



2017-18 AUBURN WOMEN'S BASKETBALL

AUBURN ATHLETICS COMMUNICATIONS: 392 SOUTH DONAHUE DRIVE || AUBURN, AL 36830 || AUBURNTIGERS.COM || @AUBURNWBB

2017-18 SCHEDULE/RESULTS

10-6, 1-3 SEC

DATE	OPPONENT	TIME/TV/RESULT
Nov. 13	at Virginia Tech	L 63-72
Nov. 16	NORTH CAROLINA A&T	W 63-53
Nov. 19	LOUISIANA TECH	W 75-59
Nov. 24	1-vs. Georgetown	W 60-40
Nov. 25	1-vs. Northwestern	L 48-49
Nov. 26	1-vs. UT-Chattanooga	L 41-50
Nov. 29	LOUISIANA-MONROE	W 67-41
Dec. 3	at Indiana	W 65-53
Dec. 8	at Louisiana-Lafayette	W 70-60
Dec. 9	SOUTHERN	W 65-47
Dec. 19	SOUTHEASTERN LOUISIANA	W 80-46
Dec. 28	XAVIER (LA.)	W 70-44
Dec. 31	*FLORIDA	W 84-55
Jan. 4	*at #7 Tennessee	L 59-70
Jan. 7	*#19 TEXAS A&M	L 73-82
Jan. 11	*at #9 South Carolina	L 63-71
Jan. 14	*ARKANSAS	SECN 4 pm
Jan. 18	*at LSU	+ 7 pm
Jan. 21	*at Georgia	SECN 2 pm
Jan. 28	*ALABAMA	SECN 4 pm
Feb. 1	*at Kentucky	+ 6 pm
Feb. 4	*at #19 Texas A&M	SECN 3 pm
Feb. 8	*LSU	+ 6 pm
Feb. 12	*VANDERBILT	SECN 6 pm
Feb. 15	*#15 MISSOURI	+ 6 pm
Feb. 18	*at Alabama	SECN 4 pm
Feb. 22	*at #5 Mississippi State	+ 7 pm
Feb. 25	*OLE MISS	SECN 1 pm
F28-M4	SEC Tournament	Nashville
Mar. 16-19	NCAA First Round	TBD
Mar. 23-26	NCAA Regionals	TBD
M30-A1	Women's Final Four	Columbus

All times Central. Home Games in **BOLD CAPS**.
1 - Challenge in Music City (Nashville, Tenn.)
+ = SEC Network+ / ESPN3.com
Rankings are AP at the time of the game

AUBURN ATHLETICS COMMUNICATIONS


KIRK SAMPSON Associate AD
..... kirk@auburn.edu
WES TODD Assistant Director/WBB Contact
..... wlt0006@auburn.edu
..... C: 334-750-5682

Web..... AuburnTigers.com
Twitter..... @AuburnWBB
Facebook..... /AUWBB
Instagram..... @AuburnWBB
Office Phone (334) 844-9800



Arkansas (10-7, 1-3)

Sunday, Jan. 14, 2018 • 4 p.m. CT
SEC Network



Site Auburn, Ala.
Venue Auburn Arena (9,121)
TV SEC Network (Roy Philpott, Brooke Weisbrod)
Radio WTGZ 93.9 FM (Andy Burcham, Larry DiChiara, Brit Bowen)
Audio Webcast AuburnTigers.com/collegesportslive
Live Stats..... AuburnTigers.com
Twitter..... @AuburnWBB
Series Record..... Auburn leads 22-14
in Auburn Auburn leads 11-5
Last Meeting..... Auburn 70, Arkansas 64 (Feb. 26, 2017, in Fayetteville)

GAMEDAY BREAKDOWN

AUBURN TIGERS

Rankings..... AP: NR | Coaches: NR
2017-18 Record 10-6
SEC 1-3
Home 7-1
Away 2-3
Neutral 1-2
Streak..... L3
Head Coach..... Terri Williams-Flournoy
Record at AU (Yrs.)..... 98-82 (6th)
Overall Record (Yrs.)..... 241-186 (14th)
Record vs. Arkansas 3-2

ARKANSAS RAZORBACKS

Rankings..... AP: NR | Coaches: NR
2017-18 Record 10-7
SEC 1-3
Home 8-1
Away 1-6
Neutral 1-0
Streak..... L3
Head Coach..... Mike Neighbors
Record at UA (Yrs.)..... 10-7 (1st)
Overall Record (Yrs.)..... 108-48 (5th)
Record vs. Auburn 0-0

AUBURN PROJECTED STARTERS (based on last game)



EMARI JONES
#5 • F • JR • 6-2
Chicago, Ill.

PPG: 5.1
RPG: 3.6
APG: 0.8



TIFFANY LEWIS
#14 • G • R-SR • 5-7
Chattanooga, Tenn.

PPG: 5.1
RPG: 1.8
APG: 0.6



JAZMINE JONES
#15 • F • SR • 6-2
Winston-Salem, N.C.

PPG: 6.0
RPG: 4.2
APG: 1.3



UNIQUE THOMPSON
#20 • F • FR • 6-3
Theodore, Ala.

PPG: 11.2
RPG: 9.2
APG: 1.1



JANIAH MCKAY
#33 • G • JR • 5-6
Gainesville, Fla.

PPG: 16.9
RPG: 3.2
APG: 4.9

OFF THE BENCH

No.	Pos.	Name	Ht.	Year	PPG	RPG	Hometown
0	G	Daisa Alexander	5-8	So.	14.1	2.7	Decatur, Ga.
2	G	Bria Johnson*	5-8	Sr.	--	--	Baton Rouge, La.
3	G	Erica Sanders	5-10	Jr.	2.5	1.5	San Antonio, Texas
4	F	Abigayle Jackson	6-3	Fr.	1.4	1.5	Little Rock, Ark.
10	F	Kiyae' White*	6-2	Fr.	--	--	Macungie, Pa.
12	C	Justice Wright	6-4	R-Jr.	1.0	1.8	Macon, Ga.
21	G	Isabella Lopez	5-6	Fr.	0.7	0.4	Miami, Fla.
22	G	Crystal Primm**	5-10	Jr.	--	--	West Palm Beach, Fla.
23	F	Jessica Jones	6-2	Sr.	3.4	3.8	Winston-Salem, N.C.
32	G	Sira Toure	5-9	Sr.	0.6	0.6	Kennewick, Wash.

*Injured/will not compete in 2017-18

**Ineligible for 2017-18 under NCAA transfer rules

Head Coach: Terri Williams-Flournoy | **Assistants:** Ty Evans, Adrian Walters, Clarisse Garcia

#WarEagle



AuburnTigers.com



@AuburnWBB | @AuburnTigers
@AUCoachFlo



/AUWBB
/AuburnTigers

TEAM SCHEDULE AND MEDIA AVAILABILITY >> JANUARY 14-20 (times Central unless noted otherwise)

SUNDAY January 14	MONDAY January 15	TUESDAY January 16	WEDNESDAY January 17	THURSDAY January 18	FRIDAY January 19	SATURDAY January 20
GAME 4:00 Auburn vs. Arkansas (SEC)	OFF DAY COACH FLO SHOW 6-7 p.m. Victory Grille	PRACTICE 3-5:30 p.m. Auburn Arena	PRACTICE 3-4 p.m. Auburn Arena TRAVEL to Baton Rouge, La.	GAME 7:00 Auburn at LSU (SEC+)	PRACTICE 3-5:30 p.m. Auburn Arena	PRACTICE 1-3 p.m. Auburn Arena TRAVEL to Athens, Ga.
Interviews Postgame				Interviews Postgame Return to Auburn		

AUBURN ATHLETICS COMMUNICATIONS

QUICK FACTS

AUBURNTIGERS.COM

For updated game notes, statistics and all the latest information on Auburn basketball and gameday activities, go to AuburnTigers.com.

INTERVIEW POLICY

Coach Williams-Flournoy, assistant coaches and selected athletes are available for phone and personal interviews by contacting Wes Todd in the media relations office. Post-game interviews with Coach Flo and selected players will be conducted in the media room following a 10-minute cooling-off period. **Practices are closed to the public, but media may cover practice with advance notice.**

CREDENTIALS

Anyone wishing to cover Auburn women's basketball should contact Wes Todd in the communications office at least one day in advance in order to make the proper arrangements. Credentials will be held at media will call, located inside the scholarship entrance at Auburn Arena. Parking passes are not needed.

GAME DAY SERVICES

Notes for both teams and flip cards will be provided prior to the game. Stats will be distributed at halftime and after the game. Wireless internet is available in the Arena; ask Wes Todd for the password.

VIDEO SERVICES

FTP feeds of selected Auburn basketball highlights are available for the media. A number of studio and satellite services may be arranged for electronic media by calling War Eagle Productions at 334-750-4345 or by emailing Clara Baena at cbs0036@auburn.edu.

PHOTO SERVICES

For photos of Auburn women's basketball or anything pertaining to Auburn Athletics, contact Wade Rackley at 334-750-6907 or via email at wwr0004@auburn.edu.

COMMUNICATIONS STAFF

Wes Todd	Women's Basketball contact
cell: 334-750-5682	
email: wlt0006@auburn.edu	
Kirk Sampson	Associate AD
cell: 334-750-1385	
email: sampska@auburn.edu	

GENERAL INFORMATION

Location..... Auburn, Ala.
 Founded1856
 Enrollment..... 28,290
 Nickname Tigers
 Colors..... Burnt Orange and Navy Blue
 Facility (Capacity) Auburn Arena (9,121)
 President Dr. Steven Leath
 Director of Athletics Jay Jacobs
 Sr. Assoc. AD/WBB Admin.David Mines

WOMEN'S BASKETBALL HISTORY

First Year of Women's Basketball1971
 All-Time Record (Years).....909-460 (47th)
 All-Time SEC Record (since 1981)223-221
 All-Time Home Record 420-111
 at Auburn Arena (since 2010).....73-40
 NCAA Tournament Appearances..... 20
 Last NCAA App./Result..... 2017 - First Round
 SEC Regular-Season Championships 5
 1981, 1987, 1988, 1989, 2009
 SEC Tournament Championships..... 4
 1981, 1987, 1990, 1997

COACHING & SUPPORT STAFF

Head Coach..... Terri Williams-Flournoy
 Alma Mater, Year Penn State, 1991
 Overall Record241-186 (.564) / 14th year
 Auburn Record98-82 (.544) / 6th year
 Associate Head Coach (Year at Auburn) Ty Evans (6th)
 Alma Mater, Year Wisconsin-Whitewater (1995)
 Assistant Coach (Year at Auburn) Adrian Walters (6th)
 Alma Mater, Year St. Francis (Pa.) (1987)
 Assistant Coach (Year at Auburn)Clarisse Garcia (2nd)
 Alma Mater, Year Villanova (2007)
 Strength & Conditioning CoachClaus Souza
 Director of Basketball Operations Bianca Webb
 Director of Basketball ServicesAlli Bracewell
 Special Assistant to the Head Coach.....Precious Morris
 Senior Athletic Trainer..... Cindy Cohen

GAMEDAY EXPERIENCE: AUBURN ARENA

>> Auburn Arena is in its eighth season as home of Auburn Basketball. The Tigers are 73-40 since moving to the Arena in 2010-11. The facility seats 9,121 for basketball and also hosts Auburn volleyball and gymnastics.



TEAM INFORMATION

2016-17 Record..... 17-15
 2016-17 SEC Record..... 7-9
 SEC Finish..... T-8th
 Starters Returning/Lost3/2
 Letterwinners Returning/Lost 9/4
 Newcomers..... 5

AUBURN TIGERS SPEED CHART

Overall: 10-6 SEC: 1-3

Head Coach: Terri Williams-Flournoy (6th Season)

Daisa Alexander - DAY-zha
Emari Jones - e-MAR-ee
Janiah McKay - jah-NYE-uh
Sira Toure - SEER-ah TOO-ray

Kiyae' White - kye-YAY
Terri Williams-Flournoy - Fluh-NOY

Number	Name	Position	Year	High School	Season High	Career High	PPG	RPG	SPG	FG	3FG	FT	Notes	
0	DAISA ALEXANDER	G	5-8	So.	Decatur, Ga.	Southwest DeKalb HS	17-18	14.1	2.7	2.6	.395	.313	.745	<ul style="list-style-type: none"> Career-hi 25 pts (12 in 4Q) at Indiana (12/3) 21 points vs. Florida (12/31) Career-hi 6 assists vs. Texas A&M (1/7) 3rd in SEC in steals (2.6/game) Played 20 gms as FR in 16-17; 1.9 ppg
2	BRIA JOHNSON	G	5-8	Sr.	Baton Rouge, La.	Episcopal HS	17-18	-	-	-	-	-	-	<ul style="list-style-type: none"> Out for 2017-18 season with torn ACL Played in nine games in 16-17 Appeared in 7 games in 14-15
3	ERICA SANDERS	G	5-10	Jr.	San Antonio, Texas	Johnson HS	17-18	2.5	1.5	1.8	.565	-	.667	<ul style="list-style-type: none"> 8 pts, 5 rebs, 3 stls vs. ULM (11/29) Career-high 6 steals vs. LA Tech (11/19) Career-high 9 points vs. Ole Miss (1/8/17) DNP last 4 games (foot)
4	ABIGAYLE JACKSON	F	6-3	Fr.	Little Rock, Ark.	Little Rock Central HS	16-17	1.4	1.5	0.5	.391	.143	.333	<ul style="list-style-type: none"> 12 points, 2 blocks vs. XULA (12/28) 4 pts, 7 rebs, 3 blks vs. ULM (11/29) Made Auburn debut vs. N.C. A&T (11/16) #1 HS player in Arkansas in class of '17 Led LR Central to 23-4 record as senior
5	EMARI JONES	G	6-2	Jr.	Chicago, Ill.	Shawnee CC	17-18	5.1	3.6	1.3	.349	.281	.667	<ul style="list-style-type: none"> 1st AU start vs. NC A&T (11/16); 6 pts, 6 rebs Career-high 7 reb in opener @Va. Tech (11/13) Career-high 11 points at Missouri (1/26) NJCAA All-American as freshman at Shawnee Led NJCAA in scoring with 746 pts in 2016
10	KIYAE' WHITE	F	6-2	Fr.	Macungie, Pa.	Emmaus HS	17-18	-	-	-	-	-	-	<ul style="list-style-type: none"> Will redshirt the 2017-18 season #20 forward, 3-star by ESPN HoopGuriz Leading rebounder at Emmaus HS 3 siblings played football at WVU
12	JUSTICE WRIGHT	C	6-4	R-Jr.	Macon, Ga.	Clemson	17-18	1.0	1.8	0.5	.353	.000	.375	<ul style="list-style-type: none"> 4 pts, 5 rebs in 22 mins vs. UTC (11/26) 2 pts, 4 rebs in Auburn debut @Va Tech (11/13) Sat out 16-17 after transfer from Clemson Played 32 games in 2 years at Clemson Father, Sharrone Wright, played in NBA
14	TIFFANY LEWIS	G	5-8	R-Sr.	Chattanooga, Tenn.	Clemson	17-18	5.1	1.8	1.3	.236	.241	.778	<ul style="list-style-type: none"> AU career-high 15 pts vs. SE LA (12/19) Played all 32 games in 16-17; 2 starts 3.7 ppg; season-high 12 vs Savannah St. Led Clemson in 3-point shooting (50-183) Graduated in May 2017
15	JAZMINE JONES	F	6-2	Sr.	Winston-Salem, N.C.	West Forsyth HS	17-18	6.0	4.2	1.9	.500	-	.552	<ul style="list-style-type: none"> Played all 32 games; 25 starts in 16-17 Started all 33 games as sophomore 2 dbl-dbls in '16: 13/10 vs ECU; 16/10 vs ALA Led AU w/ career-high 21 pts, 9 reb @ VU in '15 Graduated in August 2017
20	UNIQUE THOMPSON	F	6-3	Fr.	Theodore, Ala.	Faith Academy	17-18	11.2	9.2	1.1	.472	-	.535	<ul style="list-style-type: none"> 2x SEC Freshman/Week (11/21, 12/12) 4 double-doubles in 17-18 (LT, ULL, SU, SLU) Career-high 29 pts, 12 rebs at ULL (12/8) Injured vs. NW; missed UTC, ULM games 16 rebs at VT most by AU plyr since 2015-16
21	ISABELLA LOPEZ	G	5-7	Fr.	Miami, Fla.	Northeast HS	17-18	0.7	0.4	0.5	.200	.222	.500	<ul style="list-style-type: none"> 6 points in 11 mins vs Georgetown (11/24) 1st 3 AU points vs. LA Tech (11/19) Made Auburn debut at VA Tech (11/13) 16.9 ppgs, 5.3 rpg, 4.6 apg as HS junior Record-holder, best 3-pt % in Broward Co.
23	JESSICA JONES	F	6-2	Sr.	Winston-Salem, N.C.	West Forsyth HS	17-18	3.4	3.8	1.7	.600	-	.292	<ul style="list-style-type: none"> Played all 96 games 1st 3 yrs; 31 starts in '17 Career-hi 15 pts vs. JU (12/28/17) on 21st b-day Leading returning rebounder; avg. 5.2 rpg Graduated in August 2017
32	SIRA TOURE	G	5-9	Sr.	Kennewick, Wash.	Weber State	17-18	0.6	0.6	0.1	.250	.000	.000	<ul style="list-style-type: none"> 2 points, 1 rebound vs. SE Louisiana (12/19) Played 8 mins at Tennessee, 2 rebs (1/4) Joined AU in spring of 2016; eligible spring '17 Played in one game in '17, vs. Drake (12/21) Played 19 games as frosh at Weber State
33	JANIAH MCKAY	G	5-6	Jr.	Gainesville, Fla.	Gainesville HS	17-18	16.9	3.2	4.9	.397	.167	.851	<ul style="list-style-type: none"> 11 points away from 1,000 for career 2nd in SEC in steals (2.9/game) Made 20 straight FTs over 4-game stretch 29 pts 3x: UT, Ala ('17); LA Tech (11/19) 13 pts/13 asts vs. OM (1/8/17); 1st career D-D

Inside the Matchup

Auburn vs. Arkansas 22-14 (.611)

In Auburn: 11-5
 --At Auburn Arena: 2-2
 In Fayetteville: 9-8
 Neutral Sites: 2-1
 Trend: Auburn has won 4 of the last 6 meetings

Nov. 24, 1984	W	70-65	Sanford, Fla. (37)
Dec. 14, 1989	W	84-69	Fayetteville, Ark.
Jan. 11, 1992	L	56-67	Fayetteville, Ark.
Jan. 9, 1993	W	68-49	Auburn
Jan. 22, 1994	W	66-57	Fayetteville, Ark.
Jan. 22, 1995	L	73-80	Auburn
Feb. 20, 1996	L	72-73 (OT)	Fayetteville, Ark.
Feb. 9, 1997	W	85-77	Auburn
Feb. 8, 1998	L	63-71	Fayetteville, Ark.
Feb. 26, 1998	L	43-59	Columbus, Ga.*
Feb. 7, 1999	W	66-46	Auburn
Feb. 17, 2000	W	73-56	Auburn
Feb. 24, 2000	W	71-58	Fayetteville, Ark.
Jan. 28, 2001	L	68-77	Fayetteville, Ark.
Feb. 22, 2001	W	68-60	Auburn
Feb. 17, 2002	L	65-88	Fayetteville, Ark.
Jan. 26, 2003	W	64-36	Auburn
Jan. 25, 2004	W	71-44	Fayetteville, Ark.
Feb. 3, 2005	W	62-51	Auburn
Jan. 12, 2006	L	60-64	Fayetteville, Ark.
Jan. 14, 2007	L	62-65	Auburn
Feb. 10, 2008	W	73-68	Fayetteville, Ark.
Mar. 2, 2008	W	74-57	Auburn
Mar. 6, 2008	W	73-51	Nashville, Tenn.*
Jan. 18, 2009	W	70-61	Fayetteville, Ark.
March 1, 2009	W	94-57	Auburn
Feb. 11, 2010	L	58-73	Auburn
Feb. 13, 2011	W	64-59	Fayetteville, Ark.
Jan. 15, 2012	L	39-59	Fayetteville, Ark.
Feb. 12, 2012	L	48-51	Auburn
Jan. 6, 2013	W	50-47	Auburn
Feb. 2, 2014	W	56-48	Fayetteville, Ark.
Jan. 29, 2015	L	47-52	Fayetteville, Ark.
Feb. 15, 2015	L	36-54	Auburn
Jan. 24, 2016	W	71-60 (OT)	Auburn
Feb. 26, 2017	W	70-64	Fayetteville

*SEC Tournament

Auburn Women's Basketball Quick Hitters

- This is the 37th meeting between Auburn and Arkansas in women's basketball
- Auburn leads the all-time series 22-14, including an 11-5 advantage in Auburn
- The Tigers have won the last two meetings and four of the last six
- Auburn earned a 70-64 victory in Fayetteville last season in the regular-season finale on Feb. 26
- Auburn ranks in the top 16 nationally in scoring defense (16th - 55.8); steals per game (3rd - 14.5); turnovers forced per game (3rd - 24.7) and turnover margin (3rd - +9.9)
- Auburn set a new school record by hitting 16-of-16 free throws in the game with Texas A&M (1/7)
- From the Tennessee game (1/4) into the third quarter of the South Carolina game (1/11), Auburn made 24 consecutive free throws
- The Tigers tied a school record for fewest turnovers with 5 vs. Florida on Dec. 31 while forcing the Gators into 28
- Auburn forced a season-high 35 turnovers vs. UL-Monroe, second-most under Williams-Flournoy and 8th-most in Auburn history
- Auburn has forced at least 20 turnovers in 15 of 16 games this season and 25+ turnovers in eight games
- Auburn has won 24 of its last 27 games when forcing at least 25 turnovers (6-2 this season)
- Auburn was the last FBS school in the country to remain unbeaten at home this school year in football, men's basketball and women's basketball
- Junior point guard Janiah McKay is Auburn's top scorer with 16.9 points/game; she also leads team and ranks fourth in SEC in assists (4.9) and second in SEC in steals (2.9)
- McKay was 11-of-11 on free throws vs. Texas A&M (1/7), tying an Auburn record held by 3 other players; she made 20 in a row over a four-game stretch from Florida (12/31) through South Carolina (1/11)
- McKay matched her career-high with 29 points vs. Louisiana Tech (11/19); also had 29 vs. UT and Alabama last year
- Freshman Unique Thompson was named SEC Freshman of the Week after her first career double-double (16 pts, 14 rebs) vs. Louisiana Tech (11/19); she had 10 points and 10 rebounds by halftime
- Thompson earned a second SEC Freshman of the Week nod after back-to-back double-doubles vs. UL-Lafayette and Southern; her 29 points at ULL was a career-high and the second-most ever by an Auburn freshman
- Thompson has 4 double-doubles this season: LA Tech (16/14), ULL (29/12), Southern (18/10), SE Louisiana (10/11)
- Thompson had six blocks vs. LA Tech, most for Auburn player since 2011 (Jassany Williams, 7 vs. Duke)
- Thompson became the sixth Auburn freshman since 2005 to earn a start in her first collegiate game; she played 34 minutes in the opener at Virginia Tech
- Thompson pulled down 16 rebounds at Virginia Tech, the most by an Auburn player since Tra'Cee Tanner had 19 at Florida Gulf Coast in 2015
- Sophomore Daisa Alexander scored a career-high 19 points in the season opener at Virginia Tech (11/13); then topped that career-high with 25 points at Indiana (12/3); she also had 21 vs. Florida (12/31)
- Alexander is second on the team with 14.1 points/game; she has scored in double-figures in 14 of 16 games
- Alexander is third in the SEC with 2.6 steals/game
- Alexander had a career-high 6 assists vs. Texas A&M (1/7)
- Junior Emari Jones had a career-high 7 rebounds at Virginia Tech (11/13) and earned her first start vs. N.C. A&T (11/16)

Moving On Up (Auburn Career Milestone Watch) . . .

- **Janiah McKay** needs 11 points to become Auburn's 33rd 1,000-point scorer; needs 117 points to move into Auburn all-time top 30 (Samantha Williams, 1,106)
- **Janiah McKay** is 15th in career assists with 263, needs 4 to tie for 14th (Morgan Toles, 267)
- **Janiah McKay** is 16th among active SEC players with 989 career points; 38 away from 1,000 in her career
- **Jazmine Jones** is 8th among active SEC players with 142 career steals
- **Coach Terri Williams-Flournoy** needs 2 wins for her 100th victory as Auburn's head coach
- **Coach Terri Williams-Flournoy** needs 8 wins for her 500th victory as a collegiate coach (head or assistant)
- **Auburn's win over North Carolina A&T** was the 900th in school history

INDIVIDUAL CATEGORY LEADERS

Auburn	Arkansas
Janiah McKay - 16.9	Malica Monk - 16.5
Unique Thompson - 9.2	Devin Cosper - 7.2
Janiah McKay - 4.9	Malica Monk - 4.0
Janiah McKay - 2.9	Malica Monk - 1.9
Unique Thompson - 0.9	Kiara Williams - 1.2
Janiah McKay - 32.2	Malica Monk - 33.5
Jazmine Jones - .500	Kiara Williams - .476
Daisa Alexander - .313	Jailyn Mason - .379
Janiah McKay - .851	Malica Monk - .765

OPENING TIP

» The Auburn women's basketball team is back at Auburn Arena on Sunday to take on the Arkansas Razorbacks. Game time is 4 p.m. CT with the broadcast on SEC Network and 93.9 FM.
 » The Tigers are 10-6 overall, 1-3 SEC, and coming off three straight games against top-20 opponents, the most recent being a 71-63 loss at No. 9 South Carolina on Thursday.
 » Arkansas is 10-7 overall, 1-3 in SEC play, and has also lost three in a row after a 78-65 setback at Georgia on Thursday.

LAST TIME OUT

» Junior Janiah McKay scored 27 points and Auburn clawed back from a big early deficit, but the Tigers fell short to No. 9 South Carolina 71-63 Thursday night in front of 12,011 fans at Colonial Life Arena.
 » The Tigers found themselves trailing by as many as 22 points early in the second quarter but continued to chip away throughout the remainder of the game, pulling as close as six points midway through the fourth quarter. But the Gamecocks held on despite being outscored 53-41 over the final three periods.
 » McKay's 27 points led all scorers on the night and were two shy of a career-high. She was 8-of-18 from the field and 11-of-13 from the free-throw line. Her streak of 20 consecutive made free throws came to an end, but she has now made 25 of her last 27 dating back to the Florida game.
 » Sophomore Daisa Alexander chipped in 17 points with seven coming in the fourth quarter. She was a perfect 5-for-5 at the free throw line and has yet to miss from the charity stripe in SEC play. Freshman Unique Thompson led the Tigers with 11 rebounds, and senior Jazmine Jones added 8 points and 5 rebounds.

UP NEXT

» The Tigers travel to Baton Rouge, La., on Thursday to take on the LSU Lady Tigers. Game time is 7 p.m. at the Pete Maravich Assembly Center.

A WIN OVER ARKANSAS WOULD...

» Be Auburn's third straight against the Razorbacks.
 » Snap a 3-game losing streak.
 » Improve Auburn to 8-1 at home this season.
 » Be Coach Flo's 99th win at Auburn.

AUBURN vs. ARKANSAS

» Auburn leads the all-time series with Arkansas 22-14. The Tigers own an 11-5 advantage in games played in Auburn.
 » The Tigers have won the last two meetings and four of the last six. The teams are 5-5 against one another in the last 10 outings.

LAST MEETING (Feb. 26, 2017, in Fayetteville):

AUBURN 70, ARKANSAS 64

» Auburn used a 30-point fourth quarter to fight back from a seven-point deficit to end the regular season with a 70-64 win at Arkansas.
 » The Tigers shot 62.5 percent in the fourth quarter after two offensively challenged periods that saw the Razorbacks build a seven-point lead going into the final quarter. But Auburn opened the period on a 17-5 run and never trailed again.
 » Three players finished in double-figures for Auburn. Brandy Montgomery led the Tigers with 18 points, Janiah McKay had 17 and Katie Frerking had 16. Eleven of McKay's 17 points came in the pivotal fourth quarter, and Frerking had her sixth double-double with 10 rebounds. She also had five assists, three blocks and two steals.

SCOUTING ARKANSAS

» Arkansas is 10-7 overall, 1-3 in SEC play. The Razorbacks have dropped three straight games, including

a 78-65 loss at Georgia on Thursday night.

» The Razorbacks average 70.6 points/game while holding opponents to 69.9. Arkansas is second in the SEC with 7.8 made 3-pointers per game.
 » Malica Monk leads Arkansas in scoring (16.5/game), assists (4.0/game), steals (1.8/game) and minutes played (33.5). Devin Cosper is second on the team with 16.2 points/game, and Kiara Williams leads with 7.5 rebounds/game.
 » Arkansas is in its first year under head coach Mike Neighbors. Neighbors led Washington to the Final Four in 2016.

SCOUTING AUBURN



» Auburn is 10-6 on the season, 1-3 SEC, coming off close losses to three straight top-20 opponents. The Tigers will face just three more current ranked opponents the rest of the regular season.
 » The Tigers are scoring 65.4 points per game while holding opponents to an SEC-best 55.8. Auburn's scoring defense ranks 16th nationally.
 » Junior point guard Janiah McKay has scored in double-figures in 15 of the Tigers' 16 games, including matching a career-high with 29 vs. Louisiana Tech. She also ranks second in the SEC in steals (2.9/game) and is fourth in assists (4.9/game).
 » Freshman Unique Thompson has been a breakout star, twice earning SEC Freshman of the Week honors while averaging 11.2 points and 9.2 rebounds. She has four double-doubles on the season, including three straight vs. ULL, Southern and Southeastern La. She had her best SEC game against Texas A&M with 22 points and 9 rebounds.
 » Senior forward Jazmine Jones is averaging 6.0 points/game. She had a season-high 9 rebounds vs. Texas A&M.
 » Junior Emari Jones earned her first career start vs. North Carolina A&T on Nov. 16 and has remained in the lineup ever since. She scored a career-high 18 points vs. Florida and is averaging 5.1 points and 3.6 rebounds.
 » Sophomore Daisa Alexander has been another breakout star, averaging 14.1 points off the bench. In just 20 minutes vs. Indiana, she scored a career-high 25 points, including 12 in the fourth quarter to help Auburn pull away. She added 21 points in the win over Florida, 17 vs. Texas A&M and 16 at South Carolina.
 » Auburn has forced at least 20 turnovers in 15 of 16 games this season and has forced 25 or more eight times (29 vs. LA Tech; 25 vs. Northwestern, 35 vs. ULM; 26 vs. Southern; 31 vs. SE Louisiana; 30 vs. XULA; 28 vs. Florida; 28 at Tennessee).

SHE'S THE REAL MCKAY

» Junior Janiah McKay continues to be Auburn's do-everything player in her third year as the Tigers' starting point guard. In the Tigers' first 15 games, she has averaged 16.2 points, 3.3 rebounds, 4.9 assists and 3.0 steals. She leads the SEC in steals and is fourth in assists. Her 8 rebounds vs. N.C. A&T were a career-high.
 » McKay has moved into the Auburn career top-15 in assists with 259 in her career; she currently ranks 15th. She is also 11 points away from 1,000 in her career.
 » She has scored at least 25 points in two straight games - 25 vs. Texas A&M and 27 at South Carolina - and in three of the last four.
 » She matched a career-high with 29 points in the Tigers' win over Louisiana Tech on Nov. 19. McKay previously scored 29 vs. Tennessee and Alabama last season.
 » In a road win at Indiana on Dec. 3, McKay scored 22 points - her second-straight 20-point effort - and led Auburn with 5 rebounds, 6 assists and 6 steals.
 » McKay totaled 16 assists over a two-game back-to-back on Dec. 8-9, racking up 9 assists and 10 points at ULL and 7 assists, 14 points vs. Southern.
 » Against her hometown Florida Gators, the

SEC STANDINGS & SCHEDULE									
	<i>(thru games of Jan. 11)</i>								
	SEC Games			All Games			W	L	Pct.
	W	L	Pct.	W	L	Pct.			
Mississippi St.	4	0	1.000	18	0	1.000			
Tennessee	3	1	.750	15	1	.938			
Georgia	3	1	.750	15	2	.882			
Missouri	3	1	.750	15	2	.882			
South Carolina	3	1	.750	14	2	.875			
Texas A&M	3	1	.750	14	4	.778			
Alabama	3	1	.750	13	4	.765			
LSU	2	2	.500	10	5	.667			
Ole Miss	1	3	.250	11	6	.647			
AUBURN	1	3	.250	10	6	.625			
Arkansas	1	3	.250	10	7	.588			
Kentucky	1	3	.250	9	9	.500			
Florida	0	4	.000	8	9	.471			
Vanderbilt	0	4	.000	4	14	.222			
Thursday, Jan. 11									
*Alabama 65, LSU 51									
*Kentucky 56, Florida 53									
*Georgia 78, Arkansas 65									
*Mississippi State 76, Ole Miss 45									
*South Carolina 71, Auburn 63									
*Texas A&M 79, Tennessee 76 (OT)									
*Missouri 81, Vanderbilt 70									
Sunday, Jan. 14									
*LSU at Florida				Noon		SECN			
*Tennessee at South Carolina				1 pm		ESPN2			
*Georgia at Texas A&M				2 pm		SECN			
*Alabama at Mississippi State				3 pm		ESPNU			
*Arkansas at Auburn				4 pm		SECN			
Monday, Jan. 15									
*Kentucky at Vanderbilt				6 pm		SECN			
Thursday, Jan. 18									
Tennessee at Notre Dame				6 pm		ESPN			
*Florida at Arkansas				6 pm		SECN			
*Texas A&M at Alabama				7 pm		SEC+			
*Auburn at LSU				7 pm		SEC+			
*South Carolina at Vanderbilt				7 pm		SEC+			
*Missouri at Ole Miss				8 pm		SECN			

Inside the Numbers

CATEGORY	 	
	AUBURN	ARKANSAS
Points Per Game	65.4	70.6
Scoring Margin	+9.6	+0.7
Field Goal %	40.1%	37.6%
Opp. Field Goal %	39.8%	39.9%
3 pt Field Goal %	25.2%	29.7%
Opp. 3FG %	30.8%	32.6%
Rebounds	35.4	41.6
Opp. Rebounds	33.9	43.1
Rebound Margin	+1.4	-1.5
Turnovers	15.0	12.6
Opp. Turnovers	24.9	14.7
Steals	14.5	7.8
Opp. Steals	7.3	6.1
Blocks	2.6	4.3
Opp. Blocks	2.6	3.8

Associated Press Top 25

(Week 10: Jan. 8)

Rk	Team	Record	Prev
1	Connecticut (32)	13-0	1
2	Notre Dame	15-1	2
3	Louisville	18-0	3
4	Mississippi State	17-0	5
5	Baylor	14-1	6
6	Tennessee	15-0	7
7	Texas	13-1	8
8	Oregon	15-2	9
9	South Carolina	13-2	4
10	Ohio State	15-2	10
11	Maryland	15-2	13
12	Missouri	14-2	15
13	Florida State	14-2	11
14	UCLA	11-4	14
15	West Virginia	14-2	12
16	Duke	12-4	17
17	Texas A&M	13-4	19
18t	Arizona State	13-3	25
18t	Iowa	15-2	18
20	Oklahoma State	12-3	20
21	Rutgers	16-2	NR
22	Oregon State	11-4	16
23	Michigan	13-4	22
24	California	11-4	23
25	Green Bay	12-2	NR

Also Receiving Votes: Villanova, Stanford, South Florida, Georgia, Marquette, LSU, Utah, Brown, Ball State, Belmont, Mercer.

USA TODAY Coaches' Top 25

(Week 10: Jan. 9)

Rk	Team	Record	Prev
1	Connecticut (32)	11-0	1
2	Notre Dame	13-1	2
3	Mississippi State	15-0	3
4	Louisville	16-0	4
5	Baylor	14-1	6
6	Tennessee	15-0	7
7	Texas	13-1	8
8	South Carolina	13-2	5
9	Oregon	15-2	9
10	Ohio State	15-2	10
11	Maryland	15-2	13
12	Florida State	14-2	12
13	Missouri	14-2	15
14	UCLA	11-4	14
15	West Virginia	14-2	11
16	Texas A&M	13-4	19
17	Iowa	15-2	17
18	Duke	12-4	18
19	Rutgers	16-2	25
20	Michigan	13-4	20
21	Oregon State	11-4	16
22	Oklahoma State	12-3	23
23	Arizona State	13-3	NR
24	Green Bay	12-2	24
25	South Florida	12-4	22

Also receiving votes: Syracuse, Villanova, Virginia, Georgia Tech, Marquette, California, DePaul, Florida Gulf Coast, Georgia, Ball State, Stanford, USC, Virginia Tech.

Gainesville, Fla., native scored 25 points - 19 in the second half - to lead Auburn to an 84-55 win on Dec. 31.

A UNIQUE TALENT FROM DAY ONE

» Freshman Unique Thompson made an immediate impact in her first collegiate game, posting a 9-point, 16-rebound performance at Virginia Tech on Nov. 13. She became the sixth Auburn freshman since 2005 to earn a start in her collegiate debut.

» Thompson's 16 rebounds were the most by an Auburn player since Tra'Cee Tanner had 19 at Florida Gulf Coast on Dec. 30, 2015. It marked the most by an Auburn freshman since Le'Coe Willingham had 16 vs. South Carolina on Feb. 3, 2000.

» She followed that up with 11 points and 7 rebounds vs. N.C. A&T, then got her first career double-double with 16 points, 14 rebounds and 6 blocks vs. Louisiana Tech. Her performance earned her SEC Freshman of the Week honors on Nov. 21.

» Thompson earned a second SEC Freshman of the Week honor on Dec. 12 after back-to-back double-doubles at Louisiana-Lafayette and vs. Southern. She scored a career-high 29 points with 12 rebounds at ULL, then came back with 18 points, 10 rebounds vs. Southern. In just the fourth quarters of those two games, she scored a combined 25 points.

» She posted a third-straight double-double and fourth of the season with 10 points and 11 rebounds vs. Southeastern Louisiana.

» Thompson's 6 blocks vs. LA Tech were the most by an Auburn player since Jassany Williams had 7 vs. Duke in 2011. She also had 10 points and 10 rebounds in the first half, making her the first Auburn player with a double-double by halftime since DeWanna Bonner in 2009.

» Thompson suffered an ankle injury vs. Northwestern and missed Auburn's next two games vs. Chattanooga and UL-Monroe. She returned to the starting lineup at Indiana on Dec. 3.

EVERYTHING'S COMING UP DAISA

» Sophomore Daisa Alexander played the best game of her collegiate career to that point in Auburn's opener at Virginia Tech, setting career-highs in scoring (19), steals (4) and assists (3) while playing a career-high 22 minutes off the bench.

» In just 20 minutes in a road win at Indiana, Alexander scored a career-high 25 points, including 12 in the fourth quarter, to help the Tigers pull away and secure the victory.

» She poured in 21 points in her first extended SEC action in Auburn's win over Florida, including three treys. She added 16 points at Tennessee to lead the Tigers.

» Alexander has transitioned into a hybrid point guard/shooting guard, depending on the situation. She posted a career-high 6 assists vs. Texas A&M (1/8) along with 17 points.

» She averaged 5.7 minutes as a freshman, playing behind then-senior Brandy Montgomery, while scoring 1.3 points per game. She scored 26 points all of her freshman season with a previous career-high of 7 against Jacksonville.

DEFENSE - AUBURN STYLE

» Auburn's full-court, high-energy pressure defense has become a signature of the Coach Flo era. In 2016-17, Auburn held 26 of 32 opponents below their season scoring average.

» So far in 2017-18, Auburn ranks 16th nationally in scoring defense (55.8 ppg), 3rd in steals per game (14.5), 3rd in turnover margin (+9.9) and 3rd in turnovers forced (24.7).

» 15 of 16 Auburn opponents have been held below their season scoring averages this season (as of 1/12):

Opponent	Season Avg.	vs. AU	Difference
Virginia Tech	78.5	72	-6.5

N.C. A&T	67.8	53	-14.8
Louisiana Tech	66.7	59	-7.7
Georgetown	61.9	40	-21.9
Northwestern	62.8	49	-13.8
Chattanooga	57.9	50	-7.9
UL-Monroe	58.3	41	-17.3
Indiana	68.4	53	-15.4
UL-Lafayette	60.3	60	-0.3
Southern	65.0	47	-18.0
Southeastern La.	59.5	46	-13.5
Xavier (La.)	61.1	44	-17.1
Florida	70.9	55	-15.5
Tennessee	84.7	70	-14.7
Texas A&M	76.8	82	+5.2
South Carolina	82.1	71	-11.1

CLUB PRESS, BACK FOR A SIXTH YEAR

» So far in 2017-18, Auburn has forced 24.9 turnovers and averaged 14.5 steals per game - both of which lead the SEC and rank third nationally - scoring an average of 24.4 points off opponent turnovers.

» ULM's 35 turnovers on Nov. 29 tied for the second-most by Auburn under Coach Flo and the eighth-most in program history.

» Auburn had 21 steals in wins over ULM and Louisiana Tech, tying for the 10th-most in program history.

» Auburn is 6-2 this year and has won 24 of its last 27 games when forcing at least 25 turnovers. The Tigers have forced at least 20 turnovers in 15 of 16 games this year.

» Auburn has had 20 or more steals 11 times in the Coach Flo era.

» Auburn set a school record in 2016-17 by forcing 709 opponent turnovers (22.2/game), breaking the previous mark of 702 from the 1986-87 season. The Tigers forced 25 or more turnovers eight times and 20+ turnovers 22 times in 32 games last season.

TURNOVERS FORCED - ALL-TIME TOP 10

Date	Opponent	Turnovers	Result
12-17-00	Puerto Rico-Mayaguez	45	W, 106-25
2-14-95	Lynn	40	W, 107-25
12-29-03	Alabama A&M	39	W, 95-28
12-5-01	Tennessee State	39	W, 96-46
11-11-16	Troy	38	W, 61-52
12-22-11	Central Conn. State	37	W, 49-40
11-14-08	at Alabama A&M	37	W, 91-53
11-29-17	Louisiana-Monroe	35	W, 67-41
12-16-15	Winthrop	35	W, 76-33
1-6-88	Tuskegee	35	W, 105-44
11-24-90	Southern	34	W, 99-30

TURNOVERS FORCED - TOP 10 vs. SEC OPPONENTS

Date	Opponent	Turnovers	Result
3-3-13	Mississippi State	31	W, 74-65
2-4-16	Vanderbilt	29	W, 53-45
2-23-12	Alabama	29	W, 81-40
1-9-00	South Carolina	29	W, 73-50
1-9-93	Arkansas	29	W, 68-49
12-31-17	Florida	28	W, 84-55
1-4-18	at Tennessee	28	L, 59-70
2-28-16	Florida	28	L, 49-56
1-24-16	Arkansas	28	W, 71-60 OT
2-26-12	Ole Miss	28	W, 46-43
2-22-89	Alabama	28	W, 89-44
2-28-88	Vanderbilt	28	W, 89-57

STEALS - ALL-TIME TOP 10

Date	Opponent	Steals	Result
12-5-15	East Carolina	24	W, 83-69
12-5-01	Tennessee State	24	W, 96-46
12-21-04	Monmouth	23	W, 73-44
12-7-03	Buffalo	23	W, 82-32
12-17-00	Puerto Rico-Mayaguez	23	W, 106-25

11-11-16	Troy	22	W, 61-52
11-14-14	Troy	22	W, 71-54
12-29-12	Samford	22	W, 80-51
11-14-08	Alabama A&M	22	W, 91-53
11-29-17	Louisiana-Monroe	21	W, 67-41
11-19-17	Louisiana Tech	21	W, 75-59
1-25-16	Arkansas	21	(OT) W, 71-60
12-29-03	Alabama A&M	21	W, 95-28

HONOR ROLL

The following Tigers have earned honors and awards for their play this season:

Janiah McKay

» Challenge in Music City All-Tournament Team

Unique Thompson

» SEC Freshman of the Week (11/21/17)

» SEC Freshman of the Week (12/12/17)

» Auburn Athlete of the Week (11/21/17)

ON THIS DATE

» Auburn is 8-5 all-time on Jan. 11. The Tigers' last game on this date came in 2016, a 72-59 home win over Alabama.

IN JANUARY

» Auburn is 201-134 all-time in the month of January (records begin in 1978-79 season, not all dates provided prior to or during that year).

WE'RE, LIKE, REALLY SMART

» Auburn has three graduates on its 2017-18 roster. Seniors Jazmine Jones and Jessica Jones earned their bachelor's degrees in August - graduating in three years - and redshirt senior Tiffany Lewis earned her degree in May of 2017. All three are enrolled in postgraduate classes and expect to finish their Master's degrees in August 2018.

» Following the 2016-17 season, Auburn had a record 11 players named to the SEC Academic Honor Roll. Eight of those players returned for 2017-18.

900 AND COUNTING

» Auburn's win over North Carolina A&T on Nov. 16 was the 900th victory in Auburn women's basketball history, dating back to the first available records in 1972. » Auburn became the 24th team in NCAA Division I to reach the all-time 900-win plateau. Auburn is the third SEC team with 900 wins, joining Tennessee and Georgia.

SISTER ACT

» For the sixth-straight season, Auburn's roster features a sister combination as twin seniors Jazmine and Jessica Jones return for the Tigers.

» Other sister combinations to play together at Auburn include Tyrese (2010-14) and Tra' Cee Tanner (2012-16); Sherell (2004-09) and Reneisha Hobbs (2006-10), and Ruthie (1985-89) and Mae Ola Bolton (1984-88).

NEW FACES

» Auburn welcomes five newcomers to the roster for 2017-18, with four freshmen and one junior.

» Joining the Tigers to compete this season are freshman F Abigail Jackson (Little Rock, Ark.), freshman F Unique Thompson (Theodore, Ala.), freshman F Kiyae' White (Macungie, Pa.) and freshman G Isabella Lopez (Miami, Fla.)

» Junior G Crystal Primm (West Palm Beach, Fla.) transferred to Auburn from Duke during the offseason and will sit out the 2017-18 season. She will have two years of eligibility remaining, beginning with the 2018-19 season.

WELCOME TO THE FAMILY

» Auburn signed four players to National Letters of Intent during the early signing period, which began Nov.

8. » The Tigers welcome Robyn Benton (5-9, G, Conyers, Ga.); Erin Howard (6-1, G, Madison, Wis.); Natalie Kelly (6-3, F, Albany, La.) and Brooke Moore (5-7, G, McDonough, Ga.). All will join the Auburn women's basketball team for the 2018-19 season. » ESPN HoopGurlz ranked Auburn's class as the nation's 12th-best signing class, which includes a pair of five-star, top-50 recruits in Benton (#17) and Moore (#42).

Auburn Career Assists			
No.	Player	Years	Assists
1.	Whitney Boddie	2005-09	603
2.	Renae Halbrooks	1978-82	593
3.	Helene Baroody	1983-87	587
4.	Kristen Mulligan	1992-96	551
5.	Ruthie Bolton	1985-89	526
6.	Martha Monk	1979-81	525
7.	Chantel Tremitiere	1987-91	490
8.	Tiffany Krantz	1996-2000	414
9.	Debra Larkin	1981-85	386
10.	Samantha Williams	1991-96	323
11.	Nicole Louden	2001-05	311
12.	Katie Frerking	2013-present	307
13.	Alli Smalley	2007-11	303
14.	Morgan Toles	2009-11	267
15.	Janiah McKay	2015-present	263
16.	Najat Ouardad	2011-13	259
17.	Cindy Sagrera	1981-84	254
18.	Mae Ola Bolton	1984-88	252
19.	Nitasha Brown	2002-06	236
20.	DeWanna Bonner	2005-09	226

NCAA RPI Report (AU & Opponents)			
(thru games of 1/11/18)			
Rk	Team	Record	AU Result
3	*Mississippi State	18-0	--
10	*South Carolina	14-2	L
12	*Tennessee	15-1	L
14	*Texas A&M	14-4	L
16	*Missouri	15-2	--
31	*Georgia	15-2	--
50	*LSU	10-5	--
53	Virginia Tech	13-4	L
65	*Arkansas	10-7	--
69	*Alabama	13-4	--
74	Indiana	8-10	W
81	Chattanooga	11-5	L
88	*Kentucky	9-9	--
91	*Ole Miss	11-6	--
93	AUBURN	10-6	--
125	*Vanderbilt	4-14	--
144	Georgetown	7-8	W
150	Louisiana-Lafayette	8-8	W
155	Northwestern	9-10	L
195	Louisiana Tech	11-5	W
202	*Florida	8-9	W
226	Southern	4-9	W
270	North Carolina A&T	6-7	W
297	Southeastern Louisiana	1-14	W
343	Louisiana-Monroe	4-11	W

Auburn in the SEC & NCAA Stats			
(Thru games of 1/8/18)			
Category	Value	SEC	NCAA
Scoring Offense	65.4	13th	182nd
Scoring Defense	55.8	1st	16th
Scoring Margin	+9.6	8th	69th
Field Goal Pct.	.401	13th	192nd
Field Goal Pct. Def.	.398	10th	175th
3-pt FG Pct.	.252	14th	326th
3-pt FG Pct. Def.	.308	7th	146th
Free Throw Pct.	.658	12th	267th
Rebounds	35.4	13th	280th
Rebound Margin	+1.4	10th	154th
Off. Rebounds	15.6	1st	30th
Def. Rebounds	20.1	14th	--
Assists	11.8	14th	269th
Assist/Turnover	0.8	13th	206th
Turnover Margin	+9.9	1st	3rd
Turnovers Forced	24.9	1st	3rd
Blocks	2.6	12th	236th
Steals	14.5	1st	3rd
SEC Games Only	Value	SEC	
Scoring Offense	69.8	7th	
Scoring Defense	69.5	8th	
Scoring Margin	+0.2	8th	
Field Goal Pct.	.366	13th	
Field Goal Pct. Def.	.479	12th	
3-pt FG Pct.	.270	14th	
3-pt FG Pct. Def.	.321	6th	
Free Throw Pct.	.839	1st	
Rebounds	34.8	11th	
Rebound Margin	-4.8	10th	
Off. Rebounds	18.0	1st	
Def. Rebounds	16.8	14th	
Assists	11.0	10th	
Assist/Turnover	1.0	4th	
Turnover Margin	+12.5	1st	
Turnovers Forced	23.5	1st	
Blocks	1.8	13th	
Steals	12.3	1st	
INDIVIDUALS (All Games)			
Scoring			
Janiah McKay	16.9	9th	109th
Daisa Alexander	14.1	19th	--
Rebounding			
Unique Thompson	9.2	5th	59th
Assists			
Janiah McKay	4.9	4th	67th
Free Throw Pct.			
Janiah McKay	.851	5th	51st
Steals			
Janiah McKay	2.9	2nd	31st
Daisa Alexander	2.6	3rd	67th
Jazmine Jones	1.9	10th	218th
Erica Sanders	1.8	11th	240th
Assist/Turnover			
Janiah McKay	1.8	9th	114th
Offensive Rebounds			
Unique Thompson	4.9	3rd	6th
Jazmine Jones	2.7	13th	--

TIGERS' RECORD WHEN...

	2017-18	Under Coach Flo
At Home.....	7-1	57-27
On the Road.....	2-3	25-43
At a Neutral Site.....	1-2	16-12
When wearing white.....	8-1	58-22
When wearing orange.....	0-0	5-10
When wearing blue.....	2-5	31-48
When wearing pink.....	0-0	4-2
Leading at the half.....	8-1	76-14
Trailing at the half.....	2-4	22-63
Tied at the half.....	0-1	0-5
Scores 100+ points.....	0-0	0-0
Scores 90-99 points.....	0-0	3-0
Scores 80-89 points.....	2-0	20-1
Scores 70-79 points.....	3-1	30-6
Scores 60-69 points.....	5-2	31-15
Scores fewer than 60 points.....	0-3	14-60
Holds opponent to 41-50 points.....	5-2	26-3
Holds opponent to 31-40 points.....	0-0	6-0
Holds opponent to under 30 points.....	0-0	2-0
Force 25 or more turnovers.....	6-2	42-8
Shoots 50% FG or better.....	2-0	27-2
Shoots 40-49% FG.....	7-0	49-17
Shoots 39.9% or under FG.....	1-6	21-64
Holds opponent under 30% FG.....	1-0	22-2
Shoots higher FG% than opponent.....	9-0	81-17
Shoots lower FG% than opponent.....	1-6	17-61
Shoots same FG% as opponent.....	0-0	0-3
Shoots higher FT% than opponent.....	5-2	42-30
Shoots lower FT% than opponent.....	5-4	56-52
Shoots same FT% as opponent.....	0-0	0-1
Out-rebounds opponent.....	7-1	62-24
Out-rebounded by opponent.....	3-5	32-58
Tied in rebounds.....	0-0	3-1
Versus ranked opponent.....	0-3	4-36
In overtime.....	0-0	3-4
Games decided by 3 points or less.....	0-1	6-11
Games decided by 4-5 points.....	0-0	9-13
Games decided by 6-10 points.....	2-4	23-21
Games decided by 11-20 points.....	4-1	29-23
Games decided by 21-30 points.....	3-0	21-8
Games decided by 30+ points.....	1-0	10-6
On Television/Digital.....	8-4	45-54
In November.....	4-3	27-12
In December.....	6-0	32-8
In January.....	0-3	12-31
In February.....	0-0	16-21
In March.....	0-0	11-10

2017-18 Auburn Superlatives...

First Half

Most points scored in the first quarter.....	22, at Virginia Tech (11/13/17)
Most points scored in the second quarter.....	30, vs. Louisiana Tech (11/19/17)
Most points scored in the first half.....	42, vs. Louisiana Tech (11/19/17)
Fewest points scored in the first half.....	13, vs. Northwestern (11/25/17)
Fewest points allowed in the first half.....	18, vs. Southeastern La. (12/19/17)
Most points allowed in the first half.....	42, at South Carolina (1/11/18)
Best FG % in the first half.....	.583, at Louisiana-Lafayette (12/8/17)
Worst FG % in the first half.....	.214, vs. Northwestern (11/25/17)
Best FG % by an opponent in the first half.....	.600, at South Carolina (1/11/18)
Worst FG % by an opponent in the first half.....	.238, at Indiana (12/3/17)
Most rebounds in the first half.....	26, at Virginia Tech (11/13/17)
Fewest rebounds in the first half.....	9, at Louisiana-Lafayette (12/8/17)
Most rebounds by an opponent in the first half.....	26, at Virginia Tech (11/13/17)
Fewest rebounds by an opponent in the first half.....	10, at Louisiana-Lafayette (12/8/17)

Second Half

Most points scored in the third quarter.....	27, vs. Southeastern La. (12/19/17)
Most points scored in the fourth quarter.....	30, vs. Southern (12/9/17) & vs. Florida (12/31/17)
Most points scored in an overtime period.....	
Most points scored in the second half.....	49, vs. Florida (12/31/17)
Fewest points scored in the second half.....	26, vs. Chattanooga (11/26/17)
Fewest points allowed in the second half.....	19, vs. Georgetown (11/24/17), vs. Southern (12/9/17), vs. Florida (12/31/17)
Most points allowed in the second half.....	47, vs. Texas A&M (1/7/18)
Best FG % in the second half.....	.607, vs. Southeastern La. (12/19/17)
Worst FG % in the second half.....	.270, at Virginia Tech (11/13/17)
Best FG % by an opponent in the second half.....	.538, at Virginia Tech (11/13/17) & vs. Chattanooga (11/26/17)
Worst FG % by an opponent in the second half.....	.250, vs. Southern (12/9/17)
Most rebounds in the second half.....	27, vs. North Carolina A&T (11/16/17)
Fewest rebounds in the second half.....	10, at Indiana (12/3/17)
Most rebounds by an opponent in the second half.....	22, at Tennessee (1/4/18)
Fewest rebounds by an opponent in the second half.....	11, vs. NC A&T (11/16/17), vs. Georgetown (11/24/17), vs. SE La. (12/19/17)

Game

Most points scored.....	84, vs. Florida (12/31/17)
Fewest points scored.....	41, vs. Chattanooga (11/26/17)
Most points allowed.....	82, vs. Texas A&M (1/7/18)
Fewest points allowed.....	40, vs. Georgetown (11/24/17)
Best FG %.....	.518, at Louisiana-Lafayette (12/8/17)
Worst FG %.....	.286, vs. Chattanooga (11/26/17)
Best FG % by an opponent.....	.547, vs. Texas A&M (1/7/18)
Worst FG % by an opponent.....	.292, vs. Georgetown (11/24/17)
Most rebounds.....	52, at Virginia Tech (11/13/17)
Fewest rebounds.....	23, at Indiana (12/3/17)
Most rebounds by an opponent.....	45, at Virginia Tech (11/13/17)
Fewest rebounds by an opponent.....	22, vs. Southeastern La. (12/19/17)

Miscellaneous

Highest-scoring quarter.....	30, 2Q vs. Louisiana Tech (11/19/17); 4Q vs. Southern (12/9/17); 4Q vs. Florida (12/31/17)
Lowest-scoring quarter.....	0, 1st quarter vs. Chattanooga (11/26/17)
Highest-scoring opponent quarter.....	30, 1st quarter at South Carolina (11/11/18)
Lowest-scoring opponent quarter.....	4, 2Q vs. ULM (11/29/17), 1Q at Indiana (12/3/17), 4Q vs. Florida (12/31/17)
Largest margin in a single quarter.....	+26 (30-4) vs. Florida (12/31/17)
Largest margin of victory.....	34, vs. Southeastern La. (12/19/17)
Smallest margin of victory.....	10, vs. North Carolina A&T (11/16/17) & at Louisiana-Lafayette (12/8/17)
Largest margin of defeat.....	11, at Tennessee (1/4/18)
Smallest margin of defeat.....	1, vs. Northwestern (11/25/17)
Largest halftime lead.....	17, vs. Southeastern La. (12/19/17)
Smallest halftime lead.....	4, at Virginia Tech (11/13/17) & at Louisiana-Lafayette (12/8/17)
Last time tied at halftime.....	30-30, at Tennessee (1/4/18)
Largest halftime deficit.....	17, at South Carolina (1/11/18)
Smallest halftime deficit.....	1, vs. Florida (12/31/17)
Largest rebounding margin.....	17, vs. North Carolina A&T (11/16/17) & vs. Southeastern La. (12/19/17)
Smallest rebounding margin.....	1, at Louisiana-Lafayette (12/8/17)
Last time tied in rebounding.....	
Largest rebounding deficit.....	12, vs. Texas A&M (1/7/18)
Smallest rebounding deficit.....	2, vs. ULM (11/29/17) & vs. XULA (12/28/17)
Largest deficit overcome to win game.....	16, vs. Florida (12/31/17)
Largest lead lost.....	6, at Virginia Tech (11/13/17)

MISCELLANEOUS STATISTICS

Double-Doubles		
	Season	Career
Unique Thompson	4	4
Jazmine Jones	0	2
Janiah McKay	0	1

30+ Point Games		
	Season	Career
Unique Thompson	5	13
Daisa Alexander	2	2
Unique Thompson	2	2
Jazmine Jones	0	1

20+ Point Games		
	Season	Career
Janiah McKay	5	13
Daisa Alexander	2	2
Unique Thompson	2	2
Jazmine Jones	0	1

10+ Rebound Games		
	Season	Career
Unique Thompson	7	7
Jessica Jones	1	3
Jazmine Jones	0	3

10+ Assist Games		
	Season	Career
Janiah McKay	0	1

5+ Steal Games		
	Season	Career
Janiah McKay	4	5
Jazmine Jones	1	3
Erica Sanders	1	1
Jessica Jones	0	1

5+ Block Games		
	Season	Career
Unique Thompson	1	1

GAMES LED AUBURN IN...

Scoring		
	Season	Career
Janiah McKay	9	21
Unique Thompson	3	3
Daisa Alexander	3	3
Jessica Jones	1	1
Tiffany Lewis	1	1
Jazmine Jones	0	3

Rebounding		
	Season	Career
Unique Thompson	11	11
Jessica Jones	2	11
Jazmine Jones	1	11
Emari Jones	1	3
Daisa Alexander	1	2
Abigayle Jackson	1	1
Janiah McKay	1	1
Justice Wright	1	1
Erica Sanders	0	2

Assists		
	Season	Career
Janiah McKay	13	40
Unique Thompson	1	1
Emari Jones	1	1
Erica Sanders	1	5
Daisa Alexander	1	1
Jazmine Jones	0	6
Jessica Jones	0	1

(includes games where lead was shared)

2017-18 DOUBLE-DOUBLES

Unique Thompson vs. LA Tech	16 pts, 14 rebs
Unique Thompson at UL-Lafayette	29 pts, 12 rebs
Unique Thompson vs. Southern	18 pts, 10 rebs
Unique Thompson vs. SE Louisiana	10 pts, 11 rebs

Last Time an Auburn Team...

Scored 100 points	Auburn 119, Sam Houston State 54 (Dec. 5, 2008)
Scored 100 points in an SEC game	Auburn 102, Tennessee 96, SEC Tournament in Albany, Ga. (Mar. 6, 1987)
Scored 100 at Auburn	Auburn 119, Sam Houston State 54 (Dec. 5, 2008)
Scored 100 points and lost	Never
Scored 110 points	Auburn 119, Sam Houston State 54 (Dec. 5, 2008)
Scored 115 points	Auburn 119, Sam Houston State 54 (Dec. 5, 2008)
Scored at least 60 points in a half	62 (2nd half) vs. Drake in New Orleans, La. (Dec. 21, 2016)
Scored at least 30 points in a quarter	30 (4th quarter) vs. Florida in Auburn, Ala. (Dec. 31, 2017)
Had 35+ rebound margin	36-Auburn 52, Alabama A&M 16 in Normal, Ala. (Nov. 19, 2013)
Had 25+ rebound margin	36-Auburn 52, Alabama A&M 16 in Normal, Ala. (Nov. 19, 2013)
Had 20+ rebound margin	20-Auburn 43, FGCU 23 in Fort Myers, Fla. (Dec. 30, 2015)
Attempted 35 free throws	35-vs. Florida A&M in Auburn, Ala. (Nov. 28, 2009)
Attempted 40 free throws	41-vs. Alabama State in Auburn, Ala. (Nov. 15, 2006)
Attempted 5 free throws or less	4 - at Tennessee in Knoxville, Tenn. (Jan. 4, 2018)
Did not attempt a free throw	Never
Made 30 free throws	31 - vs. Northwestern State (31-43) (Dec. 30, 2003)
Had 25 assists	25 - vs. Ole Miss in Auburn, Ala. (Jan. 8, 2017)
Had 25 turnovers	26 - at Florida (Feb. 28, 2016)
Had 10 turnovers or less	9 - vs. Texas A&M in Auburn, Ala. (Jan. 7, 2018)
Had 25+ steals	Never
Had 20-24 steals	21 - vs. ULM in Auburn, Ala. (Nov. 29, 2017)
Had 15-19 steals	16 - at Tennessee in Knoxville, Tenn. (Jan. 4, 2018)
Had 10-14 blocks	10 - vs. Louisiana Tech in Auburn, Ala. (Nov. 19, 2017)
Had 15+ blocks	15 - at Florida International in Miami, Fla. (Dec. 29, 2014)
Won an overtime game	Auburn 71, Arkansas 60 [1OT] in Auburn, Ala. (Jan. 24, 2016)
Lost an overtime game	Alabama 63, Auburn 61 [1OT] in Auburn, Ala. (Feb. 20, 2017)
Played a double overtime game	Auburn 70, Alabama 65 [2OT] in Auburn, Ala. (Feb. 27, 2014)
Played three or more overtimes	Never
Shot 70% for a half	70.6% (24-of-34) vs. Florida A&M in Auburn, Ala. (Dec. 15, 2013)
Shot 60% for a game	61.8% (34-for-55) vs. Alabama (Jan. 22, 2009)
Shot less than 30% for a game	28.6% (16-of-56) vs. Chattanooga in Nashville, Tenn. (Nov. 26, 2017)
Shot 90-99.9% from the free throw line (minimum 10 attempts)	91.7% (11-of-12) vs. Ole Miss in Auburn, Ala. (Jan. 8, 2017)
Shot 100% from the free throw line (minimum 10 attempts)	100% (16-of-16) vs. Texas A&M in Auburn, Ala. (Jan. 7, 2018)
Shot 50% from 3-point line (minimum 5 attempts)	53.3% (8-of-15) vs. Ole Miss in Auburn, Ala. (Jan. 8, 2017)
Shot 20-30% in a half	25.7% (9-of-35), 1st half at South Carolina in Columbia, S.C. (Jan. 11, 2018)
Shot less than 20% in a half	17.2% (5-of-29) vs. NC State in Austin, Texas [NCAA] (March 17, 2017)
Shot 55% or better and lost	58.1%, (25-of-43) vs. Tennessee (Jan. 20, 2005)
Made at least 10 3-point field goals	11-of-21 at Florida in Gainesville, Fla. (Jan. 1, 2017)
Failed to make a 3-point field goal	0-of-5 vs. Southern in Auburn, Ala. (Dec. 9, 2017)
Had at least 60 rebounds	61 vs. Stephen F. Austin in Auburn, Ala. (Dec. 17, 2007)
Had at least 50 rebounds	52 - at Virginia Tech in Blacksburg, Va. (Nov. 13, 2017)
Scored less than 10 points in a quarter	8 points (3rd quarter) vs. Chattanooga in Nashville, Tenn. (Nov. 26, 2017)
Scored less than 20 points in a 1st half	15 points vs. Chattanooga in Nashville, Tenn. (Nov. 26, 2017)
Scored less than 20 points in a 2nd half	18 points vs. Missouri [SEC] in Jacksonville, Fla. (March 3, 2016)
Scored 41-50 points in a game	41 points vs. Chattanooga in Nashville, Tenn. (Nov. 26, 2017)
Scored less than 40 points in a game	30 points at Georgia in Athens, Ga. (Jan. 28, 2016)
Scored 25 points or less	25- vs. Mercer (1971)

Last Time an Auburn Player...

Scored 40 points	41-Consweila Sparrow vs. South Alabama (Feb. 17, 1998)
Scored 35 points	35-DeWanna Bonner vs. Tennessee (Jan. 25, 2009)
Scored 30 points	32 - Katie Frerking at Texas A&M in College Station, Texas (Feb. 5, 2017)
Attempted 25 field goals	28 - Brandy Montgomery at Marquette in Milwaukee, Wis. (Dec. 13, 2015)
Attempted a slam dunk	Hasina Muhammad vs. St. John's in Auburn, Ala. (Dec. 6, 2013)
Recorded a double-double	Unique Thompson (10 pts/11 rebs) vs. Southeastern La. in Auburn, Ala. (Dec. 19, 2017)
Recorded a double-double with points and assists	Janiah McKay (13 pts/13 asts) vs. Ole Miss in Auburn, Ala. (Jan. 8, 2017)
Recorded consecutive double-doubles	Unique Thompson (18 pts/10 rebs) vs. Southern in Auburn, Ala. (Dec. 9, 2017)
	(10 pts/11 rebs) vs. Southeastern La. in Auburn, Ala. (Dec. 19, 2017)
Recorded three consecutive double-doubles	Unique Thompson (29 pts/12 rebs) at UL-Lafayette in Lafayette, La. (Dec. 8, 2017)
	(18 pts/10 rebs) vs. Southern in Auburn, Ala. (Dec. 9, 2017); (10 pts/11 rebs) vs. Southeastern La. in Auburn, Ala. (Dec. 19, 2017)
Two players recorded a double-double	Tra' Cee Tanner (13 pts/12 rebs) and Brandy Montgomery (24 pts/12 rebs) at Marquette in Milwaukee, Wis. (Dec. 13, 2015)
Had a double-double at halftime	Unique Thompson (10 pts/10 rebs) vs. Louisiana Tech in Auburn, Ala. (Nov. 19, 2017)
Recorded a triple-double	Whitney Boddie (24 pts./11 rebs./12 ast.) vs. Sam Houston State (Dec. 5, 2008)
Had 10 assists	13 - Janiah McKay vs. Ole Miss (Jan. 8, 2017)
Had 15 assists	18-Martha Monk vs. Alabama State (Feb. 18, 1981)
Had 10 blocks	13 - Marita Payne vs. Arkansas (Feb. 3, 2005)
Had 5 blocks	6 - Unique Thompson vs. Louisiana Tech in Auburn, Ala. (Nov. 19, 2017)
Had 5 steals	6 - Janiah McKay vs. XULA in Auburn, Ala. (Dec. 28, 2017)
Had 15 rebounds	16 - Unique Thompson at Virginia Tech in Blacksburg, Va. (Nov. 13, 2017)
Had 20 rebounds	20 - Monique Morehouse at LSU (Feb. 4, 1995)
Made 15 field goals	15 - Consweila Sparrow (15-16) vs. South Alabama (Feb. 17, 1998)
Made 5 three-point field goals	5 - Brandy Montgomery vs. Ole Miss in Auburn, Ala. (Jan. 8, 2017)
Two players scored 20 points	Janiah McKay (25) and Unique Thompson (22) vs. Texas A&M in Auburn, Ala. (Jan. 7, 2018)
Two players scored 30 points	Laticia Morris (33 points) & Tara Williams (30 points) vs. South Alabama (Jan. 14, 1997)
Back-to-back 25-point games	Janiah McKay 25 pts. vs. Texas A&M in Auburn, Ala. (Jan. 7, 2018)
	& 27 pts. vs. South Carolina in Columbia, S.C. (Jan. 11, 2018)
No players scored in double figures	at Georgia in Athens, Ga. (Jan. 28, 2016)
Only one player scored in double figures	Janiah McKay (18) vs. Chattanooga in Nashville, Tenn. (Nov. 26, 2017)

SEC PRESEASON POLL (Media Vote)

Order of Finish

1. South Carolina
2. Mississippi State
3. Missouri
4. Tennessee
5. Texas A&M
6. Kentucky
7. LSU
8. Georgia
9. Alabama
10. Auburn
11. Vanderbilt
12. Florida
13. Ole Miss
14. Arkansas

Player of the Year

A'ja Wilson, South Carolina

All-SEC Team

Victoria Vivians, Mississippi State
 Morgan William, Mississippi State
 Sophie Cunningham, Missouri
 A'ja Wilson, South Carolina
 Mercedes Russell, Tennessee

SEC PRESEASON POLL (Coaches' Vote)

Order of Finish

1. South Carolina
2. Mississippi State
3. Missouri
4. Texas A&M
5. Tennessee
6. Kentucky
7. LSU
8. Georgia
9. Alabama
10. Vanderbilt
11. Auburn
12. Ole Miss
13. Florida
14. Arkansas

Player of the Year

A'ja Wilson, South Carolina

All-SEC First Team

Raigyne Moncrief, LSU
 Victoria Vivians, Mississippi State
 Morgan William, Mississippi State
 Sophie Cunningham, Missouri
 A'ja Wilson, South Carolina
 Jamie Nared, Tennessee
 Mercedes Russell, Tennessee
 Khaalia Hillsman, Texas A&M

All-SEC Second Team

Caliya Robinson, Georgia
 Taylor Murray, Kentucky
 Shandricka Sessom, Ole Miss
 Teaira McCowan, Mississippi State
 Cierra Porter, Missouri
 Jordan Frericks, Missouri
 Tyasha Harris, South Carolina
 Anriel Howard, Texas A&M
 Danni Williams, Texas A&M

Five players scored in double figures.....Montgomery (20), Frerking (12), Muhammad (12), Dieng (10), Petithomme (10)
at Florida International (Dec. 29, 2014)
 Six players scored in double figures..... Carrier (19 pts.), Bonner (18 pts.), Smalley (16 pts.), Boddie (13 pts.),
 R. Hobbs (13 pts.), Hilliard (13 pts.) & S. Hobbs (10 pts.) vs. Sam Houston State (Dec. 5, 2008)
 Seven players scored in double figures..... Carrier (19 pts.), Bonner (18 pts.), Smalley (16 pts.), Boddie (13 pts.),
 R. Hobbs (13 pts.), Hilliard (13 pts.) & S. Hobbs (10 pts.) vs. Sam Houston State (Dec. 5, 2008)
 Scored 20 points & had 20 rebounds..... Laretta Freeman (30 pts/21 rebs.) vs. Alabama, (Feb. 17, 1993)
 Two players had 10 rebounds..... Tra'Cee Tanner (12) and Brandy Montgomery (12) at Marquette (Dec. 13, 2015)
 Three players had 10 rebounds..... Jordan Greenleaf (12 rebs.), DeWanna Bonner (12 rebs.) & Whitney Boddie (10 rebs.)
 vs. Oakland (Nov. 21, 2007)
 Played every minute..... Jordan Greenleaf (40 mins.) vs. Florida in Duluth, Ga. [SEC] (Mar. 4, 2010)
 Played 40 or more minutes in OT game.....Katie Frerking (40 mins.) vs. Alabama in Auburn, Ala. (Feb. 20, 2017)

Last Time an Auburn Opponent...

Shot less than 30% in a game (SEC)..... Florida - 25.5% (13-of-51) in Gainesville, Fla. (Feb. 28, 2016)
Shot less than 30% in a game (Non-conf) Georgetown - 29.2% (14-of-48) in Nashville, Tenn. (Nov. 24, 2017)
 Shot 60% in a game..... Vanderbilt - 60.4% in Nashville, Tenn. [SEC] (Mar. 5, 2004)
 Scored 100 points..... Georgia 102, Auburn 72 in Athens, Ga. (Mar. 3, 1984)
 Scored 100 points at Auburn..... Tuskegee 105, Auburn 98 (20T) (Feb. 12, 1979)
 Scored 100 points and Lost..... Never
 Scored 110 points..... Never
 Had 25+ rebound margin..... Never
 Had a 20+ rebound margin.....20 - Alabama (56-36) in Auburn, Ala. (Feb. 20, 2017)
Scored less than 10 points in a quarter..... 4 - Florida (4th quarter) in Auburn, Ala. (Dec. 31, 2017)
 Scored less than 10 points in all four quarters..... Winthrop (9-8-8-8) in Auburn, Ala. (Dec. 16, 2015)
 Scored less than 10 points in a half..... 8 - Jacksonville (1st half) in Auburn, Ala. (Dec. 28, 2016)
Scored less than 20 points in a 1st half..... 18 - Southeastern La. in Auburn, Ala. (Dec. 19, 2017)
Scored less than 20 points in a 2nd half..... 19 - Florida in Auburn, Ala. (Dec. 31, 2017)
 Had 50 rebounds.....56 - Alabama in Auburn, Ala. (Feb. 20, 2017)
 Had 25 assists.....25- Florida International in Miami, Fla. (Dec. 19, 1993)
Had 25-29 turnovers 28 - Tennessee in Knoxville, Tenn. (Jan. 4, 2018)
Had 30-34 turnovers 30 - XULA in Auburn, Ala. (Dec. 28, 2017)
Had 35+ turnovers.....35 - ULM in Auburn, Ala. (Nov. 27, 2017)
 Had 15 steals.....15 - East Carolina in Auburn, Ala. (Dec. 5, 2015)
 Had 10 blocks..... 11 - at Baylor [NCAA] in Waco, Texas (March 20, 2016)
 Failed to make a 3-point field goal.....LSU (0-6) in Baton Rouge, La. (Feb. 1, 2016)
 Attempted 35 free throws..... 35 - Florida in Gainesville, Fla. (Feb. 28, 2016)
 Made 30 free throws.....30 - Arkansas (Jan. 22, 1995)
 Made 10 three-point field goals..... 14 - South Carolina in Auburn, Ala. (Jan. 5, 2017)
 Made 15 three-point field goals.....18 - Missouri in Columbia, Mo. (Jan. 6, 2013)
Scored 41-50 points in a game.....44 - XULA in Auburn, Ala. (Dec. 28, 2017)
Scored 31-40 points in a game..... 40 - Georgetown in Nashville, Tenn. (Nov. 24, 2017)
 Scored 30 points or less.....26 - Georgia in Athens, Ga. (Feb. 22, 2015)
 Scored 25 points or less.....25 - Puerto Rico Mayaguez (Dec. 17, 2000)
 Scored 11 points or less.....11-by Montevallo (1973) and 11-by Jeff Davis (1973)

Last Time an Opposing Player...

Scored 30+ points (non-conference)..... 30 - Nina Davis of Baylor [NCAA] in Waco, Texas (March 20, 2016)
 Scored 30+ points (SEC).....33 - Morgan Eye of Missouri in Columbia, Mo. (Jan. 6, 2013)
 Scored 35+ points.....38 - Lindsay Shearer of Kent State in Kent, Ohio (Nov. 20, 2005)
 Attempted 25 field goals.....27- Jantel Lavender (9-27) of Ohio State (Nov. 23, 2008)
 Scored 20 points & had 20 rebounds..... Young of Baylor in the WNIT Championship Game, (20 pts./25 rebs.) (Apr. 4, 2003)
 Two players scored 20 points..... Sidney Cook (23) and Vanessa Panousis (20) of Virginia Tech in Auburn, Ala. (Dec. 18, 2016)
 Three players scored 20 points..... by LSU in Baton Rouge, Chatman (22 pts), Johnson (21 pts) & Lowery (20 pts) (Jan. 12, 1991)
 Five players scored in double figures..... Lorenzen (10), Needles (11), Lewis (10), Williams (11), Copeland (12) of Florida (Jan. 4, 2015)
 Six players scored in double figures..... Williams (10), Lewis (13), Bonds (18), Peoples (10), Miller (12), Svetec (12) of Florida (Jan. 26, 2014)
Recorded a double-double..... Wilson (19 pts/11 reb) & Harris (12 pts/11 ast) of South Carolina in Columbia, S.C. (Jan. 11, 2018)
Recorded a double-double with points and assists..... Tyasha Harris (12 pts/11 ast) of South Carolina in Columbia, S.C. (Jan. 11, 2018)
 Recorded a triple-double..... Ceira Ricketts (14 pts./13 rebs./12 asst.) of Arkansas (Jan. 18, 2009)
Two players recorded a double-double .Wilson (19 pts/11 reb) & Harris (12 pts/11 ast) of South Carolina in Columbia, S.C. (Jan. 11, 2018)
Committed 10+ turnovers 12 - Amber Dixon of Louisiana Tech in Auburn, Ala. (Nov. 19, 2017)
 Committed 15 turnovers.....15 - Andrea Thomas of Hofstra in Auburn, Ala. (Dec. 9, 2012)
 Had 15-19 rebounds..... 16 - by Shante Evans of Hofstra in Auburn, Ala. (Dec. 9, 2012)
 Had 20+ rebounds.....20 - Caitlyn Ramirez of Troy in Auburn, Ala. (Nov. 11, 2016)
Had 10 assists11 - Tyasha Harris of South Carolina in Columbia, S.C. (Jan. 11, 2018)
 Had 15 assists.....16 - Cindy McMahan of Alabama-Huntsville (Nov. 24, 1980)
Had 5 blocks..... 5 - A'ja Wilson of South Carolina in Columbia, S.C. (Jan. 11, 2018)
 Had 10 blocks..... Never
 Had 5 steals.....5 - Sammie Bachrodt of Drake in New Orleans, La. (Dec. 21, 2016)
 Made 15 field goals.....15 - Chamique Holdslaw (15-21) of Tennessee (Feb. 1, 1998)
 Made 10 3-point field goals.....11 - Morgan Eye (11-18) of Missouri in Columbia, Mo. (Jan. 6, 2013)

2017-18 Auburn Individual Highs...**First Half**

Points.....	16, Janiah McKay vs. Louisiana Tech (11/19/17)
Field Goals Made.....	7, Unique Thompson vs. Texas A&M (1/8/17)
Field Goal Attempts.....	15, Daisa Alexander at Tennessee (1/4/18)
3-Point Field Goals Made	3, Emari Jones vs. Florida (12/31/17)
3-Point Field Goal Att.	7, Daisa Alexander at Tennessee (1/4/18)
Free Throws Made	7, Janiah McKay at South Carolina (1/11/18)
Free Throws Attempted	7, Janiah McKay at South Carolina (1/11/18)
Rebounds	10, Unique Thompson vs. Louisiana Tech (11/19/17)
Assists	5, Daisa Alexander vs. Texas A&M (1/7/18)
Blocked Shots.....	3, Unique Thompson vs. Louisiana Tech (11/19/17)
Steals	4, Janiah McKay vs. XULA (12/28/17)

Second Half

Points.....	21, Unique Thompson at UL-Lafayette (12/8/17)
Field Goals Made.....	8, 2x; last, Janiah McKay vs. Florida (12/31/17)
Field Goal Attempts.....	12, 2x; last, Janiah McKay at Tennessee (1/4/18)
3-Point Field Goals Made	3, Daisa Alexander vs. Florida (12/31/17)
3-Point Field Goal Attempts	5, Tiffany Lewis vs. Chattanooga (11/26/17)
Free Throws Made	9, Janiah McKay vs. Texas A&M (1/7/18)
Free Throws Attempted	9, Janiah McKay vs. Texas A&M (1/7/18)
Rebounds	9, Unique Thompson at UL-Lafayette (12/8/17)
Assists	6, 2x; last, Janiah McKay vs. Southern (12/9/17)
Blocked Shots.....	3, 2x; last, Jessica Jones vs. ULM (11/29/17)
Steals	4, Erica Sanders vs. Louisiana Tech (11/19/17)

Game

Points.....	29, 2x; last, Unique Thompson at UL-Lafayette (12/8/17)
Field Goals Made.....	11, 2x; last, Unique Thompson vs. Texas A&M (1/7/18)
Field Goal Attempts.....	23, Daisa Alexander at Tennessee (1/4/18)
3-Point Field Goals Made	4, 2x; last, Emari Jones vs. Florida (12/31/17)
3-Point Field Goal Attempts	9, 2x; last, Daisa Alexander at Tennessee (1/4/18)
Free Throws Made	11, 2x; last, Janiah McKay at South Carolina (1/11/18)
Free Throws Attempted	13, Janiah McKay at South Carolina (1/11/18)
Rebounds	16, Unique Thompson at Virginia Tech (11/13/17)
Assists	9, Janiah McKay at UL-Lafayette (12/8/17)
Blocked Shots.....	6, Unique Thompson vs. Louisiana Tech (11/19/17)
Steals	6, 3x; last, Janiah McKay vs. XULA (12/28/17)

2017-18 Auburn Team Highs...**First Half**

Points.....	42 vs. Louisiana Tech (11/19/17)
Field Goals Made.....	17 vs. Louisiana Tech (11/19/17)
Field Goal Attempts.....	44 vs. Florida (12/31/17) & at Tennessee (1/4/18)
3-Point Field Goals Made	6 vs. Louisiana Tech (11/19/17)
3-Point Field Goal Attempts	17 vs. Florida (12/31/17) & at Tennessee (1/4/18)
Free Throws Made	12 vs. Southeastern La. (12/19/17)
Free Throws Attempted	20 vs. Southeastern La. (12/19/17)
Rebounds	26 at Virginia Tech (11/13/17)
Assists	10 vs. ULM (11/29/17)
Blocked Shots.....	5, 2x; last vs. Louisiana Tech (11/19/17)
Steals	12 vs. ULM (11/29/17)

Second Half

Points.....	49 vs. Florida (12/31/17)
Field Goals Made.....	20 vs. Florida (12/31/17)
Field Goal Attempts.....	39 vs. Florida (12/31/17)
3-Point Field Goals Made	4, 2x; last vs. Florida (12/31/17)
3-Point Field Goal Attempts	13 vs. Chattanooga (11/26/17)
Free Throws Made	12 vs. Texas A&M (1/7/18)
Free Throws Attempted	18 vs. XULA (12/28/17)
Rebounds	27 vs. NC A&T (11/16/17)
Assists	11, 2x; last vs. XULA (12/28/17)
Blocked Shots.....	5, 2x; last vs. ULM (11/29/17)
Steals	13 vs. Louisiana Tech (11/19/17)

Game

Points.....	84 vs. Florida (12/31/17)
Field Goals Made.....	32 vs. Florida (12/31/17)
Field Goal Attempts.....	83 vs. Florida (12/31/17)
3-Point Field Goals Made	8, 2x; last vs. Florida (12/31/17)
3-Point Field Goal Attempts	24 vs. Florida (12/31/17)
Free Throws Made	20 vs. Southeastern La. (12/19/17)
Free Throws Attempted	33 vs. Southeastern La. (12/19/17)
Rebounds	52 at Virginia Tech (11/13/17)
Assists	16 vs. Texas A&M (1/7/18)
Blocked Shots.....	10 vs. Louisiana Tech (11/19/17)
Steals	21, 2x; last vs. ULM (11/29/17)
Turnovers Forced.....	35 vs. ULM (11/29/17)

Specialty Statistics (Auburn-Opponent)

Opponent	Points in the Paint	Points off Turnovers	2nd-Chance Points	Fast-Break Points	Bench Points
at Virginia Tech	26-30	20-22	10-6	4-12	29-17
North Carolina A&T	38-16	15-22	10-7	10-6	17-8
Louisiana Tech	32-20	31-13	14-17	19-8	27-21
vs. Georgetown	36-10	19-11	6-7	6-0	28-3
vs. Northwestern	26-16	21-14	6-3	2-2	12-13
vs. Chattanooga	12-12	19-18	5-2	0-2	7-9
Louisiana-Monroe	32-12	31-5	13-5	18-4	30-20
at Indiana	34-22	25-9	6-12	10-4	25-0
at Louisiana-Lafayette	34-20	18-12	15-5	10-0	17-21
Southern	42-14	25-20	14-9	8-6	16-10
Southeastern La.	34-6	34-3	24-4	12-0	30-13
Xavier (La.)	40-18	28-6	8-16	16-2	37-14
Florida	36-18	33-2	19-16	14-2	24-10
at Tennessee	30-30	26-16	5-8	11-16	16-13
Texas A&M	36-46	25-12	6-11	11-14	19-0
at South Carolina	28-30	20-17	10-11	6-16	16-19
Averages	32.2-20.0	24.4-12.6	10.7-8.7	9.8-5.9	21.9-11.9

Lead-Deficit Comparison

Opponent	Largest Lead	Largest Deficit	Lead Changes	Ties	Result
at Virginia Tech	6 (2nd, 7:07)	13 (4th, 2:46)	8	5	L, 63-72
North Carolina A&T	18 (4th, 7:49)	1 (1st, 6:57)	4	0	W, 63-53
Louisiana Tech	16 (4th, 0:13)	7 (1st, 6:08)	1	1	W, 75-59
vs. Georgetown	25 (4th, 5:56)	5 (1st, 3:26)	3	2	W, 60-40
vs. Northwestern	5 (4th, 2:25)	15 (3rd, 8:21)	4	3	L, 48-49
vs. Chattanooga	--	16 (2nd, 8:57)	0	0	L, 41-50
Louisiana-Monroe	27 (4th, 4:36)	11 (1st, 4:35)	1	1	W, 67-41
at Indiana	15 (3rd, 8:48)	2 (1st, 8:24)	1	0	W, 65-53
at Louisiana-Lafayette	12 (4th, 0:23)	3 (1st, 0:43)	6	3	W, 70-60
Southern	18 (4th, 1:36)	7 (2nd, 0:31)	4	4	W, 65-47
Southeastern La.	34 (4th, 0:40)	--	0	0	W, 80-46
Xavier (La.)	29 (4th, 0:32)	1 (1st, 8:12)	2	1	W, 70-44
Florida	29 (4th, 0:27)	16 (1st, 3:19)	3	2	W, 84-55
at Tennessee	5 (2nd, 6:47)	11 (4th, 0:07)	16	12	L, 59-70
Texas A&M	3 (2nd, 2:53)	14 (4th, 4:49)	6	8	L, 73-82
at South Carolina	--	22 (2nd, 8:44)	0	0	L, 63-71

Scoring Breakdown

(Percentage of total points in parentheses)

Opponent	Front Court	Back Court	Sr.	Jr.	So.	Fr.	Starters	Bench
at Virginia Tech	21 (33.3)	42 (66.7)	10	25	19	9	34 (54.0)	29 (46.0)
North Carolina A&T	30 (47.6)	33 (52.4)	18	22	12	11	46 (73.0)	17 (27.0)
Louisiana Tech	20 (26.7)	55 (73.3)	5	37	14	19	48 (64.0)	27 (36.0)
vs. Georgetown	37 (61.7)	23 (38.3)	29	3	10	18	32 (53.3)	28 (46.7)
vs. Northwestern	22 (45.8)	26 (54.2)	11	23	8	6	36 (75.0)	12 (25.0)
vs. Chattanooga	12 (29.3)	29 (79.7)	16	22	3	0	34 (82.9)	7 (17.1)
Louisiana-Monroe	20 (29.8)	47 (70.2)	11	36	16	4	37 (55.2)	30 (44.8)
at Indiana	8 (12.3)	57 (87.7)	9	27	25	4	40 (61.5)	25 (38.5)
at Louisiana-Lafayette	38 (54.3)	32 (45.7)	14	17	10	29	53 (75.7)	17 (24.3)
Southern	34 (52.3)	31 (47.7)	15	19	11	20	49 (75.4)	16 (24.6)
Southeastern La.	26 (32.5)	54 (67.5)	33	23	14	10	50 (62.5)	30 (37.5)
Xavier (La.)	38 (54.3)	32 (45.7)	18	21	13	13	33 (47.1)	37 (52.9)
Florida	38 (45.2)	46 (54.8)	9	43	21	11	60 (71.4)	24 (28.6)
at Tennessee	23 (39.0)	36 (61.0)	18	18	16	7	43 (72.9)	16 (27.1)
Texas A&M	26 (35.6)	47 (64.4)	7	27	17	22	54 (74.0)	19 (26.0)
at South Carolina	14 (22.2)	49 (77.8)	14	29	16	4	47 (74.6)	16 (25.4)

Comparison Statistics (Auburn/Opponent)

Opponent	1st	2nd	Score	Mar	Total FG	FG Pct	3-Pointers	3FG Pct	Free Throws	FT Pct	Reb.	Mar	Assist	TO	Bk	Stl	Fouls
Virginia Tech	32/28	31/44	63-72	(9)	23-72/24-64	.319/.375	5-20/9-31	.250/.290	12-26/15-22	.462/.682	52/45	+7	13/11	19/20	5/6	10/7	23/22
N.C. A&T	31/24	32/29	63-53	+10	25-61/17-48	.410/.354	4-18/6-20	.222/.300	9-16/13-19	.563/.684	44/27	+17	11/11	22/22	2/1	13/10	23/20
Louisiana Tech	42/28	33/31	75-59	+16	29-65/18-53	.446/.340	8-18/6-17	.444/.353	9-18/17-24	.500/.708	39/36	+3	13/12	19/29	10/1	21/10	21/19
Georgetown	27/21	33/19	60-40	+20	26-51/14-48	.510/.292	4-13/6-23	.308/.261	4-8/6-10	.500/.600	37/25	+12	14/9	19/20	1/0	10/9	15/14
Northwestern	13/26	35/23	48-49	(1)	19-60/17-42	.317/.405	4-18/5-12	.222/.417	6-13/10-14	.462/.714	35/39	(4)	10/13	17/25	1/3	12/10	15/16
Chattanooga	15/23	26/27	41-50	(9)	16-56/15-34	.286/.441	3-19/4-12	.158/.333	6-9/16-20	.667/.800	28/34	(6)	6/9	11/23	1/3	14/4	22/10
UL-Monroe	35/19	32/22	67-41	+26	25-62/14-38	.403/.368	3-21/7-16	.143/.438	14-17/6-14	.824/.429	31/33	(2)	15/10	13/35	7/2	21/6	15/17
Indiana	31/20	34/33	65-53	+12	24-50/18-48	.480/.375	4-11/7-23	.364/.304	13-15/10-14	.867/.714	23/33	(10)	9/13	14/23	2/2	15/5	15/12
UL-Lafayette	34/30	36/30	70-60	+10	27-52/23-47	.519/.489	2-13/8-24	.154/.333	14-19/6-11	.737/.545	26/25	+1	13/12	14/20	3/0	15/5	18/16
Southern	21/28	44/19	65-47	+18	27-59/16-47	.458/.340	0-5/5-27	.000/.185	11-18/10-13	.611/.769	37/28	+9	15/12	18/26	0/2	16/10	13/20
Southeastern La.	35/18	45/28	80-46	+34	27-59/14-38	.458/.368	6-17/9-26	.353/.346	20-33/9-14	.606/.600	39/22	+17	13/11	17/31	1/1	19/7	20/22
Xavier (La.)	27/20	43/24	70-44	+26	26-60/17-53	.433/.321	2-11/7-28	.182/.250	16-27/3-5	.593/.600	36/38	(2)	13/9	13/30	2/0	17/8	12/21
Florida	35/36	49/19	84-55	+29	32-83/18-45	.386/.400	8-24/6-20	.333/.300	12-16/13-22	.750/.591	43/37	+6	11/9	5/28	2/2	13/3	20/16
Tennessee	30/30	29/40	59-70	(11)	25-79/21-47	.316/.447	6-22/6-14	.273/.429	3-4/22-28	.750/.786	37/44	(7)	11/18	18/28	2/9	16/11	23/11
Texas A&M	32/35	41/47	73-82	(9)	27-68/29-53	.397/.547	3-17/1-8	.176/.125	16-16/23-34	1.000/.676	29/41	(12)	16/10	9/18	1/1	10/6	25/15
South Carolina	25/42	38/29	63-71	(8)	22-60/25-49	.367/.510	3-11/5-14	.273/.357	16-20/16-21	.800/.762	30/36	(6)	6/15	12/20	2/9	10/6	19/13

Game-by-Game Leaders

	Points	Rebounds	Assists	Steals	Blocked Shots
at Virginia Tech	19-Daisa Alexander	16-Unique Thompson	5-Janiah McKay	4-Daisa Alexander	2-Unique Thompson
North Carolina A&T	15-Janiah McKay	10-Jessica Jones	5-Janiah McKay	4-Janiah McKay	1-Wright/Thompson
Louisiana Tech	29-Janiah McKay	14-Unique Thompson	5-Janiah McKay	6-Erica Sanders	6-Unique Thompson
vs. Georgetown	12-Thompson/Jes. Jones	7-Unique Thompson	6-Janiah McKay	3-Daisa Alexander	1-Jessica Jones
vs. Northwestern	12-Janiah McKay	6-Thompson/E. Jones	4-Janiah McKay	3-E. Jones/Alexander	1-Jessica Jones
vs. Chattanooga	18-Janiah McKay	5-Jes. Jones/Wright	4-Janiah McKay	3-Jaz. Jones/Lewis	1-Jessica Jones
Louisiana-Monroe	21-Janiah McKay	7-Abigayle Jackson	4-Daisa Alexander	5-Jazmine Jones	4-Jessica Jones
at Indiana	25-Daisa Alexander	5-Janiah McKay	6-Janiah McKay	5-Janiah McKay	1-Wright/Jackson
at Louisiana-Lafayette	29-Unique Thompson	12-Unique Thompson	9-Janiah McKay	3-Lewis/McKay	2-Unique Thompson
Southern	18-Unique Thompson	10-Unique Thompson	7-Janiah McKay	4-Jaz. Jones/Alexander	(none)
Southeastern La.	15-Tiffany Lewis	11-Unique Thompson	5-Janiah McKay	5-Janiah McKay	1-Abigayle Jackson
Xavier (La.)	17-Janiah McKay	6-Daisa Alexander	4-Daisa Alexander	6-Janiah McKay	2-Abigayle Jackson
Florida	25-Janiah McKay	12-Unique Thompson	5-Janiah McKay	3-Thompson/Lewis	1-Lewis/McKay
at Tennessee	16-Daisa Alexander	8-Unique Thompson	3-Thompson/E. Jones	4-Alexander/Jes. Jones	2-Jessica Jones
Texas A&M	25-Janiah McKay	9-Thompson/Jaz. Jones	7-Janiah McKay	2-(three players)	1-Unique Thompson
at South Carolina	27-Janiah McKay	11-Unique Thompson	4-Janiah McKay	3-Unique Thompson	1-Thompson/Jes. Jones

2017-18 Starting Lineups

	Point Guard (1)	Wing (2)	Wing (3)	Wing (4)	Post (5)
at Virginia Tech	Janiah McKay	Tiffany Lewis	Jazmine Jones	Unique Thompson	Jessica Jones
North Carolina A&T	Janiah McKay	Tiffany Lewis	Emari Jones	Jazmine Jones	Unique Thompson
Louisiana Tech	Janiah McKay	Tiffany Lewis	Emari Jones	Jazmine Jones	Unique Thompson
vs. Georgetown	Janiah McKay	Tiffany Lewis	Emari Jones	Jazmine Jones	Unique Thompson
vs. Northwestern	Janiah McKay	Tiffany Lewis	Emari Jones	Jazmine Jones	Unique Thompson
vs. Chattanooga	Janiah McKay	Tiffany Lewis	Emari Jones	Jazmine Jones	Jessica Jones
Louisiana-Monroe	Janiah McKay	Tiffany Lewis	Emari Jones	Jazmine Jones	Jessica Jones
at Indiana	Janiah McKay	Tiffany Lewis	Emari Jones	Jazmine Jones	Unique Thompson
at Louisiana-Lafayette	Janiah McKay	Tiffany Lewis	Emari Jones	Jazmine Jones	Unique Thompson
Southern	Janiah McKay	Tiffany Lewis	Emari Jones	Jazmine Jones	Unique Thompson
Southeastern La.	Janiah McKay	Tiffany Lewis	Emari Jones	Jazmine Jones	Unique Thompson
Xavier (La.)	Janiah McKay	Tiffany Lewis	Emari Jones	Jazmine Jones	Unique Thompson
Florida	Janiah McKay	Tiffany Lewis	Emari Jones	Jazmine Jones	Unique Thompson
at Tennessee	Janiah McKay	Tiffany Lewis	Emari Jones	Jazmine Jones	Unique Thompson
Texas A&M	Janiah McKay	Tiffany Lewis	Emari Jones	Jazmine Jones	Unique Thompson
at South Carolina	Janiah McKay	Tiffany Lewis	Emari Jones	Jazmine Jones	Unique Thompson

Record by Starting Lineup

McKay, Lewis, Jaz. Jones, Thompson, Jes. Jones	0-1 (.000)
McKay, Lewis, E. Jones, Jaz. Jones, Thompson	9-4 (.692)
McKay, Lewis, E. Jones, Jaz. Jones, Jes. Jones	1-1 (.500)



Terri

WILLIAMS-FLOURNOY

Head Coach

Sixth Season at Auburn • 14th as a Head Coach • 26th Season in coaching

Hampton, Va. • Penn State, 1991

- *Has taken her teams to postseason appearances in eight of the last nine years, including five NCAA Tournament appearances*
- *Led Auburn to 19 or more wins in three of her first five years*
- *In five years, has had four players selected to All-SEC teams*
- *Auburn has forced an average of 20.0+ turnovers per game under Coach Flo*
- *Led Auburn to the postseason in four of her first five seasons, advancing to WNIT Quarterfinals in 2013 and Third Round in 2014, along with NCAA Tournament in 2016 and 2017*
- *Picked up her 200th career head coaching victory Dec. 5, 2015 at home vs. East Carolina*
- *Recorded her 400th career win as a collegiate coach in Auburn's 68-58 win over Hofstra on Dec. 9, 2012*
- *Tallied her 500th win as a player, assistant coach and head coach with 84-66 win over Western Kentucky in 2013 WNIT Second Round*
- *Picked up first SEC win in 50-47 win over #23 Arkansas in 2013*
- *Earned second win over ranked opponent at Auburn and snapped 21-game skid to #16 Vanderbilt with 68-62 win in Nashville on Feb. 13, 2014*
- *Picked up first top-10 win with a 66-61 victory over #7 Kentucky on Jan. 3, 2016*
- *Has 241 wins as a head coach and 251 as an assistant for a .622 winning percentage over 26 years as a collegiate coach*
- *Has been part of six conference championships and 20 post-season appearances as an assistant and head coach*
- *2010 Black Coaches Association Coach of the Year*
- *Served as an assistant coach for Team USA that won a gold medal at the 2011 World University Games in Shenzhen, China*
- *Coached teams to 14 NCAA Tournament appearances, nine as an assistant and five as a head coach*
- *Has coached 24 players that have gone on to the professional ranks, including seven in the WNBA*
- *As an assistant, helped coach Georgia to an NCAA Final Four appearance and two NCAA Elite Eight appearances*
- *Coached three Georgetown players to three all-conference honors and one All-America award*
- *Has a 580-337 record as a head coach, assistant coach and player*
- *Helped coach Georgetown to a Big East title in 1992*
- *As an assistant coach at Southwest Missouri State, helped the team to two straight NCAA Tournaments and two consecutive Missouri Valley Conference Tournament titles*

All-time record as player and coach: 580-337 (.632) 30 seasons

Record as collegiate player: 88-36 (.709) 4 seasons

Record as collegiate coach: 492-300 (.621) 26 seasons

Record as collegiate assistant coach: 251-116 (.683) 12 seasons

Record as collegiate head coach: 241-186 (.564) 15 seasons

Record as Auburn head coach: 98-82 (.544) 6 seasons

Williams-Fournoy Year-by-Year

Penn State, Player (1987-91)

Year	Record	Conf.	Other Information
1987-88	20-13	11-7	NCAA Second Round
1988-89	14-14	12-6	
1989-90	25-7	15-3	NCAA Second Round
1990-91	29-2	17-1	NCAA Second Round

Georgetown, Assistant Coach (1992-96)

Year	Record	Conf.	Other Information
1992-93	23-7	15-3	Big East Champions NCAA Sweet 16
1993-94	12-15	6-12	
1994-95	11-17	6-12	
1995-96	12-15	7-11	

Georgia, Assistant Coach (1996-2002)

Year	Record	Conf.	Other Information
1996-97	25-6	11-1	SEC Champions NCAA Elite Eight
1997-98	17-11	8-6	NCAA First Round
1998-99	27-7	9-5	NCAA Final Four
1999-2000	32-4	13-1	SEC Champions NCAA Elite Eight
2000-01	27-6	11-3	SEC Tournament Champions NCAA Second Round
2001-02	19-11	6-8	NCAA First Round

Southwest Missouri State, Assistant Coach (2002-04)

Year	Record	Conf.	Other Information
2002-03	18-13	11-7	MVC Tournament Champions NCAA First Round
2003-04	28-4	16-2	Missouri Valley Champions MVC Tournament Champions NCAA First Round

Georgetown, Head Coach (2004-12)

Year	Record	Conf.	Other Information
2004-05	12-16	7-9	
2005-06	10-17	3-13	
2006-07	13-16	3-13	
2007-08	15-14	5-11	
2008-09	20-14	7-9	WNIT Quarterfinals
2009-10	26-7	13-3	NCAA Second Round
2010-11	24-11	9-7	NCAA Sweet 16
2011-12	23-9	11-5	NCAA Second Round

Auburn, Head Coach (2012-present)

Year	Record	Conf.	Other Information
2012-13	19-15	5-11	WNIT Quarterfinals
2013-14	19-15	7-9	WNIT Third Round
2014-15	13-18	3-13	
2015-16	20-13	8-8	NCAA Second Round
2016-17	17-15	7-9	NCAA First Round
2017-18	10-6	1-3	



Jazmine JONES

#15

Senior • Forward • 6-2

Winston-Salem, N.C.

West Forsyth HS

• Graduated from Auburn in August of 2017; currently enrolled in graduate school

- Averaging 9.8 points, 5.0 rebounds over last four games
- Season-high 7 rebounds in SEC opening win vs. Florida (12/31)
- Season-high 11 points on 5-8 shooting along with 4 steals, 4 rebounds, 3 assists vs. Southern (12/9)
- Has played in every game since the beginning of the 2015-16 season, starting 63 of 70
- Averaged 4.5 points, 4.3 rebounds as a junior
- Started all 33 games as a sophomore; averaged 5.6 points and 3.8 rebounds
- Has two career double-doubles: 13 pts/10 rebs vs. East Carolina (12/5/15); 16 pts, 10 rebs vs. Alabama (1/14/16)
- Led Auburn with career-high 21 points and 9 rebounds in win at Vanderbilt (2/26/15); named SEC Freshman of the Week

SEASON HIGHS

Points	11 vs. Southern	12/9/17
Rebounds	9 vs. Texas A&M	1/7/18
Assists	4 vs. Florida	12/31/17
Blocks	1 2x; last vs. Louisiana Tech	11/19/17
Steals	5 vs. ULM	11/29/17
Field Goals	5 3x; last vs. Xavier (La.)	12/28/17
Field Goal Attempts	9 vs. Florida	12/31/17
3-Point Field Goals		
3-Point FG Attempts		
Free Throws	3 vs. Southeastern La.	12/19/17
Free Throw Attempts	5 2x; last vs. Southeastern La.	12/19/17

Opponent	Start	Min.	FG-A	3PT-A	FT-A	O-D-T	PF	Ast.	TO	Blk.	St.	Pts.
at Virginia Tech	*	21	1-6	0-0	0-0	2-2-4	1	1	1	1	1	2
NORTH CAROLINA A&T	*	26	4-5	0-0	0-0	1-0-1	2	2	2	0	2	8
LOUISIANA TECH	*	15	0-4	0-0	0-0	2-4-6	4	1	3	1	2	0
vs. Georgetown	*	24	5-8	0-0	0-0	3-1-4	2	1	1	0	1	10
vs. Northwestern	*	22	1-3	0-0	1-2	2-3-5	1	1	1	0	1	3
vs. UT-Chattanooga	*	26	0-3	0-0	2-4	1-3-4	3	1	1	0	3	2
LOUISIANA-MONROE	*	24	2-2	0-0	2-2	1-0-1	2	3	0	0	5	6
at Indiana	*	19	1-1	0-0	2-2	1-0-1	2	1	3	0	0	4
at Louisiana-Lafayette	*	21	2-2	0-0	2-5	0-2-2	3	0	0	0	2	6
SOUTHERN	*	26	5-8	0-0	1-2	3-1-4	2	3	1	0	4	11
SOUTHEASTERN LA.	*	16	3-7	0-0	3-5	2-2-4	2	0	0	0	1	9
XAVIER (LA.)	*	30	5-6	0-0	0-0	4-1-5	0	1	0	0	1	10
FLORIDA	*	33	4-9	0-0	1-2	7-0-7	3	4	0	0	2	9
at Tennessee	*	27	3-7	0-0	2-3	4-1-5	3	1	4	0	2	8
TEXAS A&M	*	33	0-4	0-0	0-0	7-2-9	3	1	0	0	1	0
at South Carolina	*	37	4-5	0-0	0-2	3-2-5	2	0	1	0	2	8

CAREER HIGHS

Points	21 at Vanderbilt	2/26/15
Rebounds	10 3x; last vs. Marist	11/23/16
Assists	6 vs. Winthrop	12/16/15
Blocks	2 at Georgia	1/28/16
Steals	5 3x; last vs. ULM	11/29/17
Field Goals	10 at Vanderbilt	2/26/15
Field Goal Attempts	11 at Vanderbilt	2/26/15
3-Point Field Goals		
3-Point FG Attempts	1 4x, last at Savannah St.	11/22/15
Free Throws	6 vs. Marquette	12/2/14
Free Throw Attempts	9 vs. Marquette	12/2/14

ARKANSAS
at LSU
at Georgia
ALABAMA
at Kentucky
at Texas A&M
LSU
VANDERBILT
MISSOURI
at Alabama
at Mississippi State
OLE MISS

JAZMINE JONES' CAREER STATISTICS

Season	gp-gs	min/avg	Total		3-Point		F-Throws		Rebounds				Scoring							
			fg-fga	pct	fg-fga	pct	ft-fta	pct	off	def	tot	avg	pf	fo	ast	to	blk	stl	pts	avg
2014-15	28-9	424/15.1	39-84	.464	0-3	.000	21-43	.488	29	38	67	2.4	55	1	13	35	4	23	99	3.5
2015-16	33-33	839/25.4	84-163	.515	0-1	.000	17-59	.288	60	64	124	3.8	92	3	45	59	9	51	185	5.6
2016-17	32-25	724/22.6	52-108	.481	0-0	.000	39-68	.574	81	57	138	4.3	91	2	24	47	4	40	143	4.5
2017-18	16-16	400/25.0	40-80	.500	0-0	.000	16-29	.552	43	24	67	4.2	35	0	21	18	2	30	96	6.0
TOTAL	109-83	2387/21.9	215-435	.494	0-4	.000	93-199	.467	213	183	396	3.6	273	6	103	159	19	144	523	4.8



Jessica JONES

#23

Senior • Forward • 6-2

Winston-Salem, N.C.

West Forsyth HS

- Graduated from Auburn in August of 2017; currently enrolled in graduate school
- Matched career-high 4 blocks vs. ULM; also had three steals (11/29)
- Pulled down team-leading 10 rebounds off the bench in win over North Carolina A&T (11/16)
- Has played in all 102 games in her four years at Auburn; started 31 of 32 as a junior
- Auburn's leading returner in rebounds (5.2/game) and steals (1.4/game); was also Auburn's leader in FG% in 2016-17 (.505)
- Scored career-high 15 points and led team with 5 rebounds vs. Jacksonville (12/28) on her 21st birthday
- Career-high 11 rebounds in win over Drake (12/21)

SEASON HIGHS

Points	12	vs. Georgetown	11/24/17
Rebounds	10	vs. North Carolina A&T	11/16/17
Assists	3	2x; last vs. ULM	11/29/17
Blocks	4	vs. ULM	11/29/17
Steals	4	at Tennessee	1/4/18
Field Goals	6	vs. Georgetown	11/24/17
Field Goal Attempts	6	vs. Georgetown	11/24/17
3-Point Field Goals			
3-Point FG Attempts			
Free Throws	3	vs. Southeastern La.	12/19/17
Free Throw Attempts	4	2x; last vs. Southeastern La.	12/19/17

Opponent	Start	Min.	FG-A	3PT-A	FT-A	O-D-T	PF	Ast.	TO	Blk.	St.	Pts.
at Virginia Tech	*	26	2-5	0-0	1-4	2-1-3	3	1	1	1	0	5
NORTH CAROLINA A&T		19	2-3	0-0	0-0	3-7-10	2	0	0	0	1	4
LOUISIANA TECH		18	1-2	0-0	0-2	2-3-5	2	3	1	1	3	2
vs. Georgetown		19	6-6	0-0	0-2	1-3-4	1	1	0	1	0	12
vs. Northwestern		21	1-5	0-0	0-2	3-2-5	1	0	1	1	2	2
vs. UT-Chattanooga	*	21	3-5	0-0	0-1	2-3-5	5	0	1	1	2	6
LOUISIANA-MONROE	*	27	1-2	0-0	1-2	1-3-4	0	3	1	4	3	3
at Indiana		21	0-0	0-0	0-0	0-3-3	3	0	1	0	1	0
at Louisiana-Lafayette		23	1-1	0-0	1-2	1-1-2	1	1	0	0	2	3
SOUTHERN		23	1-2	0-0	1-2	3-4-7	0	1	1	0	1	3
SOUTHEASTERN LA.		19	2-2	0-0	3-4	1-1-2	3	0	1	0	3	7
XAVIER (LA.)		20	3-4	0-0	0-3	2-2-4	0	1	2	0	2	6
FLORIDA		13	0-1	0-0	0-0	2-2-4	2	0	0	0	0	0
at Tennessee		19	0-0	0-0	0-0	3-0-3	3	0	0	2	4	0
TEXAS A&M		21	1-1	0-0	0-0	0-0-0	4	1	1	0	2	2
at South Carolina		5	0-1	0-0	0-0	0-0-0	2	0	0	1	0	0
ARKANSAS												
at LSU												
at Georgia												
ALABAMA												
at Kentucky												
at Texas A&M												
LSU												
VANDERBILT												
MISSOURI												
at Alabama												
at Mississippi State												
OLE MISS												

CAREER HIGHS

Points	15	vs. Jacksonville	12/28/16
Rebounds	11	vs. Drake	12/21/16
Assists	3	4x; last vs. ULM	11/29/17
Blocks	4	3x; last vs. ULM	11/29/17
Steals	5	vs. Troy	11/11/16
Field Goals	7	vs. Jacksonville	12/28/16
Field Goal Attempts	8	vs. Jacksonville	12/28/16
3-Point Field Goals			
3-Point FG Attempts			
Free Throws	3	3x; last vs. Southeastern La.	12/19/17
Free Throw Attempts	4	10x; last vs. Southeastern La.	12/19/17

JESSICA JONES' CAREER STATISTICS

Season	gp-gs	min/avg	Total		3-Point		F-Throws		Rebounds				Scoring							
			fg-fga	pct	fg-fga	pct	ft-fta	pct	off	def	tot	avg	pf	fo	ast	to	blk	stl	pts	avg
2014-15	31-2	328/10.6	32-70	.457	0-1	.000	18-31	.581	32	46	78	2.5	51	0	7	17	14	12	82	2.6
2015-16	33-0	347/10.5	21-46	.457	0-0	.000	14-27	.519	33	30	63	1.9	36	0	11	19	15	11	56	1.7
2016-17	32-31	856/26.8	52-103	.505	0-0	.000	18-47	.383	93	74	167	5.2	117	9	22	52	29	44	122	3.8
2017-18	16-3	315/19.7	24-40	.600	0-0	.000	7-24	.292	26	35	61	3.8	32	1	12	11	12	26	55	3.4
TOTAL	112-36	1846/16.5	129-259	.498	0-1	.000	57-129	.442	184	185	369	3.3	236	10	52	99	70	93	315	2.8



Tiffany LEWIS

#14

Redshirt Senior • Guard • 5-8

Chattanooga, Tenn.

Clemson / Chipola College / Riverdale HS

• Graduated from Auburn in May of 2017; currently enrolled in graduate school

- Scored 15 points to lead Tigers vs. SE Louisiana (12/19); most points scored since arriving at Auburn
- Played in all 32 games as a junior in her first season at Auburn; earned two starts
- Is Auburn's returning leader in free-throw percentage (.844) and made 3-pointers (23)
- Made first Auburn start at Ole Miss; scored 9 points in a season-high 22 minutes (2/17)
- Scored season-high 12 points on 4-of-5 shooting vs. Savannah State (12/11)
- Redshirted the 2015-16 season after transferring from Clemson
- Appeared in 29 games as a sophomore at Clemson in 2014-15; averaged 8.4 points, 2.1 rebounds in 27.9 minutes/game
- Made 50-of-183 3-point attempts as a sophomore to lead Clemson in that category

SEASON HIGHS

Points	15	vs. Southeastern La.	12/19/17
Rebounds	5	vs. Georgetown	11/24/17
Assists	2	2x; last vs. Xavier (La.)	12/28/17
Blocks	1	vs. Florida	12/31/17
Steals	3	3x; last vs. Florida	12/31/17
Field Goals	5	vs. Southeastern La.	12/19/17
Field Goal Attempts	12	vs. Chattanooga	11/26/17
3-Point Field Goals	4	vs. Southeastern La.	12/19/17
3-Point FG Attempts	7	4x; last vs. Southeastern La.	12/19/17
Free Throws	2	vs. ULM	11/29/17
Free Throw Attempts	2	3x; last vs. Southeastern La.	12/19/17

Opponent	Start	Min.	FG-A	3PT-A	FT-A	O-D-T	PF	Ast.	TO	Blk.	St.	Pts.
at Virginia Tech	*	18	1-5	1-4	0-0	1-1-2	3	0	2	0	1	3
NORTH CAROLINA A&T	*	19	2-11	2-7	0-0	1-1-2	4	2	3	0	2	6
LOUISIANA TECH	*	22	1-8	1-6	0-0	0-0-0	3	0	1	0	2	3
vs. Georgetown	*	21	3-7	1-4	0-0	1-4-5	1	1	2	0	0	7
vs. Northwestern	*	18	2-9	2-7	0-0	1-2-3	1	1	2	0	0	6
vs. UT-Chattanooga	*	29	3-12	2-7	0-0	1-0-1	1	1	2	0	3	8
LOUISIANA-MONROE	*	16	0-7	0-6	2-2	0-1-1	2	0	1	0	1	2
at Indiana	*	20	2-7	0-2	1-1	0-4-4	2	0	0	0	1	5
at Louisiana-Lafayette	*	19	2-6	1-5	0-0	0-2-2	2	0	0	0	3	5
SOUTHERN	*	19	0-4	0-4	1-2	1-0-1	0	1	1	0	0	1
SOUTHEASTERN LA.	*	25	5-9	4-7	1-2	1-2-3	1	1	2	0	2	15
XAVIER (LA.)	*	20	0-6	0-3	0-0	0-1-1	3	2	1	0	0	0
FLORIDA	*	21	0-4	0-4	0-0	0-0-0	2	0	0	1	3	0
at Tennessee	*	25	4-9	2-4	0-0	2-0-2	2	0	0	0	2	10
TEXAS A&M	*	22	1-7	1-6	2-2	0-1-1	3	1	1	0	1	5
at South Carolina	*	14	2-3	2-3	0-0	0-0-0	2	0	1	0	0	6

CAREER HIGHS (includes 14-15 @ Clemson)

Points	19	vs. Virginia	1/1/15
Rebounds	6	at South Carolina	11/23/14
Assists	4	2x; last at South Carolina	11/23/14
Blocks	1	9x; last vs. Florida	12/31/17
Steals	3	3x; last vs. Florida	12/31/17
Field Goals	6	2x; last vs. Boston College	2/5/15
Field Goal Attempts	16	vs. Boston College	2/5/15
3-Point Field Goals	6	vs. Boston College	2/5/15
3-Point FG Attempts	14	vs. Boston College	2/5/15
Free Throws	4	2x; last vs. West Virginia	11/24/16
Free Throw Attempts	5	vs. Florida State	1/8/15

ARKANSAS
at LSU
at Georgia
ALABAMA
at Kentucky
at Texas A&M
LSU
VANDERBILT
MISSOURI
at Alabama
at Mississippi State
OLE MISS

LEWIS' CAREER STATISTICS (at Auburn)

Season	gp-gs	min/avg	Total		3-Point		F-Throws		Rebounds				Scoring							
			fg-fga	pct	fg-fga	pct	ft-fta	pct	off	def	tot	avg	pf	fo	ast	to	blk	stl	pts	avg
2016-17	32-2	394/12.3	34-133	.256	23-99	.232	27-32	.844	14	23	37	1.2	35	0	8	23	4	13	118	3.7
2017-18	16-16	328/20.5	28-114	.246	19-79	.241	7-9	.778	9	19	28	1.8	32	0	10	19	1	21	82	5.1
TOTAL	48-18	722/15.0	62-247	.251	42-178	.236	34-41	.829	23	42	65	1.4	67	0	18	42	5	34	200	4.2



Sira TOURE

#32

Senior • Guard • 5-9

Kennewick, Wash.

Weber State / Kamiakin HS

- Season-high 8 minutes at Tennessee, had two rebounds (1/4)
- Scored 2 points and had a rebound vs. Southeastern La. (12/19); also had 2 points vs. Xavier (La.) (12/28)
- Made first appearance of season vs. ULM (11/29)
- Played in one game as a junior; made debut vs. Drake (12/21/16) in New Orleans
- Joined Tigers in January 2016 after transferring from Weber State; was ineligible until end of 2016 fall semester
- Appeared in 20 games over two seasons at Weber State; averaged 2.7 points and 1.3 rebounds per game
- Career-high 14 points vs. New Mexico State (11/28/14)
- Sister, Khadidja, played for East Carolina

SEASON HIGHS

Points	2	2x; last vs. Xavier (La.)	12/28/17
Rebounds	2	at Tennessee	1/4/18
Assists			
Blocks			
Steals	1	vs. Florida	12/31/17
Field Goals	1	2x; last vs. Xavier (La.)	12/28/17
Field Goal Attempts	3	vs. Southeastern La.	12/19/17
3-Point Field Goals			
3-Point FG Attempts	1	3x; last at Tennessee	1/4/18
Free Throws			
Free Throw Attempts	1	vs. Xavier (La.)	12/28/17

Opponent	Start	Min.	FG-A	3PT-A	FT-A	O-D-T	PF	Ast.	TO	Blk.	St.	Pts.
at Virginia Tech						--DNP--						
NORTH CAROLINA A&T						--DNP--						
LOUISIANA TECH						--DNP--						
vs. Georgetown						--DNP--						
vs. Northwestern						--DNP--						
vs. UT-Chattanooga						--DNP--						
LOUISIANA-MONROE	2		0-1	0-1	0-0	0-0-0	0	0	1	0	0	0
at Indiana						--DNP--						
at Louisiana-Lafayette						--DNP--						
SOUTHERN						--DNP--						
SOUTHEASTERN LA.	3		1-3	0-1	0-0	0-1-1	1	0	0	0	0	2
XAVIER (LA.)	5		1-2	0-0	0-1	0-0-0	0	0	1	0	0	2
FLORIDA	3		0-0	0-0	0-0	0-0-0	0	0	0	0	1	0
at Tennessee	8		0-2	0-1	0-0	1-1-2	1	0	0	0	0	0
TEXAS A&M	3		0-0	0-0	0-0	1-0-1	0	0	0	0	0	0
at South Carolina	2		0-0	0-0	0-0	0-0-0	1	0	0	0	0	0
ARKANSAS												
at LSU												
at Georgia												
ALABAMA												
at Kentucky												
at Texas A&M												
LSU												
VANDERBILT												
MISSOURI												
at Alabama												
at Mississippi State												
OLE MISS												

CAREER HIGHS (includes 14-15 @ Weber St.)

Points	14	at New Mexico State	11/28/14
Rebounds	4	3x; last at New Mexico St.	11/28/14
Assists	1	4x; last at Sacramento St.	1/24/15
Blocks	1	2x; last at Idaho	3/5/15
Steals	1	vs. Montana Western	11/14/14
Field Goals	6	at New Mexico State	11/28/14
Field Goal Attempts	10	2x; last at New Mexico St.	11/28/14
3-Point Field Goals	1	2x; last at Idaho	3/5/15
3-Point FG Attempts	3	vs. Eastern Michigan	11/29/14
Free Throws	4	vs. Bethesda	11/13/15
Free Throw Attempts	6	2x; last vs. Bethesda	11/13/15

TOURE'S CAREER STATISTICS (at Auburn)

Season	gp-gs	min/avg	Total		3-Point		F-Throws		Rebounds				Scoring								
			fg-fga	pct	fg-fga	pct	ft-fta	pct	off	def	tot	avg	pf	fo	ast	to	blk	stl	pts	avg	
2016-17	1-0	0/0.0	0-0	.000	0-0	.000	0-0	.000	0	0	0	0.0	0	0	0	0	0	0	0	0	0.0
2017-18	7-0	26/3.7	2-8	.250	0-3	.000	0-1	.000	2	2	4	0.6	3	0	0	2	0	1	4	0.6	
TOTAL	8-0	26/3.3	2-8	.250	0-3	.000	0-1	.000	2	2	4	0.5	3	0	0	2	0	1	4	0.5	



Emari JONES

#5

Junior • Guard • 6-2

Chicago, Ill.

Shawnee CC / Wheaton North HS

- Career-high 18 points on 6-11 shooting (4-6 3FG) vs. Florida (12/31); matched previous career high (11) by halftime
- Made first career start vs. North Carolina A&T (11/16), finished with 6 points and 6 rebounds along with 2 steals, 2 assists
- Career-high 7 rebounds vs. Virginia Tech in season-opener (11/13)
- Played in 31 of 32 games as a sophomore; averaged 2.7 points and 1.3 rebounds while playing 9.0 minutes per game off the bench
- Season-high 11 points at Missouri as a sophomore (1/26/17)
- Transferred to Auburn from Shawnee CC in Ullin, Ill.; led Shawnee to 30-3 record and conference title as a freshman in 2015-16
- Named Great Rivers Athletic Conference Player of the Year, NJCAA Region 24 Player of the Year, second-team NJCAA All-American
- Averaged 22.6 points, 4.3 rebounds, 3.3 assists and 2.8 steals per game
- Scored 746 total points, which led the nation; scoring average was third nationally

SEASON HIGHS

Points	18	vs. Florida	12/31/17
Rebounds	7	at Virginia Tech	11/13/17
Assists	3	at Tennessee	1/4/18
Blocks			
Steals	3	2x; last at Indiana	12/3/17
Field Goals	6	vs. Florida	12/31/17
Field Goal Attempts	11	vs. Florida	12/31/17
3-Point Field Goals	3	vs. Florida	12/31/17
3-Point FG Attempts	6	vs. Florida	12/31/17
Free Throws	2	vs. Florida	12/31/17
Free Throw Attempts	2	4x; last vs. Florida	12/31/17

Opponent	Start	Min.	FG-A	3PT-A	FT-A	O-D-T	PF	Ast.	TO	Blk.	St.	Pts.
at Virginia Tech		11	2-4	1-2	0-0	5-2-7	4	1	1	0	0	5
NORTH CAROLINA A&T	*	26	2-6	1-5	1-2	3-3-6	4	2	3	0	2	6
LOUISIANA TECH	*	23	0-2	0-2	0-0	1-2-3	2	1	0	0	0	0
vs. Georgetown	*	27	1-4	1-4	0-0	1-2-3	1	1	2	0	2	3
vs. Northwestern	*	26	3-7	2-4	1-2	5-1-6	3	2	5	0	3	9
vs. UT-Chattanooga	*	33	0-5	0-4	0-0	1-1-2	2	0	1	0	1	0
LOUISIANA-MONROE	*	23	2-8	1-4	0-0	3-1-4	2	2	0	0	0	5
at Indiana	*	27	2-5	1-4	0-0	1-0-1	1	0	0	0	3	5
at Louisiana-Lafayette	*	20	1-4	1-4	0-0	0-0-0	1	0	0	0	1	3
SOUTHERN	*	20	2-5	0-1	1-1	2-1-3	2	0	1	0	0	5
SOUTHEASTERN LA.	*	25	2-5	1-4	1-2	1-4-5	1	1	1	0	2	6
XAVIER (LA.)	*	20	2-4	1-2	0-0	0-2-2	1	0	2	0	2	5
FLORIDA	*	32	6-11	4-6	2-2	1-4-5	4	0	1	0	2	18
at Tennessee	*	26	3-6	2-5	0-0	1-2-3	5	3	2	0	1	8
TEXAS A&M	*	19	1-4	0-3	0-0	0-2-2	5	0	0	0	1	2
at South Carolina	*	32	1-6	0-3	0-0	2-4-6	4	1	1	0	2	2

CAREER HIGHS

Points	18	vs. Florida	12/31/17
Rebounds	7	at Virginia Tech	11/13/17
Assists	4	at Ole Miss	2/16/17
Blocks	1	2x; last at Ole Miss	2/16/17
Steals	3	2x; last vs. Northwestern	11/25/17
Field Goals	6	vs. Florida	12/31/17
Field Goal Attempts	11	vs. Florida	12/31/17
3-Point Field Goals	4	vs. Florida	12/31/17
3-Point FG Attempts	6	vs. Florida	12/31/17
Free Throws	3	2x; last at Missouri	1/26/17
Free Throw Attempts	5	at Missouri	1/26/17

EMARI JONES' CAREER STATISTICS (at Auburn)

Season	gp-gs	min/avg	Total		3-Point		F-Throws		Rebounds				Scoring							
			fg-fga	pct	fg-fga	pct	ft-fta	pct	off	def	tot	avg	pf	fo	ast	to	blk	stl	pts	avg
2016-17	31-0	278/9.0	25-76	.329	11-42	.262	23-30	.767	16	24	40	1.3	28	0	13	18	2	12	84	2.7
2017-18	16-15	390/24.4	30-86	.349	16-57	.281	6-9	.667	27	31	58	3.6	42	2	12	20	0	21	82	5.1
TOTAL	47-15	668/14.2	55-162	.340	27-99	.273	29-39	.744	43	55	98	2.1	70	2	25	38	2	33	166	3.5



Janiah McKAY

#33

Junior • Guard • 5-6

Gainesville, Fla.

Gainesville HS

- Auburn's leading scorer with 16.0 points/game; also leads Auburn in assists (5.0) and steals (3.2)
- Tied Auburn record going 11-11 at FT line vs. Texas A&M (1/8)
- Scored 25 points - 19 in second half - against hometown Florida Gators in Auburn win in SEC opener (12/31)
- Matched career-high with 29 points along with 5 assists and 5 steals in win over Louisiana Tech (11/19)
- Career-high 8 rebounds vs. North Carolina A&T (11/16)
- Career-high 6 steals vs. Indiana (12/3) and XULA (12/28)
- Was Auburn's third-leading scorer in 16-17 with 12.9 points/game; leads all returners - also led Auburn in assists (3.4/game)
- Career-high 29 points vs. Tennessee (1/19/17) and Alabama (2/20/17)
- First career double-double with 13 points/13 rebounds vs. Ole Miss (1/8/17)

SEASON HIGHS

Points	29	vs. Louisiana Tech	11/19/17
Rebounds	8	vs. North Carolina A&T	11/16/17
Assists	9	2x; last vs. Texas A&M	1/7/18
Blocks	1	vs. Florida	12/31/17
Steals	6	2x; last vs. Xavier (La.)	12/28/17
Field Goals	10	vs. Louisiana Tech	11/19/17
Field Goal Attempts	21	2x; last vs. Florida	12/31/17
3-Point Field Goals	3	vs. Louisiana Tech	11/19/17
3-Point FG Attempts	5	at Virginia Tech	11/13/17
Free Throws	11	vs. Texas A&M	1/7/18
Free Throw Attempts	13	at South Carolina	1/11/18

Opponent	Start	Min.	FG-A	3PT-A	FT-A	O-D-T	PF	Ast.	TO	Blk.	St.	Pts.
at Virginia Tech	*	34	6-18	0-5	3-4	0-5-5	4	5	3	0	0	15
NORTH CAROLINA A&T	*	30	6-12	1-2	2-2	1-7-8	1	5	5	0	4	15
LOUISIANA TECH	*	33	10-19	3-4	6-8	0-0-0	2	5	4	0	5	29
vs. Georgetown	*	27	0-5	0-1	0-0	0-3-3	3	6	3	0	1	0
vs. Northwestern	*	37	5-21	0-4	2-3	1-2-3	2	4	3	0	2	12
vs. UT-Chattanooga	*	34	8-19	0-3	2-2	1-2-3	3	4	1	0	2	18
LOUISIANA-MONROE	*	24	7-12	1-2	6-6	1-2-3	1	1	0	0	3	21
at Indiana	*	38	8-15	0-1	6-8	1-4-5	1	6	6	0	6	22
at Louisiana-Lafayette	*	35	4-9	0-2	2-2	0-0-0	1	9	2	0	3	10
SOUTHERN	*	30	4-10	0-0	6-7	0-3-3	2	7	3	0	3	14
SOUTHEASTERN LA.	*	26	3-8	1-1	3-4	0-5-5	2	5	2	0	5	10
XAVIER (LA.)	*	29	5-12	0-2	7-9	0-2-2	1	3	1	0	6	17
FLORIDA	*	35	9-21	0-4	7-8	1-3-4	1	5	1	1	1	25
at Tennessee	*	33	5-20	0-2	0-0	1-3-4	2	2	3	0	2	10
TEXAS A&M	*	34	7-20	0-3	11-11	0-1-1	5	7	3	0	2	25
at South Carolina	*	36	8-18	0-0	11-13	1-1-2	0	4	3	0	1	27

CAREER HIGHS

Points	29	3x; last vs. Louisiana Tech	11/19/17
Rebounds	8	vs. North Carolina A&T	11/16/17
Assists	13	vs. Ole Miss	1/8/17
Blocks	1	3x; last at Towson	12/20/15
Steals	6	2x; last vs. Xavier (La.)	12/28/17
Field Goals	11	3x; last vs. Alabama	2/20/17
Field Goal Attempts	25	vs. Alabama	2/20/17
3-Point Field Goals	5	at Towson	12/20/15
3-Point FG Attempts	9	at Towson	12/20/15
Free Throws	11	vs. Texas A&M	1/7/18
Free Throw Attempts	14	vs. Drake	12/21/16

ARKANSAS
at LSU
at Georgia
ALABAMA
at Kentucky
at Texas A&M
LSU
VANDERBILT
MISSOURI
at Alabama
at Mississippi State
OLE MISS

McKAY'S CAREER STATISTICS

Season	gp-gs	min/avg	Total		3-Point		F-Throws		Rebounds				Scoring							
			fg-fga	pct	fg-fga	pct	ft-fa	pct	off	def	tot	avg	pf	fo	ast	to	blk	stl	pts	avg
2015-16	33-19	894/27.1	104-285	.365	28-100	.280	69-101	.683	17	48	65	2.0	72	1	76	119	4	43	305	9.2
2016-17	32-32	906/28.3	145-397	.365	14-63	.222	110-148	.743	11	50	61	1.9	63	1	109	73	0	43	414	12.9
2017-18	16-16	515/32.2	95-239	.397	6-36	.167	74-87	.851	8	43	51	3.2	31	1	78	43	1	46	270	16.9
TOTAL	81-67	2315/28.6	344-921	.374	48-199	.241	253-336	.753	36	141	177	2.2	166	3	263	235	5	132	989	12.2



Erica SANDERS

#3

Junior • Guard • 5-10

San Antonio, Texas

Johnson HS

- Scored 8 points on 4-5 shooting; also had 5 rebounds in win over ULM (11/29)
- Career-high 6 steals along with 6 points in win over Louisiana Tech (11/19)
- Played in 29 of 32 games in 2016-17; made first career start at Alabama (1/29/17)
- Averaged 2.2 points, 3.1 rebounds while playing 19.5 minutes/game off the bench
- Scored career-high 9 points in win over Ole Miss (1/8/17)
- Hit go-ahead jumper with 50 seconds left in comeback win over Indiana (11/27/16)

SEASON HIGHS

Points		
8	vs. ULM	11/29/17
Rebounds		
5	2x; last vs. ULM	11/29/17
Assists		
2	vs. Georgetown	11/24/17
Blocks		
Steals		
6	vs. Louisiana Tech	11/19/17
Field Goals		
4	vs. ULM	11/29/17
Field Goal Attempts		
5	vs. ULM	11/29/17
3-Point Field Goals		
3-Point FG Attempts		
Free Throws		
3	at Virginia Tech	11/13/17
Free Throw Attempts		
4	at Virginia Tech	11/13/17

Opponent	Start	Min.	FG-A	3PT-A	FT-A	O-D-T	PF	Ast.	TO	Blk.	St.	Pts.
at Virginia Tech		19	0-0	0-0	3-4	3-2-5	2	0	3	0	1	3
NORTH CAROLINA A&T		14	0-1	0-0	0-0	0-0-0	1	0	1	0	1	0
LOUISIANA TECH		24	3-4	0-0	0-0	2-0-2	2	0	0	0	6	6
vs. Georgetown		16	0-1	0-0	0-0	1-0-1	1	2	2	0	2	0
vs. Northwestern		18	1-1	0-0	0-0	0-0-0	0	0	0	0	1	2
vs. UT-Chattanooga		15	0-0	0-0	0-0	1-0-1	2	0	0	0	1	0
LOUISIANA-MONROE		16	4-5	0-0	0-0	0-5-5	2	0	3	0	3	8
at Indiana		21	0-1	0-0	0-0	0-0-0	2	0	2	0	1	0
at Louisiana-Lafayette		20	2-3	0-0	0-0	0-1-1	3	0	2	0	1	4
SOUTHERN		14	0-3	0-0	0-0	0-1-1	1	0	1	0	0	0
SOUTHEASTERN LA.		23	3-4	0-0	1-2	1-0-1	1	1	1	0	4	7
XAVIER (LA.)		6	0-0	0-0	0-0	0-1-1	1	1	1	0	1	0
FLORIDA						--DNP--						
at Tennessee						--DNP--						
TEXAS A&M						--DNP--						
at South Carolina						--DNP--						
ARKANSAS												
at LSU												
at Georgia												
ALABAMA												
at Kentucky												
at Texas A&M												
LSU												
VANDERBILT												
MISSOURI												
at Alabama												
at Mississippi State												
OLE MISS												

CAREER HIGHS

Points		
9	vs. Ole Miss	1/8/17
Rebounds		
7	at Arkansas	2/26/17
Assists		
5	vs. Tennessee	1/19/17
Blocks		
1	3x; last vs. South Carolina	1/5/17
Steals		
6	vs. Louisiana Tech	11/19/17
Field Goals		
4	5x; last vs. ULM	11/29/17
Field Goal Attempts		
11	vs. Missouri	2/21/16
3-Point Field Goals		
3-Point FG Attempts		
1	4x; last vs. George Mason	12/23/15
Free Throws		
4	vs. St. John's	3/18/16
Free Throw Attempts		
4	3x; last at Virginia Tech	11/13/17

SANDERS' CAREER STATISTICS

Season	gp-gs	min/avg	Total		3-Point		F-Throws		Rebounds							Scoring				
			fg-fga	pct	fg-fga	pct	ft-fta	pct	off	def	tot	avg	pf	fo	ast	to	blk	stl	pts	avg
2015-16	33-0	569/17.2	40-103	.388	0-7	.000	15-20	.750	39	46	85	2.6	88	2	30	33	0	33	95	2.9
2016-17	29-1	566/19.5	28-78	.359	0-1	.000	9-12	.750	45	45	90	3.1	78	3	35	21	5	42	65	2.2
2017-18	12-0	206/17.2	13-23	.565	0-0	.000	4-6	.667	8	10	18	1.5	18	0	4	16	0	22	30	2.5
TOTAL	74-1	1341/18.1	81-204	.397	0-8	.000	28-38	.737	92	101	193	2.6	184	5	69	70	5	97	190	2.6



Justice WRIGHT

#12

Redshirt Junior • Center • 6-4

Macon, Ga.

Clemson / Houston County HS

- Scored 2 points and had 4 rebounds in Auburn debut at Virginia Tech (11/13)
- Redshirted as a junior in 2016-17 after transferring from Clemson
- Played in 32 games over two years at Clemson; started 17 games as a sophomore
- Averaged 4.9 points and 3.3 rebounds in 17.5 minutes/game as a sophomore, shooting a team-best 47.6% from the floor
- Ranked in the top 300 nationally out of high school; averaged 8.8 points, 7.7 rebounds and 4.1 blocks for Houston County HS
- Father is Sharrone Wright, a former Clemson standout and first-round NBA draft pick in 1994

SEASON HIGHS

Points

4 2x; last vs. Xavier (La.) 12/28/17

Rebounds

5 vs. Chattanooga 11/26/17

Assists

1 3x; last vs. Xavier (La.) 12/28/17

Blocks

2 vs. Louisiana Tech 11/19/17

Steals

2 2x; last vs. Southern 12/9/17

Field Goals

2 vs. Xavier (La.) 12/28/17

Field Goal Attempts

5 vs. Xavier (La.) 12/28/17

3-Point Field Goals

3-Point FG Attempts

Free Throws

2 vs. Chattanooga 11/26/17

Free Throw Attempts

2 3x; last vs. Chattanooga 11/26/17

CAREER HIGHS (incl. 14-16 @ Clemson)

Points

13 vs. South Carolina 11/18/15

Rebounds

7 2x; last vs. Furman 11/21/15

Assists

1 5x; last vs. Xavier (La.) 12/28/17

Blocks

4 vs. Butler 11/28/15

Steals

2 2x; last vs. Southern 12/9/17

Field Goals

6 vs. South Carolina 11/18/15

Field Goal Attempts

13 vs. Buffalo 11/29/15

3-Point Field Goals

3-Point FG Attempts

Free Throws

2 2x; last vs. Chattanooga 11/26/17

Free Throw Attempts

5 vs. Buffalo 11/29/15

Opponent	Start	Min.	FG-A	3PT-A	FT-A	O-D-T	PF	Ast.	TO	Blk.	St.	Pts.
at Virginia Tech		9	1-2	0-0	0-0	2-2-4	1	1	2	1	1	2
NORTH CAROLINA A&T		9	0-1	0-0	1-2	1-2-3	2	0	1	1	0	1
LOUISIANA TECH		6	1-1	0-0	0-2	0-1-1	1	1	1	2	0	2
vs. Georgetown		8	0-0	0-0	0-0	1-1-2	0	0	2	0	0	0
vs. Northwestern		6	0-0	0-0	0-0	0-2-2	1	0	0	0	0	0
vs. UT-Chattanooga		22	1-4	0-0	2-2	3-2-5	2	0	1	0	1	4
LOUISIANA-MONROE		6	1-1	0-0	0-0	0-1-1	2	0	1	0	2	2
at Indiana		2	0-0	0-0	0-0	0-1-1	0	0	0	1	0	0
at Louisiana-Lafayette						--DNP--						
SOUTHERN		5	0-0	0-0	0-2	0-1-1	0	0	2	0	2	0
SOUTHEASTERN LA.		6	0-0	0-0	0-0	1-0-1	2	0	2	0	0	0
XAVIER (LA.)		8	2-5	0-0	0-0	2-1-3	1	1	0	0	1	4
FLORIDA		1	0-0	0-0	0-0	0-1-1	0	0	0	0	0	0
at Tennessee		1	0-0	0-0	0-0	0-0-0	0	0	0	0	0	0
TEXAS A&M		3	0-0	0-0	0-0	1-0-1	0	0	0	0	0	0
at South Carolina		3	0-3	0-0	0-0	0-1-1	1	0	0	0	0	0

ARKANSAS
at LSU
at Georgia
ALABAMA
at Kentucky
at Texas A&M
LSU
VANDERBILT
MISSOURI
at Alabama
at Mississippi State
OLE MISS

WRIGHT'S CAREER STATISTICS (at Auburn)

Season	gp-gs	min/avg	Total		3-Point		F-Throws		Rebounds				Scoring							
			fg-fga	pct	fg-fga	pct	ft-fta	pct	off	def	tot	avg	pf	fo	ast	to	blk	stl	pts	avg
2017-18	15-0	95/6.3	6-17	.353	0-0	.000	3-8	.375	11	16	27	1.8	13	0	3	12	5	7	15	1.0
TOTAL	15-0	95/6.3	6-17	.353	0-0	.000	3-8	.375	11	16	27	1.8	13	0	3	12	5	7	15	1.0



Daisa ALEXANDER

#0

Sophomore • Guard • 5-8

Decatur, Ga.

Southwest DeKalb HS

- Scored career-high 25 points on 9-14 shooting at Indiana while playing just 20 minutes off the bench (12/3); 12 points in 4th quarter
- Posted career-highs in scoring (19), assists (3) and steals (4) off the bench in season opener at Virginia Tech (11/13)
- Double-digit scoring in first four games as a sophomore
- Surpassed her freshman-year scoring total (26) through just two games as a sophomore (31)
- Averaged 1.3 points in 5.7 minutes/game off the bench for the Tigers as a freshman
- Four-year starter at Southwest DeKalb HS in Decatur, Ga.
- Helped team to Georgia class AAAAA state title in 2016
- No. 25-ranked player nationally at her position; three-star recruit according to ESPN HoopCurlz
- Averaged 15.6 points, 4.4 rebounds, 2.9 steals as HS senior

SEASON HIGHS

Points	25	at Indiana	12/3/17
Rebounds	5	2x; last vs. Georgetown	11/24/17
Assists	6	vs. Texas A&M	1/7/18
Blocks			
Steals	4	4x; last at Tennessee	1/4/18
Field Goals	9	2x; last vs. Florida	12/31/17
Field Goal Attempts	23	at Tennessee	1/4/18
3-Point Field Goals	3	4x; last vs. Florida	12/31/17
3-Point FG Attempts	9	2x; last at Tennessee	1/4/18
Free Throws	6	vs. Xavier (La.)	12/28/17
Free Throw Attempts	8	vs. Xavier (La.)	12/28/17

Opponent	Start	Min.	FG-A	3PT-A	FT-A	O-D-T	PF	Ast.	TO	Blk.	St.	Pts.
at Virginia Tech		22	7-16	3-8	2-6	0-4-4	4	3	0	0	4	19
NORTH CAROLINA A&T		20	4-11	0-4	4-4	1-4-5	3	0	4	0	2	12
LOUISIANA TECH		20	5-12	3-4	1-4	0-2-2	2	1	3	0	3	14
vs. Georgetown		19	4-8	1-2	1-2	0-5-5	3	2	2	0	3	10
vs. Northwestern		22	3-10	0-3	2-4	0-0-0	3	0	2	0	3	8
vs. UT-Chattanooga		11	1-6	1-3	0-0	0-1-1	2	0	1	0	0	3
LOUISIANA-MONROE		22	6-14	1-5	3-3	2-1-3	1	4	1	0	3	16
at Indiana		20	9-14	3-4	4-4	0-1-1	2	0	1	0	3	25
at Louisiana-Lafayette		22	4-12	0-1	2-2	0-3-3	3	1	3	0	2	10
SOUTHERN		26	5-13	0-0	1-2	1-2-3	3	1	5	0	4	11
SOUTHEASTERN LA.		22	5-12	0-3	4-4	0-1-1	3	3	2	0	1	14
XAVIER (LA.)		27	3-8	1-3	6-8	1-5-6	2	4	3	0	4	13
FLORIDA		27	9-20	3-9	0-0	0-2-2	3	1	1	0	1	21
at Tennessee		27	7-23	2-9	0-0	1-2-3	3	2	3	0	4	16
TEXAS A&M		28	6-17	2-5	3-3	0-2-2	3	6	1	0	2	17
at South Carolina		32	5-14	1-4	5-5	1-1-2	2	1	1	0	2	16
ARKANSAS												
at LSU												
at Georgia												
ALABAMA												
at Kentucky												
at Texas A&M												
LSU												
VANDERBILT												
MISSOURI												
at Alabama												
at Mississippi State												
OLE MISS												

CAREER HIGHS

Points	25	at Indiana	12/3/17
Rebounds	5	2x; last vs. Georgetown	11/24/17
Assists	4	2x; last vs. Xavier (La.)	12/28/17
Blocks			
Steals	4	4x; last at Tennessee	1/4/18
Field Goals	9	2x; last vs. Florida	12/31/17
Field Goal Attempts	23	at Tennessee	1/4/18
3-Point Field Goals	3	4x; last vs. Florida	12/31/17
3-Point FG Attempts	9	2x; last at Tennessee	1/4/18
Free Throws	6	vs. Xavier (La.)	12/28/17
Free Throw Attempts	8	vs. Xavier (La.)	12/28/17

ALEXANDER'S CAREER STATISTICS

Season	gp-gs	min/avg	Total		3-Point		F-Throws		Rebounds				Scoring							
			fg-fga	pct	fg-fga	pct	ft-fta	pct	off	def	tot	avg	pf	fo	ast	to	blk	stl	pts	avg
2016-17	20-0	113/5.7	9-37	.243	1-10	.100	7-10	.700	9	8	17	0.9	18	0	1	10	0	9	26	1.3
2017-18	16-0	367/22.9	83-210	.395	21-67	.313	38-51	.745	7	36	43	2.7	42	0	29	33	0	41	225	14.1
TOTAL	36-0	480/13.3	92-247	.372	22-77	.286	45-61	.738	16	44	60	1.7	60	0	30	43	0	50	251	7.0



Abigayle JACKSON

#4

Freshman • Forward • 6-3

Little Rock, Ark.

Little Rock Central HS

- Career-high 12 points on 5-7 shooting vs. Xavier (La.); also had two blocked shots in the game (12/28)
- Led Auburn with 7 rebounds vs. ULM (11/29); also had 4 points, 3 blocks in first extended playing time (24 mins.)
- Had 3 rebounds in 4 minutes vs. Louisiana Tech (11/19)
- Made Auburn debut vs. North Carolina A&T (11/16), played 4 minutes and had 1 rebound
- Ranked as No. 1 player in state of Arkansas in class of 2017
- Rated the No. 20 forward and No. 106 player in the country by Prospects Nation; No. 53 forward and 3-star prospect by ESPN
- Helped Little Rock Central HS to 23-4 record and state semifinal berth as a senior; named to 2017 all-state tournament team

SEASON/CAREER HIGHS

Points	12	vs. Xavier (La.)	12/28/17
Rebounds	7	vs. ULM	11/29/17
Assists			
Blocks	3	vs. ULM	11/29/17
Steals	1	vs. ULM	11/29/17
Field Goals	5	vs. Xavier (La.)	12/28/17
Field Goal Attempts	7	vs. Xavier (La.)	12/28/17
3-Point Field Goals	1	vs. Florida	12/31/17
3-Point FG Attempts	1	5x; last vs. Florida	12/31/17
Free Throws	2	vs. Xavier (La.)	12/28/17
Free Throw Attempts	2	3x; last vs. Xavier (La.)	12/28/17

Opponent	Start	Min.	FG-A	3PT-A	FT-A	O-D-T	PF	Ast.	TO	Blk.	St.	Pts.
at Virginia Tech						--DNP--						
NORTH CAROLINA A&T	4		0-0	0-0	0-0	1-0-1	1	0	1	0	0	0
LOUISIANA TECH	4		0-0	0-0	0-0	1-2-3	1	0	0	0	0	0
vs. Georgetown	2		0-0	0-0	0-0	0-1-1	0	0	1	0	0	0
vs. Northwestern	4		0-0	0-0	0-0	0-0-0	1	0	0	0	0	0
vs. UT-Chattanooga	4		0-1	0-1	0-0	2-0-2	1	0	0	0	0	0
LOUISIANA-MONROE	24		2-6	0-1	0-2	4-3-7	2	0	4	3	1	4
at Indiana	4		0-1	0-0	0-0	1-1-2	0	0	0	1	0	0
at Louisiana-Lafayette	4		0-2	0-1	0-0	0-0-0	2	0	2	1	0	0
SOUTHERN	4		1-1	0-0	0-0	0-1-1	1	0	0	0	0	2
SOUTHEASTERN LA.	7		0-1	0-0	0-2	0-1-1	1	0	0	1	0	0
XAVIER (LA.)	18		5-7	0-1	2-2	0-4-4	2	0	1	2	0	12
FLORIDA	5		1-1	1-1	0-0	0-0-0	2	0	0	0	0	3
at Tennessee	2		0-1	0-1	0-0	0-0-0	0	0	1	0	0	0
TEXAS A&M	1		0-0	0-0	0-0	0-0-0	1	0	0	0	0	0
at South Carolina	4		0-2	0-1	0-0	0-0-0	3	0	1	0	0	0
ARKANSAS												
at LSU												
at Georgia												
ALABAMA												
at Kentucky												
at Texas A&M												
LSU												
VANDERBILT												
MISSOURI												
at Alabama												
at Mississippi State												
OLE MISS												

JACKSON'S CAREER STATISTICS

Season	gp-gs	min/avg	Total		3-Point		F-Throws			Rebounds				Scoring						
			fg-fga	pct	fg-fga	pct	ft-fta	pct	off	def	tot	avg	pf	fo	ast	to	blk	stl	pts	avg
2017-18	15-0	91/6.1	9-23	.391	1-7	.143	2-6	.333	9	13	22	1.5	18	0	0	11	8	1	21	1.4
TOTAL	15-0	91/6.1	9-23	.391	1-7	.143	2-6	.333	9	13	22	1.5	18	0	0	11	8	1	21	1.4



Isabella LOPEZ

#21

Freshman • Guard • 5-6

Miami, Fla.

Northeast HS

- Season-high 6 points vs. Georgetown in Nashville (11/24)
- Scored first collegiate points with 3-pointer vs. Louisiana Tech (11/19)
- Played in each of first two games, had first assist vs. North Carolina A&T (11/16)
- Helped team to Florida Class 7A semifinals each of the last two seasons, including state runner-up finish in 2015-16
- Averaged 16.9 points, 5.3 rebounds, 4.6 assists and 3.7 steals per game as a junior
- Two-time honorable mention all-state selection
- Holds record for best 3-point percentage in Broward County

SEASON/CAREER HIGHS

Points	6	vs. Georgetown	11/24/17
Rebounds	2	vs. Southern	12/9/17
Assists	2	vs. ULM	11/29/17
Blocks			
Steals	1	vs. Chattanooga	11/26/17
Field Goals	2	vs. Georgetown	11/24/17
Field Goal Attempts	4	vs. ULM	11/29/17
3-Point Field Goals	1	2x; last vs. Georgetown	11/24/17
3-Point FG Attempts	2	3x; last vs. ULM	11/29/17
Free Throws	1	vs. Georgetown	11/24/17
Free Throw Attempts	2	vs. Georgetown	11/24/17

Opponent	Start	Min.	FG-A	3PT-A	FT-A	O-D-T	PF	Ast.	TO	Blk.	St.	Pts.
at Virginia Tech		6	0-1	0-1	0-0	0-0-0	0	0	2	0	0	0
NORTH CAROLINA A&T		10	0-2	0-0	0-0	0-0-0	0	1	1	0	0	0
LOUISIANA TECH		6	1-2	1-2	0-0	0-0-0	0	1	4	0	0	3
vs. Georgetown		11	2-3	1-2	1-2	0-0-0	1	0	2	0	0	6
vs. Northwestern		3	0-0	0-0	0-0	0-0-0	0	1	1	0	0	0
vs. UT-Chattanooga		5	0-1	0-1	0-0	0-0-0	1	0	1	0	1	0
LOUISIANA-MONROE		16	0-4	0-2	0-0	0-1-1	1	2	1	0	0	0
at Indiana		2	0-1	0-0	0-0	0-0-0	0	0	0	0	0	0
at Louisiana-Lafayette		3	0-0	0-0	0-0	0-0-0	0	0	0	0	0	0
SOUTHERN		5	0-0	0-0	0-0	0-2-2	0	0	2	0	0	0
SOUTHEASTERN LA.		5	0-1	0-1	0-0	1-0-1	1	0	1	0	0	0
XAVIER (LA.)		2	0-0	0-0	0-0	0-0-0	0	0	0	0	0	0
FLORIDA		1	0-0	0-0	0-0	0-0-0	0	1	0	0	0	0
at Tennessee												--DNP--
TEXAS A&M												--DNP--
at South Carolina												--DNP--
ARKANSAS												
at LSU												
at Georgia												
ALABAMA												
at Kentucky												
at Texas A&M												
LSU												
VANDERBILT												
MISSOURI												
at Alabama												
at Mississippi State												
OLE MISS												

LOPEZ'S CAREER STATISTICS

Season	gp-gs	min/avg	Total		3-Point		F-Throws		Rebounds				Scoring							
			fg-fga	pct	fg-fga	pct	ft-fa	pct	off	def	tot	avg	pf	fo	ast	to	blk	stl	pts	avg
2017-18	13-0	75/5.8	3-15	.200	2-9	.222	1-2	.500	1	4	5	0.4	4	0	6	15	0	1	9	0.7
TOTAL	13-0	75/5.8	3-15	.200	2-9	.222	1-2	.500	1	4	5	0.4	4	0	6	15	0	1	9	0.7



Unique THOMPSON

#20

Freshman • Forward • 6-3

Theodore, Ala.

Faith Academy

• Two-time SEC Freshman of the Week (11/21/17; 12/12/17)

- 3 straight double-doubles (at ULL; vs. Southern, vs. SE Louisiana); 4 double-doubles on the year
- Her 29 points at UL-Lafayette were 2nd most ever by Auburn freshman, most since Becky Jackson had 38 in 1980
- Had double-double by halftime; finished with 16 pts, 14 rebs and 6 blocks vs. Louisiana Tech (11/19)
- Scored 9 points and pulled down 16 rebounds in collegiate debut at Virginia Tech (11/13)
- Became first Auburn freshman since Katie Frerking in 2013 to earn start in first collegiate game
- Injured in Northwestern game (11/25), missed games vs. UT-Chattanooga and UL-Monroe, returned at Indiana
- Ranked as No. 15 forward and No. 74 player overall in the class of 2017 by ESPN HoopGurlz

SEASON/CAREER HIGHS

Points	29	at Louisiana-Lafayette	12/8/17
Rebounds	16	at Virginia Tech	11/13/17
Assists	3	at Tennessee	1/4/18
Blocks	6	vs. Louisiana Tech	11/19/17
Steals	3	2x; last at South Carolina	1/11/18
Field Goals	11	2x; last vs. Texas A&M	1/7/18
Field Goal Attempts	16	vs. Florida	12/31/17
3-Point Field Goals			
3-Point FG Attempts			
Free Throws	7	at Louisiana-Lafayette	12/8/17
Free Throw Attempts	8	3x; last vs. Southeastern La.	12/19/17

Opponent	Start	Min.	FG-A	3PT-A	FT-A	O-D-T	PF	Ast.	TO	Blk.	St.	Pts.
at Virginia Tech	*	34	3-15	0-0	3-8	8-8-16	1	1	4	2	2	9
NORTH CAROLINA A&T	*	23	5-9	0-0	1-6	5-2-7	3	1	1	1	0	11
LOUISIANA TECH	*	29	7-11	0-0	2-2	7-7-14	2	0	2	6	0	16
vs. Georgetown	*	26	5-9	0-0	2-2	3-4-7	2	0	2	0	1	12
vs. Northwestern	*	23	3-4	0-0	0-0	1-5-6	2	1	2	0	0	6
vs. UT-Chattanooga						--DNP--						
LOUISIANA-MONROE						--DNP--						
at Indiana	*	26	2-5	0-0	0-0	1-3-4	2	2	0	0	0	4
at Louisiana-Lafayette	*	33	11-13	0-0	7-8	9-3-12	2	2	4	2	1	29
SOUTHERN	*	28	9-13	0-0	0-0	5-5-10	2	2	1	0	2	18
SOUTHEASTERN LA.	*	23	3-7	0-0	4-8	8-3-11	2	2	5	0	1	10
XAVIER (LA.)	*	15	0-6	0-0	1-4	2-0-2	1	0	1	0	0	1
FLORIDA	*	29	3-16	0-0	2-4	10-2-12	3	1	2	0	3	8
at Tennessee	*	32	3-11	0-0	1-1	2-6-8	4	3	4	0	1	7
TEXAS A&M	*	36	11-15	0-0	0-0	3-6-9	1	0	3	1	1	22
at South Carolina	*	35	2-8	0-0	0-0	5-6-11	2	0	1	1	3	4

ARKANSAS
at LSU
at Georgia
ALABAMA
at Kentucky
at Texas A&M
LSU
VANDERBILT
MISSOURI
at Alabama
at Mississippi State
OLE MISS

THOMPSON'S CAREER STATISTICS

Season	gp-gs	min/avg	Total		3-Point		F-Throws		Rebounds				Scoring							
			fg-fga	pct	fg-fga	pct	ft-fta	pct	off	def	tot	avg	pf	fo	ast	to	blk	stl	pts	avg
2017-18	14-14	392/28.0	67-142	.472	0-0	.000	23-43	.535	69	60	129	9.2	29	0	15	32	13	15	157	11.2
TOTAL	14-14	392/28.0	67-142	.472	0-0	.000	23-43	.535	69	60	129	9.2	29	0	15	32	13	15	157	11.2

Game 1: Nov. 13, 2017
Virginia Tech 72, Auburn 63
Cassell Coliseum
Blacksburg, Va.

Official Basketball Box Score -- Game Totals -- Final Statistics
 Auburn vs Virginia Tech
 11/13/17 7:00 PM at Cassell Coliseum, Blacksburg, Va.

Auburn 63 • 0-1

#	Player	Total		3-Ptr		Rebounds		PF	TP	A	TO	Blk	Stl	Min
		FG	FGA	FG	FGA	Off	Def							
24	Tiffany Lewis	1-5	1-4	0-0	1	2	3	0	2	0	1	1	18	
15	Jazmine Jones	1-6	0-0	0-0	2	2	4	1	2	1	1	1	21	
20	Unique Thompson	3-15	0-0	3-8	8	8	16	1	9	1	4	2	34	
23	Jessica Jones	2-5	0-0	1-4	2	1	3	3	5	1	1	0	26	
33	Janiah McKay	6-18	0-5	3-4	0	5	4	15	5	3	0	0	34	
00	Daisa Alexander	7-16	3-8	2-6	0	4	4	19	3	0	0	4	22	
03	Erica Sanders	0-0	0-0	3-4	3	2	5	2	3	0	3	0	11	
05	Emari Jones	2-4	1-2	0-0	5	2	7	4	5	1	1	0	11	
12	Justice Wright	1-2	0-0	0-0	2	2	4	1	2	1	2	1	9	
21	Isabella Lopez	0-1	0-1	0-0	0	0	0	2	0	0	2	0	6	
Team						2		2						
Totals		23-72	5-20	12-26	25	27	52	63	13	19	5	10	200	

1st FG %:	9.1%	56.3%	2nd FG %:	21.3%	3rd FG %:	25.0%	4th FG %:	28.6%	Game:	23.7%	31.9%	Deadball:
3PT %:	2.9%	48.0%	3PT %:	0.0%	3PT %:	0.0%	3PT %:	25.0%	Rebounds:	2.20	25.0%	Rebounds:
FT %:	2.4%	50.0%	FT %:	1.6%	FT %:	16.7%	FT %:	8.14	57.1%	12.26	46.2%	8.2

Virginia Tech 72 • 2-0

#	Player	Total		3-Ptr		Rebounds		PF	TP	A	TO	Blk	Stl	Min
		FG	FGA	FG	FGA	Off	Def							
01	Taylor Emery	4-13	2-9	0-10	3	1	4	4	20	2	2	1	35	
10	Kendyl Brooks	2-9	2-9	0-0	0	0	2	6	0	0	0	0	15	
11	Regan Magarity	1-5	0-1	2-2	3	9	12	4	4	1	2	0	30	
12	Chanette Hicks	6-13	0-1	2-7	1	3	4	14	4	10	2	0	37	
25	Alexis Jean	5-13	1-5	0-0	4	10	14	3	11	2	1	0	35	
02	Alisha Sheppard	4-6	3-5	0-0	0	1	1	11	1	1	0	0	17	
20	Michelle Berry	1-2	0-0	2-3	1	4	2	4	2	4	0	0	14	
23	Rachel Camp	1-3	0-1	0-0	1	3	4	2	0	1	0	0	14	
Team						2		2						
Totals		24-64	9-31	15-22	15	30	45	22	70	11	20	6	200	

1st FG %:	7.1%	43.8%	2nd FG %:	13.0%	3rd FG %:	31.5%	4th FG %:	53.3%	Game:	24.4%	37.5%	Deadball:
3PT %:	2.9%	48.0%	3PT %:	0.0%	3PT %:	0.0%	3PT %:	9.15	60.0%	15.22	68.2%	3
FT %:	2.4%	100.0%	FT %:	0.0%	FT %:	0.0%	FT %:	9.15	60.0%	15.22	68.2%	3

Officials: Dee Kanner, Jules Gallien, Tom Danaher
 Technical Fouls: Auburn-None, Virginia Tech-None
 Attendance: 2156

Score by periods	1st	2nd	3rd	4th	Total
Auburn	22	10	9	22	63
Virginia Tech	20	8	20	24	72

Last FG - AU 4th-00:16, VT 4th-01:13
 Largest lead - AU by 7:26:07, VT by 13:48:02:46
 AU led for 17:43, VT led for 18:25, Game was tied for 03:40

BLACKSBURG, Va. --Sophomore Daisa Alexander scored a career-high 19 points and freshman Unique Thompson pulled down 16 rebounds in her collegiate debut, but Auburn could not hold onto a halftime lead in a 72-63 loss at Virginia Tech Monday night.

The Tigers (0-1) led 32-28 at the half and were lights-out from the field in the first 10 minutes, but poor free-throw shooting and missed layups proved to be the Tigers' downfall in the season opener.

A four-point halftime lead evaporated in the third quarter as the Hokies opened the period on an 8-0 run to take a 36-34 lead and push that to a 48-41 advantage after three quarters. Auburn had ample opportunities at the free-throw line to keep the game within reach, but the Tigers were 12-for-26 (46.2%) at the charity stripe for the game while Virginia Tech (2-0) knocked down 15-of-22 attempts at the line.

Much like last year's win at Auburn, Virginia Tech was hot from beyond the arc, making nine 3-pointers with seven of those coming in the second half. The Hokies shot 37.5 percent from the field while Auburn was 31.9 percent.

Alexander's 19-point night off the bench smashed her previous career-high of 7 points, which came in the Tigers' win over Jacksonville last season. She hit three 3-pointers and was 7-of-16 from the field.

Thompson missed a double-double in her Auburn debut by one point with nine points and 16 rebounds. Her rebounding total was the highest by an Auburn player since Tra'Ce'e Tanner had 19 at Florida Gulf Coast during the 2015-16 season. Janiah McKay had 15 points and a team-high five assists.

Auburn led 22-20 after a high-energy first quarter that saw the Tigers shoot 56.3 percent from the field and keep pace with a Hokie offense that scored 99 points its first game. The second quarter was nearly the exact opposite as the teams combined for 18 points, leading to a 32-28 halftime lead for the Tigers.

Taylor Emery led Virginia Tech with 20 points, and Chanette Hicks had 14.

Game 2: Nov. 16, 2017
Auburn 63, North Carolina A&T 53
Auburn Arena
Auburn, Ala.

Official Basketball Box Score -- Game Totals -- Final Statistics
 North Carolina A&T vs Auburn
 11/16/17 6:00 pm at Auburn Arena -- Auburn, Ala.

North Carolina A&T 53 • 1-2

#	Player	Total		3-Ptr		Rebounds		PF	TP	A	TO	Blk	Stl	Min
		FG	FGA	FG	FGA	Off	Def							
22	HILL,Le'on	2-3	0-0	0-0	1	1	2	4	4	0	3	0	2	32
15	LESSEARS,Alexus	2-2	0-0	2-4	0	5	5	4	6	0	0	1	0	12
08	MCCRAY,Cinia	4-12	3-8	3-4	2	2	4	14	1	4	1	0	30	
12	FOY,Corinna	2-12	0-5	4-6	2	0	2	2	8	5	4	0	3	34
21	GREEN,Kala	9	4-9	2-5	3-3	1	3	4	13	1	5	0	24	
00	BOSTICK,Shantell	0-3	0-1	1-2	1	1	2	3	1	3	4	0	1	22
11	SCAFFE,Jade	1-3	0-0	0-0	1	0	1	2	0	1	0	1	12	
30	STORY,Queenswayla	2-4	1-1	0-0	0	5	5	2	5	1	0	0	24	
Team						2		2						
Totals		17-48	6-20	13-19	8	19	27	20	53	11	22	1	10	200

1st FG %:	31.2%	25.0%	2nd FG %:	6.1%	3rd FG %:	30.0%	4th FG %:	5.1%	41.7%	Game:	17.4%	35.4%	Deadball:
3PT %:	0.0%	0.0%	3PT %:	3.3%	3PT %:	100.0%	3PT %:	1.4	25.0%	6.20	30.0%	13-19	68.4%
FT %:	0.0%	0.0%	FT %:	3.3%	FT %:	100.0%	FT %:	2.4	50.0%	8-12	66.7%	13-19	68.4%

Auburn 63 • 1-1

#	Player	Total		3-Ptr		Rebounds		PF	TP	A	TO	Blk	Stl	Min
		FG	FGA	FG	FGA	Off	Def							
15	Jazmine Jones	4-5	0-0	0-0	1	0	1	2	8	2	2	0	2	26
20	Unique Thompson	5-9	0-0	1-6	5	2	7	3	11	1	1	0	23	
05	Emari Jones	2-6	1-5	1-2	3	4	6	4	6	0	3	0	1	26
14	Tiffany Lewis	9	2-11	2-7	0-0	1	2	4	6	2	3	0	2	19
33	Janiah McKay	9	6-12	1-2	2-2	1	7	8	15	5	5	0	4	30
00	Daisa Alexander	4-11	0-4	4-4	1	4	5	3	12	0	4	0	2	20
03	Erica Sanders	0-1	0-0	0-0	0	0	0	1	0	0	1	1	14	
04	Abigayle Jackson	0-0	0-0	0-0	0	1	1	0	0	0	0	0	4	
12	Justice Wright	0-1	0-0	1-2	1	2	3	2	1	0	1	0	9	
21	Isabella Lopez	0-2	0-0	0-0	0	0	0	1	0	1	0	0	10	
23	Jessica Jones	2-3	0-0	0-0	0	1	1	1	1	0	0	0	1	19
Team						1		1						
Totals		25-61	4-18	9-16	18	26	44	23	63	11	22	2	13	200

1st FG %:	6.1%	16.0%	2nd FG %:	6.1%	3rd FG %:	50.0%	4th FG %:	7.1%	33.3%	Game:	25.4%	41.0%	Deadball:
3PT %:	2.7%	28.6%	3PT %:	1.4%	3PT %:	0.0%	3PT %:	0.0	0.0%	4.18	22.2%	9-16	56.3%
FT %:	2.4%	50.0%	FT %:	5.8%	FT %:	62.5%	FT %:	0.0	0.0%	9.16	56.3%	5.1	

Officials: Cameron Inouye, Denise Brooks, Metta Roberts
 Technical Fouls: North Carolina A&T-None, Auburn-None
 Attendance: 1489

Score by periods	1st	2nd	3rd	4th	Total
Auburn	16	15	17	15	63
North Carolina A&T	6	18	10	19	53

Last FG - NCATW 4th-03:06, AU 4th-00:43
 Largest lead - NCATW by 11:06:57, AU by 15:48:07:49
 NCATW led for 00:58, AU led for 38:06, Game was tied for 00:55

AUBURN --Three players scored in double-figures to lead the Auburn women's basketball team to a 63-53 victory over North Carolina A&T on Thursday night, the 900th victory in program history.

Junior Janiah McKay scored 15 points and added a career-high eight rebounds to go along with five assists and four steals, leading the Tigers (1-1) to their 39th consecutive victory in a home opener, a streak that dates back to 1978.

A 20-4 run that spanned the last part of the second quarter and the first five minutes of the third pushed the Tigers to a lead they would not relinquish. After A&T took a 24-23 lead with 2:04 to play in the second quarter, the Tigers finished the period on an 8-0 run, sparked by four points from Daisa Alexander and back-to-back layups from McKay and Jessica Jones to give Auburn a 31-24 lead at the half.

The run continued into the third quarter as Auburn pushed its lead to 44-28 halfway through the period. The Aggies (1-2) would get as close as eight points in the final minutes of the fourth quarter, but never seriously threatened the Auburn lead after halftime.

Alexander added 12 points off the bench, and Unique Thompson had 11 points with seven rebounds. Jessica Jones added 10 rebounds off the bench, and Emari Jones, making her first career start, had six points and six rebounds.

Auburn shot 41.0 percent from the field and held the Aggies to a 35.4-percent night. At the free-throw line, Auburn showed improvement from its first game, hitting 9-of-16 attempts (56.3%). The Tigers also out-rebounded the Aggies 44-27 and outscored A&T in the paint 38-16.

Cinia McCray led A&T with 14 points and Kala Green added 13.

In its 47th season of women's basketball, Auburn now owns an all-time record of 900 wins and 455 losses. Auburn is the 24th team in NCAA history to reach the 900-win plateau.

Game 3: Nov. 19, 2017
Auburn 75, Louisiana Tech 59
Auburn Arena
Auburn, Ala.

Official Basketball Box Score -- Game Totals -- Final Statistics
 Louisiana Tech vs Auburn
 11/19/17 6:00 pm at Auburn Arena -- Auburn, Ala.

Louisiana Tech 59 • 3-1

#	Player	Total		3-Ptr		Rebounds		PF	TP	A	TO	Blk	Stl	Min
		FG	FGA	FG	FGA	Off	Def							
23	CLEAVER,Reauna	0-4	0-0	1-4	2	1	3	3	1	3	0	0	2	19
34	MALONE, Alexus	2-9	0-0	2-2	2	3	5	2	6	0	3	0	4	33
04	ANTHONY, Kierra	3-8	0-0	3-4	0	2	2	4	9	2	5	0	0	24
10	MCXON, Amber	1-0	0-0	2-2	1	3	4	3	4	5	12	1	0	30
24	STARLY, Taylor	6-16	4-12	2-2	1	4	5	2	18	0	1	0	1	36
01	GUINTO, Raizel	0-0	0-0	2-2	0	1	1	0	2	0	1	0	1	4
03	LANG, Kierra	1-1	0-0	0-0	2	0	2	2	2	1	1	0	0	8
12	MCCUTCHEON, Daria	0-0	0-0	0-0	0	0	0	1	0	0	0	0	0	1
04	MCLUDD, Anna	3-8	1-3	1-2	2	1	3	1	8	2</				

Game 4: Nov. 24, 2017
Auburn 60, Georgetown 40
Municipal Auditorium
Nashville, Tenn.

Official Basketball Box Score -- Game Totals -- Final Statistics
 Georgetown vs Auburn
 11/24/17 7:30pm at Nashville, Tenn - Municipal Auditorium

Georgetown 40 • 2-2

##	Player	Total			3-Ptr			Rebounds			PF	TP	A	TO	Bk	Stl	Min
		FG	FGA	FT	FTA	FG	FGA	FT	FTA	Off							
05	PETKE, Cynthia	r	0-5	0-4	4-4	1	1	2	1	4	0	1	0	1	0	38	
02	BEUK, Yazmine	c	1-3	0-0	0-2	2	4	6	3	2	0	3	0	2	20		
02	BURTON, Didi	g	2-6	1-2	0-0	0	2	2	3	5	3	3	0	2	28		
11	WHITE, Dianna	g	3-13	0-5	1-2	3	4	7	3	7	4	6	0	2	33		
15	VENSON, Mikayla	g	7-14	5-10	0-0	1	0	1	2	19	2	2	0	1	35		
01	THOMPSON, Tatiana	g	1-2	0-0	0-0	0	0	0	1	2	0	1	0	0	22		
03	SMITH, Morgan	g	0-2	0-1	1-2	2	1	3	1	1	0	1	0	0	18		
12	OSAGIE-ERESE, Marcel	g	0-2	0-1	0-0	0	1	1	0	0	0	1	0	1	4		
21	MAYFIELD, Bravon	g	0-1	0-0	0-0	0	0	0	0	0	0	1	0	0	2		
Team						2	2	3									
Totals			14-48	6-23	6-10	11	25	14	14	40	9	20	0	9	200		

1st FG %: 4-13 30.8% 2nd 3-11 27.3% 3rd 3-11 27.3% 4th 4-13 30.8% Game: 14-48 29.2% Deadball
 3FG %: 1-2 50.0% 2-7 28.6% 1-4 25.0% 2-3 66.7% 6-23 26.1% Rebounds
 FT %: 2-2 100.0% 2-4 50.0% 2-2 100.0% 0-0 0.0%

Auburn 60 • 3-1

##	Player	Total			3-Ptr			Rebounds			PF	TP	A	TO	Bk	Stl	Min
		FG	FGA	FT	FTA	FG	FGA	FT	FTA	Off							
15	Jazmine Jones	r	6-8	0-0	0-0	3	1	4	2	10	1	1	0	1	24		
20	Unique Thompson	r	5-9	0-0	2-2	3	4	7	2	12	0	2	0	1	26		
05	Emari Jones	g	1-4	1-4	0-0	1	2	3	1	3	1	2	0	2	27		
14	Tiffany Lewis	g	3-7	1-4	0-0	1	4	5	1	7	1	2	0	0	21		
33	Janiah McKay	g	0-5	0-1	0-0	0	3	3	0	3	0	0	0	1	27		
00	Daisa Alexander	g	4-8	1-2	1-2	0	5	3	10	2	2	0	0	0	19		
03	Erica Sanders	g	0-1	0-0	0-0	1	0	1	0	2	2	0	0	2	16		
04	Abigayle Jackson	g	0-0	0-0	0-0	0	1	1	0	0	1	0	0	2	2		
12	Justice Wright	g	0-0	0-0	0-0	1	2	0	0	2	0	0	0	0	8		
21	Isabella Lopez	g	2-3	1-2	1-2	0	0	0	1	6	0	2	0	0	11		
23	Jessica Jones	g	6-6	0-0	0-0	2	3	4	1	12	1	0	1	0	19		
Team						0	2	2									
Totals			26-51	4-13	4-8	11	24	37	15	60	14	19	1	10	200		

1st FG %: 1-4 25.0% 2nd 5-11 45.5% 3rd 7-14 50.0% 4th 1-2 50.0% Game: 26-51 51.0% Deadball
 3FG %: 1-3 33.3% 1-4 25.0% 1-4 25.0% 4-13 30.8% Rebounds
 FT %: 0-0 0.0% 1-2 50.0% 3-4 75.0% 0-0 0.0%

Officials: McClerny, Parrish, Norton
 Technical fouls: Georgetown-None. Auburn-None.
 Attendance:

Score by periods	1st	2nd	3rd	4th	Total
Georgetown	11	10	10	40	
Auburn	15	12	18	15	60

In Off 2nd Fast
 Points Paint T/O Chance Break Bench
 GU 10 13 7 0 3
 AU 39 19 6 4 8

Last FG - GU 4th-01:51, AU 4th-04:02
 Largest lead - GU by 5 1st-03:26, AU by 25 4th-05:56
 GU led for 02:57, AU led for 34:31. Game was tied for 02:32.

NASHVILLE, Tenn. --Four players scored in double-figures, and Auburn shot a season-high 51 percent from the field in a 60-40 victory over Georgetown on Friday night at the Challenge in Music City.

The Tigers controlled the inside game all night, scoring 36 points in the paint to just 10 for Georgetown, and the Hoyas were held to 29.2-percent shooting on the night.

Senior Jessica Jones and freshman Unique Thompson shared the team lead with 12 points each, and sophomore Daisa Alexander and senior Jazmine Jones had 10 points apiece. Jessica Jones was a perfect 6-for-6 from the floor and pulled down four rebounds. Thompson led the Tigers with seven boards, and Alexander had five rebounds on the night.

Senior Tiffany Lewis added seven points and freshman Isabella Lopez had a career-best six. Auburn's leading scorer, senior Janiah McKay, was held scoreless, but dished out a season-best six assists.

Auburn was 26-of-51 (51.0%) from the field, a season-best, and scored 19 points off 20 Georgetown turnovers. Auburn's bench outscored the Hoyas' reserves 28-3, and the Tigers out-rebounded Georgetown 37-25.

A flurry in the final 90 seconds of the third quarter put the game out of reach. With Auburn leading by seven, Jessica Jones backed down a defender to beat the shot clock, Lopez banked in a 3-pointer, Jones drew a charge at the other end, Alexander hit a free throw with less than two seconds left, and then Alexander stole the in-bound pass and banked in a 15-foot jumper at the buzzer. After all that, Auburn led 45-30, and Georgetown managed just three points over the first four minutes of the fourth quarter as the Tigers built a 25-point lead, pulling ahead as much as 58-33.

Auburn took a 27-21 halftime lead on the strength of an impressive inside game - 20 of Auburn's 27 first-half points came in the paint. As such, the Tigers shot 48 percent in the opening 20 minutes.

Mikayla Venson led Georgetown with 19 points, making half of the Hoyas' field goals on the night. She hit five of their six 3-pointers.

Game 5: Nov. 25, 2017
Northwestern 49, Auburn 48
Municipal Auditorium
Nashville, Tenn.

Official Basketball Box Score -- Game Totals -- Final Statistics
 Auburn vs Northwestern
 11/25/17 5:00pm at Nashville, Tenn - Municipal Auditorium

Auburn 48 • 3-2

##	Player	Total			3-Ptr			Rebounds			PF	TP	A	TO	Bk	Stl	Min
		FG	FGA	FT	FTA	FG	FGA	FT	FTA	Off							
15	Jazmine Jones	r	1-3	0-0	1-2	2	3	5	1	3	1	1	0	1	22		
20	Unique Thompson	r	3-4	0-0	0-0	1	5	6	2	6	1	2	0	0	23		
05	Emari Jones	g	3-7	2-4	1-2	5	1	6	3	9	2	5	0	3	26		
34	Tiffany Lewis	g	2-9	2-7	0-0	1	2	3	1	6	1	2	0	0	18		
33	Janiah McKay	g	5-21	4-0	2-3	1	2	3	12	4	3	0	2	37			
00	Daisa Alexander	g	3-10	0-3	2-4	0	0	0	3	8	0	2	0	32			
03	Erica Sanders	g	1-1	0-0	0-0	0	0	0	2	0	0	0	1	18			
04	Abigayle Jackson	g	0-0	0-0	0-0	0	0	0	0	1	0	0	0	4			
12	Justice Wright	g	0-0	0-0	0-0	0	2	2	1	0	0	0	0	6			
21	Isabella Lopez	g	0-0	0-0	0-0	0	0	0	0	0	0	1	0	3			
23	Jessica Jones	g	1-5	0-0	0-2	3	2	5	1	2	0	1	1	21			
Team						3	2	5									
Totals			19-60	4-18	6-13	16	19	35	15	48	10	17	1	12	200		

1st FG %: 4-13 30.8% 2nd 5-15 33.3% 3rd 7-19 36.8% 4th 6-13 46.2% Game: 19-60 31.7% Deadball
 3FG %: 0-3 0.0% 0-0 0.0% 1-9 10.0% 3-4 75.0% Rebounds
 FT %: 1-2 50.0% 0-2 0.0% 1-9 10.0% 0-0 0.0%

Northwestern 49 • 5-1

##	Player	Total			3-Ptr			Rebounds			PF	TP	A	TO	Bk	Stl	Min
		FG	FGA	FT	FTA	FG	FGA	FT	FTA	Off							
44	Abi Scheid	r	5-9	4-6	0-0	1	2	3	2	14	1	8	0	0	34		
10	Lindsey Pulliam	g	3-15	0-0	6-6	2	4	6	1	12	1	2	0	3	34		
12	Lydia Rohde	g	0-1	0-1	0-0	0	1	2	0	3	2	0	1	20			
14	P. Kunyik-Akpanah	g	1-2	0-0	0-0	1	3	4	2	0	2	3	2	16			
24	Jordan Hamilton	g	3-5	1-2	1-2	0	5	3	8	4	6	0	2	37			
04	Bryana Hopkins	g	2-4	0-1	0-2	1	9	10	1	4	2	0	0	26			
22	Byrdy Gaterink	g	1-3	0-2	0-0	1	0	1	0	2	0	3	0	9			
34	Osiana Hamilton	g	2-2	0-0	3-4	2	5	7	3	7	2	0	0	24			
Team						0	2	2									
Totals			17-42	5-12	10-14	8	31	39	16	49	13	25	3	10	200		

1st FG %: 4-14 28.6% 2nd 4-9 44.4% 3rd 4-11 36.4% 4th 5-8 62.5% Game: 17-42 40.5% Deadball
 3FG %: 0-3 0.0% 0-0 0.0% 1-4 25.0% 1-2 50.0% Rebounds
 FT %: 4-6 66.7% 2-4 50.0% 2-2 100.0% 10-14 71.4%

Officials: McClerny, Parrish, Norton
 Technical fouls: Auburn-None. Northwestern-None.
 Attendance:

Score by periods	1st	2nd	3rd	4th	Total
Auburn	9	4	20	15	48
Northwestern	15	11	10	13	49

In Off 2nd Fast
 Points Paint T/O Chance Break Bench
 AU 26 21 6 2 12
 NWRES 16 14 3 2 13

Last FG - AU 4th-02:25, NORTHWEST 4th-00:15
 Largest lead - AU by 5 4th-02:25, NORTHWEST by 15 3rd-08:21
 AU led for 04:37, NORTHWEST led for 31:29. Game was tied for 03:51.

NASHVILLE, Tenn. --Auburn women's basketball mounted a valiant comeback from a 15-point second-half deficit but fell one point short in a 49-48 loss to Northwestern Saturday night in the Challenge in Music City.

Trailing 36-23 with 3:26 to play in the third quarter, Auburn went on a 12-0 run over the next four-plus minutes to cut the deficit to just one, then took a 46-43 lead on a Tiffany Lewis 3-pointer with 3:05 to play. But the Tigers would manage just one more basket the rest of the way.

With Auburn ahead 48-47, Northwestern (5-1) took the lead on a jumper from Jordan Hamilton with 12.8 seconds to play. The Tigers had one final attempt, but it would not fall, and Northwestern was able to get the rebound, call timeout, advance the ball and run out the clock.

Auburn shot a season-worst 31.7 percent from the field (19-of-60) and was 6-of-13 at the free-throw line. The Tigers did force 25 Northwestern turnovers, turning those into 21 points; the loss snapped a 10-game Auburn winning streak when forcing 25 or more opponent turnovers.

Janiah McKay led Auburn with 12 points and four assists. Emari Jones had nine points, two shy of a career-high, and shared the team lead with six rebounds. Unique Thompson also had six rebounds along with six points.

An ugly first half on both sides ended with Northwestern leading 26-13. Auburn managed just four points in the second quarter, shooting 21 percent in the opening half. But a 20-point third quarter, along with a strong second-half defensive effort, cut what had been a 15-point deficit to just three headed to the final period.

Northwestern was led by Abi Scheid, who scored 14 points. Lindsey Pulliam had 12 points with 10 of those in the second half.

Game 6: Nov. 26, 2017
Chattanooga 50, Auburn 41
Municipal Auditorium
Nashville, Tenn.

Official Basketball Box Score -- Game Totals -- Final Statistics
 Auburn vs Chattanooga
 11/26/17 4:30pm at Nashville, Tenn - Municipal Auditorium

Auburn 41 • 3-3

##	Player	Total			3-Ptr			Rebounds			PF	TP	A	TO	Bk	Stl	Min
		FG	FGA	FT	FTA	FG	FGA	FT	FTA	Off							
15	Jazmine Jones	r	0-3	0-0	2-4	1	3	4	3	2	1	1	0	3	26		
23	Jessica Jones	r	3-5	0-0	0-1	2	3	5	6	6	0	1	1	2	21		
05	Emari Jones	g	0-5	0-4	0-0	1	1	2	2	0	0	1	0	1	33		
14	Tiffany Lewis	g	3-12	2-7	0-0	1	0	1	1	8	1	2	0	3	29		
33	Janiah McKay	g	4-19	0-3	2-2	1	2	3	18	4	1	0	2	34			
00	Daisa Alexander	g	1-6	1-3	0-0	0	1	1	2	3	0	1	0	0	11		
03	Erica Sanders	g	0-0	0-0	0-0	0	0	0	0	1	2	0	0	0	15		
04	Abigayle Jackson	g	0-1	0-1	0-0	2	2	2	1	0	0	0	0	4			
12	Justice Wright	g	1-4	0-0	2-2	3	2	5	2	4	0	1	0	1	22		
21	Isabella Lopez	g	0-1	0-1	0-0	0	0	0	1	0	0	1	0	1	5		
Team						0	2	2									

Game 7: Nov. 29, 2017
Auburn 67, Louisiana-Monroe 41
Auburn Arena
Auburn, Ala.

Official Basketball Box Score -- Game Totals -- Final Statistics
 UL-Monroe vs Auburn
 11/29/17 6:00 p.m. at Auburn Arena, Auburn, Ala.

UL-Monroe 41 • 2-3

#	Player	Total			3-Ptr			Rebounds			PF	TP	A	T	Bk	Stl	Min
		FG	FGA	FT	FTA	Off	Def	Total									
11	Goins, Whitney	1	5	1	4	0	0	1	2	0	3	2	1	0	0	20	
34	Cortez, Gabriella	2	3	2	3	0	1	4	4	2	6	0	9	0	1	18	
24	Brooks, Diamond	2	5	0	2	0	2	1	6	7	0	4	1	1	1	17	
13	Lunsford, Destini	2	5	1	3	1	3	0	3	1	4	1	3	0	1	27	
30	Clark, Arsula	0	1	0	0	0	2	2	4	2	4	2	1	8	1	25	
03	Johnson, Alexus	2	4	2	2	2	2	1	2	3	1	8	0	1	0	8	
10	Marker, Lauren	0	0	0	0	0	0	0	0	0	0	0	0	0	1	3	
21	Oestreich, Logan	0	0	0	0	0	0	0	0	0	0	0	0	0	0	4	
22	Johnson, Camryn	0	1	0	0	0	1	1	1	1	0	2	4	0	1	12	
23	Moody, Carissa	1	3	1	2	0	0	3	3	3	3	1	3	0	0	16	
25	Harris, Jessica	1	1	0	0	1	2	1	0	1	2	3	3	0	1	15	
31	Walker, Latangella	2	7	0	2	0	2	2	2	0	4	2	2	0	0	24	
35	Archer, London	0	1	0	2	2	0	0	0	2	2	0	0	0	0	11	
Team		1		2		3		1		2		2		0		22	
Totals		14	38	7	16	6	14	9	24	33	17	41	10	35	2	6	200

1st FG %: 6.9 66.7% 2nd 2.11 18.2% 3rd 3.9 33.3% 4th 3.9 33.3% Game 14-38 36.8% Deadball 3FG %: 3.4 75.0% 0.4 0.0% 2.3 86.7% 2.5 40.0% 7.16 43.8% Rebounds FT %: 0.1 0.0% 0.0 0.0% 1.5 20.0% 5.8 62.5% 4.14 42.9% 5/2

Auburn 67 • 4-3

#	Player	Total			3-Ptr			Rebounds			PF	TP	A	T	Bk	Stl	Min
		FG	FGA	FT	FTA	Off	Def	Total									
11	Jazmine Jones	1	2	0	0	2	2	1	1	2	6	3	0	0	5	24	
23	Jessica Jones	1	2	0	0	1	2	1	3	4	0	3	1	4	3	27	
05	Emari Jones	0	2	1	4	0	0	3	1	4	2	5	2	0	0	23	
14	Tiffany Lewis	0	7	0	6	2	2	0	1	2	2	0	1	0	1	16	
23	Janiyah McKay	9	7	1	2	4	6	1	2	3	1	21	1	0	3	24	
00	Daisa Alexander	6	14	1	5	3	3	2	1	3	1	16	4	1	0	32	
03	Erica Sanders	4	5	0	0	5	2	8	0	3	0	3	0	3	0	22	
04	Abigayle Jackson	2	6	0	1	2	4	3	7	4	0	4	3	1	24		
21	Justice Wright	1	1	0	0	0	1	2	0	1	0	2	1	0	2	6	
21	Isabella Lopez	0	2	0	0	1	1	2	0	2	1	0	2	1	0	16	
32	Sira Touré	0	1	0	0	0	0	0	0	1	0	1	0	1	0	2	
Team		0		0		0		0		0		0		0		2	
Totals		25	62	3	21	14	17	13	18	31	15	67	13	7	21	200	

1st FG %: 7.20 35.0% 2nd 7.18 38.9% 3rd 6.16 37.5% 4th 5.8 62.5% Game 25-62 40.3% Deadball 3FG %: 0.4 0.0% 2.6 33.3% 1.5 20.0% 0.2 0.0% 3.21 14.3% Rebounds FT %: 0.0 0.0% 5.4 83.3% 0.0 0.0% 9.11 81.8% 10.17 82.4% 1

Officials: Beverly Roberts, Luis Gonzalez, Jody Carrrell
 Technical fouls: UL-Monroe-None; Auburn-None.
 Attendance: 2769

Score by periods

UL-Monroe	1st	2nd	3rd	4th	Total
Auburn	15	4	9	13	41
Auburn	14	21	13	19	67

Last FG - ULM 4th-03:03, AU 4th-02:31
 Largest lead - ULM by 11, 1st-04:35, AU by 27 4th-04:36
 ULM led for 08:49, AU led for 28:34, Game was tied for 02:09

AUBURN --Auburn forced a season-high 35 turnovers, turning those into 31 points in a 67-41 victory over Louisiana-Monroe at Auburn Arena Wednesday night. The Tigers got 21 points from junior Janiah McKay and 16 from sophomore Daisa Alexander and overcame an early barrage from the Warhawks to post their largest margin of victory this season. Auburn's 35 forced turnovers tied for the second-most under Williams-Flournoy and the eighth-most in program history. The Tigers also matched a season-high with 21 steals on the night. McKay's 21 points led all scorers as she was 7-of-12 from the field and a perfect 6-of-6 at the free-throw line. Alexander had her fifth game in double-figures this season with 16 points. Junior Erica Sanders added a season-high eight, one shy of a career-high, along with five rebounds. Freshman Abigayle Jackson led Auburn with seven rebounds in her first extended playing time of the season. She also scored four points and had three blocks. Senior Jessica Jones blocked four shots, tying a career-high, and Jazmine Jones matched a career-high with five steals.

Auburn shot 40.3 percent from the field on the night despite a slow start in the first quarter. ULM finished at 36.8 percent - the Warhawks hit their first six shots of the night but made just eight more the rest of the way. The Tigers had their best night of the season at the free-throw line, hitting 14-of-17 attempts (82.4%). Jazmine Jones, Tiffany Lewis, McKay and Alexander were all perfect from the charity stripe. ULM jumped out to a 15-4 lead in the first quarter, hitting the first six shots they took. But Auburn closed the opening period with a flurry, forcing turnovers on four straight possessions to trail by just one after 10 minutes. From there, the Tigers continued their run, outscoring ULM 21-4 in the second quarter to take a 35-19 halftime lead. ULM would get no closer the rest of the way. The Tigers had forced 30 turnovers by the end of the third quarter.

BLOOMINGTON, Ind. --Behind a career-high 25 points from Daisa Alexander and clutch free-throw shooting in the fourth quarter, Auburn held off a late Indiana rally for a 65-53 win over the Hoosiers Sunday afternoon at Assembly Hall. The Tigers saw a 15-point lead whittled down to just one point early in the fourth quarter, but Auburn's best free-throw shooting effort of the season saved the day as the Tigers hit 10-of-11 attempts at the line in the final period to seal the victory. Alexander shattered her previous career-high with 25 points, scoring 12 of those in the fourth quarter as the Tigers pulled away late. She was 9-of-14 from the floor and hit three 3-pointers, then knocked down all four of her free-throw attempts. Two of those came on drives to the basket where she was fouled, made the layup and calmly sank the free throw. Senior Janiah McKay scored 22 points and filled the stat sheet with a team-leading five rebounds, six assists and six steals while playing a career-high 38 minutes. She made six free throws on eight attempts, including 5-of-6 in the fourth quarter. Auburn shot 48.0 percent from the floor, including a 52.3-percent mark in the second half. The Tigers forced Indiana into 23 turnovers, converting those into 25 points. The Hoosiers were 37.5 percent from the floor but kept the game in reach with strong outside shooting as they hit 5-of-10 3-point attempts in the second half. The Tigers led by as many as 15 early in the third quarter, but the Hoosiers got hot in the second half and cut the lead to just one at 44-43 early in the fourth. Indiana would never regain the lead, though, as Auburn was able to get into the bonus early in the final period and convert their free-throw opportunities. Alexander scored from all angles with a pair of driving layups, a mid-range jump-er, a 3-pointer and four free throws. Auburn forced 12 Indiana turnovers in the opening quarter to lead to an 18-4 Tiger advantage. The Tigers would continue to lead at halftime at 31-20 with Indiana's offense mostly paced by trips to the free-throw line.

LAFAYETTE, La. --Freshman Unique Thompson scored a career-high 29 points along with 12 rebounds, and Auburn held off a scrappy Louisiana-Lafayette team for a 70-60 win at the Cajundome Friday night. The Tigers (6-3) saw the Ragin' Cajuns (3-6) get hot from outside early, and turnovers were not as easy to come by as usual, but a scoring burst from Thompson in the fourth quarter helped Auburn pull away late. Thompson's 29 points and 12 rebounds were her second double-double of the season. She had 15 points in the fourth quarter alone. For the night, she was 11-of-13 from the field and 7-of-8 from the free-throw line. Nine of her 12 rebounds came on the offensive glass. Janiah McKay and Daisa Alexander had 10 points apiece, and McKay added nine assists. Auburn shot a season-high 51.9% from the field, including 61.5% in the fourth quarter. The Tigers had 34 points in the paint to ULL's 20, and 15 second-chance points off 10 offensive rebounds. Leading by just four headed to the final period, Thompson took over, scoring 11 straight points at one point, boosting the Tigers' lead to double-digits for the first time. McKay and Alexander added late free throws once the Cajuns started fouling, and that clinched the victory for the Tigers. On a freezing cold night both inside and outside the Cajundome, both teams were red-hot from the field in the early going. ULL shot 67% in the first quarter, including four 3-pointers, en route to a 19-16 lead after 10 minutes. Auburn got similarly hot in the second quarter, shooting 58.3% to take a 34-30 halftime lead. Malachi Williams led ULL with 17 points, and Kendra Howard added 12 off the bench. The Cajuns hit eight 3-pointers on the night, a season-high, and shot 48.9% from the field.

Game 8: Dec. 3, 2017
Auburn 65, Indiana 53
Assembly Hall
Bloomington, Ind.

Official Basketball Box Score -- Game Totals -- Final Statistics
 Auburn vs Indiana
 12-3-17 2 p.m. at Simon Skjott Assembly Hall

Auburn 65 • 5-3

#	Player	Total			3-Ptr			Rebounds			PF	TP	A	T	Bk	Stl	Min
		FG	FGA	FT	FTA	Off	Def	Total									
15	Jazmine Jones	1	1	0	0	2	2	1	0	1	2	4	1	3	0	19	
20	Unique Thompson	1	2	0	0	0	1	3	4	2	4	2	0	0	0	26	
05	Emari Jones	2	5	1	4	0	1	1	5	0	0	3	0	0	3	27	
14	Tiffany Lewis	9	2	0	2	1	0	4	4	2	5	0	0	0	1	20	
33	Janiyah McKay	8	15	0	6	8	1	5	1	2	2	6	6	0	3	38	
00	Daisa Alexander	9	14	3	4	4	0	1	1	2	2	6	0	1	0	30	
03	Erica Sanders	0	1	0	0	0	0	0	0	2	0	2	0	1	1	21	
04	Abigayle Jackson	0	1	0	0	0	1	2	0	0	0	0	1	0	4		
12	Justice Wright	0	0	0	0	0	1	1	0	0	1	0	1	0	2		
21	Isabella Lopez	0	0	0	0	0	0	0	0	0	0	0	0	0	0	2	
23	Jessica Jones	0	1	0	0	0	3	3	0	0	1	0	1	0	1	21	
Team		0		0		0		0		0		0		0		2	
Totals		24	50	4	11	13	15	6	17	23	15	65	9	14	2	200	

1st FG %: 7.16 43.2% 2nd 6.13 41.7% 3rd 5.12 41.7% 4th 6.9 66.7% Game 24-50 48.0% Deadball 3FG %: 2.2 100.0% 1.4 20.0% 0.4 0.0% 1.1 100.0% 4.11 36.4% Rebounds FT %: 2.2 100.0% 0.0 0.0% 1.2 50.0% 10.11 90.9% 13.15 86.7% 1.1

Indiana 53 • 4-4

#	Player	Total			3-Ptr			Rebounds			PF	TP	A	T	Bk	Stl	Min
		FG	FGA	FT	FTA	Off	Def	Total									
11	Royster, Kym	1	5	0	0	1	2	3	3	6	1	11	0	0	1	36	
33	Cailli, Amanda	1	3	1	4	5	6	3	9	2	12	7	3	0	0	40	
01	Yeaney, Bendu	1	1	1	3	1	4	3	3	4	3	6	1	0	0	37	
03	Buss, Tyra	1	4	1	8	1	2	1	2	10	1	7	0	4	0	40	
13	Penn, Jaelynn	0	5	1	4	9	2	2	8	10	3	16	2	4	1	38	
02	Warthen, Keyanna	0	0	0	0	0	0	0	0	1	0	1	0	0	0	3	
12	Marchese, Linsey	0	0	0	0	0	0	0	0	0	0	0	0	0	0	2	
Team		0		0		0		0		0		0		0		2	
Totals		18	48	7	23	10	14	12	21	33	12	53	13	23	2	5	200

1st FG %: 1.2 14.3% 2nd 4.14 28.6% 3rd 3.14 50.0% 4th 6.13 62.5% Game 18-48 37.5% Deadball 3FG %: 0.5 20.0% 0.3 75.0% 3.4 75.0% 7.21 39.4% Rebounds FT %: 0.5 100.0% 6.8 75.0% 1.2 50.0% 10.14 71.4% 4

Officials: Susan Blauch, Gina Cross, Talisa Green
 Technical fouls: Auburn-None; Indiana-None.
 Attendance: 2966

Score by periods

Auburn	1st	2nd	3rd	4th	Total
Indiana	16	13	11	13	53
Auburn	14	16	18	15	63

Last FG - AU 4th-02:26, IND 4th-03:52
 Largest lead - AU by 15 3rd-08:48, IND by 2 1st-08:24
 AU led for 37:43, IND led for 00:41, Game was tied for 01:36

LAFAYETTE, La. --Freshman Unique Thompson scored a career-high 29 points along with 12 rebounds, and Auburn held off a scrappy Louisiana-Lafayette team for a 70-60 win at the Cajundome Friday night. The Tigers (6-3) saw the Ragin' Cajuns (3-6) get hot from outside early, and turnovers were not as easy to come by as usual, but a scoring burst from Thompson in the fourth quarter helped Auburn pull away late. Thompson's 29 points and 12 rebounds were her second double-double of the season. She had 15 points in the fourth quarter alone. For the night, she was 11-of-13 from the field and 7-of-8 from the free-throw line. Nine of her 12 rebounds came on the offensive glass. Janiah McKay and Daisa Alexander had 10 points apiece, and McKay added nine assists. Auburn shot a season-high 51.9% from the field, including 61.5% in the fourth quarter. The Tigers had 34 points in the paint to ULL's 20, and 15 second-chance points off 10 offensive rebounds. Leading by just four headed to the final period, Thompson took over, scoring 11 straight points at one point, boosting the Tigers' lead to double-digits for the first time. McKay and Alexander added late free throws once the Cajuns started fouling, and that clinched the victory for the Tigers. On a freezing cold night both inside and outside the Cajundome, both teams were red-hot from the field in the early going. ULL shot 67% in the first quarter, including four 3-pointers, en route to a 19-16 lead after 10 minutes. Auburn got similarly hot in the second quarter, shooting 58.3% to take a 34-30 halftime lead. Malachi Williams led ULL with 17 points, and Kendra Howard added 12 off the bench. The Cajuns hit eight 3-pointers on the night, a season-high, and shot 48.9% from the field.

Game 9: Dec. 8, 2017
Auburn 70, Louisiana-Lafayette 60
Cajundome
Lafayette, La.

Official Basketball Box Score -- Game Totals -- Final Statistics
 Auburn vs Louisiana
 12/8/17 7:00 p.m. at Lafayette, La. | Cajundome

Auburn 70 • 6-3

#	Player	Total			3-Ptr			Rebounds			PF	TP	A	T	Bk	Stl	Min
		FG	FGA	FT	FTA	Off	Def	Total									
15	Jazmine Jones	1	2	0	0	2	2	0	2	3	6	0	0	0			

Game 10: Dec. 9, 2017
Auburn 65, Southern 47
Auburn Arena
Auburn, Ala.

Official Basketball Box Score -- Game Totals -- Final Statistics
 Southern vs Auburn
 12/09/17 6:30 pm at Auburn Arena -- Auburn, Ala.

Southern 47 • 1-4		Total		3-PT		Rebounds		FT-FTA		PF		TP		A TO Bk Shl		Min	
##	Player	FG	FGA	FT	FTA	OR	DR	PF	TP	A	TO	Bk	Shl	Min			
33	Sarali Blissett	4-7	0-0	1-2	5	2	7	1	9	0	1	2	1	25			
04	Skylar O'Beare	2-9	1-7	0-0	0	0	1	5	1	2	0	0	24				
05	Danayya Charles	1-3	1-2	2-4	3	0	3	3	5	1	2	0	22				
23	Samantha Duncan	2-10	2-8	5-5	1	1	2	11	0	2	0	0	27				
24	Jaden Towner	3-9	1-6	0-0	0	0	1	7	1	2	0	0	17				
02	Scott Alyric	0-3	0-3	0-0	0	1	1	0	1	4	0	0	13				
12	Courtney Parsons	0-0	0-0	0-0	0	0	2	0	1	1	0	0	4				
14	Butler, Tiamya	0-0	0-0	0-0	0	0	3	0	1	4	0	0	7				
15	Melody Brewington	0-1	0-0	0-0	0	2	2	1	0	2	1	0	12				
20	Tiamya Butler	0-0	0-0	0-0	0	0	0	0	0	0	0	0	2				
22	Briana Green	3-2	0-1	0-0	0	4	3	1	5	0	3	3	32				
30	Karrington Brown	0-0	0-0	2-2	1	2	3	1	8	0	0	1	11				
42	Thompson, Briana	0-0	0-0	0-0	0	0	1	0	1	0	0	0	4				
Team		0	6	6													
Totals		16-47	5-27	10-13	10	18	20	47	12	26	2	10	200				

1st FG %	31.3	23.1%	2nd	51.7%	38.2	21.2	16.7%	4th	3.8	37.5%	Game	16-47	34.0%	Deadball
3FG %	1.8	12.5%	2-6	33.3%	1-7	14.3%	3.1	16.7%	5.2	18.5%	Rebounds			
FT %	3.3	100.0%	0-0	0.0%	4.8	75.0%			10.1	76.9%	2.1			

Auburn 65 • 7-3

Auburn 65 • 7-3		Total		3-PT		Rebounds		FT-FTA		PF		TP		A TO Bk Shl		Min	
##	Player	FG	FGA	FT	FTA	OR	DR	PF	TP	A	TO	Bk	Shl	Min			
15	Jazmine Jones	5-8	0-0	1-2	3	1	4	2	11	3	1	0	4	26			
20	Unique Thompson	9-13	0-0	0-0	5	10	2	18	2	1	0	2	28				
05	Emari Jones	2-5	0-1	1-1	2	1	3	2	5	0	0	0	20				
14	Tiffany Lewis	0-4	0-4	1-2	1	0	1	0	1	1	0	0	20				
23	Janiah McKay	4-10	0-1	6-7	0	3	3	2	14	7	3	0	30				
00	Daisa Alexander	5-13	0-0	1-2	1	2	3	11	1	5	0	4	26				
03	Erica Sanders	0-3	0-0	0-0	0	1	1	0	1	0	0	0	14				
04	Abigayle Jackson	1-2	0-0	0-0	0	1	1	2	0	0	0	0	4				
12	Justice Wright	0-0	0-0	0-2	0	1	0	0	2	0	2	0	5				
21	Isabella Lopez	0-0	0-0	0-2	0	2	2	0	0	2	0	0	5				
22	Jessica Jones	1-2	0-0	1-2	3	4	7	3	1	1	0	1	23				
Team		0	1	1													
Totals		27-59	0-5	11-28	15	22	37	113	65	15	18	0	164	200			

1st FG %	51.2	41.7%	2nd	31.5	20.0%	3rd	50.0	50.0%	4th	14.2	63.6%	Game	27-59	45.8%	Deadball
3FG %	0.4	0.0%	0-1	0.0%	0-0	0.0%	0-0	0.0%	2.4	50.0%	11.8	43.7%	9		
FT %	3.0	100.0%	3-4	75.0%	4.8	50.0%			11.8	43.7%	9				

Officials: Mark Zentz, Brian Garland, Dawn Marsh
 Technical fouls: Southern-None; Auburn-None.
 Attendance: 2659

Score by periods	1st	2nd	3rd	4th	Total
Southern	10	18	11	8	47
Auburn	10	11	14	30	65

Last FG - SUBWR 4th-01:22, AU 4th-05:17
 Largest lead - SUBWR by 7 2nd-00:31, AU by 34 4th-03:36
 SUBWR led for 15:45, AU led for 22:09, Game was tied for 02:06.

AUBURN --A 30-point fourth quarter helped Auburn overcome a slow start, and freshman Unique Thompson recorded her second straight double-double as the Tigers defeated Southern 65-47 on Saturday night at Auburn Arena.

The Tigers (7-3) picked up their fourth-straight win on the strength of outscoring Southern 30-8 in the fourth quarter and 44-19 in the second half. Auburn trailed by four at the end of the third quarter, but a layup and free throw from senior Jazmine Jones with 8:54 to play gave the Tigers a 40-39 lead that they would never relinquish.

Thompson finished with 18 points and 10 rebounds for her third double-double of the season and second in as many nights after a 29-point, 12-rebound performance on Friday night at Louisiana-Lafayette. She's the first Auburn player with double-doubles in consecutive games since Katie Frerking did so against East Carolina and Ball State last season.

Four players scored in double-figures for the Tigers. Janiah McKay posted a 14-point night and Daisa Alexander and Jazmine Jones contributed 11 points each. Jones and Alexander each had four steals on the night as well. Jessica Jones had seven rebounds, and McKay led Auburn with seven assists.

The Tigers shot 45.8 percent from the field but were lights-out in the fourth quarter with the majority of the scoring coming in the paint. Auburn shot 63.6 percent (14-of-22) in the final period and 59.3 percent (19-of-32) in the second half. Of Auburn's 30 fourth-quarter points, 22 came in the paint.

Auburn pulled down 37 rebounds to Southern's 28 and forced the Jaguars into 26 turnovers - 11 of those in the fourth quarter. Auburn, meanwhile, had 14 first-half turnovers but just four in the second half.

Southern (1-4) took advantage of Auburn's miscues in the first half to build a 28-21 halftime advantage. The Jaguars would lead 39-35 heading into the fourth quarter, but Auburn started the period on a 13-0 run to take a 48-39 lead. Southern would get no closer than six points the rest of the way. Thompson had 10 of her 18 points in the final period.

Game 12: Dec. 19, 2017
Auburn 80, Southeastern La. 46
Auburn Arena
Auburn, Ala.

Official Basketball Box Score -- Game Totals -- Final Statistics
 Southeastern La. vs Auburn
 12/19/17 6:00 pm at Auburn Arena -- Auburn, Ala.

Southeastern La. 46 • 1-9		Total		3-PT		Rebounds		FT-FTA		PF		TP		A TO Bk Shl		Min	
##	Player	FG	FGA	FT	FTA	OR	DR	PF	TP	A	TO	Bk	Shl	Min			
12	Francis, Jyar	1-3	1-2	0-0	0	0	0	2	3	1	0	0	13				
25	Williams, Caitlyn	1-1	0-0	2-3	2	2	4	2	4	0	0	0	22				
14	Underwood, Taylor	4-9	4-6	3-4	1	4	5	1	15	4	7	0	37				
24	Morrisian, Tyler	1-2	1-2	0-0	1	0	1	3	3	2	8	0	31				
30	Brakley, Ashailee	3-4	2-3	0-0	1	2	4	8	0	1	1	2	25				
00	Williams, Kyla	2-4	0-0	0-0	1	0	1	4	4	0	1	0	18				
01	Dawsey, Courtney	2-8	1-7	3-6	1	2	3	2	8	4	0	0	30				
02	Hall, Tylisana	0-1	0-0	0-0	0	1	1	2	0	0	0	0	9				
03	Carrier, Morgan	0-4	0-4	1-2	0	1	1	1	1	1	0	0	13				
05	Dugas, Charlie	0-1	0-1	0-0	0	3	0	0	0	0	0	0	3				
23	Scholvin, Jaclyn	0-1	0-1	0-0	0	0	1	0	1	0	3	0	9				
Team		0	1														
Totals		14-38	9-26	9-15	17	25	22	46	11	31	1	7	200				

1st FG %	3.9	33.3%	2nd	3.9	33.3%	3rd	7.1	63.6%	4th	1.9	11.1%	Game	14-38	36.8%	Deadball
3FG %	1.6	16.7%	2-6	40.0%	5-7	71.4%			1.8	12.5%	9-26	34.6%	Rebounds		
FT %	0.0	0.0%	3-6	60.0%	0.0	0.0%			6.1	60.0%	9.16	60.0%	3.1		

Auburn 80 • 8-3

Auburn 80 • 8-3		Total		3-PT		Rebounds		FT-FTA		PF		TP		A TO Bk Shl		Min	
##	Player	FG	FGA	FT	FTA	OR	DR	PF	TP	A	TO	Bk	Shl	Min			
15	Jazmine Jones	3-7	0-0	3-5	2	2	4	2	9	0	0	0	16				
20	Unique Thompson	3-7	0-0	4-8	8	3	11	2	10	2	5	0	1	23			
05	Emari Jones	2-5	1-4	1-2	1	4	5	1	6	1	0	2	25				
14	Tiffany Lewis	5-9	4-7	1-2	1	2	3	1	15	1	2	0	25				
23	Janiah McKay	3-8	1-1	3-4	0	5	2	10	5	2	0	5	26				
00	Daisa Alexander	5-12	0-3	4-4	0	1	1	3	14	3	2	0	22				
03	Erica Sanders	3-4	0-0	1-2	1	0	1	1	7	1	0	4	23				
04	Abigayle Jackson	0-0	0-0	0-0	0	1	1	0	1	0	0	0	7				
12	Justice Wright	0-0	0-0	0-0	0	1	2	0	2	0	0	0	6				
21	Isabella Lopez	0-1	0-1	0-0	1	0	1	0	1	0	0	0	5				
22	Jessica Jones	2-2	0-0	3-4	1	2	3	7	0	1	0	0	19				
32	Sira Toure	1-3	0-0	1-0	0	1	1	1	2	0	0	0	13				
Team		0	0														
Totals		27-59	6-17	20-33	19	20	39	20	80	13	17	1	199	200			

1st FG %	3.10	30.0%	2nd	7.21	33.3%	3rd	10.13	76.9%	4th	1.15	46.7%	Game	27-59	45.8%	Deadball
3FG %	1.1	100.0%	2-6	33.3%	2-2	100.0%			1.4	16.7%	3	81.7	25.0%	Rebounds	
FT %	7.12	58.3%	5-8	62.5%	5-7	71.4%			3.6	50.0%	20-33	60.6%	10		

Officials: Greg Small, Maj Forsberg, Darren McClure
 Technical fouls: Southeastern-La. -None; Auburn-None.
 Attendance: 1585

Score by periods	1st	2nd	3rd	4th	Total
Southeastern La.	7	11	19	9	46
Auburn	14	21	27	18	80

Last FG - SLU 4th-09:00, AU 4th-00:40
 Largest lead - SLU None, AU by 34 4th-00:40
 SLU led for 00:00, AU led for 39:57, Game was tied for 00:03.

AUBURN --Senior Tiffany Lewis led four players in double figures as the Auburn women's basketball team earned an 80-46 win over Southeastern Louisiana Tuesday night at Auburn Arena.

The Tigers (8-3) head into the Christmas break on a five-game win streak with their largest point total of the season. Auburn forced Southeastern Louisiana (1-9) into 31 turnovers, turning those into 34 points -- which proved to be the winning margin.

Lewis scored 15 points, her most in two seasons at Auburn, to lead the Tigers. She was 5-of-9 from the floor, including 4-of-7 from 3-point range. Lewis also had three rebounds and two steals.

Freshman Unique Thompson picked up her third straight double-double and fourth of the season with 10 points and a team-high 11 rebounds. Sophomore Daisa Alexander added 14 points, and junior Janiah McKay had 10 points, 5 rebounds, 5 steals and 5 assists.

Jazmine Jones finished with nine points and four rebounds, Sanders and Jessica Jones had seven points each and a combined seven steals (four for Sanders, three for Jones). Emari Jones finished with six points and five rebounds. And senior Sira Toure found the scoresheet for the first time as a Tiger with Auburn's final two points of the night.

Auburn shot 45.8 percent for the game (27-59) to Southeastern's 36.8 percent (14-38) and out-rebounded the Lions 39-22. The Tigers scored 34 points in the paint, had 24 second-chance points off 19 offensive rebounds, and got 30 points from its bench.

The Tigers led 35-18 at halftime after a slow start that saw Auburn shoot just 32 percent in the first half but build its lead thanks to 20 trips to the free-throw line that resulted in 12 points. But the Tigers came out on fire in the third quarter, hitting 10-of-13 shots (76.9%) - including eight straight at one point -- to build a 62-37 lead after three periods.

Auburn has forced 20 or more turnovers in every game this year and 25 or more in five contests, going 4-1 in those games.

Game 12: Dec. 28, 2017
Auburn 70, Xavier (La.) 44
Auburn Arena
Auburn, Ala.

Official Basketball Box Score -- Game Totals -- Final Statistics
 Xavier

Game 13: Dec. 31, 2017
Auburn 84, Florida 55
Auburn Arena
Auburn, Ala.

Official Basketball Box Score -- Game Totals -- Final Statistics
 Florida vs Auburn
 12/31/17 3:05 pm at Auburn Arena -- Auburn, Ala.

Florida 55 • 8-6, 0-1 SEC

#	Player	Total	3-Pr			Rebounds			PF	TP	A	TO	Bk	Stl	Min
			FG	FGA	FT	FTA	Off	Def							
12	Hersler,Paulina	r	4-5	1-2	3-3	3	6	9	2	12	0	6	0	1	31
44	Lorenzen,Haley	r	0-3	0-0	0-0	1	5	6	2	0	4	3	1	0	27
00	Washington,Delicia	g	3-10	0-4	3-6	2	5	7	4	9	1	4	0	0	26
03	Nakagawagi,Fumia	g	4-11	2-6	5-6	1	1	2	3	15	2	7	0	0	36
11	Anderson,Dyandra	g	3-8	2-5	1-2	2	4	6	1	9	2	5	0	2	35
01	Johnson,Tameria	g	0-0	0-0	0-0	0	0	0	0	0	0	0	0	0	0+
05	Portakal,Elif	g	0-1	0-0	0-0	0	0	0	0	0	0	0	0	0	1
15	Searcy,Sydney	g	3-5	1-3	0-0	2	2	4	0	2	0	0	0	0	22
23	Thomas,Jalaysia	g	0-0	0-0	0-0	0	1	1	0	0	0	0	0	0	5
24	Hayes,Mikayia	g	1-2	0-0	0-2	1	1	2	2	2	0	1	1	0	17
Team						2	0	2							
Totals			18-45	6-20	13-22	12	25	37	16	55	9	28	2	3	200

1st FG %:	7.14	50.0%	2nd:	5.11	45.9%	3rd:	5.13	38.5%	4th:	11.71	14.3%	Game:	18.45	40.0%	DeadBall
3FG %:	1.4	16.7%	2.4	75.0%	1.7	14.3%	1.3	33.3%	6.20	30.0%	Rebounds				
FT %:	7.17	100.0%	1.2	50.0%	4.5	80.0%	1.8	12.5%	13.22	59.1%	4.1				

Auburn 84 • 10-3, 1-0 SEC

#	Player	Total	3-Pr			Rebounds			PF	TP	A	TO	Bk	Stl	Min
			FG	FGA	FT	FTA	Off	Def							
15	Jazmine Jones	r	4-9	0-0	1-2	7	7	3	9	4	0	0	2	33	
20	Unique Thompson	r	3-16	0-0	3-4	10	2	12	3	8	1	2	0	29	
05	Emari Jones	g	6-11	4-6	2-2	1	4	5	4	18	0	1	0	32	
14	Tiffany Lewis	g	0-4	0-4	0-0	0	0	0	2	0	0	1	3	21	
33	Janiah McKay	g	9-21	0-4	7-8	1	3	4	1	25	5	1	1	35	
00	Daisa Alexander	g	9-20	0-0	0-0	0	2	2	3	21	1	1	0	27	
04	Abigayle Jackson	g	1-1	1-1	0-0	0	0	0	2	3	0	0	0	5	
12	Justice Wright	g	0-0	0-0	0-0	0	1	1	0	0	0	0	0	1	
21	Isabella Lopez	g	0-0	0-0	0-0	0	1	1	0	0	0	0	0	1	
23	Jessica Jones	g	0-1	0-0	0-0	2	2	4	0	0	0	0	0	13	
32	Sira Toure	g	0-0	0-0	0-0	0	0	0	0	0	0	0	1	3	
Team						4	6	7							
Totals			32-83	8-24	12-16	24	19	43	20	84	12	5	2	13	200

1st FG %:	5.24	20.8%	2nd:	7.20	35.0%	3rd:	9.18	50.0%	4th:	11.21	52.4%	Game:	32.83	38.6%	DeadBall
3FG %:	2.9	23.0%	2.9	22.2%	1.2	50.0%	1.5	40.0%	5.5	40.0%	8.5	33.3%	Rebounds		
FT %:	3.4	75.0%	4.4	80.0%	5.4	83.3%	5.4	83.3%	15.16	75.0%	5.1				

Officials: Michael McConnell, Eric Koch, Meadow Overstreet
 Technical fouls: Florida-None; Auburn-None.
 Attendance: 1798

Score by periods	1st	2nd	3rd	4th	Total
Florida	22	14	15	4	55
Auburn	15	20	19	30	84

Last FG - UF 4th-08:19; AU 4th-00:27
 Largest lead - UF by 14:03:19; AU by 29 4th-00:27
 UF led for 18:52; AU led for 18:07; Game - was tied for 02:01.

AUBURN -- Janiah McKay had 25 points, Daisa Alexander had 21, and Auburn outscored Florida 49-19 in the second half to earn an 84-55 win in the SEC opener for both teams Sunday at Auburn Arena.

The Tigers (10-3, 1-0 SEC) overcame a 16-point first-quarter deficit to win their SEC opener for the fifth time in six years, thanks in large part to forcing the Gators (8-6, 0-1) into 28 turnovers, converting those into 33 points.

Meanwhile, Auburn tied a school record for fewest turnovers in a game with five and held the SEC's top 3-point shooting team to just six treys while tying a season-high with eight 3-pointers of their own.

McKay's 25 points were her most against the Gators for the Gainesville native; she also had a game-high five assists. Alexander topped the 20-point mark for the second time this season with a 21-point performance that included three 3-pointers.

Junior Emari Jones provided a first-half spark and scored a career-high 18 points, including four 3-pointers, and finished with five rebounds and two steals. Freshman Unique Thompson had eight points and a game-high 12 rebounds, and senior Jazmine Jones scored nine points with seven rebounds.

Auburn matched its record-high for points in a quarter in an SEC game, outscoring the Gators 30-4 in the final period; Florida made its last field goal with 8:19 to play. From the point where Auburn trailed 18-2 in the first quarter, the Tigers outscored Florida 82-37 over the final 33 minutes.

The Tigers found themselves in a 16-point hole midway through the first quarter as Auburn missed its first 17 field goal attempts. But Abigayle Jackson hit a 3-pointer to stop the skid, Emari Jones and Alexander found a way to get some shots to fall late in the period, and it was a 7-point game through 10 minutes.

Auburn shot 38.6 percent for the day, but after missing the first 17 shots, the Tigers were 32-of-66 (48.4%). The Tigers hit 20-of-39 shots (51.3%) in the second half while holding the Gators to just 6-of-20 (30%). Auburn was 32-of-83 on the day while Florida was 18-of-45.

Game 14: Jan. 4, 2018
#7 Tennessee 70, Auburn 59
Thompson-Boling Arena
Knoxville, Tenn.

Official Basketball Box Score -- Game Totals -- Final Statistics
 Auburn vs Tennessee
 01/04/18 7:02 p.m. at Knoxville, Tenn. (Thompson-Boling Arena)

Auburn 59 • 10-4, 1-1 SEC

#	Player	Total	3-Pr			Rebounds			PF	TP	A	TO	Bk	Stl	Min
			FG	FGA	FT	FTA	Off	Def							
15	Jazmine Jones	r	3-7	0-0	2-3	4	1	5	3	8	1	4	0	2	27
20	Unique Thompson	r	3-11	0-0	1-1	2	6	8	4	7	3	4	0	1	32
05	Emari Jones	g	3-6	2-5	0-0	1	2	3	5	8	3	2	0	1	26
14	Tiffany Lewis	g	4-9	2-4	0-0	2	0	2	2	10	0	0	0	2	25
33	Janiah McKay	g	5-20	0-2	0-0	1	3	4	10	2	3	0	2	33	
00	Daisa Alexander	g	7-23	2-9	0-0	1	2	3	16	2	3	0	4	27	
04	Abigayle Jackson	g	0-1	0-1	0-0	0	0	0	0	0	1	0	0	2	
12	Justice Wright	g	0-0	0-0	0-0	0	0	0	0	0	0	0	0	1	
23	Jessica Jones	g	0-0	0-0	0-0	3	3	0	0	0	0	0	0	4	
32	Sira Toure	g	0-2	0-1	0-0	1	1	2	1	2	0	0	0	8	
Team						5	2	7							
Totals			25-79	6-22	3-4	20	17	37	23	59	11	18	2	16	200

1st FG %:	5.24	20.8%	2nd:	7.20	35.0%	3rd:	9.18	50.0%	4th:	11.21	52.4%	Game:	25.79	31.6%	DeadBall
3FG %:	3.9	33.3%	2.4	25.0%	1.2	50.0%	1.5	40.0%	6.22	27.3%	Rebounds				
FT %:	0.0	0.0%	1.2	50.0%	1.1	100.0%	1.1	100.0%	3.4	75.0%	2				

Tennessee 70 • 14-0, 2-0 SEC

#	Player	Total	3-Pr			Rebounds			PF	TP	A	TO	Bk	Stl	Min
			FG	FGA	FT	FTA	Off	Def							
00	Davis, Rennia	r	2-7	1-2	0-0	2	7	9	2	5	0	2	0	0	25
31	Nared, Jaime	r	6-14	0-3	7-7	1	10	11	1	19	3	4	2	40	
21	Russell, Mercedes	c	3-7	0-0	4-6	2	4	6	1	10	2	2	4	37	
02	Westbrock, Evina	g	5-7	4-5	4-4	0	2	2	18	6	2	0	0	33	
10	Jackson, Meme	g	2-5	1-3	0-0	0	3	3	5	1	1	0	1	20	
01	Hayes, Anastasia	g	2-4	0-0	5-7	1	4	5	0	9	3	5	1	22	
13	Dunbar, Kortney	g	0-1	0-1	0-0	0	0	0	0	1	0	1	0	3	
15	Green, Cheridene	g	1-2	0-0	2-4	3	2	5	2	4	2	5	0	4	
Team						2	1	3							
Totals			21-47	6-14	22-28	11	33	44	11	70	18	28	9	11	200

1st FG %:	7.11	63.6%	2nd:	5.14	35.3%	3rd:	3.9	33.3%	4th:	6.13	46.2%	Game:	21.47	44.7%	DeadBall
3FG %:	1.3	33.3%	1.4	25.0%	1.2	50.0%	1.5	40.0%	6.14	42.9%	Rebounds				
FT %:	3.1	100.0%	1.2	50.0%	7.10	70.0%	11.13	84.4%	22.28	78.6%	4				

Officials: Susan Bauch, Metta Roberts, Kelly Johnson
 Technical fouls: Auburn-None; Tennessee-None.
 Attendance: 8663

Score by periods	1st	2nd	3rd	4th	Total
Auburn	13	17	14	15	59
Tennessee	18	12	14	26	70

Last FG - AU 4th-00:14; UT 4th-00:07
 Largest lead - AU by 5:20:06:47; UT by 11 4th-00:07
 AU led for 14:50; UT led for 17:05; Game - was tied for 08:05.

KNOXVILLE, Tenn. -- Auburn and No. 7 Tennessee went back and forth for nearly 40 minutes Thursday night at Thompson-Boling Arena, but the Lady Vols pulled away in the final two minutes for a 70-59 win.

The Tigers (10-4, 1-1 SEC) forced the Lady Vols (14-0, 2-0 SEC) into a season-high 28 turnovers and hit four more shots than Tennessee. However, UT was able to take advantage of their opportunities at the free-throw line, hitting 22-of-28 attempts while Auburn attempted just four free throws, hitting three.

Sophomore Daisa Alexander led Auburn with 16 points. Junior Janiah McKay and senior Tiffany Lewis had 10 points apiece.

Unique Thompson led Auburn with eight rebounds, and Jessica Jones and Daisa Alexander had four steals apiece. Jones also had two blocks.

In a game that saw the lead change hands 16 times, Auburn led by as many as five points early and as many as four points midway through the fourth quarter. But with the score tied at 57-57 with two minutes to play, UT finished the game on a 13-2 run with six of those points coming at the free-throw line.

The game was tied at halftime, 30-30, and again at the end of three quarters, 44-44. Auburn led 55-51 with less than four minutes to play but made just two shots the rest of the way.

With Tennessee's season-high 28 turnovers, Auburn continued its streak of forcing every opponent this year into at least 20 turnovers, and it was the eighth time for the Tigers to force an opponent into at least 25.

Auburn shot 31.6% from the field (25-of-79) but attempted 32 more shots than the Lady Vols, who shot 44.7% (21-47). Both teams hit six 3-pointers on the night. Tennessee finished with 44 rebounds to Auburn's 37, but Auburn held the edge through three periods.

Last FG - AU 4th-00:14; UT 4th-00:07
 Largest lead - AU by 5:20:06:47; UT by 11 4th-00:07
 AU led for 14:50; UT led for 17:05; Game - was tied for 08:05.

Game 15: Jan. 7, 2018
#19 Texas A&M 82, Auburn 73
Auburn Arena
Auburn, Ala.

Official Basketball Box Score -- Game Totals -- Final Statistics
 Texas A&M vs Auburn
 01/07/18 2:00 pm at Auburn Arena -- Auburn, Ala.

Texas A&M 82 • 13-4, 2-1 SEC

#	Player	Total	3-Pr			Rebounds			PF	TP	A	TO	Bk	Stl	Min
			FG	FGA	FT	FTA	Off	Def							

Game 16: Jan. 11, 2018
#9 South Carolina 71, Auburn 63
Colonial Life Arena
Columbia, S.C.

Official Basketball Box Score -- Game Totals -- Final Statistics
 Auburn vs #9/8 South Carolina
 01/11/18 7 p.m. at Columbia, S.C./Colonial Life Arena

Auburn 63 • 10-6, 1-3 SEC

#	Player	Total		3-Ptr		Rebounds		PF	TP	A	TO	Blk	Stl	Min	
		FG	FGA	FG	FGA	Off	Def								Tot
15	Jazmine Jones	r	4-5	0-0	0-2	3	2	5	2	8	0	1	0	2	37
20	Unique Thompson	r	2-8	0-0	0-0	5	6	11	2	4	0	1	1	3	35
05	Emari Jones	g	1-6	0-3	0-0	2	4	6	4	2	1	1	0	2	32
14	Tiffany Lewis	g	2-3	2-3	0-0	0	0	0	2	6	0	1	0	0	14
33	Janiah McKay	g	8-18	0-0	11-13	1	1	2	0	27	4	3	0	1	36
00	Daisa Alexander	g	5-14	1-4	5-5	1	1	2	2	16	1	1	0	2	32
04	Abbigayle Jackson	g	0-2	0-1	0-0	0	0	0	3	0	0	1	0	0	4
12	Justica Wright	g	0-3	0-0	0-0	0	1	1	1	0	0	0	0	3	3
23	Jessica Jones	g	0-1	0-0	0-0	0	0	0	2	0	0	0	1	0	5
32	Sira Toure	g	0-0	0-0	0-0	0	0	0	1	0	0	0	0	0	2
Team			2	1	3					3					
Totals			22-60	3-11	16-20	14	16	30	19	63	6	12	2	10	200

1st	FG %	4-18	22.2%	2nd	5-17	29.4%	3rd	1-10	10.0%	4th	6-15	40.0%	Game	22-60	36.7%	Deadball
	3FG %	0-2	0.0%		0-4	0.0%		3-3	100.0%		0-2	0.0%		3-12	27.3%	Rebounds
	FT %	2-2	100.0%		5-7	71.4%		6-8	75.0%		3-3	100.0%		16-20	80.0%	2

#9/8 South Carolina 71 • 14-2, 3-1 SEC

#	Player	Total		3-Ptr		Rebounds		PF	TP	A	TO	Blk	Stl	Min	
		FG	FGA	FG	FGA	Off	Def								Tot
22	WILSON, A'ja	r	6-10	0-0	7-10	3	8	11	2	19	1	1	5	1	36
25	JENNINGS, Alexis	r	3-5	0-0	3-4	2	5	7	2	9	0	0	2	0	25
04	CLINEY, Donyiah	g	2-3	0-0	0-0	1	1	2	2	4	0	4	1	1	25
11	SPANN, Lindsey	g	3-8	2-7	0-0	0	0	0	1	8	1	2	0	0	23
52	HARRIS, Tyasha	g	4-7	1-2	3-3	0	6	6	3	12	11	6	0	4	36
00	PATRICK, Victoria	g	1-3	1-3	0-0	0	0	0	0	3	1	0	0	0	13
10	JACKSON, Bianca	g	3-8	1-2	0-0	1	2	3	0	7	1	3	0	0	22
21	HERBERT HARRIGAN,	g	3-3	0-0	0-0	0	1	1	1	6	0	2	0	0	7
23	WILLIAMS, LaDazhia	g	0-0	0-0	0-0	0	0	0	0	0	1	0	1	0	2
24	GRISSETT, LeLe	g	0-1	0-0	3-4	2	1	3	2	3	0	2	0	0	11
Team			1	2	3										
Totals			25-49	5-14	16-21	10	26	36	13	71	15	20	9	6	200

1st	FG %	11-15	73.3%	2nd	4-10	40.0%	3rd	5-14	35.7%	4th	5-10	50.0%	Game	25-49	51.0%	Deadball
	3FG %	2-4	50.0%		1-5	20.0%		1-2	50.0%		5-14	35.7%		16-21	76.2%	3
	FT %	6-6	100.0%		3-4	75.0%		2-3	66.7%		5-8	62.5%		16-21	76.2%	3

Officials: Brian Hall, Cameron Inouye, Kevin Penfield
 Technical fouls: Auburn-None; #9/8 South Carolina-None.
 Attendance: 12011
 Game time: 1:52

Score by periods	1st					2nd					3rd					4th					Total
	1st	2nd	3rd	4th	5th	1st	2nd	3rd	4th	5th	1st	2nd	3rd	4th	5th	1st	2nd	3rd	4th	5th	
Auburn	10	15	23	15	63																
#9/8 South Carolina	30	12	13	16	71																

Last FG - AU 4th-01:36, SC 4th-02:00. Score tied - 0 times.
 Largest lead - AU None, SC by 22 2nd-08:44. Lead changed - 0 times.
 AU led for 00:00, SC led for 39:38. Game was tied for 00:22.

COLUMBIA, S.C. -- Junior Janiah McKay scored 27 points and Auburn clawed back from a big early deficit, but the Tigers fell short to No. 9 South Carolina 71-63 Thursday night in front of 12,011 fans at Colonial Life Arena.

The Tigers (10-6, 1-3 SEC) found themselves trailing by as many as 22 points early in the second quarter but continued to chip away throughout the remainder of the game, pulling as close as six points midway through the fourth quarter. But the Gamecocks (14-2, 3-1) held on despite being outscored 53-41 over the final three periods.

McKay's 27 points led all scorers on the night and were two shy of a career-high. She was 8-of-18 from the field and 11-of-13 from the free-throw line. Her streak of 20 consecutive made free throws came to an end, but she has now made 25 of her last 27 dating back to the Florida game.

Sophomore Daisa Alexander chipped in 17 points with seven coming in the fourth quarter. She was a perfect 5-for-5 at the free throw line and has yet to miss from the charity stripe in SEC play. Freshman Unique Thompson led the Tigers with 11 rebounds, and senior Jazmine Jones added 8 points and 5 rebounds.

Auburn found itself in a deep hole after the first quarter as Carolina jumped out to a 30-10 lead. The Tigers cut that to 17 points by halftime at 42-25.

But two runs by Auburn - a 10-0 run followed by a 9-0 run late in the quarter - reduced the Gamecock lead to just seven points at 55-48 after three quarters. The latter run included a 6-point trip down the court, thanks to a technical foul on South Carolina, helping Auburn cut a 16-point deficit to seven.

The Tigers would get as close as six points at 62-56 on a McKay layup with 5:35 to play. But Carolina would go on a 6-0 run over the next three minutes to put the game out of reach.

Auburn forced South Carolina into a season-high 20 turnovers, converting those into 20 points. For the game, the Tigers shot 37 percent (22-of-60) while South Carolina was 51 percent (25-of-49), including a blistering 73 percent in the first quarter to build their early lead.

**2017-18 Auburn Women's Basketball
Auburn Combined Team Statistics (as of Jan 11, 2018)
All games**

RECORD:	OVERALL	HOME	AWAY	NEUTRAL
ALL GAMES	10-6	7-1	2-3	1-2
CONFERENCE	1-3	1-1	0-2	0-0
NON-CONFERENCE	9-3	6-0	2-1	1-2

#	Player	gp-gs	min	avg	Total		3-Point		F-Throw		Rebounds				pf	dq	a	to	blk	stl	pts	avg	
					fg-fga	fg%	3fg-fga	3fg%	ft-fa	ft%	off	def	tot	avg									
33	Janiah McKay	16-16	515	32.2	95-239	.397	6-36	.167	74-87	.851	8	43	51	3.2	31	1	78	43	1	46	270	16.9	
00	Daisa Alexander	16-0	367	22.9	83-210	.395	21-67	.313	38-51	.745	7	36	43	2.7	42	0	29	33	0	41	225	14.1	
20	Unique Thompson	14-14	392	28.0	67-142	.472	0-0	.000	23-43	.535	69	60	129	9.2	29	0	15	32	13	15	157	11.2	
15	Jazmine Jones	16-16	400	25.0	40-80	.500	0-0	.000	16-29	.552	43	24	67	4.2	35	0	21	18	2	30	96	6.0	
05	Emari Jones	16-15	390	24.4	30-86	.349	16-57	.281	6-9	.667	27	31	58	3.6	42	2	12	20	0	21	82	5.1	
14	Tiffany Lewis	16-16	328	20.5	28-114	.246	19-79	.241	7-9	.778	9	19	28	1.8	32	0	10	19	1	21	82	5.1	
23	Jessica Jones	16-3	315	19.7	24-40	.600	0-0	.000	7-24	.292	26	35	61	3.8	32	1	12	11	12	26	55	3.4	
03	Erica Sanders	12-0	206	17.2	13-23	.565	0-0	.000	4-6	.667	8	10	18	1.5	18	0	4	16	0	22	30	2.5	
04	Abigayle Jackson	15-0	91	6.1	9-23	.391	1-7	.143	2-6	.333	9	13	22	1.5	18	0	0	11	8	1	21	1.4	
12	Justice Wright	15-0	95	6.3	6-17	.353	0-0	.000	3-8	.375	11	16	27	1.8	13	0	3	12	5	7	15	1.0	
21	Isabella Lopez	13-0	75	5.8	3-15	.200	2-9	.222	1-2	.500	1	4	5	0.4	4	0	6	15	0	1	9	0.7	
32	Sira Toure	7-0	26	3.7	2-8	.250	0-3	.000	0-1	.000	2	2	4	0.6	3	0	0	2	0	1	4	0.6	
Team											29	24	53					8					
Total.....		16	3200		400-997	.401	65-258	.252	181-275	.658	249	317	566	35.4	299	4	190	240	42	232	1046	65.4	
Opponents.....		16	3200		300-754	.398	97-315	.308	195-286	.682	168	375	543	33.9	264	-	186	398	42	117	892	55.8	

TEAM STATISTICS	AU	OPP	Date	Opponent	Score	Att.
SCORING	1046	892	11/13/17	at Virginia Tech	L 63-72	2156
Points per game	65.4	55.8	11/16/17	NORTH CAROLINA A&T	W 63-53	1489
Scoring margin	+9.6	-	11/19/17	LOUISIANA TECH	W 75-59	1879
FIELD GOALS-ATT	400-997	300-754	11/24/17	vs Georgetown	W 60-40	552
Field goal pct	.401	.398	11/25/17	vs Northwestern	L 48-49	534
3 POINT FG-ATT	65-258	97-315	11/26/17	vs Chattanooga	L 41-50	596
3-point FG pct	.252	.308	11/29/17	UL-MONROE	W 67-41	2769
3-pt FG made per game	4.1	6.1	12-3-17	at Indiana	W 65-53	2966
FREE THROWS-ATT	181-275	195-286	12/8/17	at Louisiana	W 70-60	826
Free throw pct	.658	.682	12/09/17	SOUTHERN	W 65-47	2589
F-Throws made per game	11.3	12.2	12/19/17	SOUTHEASTERN LA.	W 80-46	1585
REBOUNDS	566	543	12/28/17	XAVIER (LA.)	W 70-44	1749
Rebounds per game	35.4	33.9	* 12/31/17	FLORIDA	W 84-55	1788
Rebounding margin	+1.4	-	* 01/04/18	at Tennessee	L 59-70	8663
ASSISTS	190	186	* 01/07/18	TEXAS A&M	L 73-82	1980
Assists per game	11.9	11.6	* 01/11/18	at #9/8 South Carolina	L 63-71	12011
TURNOVERS	240	398	* - Conference game			
Turnovers per game	15.0	24.9				
Turnover margin	+9.9	-				
Assist/turnover ratio	0.8	0.5				
STEALS	232	117				
Steals per game	14.5	7.3				
BLOCKS	42	42				
Blocks per game	2.6	2.6				
ATTENDANCE	15828	28304				
Home games-Avg/Game	8-1978	5-5324				
Neutral site-Avg/Game	-	3-561				

Score by Periods	1st	2nd	3rd	4th	Totals
Auburn	218	247	257	324	1046
Opponents	234	194	216	248	892

2017-18 Auburn Women's Basketball
Auburn Combined Team Statistics (as of Jan 11, 2018)
Conference games

RECORD:	OVERALL	HOME	AWAY	NEUTRAL
ALL GAMES	1-3	1-1	0-2	0-0
CONFERENCE	1-3	1-1	0-2	0-0
NON-CONFERENCE	0-0	0-0	0-0	0-0

#	Player	gp-gs	min	avg	Total		3-Point		F-Throw		Rebounds				a	to	blk	stl	pts	avg				
					fg-fga	fg%	3fg-fga	3fg%	ft-fa	ft%	off	def	tot	avg							pf	dq		
33	Janiah McKay	4-4	138	34.5	29-79	.367	0-9	.000	29-32	.906	3	8	11	2.8	8	1	18	10	1	6	87	21.8		
00	Daisa Alexander	4-0	114	28.5	27-74	.365	8-27	.296	8-8	1.000	2	7	9	2.3	11	0	10	6	0	9	70	17.5		
20	Unique Thompson	4-4	132	33.0	19-50	.380	0-0	.000	3-5	.600	20	20	40	10.0	10	0	4	10	2	8	41	10.3		
05	Emari Jones	4-4	109	27.3	11-27	.407	6-17	.353	2-2	1.000	4	12	16	4.0	18	2	4	4	0	6	30	7.5		
15	Jazmine Jones	4-4	130	32.5	11-25	.440	0-0	.000	3-7	.429	21	5	26	6.5	11	0	6	5	0	7	25	6.3		
14	Tiffany Lewis	4-4	82	20.5	7-23	.304	5-17	.294	2-2	1.000	2	1	3	0.8	9	0	1	2	1	6	21	5.3		
04	Abigayle Jackson	4-0	12	3.0	1-4	.250	1-3	.333	0-0	.000	0	0	0	0.0	6	0	0	2	0	0	3	0.8		
23	Jessica Jones	4-0	58	14.5	1-3	.333	0-0	.000	0-0	.000	5	2	7	1.8	11	0	1	1	3	6	2	0.5		
32	Sira Toure	4-0	16	4.0	0-2	.000	0-1	.000	0-0	.000	2	1	3	0.8	2	0	0	0	0	1	0	0.0		
21	Isabella Lopez	1-0	1	1.0	0-0	.000	0-0	.000	0-0	.000	0	1	1	1.0	0	0	1	0	0	0	0	0.0		
12	Justice Wright	4-0	8	2.0	0-3	.000	0-0	.000	0-0	.000	1	2	3	0.8	1	0	0	0	0	0	0	0.0		
Team											12	8	20											
Total.....		4	800		106-290	.366	20-74	.270	47-56	.839	72	67	139	34.8	87	3	45	44	7	49	279	69.8		
Opponents.....		4	800		93-194	.479	18-56	.321	74-105	.705	47	111	158	39.5	55	-	54	94	21	26	278	69.5		

TEAM STATISTICS	AU	OPP	Date	Opponent	Score	Att.
SCORING	279	278	* 12/31/17	FLORIDA	W 84-55	1788
Points per game	69.8	69.5	* 01/04/18	at Tennessee	L 59-70	8663
Scoring margin	+0.3	-	* 01/07/18	TEXAS A&M	L 73-82	1980
FIELD GOALS-ATT	106-290	93-194	* 01/11/18	at #9/8 South Carolina	L 63-71	12011
Field goal pct	.366	.479	* - Conference game			
3 POINT FG-ATT	20-74	18-56				
3-point FG pct	.270	.321				
3-pt FG made per game	5.0	4.5				
FREE THROWS-ATT	47-56	74-105				
Free throw pct	.839	.705				
F-Throws made per game	11.8	18.5				
REBOUNDS	139	158				
Rebounds per game	34.8	39.5				
Rebounding margin	-4.7	-				
ASSISTS	45	54				
Assists per game	11.3	13.5				
TURNOVERS	44	94				
Turnovers per game	11.0	23.5				
Turnover margin	+12.5	-				
Assist/turnover ratio	1.0	0.6				
STEALS	49	26				
Steals per game	12.3	6.5				
BLOCKS	7	21				
Blocks per game	1.8	5.3				
ATTENDANCE	3768	20674				
Home games-Avg/Game	2-1884	2-10337				
Neutral site-Avg/Game	-	0-0				

Score by Periods	1st	2nd	3rd	4th	Totals
Auburn	56	66	77	80	279
Opponents	92	51	63	72	278



Daisa Alexander
Sophomore • G • 5-8
Decatur, Ga.
Southwest DeKalb HS



Bria Johnson
Senior • G • 5-8
Baton Rouge, La.
Episcopal HS



Erica Sanders
Junior • G • 5-10
San Antonio, Texas
Johnson HS



Abigayle Jackson
Freshman • F • 6-3
Little Rock, Ark.
Little Rock Central HS



Emari Jones
Junior • G • 6-2
Chicago, Ill.
Shawnee CC



Kiyae' White
Freshman • F • 6-2
Macungie, Pa.
Emmaus HS



Justice Wright
RS Junior • C • 6-4
Macon, Ga.
Clemson



Tiffany Lewis
RS Senior • G • 5-8
Chattanooga, Tenn.
Clemson



Jazmine Jones
Senior • F • 6-2
Winston-Salem, N.C.
West Forsyth HS



Unique Thompson
Freshman • F • 6-3
Theodore, Ala.
Faith Academy



Isabella Lopez
Freshman • G • 5-7
Miami, Fla.
Northeast HS



Crystal Primm
Junior • G • 5-11
West Palm Beach, Fla.
Duke



Jessica Jones
Senior • F • 6-2
Winston-Salem, N.C.
West Forsyth HS



Sira Toure
Senior • G • 5-6
Kennewick, Wash.
Weber State



Janiah McKay
Junior • G • 5-6
Gainesville, Fla.
Gainesville HS



Terri Williams-Flournoy
Head Coach
Penn State (1991)
Sixth Season



Ty Evans
Associate Head Coach
Wisconsin-Whitewater (1995)
Sixth Season



Adrian Walters
Assistant Coach
St. Francis (Pa.) (1987)
Sixth Season



Clarisse Garcia
Assistant Coach
Villanova (2007)
Second Season