ARKANSAS RAZORBACKS

One Final Four Appearance » 22 Postseason Appearances » 27th Season In The SEC » More Than 400 Home Wins » More Than 700 Program Victories

/// THE SERIES ///

Series Record	14-22
Fayetteville	8-9
Away	5-11
Neutral	1-2
Last 5	2-3
Neighbors versus this opponent	First Meeting

/// MEDIA ///

SEC Network Plus
Talent: Roy Philpott & Brooke Weisbrod

Razorback Sports Network
Phil Elson & Erin Portman
Listen: Little Rock - KABZ-FM-103.7
Fayetteville - KQSM-FM-92.1
Fayetteville - KYNG-AM - 1590*
Fort Smith - KFPW-AM-1230
Fort Smith - KHGG-AM-1580*
Rogers - KURM-AM-790/FM-100.3

*Only if there are conflicts with the FM station

/// SCHEDULE & RESULTS ///

NOVEMBER (5-2)		MEDIA	W/L	SCORE
2	Northeastern St (Exh)	-	W	82-74
10	Sam Houston State	SECN+	W	65-54
12	Samford	SECN+	W	84-63
16	at RV Nebraska	BTN	L	80-69
20	at Oral Roberts	Cox Sports	W	77-66
24	UTEP!	-	L	64-61
25	New Mexico State!	-	W	69-60
29	Abilene Christian	SECN+	W	79-65

DECEMBER (5-2)		MEDIA	W/L	SCORE
3	at Kansas^	JTV/ESPN3	L	71-60
7	Charlotte	SECN+	W	73-72
10	Tulsa	SECN+	W	67-41
17	UT Arlington	SECN+	W	91-57
21	at RV/RV Arizona St.	Tempe, Arizona	L	89-43
28	Grambling State	SECN+	W	79-62
31	Ole Miss*	SECN+	W	73-72

JANUARY (0-3)		MEDIA	W/L	SCORE
4	at #5/3 Miss State*	SEC Network	L	111-69
7	-/rv Alabama*	SEC Network	L	83-76
11	atrv/rv Georgia*	SECN+	L	78-65
14	at Auburn*	SEC Network	-	4 p.m.
18	RV Florida*	SEC Network	-	6 p.m.
21	at Missouri*+	SEC Network	-	4 p.m.
25	at S Carolina*+	SEC Network	-	5:30 p.m.
29	RV Kentucky*	SEC Network	-	6 p.m.

FEBRUARY (0-0)		MEDIA	W/L	SCORE
4	at Alabama*	SEC Network	-	1 p.m.
8	Tennessee*	SECN+	-	7 p.m.
11	Missouri*	SEC Network	-	4 p.m.
15	at Kentucky*	SECN+	-	6 p.m.
18	LSU*>	SECN+	-	2 p.m.
22	Texas A&M*	SECN+	-	7 p.m.
25	at Vanderbilt*	SECN+	-	2 p.m.
28	SEC Tournament	SECN/ESPN/2	-	Nashville

MARCH (0-0)		MEDIA	W/L	SCORE
1-4	SEC Tournament	SECN/ESPN/2	-	Nashville

* - Southeastern Conference Game
! - UTEP Classic (El Paso, Texas)
^ - SEC/Big 12 Challenge
+ - We Back Pat
> - Play4Kay
All home games played in Bud Walton Arena (19,200) Rankings: AP/Coaches Poll

Sign up for Mike Neighbors' newsletter and listen to his podcasts at

CoachNeighbors.com

ARKANSAS RAZORBACKS
10-7, 1-3 SEC
Head Coach: Mike Neighbors
Alma Mater: Arkansas, 1993
Record: 108-48 (5) Arkansas Record: 10-7 (1)

AUBURN TIGERS
10-6, 1-3 SEC
Head Coach: Terri Williams-Flournoy
Alma Mater: Penn State, 1991
Record: 241-186 (14) AU Record: 98-82 (6)

Auburn, Alabama | Auburn Arena | 4 p.m. CST | http://bit.ly/ArkatAU | Razorback Radio Network | http://bit.ly/2mz-RBFz

PREVIOUS GAME

»Jailyn Mason was the first Razorback in double figures. It is her 10th double-figure game of the year and her fourth in a row.

»Malica Monk was in double figures for the 16th time this season. It was the 10th time this year that Monk has led the team in scoring.

»Bailey Zimmerman had a season-best 11 points. She was 1-for-29 from distance but went 3-for-5 from 3-point range in the game.

»Arkansas had 10 steals. It is the sixth time this season the Razorbacks have posted double digit steals.

ABOUT ARKANSAS

»The Razorbacks are the only SEC team that does not return a double-figure scorer.

»Arkansas is 8-1 at home this season including an SEC win over Ole Miss. Arkansas has won double-digit home games 16 times and the single-season best is a 15-4 home record in 1998-99.

»Arkansas is in the midst of playing four of five games on the road. The Razorbacks have back-to-back SEC road contests at Georgia (Jan. 11) and at Auburn (Jan. 14). They host Florida (Jan. 18) and again go back-to-back with games at Missouri (Jan. 21) and at South Carolina (Jan 25).

»Arkansas **is first in the SEC** and ranks **19th in the country** for fewest turnovers with just 198 this year.

»Arkansas **ranks second the SEC** and is **16th in the country** with just 12.4 turnovers per game.

»Arkansas **ranks second in the SEC** and is **19th in the country** with 424 3-point field goals attempted.

»Arkansas ranks **second in the SEC** with 7.9 3-point field goals made per game and **fourth** for 3-pointers made with 127.

The Fourth Quarter Is Ours

»Arkansas has taken the same number or more shots than its opponent and more 3-pointers in 14 of 17 games.

»Arkansas has outrebounded or had the same number of rebounds in eight games including six in a row prior to the ASU game.

»Arkansas has had the same or fewer turnovers in the fourth quarter in 10 games.

»Arkansas has outscored opponents 335-333 in the final 10 minutes.

Better Numbers

»Devin Cosper has 41 3-pointers made - 16 better than her single season best. She has scored more points (275) through 17 games than she did all of last season (187 pts/29 g).

»Cosper scored 104 points in SEC games last year - she has 63 points in four games this season.

»Jailyn Mason has made 25 3-pointers through 17 games. She made 19 in 30 games last year.

»Malica Monk has scored 281 points in 17 games. Her single season best was 247 points set in 27 games last year.

»Malica Monk has made 75 free throws - more makes than the two previous years combined.

/// STATISTICAL COMPARISONS ///

	ARKANSAS	AUBURN
PTS / GAME	70.6	65.4
PTS ALLOWED / GAME	69.9	55.8
FG %	.376	.401
FG DEFENSE %	.399	.398
3-PT FG %	.297	.252
3-PT FG DEFENSE %	.326	.308
REB / GAME	41.6	35.4
REB ALLOWED / GAME	43.1	33.9
LEADING SCORER	Monk, 16.5	McKay, 16.9
LEADING REBOUNDER	Williams, 7.5	Thompson, 9.2

LAST GAME STARTERS

3 MALICA MONK

PPG	FG%	RPG	APG
16.5	.374	3.6	4.2

10 KIARA WILLIAMS

PPG	FG%	RPG	BPG
7.	.476	7.5	1.3

14 JAILYN MASON

PPG	FG%	RPG	APG
10.3	.404	4.2	3.1

21 DEVIN COSPER

PPG	FG%	RPG	3PFG
16.2	.366	7.2	2.6

22 BAILEY ZIMMERMAN

PPG	FG%	RPG	MIN
2.9	.239	2.9	21.4

NUMERICAL ROSTER

No.	Name	Pos	Ht	Cl	Hometown/HS/Previous School
0	A'Tyanna Gaulden*	G	5-7	RSo	Ocilla, Ga./Americus Sumter HS/Florida State
1	Raven Northcross-Baker	G	5-7	Jr	Malvern, Ark./Malvern HS/Chipola College
3	Malica Monk	G	5-5	Jr	N. Little Rock, Ark./NLR HS
4	Keiryn Swenson	G/F	6-1	Jr	Wichita, Kan. /Maize HS
10	Kiara Williams	F/C	6-1	So	Little Rock, Ark./LR Central HS
13	Grayce Spangler	G	5-10	Fr	Fayetteville, Ark. Fayetteville HS
14	Jailyn Mason	PG	5-9	So	Mason, Ohio/William Mason HS
20	Sydney Stout	F	6-0	So	Bixby, Okla./Bixby HS
21	Devin Cosper	G	5-10	SGr	Coffeyville, Kan./Field Kindley HS/Coffeyville CC
22	Bailey Zimmerman	G/F	6-0	Jr	St. Vincent, Ark. /Wonderview HS
24	Taylah Thomas	F	6-1	Fr	Arlington, Texas/Mansfield Timberview HS
30	Macy Weaver	F	6-3	Fr	Davis Junction, Ill./Stillman Valley HS
33	Chelsea Dungee*	G	5-11	RSo	Sapulpa, Okla./Sapulpa HS/Oklahoma
51	Brenna McClure	G	5-6	RSo	Lyons, Kansas/Lyons HS/Hutch CC

*Will not play the 2017-18 season due to NCAA transfer rules

ALPHABETICAL ROSTER

No.	Name	Twitter
21	Devin Cosper	@devidevv__
33	Chelsea Dungee*	@ChelseaDungee22
0	A'Tyanna Gaulden*	@AtyannaGaulden
51	Brenna McClure	@mcclurebrenna
14	Jailyn Mason	@jaimason14
3	Malica Monk	@TheRealMalica
1	Raven Northcross-Baker	@ravenbaker_4
13	Grayce Spangler	@grayce_1313
20	Sydney Stout	@sydeny_stout_
4	Keiryn Swenson	@KiKi_Sweezyy
24	Taylah Thomas	@hailtaylahh
30	Macy Weaver	@macyweaver528
10	Kiara Williams	@kiara_will22
22	Bailey Zimmerman	@Bailey_Ann22

COACHING STAFF

Title	Name	Year	Alma Mater
Head Coach	Mike Neighbors	First Season	Arkansas, 1993
Assistant Coach	Todd Schaefer	First Season	Thomas More College, 1995
Assistant Coach	Lacey Goldwire	First Season	Oklahoma State, 2010
Assistant Coach	Pauline Love	First Season	Southern Miss, 2010
Director of Operations	Amber Shirey	30th Season	Arkansas, 1992
Director of Video and Scouting	Jeff Brazil	11th Season	Arkansas, 2010
Dir. of Student-Athlete Devel.	C'eira Ricketts	1st Season	Arkansas, 2015

FA-NETIK PRONUNCIATIONS

No.	Name	Pronunciation
0	A'Tyanna	AH-tee-ah-nuh
3	Malica	mal-ick-cuh
4	Keiryn	KEER-runn
10	Kiara	Key-AIR-uh
13	Grayce	GRACE
14	Jailyn	JAY-lyn
24	Taylah	TAY-luh

MARGIN OF VICTORY/DEFEAT

	1	2	3	4	5	6	7	8	9	10	11-15	16-19	20+	Record
Wins	2	-	-	-	-	-	-	-	1	-	3	1	3	10
Losses	-	-	1	-	-	-	1	-	-	-	3	-	2	7

Most First Period Points

2017-18	27	Samford (11-12-17)
All-Time	29	at Alabama (1-15-17)
Opponent	26	at Arizona State (12-21-17)

Fewest First Period Points

2017-18	3	UTEP (11-24-17)
All-Time	3	UTEP (11-24-17)*
Opponent	6	SHSU (11-11-16)

Most Second Period Points

2017-18	25	Grambling State (12-27-17)
All-Time	31	HBU (12-28-16)
Opponent	35	at #2 S. Carolina (1-3-16)

Fewest Second Period Points

2017-18	6	at Arizona State (12-21-17)
All-Time	4	vs. Kentucky (2-17-17)
Opponent	3	at Alabama (1-15-17)

Most First Half Points

2017-18	42	Samford (11-12-17)
All-Time	65	Tenn State (11-27-88)
Opponent	63	Texas (1-9-89)

Fewest First Half Points

2017-18	14	at Arizona State (12-21-17)
All-Time	11	at Missouri (3-1-15)*
Opponent	8	Montana State (1-5-03)

Most Third Period Points

2017-18	26	Alabama (1/7/18)*
All-Time	34	HBU (12-28-16)*
Opponent	30	at Miss State (1-4-18)*

Fewest Third Period Points

2017-18	11	at Arizona State (12-21-17)
All-Time	7	Vanderbilt (1-19-17)*
Opponent	4	LSU (1-21-16)

Most Fourth Period Points

2017-18	28	UT-Arlington (12-17-17)
All-Time	32	Tulsa (11-23-15)
Opponent	30	at Miss State (1-4-18)

Fewest Fourth Period Points

2017-18	11	Ole Miss (12-31-17)
All-Time	5	#7 Ore. St. (11-28-15)
Opponent	10	#24 Missouri (1-17-16)*

Largest Margin of Victory

2017-18	34 (91-57)	UT-Arlington (12-17-17)
All-Time	79 (108-29)	B Wesleyan (2-18-77)
Opponent	54 (28-82)	La Tech (11-30-78)

*Most Recent

RECORD FACTS

Overall	10-7
At Home (Bud Walton Arena)	8-1
On The Road | Neutral	1-6 | 1-0
White | Cardinal | Anthracite Uniforms	8-1 | 2-6 | 0-0

HALFTIME/LEADS/OVERTIME

Leading at the half, home/road/neutral	7-0 (5-0/1-0/0-0)
Tied at the half, home/road/neutral	-
Trailing at the half, home/road/neutral	3-7 (2-1/0-6/1-0)
Games decided by 5 points or fewer	2-1
Games decided by 10 points or fewer	2-2
Leading at the start of the 4Q	9-1
Overtime games	-

OFFENSE

Scoring less than 50 points	0-1
Scoring 51-60 points	0-1
Scoring 61-70 points	3-4
Scoring 70+ points	7-1
2 Players Or Less in Double Figures	3-4
3 Players in Double Figures	3-3
4 Players in Double Figures	2-0
5 Players in Double Figures	2-0
When shooting 50 percent or higher	-
When shooting less than 50 percent	10-7

REBOUNDING/TURNOVERS

When outrebounding opponent	7-0
When outrebounded	2-7
When rebounds are even	1-0
When grabbing 10+ offensive reb	8-5
When forcing 15+ turnovers	6-3
When committing 10 or fewer turnovers	5-1
When committing 15+ turnovers	2-5

Months

In November	5-2
In December	5-2
In January	0-3
In February	-
In March	-

FACEBOOK.COM/RAZORBACKWBB
@RAZORBACKWBB (T&I)
HTTP://BIT.LY/YOUTUBEKICKIN
COACHNEIGHBORS.COM

NEIGHBORS' PHILOSOPHY

GRAD STUDENT DEVIN COSPER

»Only "senior" on the team
»Missed the opening game last season after a death in the family
»Averaged 6.4 ppg and 2.2 rpg last season and 7.7 ppg and 2.8 rpg for her career
»Graduated in May 2017 with a degree in broadcast journalism
»Interned at RSN, Arkansas' broadcast studio
»Wears the SEC graduate patch on her jersey
»Named "Comback Student-Athlete of the Year at annual HOGSPY awards after rebounding from an injury and a death in the family

FUNCTIONALLY FAST

You will hear Mike Neighbors say this a lot. He wants his teams to play as fast as possible and still function at a high level. That may look different from possession to possession depending on what Arkansas is running.

TRUST, TALENT AND TIME

My program will be built on three things. It's very simple.
TRUST – The highest form of loyalty that has to be earned, managed and sometimes re-earned. If we don't have this, nothing will work and the stool's legs will fall off and everything will collapse.

TALENT – It doesn't mean you can dribble, shoot, pass and rebound. It's a lot of other things like the ability to engage with the fan base and willingness to sign autographs for a 10-year-old child you might be inspiring.

TIME – It's just not being on time or making time. It's how you utilize your time and who you invest your time with and be around.
Trust, talent and time. Those will be our pillars.

FUN FEATURES

Both Mike Neighbors and Jailyn Mason have shoe collections. Mason's collection was featured in a story last year. It can be seen here: http://bit.ly/2ebtLdb

Neighbors got settled into his Fayetteville home in mid August. One of the first things he set up were his shoes.

BESIDE US

One of the things Mike Neighbors stressed when he was hired was his desire to take care of the players, the staff and the fans who have been loyal to the Razorback program. He has told our fans that he wants them to stand "Beside Us". Don't be behind us, stand next to us and go through the process of building our program.

SHOTS AND POSSESSIONS

Mike Neighbors wants a lot of shots and a lot of possessions. Here's a look at the Razorbacks shots this year. The number is often determined by pace of play and Arkansas will push the tempo.

30 AND COUNTING

This year, Arkansas director of operations Amber Shirey enters her 30th season as a Razorback. The former Amber Nicholas was a two-time All-Southwest Conference selection during her four-year playing career from 1989-92. She spent one season (1992-93) as a student coach helping Arkansas transition to the Southeastern Conference. She moved on to a graduate assistant and assistant coach from 1993-94 through the 2006-07 season. In 2007-08 Shirey transitioned to the director of operations position holding that spot until she returned to the sidelines as an assistant coach for the 2013 and 2014 seasons. She moved into her current position as the Executive Director of Operations in 2014-15. She has been a part of seven different head coach's staffs during her tenure.

GAMEDAY CARDS

Coach Neighbors hands out a Gameday Card for each home and away game. One side of the card is branded with a Razorback logo and women's basketball. The other side is a quote that is relevant to something the team has talked about or worked on that week. Check out this week's card here:

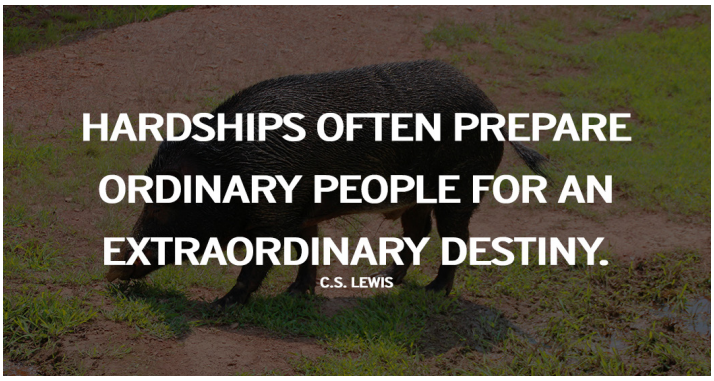

OPPONENT

ABOUT AUBURN

»The Tigers are 10-6 overall and 1-3 in the SEC. They have a win over Florida but, like Arkansas, have lost three in a row (Tennessee, Texas A&M, South Carolina).

»The Tigers have three players averaging double figures paced by Janiah McKay with 16.9 ppg overall and 21.8 ppg in SEC play.

»Daisa Alexander averages 14.1 ppg and Unique Thompson averages 11.2 ppg.

»A similar story - Arkansas and Auburn are similar in many ways. Both turn over their opponents well and both are solid from distance.

»In recent action, Auburn took on defending national champion South Carolina. The Tigers got down early but rallied for a strong finish, playing the Gamecocks nearly even for the final three stanzas.

THE LAST MEETING

Official Basketball Box Score – Game Totals – Final Statistics
AUBURN vs ARKANSAS
02/26/17 2 p.m. at Fayetteville, Ark. (Bud Walton Arena)

AUBURN 70 • 17-13, 7-9 SEC

##	Player		Total FG-FGA	3-Ptr FG-FGA	FT-FTA	Rebounds Off	Def	Tot	PF	TP	A	TO	Blk	Stl	Min
13	FRERKING,KATIE	f	6-17	3-8	1-2	1	9	10	1	16	5	2	3	2	38
23	JONES,JESSICA	f	0-2	0-0	1-4	6	2	8	3	1	0	2	0	3	25
10	MONTGOMERY,BRANDY	g	7-19	2-6	2-2	1	0	1	2	18	0	1	0	3	29
33	MCKAY,JANIAH	g	6-14	0-1	5-6	1	1	2	0	17	3	0	0	0	30
40	DIENG,KHADY	g	0-1	0-0	0-0	0	1	1	3	0	0	0	1	0	15
01	JOHNSON,TYRA		2-4	2-3	0-0	0	0	0	1	6	1	1	0	0	9
03	SANDERS,ERICA		1-3	0-0	2-2	2	5	7	1	4	4	0	1	1	21
05	JONES,EMARI		0-1	0-0	2-2	0	1	1	1	2	1	1	0	0	5
14	LEWIS,TIFFANY		1-6	1-5	0-0	0	1	1	0	3	1	0	0	1	9
15	JONES,JAZMINE		1-1	0-0	1-1	1	1	2	2	3	0	0	1	0	19
	Team					3	1	4							
	Totals		24-68	8-23	14-19	15	22	37	14	70	15	7	6	10	200

1st - FG %: 7-14 50.0% 2nd: 4-20 20.0% 3rd: 3-18 16.7% 4th: 10-16 62.5% Game: 24-68 35.3% Deadball
3FG %: 2-2 100.0% 3-9 33.3% 2-10 20.0% 1-2 50.0% 8-23 34.8% Rebounds
FT %: 4-4 100.0% 0-0 0.0% 1-1 100.0% 9-14 64.3% 14-19 73.7% 2,1

ARKANSAS 64 • 13-16, 2-14 SEC

##	Player		Total FG-FGA	3-Ptr FG-FGA	FT-FTA	Rebounds Off	Def	Tot	PF	TP	A	TO	Blk	Stl	Min
00	JACKSON, Jessica	f	5-20	0-7	4-4	3	9	12	5	14	1	3	0	0	34
04	SWENSON, Keiryn	f	5-9	2-4	0-0	4	1	5	1	12	1	3	0	1	29
35	COOLEY, Alecia	c	4-9	0-0	3-4	4	7	11	1	11	1	1	1	0	33
03	MONK, Malica	g	4-5	2-2	0-1	1	3	4	3	10	4	2	0	1	31
14	MASON, Jailyn	g	0-2	0-2	0-0	1	2	3	2	0	1	2	0	0	20
02	WILSON, Aaliyah		1-7	1-6	0-0	0	5	5	3	3	2	6	1	1	25
20	STOUT, Sydney		0-0	0-0	0-0	0	0	0	0	0	0	0	0	0	0+
21	COSPER, Devin		5-7	4-5	0-0	0	1	1	2	14	2	1	0	1	22
22	ZIMMERMAN, Bailey		0-3	0-2	0-0	0	0	0	0	0	0	0	0	0	6
	Team					1	3	4				1			
	Totals		24-62	9-28	7-9	14	31	45	17	64	12	19	2	4	200

1st - FG %: 5-15 33.3% 2nd: 8-16 50.0% 3rd: 5-14 35.7% 4th: 6-17 35.3% Game: 24-62 38.7% Deadball
3FG %: 2-7 28.6% 3-6 50.0% 1-5 20.0% 3-10 30.0% 9-28 32.1% Rebounds
FT %: 3-4 75.0% 0-0 0.0% 2-3 66.7% 2-2 100.0% 7-9 77.8% 3,1

Officials: Laura C Morris, Metta Roberts, Douglas Knight
Technical fouls: AUBURN-None. ARKANSAS-None.
Attendance: 1685
Estimated Actual Attendance: 1,224
Fouled Out: Arkansas #00 Jackson at 0:10.0 4Q

Score by periods	1st	2nd	3rd	4th	Total
AUBURN	20	11	9	30	**70**
ARKANSAS	15	19	13	17	**64**

Points	In Paint	Off T/O	2nd Chance	Fast Break	Bench
AU	18	19	6	14	18
AR	22	6	13	7	17

Last FG - AU 4th-03:47, AR 4th-00:25.
Largest lead - AU by 7 4th-01:16, AR by 7 3rd-04:50.
AU led for 12:19. AR led for 22:09. Game was tied for 05:32.

Score tied - 7 times.
Lead changed - 6 times.

ABOUT THE SERIES

Series Record: 14-22
In Fayetteville: 8-9
In Away: 5-11
Neutral: 1-2
Last 5: 2-3
Mike Neighbors vs.: First Meeting

Results

11/24/1984	AR	65	Auburn	70	Sanford, Fla.	2/3/2005	AR	51	Auburn	62	Auburn
12/14/1989	AR	69	#7 Auburn	84	Fayetteville	1/12/2006	AR	64	Auburn	60	Fayetteville
1/11/1992	AR	67	#17 Auburn	56	Fayetteville	1/14/2007	AR	65	Auburn	62	Auburn
1/9/1993	AR	49	#21 Auburn	68	Auburn	2/10/2008	AR	68	Auburn	73	Fayetteville
1/22/1994	AR	57	#23 Auburn	66	Fayetteville	3/2/2008	AR	57	Auburn	74	Auburn
1/22/1995	AR	80	Auburn	73	Auburn	3/6/2008	AR	51	Auburn	73	Nashville
2/20/1996	AR	73	#17 Auburn	72 (OT)	Fayetteville	1/18/2009	AR	61	#6 Auburn	70	Fayetteville
2/9/1997	AR	77	Auburn	85	Auburn	3/1/2009	AR	57	#3 Auburn	94	Auburn
2/8/1998	AR	71	Auburn	63	Fayetteville	2/11/2010	AR	73	Auburn	58	Auburn
2/26/1998	AR	59	Auburn	43	Columbus, Ga.	2/13/2011	AR	59	Auburn	64	Fayetteville
2/7/1999	AR	46	#19 Auburn	66	Auburn	1/15/2012	AR	59	Auburn	39	Fayetteville
2/17/2000	AR	56	#13 Auburn	73	Auburn	2/12/2012	AR	51	Auburn	48	Auburn
2/24/2000	AR	58	#13 Auburn	71	Fayetteville	1/3/2013	AR	47	Auburn	50	Auburn
1/28/2001	AR	77	Auburn	68	Fayetteville	2/2/2014	AR	48	Auburn	56	Auburn
2/22/2001	AR	60	Auburn	68	Auburn	1/29/2015	AR	52	Auburn	47	Fayetteville
2/17/2002	AR	88	Auburn	65	Fayetteville	2/15/2015	AR	54	Auburn	36	Auburn
1/26/2003	AR	36	Auburn	64	Auburn	1/24/2016	AR	60	Auburn	71 (OT)	Auburn
1/25/2004	AR	44	#22 Auburn	71	Fayetteville	2/26/2017	AR	64	Auburn	70	Fayetteville

NOVEMBER (5-2)	MEDIA	W/L	SCORE	SERIES	NEIGHBORS
2 Northeastern St. (Exh)	-	W	82-74	2-0	1-0
10 Sam Houston State	SECN+	W	65-54	7-0	1-0
12 Samford	SECN+	W	84-63	1-0	1-0
16 at Nebraska	BTN	W	80-69	0-1	0-1
20 at Oral Roberts	Cox Sports	W	77-66	20-9	1-0
24 UTEP!	-	L	64-61	2-1	0-2
25 New Mexico State!	-	W	69-60	1-0	1-0
29 Abilene Christian	SECN+	W	79-65	1-0	1-0

DECEMBER (5-2)	MEDIA	W/L	SCORE	SERIES	NEIGHBORS
3 at Kansas^	JTV/ESPN3	L	71-60	4-4	0-1
7 Charlotte	SECN+	W	73-72	1-0	1-0
10 Tulsa	SECN+	W	67-41	21-3	1-0
17 UT Arlington	SECN+	W	91-57	7-0	1-0
21 at Arizona State	Pac-12N	L	89-43	1-1	2-5
28 Grambling State	SECN+	W	79-62	8-0	2-0
31 Ole Miss*	SECN+	W	73-72	17-26	1-0

JANUARY (0-3)	MEDIA	W/L	SCORE	SERIES	NEIGHBORS
4 at #5/3 Mississippi State*	SEC Network	L	111-69	18-19	0-2
7 Alabama*	SEC Network	L	83-76	21-15	0-1
11 at Georgia*	SECN+	L	78-65	5-31	First Meeting
14 at Auburn*	SEC Network	-	-	14-22	First Meeting
18 Florida*	SEC Network	-	-	9-27	First Meeting
21 at Missouri*	SEC Network	-	-	11-8	1-0
25 at South Carolina*	SEC Network	-	-	17-16	First Meeting
29 Kentucky*	SEC Network	-	-	13-21	1-0

FEBRUARY (0-0)	MEDIA	W/L	SCORE	SERIES	NEIGHBORS
4 at Alabama*	SEC Network	-	-	21-15	0-1
8 Tennessee*	SECN+	-	-	3-30	First Meeting
11 Missouri*	SEC Network	-	-	11-8	1-0
15 at Kentucky*	SECN+	-	-	13-21	1-0
18 LSU*	SECN+	-	-	16-31	First Meeting
22 Texas A&M*	SECN+	-	-	21-8	1-1
25 at Vanderbilt*	SECN+	-	-	8-24	First Meeting
28 SEC Tournament	SECN/ESPN	-	-		

MARCH (0-0)	MEDIA	W/L	SCORE	SERIES	NEIGHBORS
1-4 SEC Tournament	SECN/ESPN				

* - Southeastern Conference Game
!-UTEP Thanksgiving Tournament (El Paso, Texas)
^-SEC/Big 12 Challenge
All home games played in Bud Walton Arena (19,200)

IMPORTANT STATS

Turnovers Hurt: Arkansas has been good with the ball for much of the season but is struggling a bit in SEC play with 65 miscues in four games. Auburn has grabbed 49 steals and is +12.5 in turnover margin in conference games.

Auburn Defends the Three: The Tigers are allowing opponents to shoot just 32% from distance with only 18 makes from beyond the arc. Arkansas, meanwhile, loves the long shot and will have to work hard to get that shot.

An Arkansas Win Would ...

A win would make Arkansas:
»12-7 on the year
»give Arkansas a road win
»snap a three-game losing streak

SEC STANDINGS 1/12/18

	Conference				Overall					
	W-L	Pct.	H	A	W-L	Pct.	H	A	N	Strk
Miss State	4-0	1.000	2-0	2-0	18-0	1.000	10-0	3-0	5-0	W18
Tennessee	3-1	.750	2-0	1-1	15-1	.938	9-0	3-1	3-0	L1
Georgia	3-1	.750	1-1	2-0	15-2	.882	9-2	6-0	0-0	W3
Missouri	3-1	.750	1-1	2-0	15-2	.882	8-1	4-0	3-1	W2
S Carolina	3-1	.750	2-0	1-1	14-2	.875	8-0	4-1	2-1	W1
Texas A&M	3-1	.750	2-0	1-1	14-4	.778	10-2	3-1	1-1	W3
Alabama	3-1	.750	1-1	2-0	13-4	.765	9-1	4-1	0-2	W3
LSU	2-2	.500	1-1	1-1	10-5	.667	5-1	4-3	1-1	L2
Ole Miss	1-3	.250	1-1	0-2	11-6	.647	9-1	1-4	1-1	L1
Auburn	1-3	.250	1-1	0-2	10-6	.625	7-1	2-3	1-2	L3
Arkansas	1-3	.250	1-1	0-2	10-7	.588	8-1	1-6	1-0	L3
Kentucky	1-3	.250	0-2	1-1	9-9	.500	6-4	3-5	0-0	W1
Florida	0-4	.000	0-2	0-2	8-9	.471	5-6	2-2	1-1	L4
Vanderbilt	0-4	.000	0-2	0-2	4-14	.222	2-7	2-5	0-2	L4

MAKING A RUN ON CAREER NUMBERS

»Devin Cosper has 731 career points ranking 421st in program history.
»Devin Cosper has 321 career 3-point field goal attempts ranking 13th in program history.
»Malica Monk has 638 career points ranking 50th in program history.
»Devin Cosper has already reached her single-season highs for 3-point field goals, 3-point field goals attempted, defensive rebounds, total rebounds and blocks.
»Jailyn Mason has reached her single-season bests for 3-point field goals made and attempted and blocks.
»Malica Monk has reached her single-season highs for field goals attempted, 3-point field goals made and attempted, free throws made and attempted and points.
»Kiara Williams has reached her single-season career-bests for field goals made and attempted, 3-pointers made and attempted, free throws made and attempted, offensive, defensive and total rebounds, assists, blocks, steals and points.

MONK CONTINUES TO LEAD

»Fourteen consecutive games in double figure scoring (snapped at Miss State). Scored in double figures in 16-of-17 games this year.
»Ranks **fourth in the SEC** for field goal attempts (257), **12th** for field goals made (96), **sixth** for minutes played (569.0), **10th** for free throw percent (.770), **10th** for points per game (16.5).
»Seven games with 20+ points with a career-best 24 at Oral Roberts.
»Monk currently has 198 career assists (1.12.18). She is approaching the career top-20 (228 assists).
»At least one 3-pointer in each of the first 10 games with a season-best two 3-pointers three times. A made 3-pointer in 12 games.
»Thirty-two or more minutes played in 12 games.
»Seven consecutive games with at least one steal to start the season with a season-best four steals twice (SHSU, NMSU).
»Has been perfect from the free throw line in seven games (Samford (7-7), Nebraska (3-3), UTEP (3-3), Kansas (4-4), Tulsa (4-4), UTA (12-12), ASU (2-2).
»Double-figure scoring in a single quarter four times (10 | 3Q | Nebraska || 13 | 4Q | ORU) || 10 | 4Q | Kansas || 11 | 4Q | Alabama).
»Has 14 3-point field goals made this year. She had nine 3-pointers in her freshman and sophomore years combined.

COSPER POSTING BIG NUMBERS

»Ten consecutive games in double figure scoring. The streak was snapped versus UTA. Fourteen of 16 games in double figures.
»One of six active SEC players with 7+ season double-doubles.

LEADS AND DEFICITS

Biggest Halftime Lead	17, GSU
Biggest Halftime Lead Lost	-
Biggest Halftime Deficit	38, GSU
Biggest HT Deficit Erased	7, Char.
Biggest Overall Lead	30, Tulsa,4Q
Biggest Win Margin	26, Tulsa
Biggest Loss Margin	46, ASU
Biggest Deficit Overcome	13, SHSU

JUMP BALLS

Arkansas	6
Opponents	11

FIRST POINTS

Williams	8
Mason	4
Monk	3
Cosper	2
Monk	1 (FT)
Zimmerman	1 (FT)

BENCH POINTS

Arkansas	295
Opponent	361

DOUBLE FIGURE POINTS

Malica Monk	16
Devin Cosper	15
Jailyn Mason	10
Kiara Williams	6
Raven Northcross-Baker	3
Taylah Thomas	1
Keiryn Swenson	1
Bailey Zimmerman	1

LEADING SCORER

Monk	9
Cosper	6
Northcross-Baker	2
Mason	1

DOUBLE FIGURES FIRST HALF

Cosper	4
Monk	2
Williams	2
Mason	1
Northcross-Baker	1

DOUBLE FIGURES/QUARTER

Monk	4
Cosper	3
Mason	1
Northcross-Baker	1

20/30-PLUS POINTS

Monk	6 (21, 22, 24, 22, 20, 21)
Cosper	5 (21, 21, 22, 25, 24)
Northcross-Baker	1 (22)

DOUBLE FIGURE REBOUNDS

Cosper	7
Williams	5
Thomas	1

LEADING REBOUNDER

Cosper	7
Williams	6
Thomas	3
Monk	1
Zimmerman	1
Mason	1

DOUBLE DOUBLES

Devin Cosper
SHSU, ORU, NMSU, Char., Tulsa, OM, AL

Williams	NMSU, GSU
Monk	GSU

5+ASSISTS/10+ ASSISTS

Monk	6/1
Mason	3/-
Northcross-Baker	1/-

FIRST OFF THE BENCH

Thomas	13
Northcross-Baker	9
Swenson	6
Williams	1

CHARGES DRAWN

Monk	4
Cosper	2
Northcross-Baker	1
Thomas	1

FORCED 10 SECOND VIOLATION

2017-18	TBA

FORCED SHOT CLOCK VIOLATION

2017-18	6

FORCED INBOUND VIOLATION

2017-18	TBA

AND 1

Malica Monk	10
Kiara Williams	6
Devin Cosper	6
Bailey Zimmerman	3
Jailyn Mason	1
Raven Northcross-Baker	1
Macy Weaver	1
Keiryn Swenson	1

AND 1 CONVERSIONS

Monk	8
Cosper	5
Williams	3
Bailey Zimmerman	3
Northcross-Baker	1
Swenson	1

BUZZER BEATERS

Mason	1 (ACU)
http://bit.ly/2BBy8ua	
Swenson	1 (Kansas)
Mason	1 (MSU)

»**Third in the SEC** with 2.41 made 3-pointers per game. She has 41 made 3-pointers.
»**First in the SEC and 14th in the NCAA** in 3-point field goals attempted (142).
»SEC rankings include **sixth** for double-doubles (6), **third** in field goal attempts (255), **11th** in field goals made (98), and **ninth** in minutes played (33.1 mpg).
»Cosper's 315 3-point field goal attempts ranks 13th in the Arkansas career records. She is approaching the top-20 for 3-point field goals made and is in the top-50 for career points.
»Five games with 20+ points this season.
»Seven career double-doubles all set this season (SHSU, Oral Roberts, NMSU, Charlotte, Tulsa, Ole Miss, Alabama).
»Nineteen consecutive games (last four games of 2016-17) with at least one 3-pointer. (snapped vs Alabama)
»Double-figure scoring in a single quarter three times this year (10 | 1Q | Nebraska || 12 | 1Q | ORU || 11 | 4Q | UTEP).
»Has scored 275 points this year - more than all of last season (187).

JAILYN MASON QUIETLY SHINNING

»Overshadowed by the gaudy numbers tallied by Devin Cosper and Malica Monk, sophomore Jailyn Mason is also putting together a solid season.
»She has 10 games in double figure scoring including a streak of five in a row (ACU-UTA). She is currently on a four-game streak.
»She has three games with 5+ assists.
»Has played multiple positions on the floor.
»While Malica Monk is the spark plug that gets the team going, Jailyn Mason is the captain who takes control and steers the ship.
»Made more 3-pointers through 16 games (24) than all of last year (19)

KIARA WILLIAMS STEPPING UP

»First career double-double with 11 points and 11 rebounds versus New Mexico State. Second one against GSU with 12 points and 16 boards.
»Five career games (all this season) with 10+ rebounds.
»Posted a career-best 16 rebounds at Kansas, tying it versus GSU.
»Tallied a career-best 12 points in a win over ACU and was in double figures in the first half for the first time in her career.
»Six games in double figure scoring including tying her season-best with 13 versus No. 5/3 Mississippi State.

TAKING CARE OF THE BALL

»Arkansas has forced its opponents to turnover the ball more times than they have in 12 games and tied the opponent in TO's once (NMSU).
»Arkansas has forced double digit turnovers in 14 games while committing single digit miscues in five games.
»Arkansas has collected double digit steals in six games.
»Arkansas **is third in the SEC** and ranks **15th in the country** averaging 12.4 turnovers per game.
»According to HerHoopStats.com, Arkansas has a three-point rate of 39.% which ranks 46th of 349 teams. This is the percentage 3-point shots taken by the Razorbacks. That is the best rank for the Razorbacks in the past five seasons. Second-best is 151st. (1.8.18)
»HerHoopStats.com also ranks Arkansas 57th with a 28.2 defensive rebounds per game average.

FROM DISTANCE

»Arkansas ranks **second in the SEC** with 7.9 made 3-pointers per game and is **third** in 3-point field goals made with 127.
»Arkansas is **fourth in the SEC** with 3-pointers attempted with 424. That mark is also **51st in the NCAA.**

Devin Cosper	Communication (undergrad & Masters)
Chelsea Dungee	Rec. & Sport Management
A'Tyanna Gaulden	Journalism: Broadcast
Brenna McClure	Social Work
Jailyn Mason	Journalism: News/Editorial
Malica Monk	Rec. & Sport Management
Raven Northcross-Baker	Criminal Justice
Grayce Spangler	Communication
Sydney Stout	Management
Keiryn Swenson	Accounting
Taylah Thomas	Nursing
Macy Weaver	Kinesiology
Kiara Williams	Childhood Development
Bailey Zimmerman	Apparel Merch./Product Dev.

RALLY RAZORBACKS

»The Razorbacks have had to come from behind to win in four games this year.
»Arkansas trailed by 13 points in the second quarter against SHSU and rallied for the 11-point win at home.
»Arkansas trailed at Oral Roberts by six points in the first quarter and came back to win by 11 points on the road.
»The Razorbacks trailed by seven points against New Mexico State on a neutral court and rallied late to win by nine.
»Arkansas trailed Charlotte, 37-30, at the half and the teams were tied at the end of the third quarter before the Razorbacks escaped with a one-point win.

HOW CLOSE ARE THOSE LOSSES?

»Arkansas trailed Nebraska by three, 72-69, with 2:36 remaining in the game. Nebraska finished with a 7-0 run to win the game.
»After going 0-for-15 in the first quarter at UTEP, the Razorbacks rallied. Arkansas trailed the Miners by one, 62-61, with :38 seconds remaining in the game. UTEP hit a jumper with :08 seconds to seal the win.
»Arkansas trimmed the Kansas lead to four points, 57-53, at the 5:44 mark of the fourth quarter and trailed by two possessions, 66-60, with :39 seconds to go.

LINEUPS

»Arkansas' most common lineup has been Monk, Williams, Mason, Cosper and Zimmerman. This lineup has started 15 of 16 games.
»This group has played 163:13 minutes together, scored 298 points and allowed 255 points for a +43 rating and a +10.54 points per 40 minutes
»The second most common lineup is Monk, Cosper, Thomas, Northcross-Baker and Swenson.
»This group has played 54:09 minutes together scoring 99 points and allowing 91. This is +8 and +5.91 per 40 minutes.

SHARING THE BALL

Twelve of 13 Razorbacks have scored in games this year. All have played and all have attempted a shot. Six of 12 players have recorded double figure points for the season.

BLOCKING WELL

Kiara Williams leads the team with 21 blocked shots through the first 16 games. Williams had only five blocks for the entire season a year ago. The sophomore record is 58 set by Sarah Watkins in 2010-11.

DID YOU KNOW

That Arkansas head coach Mike Neighbors was cut from the Razorback baseball team? He walked on and legendary head coach Norm DiBryan nudged him in the coaching direction saying "You always seem to be in the right place but you don't always make the play."

THE SCHEDULE

Arkansas' non-conference schedule features four teams who went to the post season a year ago. Arizona State played in the first round of the NCAA Tournament while Abilene Christian, UT-Arlington and Grambling were all WNIT teams a year ago. UTA was eliminated in the first round while Abilene Christian and Grambling both reached round two.

The always-tough SEC schedule features eight NCAA Tournament teams including the NCAA Champion South Carolina and the runner up, Mississippi State. Auburn and LSU were eliminated in the first round while Kentucky, Missouri, Tennessee and Texas A&M all bowed out in round two. In addition, Alabama and Ole Miss advanced to the WNIT Tournament. That means Arkansas faces 14 teams who played in the postseason a year ago.

DOUBLE FIGURES IN A QUARTER

Cosper
- 1Q, 10, at Nebraska
- 12, 1Q, at ORU
- 11, 4Q, at UTEP

Monk
- 10, 3Q, at Nebraska
- 13, 4Q, at ORU
- 10, 4Q, at Kansas
- 11, 4Q, Alabama

Mason
- 11, 3Q, UTA

Northcross-Baker
- 12, 4Q, UTA

AGAINST THE POLL

This week's (Jan. 8) Associated Press poll features five SEC teams. Arkansas' schedule is headlined by No. 4 Mississippi State, followed by No. 6 Tennessee both of whom are undefeated. South Carolina is No. 9, followed by No. 12 Missouri, and No. 17 Texas A&M. Arizona State is No. 18 this week and Georgia (10) and LSU (4) are both getting votes.

This week's USA Today Coaches Poll has Mississippi State at No. 3, followed by No. 6 Tennessee, No. 8 South Carolina, No. 13 Missouri, and No. 16 Texas A&M. Arizona State is No. 23 and Georgia is getting votes.

HOME SWEET HOME

»Arkansas has had just one losing home season in 41 years (prior to 2017-18)

»Arkansas is 422-139 (8-0 in '17-18) in home games including a 263-104 record in Bud Walton Arena. Arkansas was 159-35 in Barnhill Arena.

AP TOP 25 (1/8/2018)

RK	TEAM	RECORD	PTS
1	Connecticut (32)	13-0	800
2	Notre Dame	15-1	747
3	Louisville	18-0	741
4	Mississippi State	17-0	702
5	Baylor	14-1	661
6	Tennessee	15-0	641
7	Texas	13-1	617
8	Oregon	15-2	559
9	South Carolina	13-2	557
10	Ohio State	15-2	520
11	Maryland	15-2	476
12	Missouri	14-2	426
13	Florida State	14-2	373
14	UCLA	11-4	367
15	West Virginia	14-2	320
16	Duke	12-4	280
17	Texas A&M	13-4	275
18	Arizona State	13-3	227
18	Iowa	15-2	227
20	Oklahoma State	12-3	224
21	Rutgers	16-2	139
22	Oregon State	11-4	136
23	Michigan	13-4	115
24	California	11-4	67
25	Green Bay	12-2	51

Others receiving votes: Villanova 49, Stanford 30, South Florida 24, Syracuse 22, Georgia 10, Marquette 5, LSU 4, Utah 3, Brown 2, Ball State 1, Belmont 1, Mercer 1

Dropped from rankings: Villanova 21, Stanford 24

USA TODAY TOP 25 COACHES POLL – 1/2/2018

Rank	School	RECORD	PTS
1	Connecticut (32)	13-0	800
2	Notre Dame	15-1	748
3	Mississippi State	17-0	731
4	Louisville	18-0	721
5	Baylor	14-1	658
6	Tennessee	15-0	626
7	Texas	13-1	601
8	South Carolina	13-2	564
9	Oregon	15-2	559
10	Ohio State	15-2	522
11	Maryland	15-2	473
12	Florida State	14-2	399
13	Missouri	14-2	382
14	UCLA	11-4	368
15	West Virginia	14-2	363
16	Texas A&M	13-4	282
17	Iowa	15-2	265
18	Duke	12-4	260
19	Rutgers	16-2	164
20	Michigan	13-4	154
21	Oregon State	11-4	148
22	Oklahoma State	12-3	143
23	Arizona State	13-3	123
24	Green Bay	12-2	102
25	South Florida	12-4	79

Others receiving votes: Syracuse 62, Villanova 40, Virginia 13, Georgia Tech 10, California 8, Marquette 8, DePaul 7, Florida Gulf Coast 4, Miami 4, Georgia 3, Stanford 2, Ball State 2, USC 1, Virginia Tech 1

WHAT'S MY NUMBER

Transfer Chelsea Dungee has a unique background to her jersey number selection. Here is the story in her own words:

I have always played in #22. Every competitive team and school ball team I have always worn #22. #22 was the number my mom played basketball in throughout her high school career. So, I wore #22. A year ago I changed my jersey number to #33. My cousin (more like brother), Reuben, suffered a traumatic brain injury while playing in a high school football game last season and he wore jersey #33. I play in jersey #33 for Reuben. Playing with #33 on back is a reminder that 'Reub' has my back, and I have his.

QUARTER BY QUARTER SCORING

Date	Opponent	W/L	1st	2nd	1st Half	3rd	4th	2nd Half	OT	Total
Nov. 2	NE State (exh)	W, 82-74	20	15	35	18	29	47	-	82*
Nov. 10	SHSU	W, 65-54	5	18	23	23	19	41	-	65
Nov. 12	Samford	W, 84-63	17	15	32	16	26	42	-	84
Nov. 16	Nebraska	L, 80-69	19	11	30	22	17	49	-	69
Nov. 20	ORU	W, 77-66	25	15	40	16	21	37	-	77
Nov. 24	UTEP	L, 64-61	3	17	20	16	25	41	-	61
Nov. 25	New Mexico State	W, 69-60	11	12	23	24	22	46	-	69
Nov. 29	Abilene Christian	W, 79-65	20	14	34	20	25	45	-	79
Dec. 3	Kansas	L, 71-60	12	10	22	21	17	38	-	60
Dec. 7	UNC-C	W, 73-72	13	16	30	19	24	43	-	73
Dec. 10	Tulsa	W, 67-41	21	14	35	13	19	32	-	67
Dec. 17	UTA	W, 91-57	14	23	37	26	28	54	-	91
Dec. 21	Arizona State	L, 89-43	8	6	14	11	18	29	-	43
Dec. 28	Grambling State	W, 79-62	15	25	40	25	14	39	-	79
NonConf Totals			183	196	380	252	270	583	-	917
NonConf Averages			14.1	15.01	29.2	19.4	20.8	44.8	-	70.5
NonConf Highs			25	25	40 (2x)	26	28	54	-	91
NonConf Lows			3	6	14	11	17	29	-	43
*Not included in averages										
Dec. 31	Ole Miss	W, 73-72	19	18	37	25	11	36	-	73
Jan. 4	Mississippi State	L, 111-69	20	19	39	18	12	30	-	69
Jan. 7	Alabama	L, 83-76	13	16	29	26	21	47	-	76
Jan. 11	Georgia	L, 78-65	7	18	25	24	16	40	-	65
Jan. 14	Auburn									
Jan. 18	Florida									
Jan. 21	Missouri									
Jan. 25	South Carolina									
Jan. 29	Kentucky									
Feb. 4	Alabama									
Feb. 8	Tennessee									
Feb. 11	Missouri									
Feb. 15	Kentucky									
Feb. 18	LSU									
Feb. 22	Texas A&M									
Feb. 25	Vanderbilt									
SEC Totals			52	71	130	93	60	153	-	283
SEC Averages			13.0	17.75	32.5	23.3	15.0	38.3	-	70.8
SEC Highs			20	19	39	25	21	47	-	76
SEC Lows			7	16	29	18	11	30	-	65
Season Totals			240	267	510	345	330	736	-	1200
Season Averages			14.1	15.7	30.0	20.3	19.4	43.3	-	70.6
Season Highs			25	25	40 (2x)	26	28	54	-	91
Season Lows			3	6	14	11	11	29	-	43

BY STARTERS

Date	Opponent					
Nov. 2	NE State (exh) - W	Monk	Williams	Mason	Cosper	Zimmerman
Nov. 10	SHSU - W	Monk	Williams	Mason	Cosper	Zimmerman
Nov. 12	Samford - W	Monk	Williams	Mason	Cosper	Zimmerman
Nov. 16	Nebraska - L	Monk	Williams	Mason	Cosper	Zimmerman
Nov. 20	ORU - W	Monk	Williams	Mason	Cosper	Zimmerman
Nov. 25	UTEP - W	Monk	Williams	Mason	Cosper	Zimmerman
Nov. 26	New Mexico State - W	Monk	Williams	Mason	Cosper	Zimmerman
Nov. 29	Abilene Christian - W	Monk	Williams	Mason	Cosper	Zimmerman
Dec. 3	Kansas - L	Monk	Williams	Mason	Cosper	Zimmerman
Dec. 7	UNC-C - W	Monk	Williams	Mason	Cosper	Zimmerman
Dec. 10	Tulsa - W	Monk	Williams	Mason	Cosper	Zimmerman
Dec. 17	UTA - W	Monk	Thomas	Mason	Cosper	Zimmerman
Dec. 21	Arizona State - L	Monk	Williams	Mason	Cosper	Zimmerman
Dec. 28	Grambling - W	Monk	Williams	Mason	Cosper	Zimmerman
Dec. 31	Ole Miss - W	Monk	Williams	Mason	Cosper	Zimmerman
Jan. 4	Mississippi State - L	Monk	Williams	Mason	Cosper	Zimmerman
Jan. 7	Alabama - L	Monk	Williams	Mason	Cosper	Zimmerman
Jan. 11	Georgia - L	Monk	Williams	Mason	Cosper	Zimmerman
Jan. 14	Auburn					
Jan. 18	Florida					
Jan. 21	Missouri					
Jan. 25	South Carolina					
Jan. 29	Kentucky					
Feb. 4	Alabama					
Feb. 8	Tennessee					
Feb. 11	Missouri					
Feb. 15	Kentucky					
Feb. 18	LSU					
Feb. 22	Texas A&M					
Feb. 25	Vanderbilt					

MISCELLANEOUS STATISTICS

Double-Figure Scoring Games

Player	15-16	16-17	17-18	Career
M. Monk	3	13	16	32
K. Swenson		11	1	12
J. Mason		10	10	20
D. Cosper	15	8	15	37
B. Zimmerman		2	1	3
T. Thomas	-	-	1	1
K. Williams	-	-	6	6
R. Northcross-Baker	-	-	3	3
TOTAL	18	44	52	114

20-Point Scoring Games

Player	15-16	16-17	17-18	Career
K. Swenson		1		1
D. Cosper	1	-	5	6
M. Monk	-	-	7	7
R. Northcross-Baker			1	1
TOTAL	1	1	11	13

Double-Figure Rebounding Games

Player	15-16	16-17	17-18	Career
D. Cosper	-	-	7	7
T. Thomas	-	-	1	1
K. Williams	-	-	5	5
TOTAL	x	x	13	13

Double-Doubles

Player	15-16	16-17	17-18	Career
J. Mason (pts/ast)	-	2		2
D. Cosper (pts/reb)	-	-	7	7
K. Williams (pts/reb)	-	-	2	2
M. Monk (pts/ast)	-	-	1	1
TOTAL	-	2	10	12

5+ Steals

Player	15-16	16-17	17-18	Career
M. Monk	-	2	-	2
TOTAL	x	2	-	2

5+ Blocks

Player	15-16	16-17	17-18	Career
TBA	-			
TOTAL	-	x	x	x

5+ Assists

Player	15-16	16-17	17-18	Career
M. Monk	3	4	6	13
J. Mason		6	3	9
D. Cosper		2		2
TOTAL	3	12	9	24

@RazorbackWBB STATISTICS
Arkansas Combined Team Statistics (as of Jan 11, 2018)
All games

RECORD:	OVERALL	HOME	AWAY	NEUTRAL
ALL GAMES	10-7	8-1	1-6	1-0
CONFERENCE	1-3	1-1	0-2	0-0
NON-CONFERENCE	9-4	7-0	1-4	1-0

					Total		3-Point		F-Throw		Rebounds											
##	Player	gp-gs	min	avg	fg-fga	fg%	3fg-fga	3fg%	ft-fta	ft%	off	def	tot	avg	pf	dq	a	to	blk	stl	pts	avg
03	MONK, Malica	17-17	569	33.5	96-257	.374	14-54	.259	75-98	.765	14	48	62	3.6	38	1	68	44	4	32	281	16.5
21	COSPER, Devin	17-17	563	33.1	98-268	.366	41-142	.289	38-50	.760	15	107	122	7.2	47	1	27	43	9	26	275	16.2
14	MASON, Jailyn	17-17	533	31.4	72-178	.404	25-66	.379	6-9	.667	8	64	72	4.2	32	1	50	35	11	28	175	10.3
10	WILLIAMS, Kiara	17-16	331	19.5	50-105	.476	1-1	1.000	25-47	.532	53	74	127	7.5	38	1	6	17	21	20	126	7.4
01	NORTHCROSS-BAKE	17-0	344	20.2	39-108	.361	22-73	.301	18-27	.667	18	26	44	2.6	24	0	24	17	2	10	118	6.9
04	SWENSON, Keiryn	17-0	263	15.5	30-79	.380	21-59	.356	7-11	.636	14	28	42	2.5	20	0	6	17	7	4	88	5.2
24	THOMAS,Taylah	17-1	287	16.9	22-52	.423	3-8	.375	20-30	.667	34	54	88	5.2	33	1	3	14	4	5	67	3.9
22	ZIMMERMAN, Bailey	17-17	364	21.4	16-67	.239	4-34	.118	14-23	.609	21	28	49	2.9	30	1	17	18	8	6	50	2.9
20	STOUT, Sydney	9-0	40	4.4	1-6	.167	1-3	.333	3-6	.500	3	4	7	0.8	1	0	1	1	0	0	6	0.7
13	SPANGLER, Grayce	11-0	36	3.3	2-11	.182	0-5	.000	3-6	.500	1	4	5	0.5	6	0	0	4	0	0	7	0.6
30	WEAVER, Macy	12-0	67	5.6	2-6	.333	0-0	.000	3-7	.429	8	9	17	1.4	13	0	1	2	7	1	7	0.6
51	MCCLURE, Brenna	1-0	3	3.0	0-1	.000	0-0	.000	0-0	.000	0	0	0	0.0	1	0	0	0	0	0	0	0.0
	Team										38	35	73		2			3				
	Total.....	17	3400		428-1138	.376	132-445	.297	212-314	.675	227	481	708	41.6	285	6	203	215	73	132	1200	70.6
	Opponents.....	17	3400		442-1108	.399	110-337	.326	194-275	.705	215	518	733	43.1	297	2	249	250	65	104	1188	69.9

TEAM STATISTICS	AR	OPP
SCORING	1200	1188
Points per game	70.6	69.9
Scoring margin	+0.7	-
FIELD GOALS-ATT	428-1138	442-1108
Field goal pct	.376	.399
3 POINT FG-ATT	132-445	110-337
3-point FG pct	.297	.326
3-pt FG made per game	7.8	6.5
FREE THROWS-ATT	212-314	194-275
Free throw pct	.675	.705
F-Throws made per game	12.5	11.4
REBOUNDS	708	733
Rebounds per game	41.6	43.1
Rebounding margin	-1.5	-
ASSISTS	203	249
Assists per game	11.9	14.6
TURNOVERS	215	250
Turnovers per game	12.6	14.7
Turnover margin	+2.1	-
Assist/turnover ratio	0.9	1.0
STEALS	132	104
Steals per game	7.8	6.1
BLOCKS	73	65
Blocks per game	4.3	3.8
ATTENDANCE	17151	18255
Home games-Avg/Game	9-1906	7-2572
Neutral site-Avg/Game	-	1-250

Score by Periods	1st	2nd	3rd	4th	Totals
Arkansas	253	267	345	335	1200
Opponents	282	277	296	333	1188

	Date	Opponent		Score	Att.
	11/10/17	SHSU	W	65-54	4719
	11/12/17	SAMFORD	W	84-63	1739
	11/16/17	at Nebraska	L	69-80	3459
	11/20/17	at Oral Roberts	W	77-66	2503
	11/24/17	at UTEP	L	61-64	633
	11/25/17	vs NM State	W	69-60	250
	11/29/17	ACU	W	79-65	1132
	12/03/17	at Kansas	L	60-71	1795
	12/07/17	CHARLOTTE	W	73-72	1169
	12/10/17	TULSA	W	67-41	1821
	12/17/17	UT-ARLINGTON	W	91-57	1481
	12/21/17	at Arizona State	L	43-89	1988
	12/28/17	GRAMBLING	W	79-62	1388
*	12/31/17	OLE MISS	W	73-72	1701
*	01/04/18	at #5/3 Mississippi State	L	69-111	5398
*	01/07/18	ALABAMA	L	76-83	2001
*	1/11/18	at Georgia	L	65-78	2229

* - Conference game

@RazorbackWBB STATISTICS
Arkansas Combined Team Statistics (as of Jan 11, 2018)
Conference games only

RECORD:	OVERALL	HOME	AWAY	NEUTRAL
ALL GAMES	1-3	1-1	0-2	0-0
CONFERENCE	1-3	1-1	0-2	0-0
NON-CONFERENCE	0-0	0-0	0-0	0-0

					Total		3-Point		F-Throw		Rebounds											
##	Player	gp-gs	min	avg	fg-fga	fg%	3fg-fga	3fg%	ft-fta	ft%	off	def	tot	avg	pf	dq	a	to	blk	stl	pts	avg
21	COSPER, Devin	4-4	149	37.2	22-57	.386	4-23	.174	15-17	.882	3	35	38	9.5	15	1	10	14	1	8	63	15.8
03	MONK, Malica	4-4	136	34.0	19-64	.297	1-8	.125	18-30	.600	4	10	14	3.5	11	0	11	13	2	5	57	14.3
14	MASON, Jailyn	4-4	141	35.2	22-47	.468	7-14	.500	4-4	1.000	3	13	16	4.0	11	0	9	12	4	9	55	13.8
10	WILLIAMS, Kiara	4-4	71	17.8	10-24	.417	1-1	1.000	5-6	.833	5	16	21	5.3	9	1	2	5	5	3	26	6.5
01	NORTHCROSS-BAKE	4-0	91	22.8	9-23	.391	4-14	.286	3-4	.750	3	3	6	1.5	4	0	4	3	1	2	25	6.3
24	THOMAS,Taylah	4-0	81	20.3	7-16	.438	1-2	.500	3-4	.750	9	12	21	5.3	9	0	1	5	0	0	18	4.5
04	SWENSON, Keiryn	4-0	45	11.3	6-14	.429	4-12	.333	1-1	1.000	4	2	6	1.5	5	0	0	4	2	0	17	4.3
22	ZIMMERMAN, Bailey	4-4	69	17.3	5-9	.556	3-6	.500	4-7	.571	5	6	11	2.8	10	1	5	5	1	1	17	4.3
13	SPANGLER, Grayce	2-0	3	1.5	2-3	.667	0-1	.000	0-1	.000	1	0	1	0.5	1	0	0	2	0	0	4	2.0
30	WEAVER, Macy	2-0	7	3.5	0-0	.000	0-0	.000	1-2	.500	1	0	1	0.5	0	0	0	0	0	0	1	0.5
20	STOUT, Sydney	1-0	4	4.0	0-0	.000	0-0	.000	0-0	.000	0	0	0	0.0	0	0	0	0	0	0	0	0.0
51	MCCLURE, Brenna	1-0	3	3.0	0-1	.000	0-0	.000	0-0	.000	0	0	0	0.0	1	0	0	0	0	0	0	0.0
	Team										9	9	18		1			2				
	Total.....	4	800		102-258	.395	25-81	.309	54-76	.711	47	106	153	38.2	77	3	42	65	16	28	283	70.8
	Opponents.....	4	800		123-269	.457	31-74	.419	67-88	.761	49	118	167	41.8	65	1	70	48	22	28	344	86.0

TEAM STATISTICS	AR	OPP
SCORING	283	344
Points per game	70.8	86.0
Scoring margin	-15.2	-
FIELD GOALS-ATT	102-258	123-269
Field goal pct	.395	.457
3 POINT FG-ATT	25-81	31-74
3-point FG pct	.309	.419
3-pt FG made per game	6.3	7.8
FREE THROWS-ATT	54-76	67-88
Free throw pct	.711	.761
F-Throws made per game	13.5	16.8
REBOUNDS	153	167
Rebounds per game	38.2	41.8
Rebounding margin	-3.5	-
ASSISTS	42	70
Assists per game	10.5	17.5
TURNOVERS	65	48
Turnovers per game	16.3	12.0
Turnover margin	-4.2	-
Assist/turnover ratio	0.6	1.5
STEALS	28	28
Steals per game	7.0	7.0
BLOCKS	16	22
Blocks per game	4.0	5.5
ATTENDANCE	3702	7627
Home games-Avg/Game	2-1851	2-3814
Neutral site-Avg/Game	-	0-0

Score by Periods	1st	2nd	3rd	4th	Totals
Arkansas	59	71	93	60	283
Opponents	65	79	89	111	344

	Date	Opponent		Score	Att.
*	12/31/17	OLE MISS	W	73-72	1701
*	01/04/18	at #5/3 Mississippi State	L	69-111	5398
*	01/07/18	ALABAMA	L	76-83	2001
*	1/11/18	at Georgia	L	65-78	2229

* - Conference game

MORE NUMBERS

MISCELLANEOUS

Opponent	T/O	2ndCh	Paint	FastB	Bench	Ties	Leads	WL	Score	Leads overcome
SHSU	15	5	28	14	13	1	1	W	65-54	trailed by 13/2Q-07:26
Samford	18	5	30	3	23	0	0	W	84-63	
Nebraska	12	14	32	10	11	3	1	L	69-80	lost 2 4th-0:6:21
ORU	15	6	32	18	16	1	1	W	77-66	trailed by 6 1st-04:58
UTEP	22	18	18	14	16	0	0	L	61-64	
NM State	17	16	34	13	15	2	4	W	69-60	trailed by 7 1st-01:06
ACU	28	9	20	0	25	0	1	W	79-65	trailed by 1 1st-09:21
Kansas	10	8	28	6	6	1	1	L	60-71	lost 2 1st-08:40
Charlotte	15	17	32	8	6	1	8	W	73-72	trailed by 9 3rd-9:40
Tulsa	7	13	30	6	12	0	1	W	67-41	trailed by 2 1st-09:14
UTA	23	13	26	17	42	3	2	W	91-57	trailed by 6 1st-4:54
Arizona St.	3	8	22	6	12	0	0	L	43-89	lost 2 1st-09:43
Grambling	18	11	22	3	33	0	0	W	79-62	
Ole Miss	13	10	26	10	23	0	1	W	73-72	trailed by 1 2nd-04:33
#5/3 MSU	3	4	20	11	16	1	1	L	69-111	lost 5 1st-08:28
Alabama	7	7	26	6	13	3	3	L	76-83	lost 7 3rd-02:23
Georgia	11	8	22	8	13	0	0	L	65-78	
Totals	237	172	448	153	295	16	25			
Ave/Game	13.9	10.1	26.4	9.0	17.4	0.9	1.5			
Opponent	250	177	570	92	361	19	25			
Ave/Game	14.7	10.4	33.5	5.4	21.2	1.1	1.5			

GAME BY GAME LEADERS

Date	Opponent	Points	Rebounds	Assists	Steals	Blocks
Nov. 10	SHSU	Monk (18)	Cosper (10)	2 Players (4)	Monk (4)	Mason (3)
Nov. 12	Samford	Monk (21)	2 Players (9)	2 Players (6)	3 Players (3)	Williams (4)
Nov. 16	Nebraska	Monk (22)	2 Players (11)	Monk (6)	Mason (4)	4 Players (2)
Nov. 20	ORU	Monk (24)	Cosper (10)	Monk (4)	Cosper (2)	2 Players (1)
Nov. 24	UTEP	Cosper (22)	Cosper (5)	Monk (5)	Cosper (4)	Weaver (4)
Nov. 25	NMSU	Monk (22)	2 Players (11)	Cosper (4)	Monk (4)	2 Players (1)
No. 29	A. Christian	2 Players (15)	Williams (8)	Mason (8)	Williams (3)	2 Players (1)
Dec. 3	Kansas	Monk (22)	Williams (16)	Monk (5)	Mason (2)	Williams (2)
Dec. 7	Charlotte	Cosper (25)	Cosper (14)	Mason (4)	Williams (4)	Williams (3)
No. 10	Tulsa	Monk (14)	Cosper (11)	Mason (6)	2 Players (1)	2 Players (2)
No. 17	UTA	RNB (22)	Williams (8)	Mason (7)	2 Players (3)	2 Players (1)
Dec. 21	Az State	Monk (12)	3 Players (4)	Monk (2)	Monk (1)	4 Players (1)
Dec. 28	Grambling	Cosper (16)	Williams (16)	Monk (10)	Monk (3)	Monk (1)
Dec. 31	Ole Miss	Cosper (18)	Cosper (11)	2 Players (4)	Cosper (4)	Williams (4)
Jan. 4	Miss State	Mason (15)	Cosper (7)	2 Players (4)	Monk (2)	3 Players (1)
Jan. 7	Alabama	Cosper (24)	Cosper (13)	Cosper (4)	Mason (3)	Mason (2)
Jan. 11	Georgia	Monk (16)	Thomas (8)	3 Players (2)	Mason (5)	Monk (1)
Jan. 14	Auburn					
Jan. 18	Florida					
Jan. 21	Missouri					
Jan. 25	S Carolina					
Jan. 29	Kentucky					
Feb. 4	Alabama					
Feb. 8	Tennessee					
Feb. 11	Missouri					
Feb. 15	Kentucky					
Feb. 18	LSU					
Feb. 22	Texas A&M					
Feb. 25	Vanderbilt					

SPECIALTY STATS

Opponent	Paint	OFF TO	2ND CHANCE	FAST BREAK	BENCH
SHSU	28	15	5	14	13
Samford	30	18	5	3	23
Nebraska	32	12	14	10	11
ORU	32	15	6	18	16
UTEP	18	22	18	14	16
NMSU	34	17	16	13	15
Ab. Christian	20	28	9	0	25
Kansas	28	10	8	6	6
Charlotte	32	15	17	8	6
Tulsa	30	7	13	6	12
UTA	26	23	13	17	42
Arizona State	22	3	8	6	12
Grambling State	22	18	11	3	33
Ole Miss	26	13	10	10	23
Miss State	20	3	4	11	16
Alabama	26	7	7	6	13
Georgia	22	11	8	8	13
Auburn					
Florida					
Missouri					
S. Carolina					
Kentucky					
Alabama					
Tennessee					
Missouri					
Kentucky					
LSU					
Texas A&M					
Vanderbilt					

COMPARISON

@RazorbackWBB STATISTICS
Arkansas Team Game-by-Game (as of Jan 11, 2018)
All games

TEAM STATISTICS

				Total		3-Pointers		Free throws		Rebounds										
Opponent	Date	Score		fg-fga	pct	3fg-fga	pct	ft-fta	pct	off	def	tot	avg	pf	a	t/o	blk	stl	pts	avg
SHSU	11/10/17	65-54	W	25-67	.373	9-33	.273	6-11	.545	10	29	39	39.0	12	15	9	7	8	65	65.0
SAMFORD	11/12/17	84-63	W	29-59	.492	10-27	.370	16-22	.727	5	30	35	37.0	15	17	6	4	7	84	74.5
at Nebraska	11/16/17	69-80	L	27-77	.351	8-32	.250	7-10	.700	18	27	45	39.7	23	10	15	8	12	69	72.7
at Oral Roberts	11/20/17	77-66	W	29-70	.414	6-23	.261	13-18	.722	9	32	41	40.0	18	8	4	2	5	77	73.8
at UTEP	11/24/17	61-64	L	21-70	.300	11-41	.268	8-14	.571	12	15	27	37.4	15	13	4	4	14	61	71.2
vs NM State	11/25/17	69-60	W	25-70	.357	6-26	.231	13-24	.542	22	33	55	40.3	15	10	18	3	12	69	70.8
ACU	11/29/17	79-65	W	25-68	.368	10-25	.400	19-27	.704	17	27	44	40.9	13	13	12	4	13	79	72.0
at Kansas	12/03/17	60-71	L	22-69	.319	5-27	.185	11-15	.733	13	27	40	40.8	24	7	13	6	3	60	70.5
CHARLOTTE	12/07/17	73-72	W	26-75	.347	9-31	.290	12-24	.500	15	30	45	41.2	19	11	10	5	10	73	70.8
TULSA	12/10/17	67-41	W	25-67	.373	6-29	.207	11-19	.579	19	42	61	43.2	10	13	9	7	2	67	70.4
UT-ARLINGTON	12/17/17	91-57	W	30-65	.462	12-28	.429	19-21	.905	13	27	40	42.9	21	19	14	2	11	91	72.3
at Arizona State	12/21/17	43-89	L	17-57	.298	4-18	.222	5-6	.833	9	26	35	42.2	12	7	23	4	1	43	69.8
GRAMBLING	12/28/17	79-62	W	25-66	.379	11-24	.458	18-27	.667	18	30	48	42.7	11	18	13	1	6	79	70.5
OLE MISS	12/31/17	73-72	W	26-61	.426	8-21	.381	13-20	.650	14	24	38	42.4	18	11	15	7	7	73	70.7
at #5/3 Mississippi State	01/04/18	69-111	L	28-62	.452	6-18	.333	7-12	.583	6	23	29	41.5	17	12	16	3	3	69	70.6
ALABAMA	01/07/18	76-83	L	26-70	.371	6-21	.286	18-21	.857	14	29	43	41.6	26	9	17	5	8	76	70.9
at Georgia	1/11/18	65-78	L	22-65	.338	5-21	.238	16-23	.696	13	30	43	41.6	16	10	17	1	10	65	70.6

@RazorbackWBB STATISTICS
Arkansas Points-Rebounds-Assists (as of Jan 11, 2018)
All games

				01	03	04	10	13	14	20	21	22	24	30	
Opponent	Date	Score		NORTHCROS	MONK,MALIC	SWENSON,K	WILLIAMS,K	SPANGLER,	MASON,JAIL	STOUT,SYDN	COSPER,DE	ZIMMERMAN,	THOMAS,TA	WEAVER,MA	M
SHSU	11/10/17	65-54	W	3-2-2	18-2-4	5-1-0	7-2-1	0-0-0	8-5-4	1-1-0	17-12-2	2-3-2	4-4-0	0-0-0	
SAM	11/12/17	84-63	W	0-1-6	21-9-6	9-0-1	10-5-0	0-1-0	12-1-2	1-1-0	18-5-2	0-0-0	13-9-0	0-0-0	
at NEB	11/16/17	69-80	L	3-4-0	22-3-6	3-3-0	6-11-1	DNP	8-5-2	DNP	21-4-0	1-0-0	5-11-1	DNP	
at ORU	11/20/17	77-66	W	8-1-1	24-3-4	6-2-0	8-5-0	DNP	6-2-1	DNP	21-10-1	2-4-1	2-9-0	DNP	
at UTEPW	11/24/17	61-64	L	7-2-3	10-2-5	6-2-0	1-1-0	0-0-0	8-4-2	0-0-0	22-5-0	4-3-2	1-4-0	2-3-1	
vs NMSU	11/25/17	69-60	W	7-2-0	22-7-2	5-6-0	11-11-0	DNP	3-6-2	DNP	17-11-4	1-3-2	3-7-0	DNP	
ACU	11/29/17	79-65	W	15-3-1	15-2-1	3-2-0	12-8-0	0-0-0	13-7-8	0-1-0	11-3-1	3-6-2	7-7-0	0-1-0	
at KU	12/03/17	60-71	L	2-2-1	21-7-5	4-2-0	6-16-0	0-0-0	10-2-1	DNP	17-3-0	0-2-0	0-0-0	0-0-0	
CHA	12/07/17	73-72	W	3-3-1	15-4-3	3-2-0	9-12-0	DNP	12-4-4	DNP	25-14-2	6-3-1	0-0-0	0-2-0	
TLS	12/10/17	67-41	W	1-9-1	14-4-3	7-6-0	13-7-2	0-1-0	11-5-6	0-1-0	11-11-0	6-7-1	4-7-0	0-1-0	
UTA	12/17/17	91-57	W	22-4-3	20-1-6	10-5-2	2-8-0	3-1-0	15-4-7	4-2-0	8-1-1	6-3-0	0-4-0	1-5-0	
at ASU	12/21/17	43-89	L	8-1-1	12-2-2	2-3-1	3-4-0	0-1-0	6-4-1	0-0-0	8-1-1	2-4-1	2-3-0	0-1-0	
GRAMWBB	12/28/17	79-62	W	14-4-0	10-2-10	8-2-2	12-16-0	0-0-0	8-7-1	0-1-1	16-4-3	0-0-0	8-2-1	3-3-0	
OM	12/31/17	73-72	W	9-3-0	12-2-4	8-4-0	5-9-1	DNP	13-2-4	DNP	18-11-1	2-1-1	6-3-0	DNP	
at MS	01/04/18	69-111	L	8-1-1	8-3-4	0-2-0	13-2-0	4-1-0	15-3-4	0-0-0	13-7-3	4-3-0	4-6-0	0-0-0	
UA	01/07/18	76-83	L	2-0-2	21-4-1	9-0-0	6-7-0	0-0-0	12-6-0	DNP	24-13-4	0-2-2	2-4-0	DNP	
at UGA	1/11/18	65-78	L	6-2-1	16-5-2	0-0-0	2-3-1	DNP	15-5-1	DNP	8-7-2	11-5-2	6-8-1	1-1-0	

THE LAST TIME A RAZORBACK TEAM ...

OFFENSE

Scored 110+	110, vs. Providence (11/16/98)
Scored 100+ points at home	101, Houston Baptist, 12-28-16
Scored 100+ points on the road	108, Baylor (3-6-91; SWC Tourn., Dallas, Texas)
Scored 90-99 points	91 vs. UTA, 12-17-17
Scored 90+ points at home	101, Houston Baptist, 12-28-16
Scored 90+ points on the road	91, (91-80 Win in 3OT, 2-10-13, at Alabama)
Scored 80-89 points	84, Samford (11-12-17)
Scored 80-89 points at home	86, Mississippi Valley State (12-28-15)
Scored 80-89 points on the road	88, Southeast Missouri (NM) (11-29-13)
Scored 70-79 points	77, Alabama, 1-7-18
Scored 70-79 points at home	73, Ole Miss, 12-31-17
Scored 70-79 points on the road	77 at Ole Miss, 1-31-13
Scored 60-69 points	69 at #5/3 Mississippi State (1-4-18)
Was held to 50-59	56 at Missouri, 2-12-17
Was held to 49-40	43 at Arizona State, 12-21-17
Was held to 39-20	32, at No. 2 South Carolina (1-3-16)
Was held to 20 or less	N/A
Made 30-39 field goals	30 vs. UTA, 12-17-17
Made 20-29 field goals	26, Alabama, 1-7-18
Made 10-19 field goals	17 at Arizona State, 12-21-17
Made 10 three-point field goals	11, Grambling State, 12-28-17
Did not make a three point basket (began in 1986)	0-10, at Mississippi State (L 44-47), 2-3-13
Made 30 free throws	38 at Florida (38-54); (2-22-04)
Made 15+ Free Throws	18, Grambling State, 12-28-17
Shot 40-49 or better from the field	45.2 (28-62) at #5/3 Mississippi State (1-4-18)
Shot 50-59 or better from the field	52.1 (38-73), Houston Baptist, 12-28-16
Shot 60 percent or better from the field	.600 (36-60) vs. Ole Miss (W, 93-52; 3-3-13)
Held to less than 40 percent from the field	37.1% (26-70), Alabama, 1-7-18
Held to less than 30 percent from the field	29.8 (17-57) at Arizona State, 12-21-17
Held to less than 20 percent from the field	.182 (10-55) vs. No. 6/7 Tennessee (1-8-12; L, 38-69)
Allowed opponent to shoot over 50% from the field	57.9% (44-76) at #5/3 Mississippi State (1-4-18)
Held opponent to less than 40% from the field	37.9% (25-66), Grambling State, 12-28-17
Held opponent to less than 30% from the field	23.2% (16-69), Tulsa, 12-10-17
Held opponent to less than 20% from the field in a half:	.136 (3-22), First Half, Binghamton, 11-30-13
	.200 (5-25), First Half, MVSU, 12-28-13
	.200 (5-25), First Half, Grambling State, 12-29-14
Had 20 or more assists in a game	27, Houston Baptist, 12-28-16

DEFENSE

Allowed 100 points	111 at #5/3 Mississippi State (1-4-18)
Allowed 80+ points	83, Alabama, 1-7-18
Allowed 70-79 points	72, Ole Miss, 12-31-17
Allowed 69-60 points	62, Grambling State, 12-28-17
Held opponent to 59-50 points	57 vs. UTA, 12-17-17
Held opponent to 40-49 points	41, Tulsa, 12-10-17
Held opponent to 39-30	36, Northwestern State, 12-18-16
Held opponent under 45 points three cons. games	45, SHSU (11-8-13, W 81-45);
	33 ORU (11-13-13, W 91-33); 45, Furman (11-16-13, W, 74-45)
Held an SEC opponent under 50 points in 3 cons. games	47, Auburn (1-29-15, W, 52-47); 42,
	Alabama (2-1-15, W, 53-42);
	#24/21 Georgia (2-9-15, W, 54-48)
Held opponent to 29 points or less	23, Binghamton, 11-30-13
Held an opponent under 15 points in a half	13, Northwestern State, 12-18-16
Held opponent under 15 field goals	14, Houston Baptist, 12-28-16
Held opponent under 15% from three-point distance	12.5% (2-16), Tulsa, 12-10-17
Had 70+ rebounds	74, Mississippi Valley State (11-24-89)
Had 60-69 rebounds	61, Tulsa, 12-10-17
Had 50-59 rebounds	55, vs. NMSU, 11-25-17
Had five or more blocked shots in a game	7, Ole Miss, 12-31-17
Had 20 or more steals in a game	20, ORU (11-13-13)
Had 15 or more steals in a game	16, at Florida, 2-9-17
Had 20 or more turnovers in a game	23 at Arizona State, 12-21-17
Forced 20-25 or more Turnovers in a game	22 vs. UTA, 12-17-17

OTHER

Won an overtime game	91-80 Win in 3OT, 2-10-13, at Alabama
Lost an overtime game	Florida (71-66), 1-28-16
Won a double overtime game	73-72, vs. Florida (1-29-12)
Lost a double overtime game	N/A
Won a triple overtime game	91-80 Win in 3OT, 2-10-13, at Alabama
Played consecutive overtime games	1-24-16 at Auburn (lost); 1-28-16 vs Florida (lost)
Won a regular season tournament	Nugget Classic (Reno, Nev., Nov. 25-26, 2016)
Defeated a ranked team	67-61, No. 13 Texas A&M, 1-7-16; 64-59, No. 13 Tenn., 1-14-16
	64-52, No. 24 Missouri, 1-17-16
Defeated a ranked team on the road	57-53, at #19/18 LSU, 2-23-14; 77-76,
	#17/16 Iowa (Las Vegas), 12-18-14
All-time SEC win streak	8 games (1-15-12: Auburn through 2-15-12: at Auburn)
All-time SEC home win streak	5 games (1-15-12: Auburn through 2-9-12: S. Carolina)

THE LAST TIME A RAZORBACK PLAYER ...

Scored 20-24 points	24, Devin Cosper, Alabama, 1-7-18
	21, Malica Monk, Alabama, 1-7-18
Scored 25-29 points	25, Devin Cosper, Charlotte (12-6-17)
Scored 30+ points	34, Jessica Jackson, Houston Baptist, 12-28-16
Scored 20+ points seven times in a season	Jessica Jackson, 2013-14 (22 vs. MTSU, 22 at Missouri,
	23 at Fla., 24 at Georgia, 31 vs. Ole Miss, 23 at Kentucky,
	25 at LSU)
Scored 20+ points eight times in a season	Jessica Jackson, 2015-16 (20 vs. SHSU; 24 at SDSU;
	29 vs. Tulsa, 22 vs. La; 22 vs. No. 5 Texas; 20 at No. 5 MSU;
	25 vs. #13 Tennessee; 25, vs. Alabama; 20)
Double figures in 15 consecutive games (Season)	Jessica Jackson, 11/11/16-, LSU 1-8-17
Scored 23+ points in three consecutive games	Jessica Jackson (24 at Georgia 1-16-14,
	31 vs. Ole Miss 1-19-14, 23 at Kentucky 1-26-14)
Three players scored double figures in 1 game	Alabama, 1-7-18 (Cosper, Monk, Mason)
Four players scored double figures in 1 game	vs. GSU, 12-28-17 (Monk, RNB, Cosper, Williams)
Four players scored doubles figures for 4 cons. games	12-6-12 - 12-21-12; vs. Kansas, Furman, MVSU, and NSU
Five players scored double figures in 1 game	Abilene Christian (11-29-17)
	(Monk, Cosper, Mason, Williams, Northcross-Baker)
Made 10+ field goals in a game	10, Jessica Jackson, Kentucky, 2-16-17
Attempted 15-19 field goals in a game	Monk (17), Cosper (16), Mason (15), Alabama, 1-7-18
Attempted 20+ field goals in a game	23, Devin Cosper, Charlotte (12-6-17)
Attempted 10 free throws in a game	12, Malica Monk vs. UTA, 12-17-17
Made 5 or more three-pointers in a game	6, Raven Northcross-Baker vs. UTA, 12-17-17
Attempted 10+ three-pointers in a game	11, Devin Cosper at Kansas, 12-3-17
Had 10-14 rebounds	13, Devin Cosper, Alabama, 1-7-18
Had 15+ rebounds	16, Kiara Williams, Grambling State, 12-28-17
Had 10 offensive rebounds - Records go back to 05-06	11, Melissa Wolff vs. New Orleans (1-30-15)
Had 10 defensive rebounds - Records go back to 05-06	13, Devin Cosper, Alabama, 1-7-18
Had 10+ assists	10, Malica Monk, Grambling State, 12-28-17
Had 10+ assists in consecutive games	Jailyn Mason (11 vs. HBU, 12-28-16 and 10 at Ole Miss, 1-1-17)
	Calli Berna (11 vs. No. 10/8 KY 2/7/13 and 11 at UA 2/10/13)
Had 5+ blocks in a game	(3x) 5, Jessica Jackson (vs. ORU, 11-13-13);
	(No. 25 Vanderbilt, 2-20-14); (at Tulsa, 12-14-14)
Had 10 or more blocks in a game	9, Robyn Irwin vs. SMSU, 12-19-88 (school record)
Had 5 or more steals in a game	5, Malica Monk vs. NMSU, 11-25-17
Had a double-double	Devin Cosper (18 pts/11 reb), Ole Miss, 12-31-17
Had a double-double in two straight games	2017-18: Devin Cosper (25/14) Charlotte and (11/11) Tulsa
Had two players record a double-double	Kiara Williams (12 pts/16 reb) &
	Malica Monk (10 pts/10 reb)., Grambling State, 12-28-17
Had seven double-doubles in a season	Devin Cosper, 2017-18
	(SHSU, ORU, NMSU, Char., Tulsa, OM, AL)
Had 10+ double-doubles in a season	2006-07, Lauren Ervin (14)
Had a triple-double	14 pts, 13 reb, 12 asts, C'eira Ricketts vs. Auburn (1-18-09)

BENTONVILLE HS (HC)	94
	95
	96
	97
CABOT HS (HC)	98
RKANSAS (DIR OF OPS)	99
	00
TULSA (ASST)	01
	02
	03
	04
COLORADO (ASST)	05
ARKANSAS (ASST)	06
XAVIER (ASST)	07
	08
	09
	10
WASHINGTON (ASST)	11
	12
WASHINGTON (HC)	13
	14
	15
	16
ARKANSAS (HC)	17

MIKE NEIGHBORS YEAR-BY-YEAR

Year	School	Overall	Pct.	Conf.	Pct.	Conf. Finish
2013-14	Washington	20-14	.588	10-8	.556	6/Pac-12
2014-15	Washington	23-10	.697	11-7	.611	5/Pac-12
2015-16	Washington	26-11	.703	11-7	.611	5/Pac-12
2016-17	Washington	29-6	.829	15-3	.833	T2/Pac-12
2017-18	Arkansas	10-7	.588	1-3	.250	TBA
Totals	**5 Years**	**108-48**	**.692**	**48-28**	**.632**	

NEIGHBORS 3-1 IN BWA BEFORE THIS YEAR

As the head coach of Bentonville (Ark.) HS, Mike Neighbors went 3-0 in Bud Walton Arena in the high school play-offs. In 1997, his Tiger team defeated Bryant, Mount St. Mary's and Jonesboro to reach the state finals in Pine Bluff, Ark.

The lone loss occurred when Neighbors was an assistant coach at Tulsa. The 13th-ranked Razorbacks defeated Tulsa, 66-49, that season.

OPEN MIKE

Want to get to know Mike Neighbors in his own words? Check out the links below for stories about Mike, his hire and his dream job at Arkansas.

Mike's First 30 Days	http://bit.ly/First30
Mike's Dream Job	http://bit.ly/MNDreamJob
Mike's Press Conference	http://bit.ly/PressConfVideo

FROM ROOKIE NOD TO NAISMITH NOMINEE

In four short years Mike Neighbors went from a Spalding Maggie Dixon Division I Rookie Coach of the Year nominee in 2014, to a Naismith Women's College Coach of the Year national semifinalist in 2017.

Neighbors guided UW to an historic campaign in 2016-17 leading the Huskies to 27 wins, it's second most in program history, and he was just one shy of the all-time a school record set in 1990 (28).

Picked to place third in the Pac-12 in the preseason poll, UW tied for second in the league with a 15-3 record, it's best conference finish since 2003. The Huskies' 15 conference wins tied for third most in program history. Washington, who entered conference play with the program-best 12 non-conference wins, clinched its first-ever bye in the first round of the Pac-12 Tournament. Washington put together an 11-game win streak and a six-game win streak in Pac-12 play in 2016-17.

COACHES COACHING AT ALMA MATER

Mike Neighbors	Arkansas, 1993
Holly Warlick	Tennessee, 1981

A couple of other coaches have SEC ties. Joni Taylor is the head coach at Georgia and a 2002 graduate of Alabama. Matthew Mitchell is a 1995 graduate of Mississippi State and is the head coach at Kentucky. Nikki Fargas graduated from Tennessee in 1994 and is the head coach at LSU. Vic Schaefer is the head coach at Mississippi State and a 1984 graduate of Texas A&M.

NEIGHBORS BY THE NUMBERS

TOP 10 MOVIES

1. A Few Good Men
2. The Hunt For Red October
3. The Silence Of The Lambs
4. Hoosiers
5. Pretty Woman
6. Moneyball
7. Top Gun
8. JFK
9. The Lion King
10. Purple Rain

See the entire list here: http://www.imdb.com/list/ls004320428/

He has 160 movies that are classified as 'thriller". "Romance" is next with 152 followed by 69 "sport", 58 "mystery", and 32 "sci-fi".

TOP 10 SONGS

1. Sweet Child O' Mine (Guns N' Roses)
2. You Shook Me All Night Long (AC/DC)
3. Man In The Mirror (Michael Jackson)
4. Amarillo By Morning (George Strait)
5. Jessie's Girl (Rick Springfield)
6. Hysteria (Def Leppard)
7. Fishin' In The Dark (Nitty Gritty Dirt Band)
8. The Ballard of Curtis Loew (Lynyrd Skynyrd)
9. Wanted Dead Or Alive (Bon Jovi)
10. Let's Go Crazy (Prince)

TOP 10 TV SHOWS

1. West Wing (first three seasons)
2. The Wire
3. Breaking Bad
4. Seinfeld
5. The Newsroom
6. Prison Break
7. Arrested Development
8. Game of Thrones
9. The Sopranos
10. The Goldbergs

See the entire list here: http://www.imdb.com/list/ls009377912/

Neighbors has 16 comedies, 15 dramas and seven crime shows on the list.

Sign up for Mike Neighbors' newsletter and listen to his podcasts at

CoachNeighbors.com

MIKE NEIGHBORS DEVELOPS PLAYERS FOR THE NEXT LEVEL

Mike Neighbors has worked with 11 WNBA Draft Picks

YEAR	UNIVERSITY	PLAYER	ROUND	OVERALL	TEAM NOTE
2017	Washington	Kelsey Plum	1	1	San Antonio Spurs ! @
	Washington	Chantel Osahor	2	21	Chicago Sky ! @
2016	Washington	Talia Walton	3	29	Los Angeles Sparks ! @
2011	Xavier	Amber Harris	1	4	Minnesota Lynx #
	Xavier	Ta'Shia Phillips	1	8	Atlanta Dream #
	TAMU/UAFS	Tanisha Smith	2	22	Seattle Storm #
	Colorado	Brittany Spears	2	19	Phoenix Mercury *
2009	Arkansas	Shameka Christon	1	5	New York Liberty #
2008	Arkansas	Lauren Ervin	3	37	Connecticut Sun #
2006	Tulsa	Megan Moody	-	-	Houston Comets Free Agent #
2003	Tulsa	Allison Curtin	1	12	Houston Comets ! # Traded to Detroit Shock
	Arkansas	Dana Cherry	2	23	Charlotte Sting

*-Recruited but did not coach
!-At the school when player was drafted
@-Worked with player as a head coach
#-Worked with player as an assistant coach
$-Worked with player as other (GA, etc)

FAST RISE TO ELITE RANKS

Mike Neighbors had a meteoric rise to the top as a head coach at Washington. In four seasons, he amassed 96 wins, had three NCAA Tournament appearances and reached the Final Four. Those accomplishments put him in some rare air.

FIRST FOUR YEARS AS A POWER FIVE HEAD COACH

Coach	School	Wins	NCAA Apps.	NCAA Best
Holly Warlick	Tennessee	108	4	Sweet 16
Mike Neighbors	**Washington**	**98**	**3**	**1 Final Four**
Jeff Walz	Louisville	96	3	1 Final Four
Nikki Fargas	UCLA	95	3	2nd Rnd
Vic Schaefer	Mississippi State	90	2	Sweet 16
Karen Aston	Texas	89	3	1 Elite 8
Matthew Mitchell	Kentucky	86	2	1 Elite 8
Kevin McGuff	Xavier	80	1	1 Elite 8
Dawn Staley	South Carolina	77	1	-
Brenda Frese	Minn./Maryland	72	2	-

BUILDING A FAN BASE

Mike Neighbors saw a 62.9% increase in attendance in his four seasons at Washington. Look for fan engagement to be a big part of future Razorback programs as well.

COACHING TREE

Coach	w/Nabes	Now
Fred Castro	'14, '15, '16	HC Eastern Michigan
Adia Barnes	'14, '15	HC Arizona
Adam Call	'14	AC Eastern Michigan
Morgan Valley	'16	AC Arizona
Todd Schaefer	'16	AC Arkansas
Jasmine Lister	'16	AC DePaul

WANT TO ASK SOME GOOD QUESTIONS?

1. He has had two heart attacks
2. He keeps a lot of lists
3. His lowest moment was he eureka moment
4. He plays guitar and has a band
5. He reads really fast
6. He is an analytics nerd
7. He is a bar-game prodigy

1 RAVEN NORTHCROSS-BAKER

Junior | 5-7 | Guard | Malvern, Arkansas
Chipola JC | Malvern HS

CAREER HIGHS

Points	22	UTA	12-17-17
FG Made	8	UTA	12-17-17
FG Att.	12	UTEP	11-24-17
3P Made	6	UTA	12-17-17
3P Att.	8	UTA	12-17-17
FT Made	7	ACU	11-29-17
FT Att.	8	ACU	11-29-17
Off. Rebounds	3	Grambling	12-18-17
Def. Rebounds	7	Tulsa	12-10-17
Rebounds	9	Tulsa	12-10-17
Assists	6	Samford	11-12-17
Blocks	1	Tulsa	12-10-17
Steals	3	UTA	12-17-17
Minutes	28	Ole Miss	12-31-17

SEASON HIGHS

Points	22	UTA	12-17-17
FG Made	8	UTA	12-17-17
FG Att.	12	UTEP	11-24-17
3P Made	6	UTA	12-17-17
3P Att.	8	UTA	12-17-17
FT Made	7	ACU	11-29-17
FT Att.	8	ACU	11-29-17
Off. Rebounds	3	Grambling	12-18-17
Def. Rebounds	7	Tulsa	12-10-17
Rebounds	9	Tulsa	12-10-17
Assists	6	Samford	11-12-17
Blocks	1	Tulsa	12-10-17
Steals	3	UTA	12-17-17
Minutes	28	Ole Miss	12-31-17

*Most Recent

2017-18 GAME-BY-GAME STATS

				Total		3-Pointers		Free throws		Rebounds													
Opponent	Date	gs	min	fg-fga	pct	3fg-fga	pct	ft-fta	pct	off	def	tot	avg	pf	a	t/o	blk	stl	pts	avg
SHSU	11/10/17		20	1-8	.125	1-6	.167	0-0	.000	2	0	2	2.0	3	2	1	0	0	3	3.0
SAMFORD	11/12/17		22	0-2	.000	0-2	.000	0-0	.000	0	1	1	1.5	1	6	1	0	0	0	1.5
at Nebraska	11/16/17		18	1-4	.250	1-3	.333	0-0	.000	1	3	4	2.3	1	0	1	0	2	3	2.0
at Oral Roberts	11/20/17		22	3-6	.500	1-4	.250	1-2	.500	0	1	1	2.0	3	1	0	0	0	8	3.5
at UTEP	11/24/17		16	3-12	.250	0-6	.000	1-1	1.000	2	0	2	2.0	1	3	0	0	0	7	4.2
vs NM State	11/25/17		18	2-7	.286	1-4	.250	2-4	.500	1	1	2	2.0	4	0	2	0	2	7	4.7
ACU	11/29/17		22	3-6	.500	2-4	.500	7-8	.875	1	2	3	2.1	2	1	0	0	1	15	6.1
at Kansas	12/03/17		14	1-6	.167	0-4	.000	0-0	.000	0	2	2	2.1	4	1	0	0	0	2	5.6
CHARLOTTE	12/07/17		11	1-2	.500	1-2	.500	0-0	.000	0	3	3	2.2	0	1	1	0	0	3	5.3
TULSA	12/10/17		23	0-4	.000	0-3	.000	1-4	.250	2	7	9	2.9	1	1	2	1	0	1	4.9
UT-ARLINGTON	12/17/17		27	8-11	.727	6-8	.750	0-0	.000	2	2	4	3.0	0	3	0	0	3	22	6.5
at Arizona State	12/21/17		19	3-8	.375	2-6	.333	0-0	.000	1	0	1	2.8	0	1	4	0	0	8	6.6
GRAMBLING	12/28/17		21	4-9	.444	3-7	.429	3-4	.750	3	1	4	2.9	0	0	2	0	0	14	7.2
OLE MISS	12/31/17		28	3-5	.600	1-2	.500	2-2	1.000	2	1	3	2.9	0	0	1	0	0	9	7.3
at #5/3 Mississippi State	01/04/18		19	3-9	.333	2-6	.333	0-0	.000	0	1	1	2.8	2	1	1	0	1	8	7.3
ALABAMA	01/07/18		27	1-5	.200	0-3	.000	0-0	.000	0	0	0	2.6	1	2	0	1	1	2	7.0
at Georgia	1/11/18		17	2-4	.500	1-3	.333	1-2	.500	1	1	2	2.6	1	1	1	0	0	6	6.9
Totals		0	344	39-108	.361	22-73	.301	18-27	.667	18	26	44	2.6	24	24	17	2	10	118	6.9

Games played: 17
Minutes/game: 20.2
Points/game: 6.9
FG Pct: 36.1
3FG Pct: 30.1
FT Pct: 66.7

Rebounds/game: 2.6
Assists/game: 1.4
Turnovers/game: 1.0
Assist/turnover ratio: 1.4
Steals/game: 0.6
Blocks/game: 0.1

NOTES

» 17 points in exhibition including 12 points in the first quarter.
» Went 7-for-8 from line versus ACU.
» Had her first 20+ point game as a Razorback with 22 points against UTA.
» Season/career-best six 3-pointers versus UTA.
» Assuming role of "Sixth Woman" and has been among the first off the bench in eight games.
» **University of Arkansas Athletic Department Academic Honor Roll:** Fall, 2017

CAREER STATS

				Total			3-Point			F-Throw			Rebounds											
Year	GP-GS	Min	Avg	FG	FGA	Pct	FG	FGA	Pct	FT	FTA	Pct	Off	Def	Tot	Avg	PF	FO	Ast	TO	Blk	Stl	Pts	Avg
2015-16*	26-14	69	2.7	97	229	.424	58	149	.389	21	33	.636	47	39	86	3.3	6	-	46	32	-	58	273	10.5
2016-17*	33-33	210	6.4	171	433	.395	77	247	.312	54	83	.651	74	77	151	4.6	9	-	77	44	3	56	473	14.3
Totals*	59-47	279	4.7	268	662	.405	135	396	.341	75	116	.647	121	116	237	4.0	15	-	123	76	3	114	746	12.6
*At Chipola Junior College																								
2017-18#	17-0	344	20.2	39	108	.361	22	73	.301	18	27	.667	18	26	44	2.6	24	0	24	17	2	10	118	6.9
TOTAL#	17-0	344	20.2	39	108	.361	22	73	.301	18	27	.667	18	26	44	2.6	24	0	24	17	2	10	118	6.9
7.0#Arkansas																								

3 MALICA MONK

Junior | 5-5 | Guard | NLR, Arkansas
N. Little Rock HS

CAREER HIGHS

Points	24	ORU	11-20-17
FG Made	9	NMSU	11-15-17*
FG Att.	19	Nebraska	11-16-17
3P Made	2	Tulsa	12-10-17*
3P Att.	6	Charlotte	12-6-17
FT Made	12	UTA	12-17-17
FT Att.	12	UTA	12-17-17
Off. Rebounds	3	NMSU	11-15-17*
Def. Rebounds	8	Samford	11-12-17
Rebounds	9	Samford	11-12-17
Assists	10	Grambling	12-18-17
Blocks	3	LSU	1-8-17
Steals	6	Kentucky	2-16-17*
Minutes	39	Ole Miss	12-31-17

SEASON HIGHS

Points	24	ORU	11-20-17
FG Made	9	NMSU	11-25-17*
FG Att.	20	at Kansas	12-3-17
3P Made	2	Tulsa	12-10-17*
3P Att.	6	Charlotte	12-6-17
FT Made	12	UTA	12-17-17
FT Att.	12	UTA	12-17-17
Off. Rebounds	3	Alabama	1-7-18*
Def. Rebounds	8	Samford	11-12-17
Rebounds	9	Samford	11-12-17
Assists	10	Grambling	12-18-17
Blocks	1	NMSU	11-25-17
Steals	4	NMSU	11-15-17*
Minutes	39	Ole Miss	12-31-17

*Most Recent

2017-18 GAME-BY-GAME STATS

				Total		3-Pointers		Free throws		Rebounds											
Opponent	Date	gs	min	fg-fga	pct	3fg-fga	pct	ft-fta	pct	off	def	tot	avg	pf	a	t/o	blk	stl	pts	avg
SHSU	11/10/17	*	33	7-13	.538	1-4	.250	3-4	.750	0	2	2	2.0	2	4	1	0	4	18	18.0
SAMFORD	11/12/17	*	37	6-14	.429	2-3	.667	7-7	1.000	1	8	9	5.5	2	6	1	0	2	21	19.5
at Nebraska	11/16/17	*	37	9-19	.474	1-4	.250	3-3	1.000	0	3	3	4.7	5	6	2	0	3	22	20.3
at Oral Roberts	11/20/17	*	32	9-16	.563	1-3	.333	5-6	.833	0	3	3	4.3	1	4	1	0	1	24	21.3
at UTEP	11/24/17	*	36	3-15	.200	1-6	.167	3-3	1.000	0	2	2	3.8	2	5	1	0	3	10	19.0
vs NM State	11/25/17	*	38	9-17	.529	1-4	.250	3-7	.429	3	4	7	4.3	0	2	5	1	4	22	19.5
ACU	11/29/17	*	29	5-14	.357	1-2	.500	4-6	.667	0	2	2	4.0	2	1	2	0	1	15	18.9
at Kansas	12/03/17	*	32	8-20	.400	1-3	.333	4-4	1.000	3	4	7	4.4	4	5	3	0	0	21	19.1
CHARLOTTE	12/07/17	*	38	6-18	.333	2-6	.333	1-2	.500	1	3	4	4.3	4	3	1	0	3	15	18.7
TULSA	12/10/17	*	25	4-10	.400	2-4	.500	4-4	1.000	1	3	4	4.3	2	3	3	0	1	14	18.2
UT-ARLINGTON	12/17/17	*	31	4-11	.364	0-2	.000	12-12	1.000	0	1	1	4.0	1	6	3	0	1	20	18.4
at Arizona State	12/21/17	*	30	5-19	.263	0-4	.000	2-2	1.000	0	2	2	3.8	1	2	2	0	1	12	17.8
GRAMBLING	12/28/17	*	35	2-7	.286	0-1	.000	6-8	.750	1	1	2	3.7	1	10	6	1	3	10	17.2
OLE MISS	12/31/17	*	39	4-13	.308	0-3	.000	4-8	.500	1	1	2	3.6	1	4	3	0	1	12	16.9
at #5/3 Mississippi State	01/04/18	*	29	3-16	.188	0-1	.000	2-4	.500	0	3	3	3.5	3	4	1	1	2	8	16.3
ALABAMA	01/07/18	*	33	8-17	.471	1-2	.500	4-7	.571	3	1	4	3.6	4	1	6	0	0	21	16.6
at Georgia	1/11/18	*	35	4-18	.222	0-2	.000	8-11	.727	0	5	5	3.6	3	2	3	1	2	16	16.5
Totals		17	569	96-257	.374	14-54	.259	75-98	.765	14	48	62	3.6	38	68	44	4	32	281	16.5

Games played: 17
Minutes/game: 33.5
Points/game: 16.5
FG Pct: 37.4
3FG Pct: 25.9
FT Pct: 76.5

Rebounds/game: 3.6
Assists/game: 4.0
Turnovers/game: 2.6
Assist/turnover ratio: 1.5
Steals/game: 1.9
Blocks/game: 0.2

NOTES

» **University of Arkansas Athletic Department Academic Honor Roll:** Fall, 2017
» 14 points, seven assists and just one turnover in exhibition game
» Fourteen consecutive games with double figure scoring - snapped at No. 5/3 Mississippi State.
» Sixteen games in double figure scoring this season.
» Seven games with 20+ points.
» Named CollegeSportsMadness.com's SEC Player of the Week (11.13.17).
» Improved career-best with 24 points in 32 minutes at ORU
» Had 13 points in the fourth quarter at ORU.
» Led team in scoring nine games.
» Six games with 5+ assists this year. Had four all of last year.
» Career-best 10 assists and her first career double-double with 10 points and 10 assists versus Grambling State.

CAREER STATS

				Total			3-Point			F-Throw			Rebounds											
Year	GP-GS	Min	Avg	FG	FGA	Pct	FG	FGA	Pct	FT	FTA	Pct	Off	Def	Tot	Avg	PF	FO	Ast	TO	Blk	Stl	Pts	Avg
2015-16	27-5	461	17.1	48	136	.353	2	10	.200	12	19	.632	6	23	29	1.1	60	2	47	44	5	23	110	4.1
2016-17	27-27	842	31.2	96	230	.417	7	25	.280	48	71	.676	29	52	81	3.0	79	2	83	59	7	62	247	9.1
2017-18	17-17	569	33.5	96	257	.374	14	54	.259	75	98	.765	14	48	62	3.6	38	1	68	44	4	32	281	16.5
TOTAL	71-49	1872	26.4	240	623	.385	23	89	.258	135	188	.718	49	123	172	2.4	177	5	198	147	16	117	638	9.0

4 KEIRYN SWENSON

Junior | 6-1 | Forward | Wichita, Kansas
Maize HS

CAREER HIGHS

Points	23	vs. HBU	12-28-16
FGM	7	vs. Navy	11-26-16
FGA	13	at Ole Miss	1-1-17
3PM	4	at Ole Miss	1-1-17
3PA	9	at Ole Miss	1-1-17
FTM	8	vs. HBU	12-28-16
FTA	9	vs. HBU	12-28-16
OREB	5	at Alabama	1-15-17*
DREB	6	vs. NSU	12-18-15*
REB	9	at Alabama	1-15-17*
AST	2	Grambling	12-18-17*
BLK	2	vs. SHSU	11-10-17*
STL	2	UTEP	11-24-17*
MIN	37	at Ole Miss	1-1-17

SEASON HIGHS

Points	10	UTA	12-17-17
FG Made	4	UTA	12-17-17
FG Att.	8	Ole Miss	12-31-17*
3P Made	3	Alabama	1-7-18*
3P Att.	6	Ole Miss	12-31-17*
FT Made	2	Grambling	12-18-17*
FT Att.	2	Grambling	12-18-17*
Off. Rebounds	3	Ole Miss	12-31-17
Def. Rebounds	4	UTA	12-17-17*
Rebounds	6	Tulsa	12-10-17*
Assists	2	Grambling	12-18-17*
Blocks	2	SHSU	11-10-17
Steals	2	UTEP	11-24-17
Minutes	24	Grambling	12-18-17

*Most Recent

2017-18 GAME-BY-GAME STATS

				Total		3-Pointers		Free throws		Rebounds												
Opponent	Date	gs	min	fg-fga	pct	3fg-fga	pct	ft-fta	pct	off	def	tot	avg	pf	a	t/o	blk	stl	pts	avg
SHSU	11/10/17		18	2-8	.250	1-4	.250	0-0	.000	0	1	1	1.0	1	0	0	2	0	5	5.0
SAMFORD	11/12/17		13	3-5	.600	3-4	.750	0-0	.000	0	0	0	0.5	3	1	0	0	0	9	7.0
at Nebraska	11/16/17		17	1-5	.200	1-5	.200	0-0	.000	1	2	3	1.3	2	0	0	0	0	3	5.7
at Oral Roberts	11/20/17		15	2-3	.667	1-2	.500	1-2	.500	0	2	2	1.5	2	0	1	0	1	6	5.8
at UTEP	11/24/17		16	2-7	.286	2-6	.333	0-2	.000	1	1	2	1.6	0	0	1	0	2	6	5.8
vs NM State	11/25/17		14	2-5	.400	1-4	.250	0-0	.000	2	4	6	2.3	1	0	4	0	0	5	5.7
ACU	11/29/17		17	1-3	.333	1-2	.500	0-0	.000	1	1	2	2.3	0	0	1	0	1	3	5.3
at Kansas	12/03/17		18	1-3	.333	1-3	.333	1-2	.500	0	2	2	2.3	1	0	1	1	0	4	5.1
CHARLOTTE	12/07/17		13	1-5	.200	1-4	.250	0-0	.000	0	2	2	2.2	2	0	0	0	0	3	4.9
TULSA	12/10/17		21	2-7	.286	1-5	.200	2-2	1.000	2	4	6	2.6	0	0	0	1	0	7	5.1
UT-ARLINGTON	12/17/17		17	4-8	.500	2-4	.500	0-0	.000	1	4	5	2.8	1	2	2	0	0	10	5.5
at Arizona State	12/21/17		15	1-3	.333	0-1	.000	0-0	.000	2	1	3	2.8	0	1	3	1	0	2	5.3
GRAMBLING	12/28/17		24	2-3	.667	2-3	.667	2-2	1.000	0	2	2	2.8	2	2	0	0	0	8	5.5
OLE MISS	12/31/17		12	3-8	.375	1-6	.167	1-1	1.000	3	1	4	2.9	1	0	2	1	0	8	5.6
at #5/3 Mississippi State	01/04/18		15	0-0	.000	0-0	.000	0-0	.000	1	1	2	2.8	1	0	1	0	0	0	5.3
ALABAMA	01/07/18		12	3-4	.750	3-4	.750	0-0	.000	0	0	0	2.6	3	0	0	1	0	9	5.5
at Georgia	1/11/18		6	0-2	.000	0-2	.000	0-0	.000	0	0	0	2.5	0	0	1	0	0	0	5.2
Totals		0	263	30-79	.380	21-59	.356	7-11	.636	14	28	42	2.5	20	6	17	7	4	88	5.2

Games played: 17
Minutes/game: 15.5
Points/game: 5.2
FG Pct: 38.0
3FG Pct: 35.6
FT Pct: 63.6

Rebounds/game: 2.5
Assists/game: 0.4
Turnovers/game: 1.0
Assist/turnover ratio: 0.4
Steals/game: 0.2
Blocks/game: 0.4

NOTES

» Saw a 206.4% increase in scoring between freshman and sophomore seasons (78 vs. 239 points).
» **SEC Winter Academic Honor Roll** (2016-17).
» **SEC First-Year Academic Honor Roll** (2015-16).
» **University of Arkansas Athletic Department Academic Champion (4.0):** Fall, 2017
» At least one 3-pointer in her first 11 games this year and in 14 of 17 games.
» Season-best 10 points on 4-for-8 shooting against UTA.

CAREER STATS

				Total			3-Point			F-Throw			Rebounds											
Year	GP-GS	Min	Avg	FG	FGA	Pct	FG	FGA	Pct	FT	FTA	Pct	Off	Def	Tot	Avg	PF	FO	Ast	TO	Blk	Stl	Pts	Avg
2015-16	29-1	373	12.9	27	84	.321	5	21	.238	19	27	.704	34	34	68	2.3	26	0	7	15	4	10	78	2.7
2016-17	30-11	709	23.6	89	179	.497	31	71	.437	30	39	.769	53	71	124	4.1	56	0	15	28	17	16	239	8.0
2017-18	17-0	263	15.5	30	79	.380	21	59	.356	7	11	.636	14	28	42	2.5	20	0	6	17	7	4	88	5.2
TOTAL	76-12	1345	17.7	146	342	.427	57	151	.377	56	77	.727	101	133	234	3.1	102	0	28	60	28	30	405	5.3

10 KIARA WILLIAMS

Sophomore | 6-1 | Forward | LR, Arkansas Little Rock HS

CAREER HIGHS

Points	13	#5 Miss St.	1-4-18*
FGM	6	Tulsa	12-10-17
FGA	11	NMSU	11-25-17
3PM	1	#5 Miss St.	1-4-18
3PA	1	#5 Miss St.	1-4-18
FTM	4	Grambling	12-18-17*
FTA	11	Charlotte	12-6-17
OREB	8	Grambling	12-18-17*
DREB	11	at Kansas	12-3-17
REB	16	Grambling	12-18-17*
AST	2	Tulsa	12-10-17*
BLK	4	Ole Miss	12-31-17*
STL	4	Charlotte	12-6-17
MIN	29	Charlotte	12-6-17

SEASON HIGHS

Points	13	#5 Miss St.	1-4-18*
FG Made	6	Tulsa	12-10-17
FG Att.	11	NMSU	11-25-17
3P Made	1	#5 Miss St.	1-4-18
3P Att.	1	#5 Miss St.	1-4-18
FT Made	4	Grambling	12-18-17*
FT Att.	11	Charlotte	12-6-17
Off. Rebounds	8	Grambling	12-18-17*
Def. Rebounds	11	at Kansas	12-3-17
Rebounds	16	Grambling	12-18-17*
Assists	2	Tulsa	12-10-17
Blocks	4	Ole Miss	12-31-17*
Steals	4	Charlotte	12-6-17
Minutes	29	Charlotte	12-6-17

*Most Recent

2017-18 GAME-BY-GAME STATS

				Total		3-Pointers		Free throws		Rebounds												
Opponent	Date	gs	min	fg-fga	pct	3fg-fga	pct	ft-fta	pct	off	def	tot	avg	pf	a	t/o	blk	stl	pts	avg
SHSU	11/10/17	*	17	3-4	.750	0-0	.000	1-1	1.000	0	2	2	2.0	1	1	0	0	0	7	7.0
SAMFORD	11/12/17	*	19	5-7	.714	0-0	.000	0-0	.000	1	4	5	3.5	1	0	0	4	2	10	8.5
at Nebraska	11/16/17	*	20	3-6	.500	0-0	.000	0-0	.000	6	5	11	6.0	4	1	2	2	1	6	7.7
at Oral Roberts	11/20/17	*	17	3-7	.429	0-0	.000	2-2	1.000	3	2	5	5.8	4	0	1	0	1	8	7.8
at UTEP	11/24/17	*	8	0-2	.000	0-0	.000	1-2	.500	1	0	1	4.8	3	0	1	0	1	1	6.4
vs NM State	11/25/17	*	25	5-11	.455	0-0	.000	1-3	.333	4	7	11	5.8	2	0	3	0	2	11	7.2
ACU	11/29/17	*	20	4-6	.667	0-0	.000	4-5	.800	5	3	8	6.1	0	0	0	1	3	12	7.9
at Kansas	12/03/17	*	28	3-6	.500	0-0	.000	0-1	.000	5	11	16	7.4	3	0	4	2	0	6	7.6
CHARLOTTE	12/07/17	*	29	3-8	.375	0-0	.000	3-11	.273	8	4	12	7.9	3	0	0	3	4	9	7.8
TULSA	12/10/17	*	17	6-9	.667	0-0	.000	1-4	.250	4	3	7	7.8	2	2	0	2	0	13	8.3
UT-ARLINGTON	12/17/17		22	1-3	.333	0-0	.000	0-0	.000	3	5	8	7.8	4	0	0	1	2	2	7.7
at Arizona State	12/21/17	*	16	0-2	.000	0-0	.000	3-4	.750	0	4	4	7.5	1	0	1	1	0	3	7.3
GRAMBLING	12/28/17	*	22	4-10	.400	0-0	.000	4-8	.500	8	8	16	8.2	1	0	0	0	1	12	7.7
OLE MISS	12/31/17	*	23	1-5	.200	0-0	.000	3-4	.750	2	7	9	8.2	5	1	0	4	1	5	7.5
at #5/3 Mississippi State	01/04/18	*	20	5-5	1.000	1-1	1.000	2-2	1.000	0	2	2	7.8	1	0	3	1	0	13	7.9
ALABAMA	01/07/18	*	21	3-10	.300	0-0	.000	0-0	.000	1	6	7	7.8	1	0	2	0	2	6	7.8
at Georgia	1/11/18	*	7	1-4	.250	0-0	.000	0-0	.000	2	1	3	7.5	2	1	0	0	0	2	7.4
Totals		16	331	50-105	.476	1-1	1.000	25-47	.532	53	74	127	7.5	38	6	17	21	20	126	7.4

Games played: 17
Minutes/game: 19.5
Points/game: 7.4
FG Pct: 47.6
3FG Pct: 100.0
FT Pct: 53.2

Rebounds/game: 7.5
Assists/game: 0.4
Turnovers/game: 1.0
Assist/turnover ratio: 0.4
Steals/game: 1.2
Blocks/game: 1.2

NOTES

- Enjoys Marvel movies.
- Career-best four blocks against Samford. Tied that against Ole Miss in the SEC opener.
- Posted first double-figure rebound total with 11 boards on the road at Nebraska.
- First career double-double with 11 points and 11 rebounds against New Mexico State.
- Has scored in every game.
- First time in her career to have double figures in the first half against ACU.
- Career-best 16 rebounds, including 11 defensive rebounds, at Kansas.
- Second career double-double with 12 points and tied her career-best with 16 rebounds versus Grambling State.
- Career-high 13 points against Tulsa. Tied that at No. 5/3 Mississippi State.
- Six games in double figures.
- Made her first career 3-point basket in the opening shot of the No. 5/3 Mississippi State game.

CAREER STATS

				Total			3-Point			F-Throw			Rebounds											
Year	GP-GS	Min	Avg	FG	FGA	Pct	FG	FGA	Pct	FT	FTA	Pct	Off	Def	Tot	Avg	PF	FO	Ast	TO	Blk	Stl	Pts	Avg
2016-17	20-5	227	11.4	26	48	.542	0	0	.000	10	26	.385	24	31	55	2.8	34	1	3	15	5	9	62	3.1
2017-18	17-16	331	19.5	50	105	.476	1	1	1.000	25	47	.532	53	74	127	7.5	38	1	6	17	21	20	126	7.4
TOTAL	37-21	558	15.1	76	153	.497	1	1	1.000	35	73	.479	77	105	182	4.9	72	2	9	32	26	29	188	5.1



12 BRENNA MCCLURE

R-Sophomore | 5-6 | Guard | Lyons, Kansas
Lyons HS | Hutchinson CC

CAREER HIGHS

Points	-		
FG Made	-		
FG Att.	1	#5 Miss St.	1-4-18
3P Made	-		
3P Att.	-		
FT Made	-		
FT Att.	-		
Off. Rebounds	-		
Def. Rebounds	-		
Rebounds	-		
Assists	-		
Blocks	-		
Steals	-		
Minutes	3	#5 Miss St.	1-4-18

SEASON HIGHS

Points	-		
FG Made	-		
FG Att.	1	#5 Miss St.	1-4-18
3P Made	-		
3P Att.	-		
FT Made	-		
FT Att.	-		
Off. Rebounds	-		
Def. Rebounds	-		
Rebounds	-		
Assists	-		
Blocks	-		
Steals	-		
Minutes	3	#5 Miss St.	1-4-18

*Most Recent

2017-18 GAME-BY-GAME STATS

				Total		3-Pointers		Free throws		Rebounds											
Opponent	Date	gs	min	fg-fga	pct	3fg-fga	pct	ft-fta	pct	off	def	tot	avg	pf	a	t/o	blk	stl	pts	avg
GRAMBLING	12/28/17		dnp	-	-	-	-	-	-	-	-	-	-	-	-	-	-	-	-	-
OLE MISS	12/31/17		dnp	-	-	-	-	-	-	-	-	-	-	-	-	-	-	-	-	-
at #5/3 Mississippi State	01/04/18		3	0-1	.000	0-0	.000	0-0	.000	0	0	0	0.0	1	0	0	0	0	0	0.0
ALABAMA	01/07/18		dnp	-	-	-	-	-	-	-	-	-	-	-	-	-	-	-	-	-
at Georgia	1/11/18		dnp	-	-	-	-	-	-	-	-	-	-	-	-	-	-	-	-	-
Totals		0	3	0-1	.000	0-0	.000	0-0	.000	0	0	0	0.0	1	0	0	0	0	0	0.0

Games played: 1
Minutes/game: 3.0
FG Pct: 0.0

NOTES

» **University of Arkansas Athletic Department Academic Champion (4.0):** Fall, 2017
» Joined the team as a walk-on for the spring semester.
» Pace the Blue Dragons went 35-2, shared the Jayhawk Conference championship and won the Region VI championship to qualify for the NJCAA Tournament

CAREER STATS

				Total			3-Point			F-Throw			Rebounds											
Year	GP-GS	Min	Avg	FG	FGA	Pct	FG	FGA	Pct	FT	FTA	Pct	Off	Def	Tot	Avg	PF	FO	Ast	TO	Blk	Stl	Pts	Avg
22017-18	1-0	3	3.0	0	1	.000	0	0	.000	0	0	.000	0	0	0	0.0	1	0	0	0	0	0	0	0.0
TOTAL	1-0	3	3.0	0	1	.000	0	0	.000	0	0	.000	0	0	0	0.0	1	0	0	0	0	0	0	0.0

13 GRAYCE SPANGLER

Freshman | 5-11 | Guard | Fayetteville, Ark.
Fayetteville HS

CAREER HIGHS

Points	4	#5 Miss St.	1-4-18
FG Made	2	#5 Miss St.	1-4-18
FG Att.	3	#5 Miss St.	1-4-18
3P Made	-		
3P Att.	2	ACU	11-29-17
FT Made	3	UTA	12-17-17
FT Att.	3	UTA	12-17-17
Off. Rebounds	1	#5 Miss St.	1-4-18
Def. Rebounds	1	at ASU	12-21-17*
Rebounds	1	UTA	12-17-17
Assists	-		
Blocks	-		
Steals	-		
Minutes	7	at ASU	12-21-17

SEASON HIGHS

Points	4	#5 Miss St.	1-4-18
FG Made	2	#5 Miss St.	1-4-18
FG Att.	3	#5 Miss St.	1-4-18
3P Made	-		
3P Att.	2	ACU	11-29-17
FT Made	3	UTA	12-17-17
FT Att.	3	UTA	12-17-17
Off. Rebounds	1	#5 Miss St.	1-4-18
Def. Rebounds	1	at ASU	12-21-17*
Rebounds	1	UTA	12-17-17
Assists	-		
Blocks	-		
Steals	-		
Minutes	7	at ASU	12-21-17

*Most Recent

2017-18 GAME-BY-GAME STATS

				Total		3-Pointers		Free throws		Rebounds												
Opponent	Date	gs	min	fg-fga	pct	3fg-fga	pct	ft-fta	pct	off	def	tot	avg	pf	a	t/o	blk	stl	pts	avg
SHSU	11/10/17		4	0-1	.000	0-0	.000	0-2	.000	0	0	0	0.0	0	0	0	0	0	0	0.0
SAMFORD	11/12/17		2	0-1	.000	0-1	.000	0-0	.000	0	1	1	0.5	0	0	0	0	0	0	0.0
at Nebraska	11/16/17		dnp	-	-	-	-	-	-	-	-	-	-	-	-	-	-	-	-	-
at Oral Roberts	11/20/17		dnp	-	-	-	-	-	-	-	-	-	-	-	-	-	-	-	-	-
at UTEP	11/24/17		5	0-0	.000	0-0	.000	0-0	.000	0	0	0	0.3	2	0	0	0	0	0	0.0
vs NM State	11/25/17		dnp	-	-	-	-	-	-	-	-	-	-	-	-	-	-	-	-	-
ACU	11/29/17		6	0-2	.000	0-2	.000	0-0	.000	0	0	0	0.3	0	0	1	0	0	0	0.0
at Kansas	12/03/17		1	0-0	.000	0-0	.000	0-0	.000	0	0	0	0.2	0	0	0	0	0	0	0.0
CHARLOTTE	12/07/17		dnp	-	-	-	-	-	-	-	-	-	-	-	-	-	-	-	-	-
TULSA	12/10/17		2	0-0	.000	0-0	.000	0-0	.000	0	1	1	0.3	0	0	0	0	0	0	0.0
UT-ARLINGTON	12/17/17		3	0-1	.000	0-0	.000	3-3	1.000	0	1	1	0.4	1	0	1	0	0	3	0.4
at Arizona State	12/21/17		7	0-1	.000	0-0	.000	0-0	.000	0	1	1	0.5	2	0	0	0	0	0	0.4
GRAMBLING	12/28/17		3	0-2	.000	0-1	.000	0-0	.000	0	0	0	0.4	0	0	0	0	0	0	0.3
OLE MISS	12/31/17		dnp	-	-	-	-	-	-	-	-	-	-	-	-	-	-	-	-	-
at #5/3 Mississippi State	01/04/18		3	2-3	.667	0-1	.000	0-1	.000	1	0	1	0.5	1	0	2	0	0	4	0.7
ALABAMA	01/07/18		0	0-0	.000	0-0	.000	0-0	.000	0	0	0	0.5	0	0	0	0	0	0	0.6
at Georgia	1/11/18		dnp	-	-	-	-	-	-	-	-	-	-	-	-	-	-	-	-	-
Totals		0	36	2-11	.182	0-5	.000	3-6	.500	1	4	5	0.5	6	0	4	0	0	7	0.6

Games played: 11
Minutes/game: 3.3
Points/game: 0.6
FG Pct: 18.2
3FG Pct: 0.0
FT Pct: 50.0

Rebounds/game: 0.5
Turnovers/game: 0.4

NOTES

» Father Shannon lettered as a linebacker (1989) and mother, Stacy, was a member of the Pom Squad at Arkansas.
» Scored her first points as a Razorback going 3-for-3 from the line in a win over UTA.
» Season/career-best seven minutes at Arizona State.
» **University of Arkansas Athletic Department Academic Athletic Director's List:** Fall, 2017

CAREER STATS

				Total			3-Point			F-Throw			Rebounds											
Year	GP-GS	Min	Avg	FG	FGA	Pct	FG	FGA	Pct	FT	FTA	Pct	Off	Def	Tot	Avg	PF	FO	Ast	TO	Blk	Stl	Pts	Avg
2017-18	11-0	36	3.3	2	11	.182	0	5	.000	3	6	.500	1	4	5	0.5	6	0	0	4	0	0	7	0.6
TOTAL	11-0	36	3.3	2	11	.182	0	5	.000	3	6	.500	1	4	5	0.5	6	0	0	4	0	0	7	0.6

14 JAILYN MASON

Sophomore | 5-9 | Guard | Mason, Ohio
William Mason HS

CAREER HIGHS

Points	19	ORU	12-21-16
FGM	9	ORU	12-21-16
FGA	15	Alabama	1-7-18*
3PM	3	Ole Miss	12-31-17*
3PA	7	Alabama	1-7-18*
FTM	3	NMSU	11-25-17*
FTA	7	NMSU	11-25-17
OREB	4	Texas Tech	12-3-16
DREB	7	Grambling	12-18-17*
REB	9	Texas Tech	12-3-16
AST	11	HBU	12-28-16
BLK	3	SHSU	11-10-17
STL	4	Nebraska	11-16-17*
MIN	40	ORU	12-21-16

SEASON HIGHS

Points	15	#5 Miss St.	1-4-18*
FG Made	7	#5 Miss St.	1-4-18*
FG Att.	15	Alabama	1-7-18
3P Made	3	Ole Miss	12-31-17*
3P Att.	7	Alabama	1-7-18*
FT Made	2	Charlotte	12-6-17
FT Att.	2	Charlotte	12-6-17*
Off. Rebounds	3	NMSU	11-25-17
Def. Rebounds	7	Grambling	12-18-17*
Rebounds	7	Grambling	12-18-17*
Assists	8	ACU	11-29-17
Blocks	3	SHSU	11-10-17
Steals	4	Nebraska	11-16-17
Minutes	38	ORU	11-20-17

*Most Recent

2017-18 GAME-BY-GAME STATS

				Total		3-Pointers		Free throws		Rebounds												
Opponent	Date	gs	min	fg-fga	pct	3fg-fga	pct	ft-fta	pct	off	def	tot	avg	pf	a	t/o	blk	stl	pts	avg
SHSU	11/10/17	*	25	3-10	.300	2-4	.500	0-0	.000	0	5	5	5.0	0	4	1	3	1	8	8.0
SAMFORD	11/12/17	*	35	5-11	.455	2-5	.400	0-2	.000	0	1	1	3.0	2	2	1	0	2	12	10.0
at Nebraska	11/16/17	*	30	4-12	.333	0-2	.000	0-1	.000	0	5	5	3.7	3	2	4	0	4	8	9.3
at Oral Roberts	11/20/17	*	32	3-9	.333	0-0	.000	0-0	.000	1	1	2	3.3	1	1	1	0	0	6	8.5
at UTEP	11/24/17	*	24	3-9	.333	2-6	.333	0-0	.000	1	3	4	3.4	1	2	0	0	1	8	8.4
vs NM State	11/25/17	*	28	1-8	.125	1-4	.250	0-0	.000	3	3	6	3.8	3	2	1	1	2	3	7.5
ACU	11/29/17	*	34	5-13	.385	3-7	.429	0-0	.000	0	7	7	4.3	1	8	3	1	2	13	8.3
at Kansas	12/03/17	*	33	4-9	.444	2-5	.400	0-0	.000	0	2	2	4.0	5	1	2	0	2	10	8.5
CHARLOTTE	12/07/17	*	30	4-10	.400	2-6	.333	2-2	1.000	0	4	4	4.0	2	4	1	1	1	12	8.9
TULSA	12/10/17	*	30	5-11	.455	1-4	.250	0-0	.000	0	5	5	4.1	0	6	0	0	0	11	9.1
UT-ARLINGTON	12/17/17	*	33	7-11	.636	1-4	.250	0-0	.000	0	4	4	4.1	1	7	3	0	3	15	9.6
at Arizona State	12/21/17	*	31	3-7	.429	0-1	.000	0-0	.000	0	4	4	4.1	0	1	5	1	0	6	9.3
GRAMBLING	12/28/17	*	27	3-11	.273	2-4	.500	0-0	.000	0	7	7	4.3	2	1	1	0	1	8	9.2
OLE MISS	12/31/17	*	33	5-11	.455	3-4	.750	0-0	.000	0	2	2	4.1	3	4	1	1	1	13	9.5
at #5/3 Mississippi State	01/04/18	*	35	7-11	.636	1-1	1.000	0-0	.000	1	2	3	4.1	0	4	2	1	0	15	9.9
ALABAMA	01/07/18	*	37	5-15	.333	2-7	.286	0-0	.000	2	4	6	4.2	4	0	4	2	3	12	10.0
at Georgia	1/11/18	*	36	5-10	.500	1-2	.500	4-4	1.000	0	5	5	4.2	4	1	5	0	5	15	10.3
Totals		17	533	72-178	.404	25-66	.379	6-9	.667	8	64	72	4.2	32	50	35	11	28	175	10.3

Games played: 17
Minutes/game: 31.4
Points/game: 10.3
FG Pct: 40.4
3FG Pct: 37.9
FT Pct: 66.7

Rebounds/game: 4.2
Assists/game: 2.9
Turnovers/game: 2.1
Assist/turnover ratio: 1.4
Steals/game: 1.6
Blocks/game: 0.6

NOTES

» Has a large Jordan shoe collection.
» Would like to be a sports photographer.
» At least one defensive rebound in each game this season.
» Set season-best marks for field goals, field goals attempted, 3-point field goals and 3-point field goals attempted as well as for rebounds and assists against Abilene Christian.
» Ten games this year and five consecutive games with double-figure scoring through UTA.
» Season-best 15 points with seven made baskets against UTA. Tied that against No. 5/3 Mississippi State.

CAREER STATS

				Total			3-Point			F-Throw			Rebounds											
Year	GP-GS	Min	Avg	FG	FGA	Pct	FG	FGA	Pct	FT	FTA	Pct	Off	Def	Tot	Avg	PF	FO	Ast	TO	Blk	Stl	Pts	Avg
2016-17	30-30	894	29.8	100	256	.391	19	53	.358	7	11	.636	21	96	117	3.9	72	2	93	56	8	31	226	7.5
2017-18	17-17	533	31.4	72	178	.404	25	66	.379	6	9	.667	8	64	72	4.2	32	1	50	35	11	28	175	10.3
TOTAL	47-47	1427	30.4	172	434	.396	44	119	.370	13	20	.650	29	160	189	4.0	104	3	143	91	19	59	401	8.5

20 SYDNEY STOUT

Sophomore | 6-0 | Forward | Bixby, Okla.
Bixby HS

CAREER HIGHS

Points	8	HBU	12-28-16
FGM	3	HBU	12-28-16
FGA	5	HBU	12-28-16
3PM	2	HBU	12-28-16
3PA	4	HBU	12-28-16
FTM	2	Texas A&M	1-12-17
FTA	4	Texas A&M	1-12-17
OREB	1	SHSU	11-10-17*
DREB	6	HBU	12-28-16
REB	6	HBU	12-28-16
AST	1	Grambling	12-18-17*
BLK	1	ULM	11-13-16
STL	-		
MIN	15	HBU	12-28-16

SEASON HIGHS

Points	4	UTA	12-17-17
FG Made	1	UTA	12-17-17
FG Att.	2	ACU	11-29-17
3P Made	1	UTA	12-17-17
3P Att.	1	UTA	12-17-17*
FT Made	1	UTA	12-17-17*
FT Att.	2	UTA	12-17-17
Off. Rebounds	1	UTA	12-17-17*
Def. Rebounds	1	Grambling	12-18-17*
Rebounds	2	UTA	12-17-17
Assists	1	Grambling	12-18-17
Blocks	-		
Steals	-		
Minutes	6	UTA	12-17-17

*Most Recent

2017-18 GAME-BY-GAME STATS

				Total		3-Pointers		Free throws		Rebounds											
Opponent	Date	gs	min	fg-fga	pct	3fg-fga	pct	ft-fta	pct	off	def	tot	avg	pf	a	t/o	blk	stl	pts	avg
SHSU	11/10/17		6	0-1	.000	0-0	.000	1-2	.500	1	0	1	1.0	1	0	1	0	0	1	1.0
SAMFORD	11/12/17		2	0-0	.000	0-0	.000	1-2	.500	0	1	1	1.0	0	0	0	0	0	1	1.0
at Nebraska	11/16/17		dnp	-	-	-	-	-	-	-	-	-	-	-	-	-	-	-	-	-
at Oral Roberts	11/20/17		dnp	-	-	-	-	-	-	-	-	-	-	-	-	-	-	-	-	-
at UTEP	11/24/17		6	0-0	.000	0-0	.000	0-0	.000	0	0	0	0.7	0	0	0	0	0	0	0.7
vs NM State	11/25/17		dnp	-	-	-	-	-	-	-	-	-	-	-	-	-	-	-	-	-
ACU	11/29/17		3	0-2	.000	0-1	.000	0-0	.000	1	0	1	0.8	0	0	0	0	0	0	0.5
at Kansas	12/03/17		dnp	-	-	-	-	-	-	-	-	-	-	-	-	-	-	-	-	-
CHARLOTTE	12/07/17		dnp	-	-	-	-	-	-	-	-	-	-	-	-	-	-	-	-	-
TULSA	12/10/17		3	0-0	.000	0-0	.000	0-0	.000	0	1	1	0.8	0	0	0	0	0	0	0.4
UT-ARLINGTON	12/17/17		6	1-1	1.000	1-1	1.000	1-2	.500	1	1	2	1.0	0	0	0	0	0	4	1.0
at Arizona State	12/21/17		5	0-0	.000	0-0	.000	0-0	.000	0	0	0	0.9	0	0	0	0	0	0	0.9
GRAMBLING	12/28/17		5	0-2	.000	0-1	.000	0-0	.000	0	1	1	0.9	0	1	0	0	0	0	0.8
OLE MISS	12/31/17		dnp	-	-	-	-	-	-	-	-	-	-	-	-	-	-	-	-	-
at #5/3 Mississippi State	01/04/18		4	0-0	.000	0-0	.000	0-0	.000	0	0	0	0.8	0	0	0	0	0	0	0.7
ALABAMA	01/07/18		dnp	-	-	-	-	-	-	-	-	-	-	-	-	-	-	-	-	-
at Georgia	1/11/18		dnp	-	-	-	-	-	-	-	-	-	-	-	-	-	-	-	-	-
Totals		0	40	1-6	.167	1-3	.333	3-6	.500	3	4	7	0.8	1	1	1	0	0	6	0.7

Games played: 9
Minutes/game: 4.4
Points/game: 0.7
FG Pct: 16.7
3FG Pct: 33.3
FT Pct: 50.0

Rebounds/game: 0.8
Assists/game: 0.1
Turnovers/game: 0.1
Assist/turnover ratio: 1.0

NOTES

» **SEC First-Year Academic Honor Roll** (2016-17).
» **University of Arkansas Athletic Department Academic Champion (4.0):** Fall, 2017

CAREER STATS

				Total			3-Point			F-Throw			Rebounds											
Year	GP-GS	Min	Avg	FG	FGA	Pct	FG	FGA	Pct	FT	FTA	Pct	Off	Def	Tot	Avg	PF	FO	Ast	TO	Blk	Stl	Pts	Avg
2016-17	15-0	72	4.8	5	14	.357	4	12	.333	2	4	.500	2	9	11	0.7	15	0	1	2	1	0	16	1.1
2017-18	9-0	40	4.4	1	6	.167	1	3	.333	3	6	.500	3	4	7	0.8	1	0	1	1	0	0	6	0.7
TOTAL	24-0	112	4.7	6	20	.300	5	15	.333	5	10	.500	5	13	18	0.8	16	0	2	3	1	0	22	0.9

21 DEVIN COSPER

Grad | 5-10 | Guard | Coffeyville, Kansas
Coffeyville CC | Field Kindley HS

CAREER HIGHS

Points	25	Charlotte	12-6-17
FG Made	9	Charlotte	12-6-17
FGA	25	Nebraska	11-16-17
3PM	6	UTEP	11-24-17
3PA	16	Nebraska	11-16-17
FTM	12	Alabama	1-7-18
FTA	12	Alabama	1-7-18
OREB	3	Charlotte	12-6-17
DREB	13	Alabama	1-7-18
REB	14	Charlotte	12-6-17*
AST	6	ORU	12-21-16
BLK	3	MVSU	12-28-15
STL	4	Ole Miss	12-31-17*
MIN	40	Charlotte	12-6-17
	42	Auburn	1-24-16 OT

SEASON HIGHS

Points	25	Charlotte	12-6-17
FG Made	9	Charlotte	12-6-17
FG Att.	25	Nebraska	11-16-17
3P Made	6	UTEP	11-24-17
3P Att.	16	Nebraska	11-16-17
FT Made	12	Alabama	1-7-18
FT Att.	12	Alabama	1-7-18
Off. Rebounds	3	Charlotte	12-6-17
Def. Rebounds	13	Alabama	1-7-18
Rebounds	14	Charlotte	12-6-17
Assists	4	Alabama	1-7-18*
Blocks	2	Tulsa	12-10-17*
Steals	4	Ole Miss	12-31-17
Minutes	40	Charlotte	12-6-17

*Most Recent

2017-18 GAME-BY-GAME STATS

				Total		3-Pointers		Free throws		Rebounds											
Opponent	Date	gs	min	fg-fga	pct	3fg-fga	pct	ft-fta	pct	off	def	tot	avg	pf	a	t/o	blk	stl	pts	avg
SHSU	11/10/17	*	31	6-13	.462	4-11	.364	1-2	.500	2	10	12	12.0	3	2	4	1	1	17	17.0
SAMFORD	11/12/17	*	29	5-12	.417	3-10	.300	5-5	1.000	0	5	5	8.5	2	2	1	0	1	18	17.5
at Nebraska	11/16/17	*	34	8-25	.320	5-16	.313	0-0	.000	1	3	4	7.0	2	0	4	2	2	21	18.7
at Oral Roberts	11/20/17	*	38	8-19	.421	3-10	.300	2-2	1.000	0	10	10	7.8	2	1	0	0	2	21	19.3
at UTEP	11/24/17	*	31	8-17	.471	6-13	.462	0-2	.000	1	4	5	7.2	2	0	1	0	4	22	19.8
vs NM State	11/25/17	*	39	6-17	.353	2-9	.222	3-4	.750	2	9	11	7.8	2	4	2	1	2	17	19.3
ACU	11/29/17	*	21	4-10	.400	2-5	.400	1-2	.500	0	3	3	7.1	4	1	3	1	2	11	18.1
at Kansas	12/03/17	*	39	5-23	.217	1-11	.091	6-8	.750	1	2	3	6.6	3	0	2	1	1	17	18.0
CHARLOTTE	12/07/17	*	40	9-23	.391	2-7	.286	5-6	.833	3	11	14	7.4	2	2	3	0	1	25	18.8
TULSA	12/10/17	*	29	5-16	.313	1-9	.111	0-0	.000	2	9	11	7.8	3	0	3	2	0	11	18.0
UT-ARLINGTON	12/17/17	*	22	3-8	.375	2-6	.333	0-0	.000	0	1	1	7.2	3	1	2	0	2	8	17.1
at Arizona State	12/21/17	*	27	3-13	.231	2-5	.400	0-0	.000	0	1	1	6.7	2	1	2	0	0	8	16.3
GRAMBLING	12/28/17	*	34	6-15	.400	4-7	.571	0-2	.000	0	4	4	6.5	2	3	2	0	0	16	16.3
OLE MISS	12/31/17	*	39	7-15	.467	2-5	.400	2-3	.667	1	10	11	6.8	3	1	6	1	4	18	16.4
at #5/3 Mississippi State	01/04/18	*	32	5-13	.385	2-7	.286	1-2	.500	1	6	7	6.8	3	3	4	0	0	13	16.2
ALABAMA	01/07/18	*	39	6-16	.375	0-5	.000	12-12	1.000	0	13	13	7.2	5	4	2	0	2	24	16.7
at Georgia	1/11/18	*	39	4-13	.308	0-6	.000	0-0	.000	1	6	7	7.2	4	2	2	0	2	8	16.2
Totals		17	563	98-268	.366	41-142	.289	38-50	.760	15	107	122	7.2	47	27	43	9	26	275	16.2

Games played: 17
Minutes/game: 33.1
Points/game: 16.2
FG Pct: 36.6
3FG Pct: 28.9
FT Pct: 76.0

Rebounds/game: 7.2
Assists/game: 1.6
Turnovers/game: 2.5
Assist/turnover ratio: 0.6
Steals/game: 1.5
Blocks/game: 0.5

NOTES

» **SEC First-Year Academic Honor Roll** (2016).
» **SEC Academic Honor Roll** (2016-17).
» Graduated in May 2017 with degree in journalism. Currently pursuing her master's degree in sport administration.
» Forty-five consecutive games played.
» Nineteen consecutive games with a made 3-pointer. (snapped versus Alabama)
» Thirty-one points with six 3-pointers in exhibition game.
» Ten consecutive games in double figure scoring (snapped versus UTA).
» Seven career double-doubles all this season.
» At least one steal in 13-of-17 games this year.
» Career-bests to 25 points and 14 rebounds against Charlotte.

CAREER STATS

				Total			3-Point			F-Throw			Rebounds											
Year	GP-GS	Min	Avg	FG	FGA	Pct	FG	FGA	Pct	FT	FTA	Pct	Off	Def	Tot	Avg	PF	FO	Ast	TO	Blk	Stl	Pts	Avg
2015-16	30-25	792	26.4	97	293	.331	25	104	.240	50	72	.694	16	83	99	3.3	57	0	42	74	5	34	269	9.0
2016-17	29-9	563	19.4	72	195	.369	23	75	.307	20	27	.741	7	58	65	2.2	43	2	45	40	6	28	187	6.4
2017-18	17-17	563	33.1	98	268	.366	41	142	.289	38	50	.760	15	107	122	7.2	47	1	27	43	9	26	275	16.2
TOTAL	76-51	1918	25.2	267	756	.353	89	321	.277	108	149	.725	38	248	286	3.8	147	3	114	157	20	88	731	9.6

22 BAILEY ZIMMERMAN

Junior | 6-0 | Forward | St. Vincent, Arkansas
Wonderview HS

CAREER HIGHS

Points	14	Missouri	2-12-17
FGM	4	Missouri	2-12-17*
FGA	11	Missouri	2-12-17
3PM	3	Kentucky	2-16-17*
3PA	7	Butler	12-13-15
FTM	4	S. Carolina	2-5-17*
FTA	6	Missouri	2-12-17
OREB	4	ACU	11-29-17*
DREB	6	Alabama	1-15-17
REB	7	Tulsa	12-10-17*
AST	3	Kentucky	2-16-17*
BLK	3	LSU	1-8-17*
STL	2	UTEP	11-24-17*
MIN	34	Kentucky	2-16-17

SEASON HIGHS

Points	11	at Georgia	1-11-17
FG Made	3	at Georgia	1-11-17
FG Att.	10	UTA	12-17-17
3P Made	3	at Georgia	1-11-17
3P Att.	6	Charlotte	12-6-17
FT Made	2*	at Georgia	1-11-17
FT Att.	4	at Georgia	1-11-17
Off. Rebounds	4	ACU	11-29-17*
Def. Rebounds	5	Tulsa	12-10-17
Rebounds	7	Tulsa	12-10-17
Assists	2	at Georgia	1-11-17*
Blocks	2	Nebraska	11-16-17
Steals	2	UTEP	11-24-17*
Minutes	28	Charlotte	12-6-17

*Most Recent

2017-18 GAME-BY-GAME STATS

				Total		3-Pointers		Free throws		Rebounds												
Opponent	Date	gs	min	fg-fga	pct	3fg-fga	pct	ft-fta	pct	off	def	tot	avg	pf	a	t/o	blk	stl	pts	avg
SHSU	11/10/17	*	27	1-7	.143	0-4	.000	0-0	.000	0	3	3	3.0	1	2	1	0	2	2	2.0
SAMFORD	11/12/17	*	19	0-1	.000	0-1	.000	0-0	.000	0	0	0	1.5	3	0	0	0	0	0	1.0
at Nebraska	11/16/17	*	24	0-2	.000	0-2	.000	1-2	.500	0	0	0	1.0	3	0	2	2	0	1	1.0
at Oral Roberts	11/20/17	*	21	1-7	.143	0-3	.000	0-2	.000	1	3	4	1.8	3	1	0	1	0	2	1.3
at UTEP	11/24/17	*	23	1-5	.200	0-3	.000	2-2	1.000	2	1	3	2.0	0	2	0	0	2	4	1.8
vs NM State	11/25/17	*	24	0-1	.000	0-1	.000	1-2	.500	2	1	3	2.2	2	2	0	0	0	1	1.7
ACU	11/29/17	*	25	1-4	.250	0-1	.000	1-2	.500	4	2	6	2.7	1	2	2	1	1	3	1.9
at Kansas	12/03/17	*	24	0-1	.000	0-0	.000	0-0	.000	0	2	2	2.6	4	0	1	1	0	0	1.6
CHARLOTTE	12/07/17	*	28	2-9	.222	1-6	.167	1-1	1.000	1	2	3	2.7	0	1	3	1	0	6	2.1
TULSA	12/10/17	*	25	2-6	.333	0-3	.000	2-3	.667	2	5	7	3.1	0	1	0	0	0	6	2.5
UT-ARLINGTON	12/17/17	*	20	2-10	.200	0-3	.000	2-2	1.000	2	1	3	3.1	2	0	1	0	0	6	2.8
at Arizona State	12/21/17	*	24	1-3	.333	0-1	.000	0-0	.000	2	2	4	3.2	1	1	3	1	0	2	2.8
GRAMBLING	12/28/17	*	11	0-2	.000	0-0	.000	0-0	.000	0	0	0	2.9	0	0	0	0	0	0	2.5
OLE MISS	12/31/17	*	9	1-1	1.000	0-0	.000	0-0	.000	1	0	1	2.8	2	1	1	0	0	2	2.5
at #5/3 Mississippi State	01/04/18	*	20	1-2	.500	0-1	.000	2-3	.667	0	3	3	2.8	3	0	1	0	0	4	2.6
ALABAMA	01/07/18	*	13	0-1	.000	0-0	.000	0-0	.000	2	0	2	2.8	5	2	2	1	0	0	2.4
at Georgia	1/11/18	*	27	3-5	.600	3-5	.600	2-4	.500	2	3	5	2.9	0	2	1	0	1	11	2.9
Totals		17	364	16-67	.239	4-34	.118	14-23	.609	21	28	49	2.9	30	17	18	8	6	50	2.9

Games played: 17
Minutes/game: 21.4
Points/game: 2.9
FG Pct: 23.9
3FG Pct: 11.8
FT Pct: 60.9

Rebounds/game: 2.9
Assists/game: 1.0
Turnovers/game: 1.1
Assist/turnover ratio: 0.9
Steals/game: 0.4
Blocks/game: 0.5

NOTES

» **SEC Academic Honor Roll** (2016-17).
» **University of Arkansas Athletic Department Academic Athletic Director's List:** Fall, 2017
» Thirteen games with 20+ minutes.
» Started 17 consecutive games this year and 18 in a row dating back to last season.

CAREER STATS

				Total			3-Point			F-Throw			Rebounds											
Year	GP-GS	Min	Avg	FG	FGA	Pct	FG	FGA	Pct	FT	FTA	Pct	Off	Def	Tot	Avg	PF	FO	Ast	TO	Blk	Stl	Pts	Avg
2015-16	20-1	174	8.7	6	48	.125	4	33	.121	7	12	.583	12	9	21	1.1	9	0	4	15	2	4	23	1.2
2016-17	30-23	627	20.9	45	144	.313	24	84	.286	20	39	.513	35	80	115	3.8	46	0	28	37	10	19	134	4.5
2017-18	17-17	364	21.4	16	67	.239	4	34	.118	14	23	.609	21	28	49	2.9	30	1	17	18	8	6	50	2.9
TOTAL	67-41	1165	17.4	67	259	.259	32	151	.212	41	74	.554	68	117	185	2.8	85	1	49	70	20	29	207	3.1

24 TAYLAH THOMAS

Freshman | 6-1 | Forward | Arlington, Texas
Mansfield Timberview HS

CAREER HIGHS

Points	13	Samford	11-12-17
FG Made	5	Samford	11-12-17
FG Att.	6	Samford	11-12-17
3P Made	1	Ole Miss	12-31-17*
3P Att.	1	Ole Miss	12-31-17*
FT Made	3	NMSU	11-25-17*
FT Att.	6	Samford	11-12-17
Off. Rebounds	6	Nebraska	11-16-17
Def. Rebounds	7	ORU	11-20-17 7
Rebounds	11	Nebraska	11-16-17
Assists	1	Grambling	12-18-17*
Blocks	2	Nebraska	11-16-17
Steals	2	ACU	11-29-17
Minutes	23	ORU	11-20-17

SEASON HIGHS

Points	13	Samford	11-12-17
FG Made	5	Samford	11-12-17
FG Att.	6	Samford	11-12-17
3P Made	1	Ole Miss	12-31-17*
3P Att.	1	Ole Miss	12-31-17*
FT Made	3	NMSU	11-25-17*
FT Att.	6	Samford	11-12-17
Off. Rebounds	6	Nebraska	11-16-17
Def. Rebounds	7	ORU	11-20-17 7
Rebounds	11	Nebraska	11-16-17
Assists	1	Grambling	12-18-17*
Blocks	2	Nebraska	11-16-17
Steals	2	ACU	11-29-17
Minutes	23	ORU	11-20-17

*Most Recent

2017-18 GAME-BY-GAME STATS

				Total		3-Pointers		Free throws		Rebounds											
Opponent	Date	gs	min	fg-fga	pct	3fg-fga	pct	ft-fta	pct	off	def	tot	avg	pf	a	t/o	blk	stl	pts	avg
SHSU	11/10/17		17	2-2	1.000	0-0	.000	0-0	.000	1	3	4	4.0	0	0	0	1	0	4	4.0
SAMFORD	11/12/17		21	5-6	.833	0-1	.000	3-6	.500	2	7	9	6.5	1	0	2	0	0	13	8.5
at Nebraska	11/16/17		20	1-4	.250	0-0	.000	3-4	.750	6	5	11	8.0	3	1	0	2	0	5	7.3
at Oral Roberts	11/20/17		23	0-3	.000	0-1	.000	2-2	1.000	2	7	9	8.3	2	0	0	1	0	2	6.0
at UTEP	11/24/17		16	0-2	.000	0-1	.000	1-2	.500	2	2	4	7.4	1	0	0	0	0	1	5.0
vs NM State	11/25/17		14	0-4	.000	0-0	.000	3-4	.750	3	4	7	7.3	1	0	1	0	0	3	4.7
ACU	11/29/17		20	2-7	.286	1-1	1.000	2-4	.500	3	4	7	7.3	2	0	0	0	2	7	5.0
at Kansas	12/03/17		9	0-1	.000	0-1	.000	0-0	.000	0	0	0	6.4	0	0	0	0	0	0	4.4
CHARLOTTE	12/07/17		4	0-0	.000	0-0	.000	0-0	.000	0	0	0	5.7	3	0	0	0	1	0	3.9
TULSA	12/10/17		19	1-3	.333	1-1	1.000	1-2	.500	4	3	7	5.8	1	0	0	0	1	4	3.9
UT-ARLINGTON	12/17/17	*	11	0-0	.000	0-0	.000	0-0	.000	2	2	4	5.6	5	0	1	0	0	0	3.5
at Arizona State	12/21/17		19	1-1	1.000	0-0	.000	0-0	.000	0	3	3	5.4	3	0	3	0	0	2	3.4
GRAMBLING	12/28/17		13	3-3	1.000	0-0	.000	2-2	1.000	0	2	2	5.2	2	1	2	0	1	8	3.8
OLE MISS	12/31/17		17	2-3	.667	1-1	1.000	1-2	.500	3	0	3	5.0	2	0	1	0	0	6	3.9
at #5/3 Mississippi State	01/04/18		17	2-2	1.000	0-0	.000	0-0	.000	1	5	6	5.1	2	0	0	0	0	4	3.9
ALABAMA	01/07/18		18	0-2	.000	0-0	.000	2-2	1.000	2	2	4	5.0	3	0	1	0	0	2	3.8
at Georgia	1/11/18		29	3-9	.333	0-1	.000	0-0	.000	3	5	8	5.2	2	1	3	0	0	6	3.9
Totals		1	287	22-52	.423	3-8	.375	20-30	.667	34	54	88	5.2	33	3	14	4	5	67	3.9

Games played: 17
Minutes/game: 16.9
Points/game: 3.9
FG Pct: 42.3
3FG Pct: 37.5
FT Pct: 66.7

Rebounds/game: 5.2
Assists/game: 0.2
Turnovers/game: 0.8
Assist/turnover ratio: 0.2
Steals/game: 0.3
Blocks/game: 0.2

NOTES

» **University of Arkansas Athletic Department Academic Athletic Director's List:** Fall, 2017
» Played high school ball for former Razorback assistant coach Kit Kyle Martin.
» Career-best 13 points against Samford - her first double figure scoring game as a Razorback.

CAREER STATS

				Total			3-Point			F-Throw			Rebounds											
Year	GP-GS	Min	Avg	FG	FGA	Pct	FG	FGA	Pct	FT	FTA	Pct	Off	Def	Tot	Avg	PF	FO	Ast	TO	Blk	Stl	Pts	Avg
2017-18	17-1	287	16.9	22	52	.423	3	8	.375	20	30	.667	34	54	88	5.2	33	1	3	14	4	5	67	3.9
TOTAL	17-1	287	16.9	22	52	.423	3	8	.375	20	30	.667	34	54	88	5.2	33	1	3	14	4	5	67	3.9

30 MACY WEAVER

Freshman | 6-3 | F | Davis Junction, Illinois
Stillman Valley HS

CAREER HIGHS

Points	3	Grambling	12-18-17
FG Made	1	Grambling	12-18-17*
FG Att.	2	Grambling	12-18-17
3P Made	-		
3P Att.	-		
FT Made	1	Grambling	12-18-17*
FT Att.	2	UTA	12-17-17
Off. Rebounds	2	Grambling	12-18-17*
Def. Rebounds	4	UTA	12-17-17
Rebounds	5	UTA	12-17-17
Assists	1	UTEP	11-24-17
Blocks	4	UTEP	11-24-17
Steals	1	UTEP	11-24-17
Minutes	19	UTEP	11-24-17

SEASON HIGHS

Points	3	Grambling	12-18-17
FG Made	1	Grambling	12-18-17*
FG Att.	2	Grambling	12-18-17
3P Made	-		
3P Att.	-		
FT Made	1	Grambling	12-18-17*
FT Att.	2	UTA	12-17-17
Off. Rebounds	2	Grambling	12-18-17*
Def. Rebounds	4	UTA	12-17-17
Rebounds	5	UTA	12-17-17
Assists	1	UTEP	11-24-17
Blocks	4	UTEP	11-24-17
Steals	1	UTEP	11-24-17
Minutes	19	UTEP	11-24-17

*Most Recent

2017-18 GAME-BY-GAME STATS

				Total		3-Pointers		Free throws		Rebounds												
Opponent	Date	gs	min	fg-fga	pct	3fg-fga	pct	ft-fta	pct	off	def	tot	avg	pf	a	t/o	blk	stl	pts	avg
SHSU	11/10/17		2	0-0	.000	0-0	.000	0-0	.000	0	0	0	0.0	0	0	0	0	0	0	0.0
SAMFORD	11/12/17		1	0-0	.000	0-0	.000	0-0	.000	0	0	0	0.0	0	0	0	0	0	0	0.0
at Nebraska	11/16/17		dnp	-	-	-	-	-	-	-	-	-	-	-	-	-	-	-	-	-
at Oral Roberts	11/20/17		dnp	-	-	-	-	-	-	-	-	-	-	-	-	-	-	-	-	-
at UTEP	11/24/17		19	1-1	1.000	0-0	.000	0-0	.000	2	1	3	1.0	3	1	0	4	1	2	0.7
vs NM State	11/25/17		dnp	-	-	-	-	-	-	-	-	-	-	-	-	-	-	-	-	-
ACU	11/29/17		3	0-1	.000	0-0	.000	0-0	.000	0	1	1	1.0	0	0	0	0	0	0	0.5
at Kansas	12/03/17		2	0-0	.000	0-0	.000	0-0	.000	0	0	0	0.8	0	0	0	1	0	0	0.4
CHARLOTTE	12/07/17		7	0-0	.000	0-0	.000	0-2	.000	2	0	2	1.0	3	0	1	0	0	0	0.3
TULSA	12/10/17		6	0-1	.000	0-0	.000	0-0	.000	0	1	1	1.0	1	0	0	1	0	0	0.3
UT-ARLINGTON	12/17/17		8	0-1	.000	0-0	.000	1-2	.500	1	4	5	1.5	3	0	1	1	0	1	0.4
at Arizona State	12/21/17		7	0-0	.000	0-0	.000	0-0	.000	0	1	1	1.4	2	0	0	0	0	0	0.3
GRAMBLING	12/28/17		5	1-2	.500	0-0	.000	1-1	1.000	2	1	3	1.6	1	0	0	0	0	3	0.6
OLE MISS	12/31/17		dnp	-	-	-	-	-	-	-	-	-	-	-	-	-	-	-	-	-
at #5/3 Mississippi State	01/04/18		3	0-0	.000	0-0	.000	0-0	.000	0	0	0	1.5	0	0	0	0	0	0	0.5
ALABAMA	01/07/18		dnp	-	-	-	-	-	-	-	-	-	-	-	-	-	-	-	-	-
at Georgia	1/11/18		4	0-0	.000	0-0	.000	1-2	.500	1	0	1	1.4	0	0	0	0	0	1	0.6
Totals		0	67	2-6	.333	0-0	.000	3-7	.429	8	9	17	1.4	13	1	2	7	1	7	0.6

Games played: 12
Minutes/game: 5.6
Points/game: 0.6
FG Pct: 33.3
FT Pct: 42.9

Rebounds/game: 1.4
Assists/game: 0.1
Turnovers/game: 0.2
Assist/turnover ratio: 0.5
Steals/game: 0.1
Blocks/game: 0.6

NOTES

» **University of Arkansas Athletic Department Academic Athletic Director's List:** Fall, 2017
» First career game as a Razorback came against Sam Houston State in the opener.
» Played 19 minutes with four blocks and solid defense at UTEP.

CAREER STATS

				Total			3-Point			F-Throw			Rebounds											
Year	GP-GS	Min	Avg	FG	FGA	Pct	FG	FGA	Pct	FT	FTA	Pct	Off	Def	Tot	Avg	PF	FO	Ast	TO	Blk	Stl	Pts	Avg
2017-18	12-0	67	5.6	2	6	.333	0	0	.000	3	7	.429	8	9	17	1.4	13	0	1	2	7	1	7	0.6
TOTAL	12-0	67	5.6	2	6	.333	0	0	.000	3	7	.429	8	9	17	1.4	13	0	1	2	7	1	7	0.6

0-A'Tyanna Gaulden
RSo | G | 5-7

1-Raven Northcross-Baker
Jr | G | 5-7

3-Malica Monk
Jr | G | 5-5

4-Keiryn Swenson
Jr | G/F | 6-1

10-Kiara Williams
So | F/C | 6-1

13-Grayce Spangler
Fr | G | 5-11

14-Jailyn Mason
So | G | 5-9

20-Sydney Stout
So | F | 6-0

21-Devin Cosper
Gr. | G | 5-10

22-Bailey Zimmerman
Jr | G/F | 6-0

24-Taylah Thomas
Fr | F | 6-1

30-Macy Weaver
Fr | F | 6-3

33-Chelsea Dungee
RSo | G | 5-11



51-Brenna McClure
RSo | G | 5-6

Mike Neighbors
Arkansas, 1993
First Season

Lacey Goldwire
Oklahoma State, 2010
First Season

Todd Schaefer
Thomas More College, 1995
First Season

Pauline Love
Southern Miss, 2010
First Season

NOVEMBER 2, 2017

NORTHEASTERN STATE 74
ARKANSAS 82

Bud Walton Arena
Fayetteville, Arkansas

Devin Cosper dropped in 31 points leading four players in double figures in exhibition action. It was the 14th-consecutive exhibition game win for Arkansas and the first under head coach Mike Neighbors.

Northeastern State Univ. 74

##	Player		Total FG-FGA	3-Ptr FG-FGA	FT-FTA	Rebounds Off	Def	Tot	PF	TP	A	TO	Blk	Stl	Min
24	Strange, Destiny	f	3-10	0-4	0-0	1	3	4	3	6	3	1	0	0	29
12	Griffin, Miranda	g	6-11	5-9	0-2	1	4	5	2	17	3	0	0	0	27
14	Hayes, Cenia	g	2-6	2-6	2-2	1	4	5	0	8	0	1	0	1	18
21	Brooks, Tree	g	2-7	1-3	3-4	0	1	1	3	8	1	2	0	0	20
23	Eldred, Bailee	g	2-7	1-1	2-2	2	6	8	3	7	3	2	0	2	20
04	Hill, Alexis		1-2	1-2	0-2	0	0	0	3	3	1	1	0	0	19
15	Cunningham, Cailey		0-2	0-1	0-0	2	0	2	0	0	1	0	0	0	7
20	Long, Caitlyn		3-6	1-3	2-2	3	4	7	1	9	1	0	0	1	24
32	Blevins, Lauryn		4-10	1-3	2-2	2	4	6	4	11	0	2	3	2	17
33	Bertrand, Joi		0-4	0-0	2-2	1	1	2	2	2	0	4	1	1	12
34	Hellyer, Morgan		1-3	1-3	0-0	1	0	1	1	3	0	1	0	0	7
	Team					1	4	5							
	Totals		24-68	13-35	13-18	15	31	46	22	74	13	14	4	7	200

	1st	2nd	3rd	4th	Game	Deadball Rebounds
FG %:	5-18 27.8%	8-17 47.1%	4-14 28.6%	7-19 36.8%	24-68 35.3%	3,3
3FG %:	2-8 25.0%	6-11 54.5%	1-6 16.7%	4-10 40.0%	13-35 37.1%	
FT %:	2-2 100.0%	2-2 100.0%	4-6 66.7%	5-8 62.5%	13-18 72.2%	

Arkansas 82

##	Player		Total FG-FGA	3-Ptr FG-FGA	FT-FTA	Rebounds Off	Def	Tot	PF	TP	A	TO	Blk	Stl	Min
10	WILLIAMS, Kiara	f	2-3	0-0	1-2	4	2	6	3	5	0	0	1	0	13
22	ZIMMERMAN, Bailey	f	0-7	0-4	0-0	2	2	4	2	0	1	2	0	1	30
03	MONK, Malica	g	4-14	0-2	6-8	2	3	5	3	14	7	1	0	3	34
14	MASON, Jailyn	g	4-12	1-3	0-0	0	7	7	1	9	3	2	1	2	31
21	COSPER, Devin	g	11-23	6-9	3-4	1	4	5	1	31	1	2	1	2	29
01	NORTHCROSS-BAKER,		4-8	3-6	6-10	1	2	3	1	17	2	1	0	4	23
04	SWENSON, Keiryn		0-2	0-0	0-0	1	2	3	2	0	2	0	0	0	9
13	SPANGLER, Grayce		0-1	0-0	0-0	0	0	0	0	0	0	0	0	0	2
20	STOUT, Sydney		0-0	0-0	0-0	0	0	0	0	0	0	0	0	0	2
24	THOMAS,Taylah		3-4	0-1	0-1	3	5	8	1	6	0	0	0	0	24
30	WEAVER, Macy		0-0	0-0	0-0	2	0	2	0	0	0	1	0	0	3
	Team					0	3	3							
	Totals		28-74	10-25	16-25	16	30	46	14	82	16	9	3	12	200

	1st	2nd	3rd	4th	Game	Deadball Rebounds
FG %:	5-17 29.4%	4-18 22.2%	7-18 38.9%	12-21 57.1%	28-74 37.8%	5,1
3FG %:	3-8 37.5%	1-5 20.0%	1-4 25.0%	5-8 62.5%	10-25 40.0%	
FT %:	7-10 70.0%	6-8 75.0%	3-5 60.0%	0-2 0.0%	16-25 64.0%	

Officials: Brian Hall, Luis Gonzalez, Katie Lukanich
Technical fouls: Northeastern State Univ.-None. Arkansas-None.
Attendance: 1200
EXHIBITION GAME
Estimated Actual Attendance: 816

Score by periods	1st	2nd	3rd	4th	Total
Northeastern State Univ.	14	24	13	23	**74**
Arkansas	20	15	18	29	**82**

Points	In Paint	Off T/O	2nd Chance	Fast Break	Bench
NESU	14	6	13	2	28
AR	30	14	9	12	23

Last FG - NESU 4th-00:35, AR 4th-01:01.
Largest lead - NESU by 5 3rd-09:05, AR by 13 1st-03:09.
NESU led for 09:13. AR led for 24:08. Game was tied for 06:39.

Score tied - 9 times.
Lead changed - 6 times.

NOVEMBER 10, 2017

SAM HOUSTON STATE 54
ARKANSAS 65

Bud Walton Arena
Fayetteville, Arkansas
Elementary Day

Devin Cosper had her first Razorback double-double with 17 points and 12 rebounds in the come-from-behind win. Malica Monk's game-high 18 points ties the junior's career-best.

SHSU 54 • 0-1

##	Player		Total FG-FGA	3-Ptr FG-FGA	FT-FTA	Rebounds Off	Def	Tot	PF	TP	A	TO	Blk	Stl	Min
42	McKinney, Kiera	f	1-4	0-0	2-4	2	3	5	1	4	2	1	2	0	29
35	Cooper, Ashleigh	c	0-3	0-0	0-0	1	3	4	4	0	1	2	1	0	14
01	Oramas, Jenniffer	g	4-12	1-5	2-2	0	6	6	1	11	4	3	0	0	34
20	Morgan, Akarian	g	2-8	2-6	0-0	1	5	6	3	6	2	2	0	1	31
34	Harrell, Rachel	g	2-6	2-6	0-0	0	1	1	0	6	0	1	0	0	20
00	Ferriera, Kevyn		2-8	0-4	0-0	1	2	3	0	4	0	2	0	0	15
04	Bailey, Jada		1-4	0-2	0-0	0	1	1	1	0	2	0	0	0	6
05	Maxwell, Dominique		4-10	2-4	0-2	3	4	7	2	10	1	1	0	0	20
15	Harston, Tia		0-0	0-0	0-0	0	0	0	0	0	0	0	0	0	1
21	Baxter, Lydia		3-7	0-0	3-3	5	3	8	1	9	0	1	1	2	20
22	Mickens, Anastacia		1-1	0-0	0-0	0	6	6	2	2	0	2	1	0	10
	Team					2	2	4							
	Totals		20-63	7-27	7-11	15	36	51	14	54	10	15	5	3	200

	1st	2nd	3rd	4th	Game	Deadball Rebounds
FG %:	4-12 33.3%	6-17 35.3%	4-17 23.5%	6-17 35.3%	20-63 31.7%	3
3FG %:	1-4 25.0%	2-6 33.3%	1-9 11.1%	3-8 37.5%	7-27 25.9%	
FT %:	4-6 66.7%	1-1 100.0%	0-0 0.0%	2-4 50.0%	7-11 63.6%	

Arkansas 65 • 1-0

##	Player		Total FG-FGA	3-Ptr FG-FGA	FT-FTA	Rebounds Off	Def	Tot	PF	TP	A	TO	Blk	Stl	Min
10	WILLIAMS, Kiara	f	3-4	0-0	1-1	0	2	2	1	7	1	0	0	0	17
22	ZIMMERMAN, Bailey	f	1-7	0-4	0-0	0	3	3	1	2	2	1	0	2	27
03	MONK, Malica	g	7-13	1-4	3-4	0	2	2	2	18	4	1	0	4	33
14	MASON, Jailyn	g	3-10	2-4	0-0	0	5	5	0	8	4	1	3	1	25
21	COSPER, Devin	g	6-13	4-11	1-2	2	10	12	3	17	2	4	1	1	31
01	NORTHCROSS-BAKER,		1-8	1-6	0-0	2	0	2	3	3	2	1	0	0	20
04	SWENSON, Keiryn		2-8	1-4	0-0	0	1	1	1	5	0	0	2	0	18
13	SPANGLER, Grayce		0-1	0-0	0-2	0	0	0	0	0	0	0	0	0	4
20	STOUT, Sydney		0-1	0-0	1-2	1	0	1	1	1	0	1	0	0	6
24	THOMAS,Taylah		2-2	0-0	0-0	1	3	4	0	4	0	0	1	0	17
30	WEAVER, Macy		0-0	0-0	0-0	0	0	0	0	0	0	0	0	0	2
	Team					4	3	7							
	Totals		25-67	9-33	6-11	10	29	39	12	65	15	9	7	8	200

	1st	2nd	3rd	4th	Game	Deadball Rebounds
FG %:	2-18 11.1%	8-17 47.1%	8-16 50.0%	7-16 43.8%	25-67 37.3%	1
3FG %:	1-11 9.1%	1-6 16.7%	5-8 62.5%	2-8 25.0%	9-33 27.3%	
FT %:	0-0 0.0%	1-2 50.0%	2-2 100.0%	3-7 42.9%	6-11 54.5%	

Officials: Eric Brewton, Kelly Johnson, Eric Baker
Technical fouls: SHSU-None. Arkansas-None.
Attendance: 4719
Estimated Actual Attendance: 4,418

Score by periods	1st	2nd	3rd	4th	Total
SHSU	13	15	9	17	**54**
Arkansas	5	18	23	19	**65**

Points	In Paint	Off T/O	2nd Chance	Fast Break	Bench
SHSU	24	6	7	2	27
AR	28	15	5	14	13

Last FG - SHSU 4th-00:38, AR 4th-02:09.
Largest lead - SHSU by 13 2nd-07:26, AR by 23 4th-06:19.
SHSU led for 19:51. AR led for 17:54. Game was tied for 01:44.

Score tied - 2 times.
Lead changed - 2 times.

NOVEMBER 12, 2017

SAMFORD 63
ARKANSAS 84

Bud Walton Arena
Fayetteville, Arkansas

Career best points and rebounds for Malica Monk. Career best points for Taylah Thomas and Kiara Williams.

Samford 63 • 0-2

##	Player		Total FG-FGA	3-Ptr FG-FGA	FT-FTA	Rebounds Off	Def	Tot	PF	TP	A	TO	Blk	Stl	Min
32	Olivia Crozier	f	5-8	0-0	0-0	2	5	7	2	10	1	1	0	0	22
35	Samantha Fitzgerald	f	2-9	0-1	2-2	2	5	7	4	6	1	1	0	1	31
02	Hannah Nichols	g	6-13	3-7	2-2	1	5	6	2	17	3	1	1	0	32
12	Charity Brown	g	2-6	1-3	2-4	1	5	6	4	7	4	2	0	1	28
31	Cassidy Williams	g	3-9	1-5	0-0	0	1	1	1	7	1	1	0	0	24
03	Shauntai Battle		2-2	0-0	1-2	1	1	2	4	5	1	2	0	1	16
11	Paige Serup		1-3	0-2	2-2	0	2	2	2	4	0	0	0	0	18
22	Raven Omar		0-1	0-1	0-0	0	0	0	2	0	3	1	0	0	6
33	Makaila Woolard		2-8	1-3	2-2	0	0	0	2	7	2	2	0	0	18
45	Natalie Armstrong		0-0	0-0	0-0	0	0	0	0	0	1	2	0	0	5
	Team					1	2	3							
	Totals		23-59	6-22	11-14	8	26	34	23	63	17	13	1	3	200

	1st	2nd	3rd	4th	Game	Deadball Rebounds
FG %:	5-13 38.5%	7-17 41.2%	5-13 38.5%	6-16 37.5%	23-59 39.0%	1,1
3FG %:	2-6 33.3%	0-3 0.0%	1-4 25.0%	3-9 33.3%	6-22 27.3%	
FT %:	6-6 100.0%	1-2 50.0%	2-4 50.0%	2-2 100.0%	11-14 78.6%	

Arkansas 84 • 2-0

##	Player		Total FG-FGA	3-Ptr FG-FGA	FT-FTA	Rebounds Off	Def	Tot	PF	TP	A	TO	Blk	Stl	Min
10	WILLIAMS, Kiara	f	5-7	0-0	0-0	1	4	5	1	10	0	0	4	2	19
22	ZIMMERMAN, Bailey	f	0-1	0-1	0-0	0	0	0	3	0	0	0	0	0	19
03	MONK, Malica	g	6-14	2-3	7-7	1	8	9	2	21	6	1	0	2	37
14	MASON, Jailyn	g	5-11	2-5	0-2	0	1	1	2	12	2	1	0	2	35
21	COSPER, Devin	g	5-12	3-10	5-5	0	5	5	2	18	2	1	0	1	29
01	NORTHCROSS-BAKER,		0-2	0-2	0-0	0	1	1	1	0	6	1	0	0	22
04	SWENSON, Keiryn		3-5	3-4	0-0	0	0	0	3	9	1	0	0	0	13
13	SPANGLER, Grayce		0-1	0-1	0-0	0	1	1	0	0	0	0	0	0	2
20	STOUT, Sydney		0-0	0-0	1-2	0	1	1	0	1	0	0	0	0	2
24	THOMAS,Taylah		5-6	0-1	3-6	2	7	9	1	13	0	2	0	0	21
30	WEAVER, Macy		0-0	0-0	0-0	0	0	0	0	0	0	0	0	0	1
	Team					1	2	3							
	Totals		29-59	10-27	16-22	5	30	35	15	84	17	6	4	7	200

	1st	2nd	3rd	4th	Game	Deadball Rebounds
FG %:	9-13 69.2%	6-18 33.3%	7-16 43.8%	7-12 58.3%	29-59 49.2%	4
3FG %:	4-6 66.7%	2-9 22.2%	2-6 33.3%	2-6 33.3%	10-27 37.0%	
FT %:	5-6 83.3%	1-1 100.0%	0-0 0.0%	10-15 66.7%	16-22 72.7%	

Officials: Scott Yarbrough, Laura Morris, Pualani Spurlock
Technical fouls: Samford-None. Arkansas-None.
Attendance: 1739
Estimated Actual Attendance: 1,107

Score by periods	1st	2nd	3rd	4th	Total
Samford	18	15	13	17	**63**
Arkansas	27	15	16	26	**84**

Points	In Paint	Off T/O	2nd Chance	Fast Break	Bench
SAM	24	11	2	2	16
AR	30	18	5	3	23

Last FG - SAM 4th-01:03, AR 4th-01:19.
Largest lead - SAM None, AR by 24 4th-04:43.
SAM led for 00:00. AR led for 39:37. Game was tied for 00:23.

Score tied - 1 time.
Lead changed - 0 times.

NOVEMBER 16, 2017

ARKANSAS 69
NEBRASKA 80

Pinnacle Bank Arena
Lincoln, Nebraska

Career best 22 points for Malica Monk and 21 points for Devin Cosper. Career best 11 rebounds for both Taylah Thomas and Kiara Williams. Cosper had 10 points in the first quarter and Monk had 10 in the third quarter.

Arkansas Razorbacks 69 • 2-1

##	Player		Total FG-FGA	3-Ptr FG-FGA	FT-FTA	Rebounds Off	Def	Tot	PF	TP	A	TO	Blk	Stl	Min
03	Malica Monk	*	9-19	1-4	3-3	0	3	3	5	22	6	2	0	3	37
10	Kiara Williams	*	3-6	0-0	0-0	6	5	11	4	6	1	2	2	1	20
14	Jailyn Mason	*	4-12	0-2	0-1	0	5	5	3	8	2	4	0	4	30
21	Devin Cosper	*	8-25	5-16	0-0	1	3	4	2	21	0	4	2	2	34
22	Bailey Zimmerman	*	0-2	0-2	1-2	0	0	0	3	1	0	2	2	0	24
01	Ra Northcross-Baker		1-4	1-3	0-0	1	3	4	1	3	0	1	0	2	18
04	Keiryn Swenson		1-5	1-5	0-0	1	2	3	2	3	0	0	0	0	17
24	Taylah Thomas		1-4	0-0	3-4	6	5	11	3	5	1	0	2	0	20
	Team					3	1	4							
	Totals		27-77	8-32	7-10	18	27	45	23	69	10	15	8	12	200

	1st	2nd	3rd	4th	Game	Deadball Rebounds
FG %:	8-19 42.1%	4-17 23.5%	8-18 44.4%	7-23 30.4%	27-77 35.1%	2
3FG %:	3-7 42.9%	1-7 14.3%	1-5 20.0%	3-13 23.1%	8-32 25.0%	
FT %:	0-0 0.0%	2-3 66.7%	5-7 71.4%	0-0 0.0%	7-10 70.0%	

Nebraska 80 • 3-0

##	Player		Total FG-FGA	3-Ptr FG-FGA	FT-FTA	Rebounds Off	Def	Tot	PF	TP	A	TO	Blk	Stl	Min
03	Hannah Whitish	*	1-11	0-4	0-0	2	3	5	0	2	4	3	0	1	26
24	Maddie Simon	*	2-9	0-1	1-2	5	7	12	2	5	3	5	0	0	29
31	Kate Cain	*	4-8	0-0	4-7	4	6	10	0	12	2	0	4	0	25
33	Taylor Kissinger	*	9-15	4-7	3-4	2	6	8	3	25	4	2	0	1	30
34	Jasmine Concore	*	4-7	1-1	5-6	2	3	5	4	14	3	0	1	3	31
12	Emily Wood		1-2	1-2	0-0	0	0	0	1	3	0	0	0	1	10
14	Grace Mitchell		2-5	0-0	0-0	4	2	6	0	4	0	2	0	1	11
15	Bria Stallworth		2-10	1-6	4-4	0	1	1	0	9	1	1	0	0	23
43	Rachel Blackburn		3-5	0-0	0-2	1	3	4	1	6	0	2	0	0	10
50	Darrien Washington		0-0	0-0	0-0	0	1	1	1	0	0	0	1	0	5
	Team					2	1	3				1			
	Totals		28-72	7-21	17-25	22	33	55	12	80	17	16	6	7	200

	1st	2nd	3rd	4th	Game	Deadball Rebounds
FG %:	10-20 50.0%	7-18 38.9%	5-20 25.0%	6-14 42.9%	28-72 38.9%	3
3FG %:	4-9 44.4%	1-4 25.0%	1-4 25.0%	1-4 25.0%	7-21 33.3%	
FT %:	0-0 0.0%	2-7 28.6%	6-7 85.7%	9-11 81.8%	17-25 68.0%	

Officials: Beverly Roberts, Bryan Enterline, Gina Cross
Technical fouls: Arkansas Razorbacks-None. Nebraska-None.
Attendance: 3459

Score by periods	1st	2nd	3rd	4th	Total
Arkansas Razorbacks	19	11	22	17	**69**
Nebraska	24	17	17	22	**80**

Points	In Paint	Off T/O	2nd Chance	Fast Break	Bench
AR	32	12	14	10	11
NEB	42	16	16	6	22

Last FG - AR 4th-03:56, NEB 4th-01:18.
Largest lead - AR by 2 4th-06:21, NEB by 14 2nd-06:05.
AR led for 00:43. NEB led for 36:27. Game was tied for 02:49.

Score tied - 4 times.
Lead changed - 2 times.

NOVEMBER 20, 2017

ARKANSAS 77
ORU 66

Mabee Arena
Tulsa, Oklahoma

Career-best 24 points for Malica Monk and career-best tying night with 21 points for Devin Cosper. Arkansas forced 14 ORU turnovers while only turning it over four times.

Arkansas 77 • 3-1

##	Player		Total FG-FGA	3-Ptr FG-FGA	FT-FTA	Rebounds Off	Def	Tot	PF	TP	A	TO	Blk	Stl	Min
10	WILLIAMS, Kiara	f	3-7	0-0	2-2	3	2	5	4	8	0	1	0	1	17
22	ZIMMERMAN, Bailey	f	1-7	0-3	0-2	1	3	4	3	2	1	0	1	0	21
03	MONK, Malica	g	9-16	1-3	5-6	0	3	3	1	24	4	1	0	1	32
14	MASON, Jailyn	g	3-9	0-0	0-0	1	1	2	1	6	1	1	0	0	32
21	COSPER, Devin	g	8-19	3-10	2-2	0	10	10	2	21	1	0	0	2	38
01	NORTHCROSS-BAKER,		3-6	1-4	1-2	0	1	1	3	8	1	0	0	0	22
04	SWENSON, Keiryn		2-3	1-2	1-2	0	2	2	2	6	0	1	0	1	15
24	THOMAS,Taylah		0-3	0-1	2-2	2	7	9	2	2	0	0	1	0	23
	Team					2	3	5							
	Totals		29-70	6-23	13-18	9	32	41	18	77	8	4	2	5	200

1st - FG %:	9-19	47.4%	2nd:	7-18	38.9%	3rd:	7-19	36.8%	4th:	6-14	42.9%	Game:	29-70 41.4%
3FG %:	3-7	42.9%		1-5	20.0%		2-8	25.0%		0-3	0.0%		6-23 26.1%
FT %:	4-4	100.0%		0-2	0.0%		0-0	0.0%		9-12	75.0%		13-18 72.2%

Deadball Rebounds: 3

Oral Roberts 66 • 1-3

##	Player		Total FG-FGA	3-Ptr FG-FGA	FT-FTA	Rebounds Off	Def	Tot	PF	TP	A	TO	Blk	Stl	Min
15	Ihim, Faith	f	5-9	0-1	3-6	4	7	11	2	13	2	4	0	0	28
44	Martianez, Maria	f	3-8	0-1	5-6	1	8	9	3	11	4	2	0	0	32
13	Skalnik, Rachel	g	1-3	1-3	0-0	0	0	0	4	3	0	1	0	0	21
32	Garvie, Sarah	g	4-12	4-12	0-0	0	5	5	1	12	3	2	0	0	33
33	Lippe, Keni Jo	g	1-7	0-2	4-4	0	1	1	3	6	0	1	0	1	20
02	Doyle, Jordan		0-0	0-0	0-0	0	0	0	1	0	0	1	0	0	1
10	Mayberry, Maya		2-5	2-3	2-2	0	1	1	1	8	1	1	0	1	22
20	Schumacher, Regan		0-1	0-0	0-0	0	1	1	0	0	0	0	0	0	2
22	Gilbert, Jordan		1-4	0-0	0-0	1	4	5	4	2	1	2	0	0	20
24	Brotons, Montserrat		5-9	0-0	1-1	1	3	4	1	11	1	0	0	0	21
	Team					0	4	4							
	Totals		22-58	7-22	15-19	7	34	41	20	66	12	14	0	2	200

1st - FG %:	8-16	53.3%	2nd:	6-14	42.9%	3rd:	6-16	31.3%	4th:	3-13	23.1%	Game:	22-58 37.9%
3FG %:	2-4	50.0%		3-6	50.0%		1-7	14.3%		1-5	20.0%		7-22 31.8%
FT %:	3-5	60.0%		0-0	0.0%		2-4	50.0%		10-10	100.0%		15-19 78.9%

Deadball Rebounds: 1

Officials: Greg Small, Nick Marshall, Michelle Kramer
Technical fouls: Arkansas-None. Oral Roberts-None.
Attendance: 2503

Score by periods	1st	2nd	3rd	4th	Total
Arkansas	25	15	16	21	**77**
Oral Roberts	21	15	13	17	**66**

Points	In Paint	Off T/O	2nd Chance	Fast Break	Bench
AR	32	15	6	18	16
ORU	28	0	2	2	21

Last FG - AR 4th-01:52, ORU 4th-00:29.
Largest lead - AR by 14 4th-07:23, ORU by 6 1st-04:58.
AR led for 30:59. ORU led for 08:32. Game was tied for 00:29.

Score tied - 1 time.
Lead changed - 1 time.

NOVEMBER 24, 2017

ARKANSAS 61
UTEP 64

Don Haskins Center
El Paso, Texas

Arkansas started the game 0-for-15 in the first quarter and made a valiant comeback that fell short. Devin Cosper reached double figures in the third quarter and she and Malica Monk were in double figures for the fifth time.

Arkansas 61 • 3-2

##	Player		Total FG-FGA	3-Ptr FG-FGA	FT-FTA	Rebounds Off	Def	Tot	PF	TP	A	TO	Blk	Stl	Min
10	WILLIAMS, Kiara	f	0-2	0-0	1-2	1	0	1	3	1	0	1	0	1	8
03	MONK, Malica	g	3-15	1-6	3-3	0	2	2	2	10	5	1	0	3	36
14	MASON, Jailyn	g	3-9	2-6	0-0	1	3	4	1	8	2	0	0	1	24
21	COSPER, Devin	g	8-17	6-13	0-2	1	4	5	2	22	0	1	0	4	31
22	ZIMMERMAN, Bailey	g	1-5	0-3	2-2	2	1	3	0	4	2	0	0	2	23
01	NORTHCROSS-BAKER,		3-12	0-6	1-1	2	0	2	1	7	3	0	0	0	16
04	SWENSON, Keiryn		2-7	2-6	0-2	1	1	2	0	6	0	1	0	2	16
13	SPANGLER, Grayce		0-0	0-0	0-0	0	0	0	2	0	0	0	0	0	5
20	STOUT, Sydney		0-0	0-0	0-0	0	0	0	0	0	0	0	0	0	6
24	THOMAS,Taylah		0-2	0-1	1-2	2	2	4	1	1	0	0	0	0	16
30	WEAVER, Macy		1-1	0-0	0-0	2	1	3	3	2	1	0	4	1	19
	Team					0	1	1							
	Totals		21-70	11-41	8-14	12	15	27	15	61	13	4	4	14	200

1st - FG %:	0-15	0.0%	2nd:	7-19	36.8%	3rd:	5-17	29.4%	4th:	9-19	47.4%	Game:	21-70 30.0%
3FG %:	0-9	0.0%		2-10	20.0%		3-9	33.3%		6-13	46.2%		11-41 26.8%
FT %:	3-6	50.0%		1-1	100.0%		3-6	50.0%		1-1	100.0%		8-14 57.1%

Deadball Rebounds: 3

UTEP 64 • 3-0

##	Player		Total FG-FGA	3-Ptr FG-FGA	FT-FTA	Rebounds Off	Def	Tot	PF	TP	A	TO	Blk	Stl	Min
03	ALEXANDER, Jordan	f	1-3	0-0	1-2	3	6	9	2	3	0	1	0	1	23
42	SEDA, Tamara	f	9-20	0-0	2-3	2	8	10	3	20	0	3	0	0	31
00	JENKINS, Jordan	g	1-4	1-3	0-0	1	3	4	1	3	7	5	0	0	22
14	HOWELL, Najala	g	6-7	3-4	0-0	0	8	8	0	15	4	3	0	0	33
44	ZEC, Katarina	g	4-6	0-2	2-2	2	4	6	3	10	2	5	0	0	39
01	PATTERSON, Roeshond		0-2	0-2	0-0	0	1	1	0	0	0	0	0	0	7
05	PUC, Zuzanna		4-7	0-0	0-0	1	3	4	2	8	1	3	0	0	14
10	COOK, Faith		2-4	1-2	0-0	0	2	2	1	5	4	3	0	0	20
23	FORD, Jakeira		0-0	0-0	0-0	0	2	2	1	0	1	0	0	0	9
24	TAPPS, Rachel		0-0	0-0	0-0	0	1	1	0	0	0	0	0	0	2
	Team					2	2	4							
	Totals		27-53	5-13	5-7	11	40	51	13	64	19	23	0	1	200

1st - FG %:	7-16	43.8%	2nd:	9-13	69.2%	3rd:	6-14	42.9%	4th:	5-10	50.0%	Game:	27-53 50.9%
3FG %:	0-2	0.0%		3-5	60.0%		1-4	25.0%		1-2	50.0%		5-13 38.5%
FT %:	1-1	100.0%		2-2	100.0%		1-2	50.0%		1-2	50.0%		5-7 71.4%

Deadball Rebounds: 2

Officials: Michelle Kramer, Jeremy Hohn, Rick Thorne
Technical fouls: Arkansas-None. UTEP-None.
Attendance: 633

Score by periods	1st	2nd	3rd	4th	Total
Arkansas	3	17	16	25	**61**
UTEP	15	23	14	12	**64**

Points	In Paint	Off T/O	2nd Chance	Fast Break	Bench
AR	18	22	18	14	16
UTEPW	38	0	10	2	13

Last FG - AR 4th-00:38, UTEPW 4th-00:08.
Largest lead - AR None, UTEPW by 20 3rd-09:45.
AR led for 00:00. UTEPW led for 39:27. Game was tied for 00:33.

Score tied - 0 times.
Lead changed - 0 times.

NOVEMBER 25, 2017

ARKANSAS 69
NEW MEXICO STATE 60

Don Haskins Center
El Paso, Texas

Devin Cosper with her third double-double with 17 points and 11 rebounds. Malica Monk led all scorers with 22 points. Williams posted her first career double-double with 11 points and 11 rebounds.

Arkansas 69 • 4-2

##	Player		Total FG-FGA	3-Ptr FG-FGA	FT-FTA	Rebounds Off	Def	Tot	PF	TP	A	TO	Blk	Stl	Min
10	WILLIAMS, Kiara	f	5-11	0-0	1-3	4	7	11	2	11	0	3	0	2	25
03	MONK, Malica	g	9-17	1-4	3-7	3	4	7	0	22	2	5	1	4	38
14	MASON, Jailyn	g	1-8	1-4	0-0	3	3	6	3	3	2	1	1	2	28
21	COSPER, Devin	g	6-17	2-9	3-4	2	9	11	2	17	4	2	1	2	39
22	ZIMMERMAN, Bailey	g	0-1	0-1	1-2	2	1	3	2	1	2	0	0	0	24
01	NORTHCROSS-BAKER,		2-7	1-4	2-4	1	1	2	4	7	0	2	0	2	18
04	SWENSON, Keiryn		2-5	1-4	0-0	2	4	6	1	5	0	4	0	0	14
24	THOMAS,Taylah		0-4	0-0	3-4	3	4	7	1	3	0	1	0	0	14
	Team					2	0	2							
	Totals		25-70	6-26	13-24	22	33	55	15	69	10	18	3	12	200

1st - FG %:	4-19	21.1%	2nd:	4-14	28.6%	3rd:	9-18	50.0%	4th:	8-19	42.1%	Game:	25-70 35.7%
3FG %:	1-7	14.3%		1-6	16.7%		3-7	42.9%		1-6	16.7%		6-26 23.1%
FT %:	2-4	50.0%		3-3	100.0%		3-3	100.0%		5-14	35.7%		13-24 54.2%

Deadball Rebounds: 7

NM State 60 • 2-4

##	Player		Total FG-FGA	3-Ptr FG-FGA	FT-FTA	Rebounds Off	Def	Tot	PF	TP	A	TO	Blk	Stl	Min
01	Cooper, Jasmine	f	1-8	0-0	2-2	2	3	5	2	4	2	2	0	1	21
30	Pack, Gia	f	7-15	0-4	3-5	4	2	6	4	17	1	3	0	0	26
02	Salas, Brooke	g	5-17	2-8	3-5	6	4	10	4	15	1	4	1	1	30
12	Williams, Zaire	g	2-5	1-3	2-2	0	2	2	4	7	2	6	1	1	38
21	Mills, Monique	g	2-6	1-2	0-0	0	2	2	1	5	2	0	0	5	33
00	Wilmore, Pam		0-1	0-0	0-0	0	0	0	0	0	0	0	0	0	3
03	Childress, Tonishia		0-2	0-1	0-0	0	3	3	1	0	1	1	0	1	14
20	Mills, Dominique		2-4	0-0	0-0	1	3	4	2	4	0	1	0	1	16
22	Atkinson, Kalei		0-0	0-0	0-0	0	0	0	0	0	0	0	0	0	0+
33	Toilolo, Jeneva		4-9	0-0	0-0	0	6	6	3	8	0	1	0	0	19
	Team					1	2	3							
	Totals		23-67	4-18	10-14	14	27	41	21	60	9	18	2	10	200

1st - FG %:	8-21	38.1%	2nd:	4-15	26.7%	3rd:	6-16	37.5%	4th:	5-15	33.3%	Game:	23-67 34.3%
3FG %:	1-6	16.7%		0-2	0.0%		2-4	50.0%		1-6	16.7%		4-18 22.2%
FT %:	0-2	0.0%		0-0	0.0%		1-2	50.0%		9-10	90.0%		10-14 71.4%

Deadball Rebounds: 1

Officials: Lisa Mattingly, Beverly Roberts, Tina Napier
Technical fouls: Arkansas-None. NM State-None.
Attendance: 250

Score by periods	1st	2nd	3rd	4th	Total
Arkansas	11	12	24	22	**69**
NM State	17	8	15	20	**60**

Points	In Paint	Off T/O	2nd Chance	Fast Break	Bench
AR	34	17	16	13	15
NMSU	30	20	17	8	12

Last FG - AR 4th-00:16, NMSU 4th-00:51.
Largest lead - AR by 11 3rd-03:45, NMSU by 7 1st-01:06.
AR led for 19:50. NMSU led for 19:16. Game was tied for 00:54.

Score tied - 2 times.
Lead changed - 8 times.

NOVEMBER 29, 2017

ABILENE CHRISTIAN 65
ARKANSAS 79

Bud Walton Arena
Fayetteville, Arkansas

Five players in double figures with Devin Cosper and Malica Monk recording their seventh consecutive games in double digits ... Forced a season-best 20 turnovers ... 20-0 run in fourth quarter.

ACU 65 • 3-2

##	Player		Total FG-FGA	3-Ptr FG-FGA	FT-FTA	Rebounds Off	Def	Tot	PF	TP	A	TO	Blk	Stl	Min
22	ALLEN, SIERRA	f	1-2	0-0	0-2	2	1	3	4	2	2	3	0	1	16
13	OLUOCH, TAUDENCIAH	c	4-7	1-2	0-0	1	0	1	0	9	0	1	0	0	12
03	GOLIGHTLY, DOMINIQ	g	8-20	7-15	1-2	1	7	8	2	24	1	1	2	1	35
10	WRIGHT, BREANNA	g	0-5	0-5	2-2	3	1	4	3	2	4	3	0	2	31
11	WILLIAMSON, SARA	g	2-11	1-1	0-2	2	3	5	2	5	4	1	0	2	27
12	LARSON, JOSIE		1-6	1-6	0-0	0	3	3	1	3	1	0	0	1	17
14	HERRERA, PAM		0-0	0-0	0-0	0	0	0	0	0	0	1	0	0	1
21	GALINDO, KAYLA		1-4	1-3	0-0	1	1	2	2	3	3	2	0	0	14
25	KIRGAN, LEXI		3-6	0-0	0-0	2	2	4	2	6	1	2	2	0	16
30	ROWE, LAURA		0-1	0-1	0-0	0	0	0	0	0	0	0	0	0	2
32	MABRY, MAKAYLA		4-6	0-1	3-3	2	5	7	1	11	1	2	1	0	19
33	ADAMS, ALYSSA		0-1	0-0	0-0	2	0	2	4	0	0	2	1	1	10
	Team					2	2	4				2			
	Totals		24-69	11-34	6-11	18	25	43	21	65	17	20	6	8	200

1st - FG %:	5-16	31.3%	2nd:	4-14	28.6%	3rd:	9-21	42.9%	4th:	6-18	33.3%	Game:	24-69 34.8%
3FG %:	4-13	30.8%		0-5	0.0%		3-8	37.5%		4-8	50.0%		11-34 32.4%
FT %:	0-0	0.0%		2-6	33.3%		2-3	66.7%		2-2	100.0%		6-11 54.5%

Deadball Rebounds: 3,2

Arkansas 79 • 5-2

##	Player		Total FG-FGA	3-Ptr FG-FGA	FT-FTA	Rebounds Off	Def	Tot	PF	TP	A	TO	Blk	Stl	Min
10	WILLIAMS, Kiara	f	4-6	0-0	4-5	5	3	8	0	12	0	0	1	3	20
22	ZIMMERMAN, Bailey	f	1-4	0-1	1-2	4	2	6	1	3	2	2	1	1	25
03	MONK, Malica	g	5-14	1-2	4-6	0	2	2	2	15	1	2	0	1	29
14	MASON, Jailyn	g	5-13	3-7	0-0	0	7	7	1	13	8	3	1	2	34
21	COSPER, Devin	g	4-10	2-5	1-2	0	3	3	4	11	1	3	1	2	21
01	NORTHCROSS-BAKER,		3-6	2-4	7-8	1	2	3	2	15	1	0	0	1	22
04	SWENSON, Keiryn		1-3	1-2	0-0	1	1	2	0	3	0	1	0	1	17
13	SPANGLER, Grayce		0-2	0-2	0-0	0	0	0	0	0	0	1	0	0	6
20	STOUT, Sydney		0-2	0-1	0-0	1	0	1	0	0	0	0	0	0	3
24	THOMAS,Taylah		2-7	1-1	2-4	3	4	7	2	7	0	0	0	2	20
30	WEAVER, Macy		0-1	0-0	0-0	0	1	1	0	0	0	0	0	0	3
	Team					2	2	4	1						
	Totals		25-68	10-25	19-27	17	27	44	13	79	13	12	4	13	200

1st - FG %:	7-17	41.2%	2nd:	3-16	18.8%	3rd:	7-18	38.9%	4th:	8-17	47.1%	Game:	25-68 36.8%
3FG %:	1-4	25.0%		0-5	0.0%		4-7	57.1%		5-9	55.6%		10-25 40.0%
FT %:	5-8	62.5%		8-9	88.9%		2-6	33.3%		4-4	100.0%		19-27 70.4%

Deadball Rebounds: 7,2

Officials: Mark Zentz, Bruce Morris, Pualani Spurlock
Technical fouls: ACU-None. Arkansas-COSPER, Devin; TEAM.
Attendance: 1132
Estimated Actual Attendance: 706

Score by periods	1st	2nd	3rd	4th	Total
ACU	14	10	23	18	**65**
Arkansas	20	14	20	25	**79**

Points	In Paint	Off T/O	2nd Chance	Fast Break	Bench
ACU	18	7	16	0	23
AR	20	28	9	0	25

Last FG - ACU 4th-00:34, AR 4th-02:21.
Largest lead - ACU by 1 1st-09:21, AR by 24 4th-05:36.
ACU led for 00:21. AR led for 38:59. Game was tied for 00:40.

Score tied - 1 time.
Lead changed - 2 times.

DECEMBER 3, 2017

ARKANSAS 60
KANSAS 71

Allen Fieldhouse
Lawrence, Kansas

Devin Cosper and Malica Monk made it eight games in a row with double-figure scoring. Kiara Williams posted a career-best 16 rebounds. Second consecutive game in double-figures for Jailyn Mason.

Arkansas 60 • 5-3

##	Player		Total FG-FGA	3-Ptr FG-FGA	FT-FTA	Rebounds Off	Def	Tot	PF	TP	A	TO	Blk	Stl	Min
01	NORTHCROSS-BAKER,		1-6	0-4	0-0	0	2	2	4	2	1	0	0	0	14
03	MONK, Malica	g	8-20	1-3	4-4	3	4	7	4	21	5	3	0	0	32
04	SWENSON, Keiryn		1-3	1-3	1-2	0	2	2	1	4	0	1	1	0	18
10	WILLIAMS, Kiara	c	3-6	0-0	0-1	5	11	16	3	6	0	4	2	0	28
13	SPANGLER, Grayce		0-0	0-0	0-0	0	0	0	0	0	0	0	0	0	1
14	MASON, Jailyn	g	4-9	2-5	0-0	0	2	2	5	10	1	2	0	2	33
21	COSPER, Devin	g	5-23	1-11	6-8	1	2	3	3	17	0	2	1	1	39
22	ZIMMERMAN, Bailey	f	0-1	0-0	0-0	0	2	2	4	0	0	1	1	0	24
24	THOMAS,Taylah		0-1	0-1	0-0	0	0	0	0	0	0	0	0	0	9
30	WEAVER, Macy		0-0	0-0	0-0	0	0	0	0	0	0	0	1	0	2
	Team					4	2	6							
	Totals		22-69	5-27	11-15	13	27	40	24	60	7	13	6	3	200

1st - FG %:	4-17	23.5%	2nd:	5-16	31.3%	3rd:	8-15	53.3%	4th:	5-21	23.8%	Game:	22-69	31.9%	Deadball
3FG %:	1-8	12.5%		0-4	0.0%		3-7	42.9%		1-8	12.5%		5-27	18.5%	Rebounds
FT %:	3-5	60.0%		0-0	0.0%		2-4	50.0%		6-6	100.0%		11-15	73.3%	2

Kansas 71 • 7-0

##	Player		Total FG-FGA	3-Ptr FG-FGA	FT-FTA	Rebounds Off	Def	Tot	PF	TP	A	TO	Blk	Stl	Min
00	Lyons, Christalah	g	6-17	0-3	3-6	0	4	4	3	15	3	2	1	5	28
02	Osorio, Brianna	g	2-6	0-2	4-4	0	8	8	2	8	2	7	1	1	33
12	Wilson, Micaela		0-2	0-1	0-0	0	3	3	0	0	1	2	0	0	8
14	Richardson, Austin	f	1-7	0-2	0-2	1	5	6	2	2	0	1	1	0	22
22	Cheadle, Chayla		2-5	1-2	1-2	3	2	5	2	6	2	0	0	0	28
23	Watts, Eboni		0-1	0-0	0-0	0	1	1	0	0	0	0	0	0	3
33	Kopatich, Kylee	g	7-14	2-5	10-11	2	2	4	3	26	1	2	1	2	38
35	Helgren, Bailey	c	2-3	0-0	0-0	2	1	3	1	4	0	0	0	0	17
50	Boric, Sara		0-0	0-0	0-0	0	1	1	1	0	0	0	0	0	3
55	Johnson, Tyler		5-7	0-0	0-0	3	2	5	3	10	0	1	1	0	20
	Team					3	7	10							
	Totals		25-62	3-15	18-25	14	36	50	17	71	9	15	5	8	200

1st - FG %:	6-17	35.3%	2nd:	6-13	46.2%	3rd:	8-20	40.0%	4th:	5-12	41.7%	Game:	25-62	40.3%	Deadball
3FG %:	1-4	25.0%		0-3	0.0%		2-5	40.0%		0-3	0.0%		3-15	20.0%	Rebounds
FT %:	3-5	60.0%		2-2	100.0%		3-3	100.0%		10-15	66.7%		18-25	72.0%	3

Officials: Scott Yarbrough, Jesse Dickerson, Michael McConnell
Technical fouls: Arkansas-None. Kansas-None.
Attendance: 1795
FO: Arkansas #14 (0:20.8)

Score by periods	1st	2nd	3rd	4th	Total
Arkansas	12	10	21	17	**60**
Kansas	16	14	21	20	**71**

Points	In Paint	Off T/O	2nd Chance	Fast Break	Bench
AR	28	10	8	6	6
KU	42	17	11	14	16

Last FG - AR 4th-01:10, KU 4th-03:10.
Largest lead - AR by 2 1st-08:40, KU by 13 3rd-08:05.
AR led for 01:17. KU led for 35:31. Game was tied for 03:03.

Score tied - 2 times.
Lead changed - 3 times.

DECEMBER 7, 2017

CHARLOTTE 72
ARKANSAS 73

Bud Walton Arena
Fayetteville, Arkansas

Devin Cosper had a career-best 25 points and 14 rebounds in comeback win. Arkansas trailed by seven at the half and was tied at the 3Q before winning.

Charlotte 72 • 3-6

##	Player		Total FG-FGA	3-Ptr FG-FGA	FT-FTA	Rebounds Off	Def	Tot	PF	TP	A	TO	Blk	Stl	Min
15	JAMISON-MYERS,Nyila	f	3-9	0-0	2-3	3	1	4	5	8	1	1	0	0	13
34	PEARSON, Dara	f	3-10	0-0	0-2	9	10	19	2	6	0	0	2	0	35
03	LINNEY, Mariah	g	0-3	0-0	0-0	1	1	2	2	0	2	0	0	0	9
04	RAVENTÓS, Laia	g	6-18	2-3	3-4	0	6	6	2	17	6	6	1	6	35
44	RANSOM, Amaya	g	6-19	2-7	0-1	0	5	5	1	14	2	5	0	0	37
10	MARTIN, Jada		0-0	0-0	0-0	0	0	0	0	0	0	0	0	0	3
13	WILSON, Octavia		2-6	0-2	1-2	1	2	3	2	5	4	1	0	1	27
22	HARLEY, Lauren		2-3	0-0	3-4	0	6	6	2	7	0	1	0	0	18
30	ROBINSON, Jaida		5-6	1-1	4-4	1	5	6	4	15	0	3	0	0	23
	Team					3	4	7							
	Totals		27-74	5-13	13-20	18	40	58	20	72	15	17	3	7	200

1st - FG %:	8-21	38.1%	2nd:	8-16	50.0%	3rd:	3-17	17.6%	4th:	8-20	40.0%	Game:	27-74	36.5%	Deadball
3FG %:	2-4	50.0%		1-2	50.0%		0-2	0.0%		2-5	40.0%		5-13	38.5%	Rebounds
FT %:	0-1	0.0%		2-2	100.0%		6-10	60.0%		5-7	71.4%		13-20	65.0%	2

Arkansas 73 • 6-3

##	Player		Total FG-FGA	3-Ptr FG-FGA	FT-FTA	Rebounds Off	Def	Tot	PF	TP	A	TO	Blk	Stl	Min
22	ZIMMERMAN, Bailey	f	2-9	1-6	1-1	1	2	3	0	6	1	3	1	0	28
10	WILLIAMS, Kiara	c	3-8	0-0	3-11	8	4	12	3	9	0	0	3	4	29
03	MONK, Malica	g	6-18	2-6	1-2	1	3	4	4	15	3	1	0	3	38
14	MASON, Jailyn	g	4-10	2-6	2-2	0	4	4	2	12	4	1	1	1	30
21	COSPER, Devin	g	9-23	2-7	5-6	3	11	14	2	25	2	3	0	1	40
01	NORTHCROSS-BAKER,		1-2	1-2	0-0	0	3	3	0	3	1	1	0	0	11
04	SWENSON, Keiryn		1-5	1-4	0-0	0	2	2	2	3	0	0	0	0	13
24	THOMAS,Taylah		0-0	0-0	0-0	0	0	0	3	0	0	0	0	1	4
30	WEAVER, Macy		0-0	0-0	0-2	2	0	2	3	0	0	1	0	0	7
	Team					0	1	1							
	Totals		26-75	9-31	12-24	15	30	45	19	73	11	10	5	10	200

1st - FG %:	5-16	31.3%	2nd:	6-22	27.3%	3rd:	7-19	36.8%	4th:	8-18	44.4%	Game:	26-75	34.7%	Deadball
3FG %:	3-9	33.3%		2-9	22.2%		1-4	25.0%		3-9	33.3%		9-31	29.0%	Rebounds
FT %:	1-3	33.3%		2-5	40.0%		4-8	50.0%		5-8	62.5%		12-24	50.0%	6,4

Officials: Bob Trammell, Felicia Grinter, Jesse Dickerson
Technical fouls: Charlotte-None. Arkansas-None.
Attendance: 1169
Estimated Actual Attendance: 733
Fouled out: Charlotte #15,Jamison-Myers (1:50, 4Q)

Score by periods	1st	2nd	3rd	4th	Total
Charlotte	18	19	12	23	**72**
Arkansas	14	16	19	24	**73**

Points	In Paint	Off T/O	2nd Chance	Fast Break	Bench
CHA	40	8	12	6	27
AR	32	15	17	8	6

Last FG - CHA 4th-00:01, AR 4th-00:53.
Largest lead - CHA by 9 3rd-09:40, AR by 6 4th-00:53.
CHA led for 24:48. AR led for 10:50. Game was tied for 04:22.

Score tied - 3 times.
Lead changed - 15 times.

DECEMBER 10, 2017

TULSA 41
ARKANSAS 67

Bud Walton Arena
Fayetteville, Arkansas

Arkansas' 61 rebounds is the most since the 2014-15 season. Devin Cosper and Malica Monk have scored in double figures in all 10 games and Cosper posted back-to-back double-doubles.

Tulsa 41 • 4-6

##	Player		Total FG-FGA	3-Ptr FG-FGA	FT-FTA	Rebounds Off	Def	Tot	PF	TP	A	TO	Blk	Stl	Min
33	POLK, Crystal	f	4-11	0-0	0-1	4	4	8	1	8	0	2	2	0	19
02	PEREZ, Tatyana	g	1-8	0-3	0-0	0	1	1	0	2	2	0	0	1	23
03	WAKEFIELD, Erika	g	3-8	0-1	0-0	0	4	4	3	6	0	0	0	1	27
12	DICKSON, Shug	g	3-10	0-1	1-1	0	3	3	2	7	0	0	0	1	19
21	LESCAY, Rebecca	g	0-5	0-0	0-0	1	2	3	2	0	0	0	0	1	21
00	ELLIOTT, Kendrian		1-5	0-0	4-6	3	3	6	3	6	0	1	1	0	18
04	RICHARDS, Addison		0-1	0-1	0-0	1	1	2	0	0	0	0	0	0	6
05	BUTLER, Jasmine		2-3	0-0	0-0	1	1	2	0	4	0	0	0	0	5
10	GAULDEN, Alexis		0-3	0-2	0-0	0	2	2	3	0	2	2	0	0	15
11	PARKER, Ebony		2-7	2-6	0-0	1	1	2	1	6	1	0	0	0	20
22	BRADY, Morgan		0-6	0-2	2-2	0	1	1	1	2	0	1	0	0	15
25	SCALES, Tyjae'		0-2	0-0	0-0	1	3	4	0	0	0	0	0	0	12
	Team					1	0	1				1			
	Totals		16-69	2-16	7-10	13	26	39	16	41	5	7	3	4	200

1st - FG %:	5-15	33.3%	2nd:	4-19	21.1%	3rd:	3-17	17.6%	4th:	4-18	22.2%	Game:	16-69	23.2%	Deadball
3FG %:	0-3	0.0%		2-8	25.0%		0-2	0.0%		0-3	0.0%		2-16	12.5%	Rebounds
FT %:	2-3	66.7%		2-2	100.0%		1-3	33.3%		2-2	100.0%		7-10	70.0%	0,2

Arkansas 67 • 7-3

##	Player		Total FG-FGA	3-Ptr FG-FGA	FT-FTA	Rebounds Off	Def	Tot	PF	TP	A	TO	Blk	Stl	Min
22	ZIMMERMAN, Bailey	f	2-6	0-3	2-3	2	5	7	0	6	1	0	0	0	25
10	WILLIAMS, Kiara	c	6-9	0-0	1-4	4	3	7	2	13	2	0	2	0	17
03	MONK, Malica	g	4-10	2-4	4-4	1	3	4	2	14	3	3	0	1	25
14	MASON, Jailyn	g	5-11	1-4	0-0	0	5	5	0	11	6	0	0	0	30
21	COSPER, Devin	g	5-16	1-9	0-0	2	9	11	3	11	0	3	2	0	29
01	NORTHCROSS-BAKER,		0-4	0-3	1-4	2	7	9	1	1	1	2	1	0	23
04	SWENSON, Keiryn		2-7	1-5	2-2	2	4	6	0	7	0	0	1	0	21
13	SPANGLER, Grayce		0-0	0-0	0-0	0	1	1	0	0	0	0	0	0	2
20	STOUT, Sydney		0-0	0-0	0-0	0	1	1	0	0	0	0	0	0	3
24	THOMAS,Taylah		1-3	1-1	1-2	4	3	7	1	4	0	0	0	1	19
30	WEAVER, Macy		0-1	0-0	0-0	0	1	1	1	0	0	0	1	0	6
	Team					2	0	2				1			
	Totals		25-67	6-29	11-19	19	42	61	10	67	13	9	7	2	200

1st - FG %:	7-15	46.7%	2nd:	6-19	31.6%	3rd:	5-18	27.8%	4th:	7-15	46.7%	Game:	25-67	37.3%	Deadball
3FG %:	2-3	66.7%		1-9	11.1%		1-10	10.0%		2-7	28.6%		6-29	20.7%	Rebounds
FT %:	5-9	55.6%		1-4	25.0%		2-2	100.0%		3-4	75.0%		11-19	57.9%	3,1

Officials: Susan Blauch, Ed Sidlasky, Darren McClure
Technical fouls: Tulsa-None. Arkansas-None.
Attendance: 1821
Estimated Actual Attendance: 1,453

Score by periods	1st	2nd	3rd	4th	Total
Tulsa	12	12	7	10	**41**
Arkansas	21	14	13	19	**67**

Points	In Paint	Off T/O	2nd Chance	Fast Break	Bench
TLS	26	8	10	4	18
AR	30	7	13	6	12

Last FG - TLS 4th-01:07, AR 4th-03:31.
Largest lead - TLS by 2 1st-09:14, AR by 30 4th-01:53.
TLS led for 01:11. AR led for 38:03. Game was tied for 00:46.

Score tied - 0 times.
Lead changed - 1 time.

DECEMBER 17, 2017

UT-ARLINGTON 57
ARKANSAS 91

Bud Walton Arena
Fayetteville, Arkansas

Raven Northcross-Baker had a career-best 22 points with 6 3-pointers leading four Razorbacks in double figures in the win over UTA.

UT-Arlington 57 • 5-5

##	Player		Total FG-FGA	3-Ptr FG-FGA	FT-FTA	Rebounds Off	Def	Tot	PF	TP	A	TO	Blk	Stl	Min
22	Parker,Jennifer	f	3-4	0-0	1-1	0	3	3	3	7	0	3	0	0	17
44	VanDijk,Rebekah	c	3-11	0-0	8-10	3	5	8	3	14	1	4	2	0	28
01	McGowen,Laurynn	g	4-8	1-2	1-2	0	3	3	1	10	3	4	0	2	34
02	Billie,Lauren	g	2-4	0-1	0-0	2	1	3	3	4	2	0	0	0	15
11	Richards,Shelby	g	5-11	2-6	0-2	1	3	4	1	12	2	1	0	2	34
05	LeJune,Miranda		0-4	0-3	0-0	0	1	1	2	0	1	3	0	0	12
12	Alexander,Brooke		1-2	0-1	0-0	0	0	0	1	2	1	3	0	1	12
13	Machado,Daiane		2-3	0-0	0-1	0	0	0	3	4	0	2	0	0	19
24	Evans,Aysia		1-4	0-2	0-0	0	0	0	4	2	0	2	0	0	16
33	Johnson,Kelsey		1-2	0-0	0-0	0	1	1	0	2	0	0	0	1	9
40	Wright,Michaela		0-1	0-0	0-0	0	0	0	0	0	0	0	0	0	4
	Team					0	4	4							
	Totals		22-54	3-15	10-16	6	21	27	21	57	10	22	2	6	200

1st - FG %:	4-12	33.3%	2nd:	4-9	44.4%	3rd:	9-16	56.3%	4th:	5-17	29.4%	Game:	22-54	40.7%	Deadball
3FG %:	0-3	0.0%		1-2	50.0%		2-6	33.3%		0-4	0.0%		3-15	20.0%	Rebounds
FT %:	4-4	100.0%		3-4	75.0%		2-7	28.6%		1-1	100.0%		10-16	62.5%	3

Arkansas 91 • 8-3

##	Player		Total FG-FGA	3-Ptr FG-FGA	FT-FTA	Rebounds Off	Def	Tot	PF	TP	A	TO	Blk	Stl	Min
22	ZIMMERMAN, Bailey	f	2-10	0-3	2-2	2	1	3	2	6	0	1	0	0	20
24	THOMAS,Taylah	f	0-0	0-0	0-0	2	2	4	5	0	0	1	0	0	11
03	MONK, Malica	g	4-11	0-2	12-12	0	1	1	1	20	6	3	0	1	31
14	MASON, Jailyn	g	7-11	1-4	0-0	0	4	4	1	15	7	3	0	3	33
21	COSPER, Devin	g	3-8	2-6	0-0	0	1	1	3	8	1	2	0	2	22
01	NORTHCROSS-BAKER,		8-11	6-8	0-0	2	2	4	0	22	3	0	0	3	27
04	SWENSON, Keiryn		4-8	2-4	0-0	1	4	5	1	10	2	2	0	0	17
10	WILLIAMS, Kiara		1-3	0-0	0-0	3	5	8	4	2	0	0	1	2	22
13	SPANGLER, Grayce		0-1	0-0	3-3	0	1	1	1	3	0	1	0	0	3
20	STOUT, Sydney		1-1	1-1	1-2	1	1	2	0	4	0	0	0	0	6
30	WEAVER, Macy		0-1	0-0	1-2	1	4	5	3	1	0	1	1	0	8
	Team					1	1	2							
	Totals		30-65	12-28	19-21	13	27	40	21	91	19	14	2	11	200

1st - FG %:	5-16	31.3%	2nd:	8-16	50.0%	3rd:	8-17	47.1%	4th:	9-16	56.3%	Game:	30-65	46.2%	Deadball
3FG %:	0-7	0.0%		4-5	80.0%		2-7	28.6%		6-9	66.7%		12-28	42.9%	Rebounds
FT %:	4-4	100.0%		3-4	75.0%		8-8	100.0%		4-5	80.0%		19-21	90.5%	3,2

Officials: Tina Napier, Brian Garland, Eric Koch
Technical fouls: UT-Arlington-None. Arkansas-None.
Attendance: 1481
Estimated Actual Attendance: 1,102
Fouled out: Arkansas #24 Thomas @ 59.8 4Q

Score by periods	1st	2nd	3rd	4th	Total
UT-Arlington	12	12	22	11	**57**
Arkansas	14	23	26	28	**91**

Points	In Paint	Off T/O	2nd Chance	Fast Break	Bench
UTA	36	12	7	8	10
AR	26	23	13	17	42

Last FG - UTA 4th-00:36, AR 4th-00:46.
Largest lead - UTA by 6 1st-04:54, AR by 34 4th-03:50.
UTA led for 04:18. AR led for 31:25. Game was tied for 04:17.

Score tied - 5 times.
Lead changed - 3 times.

DECEMBER 21, 2017

ARKANSAS 43
ARIZONA STATE 89

Wells Fargo Arena
Tempe, Arizona

Malica Monk scored in double figures for the 12th consecutive game.

Arkansas 43 • 8-4

##	Player		Total FG-FGA	3-Ptr FG-FGA	FT-FTA	Rebounds Off	Def	Tot	PF	TP	A	TO	Blk	Stl	Min
10	WILLIAMS, Kiara	f	0-2	0-0	3-4	0	4	4	1	3	0	1	1	0	16
22	ZIMMERMAN, Bailey	f	1-3	0-1	0-0	2	2	4	1	2	1	3	1	0	24
03	MONK, Malica	g	5-19	0-4	2-2	0	2	2	1	12	2	2	0	1	30
14	MASON, Jailyn	g	3-7	0-1	0-0	0	4	4	0	6	1	5	1	0	31
21	COSPER, Devin	g	3-13	2-5	0-0	0	1	1	2	8	1	2	0	0	27
01	NORTHCROSS-BAKER,		3-8	2-6	0-0	1	0	1	0	8	1	4	0	0	19
04	SWENSON, Keiryn		1-3	0-1	0-0	2	1	3	0	2	1	3	1	0	15
13	SPANGLER, Grayce		0-1	0-0	0-0	0	1	1	2	0	0	0	0	0	7
20	STOUT, Sydney		0-0	0-0	0-0	0	0	0	0	0	0	0	0	0	5
24	THOMAS,Taylah		1-1	0-0	0-0	0	3	3	3	2	0	3	0	0	19
30	WEAVER, Macy		0-0	0-0	0-0	0	1	1	2	0	0	0	0	0	7
	Team					4	7	11							
	Totals		17-57	4-18	5-6	9	26	35	12	43	7	23	4	1	200

1st - FG %:	4-9	44.4%	2nd:	3-18	16.7%	3rd:	4-15	26.7%	4th:	6-15	40.0%	Game:	17-57	29.8%
3FG %:	0-1	0.0%		0-5	0.0%		2-5	40.0%		2-7	28.6%		4-18	22.2%
FT %:	0-0	0.0%		0-0	0.0%		1-2	50.0%		4-4	100.0%		5-6	83.3%

Deadball Rebounds: 1

Arizona State 89 • 9-3

##	Player		Total FG-FGA	3-Ptr FG-FGA	FT-FTA	Rebounds Off	Def	Tot	PF	TP	A	TO	Blk	Stl	Min
22	Ekmark, Courtney	f	8-13	7-10	0-0	1	2	3	2	23	0	0	1	1	28
42	Ibis, Kianna	f	6-10	0-0	1-2	0	1	1	0	13	3	1	1	0	20
33	Johnson-Chapman, Cha	c	6-8	0-0	1-2	2	4	6	1	13	0	2	1	1	22
01	Richardson, Reili	g	1-6	0-2	0-0	0	4	4	0	2	9	0	0	2	26
11	Ryan, Robbi	g	2-8	0-0	0-0	1	1	2	2	4	5	2	0	2	24
04	Russell, Kiara		4-6	0-0	1-2	0	4	4	3	9	6	0	0	1	24
21	Elenga, Sophia		1-3	0-1	0-0	4	5	9	3	2	3	2	0	2	20
24	Sanders, Bre'yanna		3-5	1-3	0-0	0	2	2	1	7	0	0	0	1	18
44	Rubin, Eva		1-2	0-0	0-0	0	1	1	0	2	0	1	0	0	4
52	Ruden, Jamie		5-12	4-4	0-0	1	2	3	1	14	1	0	1	1	14
	Team					1	5	6							
	Totals		37-73	12-20	3-6	10	31	41	13	89	27	8	4	11	200

1st - FG %:	10-23	43.5%	2nd:	11-16	68.8%	3rd:	9-17	52.9%	4th:	7-17	41.2%	Game:	37-73	50.7%
3FG %:	6-7	85.7%		3-6	50.0%		2-4	50.0%		1-3	33.3%		12-20	60.0%
FT %:	0-0	0.0%		1-2	50.0%		1-2	50.0%		1-2	50.0%		3-8	50.0%

Deadball Rebounds: 3

Officials: Michol Murray, Clarke Stevens, Benny Luna
Technical fouls: Arkansas-None. Arizona State-None.
Attendance: 1988

Score by periods	1st	2nd	3rd	4th	Total
Arkansas	8	6	11	18	**43**
Arizona State	26	26	21	16	**89**

Points	In Paint	Off T/O	2nd Chance	Fast Break	Bench
AR	22	3	8	6	12
ASU	46	31	8	4	34

Last FG - AR 4th-01:11, ASU 4th-00:14.
Largest lead - AR by 2 1st-09:43, ASU by 50 4th-09:39.
AR led for 02:20. ASU led for 36:56. Game was tied for 00:44.

Score tied - 1 time.
Lead changed - 1 time.

DECEMBER 28, 2017

GRAMBLING STATE 62
ARKANSAS 79

Bud Walton Arena
Fayetteville, Arkansas

Four players in double figures with Kiara Williams (12 pts/16 rebounds) and Malica Monk (10 pts/10 assists) posting double-doubles.

Grambling 62 • 3-8

##	Player		Total FG-FGA	3-Ptr FG-FGA	FT-FTA	Rebounds Off	Def	Tot	PF	TP	A	TO	Blk	Stl	Min
33	GIDEON, Kailyn	f	0-0	0-0	0-0	1	1	2	2	0	1	1	3	0	9
04	NEAL, Monisha	g	3-13	1-6	2-4	0	7	7	1	9	2	0	0	0	35
05	HILL, Shakyla	g	1-5	0-1	0-0	2	2	4	3	2	2	6	1	2	33
10	JEANS, Laneisha	g	1-4	1-4	0-0	0	4	4	2	3	0	0	0	1	14
12	COLEMAN, Justice	g	2-4	0-1	0-0	1	1	2	0	4	2	1	0	0	13
03	PARSONS, Takerra		2-2	0-0	0-0	0	2	2	1	4	1	1	0	0	7
11	WILLIAMS, Ariel		6-12	2-5	2-3	2	1	3	2	16	3	1	0	0	24
22	MCKINNEY, Deja		3-12	1-7	1-2	2	3	5	2	8	1	2	1	2	20
23	TAYLOR, Darae		0-2	0-0	0-0	0	1	1	0	0	0	1	0	0	6
24	JONES, Jekalen		1-1	0-0	0-0	0	0	0	0	2	0	0	0	0	5
25	TORIAN, Jazmine		2-6	2-3	0-0	1	1	2	4	6	0	1	0	1	20
30	WILLIAMS, Alexus		4-5	0-0	0-0	1	1	2	4	8	0	0	1	0	14
	Team					0	1	1							
	Totals		25-66	7-27	5-9	10	25	35	21	62	12	14	6	6	200

1st - FG %:	4-13	30.8%	2nd:	5-18	27.8%	3rd:	8-19	42.1%	4th:	8-16	50.0%	Game:	25-66	37.9%
3FG %:	3-8	37.5%		1-5	20.0%		2-9	22.2%		1-5	20.0%		7-27	25.9%
FT %:	0-0	0.0%		1-4	25.0%		2-2	100.0%		2-3	66.7%		5-9	55.6%

Deadball Rebounds: 2,2

Arkansas 79 • 9-4

##	Player		Total FG-FGA	3-Ptr FG-FGA	FT-FTA	Rebounds Off	Def	Tot	PF	TP	A	TO	Blk	Stl	Min
10	WILLIAMS, Kiara	f	4-10	0-0	4-8	8	8	16	1	12	0	0	0	1	22
22	ZIMMERMAN, Bailey	f	0-2	0-0	0-0	0	0	0	0	0	0	0	0	0	11
03	MONK, Malica	g	2-7	0-1	6-8	1	1	2	1	10	10	6	1	3	35
14	MASON, Jailyn	g	3-11	2-4	0-0	0	7	7	2	8	1	1	0	1	27
21	COSPER, Devin	g	6-15	4-7	0-2	0	4	4	2	16	3	2	0	0	34
01	NORTHCROSS-BAKER,		4-9	3-7	3-4	3	1	4	0	14	0	2	0	0	21
04	SWENSON, Keiryn		2-3	2-3	2-2	0	2	2	2	8	2	0	0	0	24
13	SPANGLER, Grayce		0-2	0-1	0-0	0	0	0	0	0	0	0	0	0	3
20	STOUT, Sydney		0-2	0-1	0-0	0	1	1	0	0	1	0	0	0	5
24	THOMAS,Taylah		3-3	0-0	2-2	0	2	2	2	8	1	2	0	1	13
30	WEAVER, Macy		1-2	0-0	1-1	2	1	3	1	3	0	0	0	0	5
	Team					4	3	7							
	Totals		25-66	11-24	18-27	18	30	48	11	79	18	13	1	6	200

1st - FG %:	5-13	38.5%	2nd:	8-24	33.3%	3rd:	8-16	50.0%	4th:	4-13	30.8%	Game:	25-66	37.9%
3FG %:	4-9	44.4%		4-7	57.1%		3-4	75.0%		0-4	0.0%		11-24	45.8%
FT %:	1-4	25.0%		5-9	55.6%		6-8	75.0%		6-6	100.0%		18-27	66.7%

Deadball Rebounds: 5,3

Officials: Missy Brooks, Marc Merritt, Kimberly Thebo
Technical fouls: Grambling-None. Arkansas-None.
Attendance: 1388
Estimated Actual Attendance: 1,005

Score by periods	1st	2nd	3rd	4th	Total
Grambling	11	12	20	19	**62**
Arkansas	15	25	25	14	**79**

Points	In Paint	Off T/O	2nd Chance	Fast Break	Bench
GRAMW	26	15	10	9	44
AR	22	18	11	3	33

Last FG - GRAMWBB 4th-01:12, AR 4th-00:44.
Largest lead - GRAMWBB None, AR by 24 4th-09:52.
GRAMWBB led for 00:00. AR led for 39:38. Game was tied for 00:22.

Score tied - 0 times.
Lead changed - 0 times.

DECEMBER 31, 2017

OLE MISS 72
ARKANSAS 73

Bud Walton Arena
Fayetteville, Arkansas

Devin Cosper had her sixth double-double with 18 points and 11 rebounds. Malica Monk and Jailyn Mason also scored in double figures.

Ole Miss 72 • 10-4, 0-1 SEC

##	Player		Total FG-FGA	3-Ptr FG-FGA	FT-FTA	Rebounds Off	Def	Tot	PF	TP	A	TO	Blk	Stl	Min
01	GLOVER, BREE	f	0-0	0-0	0-0	0	7	7	3	0	3	3	1	2	26
42	GIBSON, SHELBY	c	9-13	0-0	3-3	3	1	4	5	21	2	3	2	0	25
00	NIXON, CHYNA	g	0-2	0-1	0-0	1	3	4	1	0	0	0	0	0	6
20	MUHAMMAD, MADINAH	g	6-14	2-5	3-4	0	1	1	0	17	0	1	0	1	40
25	ALSTON, ALISSA	g	5-15	3-5	5-7	0	5	5	3	18	7	2	0	1	40-
10	MUHATE, CECILIA		0-0	0-0	2-2	2	1	3	0	2	1	0	0	0	6
12	JOHNSON, BARBARA		1-3	1-2	4-8	1	0	1	0	7	0	4	0	0	15
32	RODGERS, KATE		0-2	0-2	2-2	1	2	3	0	2	0	1	0	0	11
44	LEWIS, TORRI		1-3	1-3	0-0	1	0	1	4	3	1	1	0	1	22
55	TAYLOR, PROMISE		1-3	0-0	0-0	0	3	3	1	2	0	2	1	1	9
	Team					1	1	2							
	Totals		23-55	7-18	19-26	10	24	34	17	72	14	17	4	6	200

1st - FG %:	4-13	30.8%	2nd:	6-16	37.5%	3rd:	6-17	35.3%	4th:	7-9	77.8%	Game:	23-55	41.8%
3FG %:	2-7	28.6%		3-6	50.0%		1-4	25.0%		1-1	100.0%		7-18	38.9%
FT %:	4-4	100.0%		3-5	60.0%		5-7	71.4%		7-10	70.0%		19-26	73.1%

Deadball Rebounds: 4

Arkansas 73 • 10-4, 1-0 SEC

##	Player		Total FG-FGA	3-Ptr FG-FGA	FT-FTA	Rebounds Off	Def	Tot	PF	TP	A	TO	Blk	Stl	Min
10	WILLIAMS, Kiara	f	1-5	0-0	3-4	2	7	9	5	5	1	0	4	1	23
22	ZIMMERMAN, Bailey	f	1-1	0-0	0-0	1	0	1	2	2	1	1	0	0	9
03	MONK, Malica	g	4-13	0-3	4-8	1	1	2	1	12	4	3	0	1	39
14	MASON, Jailyn	g	5-11	3-4	0-0	0	2	2	3	13	4	1	1	1	33
21	COSPER, Devin	g	7-15	2-5	2-3	1	10	11	3	18	1	6	1	4	39
01	NORTHCROSS-BAKER,		3-5	1-2	2-2	2	1	3	0	9	0	1	0	0	28
04	SWENSON, Keiryn		3-8	1-6	1-1	3	1	4	1	8	0	2	1	0	12
24	THOMAS,Taylah		2-3	1-1	1-2	3	0	3	2	6	0	1	0	0	17
	Team					1	2	3	1						
	Totals		26-61	8-21	13-20	14	24	38	18	73	11	15	7	7	200

1st - FG %:	7-13	53.8%	2nd:	6-19	31.6%	3rd:	10-17	58.8%	4th:	3-12	25.0%	Game:	26-61	42.6%
3FG %:	4-6	66.7%		1-6	16.7%		1-6	16.7%		2-3	66.7%		8-21	38.1%
FT %:	1-2	50.0%		5-8	62.5%		4-4	100.0%		3-6	50.0%		13-20	65.0%

Deadball Rebounds: 4,1

Officials: Susan Blauch, Angelica Suffren, Scott Klomfas
Technical fouls: Ole Miss-None. Arkansas-TEAM.
Attendance: 1701
Estimated Actual Attendance: 1,261
Fouled out: Ole Miss #42, Gibson (3:22 4Q)
Arkansas #10, Williams (2:48 4Q)

Score by periods	1st	2nd	3rd	4th	Total
Ole Miss	14	18	18	22	**72**
Arkansas	19	18	25	11	**73**

Points	In Paint	Off T/O	2nd Chance	Fast Break	Bench
OM	28	21	10	0	16
AR	26	13	10	10	23

Last FG - OM 4th-00:54, AR 4th-01:17.
Largest lead - OM by 1 2nd-04:33, AR by 15 3rd-01:42.
OM led for 01:11. AR led for 35:22. Game was tied for 03:25.

Score tied - 3 times.
Lead changed - 2 times.

JANUARY 4, 2018

ARKANSAS 69
MISSISSIPPI STATE 111

The HUMP
Starkville, Mississippi

Three players were in double figures paced by Devin Cosper with 15 points. Kiara Williams hit her first career 3-pointer to open the game and it was a 2-point, 22-20, game after the first quarter.

Arkansas 69 • 10-5 (1-1 SEC)

##	Player		Total FG-FGA	3-Ptr FG-FGA	FT-FTA	Rebounds Off	Def	Tot	PF	TP	A	TO	Blk	Stl	Min
10	Kiara Williams	f	5-5	1-1	2-2	0	2	2	1	13	0	3	1	0	20
03	Malica Monk	g	3-16	0-1	2-4	0	3	3	3	8	4	1	1	2	29
14	Jailyn Mason	g	7-11	1-1	0-0	1	2	3	0	15	4	2	1	0	35
21	Devin Cosper	g	5-13	2-7	1-2	1	6	7	3	13	3	4	0	0	32
22	Bailey Zimmerman	g	1-2	0-1	2-3	0	3	3	4	0	1	0	0	0	20
01	Ra Northcross-Baker		3-9	2-6	0-0	0	1	1	2	8	1	1	0	1	19
04	Keiryn Swenson		0-0	0-0	0-0	1	1	2	1	0	0	1	0	0	15
13	Grayce Spangler		2-3	0-1	0-1	1	0	1	1	4	0	2	0	0	3
20	Sydney Stout		0-0	0-0	0-0	0	0	0	0	0	0	0	0	0	4
24	Taylah Thomas		2-2	0-0	0-0	1	5	6	2	4	0	0	0	0	17
30	Macy Weaver		0-0	0-0	0-0	0	0	0	0	0	0	0	0	0	3
51	Brenna Mcclure		0-1	0-0	0-0	0	0	0	1	0	0	0	0	0	3
	Team					1	0	1				1			
	Totals		28-62	6-18	7-12	6	23	29	17	69	12	16	3	3	200

1st - FG %:	8-18	44.4%	2nd:	8-17	47.1%	3rd:	7-13	53.8%	4th:	5-14	35.7%	Game:	28-62	45.2%
3FG %:	2-4	50.0%		2-7	28.6%		0-1	0.0%		2-6	33.3%		6-18	33.3%
FT %:	2-2	100.0%		1-1	100.0%		4-8	50.0%		0-1	0.0%		7-12	58.3%

Deadball Rebounds: 3

Mississippi State 111 • 16-0 (2-0 SEC)

##	Player		Total FG-FGA	3-Ptr FG-FGA	FT-FTA	Rebounds Off	Def	Tot	PF	TP	A	TO	Blk	Stl	Min
15	Teaira McCowan	c	5-11	0-0	8-9	2	6	8	1	18	1	1	1	0	27
01	Blair Schaefer	g	5-7	4-6	0-0	0	1	1	4	14	0	0	0	0	26
02	Morgan William	g	8-14	1-2	1-1	0	1	1	0	18	3	1	0	0	28
11	Roshunda Johnson	g	6-12	1-4	0-0	0	3	3	2	13	10	0	0	3	29
35	Victoria Vivians	g	13-20	3-7	0-0	3	6	9	2	29	2	0	0	2	33
10	Jazzmun Holmes		1-2	0-0	2-2	0	2	2	2	4	3	1	0	1	12
20	Nyah Tate		1-1	0-0	0-0	0	0	0	0	2	0	0	0	0	2
23	Bre'Amber Scott		1-1	0-0	2-2	0	1	1	0	4	1	0	0	1	5
24	Jordan Danberry		2-4	0-0	0-0	1	2	3	1	4	3	0	0	0	15
25	Zion Campbell		1-3	0-0	0-0	1	2	3	2	2	0	0	1	0	13
55	Chloe Bibby		1-1	1-1	0-0	0	1	1	1	3	2	1	0	0	10
	Team					3	5	8							
	Totals		44-76	10-20	13-14	10	30	40	15	111	25	4	2	7	200

1st - FG %:	10-22	45.5%	2nd:	10-20	50.0%	3rd:	12-17	70.6%	4th:	12-17	70.6%	Game:	44-76	57.9%
3FG %:	2-8	25.0%		4-5	80.0%		2-3	66.7%		2-4	50.0%		10-20	50.0%
FT %:	0-0	0.0%		3-3	100.0%		4-5	80.0%		6-6	100.0%		13-14	92.9%

Deadball Rebounds: 0

Officials: Gina Cross, Eric Koch, Greg Small
Technical fouls: Arkansas-None. Mississippi State-None.
Attendance: 5398

Score by periods	1st	2nd	3rd	4th	Total
Arkansas	20	19	18	12	**69**
Mississippi State	22	27	30	32	**111**

Points	In Paint	Off T/O	2nd Chance	Fast Break	Bench
AR	20	3	4	11	16
MS	46	27	12	13	19

Last FG - AR 4th-00:14, MS 4th-00:29.
Largest lead - AR by 5 1st-08:28, MS by 44 4th-00:29.
AR led for 04:59. MS led for 32:47. Game was tied for 02:14.

Score tied - 5 times.
Lead changed - 3 times.

JANUARY 7, 2018

ALABAMA 83
ARKANSAS 76

Bud Walton Arena
Fayetteville, Arkansas

Devin Cosper recorded her seventh double-double with 24 points and 13 rebounds. Three players were in double figures with Malica Monk adding 21 points and Jailyn Mason scoring 12 points.

Alabama 83 • 12-4, 2-1 SEC

##	Player		Total FG-FGA	3-Ptr FG-FGA	FT-FTA	Rebounds Off	Def	Tot	PF	TP	A	TO	Blk	Stl	Min
01	BOLTON,QUANETRIA	f	2-9	0-2	0-0	1	4	5	1	4	1	0	2	0	20
20	WILLIAMS,ASHLEY	f	3-10	0-0	11-13	4	3	7	2	17	1	1	2	3	25
03	LEWIS,JORDAN	g	5-9	2-4	6-9	0	1	1	2	18	5	2	0	0	30
11	COOK,HANNAH	g	3-12	1-6	1-2	0	5	5	1	8	0	2	0	1	24
23	WADE,SHAQUERA	g	4-5	1-1	6-8	0	4	4	3	15	1	5	1	5	33
02	RICHARDSON,AMBER		0-0	0-0	0-2	0	2	2	2	0	1	0	0	0	6
05	DA SILVA,ALANA		0-1	0-1	0-0	0	1	1	0	0	1	1	0	0	9
13	KNIGHT,COCO		0-0	0-0	0-0	0	0	0	0	0	0	0	0	0	3
15	KNIGHT,MEOSHONTI		1-2	1-1	1-2	0	0	0	3	4	1	0	0	0	13
25	KNIGHT,ASHLEY		5-10	0-0	0-0	3	1	4	3	10	1	2	2	0	16
40	WALKER,JASMINE		3-7	1-3	0-0	2	6	8	2	7	0	1	0	0	21
	Team					4	3	7							
	Totals		26-65	6-18	25-36	14	30	44	19	83	12	14	7	9	200

1st - FG %:	6-21	28.6%	2nd:	7-13	53.8%	3rd:	7-17	41.2%	4th:	6-14	42.9%	Game:	26-65 40.0%
3FG %:	2-7	28.6%		2-4	50.0%		1-2	50.0%		1-5	20.0%		6-18 33.3%
FT %:	0-1	0.0%		2-2	100.0%		3-8	37.5%		20-25	80.0%		25-36 69.4%

Deadball Rebounds: 5,2

Arkansas 76 • 10-6, 1-2 SEC

##	Player		Total FG-FGA	3-Ptr FG-FGA	FT-FTA	Rebounds Off	Def	Tot	PF	TP	A	TO	Blk	Stl	Min
10	WILLIAMS, Kiara	f	3-10	0-0	0-0	1	6	7	1	6	0	2	0	2	21
22	ZIMMERMAN, Bailey	f	0-1	0-0	0-0	2	0	2	5	0	2	2	1	0	13
03	MONK, Malica	g	8-17	1-2	4-7	3	1	4	4	21	1	6	0	0	33
14	MASON, Jailyn	g	5-15	2-7	0-0	2	4	6	4	12	0	4	2	3	37
21	COSPER, Devin	g	6-16	0-5	12-12	0	13	13	5	24	4	2	0	2	39
01	NORTHCROSS-BAKER,		1-5	0-3	0-0	0	0	0	1	2	2	0	1	1	27
04	SWENSON, Keiryn		3-4	3-4	0-0	0	0	0	3	9	0	0	1	0	12
13	SPANGLER, Grayce		0-0	0-0	0-0	0	0	0	0	0	0	0	0	0	0+
24	THOMAS,Taylah		0-2	0-0	2-2	2	2	4	3	2	0	1	0	0	18
	Team					4	3	7							
	Totals		26-70	6-21	18-21	14	29	43	26	76	9	17	5	8	200

1st - FG %:	5-21	23.8%	2nd:	6-18	33.3%	3rd:	8-14	57.1%	4th:	7-17	41.2%	Game:	26-70 37.1%
3FG %:	1-8	12.5%		0-3	0.0%		3-4	75.0%		2-6	33.3%		6-21 28.6%
FT %:	2-2	100.0%		4-4	100.0%		7-8	87.5%		5-7	71.4%		18-21 85.7%

Deadball Rebounds: 1,2

Officials: Beverly Roberts, Ed Sidlasky, Bill Larance
Technical fouls: Alabama-None. Arkansas-MASON, Jailyn.
Attendance: 2001
Estimated Actual Attendance: 1644
Fouled Out: Arkansas, #21 Cosper (0:12.5, 4Q); #22 Zimmerman (0:10.1, 4Q)

Score by periods	1st	2nd	3rd	4th	Total
Alabama	14	18	18	33	**83**
Arkansas	13	16	26	21	**76**

Points	In Paint	Off T/O	2nd Chance	Fast Break	Bench
UA	38	31	15	4	21
AR	26	7	7	6	13

Last FG - UA 4th-00:41, AR 4th-00:23.
Largest lead - UA by 9 4th-00:28, AR by 7 3rd-02:23.
UA led for 20:01. AR led for 15:20. Game was tied for 04:39.

Score tied - 5 times.
Lead changed - 7 times.

JANUARY 11, 2018

ARKANSAS 65
GEORGIA 78

Stegeman Coliseum
Athens, Georgia

Bailey Zimmerman had a season-best 11 points going 3-for-3 from distance. Arkansas was within 1 point twice in the fourth quarter.

Arkansas 65 • 10-7, 1-3 SEC

##	Player		Total FG-FGA	3-Ptr FG-FGA	FT-FTA	Rebounds Off	Def	Tot	PF	TP	A	TO	Blk	Stl	Min
10	WILLIAMS, Kiara	f	1-4	0-0	0-0	2	1	3	2	2	1	0	0	0	7
22	ZIMMERMAN, Bailey	f	3-5	3-5	2-4	2	3	5	0	11	2	1	0	1	27
03	MONK, Malica	g	4-18	0-2	8-11	0	5	5	3	16	2	3	1	2	35
14	MASON, Jailyn	g	5-10	1-2	4-4	0	5	5	4	15	1	5	0	5	36
21	COSPER, Devin	g	4-13	0-6	0-0	1	6	7	4	8	2	2	0	2	39
01	NORTHCROSS-BAKER,		2-4	1-3	1-2	1	1	2	1	6	1	1	0	0	17
04	SWENSON, Keiryn		0-2	0-2	0-0	0	0	0	0	0	0	1	0	0	6
24	THOMAS,Taylah		3-9	0-1	0-0	3	5	8	2	6	1	3	0	0	29
30	WEAVER, Macy		0-0	0-0	1-2	1	0	1	0	1	0	0	0	0	4
	Team					3	4	7				1			
	Totals		22-65	5-21	16-23	13	30	43	16	65	10	17	1	10	200

1st - FG %:	3-15	20.0%	2nd:	5-12	41.7%	3rd:	9-17	52.9%	4th:	5-21	23.8%	Game:	22-65 33.8%
3FG %:	0-5	0.0%		1-4	25.0%		2-3	66.7%		2-9	22.2%		5-21 23.8%
FT %:	1-2	50.0%		7-11	63.6%		4-6	66.7%		4-4	100.0%		16-23 69.6%

Deadball Rebounds: 3

Georgia 78 • 15-2, 3-1 SEC

##	Player		Total FG-FGA	3-Ptr FG-FGA	FT-FTA	Rebounds Off	Def	Tot	PF	TP	A	TO	Blk	Stl	Min
04	ROBINSON, Caliya	f	9-12	3-3	0-0	1	11	12	1	21	5	0	5	0	31
33	ENGRAM, Mackenzie	f	10-21	1-2	0-0	3	5	8	2	21	2	1	1	1	34
00	COLE, Taja	g	2-6	1-2	2-2	0	2	2	3	7	6	4	1	1	26
12	CLARK, Haley	g	0-7	0-1	1-2	6	4	10	1	1	0	0	0	1	24
23	MORRISON, Que	g	3-10	0-4	0-0	1	2	3	1	6	1	3	0	1	24
02	CONNALLY, Gabby		2-6	2-3	7-8	0	2	2	1	13	4	2	0	0	23
11	CALDWELL, Maya		3-4	1-1	0-0	2	0	2	1	7	0	2	0	1	12
24	COSTA, Simone		0-4	0-2	0-0	0	0	0	0	0	1	0	0	0	12
44	BATES, Malury		1-3	0-0	0-0	1	4	5	1	2	0	0	1	1	5
51	BLANARU, Bianca		0-0	0-0	0-0	0	2	2	3	0	0	0	1	0	9
	Team					1	2	3				1			
	Totals		30-73	8-18	10-12	15	34	49	14	78	19	13	9	6	200

1st - FG %:	7-21	33.3%	2nd:	7-20	35.0%	3rd:	10-17	58.8%	4th:	6-15	40.0%	Game:	30-73 41.1%
3FG %:	1-4	25.0%		2-6	33.3%		3-6	50.0%		2-2	100.0%		8-18 44.4%
FT %:	0-0	0.0%		0-0	0.0%		0-0	0.0%		10-12	83.3%		10-12 83.3%

Deadball Rebounds: 0

Officials: Lisa Mattingly, Amy Bonner and Frank Steratore
Technical fouls: Arkansas-None. Georgia-BLANARU, Bianca.
Attendance: 2229

Score by periods	1st	2nd	3rd	4th	Total
Arkansas	7	18	24	16	**65**
Georgia	15	16	23	24	**78**

Points	In Paint	Off T/O	2nd Chance	Fast Break	Bench
AR	22	11	8	8	13
UGA	38	20	12	8	22

Last FG - AR 4th-02:40, UGA 4th-02:59.
Largest lead - AR None, UGA by 18 2nd-05:42.
AR led for 00:00. UGA led for 38:05. Game was tied for 01:44.

Score tied - 0 times.
Lead changed - 0 times.