



MISSISSIPPI STATE BULLDOGS WOMEN'S BASKETBALL GAME NOTES

HAILSTATE.COM • @HAILSTATEWBK

GAME 16 • ARKANSAS

SCHEDULE/RESULTS

OVERALL RECORD.....	15-0
SEC.....	1-0
NON-CONFERENCE.....	14-0
HOME.....	8-0
AWAY.....	2-0
NEUTRAL.....	5-0

DATE	MSU	OPP	OPPONENT	TV	TIME/RESULTS
N10	7/4	RV/RV	VIRGINIA	SECN+	W, 68-53
N16	7/4	NR/NR	GEORGIA STATE	SECN+	W, 106-50
N19	7/4	NR/NR	SOUTHERN MISS	SECN+	W, 91-56
N23	7/3	24/RV	^ vs. Arizona State		W, 65-57
N24	7/3	NR/NR	^ vs. Columbia		W, 90-54
N25	7/3	RV/NR	^ vs. Green Bay		W, 67-46
N29	6/3	NR/NR	% vs. Louisiana-Lafayette		W, 94-37
D3	6/3	RV/NR	# OKLAHOMA STATE	SEC Network	W, 79-76
D10	6/3	NR/NR	LITTLE ROCK	SECN+	W, 86-48
D13	5/3	9/9	OREGON	SEC Network	W, 90-79
D17	5/3	NR/NR	MAINE	SECN+	W, 83-43
D20	5/3	NR/NR	\$ at UNLV		W, 103-63
D21	5/3	RV/22	\$ vs. Syracuse		W, 76-65
D28	5/3	NR/NR	MISSISSIPPI VALLEY ST.	SECN+	W, 112-36
D31	5/3	NR/RV	* at Georgia	SEC Network	W, 86-62
J4	5/3	NR/NR	* ARKANSAS	SEC Network	8 p.m.
J7			* at LSU	SEC Network	1 p.m.
J11			* OLE MISS	SEC Network	8 p.m.
J14			* ALABAMA	ESPNU	3 p.m.
J21			* at Tennessee	ESPN2	2 p.m.
J25			* FLORIDA	SEC Network	7:30 p.m.
J28			* at Ole Miss	ESPNU	1 p.m.
F1			* at Missouri	SEC Network	7:30 p.m.
F5			* SOUTH CAROLINA	ESPN2	6 p.m.
F8			* at Florida	SECN+	6 p.m.
F11			* KENTUCKY	ESPNU	1 p.m.
F15			* at Vanderbilt	SEC Network	7:30 p.m.
F18			* TEXAS A&M	ESPNU/ESPN2	1/4 p.m.
F22			* AUBURN	SECN+	7 p.m.
F25			* at Kentucky	ESPNU/ESPN2	11 a.m./3 p.m.
F28-M4			SEC Tournament (Nashville, Tenn.)		
M16-19			NCAA First/Second Rounds		
M23-26			NCAA Regionals		
M30 & A1			NCAA Women's Final Four (Columbus, Ohio)		

All Times Central

Home Games In **BOLD CAPS**

^ — Cancun Challenge (Cancun, Mexico.)

% — Mississippi Coliseum (Jackson, Miss.)

— Big 12/SEC Challenge

\$ — Duel In The Desert (Cox Pavilion - Las Vegas, Nev.)

* — SEC Game

NO. 5/3 MISSISSIPPI STATE BULLDOGS vs. ARKANSAS RAZORBACKS

JANUARY 4, 2018 • STARKVILLE, MISS. • HUMPHREY COLISEUM



MISSISSIPPI STATE

Record 15-0 (1-0 SEC)
 Rankings (AP/Coaches) 5/3
 Head Coach Vic Schaefer (6th Season)
 Record At MSU 139-51



ARKANSAS

Record 10-4 (1-0 SEC)
 Rankings (AP/Coaches) NR/NR
 Head Coach Mike Neighbors (1st Season)
 Record At UA 10-4

BULLDOG BITES...

- MSU is seeking to win its SEC home opener for the 4th-straight season.
- State's 15-0 start is the third-best in program history.
- MSU is 1 of 4 undefeated teams in the nation.
- The 86 points against Georgia was the most allowed by UGA since 2006.
- State won at Athens for the first time since 2002.
- Its 86 points, 49.2% FG% and 19 assists were the best in the SEC on opening day.
- The State senior class has won 104-career games, 2nd in the SEC, 6th-most in the nation.
- MSU is facing a Mike Neighbors-coached team for the second-straight year. State defeated Washington 75-64 last season in the NCAA Sweet 16.
- The Bulldogs are Top 20 nationally in 10 categories. State is 11th in scoring offense (86.4 ppg) and 16th in scoring defense (55.0 ppg) this season.
- Teaira McCowan's 26 points was her best scoring output in an SEC game.
- McCowan averaged 33.5 pts. and 13 rlds. last week against MVSU and Georgia, earning MSU a 3rd-straight SEC Player of the Week award. She was also named to the NCAA Starting 5 for the second time.
- McCowan's 3 SEC POW awards ties for the MSU record.
- McCowan has recorded 11 double-doubles on the season, third in the nation and first in the SEC. She has 7 in a row.
- McCowan and Victoria Vivians are 3rd and 4th in the SEC in scoring with 20.3 and 19.8 ppg, respectively.
- Victoria Vivians is averaging 18.2 ppg against SEC foes the last 2 seasons. She had double figures in 21-straight games.

GAME INFORMATION

Time 8:02 p.m. CT
 Doors Open 6:30 p.m. CT
 Location Starkville, Miss.
 Arena Humphrey Coliseum
 Tickets HailState.com/Tickets

BROADCAST INFORMATION

Online.....SEC Network
 PxP Paul Sunderland
 Analyst.....Debbie Antonelli
 Radio.....MSU Radio Network
 PxP Jason Crowder
 Analyst.....Charlie Winfield

SERIES HISTORY

ARKANSAS (Series tied 18-18)
 At MSU: MSU leads 10-6
 At Arkansas: Arkansas leads 10-6
 At Neutral Sites: Series tied 2-2

LAST 10 MEETINGS

1/5/2017	W	59-51	A
1/31/2016	W	65-55	A
1/10/2016	W	80-55	H
1/8/2015	W	72-57	H
1/12/2014	W	54-50	A
2/3/2013	W	47-44	H
2/19/2012	L	53-67	A
1/26/2012	L	35-51	H
1/9/2011	L	56-61	H
1/14/2010	W	78-60	A

PROJECTED STARTING LINEUP (Based On Previous Game)



11 • ROSHUNDA JOHNSON (5-7 • G • SR. • LITTLE ROCK, ARK.)

PPG RBD AST BLK STL FG% 3FG% FT%
 11.9 3.0 2.5 0.2 2.2 .414 .405 .850

- 1st at MSU in career 3FG% (42.3%)
- Scored 16 points at Georgia



15 • TEAIRA MCCOWAN (6-7 • C • JR. • BRENHAM, TEXAS)

PPG RBD AST BLK STL FG% 3FG% FT%
 20.3 12.5 0.4 2.1 0.9 .668 .000 .545

- SEC Player of the Week (3rd time this season)
- 11 double-doubles (3rd in DI); 7 in a row



1 • BLAIR SCHAEFER (5-7 • G • SR. • STARKVILLE, MISS.)

PPG RBD AST BLK STL FG% 3FG% FT%
 8.7 1.9 2.3 0.1 0.5 .353 .371 .917

- 9th in MSU career 3FG% (36.0%)
- 4th in SEC in 3FG made (2.4)



35 • VICTORIA VIVIAN (6-1 • G • SR. • CARTHAGE, MISS.)

PPG RBD AST BLK STL FG% 3FG% FT%
 19.8 5.9 2.2 0.4 1.8 .540 .419 .839

- 21.0 ppg, 5.7 rpg, .556 FG%, .485 3FG% last 6 gms.
- 4th in SEC in scoring (19.8 ppg)



2 • MORGAN WILLIAMS (5-5 • G • SR. • BIRMINGHAM, ALA.)

PPG RBD AST BLK STL FG% 3FG% FT%
 6.7 1.7 4.6 0.1 0.9 .375 .125 .848

- 4th in nation, 1st SEC in asst/turnover ratio (4.1)
- 4th in SEC in FT% this season (84.8%)

#HailStateHoops Media Relations Contacts

Brock Turnipseed (Primary Contact)

Office: (662) 325-7556

Cell: (662) 295-3037

Email: bturnipseed@athletics.msstate.edu

Abby Hunt (Secondary Contact)

Office: (662) 325-7556

Cell: (662) 523-6279

Email: ahunt@athletics.msstate.edu

MISSISSIPPI STATE 2017-18 RADIO/TV ROSTER



1 BLAIR SCHAEFER
G • 5-7 • Sr. • Starkville, Miss.



2 MORGAN WILLIAM
G • 5-5 • Sr. • Birmingham, Ala.



3 MYAH TAYLOR
G • 5-7 • Fr. • Olive Branch, Miss.



10 JAZZMUN HOLMES
G • 5-8 • Jr. • Gulfport, Miss.



11 ROSHUNDA JOHNSON
G • 5-7 • R-Sr. • Little Rock, Ark.



12 JACAIRA "IGGY" ALLEN
G • 5-10 • So. • Pompano Beach, Fla.



15 TEAIRA MCCOWAN
C • 6-7 • Jr. • Brenham, Texas



20 NYAH TATE
G • 6-0 • Fr. • Terry, Miss.



21 JONIKA GARVIN
F • 6-0 • Jr. • Lake Worth, Fla.



23 BRE'AMBER SCOTT
G • 5-11 • Fr. • Little Rock, Ark.



24 JORDAN DANBERRY
G • 5-8 • Jr. • Conway, Ark.



25 ZION CAMPBELL
C • 6-3 • R-So. • Washington, D.C.



35 VICTORIA VIVIAN
G • 6-1 • Sr. • Carthage, Miss.



55 CHLOE BIBBY
F • 6-1 • Fr. • Warracknabeal, Australia




VIC SCHAEFER
Head Coach
6th Season at MSU



JOHNNIE HARRIS
Associate Head Coach
6th Season at MSU



DIONNAH JACKSON-DURRETT
Assistant Coach
3rd Season at MSU



CARLY THIBAUT-DUDONIS
Assistant Coach
2nd Season at MSU

PRONUNCIATIONS

Jacaira Allen
Juh-CAR-ee-ah
Jonika Garvin
John-eh-kah
Dionnah Jackson-Durrett
Dee-AHN-ah Jackson-DUR-et
Teaira McCowan
Tee-AIR-ah Mah-COW-ahn
Carly Thibault-DuDonis
TEE-bow-Do-DON-is
Victoria Vivians
VUH-vee-ans
Morgan William
William (no "s" at the end)

MISSISSIPPI STATE 2017-18 NUMERICAL ROSTER

No.	Player	Pos.	Ht.	Cl.	Exp.	Hometown (High School/Previous School)
1	Blair Schaefer	G	5-7	Sr.	3L	Starkville, Miss. (Starkville HS)
2	Morgan William	G	5-5	Sr.	3L	Birmingham, Ala. (Shades Valley HS)
3	Myah Taylor	G	5-7	Fr.	HS	Olive Branch, Miss. (Olive Branch HS)
10	Jazzmun Holmes	G	5-8	Jr.	2L	Gulfport, Miss. (Harrison Central HS)
11	Roshunda "Ro" Johnson	G	5-7	RSr.	1L	Little Rock, Ark. (Parkview HS/Oklahoma St.)
12	Jacaira "Iggy" Allen	G	5-10	So.	1L	Pompano Beach, Fla. (Dillard HS)
15	Teaira McCowan	C	6-7	Jr.	2L	Brenham, Texas (Brenham HS)
20	Nyah Tate	G	6-0	Fr.	HS	Terry, Miss. (Terry HS)
21	Jonika Garvin	F	6-0	Jr.	JC	Lake Worth, Fla. (Lake Worth HS/Palm Beach State CC)
23	Bre'Amber Scott	G	5-11	Fr.	HS	Little Rock, Ark. (Central HS)
24	Jordan Danberry	G	5-8	Jr.	TR	Conway, Ark. (Conway HS/Arkansas)
25	Zion Campbell	C	6-3	RSr.	1L	Washington, D.C. (Riverdale Baptist School)
35	Victoria Vivians	G	6-1	Sr.	3L	Carthage, Miss. (Scott Central HS)
55	Chloe Bibby	F	6-1	Fr.	HS	Warracknabeal, Australia (Rowville Secondary College)

COACHING STAFF

Head Coach..... Vic Schaefer — 6th Season
Associate Head Coach..... Johnnie Harris — 6th Season
Assistant Coach..... Dionnah Jackson-Durrett — 3rd Season
Assistant Coach..... Carly Thibault — 2nd Season

Dir. of Operations..... Maryann Baker — 6th Season
Dir. of Scouting/Video Coordinator..... Skylar Collins — 5th Season
Head Strength & Conditioning Coach..... Marci Hoppa — 1st Season
Certified Athletic Trainer..... Julie Martin — 1st Season

ASSOCIATED PRESS TOP 25 POLL
January 1

Rk.	School	Rcd.	Pts.	Pvs.
1	UConn	11-0	800	1
2	Notre Dame	13-1	750	2
3	Louisville	16-0	736	3
4	South Carolina	12-1	680	4
5	Mississippi State	15-0	677	5
6	Baylor	12-1	634	6
7	Tennessee	13-0	619	7
8	Texas	11-1	600	8
9	Oregon	13-2	515	10
10	Ohio State	13-2	485	12
11	Florida State	13-1	455	13
12	West Virginia	13-1	453	9
13	Maryland	13-2	420	15
14	UCLA	10-3	371	11
15	Missouri	13-1	362	16
16	Oregon State	11-2	323	17
17	Duke	11-3	291	14
18	Iowa	14-1	228	23
19	Texas A&M	11-4	172	22
20	Oklahoma State	11-2	161	24
21	Villanova	11-1	126	18
22	Michigan	12-3	105	21
23	California	10-3	94	20
24	Stanford	8-6	85	NR
25	Arizona State	11-3	67	NR

USA TODAY TOP 25 POLL
January 2

Rk.	School	Rcd.	Pts.	Pvs.
1	Connecticut	11-0	800	1
2	Notre Dame	13-1	745	2
3	Mississippi State	15-0	725	3
4	Louisville	16-0	718	4
5	South Carolina	12-1	676	5
6	Baylor	12-1	634	6
7	Tennessee	13-0	596	7
8	Texas	11-1	586	8
9	Oregon	13-2	529	10
10	Ohio State	13-2	494	11
11	West Virginia	13-1	466	9
12	Florida State	13-1	463	13
13	Maryland	13-2	423	14
14	UCLA	10-3	377	12
15	Missouri	13-1	353	16
16	Oregon State	11-2	318	17
17	Iowa	14-1	255	21
18	Duke	11-3	254	15
19	Texas A&M	11-4	157	21
20	Michigan	12-3	152	19
21	Villanova	11-1	144	18
22	South Florida	11-3	131	24
23	Oklahoma State	11-2	115	NR
24	Green Bay	11-2	59	20
25	Rutgers	14-2	54	NR

WEEK-BY-WEEK RANKINGS

Week	AP	Coaches	NCAA RPI
Preseason	7	4	
Nov. 13	7	4	
Nov. 20	7	3	
Nov. 27	6	3	
Dec. 4	6	3	6
Dec. 11	5	3	6
Dec. 18	5	3	3
Dec. 25	5	3	3
Jan. 1	5	3	3

Week	AP	Coaches	NCAA RPI

BULLDOG GAME-BY-GAME STARTERS

OPPONENT	GUARD	GUARD	GUARD	FORWARD	CENTER	RECORD
Virginia	William	Johnson	Schaefer	Vivians	McCowan	1-0
Georgia St.	William	Johnson	Schaefer	Vivians	McCowan	2-0
Southern Miss	William	Johnson	Schaefer	Vivians	McCowan	3-0
vs. Arizona St.	William	Johnson	Schaefer	Vivians	McCowan	4-0
vs. Columbia	William	Johnson	Schaefer	Vivians	McCowan	5-0
vs. Green Bay	William	Johnson	Schaefer	Vivians	McCowan	6-0
vs. Louisiana	William	Johnson	Schaefer	Vivians	McCowan	7-0
Oklahoma St.	William	Johnson	Schaefer	Vivians	McCowan	8-0
Little Rock	William	Johnson	Schaefer	Vivians	McCowan	9-0
Oregon	William	Johnson	Schaefer	Vivians	McCowan	10-0
Maine	William	Johnson	Schaefer	Vivians	McCowan	11-0
at UNLV	William	Johnson	Schaefer	Vivians	McCowan	12-0
vs. Syracuse	William	Johnson	Schaefer	Vivians	McCowan	13-0
Miss. Valley St.	William	Johnson	Schaefer	Vivians	McCowan	14-0
at Georgia	William	Johnson	Schaefer	Vivians	McCowan	15-0
Arkansas						
at LSU						
Ole Miss						
Alabama						
at Tennessee						
Florida						
at Ole Miss						
at Missouri						
So. Carolina						
at Florida						
Kentucky						
at Vanderbilt						
Texas A&M						
Auburn						
at Kentucky						

MSU RECORD BY STARTING LINEUP

William, Johnson, Schaefer, Vivians, McCowan.....	15-0
---	------

MSU-ARK COMPARISON

	MSU	ARK
SCORING	1,296	990
Points per game	86.4	70.7
Scoring margin	+31.4	+5.3
FIELD GOALS-ATT	476-994	352-941
Field goal pct	.479	.374
3 POINT FG-ATT	113-306	115-385
3-point FG pct	.369	.299
3-pt FG made per game	7.5	8.2
FREE THROWS-ATT	231-322	171-258
Free throw pct	.717	.663
FT made per game	15.4	12.2
REBOUNDS	599	593
Rebounds per game	39.9	42.4
Rebounding margin	+7.4	-0.5
ASSISTS	260	172
Assists per game	17.3	12.3
TURNOVERS	181	165
Turnovers per game	12.1	11.8
Turnover margin	+9.7	+3.9
Assist/turnover ratio	1.4	1.0
STEALS	142	111
Steals per game	9.5	7.9
BLOCKS	62	64
Blocks per game	4.1	4.6

MSU - ARK STATISTICAL LEADERS

	MSU	ARK
SCORING	McCowan (20.3 ppg)	Monk (16.9 ppg)
REBOUNDING	McCowan (12.5 rpg)	Williams (8.2 rpg)
ASSISTS	William (4.6 apg)	Mason (3.2 apg)
BLOCKS	McCowan (2.1 bpg)	Williams (1.4 bpg)
STEALS	Johnson (2.2 spg)	Monk (2.0 spg)

BULLDOGS IN WINS VS. LOSSES

Category	Wins	Losses
Points per game	86.4	—
Opp. points per game	55.0	—
FG pct.	.479	—
Opp. field goal pct.	.378	—
3 pt. FG pct.	.369	—
Opp. 3 pt. FG pct.	.295	—
Free throw pct.	.717	—
Rebounds per game	39.9	—
Rebound margin	+7.4	—
Assists per game	17.3	—
Turnovers per game	12.1	—
Turnover margin	+9.7	—
Steals per game	9.5	—
Blocks per game	4.1	—

**SEC STANDINGS (THROUGH 12/31)**

TEAM	SEC			OVERALL		
	W	L	PCT.	W	L	PCT.
Mississippi State	1	0	1.000	15	0	1.000
Tennessee	1	0	1.000	13	0	1.000
Missouri	1	0	1.000	13	1	.929
South Carolina	1	0	1.000	12	1	.923
Auburn	1	0	1.000	10	3	.769
LSU	1	0	1.000	9	3	.750
Arkansas	1	0	1.000	10	4	.714
Georgia	0	1	.000	12	2	.857
Texas A&M	0	1	.000	11	4	.733
Alabama	0	1	.000	10	4	.714
Ole Miss	0	1	.000	10	4	.714
Florida	0	1	.000	8	6	.571
Kentucky	0	1	.000	8	7	.533
Vanderbilt	0	1	.000	4	11	.267

2017-18 SEC PRESEASON POLLSMEDIA

1. South Carolina
2. Mississippi State
3. Missouri
4. Tennessee
5. Texas A&M
6. Kentucky
7. LSU
8. Georgia
9. Alabama
10. Auburn
11. Vanderbilt
12. Florida
13. Ole Miss
14. Arkansas

COACHES

1. South Carolina
2. Mississippi State
3. Missouri
4. Texas A&M
5. Tennessee
6. Kentucky
7. LSU
8. Georgia
9. Alabama
10. Vanderbilt
11. Auburn
12. Ole Miss
13. Florida
14. Arkansas

2017-18 PRESEASON ALL-SECMEDIA

Victoria Vivians, Mississippi State
 Morgan William, Mississippi State
 Sophie Cunningham, Missouri
 A'ja Wilson, South Carolina
 Mercedes Russell, Tennessee

COACHESFirst Team All-SEC

Raigyne Louis, LSU
 Victoria Vivians, Mississippi State
 Morgan William, Mississippi State
 Sophie Cunningham, Missouri
 A'ja Wilson, South Carolina
 Jaime Nared, Tennessee
 Mercedes Russell, Tennessee
 Khaalia Hillsman, Texas A&M

Second Team All-SEC

Caliya Robinson, Georgia
 Taylor Murray, Kentucky
 Shandricka Sessom, Ole Miss
 Teaira McCowan, Mississippi State
 Cierra Porter, Missouri
 Jordan Frericks, Missouri
 Tyasha Harris, South Carolina
 Anriel Howard, Texas A&M
 Danni Williams, Texas A&M

BULLDOGS OPEN HOME SEC SLATE THURSDAY VS. ARKANSAS

- After opening the SEC season with a road win at Georgia, Mississippi State begins the home portion of the league schedule Thursday against Arkansas.
- The game will be Blair Schaefer Senior Night, with collectible posters of the Bulldogs' senior guard being given away prior to tip.
- State is looking to win its SEC home opener for the 4th-straight year, something never done before.

BULLDOGS VS. RAZORBACKS

- MSU and Arkansas will meet for the 37th time, with the winner taking a lead in the series after MSU tied it up at 18 apiece with a 59-51 win in Fayetteville last season.
- State has won the last 6 meetings and 3 in a row in Starkville.

GET TO KNOW THE OPPONENT

- Under first-year coach Mike Neighbors, Arkansas is 10-4 and has won 2-straight after defeating Grambling and Ole Miss. The Razorbacks are 8-0 in Fayetteville but 1-4 on the road.
- Malica Monk and Devin Cosper pace Arkansas in scoring with 16.9 and 16.4 ppg, respectively. Kiara Williams tops the Razorbacks on the boards with 8.2 rpg while scoring 7.5 ppg.

LAST TIME OUT FOR MSU

- Mississippi State knocked down 11 3-pointers and got 26 points and 13 rebounds from Teaira McCowan, 20 points from Victoria Vivians and 16 points out of Ro Johnson to open the SEC slate with an 86-62 win at Georgia on Dec. 31.
- State missed its first 7 3-point attempts but knocked down 11 of its final 22 from the arc as the Dawgs rallied from an early first-quarter deficit. MSU led 16-14 after the first 10 minutes, but opened up a decisive lead by out-scoring the host Lady Bulldogs 47-26 over the second and third quarters.
- MSU hit 49.2 percent from the field and scored 27 points off 20 UGA turnovers.

DAWGS FIND SUCCESS IN ATHENS

- Sunday's win not only gave State its first 4-game win streak in SEC openers, but it also marked the Bulldogs' first victory in Athens since 2002.
- The Bulldogs' 24-point win was the largest for MSU in the series since 1978. That team also scored 86 points.
- State's 86 points on Sunday were the most UGA has allowed in a game since March 4, 2006.

BULLDOGS PILING UP SEC POW AWARDS

- Teaira McCowan was named SEC Player of the Week Tuesday after averaging 33.5 pts., 13.0 rbd., 2.5 blks. and shooting 79.5% from the field against Mississippi Valley State and Georgia. It was her 2nd nod in the last 3 weeks and 3rd of the season, tying with LaToya Thomas (2002) for the school record.
- McCowan was also named to the NCAA Starting 5 for the 2nd time on the year.
- It was the 3rd-straight week a Bulldog has won it, as Victoria Vivians received the award and USBWA National Player of the Week on Dec. 26 after garnering MVP of the Duel In The Desert Rebel Division.
- Vivians and McCowan have received 5 of this season's 8 SEC Player of the Week awards.

BULLDOGS THE NCAA TEAM OF THE WEEK

- State's Dec. 13 win against then-No. 9 Oregon and a Dec. 17 victory against Maine earned Mississippi State NCAA Team of the Week honors. It is the 3rd-straight year State has claimed the accolade.

SENIORS CLAIM WIN NO. 100

- Last year's senior class (Ketara Chapel, Dominique Dillingham, Chinwe Okorie and Breanna Richardson) won a school-record 111 games with the upset of UConn, but seniors Blair Schaefer, Vivians and Morgan William are chasing close behind as they picked up their 100th-career win against Maine on Dec. 17.
- Their 104 victories since 2014-15 are 2nd in the SEC and tied for the 6th-most nationally.

MOST WINS IN DIVISION I SINCE 2014-15 (THROUGH JAN. 2)

1. UConn	123
2. Notre Dame	115
3. Baylor	114
4. South Carolina	112
5. Maryland	110
6. Mississippi State	104
FGCU	104

DAWGS TAKE DOWN ANOTHER TOP 10 FOE

- MSU's 90-79 win against No. 9 Oregon on Dec. 13 was State's 4th against a Top 10 foe since the start of the 2016-17 season. By comparison, MSU had only defeated a Top 10 team 7 times prior. The stretch included the program's first win against a No. 1-ranked team with the historic victory against UConn.
- This season, State has defeated 7 opponents that have been either ranked or receiving votes.

OFF TO A HOT START

- MSU's 15-0 start is the 3rd-best start in school history. All 3 have come in the last 4 seasons.
- It is the 1st time State has won 15-straight in back-to-back seasons.
- The Bulldogs' 15 wins are 2nd-most in the country behind Louisville (16)
- Last year's 20-0 start is the best in school history.
- State is 1 of 4 undefeated teams in the country. It and Tennessee are the only 2 unbeaten SEC teams.



MSU TOP 5 IN THE POLLS

- Mississippi State remained No. 5 in 2018's first Associated Press Top 25 Poll. State has now been in the AP Top 25 64-straight weeks, the nation's 6th-longest active streak. It earned a 28th-consecutive week in the Top 10, the 5th-longest active streak in the country.
- MSU also stayed No. 3 in this week's USA Today Coaches Poll, its 62nd-straight week in the poll. State ended last season with a program-best No. 2 ranking in the poll.

DAWGS GET OFF TO FAST START

- MSU has jumped out to a quick start in its first 13 games of the season, out-scoring foes 363-200 in the first quarter of games. That is an average of 24.2 ppg-13.3 ppg.
- State has also started the 2nd half strong, claiming a 350-203 scoring edge (23.3 ppg-13.5 ppg) in the third quarter.
- MSU's 36-point opening quarter against UNLV was its most in a quarter since the switch to the format.

BULLDOGS SCORING THE ROCK

- State's 112 points against MVSU was the 3rd time MSU has reached the century mark.
- After setting the school single-season scoring record last season (2,961 points), the Bulldogs are scoring at an 86.4 clip this season, best in the SEC and 11th in the country.
- State is off to its best start scoring under Schaefer and has scored 75 or more points in the last 9 games.

STATE HITTING SHOTS FROM THE FIELD

- After shooting 49.2% at Georgia, MSU is 2nd in the SEC making 47.9% from the field this season. That tally is 13th in the country.
- MSU has shot 40% or higher 13 times this year, including 5 50% showings and 2 with 60% or better.
- State shot a school-record 65.6% clip against Georgia State (Nov. 16).
- The last 5 games, though, the Dawgs are hitting at a 49.9% clip.
- MSU is 57-5 under Schaefer when making 45% or higher from the field.

DROPPING IN THE 3'S

- MSU's 11 3-pointers at Georgia were the most by a State squad against an SEC foe since making 11 against Ole Miss on Feb. 27, 2011.
- State is 2nd in the league in 3-point percentage (36.9%) and 3rd in 3's made per game (7.5).
- MSU made its 100th 3-pointer of the year on Dec. 28. Last season's squad recorded No. 100 in the 19th game of the year.
- MSU has made 10-plus 3-pointers 5 times this season, the most since 2009-10 (6 times).
- MSU hit 13 3's against USM on Nov. 19, 2nd in school history behind 14 vs. Iowa State in 2001.

GETTING IT DONE AT THE CHARITY STRIPE

- MSU has been solid at getting to the charity stripe this season, rating 8th nationally in both free throws made (231) and attempted (322).
- State has made 32 more freebies than opponents have attempted. The Bulldogs have been to the line 11-plus times in all 15 games this season.
- MSU makes an SEC 5th-best 71.7%, but the last 8 games State is converting at a 77.3% rate after making 65.3% the year's first 7 games.

DAWG TOUGH DEFENSE

- MSU continued to be tough to score on this season, holding Georgia 11 points below its season average.
- State rates 3rd in the SEC and 16th in the country in scoring defense (55.0 ppg).
- The Dawgs have held 10 of 14 foes below 60 points this season. Since 2014-15, MSU has kept 72 opponents to 60 points or less, compiling a 68-4 record in that stretch when doing so.
- MSU has kept all but 2 foes below 65 points and is 116-23 under Schaefer when doing so.

BULLDOGS PUT ON THE PRESSURE

- MSU forced 20 turnovers for the 10th time this season on Sunday. State has 15 or more turnovers in all 15 games.
- State's defense has turned opponents over an average of 21.7 times this season, 2nd-most in the SEC and 21st in the nation.
- MSU has converted the turnovers into points, averaging 26.0 ppg off opponent miscues.
- Since 2014-15, MSU is 71-3 when tallying 20 or more points off turnovers in games. The last 3 seasons the Bulldogs are 52-0 when doing so.
- State has claimed a +9.7 turnover margin that is 2nd in the league and 4th in the nation.
- MSU is 119-26 under Schaefer, 91-13 since 2014-15, when winning the turnover battle.

STATE AMONG NATION'S BEST IN ASST/TO RATIO

- MSU has protected the rock, compiling a 1.4 assist/turnover ratio that's 1st in the SEC, 14th in DI.
- State has improved in the category each year:

YEAR	ASST.	A/G	TO	TO/G	RATIO
2017-18	260	17.3	181	12.1	1.4
2016-17	574	14.7	499	12.8	1.2
2015-16	479	13.3	529	14.7	0.9
2014-15	448	13.2	552	16.2	0.8

T & T ARE DYNAMITE

- Vivians, called Tori by her teammates, and Teaira McCowan have combined for 46.4% of MSU's points this season. The last 6 games, the duo has accounted for 52.9% of the offensive production.
- McCowan is 3rd in the SEC in scoring at 20.3 ppg, while Vivians is right behind in 4th at 19.8 ppg. MSU is the only team in the nation with 2 players in the Top 40 in points per game.
- In the opening half, McCowan and Vivians are shooting 63.3% and 49.6% from the field, respectively. In the final 2 quarters though, McCowan is making 71.3% and Vivians 60.5%.

MCCOWAN, VIVIANIS HAVE BIG NIGHT VS. DUCKS

- Against Oregon, McCowan had a career-high 35 points to go with 19 rebounds and 5 blocked shots. The last major conference player to have that stat line: Brittney Griner of Baylor on Jan. 30, 2013.
- Vivians added 30 points against the Ducks, her 2nd 30-point effort in the month of December.
- It was the 1st time State had two 30-point scorers in the same game since Charetta Robinson and Natasha Johnson against TCU on Dec. 31, 1992.
- It was the first time since at least the turn of the millennium a team has had 2 30-point scorers in a game against a ranked opponent.

MCCOWAN AND VIVIANIS IN FIRST 9 GAMES

	PPG	RPG	FG%	FT%
MCCOWAN	15.4	11.6	.625	.432
VIVIANIS	19.0	6.0	.530	.366

MCCOWAN AND VIVIANIS SINCE OREGON

	PPG	RPG	FG%	FT%
MCCOWAN	27.5	14.0	.710	.697
VIVIANIS	21.0	5.7	.556	.485

MCCOWAN DOMINATING THE PAINT

- McCowan's 26 points in the SEC opener were her most in a league contest. That effort followed a 41-point game against MVSU that ranks as the 8th-most points in program history.
- Against Louisiana on Nov. 29, she became first Bulldog to record 30 points, 20 rebounds in a game.
- Her 19 field goals against Valley are 2nd-most in school history and most since 2002. Her 15 against ULL and Oregon are 4th-most at MSU.
- The Brenham, Texas, native ranks in the Top 6 nationally in 6 categories:

TEAIRA MCCOWAN IN THE NATIONAL RANKS

CATEGORY	No.	SEC RANK	NCAA RANK
PPG	20.3	3	29
RBDS.	188	2	3
RPG	12.5	2	6
OFF RPG	6.1	1	2
FG MADE	131	1	3
FG%	.668	1	4
DBL-DBL	11	1	3

BIG T DOUBLES UP

- McCowan's 11th double-double of the year came Sunday at Georgia. She had 10 her first 2 seasons combined.
- She has recorded 7-straight double-doubles, the first Bulldog to do so since LaToya Thomas in 2003.
- She has claimed 10-plus rebounds her last 13 outings and in 14 of 15 games this year. She had 9 total a year ago and 7 her freshman season.
- McCowan recorded her 600th-career rebound against Maine on Dec. 17.

TEAIRA RISING THE MSU CAREER BLOCKS, FG% CHARTS

- McCowan's incredible year has moved her atop State's career field goal percentage chart with 57.8% (364-of-630).
- Her 66.8% season tally would also be 1st at MSU.
- She is also moving up the blocks career chart, tallying 134 for her career after moving into 3rd on Nov. 29.
- She is 4th among current SEC players in blocks and 7th in rebounds with her 659-career boards.

WILLIAM, VIVIANIS, MCCOWAN PRESEASON SEC

- Vivians and Morgan William were named to the media's 5-player All-SEC squad. State is the only team with multiple representatives, and it is the first time it has had multiple selections.
- The league coaches' Preseason All-SEC squad had Vivians and William on the first team and McCowan on the second team.
- MSU was picked to finish 2nd in both polls.

WILLIAM, VIVIANIS, MCCOWAN ON NATIONAL LISTS

- Vivians, William and McCowan have been named to the Naismith Trophy Top 50 watch list.
- Vivians and William were also tabbed to the Top 30 watch list for the Wooden Award and the list for the Wade Trophy.
- State is 1 of 4 programs with 2 or more players on the Wade list and its 3 nominees for the Naismith tied for 3rd-most of the teams selected. The Bulldogs are 1 of 8 programs, 2 in the SEC, with multiple players on the list.
- Vivians was tabbed to the Ann Meyers Drysdale Award Watch List (nation's top shooting guard), William to the Nancy Lieberman Award Watch List (nation's top point guard) and McCowan to the Lisa Leslie Award (country's top center) watch list.

THE QUEEN OF ALL COURTS

- In high school, Victoria Vivians earned the nickname "Queen" for her heralded prep career. Now she can truly call herself the "Queen of All Courts" as she was voted Mississippi State's 2017 Homecoming Queen. Vivians received over 60% of the vote from the MSU student body.

VICTORIA JOINS ELITE COMPANY IN 2K CLUB

- With 11 first-half points against Syracuse on Dec. 21, Victoria Vivians joined LaToya Thomas and Tan White as MSU's only 2,000-point scorers.
- Vivians' 2,051 career points is tops among active SEC players, 4th among current Division I players.
- On Nov. 24, Vivians passed Tan White for 2nd at State in career 3-pointers made. Among active Division I players, her 241 made 3-pointers are tied for 11th, 1st in the SEC.
- Of current SEC players, she is 8th in career rebounds (633) and 2nd in steals (189).

VIVIAN'S OFF TO STELLAR START TO SENIOR YEAR

- Vivians is off to the best start of her career. In addition to her SEC 4th-best scoring average, she is also 9th in FG% (54.0%), 6th in FT% (83.9%), 8th in 3FG% (41.9%), 8th in 3FG made (2.1) and 14th in steals (1.8 spg).
- Vivians has scored double figures in all 15 games this season and 21 straight going back to last year, the most since Alexis Rack had 39 in a row (Jan. 25, 2009-Feb. 11, 2010).
- After her 26-point effort vs. Syracuse, she is averaging 24.3 ppg this season, 17.5 ppg in her career vs. ranked opponents.

VICTORIA VIVIAN'S GROWTH ON OFFENSE

Year	PPG	FG%	3FG%	FT%
2017-18	19.8	.540	.419	.839
2016-17	16.2	.371	.281	.761
2015-16	17.1	.382	.309	.732
2014-15	14.9	.368	.327	.746

POINT GUARD U

- MSU point guards Morgan William and Jazzmun Holmes have been outstanding running the show this season, rating 1st and 2nd, respectively, in the SEC in assist/turnover ratio. William is 4th in Division I with a 4.1 ratio, while Holmes is 19th in the country with a 2.9 tally.
- William is 7th in the league in assists with 4.6 per game.

MO ATOP CAREER ASSISTS, FREE THROW CHARTS

- William dished her 500th-career assist on Nov. 19. Fittingly, that assist went to her roommate, Blair Schaefer.
- William set the MSU season and career assists records last season, and with 549, she is the first MSU player to reach 500 assists. That total is 4th by an active Division I player and tops among current SEC players, 256 more than 2nd place.
- She also sits atop the MSU record books in FT% at 84.3%. Her career mark is 1st in school annals, 9th in SEC history.
- Among current Division I players, her FT% is 7th, and her 463 made freebies are 2nd at MSU and 5th among active D-I players.
- William added another accolade on Dec. 8 as she will wear an SEC graduate patch after earning her bachelor's degree in kinesiology from MSU.

RO, BLAIR A DYNAMIC DUO FROM THE ARC

- Roshunda Johnson and Blair Schaefer have made for a dynamic duo from the arc, averaging 11.9 and 8.7 ppg, respectively, this season. They are a combined 68-of-176 (38.6%) from 3-point range.
- Johnson is sinking the triple at a 40.5% clip this season, 10th-best in the SEC, after hitting 4-of-8 against UGA. Johnson started 0-of-3 but hit 4 of her last 5 to finish with 16 points.
- She is also making 2.1 3's per game this season, 7th-most in the league.
- Schaefer, who made her first SEC start on Sunday, is 4th in the SEC making 2.4 3's per game.
- The duo is also on the MSU career 3-point percentage chart. Johnson tops the list making 42.3% while Schaefer is 9th with 35.9%.

JOHNSON, SCHAEFER DRAW THE CHARGES ON DEFENSE

- Schaefer and Johnson are both tied for 2nd on the team in charges taken with 5 each. Schaefer took 2 in Sunday's SEC opener at Georgia.
- Johnson also rates 7th in the SEC in steals, swiping 2.2 per game. The Little Rock native had a career-high 5 steals against her hometown team on Dec. 10, and she matched it against UNLV on Dec. 20.

CAREER WATCH

SCORING

	player	games	points	avg.
1	LaToya Thomas (2000-03)	125	2,981	23.8
2	Tan White (2002-05)	121	2,421	20.0
3	Victoria Vivians (2015-pres.)	124	2,051	16.5
11	Kunshinge Sorrell (1987-88)	62	1,292	20.8
12	Sophie Ratliff (1987-90)	117	1,198	10.2
13	Morgan William (2015-pres.)	124	1,183	9.5

FIELD GOAL PERCENTAGE (minimum 300 attempts)

	player	games	percentage
1	Teaira McCowan (2016-pres.)	89	57.8 (364-630)
2	LaToya Thomas (2000-03)	125	55.3 (1,119-2,024)
3	Sophie Ratliff (1987-90)	117	53.7 (454-845)
4	Ann Lashley (1985-88)	116	53.6 (439-819)
5	Erica Simmons (1990-93)	107	53.2 (223-419)
6	Chinwe Okorie (2015-17)	109	52.1 (270-518)

FIELD GOALS MADE

	player	games	field goals
1	LaToya Thomas (2000-03)	125	1,119 (2,024 att.)
2	Tan White (2002-05)	121	893 (2,102 att.)
3	Victoria Vivians (2015-pres.)	124	735 (1,876 att.)

THREE-POINT FIELD GOALS MADE

	player	games	field goals
1	Alexis Rack (2007-10)	129	340 (1,057 att.)
2	Victoria Vivians (2015-pres.)	124	243 (769 att.)

THREE-POINT FIELD GOAL PERCENTAGE (minimum 100 attempts)

	player	games	percentage
1	Roshunda Johnson	48	42.3 (74-175)
2	Jessica Carter (2001-04)	106	41.4 (99-239)
3	Bobbie Braddock (1990-91)	55	37.8 (59-156)
4	Angela Harris (1997-00)	110	37.6 (89-237)
5	Meadow Overstreet (1998-01)	112	37.0 (138-373)
6	Mary Kathryn Govero (2008-11)	128	37.0 (182-492)
7	Jennifer Fambrough (1999-02)	117	36.7 (69-188)
8	Jemmye Ann Helms (1993-97)	101	36.6 (100-273)
9	Blair Schaefer (2015-pres.)	111	36.0 (114-317)
10	Ebonie Ferguson (2002-05)	69	35.1 (61-174)

FREE THROWS MADE

	player	games	free throws
1	LaToya Thomas (2000-03)	125	709 (914 att.)
2	Morgan William (2015-pres.)	124	463 (549 att.)
5	LaCharlotte Smith (1993-96)	106	379 (526 att.)
6	Sharon Thompson (1995-98)	107	366 (602 att.)
7	Victoria Vivians (2015-pres.)	124	338 (444 att.)

FREE THROWS ATTEMPTED

	player	games	attempts
1	LaToya Thomas (2000-03)	125	914 (made 709)
2	Sharon Thompson (1995-98)	107	602 (made 366)
3	Tan White (2002-05)	121	557 (made 413)
4	Morgan William (2015-pres.)	124	549 (made 463)
	LaCharlotte Smith (1993-96)	106	526 (made 379)
7	Sophie Ratliff (1987-90)	117	499 (made 290)
8	Martha Alwal (2012-15)	124	476 (made 333)
9	Victoria Vivians (2015-pres.)	124	444 (made 338)

FREE THROW PERCENTAGE (minimum 150 attempts)

	player	games	percentage
1	Morgan William (2015-present)	124	84.3 (463-549)
2	LaToya Thomas (2000-03)	125	77.6 (709-914)
3	Jennifer Fambrough (1999-02)	117	77.5 (396-511)
4	Chanel Mokango (2009-10)	67	76.9 (143-186)
5	Alexis Rack (2007-10)	129	76.5 (296-387)
6	Victoria Vivians (2015-pres.)	124	76.1 (338-444)
7	Ann Sanders (1987-90)	92	75.8 (141-186)
8	Diamber Johnson (2009-12)	126	75.7 (178-235)
9	Tutti Calhoun (1975-77)	66	74.8 (152-203)

ASSISTS

	player	games	assists	avg.
1	Morgan William (2015-pres.)	124	549	4.4

BLOCKED SHOTS

	player	games	blocks	avg.
1	Martha Alwal (2012-15)	124	328	2.6
2	Chanel Mokango (2009-10)	67	180	2.7
3	Teaira McCowan (2016-pres.)	89	134	1.5

STEALS

	player	games	steals	avg.
1	Tan White (2002-05)	121	372	3.1
5	Lisa Scott (1989-92)	106	205	1.9
6	Alexis Rack (2007-10)	129	202	1.6
7	Angela Harris (1997-00)	110	189	1.7
	Victoria Vivians (2015-pres.)	124	189	1.5

RECORD SEMESTER IN THE CLASSROOM

- The Dec. 13 win vs. No. 9 Oregon capped a day that saw MSU earn a school-record 3.40 GPA in the classroom.
- Twelve Bulldogs earned a 3.00 or higher GPA, with 4 Dawgs (Jordan Danberry, Ro Johnson, Nyah Tate and Myah Taylor) finishing with 4.00 GPAs.

BWARE OF THE DAWGS

- MSU is 81-14 at the Hump under Schaefer, 53-4 since 2014-15.
- The Bulldogs had 8,535 for the non-conference finale against Mississippi Valley, the 4th-largest crowd in school history.
- State is 8th nationally in total (45,797) and average (5,725) attendance.
- MSU had the 3rd-largest average attendance increase in the nation a year ago (+1,479) after rating 4th each of the 2 seasons prior.

RAISE THE BANNER

- Before the Nov. 10 opener, Mississippi State capped a historic 2016-17 season by raising the National Finalist banner into the rafters of Humphrey Coliseum.
- Last year's team set school records with a 34-5 overall record, a 13-3 SEC mark and 2nd-place league finish before advancing to the national championship game in the program's first Final Four appearance.
- State, which was a school-best No. 2 seed, capped the run to the title game with a thrilling 66-64 upset of UConn in the national semifinal, a win that snapped the Huskies' record 111-game win streak and won MSU the ESPY for Best Upset.

UConn UPSET THE TOP PLAY IN 2017

- Morgan William's shot to defeat UConn was named the top play in 2017 by espnW as well as in the state of Mississippi by The Clarion Ledger.
- William was named The Clarion Ledger's Sports Person of the Year.

THE LAST TIME FOR THE BULLDOGS...**THE LAST TIME MSU...**

Won 20 games in a row	20 games, Nov. 11, 2016-Jan. 19, 2017
Won 15 games in a row	15 games, Nov. 10, 2017-Dec. 31, 2017
Won 10 home games in a row	10 games, March 17, 2017-Dec. 28, 2017
Won 10 road games in a row	11 games, Feb. 21, 2016-Jan. 19, 2017
Lost 3 games in a row	3 games, Jan. 16, 2014-Jan. 23, 2014
Defeated a Top 10 Team	No. 9 Oregon, 90-79 (12/13/17)
Defeated a Top 25 Team	No. 22 Syracuse, 76-65 (12/21/17)
Defeated a ranked team on the road	No. 23 Texas A&M, 72-67 (2/19/17)
Overcame a 10+ point halftime deficit to win	17, at Iowa State (12/3/16)
Won an overtime game	66-64 vs. UConn [NCAAT] (3/31/17)
Lost an overtime game	75-78 at Kentucky (2/23/17)
Won a double overtime game	74-66 vs. Southern Miss (3/24/14)
Lost a double overtime game	90-92 at Kentucky (2/12/15)
Won regular season tournament	Duel in the Desert [Rebel Division] (2017)
Scored 100 points	112 vs. Miss. Valley St. (12/28/17)
Scored 100 points on the road	103 at UNLV (12/20/17)
Scored 90 points	90 vs. Oregon (12/13/17)
Made 30 field goals	32 at Georgia (12/31/17)
Made 40 field goals	45 vs. Miss. Valley St. (12/28/17)
Made 50 field goals	53 vs. Judson College (2/24/86)
Shot 60% from the field	616 vs. Miss. Valley St. (12/28/17)
Shot 55% from the field	560 vs. LSU [SECT] (3/3/17)
Shot 40% or less from the field	386 vs. Green Bay (11/25/17)
Shot less than 30% from the field	286 vs. UConn [NCAAT] (3/26/16)
Made 5 3-point field goals	8 vs. Miss. Valley St. (12/28/17)
Made 10 3-point field goals	11 at Georgia (12/31/17)
Made 30 or more free throws	33 vs. Louisiana Tech (12/11/14)
Made 25 or more free throws	26 vs. Oklahoma St. (12/3/17)
Attempted 100 field goals	104 vs. Montevallo (11/19/79)
Attempted 30 3-point field goals	31 at Duke (3/22/15)
Attempted 30 or more free throws	34 vs. Oklahoma St. (12/3/17)
Attempted 45 or more free throws	46 vs. Louisiana Tech (12/11/14)
Had 65 rebounds	69 vs. SE Louisiana (12/7/14)
Had 70 rebounds	71 vs. Arkansas-Pine Bluff (11/13/09)
Had 75 rebounds	78 vs. Judson College (2/24/86)
Had 10 or more blocked shots in a game	11 at Kentucky (2/23/17)
Had 35 assists	37 vs. Memphis (1/3/80)
Had 25 or more assists	28 vs. Miss. Valley St. (12/28/17)
Had 30 or more steals	30 vs. New Orleans (11/17/13)
Had 20 or more steals	20 vs. Miss. Valley St. (11/24/15)
Had 10 or more steals	17 at UNLV (12/20/17)
Had four freshmen start a single game	4, at Vanderbilt (11/2/06)

LAST TIME SOMEONE FOR MSU...

Scored 30 points	31, Teaira McCowan at UNLV (12/20/17)
Scored 40 points	41, Teaira McCowan vs. Miss. Valley St. (12/28/17)
Scored 45 points	47, Tan White vs. Vanderbilt (2/3/05, 2OT)
Scored in double figures in 10 straight games	21 straight, Victoria Vivians (3/17/17-12/31/17)
Scored double figures in 100 straight games	125 straight, LaToya Thomas (11/19/99-3/24/03)
Scored 20 points in 2 straight games	Victoria Vivians (12/28/17-12/31/17)
Scored 20 points in 5 straight games	9 straight, Tan White (2/19-11/26/04)
Scored 20 points in 10 straight games	12 straight, LaToya Thomas (2/1-3/20/01)
Had 2 players score 20 points in a game	at Georgia (12/31/17)
Had 3 players score 20 points in a game	vs. So. Miss. (11/20/99)

DAWGS WIN AN ESPY

- Last summer the Bulldogs had the opportunity to travel to Los Angeles for the ESPY Awards. The Bulldogs won the ESPY for Best Upset prior to the show.

STATE INKS ONE OF NATION'S TOP CLASSES

- State signed one of the nation's top signing classes during the November early signing period. ESPN ranks the class 11th nationally, 2nd in the SEC.
- MSU inked a pair of 5-star 6-foot-5 post players in Ocean Springs, Miss., native Daphne White (No. 48 overall, No. 7 position) and Waverly Hall, Ga., product Jessica Carter (No. 49 overall, No. 8 position).
- The Dawgs went to Virginia Beach, Va., and landed 4-star wing Xaria Wiggins, the 54th-ranked player overall and 8th-best at her position.

TOGETHER WE ARE STRONGER

- MSU and the Starkville community came together prior to the season opener to put up a men's and women's basketball mural in downtown StarkVegas. The 16 individual pieces were put up by various members of the community, and once together it contained the message "Together We Are Stronger: Family."



Scored 30 points in 2 straight games	Tan White (38) vs. Ark. (3/3/05) & Auburn (2/27/05)
Scored 30+ points by 2 players in a game	McCowan [35], Vivians [30] vs. Oregon (12/13/17)
5 or more players scored double figures	5, vs. Louisiana (11/29/17)
5 or more scored 10+ pts. in 2 straight games	5, New Orleans (11/29/14) & No. Dakota St. (12/2/14)
Made 10 field goals in a game	12, Teaira McCowan at Georgia (12/31/17)
Made 15 field goals in a game	19, Teaira McCowan vs. Miss. Valley St. (12/28/17)
Made 20 field goals in a game	20, LaToya Thomas vs. Tulsa (11/17/02)
Made 5 or more 3-pointers in a game	5, Blair Schaefer vs. Syracuse (12/21/17)
Made 7 or more 3-pointers in a game	7, Victoria Vivians at Louisiana Tech (12/13/15)
Made 8 or more 3-pointers in a game	8, Meadow Overstreet vs. Miss. Valley St. (12/20/99)
Made 10 free throws in a game	10, Morgan William vs. LSU [SECT] (3/3/17)
Made 15 free throws in a game	18, Jennifer Fambrough vs. Northwestern St. (12/19/98)
Had 10 rebounds	13, Teaira McCowan at Georgia (12/31/17)
Had 15 or more rebounds	15, Teaira McCowan at UNLV (12/20/17)
Had 20 rebounds	20, Teaira McCowan vs. Louisiana (11/29/17)
Had 25 rebounds	26, Sophie Ratliff vs. Shorter College (3/14/88)
Had 10+ rebounds in 5 straight games	13 straight, Teaira McCowan (11/19/17-12/31/17)
Had three players record 10 rebounds	vs. SE Louisiana (12/7/14)
Had 10 offensive rebounds	10, Teaira McCowan at UNLV (12/20/17)
Had 10 defensive rebounds	10, Teaira McCowan vs. Oklahoma St. (12/3/17)
Dished 10 assists	11, Morgan William vs. Savannah St. (11/29/15)
Dished 10 assists	11, Morgan William vs. Savannah St. (11/29/15)
Dished 15 assists	17, Polly Branch vs. Bryan (2/1/86)
Blocked 5 shots in a game	5, Teaira McCowan vs. Miss. Valley St. (12/28/17)
Blocked 10 or more shots in a game	10, Martha Alwal vs. Jacksonville St. (11/11/11)
Had 5 or more steals in a game	5, Roshunda Johnson at UNLV (12/20/17)
20 points & 20 rebounds in a game	Teaira McCowan [31 pts., 20 rbd.] vs. Louisiana (11/29/17)
Had a double-double	Teaira McCowan [26 pts., 13 rbd.] at Georgia (12/31/17)
Had a double-double in 2 straight games	Teaira McCowan (7 straight, 12/10/17-12/31/17)
Had a double-double in 3 straight games	Teaira McCowan (7 straight, 12/10/17-12/31/17)
Had a double-double in 4 straight games	7 straight, Teaira McCowan (12/10/17-12/31/17)
Had two players record a double-double	McCowan & Vivians vs. Little Rock (12/10/17)
Had three players record a double-double	vs. Arkansas-Pine Bluff (11/13/09)
Had 10+ double-doubles in a season	11, Teaira McCowan (2017-18)
Had a triple-double	Cynthia Hall, 12 pts., 10 rbd. and 12 assts. vs. La-Lafayette (12/16/00)

LAST TIME AN OPPONENT...

Scored 60 points or less	54 by Columbia (11/24/17)
Scored 50 points or less	43 by Maine (12/17/17)
Scored 40 points or less	36 by Miss. Valley St. (12/28/17)
Scored 30 points or less	26 by Northwestern St. (12/28/16)
Shot 60% from the field	62.7% by UConn [NCAAT] (3/26/16)
Shot 55% from the field	56.1% by Oregon (12/13/17)
Shot 50% from the field	53.3% by Baylor [NCAAT] (3/26/17)
Made 10 three-point field goals in a game	10 by DePaul [NCAAT] (3/19/17)
Made 10 or fewer field goals	8 by Savannah St. (11/29/15)
Made 35 free throws	38 by Union University (12/3/84)

LAST TIME AN OPPOSING PLAYER...

Scored 40 or more points	42 by Makayla Epps of Kentucky (2/12/15)
Scored 30 or more points	35, Loryn Goodwin of Oklahoma St. (12/3/17)
Made 5 or more 3-pointers	6, Kelsey Plum of Washington [NCAAT] (3/24/17)
Had 15 or more rebounds	16 by Evelyn Akhtar of Kentucky (2/23/17)
Had 20 or more rebounds	20 by DeNesha Stallworth of Kentucky (2/27/14)
Had 10 or more assists	11 by Jadda Buckley of Iowa State (12/3/16)

MSU'S RECORD WHEN...

	2017-18	Under Schaefer
Scoring First	9-0	92-23
Opponent Scores First	6-0	47-28
Leads at Halftime	14-0	116-13
Trails at Halftime	1-0	20-37
Is Tied at Halftime		3-1
Shoots 45% or better from field	9-0	57-5
Shoots less than 45% from field	6-0	82-46
Opp. shoots less than 45% from field	12-0	124-25
Opp. shoots 45% or better from field	3-0	15-26
Outrebounds the opponent	12-0	102-11
Ties the opponent in rebounds		6-2
Outrebounded by the opponent	3-0	31-38
Fewer (or ties) TOs than opponent	14-0	120-26
More TOs than opponent	1-0	19-25
Holds opponents to 65 points or less	13-0	116-23
In games decided by 10 points or less	2-0	51-28

MSU'S RECORD IN...

	2017-18	Under Schaefer
All Games	15-0	139-51
Home Games	8-0	81-14
Road Games	2-0	31-26
Neutral-sites	5-0	27-11
Non-SEC Games	14-0	88-11
Non-SEC Home Games	8-0	53-2
Non-SEC Road Games	1-0	13-3
Non-SEC Neutral-site Games	5-0	22-6
SEC Games	1-0	46-35
SEC Home Games		28-12
SEC Road Games	1-0	18-23
SEC Tournament		5-5
November Games	7-0	35-4
December Games	8-0	43-3
January Games		23-19
February Games		21-14
March Games		17-10
April Games		0-1
Monday Games		9-2
Tuesday Games		7-1
Wednesday Games	3-0	12-3
Thursday Games	4-0	25-23
Friday Games	2-0	23-1
Saturday Games	1-0	15-2
Sunday Games	5-0	48-19
Overtime Games		7-6
Television Games	9-0	91-30
Games vs. Ranked Opponents	3-0	19-26

MISCELLANEOUS STATS

Double-Doubles:	2017-18	Career	10+ Rebounds:	2017-18	Career
Teaira McCowan	11	21	Teaira McCowan	14	30
Zion Campbell	1	1	Zion Campbell	1	1
Victoria Vivians	1	8	Victoria Vivians	1	8
Leading Scorer:	2017-18	Career	20+ Rebounds:	2017-18	Career
Teaira McCowan	7	15	Teaira McCowan	1	1
Victoria Vivians	7	66	Leader in Steals:	2017-18	Career
Roshunda Johnson	1	2	Roshunda Johnson	7	12
Morgan William	1	16	Victoria Vivians	6	40
Blair Schaefer		4	Jazzmun Holmes	4	13
Iggy Allen		1	Teaira McCowan	2	10
Double-Figure Scoring:	2017-18	Career	Chloe Bibby	1	1
Victoria Vivians	15	107	Bre'Amber Scott	1	1
Teaira McCowan	12	37	Morgan William	1	34
Blair Schaefer	8	17	Blair Schaefer		4
Roshunda Johnson	7	14	Iggy Allen		1
Morgan William	5	59	Leader in Blocks:	2017-18	Career
Chloe Bibby	2	2	Teaira McCowan	12	57
Zion Campbell	1	1	Zion Campbell	3	3
Jazzmun Holmes	1	4	Jazzmun Holmes	2	4
Iggy Allen		2	Roshunda Johnson	2	2
20-Plus Point Games:	2017-18	Career	Chloe Bibby	1	1
Victoria Vivians	7	39	Jordan Danberry	1	1
Teaira McCowan	6	11	Blair Schaefer	1	2
Roshunda Johnson	1	2	Victoria Vivians	1	11
Morgan William		8	Morgan William		8
Blair Schaefer		1	10+ Blocks:	2017-18	Career
30-Plus Point Games:	2017-18	Career	Leader in Assists:	2017-18	Career
Teaira McCowan	4	4	Morgan William	7	84
Victoria Vivians	2	5	Jazzmun Holmes	3	18
40-Plus Point Games:	2017-18	Career	Roshunda Johnson	2	3
Teaira McCowan	1	1	Jordan Danberry	1	1
Morgan William		1	Blair Schaefer	1	1
Leading Rebounder:	2017-18	Career	Victoria Vivians	1	5
Teaira McCowan	14	42	10+ Assists:	2017-18	Career
Zion Campbell	1	1	Morgan William		1
Victoria Vivians		19			
Blair Schaefer		1			

BREAKING DOWN THE BULLDOGS

Charges Taken		Career Games Played	
Morgan William	10	124	Victoria Vivians
Roshunda Johnson	5	124	Morgan William
Blair Schaefer	5	112 (64 at Okla. St.)	Roshunda Johnson
Bre'Amber Scott	3	111	Blair Schaefer
Victoria Vivians	3	89	Teaira McCowan
Chloe Bibby	1	86	Jazzmun Holmes
Jordan Danberry	1	43 (36 at Arkansas)	Jordan Danberry
Who Scored First		31 (20 at Auburn)	Jonika Garvin
Teaira McCowan	7	30	Zion Campbell
Victoria Vivians	4	20	Iggy Allen
Roshunda Johnson	2	14	Chloe Bibby
Blair Schaefer	2	13	Bre'Amber Scott
How The First Points Were Scored		9	Nyah Tate
3-Pointer	5	Career Games Started	
Jumper	4	121	Victoria Vivians
Layup	4	90	Morgan William
Free Throw	2	61 (37 at Okla. St.)	Roshunda Johnson
Scoring By Class		22	Teaira McCowan
Seniors	708 (54.6%)	19	Blair Schaefer
Juniors	413 (31.9%)	13 (all at Arkansas)	Jordan Danberry
Sophomores	56 (4.3%)	Consecutive Games Started	
Freshmen	119 (9.2%)	90	Morgan William
Total	1,296	21	Teaira McCowan
Consecutive Free Throws Made (active)		19	Victoria Vivians
Chloe Bibby	9	15	Roshunda Johnson
Blair Schaefer	6	15	Blair Schaefer
Morgan William	6		
Jazzmun Holmes	5		
Victoria Vivians	5		
Jordan Danberry	3		
Iggy Allen	1		
Zion Campbell	1		
Jonika Garvin	1		
Bre'Amber Scott	1		

MSU IN THE SEC AND NCAA

(Through 01/01/17)

TEAM STANDINGS — ALL GAMES

CATEGORY	TOTAL	SEC	NCAA
Scoring Offense	86.4	1	11
Scoring Defense	55.0	3	16
Scoring Margin	+31.4	1	2
FG Percentage	.479	2	13
FG Percentage Def.	.378	8	98
3PT FG Percentage	.369	2	41
3PT FG Defense	.295	4	96
3PT FG Per Game	7.5	3	70
Free Throw Percentage	.717	5	105
Rebounding Offense	39.9	T9	111
Rebounding Defense	32.5	3	—
Rebounding Margin	+7.4	6	44
Offensive Rebounds	15.7	1	26
Defensive Rebounds	24.2	11	—
Blocked Shots	4.1	9	91
Assists	17.3	4	32
Steals	9.5	4	82
Turnovers Forced	21.7	2	23
Turnover Margin	+9.7	2	4
Assist/Turnover Ratio	1.4	1	14

INDIVIDUAL STANDINGS — ALL GAMES

CATEGORY	TOTAL	SEC	NCAA
POINTS PER GAME			
Teaira McCowan	20.3	3	29
Victoria Vivians	19.8	4	40
FIELD GOAL PERCENTAGE			
Teaira McCowan	.668	1	4
Victoria Vivians	.540	9	56
REBOUNDS			
Teaira McCowan	12.5	2	6
3PT FIELD GOALS MADE			
Blair Schaefer	2.4	4	115
Ro Johnson	2.1	7	178
Victoria Vivians	2.1	8	212
3PT FIELD GOAL PERCENTAGE			
Victoria Vivians	.419	8	67
Ro Johnson	.405	10	87
FREE THROW PERCENTAGE			
Morgan William	.848	4	65
Victoria Vivians	.839	6	82
OFFENSIVE REBOUNDS			
Teaira McCowan	6.1	1	2
DEFENSIVE REBOUNDS			
Teaira McCowan	6.4	5	—
ASSISTS			
Morgan William	4.6	7	93
ASSIST/TURNOVER RATIO			
Morgan William	4.1	1	4
Jazzmun Holmes	2.9	2	19
STEALS			
Ro Johnson	2.2	7	135
Victoria Vivians	1.8	14	—
BLOCKS			
Teaira McCowan	2.1	5	46
MINUTES PLAYED			
Victoria Vivians	29.9	21	—
Blair Schaefer	29.5	24	—

BULLDOG GAME-BY-GAME LEAD/DEFICIT

OPPONENT	LARGEST LEAD	LARGEST DEFICIT	TIME LED	TIME TRAILED	TIME TIED	RESULT
Virginia	22 (4th, 7:34)	2 (1st, 9:34)	36:06	2:43	1:11	W, 68-53
Georgia State	59 (4th, 3:23)	None	39:25	0:00	:35	W, 106-50
Southern Miss	39 (4th, 8:45)	None	38:52	0:00	1:04	W, 91-56
vs. Arizona State	13 (1st, :47)	3 (3rd, 9:40)	28:19	8:12	3:29	W, 65-57
vs. Columbia	37 (4th, 4:38)	5 (1st, 8:01)	32:53	3:34	3:06	W, 90-54
vs. Green Bay	29 (3rd, 1:29)	1 (1st, 7:50)	39:32	:08	:20	W, 67-46
vs. Louisiana	57 (4th, :26)	None	39:51	0:00	:09	W, 94-37
Oklahoma State	12 (4th, 2:51)	1 (1st, 5:27)	35:58	2:27	1:33	W, 79-76
Little Rock	45 (4th, 2:40)	None	39:09	0:00	:51	W, 86-48
Oregon	20 (3rd, 3:21)	2 (1st, 8:37)	37:57	:39	1:22	W, 90-79
Maine	41 (4th, :53)	3 (1st, 8:44)	37:49	:15	1:56	W, 83-43
at UNLV	43 (4th, 9:48)	3 (1st, 7:30)	34:24	2:26	2:43	W, 103-63
vs. Syracuse	19 (4th, 6:19)	2 (1st, 3:58)	36:41	2:14	1:05	W, 76-65
Miss. Valley St.	76 (4th, 1:13)	None	39:09	0:00	:16	W, 112-36
at Georgia	26 (3rd, 2:13)	4 (1st, 9:03)	31:31	7:51	:14	W, 86-62
Arkansas						
at LSU						
Ole Miss						
Alabama						
at Tennessee						
Florida						
at Ole Miss						
at Missouri						
South Carolina						
at Florida						
Kentucky						
at Vanderbilt						
Texas A&M						
Auburn						
at Kentucky						

BULLDOG GAME-BY-GAME SPECIALTY STATS
(MSU/OPPONENT)

OPPONENT	PAINT	OFF TO	2ND CHANCE	FAST BREAK	BENCH
Virginia	26/26	26/7	9/5	8/10	19/20
Georgia State	56/20	35/4	17/8	16/4	33/14
Southern Miss	36/22	31/11	33/5	6/8	20/25
vs. Arizona State	38/28	18/19	17/9	8/8	8/19
vs. Columbia	40/20	23/3	18/8	9/6	23/11
vs. Green Bay	12/18	14/9	10/3	2/2	4/10
vs. Louisiana	46/10	24/10	14/7	19/2	30/15
Oklahoma State	32/36	21/6	4/8	6/16	4/11
Little Rock	50/28	25/6	17/7	0/2	31/29
Oregon	50/44	13/9	18/16	6/8	2/21
Maine	36/24	29/7	13/5	11/0	35/8
at UNLV	38/30	34/7	21/11	6/4	23/7
vs. Syracuse	22/30	25/11	11/13	2/13	12/2
Miss. Valley St.	70/18	45/3	27/8	14/0	32/8
at Georgia	28/32	27/10	19/13	0/4	11/20
Arkansas					
at LSU					
Ole Miss					
Alabama					
at Tennessee					
Florida					
at Ole Miss					
at Missouri					
South Carolina					
at Florida					
Kentucky					
at Vanderbilt					
Texas A&M					
Auburn					
at Kentucky					



VIC SCHAEFER

HEAD COACH • 6TH SEASON AT MSU

- 2017 WBCA REGION COACH OF THE YEAR
- 2017 NAISMITH NATIONAL COACH OF THE YEAR FINALIST
- 2017 ESPY FOR BEST UPSET
- 2015 AP SEC COACH OF THE YEAR
- 2015 SEC COACHES' CO-COACH OF THE YEAR
- 2015 NAISMITH NATIONAL COACH OF THE YEAR SEMIFINALIST

• Vic Schaefer is in his sixth season as the Bulldogs' coach. He owns the second-most victories in program history, and his winning percentage through his first five campaigns is the best in program annals.

• Schaefer has led the Bulldogs to the postseason each of the last four seasons, including three-straight NCAA Tournament berths. After going to the Sweet 16 in 2015-16, the Bulldogs earned national finalist honors in 2017 after advancing to the national title game in the program's first Final Four appearance.

• He was named WBCA Region Coach of the Year and a finalist for Naismith National Coach of the Year in 2017. In 2015, after guiding State to its first NCAA Tournament berth since 2010, Schaefer was named a semifinalist for the Naismith award after earning SEC Coach of the Year accolades from both his fellow coaches and the Associated Press.

• Schaefer's Bulldog teams have posted 20-plus wins each of the last four seasons, matching the total number of 20-win seasons by the program in the 38 years prior to his arrival. His 2016-17 team set Mississippi State's single-season wins record for the third-straight year as it posted a 34-5 ledger. That top mark came after the Bulldogs won 28 games in 2015-16 and 27 in 2014-15.

• His first signing class of Ketara Chapel, Dominique Dillingham, Chinwe Okorie and Breanna Richardson won 22 games in 2013-14 before capping their careers with their program-best 111th victory in State's Final Four upset of No. 1 UConn, a victory that won MSU the ESPY for Best Upset.

• In addition to the school-record 34 overall wins in 2016-17, the Bulldogs also claimed a program-best 13 SEC wins en route to claiming their best league finish with a second-place showing. The Dawgs also advanced to the SEC Tournament title game for the second-straight year.

• Schaefer picked up his 200th win as a head coach in last season's NCAA Tournament opening-round win against Troy (March 17, 2017).

• Under Schaefer's guidance, Mississippi State has also drawn record attendance numbers in Humphrey Coliseum. The Top 10 and 17 of the Top 20 crowds in program history have come during his watch, including the first two 10K attendance crowds ever in the state of Mississippi for a women's basketball game.

• MSU drew 86,328 for 13 home dates last season, a 6,641 average that ranked seventh nationally. The Bulldogs' average attendance was an increase of 1,479 from 2015-16, when State drew a program-record 92,914, the third-largest increase in the nation after the program had the fourth-biggest jump each of the previous two years.

• Schaefer also went to the Final Four in his previous two stops at Texas A&M and Arkansas. In nine seasons in College Station, he helped the Aggies to 212 wins and seven NCAA Tournament appearances, including the 2011 national championship.

• He was part of 121 wins in six seasons at Arkansas, taking the Razorbacks to the Final Four in his first season. The Razorbacks went to four NCAA Tournament appearances and won a WNIT title during his time on the staff in Fayetteville.



2017 NCAA NATIONAL FINALIST



@HailStateWBK



Facebook.com/HailStateWBK



HailStateWBK

SCHAEFER AT MSU, TEXAS A&M & ARKANSAS

Overall: 472-217 (.685) in 21 seasons

MISSISSIPPI STATE — HEAD COACH

Year	Record	Postseason
2012-13	13-17	—
2013-14	22-14	WNIT Quarterfinals
2014-15	27-7	NCAA Second Round
2015-16	28-8	NCAA Sweet 16
2016-17	34-5	NCAA National Finalist
2017-18	15-0	—

Record: 139-51 (.732) in 6 seasons

3 NCAA Tournament Appearances
 1 NCAA National Finalist (2016-17)
 1 NCAA Elite Eight (2016-17)
 2 NCAA Sweet 16 (2015-16, 2016-17)
 1 NCAA Second Round (2014-15)
 1 WNIT Appearance
 1 WNIT Quarterfinals (2013-14)
 2 SEC Tournament Title Game Appearances (2015-16, 2016-17)

TEXAS A&M — ASSOCIATE HEAD COACH

Year	Record	Postseason
2003-04	9-19	—
2004-05	16-15	WNIT Quarterfinals
2005-06	23-9	NCAA First Round
2006-07	25-7	Big 12 Champion/ NCAA Second Round
2007-08	29-8	Big 12 Tournament Champion/ NCAA Elite Eight
2008-09	27-8	NCAA Sweet 16
2009-10	26-8	Big 12 Tournament Champion/ NCAA Second Round
2010-11	33-5	NCAA National Champion
2011-12	24-11	NCAA Sweet 16

Record: 212-90 (.702) in 9 seasons

7 NCAA Tournament Appearances
 1 NCAA National Championship (2010-11)
 1 NCAA Elite Eight (2007-08)
 2 NCAA Sweet 16 (2008-09, 2011-12)
 2 NCAA Second Round (2006-07, 2009-10)
 1 NCAA First Round (2005-06)
 1 WNIT Appearance
 1 WNIT Quarterfinals (2004-05)

ARKANSAS — ASSOCIATE HEAD COACH

Year	Record	Postseason
1997-98	22-11	NCAA Final Four
1998-99	20-14	WNIT National Champion
1999-00	17-15	WNIT Semifinals
2000-01	20-13	NCAA Second Round
2001-02	20-12	NCAA Second Round
2002-03	22-11	NCAA Second Round

Record: 121-76 (.614) in 6 seasons

4 NCAA Tournament Appearances
 1 NCAA Final Four (1997-98)
 3 NCAA Second Round (2000-01, 2001-02, 2002-03)
 2 WNIT Appearances
 1 WNIT National Championship (1998-99)
 1 WNIT Semifinal (1999-00)

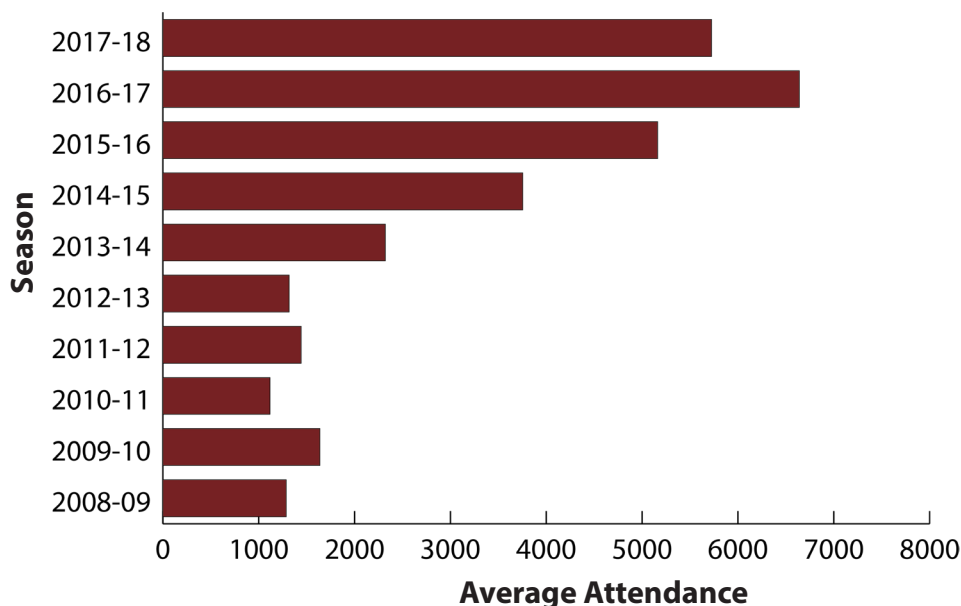
YEAR-BY-YEAR AT THE HUMP

year	g	rec.	pct.	sec	non
1975-76	6	2-4	.333	---	---
1976-77	10	4-6	.400	---	---
1977-78	14	9-5	.391	---	---
1978-79	12	9-3	.750	---	---
1979-80	12	8-5	.615	---	---
1980-81	13	11-2	.846	---	---
1981-82	14	8-6	.571	---	---
1982-83	15	10-5	.667	0-4	10-1
1983-84	15	8-7	.533	0-5	8-2
1984-85	12	5-7	.417	0-4	5-3
1985-86	13	6-7	.462	0-4	6-3
1986-87	12	7-5	.583	2-3	5-2
1987-88	13	8-5	.615	0-5	8-0
1988-89	11	8-3	.727	3-2	5-1
1989-90	13	5-8	.385	0-5	5-3
1990-91	13	5-8	.385	0-4	5-4
1991-92	13	10-3	.769	3-3	7-0
1992-93	11	8-3	.727	3-2	5-1
1993-94	14	7-7	.500	1-5	6-2
1994-95	10	6-4	.600	1-4	5-0
1995-96	12	9-3	.750	4-2	5-1
1996-97	12	6-6	.500	0-6	6-0
1997-98	13	9-4	.692	3-3	6-1
1998-99	13	11-2	.846	6-2	5-0
1999-00	15	13-2	.867	5-2	8-0
2000-01	15	9-6	.600	2-5	7-1
2001-02	13	11-2	.846	5-2	6-0
2002-03	13	12-1	.923	6-1	6-0
2003-04	11	8-3	.727	5-1	3-2
2004-05	17	13-4	.765	4-3	9-1
2005-06	14	4-10	.286	0-7	4-3
2006-07	17	9-8	.529	2-5	7-3
2007-08	16	11-5	.688	3-4	8-1
2008-09	16	12-4	.750	4-3	8-1
2009-10	16	12-4	.750	4-4	8-0
2010-11	14	6-8	.429	1-7	5-1
2011-12	16	10-6	.625	2-6	8-0
2012-13	17	12-5	.706	4-4	8-1
2013-14	21	16-5	.762	4-4	12-1
2014-15	18	17-1	.944	7-1	10-0
2015-16	18	16-2	.889	6-2	10-0
2016-17	13	12-1	.923	7-1	5-0
2017-18	8	8-0	1.000	0-0	8-0

ALL-TIME RECORD (43 YEARS): 390-195 (.667)

ATTENDANCE LAST 15 YEARS

2017-18	45,797	2008-09	20,590
2016-17	86,328	2007-08	16,065
2015-16	92,914	2006-07	12,364
2014-15	67,598	2005-06	9,058
2013-14	48,733	2004-05	18,392
2012-13	22,384	2003-04	12,988
2011-12	23,073	2002-03	26,290
2010-11	15,645	2001-02	22,482
2009-10	26,206	2000-01	20,948

MISSISSIPPI STATE AVERAGE HOME ATTENDANCE
THE LAST 10 SEASONS

BULLDOGS AT HUMPHREY COLISEUM

- Mississippi State is in its 43rd season at Humphrey Coliseum. The Bulldogs are 390-195 all-time in the Hump.
- The Bulldogs are 53-4 in the Hump since 2014-15, including 20-4 in SEC play.
- MSU has had the nation's 3rd-largest average attendance increase in 2016-17 after being fourth the previous two seasons.
- The Bulldogs have claimed the Top 10 crowds and 17 of the Top 20 during Vic Schaefer's tenure.
- MSU recorded its second crowd over 10K with 10,500 against Tennessee.

MSU'S RECORD AT HOME UNDER SCHAEFER

YEAR	OVERALL	Pct.	SEC	Pct.	NON-CONF.	Pct.
2012-13	12-5	.706	4-4	.500	8-1	.889
2013-14	16-5	.762	4-4	.500	12-1	.923
2014-15	17-1	.944	7-1	.875	10-0	1.000
2015-16	16-2	.889	6-2	.750	10-0	1.000
2016-17	12-1	.923	7-1	.875	5-0	1.000
2017-18	8-0	1.000	0-0	.000	8-0	1.000
TOTALS	81-14	.853	28-12	.700	53-2	.964



TOP 20 WOMEN'S CROWDS

	Att.	date	opp.	score					
1	10,626	1/24/16	South Carolina	L, 51-57	11	6,463	11/13/15	Samford	W, 68-47
2	10,500	2/26/17	Tennessee	L, 64-82	12	6,352	12/28/16	Northwestern St.	W, 106-30
3	8,840	1/16/17	Ole Miss	W, 73-62	13	6,224	2/28/16	Alabama	W, 61-52
4	8,535	12/28/17	Miss. Valley St.	W, 112-36	14	6,055	2/9/03	LSU	L, 72-77
5	7,780	1/29/17	Texas A&M	W, 71-61	15	6,035	3/19/17	DePaul (NCAA)	W, 92-71
6	7,764	11/20/16	Texas	W, 79-68	16	5,863	2/17/00	Tennessee	L, 75-79
7	7,326	3/1/15	Ole Miss	W, 55-47	17	5,849	1/1/17	LSU	W, 74-48
8	7,128	1/18/16	Ole Miss	W, 79-51	18	5,792	2/5/17	Missouri	W, 70-53
9	7,094	3/20/16	Michigan St. (NCAA)	W, 74-72	19	5,787	1/10/10	Tennessee	L, 48-75
10	6,811	11/10/17	Virginia	W, 68-53	20	5,786	12/20/16	Alabama State	W, 90-47

HUMPHREY COLISEUM INDIVIDUAL RECORDS

- Most Points**
47 - Tan White vs. Vanderbilt [20T] (2/3/05)
- Most Rebounds**
26 - Sophie Ratliff vs. Shorter (2/15/88)
- Most FG Made**
20 - LaToya Thomas vs. Tulsa (11/17/02)
- Most 3FG Made**
8 - Meadow Overstreet vs. Miss. Valley St. (12/20/99)
- Most FT Made**
18 - Jennifer Fambrough vs. Northwestern St. (12/19/88)
- Most Assists**
13 - Katia May, vs. Tennessee Tech (11/21/13)
- Most Steals**
13 - Katia May, vs. Tennessee Tech (11/21/13)
- Most Blocked Shots**
10 - Martha Alwal vs. Jacksonville State (11/11/11)

HUMPHREY COLISEUM TEAM RECORDS

- Most Points**
117 - vs. Judson (2/24/86)
- Most Rebounds**
78 - vs. Judson (2/24/86)
- Most FG Made**
53 - vs. Judson (2/24/86)
- Most 3FG Made**
13 - 2x, last vs. Southern Miss (11/19/17)
- Most FT Made**
36 - vs. SE Louisiana (12/20/13)
- Most Assists**
30 - vs. Mississippi Valley (11/24/15)
- Most Steals**
32 - vs. Nicholls (12/7/08)
- Most Blocked Shots**
14 - vs. Jacksonville State (11/11/11)



IGGY ALLEN

Guard | 5-10 | Sophomore
Pompano Beach, Fla. | Dillard HS

12

CAREER HIGHS

Points 14, vs. San Jose State (11-26-16)
Rebounds 6, vs. Villanova (11-11-16)
FG Made 7, vs. San Jose State (11-26-16)
FG Attempts 9, vs. San Jose State (11-26-16)
3PT FG Made —
3PT FG Attempts 1, at Hawaii (11-27-16)
FT Made 3, vs. Northwestern State (12-28-16)
FT Attempts 4, vs. Northwestern State (12-28-16)
Assists 3, vs. Northwestern State (12-28-16)
Blocks —
Steals 3, vs. Northwestern State (12-28-16)

SEC HIGHS

Points 2, vs. Vanderbilt (2-9-17)
Rebounds 1, vs. Vanderbilt (2-9-17)
FG Made 1, vs. Vanderbilt (2-9-17)
FG Attempts 2, vs. Vanderbilt (2-9-17)
3PT FG Made —
3PT FG Attempts —
FT Made 1, vs. LSU (1-1-17)
FT Attempts 2, vs. LSU (1-1-17)
Assists —
Blocks —
Steals 1, vs. LSU (1-1-17)

ALLEN'S 2017-18 GAME-BY-GAME (* — INDICATES GAME STARTED)

Opponent	Min.	FG-A	3PT-A	FT-A	O-D-T	PF	Ast.	TO	Blk.	Stl.	Pts.
Virginia			—	DID NOT PLAY	—						
Georgia State			—	DID NOT PLAY	—						
Southern Miss			—	DID NOT PLAY	—						
vs. Arizona State			—	DID NOT PLAY	—						
vs. Columbia			—	DID NOT PLAY	—						
vs. Green Bay			—	DID NOT PLAY	—						
vs. Louisiana			—	DID NOT PLAY	—						
Oklahoma State			—	DID NOT PLAY	—						
Little Rock			—	DID NOT PLAY	—						
Oregon			—	DID NOT PLAY	—						
Maine			—	DID NOT PLAY	—						
at UNLV			—	DID NOT PLAY	—						
vs. Syracuse			—	DID NOT PLAY	—						
Miss. Valley St.			—	DID NOT PLAY	—						
at Georgia			—	DID NOT PLAY	—						
Arkansas											
at LSU											
Ole Miss											
Alabama											
at Tennessee											
Florida											
at Ole Miss											
at Missouri											
South Carolina											
at Florida											
Kentucky											
at Vanderbilt											
Texas A&M											
Auburn											
at Kentucky											

ALLEN'S BULLDOG BITES

- Suffered a season-ending injury in preseason practice
- Averaged 2.7 points in 20 games last season

IGGY ALLEN'S CAREER STATISTICS

ALL GAMES

Year	GP	GS	Min	Avg	Total			3-Point			F-Throw			Rebounds				PF	FO	Ast	TO	Blk	Stl	Pts	Avg
					FG	FGA	Pct	FG	FGA	Pct	FT	FTA	Pct	Off	Def	Tot	Avg								
2016-17	20	0	111	5.6	22	46	.478	0	1	.000	9	14	.643	8	9	17	0.9	13	0	9	16	0	8	53	2.7
TOTAL	20	0	111	5.6	22	46	.478	0	1	.000	9	14	.643	8	9	17	0.9	13	0	9	16	0	8	53	2.7

SEC GAMES

Year	GP	GS	Min	Avg	Total			3-Point			F-Throw			Rebounds				PF	FO	Ast	TO	Blk	Stl	Pts	Avg
					FG	FGA	Pct	FG	FGA	Pct	FT	FTA	Pct	Off	Def	Tot	Avg								
2016-17	3	0	9	3.0	1	2	.500	0	0	.000	1	2	.500	1	0	1	0.3	1	0	0	1	0	1	3	1.0
TOTAL	3	0	9	3.0	1	2	.500	0	0	.000	1	2	.500	1	0	1	0.3	1	0	0	1	0	1	3	1.0



CHLOE BIBBY

Forward | 6-1 | Freshman

Warracknabeal, Australia | Rowville Secondary College

55

CAREER HIGHS

Points	13, 2x, last vs. Louisiana (11-29-17)
Rebounds	7, vs. Louisiana (11-29-17)
FG Made.....	5, 2x, last vs. Louisiana (11-29-17)
FG Attempts	10, vs. Louisiana (11-29-17)
3PT FG Made	2, 2x, last vs. Southern Miss (11-19-17)
3PT FG Attempts	3, 4x, last vs. Little Rock (12-10-17)
FT Made	4, vs. Little Rock (12-10-17)
FT Attempts.....	4, vs. Little Rock (12-10-17)
Assists.....	3, vs. Georgia State (11-16-17)
Blocks	1, vs. Oklahoma State (12-3-17)
Steals	2, 2x, last vs. Little Rock (12-10-17)

SEC HIGHS

Points	5, at Georgia (12-31-17)
Rebounds	1, at Georgia (12-31-17)
FG Made.....	2, at Georgia (12-31-17)
FG Attempts	3, at Georgia (12-31-17)
3PT FG Made	1, at Georgia (12-31-17)
3PT FG Attempts	1, at Georgia (12-31-17)
FT Made	—
FT Attempts.....	—
Assists.....	—
Blocks	—
Steals	—

BIBBY'S 2017-18 GAME-BY-GAME (* — INDICATES GAME STARTED)

Opponent	Min.	FG-A	3PT-A	FT-A	O-D-T	PF	Asst.	TO	Blk.	Stl.	Pts.
Virginia	29	5-8	2-3	1-1	2-1-3	1	0	0	0	0	13
Georgia State	18	3-7	0-2	0-0	3-2-5	3	3	1	0	0	6
Southern Miss	20	4-7	2-3	0-0	0-5-5	0	0	1	0	2	10
vs. Arizona State	24	0-7	0-1	0-0	0-1-1	1	0	4	1	1	0
vs. Columbia	17	2-6	0-1	2-3	0-2-2	1	1	0	0	0	6
vs. Green Bay	7	0-3	0-1	0-0	0-0-0	2	0	0	0	0	0
vs. Louisiana	23	5-10	1-3	2-3	3-4-7	0	0	2	0	0	13
Oklahoma State	7	0-0	0-0	0-0	0-1-1	1	0	0	1	0	0
Little Rock	16	2-5	1-3	4-4	2-4-6	1	0	0	0	2	9
Oregon	20	0-5	0-1	0-0	0-1-1	0	1	1	0	1	0
Maine	15	2-3	0-0	2-2	0-1-1	2	0	0	0	0	6
at UNLV	13	2-5	0-1	2-2	0-1-1	2	1	1	0	0	6
vs. Syracuse	3	0-0	0-0	0-0	0-0-0	0	0	0	0	0	0
Miss. Valley St.	— DID NOT PLAY —										
at Georgia	8	2-3	1-1	0-0	0-1-1	0	0	0	0	0	5
Arkansas											
at LSU											
Ole Miss											
Alabama											
at Tennessee											
Florida											
at Ole Miss											
at Missouri											
South Carolina											
at Florida											
Kentucky											
at Vanderbilt											
Texas A&M											
Auburn											
at Kentucky											

BIBBY'S BULLDOG BITES

- Connected on 5 of 8 shots, including 2 3-pointers, for 13 points in her MSU debut against Virginia
- Had 6 points, 5 rebounds, 3 assists vs. Georgia State
- Tallied 10 points, 5 rebounds and 2 steals against Southern Miss
- Added 6 points in MSU's Cancun Challenge win against Columbia
- Notched 13 points and grabbed 7 rebounds against Louisiana
- Collected 9 points and 6 rebounds against Little Rock
- Added 6 points in State's wins against Maine and UNLV
- Scored 5 points in her SEC debut, a road win at Georgia

CHLOE BIBBY'S CAREER STATISTICS

ALL GAMES

Year	GP	GS	Min	Avg	Total			3-Point			F-Throw			Rebounds				PF	FO	Ast	TO	Blk	Stl	Pts	Avg
					FG	FGA	Pct	FG	FGA	Pct	FT	FTA	Pct	Off	Def	Tot	Avg								
2017-18	14	0	220	15.7	27	69	.391	7	20	.350	13	15	.867	10	24	34	2.4	14	0	6	10	2	6	74	5.3
TOTAL	14	0	220	15.7	27	69	.391	7	20	.350	13	15	.867	10	24	34	2.4	14	0	6	10	2	6	74	5.3

SEC GAMES

Year	GP	GS	Min	Avg	Total			3-Point			F-Throw			Rebounds				PF	FO	Ast	TO	Blk	Stl	Pts	Avg
					FG	FGA	Pct	FG	FGA	Pct	FT	FTA	Pct	Off	Def	Tot	Avg								
2017-18	1	0	8	8.0	2	3	.667	1	1	1.000	0	0	.000	0	1	1	1.0	0	0	0	0	0	0	5	5.0
TOTAL	1	0	8	8.0	2	3	.667	1	1	1.000	0	0	.000	0	1	1	1.0	0	0	0	0	0	0	5	5.0



ZION CAMPBELL

Center | 6-3 | Redshirt Sophomore

Washington, D.C. | Riverdale Baptist School

25

CAREER HIGHS

Points	13, vs. Georgia State (11-16-17)
Rebounds	11, vs. Georgia State (11-16-17)
FG Made.....	6, vs. Georgia State (11-16-17)
FG Attempts	6, vs. Georgia State (11-16-17)
3PT FG Made	—
3PT FG Attempts	—
FT Made	3, vs. Arizona State (11-23-17)
FT Attempts.....	4, vs. Arizona State (11-23-17)
Assists.....	1, 8x, last vs. Syracuse (12-21-17)
Blocks	2, vs. Oklahoma State (12-3-17)
Steals	2, vs. Little Rock (12-10-17)

SEC HIGHS

Points	3, at Georgia (12-31-17)
Rebounds	2, at Tennessee (1-8-17)
FG Made.....	1, 3x, last at Georgia (12-31-17)
FG Attempts	1, 4x, last at Georgia (12-31-17)
3PT FG Made	—
3PT FG Attempts	—
FT Made	1, at Georgia (12-31-17)
FT Attempts.....	2, 2x, last at Georgia (12-31-17)
Assists.....	1, at Tennessee (1-8-17)
Blocks	—
Steals	—

CAMPBELL'S 2017-18 GAME-BY-GAME (* — INDICATES GAME STARTED)

Opponent	Min.	FG-A	3PT-A	FT-A	O-D-T	PF	Ast.	TO	Blk.	Stl.	Pts.
Virginia											
Georgia State	25	6-6	0-0	1-2	2-9-11	2	0	1	1	0	13
Southern Miss	12	1-3	0-0	0-0	3-2-5	1	1	0	0	1	2
vs. Arizona State	20	1-2	0-0	3-4	3-3-6	2	0	1	1	0	5
vs. Columbia	16	1-2	0-0	1-2	2-4-6	3	0	2	1	0	3
vs. Green Bay	7	0-0	0-0	0-0	0-0-0	1	0	1	0	0	0
vs. Louisiana	14	1-2	0-0	0-0	1-4-5	1	0	1	0	0	2
Oklahoma State	9	0-0	0-0	0-0	0-4-4	2	1	1	2	0	0
Little Rock	21	3-4	0-0	0-0	3-2-5	2	1	1	0	2	6
Oregon	5	0-0	0-0	0-0	0-1-1	0	0	0	0	0	0
Maine	14	3-5	0-0	1-2	1-3-4	0	1	1	0	1	7
at UNLV	14	0-1	0-0	0-0	0-3-3	1	0	0	1	0	0
vs. Syracuse	16	1-2	0-0	1-2	2-5-7	3	1	2	0	1	3
Miss. Valley St.	13	4-5	0-0	0-0	1-2-3	1	0	1	1	0	8
at Georgia	6	1-1	0-0	1-2	0-1-1	1	0	0	0	0	3
Arkansas											
at LSU											
Ole Miss											
Alabama											
at Tennessee											
Florida											
at Ole Miss											
at Missouri											
South Carolina											
at Florida											
Kentucky											
at Vanderbilt											
Texas A&M											
Auburn											
at Kentucky											

CAMPBELL'S BULLDOG BITES

- Tabbed to the SEC Academic Honor Roll each of her first two seasons on campus
- Registered her first-career double-double with 13 points and a game-high 11 rebounds against Georgia State
- Scored 5 points and grabbed 6 rebounds against No. 24 Arizona State
- Collected 6 rebounds and had a block against Columbia
- Blocked a career-best 2 shots against Oklahoma State
- Tallied a career-high 2 steals in a 6-point effort against Little Rock
- Put in 7 points and grabbed 4 rebounds against Maine
- Pulled in 7 rebounds against No. 22 Syracuse
- Scored 8 points against Mississippi Valley State

ZION CAMPBELL'S CAREER STATISTICS

ALL GAMES

Year	GP	GS	Min	Avg	Total			3-Point			F-Throw			Rebounds				PF	FO	Ast	TO	Blk	Stl	Pts	Avg
					FG	FGA	Pct	FG	FGA	Pct	FT	FTA	Pct	Off	Def	Tot	Avg								
2016-17	16	0	43	2.7	5	7	.714	0	0	.000	0	2	.000	4	9	13	0.8	5	0	3	1	0	1	10	0.6
2017-18	14	0	192	13.7	22	33	.667	0	0	.000	8	14	.571	18	43	61	4.4	20	0	5	12	7	5	52	3.7
TOTAL	30	0	235	7.8	27	40	.675	0	0	.000	8	16	.500	22	52	74	2.5	25	0	8	13	7	6	62	2.1

SEC GAMES

Year	GP	GS	Min	Avg	Total			3-Point			F-Throw			Rebounds				PF	FO	Ast	TO	Blk	Stl	Pts	Avg
					FG	FGA	Pct	FG	FGA	Pct	FT	FTA	Pct	Off	Def	Tot	Avg								
2016-17	7	0	20	2.9	2	3	.667	0	0	.000	0	2	.000	1	4	5	0.7	1	0	1	1	0	0	4	0.6
2017-18	1	0	6	6.0	1	1	1.000	0	0	.000	1	2	.500	0	1	1	1.0	1	0	0	0	0	0	3	3.0
TOTAL	8	0	26	3.3	3	4	.750	0	0	.000	1	4	.250	-	-	6	0.8	2	0	1	1	0	0	7	0.9



JORDAN DANBERRY

Guard | 5-8 | Junior

Conway, Ark. | Conway HS/Arkansas

24

CAREER HIGHS

Points	7, vs. Maine (12-17-17)
Rebounds	4, 2x, last vs. MVSU (12-28-17)
FG Made	2, vs. Maine (12-17-17)
FG Attempts	7, at UNLV (12-20-17)
3PT FG Made	1, vs. MVSU (12-28-17)
3PT FG Attempts	1, vs. MVSU (12-28-17)
FT Made	3, vs. Maine (12-17-17)
FT Attempts	4, vs. Maine (12-17-17)
Assists	7, vs. Maine (12-17-17)
Blocks	1, vs. Maine (12-17-17)
Steals	2, at UNLV (12-20-17)

SEC HIGHS

Points	—
Rebounds	—
FG Made	—
FG Attempts	—
3PT FG Made	—
3PT FG Attempts	—
FT Made	—
FT Attempts	—
Assists	—
Blocks	—
Steals	—

DANBERRY'S 2017-18 GAME-BY-GAME (* — INDICATES GAME STARTED)

Opponent	Min.	FG-A	3PT-A	FT-A	O-D-T	PF	Ast.	TO	Blk.	Stl.	Pts.
Virginia											— DID NOT PLAY —
Georgia State											— DID NOT PLAY —
Southern Miss											— DID NOT PLAY —
vs. Arizona State											— DID NOT PLAY —
vs. Columbia											— DID NOT PLAY —
vs. Green Bay											— DID NOT PLAY —
vs. Louisiana											— DID NOT PLAY —
Oklahoma State											— DID NOT PLAY —
Little Rock	13	1-4	0-0	0-2	1-0-1	2	0	1	0	1	2
Oregon	6	0-2	0-1	0-0	0-0-0	0	0	0	0	0	0
Maine	15	2-6	0-0	3-4	1-3-4	3	3	3	1	1	7
at UNLV	13	2-7	0-0	0-0	2-1-3	4	2	1	0	2	4
vs. Syracuse	5	0-1	0-0	0-0	0-0-0	0	1	0	0	0	0
Miss. Valley St.	15	1-4	1-1	2-2	1-3-4	1	7	1	0	0	5
at Georgia	9	0-0	0-0	0-0	0-0-0	0	0	1	0	0	0
Arkansas											
at LSU											
Ole Miss											
Alabama											
at Tennessee											
Florida											
at Ole Miss											
at Missouri											
South Carolina											
at Florida											
Kentucky											
at Vanderbilt											
Texas A&M											
Auburn											
at Kentucky											

DANBERRY'S BULLDOG BITES

- Made her MSU debut against Little Rock
- Played in 36 games at Arkansas
- Added 7 points to go with 4 rebounds against Maine
- Dished 7 assists against Mississippi Valley State

JORDAN DANBERRY'S CAREER STATISTICS

ALL GAMES (MSU & ARKANSAS)

Year	GP	GS	Min	Avg	Total			3-Point			F-Throw			Rebounds				PF	FO	Ast	TO	Blk	Stl	Pts	Avg
					FG	FGA	Pct	FG	FGA	Pct	FT	FTA	Pct	Off	Def	Tot	Avg								
2015-16*	30	13	575	19.2	77	233	.330	3	28	.107	44	71	.620	30	48	78	2.6	72	2	70	83	5	27	201	6.7
2016-17*	6	0	72	12.0	8	19	.421	2	3	.667	10	13	.769	10	13	23	3.8	10	0	4	12	0	2	28	4.7
2017-18	7	0	76	10.9	6	24	.250	1	2	.500	5	8	.625	5	7	12	1.7	10	0	13	7	1	4	18	2.6
MSU TOTAL	7	0	76	10.9	6	24	.250	1	2	.500	5	8	.625	5	7	12	1.7	10	0	13	7	1	4	18	2.6
All*	43	13	723	16.8	91	276	.330	6	33	.182	59	92	.641	45	68	113	2.6	92	2	87	102	6	33	247	5.7

* Statistics from Arkansas

SEC GAMES (MSU ONLY)

Year	GP	GS	Min	Avg	Total			3-Point			F-Throw			Rebounds				PF	FO	Ast	TO	Blk	Stl	Pts	Avg
					FG	FGA	Pct	FG	FGA	Pct	FT	FTA	Pct	Off	Def	Tot	Avg								
2017-18	1	0	9	9.0	0	0	.000	0	0	.000	0	0	.000	0	0	0	0.0	0	0	0	1	0	0	0	0.0
TOTAL	1	0	9	9.0	0	0	.000	0	0	.000	0	0	.000	0	0	0	0.0	0	0	0	1	0	0	0	0.0



JONIKA GARVIN

Forward | 6-0 | Junior

Lake Worth, Fla. | Lake Worth HS/Palm Beach State CC

21

CAREER HIGHS

Points	4, 2x, last vs. MVSU (12-28-17)
Rebounds	5, vs. Louisiana (11-29-17)
FG Made	2, 2x, last vs. MVSU (12-28-17)
FG Attempts	4, 2x, last vs. Louisiana (11-29-17)
3PT FG Made	—
3PT FG Attempts	1, 2x, last vs. Louisiana (11-29-17)
FT Made	1, 3x, last vs. Maine (12-17-17)
FT Attempts	4, vs. Louisiana (11-29-17)
Assists	1, vs. Georgia State (11-16-17)
Blocks	1, vs. Little Rock (12-10-17)
Steals	1, vs. Maine (12-17-17)

SEC Highs

Points	—
Rebounds	—
FG Made	—
FG Attempts	—
3PT FG Made	—
3PT FG Attempts	—
FT Made	—
FT Attempts	—
Assists	—
Blocks	—
Steals	—

GARVIN'S 2017-18 GAME-BY-GAME (* — INDICATES GAME STARTED)

Opponent	Min.	FG-A	3PT-A	FT-A	O-D-T	PF	Ast.	TO	Blk.	Stl.	Pts.
Virginia	1	0-0	0-0	0-0	0-0-0	0	0	0	0	0	0
Georgia State	9	0-0	0-0	1-2	1-2-3	1	1	2	0	0	1
Southern Miss	4	0-1	0-0	0-0	0-1-1	0	0	0	0	0	0
vs. Arizona State	— DID NOT PLAY —										
vs. Columbia	4	2-4	0-1	0-0	0-1-1	3	0	1	0	0	4
vs. Green Bay	2	0-1	0-0	0-0	0-0-0	1	0	0	0	0	0
vs. Louisiana	8	0-4	0-1	1-4	2-3-5	1	0	1	0	0	1
Oklahoma State	1	0-0	0-0	0-0	0-0-0	1	0	0	0	0	0
Little Rock	3	0-1	0-0	0-0	0-0-0	1	0	0	1	0	0
Oregon	— DID NOT PLAY —										
Maine	4	1-1	0-0	1-2	1-2-3	1	0	1	0	1	3
at UNLV	4	0-3	0-0	0-0	0-0-0	0	0	0	0	0	0
vs. Syracuse	— DID NOT PLAY —										
Miss. Valley St.	8	2-3	0-0	0-1	1-3-4	0	0	0	0	0	4
at Georgia	— DID NOT PLAY —										
Arkansas											
at LSU											
Ole Miss											
Alabama											
at Tennessee											
Florida											
at Ole Miss											
at Missouri											
South Carolina											
at Florida											
Kentucky											
at Vanderbilt											
Texas A&M											
Auburn											
at Kentucky											

GARVIN'S BULLDOG BITES

- Scored her first point as a Bulldog against Georgia State and added 3 rebounds
- Scored a season-high 4 points in MSU's win against Columbia
- Pulled down a season-best 5 rebounds against Louisiana
- Matched her season high with 4 points against Mississippi Valley State

JONIKA GARVIN'S CAREER STATISTICS

ALL GAMES (MSU & AUBURN)

Year	GP	GS	Min	Avg	Total			3-Point			F-Throw			Rebounds				PF	FO	Ast	TO	Blk	Stl	Pts	Avg
					FG	FGA	Pct	FG	FGA	Pct	FT	FTA	Pct	Off	Def	Tot	Avg								
2015-16*	20	0	199	10.0	17	67	.254	3	20	.150	1	5	.200	6	25	31	1.6	18	0	8	15	8	7	38	1.9
2017-18	11	0	48	4.4	5	18	.278	0	2	.000	3	9	.333	5	12	17	1.5	9	0	1	5	1	1	13	1.2
MSU TOTAL	11	0	48	4.4	5	18	.278	0	2	.000	3	9	.333	5	12	17	1.5	9	0	1	5	1	1	13	1.2
All*	31	0	247	8.0	22	85	.259	3	22	.136	4	14	.286	11	37	48	1.5	27	0	9	20	9	8	51	1.6

* Statistics from Auburn

SEC GAMES (MSU ONLY)

Year	GP	GS	Min	Avg	Total			3-Point			F-Throw			Rebounds				PF	FO	Ast	TO	Blk	Stl	Pts	Avg
					FG	FGA	Pct	FG	FGA	Pct	FT	FTA	Pct	Off	Def	Tot	Avg								
2017-18	1	0	9	9.0	0	0	.000	0	0	.000	0	0	.000	0	0	0	0.0	0	0	0	1	0	0	0	0.0
TOTAL	1	0	9	9.0	0	0	.000	0	0	.000	0	0	.000	0	0	0	0.0	0	0	0	1	0	0	0	0.0



JAZZMUN HOLMES

Guard | 5-8 | Junior

Gulfport, Miss. | Harrison Central HS

10

CAREER HIGHS

Points	14, vs. DePaul (3-19-17)
Rebounds	6, vs. Grambling (11-21-15)
FG Made	4, 2x, last vs. Villanova (11-11-16)
FG Attempts	8, 3x, last vs. Villanova (11-11-16)
3PT FG Made	1, 7x, vs. Southern Miss (11-19-17)
3PT FG Attempts	3, 3x, last vs. Florida (1-12-17)
FT Made	8, vs. DePaul (3-19-17)
FT Attempts	10, vs. DePaul (3-19-17)
Assists	8, 7x, last vs. Louisiana (11-29-17)
Blocks	2, 2x, last vs. Louisiana (11-29-17)
Steals	5, vs. Samford (11-13-15)

SEC HIGHS

Points	8, vs. Arkansas (1-10-16)
Rebounds	3, 2x, last vs. Georgia (2-16-17)
FG Made	3, at Ole Miss (2-12-17)
FG Attempts	6, at Ole Miss (2-12-17)
3PT FG Made	1, 2x, last vs. Florida (1-12-17)
3PT FG Attempts	3, vs. Florida (1-12-17)
FT Made	5, vs. Arkansas (1-10-16)
FT Attempts	6, 2x, last vs. Florida (1-12-17)
Assists	6, 2x, last vs. LSU (1-1-17)
Blocks	1, 2x, last vs. Ole Miss (1-16-17)
Steals	3, at Ole Miss (2-12-17)

HOLMES' 2017-18 GAME-BY-GAME (* — INDICATES GAME STARTED)

Opponent	Min.	FG-A	3PT-A	FT-A	O-D-T	PF	Ast.	TO	Blk.	Stl.	Pts.
Virginia	11	0-1	0-0	2-2	0-0-0	2	1	2	2	3	2
Georgia State	19	3-4	0-0	2-6	3-0-3	1	5	1	0	3	8
Southern Miss	21	2-6	1-1	3-4	2-1-3	0	7	1	0	2	8
vs. Arizona State	16	1-5	0-0	1-2	0-1-1	1	3	2	0	2	3
vs. Columbia	24	2-5	0-0	0-0	0-4-4	1	8	1	1	1	4
vs. Green Bay	15	2-5	0-1	0-0	1-2-3	1	0	1	0	1	4
vs. Louisiana	25	2-4	0-0	6-6	0-2-2	2	8	1	2	1	10
Oklahoma State	16	2-5	0-0	0-0	0-1-1	4	1	0	1	1	4
Little Rock	12	2-5	0-0	1-1	0-0-0	0	1	2	0	0	5
Oregon	7	1-2	0-0	0-0	0-1-1	0	1	1	0	0	2
Maine	22	3-3	0-0	3-4	0-1-1	1	3	1	0	3	9
at UNLV	19	1-1	0-0	3-4	1-2-3	0	4	1	0	2	5
vs. Syracuse	20	3-4	0-0	3-3	0-1-1	2	4	1	0	0	9
Miss. Valley St.	15	2-2	0-0	1-1	0-1-1	3	1	1	0	1	5
at Georgia	12	0-0	0-0	0-0	0-1-1	0	2	1	0	1	0
Arkansas											
at LSU											
Ole Miss											
Alabama											
at Tennessee											
Florida											
at Ole Miss											
at Missouri											
South Carolina											
at Florida											
Kentucky											
at Vanderbilt											
Texas A&M											
Auburn											
at Kentucky											

HOLMES' BULLDOG BITES

- Registered 3 steals and a career-best 2 blocks against Virginia
- Dished 5 assists and tied for the game high with 3 steals to go with 8 points against Georgia State
- Added 8 points to go with 7 assists and 2 steals against Southern Miss
- Had 3 assists and 2 steals in a win against No. 24 Arizona State
- Tied a career high with 8 assists in a win against Columbia
- Tallied 4 points in MSU's Cancun Challenge win against Green Bay
- Scored a season-best 10 points, including 6-for-6 at the free-throw line, and tied a career high with 8 assists against Louisiana
- Had 9 points, 3 assists, 3 steals against Maine
- Collected 4 assists and a pair of steals to go with 5 points at UNLV
- Contributed 9 points and a team-high 4 assists in MSU's win against Syracuse

JAZZMUN HOLMES' CAREER STATISTICS

ALL GAMES

Year	GP	GS	Min	Avg	Total			3-Point			F-Throw			Rebounds				PF	FO	Ast	TO	Blk	Stl	Pts	Avg
					FG	FGA	Pct	FG	FGA	Pct	FT	FTA	Pct	Off	Def	Tot	Avg								
2015-16	33	0	298	9.0	20	70	.286	2	17	.118	20	24	.833	8	25	33	1.0	26	0	71	32	3	21	62	1.9
2016-17	38	0	445	11.7	32	91	.352	4	13	.308	34	47	.723	12	30	42	1.1	43	0	98	43	3	25	102	2.7
2017-18	15	0	254	16.9	26	52	.500	1	2	.500	25	33	.758	7	18	25	1.7	18	0	49	17	6	21	78	5.2
TOTAL	86	0	997	11.6	78	213	.366	7	32	.219	79	104	.760	27	73	100	1.2	87	0	218	92	12	67	242	2.8

SEC GAMES

Year	GP	GS	Min	Avg	Total			3-Point			F-Throw			Rebounds				PF	FO	Ast	TO	Blk	Stl	Pts	Avg
					FG	FGA	Pct	FG	FGA	Pct	FT	FTA	Pct	Off	Def	Tot	Avg								
2015-16	14	0	80	5.7	7	20	.350	1	4	.250	6	8	.750	1	7	8	0.6	7	0	14	16	1	6	21	1.5
2016-17	15	0	157	10.5	9	35	.257	1	6	.167	9	15	.600	5	10	15	1.0	15	0	31	17	1	11	28	1.9
2017-18	1	0	12	12.0	0	0	.000	0	0	.000	0	0	.000	0	1	1	1.0	0	0	2	1	0	1	0	0.0
TOTAL	30	0	249	8.3	16	55	.291	2	10	.200	15	23	.652	-	-	24	0.8	22	0	47	34	2	18	49	1.6

2017 NCAA NATIONAL FINALIST



@HailStateWBK



Facebook.com/HailStateWBK



HailStateWBK



ROSHUNDA JOHNSON

Guard | 5-7 | Redshirt Senior

Little Rock, Ark. | Parkview HS/Oklahoma St.

11

CAREER HIGHS

Points	29, vs. Southern Miss (11-19-17)
Rebounds	7, vs. Louisiana (11-29-17)
FG Made	11, vs. Southern Miss (11-19-17)
FG Attempts	20, vs. Southern Miss (11-19-17)
3PT FG Made	5, 2x, last vs. Southern Miss (11-19-17)
3PT FG Attempts	11, vs. Southern Miss (11-19-17)
FT Made	7, vs. Oklahoma State (12-3-17)
FT Attempts	7, vs. Oklahoma State (12-3-17)
Assists	5, 3x, last vs. MVSU (12-28-17)
Blocks	1, 3x, last at Georgia (12-31-17)
Steals	5, 2x, last at UNLV (12-20-17)

SEC HIGHS

Points	17, vs. Vanderbilt (2-9-17)
Rebounds	3, 4x, last at Georgia (12-31-17)
FG Made	6, at Georgia (12-31-17)
FG Attempts	10, 2x, last at Georgia (12-31-17)
3PT FG Made	5, vs. Vanderbilt (2-9-17)
3PT FG Attempts	8, 2x, last at Georgia (12-31-17)
FT Made	3, vs. Tennessee (2-26-17)
FT Attempts	3, vs. Tennessee (2-26-17)
Assists	4, at Georgia (12-31-17)
Blocks	1, at Georgia (12-31-17)
Steals	2, at Tennessee (1-8-17)

JOHNSON'S 2017-18 GAME-BY-GAME (* — INDICATES GAME STARTED)

Opponent	Min.	FG-A	3PT-A	FT-A	O-D-T	PF	Ast.	TO	Blk.	Stl.	Pts.
*Virginia	28	6-15	4-10	2-3	0-0-0	3	2	3	1	3	18
*Georgia State	16	3-5	3-3	0-0	0-1-1	3	4	1	0	2	9
*Southern Miss	29	11-20	5-11	2-2	3-1-4	1	3	1	0	2	29
*vs. Arizona State	32	7-13	2-3	0-0	0-1-1	2	2	2	0	4	16
*vs. Columbia	25	2-8	1-4	2-2	2-2-4	1	0	2	1	2	7
*vs. Green Bay	31	5-11	4-7	0-0	2-4-6	4	2	2	0	3	14
*vs. Louisiana	22	0-7	0-2	2-2	4-3-7	1	5	1	0	1	2
*Oklahoma State	36	5-12	1-2	7-7	4-1-5	2	0	1	0	2	18
*Little Rock	24	2-6	0-1	0-0	1-1-2	0	1	0	0	5	4
*Oregon	34	3-9	1-3	0-0	0-0-0	1	5	0	0	0	7
*Maine	25	2-9	2-7	0-0	2-4-6	1	4	1	0	0	6
*at UNLV	23	4-9	3-6	1-1	0-2-2	2	0	3	0	5	12
*vs. Syracuse	36	3-13	1-7	0-0	1-1-2	1	1	1	0	1	7
*Miss. Valley St.	30	6-10	1-5	1-1	1-1-2	0	5	0	0	3	14
*at Georgia	30	6-10	4-8	0-2	2-1-3	2	4	1	1	0	16
Arkansas											
at LSU											
Ole Miss											
Alabama											
at Tennessee											
Florida											
at Ole Miss											
at Missouri											
South Carolina											
at Florida											
Kentucky											
at Vanderbilt											
Texas A&M											
Auburn											
at Kentucky											

JOHNSON'S BULLDOG BITES

- 1st in MSU career 3FG% records (42.3%)
- Scored 18 points and had 3 steals against Virginia
- Went 3-for-3 from 3-point range for 9 points and added a career-best 4 assists against Georgia State
- Scored a career-high 29 points, making 11 field goals, including 5 3-pointers against Southern Miss
- Averaged 12.3 points, shooting 43.8% from the field and 50% from 3-point range, and 3.0 steals in the Cancun Challenge
- Poured in 16 points and had a career-high 4 steals against No. 24 Arizona State
- Notched 3 steals to go with 14 points in the Mayan Division championship win against Green Bay
- Scored 18 points, including going 7-of-7 at the line, and had 5 rebounds and 2 steals in a win against her former team, Oklahoma State
- Recorded a career-high 5 steals against Little Rock
- Hit 4 field goals, 3 3-pointers, for 12 points at UNLV
- Added 14 points, 5 assists and 3 steals against Mississippi Valley State
- Tallied 16 points in State's SEC-opening win at Georgia

ROSHUNDA JOHNSON'S CAREER STATISTICS

ALL GAMES (MSU & OKLAHOMA ST.)

Year	GP	GS	Min	Avg	Total			3-Point			F-Throw			Rebounds				PF	FO	Ast	TO	Blk	Stl	Pts	Avg
					FG	FGA	Pct	FG	FGA	Pct	FT	FTA	Pct	Off	Def	Tot	Avg								
2013-14*	32	6	712	22.3	59	176	.335	20	66	.303	38	56	.679	14	73	87	2.7	57	3	48	47	2	37	176	5.5
2014-15*	32	31	1118	34.9	127	360	.353	46	117	.393	62	80	.775	21	102	123	3.8	72	1	121	76	4	76	362	11.3
2016-17	33	9	431	13.1	70	163	.429	42	96	.438	27	30	.900	20	34	54	1.6	38	0	25	28	0	26	209	6.3
2017-18	15	15	421	28.1	65	157	.414	32	79	.405	17	20	.850	22	23	45	3.0	24	0	38	19	3	33	179	11.9
MSU TOTAL	48	24	852	17.8	135	320	.422	74	175	.423	44	50	.880	42	57	99	2.1	62	0	63	47	3	59	388	8.1
All*	112	61	2682	23.9	321	856	.375	140	358	.391	144	186	.774	77	232	309	2.8	191	4	232	170	9	172	926	8.3

*Statistics from Oklahoma State

SEC GAMES

Year	GP	GS	Min	Avg	Total			3-Point			F-Throw			Rebounds				PF	FO	Ast	TO	Blk	Stl	Pts	Avg
					FG	FGA	Pct	FG	FGA	Pct	FT	FTA	Pct	Off	Def	Tot	Avg								
2016-17	11	0	108	9.8	21	45	.467	13	24	.542	8	8	1.000	4	11	15	1.4	14	0	5	7	0	6	63	5.7
2017-18	1	1	30	30.0	6	10	.600	4	8	.500	0	2	.000	2	1	3	3.0	2	0	4	1	1	0	16	16.0
TOTAL	12	1	138	11.5	27	55	.491	17	32	.531	8	10	.800	-	-	18	1.5	16	0	9	8	1	6	79	6.6

2017 NCAA NATIONAL FINALIST



@HailStateWBK



Facebook.com/HailStateWBK



HailStateWBK



TEAIRA McCOWAN

Center | 6-7 | Junior
Brenham, Texas | Brenham HS

15

CAREER HIGHS

Points	41, vs. MVSU (12-28-17)
Rebounds	20, vs. Louisiana (11-29-17)
FG Made	19, vs. MVSU (12-28-17)
FG Attempts	24, vs. MVSU (12-28-17)
3PT FG Made	—
3PT FG Attempts	—
FT Made	7, at UNLV (12-20-17)
FT Attempts	9, vs. Oklahoma State (12-3-17)
Assists	2, 6x, vs. Washington (3-24-17)
Blocks	6, vs. Washington (3-24-17)
Steals	5, vs. Vanderbilt (3-4-16)

SEC HIGHS

Points	26, at Georgia (12-31-17)
Rebounds	18, at Ole Miss (2-12-17)
FG Made	12, 2x, last at Georgia (12-31-17)
FG Attempts	15, at Georgia (12-31-17)
3PT FG Made	—
3PT FG Attempts	—
FT Made	4, 2x, last vs. Ole Miss (1-16-17)
FT Attempts	6, 2x, last at Georgia (12-31-17)
Assists	2, 2x, last at Texas A&M (2-19-17)
Blocks	5, at Georgia (1-21-16)
Steals	2, 2x, last vs. Tennessee (2-26-17)

McCOWAN'S 2017-18 GAME-BY-GAME (* — INDICATES GAME STARTED)

Opponent	Min.	FG-A	3PT-A	FT-A	O-D-T	PF	Ass.	TO	Blk.	Stl.	Pts.
*Virginia	30	3-10	0-0	1-2	4-6-10	3	1	4	2	1	7
*Georgia State	15	9-10	0-0	1-4	3-2-5	3	0	1	2	0	19
*Southern Miss	28	6-9	0-0	5-8	7-3-10	2	0	1	3	0	17
*vs. Arizona State	20	7-11	0-0	1-2	7-7-14	3	0	2	1	0	15
*vs. Columbia	24	9-15	0-0	3-8	6-4-10	3	1	0	1	1	21
*vs. Green Bay	33	4-9	0-0	1-4	5-8-13	3	0	1	3	0	9
*vs. Louisiana	26	15-20	0-0	1-5	8-12-20	1	0	3	4	3	31
*Oklahoma State	21	1-4	0-0	5-9	1-10-11	4	1	5	1	1	7
*Little Rock	16	6-8	0-0	1-2	2-9-11	3	1	1	0	0	13
*Oregon	35	15-18	0-0	5-6	12-7-19	3	1	2	5	1	35
*Maine	26	8-14	0-0	2-3	5-6-11	1	0	1	1	3	18
*at UNLV	26	12-20	0-0	7-7	10-5-15	1	0	3	2	0	31
*vs. Syracuse	24	5-9	0-0	4-7	6-7-13	5	0	3	1	0	14
*Miss. Valley St.	27	19-24	0-0	3-4	8-5-13	1	1	0	5	2	41
*at Georgia	34	12-15	0-0	2-6	9-4-13	2	0	2	0	1	26
Arkansas											
at LSU											
Ole Miss											
Alabama											
at Tennessee											
Florida											
at Ole Miss											
at Missouri											
South Carolina											
at Florida											
Kentucky											
at Vanderbilt											
Texas A&M											
Auburn											
at Kentucky											

McCOWAN'S BULLDOG BITES

- Preseason 2nd Team All-SEC by league coaches
- Named to Lisa Leslie Award Watch List for nation's top center
- Tabbed to the Naismith Trophy Top 50 Watch List
- Invited to United States U23 Training Camp in the fall
- Three-time SEC Player of the Week (Nov. 21, Dec. 19, Jan. 2)
- Named to NCAA Starting 5 following wins against Oregon and Maine
- 3rd at MSU in career blocks (134)
- 1st at MSU in career FG% (57.8%)
- Poured in 19 points on 9-of-10 shooting against Georgia State
- Notched her 1st double-double of the year against Southern Miss, tallying 17 points to go with 10 rebounds and 3 blocks
- Named to Cancun Challenge Mayan Division All-Tournament Team (15.0 ppg, 12.3 rpg, 1.7 bpg)
- Registered a double-double with 15 points, 14 rebounds against No. 24 Arizona State... Had 15 points, 13 boards in the 2nd half
- Recorded a 3rd-straight double-double with 21 points, 10 rebounds against Columbia
- Had 31 points, 20 rebounds, 4 blocks and 3 steals against Louisiana, the 1st MSU player ever to have 30 points and 20 boards in a game
- Tallied 35 points, 19 rebounds and 5 blocks in MSU's win against No. 9 Oregon. First major conference player to have at least 35 points, 19 rebounds and 5 blocks in a game since Brittney Griner (Baylor) on Jan. 30, 2013
- Tallied 31 points and 15 rebounds in MSU's win at UNLV
- Added 14 points, 13 rebounds against No. 22 Syracuse
- Scored 41 points, 8th-most in school history, and grabbed 13 rebounds against Mississippi Valley State... Made 19 field goals, 2nd-most by an MSU player
- Paced State with 26 points and 13 rebounds in the SEC opener at Georgia

TEAIRA McCOWAN'S CAREER STATISTICS

ALL GAMES

Year	GP	GS	Min	Avg	Total			3-Point			F-Throw			Rebounds				PF	FO	Ast	TO	Blk	Stl	Pts	Avg
					FG	FGA	Pct	FG	FGA	Pct	FT	FTA	Pct	Off	Def	Tot	Avg								
2015-16	35	1	481	13.7	92	186	.495	0	0	.000	46	69	.667	100	95	195	5.6	93	5	9	49	46	18	230	6.6
2016-17	39	6	769	19.7	141	248	.569	0	0	.000	58	95	.611	107	169	276	7.1	108	2	20	42	57	31	340	8.7
2017-18	15	15	395	26.3	131	196	.668	0	0	.000	42	77	.545	92	96	188	12.5	38	1	6	29	31	13	304	20.3
TOTAL	89	22	1645	18.5	364	630	.578	0	0	.000	146	241	.606	299	360	659	7.4	239	8	35	120	134	62	874	9.8

SEC GAMES

Year	GP	GS	Min	Avg	Total			3-Point			F-Throw			Rebounds				PF	FO	Ast	TO	Blk	Stl	Pts	Avg
					FG	FGA	Pct	FG	FGA	Pct	FT	FTA	Pct	Off	Def	Tot	Avg								
2015-16	16	0	227	14.2	33	71	.465	0	0	.000	16	24	.667	49	39	88	5.5	38	1	5	17	23	4	82	5.1
2016-17	16	0	326	20.4	65	98	.663	0	0	.000	18	30	.600	45	70	115	7.2	50	1	7	16	23	11	148	9.3
2017-18	1	1	34	34.0	12	15	.800	0	0	.000	2	6	.333	9	4	13	13.0	2	0	0	2	0	1	26	26.0
TOTAL	33	1	587	17.8	110	184	.598	0	0	.000	36	60	.600	-	-	216	6.5	90	2	12	35	46	16	256	7.8

2017 NCAA NATIONAL FINALIST



@HailStateWBK



Facebook.com/HailStateWBK



HailStateWBK



BLAIR SCHAEFER

Guard | 5-7 | Senior
Starkville, Miss. | Starkville HS

1

CAREER HIGHS

Points 21, vs. Troy (3-17-17)
Rebounds 7, vs. Southern Miss (11-19-17)
FG Made 6, 3x, last vs. DePaul (3-19-17)
FG Attempts 14, vs. Syracuse (12-21-17)
3PT FG Made 5, vs. Syracuse (12-21-17)
3PT FG Attempts 13, vs. Syracuse (12-21-17)
FT Made 5, vs. Troy (3-17-17)
FT Attempts 6, vs. Troy (3-17-17)
Assists 7, at UNLV (12-20-17)
Blocks 2, vs. ULM (11-25-14)
Steals 4, vs. MVSU (11-24-15)

SEC HIGHS

Points 9, 2x, last at Georgia (12-31-17)
Rebounds 2, 7x, last at Tennessee (1-8-17)
FG Made 3, 2x, last at Georgia (12-31-17)
FG Attempts 13, at Georgia (12-31-17)
3PT FG Made 3, 2x, last at Georgia (12-31-17)
3PT FG Attempts 12, at Georgia (12-31-17)
FT Made 2, 5x, last at Kentucky (2-23-17)
FT Attempts 4, vs. Tennessee (1-28-16)
Assists 4, at Georgia (12-31-17)
Blocks —
Steals 3, at Alabama (1-19-17)

SCHAEFER'S 2017-18 GAME-BY-GAME (* — INDICATES GAME STARTED)

Opponent	Min.	FG-A	3PT-A	FT-A	O-D-T	PF	Ast.	TO	Blk.	Stl.	Pts.
*Virginia	18	0-5	0-4	0-0	1-0-1	2	2	1	0	1	0
*Georgia State	32	4-8	4-8	2-2	0-2-2	3	2	2	0	2	14
*Southern Miss	28	3-9	3-7	1-2	4-3-7	2	4	3	0	0	10
*vs. Arizona State	28	1-1	0-0	0-0	0-1-1	3	2	3	1	0	2
*vs. Columbia	23	5-10	4-6	0-0	1-0-1	2	1	1	0	0	14
*vs. Green Bay	33	4-9	3-8	2-2	0-1-1	0	1	0	0	2	13
*vs. Louisiana	26	5-12	3-9	0-0	1-0-1	2	1	1	0	0	13
*Oklahoma State	39	1-6	1-4	2-2	0-1-1	2	0	0	0	0	5
*Little Rock	27	3-9	2-5	2-2	1-0-1	1	1	1	0	0	10
*Oregon	27	1-4	1-3	0-0	0-2-2	1	1	1	0	0	3
*Maine	31	2-4	2-4	0-0	0-1-1	1	3	4	0	0	6
*at UNLV	28	3-8	3-7	2-2	1-1-2	3	7	0	0	1	11
*vs. Syracuse	36	5-14	5-13	0-0	1-3-4	3	1	0	0	0	15
*Miss. Valley St.	29	2-7	2-7	0-0	2-1-3	4	5	0	0	0	6
*at Georgia	37	3-13	3-12	0-0	0-1-1	2	4	1	0	2	9
Arkansas											
at LSU											
Ole Miss											
Alabama											
at Tennessee											
Florida											
at Ole Miss											
at Missouri											
South Carolina											
at Florida											
Kentucky											
at Vanderbilt											
Texas A&M											
Auburn											
at Kentucky											

SCHAEFER'S BULLDOG BITES

- Named to SEC Community Service Team the last two years
- Three-time SEC Academic Honor Roll
- 9th at MSU in career 3-point field goal percentage (36.0%)
- Chipped in 14 points against Georgia State, making 4 3-pointers
- Knocked down a trio of 3-pointers in a 10-point effort vs. Southern Miss
- Drained 14 points against Columbia
- Hit 4-of-9 field goals, 3-of-8 3FG, for 13 points in State's win against Green Bay
- Dropped in 13 points in State's win in Jackson against Louisiana
- Collected 10 points in MSU's win against Little Rock
- Chipped in 11 points in State's road win at UNLV
- Scored a season-high 15 points against Syracuse
- Knocked down 9 points and took 2 charges at Georgia, her 1st-career SEC start

BLAIR SCHAEFER'S CAREER STATISTICS

ALL GAMES

Year	GP	GS	Min	Avg	Total			3-Point			F-Throw			Rebounds				PF	FO	Ast	TO	Blk	Stl	Pts	Avg
					FG	FGA	Pct	FG	FGA	Pct	FT	FTA	Pct	Off	Def	Tot	Avg								
2014-15	24	0	162	6.8	16	49	.327	11	38	.289	18	19	.947	0	20	20	0.8	24	0	20	15	2	8	61	2.5
2015-16	33	0	318	9.6	30	98	.306	24	71	.338	8	14	.571	10	17	27	0.8	26	0	14	13	0	10	92	2.8
2016-17	39	4	551	14.1	58	163	.356	43	111	.387	33	39	.846	5	36	41	1.1	38	0	20	22	1	14	192	4.9
2017-18	15	15	442	29.5	42	119	.353	36	97	.371	11	12	.917	12	17	29	1.9	31	0	35	18	1	8	131	8.7
TOTAL	111	19	1473	13.3	146	429	.340	114	317	.360	70	84	.833	27	90	117	1.1	119	0	89	68	4	40	476	4.3

SEC GAMES

Year	GP	GS	Min	Avg	Total			3-Point			F-Throw			Rebounds				PF	FO	Ast	TO	Blk	Stl	Pts	Avg
					FG	FGA	Pct	FG	FGA	Pct	FT	FTA	Pct	Off	Def	Tot	Avg								
2014-15	7	0	23	3.3	2	11	.182	2	10	.200	5	6	.833	0	2	2	0.3	2	0	3	0	0	0	11	1.6
2015-16	15	0	88	5.9	8	26	.308	6	19	.316	3	6	.500	5	4	9	0.6	13	0	1	3	0	0	25	1.7
2016-17	16	0	176	11.0	16	52	.308	12	38	.316	4	6	.667	4	8	12	0.8	12	0	7	9	0	4	48	3.0
2017-18	1	1	37	37.0	3	13	.231	3	12	.250	0	0	.000	0	1	1	1.0	2	0	4	1	0	2	9	9.0
TOTAL	39	1	324	8.3	29	102	.284	23	79	.291	12	18	.667	-	-	24	0.6	29	0	15	13	0	6	93	2.4



BRE'AMBER SCOTT

Guard | 5-11 | Freshman
Little Rock, Ark. | Central HS

23

CAREER HIGHS

Points 6, vs. Columbia (11-24-17)
Rebounds 5, vs. Columbia (11-24-17)
FG Made 2, at UNLV (12-20-17)
FG Attempts 5, vs. Louisiana (11-29-17)
3PT FG Made —
3PT FG Attempts 3, vs. Louisiana (11-29-17)
FT Made 4, vs. Columbia (11-24-17)
FT Attempts 6, vs. Columbia (11-24-17)
Assists 2, vs. MVSU (12-28-17)
Blocks 2, vs. Columbia (11-24-17)
Steals 2, 2x, last vs. MVSU (12-28-17)

SEC HIGHS

Points —
Rebounds —
FG Made —
FG Attempts —
3PT FG Made —
3PT FG Attempts —
FT Made —
FT Attempts —
Assists 1, at Georgia (12-31-17)
Blocks —
Steals —

SCOTT'S 2017-18 GAME-BY-GAME (* — INDICATES GAME STARTED)

Opponent	Min.	FG-A	3PT-A	FT-A	O-D-T	PF	Ast.	TO	Blk.	Stl.	Pts.
Virginia	1	0-0	0-0	0-0	0-0-0	0	0	1	0	0	0
Georgia State	11	0-4	0-2	1-2	0-0-0	2	0	4	0	1	1
Southern Miss	7	0-1	0-1	0-2	0-0-0	0	1	0	0	1	0
vs. Arizona State	1	0-0	0-0	0-0	0-0-0	0	0	0	0	0	0
vs. Columbia	16	1-3	0-0	4-6	2-3-5	4	0	1	1	2	6
vs. Green Bay	8	0-1	0-0	0-0	0-1-1	0	0	1	0	0	0
vs. Louisiana	11	1-5	0-3	2-2	0-2-2	0	1	0	0	0	4
Oklahoma State	— DID NOT PLAY —										
Little Rock	8	1-3	0-0	3-5	1-0-1	3	0	0	0	0	5
Oregon	— DID NOT PLAY —										
Maine	6	0-1	0-1	0-0	0-0-0	0	0	1	0	0	0
at UNLV	10	2-4	0-1	1-1	2-1-3	1	0	3	0	1	5
vs. Syracuse	1	0-0	0-0	0-0	0-0-0	0	0	0	0	0	0
Miss. Valley St.	12	1-4	0-0	3-4	0-1-1	0	2	0	0	2	5
at Georgia	2	0-0	0-0	0-0	0-0-0	1	1	0	0	0	0
Arkansas											
at LSU											
Ole Miss											
Alabama											
at Tennessee											
Florida											
at Ole Miss											
at Missouri											
South Carolina											
at Florida											
Kentucky											
at Vanderbilt											
Texas A&M											
Auburn											
at Kentucky											

SCOTT'S BULLDOG BITES

- Played 11 minutes against Georgia State, drawing two charges
- Tallied a season-high 6 points and collected 5 rebounds and 2 steals against Columbia
- Put in 4 points in MSU's win against Louisiana
- Collected 5 points each against her hometown Little Rock, UNLV and Mississippi Valley State

BRE'AMBER SCOTT'S CAREER STATISTICS

ALL GAMES

Year	GP	GS	Min	Avg	Total			3-Point			F-Throw			Rebounds				PF	FO	Ast	TO	Blk	Stl	Pts	Avg
					FG	FGA	Pct	FG	FGA	Pct	FT	FTA	Pct	Off	Def	Tot	Avg								
2017-18	13	0	93	7.2	6	26	.231	0	8	.000	14	22	.636	5	8	13	1.0	11	0	5	11	1	7	26	2.0
TOTAL	13	0	93	7.2	6	26	.231	0	8	.000	14	22	.636	5	8	13	1.0	11	0	5	11	1	7	26	2.0

SEC GAMES

Year	GP	GS	Min	Avg	Total			3-Point			F-Throw			Rebounds				PF	FO	Ast	TO	Blk	Stl	Pts	Avg
					FG	FGA	Pct	FG	FGA	Pct	FT	FTA	Pct	Off	Def	Tot	Avg								
2017-18	1	0	2	2.0	0	0	.000	0	0	.000	0	0	.000	0	0	0	0.0	1	0	1	0	0	0	0	0.0
TOTAL	1	0	2	2.0	0	0	.000	0	0	.000	0	0	.000	0	0	0	0.0	1	0	1	0	0	0	0	0.0



NYAH TATE

Guard | 6-0 | Freshman
Terry, Miss. | Terry HS

20

CAREER HIGHS

Points 5, vs. MVSU (12-28-17)
Rebounds 2, 2x, last at UNLV (12-20-17)
FG Made 2, 2x, last vs. MVSU (12-28-17)
FG Attempts 3, 4x, last vs. MVSU (12-28-17)
3PT FG Made 1, 3x, last at Georgia (12-31-17)
3PT FG Attempts 2, vs. MVSU (12-28-17)
FT Made 2, vs. Georgia State (11-16-17)
FT Attempts 4, vs. Georgia State (11-16-17)
Assists —
Blocks —
Steals —

SEC HIGHS

Points 3, at Georgia (12-31-17)
Rebounds —
FG Made 1, at Georgia (12-31-17)
FG Attempts 1, at Georgia (12-31-17)
3PT FG Made 1, at Georgia (12-31-17)
3PT FG Attempts 1, at Georgia (12-31-17)
FT Made —
FT Attempts —
Assists —
Blocks —
Steals —

TATE'S 2017-18 GAME-BY-GAME (* — INDICATES GAME STARTED)

Opponent	Min.	FG-A	3PT-A	FT-A	O-D-T	PF	Ast.	TO	Blk.	Stl.	Pts.
Virginia	1	0-0	0-0	0-0	0-0-0	0	0	0	0	0	0
Georgia State	9	1-3	0-1	2-4	0-0-0	0	0	1	0	0	4
Southern Miss	5	0-3	0-0	0-0	0-0-0	0	0	0	0	0	0
vs. Arizona State	— DID NOT PLAY —										
vs. Columbia	5	0-1	0-0	0-0	0-0-0	0	0	0	0	0	0
vs. Green Bay	— DID NOT PLAY —										
vs. Louisiana	— DID NOT PLAY —										
Oklahoma State	— DID NOT PLAY —										
Little Rock	8	2-3	0-0	0-0	0-0-0	0	0	2	0	0	4
Oregon	— DID NOT PLAY —										
Maine	4	1-2	1-1	0-0	1-1-2	0	0	1	0	0	3
at UNLV	4	0-1	0-1	0-0	0-2-2	0	0	1	0	0	0
vs. Syracuse	— DID NOT PLAY —										
Miss. Valley St.	5	2-3	1-2	0-0	0-1-1	0	0	0	0	0	5
at Georgia	2	1-1	1-1	0-0	0-0-0	0	0	0	0	0	3
Arkansas											
at LSU											
Ole Miss											
Alabama											
at Tennessee											
Florida											
at Ole Miss											
at Missouri											
South Carolina											
at Florida											
Kentucky											
at Vanderbilt											
Texas A&M											
Auburn											
at Kentucky											

TATE'S BULLDOG BITES

- Tallied 4 points in her 2nd collegiate contest, a win against Georgia State
- Added 4 points in State's win against Little Rock
- Made her 1st collegiate 3-pointer in State's win against Maine
- Put in a season-high 5 points against Mississippi Valley State
- Hit a 3-pointer in her first SEC game, a win at Georgia

NYAH TATE'S CAREER STATISTICS

ALL GAMES

Year	GP	GS	Min	Avg	Total			3-Point			F-Throw			Rebounds				PF	FO	Ast	TO	Blk	Stl	Pts	Avg
					FG	FGA	Pct	FG	FGA	Pct	FT	FTA	Pct	Off	Def	Tot	Avg								
2017-18	9	0	43	4.8	7	17	.412	3	6	.500	2	4	.500	1	4	5	0.6	0	0	0	5	0	0	19	2.1
TOTAL	9	0	43	4.8	7	17	.412	3	6	.500	2	4	.500	1	4	5	0.6	0	0	0	5	0	0	19	2.1

SEC GAMES

Year	GP	GS	Min	Avg	Total			3-Point			F-Throw			Rebounds				PF	FO	Ast	TO	Blk	Stl	Pts	Avg
					FG	FGA	Pct	FG	FGA	Pct	FT	FTA	Pct	Off	Def	Tot	Avg								
2017-18	1	0	2	2.0	1	1	1.000	1	1	1.000	0	0	.000	0	0	0	0.0	0	0	0	0	0	3	3.0	
TOTAL	1	0	2	2.0	1	1	1.000	1	1	1.000	0	0	.000	0	0	0	0.0	0	0	0	0	0	3	3.0	



MYAH TAYLOR

Guard | 5-7 | Freshman
Olive Branch, Miss. | Olive Branch HS

3

CAREER HIGHS

Points	—
Rebounds	—
FG Made.....	—
FG Attempts	—
3PT FG Made	—
3PT FG Attempts	—
FT Made	—
FT Attempts.....	—
Assists.....	—
Blocks	—
Steals	—

SEC HIGHS

Points	—
Rebounds	—
FG Made.....	—
FG Attempts	—
3PT FG Made	—
3PT FG Attempts	—
FT Made	—
FT Attempts.....	—
Assists.....	—
Blocks	—
Steals	—

TAYLOR'S 2017-18 GAME-BY-GAME (* — INDICATES GAME STARTED)

Opponent	Min.	FG-A	3PT-A	FT-A	O-D-T	PF	Ast.	TO	Blk.	Stl.	Pts.
Virginia			—	DID NOT PLAY	—						
Georgia State			—	DID NOT PLAY	—						
Southern Miss			—	DID NOT PLAY	—						
vs. Arizona State			—	DID NOT PLAY	—						
vs. Columbia			—	DID NOT PLAY	—						
vs. Green Bay			—	DID NOT PLAY	—						
vs. Louisiana			—	DID NOT PLAY	—						
Oklahoma State			—	DID NOT PLAY	—						
Little Rock			—	DID NOT PLAY	—						
Oregon			—	DID NOT PLAY	—						
Maine			—	DID NOT PLAY	—						
at UNLV			—	DID NOT PLAY	—						
vs. Syracuse			—	DID NOT PLAY	—						
Miss. Valley St.			—	DID NOT PLAY	—						
at Georgia			—	DID NOT PLAY	—						
Arkansas											
at LSU											
Ole Miss											
Alabama											
at Tennessee											
Florida											
at Ole Miss											
at Missouri											
South Carolina											
at Florida											
Kentucky											
at Vanderbilt											
Texas A&M											
Auburn											
at Kentucky											

TAYLOR'S BULLDOG BITES

- Nominated for McDonald's All-American
- 5-star point guard
- 3rd Team All-USA selection by USA Today
- 3-time Mississippi Gatorade Player of the Year
- 2-time Clarion-Ledger Female Athlete of the Year
- 3-time Commercial Appeal Player of the Year
- Averaged 19.4 points, 7.2 assists, 5.4 steals in her prep career

MYAH TAYLOR'S CAREER STATISTICS

ALL GAMES

Year	GP	GS	Min	Avg	Total			3-Point			F-Throw			Rebounds				PF	FO	Ast	TO	Blk	Stl	Pts	Avg
					FG	FGA	Pct	FG	FGA	Pct	FT	FTA	Pct	Off	Def	Tot	Avg								
2017-18																									
TOTAL																									

SEC GAMES

Year	GP	GS	Min	Avg	Total			3-Point			F-Throw			Rebounds				PF	FO	Ast	TO	Blk	Stl	Pts	Avg
					FG	FGA	Pct	FG	FGA	Pct	FT	FTA	Pct	Off	Def	Tot	Avg								
2017-18																									
TOTAL																									



VICTORIA VIVIANS

Guard | 6-1 | Senior

Carthage, Miss. | Scott Central HS

35

CAREER HIGHS

Points	39, at Kentucky (2-12-15)
Rebounds	12, 3x, last vs. LSU (1-1-17)
FG Made	13, 2x, last at Louisiana Tech (12-13-15)
FG Attempts	29, at Kentucky (2-12-15)
3PT FG Made	7, at Louisiana Tech (12-13-15)
3PT FG Attempts	15, 2x, last vs. Auburn (1-7-16)
FT Made	10, 2x, last at Texas A&M (2-19-17)
FT Attempts	11, 3x, last at Texas A&M (2-19-17)
Assists	6, vs. Baylor (3-26-17)
Blocks	2, 8x, last vs. Little Rock (12-10-17)
Steals	5, 3x, last at Tennessee (1-8-17)

SEC HIGHS

Points	39, at Kentucky (2-12-15)
Rebounds	12, vs. LSU (1-1-17)
FG Made	13, at Kentucky (2-12-15)
FG Attempts	29, at Kentucky (2-12-15)
3PT FG Made	5, 2x, last at Kentucky (2-12-15)
3PT FG Attempts	15, vs. Auburn (1-7-16)
FT Made	10, at Texas A&M (2-19-17)
FT Attempts	11, 2x, last at Texas A&M (2-19-17)
Assists	5, at Ole Miss (2-12-17)
Blocks	2, 5x, last at Kentucky (2-23-17)
Steals	5, 2x, last at Tennessee (1-8-17)

VIVIANS' 2017-18 GAME-BY-GAME (* — INDICATES GAME STARTED)

Opponent	Min.	FG-A	3PT-A	FT-A	O-D-T	PF	Asst.	TO	Blk.	Stl.	Pts.
*Virginia	37	8-15	3-9	3-3	2-5-7	3	2	4	1	1	22
*Georgia State	24	7-10	0-2	5-6	1-2-3	2	2	2	1	3	19
*Southern Miss	26	6-12	2-4	1-1	0-5-5	1	0	3	0	1	15
*vs. Arizona State	35	6-14	1-5	4-6	1-4-5	3	0	3	0	0	17
*vs. Columbia	21	9-13	5-8	0-0	3-1-4	3	4	1	0	3	23
*vs. Green Bay	38	5-13	2-4	5-7	1-5-6	1	3	2	1	2	17
*vs. Louisiana	30	4-11	1-5	7-8	3-3-6	1	4	3	1	3	16
*Oklahoma State	37	11-20	1-4	7-7	1-7-8	1	2	2	0	3	30
*Little Rock	24	6-9	0-0	0-0	3-7-10	2	1	1	2	0	12
*Oregon	33	10-15	5-8	5-6	1-3-4	2	2	2	0	2	30
*Maine	21	5-12	2-6	0-0	1-1-2	2	3	1	0	1	12
*at UNLV	25	8-13	3-6	3-4	1-5-6	1	4	0	0	3	22
*vs. Syracuse	39	9-17	1-5	7-8	3-6-9	2	1	1	0	3	26
*Miss. Valley St.	27	6-8	3-4	1-2	3-3-6	2	3	0	0	0	16
*at Georgia	32	7-16	2-4	4-4	2-5-7	2	2	0	0	2	20
Arkansas											
at LSU											
Ole Miss											
Alabama											
at Tennessee											
Florida											
at Ole Miss											
at Missouri											
South Carolina											
at Florida											
Kentucky											
at Vanderbilt											
Texas A&M											
Auburn											
at Kentucky											

VIVIANS' BULLDOG BITES

- Preseason 1st Team All-SEC by league media and coaches
- Wooden Award Top 30 Watch List
- Naismith Trophy and Wade Trophy watch lists
- 2018 Ann Meyers Drysdale Award Watch List (nation's top shooting guard)
- Invited to United States U23 National Team Training Camp in the fall
- 3rd at MSU, 4th among active NCAA Division I players and 1st among current SEC players in career scoring (2,051 pts.)
- Became 3rd MSU player to score 2,000-career points in MSU's win vs. Syracuse
- 2nd at MSU in career 3FG made (243)
- Named SEC Player of the Week (Dec. 5) after averaging 23.0 ppg, 7.0 rpg, 3.0 apg, 3.0 spg against Louisiana and Oklahoma State
- Also earned SEC Player of the Week and USBWA National Player of the Week (Dec. 26) after being named Duel in the Desert Rebel Division MVP
- Paced MSU to a season-opening win against Virginia with 22 points and 7 rebounds
- Named Cancun Challenge Mayan Division MVP after averaging 19.0 points, 5.0 rebounds, 1.7 steals
- Scored a game-high 17 points against No. 24 Arizona State
- Paced MSU with 17 points against Green Bay
- Notched her 4th-career 30-point game with 30 against Oklahoma State... Also had 2 assists and 3 steals in the contest
- Had a double-double with 12 points and 10 boards against Little Rock
- Collected 30 points on 10-of-15 shooting against No. 9 Oregon
- Averaged 24.0 pts., 7.5 rlds. in wins vs. UNLV and Syracuse to be named Duel in the Desert Rebel Division MVP
- Scored 22 points against UNLV and 26 in the win against No. 22 Syracuse
- Contributed 20 points and 7 rebounds at Georgia

VICTORIA VIVIANS' CAREER STATISTICS

ALL GAMES

Year	GP	GS	Min	Avg	Total			3-Point			F-Throw			Rebounds				PF	FO	Ast	TO	Blk	Stl	Pts	Avg
					FG	FGA	Pct	FG	FGA	Pct	FT	FTA	Pct	Off	Def	Tot	Avg								
2014-15	34	34	891	26.2	171	465	.368	69	211	.327	94	126	.746	51	119	170	5.0	81	3	34	60	15	47	505	14.9
2015-16	36	36	1120	31.1	233	610	.382	79	256	.309	71	97	.732	42	168	210	5.8	98	2	37	63	10	62	616	17.1
2016-17	39	36	1136	29.1	224	603	.371	64	228	.281	121	159	.761	32	133	165	4.2	78	2	58	68	10	53	633	16.2
2017-18	15	15	449	29.9	107	198	.540	31	74	.419	52	62	.839	26	62	88	5.9	28	0	33	25	6	27	297	19.8
TOTAL	124	121	3596	29.0	735	1876	.392	243	769	.316	338	444	.761	151	482	633	5.1	285	7	162	216	41	189	2051	16.5

SEC GAMES

Year	GP	GS	Min	Avg	Total			3-Point			F-Throw			Rebounds				PF	FO	Ast	TO	Blk	Stl	Pts	Avg
					FG	FGA	Pct	FG	FGA	Pct	FT	FTA	Pct	Off	Def	Tot	Avg								
2014-15	16	16	442	27.6	74	201	.368	29	89	.326	43	60	.717	21	47	68	4.3	39	0	13	29	10	17	220	13.8
2015-16	16	16	526	32.9	92	266	.346	25	100	.250	37	50	.740	17	90	107	6.7	51	2	16	29	3	29	246	15.4
2016-17	16	16	506	31.6	97	273	.355	27	100	.270	68	89	.764	17	65	82	5.1	33	0	19	30	8	27	289	18.1
2017-18	1	1	32	32.0	7	16	.438	2	4	.500	4	4	1.000	2	5	7	7.0	2	0	2	0	0	2	20	20.0
TOTAL	49	49	1506	30.7	270	756	.357	83	293	.283	152	203	.749	-	-	264	5.4	125	2	50	88	21	75	775	15.8

2017 NCAA NATIONAL FINALIST



@HailStateWBK



Facebook.com/HailStateWBK



HailStateWBK



MORGAN WILLIAM

Guard | 5-5 | Senior

Birmingham, Ala. | Shades Valley HS

2

CAREER HIGHS

Points	41, vs. Baylor (3-26-17)
Rebounds	8, vs. Washington (3-24-17)
FG Made	13, vs. Baylor (3-26-17)
FG Attempts	22, vs. Baylor (3-26-17)
3PT FG Made	6, vs. Baylor (3-26-17)
3PT FG Attempts	8, vs. Baylor (3-26-17)
FT Made	13, 2x, last vs. Texas (11-20-16)
FT Attempts	16, vs. Arkansas State (11-16-14)
Assists	11, vs. Savannah St. (11-29-15)
Blocks	2, 2x, last at Kentucky (2-23-17)
Steals	5, 2x, last at Maine (11-12-16)

SEC HIGHS

Points	21, 2x, last at Tennessee (1-8-17)
Rebounds	6, 2x, last at Arkansas (1-5-17)
FG Made	7, 2x, last at Kentucky (2-23-17)
FG Attempts	17, vs. Tennessee (1-28-16)
3PT FG Made	2, 3x, last at Tennessee (1-8-17)
3PT FG Attempts	5, at Texas A&M (2-11-16)
FT Made	9, 3x, last at Texas A&M (2-11-16)
FT Attempts	12, at Arkansas (1-31-16)
Assists	9, vs. Texas A&M (1-29-17)
Blocks	2, at Kentucky (2-23-17)
Steals	4, 2x, last vs. LSU (1-1-17)

WILLIAM'S 2017-18 GAME-BY-GAME (* — INDICATES GAME STARTED)

Opponent	Min.	FG-A	3PT-A	FT-A	O-D-T	PF	Ass.	TO	Blk.	Stl.	Pts.
*Virginia	29	1-4	0-1	0-0	1-5-6	3	8	0	0	2	2
*Georgia State	22	4-4	0-0	4-4	0-2-2	1	7	0	0	1	12
*Southern Miss	20	0-2	0-2	0-0	2-0-2	0	9	0	0	0	0
*vs. Arizona State	25	2-8	0-1	3-4	0-2-2	1	4	2	0	1	7
*vs. Columbia	25	1-5	0-1	0-0	2-2-4	1	4	1	0	1	2
*vs. Green Bay	26	2-5	1-2	5-6	0-2-2	0	5	1	0	1	10
*vs. Louisiana	15	1-2	0-0	0-0	0-0-0	3	6	2	0	0	2
*Oklahoma State	24	5-11	0-2	5-9	0-1-1	4	0	2	0	0	15
*Little Rock	28	5-9	0-1	6-6	0-1-1	1	4	1	0	0	16
*Oregon	33	5-10	0-0	3-3	0-1-1	0	4	0	0	0	13
*Maine	17	2-2	0-0	2-2	0-1-1	1	2	1	0	1	6
*at UNLV	21	2-5	1-2	2-2	0-0-0	2	3	0	0	3	7
*vs. Syracuse	20	0-4	0-1	2-2	1-0-1	3	3	1	0	0	2
*Miss. Valley St.	19	0-3	0-0	3-4	0-1-1	1	4	2	1	1	3
*at Georgia	28	0-6	0-3	4-4	0-1-1	1	6	4	0	3	4
Arkansas											
at LSU											
Ole Miss											
Alabama											
at Tennessee											
Florida											
at Ole Miss											
at Missouri											
South Carolina											
at Florida											
Kentucky											
at Vanderbilt											
Texas A&M											
Auburn											
at Kentucky											

WILLIAM'S BULLDOG BITES

- Preseason 1st Team All-SEC by league media and coaches
- Wooden Award Top 30 Watch List
- Tabbed to the Naismith Trophy and Wade Trophy watch lists
- Nancy Lieberman Award Watch List for nation's top PG
- Clarion Ledger 2017 Sports Person of the Year
- Started 90-consecutive games
- Leads MSU, 9th in SEC records and 7th among active NCAA DI players in career free-throw percentage (84.3%)
- 2nd at MSU, 4th among active NCAA players, in career free-throws made (463)
- State's all-time career assists leader with 549, 4th-most by an active Division I player
- 13th at MSU in career scoring (1,183 points)
- Dished 8 assists against Virginia
- Tallied 12 points and 7 assists against Georgia State
- Claimed the 500th assist of her career, in a 9-assist effort vs. Southern Miss
- Scored 15 points in MSU's Big 12/SEC Challenge win against Oklahoma State
- Put in a season-best 16 points, including 6-of-6 at the free-throw line, against Little Rock
- Tallied 13 points and 4 assists against No. 9 Oregon
- Had 7 points, 3 assists, 3 steals against UNLV
- Had 6 assists and 3 steals at Georgia

MORGAN WILLIAM'S CAREER STATISTICS

ALL GAMES

Year	GP	GS	Min	Avg	Total			3-Point			F-Throw			Rebounds				PF	FO	Ast	TO	Blk	Stl	Pts	Avg
					FG	FGA	Pct	FG	FGA	Pct	FT	FTA	Pct	Off	Def	Tot	Avg								
2014-15	34	0	727	21.4	74	209	.354	17	53	.321	144	171	.842	22	39	61	1.8	67	0	123	103	7	49	309	9.1
2015-16	36	36	1075	29.9	95	296	.321	18	66	.273	141	167	.844	22	60	82	2.3	70	1	176	100	7	40	349	9.7
2016-17	39	39	1117	28.6	132	285	.463	21	58	.362	139	165	.842	16	66	82	2.1	78	1	181	78	6	60	424	10.9
2017-18	15	15	352	23.5	30	80	.375	2	16	.125	39	46	.848	6	19	25	1.7	22	0	69	17	1	14	101	6.7
TOTAL	124	90	3271	26.4	331	870	.380	58	193	.301	463	549	.843	66	184	250	2.0	237	2	549	298	21	163	1183	9.5

SEC GAMES

Year	GP	GS	Min	Avg	Total			3-Point			F-Throw			Rebounds				PF	FO	Ast	TO	Blk	Stl	Pts	Avg
					FG	FGA	Pct	FG	FGA	Pct	FT	FTA	Pct	Off	Def	Tot	Avg								
2014-15	16	0	345	21.6	30	95	.316	4	23	.174	52	61	.852	10	25	35	2.2	32	0	51	54	4	14	116	7.3
2015-16	16	16	529	33.1	48	149	.322	9	34	.265	70	86	.814	8	29	37	2.3	32	1	80	50	3	20	175	10.9
2016-17	16	16	483	30.2	48	115	.417	10	24	.417	46	55	.836	5	31	36	2.3	40	1	86	30	2	26	152	9.5
2017-18	1	1	28	28.0	0	6	.000	0	3	.000	4	4	1.000	0	1	1	1.0	1	0	6	4	0	3	4	4.0
TOTAL	49	33	1385	28.3	126	365	.345	23	84	.274	172	206	.835	-	-	109	2.2	105	2	223	138	9	63	447	9.1

2017 NCAA NATIONAL FINALIST



@HailStateWBK



Facebook.com/HailStateWBK



HailStateWBK

MISSISSIPPI STATE BULLDOG BASKETBALL ■ 2017-18

GAME 16: ARKANSAS | January 4, 2018

GAME 1 — VIRGINIA

Nov. 10, 2017 • Starkville, Miss.

	1st	2nd	3rd	4th	Final
RV/RV VIRGINIA	10	13	14	16	53
7/4 MISSISSIPPI ST.	14	19	21	14	68

Virginia 53 • 0-1

#	Player	Total		3-Ptr		Rebounds			PF	TP	A TO Blk Stl				Min.
		FG-FGA	FT-FTA	FG-FGA	FT-FTA	Off	Def	Tot			A	TO	Blk	Stl	
03	Lauren Moses	f	1-6	0-0	0-0	1	2	3	1	2	1	0	1	2	18
30	Felicia Aiyetean	c	1-2	0-0	2-4	2	5	7	1	4	0	2	4	0	29
04	Dominique Toussaint	g	5-10	1-3	6-7	2	4	6	4	17	3	8	0	1	24
10	J'Kyra Brown	g	2-8	0-2	0-0	0	4	4	4	4	0	6	0	1	32
13	Jocelyn Willoughby	g	3-4	0-0	0-0	0	6	6	4	6	0	1	0	1	20
01	Brianna Tinsley	g	2-4	1-1	2-2	0	2	2	1	7	1	4	0	0	18
05	Khyasia Caldwell	g	1-2	0-0	0-0	0	0	0	0	2	0	0	0	1	2
14	Lisa Jablonowski	g	2-3	1-1	0-0	0	3	3	4	5	0	1	0	0	17
23	Aliyah Huland El	g	2-6	0-2	2-2	0	0	0	2	6	0	0	0	0	21
32	Mone Jones	g	0-3	0-0	0-0	0	0	0	1	0	2	1	0	0	19
Team						2	1	3							
Totals			19-48	3-9	12-15	7	27	34	22	53	7	23	5	6	200
1st - FG %:		4-15	26.7%	2nd: 5-14	35.7%	3rd: 4-9	44.4%	4th: 6-10	60.0%	Game: 19-48	39.6%	Deadball			
3FG %:		0-3	0.0%	2nd: 1-2	50.0%	3rd: 2-4	50.0%	4th: 0-0	0.0%	Game: 3-9	33.3%	Rebounds			
FT %:		2-2	100.0%	2nd: 1-4	25.0%	3rd: 4-4	100.0%	4th: 4-5	80.0%	Game: 12-15	80.0%	3			

Mississippi State 68 • 1-0

#	Player	Total		3-Ptr		Rebounds			PF	TP	A TO Blk Stl				Min.
		FG-FGA	FT-FTA	FG-FGA	FT-FTA	Off	Def	Tot			A	TO	Blk	Stl	
15	Teaira McCowan	c	3-10	0-0	1-2	4	6	10	3	7	1	4	2	1	30
01	Blair Schaefer	g	0-5	0-4	0-0	1	0	1	2	0	2	1	0	1	18
02	Morgan William	g	1-4	0-1	0-0	1	5	6	3	2	8	0	0	2	29
11	Roshunda Johnson	g	6-15	4-10	2-3	0	0	0	3	18	2	3	1	3	28
35	Victoria Vivians	g	8-15	3-9	3-3	2	5	7	3	22	2	4	1	1	37
04	Ameshia Williams	g	2-5	0-0	0-0	1	4	5	1	4	0	2	2	3	15
10	Jazzmun Holmes	g	0-1	0-0	2-2	0	0	0	2	2	1	2	2	3	11
20	Nyah Tate	g	0-0	0-0	0-0	0	0	0	0	0	0	0	0	0	1
21	Jonika Garvin	g	0-0	0-0	0-0	0	0	0	0	0	0	0	0	0	1
23	Bre'Amber Scott	g	0-0	0-0	0-0	0	0	0	0	0	0	1	0	0	1
55	Chloe Bibby	g	5-8	2-3	1-1	2	1	3	1	13	0	0	0	0	29
Team						2	1	3							
Totals			25-63	9-27	9-11	13	22	35	18	68	16	17	8	14	200
1st - FG %:		4-13	30.8%	2nd: 7-21	33.3%	3rd: 8-15	53.3%	4th: 6-14	42.9%	Game: 25-63	39.7%	Deadball			
3FG %:		2-6	33.3%	4-9	44.4%	5-8	62.5%	1-4	25.0%	Game: 3-9	33.3%	Rebounds			
FT %:		4-4	100.0%	4-5	80.0%	0-0	0.0%	1-2	50.0%	Game: 9-11	81.8%	0			

Officials: Dee Kantner, Mark Zentz, Carla Fountain
Technical fouls: Virginia-None, Mississippi State-None.
Attendance: 6811

Score by periods	1st	2nd	3rd	4th	Total
Virginia	10	13	14	16	53
Mississippi State	14	19	21	14	68

Last FG - VA 4th 00:22, MS 4th 01:21.
Largest lead - VA by 2 1st-09:34, MS by 22 4th-07:34.
VA led for 02:43, MS led for 36:06. Game was tied for 01:11.

Score tied - 2 times.
Lead changed - 3 times.

GAME 3 — SOUTHERN MISS

Nov. 19, 2017 • Starkville, Miss.

	1st	2nd	3rd	4th	Final
SOUTHERN MISS	8	18	16	14	56
7/4 MISSISSIPPI ST.	31	17	31	12	91

Southern Miss 56 • 3-1

#	Player	Total		3-Ptr		Rebounds			PF	TP	A TO Blk Stl				Min.
		FG-FGA	FT-FTA	FG-FGA	FT-FTA	Off	Def	Tot			A	TO	Blk	Stl	
34	Respect Leaphart	f	2-7	0-0	0-0	3	1	4	2	4	1	2	0	0	25
15	Amber Landing	c	0-3	0-1	0-0	0	4	4	2	0	0	2	1	0	18
05	Shonte Hailes	g	5-8	0-1	0-0	0	1	1	1	10	5	2	0	2	29
21	Jayla King	g	1-4	0-0	4-4	2	4	6	4	6	2	4	0	3	26
22	Megan Brown	g	5-10	1-3	0-0	0	1	1	4	11	1	5	0	0	28
02	Allie Kennedy	g	2-5	1-3	0-0	0	3	3	1	5	3	4	0	0	22
11	Kyle Felton	g	3-3	0-0	0-0	0	3	3	5	6	0	2	2	1	11
12	Imani Carter	g	2-4	1-2	0-0	0	1	1	1	5	0	2	0	0	7
20	Molly Brown	g	3-5	2-4	0-0	0	2	2	1	8	0	0	0	1	20
24	Kennedy Gavin	g	0-0	0-0	1-2	0	2	2	2	1	0	1	1	0	14
Team						1	0	1							
Totals			23-49	5-14	5-6	6	22	28	23	56	12	26	4	7	200
1st - FG %:		4-10	40.0%	2nd: 7-14	50.0%	3rd: 7-14	50.0%	4th: 5-11	45.5%	Game: 23-49	46.9%	Deadball			
3FG %:		0-2	0.0%	2nd: 2-4	50.0%	3rd: 1-3	33.3%	4th: 2-5	40.0%	Game: 5-14	35.7%	Rebounds			
FT %:		0-0	0.0%	2nd: 2-2	100.0%	3rd: 1-2	50.0%	4th: 2-2	100.0%	Game: 5-6	83.3%	0			

Mississippi State 91 • 3-0

#	Player	Total		3-Ptr		Rebounds			PF	TP	A TO Blk Stl				Min.
		FG-FGA	FT-FTA	FG-FGA	FT-FTA	Off	Def	Tot			A	TO	Blk	Stl	
15	Teaira McCowan	c	6-9	0-0	5-8	7	3	10	2	17	0	1	3	0	28
01	Blair Schaefer	g	3-9	3-7	1-2	4	3	7	2	10	4	3	0	0	28
02	Morgan William	g	0-2	0-2	0-0	0	2	2	0	0	9	0	0	0	20
11	Roshunda Johnson	g	11-20	5-11	2-2	3	1	4	1	29	3	1	0	2	29
35	Victoria Vivians	g	6-12	2-4	1-1	0	5	5	1	15	0	3	0	1	26
10	Jazzmun Holmes	g	2-6	1-1	3-4	2	1	3	0	8	7	1	0	2	21
20	Nyah Tate	g	0-3	0-0	0-0	0	0	0	0	0	0	0	0	0	5
21	Jonika Garvin	g	0-1	0-0	0-0	0	1	1	0	0	0	0	0	0	4
23	Bre'Amber Scott	g	0-1	0-1	0-2	0	0	0	0	0	1	0	0	1	7
25	Zion Campbell	g	1-3	0-0	0-0	3	2	5	1	2	1	0	0	1	12
55	Chloe Bibby	g	4-7	2-3	0-0	0	5	5	0	10	0	1	0	2	20
Team						2	0	2							
Totals			33-73	13-29	12-19	23	21	44	7	91	25	10	3	9	200
1st - FG %:		11-23	47.8%	2nd: 7-15	46.7%	3rd: 11-19	57.9%	4th: 4-16	25.0%	Game: 33-73	45.2%	Deadball			
3FG %:		6-14	42.9%	2nd: 2-6	33.3%	3rd: 3-5	60.0%	4th: 2-4	50.0%	Game: 13-19	68.4%	Rebounds			
FT %:		3-4	75.0%	2nd: 1-2	50.0%	3rd: 6-9	66.7%	4th: 2-4	50.0%	Game: 12-19	63.2%	2			

Officials: Beverly Roberts, Billy Smith, Bill Larence
Technical fouls: Southern Miss-None, Mississippi State-None.
Attendance: 5321

Score by periods	1st	2nd	3rd	4th	Total
Southern Miss	8	18	16	14	56
Mississippi State	31	17	31	12	91

Last FG - USM 4th 02:27, MS 4th 01:19.
Largest lead - USM None, MS by 39 4th-08:45.
USM led for 00:00, MS led for 36:52. Game was tied for 01:04.

Score tied - 2 times.
Lead changed - 0 times.

GAME 2 — GEORGIA STATE

Nov. 16, 2017 • Starkville, Miss.

	1st	2nd	3rd	4th	Final
GEORGIA ST.	11	11	18	10	50
7/4 MISSISSIPPI ST.	30	33	23	20	106

Georgia State 50 • 0-2

#	Player		Total		3-Ptr		Rebounds			PF	TP	A				Min		
			FG-FTA	FG-FGA	FT-FTA	Off	Def	Tot	A			TO	Blk	Stl				
11	Juliet James	f	4-6	0-0	0-0	3	3	6	2	8	0	1	0	1	23			
22	Deja Mitchell	f	0-1	0-0	0-0	0	0	0	4	0	0	3	0	2	19			
05	Shay Fluker	g	2-9	1-3	7-8	1	3	4	5	12	2	4	0	0	32			
13	Jada Lewis	g	4-8	2-3	1-2	0	0	0	5	11	1	5	0	1	32			
23	Madison Newby	g	1-9	0-1	3-4	0	1	1	1	5	2	3	0	1	20			
01	Janessa Murphy	g	1-4	0-1	0-0	0	3	3	3	2	1	3	0	0	21			
02	K.K. Williams	g	0-2	0-0	0-0	0	0	0	0	0	0	2	0	0	8			
20	Francesca Minali	g	1-2	0-0	0-0	0	1	1	1	2	0	1	0	0	13			
21	Kierra Henry	g	2-5	0-0	6-6	0	1	1	3	10	1	1	0	1	21			
30	Shaq Miller-McCray	g	0-0	0-0	0-0	1	0	0	0	1	0	0	0	0	4			
32	V. Middlebrooks	g	0-1	0-0	0-0	0	0	0	1	0	0	0	0	0	7			
Team						3	1	4				5						
Totals						18	13	21	25	50	8	28	0	6	200			
1st - FG %			3-12	25.0%	2nd - FG %	2-10	0.0%	3rd - FG %	6-13	46.2%	4th - FG %	4-12	33.3%	Game - FG %	15-47	31.9%	Deadball Rebounds	2
1st - FT %			3-4	75.0%	2nd - FT %	0-1	0.0%	3rd - FT %	3-4	75.0%	4th - FT %	2-2	100.0%	Game - FT %	17-20	85.0%		

MISSISSIPPI STATE BULLDOG BASKETBALL ■ 2017-18

GAME 16: ARKANSAS | January 4, 2018

GAME 5 — COLUMBIA

Nov. 24, 2017 • Cancun, Mexico (Cancun Challenge)

	1st	2nd	3rd	4th	Final
7/3 MISSISSIPPI ST.	22	15	29	24	90
COLUMBIA	20	9	15	10	54

MISSISSIPPI STATE 90 • 5-0

#	Player	Total		3-Ptr		Rebounds			PF	TP	A		TO	Blk	Stl	Min
		FG-FGA	FG-FGA	FT-FTA	FT-FTA	Off	Def	Tot			A	TO		Blk	Stl	
15	Teaira McCowan	c	9-15	0-0	3-8	6	4	10	3	21	1	0	1	1	1	24
01	Blair Schaefer	g	5-10	4-6	0-0	1	0	1	2	14	1	1	0	0	0	23
02	Morgan William	g	1-5	0-1	0-0	2	2	4	1	2	4	1	0	1	1	25
11	Roshunda Johnson	g	2-8	1-4	2-2	2	2	4	1	7	0	2	1	2	2	25
35	Victoria Vivians	g	9-13	5-8	0-0	3	1	4	3	23	4	1	0	3	21	21
10	Jazzmun Holmes	g	2-5	0-0	0-0	0	4	4	1	4	8	1	1	1	1	24
20	Nyah Tate	g	0-1	0-0	0-0	0	0	0	0	0	0	0	0	0	0	5
21	Jonika Garvin	g	2-4	0-1	0-0	0	1	1	3	4	0	1	0	0	0	4
23	Bre'Amber Scott	g	1-3	0-0	4-6	2	3	5	4	6	0	1	1	2	16	16
25	Zion Campbell	g	1-2	0-0	1-2	2	4	6	3	3	0	2	1	0	0	16
55	Chloe Bibby	g	2-6	0-1	2-3	0	2	2	1	6	1	0	0	0	1	17
Team						3	0	3								
Totals			34-72	10-21	12-21	21	23	44	22	90	19	10	5	10	200	

1st - FG %:	9-22	40.9%	2nd: 6-17	35.3%	3rd: 12-18	66.7%	4th: 7-15	46.7%	Game: 34-72	47.2%	Deadball	
3FG %:	4-9	44.4%	2-5	40.0%	4-6	66.7%	0-1	0.0%	10-21	47.6%	Rebounds	
FT %:	0-2	0.0%	1-5	20.0%	1-2	50.0%	10-12	83.3%	12-21	57.1%	4	

COLUMBIA 54 • 2-4

#	Player	Total		3-Ptr		Rebounds			PF	TP	A		TO	Blk	Stl	Min
		FG-FGA	FG-FGA	FT-FTA	FT-FTA	Off	Def	Tot			A	TO		Blk	Stl	
03	Little, Josie	f	3-9	0-3	0-1	2	3	5	2	6	0	2	0	0	0	27
02	Zimmerman, Camille	f	8-17	4-11	10-11	7	5	12	3	26	4	6	1	3	34	34
32	Pack, Madison	c	2-4	2-2	0-0	1	1	2	4	6	1	1	1	1	1	26
04	Tippet, Paige	g	0-0	0-0	0-0	0	3	3	2	0	3	3	2	0	0	29
05	Casey, Riley	g	2-4	1-2	0-0	0	1	1	2	5	0	4	0	0	0	26
00	Whittington, Imani	g	1-1	0-0	0-0	0	0	0	0	1	2	0	2	0	0	5
01	Clemons, Janiya	g	0-6	0-1	1-2	0	3	3	0	1	1	2	0	1	14	14
04	McCormick, Andrea	g	0-4	0-2	3-4	0	1	1	0	3	1	2	0	0	0	7
22	Samplenton, Maya	g	0-2	0-0	2-2	1	0	1	1	2	0	0	0	0	0	6
25	Flynn, Stephanie	g	1-2	1-1	0-0	0	0	0	3	3	1	0	0	1	11	11
33	Lee, Abby	g	0-2	0-2	0-0	0	0	1	1	0	0	0	0	0	0	10
42	Borreson, Jillia	g	0-0	0-0	0-2	1	1	2	3	0	0	0	0	0	0	7
Team						1	3	4								
Totals			17-51	4-14	16-22	13	22	35	22	54	11	22	4	6	200	

1st - FG %:	7-10	70.0%	2nd: 4-18	22.2%	3rd: 4-14	28.6%	4th: 2-9	22.2%	Game: 17-51	33.3%	Deadball	
3FG %:	3-4	75.0%	1-3	33.3%	0-4	0.0%	0-3	0.0%	4-14	28.6%	Rebounds	
FT %:	3-3	100.0%	0-0	0.0%	7-9	77.8%	6-10	60.0%	16-22	72.7%	4	

Officials: Eric Koch, Talisa Green, Travis Jones
Technical fouls: MISSISSIPPI STATE-None. COLUMBIA-None.
Attendance: 982
2017 Cancun Challenge - Mayan Tournament

Score by periods	1st	2nd	3rd	4th	Total
MISSISSIPPI STATE	22	15	29	24	90
COLUMBIA	20	9	15	10	54

Points	In	Off	2nd	Fast	Bench
MS	Paint	T/O	Chance	Break	
COL	20	3	8	6	11

GAME 7 — LOUISIANA

Nov. 29, 2017 • Jackson, Miss. (Mississippi Coliseum)

	1st	2nd	3rd	4th	Final
LOUISIANA	8	15	10	4	37
6/3 MISSISSIPPI ST.	30	26	20	18	94

Louisiana 37 • 2-5

#	Player	Total		3-Ptr		Rebounds			PF	TP	A		TO	Blk	Stl	Min
		FG-FGA	FG-FGA	FT-FTA	FT-FTA	Off	Def	Tot			A	TO		Blk	Stl	
01	Kimberly Burton	f	1-6	0-0	2-2	2	5	7	1	4	0	2	0	1	0	30
35	Brittney Myles	f	0-1	0-0	0-0	0	3	3	5	0	0	1	0	0	0	14
04	Malachi Williams	g	0-7	0-4	2-2	1	1	2	3	2	1	3	0	1	1	23
11	Skyler Goodwin	g	5-13	1-2	3-3	1	0	1	2	14	0	4	0	1	0	32
42	Danyale Bayonne	g	1-7	0-1	0-0	0	5	5	3	2	0	3	1	0	0	26
00	Kendra Howard	g	1-1	0-0	0-0	1	1	2	1	2	0	3	0	0	0	9
05	Jomyra Mathis	g	2-11	0-1	0-0	0	3	3	0	4	0	3	0	0	0	19
21	Brooke Jolivet	g	0-0	0-0	0-0	0	0	0	0	2	0	0	0	0	0	2
15	Nekia Jones	g	3-5	2-4	0-0	0	3	3	8	2	5	0	1	0	1	24
24	Mylisha Hammond	g	0-2	0-0	1-2	0	2	2	0	1	0	0	0	0	0	8
32	Simone Fields	g	0-6	0-0	0-0	1	2	3	4	0	0	1	0	1	1	13
Team						3	0	3			1					
Totals			13-59	3-12	8-9	9	25	34	24	37	3	26	1	5	200	

1st - FG %:	4-14	28.6%	2nd: 6-14	42.9%	3rd: 2-16	12.5%	4th: 1-5	6.7%	Game: 13-59	22.0%	Deadball	
3FG %:	0-0	0.0%	2-5	40.0%	0-2	0.0%	1-5	20.0%	3-12	25.0%	Rebounds	
FT %:	0-0	0.0%	1-1	100.0%	2-4	50.0%	1-2	50.0%	8-9	88.9%	1	

Mississippi State 94 • 7-0

#	Player	Total		3-Ptr		Rebounds			PF	TP	A		TO	Blk	Stl	Min
		FG-FGA	FG-FGA	FT-FTA	FT-FTA	Off	Def	Tot			A	TO		Blk	Stl	
15	Teaira McCowan	c	15-20	0-0	1-5	8	12	20	1	31	0	3	4	3	26	26
01	Blair Schaefer	g	5-12	3-9	0-0	1	0	1	2	13	1	1	0	0	0	26
02	Morgan William	g	1-2	0-0	0-0	0	0	0	3	2	6	2	0	0	0	15
11	Roshunda Johnson	g	0-7	0-2	2-2	4	3	7	1	2	5	1	0	1	0	22
35	Victoria Vivians	g	4-11	1-5	7-8	3	3	6	1	16	4	3	1	3	30	30
10	Jazzmun Holmes	g	2-4	0-0	6-6	0	2	2	10	8	1	2	1	2	25	25
21	Jonika Garvin	g	0-4	0-1	1-4	2	3	5	1	1	0	1	0	0	0	8
23	Bre'Amber Scott	g	1-5	0-3	2-2	0	2	2	0	4	1	0	0	0	0	11
25	Zion Campbell	g	1-2	0-0	0-0	1	4	5	1	2	0	1	0	0	0	14
55	Chloe Bibby	g	5-10	1-3	2-3	3	4	7	0	13	0	2	0	0	0	23
Team						0	4	4								
Totals			34-77	5-23	21-30	22	37	59	12	94	25	15	7	8	200	

1st - FG %:	11-23	47.8%	2nd: 9-14	64.3%	3rd: 9-23	39.1%	4th: 5-17	29.4%	Game: 34-77	44.2%	Deadball	
3FG %:	3-9	33.3%	2-5	40.0%	0-4	0.0%	0-5	0.0%	5-23	21.7%	Rebounds	
FT %:	0-5	0.0%	6-9	66.7%	2-4	50.0%	1-2	50.0%	21-30	70.0%	5	

Officials: Jesse Dickerson, Sue Blanch, Angelica Suffren
Technical fouls: Louisiana-Simone Fields; TEAM. Mississippi State-None.
Attendance: 3578
Tech LA Head Coach End 3rd
Tech LA #32 at 1:11 4th

Score by periods	1st	2nd	3rd	4th	Total
Louisiana	8	15	10	4	37
MISSISSIPPI STATE	30	26	20	18	94

Points	In	Off	2nd	Fast	Bench
LA	Paint	T/O	Chance	Break	
MS	10	7	2	15	
LA	46	24	14	19	30

Last FG - LA 4th-02:42, MS 4th-05:08.
Largest lead - LA None, MS by 57 4th-00:26.
LA led for 00:00. MS led for 39:51. Game was tied for 00:09.

GAME 6 — GREEN BAY

Nov. 25, 2017 • Cancun, Mexico (Cancun Challenge)

	1st	2nd	3rd	4th	Final
RV/NR GREEN BAY	6	14	11	15	46
7/3 MISSISSIPPI ST.	17	14	24	12	67

GREEN BAY 46 • 5-1

#	Player	Total		3-Ptr		Rebounds			PF	TP	A		TO	Blk	Stl	Min
		FG-FGA	FG-FGA	FT-FTA	FT-FTA	Off	Def	Tot			A	TO		Blk	Stl	
21	LINDSTROM, Jessica	f	6-10	0-2	2-2	0	3	3	3	14	1	3	0	1	34	34
32	MURPHY, Karly	f	4-7	1-1	0-0	2	1	3	1	9	1	2	0	0	0	18
01	WELLNITZ, Jen	g	0-3	0-0	0-0	1	4	5	3	0	0	2	0	1	1	24
20	HIBNER, Caitlyn	g	3-6	2-4	0-0	2	3	5	1	8	0	0	0	0	1	23
24	LeCLAIRE, Allie	g	2-14	0-5	1-2	1	3	4	1	5	1	3	0	1	30	30
03	WURTZ, Frankie	g	2-7	2-3	0-0	1	6	7	2	6	1	2	0	1	1	19</

MISSISSIPPI STATE BULLDOG BASKETBALL ■ 2017-18

GAME 9 — LITTLE ROCK

Dec. 10, 2017 • Starkville, Miss.

	1st	2nd	3rd	4th	Final
LITTLE ROCK	10	18	2	18	48
6/3 MISSISSIPPI ST.	17	26	25	18	86

Little Rock 48 • 3-6

#	Player	Total		3-Ptr		Rebounds			PF	TP	A	TO	Blk	Stl	Min
		FG-FGA	FG-FGA	FT-FTA	FT-FTA	Off	Def	Tot							
00	Ronjanae DeGray	f	2-6	0-0	0-0	0	1	1	4	4	0	2	1	0	27
30	Raeyana DeGray	f	2-8	0-0	0-0	0	2	2	0	4	0	2	0	0	27
02	Monique Townson	f	4-9	1-3	2-2	1	3	4	3	11	1	1	0	0	34
03	Terrion Moore	g	0-4	0-0	0-0	1	2	3	0	1	1	1	1	1	28
05	Tori Lasker	g	0-2	0-2	0-0	0	4	4	2	0	0	2	0	0	16
04	Kira Shepard	g	0-2	0-1	0-0	0	1	1	1	0	1	0	2	0	19
12	Sydney Chastain	g	0-0	0-0	0-0	0	0	0	1	0	1	0	0	0	2
22	Yanina Inkina	g	0-1	0-1	0-0	0	0	0	0	0	0	0	0	0	5
23	Kyra Collier	g	4-13	0-0	3-4	0	5	5	3	11	2	8	0	1	30
25	Anna Hurlburt	g	0-0	0-0	0-0	0	0	0	0	0	0	0	0	0	0+
35	Keanna Keys	g	3-5	0-0	2-4	3	1	4	2	8	0	2	0	0	15
35	Teal Battle	g	3-3	0-0	4-4	1	0	1	2	10	0	1	0	1	7
	Team					2	1	3							
	Totals		18-53	1-7	11-14	8	20	28	21	48	6	20	2	4	200

1st - FG %:	5-12	41.7%	2nd: 5-12	41.7%	3rd: 1-14	7.1%	4th: 7-15	46.7%	Game: 18-53	34.0%	Deadball	
3FG %:	0-1	0.0%	1-4	25.0%	0-1	0.0%	0-1	0.0%	1-7	14.3%	Rebounds	
FT %:	0-0	0.0%	7-8	87.5%	0-2	0.0%	4-4	100.0%	11-14	78.6%	2	

Mississippi State 86 • 9-0

#	Player	Total		3-Ptr		Rebounds			PF	TP	A	TO	Blk	Stl	Min
		FG-FGA	FG-FGA	FT-FTA	FT-FTA	Off	Def	Tot							
15	Teaira McCowan	c	6-8	0-0	1-2	2	9	11	3	13	1	1	0	0	16
01	Blair Schaefer	g	3-9	2-5	2-2	1	0	1	1	10	1	1	0	0	27
02	Morgan William	g	5-9	0-1	6-6	0	1	1	1	16	4	1	0	0	28
11	Roshunda Johnson	g	2-6	0-1	0-0	1	1	2	0	4	1	0	0	0	24
35	Victoria Vivians	g	6-9	0-0	0-0	3	7	10	2	12	1	1	2	0	24
10	Jazzmun Holmes	g	2-5	0-0	1-1	0	0	0	0	5	1	2	0	0	12
20	Nyah Tate	g	2-3	0-0	0-0	0	0	0	0	4	0	2	0	0	8
21	Jonika Garvin	g	0-1	0-0	0-0	0	0	0	1	0	0	0	1	0	3
23	Bre'Amber Scott	g	1-3	0-0	3-5	1	0	1	3	5	0	0	0	0	8
24	Jordan Danberry	g	1-4	0-0	0-2	1	0	1	2	2	0	1	0	1	13
25	Zion Campbell	g	3-4	0-0	0-0	3	2	5	2	6	1	1	0	2	21
55	Chloe Bibby	g	2-5	1-3	4-4	2	4	6	1	9	0	0	0	2	16
	Team					2	4	6							
	Totals		33-66	3-10	17-22	16	28	44	16	86	10	11	3	10	200

1st - FG %:	8-17	47.1%	2nd: 8-17	47.1%	3rd: 11-20	55.0%	4th: 6-12	50.0%	Game: 33-66	50.0%	Deadball	
3FG %:	0-2	0.0%	2-4	50.0%	1-3	33.3%	0-1	0.0%	3-10	30.0%	Rebounds	
FT %:	1-2	50.0%	8-10	80.0%	2-2	100.0%	6-8	75.0%	17-22	77.3%	2	

Officials: Lisa Mattingly, Bob Trammell, Metta Roberts
Technical fouls: Little Rock-None. Mississippi State-None.
Attendance: 5010

Score by periods	1st	2nd	3rd	4th	Total
Little Rock	10	18	2	18	48
Mississippi State	17	26	25	18	86

Last FG - LR 4th-00:16, MS 4th-02:22.
Largest lead - LR None, MS by 45 4th-02:40.
LR led for 00:00. MS led for 39:09. Game was tied for 00:51.

GAME 11 — MAINE

Dec. 17, 2017 • Starkville, Miss.

	1st	2nd	3rd	4th	Final
MAINE	12	6	9	16	43
5/3 MISSISSIPPI ST.	29	16	15	23	83

Maine 43 • 6-5

#	Player	Total		3-Ptr		Rebounds			PF	TP	A	TO	Blk	Stl	Min
		FG-FGA	FG-FGA	FT-FTA	FT-FTA	Off	Def	Tot							
15	Fanny Wadling	f	3-8	1-3	0-0	1	6	7	4	7	2	6	0	1	31
10	Julie Brosseau	g	1-6	0-2	0-0	0	4	4	3	2	1	7	0	0	19
12	Parise Rossignol	g	3-7	0-4	1-2	0	0	0	2	7	0	1	0	1	34
22	Blanca Millan	g	4-10	1-4	4-4	2	3	5	5	13	1	1	1	2	31
23	Tanesha Sutton	g	2-8	0-2	2-3	2	1	3	3	6	1	5	0	2	29
04	Maddy McVicar	g	0-0	0-0	0-0	0	1	1	0	0	0	0	0	0	2
05	Maeve Carroll	g	0-0	0-0	0-0	0	0	0	0	0	0	0	0	0	2
15	Dor Saar	g	3-9	1-4	1-2	1	3	4	4	8	3	1	0	0	31
20	Kelly Fogarty	g	0-1	0-1	0-0	0	0	0	0	0	0	2	0	0	6
32	Kira Barra	g	0-0	0-0	0-0	0	0	0	0	0	0	0	0	0	1
33	Kirsten Johnson	g	0-0	0-0	0-0	0	1	1	3	0	0	3	0	0	14
	Team					3	0	3							
	Totals		16-49	3-20	8-11	9	19	28	24	43	8	27	1	6	200

1st - FG %:	5-12	41.7%	2nd: 3-9	33.3%	3rd: 2-13	15.4%	4th: 6-15	40.0%	Game: 16-49	32.7%	Deadball	
3FG %:	2-3	66.7%	0-4	0.0%	0-5	0.0%	1-8	12.5%	3-20	15.0%	Rebounds	
FT %:	0-0	0.0%	0-0	0.0%	5-6	83.3%	3-5	60.0%	8-11	72.7%	1	

Mississippi State 83 • 11-0

#	Player	Total		3-Ptr		Rebounds			PF	TP	A	TO	Blk	Stl	Min
		FG-FGA	FG-FGA	FT-FTA	FT-FTA	Off	Def	Tot							
15	Teaira McCowan	c	8-14	0-0	2-3	5	6	11	1	18	0	1	1	3	26
01	Blair Schaefer	g	2-4	2-4	0-0	0	1	1	1	6	3	4	0	0	31
02	Morgan William	g	2-2	0-0	2-2	0	1	1	1	6	2	1	0	1	17
11	Roshunda Johnson	g	2-9	2-7	0-0	2	4	6	1	6	4	1	0	0	25
35	Victoria Vivians	g	5-12	2-6	0-0	1	1	2	12	3	1	0	1	21	
10	Jazzmun Holmes	g	3-3	0-0	3-4	0	1	1	1	9	3	1	0	3	22
20	Nyah Tate	g	1-2	1-1	0-0	1	1	2	0	3	0	1	0	0	4
21	Jonika Garvin	g	1-1	0-0	1-2	1	2	3	1	3	0	1	0	1	4
23	Bre'Amber Scott	g	0-1	0-1	0-0	0	0	0	0	0	0	1	0	0	6
24	Jordan Danberry	g	2-6	0-0	3-4	1	3	4	3	7	3	3	1	1	15
25	Zion Campbell	g	3-5	0-0	1-2	1	3	4	0	7	1	1	0	1	14
55	Chloe Bibby	g	2-3	0-0	2-2	0	1	1	2	6	0	0	0	0	15
	Team					1	2	3							
	Totals		31-62	7-19	14-19	13	26	39	13	83	19	16	2	11	200

1st - FG %:	11-20	55.0%	2nd: 4-12	33.3%	3rd: 6-14	42.9%	4th: 10-16	62.5%	Game: 31-62	50.0%	Deadball	
3FG %:	5-10	50.0%	1-4	25.0%	0-3	0.0%	1-2	50.0%	7-19	36.8%	Rebounds	
FT %:	2-3	66.7%	7-8	87.5%	3-4	75.0%	2-4	50.0%	14-19	73.7%	4	

Officials: Scott Yarbrough, Laura C. Morris, Angelica Suffren
Technical fouls: Maine-None. Mississippi State-None.
Attendance: 4953

Score by periods	1st	2nd	3rd	4th	Total
Maine	12	6	9	16	43
Mississippi State	29	16	15	23	83

Last FG - MAINE 4th-00:43, MS 4th-00:28.
Largest lead - MAINE by 3 1st-08:44, MS by 41 4th-00:53.
MAINE led for 00:15. MS led for 37:49. Game was tied for 01:56.

2017 NCAA NATIONAL FINALIST

GAME 10 — OREGON

Dec. 13, 2017 • Starkville, Miss.

	1st	2nd	3rd	4th	Final
9/9 OREGON	19	14	22	24	79
5/3 MISSISSIPPI ST.	23	22	25	20	90

Oregon 79 • 8-2

#	Player		Total		3-Ptr		Rebounds			PF	TP	A	TO	Blk	Stl	Min
			FG-FGA	FG-FGA	FT-FTA	Off	Def	Tot								
24	Ruthy Hebard	f	11-12	0-0	3-4	5	2	7	3	25	1	1	2	0	33	
44	Mallory McGwire	f	2-5	0-0	2-2	0	5	5	2	6	1	3	0	0	19	
05	Maite Cazorla	g	4-7	2-2	0-0	0	4	4	3	10	6	2	0	0	34	
10	Lexi Bando	g	1-2	0-1	0-0	0	2	2	1	2	0	0	0	0	21	
20	Sabrina Ionescu	g	6-16	3-7	0-0	0	1	1	1	15	5	4	0	1	38	
00	Satou Sabally		6-10	2-2	3-3	1	1	2	1	17	1	2	1	0	23	
03	Justine Hall		0-1	0-1	0-0	0	0	0	1	0	0	0	0	0	4	
15	Anneli Maley		1-2	0-1	0-0	1	1	2	2	2	1	1	0	0	13	
32	Oti Gildon		1-2	0-0	0-0	0	1	1	2	2	0	1	0	0	15	
	Team					3	0	3				1				
Totals			32-57	7-14	8-9	10	17	27	16	79	15	15	3	1	200	

GAME 13 — SYRACUSE

Dec. 21, 2017 • Las Vegas, Nev. (Duel In The Desert)

	1st	2nd	3rd	4th	Final
RV/22 SYRACUSE	18	11	19	17	65
5/3 MISSISSIPPI ST.	22	22	19	13	76

RV/22 Syracuse 65 • 11-1

#	Player	Total		3-Ptr		Rebounds			PF	TP	A TO Blk Stl				Min
		FG-FGA	FG-FGA	FT-FTA	FT-FTA	Off	Def	Tot			A	TO	Blk	Stl	
32	Miranda Drummond	f	6-13	1-3	1-2	2	2	4	1	14	0	1	1	0	40
45	Digna Strautmane	f	1-7	0-4	0-0	4	5	9	4	2	0	2	1	1	25
22	Amaya Finklea-Guity	c	2-3	0-0	1-4	2	5	7	4	5	1	0	0	0	30
04	Tiana Mangakahia	g	6-15	1-3	7-8	1	3	4	20	6	8	0	0	0	28
11	Gabrielle Cooper	g	8-14	4-7	2-2	4	5	9	2	22	0	1	0	0	38
01	Raven Fox	g	0-1	0-1	0-0	0	0	0	0	0	0	1	0	0	8
02	Chelayne Bailey	g	0-2	0-0	0-0	0	0	0	1	0	1	0	0	1	11
23	Isis Young	g	1-7	0-3	0-1	0	1	1	3	2	0	1	0	1	19
44	Jasmine Nwajei	g	0-0	0-0	0-0	0	1	1	0	0	0	1	0	0	1
Team						3	2	5							
Totals			24-62	6-21	11-17	16	24	40	19	65	8	15	2	3	200

1st - FG %:	7-20	35.0%	2nd: 5-14	35.7%	3rd: 6-13	46.2%	4th: 6-15	40.0%	Game: 24-62	38.7%	Deadball	
3FG %:	3-7	42.9%	1-5	20.0%	1-3	33.3%	1-6	16.7%	6-21	28.6%	Rebounds	
FT %:	1-2	50.0%	0-1	0.0%	6-10	60.0%	4-4	100.0%	11-17	64.7%	2	

Mississippi State 76 • 13-0

#	Player	Total		3-Ptr		Rebounds			PF	TP	A TO Blk Stl				Min
		FG-FGA	FG-FGA	FT-FTA	FT-FTA	Off	Def	Tot			A	TO	Blk	Stl	
15	Teaira McCowan	c	5-9	0-0	4-7	6	7	13	5	14	0	3	1	0	24
01	Blair Schaefer	g	5-14	5-13	0-0	1	3	4	3	15	1	0	0	0	36
02	Morgan William	g	0-4	0-1	2-2	0	1	1	3	2	3	1	0	0	20
11	Roshunda Johnson	g	3-13	1-7	0-0	1	1	2	1	7	1	1	0	1	36
35	Victoria Vivians	g	9-17	1-5	7-8	3	6	9	2	26	1	1	0	3	39
10	Jazzmun Holmes	g	3-4	0-0	3-3	0	1	1	2	9	4	1	0	0	20
23	Bre'Amber Scott	g	0-0	0-0	0-0	0	0	0	0	0	0	0	0	0	1
24	Jordan Danberry	g	0-1	0-0	0-0	0	0	0	0	0	1	0	0	0	5
25	Zion Campbell	g	1-2	0-0	1-2	2	5	7	3	3	1	2	0	1	16
55	Chloe Bibby	g	0-0	0-0	0-0	0	0	0	0	0	0	0	0	0	3
Team						2	3	5			1				
Totals			26-64	7-26	17-22	16	26	42	19	76	12	10	1	5	200

1st - FG %:	7-16	43.8%	2nd: 9-21	42.9%	3rd: 7-17	41.2%	4th: 3-10	30.0%	Game: 26-64	40.6%	Deadball	
3FG %:	3-8	37.5%	1-6	16.7%	2-9	22.2%	1-3	33.3%	7-26	26.9%	Rebounds	
FT %:	5-6	83.3%	3-6	50.0%	3-4	75.0%	6-6	100.0%	17-22	77.3%	3	

Officials: Bryan Entlerline, Julie Krommenhoek, Krystal Apellaniz
Technical fouls: RV/22 Syracuse-None. Mississippi State-None.
Attendance:
Duel in the Desert Day 2

Score by periods	1st	2nd	3rd	4th	Total
RV/22 Syracuse	18	11	19	17	65
Mississippi State	22	22	19	13	76

Last FG - SU 4th-00:28, MS 4th-01:13.
Largest lead - SU by 2 1st-03:58, MS by 19 4th-06:19.
SU led for 02:14. MS led for 36:41. Game was tied for 01:05.

Points	In	Off	2nd	Fast	Bench
SU	Paint	T/O	Chance	Break	
MS	22	25	11	13	2
					12

Score tied - 4 times.
Lead changed - 4 times.

GAME 15 — GEORGIA

Dec. 31, 2017 • Athens, Ga.

	1st	2nd	3rd	4th	Final
5/3 MISSISSIPPI ST.	16	21	26	23	86
NR/RV GEORGIA	14	13	13	22	62

#3 Mississippi State 86 • 15-0, 1-0

#	Player	Total		3-Ptr		Rebounds			PF	TP	A TO Blk Stl				Min
		FG-FGA	FG-FGA	FT-FTA	FT-FTA	Off	Def	Tot			A	TO	Blk	Stl	
15	Teaira McCowan	c	12-15	0-0	2-6	9	4	13	2	26	0	2	0	1	34
01	Blair Schaefer	g	3-13	3-12	0-0	0	1	1	2	9	4	1	0	2	37
02	Morgan William	g	0-6	0-3	4-4	0	1	1	1	4	6	4	0	3	28
11	Roshunda Johnson	g	6-10	4-8	0-2	2	1	3	2	16	4	1	1	0	30
35	Victoria Vivians	g	7-16	2-4	4-4	2	5	7	2	20	2	0	0	2	32
10	Jazzmun Holmes	g	0-0	0-0	0-0	0	1	1	0	2	1	0	1	0	12
20	Nyah Tate	g	1-1	1-1	0-0	0	0	0	0	3	0	0	0	0	2
23	Bre'Amber Scott	g	0-0	0-0	0-0	0	0	0	1	0	1	0	0	0	2
24	Jordan Danberry	g	0-0	0-0	0-0	0	0	0	0	0	1	0	0	0	9
25	Zion Campbell	g	1-1	0-0	1-2	0	1	1	1	3	0	0	0	0	6
55	Chloe Bibby	g	2-3	1-1	0-0	0	1	1	0	5	0	0	0	0	8
Team						4	1	5							
Totals			32-65	11-29	11-18	17	16	33	11	86	19	10	1	9	200

1st - FG %:	7-20	35.0%	2nd: 8-15	53.3%	3rd: 10-18	55.6%	4th: 7-12	58.3%	Game: 32-65	49.2%	Deadball	
3FG %:	1-9	11.1%	3-7	42.9%	4-8	50.0%	3-5	60.0%	11-29	37.9%	Rebounds	
FT %:	1-2	50.0%	2-2	100.0%	2-5	40.0%	6-9	66.7%	11-18	61.1%	3	

Georgia 62 • 12-2, 0-1

#	Player	Total		3-Ptr		Rebounds			PF	TP	A TO Blk Stl				Min
		FG-FGA	FG-FGA	FT-FTA	FT-FTA	Off	Def	Tot			A	TO	Blk	Stl	
04	ROBINSON, Caliya	f	6-12	1-3	0-0	3	4	7	5	13	1	1	6	1	20
33	ENGRAM, Mackenzie	f	5-13	0-1	0-2	1	6	7	3	10	0	1	1	0	32
00	COLE, Taja	g	3-6	0-0	0-2	1	0	1	1	6	7	3	0	1	29
12	CLARK, Haley	g	4-4	0-0	2-2	3	3	6	0	10	1	0	0	0	25
23	MORRISON, Que	g	1-5	1-2	0-0	2	3	5	1	3	2	4	0	0	28
02	CONNALLY, Gabby	g	2-6	0-1	0-0	1	0	1	2	4	2	3	0	3	16
03	PAUL, Stephanie	g	3-4	0-0	0-0	1	0	1	4	6	0	5	1	1	20
11	CALDWELL, Maya	g	1-3	1-1	0-0	0	1	1	0	3	0	1	0	0	13
24	COSTA, Simone	g	0-0	0-0	2-2	0	1	1	0	2	1	1	0	0	9
44	BATES, Malury	g	1-1	0-0	0-0	0	0	0	1	2	0	0	0	0	4
51	BLANARU, Bianca	g	1-2	0-0	1-2	2	0	2	0	3	0	0	0	0	4
Team						1	2	3			1				
Totals			27-56	3-8	5-10	15	20	35	17	62	14	20	8	6	200

1st - FG %:	7-14	50.0%	2nd: 5-13	38.5%	3rd: 6-12	50.0%	4th: 9-17	52.9%	Game: 27-56	48.2%	Deadball	
3FG %:	0-1	0.0%	1-3	33.3%	1-2	50.0%	1-2	50.0%	3-8	37.5%	Rebounds	
FT %:	0-2	0.0%	2-2	100.0%	0-2	0.0%	3-4	75.0%	5-10	50.0%	3	

Officials: Bob Trammell, Missy Brooks and Troy Winders
Technical fouls: #3 Mississippi State-None. Georgia-None.
Attendance: 2934

Score by periods	1st	2nd	3rd	4th	Total
#3 Mississippi State	16	21	26	23	86
Georgia	14	13	13	22	62

Last FG - MS 4th-00:38, UGA 4th-00:23.
Largest lead - MS by 26 3rd-02:13, UGA by 4 1st-09:03.
MS led for 31:31. UGA led for 07:51. Game was tied for 00:14.

Points	In	Off	2nd	Fast	Bench
MS	Paint	T/O	Chance	Break	
UGA	28	27	19	0	11
	32	10	13	4	20

Score tied - 1 time.
Lead changed - 5 times.



MISSISSIPPI STATE BASKETBALL
Mississippi State Combined Team Statistics (as of Dec 31, 2017)
All games

RECORD:	OVERALL	HOME	AWAY	NEUTRAL
ALL GAMES	15-0	8-0	2-0	5-0
CONFERENCE	1-0	0-0	1-0	0-0
NON-CONFERENCE	14-0	8-0	1-0	5-0

##	Player	gp-gs	min	avg	Total		3-Point		F-Throw		Rebounds				pf	dq	a	to	blk	stl	pts	avg
					fg-fga	fg%	3fg-fga	3fg%	ft-fa	ft%	off	def	tot	avg								
15	Teaira McCowan	15-15	395	26.3	131-196	.668	0-0	.000	42-77	.545	92	96	188	12.5	38	1	6	29	31	13	304	20.3
35	Victoria Vivians	15-15	449	29.9	107-198	.540	31-74	.419	52-62	.839	26	62	88	5.9	28	0	33	25	6	27	297	19.8
11	Roshunda Johnson	15-15	421	28.1	65-157	.414	32-79	.405	17-20	.850	22	23	45	3.0	24	0	38	19	3	33	179	11.9
01	Blair Schaefer	15-15	442	29.5	42-119	.353	36-97	.371	11-12	.917	12	17	29	1.9	31	0	35	18	1	8	131	8.7
02	Morgan William	15-15	352	23.5	30-80	.375	2-16	.125	39-46	.848	6	19	25	1.7	22	0	69	17	1	14	101	6.7
55	Chloe Bibby	14-0	220	15.7	27-69	.391	7-20	.350	13-15	.867	10	24	34	2.4	14	0	6	10	2	6	74	5.3
10	Jazzmun Holmes	15-0	254	16.9	26-52	.500	1-2	.500	25-33	.758	7	18	25	1.7	18	0	49	17	6	21	78	5.2
25	Zion Campbell	14-0	192	13.7	22-33	.667	0-0	.000	8-14	.571	18	43	61	4.4	20	0	5	12	7	5	52	3.7
24	Jordan Danberry	7-0	76	10.9	6-24	.250	1-2	.500	5-8	.625	5	7	12	1.7	10	0	13	7	1	4	18	2.6
20	Nyah Tate	9-0	43	4.8	7-17	.412	3-6	.500	2-4	.500	1	4	5	0.6	0	0	0	5	0	0	19	2.1
23	Bre'Amber Scott	13-0	93	7.2	6-26	.231	0-8	.000	14-22	.636	5	8	13	1.0	11	0	5	11	1	7	26	2.0
21	Jonika Garvin	11-0	48	4.4	5-18	.278	0-2	.000	3-9	.333	5	12	17	1.5	9	0	1	5	1	1	13	1.2
Team											26	26	52					4				
Total.....		15	3000		476-994	.479	113-306	.369	231-322	.717	236	363	599	39.9	226	1	260	181	62	142	1296	86.4
Opponents.....		15	3000		309-818	.378	56-190	.295	151-199	.759	164	324	488	32.5	317	-	135	326	40	80	825	55.0

TEAM STATISTICS	MS	OPP	Date	Opponent	Score	Att.
SCORING	1296	825	11/10/17	VIRGINIA	w 68-53	6811
Points per game	86.4	55.0	11/16/17	GEORGIA STATE	w 106-50	4584
Scoring margin	+31.4	-	11/19/17	SOUTHERN MISS	w 91-56	5321
FIELD GOALS-ATT	476-994	309-818	^ 11/23/17	vs ARIZONA STATE	w 65-57	982
Field goal pct	.479	.378	^ 11/24/17	vs COLUMBIA	w 90-54	982
3 POINT FG-ATT	113-306	56-190	11/25/17	vs GREEN BAY	w 67-46	982
3-point FG pct	.369	.295	% 11/29/17	vs Louisiana	w 94-37	3578
3-pt FG made per game	7.5	3.7	# 12/03/17	OKLAHOMA ST.	w 79-76	5138
FREE THROWS-ATT	231-322	151-199	12/10/17	LITTLE ROCK	w 86-48	5010
Free throw pct	.717	.759	12/13/17	OREGON	w 90-79	5445
F-Throws made per game	15.4	10.1	12/17/17	MAINE	w 83-43	4953
REBOUNDS	599	488	\$ 12/20/17	at UNLV	w 103-63	847
Rebounds per game	39.9	32.5	\$ 12/21/17	vs RV/#22 Syracuse	w 76-65	652
Rebounding margin	+7.4	-	12/28/17	MISS. VALLEY ST.	w 112-36	8535
ASSISTS	260	135	* 12/31/17	at Georgia	w 86-62	2934
Assists per game	17.3	9.0	^ = Cancun Challenge (Cancun, Mexico) % = Jackson, Miss. (Mississippi Coliseum) # = Big 12/SEC Challenge \$ = Duel in the Desert (Las Vegas, Nev.) * = Conference game			
TURNOVERS	181	326				
Turnovers per game	12.1	21.7				
Turnover margin	+9.7	-				
Assist/turnover ratio	1.4	0.4				
STEALS	142	80				
Steals per game	9.5	5.3				
BLOCKS	62	40				
Blocks per game	4.1	2.7				
ATTENDANCE	45797	10957				
Home games-Avg/Game	8-5725	2-1890				
Neutral site-Avg/Game	-	5-1435				

Score by Periods	1st	2nd	3rd	4th	Totals
Mississippi State	363	311	350	272	1296
Opponents	200	202	203	220	825

MISSISSIPPI STATE BASKETBALL
Mississippi State Combined Team Statistics (as of Dec 31, 2017)
Conference games

RECORD:	OVERALL	HOME	AWAY	NEUTRAL
ALL GAMES	1-0	0-0	1-0	0-0
CONFERENCE	1-0	0-0	1-0	0-0
NON-CONFERENCE	0-0	0-0	0-0	0-0

##	Player	gp-gs	min	avg	Total		3-Point		F-Throw		Rebounds				pf	dq	a	to	blk	stl	pts	avg
					fg-fga	fg%	3fg-fga	3fg%	ft-fga	ft%	off	def	tot	avg								
15	Teaira McCowan	1-1	34	34.0	12-15	.800	0-0	.000	2-6	.333	9	4	13	13.0	2	0	0	2	0	1	26	26.0
35	Victoria Vivians	1-1	32	32.0	7-16	.438	2-4	.500	4-4	1.000	2	5	7	7.0	2	0	2	0	0	2	20	20.0
11	Roshunda Johnson	1-1	30	30.0	6-10	.600	4-8	.500	0-2	.000	2	1	3	3.0	2	0	4	1	1	0	16	16.0
01	Blair Schaefer	1-1	37	37.0	3-13	.231	3-12	.250	0-0	.000	0	1	1	1.0	2	0	4	1	0	2	9	9.0
55	Chloe Bibby	1-0	8	8.0	2-3	.667	1-1	1.000	0-0	.000	0	1	1	1.0	0	0	0	0	0	0	5	5.0
02	Morgan William	1-1	28	28.0	0-6	.000	0-3	.000	4-4	1.000	0	1	1	1.0	1	0	6	4	0	3	4	4.0
20	Nyah Tate	1-0	2	2.0	1-1	1.000	1-1	1.000	0-0	.000	0	0	0	0.0	0	0	0	0	0	0	3	3.0
25	Zion Campbell	1-0	6	6.0	1-1	1.000	0-0	.000	1-2	.500	0	1	1	1.0	1	0	0	0	0	0	3	3.0
24	Jordan Danberry	1-0	9	9.0	0-0	.000	0-0	.000	0-0	.000	0	0	0	0.0	0	0	0	1	0	0	0	0.0
10	Jazzmun Holmes	1-0	12	12.0	0-0	.000	0-0	.000	0-0	.000	0	1	1	1.0	0	0	2	1	0	1	0	0.0
23	Bre'Amber Scott	1-0	2	2.0	0-0	.000	0-0	.000	0-0	.000	0	0	0	0.0	1	0	1	0	0	0	0	0.0
Team											4	1	5									
Total.....		1	200		32-65	.492	11-29	.379	11-18	.611	17	16	33	33.0	11	0	19	10	1	9	86	86.0
Opponents.....		1	200		27-56	.482	3-8	.375	5-10	.500	15	20	35	35.0	17	-	14	20	8	6	62	62.0

TEAM STATISTICS	MS	OPP
SCORING	86	62
Points per game	86.0	62.0
Scoring margin	+24.0	-
FIELD GOALS-ATT	32-65	27-56
Field goal pct	.492	.482
3 POINT FG-ATT	11-29	3-8
3-point FG pct	.379	.375
3-pt FG made per game	11.0	3.0
FREE THROWS-ATT	11-18	5-10
Free throw pct	.611	.500
F-Throws made per game	11.0	5.0
REBOUNDS	33	35
Rebounds per game	33.0	35.0
Rebounding margin	-2.0	-
ASSISTS	19	14
Assists per game	19.0	14.0
TURNOVERS	10	20
Turnovers per game	10.0	20.0
Turnover margin	+10.0	-
Assist/turnover ratio	1.9	0.7
STEALS	9	6
Steals per game	9.0	6.0
BLOCKS	1	8
Blocks per game	1.0	8.0
ATTENDANCE	0	2934
Home games-Avg/Game	0-0	1-2934
Neutral site-Avg/Game	-	0-0

Date	Opponent	Score	Att.
* 12/31/17	at Georgia	w 86-62	2934

^ = Cancun Challenge (Cancun, Mexico)
 % = Jackson, Miss. (Mississippi Coliseum)
 # = Big 12/SEC Challenge
 \$ = Duel in the Desert (Las Vegas, Nev.)
 * = Conference game

Score by Periods	1st	2nd	3rd	4th	Totals
Mississippi State	16	21	26	23	86
Opponents	14	13	13	22	62

MISSISSIPPI STATE BASKETBALL
Mississippi State Team Game-by-Game Comparison (as of Dec 31, 2017)
All games

Opponent	1st	2nd	Score	Mar	Total FG	FG Pct	3-Pointers	3FG Pct	Free Throws	FT Pct	Rebounds	Assist	T/Over	Block	Steal	Fouls
VIRGINIA	33/23	35/30	68-53	+15	25-63/19-48	.397/.396	9-27/3-9	.333/.333	9-11/12-15	.818/.800	35/34 +1	16/7	17/23	8/5	14/6	18/22
GEORGIA STATE	63/22	43/28	106-50	+56	40-61/15-47	.656/.319	7-18/3-8	.389/.375	19-32/17-20	.594/.850	38/21 +17	24/8	16/28	4/0	12/6	21/25
SOUTHERN MISS	48/26	43/30	91-56	+35	33-73/23-49	.452/.469	13-29/5-14	.448/.357	12-19/5-6	.632/.833	44/28 +16	25/12	10/26	3/4	9/7	7/23
ARIZONA STATE	28/29	37/28	65-57	+8	25-61/22-58	.410/.379	3-10/3-16	.300/.188	12-18/10-12	.667/.833	40/33 +7	11/10	19/18	4/4	8/8	16/21
COLUMBIA	37/29	53/25	90-54	+36	34-72/17-51	.472/.333	10-21/4-14	.476/.286	12-21/16-22	.571/.727	44/35 +9	19/11	10/22	5/4	10/6	22/22
GREEN BAY	31/20	36/26	67-46	+21	22-57/19-56	.386/.339	10-23/5-15	.435/.333	13-19/3-4	.684/.750	33/40 (7)	11/9	9/17	4/3	9/8	13/19
Louisiana	56/23	38/14	94-37	+57	34-77/13-59	.442/.220	5-23/3-12	.217/.250	21-30/8-9	.700/.889	59/34 +25	25/3	15/26	7/1	8/5	12/24
OKLAHOMA ST.	44/41	35/35	79-76	+3	25-58/29-65	.431/.446	3-12/4-11	.250/.364	26-34/14-18	.765/.778	35/39 (4)	5/8	11/16	5/1	7/5	21/27
LITTLE ROCK	43/28	43/20	86-48	+38	33-66/18-53	.500/.340	3-10/1-7	.300/.143	17-22/11-14	.773/.786	44/28 +16	10/6	11/20	3/2	10/4	16/21
OREGON	45/33	45/46	90-79	+11	35-65/32-57	.538/.561	7-16/7-14	.438/.500	13-15/8-9	.867/.889	29/27 +2	15/15	8/15	5/3	4/1	7/16
MAINE	45/18	38/25	83-43	+40	31-62/16-49	.500/.327	7-19/3-20	.368/.150	14-19/8-11	.737/.727	39/28 +11	19/8	16/27	2/1	11/6	13/24
UNLV	61/34	42/29	103-63	+40	36-77/22-55	.468/.400	10-24/6-16	.417/.375	21-23/13-16	.913/.813	42/34 +8	21/13	13/28	3/2	17/5	17/19
RV/#22 Syracuse	44/29	32/36	76-65	+11	26-64/24-62	.406/.387	7-26/6-21	.269/.286	17-22/11-17	.773/.647	42/40 +2	12/8	10/15	1/2	5/3	19/19
MISS. VALLEY ST.	59/20	53/16	112-36	+76	45-73/13-53	.616/.245	8-19/0-5	.421/.000	14-19/10-16	.737/.625	42/32 +10	28/3	6/25	7/0	9/4	13/18
Georgia	37/27	49/35	86-62	+24	32-65/27-56	.492/.482	11-29/3-8	.379/.375	11-18/5-10	.611/.500	33/35 (2)	19/14	10/20	1/8	9/6	11/17

Note: Game totals are displayed in the format TEAM/OPPONENT for each category

MISSISSIPPI STATE BASKETBALL
Mississippi State Points-Rebounds-Assists (as of Dec 31, 2017)
All games








Opponent	Date	Score		01 SCHAEFER,B	02 WILLIAM,MO	04 WILLIAMS,A	10 HOLMES,JAZ	11 JOHNSON,RO	15 MCCOWAN,TE	20 TATE,NYAH
VIRGINIA	11/10/17	68-53	w	0-1-2	2-6-8	4-5-0	2-0-1	18-0-2	7-10-1	0-0-0
GEORGIA STATE	11/16/17	106-50	w	14-2-2	12-2-7	DNP	8-3-5	9-1-4	19-5-0	4-0-0
SOUTHERN MISS	11/19/17	91-56	w	10-7-4	0-2-9	DNP	8-3-7	29-4-3	17-10-0	0-0-0
vs ARIZONA STATE	11/23/17	65-57	w	2-1-2	7-2-4	DNP	3-1-3	16-1-2	15-14-0	DNP
vs COLUMBIA	11/24/17	90-54	w	14-1-1	2-4-4	DNP	4-4-8	7-4-0	21-10-1	0-0-0
vs GREEN BAY	11/25/17	67-46	w	13-1-1	10-2-5	DNP	4-3-0	14-6-2	9-13-0	DNP
vs Louisiana	11/29/17	94-37	w	13-1-1	2-0-6	DNP	10-2-8	2-7-5	31-20-0	DNP
OKLAHOMA ST.	12/03/17	79-76	w	5-1-0	15-1-0	DNP	4-1-1	18-5-0	7-11-1	DNP
LITTLE ROCK	12/10/17	86-48	w	10-1-1	16-1-4	DNP	5-0-1	4-2-1	13-11-1	4-0-0
OREGON	12/13/17	90-79	w	3-2-1	13-1-4	DNP	2-1-1	7-0-5	35-19-1	DNP
MAINE	12/17/17	83-43	w	6-1-3	6-1-2	DNP	9-1-3	6-6-4	18-11-0	3-2-0
at UNLV	12/20/17	103-63	w	11-2-7	7-0-3	DNP	5-3-4	12-2-0	31-15-0	0-2-0
vs RV/#22 Syracuse	12/21/17	76-65	w	15-4-1	2-1-3	DNP	9-1-4	7-2-1	14-13-0	DNP
MISS. VALLEY ST.	12/28/17	112-36	w	6-3-5	3-1-4	DNP	5-1-1	14-2-5	41-13-1	5-1-0
at Georgia	12/31/17	86-62	w	9-1-4	4-1-6	DNP	0-1-2	16-3-4	26-13-0	3-0-0

Opponent	Date	Score		21 GARVIN,JON	23 SCOTT,BRE'	24 DANBERRY,J	25 CAMPBELL,Z	35 VIVIAN,VI	55 BIBBY,CHLO
VIRGINIA	11/10/17	68-53	w	0-0-0	0-0-0	DNP	DNP	22-7-2	13-3-0
GEORGIA STATE	11/16/17	106-50	w	1-3-1	1-0-0	DNP	13-11-0	19-3-2	6-5-3
SOUTHERN MISS	11/19/17	91-56	w	0-1-0	0-0-1	DNP	2-5-1	15-5-0	10-5-0
vs ARIZONA STATE	11/23/17	65-57	w	DNP	0-0-0	DNP	5-6-0	17-5-0	0-1-0
vs COLUMBIA	11/24/17	90-54	w	4-1-0	6-5-0	DNP	3-6-0	23-4-4	6-2-1
vs GREEN BAY	11/25/17	67-46	w	0-0-0	0-1-0	DNP	0-0-0	17-6-3	0-0-0
vs Louisiana	11/29/17	94-37	w	1-5-0	4-2-1	DNP	2-5-0	16-6-4	13-7-0
OKLAHOMA ST.	12/03/17	79-76	w	0-0-0	DNP	DNP	0-4-1	30-8-2	0-1-0
LITTLE ROCK	12/10/17	86-48	w	0-0-0	5-1-0	2-1-0	6-5-1	12-10-1	9-6-0
OREGON	12/13/17	90-79	w	DNP	DNP	0-0-0	0-1-0	30-4-2	0-1-1
MAINE	12/17/17	83-43	w	3-3-0	0-0-0	7-4-3	7-4-1	12-2-3	6-1-0
at UNLV	12/20/17	103-63	w	0-0-0	5-3-0	4-3-2	0-3-0	22-6-4	6-1-1
vs RV/#22 Syracuse	12/21/17	76-65	w	DNP	0-0-0	0-0-1	3-7-1	26-9-1	0-0-0
MISS. VALLEY ST.	12/28/17	112-36	w	4-4-0	5-1-2	5-4-7	8-3-0	16-6-3	DNP
at Georgia	12/31/17	86-62	w	DNP	0-0-1	0-0-0	3-1-0	20-7-2	5-1-0

MISSISSIPPI STATE BULLDOGS

(15-0 Overall, 1-0 SEC)

Head Coach: Vic Schaefer (6th Season)
Associate Head Coach: Johnnie Harris (6th Season)
Assistant Coach: Dionnah Jackson-Durrett (3rd Season)
Assistant Coach: Carly Thibault-DuDonis (2nd Season)

	1 • BLAIR SCHAEFER G • 5-7 • Sr. Starkville, Miss. (Starkville HS)	PPG 2017-18 8.7 Career 4.3	RPG 2017-18 1.9 Career 1.1	APG 2017-18 2.3 Career 0.8	FG% 2017-18 .353 Career .340	3FG% 2017-18 .371 Career .360	FT% 2017-18 .917 Career .833	<ul style="list-style-type: none"> • SEC Community Service Team last 2 seasons • 9th at MSU in career 3FG% (36.0%) • Leads State with 36 made 3-pointers this season • Double digits in 8 games this season • 4th in 3FG made (24) • T2nd on the team in charges taken (5)
	2 • MORGAN WILLIAM G • 5-5 • Sr. Birmingham, Ala. (Shades Valley HS)	PPG 2017-18 6.7 Career 9.5	RPG 2017-18 1.7 Career 2.0	APG 2017-18 4.6 Career 4.4	FG% 2017-18 .375 Career .380	3FG% 2017-18 .125 Career .301	FT% 2017-18 .848 Career .843	<ul style="list-style-type: none"> • Preseason First Team All-SEC selection by media and coaches • Wooden, Nancy Lieberman, Naismith & Wade Watch Lists • T2nd among active DI players in career games played (124) • MSU's career FT% leader (84.3%), 9th in SEC history • 1st in SEC, 4th in NCAA DI in assist/turnover ratio (4.1) • 549 career assts - 1st at MSU, 4th among active Division I players
	3 • MYAH TAYLOR G • 5-7 • Fr. Olive Branch, Miss. (Olive Branch HS)	PPG 2017-18 Career	RPG 2017-18 Career	APG 2017-18 Career	FG% 2017-18 Career	3FG% 2017-18 Career	FT% 2017-18 Career	<ul style="list-style-type: none"> • 5-star point guard from Olive Branch (Miss.) High School • Three-time Mississippi Gatorade Player of the Year
	10 • JAZZMUN HOLMES G • 5-8 • Jr. Gulfport, Miss. (Harrison Central HS)	PPG 2017-18 5.2 Career 2.8	RPG 2017-18 1.7 Career 1.2	APG 2017-18 3.3 Career 2.5	FG% 2017-18 .500 Career .366	3FG% 2017-18 .500 Career .219	FT% 2017-18 .758 Career .760	<ul style="list-style-type: none"> • 2nd in the SEC, 19th in NCAA DI in assist/turnover ratio (2.9) • 3rd on team in steals (1.4 spg) • 9 of last 10 from the field • 10 of 12 from FT line last 5 games
	11 • ROSHUNDA JOHNSON <i>(RO-shun-dah - Goes By Ro)</i> G • 5-7 • R-Sr. Little Rock, Ark. (Parkview HS/Oklahoma St.)	PPG 2017-18 11.9 Career 8.1	RPG 2017-18 3.0 Career 2.1	SPG 2017-18 2.2 Career 1.2	FG% 2017-18 .414 Career .422	3FG% 2017-18 .405 Career .423	FT% 2017-18 .850 Career .880	<ul style="list-style-type: none"> • Currently 1st at MSU in career 3FG% (42.3%) • 3rd on team in scoring (11.9 ppg) • 7th in SEC in 3FG made (2.1) • 10th in league in 3FG% (40.5%) • 7th in SEC in steals (2.2 spg); T2nd on team with 5 charges taken • 16 pts. in MSU's SEC-opening win at Georgia
	12 • JACAIRA "IGGY" ALLEN <i>(Juh-CAR-ee-ah - Goes by Iggy)</i> G • 5-10 • So. Pompano Beach, Fla. (Dillard HS)	PPG 2017-18 Career 2.7	RPG 2017-18 Career 0.9	APG 2017-18 Career 0.5	FG% 2017-18 Career .478	3FG% 2017-18 Career .000	FT% 2017-18 Career .643	<ul style="list-style-type: none"> • Will miss the season with a knee injury suffered in preseason practice • Logged 20 games as a freshman last season
	15 • TEAIRA MCCOWAN <i>(Tee-AIR-ah)</i> C • 6-7 • Jr. Brenham, Texas (Brenham HS)	PPG 2017-18 20.3 Career 9.8	RPG 2017-18 12.5 Career 7.4	BPG 2017-18 2.1 Career 1.5	FG% 2017-18 .668 Career .578	3FG% 2017-18 .000 Career .000	FT% 2017-18 .545 Career .606	<ul style="list-style-type: none"> • 2nd Tm. Preseason All-SEC (coaches); Lisa Leslie, Naismith watch lists • 3x SEC Player of the Week (11/21, 12/19, 1/2) • 26 pts., 13 rbs. at Georgia - Her most pts. in an SEC game • 11 double-doubles (7 straight) - 1st in SEC, 3rd in Division I • 3rd in SEC in scoring, 6th in nation in rebounds this season • 27.5 ppg, 14.0 rpg, .710 FG% her last 6 games
	20 • NYAH TATE G • 6-0 • Fr. Terry, Miss. (Terry HS)	PPG 2017-18 2.1 Career 2.1	RPG 2017-18 0.6 Career 0.6	APG 2017-18 0.0 Career 0.0	FG% 2017-18 .412 Career .412	3FG% 2017-18 .500 Career .500	FT% 2017-18 .500 Career .500	<ul style="list-style-type: none"> • Played in 9 games this season • Had season-high 5 points against Mississippi Valley St. • Knocked down a 3-pointer at Georgia • 4-star guard from Terry (Miss.) High School • All-State selection during her prep career
	21 • JONIKA GARVIN <i>(JOHN-i-kah)</i> F • 6-0 • Jr. Lake Worth, Fla. (Lake Worth HS/Palm Beach St. CC)	PPG 2017-18 1.2 Career 1.2	RPG 2017-18 1.5 Career 1.5	APG 2017-18 0.1 Career 0.1	FG% 2017-18 .278 Career .278	3FG% 2017-18 .000 Career .000	FT% 2017-18 .333 Career .333	<ul style="list-style-type: none"> • Seen action in 11 games • Season-high 4 pts. vs. Columbia and Mississippi Valley St. • 5 rebounds against Louisiana, a season high • Played 20 games as a freshman at Auburn (2015-16)
	23 • BRE'AMBER SCOTT G • 5-11 • Fr. Little Rock, Ark. (Central HS)	PPG 2017-18 2.0 Career 2.0	RPG 2017-18 1.0 Career 1.0	SPG 2017-18 0.5 Career 0.5	FG% 2017-18 .231 Career .231	3FG% 2017-18 .000 Career .000	FT% 2017-18 .636 Career .636	<ul style="list-style-type: none"> • Logged minutes in 13 games this season • Taken 3 charges on the year • Scored 6 pts. in MSU's Cancun Challenge win vs. Columbia • Matched season high with 2 steals against MVSU • Top player in Arkansas' 2017 class by Arkansas Basketball Rankings
	24 • JORDAN DANBERRY G • 5-8 • Jr. Conway, Ark. (Conway HS/Arkansas)	PPG 2017-18 2.6 Career ^(AII) 5.7	RPG 2017-18 1.7 Career 2.6	APG 2017-18 1.9 Career 2.0	FG% 2017-18 .250 Career .330	3FG% 2017-18 .500 Career .182	FT% 2017-18 .625 Career .641	<ul style="list-style-type: none"> • Named to the SEC Winter Honor Roll • Played her 1st game at MSU in State's win against Little Rock • Dished 7 assists in MSU's win against Mississippi Valley St. • Tallied a season-high 7 pts. and 4 rbs. in the win vs. Maine • Played 36 career games at Arkansas • Averaged 6.4 points, 2.8 rebounds with the Razorbacks
	25 • ZION CAMPBELL C • 6-3 • R-So. Washington, D.C. (Riverdale Baptist School)	PPG 2017-18 3.7 Career 2.1	RPG 2017-18 4.4 Career 2.5	BPG 2017-18 0.5 Career 0.2	FG% 2017-18 .667 Career .675	3FG% 2017-18 .000 Career .000	FT% 2017-18 .571 Career .500	<ul style="list-style-type: none"> • Twice named to the SEC Academic Honor Roll • Tallied 8 pts. in State's win against Mississippi Valley St. • Notched her 1st double-double with 13 pts., 11 rbs. vs. Georgia St. • Had 6 rbs. in wins against Arizona St. and Columbia • Career-best 2 blocks in MSU's win against Oklahoma State • Grabbed 7 rebounds in State's win against No. 22 Syracuse
	35 • VICTORIA VIVIAN <i>(VIH-vee-ans)</i> G • 6-1 • Sr. Carthage, Miss. (Scott Central HS)	PPG 2017-18 19.8 Career 16.5	RPG 2017-18 5.9 Career 5.1	SPG 2017-18 1.8 Career 1.5	FG% 2017-18 .540 Career .392	3FG% 2017-18 .419 Career .316	FT% 2017-18 .839 Career .761	<ul style="list-style-type: none"> • Preseason First Team All-SEC by league media and coaches • On Wooden, Naismith, Wade, & Ann Meyers Drysdale watch lists • T2nd among active DI players in career games played (124) • 3rd player in MSU history to reach 2,000-career points (2,051) • Double figures 21-straight games going back to 2016-17 • 21.0 pts., 5.7 rbs., .556 FG%, .485 3FG% last 6 games
	55 • CHLOE BIBBY F • 6-1 • Fr. Warracknabeal, Australia (Rowville Secondary)	PPG 2017-18 5.3 Career 5.3	RPG 2017-18 2.4 Career 2.4	SPG 2017-18 0.4 Career 0.4	FG% 2017-18 .391 Career .391	3FG% 2017-18 .350 Career .350	FT% 2017-18 .867 Career .867	<ul style="list-style-type: none"> • Scored 13 pts. in her MSU debut against Virginia • Tallied 10 points, 5 rbs., 2 stls. vs. Southern Miss • Netted 13 points against Louisiana • Put in 5 points in her SEC debut at Georgia • Joined MSU in August after playing for Australia in FIBA U19 World Cup