



# ARKANSAS Baseball Game Notes

8 College World Series Appearances • 6 NCAA Super Regional Appearances  
29 NCAA Tournament Appearances • 2 SEC Regular Season Titles • 4 SEC Western Division Titles

## '18 SCHEDULE & RESULTS

### FEBRUARY

16	BUCKNELL	W, 14-2
17	BUCKNELL	W, 32-4
18	BUCKNELL	W, 3-1
21	vs. Arizona (San Diego, Calif.)	9 p.m.
23	vs. Cal Poly (San Diego, Calif.)	3 p.m.
24	at San Diego State	8 p.m.
25	at San Diego	Noon
28	DAYTON	3 p.m.

### MARCH

1	DAYTON	3 p.m.
2	SOUTHERN CAL	3 p.m.
3	SOUTHERN CAL	2 p.m.
4	SOUTHERN CAL	12:30 p.m.
9	KENT STATE	3 p.m.
10	KENT STATE	2 p.m.
11	KENT STATE	1 p.m.
13	TEXAS	7 p.m.
14	TEXAS	4 p.m.
16	KENTUCKY*	6:30 p.m.
17	KENTUCKY*	2 p.m.
18	KENTUCKY*	1 p.m.
20	vs. Charlotte (BB&T Park)	6:05 p.m.
21	at Charlotte	3 p.m.
23	at Florida*	5:30 p.m.
24	at Florida*	11 a.m.
25	at Florida*	11 a.m.
27	vs. Memphis (AutoZone Park)	6:30 p.m.
29	at Ole Miss*	6:30 p.m.
30	at Ole Miss*	6:30 p.m.
31	at Ole Miss*	1:30 p.m.

### APRIL

3	ULM	6:30 p.m.
4	ULM	3 p.m.
6	AUBURN*	6:30 p.m.
7	AUBURN*	6 p.m.
8	AUBURN*	4 p.m.
10	GRAMBLING ST. (NLR, Ark.)	6:30 p.m.
12	SOUTH CAROLINA*	6 p.m.
13	SOUTH CAROLINA*	6:30 p.m.
14	SOUTH CAROLINA*	2 p.m.
17	MISSOURI STATE	6:30 p.m.
20	at Mississippi St.*	6:30 p.m.
21	at Mississippi St.*	6:30 p.m.
22	at Mississippi St.*	1 p.m.
24	TEXAS TECH	6:30 p.m.
25	TEXAS TECH	6 p.m.
27	ALABAMA*	6:30 p.m.
28	ALABAMA*	6 p.m.
29	ALABAMA*	1 p.m.

### MAY

4	at LSU*	7 p.m.
5	at LSU*	7 p.m.
6	at LSU*	2 p.m.
11	TEXAS A&M*	6 p.m.
12	TEXAS A&M*	1 p.m.
13	TEXAS A&M*	Noon
17	at Georgia*	6 p.m.
18	at Georgia*	6 p.m.
19	at Georgia*	1 p.m.
May 22-27	SEC Tournament (Hoover, Ala.)	TBA
June 1-4	NCAA Regionals	
June 8-11	NCAA Super Regionals	
June 16-28	College World Series (Omaha, Neb.)	

All times Central; Home game in BOLD; \* - SEC Game

## FEBRUARY 21 vs. ARIZONA WILDCATS | SAN DIEGO, CALIF.



### ARIZONA WILDCATS

Record	3-0
Ranking	NR
Last Season	38-21
Head Coach	Jay Johnson
Career Record	189-92 (6th season)
Record at Arizona	90-40 (3rd Season)



### ARKANSAS RAZORBACKS

Record	3-0
Ranking	3
Last Season	45-19
Head Coach	Dave Van Horn
Career Record	1,183-583 (30th season)
Record at Arkansas	598-343 (16th Season)

## SERIES BY THE NUMBERS (2018 STATS)

ARIZONA	OFFENSE	ARKANSAS
.259	Batting Avg.	.398
.376	Slugging Pct.	.713
.374	On-Base Pct.	.552
6	Doubles	10
2	Triples	0
0	Home Runs	8
14	Walks	34
1-of-4	Stolen Bases/Att	2-of-2

ARIZONA	PITCHING/DEFENSE	ARKANSAS
0.67	ERA	1.67
27.0	Innings Pitched	27.0
0	Complete Games	0
2	Saves	1
1.77	Strikeout/Walk Ratio	0.86
.217	Opponent's Avg.	.158
0	Errors	3
3	Double Plays	3

All-time Series: Arizona leads 4-2 | Last 10 Meetings: Arizona leads 4-2

In Tucson, Ariz.: Arizona leads 2-1 | In Omaha, Neb.: Tied 1-1 | In Frisco, Texas: Arizona leads 1-0 | In NCAA Tournament: Tied 1-1

### PROBABLE PITCHERS

WED: ARK LHP Kacey Murphy vs. ARIZ TBA

## RAZORBACK NOTES

**HOGS PLATE 49 RUNS ON BUCKNELL** - Arkansas cruised to a sweep over Bucknell on opening weekend. While the three wins were impressive enough, it was the amount of runs that was astounding. 49 Razorback runs crossed the plate combined over the three games including 32 in Saturday's game two. The 49 runs is the most in the first three games of a season since 1997. The sweep is the team's fifth-straight dating back to 2014, while the 32 runs on Saturday was just one less than the school record for runs scored in a single-game (1984).

**SOOOIEVILLE SLUGGERS YEAR TWO?** - In 2017, Arkansas crushed an SEC-best 83 home runs. It was the most home runs by a Razorback team since 2010. The Hogs picked up where they left off during opening weekend last week, hitting eight homers, including six in Saturday's 32-4 victory over Bucknell. Arkansas currently leads

all SEC teams in home runs and is tops in the nation after week one.

**WELCOME BACK GUYS!** - Multiple Razorbacks who were injured for all of 2017 made their returns last week including: pitchers Isaiah Campbell (bone spurs), Keaton McKinney (elbow), Cody Scroggins (elbow), and infielder Hunter Wilson (leg). Campbell and McKinney were both part of the starting rotation, combining for six innings and nine strikeouts. Campbell was able to earn the game two win, while McKinney was making his first competitive appearance since the 2016 season.

**SHADY GOES ALL OUT TO EARN SEC PLAYER OF THE WEEK** - Carson Shaddy was the Razorbacks' most efficient hitter during the season's first weekend as he totaled an SEC-leading nine RBIs in 12 plate appearances. He was only 4-for-7

## MLB (9)

Name	Years at Arkansas	Club
Brian Anderson	2012-14	Miami
Andrew Benintendi	2014-15	Boston
Logan Forsythe	2006-08	Los Angeles Dodgers
Dallas Keuchel	2007-09	Houston
James McCann	2009-11	Detroit
Blake Parker	2004-06	Los Angeles Angels
Matt Reynolds	2010-12	Washington
Drew Smyly	2009-10	Chicago Cubs
Ryne Stanek	2011-13	Tampa Bay

## AAA (4)

Name	Years at Arkansas	Club
Barrett Astin	2011-13	Louisville (CIN)
Jalen Beeks	2013-14	Pawtucket (BOS)
Brett Eibner	2008-10	Round Rock (TEX)
Dominic Ficociello	2011-13	Toledo (DET)

## AA (3)

Name	Years at Arkansas	Club
D.J. Baxendale	2010-12	Chattanooga (MIN)
Zack Cox	2009-10	Erie (DET)
Andy Wilkins	2008-10	Chattanooga (MIN)

## A-Advanced (4)

Name	Years at Arkansas	Club
Zach Jackson	2014-16	Dunedin (TOR)
Trey Killian	2013-15	Lancaster (COL)
Jacob Morris	2011-13	Winston-Salem (CWS)
Tyler Spoon	2013-15	Salem (BOS)

## A (3)

Name	Years at Arkansas	Club
Michael Bernal	2014-16	Augusta (SF)
Clark Eagan	2014-16	West Virginia (PIT)
Bobby Wernes	2014-15	Asheville (COL)

## A-Short (4)

Name	Years at Arkansas	Club
Cannon Chadwick	2015-17	Brooklyn (NYM)
Tucker Pennell	2015-16	Tri-City (SD)
Trevor Stephan	2017	Staten Island (NYY)
James Teague	2014-16	Aberdeen (BAL)

## Rookie (4)

Name	Years at Arkansas	Club
Josh Alberius	2014-17	GCL Marlins (MIA)
Chad Spanberger	2015-17	Grand Junction (COL)
Dominic Taccolini	2014-17	AZL Padres (SD)
Doug Willey	2016	Orem (LAA)

## RAZORBACK NOTES (CONT'D)

(.571) at the plate, but drew four walks to build up a .750 on-base percentage, which is third best in the league. On Opening Day, Shaddy started 2018 off with a bang, clubbing four RBIs as part of a 1-for-2 day with a home run. The four RBIs were the most for a Razorback on Opening Day since Blake Parker drove in four in 2005 against Dallas Baptist. He finished the weekend with a .571/.750/1.571 slash line, which are all top-10 totals in the SEC. His slugging percentage is good for second in the conference and he was one of eight players in the league to hit two homers in the first three games.

### EARLY RECOGNITION FOR BLAINE KNIGHT -

Razorback junior right-hander Blaine Knight was named a Louisville Slugger Preseason Third Team All-American by Collegiate Baseball Magazine back in December. Knight was one of Arkansas' top arms in 2017, making 16 starts and compiling a 3.28 ERA in 90.2 innings pitched, the second-lowest ERA among Arkansas starting pitchers. His eight wins were good for tops on the team and were the most by an Arkansas pitcher since Chris Oliver had eight in 2014.

### KOCH NAMED PRESEASON ALL-AMERICAN

- Razorback junior catcher Grant Koch was named a Preseason Third Team All-American by D1Baseball.com in January. The Hog backstop was a constant in the lineup last year as he started in nearly every game (63 games), and hit .264 with a career-best 13 home runs and 42 RBIs. His home run total was the seventh most in the conference, most among catchers, and most by a Razorback catcher in the Dave Van Horn era.

### ARKANSAS EARNS TOP 10 PRESEASON RANKINGS IN ALL NATIONAL POLLS -

With the release of the preseason poll from the National College Baseball Writers Association, Arkansas will begin the 2018 season ranked in the top 10 of all the major national polls. The NCBWA placed the Hogs at No. 6 in this week's poll, the same placement as the Perfect Game poll, which is also the lowest of

the six polls. Collegiate Baseball Magazine ranked the Razorbacks at No. 3, their highest since they were ranked No. 1 at the preseason in 2013.

**BRINGING THE NOISE** - For the 13th straight year, Arkansas placed in the top five in the nation in total and average attendance after the 2017 season. With 8,269 fans per game in 39 home games, the Razorbacks continued to draw the fans, finishing third in average attendance. A total of 289,421 fans visited Baum Stadium during the 2017 season, good for second in the country.

### HIGH MARKS IN PRESEASON SEC POLL -

The Razorbacks were picked by the league's head coaches to win the Western Division and finish second overall. In the 27th annual preseason SEC poll, the Hogs picked up 12 of the 14 votes to win the division and one vote to take the league overall.

### FOUR HOGS EARN PRESEASON ALL-SEC MARKS

- Arkansas was one of two schools (Florida) to have four or more players earn a spot on either Preseason All-SEC team. Catcher Grant Koch led all Razorbacks as the lone first-team player, followed by Blaine Knight, Jax Biggers, and Dominic Fletcher, who make up the second team.

### FLETCHER RETURNS TO CAPTAIN OUTFIELD

**AFTER BANNER FRESHMAN SEASON** - After a year where he could be argued as the best hitting freshman in the SEC, centerfielder Dominic Fletcher is back for his sophomore year with the Hogs. Fletcher was named a freshman All-American by the NCBWA and Baseball America in 2017 after hitting .291 with 64 hits, 12 home runs, and 37 RBIs. His 12 long balls were the second most by a Razorback freshman in a season in school history trailing only Zack Cox, who hit 13 in 2009. In last year's season opener, Fletcher became the first Arkansas freshman to homer in his Razorback debut since Andy Wilkins in 2008.

## 2018 SEC STANDINGS

		Conference				Overall			Last 10	Streak
		W	L	Win%	GB	W	L	Win%		
EASTERN	Kentucky	0	0	--	--	4	0	1.000	4-0	W4
	Florida	0	0	--	--	3	0	1.000	3-0	W3
	Georgia	0	0	--	--	2	1	.667	2-1	W1
	Missouri	0	0	--	--	2	1	.667	2-1	L1
	South Carolina	0	0	--	--	2	1	.667	2-1	W2
	Vanderbilt	0	0	--	--	2	1	.667	2-1	W1
	Tennessee	0	0	--	--	1	2	.333	1-2	W1
WESTERN	Alabama	0	0	--	--	3	0	1.000	3-0	W3
	Arkansas	0	0	--	--	3	0	1.000	3-0	W3
	Auburn	0	0	--	--	3	0	1.000	3-0	W3
	Ole Miss	0	0	--	--	3	0	1.000	3-0	W3
	Texas A&M	0	0	--	--	3	0	1.000	3-0	W3
	LSU	0	0	--	--	1	2	.333	1-2	L2
	Mississippi State	0	0	--	--	0	3	.000	0-3	L3

# National Polls

## Baseball America

Week 1 (Feb. 19)

1. Florida	3-0
2. Oregon State	3-0
3. Florida State	3-0
<b>4. Arkansas</b>	<b>3-0</b>
5. Texas Tech	4-0
6. North Carolina	2-1
7. TCU	2-1
8. Kentucky	4-0
9. Stanford	3-0
10. Texas A&M	3-0
11. Clemson	3-0
12. UCLA	3-0
13. Cal State Fullerton	0-3
14. Texas	2-1
15. Virginia	2-1
16. Ole Miss	3-0
17. Southern Miss	3-0
18. Vanderbilt	2-1
19. Louisville	3-0
20. Indiana	2-1
21. South Alabama	3-1
22. LSU	1-2
23. St. John's	3-0
24. UCF	1-2
25. UConn	2-1

## D1Baseball

Week 1 (Feb. 19)

1. Florida	3-0
2. Oregon State	3-0
3. Texas Tech	4-0
<b>4. Arkansas</b>	<b>3-0</b>
5. Florida State	3-0
6. North Carolina	2-1
7. TCU	2-1
8. Kentucky	4-0
9. Ole Miss	3-0
10. Texas A&M	3-0
11. UCLA	3-0
12. Stanford	3-0
13. Vanderbilt	2-1
14. Louisville	3-0
15. Southern Miss	3-0
16. Dallas Baptist	3-0
17. Virginia	2-1
18. South Alabama	3-1
19. Texas	2-1
20. Indiana	2-1
21. Mississippi State	0-3
22. Cal State Fullerton	0-3
23. LSU	1-2
24. Houston	2-1
25. Clemson	3-0

## Perfect Game

Week 1 (Feb. 19)

1. Florida	3-0
2. Oregon State	3-0
3. TCU	2-1
4. Texas Tech	4-0
5. Florida State	3-0
<b>6. Arkansas</b>	<b>3-0</b>
7. North Carolina	2-1
8. Kentucky	3-1
9. Miami	2-1
10. Stanford	3-0
11. Ole Miss	3-0
12. NC State	2-1
13. Louisville	3-0
14. Texas A&M	3-0
15. UCLA	3-0
16. LSU	1-2
17. Indiana	2-1
18. Southern Miss	3-0
19. Houston	2-1
20. Sam Houston St.	2-1
21. Texas	2-1
22. Clemson	3-0
23. Vanderbilt	2-1
24. Oklahoma	1-3
25. Duke	1-2

## USA Today/ESPN

Preseason

1. Florida (26)	52-19
2. Oregon State (4)	56-6
3. Texas Tech (1)	45-17
4. TCU	50-18
5. Florida State	46-23
<b>6. Arkansas</b>	<b>45-19</b>
7. North Carolina	49-14
8. Kentucky	43-23
9. LSU	52-20
10. Vanderbilt	36-25-1
11. Texas A&M	41-23
Cal State Fullerton	39-24
13. Louisville	53-12
14. UCLA	30-27
15. Mississippi State	40-27
16. Stanford	42-16
17. Dallas Baptist	42-21
18. Virginia	43-16
19. Ole Miss	32-25
20. Texas	39-24
21. Clemson	42-21
22. Houston	42-21
23. South Alabama	40-21
24. Miami	32-27
25. NC State	36-25

## Collegiate Baseball

Week 1 (Feb. 19)

1. Florida	3-0
2. Oregon State	3-0
<b>3. Arkansas</b>	<b>3-0</b>
4. Florida State	3-0
5. Texas Tech	4-0
6. Vanderbilt	2-1
7. North Carolina	2-1
8. Kentucky	4-0
9. TCU	2-1
10. Dallas Baptist	3-0
11. UCLA	3-0
12. Clemson	3-0
13. Southern Miss	3-0
14. Stanford	3-0
15. LSU	1-2
16. Virginia	2-1
17. South Alabama	3-1
18. Louisville	3-0
19. Texas	2-1
20. UL-Lafayette	1-2
21. South Carolina	2-1
22. Miami (FL)	2-1
23. Missouri State	3-1
24. NC State	2-1
25. Texas A&M	3-0
26. Auburn	3-0
27. Arizona	3-0
28. Stetson	3-0
29. Ole Miss	3-0
30. Notre Dame	2-1

## NCBWA

Week 1 (Feb. 19)

1. Florida	3-0
2. Oregon State	3-0
3. Texas Tech	4-0
<b>4. Arkansas</b>	<b>3-0</b>
5. Florida State	3-0
6. Kentucky	4-0
7. TCU	2-1
8. North Carolina	2-1
9. Stanford	3-0
10. Texas A&M	3-0
11. Vanderbilt	2-1
12. UCLA	3-0
13. Louisville	3-0
14. Ole Miss	3-0
15. Southern Miss	3-0
16. Clemson	3-0
17. Virginia	2-1
18. Dallas Baptist	3-0
19. Texas	2-1
20. South Alabama	3-1
21. LSU	1-2
22. Cal State Fullerton	0-3
23. Indiana	2-1
24. Houston	2-1
25. Mississippi State	0-3
26. Arizona	3-0
27. St. John's	3-0
28. Miami (FL)	2-1
29. NC State	2-1
30. Oregon	2-1

## Arkansas Week-By-Week in the Polls

	BA	D1	PG	USA TODAY	CB	NCBWA
Preseason	4	4	6	6	3	6
Week 1	4	4	6	6	3	4
Week 2	--	--	--	--	--	--
Week 3	--	--	--	--	--	--
Week 4	--	--	--	--	--	--
Week 5	--	--	--	--	--	--
Week 6	--	--	--	--	--	--
Week 7	--	--	--	--	--	--
Week 8	--	--	--	--	--	--
Week 9	--	--	--	--	--	--
Week 10	--	--	--	--	--	--
Week 11	--	--	--	--	--	--
Week 12	--	--	--	--	--	--
Week 13	--	--	--	--	--	--
Week 14	--	--	--	--	--	--
Week 15	--	--	--	--	--	--
<b>Final</b>	--	--	--	--	--	--

BA - Baseball America

ESPN - USA Today/ESPN

CB - Collegiate Baseball

NCBWA - National Collegiate Baseball Writers Association

PG - Perfect Game

D1 - D1Baseball.com

# Head Coach Dave Van Horn



## PERSONAL

Born: Sept. 17, 1960  
 Hometown: Kansas City, Mo.  
 Alma Mater: Arkansas (1988)  
 Masters of Science: East Texas State Univ. (1992)  
 Wife: Karen  
 Children: Hollan, Mariel  
 Named Head Coach at Arkansas: June 21, 2002

## PLAYING HISTORY

1982-1984 Atlanta Braves Organization  
 1982 MLB Draft: 10th Rd (Braves)  
 1982 Arkansas  
 1980-1981 McLennan (Texas) CC

## COACHING HONORS

2004 SEC Coach of the Year  
 2001 Baseball America National Coach of the Year  
 2001 BIG 12 Coach of the Year  
 2001 ABCA Midwest Region Coach of the Year  
 2000 ABCA Midwest Region Coach of the Year  
 1997 Southland Coach of the Year  
 1995 Southland Coach of the Year  
 1994 NCAA Division II Coach of the Year  
 1994 ABCA Central Region Coach of the Year

## HALL OF FAME

2013 Inducted into Winnetonka HS HOF  
 2012 Inducted into Ban Johnson League HOF  
 2001 Inducted into Central Missouri State HOF

After 15 years as head coach of the Razorback Baseball program, Dave Van Horn has continued to elevate Arkansas into one of the nation's premier teams year in and year out. Over his 15 seasons as head Hog, Van Horn has led Arkansas to four College World Series appearances, 14 NCAA Tournament berths, one Southeastern Conference overall title, three SEC Western Division championships and a total of 595 wins, averaging nearly 40 wins a season.

Ever since returning to his alma mater in 2003 to take over for retiring SEC legend Norm DeBriyn, Van Horn has continued to successfully field nationally competitive teams, while also grooming numerous All-Americans, all-conference and future Major League players.

Under his guidance, 20 Razorbacks have been named All-Americans, 26 as All-SEC players, and 90 have been picked in the MLB Draft. Those draft picks are the third-most among all active head coaches in the SEC.

Van Horn is the second-winningest coach in Arkansas history with 595 wins entering the 2018 season. With five more victories, he will become just the second active SEC head coach with 600 or more victories at their current school.

Including his years at Nebraska, Northwestern State and Central Missouri State, Van Horn has racked up 966 wins at four-year institutions, which is 18th-most among all active coaches. With 34 more victories, he will become one of 12 active coaches with 1,000 or more wins at four-year schools.

DVH AGAINST 2018 OPPONENTS				
	W/L	Home	Away	Neutral
Alabama	27-23	14-7	11-13	2-3
Arizona	0-2	--	--	0-2
Auburn	25-20	12-9	13-11	1-0
Bucknell	5-0	3-0	--	2-0
Florida	22-18	10-3	8-13	4-3
Georgia	20-13	12-6	8-6	0-1
Grambling State	5-0	5-0	--	--
Kent State	1-0	--	--	1-0
Kentucky	19-11	10-5	9-6	--
LSU	17-37	9-5	7-14	1-8
Memphis	7-1	2-0	3-0	2-1
Mississippi State	25-24	13-11	10-11	2-2
Missouri State	17-9	10-7	7-2	--
Ole Miss	21-32	9-15	8-13	4-4
San Diego State	7-1	4-0	3-1	--
South Carolina	20-18	8-7	9-8	3-3
Texas	2-3	--	1-2	1-1
Texas A&M	11-9	5-4	5-5	1-0
Texas Tech	2-0	--	--	2-0
ULM	4-1	4-1	--	--

## VAN HORN'S CAREER NUMBERS

Year	School	Record	Pct.	Conf.	Place	Tourn.	NCAA
1989	Texarkana CC	39-18	.684	NA	NA	NA	--
1990	Texarkana CC	44-14	.759	NA	NA	NA	--
1991	Texarkana CC	45-12	.789	NA	NA	NA	--
1992	Texarkana CC	48-10	.827	NA	1st	NA	--
1993	Texarkana CC	38-18	.678	NA	NA	NA	--
	<i>Totals</i>	<i>214-72</i>	<i>.748</i>	--	--	--	--
1994	Central Missouri State	51-11	.823	15-1	1st (Div.)	1st (4-1)	NCAA DII Champs
	<i>Totals</i>	<i>51-11</i>	<i>.823</i>	<i>15-1</i>	--	<i>1 (4-1)</i>	--
1995	Northwestern State	37-15	.711	19-5	1st	DNP (0-2)	--
1996	Northwestern State	34-27	.557	14-16	2nd (Div.)	2nd (3-2)	--
1997	Northwestern State	35-23	.603	19-9	1st	DNP (0-2)	--
	<i>Totals</i>	<i>106-65</i>	<i>.620</i>	<i>52-30</i>	--	<i>3 (3-6)</i>	--
1998	Nebraska	24-20	.545	10-13	7th	DNQ	DNQ
1999	Nebraska	42-18	.700	16-9	5th	1st (4-0)	NCAA (1-2)
2000	Nebraska	51-17	.750	21-9	2nd	1st (5-1)	NCAA (4-2)
2001	Nebraska	50-16	.758	20-8	1st	1st (4-0)	CWS (5-2)
2002	Nebraska	47-21	.691	16-11	2nd	2nd (3-1)	CWS (5-3)
	<i>Totals</i>	<i>214-92</i>	<i>.699</i>	<i>67-39</i>	--	<i>4 (16-2)</i>	<i>4 (15-9)</i>
2003	Arkansas	35-22	.612	14-16	6th West	T-7th (0-2)	NCAA (1-2)
2004	Arkansas	45-24	.652	19-11	T-1st Overall	4th (2-2)	CWS (6-3)
2005	Arkansas	39-22	.636	13-17	T-5th West	T-7th (0-2)	NCAA (2-2)
2006	Arkansas	39-21	.650	18-12	2nd West	T-7th (0-2)	NCAA (1-2)
2007	Arkansas	43-21	.672	18-12	1st West	2nd (3-1)	NCAA (2-2)
2008	Arkansas	34-24	.586	14-15	4th West	DNQ	NCAA (0-2)
2009	Arkansas	41-24	.631	14-15	4th West	4th (2-2)	CWS (7-2)
2010	Arkansas	43-21	.672	18-12	2nd West	T-7th (0-2)	NCAA (3-3)
2011	Arkansas	40-22	.645	15-15	1st West	T-3rd (2-2)	NCAA (2-2)
2012	Arkansas	46-22	.676	16-14	T-2nd West	T-9th (0-2)	CWS (7-3)
2013	Arkansas	39-22	.639	18-11	2nd West	T-3rd (2-1)	NCAA (2-2)
2014	Arkansas	40-25	.615	16-14	4th West	T-3rd (3-2)	NCAA (2-2)
2015	Arkansas	40-25	.615	17-12	3rd West	T-5th (2-2)	CWS (5-3)
2016	Arkansas	26-29	.473	7-23	7th West	DNQ	DNQ
2017	Arkansas	45-19	.703	18-11	2nd West	2nd (3-2)	NCAA (3-2)
2018	Arkansas	3-0	1.000	--	--	--	--
	<i>Totals</i>	<i>598-343</i>	<i>.634</i>	<i>235-210</i>	--	<i>13 (19-24)</i>	<i>14 (43-32)</i>
<i>Career Totals</i>		<i>1180-583</i>	<i>.669</i>	<i>369-280</i>	--	<i>42-33 (.560)</i>	<i>58-41 (.586)</i>



# Numerical Roster

No.	Player	Pos.	B/T	Yr.	Ht.	Wt.	Hometown/Previous School
3	Jared Gates	INF	L/R	Sr	6-0	190	Wichita, Kan./Iowa Western CC/Wichita Northwest HS
4	Bryce Bonnin	RHP/INF	R/R	Fr	6-1	190	Mont Belvieu, Texas/Barbers Hill HS
5	Jacob Nesbit	INF	R/R	Fr	6-0	175	Coppell, Texas/Coppell HS
6	Hunter Wilson	INF	L/R	R-Jr	5-10	170	Spiro, Okla./Eastern OK St. JC/Stephen F. Austin/Spiro HS
7	Jack Kenley	INF	L/R	So	6-0	180	Germantown, Tenn./Houston HS
8	Eric Cole	OF	S/R	Jr	5-11	195	Southlake, Texas/Southlake Carroll HS
9	Jax Biggers	INF	L/R	Jr	5-11	185	Missouri City, Texas/Cisco JC/Ridge Point HS
10	Easton Murrell	INF	S/R	Fr	6-0	190	Prosper, Texas/Prosper HS
11	Keaton McKinney	RHP	R/R	R-Jr	6-5	225	Ankeny, Iowa/Centennial HS
12	Casey Opitz	C/INF	S/R	Fr	5-11	175	Centennial, Co./Heritage HS
13	Jordan McFarland	INF/OF	R/R	So	6-3	220	Waterloo, Ill./Waterloo HS
14	Cole Turney	OF	L/L	Fr	6-0	225	Richmond, Texas/Fort Bend Travis HS
15	Casey Martin	INF	R/R	Fr	5-11	175	Lonoke, Ark./Lonoke HS
16	Blaine Knight	RHP	R/R	Jr	6-3	165	Bryant, Ark./Bryant HS
17	Luke Bonfield	OF	R/R	Sr	6-3	215	Skillman, N.J./IMG Academy
18	Heston Kjerstad	OF	L/R	Fr	6-3	190	Amarillo, Texas/Randall HS
19	Brady Disher	C/INF	L/R	Fr	6-1	190	Trophy Club, Texas/Byron Nelson HS
20	Carson Shaddy	INF	R/R	R-Sr	5-11	185	Fayetteville, Ark./Fayetteville HS
21	Kacey Murphy	LHP	L/L	Jr	6-0	190	Rogers, Ark./Rogers Heritage HS
22	Ben McClain	OF	L/L	Fr	5-10	185	Lee's Summit, Mo./Lee's Summit West HS
24	Dominic Fletcher	OF	L/L	So	5-9	185	Cypress, Calif./Cypress HS
26	Ryan Drake	INF	R/R	Fr	6-4	190	Grapevine, Texas/Grapevine HS
27	Evan Lee	LHP/OF	R/L	So	6-2	190	Bryant, Ark./Bryant HS
28	Kole Ramage	RHP	R/R	Fr	6-1	185	Southlake, Texas/Southlake Carroll HS
29	Angus Denton	RHP	R/R	So	5-11	160	Beebe, Ark./Beebe HS
31	Caleb Bolden	RHP	R/R	Fr	6-2	170	Texarkana, Texas/Pleasant Grove HS
32	Matt Cronin	LHP	L/L	So	6-2	190	Navarre, Fla./Navarre HS
33	Grant Koch	C	R/R	Jr	6-0	195	Fayetteville, Ark./Fayetteville HS
34	Jake Reindl	RHP	R/R	Jr	6-1	200	Fayetteville, Ark./Shiloh Christian HS
35	Jacob Kostyshock	RHP	R/R	So	6-4	175	O'Fallon, Mo./Francis Howell HS
37	Weston Rogers	LHP	L/L	Jr	6-4	215	Springdale, Ark./Har-Ber HS
44	Derek Ripp	INF	L/R	Fr	6-6	230	Olathe, Kan./St. James Academy HS
45	Kevin Kopps	RHP	R/R	R-So	6-0	195	Sugar Land, Texas/George Ranch HS
46	Barrett Loseke	RHP	R/R	Jr	6-0	180	Tulsa, Okla./Jenks HS
47	Hunter Milligan	LHP	L/L	Fr	6-4	205	Greenbrier, Ark./Greenbrier HS
48	Zack Plunkett	C	R/R	R-Jr	6-2	205	Hurst, Texas/TCU/L.D. Bell HS
55	Isaiah Campbell	RHP	R/R	R-So	6-4	235	Olathe, Kan./Olathe South HS
57	Cody Scroggins	RHP	R/R	R-So	6-0	185	Bentonville, Ark./Bentonville HS
88	Zebulon Vermillion	RHP	L/R	Fr	6-4	185	Prairie Village, Kan./Shawnee Mission East HS
99	Jackson Rutledge	RHP	R/R	Fr	6-8	260	St. Louis, Mo./Rockwood Summit HS

## Coaches and Support Staff

Head Coach:	2 Dave Van Horn, 16th Season (Arkansas, 1988)
Assistant Coach:	40 Wes Johnson, 2nd Season (Arkansas-Monticello, 1994)
Assistant Coach:	30 Nate Thompson, 1st Season (Dallas-Baptist, 2006)
Volunteer Assistant Coach:	25 Craig Parry, 1st Season (South Dakota State, 2008)
Student Asst. Coach:	26 Jake Arledge, 1st Season
Director of Operations:	Clay Goodwin, 11th Season (Arkansas, 2005)
Athletic Trainer:	Corey Wood (East Carolina, 2008)
Strength & Conditioning	Blaine Kinsley (Lenoir-Rhyne, 2010)
Managers:	Sean O'Neil, Cale Petrie, Hayden Sutton, Chandler Tolbert

## Pronunciation Guide

Bryce Bonnin	BON-in
Jacob Nesbit	NEZ-bit
Easton Murrell	Muh-RELL
Heston Kjerstad	KERR-stad
Carson Shaddy	SHAD-eee
Kole Ramage	RAM-midge
Grant Koch	COOK
Jake Reindl	RINE-dull
Jacob Kostyshock	Cost-EE-shock
Barrett Loseke	LOW-ski

# 2018 Overall Statistics



## 2018 Arkansas Baseball Overall Statistics for Arkansas (as of Feb 18, 2018) (All games Sorted by Batting avg)



Record: 3-0 Home: 3-0 Away: 0-0 SEC: 0-0

Player	avg	gp-gs	ab	r	h	2b	3b	hr	rbi	tb	slg%	bb	hp	so	gdp	ob%	sf	sh	sb-att	po	a	e	fld%
18 Heston Kjerstad	.667	3-3	9	5	6	2	0	0	3	8	.889	0	4	0	0	.769	0	0	0-0	4	1	0	1.000
8 Eric Cole	.600	3-3	10	6	6	0	0	1	2	9	.900	5	0	1	0	.733	0	0	1-1	8	0	0	1.000
9 Jax Biggers	.444	3-3	9	4	4	0	0	0	1	4	.444	3	0	0	1	.583	0	0	0-0	2	4	0	1.000
24 Dominic Fletcher	.308	3-3	13	4	4	2	0	1	5	9	.692	1	0	2	0	.357	0	0	0-0	8	0	0	1.000
17 Luke Bonfield	.300	3-3	10	4	3	0	0	1	5	6	.600	2	0	2	0	.417	0	0	0-0	0	0	0	.000
-----																							
7 Jack Kenley	.667	3-0	3	2	2	1	0	0	3	3	1.000	1	1	1	0	.667	1	0	0-0	0	2	0	1.000
6 Hunter Wilson	.600	3-0	5	1	3	1	0	0	2	4	.800	0	0	0	0	.600	0	0	0-0	4	1	0	1.000
20 Carson Shaddy	.571	3-3	7	3	4	1	0	2	9	11	1.571	4	1	2	0	.750	0	0	0-0	0	3	0	1.000
15 Casey Martin	.571	2-1	7	3	4	1	0	1	5	8	1.143	0	1	0	0	.556	1	0	1-1	3	1	1	.800
3 Jared Gates	.500	3-2	6	4	3	2	0	1	5	8	1.333	4	0	0	0	.700	0	0	0-0	3	1	0	1.000
13 Jordan McFarland	.333	1-1	6	5	2	0	0	0	0	2	.333	1	0	0	0	.429	0	0	0-0	0	0	0	.000
33 Grant Koch	.286	3-3	7	4	2	0	0	1	3	5	.714	4	0	2	1	.500	1	0	0-0	20	0	0	1.000
14 Cole Turney	.000	2-0	5	0	0	0	0	0	0	0	.000	0	0	5	0	.000	0	0	0-0	0	0	0	.000
12 Casey Opitz	.000	2-0	4	0	0	0	0	0	0	0	.000	1	0	1	0	.200	0	0	0-0	10	0	0	1.000
27 Evan Lee	.000	2-2	3	1	0	0	0	0	1	0	.000	4	0	0	0	.500	1	0	0-0	12	2	1	.933
48 Zack Plunkett	.000	2-0	3	0	0	0	0	0	0	0	.000	1	0	1	0	.250	0	0	0-0	4	0	0	1.000
10 Easton Murrell	.000	2-0	1	3	0	0	0	0	1	0	.000	3	1	0	0	.800	0	0	0-0	1	0	1	.500
Totals	.398	3	108	49	43	10	0	8	45	77	.713	34	8	17	2	.552	4	0	2-2	81	17	3	.970
Opponents	.158	3	95	7	15	3	0	0	6	18	.189	10	0	31	2	.238	0	0	0-0	72	25	3	.970

LOB - Team (33), Opp (17). DPs turned - Team (3), Opp (3). Picked off - H. Kjerstad 1.

### (All games Sorted by Earned run avg)

Player	era	w-l	app	gs	cg	sho	sv	ip	h	r	er	bb	so	2b	3b	hr	b/avg	wp	hp	bk	sfa	sha
16 Blaine Knight	0.00	1-0	1	1	0	0/0	0	5.0	0	0	0	2	4	0	0	0	.000	0	0	0	0	0
31 Caleb Bolden	0.00	0-0	1	0	0	0/0	0	3.0	2	0	0	1	0	0	0	0	.200	0	0	0	0	0
55 Isaiah Campbell	2.25	1-0	1	1	0	0/0	0	4.0	3	1	1	2	7	1	0	0	.200	1	0	0	0	0
-----																						
99 Jackson Rutledge	0.00	0-0	1	0	0	0/0	0	2.0	1	0	0	1	4	0	0	0	.143	0	0	0	0	0
28 Kole Ramage	0.00	0-0	1	0	0	0/0	0	2.0	1	0	0	0	4	0	0	0	.143	0	0	0	0	0
32 Matt Cronin	0.00	1-0	1	0	0	0/0	0	1.0	1	0	0	0	1	1	0	0	.250	0	0	0	0	0
57 Cody Scroggins	0.00	0-0	1	0	0	0/0	0	1.0	0	0	0	0	2	0	0	0	.000	0	0	0	0	0
34 Jake Reindl	0.00	0-0	1	0	0	0/0	1	1.0	1	0	0	0	1	1	0	0	.250	0	0	0	0	0
35 Jacob Kostyshock	0.00	0-0	1	0	0	0/0	0	1.0	0	0	0	0	2	0	0	0	.000	0	0	0	0	0
47 Hunter Milligan	0.00	0-0	1	0	0	0/0	0	1.0	0	0	0	0	0	0	0	0	.000	0	0	0	0	0
46 Barrett Loseke	0.00	0-0	1	0	0	0/0	0	1.0	0	0	0	0	2	0	0	0	.000	0	0	0	0	0
4 Bryce Bonnini	0.00	0-0	1	0	0	0/0	0	1.0	1	2	0	0	1	0	0	0	.200	0	0	0	0	0
11 Keaton McKinney	4.50	0-0	1	1	0	0/0	0	2.0	1	1	1	2	2	0	0	0	.167	0	0	0	0	0
27 Evan Lee	9.00	0-0	1	0	0	0/0	0	1.0	1	1	1	2	0	0	0	0	.250	0	0	0	0	0
88 Zebulon Vermillion	18.00	0-0	1	0	0	0/0	0	1.0	3	2	2	0	1	0	0	0	.500	1	0	0	0	0
Totals	1.67	3-0	3	3	0	0/0	1	27.0	15	7	5	10	31	3	0	0	.158	2	0	0	0	0
Opponents	17.62	0-3	3	3	0	0/0	0	24.0	43	49	47	34	17	10	0	8	.398	6	8	2	4	0

Pickoffs - Team (0), Opp (1).

# 2018 Overall Statistics



## 2018 Arkansas Baseball Games Summary for Arkansas (as of Feb 20, 2018) (All games)



Score by innings	1	2	3	4	5	6	7	8	9	Total
Arkansas	7	13	8	7	0	5	7	2	0	49
Opponents	1	1	0	0	1	0	2	2	0	7

### Record when ...

Overall	3-0	After 6 leading	3-0
Conference	0-0	..... trailing	0-0
Non-Conference	3-0	..... tied	0-0
Home games	3-0	After 7 leading	3-0
Away games	0-0	..... trailing	0-0
Neutral site	0-0	..... tied	0-0
Day games	3-0	After 8 leading	3-0
Night games	0-0	..... trailing	0-0
vs Left starter	1-0	..... tied	0-0
vs Right starter	2-0		
1-Run games	0-0	Hit 0 home runs	0-0
2-Run games	1-0	... 1 home run	2-0
5+Run games	2-0	... 2+ home runs	1-0
Extra innings	0-0		
Shutouts	0-0	Opponent 0 home runs	3-0
		..... 1 home run	0-0
Scoring 0-2 runs	0-0	..... 2+ HRs	0-0
..... 3-5 runs	1-0		
..... 6-9 runs	0-0	Made 0 errors	1-0
..... 10+ runs	2-0	.... 1 error	1-0
		.... 2+ errors	1-0
Opponent 0-2 runs	2-0		
..... 3-5 runs	1-0	Opp. made 0 errors	1-0
..... 6-9 runs	0-0	..... 1 error	1-0
..... 10+ runs	0-0	..... 2+ errors	1-0
Scored in 1st inning	2-0	Out-hit opponent	3-0
Opp. scored in 1st	1-0	Out-hit by opponent	0-0
Scores first	1-0	Hits are tied	0-0
Opp. scores first	2-0		

### Record when team scores:

Runs	0	1	2	3	4	5	6	7	8	9	10+
W-L	0-0	0-0	0-0	1-0	0-0	0-0	0-0	0-0	0-0	0-0	2-0

### Record when opponent scores:

Runs	0	1	2	3	4	5	6	7	8	9	10+
W-L	0-0	1-0	1-0	0-0	1-0	0-0	0-0	0-0	0-0	0-0	0-0

### Record when leading after:

Inn.	1	2	3	4	5	6	7	8
W-L	2-0	2-0	3-0	3-0	3-0	3-0	3-0	3-0

### Record when trailing after:

Inn.	1	2	3	4	5	6	7	8
W-L	0-0	0-0	0-0	0-0	0-0	0-0	0-0	0-0

### Record when tied after:

Inn.	1	2	3	4	5	6	7	8
W-L	1-0	1-0	0-0	0-0	0-0	0-0	0-0	0-0

Current winning streak: 3

Longest winning streak: 3

Longest losing streak: 0

Home attendance : 23205 ( 3 dates avg = 7735 )

Away attendance : 0 ( 0 dates avg = 0 )

Total attendance: 23205 ( 3 dates avg = 7735 )

## #21 KACEY

## MURPHY

LHP • 6-0 • 200 • JUNIOR

ROGERS, ARKANSAS

ROGERS HERITAGE HS



### CAREER HIGHS

Category	High	Opponent (Last)	Date
Innings	7.0	2x (vs. Florida)	5/27/17
Longest Start	7.0	2x (vs. Florida)	5/27/17
Shortest Start	3.0	Alcorn State	3/15/17
Longest Relief	2.1	Missouri St.	5/17/16
Hits	6	Alcorn State	3/15/17
Runs	5	Missouri St.	5/17/16
Earned Runs	4	Missouri St.	5/17/16
Walks	4	New Orleans	3/22/17
Strikeouts	10	Grand Canyon	4/5/17

### CAREER VS. 2018 OPPONENTS

Team	ERA	W-L	G-GS	IP	H	R	ER	BB-K
Arizona	8.18	0-0	1-0	1.1	2	1	1	1-0
Ole Miss	22.50	0-0	1-1	1.2	3	3	3	2-2
ULM	3.60	1-0	1-1	5.0	3	2	2	1-9
Auburn	5.29	0-0	2-0	5.1	6	3	3	0-5
South Carolina	45.00	0-0	1-0	0.2	3	1	1	1-0
Missouri St.	6.92	0-1	4-2	9.1	8	9	7	5-15
Mississippi St.	0.00	0-0	2-0	1.1	0	0	0	0-1
Texas A&M	0.00	0-0	1-0	0.0	1	0	0	1-0

### 2017 HIGHLIGHTS

- Made 19 appearances with 10 starts, compiling a career-best 3.65 ERA over 49.1 innings
- Struck out 68 batters and gave up just 20 earned runs with 21 walks
- His strikeout total was third-best on the team and he was one of only two Hog pitchers to throw a complete game
- Earned five wins on the year, one coming against an SEC opponent in the SEC Tournament (vs. Florida - May 27)
- Against the top-seeded Gators in the SEC Tournament semifinals, he threw a complete seven innings, allowing just two hits and striking out eight
- Earned a win in his first collegiate start, going five innings against ULM (March 8) and striking out nine
- Struck out a career-high 10 batters in four innings against Grand Canyon (April 5), his fourth start of the year
- Pitched a career-high seven innings and gave up just one hit against Memphis (April 19) in North Little Rock, while striking out seven
- Threw 8.2 innings in two starts in the NCAA Fayetteville Regional, allowing five earned runs against Oral Roberts (June 4) and Missouri State (June 5)
- Threw 74 pitches in 3.2 innings in the start against the Golden Eagles and was able to go five innings the next day against the Bears, throwing 81 pitches
- Struck out six or more batters in seven of his 10 starts (vs. ULM - March 8; vs. Alcorn State - March 15; vs. Grand Canyon - April 5; vs. Memphis - April 19; vs. Florida - May 27; vs. Oral Roberts - June 4; vs. Missouri State - June 5)
- Named to SEC Spring Academic Honor Roll.

### MURPHY'S CAREER APPEARANCES

Kacey Murphy 2017 Game-By-Game (Sophomore)  
(19 Appearances, 10 Starts)

Date	Opponent	IP	H	R-ER	BB	K	Result
2/19/17	Miami (Ohio)	1.0	0	0-0	0	1	ND
2/24/17	Bryant	0.1	1	0-0	1	1	ND
3/3/17	vs. #5 Arizona	1.1	2	1-1	1	0	ND
3/8/17	ULM*	5.0	3	2-2	1	9	W, 1-0
3/15/17	Alcorn State*	3.0	6	1-1	1	6	W, 2-0
3/19/17	Mississippi St.	0.1	0	0-0	0	0	ND
3/22/17	New Orleans*	2.2	2	0-0	4	3	ND
3/25/17	at #18 Missouri	0.0	3	3-3	1	0	ND
4/5/17	Grand Canyon*	4.0	5	0-0	0	10	W, 3-0
4/11/17	at Missouri State*	1.2	3	1-1	0	2	ND
4/15/17	Georgia	0.1	1	0-0	1	0	ND
4/19/17	Memphis*	7.0	1	0-0	1	7	W, 4-0
4/23/17	at #10 Auburn	3.1	2	1-1	0	2	ND
4/28/17	Ole Miss*	1.2	3	3-3	2	2	ND
5/13/17	#25 Vanderbilt	1.0	3	3-3	2	2	ND
5/25/17	vs. Mississippi St.	1.0	0	0-0	0	1	ND
5/27/17	vs. Florida*	7.0	2	0-0	3	8	W, 5-0
6/4/17	Oral Roberts*	3.2	4	3-3	1	6	ND
6/5/17	Missouri State*	5.0	2	2-2	2	8	L, 5-1
<b>TOTALS</b>	<b>19 G, 10 GS</b>	<b>49.1</b>	<b>43</b>	<b>20-20</b>	<b>21</b>	<b>68</b>	<b>5-1</b>

Kacey Murphy 2016 Game-By-Game (Freshman)  
(14 Appearances, 0 Starts)

Date	Opponent	IP	H	R-ER	BB	K	Result
2/19/16	Central Michigan	0.1	0	0-0	1	1	ND
2/21/16	Central Michigan	0.2	0	0-0	1	0	ND
2/23/16	Mississippi Valley St.	1.0	1	1-1	1	1	ND
3/4/16	Eastern Illinois	1.0	1	0-0	0	0	ND
3/9/16	Gonzaga	0.1	0	1-1	0	0	ND
3/13/16	Western Illinois	1.2	0	0-0	0	2	ND
3/18/16	at #12 South Carolina	0.2	3	1-1	1	0	ND
3/26/16	Auburn	2.0	4	2-2	0	3	ND
4/3/16	Missouri	0.0	2	2-2	1	0	ND
4/19/16	#25 Creighton	0.2	1	0-0	0	1	ND
4/26/16	#18 Oklahoma St.	0.1	0	0-0	0	1	ND
5/1/16	#2 Texas A&M	0.0	1	0-0	1	0	ND
5/3/16	at Missouri St.	0.2	0	1-0	2	0	ND
5/17/16	Missouri St.	2.1	3	5-4	1	5	ND
<b>TOTALS</b>	<b>14 G, 0 GS</b>	<b>11.2</b>	<b>16</b>	<b>13-11</b>	<b>9</b>	<b>14</b>	<b>0-0</b>



# By The Numbers

## RECORD RUNDOWN

Overall .....	3-0
vs. Top-5 Teams .....	0-0
vs. Top-10 Teams .....	0-0
vs. Top-25 Teams .....	0-0
vs. Unranked Teams .....	3-0
At home .....	3-0
On the road .....	0-0
At neutral sites .....	0-0
In day games .....	3-0
In night games .....	0-0
In extra innings .....	0-0
Vs. teams .500 or better .....	0-0
Vs. teams .500 or worse .....	3-0
Vs. left-handed starter .....	1-0
Vs. right-handed starter .....	2-0
When starter receives decision .....	2-0
When reliever receives decision .....	1-0
When starter goes 5+ innings .....	1-0
When starter goes less than 5 innings .....	2-0
When scoring first .....	2-0
When opponent scores first .....	1-0
When leading after 6 innings .....	3-0
When trailing after 6 innings .....	0-0
When tied after 6 innings .....	0-0
When leading after 8 innings .....	3-0
When trailing after 8 innings .....	0-0
When tied after 8 innings .....	0-0
In one-run games .....	0-0
In two-run games .....	1-0
Series W-L-T .....	1-0-0
Series sweeps/times swept .....	1/0
When scoring 0-2 runs .....	0-0
When scoring 3-5 runs .....	1-0
When scoring 6-9 runs .....	0-0
When scoring 10+ runs .....	2-0
Shutouts vs. times shut out .....	0/0
When opponent scores 5 runs or less .....	3-0
When opponent scores 5 runs or more .....	0-0
When collecting 0-3 hits .....	0-0
When collecting 4-6 hits .....	0-0
When collecting 7-9 hits .....	1-0
When collecting 10-12 hits .....	1-0
When collecting 13+ hits .....	1-0
When out-hitting opponent .....	3-0
When out-hit by opponent .....	0-0
When hits are equal .....	0-0
When hitting a home run .....	3-0
When opponent hits a home run .....	0-0
When errorless .....	1-0
When committing one error .....	1-0
When committing 2+ errors .....	1-0
When opponent is errorless .....	1-0
Vs. SEC .....	0-0
Vs. SEC East .....	0-0
Vs. SEC West .....	0-0
Vs. non-conference .....	3-0
Game 1 of weekend series .....	1-0
Game 2 of weekend series .....	1-0
Game 3 of weekend series .....	1-0
In February .....	3-0
In March .....	0-0
In April .....	0-0
In May .....	0-0
In June .....	0-0

## MULTIPLE-HIT GAMES

Name	2	3	4	5+	Total
Eric Cole	1	1	-	-	2
Heston Kjerstad	1	1	-	-	2
Hunter Wilson	1	-	-	-	1
Dominic Fletcher	1	-	-	-	1
Casey Martin	-	-	1	-	1
Carson Shaddy	1	-	-	-	1
Jordan McFarland	1	-	-	-	1
Jax Biggers	1	-	-	-	1
Jared Gates	1	-	-	-	1

## CAREER MULTIPLE-HIT GAMES

Name	2015	2016	2017	2018	Total
Jax Biggers	--	--	23	1	24
Luke Bonfield	--	14	24	--	38
Eric Cole	--	8	15	2	25
Dominic Fletcher	--	--	18	1	19
Jared Gates	--	--	5	1	6
Heston Kjerstad	--	--	--	2	2
Grant Koch	--	7	15	--	22
Carson Shaddy	5	21	15	1	42
Cole Turney	--	--	--	--	--

## MULTIPLE-RBI GAMES

Name	2	3	4	5+	Total
Carson Shaddy	-	-	2	-	2
Casey Martin	-	-	-	1	1
Jared Gates	-	-	1	-	1
Dominic Fletcher	-	-	-	1	1
Grant Koch	-	1	-	-	1
Jack Kenley	1	-	-	-	1
Luke Bonfield	-	1	-	-	1
Heston Kjerstad	1	-	-	-	1

## HITTING STREAKS

Name	CURRENT	2018	CAREER
Jax Biggers	3	3	9
Luke Bonfield	3	3	8
Eric Cole	6	3	12
Dominic Fletcher	3	3	8
Grant Koch	2	2	8
Jordan McFarland	1	1	4
Carson Shaddy	3	3	11
Evan Lee	--	--	4
Jared Gates	--	2	5

## REACHED BASE

Name	CURRENT	2018	CAREER
Jax Biggers	3	3	14
Luke Bonfield	3	3	12
Eric Cole	6	3	12
Dominic Fletcher	3	3	13
Grant Koch	3	3	13
Jared Gates	11	3	9
Carson Shaddy	3	3	19
Jordan McFarland	1	--	5
Evan Lee	2	2	7

## HOME RUNS

Career Home Runs	SOLO	2R	3R	GS	Total
Jax Biggers	3	1	-	-	4
Luke Bonfield	6	8	4	-	18
Eric Cole	4	2	-	-	6
Dominic Fletcher	8	3	2	-	13
Grant Koch	7	4	6	1	18
Jared Gates	3	4	-	-	7
Carson Shaddy	8	8	1	-	17
Casey Martin	-	-	1	-	1

## BREAKDOWN

Total .....	8
At Baum Stadium .....	8
On The Road .....	0
At Neutral Site .....	0
Vs. RHP .....	1
Vs. LHP .....	4
w/ 0 Outs .....	2
w/ 1 Out .....	4
w/ 2 Outs .....	2
Solo .....	3
Two-Run .....	1
Three-Run .....	4
Grand Slam .....	0
Back-To-Back .....	0
Pinch-Hit .....	0
Walk-Off .....	0
Before the 7th Inning .....	7
7th Inning and Beyond .....	1
Opponent Total .....	0
Last HR Given Up .....	N/A
Longest Stretch Without HR Allowed .....	3
Current Streak of No HR Allowed .....	3

## HOME RUN TRACKER

Player	Date	Opp.	On Base-Outs
C. Shaddy	Feb. 16	Bucknell	2-2
L. Bonfield	Feb. 17	Bucknell	2-1
C. Shaddy	Feb. 17	Bucknell	0-1
D. Fletcher	Feb. 17	Bucknell	2-1
G. Koch	Feb. 17	Bucknell	0-2
C. Martin	Feb. 17	Bucknell	2-0
J. Gates	Feb. 17	Bucknell	1-0
E. Cole	Feb. 17	Bucknell	0-1

# By The Numbers

## STARTERS GAME-BY-GAME

Opponent	W-L	IP	H	R	ER	BB	K
Bucknell	W	5.0	0	0	0	2	4
Bucknell	W	4.0	3	1	1	2	7
Bucknell	--	2.0	1	1	1	2	2
vs. Arizona	--	--	--	--	--	--	--
vs. Cal Poly	--	--	--	--	--	--	--
@ SDSU	--	--	--	--	--	--	--
@ San Diego	--	--	--	--	--	--	--
Dayton	--	--	--	--	--	--	--
Dayton	--	--	--	--	--	--	--
USC	--	--	--	--	--	--	--
USC	--	--	--	--	--	--	--
USC	--	--	--	--	--	--	--
Kent State	--	--	--	--	--	--	--
Kent State	--	--	--	--	--	--	--
Kent State	--	--	--	--	--	--	--
Texas	--	--	--	--	--	--	--
Texas	--	--	--	--	--	--	--
Kentucky	--	--	--	--	--	--	--
Kentucky	--	--	--	--	--	--	--
Kentucky	--	--	--	--	--	--	--
vs. Charlotte	--	--	--	--	--	--	--
@ Charlotte	--	--	--	--	--	--	--
@ Florida	--	--	--	--	--	--	--
@ Florida	--	--	--	--	--	--	--
@ Florida	--	--	--	--	--	--	--
vs. Memphis	--	--	--	--	--	--	--
@ Ole Miss	--	--	--	--	--	--	--
@ Ole Miss	--	--	--	--	--	--	--
@ Ole Miss	--	--	--	--	--	--	--
ULM	--	--	--	--	--	--	--
ULM	--	--	--	--	--	--	--
Auburn	--	--	--	--	--	--	--
Auburn	--	--	--	--	--	--	--
Auburn	--	--	--	--	--	--	--
Grambling St.	--	--	--	--	--	--	--
S. Carolina	--	--	--	--	--	--	--
S. Carolina	--	--	--	--	--	--	--
S. Carolina	--	--	--	--	--	--	--
Missouri St.	--	--	--	--	--	--	--
@ Miss. St.	--	--	--	--	--	--	--
@ Miss. St.	--	--	--	--	--	--	--
@ Miss. St.	--	--	--	--	--	--	--
Texas Tech	--	--	--	--	--	--	--
Texas Tech	--	--	--	--	--	--	--
Alabama	--	--	--	--	--	--	--
Alabama	--	--	--	--	--	--	--
Alabama	--	--	--	--	--	--	--
@ LSU	--	--	--	--	--	--	--
@ LSU	--	--	--	--	--	--	--
@ LSU	--	--	--	--	--	--	--
Texas A&M	--	--	--	--	--	--	--
@ Georgia	--	--	--	--	--	--	--
@ Georgia	--	--	--	--	--	--	--
@ Georgia	--	--	--	--	--	--	--

## BULLPEN GAME-BY-GAME

Opponent	W-L-S	IP	H	R	ER	BB	K
Bucknell	--	4.0	2	2	0	0	7
Bucknell	--	5.0	4	3	3	2	5
Bucknell	W-S	7.0	5	0	0	2	6
vs. Arizona	--	--	--	--	--	--	--
vs. Cal Poly	--	--	--	--	--	--	--
@ SDSU	--	--	--	--	--	--	--
@ San Diego	--	--	--	--	--	--	--
Dayton	--	--	--	--	--	--	--
Dayton	--	--	--	--	--	--	--
USC	--	--	--	--	--	--	--
USC	--	--	--	--	--	--	--
USC	--	--	--	--	--	--	--
Kent State	--	--	--	--	--	--	--
Kent State	--	--	--	--	--	--	--
Kent State	--	--	--	--	--	--	--
Texas	--	--	--	--	--	--	--
Texas	--	--	--	--	--	--	--
Kentucky	--	--	--	--	--	--	--
Kentucky	--	--	--	--	--	--	--
Kentucky	--	--	--	--	--	--	--
vs. Charlotte	--	--	--	--	--	--	--
@ Charlotte	--	--	--	--	--	--	--
@ Florida	--	--	--	--	--	--	--
@ Florida	--	--	--	--	--	--	--
@ Florida	--	--	--	--	--	--	--
vs. Memphis	--	--	--	--	--	--	--
@ Ole Miss	--	--	--	--	--	--	--
@ Ole Miss	--	--	--	--	--	--	--
@ Ole Miss	--	--	--	--	--	--	--
ULM	--	--	--	--	--	--	--
ULM	--	--	--	--	--	--	--
ULM	--	--	--	--	--	--	--
Auburn	--	--	--	--	--	--	--
Auburn	--	--	--	--	--	--	--
Auburn	--	--	--	--	--	--	--
Grambling St.	--	--	--	--	--	--	--
S. Carolina	--	--	--	--	--	--	--
S. Carolina	--	--	--	--	--	--	--
S. Carolina	--	--	--	--	--	--	--
Missouri St.	--	--	--	--	--	--	--
@ Miss. St.	--	--	--	--	--	--	--
@ Miss. St.	--	--	--	--	--	--	--
@ Miss. St.	--	--	--	--	--	--	--
Texas Tech	--	--	--	--	--	--	--
Texas Tech	--	--	--	--	--	--	--
Alabama	--	--	--	--	--	--	--
Alabama	--	--	--	--	--	--	--
Alabama	--	--	--	--	--	--	--
@ LSU	--	--	--	--	--	--	--
@ LSU	--	--	--	--	--	--	--
@ LSU	--	--	--	--	--	--	--
Texas A&M	--	--	--	--	--	--	--
@ Georgia	--	--	--	--	--	--	--
@ Georgia	--	--	--	--	--	--	--
@ Georgia	--	--	--	--	--	--	--

## RECORD PER STARTER

Pitcher (Total Starts)	Record
Blaine Knight (1)	1-0
Isaiah Campbell (1)	1-0
Keaton McKinney (1)	0-0

## QUALITY STARTS

Pitcher (Total Starts)	QS	Record
------------------------	----	--------

## RUN SUPPORT

Pitcher (Total Starts)	Runs	Per Start
Blaine Knight (1)	14	14.0
Isaiah Campbell (1)	32	32.0
Keaton McKinney (1)	3	3.0

# Game-By-Game Batting Order

**2018 RECORD:** 3-0 • **HOME:** 3-0 • **AWAY:** 0-0 • **NEUTRAL:** 0-0 • **SEC:** 0-0 • **NCAA TOURNAMENT:** 0-0

Date	Opposing team	1	2	3	4	5	6	7	8	9
Feb. 16, 2018	Bucknell	Biggers	Fletcher	Cole	Bonfield	Kjerstad	Lee	Koch	Gates	Shaddy
Feb. 17, 2018	Bucknell	Biggers	Cole	Fletcher	Bonfield	Koch	Kjerstad	McFarland	Shaddy	Martin
Feb. 18, 2018	Bucknell	Biggers	Fletcher	Cole	Bonfield	Kjerstad	Lee	Koch	Gates	Shaddy

# *Defensive Starting Lineups*

**2018 RECORD:** 3-0 • **HOME:** 3-0 • **AWAY:** 0-0 • **NEUTRAL:** 0-0 • **SEC:** 0-0 • **NCAA TOURNAMENT:** 0-0

<b>Date</b>	<b>Opposing team</b>	<b>C</b>	<b>1B</b>	<b>2B</b>	<b>3B</b>	<b>SS</b>	<b>LF</b>	<b>CF</b>	<b>RF</b>	<b>DH</b>
Feb. 16, 2018	Bucknell	Koch	Lee	Shaddy	Gates	Biggers	Kjerstad	Fletcher	Cole	Bonfield
Feb. 17, 2018	Bucknell	Koch	McFarland	Shaddy	Martin	Biggers	Kjerstad	Fletcher	Cole	Bonfield
Feb. 18, 2018	Bucknell	Koch	Lee	Shaddy	Gates	Biggers	Kjerstad	Fletcher	Cole	Bonfield

## THE LAST TIME AN ARKANSAS PLAYER...

4 Hits in a game ..... Casey Martin vs. Bucknell, Feb. 17, 2018  
 5 Hits in a game ..... Andy Wilkins at No. 9 Oklahoma (Norman Regional), May 31, 2009  
 6 Hits in a game ..... Jeremy Jackson vs. Northeastern (Okla.), April 16, 1997

2 Hits in an inning..... Tyler Spoon and Brian Anderson, at No. 6 South Carolina, March 22, 2013

2 Doubles in a game..... Chad Spanberger vs. Mississippi State (SEC Tourn.), May 26, 2017  
 3 Doubles in a game..... Carson Shaddy vs. Nebraska, March 4, 2017  
 4 Doubles in a game ..... Rodney Nye vs. La. Tech, March 31, 1998  
 2 Triples in a game ..... Jax Biggers vs. Auburn (SEC Tournament), May 25, 2017

Led off a game with a HR ..... Tim Carver vs. Oral Roberts, April 24, 2012  
 2 Home runs in a game ..... Chad Spanberger vs. Florida (SEC Tournament), May 27, 2017  
 3 Home runs in a game ..... Chad Spanberger vs. Auburn (SEC Tournament), May 26, 2017  
 Grand Slam ..... Chad Spanberger vs. Auburn (SEC Tournament), May 26, 2017  
 HR in consecutive AB ..... Chad Spanberger vs. Florida (SEC Tournament), May 27, 2017  
 HR in 4 straight games..... Aaron Murphree vs. OSU, So. Dakota St. & Siena, March 2-8, 2008  
 HR in 5 straight games..... Aaron Murphree vs. OSU, So. Dakota St. & Siena, March 2-8, 2008  
 HR in 6 straight games..... Aaron Murphree vs. OSU, So. Dakota St. & Siena, March 2-9, 2008  
 Pinch-hit home run ..... Chad Spanberger vs. Eastern Illinois, March 5, 2016  
 Inside the park home run..... Eric Cole vs. Miami (Ohio), February 19, 2017  
 Back-to-Back Home Runs ..... Eric Cole & Chad Spanberger vs. Florida (SEC Tourn.), May 27, 2017

4 Runs in a game ..... Luke Bonfield vs. Nebraska, March 4, 2017  
 5 Runs in a game ..... Jordan McFarland vs. Bucknell, Feb. 17, 2018  
 6 Runs in a game ..... Jeremy Jackson vs. Northeastern (Okla.), April 16, 1997

4 RBI in a game ..... Jared Gates and Carson Shaddy vs. Bucknell, Feb. 17, 2018  
 5 RBI in a game..... Dominic Fletcher and Casey Martin vs. Bucknell, Feb. 17, 2018  
 6 RBI in a game ..... Carson Shaddy vs. Grambling State, March 15, 2016  
 7 RBI in a game ..... Chad Spanberger vs. Auburn (SEC Tournament), May 25, 2017  
 8 RBI in a game..... Rodney Nye vs. ORU, April 14, 1999  
 9 RBI in a game ..... Ryan Lundquist vs. Central Missouri St., March 4, 1997

2 Stolen bases in a game..... Carson Shaddy at #14 Ole Miss, April 8, 2016  
 3 Stolen bases in a game..... Andrew Benintendi vs Stephen F. Austin, April 15, 2015  
 4 Stolen bases in a game ..... Logan Forsythe vs. Ole Miss, May 19, 2007  
 Stole home..... Bobby Wernes vs. Ole Miss, March 28, 2015

2 Errors in a game ..... Jax Biggers vs. Mississippi State (SEC Tournament), May 26, 2017  
 3 Errors in a game ..... Bobby Wernes, at LSU, April 12, 2014  
 4 Errors in a game ..... Chris Shaddy vs. TCU, April 27, 1980

9-Inning no-hitter ..... Scott Roehl vs. Kansas St., March 20, 2001  
 9-Inning combined no-hitter ..... Nick Schmidt (6.0), Brian McLelland (1.0) & Devin Collis (2.0)  
 ..... vs. Oklahoma State, February 12, 2006

7-inning combined no-hitter..... D. Taccolini (2.0), M. Cronin (3.0), & J. Alberius (2.)  
 ..... vs. Auburn (SEC Tournament), May 25, 2017

1-Hitter..... Trevor Stephan (7.0) at Tennessee, May 6, 2017  
 1-Hitter combined ..... Kacey Murphy (7.0 IP, 1H), Josh Alberius (2.0 IP, 0 H), vs. Memphis, April 18, 2017  
 2-Hitter..... Kacey Murphy vs. Florida (SEC Tournament), May 27, 2017  
 2-Hitter combined.Loseke (4.0 IP, 1 H), Murphy (1.2 IP, 0 H), Alberius (1.2 IP, 0 H), Harris (0.2 IP, 0 H), Willey (0.2 IP, 1 H), Rodriguez (0.1 IP, 0 H) vs. Western Illinois, March 13, 2016)

3-Hitter..... Ryne Stanek (9.0 IP), at No. 6 South Carolina, March 23, 2013

3-Hitter combinedBlaine Knight (8.0 IP) and Dominic Taccolini (1.0 IP), at Alabama, March 31, 2017

Complete game ..... Kacey Murphy vs. Florida (SEC Tournament), May 27, 2017

Complete-game shutout ..... Kacey Murphy vs. Florida (SEC Tournament), May 27, 2017

10-inning or more start ..... Dominic Taccolini at #12 Kentucky (10 innings), April 22, 2016

Had 10 strikeouts ..... Trevor Stephan at No. 22 Texas A&M, May 18, 2017

Had 11 strikeouts ..... Trevor Stephan vs. No. 25 Vanderbilt, May 12, 2017

Had 12 strikeouts..... Trevor Stephan vs. Oral Roberts (NCAA Regional), June 2, 2017

Had 13 strikeouts..... Trevor Stephan vs. Rhode Island, March 10, 2017

Had 14 strikeouts ..... David Walling vs. South Carolina, May 16, 1999

Had 15 strikeouts ..... Nick Schmidt vs. Auburn, May 18, 2006

Had 16 strikeouts ..... David Walling vs. Eastern Illinois, Feb. 20, 1998

Had 17 strikeouts..... Jess Todd vs. South Carolina (SEC Tournament), May 24, 2007

## THE LAST TIME AN ARKANSAS TEAM...

Scored 10 runs ..... vs. Gonzaga, March 9, 2016  
 Scored 11 runs..... vs. Missouri State (NCAA Regional), June 4, 2017  
 Scored 12 runs..... vs. Auburn (SEC Tournament), May 25, 2017  
 Scored 13 runs..... at Louisiana Tech, March 1, 2017  
 Scored 14 runs ..... vs. Bucknell, Feb. 16, 2018  
 Scored 15 runs..... vs. Nebraska, March 4, 2017  
 Scored 16 runs ..... vs. Florida (SEC Tournament), May 27, 2017  
 Scored 17 runs..... vs. Villanova, February 19, 2012  
 Scored 18 runs ..... vs. Missouri State, June 5, 2015  
 Scored 19 runs ..... vs. Grambling State (Fayetteville Regional), June 4, 2010  
 Scored 20 runs ..... vs. Mississippi Valley State, Feb. 24, 2016  
 Scored 21 runs..... vs. Mississippi Valley State, Feb. 23, 2016  
 Scored 22 runs ..... vs. Louisiana Tech, Feb. 14, 2004  
 Scored 23 runs ..... Never  
 Scored 24 runs ..... Missouri Southern, Feb. 11, 1998  
 Scored 25 runs ..... Missouri Southern, Feb. 4, 2001  
 Scored 26 runs ..... vs. Iowa (in Arlington, Texas), Feb. 14, 1997  
 Scored 27 runs ..... Never  
 Scored 28 runs ..... vs. Wisconsin-Milwaukee (2), Feb. 18, 2007  
 Scored 29 runs ..... Morningside, April 6, 1968  
 Scored 30 runs ..... at South Carolina, March 30, 1997  
 Scored 31-32 runs ..... 32 vs. Bucknell, Feb. 17, 2018  
 Scored 33 + runs ..... 33 vs. Southwest Baptist, March 21, 1984

Had 14 hits ..... vs. Missouri State (NCAA Regional), June 4, 2017  
 Had 15 hits ..... vs. Florida (SEC Tournament), May 27, 2017  
 Had 16 hits ..... vs. ULM, March 7, 2017  
 Had 17 hits ..... at Alabama, March 31, 2017  
 Had 18 hits ..... at No. 28 Missouri State, April 11, 2017  
 Had 19 hits ..... vs. Mississippi Valley State, Feb. 23, 2016  
 Had 20 hits ..... at Mississippi State, April 11, 2010  
 Had 21 hits ..... Kentucky, April 28, 2001  
 Had 22 hits ..... vs. Bucknell, Feb. 17, 2018  
 Had 23 hits ..... Centenary, March 31, 1999  
 Had 24 hits ..... Georgia, March 17, 2001  
 Had 25 hits ..... at Centenary, March 23, 2005  
 Had 26-29 hits ..... 28 at South Carolina, March 30, 1997  
 Had 30 hits ..... vs. Saint Louis, April 7, 2010  
 Had 31+ hits ..... 32 vs. Southwest Baptist, March 21, 1984

Hit four or more home runs in a game ..... 6 - Jared Gates, Luke Bonfield, Carson Shaddy, Dominic Fletcher, Grant. Koch, Casey Martin vs. Bucknell, Feb. 17, 2018

4 Errors in a game ..... at No. 13 LSU, May 7, 2016  
 5 Errors in a game ..... vs. #2 Florida, April 14, 2016  
 6 Errors in a game ..... vs. Eastern Illinois, March 5, 2016  
 7 Errors in a game ..... vs. La. Tech, March 20, 2001

Was Shutout..... vs. LSU, April 9, 2017

Was Shutout Back-to-Back ..... vs. LSU, April 23-24, 2005 (7-0, 6-0)

Held to 1 hit..... vs. Missouri State, May 17, 2016

Held to 2 hits..... vs. Ole Miss, April 27, 2017

Held to 3 hits ..... vs Florida, May 21, 2015 (0-10)

Swept an SEC Home Series (three games) ..... vs. Georgia, April 13-15, 2017

Swept an SEC Road Series (three games)..... at Alabama, April 30-May 2, 2015

Was Swept in SEC Home Series ..... vs. Alabama, May 13-15, 2016

Was Swept in SEC Road Series ..... at No. 13 LSU, May 6-8, 2016

Swept a Non-conference Home Series ..... vs. Bucknell, Feb. 16-18, 2018

Swept a Non-conference Road Series..... at McNeese State, March 23-24, 2010

Was Swept in a Non-conference Home Series ..... Gonzaga, March 10-11, 2015

Was Swept in a Non-conference Road Series ..... at Nebraska, April 16, 2013

Won a Non-conference Home Series..... vs. Alcorn State, March 14-15

Lost a Non-conference Home Series..... vs. South Alabama, February 28-March 1, 2014

Lost a Non-conference Road Series ..... at Nebraska, April 16, 2013

Back-to-Back Shutouts..... UK (1-0) April 22 and UK (2-0) April 22-23, 2016

Most Consecutive Shutouts ..... 4 vs. Wisconsin (March 15-16, 1980)

Shut out an opponent at home ..... vs. Memphis (2-0), April 18, 2017

Shut out an opponent on the road ..... at Tennessee (2-0), May 6, 2017

Shut out an SEC opponent at home ..... vs. South Carolina (7-0), April 5, 2014

Shut out an SEC opponent on the road ..... at No. 22 Texas A&M (8-0), May 20, 2017



# Game-By-Game Hitting

2018 RECORD: 3-0 • HOME: 3-0 • AWAY: 0-0 • NEUTRAL: 0-0 • SEC: 0-0 • NCAA TOURNAMENT: 0-0

Date	Opponent	AB	R	H	RBI	2B	3B	HR	BB	IBB	SB	CS	HBP	SAC	SF	GDP	K	PO	A	E	Avg
Feb 16, 2018	BUCKNELL	35	14	12	12	5	0	1	15	0	0	0	3	0	1	0	8	27	5	2	.343
Feb 17, 2018	BUCKNELL	43	32	22	30	4	0	6	15	0	1	0	3	0	3	0	7	27	2	0	.436
Feb 18, 2018	BUCKNELL	30	3	9	3	1	0	1	4	0	1	0	2	0	0	2	2	27	10	1	.398
<b>Totals</b>		<b>108</b>	<b>49</b>	<b>43</b>	<b>45</b>	<b>10</b>	<b>0</b>	<b>8</b>	<b>34</b>	<b>0</b>	<b>2</b>	<b>0</b>	<b>8</b>	<b>0</b>	<b>4</b>	<b>2</b>	<b>17</b>	<b>81</b>	<b>17</b>	<b>3</b>	<b>.398</b>

# Game-By-Game Pitching

2018 RECORD: 3-0 • HOME: 3-0 • AWAY: 0-0 • NEUTRAL: 0-0 • SEC: 0-0 • NCAA TOURNAMENT: 0-0

Date	Opponent	IP	H	R	ER	BB	SO	2B	3B	HR	WP	BK	HBP	DP	IBB	Score	W	L	SV	ERA
Feb 16, 2018	BUCKNELL	9.0	2	2	0	2	11	0	0	0	0	0	0	1	0	14-2	1	0	0	0.00
Feb 17, 2018	BUCKNELL	9.0	7	4	4	4	12	1	0	0	2	0	0	0	0	32-4	2	0	0	2.00
Feb 18, 2018	BUCKNELL	9.0	6	1	1	4	8	2	0	0	0	0	0	2	0	3-1	3	0	1	1.67
	<b>Totals</b>	<b>27.0</b>	<b>15</b>	<b>7</b>	<b>5</b>	<b>10</b>	<b>31</b>	<b>3</b>	<b>0</b>	<b>0</b>	<b>2</b>	<b>0</b>	<b>0</b>	<b>3</b>	<b>0</b>	<b>49-7</b>	<b>3</b>	<b>0</b>	<b>1</b>	<b>1.67</b>

# Game Highs

## TEAM GAME HIGHS (2017)

### Batting

At bats:	43	vs Bucknell (Feb 17, 2018)
Runs scored:	32	vs Bucknell (Feb 17, 2018)
Hits:	22	vs Bucknell (Feb 17, 2018)
RBI's:	30	vs Bucknell (Feb 17, 2018)
Doubles:	5	vs Bucknell (Feb 16, 2018)
Home runs:	6	vs Bucknell (Feb 17, 2018)
Total bases:	44	vs Bucknell (Feb 17, 2018)
Walks:	15	vs Bucknell (Feb 16, 2018)
	15	vs Bucknell (Feb 17, 2018)
Strikeouts:	8	vs Bucknell (Feb 16, 2018)
Sac flies:	3	vs Bucknell (Feb 17, 2018)
Stolen bases:	1	vs Bucknell (Feb 17, 2018)
	1	vs Bucknell (Feb 18, 2018)
Hit by pitch:	3	vs Bucknell (Feb 16, 2018)
	3	vs Bucknell (Feb 17, 2018)
Runners LOB:	16	vs Bucknell (Feb 16, 2018)
Hit into DP:	3	vs Bucknell (Feb 18, 2018)

### Fielding

Putouts:	27	vs Bucknell (Feb 16, 2018)
	27	vs Bucknell (Feb 17, 2018)
	27	vs Bucknell (Feb 18, 2018)
Assists:	10	vs Bucknell (Feb 18, 2018)
Errors:	2	vs Bucknell (Feb 16, 2018)
DPs turned:	2	vs Bucknell (Feb 18, 2018)

### Pitching

Innings pitched:	9.0	vs Bucknell (Feb 16, 2018)
	9.0	vs Bucknell (Feb 17, 2018)
	9.0	vs Bucknell (Feb 18, 2018)
Runs allowed:	4	vs Bucknell (Feb 17, 2018)
Earned runs:	4	vs Bucknell (Feb 17, 2018)
Walks allowed:	4	vs Bucknell (Feb 17, 2018)
	4	vs Bucknell (Feb 18, 2018)
Strikeouts:	12	vs Bucknell (Feb 17, 2018)
Hits allowed:	7	vs Bucknell (Feb 17, 2018)
Doubles allowed:	2	vs Bucknell (Feb 18, 2018)
Wild pitches:	2	vs Bucknell (Feb 17, 2018)

## INDIVIDUAL GAME HIGHS (2017)

### Batting

At bats:	6	Casey Martin vs Bucknell (Feb 17, 2018)
	6	Jordan McFarland vs Bucknell (Feb 17, 2018)
Runs scored:	5	Jordan McFarland vs Bucknell (Feb 17, 2018)
Hits:	4	Casey Martin vs Bucknell (Feb 17, 2018)
RBI's:	5	Dominic Fletcher vs Bucknell (Feb 17, 2018)
	5	Casey Martin vs Bucknell (Feb 17, 2018)
Doubles:	1	(10 games )
Home runs:	1	(8 games )
Total bases:	8	Casey Martin vs Bucknell (Feb 17, 2018)
Walks:	3	(4 games )
Strikeouts:	3	Cole Turney vs Bucknell (Feb 17, 2018)
Sac flies:	1	(4 games )
Stolen bases:	1	Casey Martin vs Bucknell (Feb 17, 2018)
	1	Eric Cole vs Bucknell (Feb 18, 2018)
Hit by pitch:	2	Heston Kjerstad vs Bucknell (Feb 17, 2018)
Runners LOB:	4	Grant Koch vs Bucknell (Feb 18, 2018)

### Fielding

Putouts:	9	Grant Koch vs Bucknell (Feb 18, 2018)
	9	Evan Lee vs Bucknell (Feb 18, 2018)
Assists:	3	Jax Biggers vs Bucknell (Feb 18, 2018)
Errors:	1	Casey Martin vs Bucknell (Feb 16, 2018)
	1	Easton Murrell vs Bucknell (Feb 16, 2018)
	1	Evan Lee vs Bucknell (Feb 18, 2018)

### Pitching

Innings pitched:	5.0	Blaine Knight vs Bucknell (Feb 16, 2018)
Runs allowed:	2	Bryce Bonnin vs Bucknell (Feb 16, 2018)
	2	Zebulon Vermillion vs Bucknell (Feb 17, 2018)
Earned runs:	2	Zebulon Vermillion vs Bucknell (Feb 17, 2018)
Walks allowed:	2	(4 games )
Strikeouts:	7	Isaiah Campbell vs Bucknell (Feb 17, 2018)
Hits allowed:	3	Zebulon Vermillion vs Bucknell (Feb 17, 2018)
	3	Isaiah Campbell vs Bucknell (Feb 17, 2018)
Doubles allowed:	1	Isaiah Campbell vs Bucknell (Feb 17, 2018)
	1	Jake Reindl vs Bucknell (Feb 18, 2018)
	1	Matt Cronin vs Bucknell (Feb 18, 2018)
Wild pitches:	1	Isaiah Campbell vs Bucknell (Feb 17, 2018)
	1	Zebulon Vermillion vs Bucknell (Feb 17, 2018)

## #4 BRYCE BONNIN • FR • RHP • 6-1 • 190

### CAREER HIGHS

Category	High	Opponent (Last)	Date
Innings	1.0	Bucknell	2/16/18
Longest Start	--	--	--
Shortest Start	--	--	--
Longest Relief	1.0	Bucknell	2/16/18
Hits	1	Bucknell	2/16/18
Runs	2	Bucknell	2/16/18
Earned Runs	--	--	--
Walks	--	--	--
Strikeouts	1	Bucknell	2/16/18

### BONNIN'S CAREER APPEARANCES

Bryce Bonnin Game-By-Game (Freshman)  
(1 Appearances, 0 Starts)

Date	Opponent	IP	H	R-ER	BB	K	Result
2/16/18	Bucknell	1.0	1	2-0	0	1	ND
<b>TOTALS</b>	<b>1 G, 0 GS</b>	<b>1.0</b>	<b>1</b>	<b>2-0</b>	<b>0</b>	<b>1</b>	<b>0-0</b>

## 2018 HIGHLIGHTS

## #32 MATT CRONIN • SO • LHP • 6-2 • 190

### CAREER HIGHS

Category	High	Opponent (Last)	Date
Innings	3.0	2x (vs. Auburn)	5/25/17
Longest Start	--	--	--
Shortest Start	--	--	--
Longest Relief	3.0	2x (vs. Auburn)	5/25/17
Hits	2	3x (vs. Kansas State)	4/25/17
Runs	1	4x (vs. Missouri State)	6/4/17
Earned Runs	1	4x (vs. Missouri State)	6/4/17
Walks	3	vs. Auburn	5/25/17
Strikeouts	6	vs. Auburn	5/25/17

### CRONIN'S CAREER APPEARANCES

Matt Cronin 2018 Game-By-Game (Sophomore)  
(1 Appearances, 0 Starts)

Date	Opponent	IP	H	R-ER	BB	K	Result
2/18/18	Bucknell	1.0	1	0-0	0	1	W, 1-0

Matt Cronin 2017 Game-By-Game (Freshman)  
(15 Appearances, 0 Starts)

Date	Opponent	IP	H	R-ER	BB	K	Result
3/4/17	vs. Nebraska	1.0	0	0-0	0	2	ND
3/8/17	ULM	2.0	0	0-0	2	3	ND
3/15/17	Alcorn State	2.0	2	1-1	0	4	ND
3/22/17	New Orleans	0.0	0	1-1	1	0	ND
4/1/17	at Alabama	1.0	1	0-0	1	1	ND
4/5/17	Grand Canyon	1.0	0	0-0	0	2	ND
4/11/17	at Missouri State	1.2	1	0-0	1	2	W, 1-0
4/18/17	Memphis	1.1	2	0-0	0	2	W, 2-0
4/25/17	vs. Kansas State	3.0	2	0-0	1	5	ND
5/19/17	at No. 22 Texas A&M	0.1	0	0-0	0	0	ND
5/25/17	vs. Auburn	3.0	0	0-0	3	6	W, 3-0
5/28/17	vs. LSU	0.1	0	0-0	0	1	ND
6/2/17	Oral Roberts	0.1	0	0-0	0	1	ND
6/3/17	Missouri State	0.0	0	1-1	1	0	L, 3-1
6/4/17	Missouri State	1.0	0	1-1	2	2	ND
<b>TOTALS</b>	<b>15 G, 0 GS</b>	<b>18.0</b>	<b>8</b>	<b>4-4</b>	<b>12</b>	<b>31</b>	<b>3-1</b>

## 2017 HIGHLIGHTS

- Appeared in 15 games, all out of the bullpen, generating a 3-1 record with a 2.00 ERA, the lowest among all Razorback relief pitchers
- Threw 18.0 innings and struck out 31 batters, while walking only 12 and giving up just four earned runs
- Held opponents to a .136 batting average, lowest among all Arkansas pitchers
- Made five appearances in the postseason, three in the NCAA Fayetteville Regional, holding opponents to no hits and striking out 10
- Combined with Dominic Taccolini and Josh Alberius to throw a seven-inning no-hitter in the SEC Tournament against Auburn (May 25)
- It was the 13th no-hitter in school history and first since 2006
- Struck out a season-high six batters over three innings to earn the victory over the Tigers, while throwing a season-high 71 pitches
- Earned three wins during the season (at Missouri State - April 11; vs. Memphis - April 18; vs. Auburn - May 25)
- Struck out two or more batters in nine appearances, including four or more three times (4 vs. Alcorn State - March 15; 5 vs. Kansas State - April 25; 6 vs. Auburn - May 25).

## #35 JACOB KOSTYSHOCK • SO • RHP • 6-4 • 172

### CAREER HIGHS

Category	High	Opponent (Last)	Date
Innings	2.0	ULM	3/8/17
Longest Start	--	--	--
Shortest Start	--	--	--
Longest Relief	2.0	ULM	3/8/17
Hits	3	Grand Canyon	4/4/17
Runs	3	vs. Nebraska	3/4/17
Earned Runs	3	vs. Nebraska	3/4/17
Walks	3	vs. Nebraska	3/4/17
Strikeouts	2	2x (ULM)	3/8/17

### KOSTYSHOCK'S CAREER APPEARANCES

Jacob Kostyshock 2018 Game-By-Game (Sophomore)  
(1 Appearances, 0 Starts)

Date	Opponent	IP	H	R-ER	BB	K	Result
2/17/18	Bucknell	1.0	0	0-0	0	2	ND
<b>TOTALS</b>	<b>1 G, 0 GS</b>	<b>1.0</b>	<b>0</b>	<b>0-0</b>	<b>0</b>	<b>2</b>	<b>0-0</b>

Jacob Kostyshock 2017 Game-By-Game (Freshman)  
(6 Appearances, 0 Starts)

Date	Opponent	IP	H	R-ER	BB	K	Result
3/4/17	vs. Nebraska	0.2	2	3-3	3	2	ND
3/8/17	ULM	2.0	0	0-0	0	2	ND
3/15/17	Alcorn State	1.0	0	0-0	0	0	ND
4/4/17	Grand Canyon	0.2	3	1-1	0	1	ND
4/13/17	Georgia	0.0	0	0-0	2	0	ND
4/25/17	vs. Kansas State	1.0	1	0-0	1	1	W, 1-0
<b>TOTALS</b>	<b>6 G, 0 GS</b>	<b>5.2</b>	<b>6</b>	<b>4-4</b>	<b>6</b>	<b>6</b>	<b>1-0</b>

### 2017 HIGHLIGHTS

- Appeared in six games, earning one victory
- Threw 5.1 innings with just four hits allowed and six strikeouts
- Made his debut against Nebraska (March 4) at the Frisco College Classic, throwing 0.2 innings
- Earned first collegiate victory came against Kansas State (April 25) at Kauffman Stadium
- Threw the final inning against the Wildcats, striking out one, to secure the 6-5 win
- Totaled two or more strikeouts in an outing twice (vs. Nebraska - March 4; vs. ULM - March 8)
- His best outing came against ULM, holding the Warhawks hitless over

## #27 EVAN LEE • SO • LHP • 6-2 • 190

### CAREER HIGHS

Category	High	Opponent (Last)	Date
Innings	2.1	vs. #30 Oklahoma St.	3/5/17
Longest Start	1.0	at Louisiana Tech	3/1/17
Shortest Start	1.0	at Louisiana Tech	3/1/17
Longest Relief	2.1	vs. #30 Oklahoma St.	3/5/17
Hits	3	2x (at #10 Auburn)	4/23/17
Runs	3	at Louisiana Tech	3/1/17
Earned Runs	3	at Louisiana Tech	3/1/17
Walks	1	5x (at #10 Auburn)	4/22/17
Strikeouts	2	7x (Missouri St.)	6/5/17

### LEE'S CAREER APPEARANCES

Evan Lee 2018 Game-By-Game (Sophomore)  
(1 Appearances, 0 Start)

Date	Opponent	IP	H	R-ER	BB	K	Result
2/17/18	Bucknell	1.0	1	1-1	2	0	ND
<b>TOTALS</b>	<b>1 G, 0 GS</b>	<b>1.0</b>	<b>1</b>	<b>1-1</b>	<b>2</b>	<b>0</b>	<b>0-0</b>

Evan Lee 2017 Game-By-Game (Freshman)  
(13 Appearances, 1 Start)

Date	Opponent	IP	H	R-ER	BB	K	Result
2/26/17	Bryant	1.0	0	0-0	0	1	ND
3/1/17	at Louisiana Tech*	1.0	2	3-3	0	0	ND
3/5/17	vs. #30 Oklahoma St.	2.1	1	1-0	1	2	ND
3/15/17	Alcorn State	1.0	0	0-0	1	2	ND
3/17/17	Mississippi St.	0.1	0	0-0	0	0	ND
4/5/17	Grand Canyon	2.0	3	1-1	1	2	ND
4/11/17	at Missouri State	1.0	2	0-0	0	2	ND
4/18/17	Memphis	2.0	0	0-0	1	2	ND
4/22/17	at #10 Auburn	0.1	0	0-0	1	1	ND
4/23/17	at #10 Auburn	1.2	3	2-2	0	2	ND
4/28/17	Ole Miss	1.0	0	0-0	0	0	S, 1
5/18/17	at No. 22 Texas A&M	0.1	0	0-0	0	0	ND
5/25/17	vs. Mississippi St.	0.0	0	0-0	1	0	ND
6/4/17	Missouri State	0.1	0	0-0	0	1	S, 2
6/5/17	Missouri State	0.2	0	0-0	0	2	ND
<b>TOTALS</b>	<b>13 G, 1 GS</b>	<b>15.0</b>	<b>12</b>	<b>7-6</b>	<b>6</b>	<b>17</b>	<b>0-0 (2 SV)</b>

### 2017 HIGHLIGHTS

- Appeared in 18 games as an outfielder or designated hitter, while also making 15 appearances on the mound
- Hit .333 with three doubles and eight RBIs
- Also totaled a .451 on-base percentage as he reached base via seven walks and two hit by pitches
- Played in six conference games with two starts (vs. Georgia - April 15; vs. Ole Miss - April 28), hitting .222
- Scored the game-winning run to help Arkansas beat Georgia, 5-4 in 10 innings
- After reaching base earlier in the inning in a pinch hit appearance, he was able to score from second on a sacrifice bunt attempt and two Georgia errors
- Totaled four multi-hit games, including one three-hit game against Grand Canyon (April 4)
- Went 3-for-5 with two runs scored and one double in that game
- Was one of three Razorback freshman (Dominic Fletcher, Jordan McFarland) to have at least one game with three hits or more
- Also had two games with two RBIs or more (vs. Nebraska - March 4; vs. Kansas State - April 25)
- Against Kansas State, he hit a go-ahead two-RBI single in the fifth inning as the pinch hitter and later scored
- In one inning of work during the postseason, he struck out three batters, two against Missouri State (June 5) in the NCAA Regional final



## #28 KOLE RAMAGE • FR • RHP • 6-1 • 201

### CAREER HIGHS

Category	High	Opponent (Last)	Date
Innings	2.0	Bucknell	2/16/18
Longest Start	--	--	--
Shortest Start	--	--	--
Longest Relief	2.0	Bucknell	2/16/18
Hits	1	Bucknell	2/16/18
Runs	--	--	--
Earned Runs	--	--	--
Walks	--	--	--
Strikeouts	4	Bucknell	2/16/18

### RAMAGE'S CAREER APPEARANCES

Kole Ramage 2018 Game-By-Game (Freshman)  
(1 Appearances, 0 Starts)

Date	Opponent	IP	H	R-ER	BB	K	Result
2/16/18	Bucknell	2.0	1	0-0	0	4	ND
<b>TOTALS</b>	<b>1 G, 0 GS</b>	<b>2.0</b>	<b>1</b>	<b>0-0</b>	<b>0</b>	<b>4</b>	<b>0-0</b>

### 2017 HIGHLIGHTS

- Made his first collegiate appearance against Bucknell, pitching two innings with four strikeouts in seven batters faced.

## #46 BARRETT LOSEKE • JR • RHP • 6-0 • 180

### CAREER HIGHS

Category	High	Opponent (Last)	Date
Innings	4.2	Rhode Island	3/10/17
Longest Start	4.0	2x (at S. Carolina)	3/19/16
Shortest Start	1.0	at Ole Miss	4/10/16
Longest Relief	4.2	Rhode Island	3/10/17
Hits	4	2x (Bryant)	2/26/17
Runs	3	5x (Missouri State)	6/4/17
Earned Runs	3	4x (Memphis)	4/18/17
Walks	3	4x (Memphis)	4/18/17
Strikeouts	7	at Louisiana Tech	3/1/17

### LOSEKE'S CAREER APPEARANCES

Barrett Loseke 2018 Game-By-Game (Junior)  
(1 Appearances, 0 Starts)

Date	Opponent	IP	H	R-ER	BB	K	Result
2/16/18	Bucknell	1.0	0	0-0	0	2	ND
<b>TOTALS</b>	<b>1 G, 0 GS</b>	<b>1.0</b>	<b>0</b>	<b>0-0</b>	<b>0</b>	<b>2</b>	<b>0-0</b>

Barrett Loseke 2017 Game-By-Game (Sophomore)  
(15 Appearances, 2 Starts)

Date	Opponent	IP	H	R-ER	BB	K	Result
2/19/17	Miami (Ohio)	1.0	0	0-0	2	2	ND
2/26/17	Bryant	2.1	4	3-3	2	3	ND
3/1/17	at Louisiana Tech	4.0	1	0-0	1	7	W, 1-0
3/10/17	Rhode Island	4.2	3	0-0	0	3	W, 2-0
3/18/17	Mississippi St.	0.0	0	0-0	1	0	ND
3/22/17	New Orleans	3.1	1	0-0	1	4	W, 3-0
3/26/17	at #18 Missouri	0.1	3	2-2	1	0	ND
4/5/17	Grand Canyon*	2.0	0	0-0	2	2	ND
4/7/17	#13 LSU	1.0	3	0-0	0	1	ND
4/11/17	at Missouri State	1.0	1	2-2	1	1	ND
4/13/17	Georgia	1.2	0	0-0	1	2	ND
4/18/17	Memphis*	3.0	3	3-3	3	2	ND
4/23/17	at #10 Auburn	0.1	1	0-0	0	0	ND
4/25/17	vs. Kansas State	0.1	1	2-2	1	0	ND
6/4/17	Missouri State	0.2	2	3-0	1	1	ND
<b>TOTALS</b>	<b>15 G, 2 GS</b>	<b>25.2</b>	<b>23</b>	<b>15-12</b>	<b>17</b>	<b>28</b>	<b>3-0</b>

Barrett Loseke 2016 Game-By-Game (Freshman)  
(17 Appearances, 6 Starts)

Date	Opponent	IP	H	R-ER	BB	K	Result
2/20/16	Central Michigan	0.1	1	0-0	0	0	ND
2/23/16	Mississippi Valley St.	2.0	1	0-0	0	3	ND
2/28/16	vs. #23 Texas Tech	1.1	2	0-0	3	3	ND
3/9/16	Gonzaga	3.0	1	0-0	1	1	ND
3/13/16	Western Illinois*	4.0	1	0-0	1	4	W, 1-0
3/19/16	at #12 South Carolina*	4.0	3	2-2	3	3	ND
3/27/16	Auburn*	2.2	4	1-1	1	2	ND
4/3/16	Missouri*	3.1	2	3-3	1	4	L, 1-1
4/10/16	at #14 Ole Miss*	1.0	2	3-3	2	3	L, 1-2
4/12/16	ULM	1.0	1	0-0	0	1	ND
4/16/16	#2 Florida	0.2	0	0-0	3	2	ND
4/26/16	#18 Oklahoma St.	1.0	0	0-0	1	0	ND
4/30/16	#2 Texas A&M-2	3.2	2	0-0	0	4	ND
5/6/16	at #13 LSU	0.0	0	0-0	2	0	ND
5/8/16	at #13 LSU	1.2	1	0-0	1	2	ND
5/17	Missouri St.*	2.0	2	2-2	1	1	L, 1-3
5/20/16	at #4 Mississippi St.	1.0	1	0-0	0	2	ND
<b>TOTALS</b>	<b>17 G, 6 GS</b>	<b>32.2</b>	<b>24</b>	<b>11-11</b>	<b>20</b>	<b>35</b>	<b>1-3</b>

### 2018 HIGHLIGHTS

## #34 JAKE REINDL • JR • RHP • 6-1 • 200

### CAREER HIGHS

Category	High	Opponent (Last)	Date
Innings	6.1	Ole Miss	4/28/17
Longest Start	--	--	--
Shortest Start	--	--	--
Longest Relief	6.1	Ole Miss	4/28/17
Hits	6	Ole Miss	4/28/17
Runs	2	3x (Missouri St.)	6/4/17
Earned Runs	2	2x (Missouri St.)	6/4/17
Walks	3	Ole Miss	4/28/17
Strikeouts	6	2x (#25 Vanderbilt)	5/14/17

### REINDL'S CAREER APPEARANCES

#### Jake Reindl 2018 Game-By-Game (Junior) (1 Appearances, 0 Starts)

Date	Opponent	IP	H	R-ER	BB	K	Result
2/18/18	Bucknell	1.0	1	0-0	0	1	S, 1

#### Jake Reindl 2017 Game-By-Game (Sophomore) (24 Appearances, 0 Starts)

Date	Opponent	IP	H	R-ER	BB	K	Result
2/17/17	Miami (Ohio)	3.0	2	0-0	0	3	ND
2/24/17	Bryant	0.1	1	2-2	1	0	ND
3/1/17	at Louisiana Tech	2.0	3	0-0	0	2	ND
3/5/17	vs. #14 Oklahoma St.	0.0	0	0-0	1	0	ND
3/14/17	Alcorn State	2.1	4	1-1	1	1	ND
3/22/17	New Orleans	0.2	2	1-1	1	1	ND
3/25/17	at #18 Missouri	2.2	2	0-0	0	4	ND
4/1/17	at Alabama	2.2	0	0-0	0	5	ND
4/4/17	Grand Canyon	2.1	0	0-0	0	1	ND
4/9/17	#13 LSU	5.2	2	1-1	0	5	ND
4/14/17	Georgia	2.0	1	0-0	2	1	W, 1-0
4/18/17	Memphis	1.2	3	4-4	0	0	ND
4/22/17	at #10 Auburn	3.0	2	0-0	1	6	S, 1
4/25/17	vs. Kansas State	1.1	1	0-0	1	1	ND
4/28/17	Ole Miss	6.1	6	1-1	3	5	W, 2-0
5/4/17	at Tennessee	0.1	2	2-0	1	0	L, 2-1
5/12/17	#25 Vanderbilt	0.0	0	0-0	1	0	ND
5/14/17	#25 Vanderbilt	4.1	3	0-0	0	6	S, 2
5/18/17	at No. 22 Texas A&M	2.0	1	1-1	1	2	W, 3-1
5/25/17	vs. Mississippi St.	1.0	1	1-0	1	1	ND
5/26/17	vs. Mississippi St.	2.1	0	0-0	0	1	ND
6/3/17	Missouri State	1.0	0	0-0	1	0	ND
6/4/17	Oral Roberts	2.1	0	0-0	0	3	S, 3
6/4/17	Missouri State	1.1	3	2-2	0	1	W, 4-1
<b>TOTALS</b>	<b>24 G, 0 GS</b>	<b>50.2</b>	<b>39</b>	<b>16-13</b>	<b>16</b>	<b>49</b>	<b>4-1 (3 SV)</b>

#### Jake Reindl 2016 Game-By-Game (Freshman) (6 Appearances, 0 Starts)

Date	Opponent	IP	H	R-ER	BB	K	Result
2/24/16	Mississippi Valley St.	1.0	0	0-0	0	2	ND
3/9/16	Gonzaga	0.1	2	2-2	0	0	ND
3/15/16	Grambling St.	1.0	1	0-0	0	0	ND
5/17/16	Missouri St.	1.0	1	0-0	0	1	ND
5/19/16	at #4 Mississippi St.	0.2	0	0-0	0	1	ND
<b>TOTALS</b>	<b>6 G, 0 GS</b>	<b>5.0</b>	<b>6</b>	<b>3-3</b>	<b>0</b>	<b>5</b>	<b>0-0</b>

### 2017 HIGHLIGHTS

- Made 24 appearances out of the bullpen to compile a 2.31 ERA and a 4-1 record
- He gave up just 13 earned runs over 50.2 innings, the most innings among Razorback relievers
- Struck out 49 batters, tying for the most among all Arkansas relievers
- In conference play, he was even better, throwing 29.0 innings and giving up just three earned runs for a 0.93 ERA, best in the SEC
- 34 of his 49 strikeouts came against conference opponents and he held league players to a .188 batting average

- Gave up more than two runs in an outing only once (vs. Memphis - April 18) and had 13 total scoreless outings
- Notched five or more strikeouts five times with a career-high six strikeouts coming against Vanderbilt (May 14)
- Matched the high strikeout total earlier in the year at No. 10 Auburn (April 22) over just three innings
- Was effective against Ole Miss (April 28), going a career-long 6.1 innings out of the bullpen, scattering six hits, allowing one run, and striking out five
- Gave up just one unearned run and one hit during the SEC Tournament in 3.1 innings, all against Mississippi State
- Named to 2017 SEC Spring Academic Honor Roll.

## #37 WESTON ROGERS • JR • LHP • 6-4 • 218

### CAREER HIGHS

Category	High	Opponent (Last)	Date
Innings	4.0	Grambling St.	3/16/16
Longest Start	4.0	Grambling St.	3/16/16
Shortest Start	1.2	Gonzaga	3/9/16
Longest Relief	2.0	2x (Ok. St.)	4/26/16
Hits	5	Bryant	2/25/17
Runs	4	Bryant	2/25/17
Earned Runs	4	Bryant	2/25/17
Walks	2	4x (at #10 Auburn)	4/21/17
Strikeouts	4	2x (at Missouri St.)	5/3/16

### ROGERS' CAREER APPEARANCES

Weston Rogers 2017 Game-By-Game (Sophomore)  
(12 Appearances, 0 Starts)

Date	Opponent	IP	H	R-ER	BB	K	Result
2/18/17	Miami (Ohio)	1.0	0	0-0	0	1	ND
2/25/17	Bryant	1.1	5	4-4	0	3	ND
2/28/17	at Louisiana Tech	0.0	1	1-0	0	0	ND
3/4/17	vs. Nebraska	1.0	0	0-0	2	1	ND
3/14/17	Alcorn State	1.1	2	0-0	0	2	ND
3/22/17	New Orleans	1.1	0	0-0	0	1	ND
4/4/17	Grand Canyon	3.0	2	1-1	0	3	W, 1-0
4/11/17	Missouri State	0.2	0	0-0	0	0	ND
4/13/17	Georgia	1.1	2	3-3	2	2	ND
4/21/17	at #10 Auburn	0.0	0	2-2	2	0	ND
4/25/17	vs. Kansas State	0.2	0	0-0	1	0	ND
6/4/17	Missouri State	1.0	1	0-0	1	1	ND
<b>TOTALS</b>	<b>12 G, 0 GS</b>	<b>12.2</b>	<b>13</b>	<b>11-10</b>	<b>8</b>	<b>14</b>	<b>1-0</b>

Weston Rogers 2016 Game-By-Game (Freshman)  
(11 Appearances, 5 Starts)

Date	Opponent	IP	H	R-ER	BB	K	Result
2/24/16	Mississippi Valley St.*	2.0	1	0-0	0	4	W, 1-0
2/28/16	vs. #23 Texas Tech	0.1	2	0-0	0	0	ND
3/2/16	Louisiana Tech*	2.2	3	2-2	1	1	ND
3/5/16	Eastern Illinois	1.1	0	0-0	0	3	ND
3/9/16	Gonzaga*	1.2	2	2-2	1	1	ND
3/16/16	Grambling St.*	4.0	3	2-2	0	2	ND
4/19/16	#25 Creighton	2.0	1	0-0	0	1	ND
4/26/16	#18 Oklahoma St.	2.0	2	2-2	2	1	ND
4/30/16	#2 Texas A&M-2	0.0	1	0-0	0	0	ND
5/3/16	at Missouri St.*	3.0	3	3-3	1	4	L, 1-1
5/8/16	at #13 LSU	1.0	2	2-2	1	0	ND
<b>TOTALS</b>	<b>11 G, 5 GS</b>	<b>20.0</b>	<b>20</b>	<b>13-13</b>	<b>6</b>	<b>17</b>	<b>1-1</b>

### 2017 HIGHLIGHTS

- Appeared in 12 games, two against SEC opponents and one in the NCAA Fayetteville Regional
- Threw 12.2 innings, striking out 14 and held opponents to a .260 average
- Earned one victory after three innings of work against Grand Canyon (April 4), giving up just one earned run on two hits with three strikeouts
- Threw a season-high 43 pitches in that appearance
- Totaled six outings without giving up a hit against Miami (Ohio) (Feb. 18), Nebraska (March 4), New Orleans (March 22), at Missouri State (April 11), at Auburn (April 21), and vs. Kansas State (April 25)
- In his one appearance in the postseason, he threw a scoreless inning against Missouri State (June 4), walking one and striking out one
- Named to the 2017 SEC Spring Academic Honor Roll.

## #57 CODY SCROGGINS • R-SO • RHP • 6-0 • 190

### CAREER HIGHS

Category	High	Opponent (Last)	Date
Innings	1.1	at Louisiana Tech	3/1/17
Longest Start	--	--	--
Shortest Start	--	--	--
Longest Relief	1.1	at Louisiana Tech	3/1/17
Hits	2	at LSU	5/8/16
Runs	1	3x (Bryant)	2/24/17
Earned Runs	1	3x (Bryant)	2/24/17
Walks	1	3x (Bryant)	2/24/17
Strikeouts	2	Bucknell	2/17/18

### SCROGGINS' CAREER APPEARANCES

Cody Scroggins 2018 Game-By-Game (R-Sophomore)  
(1 Appearances, 0 Starts)

Date	Opponent	IP	H	R-ER	BB	K	Result
2/17/18	Bucknell	1.0	0	0-0	0	2	ND
<b>TOTALS</b>	<b>1 G, 0 GS</b>	<b>1.0</b>	<b>0</b>	<b>0-0</b>	<b>0</b>	<b>2</b>	<b>0-0</b>

Cody Scroggins 2017 Game-By-Game (Sophomore)  
(3 Appearances, 0 Starts)

Date	Opponent	IP	H	R-ER	BB	K	Result
2/18/17	Miami (Ohio)	1.0	1	0-0	0	1	ND
2/24/17	Bryant	0.0	1	1-1	1	0	ND
3/1/17	at Louisiana Tech	1.1	1	0-0	0	0	ND
<b>TOTALS</b>	<b>3 G, 0 GS</b>	<b>2.1</b>	<b>3</b>	<b>1-1</b>	<b>1</b>	<b>1</b>	<b>0-0</b>

Cody Scroggins 2016 Game-By-Game (Freshman)  
(4 Appearances, 0 Starts)

Date	Opponent	IP	H	R-ER	BB	K	Result
4/3/16	Missouri	1.0	0	0-0	0	0	ND
4/8/16	at #14 Ole Miss	1.0	0	0-0	1	1	ND
4/15/16	#2 Florida	1.0	1	1-1	1	0	ND
5/8/16	at #13 LSU	0.1	2	1-1	0	0	ND
<b>TOTALS</b>	<b>4 G, 0 GS</b>	<b>3.1</b>	<b>3</b>	<b>2-2</b>	<b>2</b>	<b>1</b>	<b>0-0</b>

### 2017 HIGHLIGHTS

## #9 JAX BIGGERS • JR • INF • 5-11 • 180

### CAREER HIGHS

Category	High	Opponent (Last)	Date
Hits	4	at Louisiana Tech	3/1/17
Runs	3	2x (Bucknell)	2/17/18
Doubles	2	Georgia	4/14/17
Triples	2	vs. Auburn	5/25/17
Home Runs	1	4x (at #22 Texas A&M)	5/18/17
RBI's	3	4x (vs. Florida)	5/27/17
Walks	2	5x (Bucknell)	2/17/18
Stolen Bases	1	3x (Memphis)	4/18/17

### 2017 HIGHLIGHTS

- Appeared in 64 games with 62 starts at shortstop
- Led all Razorback hitters with a .338 average, seventh-highest in the SEC and best among SEC shortstops
- His batting average was the best by a Razorback shortstop since Scott Hode hit .309 in 2005
- Tallied 72 hits, primarily from the ninth spot in the lineup, with 22 extra-base hits and 37 RBIs
- His four triples were good for most on the team and tied for third in the conference
- Walked 30 times and compiled a .423 on-base percentage, best on the team with 100 or more at-bats
- Hit .340 in league play with 33 hits, seven doubles, two home runs, and 13 RBIs
- Finished the year with 23 multi-hit games, second-best among all Arkansas players and 10 multi-RBI games
- Was one of three Razorbacks to notch a four-hit game after going a perfect 4-for-4 with a home run, two runs scored, and two RBIs in a 13-10 win at Louisiana Tech (March 1)
- Had at least one multi-hit performance in seven of 10 SEC series, including a three-hit game against LSU (April 8) and Texas A&M (May 18)
- Led all players in the SEC Tournament (May 25-May 28) with 10 hits, six coming in elimination games against Mississippi State (May 26) and Florida (May 27)
- Turned in two triples in the 12-0 win over Auburn (May 25), setting the SEC Tournament record for triples in a game
- Hit three triples throughout entire tournament, another SEC Tournament record
- Finished the year with five games of three RBIs or more, his last one coming in the first game of the NCAA Regional final against Missouri State (June 4).

## #17 LUKE BONFIELD • SR • OF • 6-3 • 205

### CAREER HIGHS

Category	High	Opponent (Last)	Date
Hits	3	9x (Missouri State)	6/3/17
Runs	4	2x (vs. Nebraska)	3/4/17
Doubles	2	3x (at #10 Auburn)	4/22/17
Triples	1	at Missouri State	4/11/17
Home Runs	1	18x (Bucknell)	2/17/18
RBI's	5	Miss. Valley St.	2/23/16
Walks	4	at LSU	5/7/16
Stolen Bases	1	at #22 Texas A&M	5/18/17

### 2017 HIGHLIGHTS

- Started all 64 games as either the designated hitter or left fielder
- Hit .294 with 73 hits, nine home runs, and 49 RBIs
- Hits, home runs, and RBIs were all career-bests
- Produced a .448 slugging percentage and walked 30 times for a .366 on-base percentage
- Made only one error in 55 chances for a .982 fielding percentage
- Notched 24 multi-hit games to lead all Razorbacks and six games with a career-high three hits
- Also had 15 multi-RBI games, second-most on the team
- Hit .300 for the NCAA Fayetteville Regional with two multi-hit games vs. Missouri State (June 3 and June 4)
- His three hits against the Bears in the regional semifinals tied a career-high
- Had a season-long seven-game hitting streak running from game two against Alcorn State (March 15) through game two at No. 18 Missouri (March 25)
- During the seven-game streak, he went 13-for-27 (.481) with five multi-hit games, five RBIs, and two home runs
- Tied a career-high two doubles at No. 10 Auburn (April 22), part of a 2-for-3 game with one RBI
- Stole his first career base at No. 22 Texas A&M (May 18)
- Notched the walk-off single in the bottom of the ninth against Rhode Island (March 10) to help claim Arkansas' fourth series win of the year
- Went 2-for-5 in that game with the lone winning RBI against the Rams
- Won SEC Player of the Week honors after hitting .400 for the week against Missouri State (April 11) and Georgia (April 13-15) with two home runs and 11 RBIs over a four-game span
- Went 5-for-14 (.357) at the plate against Georgia with four of those hits coming with runners on base and three with two outs
- Hit final home run of the season in the first inning against Mississippi State (May 25) in the SEC Tournament, one of 10 home runs hit by the Hogs during the tournament.

## #8 ERIC COLE • JR • OF • 5-11 • 195

### CAREER HIGHS

Category	High	Opponent (Last)	Date
Hits	4	Georgia	4/14/17
Runs	3	3x (Bucknell)	2/17/18
Doubles	2	at #22 Texas A&M	5/19/17
Triples	1	at Missouri St.	5/3/16
Home Runs	1	5x (Bucknell)	2/18/18
RBI's	2	10x (Missouri State)	6/4/17
Walks	3	Bucknell	2/17/18
Stolen Bases	1	6x (Bucknell)	2/18/18

### 2017 HIGHLIGHTS

- Played in 55 games with 51 starts in the outfield or as the designated hitter
- Hit .282 with 58 hits, five home runs, 25 RBIs, and 19 walks
- His 12 doubles were good for fourth-best on the team
- Stole three bases, the third-highest on the team
- Hit even better in SEC play with a .315 average, second-best on the team
- Over 25 games against conference opponents, he slugged .435 and had nine extra-base hits with nine RBIs
- Hit his first career home run, an inside-the-park home run, against Miami (Ohio) (Feb. 19), part of a 1-for-3 day with a career-high three runs scored
- Finished the season with 15 multi-hit games and nine multi-RBI games
- Notched his first four-hit game of his career, going 4-for-5 with a double against Georgia (April 14)
- Went 2-for-4 with a career-high two doubles at No. 22 Texas A&M (May 19)
- Had a career-long 12 game hit streak lasting through final three regular-season series, SEC Tournament, and start of NCAA Regional (May 6-June 2)
- Hit .354 during stretch with four multi-hit games, eight runs scored, three doubles, two home runs, and eight RBIs
- Hit .409 during the SEC Tournament, garnering the second-most hits (9), third-highest slugging percentage (.727), and third-most bases (16) on the team over the five-game span
- His nine hits were the second-most among all players in the field
- Drove in five runs at the conference tournament, four in the semifinals (vs. Florida) and finals (vs. LSU)
- Went 7-for-21 (.300) in the NCAA Fayetteville Regional totaling two hits or more both games of the regional final against Missouri State (June 4-5)
- His seven hits were the most among all players in the regional field
- Had three of Arkansas' five hits in the final game of the season, his fourth game with three hits or more.

## #24 DOMINIC FLETCHER • SO • CF • 5-9 • 188

### CAREER HIGHS

Category	High	Opponent (Last)	Date
Hits	3	6x (vs. Florida)	5/27/17
Runs	3	2x (vs. Florida)	5/27/17
Doubles	1	9x (Bucknell)	2/17/18
Triples	1	Memphis	4/18/17
Home Runs	1	13x (Bucknell)	2/17/18
RBI's	5	Bucknell	2/17/18
Walks	1	11x (Bucknell)	2/16/18
Stolen Bases	1	vs. Kansas State	4/25/17

### 2017 HIGHLIGHTS

- Started 56 games in centerfield
- Hit .291 with 64 hits, 12 home runs, and 37 RBIs
- His 12 long balls were the second most by a Razorback freshman in a season in school history and the most among all freshmen in the conference in 2017
- Hit a home run in his first game against Miami (Ohio) (Feb. 17), the first Arkansas freshman to homer in his Razorback debut since Andy Wilkins in 2008
- Produced a .495 slugging percentage and a .356 on-base percentage
- Struck out just 36 times, the third-lowest among all Arkansas players with 200 or more at-bats
- Was consistent through conference play, hitting .284 in 28 games
- Hit five of his 12 home runs against SEC teams
- Made just three errors in the outfield for a .978 fielding percentage and notched three outfield assists
- Totaled 18 multi-hit games, six with three hits or more
- Also had seven games with two or more RBIs, including two four-RBI games (vs. Memphis - April 18; vs. Florida - May 27) ... Against Memphis, he nearly hit for the cycle, going 3-for-5 at the plate, missing only the home run
- His four RBIs and three runs scored in the game were both season highs
- Matched that performance in the SEC Tournament against the top-seed Florida Gators, going 3-for-4 with four RBIs, one home run, one walk, and three runs scored
- Finished the tournament hitting .350 with six RBIs and four extra-base hits
- Went on to hit .227 in the NCAA Fayetteville Regional, notching at least one hit in four out of five games
- Went 2-for-5 in the first elimination game against Oral Roberts (June 4), with one double
- Had a season-long eight-game hitting streak running from Arkansas' second game of the SEC Tournament (vs. Auburn - May 25) through the first game of the regional final (vs. Missouri State - June 4)
- During the streak, he went 12-for-35 (.343) with three multi-hit games, two home runs, and seven RBIs
- Helped secure a crucial series split at Tennessee (May 6) by hitting a solo home run in the second game of a double header for a 2-0 victory
- Went 5-for-7 (.714) in the rain-shortened series with two home runs against the Volunteers
- Over the final eight games of the regular season, he had 14 hits with six RBIs, and four home runs, helping Arkansas earn a four-seed in the SEC Tournament.



#3 JARED GATES • SR • INF • 6-0 • 190

## CAREER HIGHS

Category	High	Opponent (Last)	Date
Hits	3	2x (#13 LSU)	4/7/17
Runs	2	4x (Bucknell)	2/17/18
Doubles	1	5x (Bucknell)	2/17/18
Triples	--	--	--
Home Runs	1	7x (Bucknell)	2/17/18
RBI's	4	Bucknell	2/17/18
Walks	3	Bucknell	2/16/18
Stolen Bases	--	--	--

## 2017 HIGHLIGHTS

- Played in 37 games with 35 starts, all at third base
- Batted .246 with six home runs, 14 RBI's, 19 runs scored and 11 walks
- Suffered a broken bone in his hand at the start of the year to still be one of six players with six or more home runs last season
- Made only two errors in 56 chances for a .964 fielding percentage
- Hit three of his six home runs in SEC play
- Made his first Division I start against New Orleans (March 22)
- Upon getting his first hit of the season against Alabama (March 31), went 10-for-20 (.500) over a five-game stretch with two home runs, six RBI's, and two walks
- Notched at least one hit in 16 of 21 games from March 31 - May 4
- Finished the season with five multi-hit games and five multi-RBI games
- Had a season-high three hits twice against Alabama (March 31) and No. 13 LSU (April 7)
- Capped the season with a strong showing in the NCAA Fayetteville Regional hitting .333 over four games with four hits, two home runs, and three RBI's
- Hit the go-ahead two-run home run just before 3 a.m. against Missouri State (June 4) to keep Arkansas' season alive and force a deciding regional final game
- Had two of Arkansas' five hits in the regional final against Missouri State (June 5), including a home run and scored both of the Hogs' runs.

#33 GRANT KOCH • JR • C • 6-0 • 205

## CAREER HIGHS

Category	High	Opponent (Last)	Date
Hits	4	Bryant	2/26/17
Runs	3	2x (vs. Nebraska)	3/4/17
Doubles	2	3x (Alcorn State)	3/15/17
Triples	1	2x (Bryant)	2/24/17
Home Runs	1	14x (Bucknell)	2/17/18
RBI's	4	3x (vs. Nebraska)	3/4/17
Walks	3	Bucknell	2/16/18
Stolen Bases	1	Alcorn State	3/14/17

## 2017 HIGHLIGHTS

- Appeared in 63 games, all starts, and hit .264 with a career-best 13 home runs and 42 RBI's
- His home run total was seventh-most in the conference, most among catchers and most by a Razorback catcher in the Dave Van Horn era
- Also hit 14 doubles and one triple with a .498 slugging percentage
- Totaled a .358 on-base percentage coupled with 33 walks, two hit by pitches and one stolen base
- Caught 16 base stealers in 24 attempts (.600), good for third in the SEC
- Hit .270 in conference play with seven home runs and 15 RBI's
- His seven home runs were also a top-10 total in the league
- Finished the season with 15 multi-hit games and 11 multi-RBI games
- His 11 multi-RBI games were good for third on the team
- Had a great 12-game stretch to begin the season as he racked up a .358 average with 18 hits, 18 RBI's, and five home runs, which was the best offensive start to a season by a Razorback catcher since Brady Toops in 2004
- Had two four-RBI games during run (vs. Bryant - Feb. 24; vs. Nebraska - March 4), both career-highs
- Had a career-high four hits on Feb. 26 against Bryant, his only four-hit game of the season
- Against Nebraska, he went 2-for-3 with three runs scored and his first career grand slam
- Hit a home run in back-to-back games against Vanderbilt (May 13-14), one of five Razorbacks to achieve the feat during the season
- Had two hits in the NCAA Fayetteville Regional, both coming in elimination games (vs. Oral Roberts - June 4; vs. Missouri State - June 4)
- Named to 2017 SEC Spring Academic Honor Roll.

**#20 CARSON SHADDY • R-SR • 2B • 5-11 • 185****CAREER HIGHS**

Category	High	Opponent (Last)	Date
Hits	3	10x (#25 Vanderbilt)	5/14/17
Runs	3	2x (Memphis)	4/18/17
Doubles	3	vs. Nebraska	3/4/17
Triples	1	4x (at #18 Missouri)	3/24/17
Home Runs	2	Miss. Valley St.	2/24/16
RBI's	6	Grambling St.	3/15/16
Walks	2	11x (Bucknell)	2/17/18
Stolen Bases	2	at Ole Miss	4/8/16

**2017 HIGHLIGHTS**

- Started 56 games in centerfield
- Hit .291 with 64 hits, 12 home runs, and 37 RBIs
- His 12 long balls were the second most by a Razorback freshman in a season in school history and the most among all freshmen in the conference in 2017
- Hit a home run in his first game against Miami (Ohio) (Feb. 17), the first Arkansas freshman to homer in his Razorback debut since Andy Wilkins in 2008
- Produced a .495 slugging percentage and a .356 on-base percentage
- Struck out just 36 times, the third-lowest among all Arkansas players with 200 or more at-bats
- Was consistent through conference play, hitting .284 in 28 games
- Hit five of his 12 home runs against SEC teams
- Made just three errors in the outfield for a .978 fielding percentage and notched three outfield assists
- Totaled 18 multi-hit games, six with three hits or more
- Also had seven games with two or more RBIs, including two four-RBI games (vs. Memphis - April 18; vs. Florida - May 27) ... Against Memphis, he nearly hit for the cycle, going 3-for-5 at the plate, missing only the home run
- His four RBIs and three runs scored in the game were both season highs
- Matched that performance in the SEC Tournament against the top-seed Florida Gators, going 3-for-4 with four RBIs, one home run, one walk, and three runs scored
- Finished the tournament hitting .350 with six RBIs and four extra-base hits
- Went on to hit .227 in the NCAA Fayetteville Regional, notching at least one hit in four out of five games
- Went 2-for-5 in the first elimination game against Oral Roberts (June 4), with one double
- Had a season-long eight-game hitting streak running from Arkansas' second game of the SEC Tournament (vs. Auburn - May 25) through the first game of the regional final (vs. Missouri State - June 4)
- During the streak, he went 12-for-35 (.343) with three multi-hit games, two home runs, and seven RBIs
- Helped secure a crucial series split at Tennessee (May 6) by hitting a solo home run in the second game of a double header for a 2-0 victory
- Went 5-for-7 (.714) in the rain-shortened series with two home runs against the Volunteers
- Over the final eight games of the regular season, he had 14 hits with six RBIs, and four home runs, helping Arkansas earn a four-seed in the SEC Tournament.

**#18 HESTON KJERSTAD • FR • LF • 6-3 • 203****CAREER HIGHS**

Category	High	Opponent (Last)	Date
Hits	3	Bucknell	2/16/18
Runs	3	Bucknell	2/16/18
Doubles	1	2x (Bucknell)	2/18/18
Triples	--	--	--
Home Runs	--	--	--
RBI's	2	Bucknell	2/17/18
Walks	--	--	--
Stolen Bases	--	--	--

**2018 HIGHLIGHTS**

- Started all three games in LF against Bucknell and led all Razorback hitters with a .667 average.
- Tallied his first collegiate three-hit game on Opening Day.
- Followed it up with a multi-RBI game on Saturday, part of a 2-for-2 day.

## QUICK FACTS

### GENERAL INFORMATION

Location..... Fayetteville, Arkansas  
Founded.....1871  
Enrollment.....27,558  
Nickname.....Razorbacks  
School Colors.....Cardinal (PMS 201) and White  
Conference.....Southeastern (Western Division)  
System President.....Dr. Donald R. Bobbitt (Arkansas, 1980)  
Chancellor.....Dr. Joseph E. Steinmetz (Central Michigan, 1977)  
Athletic Director.....Hunter Yurachek (Guilford College, 1990)  
Faculty Athletic Rep.....Gerald Jordan (Arkansas, 1970)  
Athletics Website.....ArkansasRazorbacks.com  
Ticket Office Phone.....1-800-982-HOGS  
Athletic Department Phone.....(479) 575-6533

### COACHING STAFF

Head Coach.....Dave Van Horn (Arkansas, 1988)  
Record at Arkansas.....595-343 (15 seasons, .634)  
Overall Division I Record.....915-500 (23 seasons, .647)  
Overall as a Head Coach.....1,180-583 (29 seasons, .670)  
Van Horn's DI Postseason App. (Total/at UA).....18/14  
Van Horn's College World Series Appearances.....6  
(Neb: 2001, 2002; Ark: 2004, 2009, 2012, 2015)  
Hitting Coach/Recruiting Coordinator.....  
.....Nate Thompson (Dallas Baptist, 2006)  
Pitching Coach.....Wes Johnson (Arkansas-Monticello, 1994)  
Volunteer Assistant Coach...Craig Parry (South Dakota State, 2008)  
Student Asst. Coach.....Jake Arledge  
.....Harrison Heffley  
Volunteer.....Colby Suggs  
Dir. of Baseball Operations.....Clay Goodwin (Arkansas, 2005)  
Athletic Trainer.....Corey Wood (East Carolina, 2008)  
Strength & Conditioning...Blaine Kinsley (Lenoir-Rhyne, 2010)  
Director of Video and Scouting.....Zach Barr  
Managers.....Sean O'Neil  
.....Cale Petrie  
.....Hayden Sutton  
.....Chandler Tolbert

### HISTORY

Years of Varsity Baseball at Arkansas.....95  
(1897, 1901-03, 05, 08-16, 19-20, 22-29, 47-17)  
All-Time Program Record.....2,148-1,363-6 (.611)  
All-Time Conference Record/Years.....SEC: 379-371 (.505)/26  
SWC: 264-205 (.563)/24  
Combined: 643-576 (.527)/50  
Conference Titles/Years.....SEC Overall: 2/1999, 2004  
SEC Western Division: 4/1999, 2004, 2007, 2011  
SWC: 2/1989, 1990  
Conference Tournament Record/Years.....SEC: 31-39 (.443)/22  
SWC: 18-25 (.419)/14  
Combined: 49-64 (.434)/36  
Conference Tournament Titles/Years.....SEC: None  
SWC: 1/1985  
NCAA Postseason Appearances.....29  
(1973, 79-80, 83, 85-90, 95-96, 98-99, 2002-15, 2017)  
NCAA Postseason Record.....74-63 (.540)  
College World Series Appearances.....8  
(1979, 1985, 1987, 1989, 2004, 2009, 2012, 2015)  
College World Series Record.....11-16 (.407)  
NCAA Super Regional Appearances.....6  
(2002, 2004, 2009, 2010, 2012, 2015)  
NCAA Super Regional Record.....9-6 (.600)  
NCAA Regional Appearances.....28  
NCAA Regional Record.....54-41 (.568)  
Overall NCAA Regional Hosts.....6 (1999, 2004, 2006, 2007, 2010, 2017)  
Best NCAA Finish.....1979 National Runner-up

## GAME CREDENTIALS

Members of the media should contact John Thomas to request individual game credentials for Razorback home games. Credential requests should be made no later than noon (CT) the day before the scheduled contest and should be directed by e-mail to John Thomas. Credential requests for away games should be made to the communications contact of the home team. Only fully accredited personnel directly involved in the coverage of the game will be admitted. Credentials are non-transferable.

## INTERVIEW POLICIES

Please direct all requests for interviews with coaches and players to John Thomas. For home SEC weekends, Coach Dave Van Horn will hold his weekly press conference on Thursday with players and assistant coaches available following Thursday's practice. On road SEC weekends, Coach Van Horn will hold his weekly press conference on Wednesday with players and assistant coaches available following Wednesday's practice. Players are not available for interviews on gamedays, except for post-game interviews. Post-game press conferences are held in the indoor Pitching Development Center located down the third base line. Coach Van Horn and two or three most requested Razorback players will address the media. In the event of a doubleheader, the only Arkansas player available between games for interviews is the starting pitcher of game one. The Arkansas clubhouse is off limits to the media at all times.

## E-MAIL UPDATES

Members of the media may request to be added to the Arkansas communications baseball e-mail group. Subscribers will receive game notes, game stories and other information. To subscribe, send a request to John Thomas. Please identify yourself and your organization in your request as this service is only available to members of the media.

## GAMEDAY MEDIA SERVICES

The Arkansas communications staff provides scorecards, rosters, updated statistics and results for each team in the Baum Stadium press box prior to home games. Box scores, play-by-play and any postgame notes are disseminated approximately 10 minutes after the conclusion of the game. An Associated Press-style game story is also produced by the communications office. Members of the media may request these stories be sent to their organization via e-mail by contacting a member of the communications office.

## WIRELESS INTERNET

The Baum Stadium press box is equipped with wireless internet for use by the media. Media members should log on to the "UARK Media" network by using a password that will be provided at the stadium.

## GAMEDAY LIVE STATS

Live in-game stats will be provided at <http://arkansas.statbroadcast.com>.

## FACILITIES/PARKING

The Arkansas baseball team conducts all games at Baum Stadium at George Cole Field. Baum Stadium is located just off Razorback Road south of Martin Luther King, Jr., Boulevard. There is space for media parking on game day. Only cars with a parking credential will be allowed access to the parking lot.

## PHOTOGRAPHERS

No cameras are allowed on the Baum Stadium playing surface during games. Photographers are encouraged to use the photo wells at the end of each dugout and behind home plate.

## ARKANSAS ATHLETIC COMMUNICATIONS

The University of Arkansas athletic communications office is located on the main floor of Bud Walton Arena behind the Hog Heaven Store with office hours from 8 a.m. to 5 p.m., Monday through Friday. You can often reach us at Bud Walton after hours, but if not, please leave a message on our voice mail system.

Office: 479-575-2751 | Cell: 479-313-2564  
Fax: 479-575-7481 | Press Row: 479-575-6622

Mailing Address  
Razorbacks Communications  
P.O. Box 7777  
Fayetteville, AR 72702-7777

# 2017 Schedule and Results

	Opponent	Score	WP	LP	SV	Attend	Time
<b>FEBRUARY</b>							
16	Bucknell	W, 14-2	B. Knight	C. Van Hoose	--	7389	3:40
17	Bucknell	W, 32-4	I. Campbell	J. Grabek	--	7862	3:58
18	Bucknell	W, 3-1	M. Cronin	J. Simpson	J. Reindl	7954	2:59
21	vs. Arizona	--	San Diego, Calif.	--	CST	--	9 p.m.
23	vs. Cal Poly	--	San Diego, Calif.	--	CST	--	3 p.m.
24	at San Diego State	--	San Diego, Calif.	--	CST	--	8 p.m.
25	at San Diego	--	San Diego, Calif.	--	CST	--	Noon
28	Dayton	--	Baum Stadium	--	SECN+	--	3 p.m.
<b>MARCH</b>							
1	Dayton	--	Baum Stadium	--	SECN+	--	3 p.m.
2	USC	--	Baum Stadium	--	SECN+	--	3 p.m.
3	USC	--	Baum Stadium	--	SECN+	--	2 p.m.
4	USC	--	Baum Stadium	--	SECN+	--	12:30 p.m.
9	Kent State	--	Baum Stadium	--	SECN+	--	3 p.m.
10	Kent State	--	Baum Stadium	--	SECN+	--	2 p.m.
11	Kent State	--	Baum Stadium	--	SECN+	--	1 p.m.
13	Texas	--	Baum Stadium	--	SEC Network	--	7 p.m.
14	Texas	--	Baum Stadium	--	SECN+	--	4 p.m.
16	Kentucky*	--	Baum Stadium	--	SECN+ (Bases Loaded)	--	6:30 p.m.
17	Kentucky*	--	Baum Stadium	--	SECN+	--	2 p.m.
18	Kentucky*	--	Baum Stadium	--	SECN+	--	1 p.m.
20	vs. Charlotte	--	Charlotte, N.C.	--	--	--	6:05 p.m.
21	at Charlotte	--	Charlotte, N.C.	--	CST	--	3 p.m.
23	at Florida*	--	Gainesville, Fla.	--	--	--	5:30 p.m.
24	at Florida*	--	Gainesville, Fla.	--	ESPN2	--	11 a.m.
25	at Florida*	--	Gainesville, Fla.	--	SEC Network	--	11 a.m.
27	vs. Memphis	--	Memphis, Tenn.	--	--	--	6:30 p.m.
29	at Ole Miss*	--	Oxford, Miss.	--	--	--	6:30 p.m.
30	at Ole Miss*	--	Oxford, Miss.	--	--	--	1:30 p.m.
<b>APRIL</b>							
3	ULM	--	Baum Stadium	--	SECN+	--	6:30 p.m.
4	ULM	--	Baum Stadium	--	SECN+	--	3 p.m.
6	Auburn*	--	Baum Stadium	--	SECN+	--	6:30 p.m.
7	Auburn*	--	Baum Stadium	--	SECN+	--	6 p.m.
8	Auburn*	--	Baum Stadium	--	SEC Network	--	4 p.m.
10	Grambling State	--	NLR, Ark.	--	--	--	6:30 p.m.
12	South Carolina*	--	Baum Stadium	--	SEC Network	--	6 p.m.
13	South Carolina*	--	Baum Stadium	--	SECN+	--	6:30 p.m.
14	South Carolina*	--	Baum Stadium	--	SECN+	--	2 p.m.
17	Missouri State	--	Baum Stadium	--	SECN+	--	6:30 p.m.
20	at Mississippi State*	--	Starkville, Miss.	--	--	--	6:30 p.m.
21	at Mississippi State*	--	Starkville, Miss.	--	--	--	6:30 p.m.
22	at Mississippi State*	--	Starkville, Miss.	--	--	--	1 p.m.
24	Texas Tech	--	Baum Stadium	--	SECN+	--	6:30 p.m.
25	Texas Tech	--	Baum Stadium	--	SEC Network	--	6 p.m.
27	Alabama*	--	Baum Stadium	--	SECN+	--	6:30 p.m.
28	Alabama*	--	Baum Stadium	--	SECN+	--	6 p.m.
29	Alabama*	--	Baum Stadium	--	SECN+	--	1 p.m.
<b>MAY</b>							
4	at LSU*	--	Baton Rouge, La.	--	--	--	7 p.m.
5	at LSU*	--	Baton Rouge, La.	--	SEC Network	--	7 p.m.
6	at LSU*	--	Baton Rouge, La.	--	--	--	2 p.m.
11	Texas A&M*	--	Baum Stadium	--	SEC Network	--	6 p.m.
12	Texas A&M*	--	Baum Stadium	--	SEC Network	--	1 p.m.
13	Texas A&M*	--	Baum Stadium	--	ESPN2	--	Noon
17	Georgia*	--	Athens, Ga.	--	SECN+	--	6 p.m.
18	Georgia*	--	Athens, Ga.	--	SECN+	--	6 p.m.
19	Georgia*	--	Athens, Ga.	--	SECN+	--	1 p.m.



# TV/Radio Roster



**JARED GATES**  
Sr. • 6-0 • 190 • L/R  
INF • Wichita, Kan.



**BRYCE BONNIN**  
Fr. • 6-1 • 190 • R/R  
RHP/INF • Mont Belvieu, Texas




**JACOB NESBIT**  
Fr. • 6-0 • 175 • R/R  
INF • Coppell, Texas




**HUNTER WILSON**  
R-Jr. • 5-10 • 170 • L/R  
INF • Spiro, Okla.



**JACK KENLEY**  
So. • 6-0 • 180 • L/R  
INF • Germantown, Tenn.



**ERIC COLE**  
Jr. • 5-11 • 195 • S/R  
OF • Southlake, Texas




**JAX BIGGERS**  
Jr. • 5-11 • 185 • L/R  
INF • Missouri City, Texas




**EASTON MURRELL**  
Fr. • 6-0 • 190 • S/R  
INF • Prosper, Texas




**KEATON MCKINNEY**  
R-Jr. • 6-5 • 225 • R/R  
RHP • Ankeny, Iowa




**CASEY OPITZ**  
Fr. • 5-11 • 175 • S/R  
C/INF • Centennial, Co.




**JORDAN MCFARLAND**  
So. • 6-3 • 220 • R/R  
INF/OF • Waterloo, Ill.




**COLE TURNEY**  
Fr. • 6-0 • 225 • L/L  
OF • Richmond, Texas



**CASEY MARTIN**  
Fr. • 5-11 • 175 • R/R  
INF • Lonoke, Ark.



**BLAINE KNIGHT**  
Jr. • 6-3 • 165 • R/R  
RHP • Bryant, Ark.




**LUKE BONFIELD**  
Sr. • 6-3 • 215 • R/R  
OF/DH • Skillman, N.J.




**HESTON KJERSTAD**  
Fr. • 6-3 • 190 • L/R  
OF • Amarillo, Texas



**BRADY DISHER**  
Fr. • 6-1 • 190 • L/R  
C/INF • Trophy Club, Texas



**CARSON SHADDY**  
R-Sr. • 5-11 • 185 • R/R  
INF • Fayetteville, Ark.




**KACEY MURPHY**  
Jr. • 6-0 • 190 • L/L  
LHP • Rogers, Ark.




**BEN MCCLAIN**  
Fr. • 5-10 • 185 • L/L  
OF • Lee's Summit, Mo.



**DOMINIC FLETCHER**  
So. • 5-9 • 185 • L/L  
OF • Cypress, Calif.



**RYAN DRAKE**  
Fr. • 6-4 • 190 • R/R  
INF • Grapevine, Texas



**EVAN LEE**  
So. • 6-2 • 190 • R/L  
LHP/OF • Bryant, Ark.




**KOLE RAMAGE**  
Fr. • 6-1 • 185 • R/R  
RHP • Southlake, Texas



**ANGUS DENTON**  
So. • 5-11 • 160 • R/R  
RHP • Beebe, Ark.




**CALEB BOLDEN**  
Fr. • 6-2 • 170 • R/R  
RHP • Texarkana, Texas



**MATT CRONIN**  
So. • 6-2 • 190 • L/L  
LHP • Navarre, Fla.




**GRANT KOCH**  
Jr. • 6-0 • 195 • R/R  
C • Fayetteville, Ark.



**JAKE REINDL**  
Jr. • 6-1 • 200 • R/R  
RHP • Fayetteville, Ark.



**JACOB KOSTYSHOCK**  
So. • 6-4 • 175 • R/R  
RHP • O'Fallon, Mo.




**WESTON ROGERS**  
Jr. • 6-4 • 215 • L/L  
LHP • Springdale, Ark.




**DEREK RIPP**  
Fr. • 6-6 • 230 • L/R  
INF • Olathe, Kan.



**KEVIN KOPPS**  
R-So. • 6-0 • 195 • R/R  
RHP • Sugar Land, Texas




**BARRETT LOSEKE**  
Jr. • 6-0 • 180 • R/R  
RHP • Tulsa, Okla.




**HUNTER MILLIGAN**  
Fr. • 6-4 • 205 • L/L  
LHP • Greenbrier, Ark.




**ZACK PLUNKETT**  
R-Jr. • 6-2 • 205 • R/R  
C • Hurst, Texas



**ISAIAH CAMPBELL**  
R-So. • 6-4 • 235 • R/R  
RHP • Olathe, Kan.



**CODY SCROGGINS**  
R-So. • 6-0 • 185 • R/R  
RHP • Bentonville, Ark.




**ZEBULON VERMILLION**  
Fr. • 6-4 • 185 • L/R  
RHP • Prairie Village, Kan.




**JACKSON RUTLEDGE**  
Fr. • 6-8 • 260 • R/R  
RHP • St. Louis, Mo.




**DAVE VAN HORN**  
Head Coach  
16th Season




**WES JOHNSON**  
Assistant Coach  
2nd Season



**NATE THOMPSON**  
Assistant Coach  
1st Season



**CRAIG PARRY**  
Volunteer Assistant  
1st Season



**JAKE ARLEDGE**  
Student Assistant  
1st Season



**CLAY GOODWIN**  
Dir. of Operations  
11th Season