



# ARKANSAS Baseball Game Notes

8 College World Series Appearances • 6 NCAA Super Regional Appearances  
29 NCAA Tournament Appearances • 2 SEC Regular Season Titles • 4 SEC Western Division Titles

## '18 SCHEDULE & RESULTS

### FEBRUARY

16	BUCKNELL	3 p.m.
17	BUCKNELL	11:30 a.m.
18	BUCKNELL	Noon
21	vs. Arizona (San Diego, Calif.)	9 p.m.
23	vs. Cal Poly (San Diego, Calif.)	3 p.m.
24	at San Diego State	8 p.m.
25	at San Diego	Noon
28	DAYTON	3 p.m.

### MARCH

1	DAYTON	3 p.m.
2	SOUTHERN CAL	3 p.m.
3	SOUTHERN CAL	2 p.m.
4	SOUTHERN CAL	12:30 p.m.
9	KENT STATE	3 p.m.
10	KENT STATE	2 p.m.
11	KENT STATE	1 p.m.
13	TEXAS	7 p.m.
14	TEXAS	4 p.m.
16	KENTUCKY*	6:30 p.m.
17	KENTUCKY*	2 p.m.
18	KENTUCKY*	1 p.m.
20	vs. Charlotte (BB&T Park)	6:05 p.m.
21	at Charlotte	3 p.m.
23	at Florida*	5:30 p.m.
24	at Florida*	11 a.m.
25	at Florida*	11 a.m.
27	vs. Memphis (AutoZone Park)	6:30 p.m.
29	at Ole Miss*	6:30 p.m.
30	at Ole Miss*	6:30 p.m.
31	at Ole Miss*	1:30 p.m.

### APRIL

3	ULM	6:30 p.m.
4	ULM	3 p.m.
6	AUBURN*	6:30 p.m.
7	AUBURN*	6 p.m.
8	AUBURN*	4 p.m.
10	GRAMBLING ST. (NLR, Ark.)	6:30 p.m.
12	SOUTH CAROLINA*	6 p.m.
13	SOUTH CAROLINA*	6:30 p.m.
14	SOUTH CAROLINA*	2 p.m.
17	MISSOURI STATE	6:30 p.m.
20	at Mississippi St.*	6:30 p.m.
21	at Mississippi St.*	6:30 p.m.
22	at Mississippi St.*	1 p.m.
24	TEXAS TECH	6:30 p.m.
25	TEXAS TECH	6 p.m.
27	ALABAMA*	6:30 p.m.
28	ALABAMA*	6 p.m.
29	ALABAMA*	1 p.m.

### MAY

4	at LSU*	7 p.m.
5	at LSU*	7 p.m.
6	at LSU*	2 p.m.
11	TEXAS A&M*	6 p.m.
12	TEXAS A&M*	1 p.m.
13	TEXAS A&M*	Noon
17	at Georgia*	6 p.m.
18	at Georgia*	6 p.m.
19	at Georgia*	1 p.m.
May 22-27	SEC Tournament (Hoover, Ala.)	TBA
June 1-4	NCAA Regionals	
June 8-11	NCAA Super Regionals	
June 16-28	College World Series (Omaha, Neb.)	

All times Central; Home game in BOLD; \* - SEC Game

## FEBRUARY 16-18 vs. BUCKNELL BISON | BAUM STADIUM



### BUCKNELL BISON

Record	0-0
Ranking	NR
Last Season	21-28
Head Coach	Scott Heather
Career Record	110-138-1 (6th season)
Record at Bucknell	110-138-1 (6th Season)



### ARKANSAS RAZORBACKS

Record	0-0
Ranking	NR
Last Season	45-19
Head Coach	Dave Van Horn
Career Record	1,180-583 (30th season)
Record at Arkansas	595-343 (16th Season)

## SERIES BY THE NUMBERS (2017 STATS)

BUCKNELL	OFFENSE	ARKANSAS
.267	Batting Avg.	.286
.382	Slugging Pct.	.455
.355	On-Base Pct.	.373
91	Doubles	97
14	Triples	13
22	Home Runs	83
186	Walks	258
43-of-63	Stolen Bases/Att	27-of-44

BUCKNELL	PITCHING/DEFENSE	ARKANSAS
5.47	ERA	3.61
406.1	Innings Pitched	564.0
7	Complete Games	2
5	Saves	14
1.75	Strikeout/Walk Ratio	2.99
.283	Opponent's Avg.	.232
65	Errors	55
31	Double Plays	44

All-time Series: Arkansas leads 2-0 | Last 10 Meetings: Arkansas leads 2-0  
In Austin, Texas: Arkansas leads 1-0 | In Charlottesville, Va.: Arkansas Leads 1-0 | In NCAA Tournament: Arkansas leads 2-0

### PROBABLE PITCHERS

**FRI:** ARK RHP Blaine Knight vs. BUCK RHP Connor Van Hoose

**SAT:** ARK RHP Isaiah Campbell vs. BUCK LHP Jack Grabek

**SUN:** ARK RHP Keaton McKinney vs. BUCK RHP Jack Simpson

## RAZORBACK NOTES

**96 YEARS IN THE MAKING** - The 2018 season will mark the 96th season of Razorback Baseball and 16th with head coach Dave Van Horn. Since Van Horn took over, the Hogs have reached the College World Series four times, including twice in the last six years.

### EARLY RECOGNITION FOR BLAINE KNIGHT

- Razorback junior right-hander Blaine Knight was named a Louisville Slugger Preseason Third Team All-American by Collegiate Baseball Magazine back in December. Knight was one of Arkansas' top arms in 2017, making 16 starts and compiling a 3.28 ERA in 90.2 innings pitched, the second-lowest ERA among Arkansas starting pitchers. His eight wins were good for tops on the team and were the most by an Arkansas pitcher since Chris Oliver had eight in 2014.

### KOCH NAMED PRESEASON ALL-AMERICAN

- Razorback junior catcher Grant Koch was named a Preseason Third Team All-American by D1Baseball.com in January. The Hog backstop was a constant in the lineup last year as he started in nearly every game (63 games), and hit .264 with a career-best 13 home runs and 42 RBIs. His home run total was the seventh most in the conference, most among catchers, and most by a Razorback catcher in the Dave Van Horn era.

### ARKANSAS EARNS TOP 10 PRESEASON RANKINGS IN ALL NATIONAL POLLS

- With the release of the preseason poll from the National College Baseball Writers Association, Arkansas will begin the 2018 season ranked in the top 10 of all the major national polls. The NCBWA placed the Hogs at No. 6 in this week's poll, the same placement as the Perfect Game poll, which is also the lowest

## MLB (9)

Name	Years at Arkansas	Club
Brian Anderson	2012-14	Miami
Andrew Benintendi	2014-15	Boston
Logan Forsythe	2006-08	Los Angeles Dodgers
Dallas Keuchel	2007-09	Houston
James McCann	2009-11	Detroit
Blake Parker	2004-06	Los Angeles Angels
Matt Reynolds	2010-12	Washington
Drew Smyly	2009-10	Chicago Cubs
Ryne Stanek	2011-13	Tampa Bay

## AAA (4)

Name	Years at Arkansas	Club
Barrett Astin	2011-13	Louisville (CIN)
Jalen Beeks	2013-14	Pawtucket (BOS)
Brett Eibner	2008-10	Round Rock (TEX)
Dominic Ficociello	2011-13	Toledo (DET)

## AA (3)

Name	Years at Arkansas	Club
D.J. Baxendale	2010-12	Chattanooga (MIN)
Zack Cox	2009-10	Erie (DET)
Andy Wilkins	2008-10	Chattanooga (MIN)

## A-Advanced (4)

Name	Years at Arkansas	Club
Zach Jackson	2014-16	Dunedin (TOR)
Trey Killian	2013-15	Lancaster (COL)
Jacob Morris	2011-13	Winston-Salem (CWS)
Tyler Spoon	2013-15	Salem (BOS)

## A (3)

Name	Years at Arkansas	Club
Michael Bernal	2014-16	Augusta (SF)
Clark Eagan	2014-16	West Virginia (PIT)
Bobby Wernes	2014-15	Asheville (COL)

## A-Short (4)

Name	Years at Arkansas	Club
Cannon Chadwick	2015-17	Brooklyn (NYM)
Tucker Pennell	2015-16	Tri-City (SD)
Trevor Stephan	2017	Staten Island (NYY)
James Teague	2014-16	Aberdeen (BAL)

## Rookie (4)

Name	Years at Arkansas	Club
Josh Alberius	2014-17	GCL Marlins (MIA)
Chad Spanberger	2015-17	Grand Junction (COL)
Dominic Taccolini	2014-17	AZL Padres (SD)
Doug Willey	2016	Orem (LAA)

## RAZORBACK NOTES (CONT'D)

of the six polls. Collegiate Baseball Magazine ranked the Razorbacks at No. 3, their highest since they were ranked No. 1 at the preseason in 2013.

**HOME SWEET HOME** - For the 10th-straight year dating back to 2008, Arkansas will be opening the season at Baum Stadium. The opener against Bucknell will be the first of just a three-game stretch before the Hogs hit the road to San Diego. 16 of Arkansas' first 20 games this season will be inside Baum Stadium. The Hogs have won at least 20 games at home every year since 2006.

### THE DARK KNIGHT RETURNS TO THE MOUND

- Junior right-hander Blaine Knight will get the call to be the Opening Day starting pitcher Friday against Bucknell. This is the seventh time in the last eighth years that a right-hander will be the Opening Day starter for the Hogs and 12th under head coach Dave Van Horn. Of the last 15 Opening Day starters, 13 have been drafted. This is the second-straight year that Knight has been tabbed as the Opening Day starter and third-straight opening weekend that he's been part of the rotation.

**OH HAPPY OPENING DAY** - Arkansas has had nothing but success on Opening Day under head coach Dave Van Horn. Through his 15 seasons at the helm, Arkansas has never lost its first game of the season under Van Horn and have won all 15 games by an average of 5.5 runs.

**BRINGING THE NOISE** - For the 13th straight year, Arkansas placed in the top five in the nation in total and average attendance after the 2017 season. With 8,269 fans per game in 39 home games, the Razorbacks continued to draw the fans, finishing third in average attendance. A total of 289,421 fans visited Baum Stadium during the 2017 season, good for second in the country.

**HIGH MARKS IN PRESEASON SEC POLL** - The Razorbacks were picked by the league's head coaches to win the Western Division and finish second overall. In the 27th annual preseason SEC poll, the Hogs picked up 12 of the 14 votes to win the division and one vote to take the league overall.

### FOUR HOGS EARN PRESEASON ALL-SEC MARKS

- Arkansas was one of two schools (Florida) to have four or more players earn a spot on either Preseason All-SEC team. Catcher Grant Koch led all Razorbacks as the lone first-team player, followed by Blaine Knight, Jax Biggers, and Dominic Fletcher, who make up the second team.

### FLETCHER RETURNS TO CAPTAIN OUTFIELD

**AFTER BANNER FRESHMAN SEASON** - After a year where he could be argued as the best hitting freshman in the SEC, centerfielder Dominic Fletcher is back for his sophomore year with the Hogs. Fletcher was named a freshman All-American by the NCBWA and Baseball America in 2017 after hitting .291 with 64 hits, 12 home runs, and 37 RBIs. His 12 long balls were the second most by a Razorback freshman in a season in school history trailing only Zack Cox, who hit 13 in 2009. In last year's season opener, Fletcher became the first Arkansas freshman to homer in his Razorback debut since Andy Wilkins in 2008.

## SEC STANDINGS (2017 FINAL)

		Conference				Overall			Last 10	Streak
		W	L	Win%	GB	W	L	Win%		
EASTERN	Florida	21	9	.700	--	52	19	.732	8-2	W4
	Kentucky	19	11	.633	2.0	43	23	.652	5-5	L2
	Vanderbilt	15	13	.534	5.0	36	25	.583	5-4-1	L2
	Missouri	14	16	.467	7.0	36	23	.610	7-3	L2
	South Carolina	13	17	.433	8.0	35	25	.583	5-5	L1
	Georgia	11	19	.367	10.0	25	32	.439	7-3	L2
	Tennessee	7	21	.250	13.0	27	25	.519	3-7	L3
WESTERN	LSU	21	9	.700	--	52	20	.722	7-3	L2
	Arkansas	18	11	.621	2.5	45	19	.703	6-4	L1
	Mississippi St.	17	13	.567	4.0	40	27	.597	5-5	L2
	Auburn	16	14	.533	5.0	37	26	.587	5-5	L2
	Texas A&M	16	14	.533	5.0	41	23	.641	6-4	L2
	Ole Miss	14	16	.467	7.0	32	25	.561	3-7	L1
	Alabama	5	24	.172	15.5	19	34	.358	4-5-1	T1

# National Polls

Baseball America Preseason		D1Baseball Preseason		Perfect Game Preseason		USA Today/ESPN Preseason	
1. Florida	52-19	1. Florida	52-19	1. Florida	52-19	1. Florida (26)	52-19
2. Oregon State	56-6	2. Oregon State	56-6	2. Oregon State	56-6	2. Oregon State (4)	56-6
3. Florida State	46-23	3. Texas Tech	45-17	3. TCU	50-18	3. Texas Tech (1)	45-17
<b>4. Arkansas</b>	<b>45-19</b>	<b>4. Arkansas</b>	<b>45-19</b>	4. Texas Tech	45-17	4. TCU	50-18
5. Texas Tech	45-17	5. Florida State	46-23	5. Florida State	46-23	5. Florida State	46-23
6. North Carolina	49-14	6. North Carolina	49-14	<b>6. Arkansas</b>	<b>45-19</b>	<b>6. Arkansas</b>	<b>45-19</b>
7. TCU	50-18	7. TCU	50-18	7. North Carolina	49-14	7. North Carolina	49-14
8. Kentucky	43-23	8. Kentucky	43-23	8. Kentucky	43-23	8. Kentucky	43-23
9. Stanford	42-16	9. Ole Miss	32-25	9. Miami	32-27	9. LSU	52-20
10. Texas A&M	41-23	10. Texas A&M	41-23	10. Stanford	42-16	10. Vanderbilt	36-25-1
11. Cal State Fullerton	39-24	11. UCLA	30-27	11. Ole Miss	32-25	11. Texas A&M	41-23
12. Clemson	42-21	12. Mississippi State	40-27	12. LSU	52-20	Cal State Fullerton	39-24
13. UCLA	30-27	13. Stanford	42-16	13. NC State	36-25	13. Louisville	53-12
14. Texas	39-24	14. Vanderbilt	36-25	14. Louisville	53-12	14. UCLA	30-27
15. Virginia	43-16	15. Louisville	53-12	15. Texas A&M	41-23	15. Mississippi State	40-27
16. Ole Miss	32-25	16. LSU	51-20	16. UCLA	30-27	16. Stanford	42-16
17. LSU	52-20	17. Cal State Fullerton	39-24	17. Indiana	34-24-2	17. Dallas Baptist	42-21
18. Vanderbilt	36-25	18. Dallas Baptist	42-21	18. Oklahoma	35-24	18. Virginia	43-16
19. Louisville	53-12	19. Virginia	43-16	19. Cal State Fullerton	39-24	19. Ole Miss	32-25
20. Indiana	34-24	20. South Alabama	40-21	20. Duke	30-28	20. Texas	39-24
21. Southern Miss	50-16	21. Texas	39-24	21. Houston	42-21	21. Clemson	42-21
22. UCF	40-22	22. West Virginia	36-26	22. Sam Houston State	44-23	22. Houston	42-21
23. Mississippi St.	40-27	23. Indiana	34-24	23. Texas	39-24	23. South Alabama	40-21
24. South Alabama	40-21	24. Houston	42-21	24. Clemson	42-21	24. Miami	32-27
25. St. John's	42-13	25. Duke	30-28	25. Mississippi State	40-27	25. NC State	36-25

Collegiate Baseball Preseason		NCBWA Preseason	
1. Florida	52-19	1. Florida	52-19
2. Oregon State	56-6	2. Oregon State	56-6
<b>3. Arkansas</b>	<b>45-19</b>	3. Texas Tech	45-17
4. Florida State	46-23	4. Florida State	46-23
5. Texas Tech	45-17	5. TCU	50-18
6. Vanderbilt	36-25-1	<b>6. Arkansas</b>	<b>45-19</b>
7. North Carolina	49-14	7. North Carolina	49-14
8. Kentucky	43-23	8. Kentucky	43-23
9. TCU	50-18	9. Texas A&M	41-23
10. LSU	52-20	10. Cal State Fullerton	39-24
11. Dallas Baptist	42-21	11. LSU	51-20
12. Cal State Fullerton	39-24	12. UCLA	30-27
13. Mississippi St.	40-27	13. Stanford	42-16
14. UCLA	30-27	14. Louisville	53-12
15. Clemson	42-21	15. Vanderbilt	36-25-1
16. Virginia	43-16	16. Ole Miss	32-25
17. South Alabama	40-21	17. Mississippi State	40-27
18. UL-Lafayette	35-21-1	18. Virginia	43-16
19. South Carolina	35-25	19. Clemson	42-21
20. Miami (FL)	32-27	20. Dallas Baptist	42-21
21. Louisville	53-12	21. Texas	39-24
22. Missouri State	43-20	22. South Alabama	40-21
23. NC State	36-25	23. Southern Miss	50-16
24. Stanford	42-16	24. Indiana	34-24-2
25. Southern Miss	50-16	25. Houston	42-21
26. Texas	36-24	26. Miami (FL)	30-27
27. Oklahoma State	30-27	27. West Virginia	36-26
28. Winthrop	34-24	28. NC State	36-25
29. Georgia Tech	27-28	29. UCF	40-22
30. Houston	42-21	30. Arizona	38-21

## Arkansas Week-By-Week in the Polls

	BA	D1	PG	USA TODAY	CB	NCBWA
Preseason	4	4	6	6	3	6
Week 1	--	--	--	--	--	--
Week 2	--	--	--	--	--	--
Week 3	--	--	--	--	--	--
Week 4	--	--	--	--	--	--
Week 5	--	--	--	--	--	--
Week 6	--	--	--	--	--	--
Week 7	--	--	--	--	--	--
Week 8	--	--	--	--	--	--
Week 9	--	--	--	--	--	--
Week 10	--	--	--	--	--	--
Week 11	--	--	--	--	--	--
Week 12	--	--	--	--	--	--
Week 13	--	--	--	--	--	--
Week 14	--	--	--	--	--	--
Week 15	--	--	--	--	--	--
<b>Final</b>	--	--	--	--	--	--

BA - Baseball America

ESPN - USA Today/ESPN

CB - Collegiate Baseball

NCBWA - National Collegiate Baseball Writers Association

PG - Perfect Game

D1 - D1Baseball.com

# Head Coach Dave Van Horn



## PERSONAL

Born: Sept. 17, 1960  
 Hometown: Kansas City, Mo.  
 Alma Mater: Arkansas (1988)  
 Masters of Science: East Texas State Univ. (1992)  
 Wife: Karen  
 Children: Hollan, Mariel  
 Named Head Coach at Arkansas: June 21, 2002

## PLAYING HISTORY

1982-1984 Atlanta Braves Organization  
 1982 MLB Draft: 10th Rd (Braves)  
 1982 Arkansas  
 1980-1981 McLennan (Texas) CC

## COACHING HONORS

2004 SEC Coach of the Year  
 2001 Baseball America National Coach of the Year  
 2001 BIG 12 Coach of the Year  
 2001 ABCA Midwest Region Coach of the Year  
 2000 ABCA Midwest Region Coach of the Year  
 1997 Southland Coach of the Year  
 1995 Southland Coach of the Year  
 1994 NCAA Division II Coach of the Year  
 1994 ABCA Central Region Coach of the Year

## HALL OF FAME

2013 Inducted into Winnetonka HS HOF  
 2012 Inducted into Ban Johnson League HOF  
 2001 Inducted into Central Missouri State HOF

After 15 years as head coach of the Razorback Baseball program, Dave Van Horn has continued to elevate Arkansas into one of the nation's premier teams year in and year out. Over his 15 seasons as head Hog, Van Horn has led Arkansas to four College World Series appearances, 14 NCAA Tournament berths, one Southeastern Conference overall title, three SEC Western Division championships and a total of 595 wins, averaging nearly 40 wins a season.

Ever since returning to his alma mater in 2003 to take over for retiring SEC legend Norm DeBriyn, Van Horn has continued to successfully field nationally competitive teams, while also grooming numerous All-Americans, all-conference and future Major League players.

Under his guidance, 20 Razorbacks have been named All-Americans, 26 as All-SEC players, and 90 have been picked in the MLB Draft. Those draft picks are the third-most among all active head coaches in the SEC.

Van Horn is the second-winningest coach in Arkansas history with 595 wins entering the 2018 season. With five more victories, he will become just the second active SEC head coach with 600 or more victories at their current school.

Including his years at Nebraska, Northwestern State and Central Missouri State, Van Horn has racked up 966 wins at four-year institutions, which is 18th-most among all active coaches. With 34 more victories, he will become one of 12 active coaches with 1,000 or more wins at four-year schools.

DVH AGAINST 2018 OPPONENTS				
	W/L	Home	Away	Neutral
Alabama	27-23	14-7	11-13	2-3
Arizona	0-2	--	--	0-2
Auburn	25-20	12-9	13-11	1-0
Bucknell	2-0	--	--	2-0
Florida	22-18	10-3	8-13	4-3
Georgia	20-13	12-6	8-6	0-1
Grambling State	5-0	5-0	--	--
Kent State	1-0	--	--	1-0
Kentucky	19-11	10-5	9-6	--
LSU	17-37	9-5	7-14	1-8
Memphis	7-1	2-0	3-0	2-1
Mississippi State	25-24	13-11	10-11	2-2
Missouri State	17-9	10-7	7-2	--
Ole Miss	21-32	9-15	8-13	4-4
San Diego State	7-1	4-0	3-1	--
South Carolina	20-18	8-7	9-8	3-3
Texas	2-3	--	1-2	1-1
Texas A&M	11-9	5-4	5-5	1-0
Texas Tech	2-0	--	--	2-0
ULM	4-1	4-1	--	--

## VAN HORN'S CAREER NUMBERS

Year	School	Record	Pct.	Conf.	Place	Tourn.	NCAA
1989	Texarkana CC	39-18	.684	NA	NA	NA	--
1990	Texarkana CC	44-14	.759	NA	NA	NA	--
1991	Texarkana CC	45-12	.789	NA	NA	NA	--
1992	Texarkana CC	48-10	.827	NA	1st	NA	--
1993	Texarkana CC	38-18	.678	NA	NA	NA	--
	<i>Totals</i>	<i>214-72</i>	<i>.748</i>	--	--	--	--
1994	Central Missouri State	51-11	.823	15-1	1st (Div.)	1st (4-1)	NCAA DII Champs
	<i>Totals</i>	<i>51-11</i>	<i>.823</i>	<i>15-1</i>	--	<i>1 (4-1)</i>	--
1995	Northwestern State	37-15	.711	19-5	1st	DNP (0-2)	--
1996	Northwestern State	34-27	.557	14-16	2nd (Div.)	2nd (3-2)	--
1997	Northwestern State	35-23	.603	19-9	1st	DNP (0-2)	--
	<i>Totals</i>	<i>106-65</i>	<i>.620</i>	<i>52-30</i>	--	<i>3 (3-6)</i>	--
1998	Nebraska	24-20	.545	10-13	7th	DNQ	DNQ
1999	Nebraska	42-18	.700	16-9	5th	1st (4-0)	NCAA (1-2)
2000	Nebraska	51-17	.750	21-9	2nd	1st (5-1)	NCAA (4-2)
2001	Nebraska	50-16	.758	20-8	1st	1st (4-0)	CWS (5-2)
2002	Nebraska	47-21	.691	16-11	2nd	2nd (3-1)	CWS (5-3)
	<i>Totals</i>	<i>214-92</i>	<i>.699</i>	<i>67-39</i>	--	<i>4 (16-2)</i>	<i>4 (15-9)</i>
2003	Arkansas	35-22	.612	14-16	6th West	T-7th (0-2)	NCAA (1-2)
2004	Arkansas	45-24	.652	19-11	T-1st Overall	4th (2-2)	CWS (6-3)
2005	Arkansas	39-22	.636	13-17	T-5th West	T-7th (0-2)	NCAA (2-2)
2006	Arkansas	39-21	.650	18-12	2nd West	T-7th (0-2)	NCAA (1-2)
2007	Arkansas	43-21	.672	18-12	1st West	2nd (3-1)	NCAA (2-2)
2008	Arkansas	34-24	.586	14-15	4th West	DNQ	NCAA (0-2)
2009	Arkansas	41-24	.631	14-15	4th West	4th (2-2)	CWS (7-2)
2010	Arkansas	43-21	.672	18-12	2nd West	T-7th (0-2)	NCAA (3-3)
2011	Arkansas	40-22	.645	15-15	1st West	T-3rd (2-2)	NCAA (2-2)
2012	Arkansas	46-22	.676	16-14	T-2nd West	T-9th (0-2)	CWS (7-3)
2013	Arkansas	39-22	.639	18-11	2nd West	T-3rd (2-1)	NCAA (2-2)
2014	Arkansas	40-25	.615	16-14	4th West	T-3rd (3-2)	NCAA (2-2)
2015	Arkansas	40-25	.615	17-12	3rd West	T-5th (2-2)	CWS (5-3)
2016	Arkansas	26-29	.473	7-23	7th West	DNQ	DNQ
2017	Arkansas	45-19	.703	18-11	2nd West	2nd (3-2)	NCAA (3-2)
	<i>Totals</i>	<i>595-343</i>	<i>.634</i>	<i>235-210</i>	--	<i>13 (19-24)</i>	<i>14 (43-32)</i>
<i>Career Totals</i>		<i>1180-583</i>	<i>.669</i>	<i>369-280</i>	--	<i>42-33 (.560)</i>	<i>58-41 (.586)</i>

# Numerical Roster

No.	Player	Pos.	B/T	Yr.	Ht.	Wt.	Hometown/Previous School
3	Jared Gates	INF	L/R	Sr	6-0	190	Wichita, Kan./Iowa Western CC/Wichita Northwest HS
4	Bryce Bonnin	RHP/INF	R/R	Fr	6-1	190	Mont Belvieu, Texas/Barbers Hill HS
5	Jacob Nesbit	INF	R/R	Fr	6-0	175	Coppell, Texas/Coppell HS
6	Hunter Wilson	INF	L/R	R-Jr	5-10	170	Spiro, Okla./Eastern OK St. JC/Stephen F. Austin/Spiro HS
7	Jack Kenley	INF	L/R	So	6-0	180	Germantown, Tenn./Houston HS
8	Eric Cole	OF	S/R	Jr	5-11	195	Southlake, Texas/Southlake Carroll HS
9	Jax Biggers	INF	L/R	Jr	5-11	185	Missouri City, Texas/Cisco JC/Ridge Point HS
10	Easton Murrell	INF	S/R	Fr	6-0	190	Prosper, Texas/Prosper HS
11	Keaton McKinney	RHP	R/R	R-Jr	6-5	225	Ankeny, Iowa/Centennial HS
12	Casey Opitz	C/INF	S/R	Fr	5-11	175	Centennial, Co./Heritage HS
13	Jordan McFarland	INF/OF	R/R	So	6-3	220	Waterloo, Ill./Waterloo HS
14	Cole Turney	OF	L/L	Fr	6-0	225	Richmond, Texas/Fort Bend Travis HS
15	Casey Martin	INF	R/R	Fr	5-11	175	Lonoke, Ark./Lonoke HS
16	Blaine Knight	RHP	R/R	Jr	6-3	165	Bryant, Ark./Bryant HS
17	Luke Bonfield	OF	R/R	Sr	6-3	215	Skillman, N.J./IMG Academy
18	Heston Kjerstad	OF	L/R	Fr	6-3	190	Amarillo, Texas/Randall HS
19	Brady Disher	C/INF	L/R	Fr	6-1	190	Trophy Club, Texas/Byron Nelson HS
20	Carson Shaddy	INF	R/R	R-Sr	5-11	185	Fayetteville, Ark./Fayetteville HS
21	Kacey Murphy	LHP	L/L	Jr	6-0	190	Rogers, Ark./Rogers Heritage HS
22	Ben McClain	OF	L/L	Fr	5-10	185	Lee's Summit, Mo./Lee's Summit West HS
24	Dominic Fletcher	OF	L/L	So	5-9	185	Cypress, Calif./Cypress HS
26	Ryan Drake	INF	R/R	Fr	6-4	190	Grapevine, Texas/Grapevine HS
27	Evan Lee	LHP/OF	R/L	So	6-2	190	Bryant, Ark./Bryant HS
28	Kole Ramage	RHP	R/R	Fr	6-1	185	Southlake, Texas/Southlake Carroll HS
29	Angus Denton	RHP	R/R	So	5-11	160	Beebe, Ark./Beebe HS
31	Caleb Bolden	RHP	R/R	Fr	6-2	170	Texarkana, Texas/Pleasant Grove HS
32	Matt Cronin	LHP	L/L	So	6-2	190	Navarre, Fla./Navarre HS
33	Grant Koch	C	R/R	Jr	6-0	195	Fayetteville, Ark./Fayetteville HS
34	Jake Reindl	RHP	R/R	Jr	6-1	200	Fayetteville, Ark./Shiloh Christian HS
35	Jacob Kostyshock	RHP	R/R	So	6-4	175	O'Fallon, Mo./Francis Howell HS
37	Weston Rogers	LHP	L/L	Jr	6-4	215	Springdale, Ark./Har-Ber HS
44	Derek Ripp	INF	L/R	Fr	6-6	230	Olathe, Kan./St. James Academy HS
45	Kevin Kopps	RHP	R/R	R-So	6-0	195	Sugar Land, Texas/George Ranch HS
46	Barrett Loseke	RHP	R/R	Jr	6-0	180	Tulsa, Okla./Jenks HS
47	Hunter Milligan	LHP	L/L	Fr	6-4	205	Greenbrier, Ark./Greenbrier HS
48	Zack Plunkett	C	R/R	R-Jr	6-2	205	Hurst, Texas/TCU/L.D. Bell HS
55	Isaiah Campbell	RHP	R/R	R-So	6-4	235	Olathe, Kan./Olathe South HS
57	Cody Scroggins	RHP	R/R	R-So	6-0	185	Bentonville, Ark./Bentonville HS
88	Zebulon Vermillion	RHP	L/R	Fr	6-4	185	Prairie Village, Kan./Shawnee Mission East HS
99	Jackson Rutledge	RHP	R/R	Fr	6-8	260	St. Louis, Mo./Rockwood Summit HS

## Coaches and Support Staff

Head Coach:	2 Dave Van Horn, 16th Season (Arkansas, 1988)
Assistant Coach:	40 Wes Johnson, 2nd Season (Arkansas-Monticello, 1994)
Assistant Coach:	30 Nate Thompson, 1st Season (Dallas-Baptist, 2006)
Volunteer Assistant Coach:	25 Craig Parry, 1st Season (South Dakota State, 2008)
Student Asst. Coach:	26 Jake Arledge, 1st Season
Director of Operations:	Clay Goodwin, 11th Season (Arkansas, 2005)
Athletic Trainer:	Corey Wood (East Carolina, 2008)
Strength & Conditioning	Blaine Kinsley (Lenoir-Rhyne, 2010)
Managers:	Sean O'Neil, Cale Petrie, Hayden Sutton, Chandler Tolbert

## Pronunciation Guide

Bryce Bonnin	BON-in
Jacob Nesbit	NEZ-bit
Easton Murrell	Muh-RELL
Heston Kjerstad	KERR-stad
Carson Shaddy	SHAD-eee
Kole Ramage	RAM-midge
Grant Koch	COOK
Jake Reindl	RINE-dull
Jacob Kostyshock	Cost-EE-shock
Barrett Loseke	LOW-ski



# 2017 Overall Statistics

2017 RECORD: 45-19 • HOME: 29-8 • AWAY: 11-7 • NEUTRAL: 5-4 • SEC: 18-11 • NCAA TOURNAMENT: 3-2



## Individual Hitting

#	Player	AVG	GP	GS	AB	R	H	2B	3B	HR	RBI	TB	SLG%	BB	HBP	SO	GDP	OB%	SF	SH	SB	ATT	PO	A	E	FLD%	
9	Jax Biggers	.338	63	62	213	48	72	14	4	4	37	106	.498	30	3	30	2	.423	2	4	3	4	83	157	9	.964	
24	Chad Spanberger	.305	60	58	239	54	73	13	1	20	67	148	.619	26	8	65	4	.389	2	1	2	2	366	32	9	.978	
15	Jake Arledge	.300	60	59	210	47	63	6	2	3	30	82	.390	33	11	50	1	.420	1	8	7	10	118	6	2	.984	
17	Luke Bonfield	.294	64	64	248	41	73	9	1	9	49	111	.448	30	2	44	6	.366	7	1	1	3	54	0	1	.982	
28	Dominic Fletcher	.291	59	56	220	44	64	7	1	12	37	109	.495	17	7	36	4	.356	3	3	1	2	128	3	3	.978	
8	Eric Cole	.282	55	51	206	31	58	12	0	5	25	85	.413	19	3	25	3	.349	1	3	3	5	56	0	0	1.000	
20	Carson Shaddy	.279	62	62	222	48	62	10	2	8	40	100	.450	26	13	61	0	.383	3	0	6	11	104	134	16	.937	
33	Grant Koch	.264	63	63	235	40	62	14	1	13	42	117	.498	33	2	47	5	.358	1	0	1	2	511	50	1	.998	
-----																											
27	Evan Lee	.333	17	8	42	12	14	3	0	0	8	17	.405	7	2	7	0	.451	0	0	1	1	3	1	0	1.000	
6	Hunter Wilson	.310	14	10	29	3	9	0	0	0	6	9	.310	3	1	2	0	.394	0	1	0	1	4	16	0	1.000	
13	Jordan McFarland	.271	29	19	70	14	19	0	0	2	10	25	.357	9	2	21	0	.366	1	0	1	1	112	5	1	.992	
44	Alex Gosser	.259	17	6	27	6	7	1	0	1	4	11	.407	2	1	2	1	.313	2	0	0	0	85	2	0	1.000	
3	Jared Gates	.246	37	35	122	19	30	3	0	6	14	51	.418	11	4	32	2	.328	0	1	0	0	16	38	3	.947	
42	Jaxon Williams	.245	24	10	49	7	12	2	1	0	14	16	.327	7	0	20	1	.333	1	0	0	0	21	29	3	.943	
4	Matt Burch	.156	18	7	32	2	5	2	0	0	0	7	.219	2	0	8	0	.206	0	0	0	0	2	6	0	1.000	
7	Jack Kenley	.133	34	6	30	5	4	1	0	0	2	5	.167	2	4	13	1	.278	0	3	1	2	5	23	0	1.000	
10	Josh Alberius	.000	2	0	0	0	0	0	0	0	0	0	.000	0	0	0	0	.000	0	0	0	0	1	9	0	1.000	
36	Cannon Chadwick	.000	2	0	0	1	0	0	0	0	0	0	.000	1	0	0	0	1.000	0	0	0	0	2	5	1	.875	
Totals		.286	64	64	2194	422	627	97	13	83	385	999	.455	258	63	463	30	.373	24	25	27	44	1692	569	55	.976	
Opponents		.232	64	64	2095	254	486	86	4	53	231	739	.353	207	56	619	39	.316	15	23	29	46	1630	561	72	.968	

LOB - Team (519), Opp (451). DPs turned - Team (44), Opp (35). CI - Team (1), G. Koch 1, Opp (7). IBB - Team (13), C. Spanberger 6, L. Bonfield 2, D. Fletcher 2, G. Koch 1, C. Shaddy 1, J. Arledge 1, Opp (2). Picked off - L. Bonfield 1, E. Cole 1, J. Arledge 1, C. Shaddy 1.

## Individual Pitching

#	Player	ERA	W	L	APP	GS	CG	SHO	CBO	SV	IP	H	R	ER	BB	SO	2B	3B	HR	AB	B/Avg	WP	HBP	BK	SFA	SHA	
48	Trevor Stephan	2.87	6	3	16	16	1	1	1	0	91.0	73	35	29	20	120	11	1	7	340	.215	4	11	1	3	5	
16	Blaine Knight	3.28	8	4	17	16	0	0	2	0	90.2	75	35	33	20	96	14	0	11	338	.222	4	4	3	1	4	
-----																											
32	Matt Cronin	2.00	3	1	15	0	0	0	2	1	18.0	8	4	4	12	31	1	0	1	59	.136	0	3	0	0	2	
34	Jake Reindl	2.31	4	1	24	0	0	0	1	3	50.2	39	16	13	16	49	10	1	2	184	.212	4	4	0	1	2	
45	Kevin Kopps	3.31	3	1	22	5	0	0	2	2	49.0	46	20	18	18	40	7	0	3	181	.254	5	3	0	0	1	
27	Evan Lee	3.60	0	0	15	1	0	0	0	2	15.0	11	7	6	6	17	3	0	4	58	.190	2	1	0	0	1	
30	Brenden Heiss	3.60	0	0	4	0	0	0	0	0	5.0	3	2	2	3	3	0	0	1	16	.188	0	1	0	0	0	
21	Kacey Murphy	3.65	5	1	19	10	1	1	1	0	49.1	43	20	20	21	68	8	0	7	180	.239	1	4	0	2	0	
36	Cannon Chadwick	3.66	4	3	24	0	0	0	1	2	32.0	25	18	13	12	38	5	1	1	118	.212	8	9	1	2	2	
5	Cody Scroggins	3.86	0	0	3	0	0	0	0	0	2.1	3	1	1	1	1	0	1	0	11	.273	1	1	0	0	0	
46	Barrett Loseke	4.21	3	0	15	2	0	0	0	0	25.2	23	15	12	17	28	3	0	2	96	.240	3	4	0	0	3	
25	Dominic Taccolini	4.24	4	1	20	5	0	0	1	2	51.0	41	25	24	27	49	5	0	3	182	.225	8	5	0	3	1	
10	Josh Alberius	4.55	3	4	23	9	0	0	2	2	55.1	64	32	28	16	48	10	0	7	215	.298	0	3	0	3	1	
29	Angus Denton	5.23	0	0	8	0	0	0	0	0	10.1	10	6	6	3	10	3	0	3	41	.244	0	1	0	0	0	
35	Jacob Kostyshock	6.75	1	0	6	0	0	0	0	0	5.1	6	4	4	6	6	0	0	0	21	.286	1	2	0	0	1	
37	Weston Rogers	7.11	1	0	12	0	0	0	0	0	12.2	13	11	10	8	14	5	0	1	50	.260	2	0	0	0	0	
55	Isaiah Campbell	40.50	0	0	1	0	0	0	0	0	0.2	3	3	3	1	1	1	0	0	5	.600	1	0	0	0	0	
Totals		3.61	45	19	64	64	2	7	5	14	564.0	486	254	226	207	619	86	4	53	2095	.232	44	56	5	15	23	
Opponents		6.24	19	45	64	64	2	3	2	13	543.1	627	422	377	258	463	97	13	83	2194	.286	74	63	8	24	25	

PB - Team (6), G. Koch 5, A. Gosser 1, Opp (18). Pickoffs - Team (10), J. Alberius 3, B. Knight 2, K. Murphy 2, C. Chadwick 1, K. Kopps 1, G. Koch 1, Opp (4). SBA/ATT - G. Koch (24-40), T. Stephan (10-11), B. Knight (4-6), J. Alberius (2-5), D. Taccolini (2-5), K. Murphy (2-4), W. Rogers (4-4), A. Gosser (4-4), K. Kopps (1-3), J. Reindl (1-3), C. Chadwick (0-2), B. Loseke (2-2), C. Shaddy (1-1), E. Lee (1-1).

## Position Player Fielding

#	Player	C	PO	A	E	FLD%	DPs	SBA	CSB	SBA%	PB	CI
44	Alex Gosser	87	85	2	0	1.000	0	4	0	1.000	1	0
8	Eric Cole	56	56	0	0	1.000	0	0	0	-	0	0
7	Jack Kenley	28	5	23	0	1.000	2	0	0	-	0	0
6	Hunter Wilson	20	4	16	0	1.000	2	0	0	-	0	0
48	Trevor Stephan	13	3	10	0	1.000	0	10	1	.909	0	0
10	Josh Alberius	10	1	9	0	1.000	0	2	3	.400	0	0
21	Kacey Murphy	9	1	8	0	1.000	0	2	2	.500	0	0
4	Matt Burch	8	2	6	0	1.000	0	0	0	-	0	0
25	Dominic Taccolini	8	2	6	0	1.000	0	2	3	.400	0	0
27	Evan Lee	4	3	1	0	1.000	0	1	0	1.000	0	0
29	Angus Denton	2	0	2	0	1.000	0	0	0	-	0	0
32	Matt Cronin	2	0	2	0	1.000	0	0	0	-	0	0
37	Weston Rogers	2	0	2	0	1.000	0	4	0	1.000	0	0
35	Jacob Kostyshock	2	1	1	0	1.000	0	0	0	-	0	0
30	Brenden Heiss	1	0	1	0	1.000	0	0	0	-	0	0
33	Grant Koch	562	511	50	1	.998	2	24	16	.600	5	1
13	Jordan McFarland	118	112	5	1	.992	11	0	0	-	0	0
15	Jake Arledge	126	118	6	2	.984	0	0	0	-	0	0

## Position Player Fielding

#	Player	C	PO	A	E	FLD%	DPs	SBA	CSB	SBA%	PB	CI
17	Luke Bonfield	55	54	0	1	.982	0	0	0	-	0	0
24	Chad Spanberger	407	366	32	9	.978	32	0	0	-	0	0
28	Dominic Fletcher	134	128	3	3	.978	1	0	0	-	0	0
9	Jax Biggers	249	83	157	9	.964	33	0	0	-	0	0
3	Jared Gates	57	16	38	3	.947	2	0	0	-	0	0
42	Jaxon Williams	53	21	29	3	.943	2	0	0	-	0	0
20	Carson Shaddy	254	104	134	16	.937	29	1	0	1.000	0	0
16	Blaine Knight	14	4	9	1	.929	0	4	2	.667	0	0
45	Kevin Kopps	12	4	7	1	.917	1	1	2	.333	0	0
36	Cannon Chadwick	8	2	5	1	.875	0	0	2	.000	0	0
34	Jake Reindl	7	3	3	1	.857	0	1	2	.333	0	0
46	Barrett Loseke	7	3	2	2	.714	0	2	0	1.000	0	0
5	Cody Scroggins	1	0	0	1	.000	0	0	0	-	0	0
55	Isaiah Campbell	0	0	0	0	.000	0	0	0	-	0	0
Totals		2316	1692	569	55	.976	44	29	17	.630	6	1
Opponents		2263	1630	561	72	.968	35	27	17	.614	18	7

# 2017 SEC Statistics



2017 SEC RECORD: 18-11 • HOME: 10-5 • AWAY: 8-6



## Individual Hitting

#	Player	AVG	GP	GS	AB	R	H	2B	3B	HR	RBI	TB	SLG%	BB	HBP	SO	GDP	OB%	SF	SH	SB	ATT	PO	A	E	FLD%	
9	Jax Biggers	.340	29	29	97	21	33	7	0	2	13	46	.474	11	1	16	0	.405	2	1	1	2	41	76	5	.959	
8	Eric Cole	.315	25	24	92	12	29	8	0	1	9	40	.435	9	1	6	1	.382	0	2	1	2	22	0	0	1.000	
17	Luke Bonfield	.304	29	29	115	14	35	4	0	5	19	54	.470	10	2	18	3	.367	1	1	1	2	33	0	1	.971	
24	Chad Spanberger	.304	29	29	125	24	38	5	0	11	36	76	.608	8	1	35	1	.348	1	1	1	1	191	18	4	.981	
20	Carson Shaddy	.288	29	29	111	17	32	5	1	4	20	51	.459	5	3	29	0	.331	2	0	1	3	47	70	8	.936	
28	Dominic Fletcher	.284	28	27	102	15	29	0	0	5	12	44	.431	4	4	16	2	.330	2	3	0	1	73	1	1	.987	
33	Grant Koch	.270	29	29	111	16	30	3	0	7	15	54	.486	12	1	24	4	.347	0	0	0	0	246	22	0	1.000	
15	Jake Arledge	.243	28	28	107	19	26	2	1	0	9	30	.280	12	5	28	0	.347	0	3	3	4	61	0	0	1.000	
3	Jared Gates	.233	22	21	73	10	17	1	0	3	6	27	.370	3	2	20	1	.282	0	1	0	0	10	27	1	.974	
-----																											
13	Jordan McFarland	.238	11	5	21	3	5	0	0	0	1	5	.238	1	0	8	0	.273	0	0	0	0	20	0	1	.952	
42	Jaxon Williams	.231	6	2	13	0	3	0	0	0	1	3	.231	2	0	6	0	.333	0	0	0	0	2	4	0	1.000	
27	Evan Lee	.222	6	2	9	3	2	0	0	0	0	2	.222	5	0	1	0	.500	0	0	0	0	0	0	0	.000	
44	Alex Gosser	.200	4	1	5	1	1	0	0	1	1	4	.800	1	0	1	0	.333	0	0	0	0	7	0	0	1.000	
4	Matt Burch	.000	7	4	13	0	0	0	0	0	0	0	.000	0	0	4	0	.000	0	0	0	0	0	0	0	.000	
7	Jack Kenley	.000	18	2	12	1	0	0	0	0	0	0	.000	0	1	7	0	.077	0	2	0	0	1	11	0	1.000	
36	Cannon Chadwick	.000	1	0	0	0	0	0	0	0	0	0	.000	0	0	0	0	.000	0	0	0	0	2	2	0	1.000	
Totals		.278	29	29	1006	156	280	35	2	39	142	436	.433	83	21	219	12	.343	8	14	8	15	765	258	22	.979	
Opponents		.252	29	29	964	132	243	48	1	30	118	383	.397	91	27	256	23	.331	8	9	18	26	755	277	27	.975	

LOB - Team (224), Opp (202). DPs turned - Team (26), Opp (15). CI - Team (0), Opp (3). IBB - Team (5), J. Arledge 1, D. Fletcher 1, C Spanberger 1, C. Shaddy 1, L. Bonfield 1. Picked off - L. Bonfield 1, J. Arledge 1.

## Individual Pitching

#	Player	ERA	W	L	APP	GS	CG	SHO	CBO	SV	IP	H	R	ER	BB	SO	2B	3B	HR	AB	B/Avg	WP	HBP	BK	SFA	SHA	
34	Jake Reindl	0.93	3	1	10	0	0	0	0	2	29.0	19	5	3	9	34	7	0	0	101	.188	2	1	0	1	2	
16	Blaine Knight	3.38	6	3	10	10	0	0	1	0	58.2	48	22	22	15	56	9	0	7	219	.219	4	2	3	1	1	
48	Trevor Stephan	4.36	2	3	10	10	1	1	0	0	53.2	51	29	26	8	71	8	1	6	207	.246	2	9	0	1	3	
-----																											
32	Matt Cronin	0.00	0	0	2	0	0	0	0	0	1.1	1	0	0	1	1	0	0	0	3	.333	0	1	0	0	1	
35	Jacob Kostyshock	0.00	0	0	1	0	0	0	0	0	0.0	0	0	0	2	0	0	0	0	0	.000	0	0	0	0	0	
45	Kevin Kopps	3.24	2	0	10	0	0	0	1	1	25.0	25	9	9	10	22	4	0	1	92	.272	3	2	0	0	0	
36	Cannon Chadwick	4.42	2	2	12	0	0	0	0	2	18.1	11	12	9	9	21	2	0	0	65	.169	5	7	1	1	0	
25	Dominic Taccolini	4.44	1	1	8	2	0	0	0	2	24.1	20	13	12	13	16	3	0	3	87	.230	3	2	0	2	0	
27	Evan Lee	4.91	0	0	5	0	0	0	0	1	3.2	3	2	2	1	3	2	0	1	14	.214	0	0	0	0	0	
46	Barrett Loseke	5.40	0	0	5	0	0	0	0	0	3.1	7	2	2	3	3	1	0	0	17	.412	2	0	0	0	1	
10	Josh Alberius	6.38	2	1	9	6	0	0	0	0	24.0	37	18	17	8	16	6	0	5	102	.363	0	1	0	1	1	
29	Angus Denton	7.94	0	0	1	0	0	0	0	0	5.2	7	5	5	2	5	3	0	2	24	.292	0	0	0	0	0	
21	Kacey Murphy	13.50	0	0	6	1	0	0	0	0	6.2	12	10	10	6	6	2	0	4	28	.429	0	2	0	1	0	
37	Weston Rogers	33.75	0	0	2	0	0	0	0	0	1.1	2	5	5	4	2	1	0	1	5	.400	1	0	0	0	0	
Totals		4.31	18	11	29	29	1	2	1	8	255.0	243	132	122	91	256	48	1	30	964	.252	22	27	4	8	9	
Opponents		4.97	11	18	29	29	2	1	0	5	251.2	280	156	139	83	219	35	2	39	1006	.278	32	21	2	8	14	

PB - Team (4), G. Koch 3, A. Gosser 1, Opp (9). Pickoffs - Team (5), J. Alberius 2, K. Murphy 1, B. Knight 1, G. Koch 1, Opp (2). SBA/ATT - G. Koch (18-26), T. Stephan (9-10), B. Knight (3-5), D. Taccolini (1-3), J. Alberius (2-3), J. Reindl (1-2), K. Kopps (1-1), C. Chadwick (0-1), E. Lee (1-1).

## Position Player Fielding

#	Player	C	PO	A	E	FLD%	DPs	SBA	CSB	SBA%	PB	CI
33	Grant Koch	268	246	22	0	1.000	0	18	8	.692	3	0
15	Jake Arledge	61	61	0	0	1.000	0	0	0	-	0	0
8	Eric Cole	22	22	0	0	1.000	0	0	0	-	0	0
7	Jack Kenley	12	1	11	0	1.000	0	0	0	-	0	0
48	Trevor Stephan	8	1	7	0	1.000	0	9	1	.900	0	0
44	Alex Gosser	7	7	0	0	1.000	0	0	0	-	1	0
45	Kevin Kopps	6	2	4	0	1.000	1	1	0	1.000	0	0
42	Jaxon Williams	6	2	4	0	1.000	0	0	0	-	0	0
16	Blaine Knight	6	2	4	0	1.000	0	3	2	.600	0	0
10	Josh Alberius	5	1	4	0	1.000	0	2	1	.667	0	0
36	Cannon Chadwick	4	2	2	0	1.000	0	0	1	.000	0	0
25	Dominic Taccolini	3	0	3	0	1.000	0	1	2	.333	0	0
46	Barrett Loseke	2	1	1	0	1.000	0	0	0	-	0	0
21	Kacey Murphy	1	0	1	0	1.000	0	0	0	-	0	0
28	Dominic Fletcher	75	73	1	1	.987	0	0	0	-	0	0
24	Chad Spanberger	213	191	18	4	.981	22	0	0	-	0	0
3	Jared Gates	38	10	27	1	.974	2	0	0	-	0	0
17	Luke Bonfield	34	33	0	1	.971	0	0	0	-	0	0

## Position Player Fielding

#	Player	C	PO	A	E	FLD%	DPs	SBA	CSB	SBA%	PB	CI
9	Jax Biggers	122	41	76	5	.959	22	0	0	-	0	0
13	Jordan McFarland	21	20	0	1	.952	5	0	0	-	0	0
20	Carson Shaddy	125	47	70	8	.936	17	0	0	-	0	0
34	Jake Reindl	6	2	3	1	.833	0	1	1	.500	0	0
27	Evan Lee	0	0	0	0	.000	0	1	0	1.000	0	0
4	Matt Burch	0	0	0	0	.000	0	0	0	-	0	0
32	Matt Cronin	0	0	0	0	.000	0	0	0	-	0	0
29	Angus Denton	0	0	0	0	.000	0	0	0	-	0	0
37	Weston Rogers	0	0	0	0	.000	0	0	0	-	0	0
35	Jacob Kostyshock	0	0	0	0	.000	0	0	0	-	0	0
<b>Totals</b>		<b>1045</b>	<b>765</b>	<b>258</b>	<b>22</b>	<b>.979</b>	<b>26</b>	<b>18</b>	<b>8</b>	<b>.692</b>	<b>4</b>	<b>0</b>
<b>Opponents</b>		<b>1059</b>	<b>755</b>	<b>277</b>	<b>27</b>	<b>.975</b>	<b>15</b>	<b>8</b>	<b>7</b>	<b>.533</b>	<b>9</b>	<b>3</b>

Hitting minimums - 1 Games 2.5 AB/Game

Pitching minimums - 1 Games 20% of Games 1.0 IP/Game

## #16 BLAINE

## KNIGHT

RHP • 6-3 • 170 • JUNIOR

BRYANT, ARKANSAS

BRYANT HS



### CAREER HIGHS

Category	High	Opponent (Last)	Date
Innings	8.0	Alabama	3/31/17
Longest Start	8.0	Alabama	3/31/17
Shortest Start	2.0	2x (at Ok. St.)	3/29/16
Longest Relief	4.1	W. Illinois	3/12/16
Hits	8	at Auburn	4/21/17
Runs	8	at Auburn	4/21/17
Earned Runs	8	at Auburn	4/21/17
Walks	4	at Auburn	4/21/17
Strikeouts	11	Mississippi St.	3/17/17

### CAREER VS. 2017 OPPONENTS

Team	ERA	W-L	G-GS	IP	H	R	ER	BB-K
Arizona	1.50	0-1	1-1	6.0	5	2	1	0-10
Florida	0.00	--	1-0	1.0	2	1	0	1-1
Ole Miss	4.05	0-1	2-1	11.1	10	5	5	3-16
ULM	0.00	--	1-0	3.0	1	0	0	1-3
Auburn	34.29	0-1	1-1	2.1	8	8	8	4-1
Grambling St.	0.00	--	1-0	2.0	3	0	0	0-0
Missouri St.	6.00	--	2-1	6.0	4	4	4	3-8
Mississippi St.	1.57	2-0	3-3	17.2	13	5	3	2-21
Alabama	2.21	1-0	2-2	12.2	7	3	3	1-11
LSU	0.00	1-0	2-1	9.2	9	5	0	5-14
Texas A&M	1.11	1-1	3-1	8.1	6	2	1	0-3
Georgia	1.50	1-0	1-1	6.0	5	1	1	1-5

### 2017 HIGHLIGHTS

- Made 17 appearances on the mound, 16 being starts
- Named Opening Day starter against Miami (Ohio)
- Named to Golden Spikes Mid-season Watch List
- Generated a 3.28 ERA in 90.2 innings pitched, the second-lowest ERA among Razorback starting pitchers
- Compiled an 8-4 record, the most wins of any Arkansas pitcher and the most since Chris Oliver had eight in 2014
- Made his one relief appearance in the final game of the NCAA Fayetteville Regional against Missouri State, facing three batters in the eighth inning and allowing one walk
- Struck out 96 batters and walked only 20 for a 4.8 strikeout-to-walk ratio
- Strikeouts ranked second on the team and 10th in the SEC
- Set career-highs in wins (8), starts (16), innings pitched (90.2), and strikeouts (96)
- Was best among Arkansas starters in SEC play with a 6-3 record and a 3.38 ERA in 10 starts
- ERA was in top-15 among conference pitchers
- Had only one quality start in first four outings before racking up five-straight quality starts, all against SEC opponents (Mississippi State, Missouri, Alabama, LSU, Georgia)
- Had a total of eight quality starts on the year, his best coming at Alabama (March 31), where he threw eight strong innings and allowed just one earned run on three hits with seven strikeouts
- Recorded 10 or more strikeouts vs. No. 5 Arizona (March 3), Mississippi State (March 17), and Ole Miss (April 27)
- The 20 walks for the year were the 13th-lowest in the league
- Opened season a stretch of seven-straight games with one walk or less allowed
- During same span, he struck out 48 batters and had allowed only 10 earned runs in 40.1 innings

### KNIGHT'S CAREER APPEARANCES

Blaine Knight 2016 Game-By-Game (Freshman)  
(18 Appearances, 7 Starts)

Date	Opponent	IP	H	R-ER	BB	K	Result
2/20/16	Central Michigan*	5.0	4	2-2	0	3	W, 1-0
2/27/16	vs. #9 Houston*	2.0	4	1-1	1	3	ND
3/5/16	Eastern Illinois*	3.1	7	5-5	1	4	ND
3/12/16	Western Illinois	4.1	3	0-0	2	5	W, 2-0
3/16/16	Grambling St.	2.0	3	0-0	0	0	ND
3/29/16	at #16 Oklahoma St.*	2.0	4	3-3	1	1	ND
4/2/16	Missouri	3.1	4	1-1	1	2	ND
4/8/16	at #14 Ole Miss	4.0	3	0-0	1	6	ND
4/12/16	ULM*	3.0	1	0-0	1	3	ND
4/16/16	#2 Florida	1.0	2	1-0	1	1	ND
4/19/16	#25 Creighton	1.0	1	0-0	0	2	ND
4/23/16	at #12 Kentucky	2.1	3	0-0	1	2	ND
4/26/16	#18 Oklahoma St.	0.1	0	0-0	0	0	ND
4/30/16	#2 Texas A&M	1.0	1	0-0	0	0	ND
4/30/16	#2 Texas A&M	1.1	2	2-1	0	1	L, 2-1
5/7/16	at #13 LSU	3.2	6	5-0	2	8	ND
5/15/16	Alabama*	4.2	4	2-2	1	4	ND
5/19/16	at #4 Mississippi St.*	4.0	5	2-1	1	1	ND
<b>TOTALS</b>	<b>18 G, 7 GS</b>	<b>48.1</b>	<b>57</b>	<b>24-16</b>	<b>14</b>	<b>46</b>	<b>2-1</b>

Blaine Knight 2017 Game-By-Game (Sophomore)  
(17 Appearances, 16 Starts)

Date	Opponent	IP	H	R-ER	BB	K	Result
2/17/17	Miami (Ohio)*	4.0	3	0-0	0	5	W, 1-0
2/24/17	Bryant*	5.0	4	3-3	1	4	ND
3/3/17	vs. #5 Arizona*	6.0	5	2-1	0	10	L, 1-1
3/10/17	Rhode Island*	4.1	6	2-2	0	4	ND
3/17/17	Mississippi St.*	7.0	3	1-1	0	11	W, 2-1
3/24/17	at #18 Missouri*	6.0	5	2-2	1	7	W, 3-1
3/31/17	at Alabama*	8.0	3	1-1	0	7	W, 4-1
4/7/17	#13 LSU*	6.0	3	0-0	3	6	W, 5-1
4/13/17	Georgia*	6.0	5	1-1	1	5	W, 6-1
4/21/17	at #10 Auburn*	2.1	8	8-8	4	1	L, 6-2
4/27/17	Ole Miss*	7.1	7	5-5	2	10	L, 6-3
5/4/17	at Tennessee*	5.0	5	3-3	1	2	ND
5/13/17	#25 Vanderbilt*	5.0	6	1-1	3	5	L, 6-4
5/20/17	at #22 Texas A&M*	6.0	3	0-0	0	2	W, 7-4
5/26/17	vs. Mississippi St.*	6.2	5	2-1	1	9	W, 8-4
6/3/17	#21 Missouri State*	5.1	4	4-4	2	8	ND
6/5/17	#21 Missouri State	0.2	0	0-0	1	0	ND
<b>TOTALS</b>	<b>17 G, 16 GS</b>	<b>90.2</b>	<b>75</b>	<b>35-33</b>	<b>20</b>	<b>96</b>	<b>8-4</b>

## #55 ISAIAH CAMPBELL

RHP • 6-4 • 225 • R-SOPHOMORE  
OLATHE, KAN.  
OLATHE SOUTH HS



### CAREER HIGHS

Category	High	Opponent (Last)	Date
Innings	5.0	Alabama	5/13/16
Longest Start	4.0	Grambling State	3/15/16
Shortest Start	2.0	Miss. Valley St.	2/23/16
Longest Relief	5.0	Alabama	5/13/16
Hits	4	Grambling State	3/15/16
Runs	3	4x (at Miss. St.)	5/20/16
Earned Runs	3	2x (at LSU)	5/7/16
Walks	3	at Mississippi St.	5/20/16
Strikeouts	4	Grambling State	3/15/16

### CAREER VS. 2018 OPPONENTS

Team	ERA	W-L	G-GS	IP	H	R	ER	BB-K
Florida	0.00	--	1-0	2.1	3	2	0	0-3
Memphis	0.00	--	1-1	2.2	2	0	0	1-2
Ole Miss	45.00	--	1-0	0.2	3	2	1	0-1
Grambling St.	6.75	1-0	1-1	4.0	4	3	3	1-4
South Carolina	9.00	--	1-0	1.0	1	1	1	0-0
Mississippi St.	3.00	0-1	1-1	3.0	3	3	1	3-1
Alabama	0.00	--	1-0	5.0	1	0	0	1-2
LSU	27.00	--	1-0	1.0	3	3	3	2-2
Texas A&M	2.90	--	1-0	3.1	3	1	1	1-1

### CAMPBELL'S CAREER APPEARANCES

Isaiah Campbell 2016 Game-By-Game (Freshman)  
(13 Appearances, 6 Starts)

Date	Opponent	IP	H	R-ER	BB	K	Result
2/23/16	Miss. Valley State*	2.0	2	1-1	0	1	W, 1-0
3/9/16	Gonzaga	0.1	1	0-0	0	1	ND
3/15/16	Grambling State*	4.0	4	3-3	1	4	W, 2-0
3/18/16	at South Carolina	1.0	1	1-1	0	0	ND
4/6/16	at Memphis*	2.2	2	0-0	1	2	ND
4/9/16	at Ole Miss	0.2	3	2-1	0	1	ND
4/14/16	Florida	2.1	3	2-0	0	3	ND
4/19/16	Creighton*	3.0	2	0-0	0	2	W, 3-0
4/26/16	Oklahoma State*	3.1	3	3-2	2	2	ND
5/1/16	Texas A&M	3.1	3	1-1	1	1	ND
5/7/16	at LSU	1.0	3	3-3	2	2	ND
5/13/16	Alabama	5.0	1	0-0	1	2	ND
5/20/16	at Mississippi St.*	3.0	3	3-1	3	1	L, 3-1
<b>TOTALS</b>	<b>13 G, 6 GS</b>	<b>31.2</b>	<b>31</b>	<b>19-13</b>	<b>11</b>	<b>23</b>	<b>3-1</b>

Isaiah Campbell 2017 Game-By-Game (Sophomore)  
(17 Appearances, 16 Starts)

Date	Opponent	IP	H	R-ER	BB	K	Result
2/25/17	Bryant	0.2	3	3-3	1	1	ND
<b>TOTALS</b>	<b>1 G, 0 GS</b>	<b>0.2</b>	<b>3</b>	<b>3-3</b>	<b>1</b>	<b>1</b>	<b>0-0</b>

### 2016 HIGHLIGHTS

- Made six starts in 13 appearances
- Recorded 23 strikeouts in 31.2 innings of work, while going 3-1 with a 3.69 ERA
- His 31.2 innings were the fifth-most on the team and he tied for second in wins
- Recorded first career start, strikeout and win against Mississippi Valley State (Feb. 23), going 2.0 innings in a 21-4 victory
- Earned wins against Grambling State (March 15) and No. 25 Creighton (April 19)
- Made seven appearances in SEC play with one start
- Was one of three freshmen to have at least one start in conference play
- Compiled a 3.86 ERA against SEC teams, striking out 10 batters in 16.1 innings
- Longest outing and first quality start was against Alabama (May 13), allowing one run in 5.0 innings pitched with two strikeouts
- Had a career-high four strikeouts against Grambling State (March 15)
- Turned in scoreless outings against Gonzaga (March 9), at Memphis (April 6), No. 25 Creighton (April 19) and Alabama (May 13)
- Played for the Conejo Oaks in the California Collegiate Summer Baseball League where he was named to the South All-Star Team
- Named to the 2015-16 First-Year SEC Academic Honor Roll.

## #11 KEATON MCKINNEY

RHP • 6-5 • 235 • R-JUNIOR  
ANKENY, IOWA  
CENTENNIAL HS



### CAREER HIGHS

Category	High	Opponent (Last)	Date
Innings	8.0	Alabama	3/31/17
Longest Start	8.0	Alabama	3/31/17
Shortest Start	2.0	2x (at Ok. St.)	3/29/16
Longest Relief	4.1	W. Illinois	3/12/16
Hits	8	at Auburn	4/21/17
Runs	8	at Auburn	4/21/17
Earned Runs	8	at Auburn	4/21/17
Walks	4	at Auburn	4/21/17
Strikeouts	11	Mississippi St.	3/17/17

### CAREER VS. 2017 OPPONENTS

Team	ERA	W-L	G-GS	IP	H	R	ER	BB-K
Arizona	1.50	0-1	1-1	6.0	5	2	1	0-10
Florida	0.00	--	1-0	1.0	2	1	0	1-1
Ole Miss	4.05	0-1	2-1	11.1	10	5	5	3-16
ULM	0.00	--	1-0	3.0	1	0	0	1-3
Auburn	34.29	0-1	1-1	2.1	8	8	8	4-1
Grambling St.	0.00	--	1-0	2.0	3	0	0	0-0
Missouri St.	6.00	--	2-1	6.0	4	4	4	3-8
Mississippi St.	1.57	2-0	3-3	17.2	13	5	3	2-21
Alabama	2.21	1-0	2-2	12.2	7	3	3	1-11
LSU	0.00	1-0	2-1	9.2	9	5	0	5-14
Texas A&M	1.11	1-1	3-1	8.1	6	2	1	0-3
Georgia	1.50	1-0	1-1	6.0	5	1	1	1-5

### 2016 HIGHLIGHTS

- Made 13 appearances with 12 starts to finish with a 6.66 ERA and a 1-5 record
- Part of starting rotation for majority of season, pitching 52.2 innings and striking out 31
- All decisions came in conference play with win coming against Auburn (March 26)
- Threw 6.0 scoreless innings in win over Auburn, giving up just three hits with three strikeouts ... Had a 6.75 ERA in conference play
- Tied a career-high of five strikeouts twice during season, vs. No. 2 Florida (April 15) and No. 2 Texas A&M (May 1)
- Went a season-long 7.0 innings vs. Eastern Illinois (March 6), giving up just one earned run while scattering four hits
- Recorded two or more strikeouts in eight of last nine appearances, all in SEC play.

### 2015 HIGHLIGHTS

- >>> SEC All-Freshman Team (Coaches)
- >>> Louisville Slugger Freshman All-America
- >>> SEC Pitcher of the Week (May 4)
- >>> SEC Freshman of the Week (May 18)

- Came on strong at the end of the season, posting a 5-1 record over his final 10 starts to help anchor the starting rotation
- Named to the SEC All-Freshman Team (Coaches) after going 5-0 in conference play with a 2.90 earned run average
- Earned Louisville Slugger Freshman All-America honors, becoming the 18th Freshman All-American in program history
- Was named SEC Pitcher and Freshman of the Week during the season, the only player in the league to earn both honors
- Named SEC Pitcher of the Week (May 4) after tossing a two-hit shutout at

- Alabama (May 2) for his second complete game of the year
- Earned SEC Freshman of the Week honors after his final start of the regular season, recording 7.0 scoreless innings at Georgia (May 15) and allowing just four hits
- Posted a season-high five strikeouts in a complete-game victory over Kentucky (April 12)
- Allowed three earned runs or less in 17 of his 18 starts on the year
- Finished with a 3.21 ERA, the lowest among starting pitchers on the staff
- Was the only pitcher on the team to record a complete game, notching two on the season
- Tied for fourth in school history and set the freshman record with 18 games started on the year
- Named to 2014-15 SEC First Year Academic Honor Roll.

### MCKINNEY'S CAREER APPEARANCES

Keaton McKinney 2015 Game-By-Game (Freshman)  
(21 Appearances, 18 Starts)

Date	Opponent	IP	H	R-ER	BB	K	Result
2/13/15	North Dakota	3.1	4	1-1	1	2	ND
2/22/15	vs. Maryland*	5.0	3	1-1	2	4	ND
3/3/15	Eastern Illinois*	4.0	1	0-0	3	3	W, 1-0
3/8/15	Loyola Marymount*	3.1	3	4-4	1	3	L, 1-1
3/14/15	at Vanderbilt*	2.0	6	3-3	1	1	ND
3/17/15	SE Missouri St.*	5.0	1	1-1	3	3	ND
3/20/15	LSU	1.0	5	4-4	1	0	ND
3/25/15	at Memphis*	4.0	6	2-1	1	2	ND
3/28/15	Ole Miss*	3.0	1	1-0	2	4	ND
3/31/15	Missouri State	2.0	0	0-0	1	2	ND
4/5/15	at Auburn*	3.1	5	2-2	2	0	ND
4/12/15	Kentucky*	9.0	5	3-3	1	5	W, 2-1
4/19/15	at Texas A&M*	5.1	7	2-2	4	3	W, 3-1
4/26/15	Mississippi St.*	5.1	6	1-0	2	1	ND
5/2/15	at Alabama*	9.0	2	0-0	1	2	W, 4-1
5/10/15	Tennessee*	4.2	3	2-2	0	2	W, 5-1
5/15/15	at Georgia*	7.0	4	0-0	3	4	W, 6-1
5/20/15	vs. Florida*	1.0	0	3-3	3	1	ND
5/30/15	at Oklahoma St.*	4.0	4	2-2	2	1	ND
6/6/15	Missouri State*	1.1	3	1-1	3	0	L, 6-2
6/15/15	vs. Miami*	4.1	2	1-1	1	3	ND
<b>TOTALS</b>	<b>21 G, 18 GS</b>	<b>87.0</b>	<b>71</b>	<b>34-31</b>	<b>38</b>	<b>46</b>	<b>6-2</b>

Keaton McKinney 2017 Game-By-Game (Sophomore)  
(13 Appearances, 12 Starts)

Date	Opponent	IP	H	R-ER	BB	K	Result
2/21/16	Central Michigan*	4.0	4	3-2	2	1	ND
2/28/16	vs. Texas Tech*	0.2	3	5-5	2	1	ND
3/6/16	Eastern Illinois*	7.0	4	2-1	1	1	ND
3/12/16	Western Illinois*	3.2	5	3-3	4	1	ND
3/20/16	at South Carolina*	4.2	7	4-3	0	4	ND
3/26/16	Auburn*	6.0	3	0-0	5	3	W, 1-0
4/2/16	Missouri*	3.2	6	6-6	4	2	L, 1-1
4/10/16	at Ole Miss	2.0	4	2-2	0	1	ND
4/15/16	Florida*	4.0	5	3-3	3	2	L, 1-2
4/23/16	at Kentucky*	3.1	4	3-3	3	2	ND
5/1/16	Texas A&M*	5.2	6	5-1	1	5	L, 1-3
5/8	at LSU*	4.1	4	4-4	3	2	L, 1-4
5/14	Alabama*	3.2	3	6-6	5	3	L, 1-5
<b>TOTALS</b>	<b>13 G, 12 GS</b>	<b>52.2</b>	<b>58</b>	<b>46-39</b>	<b>34</b>	<b>31</b>	<b>1-5</b>

# By The Numbers

## RECORD RUNDOWN

Overall .....	0-0
vs. Top-5 Teams .....	0-0
vs. Top-10 Teams .....	0-0
vs. Top-25 Teams .....	0-0
vs. Unranked Teams .....	0-0
At home .....	0-0
On the road .....	0-0
At neutral sites .....	0-0
In day games .....	0-0
In night games .....	0-0
In extra innings .....	0-0
Vs. teams .500 or better .....	0-0
Vs. teams .500 or worse .....	0-0
Vs. left-handed starter .....	0-0
Vs. right-handed starter .....	0-0
When starter receives decision .....	0-0
When reliever receives decision .....	0-0
When starter goes 5+ innings .....	0-0
When starter goes less than 5 innings .....	0-0
When scoring first .....	0-0
When opponent scores first .....	0-0
When leading after 6 innings .....	0-0
When trailing after 6 innings .....	0-0
When tied after 6 innings .....	0-0
When leading after 8 innings .....	0-0
When trailing after 8 innings .....	0-0
When tied after 8 innings .....	0-0
In one-run games .....	0-0
In two-run games .....	0-0
Series W-L-T .....	0-0-0
Series sweeps/times swept .....	0/0
When scoring 0-2 runs .....	0-0
When scoring 3-5 runs .....	0-0
When scoring 6-9 runs .....	0-0
When scoring 10+ runs .....	0-0
Shutouts vs. times shut out .....	0/0
When opponent scores 5 runs or less .....	0-0
When opponent scores 5 runs or more .....	0-0
When collecting 0-3 hits .....	0-0
When collecting 4-6 hits .....	0-0
When collecting 7-9 hits .....	0-0
When collecting 10-12 hits .....	0-0
When collecting 13+ hits .....	0-0
When out-hitting opponent .....	0-0
When out-hit by opponent .....	0-0
When hits are equal .....	0-0
When hitting a home run .....	0-0
When opponent hits a home run .....	0-0
When errorless .....	0-0
When committing one error .....	0-0
When committing 2+ errors .....	0-0
When opponent is errorless .....	0-0
Vs. SEC .....	0-0
Vs. SEC East .....	0-0
Vs. SEC West .....	0-0
Vs. non-conference .....	0-0
Game 1 of weekend series .....	0-0
Game 2 of weekend series .....	0-0
Game 3 of weekend series .....	0-0
In February .....	0-0
In March .....	0-0
In April .....	0-0
In May .....	0-0
In June .....	0-0

## MULTIPLE-HIT GAMES

Name	2	3	4	5+	Total
Jax Biggers	-	-	-	-	-
Luke Bonfield	-	-	-	-	-
Eric Cole	-	-	-	-	-
Dominic Fletcher	-	-	-	-	-
Jared Gates	-	-	-	-	-
Grant Koch	-	-	-	-	-
Heston Kjerstad	-	-	-	-	-
Carson Shaddy	-	-	-	-	-
Cole Turney	-	-	-	-	-

## CAREER MULTIPLE-HIT GAMES

Name	2015	2016	2017	2018	Total
Jax Biggers	--	--	23	--	23
Luke Bonfield	--	14	24	--	38
Eric Cole	--	8	15	--	23
Dominic Fletcher	--	--	18	--	18
Jared Gates	--	--	5	--	5
Heston Kjerstad	--	--	--	--	--
Grant Koch	--	7	15	--	22
Carson Shaddy	5	21	15	--	41
Cole Turney	--	--	--	--	--

## MULTIPLE-RBI GAMES

Name	2	3	4	5+	Total
Jax Biggers	-	-	-	-	-
Luke Bonfield	-	-	-	-	-
Eric Cole	-	-	-	-	-
Dominic Fletcher	-	-	-	-	-
Jared Gates	-	-	-	-	-
Heston Kjerstad	-	-	-	-	-
Grant Koch	-	-	-	-	-
Carson Shaddy	-	-	-	-	-
Cole Turney	-	-	-	-	-

## HITTING STREAKS

Name	CURRENT	2018	CAREER
Jax Biggers	--	--	9
Luke Bonfield	--	--	8
Eric Cole	3	--	12
Dominic Fletcher	--	--	8
Grant Koch	--	--	8
Jordan McFarland	--	--	4
Carson Shaddy	--	--	11
Evan Lee	--	--	4
Jared Gates	4	--	5

## REACHED BASE

Name	CURRENT	2018	CAREER
Jax Biggers	--	--	14
Luke Bonfield	--	--	12
Eric Cole	3	--	12
Dominic Fletcher	--	--	13
Grant Koch	--	--	13
Jared Gates	8	--	9
Carson Shaddy	--	--	19
Jordan McFarland	1	--	5
Evan Lee	--	--	7

## HOME RUNS

Career Home Runs	SOLO	2R	3R	GS	Total
Jax Biggers	3	1	-	-	4
Luke Bonfield	6	8	3	-	17
Eric Cole	3	2	-	-	5
Dominic Fletcher	8	3	1	-	12
Grant Koch	6	4	6	1	17
Jared Gates	3	3	-	-	6
Carson Shaddy	7	8	-	-	15

## BREAKDOWN

Total .....	0
At Baum Stadium .....	0
On The Road .....	0
At Neutral Site .....	0
Vs. RHP .....	0
Vs. LHP .....	0
w/ 0 Outs .....	0
w/ 1 Out .....	0
w/ 2 Outs .....	0
Solo .....	0
Two-Run .....	0
Three-Run .....	0
Grand Slam .....	0
Back-To-Back .....	0
Pinch-Hit .....	0
Walk-Off .....	0
Before the 7th Inning .....	0
7th Inning and Beyond .....	0
Opponent Total .....	0
Last HR Given Up .....	N/A
Longest Stretch Without HR Allowed .....	0
Current Streak of No HR Allowed .....	0

## HOME RUN TRACKER

Player	Date	Opp.	On Base-Outs
--------	------	------	--------------

# By The Numbers

## STARTERS GAME-BY-GAME

Opponent	W-L	IP	H	R	ER	BB	K
Bucknell	--	--	--	--	--	--	--
Bucknell	--	--	--	--	--	--	--
Bucknell	--	--	--	--	--	--	--
vs. Arizona	--	--	--	--	--	--	--
vs. Cal Poly	--	--	--	--	--	--	--
@ SDSU	--	--	--	--	--	--	--
@ San Diego	--	--	--	--	--	--	--
Dayton	--	--	--	--	--	--	--
Dayton	--	--	--	--	--	--	--
USC	--	--	--	--	--	--	--
USC	--	--	--	--	--	--	--
USC	--	--	--	--	--	--	--
Kent State	--	--	--	--	--	--	--
Kent State	--	--	--	--	--	--	--
Kent State	--	--	--	--	--	--	--
Texas	--	--	--	--	--	--	--
Texas	--	--	--	--	--	--	--
Kentucky	--	--	--	--	--	--	--
Kentucky	--	--	--	--	--	--	--
Kentucky	--	--	--	--	--	--	--
vs. Charlotte	--	--	--	--	--	--	--
@ Charlotte	--	--	--	--	--	--	--
@ Florida	--	--	--	--	--	--	--
@ Florida	--	--	--	--	--	--	--
@ Florida	--	--	--	--	--	--	--
vs. Memphis	--	--	--	--	--	--	--
@ Ole Miss	--	--	--	--	--	--	--
@ Ole Miss	--	--	--	--	--	--	--
@ Ole Miss	--	--	--	--	--	--	--
ULM	--	--	--	--	--	--	--
ULM	--	--	--	--	--	--	--
Auburn	--	--	--	--	--	--	--
Auburn	--	--	--	--	--	--	--
Auburn	--	--	--	--	--	--	--
Grambling St.	--	--	--	--	--	--	--
S. Carolina	--	--	--	--	--	--	--
S. Carolina	--	--	--	--	--	--	--
S. Carolina	--	--	--	--	--	--	--
Missouri St.	--	--	--	--	--	--	--
@ Miss. St.	--	--	--	--	--	--	--
@ Miss. St.	--	--	--	--	--	--	--
@ Miss. St.	--	--	--	--	--	--	--
Texas Tech	--	--	--	--	--	--	--
Texas Tech	--	--	--	--	--	--	--
Alabama	--	--	--	--	--	--	--
Alabama	--	--	--	--	--	--	--
Alabama	--	--	--	--	--	--	--
@ LSU	--	--	--	--	--	--	--
@ LSU	--	--	--	--	--	--	--
@ LSU	--	--	--	--	--	--	--
Texas A&M	--	--	--	--	--	--	--
@ Georgia	--	--	--	--	--	--	--
@ Georgia	--	--	--	--	--	--	--
@ Georgia	--	--	--	--	--	--	--

## BULLPEN GAME-BY-GAME

Opponent	W-L-S	IP	H	R	ER	BB	K
Bucknell	--	--	--	--	--	--	--
Bucknell	--	--	--	--	--	--	--
Bucknell	--	--	--	--	--	--	--
vs. Arizona	--	--	--	--	--	--	--
vs. Cal Poly	--	--	--	--	--	--	--
@ SDSU	--	--	--	--	--	--	--
@ San Diego	--	--	--	--	--	--	--
Dayton	--	--	--	--	--	--	--
Dayton	--	--	--	--	--	--	--
USC	--	--	--	--	--	--	--
USC	--	--	--	--	--	--	--
USC	--	--	--	--	--	--	--
Kent State	--	--	--	--	--	--	--
Kent State	--	--	--	--	--	--	--
Kent State	--	--	--	--	--	--	--
Texas	--	--	--	--	--	--	--
Texas	--	--	--	--	--	--	--
Kentucky	--	--	--	--	--	--	--
Kentucky	--	--	--	--	--	--	--
Kentucky	--	--	--	--	--	--	--
vs. Charlotte	--	--	--	--	--	--	--
@ Charlotte	--	--	--	--	--	--	--
@ Florida	--	--	--	--	--	--	--
@ Florida	--	--	--	--	--	--	--
@ Florida	--	--	--	--	--	--	--
vs. Memphis	--	--	--	--	--	--	--
@ Ole Miss	--	--	--	--	--	--	--
@ Ole Miss	--	--	--	--	--	--	--
@ Ole Miss	--	--	--	--	--	--	--
ULM	--	--	--	--	--	--	--
ULM	--	--	--	--	--	--	--
Auburn	--	--	--	--	--	--	--
Auburn	--	--	--	--	--	--	--
Auburn	--	--	--	--	--	--	--
Grambling St.	--	--	--	--	--	--	--
S. Carolina	--	--	--	--	--	--	--
S. Carolina	--	--	--	--	--	--	--
S. Carolina	--	--	--	--	--	--	--
Missouri St.	--	--	--	--	--	--	--
@ Miss. St.	--	--	--	--	--	--	--
@ Miss. St.	--	--	--	--	--	--	--
@ Miss. St.	--	--	--	--	--	--	--
Texas Tech	--	--	--	--	--	--	--
Texas Tech	--	--	--	--	--	--	--
Alabama	--	--	--	--	--	--	--
Alabama	--	--	--	--	--	--	--
Alabama	--	--	--	--	--	--	--
@ LSU	--	--	--	--	--	--	--
@ LSU	--	--	--	--	--	--	--
@ LSU	--	--	--	--	--	--	--
Texas A&M	--	--	--	--	--	--	--
@ Georgia	--	--	--	--	--	--	--
@ Georgia	--	--	--	--	--	--	--
@ Georgia	--	--	--	--	--	--	--

## RECORD PER STARTER

Pitcher (Total Starts) Record

## QUALITY STARTS

Pitcher (Total Starts) QS Record

## RUN SUPPORT

Pitcher (Total Starts) Runs Per Start

# Game-By-Game Batting Order

**2017 RECORD:** 45-19 • **HOME:** 30-8 • **AWAY:** 10-7 • **NEUTRAL:** 5-4 • **SEC:** 18-11 • **NCAA TOURNAMENT:** 3-2

Date	Opposing team	1	2	3	4	5	6	7	8	9
Feb. 17, 2017	MIAMI (OHIO)	Cole	Biggers	Bonfield	Koch	Fletcher	Shaddy	Spanberger	Arledge	Wilson
Feb. 18, 2017	MIAMI (OHIO)	Arledge	Cole	Bonfield	Koch	Fletcher	Shaddy	McFarland	Spanberger	Biggers
Feb. 19, 2017	MIAMI (OHIO)	Cole	Biggers	Bonfield	Koch	Fletcher	Shaddy	Spanberger	Burch	Wilson
Feb. 24, 2017	BRYANT	Cole	Lee	Bonfield	Koch	Fletcher	Shaddy	Spanberger	Biggers	Wilson
Feb. 25, 2017	BRYANT	Cole	Arledge	Bonfield	Koch	Fletcher	Shaddy	McFarland	Biggers	Williams
Feb. 26, 2017	BRYANT	Arledge	Lee	Bonfield	Koch	Fletcher	Shaddy	Spanberger	Biggers	Wilson
Feb. 28, 2017	at Louisiana Tech	Arledge	Cole	Bonfield	Koch	Fletcher	Shaddy	Spanberger	Williams	Biggers
March 1, 2017	at Louisiana Tech	Cole	Arledge	Bonfield	Koch	Fletcher	Shaddy	Biggers	McFarland	Wilson
March 3, 2017	vs. Arizona^	Cole	Arledge	Bonfield	Koch	Fletcher	Shaddy	Biggers	McFarland	Wilson
March 4, 2017	vs. Nebraska^	Arledge	Spanberger	Bonfield	Koch	Fletcher	Shaddy	Lee	McFarland	Biggers
March 5, 2017	vs. Oklahoma State^	Arledge	Cole	Bonfield	Koch	Fletcher	Shaddy	McFarland	Williams	Biggers
March 7, 2017	ULM	Cole	Spanberger	Bonfield	Koch	Lee	Shaddy	Gosser	Biggers	Wilson
March 8, 2017	ULM	Arledge	Spanberger	Bonfield	Koch	Fletcher	Shaddy	McFarland	Biggers	Williams
March 10, 2017	RHODE ISLAND-1	Arledge	Cole	Bonfield	Koch	Shaddy	Fletcher	McFarland	Williams	Biggers
March 10, 2017	RHODE ISLAND-2	Arledge	Spanberger	Bonfield	Koch	Fletcher	Shaddy	Gosser	Biggers	Wilson
March 12, 2017	RHODE ISLAND	Arledge	Spanberger	Bonfield	Koch	Fletcher	Shaddy	Lee	Biggers	Wilson
March 14, 2017	ALCORN STATE	Arledge	Cole	Bonfield	Koch	McFarland	Burch	Williams	Gosser	Wilson
March 15, 2017	ALCORN STATE	Arledge	Spanberger	Bonfield	Koch	Fletcher	McFarland	Burch	Williams	Biggers
March 17, 2017	MISSISSIPPI STATE*	Arledge	Spanberger	Bonfield	Koch	Fletcher	Shaddy	Burch	Williams	Biggers
March 18, 2017	MISSISSIPPI STATE*	Arledge	Spanberger	Bonfield	Koch	Fletcher	Shaddy	Burch	Cole	Biggers
March 19, 2017	MISSISSIPPI STATE*	Arledge	Spanberger	Bonfield	Koch	Shaddy	Fletcher	McFarland	Cole	Biggers
March 22, 2017	NEW ORLEANS	Arledge	Spanberger	Bonfield	Koch	Shaddy	Cole	Gates	McFarland	Biggers
March 24, 2017	at Missouri*	Arledge	Spanberger	Bonfield	Koch	Fletcher	Shaddy	Cole	Gates	Biggers
March 25, 2017	at Missouri*	Arledge	Spanberger	Bonfield	Koch	Fletcher	Shaddy	Burch	Kenley	Biggers
March 26, 2017	at Missouri*	Arledge	Spanberger	Bonfield	Koch	Fletcher	Shaddy	Cole	McFarland	Biggers
March 31, 2017	at Alabama*	Arledge	Spanberger	Bonfield	Koch	Fletcher	Shaddy	Cole	Gates	Biggers
April 1, 2017	at Alabama*	Arledge	Spanberger	Bonfield	Koch	Fletcher	Shaddy	Williams	McFarland	Biggers
April 2, 2017	at Alabama*	Arledge	Spanberger	Bonfield	Koch	Fletcher	Shaddy	Cole	Gates	Biggers
April 4, 2017	GRAND CANYON-1	Arledge	Spanberger	Bonfield	Koch	Gates	Shaddy	Cole	Lee	Biggers
April 5, 2017	GRAND CANYON-2	Spanberger	Bonfield	Koch	Fletcher	Shaddy	Gates	McFarland	Gosser	Kenley
April 7, 2017	LSU*	Arledge	Spanberger	Bonfield	Koch	Fletcher	Shaddy	Gates	Cole	Biggers
April 8, 2017	LSU*	Arledge	Spanberger	Bonfield	Koch	Fletcher	Shaddy	Gates	Cole	Biggers
April 9, 2017	LSU*	Arledge	Spanberger	Bonfield	Koch	Fletcher	Shaddy	Gates	Cole	Biggers
April 11, 2017	at Missouri State	Arledge	Spanberger	Bonfield	Koch	Shaddy	Gates	Williams	McFarland	Biggers
April 13, 2017	GEORGIA*	Arledge	Spanberger	Bonfield	Koch	Shaddy	Gates	McFarland	Fletcher	Biggers
April 14, 2017	GEORGIA*	Arledge	Spanberger	Bonfield	Koch	Shaddy	Gates	Cole	Fletcher	Biggers
April 15, 2017	GEORGIA*	Lee	Spanberger	Bonfield	Koch	Gates	Shaddy	Cole	Fletcher	Biggers
April 18, 2017	MEMPHIS	Arledge	Spanberger	Bonfield	Koch	Gates	Shaddy	Cole	Fletcher	Biggers
April 19, 2017	MEMPHIS%	Arledge	Spanberger	Bonfield	Gates	Shaddy	Cole	Fletcher	Gosser	Biggers
April 21, 2017	at Auburn*	Arledge	Spanberger	Bonfield	Koch	Gates	Shaddy	Cole	Fletcher	Biggers
April 22, 2017	at Auburn*	Arledge	Spanberger	Bonfield	Gates	Koch	Cole	Shaddy	Fletcher	Biggers
April 23, 2017	at Auburn*	Arledge	Spanberger	Bonfield	Gates	Koch	Cole	Shaddy	Fletcher	Biggers
April 25, 2017	vs. Kansas State@	Arledge	Spanberger	Bonfield	Koch	Gates	Shaddy	Cole	McFarland	Biggers
April 27, 2017	OLE MISS*	Arledge	Spanberger	Bonfield	Koch	Gates	Shaddy	Cole	Fletcher	Biggers
April 28, 2017	OLE MISS-1*	Arledge	Spanberger	Bonfield	Shaddy	Gates	Cole	Koch	McFarland	Biggers
April 28, 2017	OLE MISS-2*	Cole	Spanberger	Bonfield	Koch	Shaddy	Gates	Arledge	Lee	Biggers
May 4, 2017	at Tennessee*	Cole	Spanberger	Bonfield	Koch	Gates	Shaddy	Fletcher	Arledge	Biggers
May 6, 2017	at Tennessee*	Cole	Spanberger	Bonfield	Koch	Gates	Shaddy	Fletcher	Arledge	Biggers
May 12, 2017	VANDERBILT*	Arledge	Spanberger	Bonfield	Koch	Gates	Shaddy	Cole	Fletcher	Biggers
May 13, 2017	VANDERBILT*	Arledge	Spanberger	Bonfield	Koch	Gates	Shaddy	Gosser	Fletcher	Biggers
May 14, 2017	VANDERBILT*	Arledge	Spanberger	Bonfield	Koch	Gates	Shaddy	Cole	Fletcher	Biggers
May 18, 2017	at Texas A&M*	Arledge	Spanberger	Bonfield	Koch	Cole	Shaddy	Fletcher	Biggers	Kenley
May 19, 2017	at Texas A&M*	Arledge	Spanberger	Bonfield	Koch	Fletcher	Shaddy	Cole	Gates	Biggers
May 20, 2017	at Texas A&M*	Cole	Spanberger	Bonfield	Koch	Fletcher	Shaddy	Biggers	Arledge	Burch
May 25, 2017	vs. Mississippi State#	Cole	Spanberger	Bonfield	Koch	Fletcher	Shaddy	Biggers	Arledge	Kenley
May 25, 2017	vs. Auburn#	Cole	Spanberger	Bonfield	Fletcher	Shaddy	Biggers	Koch	Gates	Arledge
May 26, 2017	vs. Mississippi State#	Cole	Spanberger	Bonfield	Fletcher	Shaddy	Biggers	Koch	Gates	Arledge
May 27, 2017	vs. Florida#	Cole	Spanberger	Bonfield	Fletcher	Shaddy	Biggers	Koch	Gates	Arledge
May 28, 2017	vs. LSU#	Cole	Spanberger	Bonfield	Fletcher	Shaddy	Biggers	Koch	Gates	Arledge
June 2, 2017	ORAL ROBERTS+	Koch	Spanberger	Shaddy	Kenley	Biggers	Arledge	Fletcher	Cole	Bonfield
June 3, 2017	MISSOURI STATE+	Cole	Spanberger	Bonfield	Fletcher	Shaddy	Biggers	Koch	Arledge	Kenley
June 4, 2017	ORAL ROBERTS+	Cole	Spanberger	Bonfield	Fletcher	Biggers	Shaddy	Gates	Koch	Arledge
June 4, 2017	MISSOURI STATE+	Cole	Spanberger	Bonfield	Fletcher	Biggers	Shaddy	Gates	Koch	Arledge
June 5, 2017	MISSOURI STATE+	Cole	Spanberger	Bonfield	Fletcher	Biggers	Shaddy	Gates	Koch	Arledge

^ - Frisco College Classic (Frisco, Texas) • \* - SEC Game • % - Played at Dickey-Stephens Park (North Little Rock, Ark.)

@ - Played at Kauffman Stadium (Kansas City, Mo.) • # - SEC Tournament (Hoover, Ala.) • + - NCAA Fayetteville Regional (Fayetteville, Ark.)

# Defensive Starting Lineups

**2017 RECORD:** 45-19 • **HOME:** 30-8 • **AWAY:** 10-7 • **NEUTRAL:** 5-4 • **SEC:** 18-11 • **NCAA TOURNAMENT:** 3-2

Date	Opposing team	C	1B	2B	3B	SS	LF	CF	RF	DH
Feb. 17, 2017	MIAMI (OHIO)	Koch	Spanberger	Shaddy	Wilson	Biggers	Bonfield	Fletcher	Arledge	Cole
Feb. 18, 2017	MIAMI (OHIO)	Koch	McFarland	Shaddy	Spanberger	Biggers	Arledge	Fletcher	Cole	Bonfield
Feb. 19, 2017	MIAMI (OHIO)	Koch	Spanberger	Shaddy	Wilson	Biggers	Bonfield	Fletcher	Cole	Burch
Feb. 24, 2017	BRYANT	Koch	Spanberger	Shaddy	Wilson	Biggers	Bonfield	Fletcher	Cole	Lee
Feb. 25, 2017	BRYANT	Koch	McFarland	Williams	Shaddy	Biggers	Arledge	Fletcher	Cole	Bonfield
Feb. 26, 2017	BRYANT	Koch	Spanberger	Shaddy	Wilson	Biggers	Bonfield	Fletcher	Arledge	Lee
Feb. 28, 2017	at Louisiana Tech	Koch	Spanberger	Williams	Shaddy	Biggers	Bonfield	Fletcher	Arledge	Cole
March 1, 2017	at Louisiana Tech	Koch	McFarland	Shaddy	Wilson	Biggers	Arledge	Fletcher	Cole	Bonfield
March 3, 2017	vs. Arizona	Koch	McFarland	Shaddy	Wilson	Biggers	Arledge	Fletcher	Cole	Bonfield
March 4, 2017	vs. Nebraska	Koch	McFarland	Shaddy	Spanberger	Biggers	Bonfield	Fletcher	Arledge	Lee
March 5, 2017	vs. Oklahoma State^	Koch	McFarland	Williams	Shaddy	Biggers	Arledge	Fletcher	Cole	Bonfield
March 7, 2017	ULM	Gosser	Spanberger	Shaddy	Wilson	Biggers	Bonfield	Cole	Lee	Koch
March 8, 2017	ULM	Koch	McFarland	Williams	Spanberger	Biggers	Bonfield	Fletcher	Arledge	Shaddy
March 10, 2017	RHODE ISLAND-1	Koch	McFarland	Williams	Shaddy	Biggers	Bonfield	Fletcher	Arledge	Cole
March 10, 2017	RHODE ISLAND-2	Gosser	Spanberger	Shaddy	Wilson	Biggers	Bonfield	Fletcher	Arledge	Koch
March 12, 2017	RHODE ISLAND	Koch	Spanberger	Shaddy	Wilson	Biggers	Bonfield	Fletcher	Arledge	Lee
March 14, 2017	ALCORN STATE	Gosser	McFarland	Williams	Burch	Wilson	Bonfield	Arledge	Cole	Koch
March 15, 2017	ALCORN STATE	Koch	McFarland	Williams	Spanberger	Biggers	Bonfield	Fletcher	Arledge	Burch
March 17, 2017	MISSISSIPPI STATE*	Koch	Spanberger	Williams	Shaddy	Biggers	Bonfield	Fletcher	Arledge	Burch
March 18, 2017	MISSISSIPPI STATE*	Koch	Spanberger	Shaddy	Burch	Biggers	Bonfield	Fletcher	Arledge	Cole
March 19, 2017	MISSISSIPPI STATE*	Koch	McFarland	Shaddy	Spanberger	Biggers	Bonfield	Fletcher	Arledge	Cole
March 22, 2017	NEW ORLEANS	Koch	Spanberger	Shaddy	Gates	Biggers	Bonfield	Arledge	Cole	McFarland
March 24, 2017	at Missouri*	Koch	Spanberger	Shaddy	Gates	Biggers	Bonfield	Fletcher	Arledge	Cole
March 25, 2017	at Missouri*	Koch	Spanberger	Shaddy	Kenley	Biggers	Bonfield	Fletcher	Arledge	Burch
March 26, 2017	at Missouri*	Koch	McFarland	Shaddy	Spanberger	Biggers	Bonfield	Fletcher	Cole	Arledge
March 31, 2017	at Alabama*	Koch	Spanberger	Shaddy	Gates	Biggers	Bonfield	Fletcher	Arledge	Cole
April 1, 2017	at Alabama*	Koch	McFarland	Shaddy	Spanberger	Biggers	Bonfield	Fletcher	Arledge	Williams
April 2, 2017	at Alabama*	Koch	Spanberger	Shaddy	Gates	Biggers	Arledge	Fletcher	Cole	Bonfield
April 4, 2017	GRAND CANYON	Koch	Spanberger	Shaddy	Gates	Biggers	Bonfield	Arledge	Cole	Lee
April 5, 2017	GRAND CANYON	Gosser	McFarland	Shaddy	Gates	Kenley	Bonfield	Fletcher	Spanberger	Koch
April 7, 2017	LSU*	Koch	Spanberger	Shaddy	Gates	Biggers	Bonfield	Fletcher	Arledge	Cole
April 8, 2017	LSU*	Koch	Spanberger	Shaddy	Gates	Biggers	Bonfield	Fletcher	Arledge	Cole
April 9, 2017	LSU*	Koch	Spanberger	Shaddy	Gates	Biggers	Arledge	Fletcher	Cole	Bonfield
April 11, 2017	at Missouri State	Koch	McFarland	Shaddy	Gates	Biggers	Bonfield	Arledge	Spanberger	Williams
April 13, 2017	GEORGIA*	Koch	Spanberger	Shaddy	Gates	Biggers	Bonfield	Fletcher	Arledge	McFarland
April 14, 2017	GEORGIA*	Koch	Spanberger	Shaddy	Gates	Biggers	Bonfield	Fletcher	Arledge	Cole
April 15, 2017	GEORGIA*	Koch	Spanberger	Shaddy	Gates	Biggers	Bonfield	Fletcher	Cole	Lee
April 18, 2017	MEMPHIS	Koch	Spanberger	Shaddy	Gates	Biggers	Arledge	Fletcher	Cole	Bonfield
April 19, 2017	MEMPHIS%	Gosser	Spanberger	Shaddy	Gates	Biggers	Bonfield	Fletcher	Arledge	Cole
April 21, 2017	at Auburn*	Koch	Spanberger	Shaddy	Gates	Biggers	Bonfield	Fletcher	Arledge	Cole
April 22, 2017	at Auburn*	Koch	Spanberger	Shaddy	Gates	Biggers	Arledge	Fletcher	Cole	Bonfield
April 23, 2017	at Auburn*	Koch	Spanberger	Shaddy	Gates	Biggers	Arledge	Fletcher	Cole	Bonfield
April 25, 2017	vs. Kansas State@	Koch	McFarland	Shaddy	Gates	Biggers	Cole	Arledge	Spanberger	Bonfield
April 27, 2017	OLE MISS*	Koch	Spanberger	Shaddy	Gates	Biggers	Bonfield	Fletcher	Arledge	Cole
April 28, 2017	OLE MISS-1*	Koch	Spanberger	Shaddy	Gates	Biggers	Bonfield	Arledge	Cole	McFarland
April 28, 2017	OLE MISS-2*	Koch	Spanberger	Shaddy	Gates	Biggers	Bonfield	Arledge	Cole	Lee
May 4, 2017	at Tennessee*	Koch	Spanberger	Shaddy	Gates	Biggers	Arledge	Fletcher	Cole	Bonfield
May 6, 2017	at Tennessee*	Koch	Spanberger	Shaddy	Gates	Biggers	Arledge	Fletcher	Cole	Bonfield
May 12, 2017	VANDERBILT*	Koch	Spanberger	Shaddy	Gates	Biggers	Arledge	Fletcher	Cole	Bonfield
May 13, 2017	VANDERBILT*	Koch	Spanberger	Shaddy	Gates	Biggers	Bonfield	Fletcher	Arledge	Gosser
May 14, 2017	VANDERBILT*	Koch	Spanberger	Shaddy	Gates	Biggers	Arledge	Fletcher	Cole	Bonfield
May 18, 2017	at Texas A&M*	Koch	Spanberger	Shaddy	Kenley	Biggers	Arledge	Fletcher	Cole	Bonfield
May 19, 2017	at Texas A&M*	Koch	Spanberger	Shaddy	Gates	Biggers	Arledge	Fletcher	Cole	Bonfield
May 20, 2017	at Texas A&M*	Koch	Spanberger	Shaddy	Burch	Biggers	Arledge	Fletcher	Cole	Bonfield
May 25, 2017	vs. Mississippi State#	Koch	Spanberger	Shaddy	Kenley	Biggers	Arledge	Fletcher	Cole	Bonfield
May 25, 2017	vs. Auburn#	Koch	Spanberger	Shaddy	Gates	Biggers	Arledge	Fletcher	Cole	Bonfield
May 26, 2017	vs. Mississippi State#	Koch	Spanberger	Shaddy	Gates	Biggers	Arledge	Fletcher	Cole	Bonfield
May 27, 2017	vs. Florida#	Koch	Spanberger	Shaddy	Gates	Biggers	Arledge	Fletcher	Cole	Bonfield
May 28, 2017	vs. LSU#	Koch	Spanberger	Shaddy	Gates	Biggers	Arledge	Fletcher	Cole	Bonfield
June 2, 2017	ORAL ROBERTS+	Koch	Spanberger	Shaddy	Kenley	Biggers	Arledge	Fletcher	Cole	Bonfield
June 3, 2017	MISSOURI STATE+	Koch	Spanberger	Shaddy	Kenley	Biggers	Arledge	Fletcher	Cole	Bonfield
June 4, 2017	ORAL ROBERTS+	Koch	Spanberger	Shaddy	Gates	Biggers	Arledge	Fletcher	Cole	Bonfield
June 4, 2017	MISSOURI STATE+	Koch	Spanberger	Shaddy	Gates	Biggers	Arledge	Fletcher	Cole	Bonfield
June 5, 2017	MISSOURI STATE+	Koch	Spanberger	Shaddy	Gates	Biggers	Arledge	Fletcher	Cole	Bonfield

^ - Frisco College Classic (Frisco, Texas) • \* - SEC Game • % - Played at Dickey-Stephens Park (North Little Rock, Ark.)

@ - Played at Kauffman Stadium (Kansas City, Mo.) • # - SEC Tournament (Hoover, Ala.) • + - NCAA Fayetteville Regional (Fayetteville, Ark.)

## THE LAST TIME AN ARKANSAS PLAYER...

4 Hits in a game .....Chad Spanberger at No. 10 Auburn, April 23, 2017  
 5 Hits in a game ..... Andy Wilkins at No. 9 Oklahoma (Norman Regional), May 31, 2009  
 6 Hits in a game .....Jeremy Jackson vs. Northeastern (Okla.), April 16, 1997

2 Hits in an inning..... Tyler Spoon and Brian Anderson, at No. 6 South Carolina, March 22, 2013

2 Doubles in a game.....Chad Spanberger vs. Mississippi State (SEC Tourn.), May 26, 2017  
 3 Doubles in a game.....Carson Shaddy vs. Nebraska, March 4, 2017  
 4 Doubles in a game .....Rodney Nye vs. La. Tech, March 31, 1998  
 2 Triples in a game ..... Jax Biggers vs. Auburn (SEC Tournament), May 25, 2017

Led off a game with a HR .....Tim Carver vs. Oral Roberts, April 24, 2012  
 2 Home runs in a game .....Chad Spanberger vs. Florida (SEC Tournament), May 27, 2017  
 3 Home runs in a game ..... Chad Spanberger vs. Auburn (SEC Tournament), May 26, 2017  
 Grand Slam ..... Chad Spanberger vs. Auburn (SEC Tournament), May 26, 2017  
 HR in consecutive AB .....Chad Spanberger vs. Florida (SEC Tournament), May 27, 2017  
 HR in 4 straight games..... Aaron Murphree vs. OSU, So. Dakota St. & Siena, March 2-8, 2008  
 HR in 5 straight games..... Aaron Murphree vs. OSU, So. Dakota St. & Siena, March 2-8, 2008  
 HR in 6 straight games..... Aaron Murphree vs. OSU, So. Dakota St. & Siena, March 2-9, 2008  
 Pinch-hit home run .....Chad Spanberger vs. Eastern Illinois, March 5, 2016  
 Inside the park home run.....Eric Cole vs. Miami (Ohio), February 19, 2017  
 Back-to-Back Home Runs ..... Eric Cole & Chad Spanberger vs. Florida (SEC Tourn.), May 27, 2017

4 Runs in a game ..... Luke Bonfield vs. Nebraska, March 4, 2017  
 5 Runs in a game .....Andrew Benintendi vs Mississippi Valley State, April 8, 2015  
 6 Runs in a game .....Jeremy Jackson vs. Northeastern (Okla.), April 16, 1997

4 RBI in a game ..... Dominic Fletcher vs. Florida (SEC Tournament), May 27, 2017  
 5 RBI in a game.....Chad Spanberger vs. No. 13 LSU, March 8, 2017  
 6 RBI in a game..... Carson Shaddy vs. Grambling State, March 15, 2016  
 7 RBI in a game ..... Chad Spanberger vs. Auburn (SEC Tournament), May 25, 2017  
 8 RBI in a game.....Rodney Nye vs. ORU, April 14, 1999  
 9 RBI in a game.....Ryan Lundquist vs. Central Missouri St., March 4, 1997

2 Stolen bases in a game.....Carson Shaddy at #14 Ole Miss, April 8, 2016  
 3 Stolen bases in a game..... Andrew Benintendi vs Stephen F. Austin, April 15, 2015  
 4 Stolen bases in a game ..... Logan Forsythe vs. Ole Miss, May 19, 2007  
 Stole home..... Bobby Wernes vs. Ole Miss, March 28, 2015

2 Errors in a game ..... Jax Biggers vs. Mississippi State (SEC Tournament), May 26, 2017  
 3 Errors in a game .....Bobby Wernes, at LSU, April 12, 2014  
 4 Errors in a game .....Chris Shaddy vs. TCU, April 27, 1980

9-Inning no-hitter ..... Scott Roehl vs. Kansas St., March 20, 2001  
 9-Inning combined no-hitter .....Nick Schmidt (6.0), Brian McLelland (1.0) & Devin Collis (2.0)  
 ..... vs. Oklahoma State, February 12, 2006

7-inning combined no-hitter..... D. Taccolini (2.0), M. Cronin (3.0), & J. Alberius (2.)  
 ..... vs. Auburn (SEC Tournament), May 25, 2017

1-Hitter.....Trevor Stephan (7.0) at Tennessee, May 6, 2017  
 1-Hitter combined .....Kacey Murphy (7.0 IP, 1H), Josh Alberius (2.0 IP, 0 H), vs. Memphis, April 18, 2017  
 2-Hitter.....Kacey Murphy vs. Florida (SEC Tournament), May 27, 2017  
 2-Hitter combined.Loseke (4.0 IP, 1 H), Murphy (1.2 IP, 0 H), Alberius (1.2 IP, 0 H), Harris (0.2 IP, 0 H), Willey (0.2 IP, 1 H), Rodriguez (0.1 IP, 0 H) vs. Western Illinois, March 13, 2016)

3-Hitter.....Ryne Stanek (9.0 IP), at No. 6 South Carolina, March 23, 2013

3-Hitter combinedBlaine Knight (8.0 IP) and Dominic Taccolini (1.0 IP), at Alabama, March 31, 2017

Complete game .....Kacey Murphy vs. Florida (SEC Tournament), May 27, 2017

Complete-game shutout .....Kacey Murphy vs. Florida (SEC Tournament), May 27, 2017

10-inning or more start .....Dominic Taccolini at #12 Kentucky (10 innings), April 22, 2016

Had 10 strikeouts ..... Trevor Stephan at No. 22 Texas A&M, May 18, 2017

Had 11 strikeouts ..... Trevor Stephan vs. No. 25 Vanderbilt, May 12, 2017

Had 12 strikeouts ..... Trevor Stephan vs. Oral Roberts (NCAA Regional), June 2, 2017

Had 13 strikeouts ..... Trevor Stephan vs. Rhode Island, March 10, 2017

Had 14 strikeouts .....David Walling vs. South Carolina, May 16, 1999

Had 15 strikeouts ..... Nick Schmidt vs. Auburn, May 18, 2006

Had 16 strikeouts .....David Walling vs. Eastern Illinois, Feb. 20, 1998

Had 17 strikeouts.....Jess Todd vs. South Carolina (SEC Tournament), May 24, 2007

## THE LAST TIME AN ARKANSAS TEAM...

Scored 10 runs .....vs. Gonzaga, March 9, 2016  
 Scored 11 runs.....vs. Missouri State (NCAA Regional), June 4, 2017  
 Scored 12 runs.....vs. Auburn (SEC Tournament), May 25, 2017  
 Scored 13 runs..... at Louisiana Tech, March 1, 2017  
 Scored 14 runs .....vs. Georgia, April 13, 2017  
 Scored 15 runs.....vs. Nebraska, March 4, 2017  
 Scored 16 runs .....vs. Florida (SEC Tournament), May 27, 2017  
 Scored 17 runs.....vs. Villanova, February 19, 2012  
 Scored 18 runs .....vs. Missouri State, June 5, 2015  
 Scored 19 runs .....vs. Grambling State (Fayetteville Regional), June 4, 2010  
 Scored 20 runs .....vs. Mississippi Valley State, Feb. 24, 2016  
 Scored 21 runs.....vs. Mississippi Valley State, Feb. 23, 2016  
 Scored 22 runs .....vs. Louisiana Tech, Feb. 14, 2004  
 Scored 23 runs .....Never  
 Scored 24 runs .....Missouri Southern, Feb. 11, 1998  
 Scored 25 runs .....Missouri Southern, Feb. 4, 2001  
 Scored 26 runs .....vs. Iowa (in Arlington, Texas), Feb. 14, 1997  
 Scored 27 runs .....Never  
 Scored 28 runs .....vs. Wisconsin-Milwaukee (2), Feb. 18, 2007  
 Scored 29 runs .....Morningside, April 6, 1968  
 Scored 30 runs .....at South Carolina, March 30, 1997  
 Scored 31-32 runs .....32 vs. Saint Louis, April 7, 2010  
 Scored 33 + runs .....33 vs. Southwest Baptist, March 21, 1984

Had 14 hits .....vs. Missouri State (NCAA Regional), June 4, 2017  
 Had 15 hits .....vs. Florida (SEC Tournament), May 27, 2017  
 Had 16 hits .....vs. ULM, March 7, 2017  
 Had 17 hits .....at Alabama, March 31, 2017  
 Had 18 hits .....at No. 28 Missouri State, April 11, 2017  
 Had 19 hits .....vs. Mississippi Valley State, Feb. 23, 2016  
 Had 20 hits .....at Mississippi State, April 11, 2010  
 Had 21 hits .....Kentucky, April 28, 2001  
 Had 22 hits .....vs. Wisconsin-Milwaukee (2), Feb. 18, 2007  
 Had 23 hits .....Centenary, March 31, 1999  
 Had 24 hits .....Georgia, March 17, 2001  
 Had 25 hits .....at Centenary, March 23, 2005  
 Had 26-29 hits .....28 at South Carolina, March 30, 1997  
 Had 30 hits .....vs. Saint Louis, April 7, 2010  
 Had 31+ hits .....32 vs. Southwest Baptist, March 21, 1984

Hit four or more home runs in a game ...5 - C. Spanberger, Luke Bonfield, C. Shaddy, J. Biggers  
 A. Gosser vs. Georgia, April 13, 2017

4 Errors in a game .....at No. 13 LSU, May 7, 2016  
 5 Errors in a game .....vs. #2 Florida, April 14, 2016  
 6 Errors in a game .....vs. Eastern Illinois, March 5, 2016  
 7 Errors in a game .....vs. La. Tech, March 20, 2001

Was Shutout.....vs. LSU, April 9, 2017  
 Was Shutout Back-to-Back .....vs. LSU, April 23-24, 2005 (7-0, 6-0)  
 Held to 1 hit .....vs. Missouri State, May 17, 2016  
 Held to 2 hits .....vs. Ole Miss, April 27, 2017  
 Held to 3 hits .....vs Florida, May 21, 2015 (0-10)

Swept an SEC Home Series (three games) .....vs. Georgia, April 13-15, 2017  
 Swept an SEC Road Series (three games).....at Alabama, April 30-May 2, 2015

Was Swept in SEC Home Series .....vs. Alabama, May 13-15, 2016  
 Was Swept in SEC Road Series .....at No. 13 LSU, May 6-8, 2016

Swept a Non-conference Home Series .....vs. Memphis, April 18-19, 2017  
 Swept a Non-conference Road Series.....at McNeese State, March 23-24, 2010  
 Was Swept in a Non-conference Home Series .....Gonzaga, March 10-11, 2015  
 Was Swept in a Non-conference Road Series .....at Nebraska, April 16, 2013  
 Won a Non-conference Home Series.....vs. Alcorn State, March 14-15  
 Lost a Non-conference Home Series.....vs. South Alabama, February 28-March 1, 2014  
 Lost a Non-conference Road Series .....at Nebraska, April 16, 2013

Back-to-Back Shutouts..... UK (1-0) April 22 and UK (2-0) April 22-23, 2016  
 Most Consecutive Shutouts .....4 vs. Wisconsin (March 15-16, 1980)  
 Shut out an opponent at home .....vs. Memphis (2-0), April 18, 2017  
 Shut out an opponent on the road .....at Tennessee (2-0), May 6, 2017  
 Shut out an SEC opponent at home .....vs. South Carolina (7-0), April 5, 2014  
 Shut out an SEC opponent on the road .....at No. 22 Texas A&M (8-0), May 20, 2017

# Game-By-Game Hitting

2017 RECORD: 45-19 • HOME: 30-8 • AWAY: 10-7 • NEUTRAL: 5-4 • SEC: 18-11 • NCAA TOURNAMENT: 3-2

Date	Opponent	AB	R	H	RBI	2B	3B	HR	BB	IBB	SB	CS	HBP	SAC	SF	GDP	K	PO	A	E	Avg
Feb 17, 2017	MIAMI (OHIO)	32	7	8	7	0	0	1	5	0	1	0	3	0	0	0	8	27	9	1	.250
Feb 18, 2017	MIAMI (OHIO)	34	5	10	5	1	0	0	3	0	0	1	0	1	0	0	3	27	6	1	.273
Feb 19, 2017	MIAMI (OHIO)	38	11	13	11	3	0	3	6	0	0	0	0	0	0	0	6	27	7	0	.298
Feb 24, 2017	BRYANT	32	11	7	10	1	1	1	6	0	1	0	4	0	1	0	9	27	7	2	.279
Feb 25, 2017	BRYANT	34	13	10	10	4	0	2	9	0	2	0	2	0	0	3	6	27	8	1	.282
Feb 26, 2017	BRYANT	40	16	14	11	0	0	1	6	0	0	0	2	0	1	0	3	27	14	1	.295
Feb 28, 2017	at Louisiana Tech	31	3	5	3	2	0	1	3	0	0	0	1	1	0	1	7	24	6	1	.278
Mar 01, 2017	at Louisiana Tech	41	13	15	12	4	0	5	3	0	0	1	0	0	0	0	9	27	5	0	.291
Mar 03, 2017	vs Arizona^	32	0	3	0	0	0	0	2	0	0	0	0	0	0	1	9	24	10	1	.271
Mar 04, 2017	vs Nebraska^	38	15	15	15	3	1	1	7	0	0	0	4	0	0	1	6	27	5	1	.284
Mar 05, 2017	vs Oklahoma State^	30	3	5	3	2	0	0	5	0	0	1	0	0	1	1	8	27	11	2	.275
Mar 07, 2017	ULM	36	12	16	10	3	0	2	3	0	0	1	1	1	1	1	5	27	8	0	.289
Mar 08, 2017	ULM	38	11	14	10	2	0	1	3	0	2	1	1	0	0	0	8	27	11	0	.296
Mar 10, 2017	RHODE ISLAND	27	5	5	4	0	0	2	9	0	1	0	0	2	0	0	12	27	14	1	.290
Mar 10, 2017	RHODE ISLAND	32	3	8	3	1	0	1	4	0	1	0	1	1	1	0	6	27	6	3	.287
Mar 12, 2017	RHODE ISLAND	30	0	3	0	0	0	0	4	0	0	0	1	0	0	0	4	27	16	0	.277
Mar 14, 2017	ALCORN STATE	31	3	9	3	1	0	0	4	0	3	0	0	0	2	1	6	27	20	1	.278
Mar 15, 2017	ALCORN STATE	35	11	14	11	3	0	4	7	0	0	1	0	0	1	0	4	27	9	1	.285
Mar 17, 2017	MISSISSIPPI STATE*	28	3	4	3	0	0	2	1	0	0	0	1	0	0	0	13	27	7	0	.279
Mar 18, 2017	MISSISSIPPI STATE*	28	5	7	5	2	0	2	5	0	0	1	0	1	0	1	4	27	9	2	.277
Mar 19, 2017	MISSISSIPPI STATE*	30	6	11	5	0	0	1	3	0	0	0	2	2	1	1	3	27	13	0	.281
Mar 22, 2017	NEW ORLEANS	31	5	8	4	2	0	2	5	0	0	1	1	0	0	0	6	27	11	0	.280
Mar 24, 2017	at Missouri*	39	9	14	7	1	1	0	3	0	3	0	1	1	0	0	12	27	6	0	.284
Mar 25, 2017	at Missouri*	33	2	8	2	1	0	1	3	0	0	1	1	0	0	0	7	24	4	1	.282
Mar 26, 2017	at Missouri*	41	9	12	8	1	0	3	0	0	0	0	0	0	0	0	9	27	10	1	.283
Mar 31, 2017	at Alabama*	41	7	17	6	1	0	1	3	0	0	0	2	1	0	2	7	27	7	0	.289
Apr 1, 2017	at Alabama*	33	1	6	1	0	0	0	1	0	0	0	1	0	0	0	6	24	5	1	.285
Apr 2, 2017	at Alabama*	37	8	13	7	2	0	0	4	1	0	1	0	2	1	1	6	27	13	0	.288
Apr 04, 2017	GRAND CANYON	34	11	13	11	1	1	2	8	0	0	0	3	0	2	2	6	27	15	2	.291
Apr 05, 2017	GRAND CANYON	34	6	9	6	2	0	1	1	0	0	0	1	0	1	0	8	27	3	1	.290
Apr 07, 2017	LSU*	38	9	12	9	2	0	3	8	0	0	0	0	0	0	0	12	27	7	0	.291
Apr 08, 2017	LSU*	36	8	12	8	1	0	2	10	1	1	1	0	0	1	1	6	27	12	1	.293
Apr 09, 2017	LSU*	28	0	4	0	0	0	0	2	0	1	0	2	0	0	2	4	27	11	2	.289
Apr 11, 2017	at Missouri State	44	12	18	11	2	2	0	5	0	0	0	1	2	0	1	12	27	6	0	.293
Apr 13, 2017	GEORGIA*	35	14	11	11	1	0	5	4	0	0	0	3	1	0	0	11	27	6	1	.294
Apr 14, 2017	GEORGIA*	40	5	13	4	5	0	1	3	1	0	0	0	0	0	1	9	30	15	3	.295
Apr 15, 2017	GEORGIA*	39	11	14	10	2	0	1	6	0	0	0	0	1	0	0	9	27	14	1	.297
Apr 18, 2017	MEMPHIS	36	16	15	15	3	2	0	8	0	2	0	2	0	1	0	7	27	8	1	.300
Apr 19, 2017	MEMPHIS%	30	2	6	2	0	0	1	1	0	0	1	1	0	0	0	7	27	9	0	.298
Apr 21, 2017	at Auburn*	38	2	9	2	1	0	0	0	0	0	0	1	0	0	0	10	24	7	2	.296
Apr 22, 2017	at Auburn*	36	7	9	6	3	0	1	6	0	0	0	0	0	2	0	5	27	6	1	.295
Apr 23, 2017	at Auburn*	36	6	12	5	1	0	0	0	0	0	0	1	0	1	2	4	24	9	0	.296
Apr 25, 2017	vs Kansas State@	36	6	8	5	1	0	0	6	2	3	0	1	0	1	1	7	30	10	1	.294
Apr 27, 2017	OLE MISS*	29	1	2	1	1	0	1	2	0	0	0	0	0	0	0	7	27	8	0	.290
Apr 28, 2017	OLE MISS*	31	1	5	1	0	0	1	2	0	0	0	1	0	0	0	4	27	9	0	.287
Apr 28, 2017	OLE MISS*	31	7	8	7	1	0	2	3	0	0	0	1	2	0	0	6	27	15	0	.287
May 04, 2017	at Tennessee*	36	4	9	3	0	1	1	0	0	0	0	0	0	0	0	7	24	9	1	.286
May 06, 2017	at Tennessee*	29	2	8	2	1	0	1	0	0	0	0	0	0	0	0	6	21	2	1	.286
May 12, 2017	VANDERBILT*	35	4	10	4	2	0	2	4	1	0	1	0	0	0	0	7	27	4	0	.286
May 13, 2017	VANDERBILT*	31	2	4	2	0	0	1	1	0	0	0	0	0	0	0	12	27	9	0	.283
May 14, 2017	VANDERBILT*	30	7	10	7	0	0	3	3	0	1	1	3	1	2	0	5	27	7	0	.284
May 18, 2017	at Texas A&M*	43	6	15	6	1	0	2	3	1	1	1	0	2	0	1	10	30	10	2	.285
May 19, 2017	at Texas A&M*	35	2	8	2	3	0	0	1	0	0	0	0	0	0	0	13	24	14	2	.284
May 20, 2017	at Texas A&M*	40	8	13	8	2	0	2	2	0	1	0	1	0	0	0	5	27	10	0	.285
May 25, 2017	vs Mississippi State#	31	3	5	3	2	0	1	6	0	0	0	1	0	0	1	5	27	14	2	.283
May 25, 2017	vs Auburn#	35	12	14	12	1	2	3	5	1	0	0	0	0	0	0	7	21	8	0	.285
May 26, 2017	vs Mississippi State#	31	9	10	9	4	1	1	9	2	1	0	1	1	1	1	6	27	11	2	.286
May 27, 2017	vs Florida#	33	16	15	14	2	0	4	8	0	0	0	5	0	1	1	7	21	5	0	.289
May 28, 2017	vs LSU#	35	2	7	2	2	0	1	3	2	1	0	1	0	0	0	9	27	8	2	.287
Jun 02, 2017	ORAL ROBERTS+	32	3	10	3	1	0	0	3	1	0	0	1	0	0	1	7	27	3	0	.288
Jun 03, 2017	MISSOURI STATE+	32	4	7	3	1	0	0	6	0	0	0	1	1	0	1	9	24	10	0	.286
Jun 04, 2017	ORAL ROBERTS+	36	4	10	4	3	1	1	4	0	1	1	0	0	0	0	5	27	4	1	.286
Jun 04, 2017	MISSOURI STATE+	36	11	13	10	4	0	1	7	0	0	0	0	1	1	0	7	27	9	3	.288
Jun 05, 2017	MISSOURI STATE+	31	2	5	1	1	0	1	1	0	0	1	2	0	0	0	10	27	5	1	.286
<b>Totals</b>		<b>2194</b>	<b>422</b>	<b>627</b>	<b>385</b>	<b>97</b>	<b>13</b>	<b>83</b>	<b>258</b>	<b>13</b>	<b>27</b>	<b>17</b>	<b>63</b>	<b>25</b>	<b>24</b>	<b>30</b>	<b>463</b>	<b>1692</b>	<b>569</b>	<b>55</b>	<b>.286</b>

^ - Frisco College Classic (Frisco, Texas) • \* - SEC Game • % - Played at Dickey-Stephens Park (North Little Rock, Ark.)

@ - Played at Kauffman Stadium (Kansas City, Mo.) • # - SEC Tournament (Hoover, Ala.) • +- - NCAA Fayetteville Regional (Fayetteville, Ark.)

# Game-By-Game Pitching

**2017 RECORD:** 45-19 • **HOME:** 30-8 • **AWAY:** 10-7 • **NEUTRAL:** 5-4 • **SEC:** 18-11 • **NCAA TOURNAMENT:** 3-2

Date	Opponent	IP	H	R	ER	BB	SO	2B	3B	HR	WP	BK	HBP	DP	IBB	Score	W	L	SV	ERA
Feb 17, 2017	MIAMI (OHIO)	9.0	6	0	0	0	12	0	0	0	0	0	0	0	0	7-0	1	0	0	0.00
Feb 18, 2017	MIAMI (OHIO)	9.0	4	1	1	1	11	0	0	1	0	0	0	0	0	5-1	2	0	0	0.50
Feb 19, 2017	MIAMI (OHIO)	9.0	4	1	1	5	13	1	0	0	0	0	0	1	0	11-1	3	0	0	0.67
Feb 24, 2017	BRYANT	9.0	10	8	6	6	11	2	0	2	1	0	2	1	0	11-8	4	0	1	2.00
Feb 25, 2017	BRYANT	9.0	10	7	7	5	12	3	0	0	3	0	1	0	0	13-7	5	0	1	3.00
Feb 26, 2017	BRYANT	9.0	10	6	6	5	7	0	0	2	0	0	1	0	0	16-6	6	0	1	3.50
Feb 28, 2017	at Louisiana Tech	8.0	6	4	1	2	9	4	0	0	0	0	1	0	0	3-4	6	1	1	3.19
Mar 01, 2017	at Louisiana Tech	9.0	11	10	10	3	9	3	1	2	2	0	4	0	0	13-10	7	1	1	4.06
Mar 03, 2017	vs Arizona^	8.0	7	3	2	1	10	2	0	0	0	0	0	0	0	0-3	7	2	1	3.87
Mar 04, 2017	vs Nebraska^	9.0	5	5	4	9	13	1	0	0	2	0	1	1	0	15-5	8	2	1	3.89
Mar 05, 2017	vs Oklahoma State^	9.0	10	8	6	6	6	1	1	0	2	0	0	0	0	3-8	8	3	1	4.08
Mar 07, 2017	ULM	9.0	10	3	3	2	13	0	0	1	1	0	2	1	0	12-3	9	3	1	3.99
Mar 08, 2017	ULM	9.0	3	2	2	3	14	1	0	0	0	0	1	0	0	11-2	10	3	1	3.83
Mar 10, 2017	RHODE ISLAND	9.0	9	2	2	0	7	2	0	0	0	0	0	1	0	5-2	11	3	1	3.70
Mar 10, 2017	RHODE ISLAND	9.0	3	2	0	0	15	0	0	0	0	0	0	0	0	3-2	12	3	1	3.45
Mar 12, 2017	RHODE ISLAND	9.0	8	3	3	3	8	1	0	1	0	0	0	1	0	0-3	12	4	1	3.42
Mar 14, 2017	ALCORN STATE	9.0	11	2	2	1	7	1	1	0	1	0	1	1	0	3-2	13	4	1	3.34
Mar 15, 2017	ALCORN STATE	9.0	9	3	3	3	13	1	0	1	0	0	0	1	0	11-3	14	4	1	3.32
Mar 17, 2017	MISSISSIPPI STATE*	9.0	4	1	1	0	14	1	0	1	0	1	1	0	0	3-1	15	4	2	3.20
Mar 18, 2017	MISSISSIPPI STATE*	9.0	7	4	2	2	13	0	0	0	0	0	1	0	0	5-4	16	4	3	3.13
Mar 19, 2017	MISSISSIPPI STATE*	9.0	6	1	1	2	8	0	0	1	0	0	0	1	0	6-1	17	4	4	3.03
Mar 22, 2017	NEW ORLEANS	9.0	5	2	2	7	10	1	0	0	1	0	0	2	0	5-2	18	4	5	2.98
Mar 24, 2017	at Missouri*	9.0	7	2	2	2	11	1	0	1	1	0	0	0	0	9-2	19	4	6	2.94
Mar 25, 2017	at Missouri*	8.0	11	7	7	2	14	2	0	3	1	0	0	0	0	2-7	19	5	6	3.13
Mar 26, 2017	at Missouri*	9.0	11	8	8	9	8	2	0	0	2	0	0	2	0	9-8	20	5	6	3.32
Mar 31, 2017	at Alabama*	9.0	3	1	1	0	7	2	0	0	1	0	1	0	0	7-1	21	5	6	3.23
Apr 1, 2017	at Alabama*	8.0	10	7	7	2	10	2	0	0	1	0	2	1	0	1-7	21	6	6	3.39
Apr 2, 2017	at Alabama*	9.0	9	5	5	4	6	1	0	1	1	0	1	0	0	8-5	22	6	6	3.45
Apr 04, 2017	GRAND CANYON	9.0	5	2	2	2	8	1	0	0	1	0	1	1	0	11-2	23	6	6	3.40
Apr 05, 2017	GRAND CANYON	9.0	10	1	1	2	18	0	0	1	0	0	0	1	0	6-1	24	6	6	3.32
Apr 07, 2017	LSU*	9.0	9	3	3	5	8	0	0	0	2	0	0	1	0	9-3	25	6	6	3.31
Apr 08, 2017	LSU*	9.0	9	10	7	2	9	2	0	2	3	0	4	2	0	8-10	25	7	6	3.42
Apr 09, 2017	LSU*	9.0	6	2	2	2	7	1	0	0	0	0	1	2	0	0-2	25	8	6	3.38
Apr 11, 2017	at Missouri State	9.0	9	4	4	3	11	3	0	1	2	0	2	1	0	12-4	26	8	6	3.40
Apr 13, 2017	GEORGIA*	9.0	7	4	4	6	9	1	0	2	2	0	0	1	0	14-4	27	8	6	3.41
Apr 14, 2017	GEORGIA*	10.0	10	4	3	3	10	1	0	1	0	0	2	2	0	5-4	28	8	6	3.39
Apr 15, 2017	GEORGIA*	9.0	11	3	2	4	6	3	0	1	1	0	1	3	0	11-3	29	8	6	3.35
Apr 18, 2017	MEMPHIS	9.0	8	7	7	4	7	2	0	2	0	0	1	0	0	16-7	30	8	6	3.45
Apr 19, 2017	MEMPHIS%	9.0	1	0	0	1	8	0	0	0	0	0	0	0	0	2-0	31	8	7	3.36
Apr 21, 2017	at Auburn*	8.0	15	15	15	8	6	6	0	3	2	0	0	1	0	2-15	31	9	7	3.67
Apr 22, 2017	at Auburn*	9.0	7	3	3	5	14	1	0	0	0	1	3	1	0	7-3	32	9	8	3.65
Apr 23, 2017	at Auburn*	8.0	16	11	11	3	5	8	0	2	1	0	2	0	0	6-11	32	10	8	3.84
Apr 25, 2017	vs Kansas State@	10.0	9	5	5	7	10	0	0	2	0	0	2	0	1	6-5	33	10	8	3.85
Apr 27, 2017	OLE MISS*	9.0	11	9	9	3	11	1	0	4	1	1	0	0	0	1-9	33	11	8	3.97
Apr 28, 2017	OLE MISS*	9.0	9	4	3	3	7	2	0	0	1	0	2	1	0	1-4	33	12	8	3.95
Apr 28, 2017	OLE MISS*	9.0	9	4	4	5	7	4	0	2	1	0	1	1	0	7-4	34	12	9	3.95
May 04, 2017	at Tennessee*	8.0	9	5	3	2	4	2	0	0	0	1	1	0	0	4-5	34	13	9	3.94
May 06, 2017	at Tennessee*	7.0	1	0	0	2	11	0	0	0	0	0	1	0	0	2-0	35	13	9	3.88
May 12, 2017	VANDERBILT*	9.0	7	3	3	1	13	1	1	1	0	0	2	1	0	4-3	36	13	9	3.86
May 13, 2017	VANDERBILT*	9.0	12	6	6	6	9	1	0	2	1	0	0	0	0	2-6	36	14	9	3.90
May 14, 2017	VANDERBILT*	9.0	6	1	1	1	7	1	0	1	0	0	0	1	0	7-1	37	14	10	3.84
May 18, 2017	at Texas A&M*	10.0	6	4	4	2	12	1	0	1	0	0	1	2	0	6-4	38	14	10	3.84
May 19, 2017	at Texas A&M*	8.0	10	5	5	4	4	1	0	1	0	0	0	2	0	2-5	38	15	10	3.87
May 20, 2017	at Texas A&M*	9.0	5	0	0	1	6	0	0	0	0	0	0	1	0	8-0	39	15	11	3.80
May 25, 2017	vs Mississippi State#	9.0	12	4	3	4	7	2	0	0	2	1	2	3	0	3-4	39	16	11	3.78
May 25, 2017	vs Auburn#	7.0	0	0	0	7	7	0	0	0	1	0	1	1	0	12-0	40	16	11	3.73
May 26, 2017	vs Mississippi State#	9.0	5	2	1	1	10	0	0	1	0	0	1	0	0	9-2	41	16	11	3.68
May 27, 2017	vs Florida#	7.0	2	0	0	3	8	1	0	0	0	0	0	0	0	16-0	42	16	11	3.63
May 28, 2017	vs LSU#	9.0	6	4	2	2	7	1	0	0	0	0	0	1	0	2-4	42	17	11	3.60
Jun 02, 2017	ORAL ROBERTS+	9.0	6	0	0	3	14	1	0	0	0	0	1	0	0	3-0	43	17	12	3.54
Jun 03, 2017	MISSOURI STATE+	8.0	5	5	5	5	9	0	0	2	1	0	2	0	0	4-5	43	18	12	3.57
Jun 04, 2017	ORAL ROBERTS+	9.0	6	3	3	2	12	1	0	2	1	0	1	0	0	4-3	44	18	13	3.56
Jun 04, 2017	MISSOURI STATE+	9.0	14	10	7	5	11	1	0	1	1	0	0	0	0	11-10	45	18	14	3.62
Jun 05, 2017	MISSOURI STATE+	9.0	4	3	3	3	16	1	0	1	0	0	1	0	1	2-3	45	19	14	3.61
<b>Totals</b>		<b>564.0</b>	<b>486</b>	<b>254</b>	<b>226</b>	<b>207</b>	<b>619</b>	<b>86</b>	<b>4</b>	<b>53</b>	<b>44</b>	<b>5</b>	<b>56</b>	<b>44</b>	<b>2</b>	<b>422-254</b>	<b>45</b>	<b>19</b>	<b>14</b>	<b>3.61</b>

^ - Frisco College Classic (Frisco, Texas) • \* - SEC Game • % - Played at Dickey-Stephens Park (North Little Rock, Ark.)

@ - Played at Kauffman Stadium (Kansas City, Mo.) • # - SEC Tournament (Hoover, Ala.) • + - NCAA Fayetteville Regional (Fayetteville, Ark.)

# Game Highs

## TEAM GAME HIGHS (2017)

### Batting

At bats:	44	at Missouri State (Apr 11, 2017)
Runs scored:	16	vs Bryant (Feb 26, 2017)
	16	vs Memphis (Apr 18, 2017)
	16	vs Florida (May 27, 2017 at Hoover, Ala.)
Hits:	18	at Missouri State (Apr 11, 2017)
RBIs:	15	vs Nebraska (Mar 04, 2017 at Frisco, Texas)
	15	vs Memphis (Apr 18, 2017)
Doubles:	5	vs Georgia (Apr 14, 2017)
Triples:	2	at Missouri State (Apr 11, 2017)
	2	vs Memphis (Apr 18, 2017)
	2	vs Auburn (May 25, 2017 at Hoover, Ala.)
Home runs:	5	at Louisiana Tech (Mar 01, 2017)
	5	vs Georgia (Apr 13, 2017)
Total bases:	34	at Louisiana Tech (Mar 01, 2017)
Walks:	10	vs LSU (Apr 08, 2017)
Strikeouts:	13	vs Mississippi State (Mar 17, 2017)
	13	at Texas A&M (May 19, 2017)
Sac hits:	2	(6 games )
Sac flies:	2	(4 games )
Stolen bases:	3	vs Alcorn State (Mar 14, 2017)
	3	at Missouri (Mar 24, 2017)
	3	vs Kansas State (Apr 25, 2017 at Kansas City, Mo.)
Hit by pitch:	5	vs Florida (May 27, 2017 at Hoover, Ala.)
Caught stealing:	1	(17 games )
Runners LOB:	14	at Alabama (Mar 31, 2017)
Hit into DP:	3	vs Bryant (Feb 25, 2017)
	3	vs LSU (Apr 09, 2017)

### Fielding

Putouts:	30	vs Georgia (Apr 14, 2017)
	30	vs Kansas State (Apr 25, 2017 at Kansas City, Mo.)
	30	at Texas A&M (May 18, 2017)
Assists:	20	vs Alcorn State (Mar 14, 2017)
Errors:	3	vs Rhode Island (Mar 10, 2017)
	3	vs Georgia (Apr 14, 2017)
	3	vs Missouri State (Jun 04, 2017)
Passed balls:	1	(6 games )
DPs turned:	3	vs Georgia (Apr 15, 2017)
	3	vs Mississippi State (May 25, 2017 at Hoover, Ala.)

### Pitching

Innings pitched:	10.0	vs Georgia (Apr 14, 2017)
	10.0	vs Kansas State (Apr 25, 2017 at Kansas City, Mo.)
	10.0	at Texas A&M (May 18, 2017)
Runs allowed:	15	at Auburn (Apr 21, 2017)
Earned runs:	15	at Auburn (Apr 21, 2017)
Walks allowed:	9	vs Nebraska (Mar 04, 2017 at Frisco, Texas)
	9	at Missouri (Mar 26, 2017)
Strikeouts:	18	vs Grand Canyon (Apr 05, 2017)
Hits allowed:	16	at Auburn (Apr 23, 2017)
Doubles allowed:	8	at Auburn (Apr 23, 2017)
Triples allowed:	1	(4 games )
Homers allowed:	4	vs Ole Miss (Apr 27, 2017)
Wild pitches:	3	vs Bryant (Feb 25, 2017)
	3	vs LSU (Apr 08, 2017)
Hit batters:	4	at Louisiana Tech (Mar 01, 2017)
	4	vs LSU (Apr 08, 2017)

## INDIVIDUAL GAME HIGHS (2017)

### Batting

At bats:	6	(10 games )
Runs scored:	4	Luke Bonfield vs Nebraska (Mar 04, 2017 at Frisco, Texas)
Hits:	4	(5 games )
RBIs:	7	Chad Spanberger vs Auburn (May 25, 2017 at Hoover, Ala.)
Doubles:	3	Carson Shaddy vs Nebraska (Mar 04, 2017 at Frisco, Texas)
Triples:	2	Jax Biggers vs Auburn (May 25, 2017 at Hoover, Ala.)
Home runs:	3	Chad Spanberger vs Auburn (May 25, 2017 at Hoover, Ala.)
Total bases:	12	Chad Spanberger vs Auburn (May 25, 2017 at Hoover, Ala.)
Walks:	3	(4 games )
Strikeouts:	4	Jaxon Williams at Missouri State (Apr 11, 2017)
	4	Jordan McFarland vs Georgia (Apr 13, 2017)
	4	Chad Spanberger at Auburn (Apr 21, 2017)
Sac hits:	2	Eric Cole vs Mississippi State (Mar 19, 2017)
	2	Jax Biggers at Missouri State (Apr 11, 2017)
Sac flies:	2	Luke Bonfield vs Grand Canyon (Apr 04, 2017)
Stolen bases:	1	(27 games )
Hit by pitch:	2	Carson Shaddy vs Bryant (Feb 25, 2017)
	2	Jake Arledge vs Georgia (Apr 13, 2017)
Caught stealing:	1	(17 games )
Runners LOB:	7	Dominic Fletcher vs Miami (Feb 19, 2017)

### Fielding

Putouts:	18	Alex Gosser vs Grand Canyon (Apr 05, 2017)
Assists:	6	(5 games )
Errors:	2	(5 games )
Passed balls:	1	(6 games )

### Pitching

Innings pitched:	8.1	Trevor Stephan vs Rhode Island (Mar 10, 2017)
Runs allowed:	8	Blaine Knight at Auburn (Apr 21, 2017)
Earned runs:	8	Blaine Knight at Auburn (Apr 21, 2017)
Walks allowed:	4	(5 games )
Strikeouts:	13	Trevor Stephan vs Rhode Island (Mar 10, 2017)
Hits allowed:	8	Blaine Knight at Auburn (Apr 21, 2017)
	8	Trevor Stephan vs Mississippi State (May 25, 2017 at Hoover, Ala.)
Doubles allowed:	3	Blaine Knight at Auburn (Apr 21, 2017)
	3	Angus Denton at Auburn (Apr 21, 2017)
	3	Jake Reindl vs Ole Miss (Apr 28, 2017)
Triples allowed:	1	(4 games )
Homers allowed:	2	(8 games )
Wild pitches:	2	Cannon Chadwick at Missouri (Mar 26, 2017)
	2	Dominic Taccolini vs LSU (Apr 07, 2017)
	2	Barrett Loseke vs Georgia (Apr 13, 2017)
Hit batters:	3	Cannon Chadwick at Auburn (Apr 22, 2017)

## #32 MATT CRONIN • SO • LHP • 6-2 • 190

### CAREER HIGHS

Category	High	Opponent (Last)	Date
Innings	3.0	2x (vs. Auburn)	5/25/17
Longest Start	--	--	--
Shortest Start	--	--	--
Longest Relief	3.0	2x (vs. Auburn)	5/25/17
Hits	2	3x (vs. Kansas State)	4/25/17
Runs	1	4x (vs. Missouri State)	6/4/17
Earned Runs	1	4x (vs. Missouri State)	6/4/17
Walks	3	vs. Auburn	5/25/17
Strikeouts	6	vs. Auburn	5/25/17

### CRONIN'S CAREER APPEARANCES

Matt Cronin 2017 Game-By-Game (Freshman)  
(15 Appearances, 0 Starts)

Date	Opponent	IP	H	R-ER	BB	K	Result
3/4/17	vs. Nebraska	1.0	0	0-0	0	2	ND
3/8/17	ULM	2.0	0	0-0	2	3	ND
3/15/17	Alcorn State	2.0	2	1-1	0	4	ND
3/22/17	New Orleans	0.0	0	1-1	1	0	ND
4/1/17	at Alabama	1.0	1	0-0	1	1	ND
4/5/17	Grand Canyon	1.0	0	0-0	0	2	ND
4/11/17	at Missouri State	1.2	1	0-0	1	2	W, 1-0
4/18/17	Memphis	1.1	2	0-0	0	2	W, 2-0
4/25/17	vs. Kansas State	3.0	2	0-0	1	5	ND
5/19/17	at No. 22 Texas A&M	0.1	0	0-0	0	0	ND
5/25/17	vs. Auburn	3.0	0	0-0	3	6	W, 3-0
5/28/17	vs. LSU	0.1	0	0-0	0	1	ND
6/2/17	Oral Roberts	0.1	0	0-0	0	1	ND
6/3/17	Missouri State	0.0	0	1-1	1	0	L, 3-1
6/4/17	Missouri State	1.0	0	1-1	2	2	ND
<b>TOTALS</b>	<b>15 G, 0 GS</b>	<b>18.0</b>	<b>8</b>	<b>4-4</b>	<b>12</b>	<b>31</b>	<b>3-1</b>

### 2017 HIGHLIGHTS

- Appeared in 15 games, all out of the bullpen, generating a 3-1 record with a 2.00 ERA, the lowest among all Razorback relief pitchers
- Threw 18.0 innings and struck out 31 batters, while walking only 12 and giving up just four earned runs
- Held opponents to a .136 batting average, lowest among all Arkansas pitchers
- Made five appearances in the postseason, three in the NCAA Fayetteville Regional, holding opponents to no hits and striking out 10
- Combined with Dominic Taccolini and Josh Alberius to throw a seven-inning no-hitter in the SEC Tournament against Auburn (May 25)
- It was the 13th no-hitter in school history and first since 2006
- Struck out a season-high six batters over three innings to earn the victory over the Tigers, while throwing a season-high 71 pitches
- Earned three wins during the season (at Missouri State - April 11; vs. Memphis - April 18; vs. Auburn - May 25)
- Struck out two or more batters in nine appearances, including four or more three times (4 vs. Alcorn State - March 15; 5 vs. Kansas State - April 25; 6 vs. Auburn - May 25).

## #35 JACOB KOSTYSHOCK • SO • RHP • 6-4 • 172

### CAREER HIGHS

Category	High	Opponent (Last)	Date
Innings	2.0	ULM	3/8/17
Longest Start	--	--	--
Shortest Start	--	--	--
Longest Relief	2.0	ULM	3/8/17
Hits	3	Grand Canyon	4/4/17
Runs	3	vs. Nebraska	3/4/17
Earned Runs	3	vs. Nebraska	3/4/17
Walks	3	vs. Nebraska	3/4/17
Strikeouts	2	2x (ULM)	3/8/17

### KOSTYSHOCK'S CAREER APPEARANCES

Jacob Kostyshock 2017 Game-By-Game (Freshman)  
(6 Appearances, 0 Starts)

Date	Opponent	IP	H	R-ER	BB	K	Result
3/4/17	vs. Nebraska	0.2	2	3-3	3	2	ND
3/8/17	ULM	2.0	0	0-0	0	2	ND
3/15/17	Alcorn State	1.0	0	0-0	0	0	ND
4/4/17	Grand Canyon	0.2	3	1-1	0	1	ND
4/13/17	Georgia	0.0	0	0-0	2	0	ND
4/25/17	vs. Kansas State	1.0	1	0-0	1	1	W, 1-0
<b>TOTALS</b>	<b>6 G, 0 GS</b>	<b>5.2</b>	<b>6</b>	<b>4-4</b>	<b>6</b>	<b>6</b>	<b>1-0</b>

### 2017 HIGHLIGHTS

- Appeared in six games, earning one victory
- Threw 5.1 innings with just four hits allowed and six strikeouts
- Made his debut against Nebraska (March 4) at the Frisco College Classic, throwing 0.2 innings
- Earned first collegiate victory came against Kansas State (April 25) at Kauffman Stadium
- Threw the final inning against the Wildcats, striking out one, to secure the 6-5 win
- Totaled two or more strikeouts in an outing twice (vs. Nebraska - March 4; vs. ULM - March 8)
- His best outing came against ULM, holding the Warhawks hitless over two innings with two strikeouts on 21 pitches.

## #27 EVAN LEE • FR • LHP • 6-2 • 190

### CAREER HIGHS

Category	High	Opponent (Last)	Date
Innings	2.1	vs. #30 Oklahoma St.	3/5/17
Longest Start	1.0	at Louisiana Tech	3/1/17
Shortest Start	1.0	at Louisiana Tech	3/1/17
Longest Relief	2.1	vs. #30 Oklahoma St.	3/5/17
Hits	3	2x (at #10 Auburn)	4/23/17
Runs	3	at Louisiana Tech	3/1/17
Earned Runs	3	at Louisiana Tech	3/1/17
Walks	1	5x (at #10 Auburn)	4/22/17
Strikeouts	2	7x (Missouri St.)	6/5/17

### LEE'S CAREER APPEARANCES

Evan Lee 2017 Game-By-Game (Freshman)  
(13 Appearances, 1 Start)

Date	Opponent	IP	H	R-ER	BB	K	Result
2/26/17	Bryant	1.0	0	0-0	0	1	ND
3/1/17	at Louisiana Tech*	1.0	2	3-3	0	0	ND
3/5/17	vs. #30 Oklahoma St.	2.1	1	1-0	1	2	ND
3/15/17	Alcorn State	1.0	0	0-0	1	2	ND
3/17/17	Mississippi St.	0.1	0	0-0	0	0	ND
4/5/17	Grand Canyon	2.0	3	1-1	1	2	ND
4/11/17	at Missouri State	1.0	2	0-0	0	2	ND
4/18/17	Memphis	2.0	0	0-0	1	2	ND
4/22/17	at #10 Auburn	0.1	0	0-0	1	1	ND
4/23/17	at #10 Auburn	1.2	3	2-2	0	2	ND
4/28/17	Ole Miss	1.0	0	0-0	0	0	S, 1
5/18/17	at No. 22 Texas A&M	0.1	0	0-0	0	0	ND
5/25/17	vs. Mississippi St.	0.0	0	0-0	1	0	ND
6/4/17	Missouri State	0.1	0	0-0	0	1	S, 2
6/5/17	Missouri State	0.2	0	0-0	0	2	ND
<b>TOTALS</b>	<b>13 G, 1 GS</b>	<b>15.0</b>	<b>12</b>	<b>7-6</b>	<b>6</b>	<b>17</b>	<b>0-0 (2 SV)</b>

### 2017 HIGHLIGHTS

- Appeared in 18 games as an outfielder or designated hitter, while also making 15 appearances on the mound
- Hit .333 with three doubles and eight RBIs
- Also totaled a .451 on-base percentage as he reached base via seven walks and two hit by pitches
- Played in six conference games with two starts (vs. Georgia - April 15; vs. Ole Miss - April 28), hitting .222
- Scored the game-winning run to help Arkansas beat Georgia, 5-4 in 10 innings
- After reaching base earlier in the inning in a pinch hit appearance, he was able to score from second on a sacrifice bunt attempt and two Georgia errors
- Totaled four multi-hit games, including one three-hit game against Grand Canyon (April 4)
- Went 3-for-5 with two runs scored and one double in that game
- Was one of three Razorback freshman (Dominic Fletcher, Jordan McFarland) to have at least one game with three hits or more
- Also had two games with two RBIs or more (vs. Nebraska - March 4; vs. Kansas State - April 25)
- Against Kansas State, he hit a go-ahead two-RBI single in the fifth inning as the pinch hitter and later scored
- Was one of the Razorbacks' most efficient pinch-hitters as he reached base six out of seven chances off the bench, including four walks, one hit by pitch, and a single
- As a pitcher, he made his first collegiate appearance against Bryant (Feb. 26) and first start at Louisiana Tech (March 1)
- Gave up just two earned runs and three hits over his final nine appearances with multi-strikeout performances in four of those appearances
- Those three hits all came in one appearance at Auburn (April 23)

## #46 BARRETT LOSEKE • JR • RHP • 6-0 • 180

### CAREER HIGHS

Category	High	Opponent (Last)	Date
Innings	4.2	Rhode Island	3/10/17
Longest Start	4.0	2x (at S. Carolina)	3/19/16
Shortest Start	1.0	at Ole Miss	4/10/16
Longest Relief	4.2	Rhode Island	3/10/17
Hits	4	2x (Bryant)	2/26/17
Runs	3	5x (Missouri State)	6/4/17
Earned Runs	3	4x (Memphis)	4/18/17
Walks	3	4x (Memphis)	4/18/17
Strikeouts	7	at Louisiana Tech	3/1/17

### LOSEKE'S CAREER APPEARANCES

Barrett Loseke 2017 Game-By-Game (Sophomore)  
(15 Appearances, 2 Starts)

Date	Opponent	IP	H	R-ER	BB	K	Result
2/19/17	Miami (Ohio)	1.0	0	0-0	2	2	ND
2/26/17	Bryant	2.1	4	3-3	2	3	ND
3/1/17	at Louisiana Tech	4.0	1	0-0	1	7	W, 1-0
3/10/17	Rhode Island	4.2	3	0-0	0	3	W, 2-0
3/18/17	Mississippi St.	0.0	0	0-0	1	0	ND
3/22/17	New Orleans	3.1	1	0-0	1	4	W, 3-0
3/26/17	at #18 Missouri	0.1	3	2-2	1	0	ND
4/5/17	Grand Canyon*	2.0	0	0-0	2	2	ND
4/7/17	#13 LSU	1.0	3	0-0	0	1	ND
4/11/17	at Missouri State	1.0	1	2-2	1	1	ND
4/13/17	Georgia	1.2	0	0-0	1	2	ND
4/18/17	Memphis*	3.0	3	3-3	3	2	ND
4/23/17	at #10 Auburn	0.1	1	0-0	0	0	ND
4/25/17	vs. Kansas State	0.1	1	2-2	1	0	ND
6/4/17	Missouri State	0.2	2	3-0	1	1	ND
<b>TOTALS</b>	<b>15 G, 2 GS</b>	<b>25.2</b>	<b>23</b>	<b>15-12</b>	<b>17</b>	<b>28</b>	<b>3-0</b>

Barrett Loseke 2016 Game-By-Game (Freshman)  
(17 Appearances, 6 Starts)

Date	Opponent	IP	H	R-ER	BB	K	Result
2/20/16	Central Michigan	0.1	1	0-0	0	0	ND
2/23/16	Mississippi Valley St.	2.0	1	0-0	0	3	ND
2/28/16	vs. #23 Texas Tech	1.1	2	0-0	3	3	ND
3/9/16	Gonzaga	3.0	1	0-0	1	1	ND
3/13/16	Western Illinois*	4.0	1	0-0	1	4	W, 1-0
3/19/16	at #12 South Carolina*	4.0	3	2-2	3	3	ND
3/27/16	Auburn*	2.2	4	1-1	1	2	ND
4/3/16	Missouri*	3.1	2	3-3	1	4	L, 1-1
4/10/16	at #14 Ole Miss*	1.0	2	3-3	2	3	L, 1-2
4/12/16	ULM	1.0	1	0-0	0	1	ND
4/16/16	#2 Florida	0.2	0	0-0	3	2	ND
4/26/16	#18 Oklahoma St.	1.0	0	0-0	1	0	ND
4/30/16	#2 Texas A&M-2	3.2	2	0-0	0	4	ND
5/6/16	at #13 LSU	0.0	0	0-0	2	0	ND
5/8/16	at #13 LSU	1.2	1	0-0	1	2	ND
5/17	Missouri St.*	2.0	2	2-2	1	1	L, 1-3
5/20/16	at #4 Mississippi St.	1.0	1	0-0	0	2	ND
<b>TOTALS</b>	<b>17 G, 6 GS</b>	<b>32.2</b>	<b>24</b>	<b>11-11</b>	<b>20</b>	<b>35</b>	<b>1-3</b>

### 2017 HIGHLIGHTS

- Compiled a 4.21 ERA over 25.2 innings with three wins
- Was one of 10 Razorback pitchers with three or more wins
- Allowed just 12 earned runs and struck out 28 batters
- Recorded at least one strikeout in 11 of his 15 appearances
- In eight of those 11 appearances, he totaled two or more strikeouts
- Only five of 23 hits given up were for extra-bases
- Five of his appearances came in SEC play, all out of the bullpen
- Earned starts against Grand Canyon (April 4) and Memphis (April 18), striking out at least two batters both times
- Longest outing came against Rhode Island (March 10), throwing 4.2 scoreless innings and scattering three hits with three strikeouts

## #21 KACEY MURPHY • JR • LHP • 6-0 • 200

### CAREER HIGHS

Category	High	Opponent (Last)	Date
Innings	7.0	2x (vs. Florida)	5/27/17
Longest Start	7.0	2x (vs. Florida)	5/27/17
Shortest Start	3.0	Alcorn State	3/15/17
Longest Relief	2.1	Missouri St.	5/17/16
Hits	6	Alcorn State	3/15/17
Runs	5	Missouri St.	5/17/16
Earned Runs	4	Missouri St.	5/17/16
Walks	4	New Orleans	3/22/17
Strikeouts	10	Grand Canyon	4/5/17

### MURPHY'S CAREER APPEARANCES

Kacey Murphy 2017 Game-By-Game (Sophomore)  
(19 Appearances, 10 Starts)

Date	Opponent	IP	H	R-ER	BB	K	Result
2/19/17	Miami (Ohio)	1.0	0	0-0	0	1	ND
2/24/17	Bryant	0.1	1	0-0	1	1	ND
3/3/17	vs. #5 Arizona	1.1	2	1-1	1	0	ND
3/8/17	ULM*	5.0	3	2-2	1	9	W, 1-0
3/15/17	Alcorn State*	3.0	6	1-1	1	6	W, 2-0
3/19/17	Mississippi St.	0.1	0	0-0	0	0	ND
3/22/17	New Orleans*	2.2	2	0-0	4	3	ND
3/25/17	at #18 Missouri	0.0	3	3-3	1	0	ND
4/5/17	Grand Canyon*	4.0	5	0-0	0	10	W, 3-0
4/11/17	at Missouri State*	1.2	3	1-1	0	2	ND
4/15/17	Georgia	0.1	1	0-0	1	0	ND
4/19/17	Memphis*	7.0	1	0-0	1	7	W, 4-0
4/23/17	at #10 Auburn	3.1	2	1-1	0	2	ND
4/28/17	Ole Miss*	1.2	3	3-3	2	2	ND
5/13/17	#25 Vanderbilt	1.0	3	3-3	2	2	ND
5/25/17	vs. Mississippi St.	1.0	0	0-0	0	1	ND
5/27/17	vs. Florida*	7.0	2	0-0	3	8	W, 5-0
6/4/17	Oral Roberts*	3.2	4	3-3	1	6	ND
6/5/17	Missouri State*	5.0	2	2-2	2	8	L, 5-1
<b>TOTALS</b>	<b>19 G, 10 GS</b>	<b>49.1</b>	<b>43</b>	<b>20-20</b>	<b>21</b>	<b>68</b>	<b>5-1</b>

Kacey Murphy 2016 Game-By-Game (Freshman)  
(14 Appearances, 0 Starts)

Date	Opponent	IP	H	R-ER	BB	K	Result
2/19/16	Central Michigan	0.1	0	0-0	1	1	ND
2/21/16	Central Michigan	0.2	0	0-0	1	0	ND
2/23/16	Mississippi Valley St.	1.0	1	1-1	1	1	ND
3/4/16	Eastern Illinois	1.0	1	0-0	0	0	ND
3/9/16	Gonzaga	0.1	0	1-1	0	0	ND
3/13/16	Western Illinois	1.2	0	0-0	0	2	ND
3/18/16	at #12 South Carolina	0.2	3	1-1	1	0	ND
3/26/16	Auburn	2.0	4	2-2	0	3	ND
4/3/16	Missouri	0.0	2	2-2	1	0	ND
4/19/16	#25 Creighton	0.2	1	0-0	0	1	ND
4/26/16	#18 Oklahoma St.	0.1	0	0-0	0	1	ND
5/1/16	#2 Texas A&M	0.0	1	0-0	1	0	ND
5/3/16	at Missouri St.	0.2	0	1-0	2	0	ND
5/17/16	Missouri St.	2.1	3	5-4	1	5	ND
<b>TOTALS</b>	<b>14 G, 0 GS</b>	<b>11.2</b>	<b>16</b>	<b>13-11</b>	<b>9</b>	<b>14</b>	<b>0-0</b>

### 2017 HIGHLIGHTS

- Made 19 appearances with 10 starts, compiling a career-best 3.65 ERA over 49.1 innings
- Struck out 68 batters and gave up just 20 earned runs with 21 walks
- His strikeout total was third-best on the team and he was one of only two Hog pitchers to throw a complete game
- Earned five wins on the year, one coming against an SEC opponent in the SEC Tournament (vs. Florida - May 27)
- Against the top-seeded Gators in the SEC Tournament semifinals, he threw a complete seven innings, allowing just two hits and striking out eight

- Earned a win in his first collegiate start, going five innings against ULM (March 8) and striking out nine
- Struck out a career-high 10 batters in four innings against Grand Canyon (April 5), his fourth start of the year
- Pitched a career-high seven innings and gave up just one hit against Memphis (April 19) in North Little Rock, while striking out seven
- Threw 8.2 innings in two starts in the NCAA Fayetteville Regional, allowing five earned runs against Oral Roberts (June 4) and Missouri State (June 5)
- Threw 74 pitches in 3.2 innings in the start against the Golden Eagles and was able to go five innings the next day against the Bears, throwing 81 pitches
- Struck out six or more batters in seven of his 10 starts (vs. ULM - March 8; vs. Alcorn State - March 15; vs. Grand Canyon - April 5; vs. Memphis - April 19; vs. Florida - May 27; vs. Oral Roberts - June 4; vs. Missouri State - June 5) ... Named to SEC Spring Academic Honor Roll.

## #34 JAKE REINDL • JR • RHP • 6-1 • 200

### CAREER HIGHS

Category	High	Opponent (Last)	Date
Innings	6.1	Ole Miss	4/28/17
Longest Start	--	--	--
Shortest Start	--	--	--
Longest Relief	6.1	Ole Miss	4/28/17
Hits	6	Ole Miss	4/28/17
Runs	2	3x (Missouri St.)	6/4/17
Earned Runs	2	2x (Missouri St.)	6/4/17
Walks	3	Ole Miss	4/28/17
Strikeouts	6	2x (#25 Vanderbilt)	5/14/17

### REINDL'S CAREER APPEARANCES

Jake Reindl 2017 Game-By-Game (Sophomore)  
(24 Appearances, 0 Starts)

Date	Opponent	IP	H	R-ER	BB	K	Result
2/17/17	Miami (Ohio)	3.0	2	0-0	0	3	ND
2/24/17	Bryant	0.1	1	2-2	1	0	ND
3/1/17	at Louisiana Tech	2.0	3	0-0	0	2	ND
3/5/17	vs. #14 Oklahoma St.	0.0	0	0-0	1	0	ND
3/14/17	Alcorn State	2.1	4	1-1	1	1	ND
3/22/17	New Orleans	0.2	2	1-1	1	1	ND
3/25/17	at #18 Missouri	2.2	2	0-0	0	4	ND
4/1/17	at Alabama	2.2	0	0-0	0	5	ND
4/4/17	Grand Canyon	2.1	0	0-0	0	1	ND
4/9/17	#13 LSU	5.2	2	1-1	0	5	ND
4/14/17	Georgia	2.0	1	0-0	2	1	W, 1-0
4/18/17	Memphis	1.2	3	4-4	0	0	ND
4/22/17	at #10 Auburn	3.0	2	0-0	1	6	S, 1
4/25/17	vs. Kansas State	1.1	1	0-0	1	1	ND
4/28/17	Ole Miss	6.1	6	1-1	3	5	W, 2-0
5/4/17	at Tennessee	0.1	2	2-0	1	0	L, 2-1
5/12/17	#25 Vanderbilt	0.0	0	0-0	1	0	ND
5/14/17	#25 Vanderbilt	4.1	3	0-0	0	6	S, 2
5/18/17	at No. 22 Texas A&M	2.0	1	1-1	1	2	W, 3-1
5/25/17	vs. Mississippi St.	1.0	1	1-0	1	1	ND
5/26/17	vs. Mississippi St.	2.1	0	0-0	0	1	ND
6/3/17	Missouri State	1.0	0	0-0	1	0	ND
6/4/17	Oral Roberts	2.1	0	0-0	0	3	S, 3
6/4/17	Missouri State	1.1	3	2-2	0	1	W, 4-1
<b>TOTALS</b>	<b>24 G, 0 GS</b>	<b>50.2</b>	<b>39</b>	<b>16-13</b>	<b>16</b>	<b>49</b>	<b>4-1 (3 SV)</b>

Jake Reindl 2016 Game-By-Game (Freshman)  
(6 Appearances, 0 Starts)

Date	Opponent	IP	H	R-ER	BB	K	Result
2/24/16	Mississippi Valley St.	1.0	0	0-0	0	2	ND
3/9/16	Gonzaga	0.1	2	2-2	0	0	ND
3/15/16	Grambling St.	1.0	1	0-0	0	0	ND
4/5/17/16	Missouri St.	1.0	1	0-0	0	1	ND
5/19/16	at #4 Mississippi St.	0.2	0	0-0	0	1	ND
<b>TOTALS</b>	<b>6 G, 0 GS</b>	<b>5.0</b>	<b>6</b>	<b>3-3</b>	<b>0</b>	<b>5</b>	<b>0-0</b>

### 2017 HIGHLIGHTS

- Made 24 appearances out of the bullpen to compile a 2.31 ERA and a 4-1 record
- He gave up just 13 earned runs over 50.2 innings, the most innings among Razorback relievers
- Struck out 49 batters, tying for the most among all Arkansas relievers
- In conference play, he was even better, throwing 29.0 innings and giving up just three earned runs for a 0.93 ERA, best in the SEC
- 34 of his 49 strikeouts came against conference opponents and he held league players to a .188 batting average
- Gave up more than two runs in an outing only once (vs. Memphis - April 18) and had 13 total scoreless outings
- Notched five or more strikeouts five times with a career-high six strikeouts coming against Vanderbilt (May 14)
- Matched the high strikeout total earlier in the year at No. 10 Auburn (April 22) over just three innings

- Was effective against Ole Miss (April 28), going a career-long 6.1 innings out of the bullpen, scattering six hits, allowing one run, and striking out five
- Gave up just one unearned run and one hit during the SEC Tournament in 3.1 innings, all against Mississippi State
- Named to 2017 SEC Spring Academic Honor Roll.

## #37 WESTON ROGERS • JR • LHP • 6-4 • 218

### CAREER HIGHS

Category	High	Opponent (Last)	Date
Innings	4.0	Grambling St.	3/16/16
Longest Start	4.0	Grambling St.	3/16/16
Shortest Start	1.2	Gonzaga	3/9/16
Longest Relief	2.0	2x (Ok. St.)	4/26/16
Hits	5	Bryant	2/25/17
Runs	4	Bryant	2/25/17
Earned Runs	4	Bryant	2/25/17
Walks	2	4x (at #10 Auburn)	4/21/17
Strikeouts	4	2x (at Missouri St.)	5/3/16

### ROGERS' CAREER APPEARANCES

Weston Rogers 2017 Game-By-Game (Sophomore)  
(12 Appearances, 0 Starts)

Date	Opponent	IP	H	R-ER	BB	K	Result
2/18/17	Miami (Ohio)	1.0	0	0-0	0	1	ND
2/25/17	Bryant	1.1	5	4-4	0	3	ND
2/28/17	at Louisiana Tech	0.0	1	1-0	0	0	ND
3/4/17	vs. Nebraska	1.0	0	0-0	2	1	ND
3/14/17	Alcorn State	1.1	2	0-0	0	2	ND
3/22/17	New Orleans	1.1	0	0-0	0	1	ND
4/4/17	Grand Canyon	3.0	2	1-1	0	3	W, 1-0
4/11/17	Missouri State	0.2	0	0-0	0	0	ND
4/13/17	Georgia	1.1	2	3-3	2	2	ND
4/21/17	at #10 Auburn	0.0	0	2-2	2	0	ND
4/25/17	vs. Kansas State	0.2	0	0-0	1	0	ND
6/4/17	Missouri State	1.0	1	0-0	1	1	ND
<b>TOTALS</b>	<b>12 G, 0 GS</b>	<b>12.2</b>	<b>13</b>	<b>11-10</b>	<b>8</b>	<b>14</b>	<b>1-0</b>

Weston Rogers 2016 Game-By-Game (Freshman)  
(11 Appearances, 5 Starts)

Date	Opponent	IP	H	R-ER	BB	K	Result
2/24/16	Mississippi Valley St.*	2.0	1	0-0	0	4	W, 1-0
2/28/16	vs. #23 Texas Tech	0.1	2	0-0	0	0	ND
3/2/16	Louisiana Tech*	2.2	3	2-2	1	1	ND
3/5/16	Eastern Illinois	1.1	0	0-0	0	3	ND
3/9/16	Gonzaga*	1.2	2	2-2	1	1	ND
3/16/16	Grambling St.*	4.0	3	2-2	0	2	ND
4/19/16	#25 Creighton	2.0	1	0-0	0	1	ND
4/26/16	#18 Oklahoma St.	2.0	2	2-2	2	1	ND
4/30/16	#2 Texas A&M-2	0.0	1	0-0	0	0	ND
5/3/16	at Missouri St.*	3.0	3	3-3	1	4	L, 1-1
5/8/16	at #13 LSU	1.0	2	2-2	1	0	ND
<b>TOTALS</b>	<b>11 G, 5 GS</b>	<b>20.0</b>	<b>20</b>	<b>13-13</b>	<b>6</b>	<b>17</b>	<b>1-1</b>

### 2017 HIGHLIGHTS

- Appeared in 12 games, two against SEC opponents and one in the NCAA Fayetteville Regional
- Threw 12.2 innings, striking out 14 and held opponents to a .260 average
- Earned one victory after three innings of work against Grand Canyon (April 4), giving up just one earned run on two hits with three strikeouts
- Threw a season-high 43 pitches in that appearance
- Totaled six outings without giving up a hit against Miami (Ohio) (Feb. 18), Nebraska (March 4), New Orleans (March 22), at Missouri State (April 11), at Auburn (April 21), and vs. Kansas State (April 25)
- In his one appearance in the postseason, he threw a scoreless inning against Missouri State (June 4), walking one and striking out one
- Named to the 2017 SEC Spring Academic Honor Roll.

## #57 CODY SCROGGINS • R-SO • RHP • 6-0 • 190

### CAREER HIGHS

Category	High	Opponent (Last)	Date
Innings	1.1	at Louisiana Tech	3/1/17
Longest Start	--	--	--
Shortest Start	--	--	--
Longest Relief	1.1	at Louisiana Tech	3/1/17
Hits	2	at LSU	5/8/16
Runs	1	3x (Bryant)	2/24/17
Earned Runs	1	3x (Bryant)	2/24/17
Walks	1	3x (Bryant)	2/24/17
Strikeouts	1	2x (Miami (Ohio))	2/18/17

### SCROGGINS' CAREER APPEARANCES

Cody Scroggins 2017 Game-By-Game (Sophomore)  
(3 Appearances, 0 Starts)

Date	Opponent	IP	H	R-ER	BB	K	Result
2/18/17	Miami (Ohio)	1.0	1	0-0	0	1	ND
2/24/17	Bryant	0.0	1	1-1	1	0	ND
3/1/17	at Louisiana Tech	1.1	1	0-0	0	0	ND
<b>TOTALS</b>	<b>3 G, 0 GS</b>	<b>2.1</b>	<b>3</b>	<b>1-1</b>	<b>1</b>	<b>1</b>	<b>0-0</b>

Cody Scroggins 2016 Game-By-Game (Freshman)  
(4 Appearances, 0 Starts)

Date	Opponent	IP	H	R-ER	BB	K	Result
4/3/16	Missouri	1.0	0	0-0	0	0	ND
4/8/16	at #14 Ole Miss	1.0	0	0-0	1	1	ND
4/15/16	#2 Florida	1.0	1	1-1	1	0	ND
5/8/16	at #13 LSU	0.1	2	1-1	0	0	ND
<b>TOTALS</b>	<b>4 G, 0 GS</b>	<b>3.1</b>	<b>3</b>	<b>2-2</b>	<b>2</b>	<b>1</b>	<b>0-0</b>

### 2017 HIGHLIGHTS

- Made three appearances before suffering a season-ending injury needing Tommy John surgery
- Pitched 2.1 innings and gave up just one earned run with one strikeout and one walk
- Pitched one inning and tallied his lone strikeout against Miami (Ohio) (Feb. 18)
- Suffered his injury at Louisiana Tech (March 1) after throwing 1.1 innings and allowing just one hit.

## #9 JAX BIGGERS • JR • INF • 5-11 • 180

### CAREER HIGHS

Category	High	Opponent (Last)	Date
Hits	4	at Louisiana Tech	3/1/17
Runs	3	Bryant	2/26/17
Doubles	2	Georgia	4/14/17
Triples	2	vs. Auburn	5/25/17
Home Runs	1	4x (at #22 Texas A&M)	5/18/17
RBI's	3	4x (vs. Florida)	5/27/17
Walks	2	4x (#13 LSU)	4/7/17
Stolen Bases	1	3x (Memphis)	4/18/17

### 2017 HIGHLIGHTS

- Appeared in 64 games with 62 starts at shortstop
- Led all Razorback hitters with a .338 average, seventh-highest in the SEC and best among SEC shortstops
- His batting average was the best by a Razorback shortstop since Scott Hode hit .309 in 2005
- Tallied 72 hits, primarily from the ninth spot in the lineup, with 22 extra-base hits and 37 RBIs
- His four triples were good for most on the team and tied for third in the conference
- Walked 30 times and compiled a .423 on-base percentage, best on the team with 100 or more at-bats
- Hit .340 in league play with 33 hits, seven doubles, two home runs, and 13 RBIs
- Finished the year with 23 multi-hit games, second-best among all Arkansas players and 10 multi-RBI games
- Was one of three Razorbacks to notch a four-hit game after going a perfect 4-for-4 with a home run, two runs scored, and two RBIs in a 13-10 win at Louisiana Tech (March 1)
- Had at least one multi-hit performance in seven of 10 SEC series, including a three-hit game against LSU (April 8) and Texas A&M (May 18)
- Led all players in the SEC Tournament (May 25-May 28) with 10 hits, six coming in elimination games against Mississippi State (May 26) and Florida (May 27)
- Turned in two triples in the 12-0 win over Auburn (May 25), setting the SEC Tournament record for triples in a game
- Hit three triples throughout entire tournament, another SEC Tournament record
- Finished the year with five games of three RBIs or more, his last one coming in the first game of the NCAA Regional final against Missouri State (June 4).

## #17 LUKE BONFIELD • SR • OF • 6-3 • 205

### CAREER HIGHS

Category	High	Opponent (Last)	Date
Hits	3	9x (Missouri State)	6/3/17
Runs	4	2x (vs. Nebraska)	3/4/17
Doubles	2	3x (at #10 Auburn)	4/22/17
Triples	1	at Missouri State	4/11/17
Home Runs	1	17x (vs. Mississippi St.)	5/25/17
RBI's	5	Miss. Valley St.	2/23/16
Walks	4	at LSU	5/7/16
Stolen Bases	1	at #22 Texas A&M	5/18/17

### 2017 HIGHLIGHTS

- Started all 64 games as either the designated hitter or left fielder
- Hit .294 with 73 hits, nine home runs, and 49 RBIs
- Hits, home runs, and RBIs were all career-bests
- Produced a .448 slugging percentage and walked 30 times for a .366 on-base percentage
- Made only one error in 55 chances for a .982 fielding percentage
- Notched 24 multi-hit games to lead all Razorbacks and six games with a career-high three hits
- Also had 15 multi-RBI games, second-most on the team
- Hit .300 for the NCAA Fayetteville Regional with two multi-hit games vs. Missouri State (June 3 and June 4)
- His three hits against the Bears in the regional semifinals tied a career-high
- Had a season-long seven-game hitting streak running from game two against Alcorn State (March 15) through game two at No. 18 Missouri (March 25)
- During the seven-game streak, he went 13-for-27 (.481) with five multi-hit games, five RBIs, and two home runs
- Tied a career-high two doubles at No. 10 Auburn (April 22), part of a 2-for-3 game with one RBI
- Stole his first career base at No. 22 Texas A&M (May 18)
- Notched the walk-off single in the bottom of the ninth against Rhode Island (March 10) to help claim Arkansas' fourth series win of the year
- Went 2-for-5 in that game with the lone winning RBI against the Rams
- Won SEC Player of the Week honors after hitting .400 for the week against Missouri State (April 11) and Georgia (April 13-15) with two home runs and 11 RBIs over a four-game span
- Went 5-for-14 (.357) at the plate against Georgia with four of those hits coming with runners on base and three with two outs
- Hit final home run of the season in the first inning against Mississippi State (May 25) in the SEC Tournament, one of 10 home runs hit by the Hogs during the tournament.

## #8 ERIC COLE • JR • OF • 5-11 • 195

### CAREER HIGHS

Category	High	Opponent (Last)	Date
Hits	4	Georgia	4/14/17
Runs	3	2x (vs. Florida)	5/27/17
Doubles	2	at #22 Texas A&M	5/19/17
Triples	1	at Missouri St.	5/3/16
Home Runs	1	4x (vs. LSU)	5/28/17
RBI's	2	10x (Missouri State)	6/4/17
Walks	2	5x (vs. Mississippi St.)	5/25/17
Stolen Bases	1	5x (Oral Roberts)	6/4/17

### 2017 HIGHLIGHTS

- Played in 55 games with 51 starts in the outfield or as the designated hitter
- Hit .282 with 58 hits, five home runs, 25 RBIs, and 19 walks
- His 12 doubles were good for fourth-best on the team
- Stole three bases, the third-highest on the team
- Hit even better in SEC play with a .315 average, second-best on the team
- Over 25 games against conference opponents, he slugged .435 and had nine extra-base hits with nine RBIs
- Hit his first career home run, an inside-the-park home run, against Miami (Ohio) (Feb. 19), part of a 1-for-3 day with a career-high three runs scored
- Finished the season with 15 multi-hit games and nine multi-RBI games
- Notched his first four-hit game of his career, going 4-for-5 with a double against Georgia (April 14)
- Went 2-for-4 with a career-high two doubles at No. 22 Texas A&M (May 19)
- Had a career-long 12 game hit streak lasting through final three regular-season series, SEC Tournament, and start of NCAA Regional (May 6-June 2)
- Hit .354 during stretch with four multi-hit games, eight runs scored, three doubles, two home runs, and eight RBIs
- Hit .409 during the SEC Tournament, garnering the second-most hits (9), third-highest slugging percentage (.727), and third-most bases (16) on the team over the five-game span
- His nine hits were the second-most among all players in the field
- Drove in five runs at the conference tournament, four in the semifinals (vs. Florida) and finals (vs. LSU)
- Went 7-for-21 (.300) in the NCAA Fayetteville Regional totaling two hits or more both games of the regional final against Missouri State (June 4-5)
- His seven hits were the most among all players in the regional field
- Had three of Arkansas' five hits in the final game of the season, his fourth game with three hits or more.

## #24 DOMINIC FLETCHER • SO • CF • 5-9 • 188

### CAREER HIGHS

Category	High	Opponent (Last)	Date
Hits	3	6x (vs. Florida)	5/27/17
Runs	3	2x (vs. Florida)	5/27/17
Doubles	1	7x (Oral Roberts)	6/4/17
Triples	1	Memphis	4/18/17
Home Runs	1	12x (vs. Florida)	5/27/17
RBI's	4	2x (vs. Florida)	5/27/17
Walks	1	10x (vs. Florida)	5/27/17
Stolen Bases	1	vs. Kansas State	4/25/17

### 2017 HIGHLIGHTS

- Started 56 games in centerfield
- Hit .291 with 64 hits, 12 home runs, and 37 RBIs
- His 12 long balls were the second most by a Razorback freshman in a season in school history and the most among all freshmen in the conference in 2017
- Hit a home run in his first game against Miami (Ohio) (Feb. 17), the first Arkansas freshman to homer in his Razorback debut since Andy Wilkins in 2008
- Produced a .495 slugging percentage and a .356 on-base percentage
- Struck out just 36 times, the third-lowest among all Arkansas players with 200 or more at-bats
- Was consistent through conference play, hitting .284 in 28 games
- Hit five of his 12 home runs against SEC teams
- Made just three errors in the outfield for a .978 fielding percentage and notched three outfield assists
- Totaled 18 multi-hit games, six with three hits or more
- Also had seven games with two or more RBIs, including two four-RBI games (vs. Memphis - April 18; vs. Florida - May 27) ... Against Memphis, he nearly hit for the cycle, going 3-for-5 at the plate, missing only the home run
- His four RBIs and three runs scored in the game were both season highs
- Matched that performance in the SEC Tournament against the top-seed Florida Gators, going 3-for-4 with four RBIs, one home run, one walk, and three runs scored
- Finished the tournament hitting .350 with six RBIs and four extra-base hits
- Went on to hit .227 in the NCAA Fayetteville Regional, notching at least one hit in four out of five games
- Went 2-for-5 in the first elimination game against Oral Roberts (June 4), with one double
- Had a season-long eight-game hitting streak running from Arkansas' second game of the SEC Tournament (vs. Auburn - May 25) through the first game of the regional final (vs. Missouri State - June 4)
- During the streak, he went 12-for-35 (.343) with three multi-hit games, two home runs, and seven RBIs
- Helped secure a crucial series split at Tennessee (May 6) by hitting a solo home run in the second game of a double header for a 2-0 victory
- Went 5-for-7 (.714) in the rain-shortened series with two home runs against the Volunteers
- Over the final eight games of the regular season, he had 14 hits with six RBIs, and four home runs, helping Arkansas earn a four-seed in the SEC Tournament.

#3 JARED GATES • SR • INF • 6-0 • 190

## CAREER HIGHS

Category	High	Opponent (Last)	Date
Hits	3	2x (#13 LSU)	4/7/17
Runs	2	2x (Missouri State)	6/5/17
Doubles	1	3x (Missouri State)	6/5/17
Triples	--	--	--
Home Runs	1	6x (Missouri State)	6/5/17
RBI's	2	5x (Missouri State)	6/4/17
Walks	2	2x (Memphis)	4/18/17
Stolen Bases	--	--	--

## 2017 HIGHLIGHTS

- Played in 37 games with 35 starts, all at third base
- Batted .246 with six home runs, 14 RBI's, 19 runs scored and 11 walks
- Suffered a broken bone in his hand at the start of the year to still be one of six players with six or more home runs last season
- Made only two errors in 56 chances for a .964 fielding percentage
- Hit three of his six home runs in SEC play
- Made his first Division I start against New Orleans (March 22)
- Upon getting his first hit of the season against Alabama (March 31), went 10-for-20 (.500) over a five-game stretch with two home runs, six RBI's, and two walks
- Notched at least one hit in 16 of 21 games from March 31 - May 4
- Finished the season with five multi-hit games and five multi-RBI games
- Had a season-high three hits twice against Alabama (March 31) and No. 13 LSU (April 7)
- Capped the season with a strong showing in the NCAA Fayetteville Regional hitting .333 over four games with four hits, two home runs, and three RBI's
- Hit the go-ahead two-run home run just before 3 a.m. against Missouri State (June 4) to keep Arkansas' season alive and force a deciding regional final game
- Had two of Arkansas' five hits in the regional final against Missouri State (June 5), including a home run and scored both of the Hogs' runs.

#33 GRANT KOCH • JR • C • 6-0 • 205

## CAREER HIGHS

Category	High	Opponent (Last)	Date
Hits	4	Bryant	2/26/17
Runs	3	2x (vs. Nebraska)	3/4/17
Doubles	2	3x (Alcorn State)	3/15/17
Triples	1	2x (Bryant)	2/24/17
Home Runs	1	13 (#25 Vanderbilt)	5/14/17
RBI's	4	3x (vs. Nebraska)	3/4/17
Walks	2	4x (at Missouri State)	4/11/17
Stolen Bases	1	Alcorn State	3/14/17

## 2017 HIGHLIGHTS

- Appeared in 63 games, all starts, and hit .264 with a career-best 13 home runs and 42 RBI's
- His home run total was seventh-most in the conference, most among catchers and most by a Razorback catcher in the Dave Van Horn era
- Also hit 14 doubles and one triple with a .498 slugging percentage
- Totaled a .358 on-base percentage coupled with 33 walks, two hit by pitches and one stolen base
- Caught 16 base stealers in 24 attempts (.600), good for third in the SEC
- Hit .270 in conference play with seven home runs and 15 RBI's
- His seven home runs were also a top-10 total in the league
- Finished the season with 15 multi-hit games and 11 multi-RBI games
- His 11 multi-RBI games were good for third on the team
- Had a great 12-game stretch to begin the season as he racked up a .358 average with 18 hits, 18 RBI's, and five home runs, which was the best offensive start to a season by a Razorback catcher since Brady Toops in 2004
- Had two four-RBI games during run (vs. Bryant - Feb. 24; vs. Nebraska - March 4), both career-highs
- Had a career-high four hits on Feb. 26 against Bryant, his only four-hit game of the season
- Against Nebraska, he went 2-for-3 with three runs scored and his first career grand slam
- Hit a home run in back-to-back games against Vanderbilt (May 13-14), one of five Razorbacks to achieve the feat during the season
- Had two hits in the NCAA Fayetteville Regional, both coming in elimination games (vs. Oral Roberts - June 4; vs. Missouri State - June 4)
- Named to 2017 SEC Spring Academic Honor Roll.

**CAREER HIGHS**

Category	High	Opponent (Last)	Date
Hits	3	10x (#25 Vanderbilt)	5/14/17
Runs	3	2x (Memphis)	4/18/17
Doubles	3	vs. Nebraska	3/4/17
Triples	1	4x (at #18 Missouri)	3/24/17
Home Runs	2	Miss. Valley St.	2/24/16
RBI's	6	Grambling St.	3/15/16
Walks	2	9x (vs. Florida)	5/27/17
Stolen Bases	2	at Ole Miss	4/8/16

**2017 HIGHLIGHTS**

- Started 56 games in centerfield
- Hit .291 with 64 hits, 12 home runs, and 37 RBIs
- His 12 long balls were the second most by a Razorback freshman in a season in school history and the most among all freshmen in the conference in 2017
- Hit a home run in his first game against Miami (Ohio) (Feb. 17), the first Arkansas freshman to homer in his Razorback debut since Andy Wilkins in 2008
- Produced a .495 slugging percentage and a .356 on-base percentage
- Struck out just 36 times, the third-lowest among all Arkansas players with 200 or more at-bats
- Was consistent through conference play, hitting .284 in 28 games
- Hit five of his 12 home runs against SEC teams
- Made just three errors in the outfield for a .978 fielding percentage and notched three outfield assists
- Totaled 18 multi-hit games, six with three hits or more
- Also had seven games with two or more RBIs, including two four-RBI games (vs. Memphis - April 18; vs. Florida - May 27) ... Against Memphis, he nearly hit for the cycle, going 3-for-5 at the plate, missing only the home run
- His four RBIs and three runs scored in the game were both season highs
- Matched that performance in the SEC Tournament against the top-seed Florida Gators, going 3-for-4 with four RBIs, one home run, one walk, and three runs scored
- Finished the tournament hitting .350 with six RBIs and four extra-base hits
- Went on to hit .227 in the NCAA Fayetteville Regional, notching at least one hit in four out of five games
- Went 2-for-5 in the first elimination game against Oral Roberts (June 4), with one double
- Had a season-long eight-game hitting streak running from Arkansas' second game of the SEC Tournament (vs. Auburn - May 25) through the first game of the regional final (vs. Missouri State - June 4)
- During the streak, he went 12-for-35 (.343) with three multi-hit games, two home runs, and seven RBIs
- Helped secure a crucial series split at Tennessee (May 6) by hitting a solo home run in the second game of a double header for a 2-0 victory
- Went 5-for-7 (.714) in the rain-shortened series with two home runs against the Volunteers
- Over the final eight games of the regular season, he had 14 hits with six RBIs, and four home runs, helping Arkansas earn a four-seed in the SEC Tournament.

## QUICK FACTS

### GENERAL INFORMATION

Location..... Fayetteville, Arkansas  
Founded.....1871  
Enrollment.....27,558  
Nickname.....Razorbacks  
School Colors.....Cardinal (PMS 201) and White  
Conference.....Southeastern (Western Division)  
System President.....Dr. Donald R. Bobbitt (Arkansas, 1980)  
Chancellor.....Dr. Joseph E. Steinmetz (Central Michigan, 1977)  
Athletic Director.....Hunter Yurachek (Guilford College, 1990)  
Faculty Athletic Rep.....Gerald Jordan (Arkansas, 1970)  
Athletics Website.....ArkansasRazorbacks.com  
Ticket Office Phone.....1-800-982-HOGS  
Athletic Department Phone.....(479) 575-6533

### COACHING STAFF

Head Coach.....Dave Van Horn (Arkansas, 1988)  
Record at Arkansas.....595-343 (15 seasons, .634)  
Overall Division I Record.....915-500 (23 seasons, .647)  
Overall as a Head Coach.....1,180-583 (29 seasons, .670)  
Van Horn's DI Postseason App. (Total/at UA).....18/14  
Van Horn's College World Series Appearances.....6  
(Neb: 2001, 2002; Ark: 2004, 2009, 2012, 2015)  
Hitting Coach/Recruiting Coordinator.....  
.....Nate Thompson (Dallas Baptist, 2006)  
Pitching Coach.....Wes Johnson (Arkansas-Monticello, 1994)  
Volunteer Assistant Coach...Craig Parry (South Dakota State, 2008)  
Student Asst. Coach.....Jake Arledge  
.....Harrison Heffley  
Volunteer.....Colby Suggs  
Dir. of Baseball Operations.....Clay Goodwin (Arkansas, 2005)  
Athletic Trainer.....Corey Wood (East Carolina, 2008)  
Strength & Conditioning...Blaine Kinsley (Lenoir-Rhyne, 2010)  
Director of Video and Scouting.....Zach Barr  
Managers.....Sean O'Neil  
.....Cale Petrie  
.....Hayden Sutton  
.....Chandler Tolbert

### HISTORY

Years of Varsity Baseball at Arkansas.....95  
(1897, 1901-03, 05, 08-16, 19-20, 22-29, 47-17)  
All-Time Program Record.....2,148-1,363-6 (.611)  
All-Time Conference Record/Years.....SEC: 379-371 (.505)/26  
SWC: 264-205 (.563)/24  
Combined: 643-576 (.527)/50  
Conference Titles/Years.....SEC Overall: 2/1999, 2004  
SEC Western Division: 4/1999, 2004, 2007, 2011  
SWC: 2/1989, 1990  
Conference Tournament Record/Years.....SEC: 31-39 (.443)/22  
SWC: 18-25 (.419)/14  
Combined: 49-64 (.434)/36  
Conference Tournament Titles/Years.....SEC: None  
SWC: 1/1985  
NCAA Postseason Appearances.....29  
(1973, 79-80, 83, 85-90, 95-96, 98-99, 2002-15, 2017)  
NCAA Postseason Record.....74-63 (.540)  
College World Series Appearances.....8  
(1979, 1985, 1987, 1989, 2004, 2009, 2012, 2015)  
College World Series Record.....11-16 (.407)  
NCAA Super Regional Appearances.....6  
(2002, 2004, 2009, 2010, 2012, 2015)  
NCAA Super Regional Record.....9-6 (.600)  
NCAA Regional Appearances.....28  
NCAA Regional Record.....54-41 (.568)  
Overall NCAA Regional Hosts.....6 (1999, 2004, 2006, 2007, 2010, 2017)  
Best NCAA Finish.....1979 National Runner-up

## GAME CREDENTIALS

Members of the media should contact John Thomas to request individual game credentials for Razorback home games. Credential requests should be made no later than noon (CT) the day before the scheduled contest and should be directed by e-mail to John Thomas. Credential requests for away games should be made to the communications contact of the home team. Only fully accredited personnel directly involved in the coverage of the game will be admitted. Credentials are non-transferable.

## INTERVIEW POLICIES

Please direct all requests for interviews with coaches and players to John Thomas. For home SEC weekends, Coach Dave Van Horn will hold his weekly press conference on Thursday with players and assistant coaches available following Thursday's practice. On road SEC weekends, Coach Van Horn will hold his weekly press conference on Wednesday with players and assistant coaches available following Wednesday's practice. Players are not available for interviews on gamedays, except for post-game interviews. Post-game press conferences are held in the indoor Pitching Development Center located down the third base line. Coach Van Horn and two or three most requested Razorback players will address the media. In the event of a doubleheader, the only Arkansas player available between games for interviews is the starting pitcher of game one. The Arkansas clubhouse is off limits to the media at all times.

## E-MAIL UPDATES

Members of the media may request to be added to the Arkansas communications baseball e-mail group. Subscribers will receive game notes, game stories and other information. To subscribe, send a request to John Thomas. Please identify yourself and your organization in your request as this service is only available to members of the media.

## GAMEDAY MEDIA SERVICES

The Arkansas communications staff provides scorecards, rosters, updated statistics and results for each team in the Baum Stadium press box prior to home games. Box scores, play-by-play and any postgame notes are disseminated approximately 10 minutes after the conclusion of the game. An Associated Press-style game story is also produced by the communications office. Members of the media may request these stories be sent to their organization via e-mail by contacting a member of the communications office.

## WIRELESS INTERNET

The Baum Stadium press box is equipped with wireless internet for use by the media. Media members should log on to the "UARK Media" network by using a password that will be provided at the stadium.

## GAMEDAY LIVE STATS

Live in-game stats will be provided at <http://arkansas.statbroadcast.com>.

## FACILITIES/PARKING

The Arkansas baseball team conducts all games at Baum Stadium at George Cole Field. Baum Stadium is located just off Razorback Road south of Martin Luther King, Jr., Boulevard. There is space for media parking on game day. Only cars with a parking credential will be allowed access to the parking lot.

## PHOTOGRAPHERS

No cameras are allowed on the Baum Stadium playing surface during games. Photographers are encouraged to use the photo wells at the end of each dugout and behind home plate.

## ARKANSAS ATHLETIC COMMUNICATIONS

The University of Arkansas athletic communications office is located on the main floor of Bud Walton Arena behind the Hog Heaven Store with office hours from 8 a.m. to 5 p.m., Monday through Friday. You can often reach us at Bud Walton after hours, but if not, please leave a message on our voice mail system.

Office: 479-575-2751 | Cell: 479-313-2564  
Fax: 479-575-7481 | Press Row: 479-575-6622

Mailing Address  
Razorbacks Communications  
P.O. Box 7777  
Fayetteville, AR 72702-7777

# 2017 Schedule and Results

	Opponent	Score	WP	LP	SV	Attend	Time
<b>FEBRUARY</b>							
16	Bucknell	--	Baum Stadium	--	SECN+	--	3 p.m.
17	Bucknell	--	Baum Stadium	--	SECN+	--	11:30 a.m.
18	Bucknell	--	Baum Stadium	--	SECN+	--	Noon
21	vs. Arizona	--	San Diego, Calif.	--	CST	--	9 p.m.
23	vs. Cal Poly	--	San Diego, Calif.	--	CST	--	3 p.m.
24	at San Diego State	--	San Diego, Calif.	--	CST	--	8 p.m.
25	at San Diego	--	San Diego, Calif.	--	CST	--	Noon
28	Dayton	--	Baum Stadium	--	SECN+	--	3 p.m.
<b>MARCH</b>							
1	Dayton	--	Baum Stadium	--	SECN+	--	3 p.m.
2	USC	--	Baum Stadium	--	SECN+	--	3 p.m.
3	USC	--	Baum Stadium	--	SECN+	--	2 p.m.
4	USC	--	Baum Stadium	--	SECN+	--	12:30 p.m.
9	Kent State	--	Baum Stadium	--	SECN+	--	3 p.m.
10	Kent State	--	Baum Stadium	--	SECN+	--	2 p.m.
11	Kent State	--	Baum Stadium	--	SECN+	--	1 p.m.
13	Texas	--	Baum Stadium	--	SEC Network	--	7 p.m.
14	Texas	--	Baum Stadium	--	SECN+	--	4 p.m.
16	Kentucky*	--	Baum Stadium	--	SECN+ (Bases Loaded)	--	6:30 p.m.
17	Kentucky*	--	Baum Stadium	--	SECN+	--	2 p.m.
18	Kentucky*	--	Baum Stadium	--	SECN+	--	1 p.m.
20	vs. Charlotte	--	Charlotte, N.C.	--	--	--	6:05 p.m.
21	at Charlotte	--	Charlotte, N.C.	--	CST	--	3 p.m.
23	at Florida*	--	Gainesville, Fla.	--	--	--	5:30 p.m.
24	at Florida*	--	Gainesville, Fla.	--	ESPN2	--	11 a.m.
25	at Florida*	--	Gainesville, Fla.	--	SEC Network	--	11 a.m.
27	vs. Memphis	--	Memphis, Tenn.	--	--	--	6:30 p.m.
29	at Ole Miss*	--	Oxford, Miss.	--	--	--	6:30 p.m.
30	at Ole Miss*	--	Oxford, Miss.	--	--	--	1:30 p.m.
<b>APRIL</b>							
3	ULM	--	Baum Stadium	--	SECN+	--	6:30 p.m.
4	ULM	--	Baum Stadium	--	SECN+	--	3 p.m.
6	Auburn*	--	Baum Stadium	--	SECN+	--	6:30 p.m.
7	Auburn*	--	Baum Stadium	--	SECN+	--	6 p.m.
8	Auburn*	--	Baum Stadium	--	SEC Network	--	4 p.m.
10	Grambling State	--	NLR, Ark.	--	--	--	6:30 p.m.
12	South Carolina*	--	Baum Stadium	--	SEC Network	--	6 p.m.
13	South Carolina*	--	Baum Stadium	--	SECN+	--	6:30 p.m.
14	South Carolina*	--	Baum Stadium	--	SECN+	--	2 p.m.
17	Missouri State	--	Baum Stadium	--	SECN+	--	6:30 p.m.
20	at Mississippi State*	--	Starkville, Miss.	--	--	--	6:30 p.m.
21	at Mississippi State*	--	Starkville, Miss.	--	--	--	6:30 p.m.
22	at Mississippi State*	--	Starkville, Miss.	--	--	--	1 p.m.
24	Texas Tech	--	Baum Stadium	--	SECN+	--	6:30 p.m.
25	Texas Tech	--	Baum Stadium	--	SEC Network	--	6 p.m.
27	Alabama*	--	Baum Stadium	--	SECN+	--	6:30 p.m.
28	Alabama*	--	Baum Stadium	--	SECN+	--	6 p.m.
29	Alabama*	--	Baum Stadium	--	SECN+	--	1 p.m.
<b>MAY</b>							
4	at LSU*	--	Baton Rouge, La.	--	--	--	7 p.m.
5	at LSU*	--	Baton Rouge, La.	--	SEC Network	--	7 p.m.
6	at LSU*	--	Baton Rouge, La.	--	--	--	2 p.m.
11	Texas A&M*	--	Baum Stadium	--	SEC Network	--	6 p.m.
12	Texas A&M*	--	Baum Stadium	--	SEC Network	--	1 p.m.
13	Texas A&M*	--	Baum Stadium	--	ESPN2	--	Noon
17	Georgia*	--	Athens, Ga.	--	SECN+	--	6 p.m.
18	Georgia*	--	Athens, Ga.	--	SECN+	--	6 p.m.
19	Georgia*	--	Athens, Ga.	--	SECN+	--	1 p.m.


# TV/Radio Roster



**JARED GATES**  
Sr. • 6-0 • 190 • L/R  
INF • Wichita, Kan.




**BRYCE BONNIN**  
Fr. • 6-1 • 190 • R/R  
RHP/INF • Mont Belvieu, Texas




**JACOB NESBIT**  
Fr. • 6-0 • 175 • R/R  
INF • Coppell, Texas




**HUNTER WILSON**  
R-Jr. • 5-10 • 170 • L/R  
INF • Spiro, Okla.



**JACK KENLEY**  
So. • 6-0 • 180 • L/R  
INF • Germantown, Tenn.



**ERIC COLE**  
Jr. • 5-11 • 195 • S/R  
OF • Southlake, Texas




**JAX BIGGERS**  
Jr. • 5-11 • 185 • L/R  
INF • Missouri City, Texas




**EASTON MURRELL**  
Fr. • 6-0 • 190 • S/R  
INF • Prosper, Texas




**KEATON MCKINNEY**  
R-Jr. • 6-5 • 225 • R/R  
RHP • Ankeny, Iowa




**CASEY OPITZ**  
Fr. • 5-11 • 175 • S/R  
C/INF • Centennial, Co.




**JORDAN MCFARLAND**  
So. • 6-3 • 220 • R/R  
INF/OF • Waterloo, Ill.




**COLE TURNEY**  
Fr. • 6-0 • 225 • L/L  
OF • Richmond, Texas




**CASEY MARTIN**  
Fr. • 5-11 • 175 • R/R  
INF • Lonoke, Ark.



**BLAINE KNIGHT**  
Jr. • 6-3 • 165 • R/R  
RHP • Bryant, Ark.




**LUKE BONFIELD**  
Sr. • 6-3 • 215 • R/R  
OF/DH • Skillman, N.J.




**HESTON KJERSTAD**  
Fr. • 6-3 • 190 • L/R  
OF • Amarillo, Texas




**BRADY DISHER**  
Fr. • 6-1 • 190 • L/R  
C/INF • Trophy Club, Texas




**CARSON SHADDY**  
R-Sr. • 5-11 • 185 • R/R  
INF • Fayetteville, Ark.




**KACEY MURPHY**  
Jr. • 6-0 • 190 • L/L  
LHP • Rogers, Ark.




**BEN MCCLAIN**  
Fr. • 5-10 • 185 • L/L  
OF • Lee's Summit, Mo.




**DOMINIC FLETCHER**  
So. • 5-9 • 185 • L/L  
OF • Cypress, Calif.



**RYAN DRAKE**  
Fr. • 6-4 • 190 • R/R  
INF • Grapevine, Texas




**EVAN LEE**  
So. • 6-2 • 190 • R/L  
LHP/OF • Bryant, Ark.




**KOLE RAMAGE**  
Fr. • 6-1 • 185 • R/R  
RHP • Southlake, Texas



**ANGUS DENTON**  
So. • 5-11 • 160 • R/R  
RHP • Beebe, Ark.




**CALEB BOLDEN**  
Fr. • 6-2 • 170 • R/R  
RHP • Texarkana, Texas



**MATT CRONIN**  
So. • 6-2 • 190 • L/L  
LHP • Navarre, Fla.



**GRANT KOCH**  
Jr. • 6-0 • 195 • R/R  
C • Fayetteville, Ark.



**JAKE REINDL**  
Jr. • 6-1 • 200 • R/R  
RHP • Fayetteville, Ark.



**JACOB KOSTYSHOCK**  
So. • 6-4 • 175 • R/R  
RHP • O'Fallon, Mo.




**WESTON ROGERS**  
Jr. • 6-4 • 215 • L/L  
LHP • Springdale, Ark.




**DEREK RIPP**  
Fr. • 6-6 • 230 • L/R  
INF • Olathe, Kan.



**KEVIN KOPPS**  
R-So. • 6-0 • 195 • R/R  
RHP • Sugar Land, Texas




**BARRETT LOSEKE**  
Jr. • 6-0 • 180 • R/R  
RHP • Tulsa, Okla.




**HUNTER MILLIGAN**  
Fr. • 6-4 • 205 • L/L  
LHP • Greenbrier, Ark.




**ZACK PLUNKETT**  
R-Jr. • 6-2 • 205 • R/R  
C • Hurst, Texas




**ISAIAH CAMPBELL**  
R-So. • 6-4 • 235 • R/R  
RHP • Olathe, Kan.




**CODY SCROGGINS**  
R-So. • 6-0 • 185 • R/R  
RHP • Bentonville, Ark.




**ZEBULON VERMILLION**  
Fr. • 6-4 • 185 • L/R  
RHP • Prairie Village, Kan.




**JACKSON RUTLEDGE**  
Fr. • 6-8 • 260 • R/R  
RHP • St. Louis, Mo.




**DAVE VAN HORN**  
Head Coach  
16th Season



**WES JOHNSON**  
Assistant Coach  
2nd Season



**NATE THOMPSON**  
Assistant Coach  
1st Season



**CRAIG PARRY**  
Volunteer Assistant  
1st Season



**JAKE ARLEDGE**  
Student Assistant  
1st Season



**CLAY GOODWIN**  
Dir. of Operations  
11th Season