



# ARKANSAS RAZORBACKS

One Final Four Appearance » 22 Postseason Appearances » 27th Season In The SEC » More Than 400 Home Wins » More Than 700 Program Victories

## /// THE SERIES ///

Series Record	21-15
Fayetteville	11-6
Away	9-7
Neutral	1-2
Last 5	4-1
Neighbors versus this opponent	0-1

## /// MEDIA ///



### SEC Network

Talent: Cara Capuano, Steffi Sorensen



### Razorback Sports Network Phil Elson & Erin Portman

Listen: Little Rock - KABZ-FM-103.7  
Fayetteville - KQSM-FM-92.1  
Fayetteville - KYNG-AM - 1590\*  
Fort Smith - KFPW-AM-1230  
Fort Smith - KHGG-AM-1580\*  
Rogers - KURM-AM-790/FM-100.3

\*Only if there are  
conflicts with the  
FM station

## /// SCHEDULE & RESULTS ///

NOVEMBER (5-2)	MEDIA	W/L	SCORE
2 Northeastern St (Exh)	-	W	82-74
10 Sam Houston State	SECN+	W	65-54
12 Samford	SECN+	W	84-63
16 at RV Nebraska	BTN	L	80-69
20 at Oral Roberts	Cox Sports	W	77-66
24 UTEP!	-	L	64-61
25 New Mexico State!	-	W	69-60
29 Abilene Christian	SECN+	W	79-65

DECEMBER (5-2)	MEDIA	W/L	SCORE
3 at Kansas*	JTV/ESPN3	L	71-60
7 Charlotte	SECN+	W	73-72
10 Tulsa	SECN+	W	67-41
17 UT Arlington	SECN+	W	91-57
21 at RV/RV Arizona St.	Tempe, Arizona	L	89-43
28 Grambling State	SECN+	W	79-62
31 Ole Miss*	SECN+	W	73-72

JANUARY (1-7)	MEDIA	W/L	SCORE
4 at #5/3 Miss State*	SEC Network	L	111-69
7 -/rv Alabama*	SEC Network	L	83-76
11 at rv/rv Georgia*	SECN+	L	78-65
14 at Auburn*	SEC Network	W	68-58
18 Florida*	SEC Network	L	65-51
21 at No. 11 Missouri*	SEC Network	L	88-54
25 at No. 9/7 S Carolina*	SEC Network	L	90-42
29 Kentucky*	SEC Network	L	76-65.

FEBRUARY (0-0)	MEDIA	W/L	SCORE
4 at Alabama*	SEC Network	-	1 p.m.
8 Tennessee*	SECN+	-	7 p.m.
11 Missouri*	SEC Network	-	4 p.m.
15 at Kentucky*	SECN+	-	6 p.m.
18 LSU*> (Senior Day)	SECN+	-	2 p.m.
22 Texas A&M*	SECN+	-	7 p.m.
25 at Vanderbilt*	SECN+	-	2 p.m.
28 SEC Tournament	SECN/ESPN/2	-	Nashville

MARCH (0-0)	MEDIA	W/L	SCORE
1-4 SEC Tournament	SECN/ESPN/2	-	Nashville

\* - Southeastern Conference Game

! - UTEP Classic (El Paso, Texas)

^ - SEC/Big 12 Challenge

+ - We Back Pat

> - Play4Kay

All home games played in Bud Walton Arena (19,200) Rankings: AP/Coaches Poll

Sign up for Mike Neighbors' newsletter and listen to his podcasts at

**CoachNeighbors.com**



## ARKANSAS RAZORBACKS 11-11, 2-7 SEC

Head Coach: Mike Neighbors  
Alma Mater: Arkansas, 1993  
Record: 109-50 (5) Arkansas Record: 11-11 (1)



Tuscaloosa,  
Alabama



Coleman Coliseum



1 p.m. CST



<http://bit.ly/ArkvsAla2>



Razorback Radio  
Network



<http://bit.ly/2n-r1IX9>

## PREVIOUS GAME

» Malica Monk scored 11 points, scoring in double figures for the 21st time in 22 games this season.

» Devin Cosper led the team in scoring with 17 points. It is Cosper's 16th double-digit points game and it is the sixth time she has paced the team this year.

» Jaielyn Mason added 13 points, scoring in double figures for the 14th time this year.

» Malica Monk dished out six assists. It is the seventh game of the year she has had five or more assists and it is the 14th game of her career with five or more assists.

## ABOUT ARKANSAS

» The Razorbacks are the only SEC team that does not return a double-figure scorer.

» Arkansas is 8-3 at home this season including an SEC win over Ole Miss. Arkansas has won double-digit home games 16 times and the single-season best is a 15-4 home record in 1998-99.

» The Razorbacks finish with five of their last eight regular season games in Bud Walton Arena.

» Arkansas is **third in the SEC** and ranks **37th in the country** for fewest turnovers with just 274 this year.

» Arkansas **ranks third the SEC** and is **20th in the country** with just 12.5 turnovers per game.

» Arkansas **ranks second in the SEC** and is **11th in the country** with 576 3-point field goals attempted.

» Arkansas ranks **third in the SEC** with 7.5 3-point field goals made per game and for 3-pointers made with 165.

## Against The Best

» Arkansas is nine games into the SEC season and has faced some of the best teams in the conference - and the country.

» After playing at No. 9 South Carolina the Razorbacks have faced two ranked teams and a third who is now ranked, the top four teams in the SEC, four teams who are predicted to make the NCAA Tournament and four teams who were among the NCAA Top-16 Committee Rankings.

» It doesn't get easier either. The Razorbacks still have to play Tennessee and Texas A&M who also meet those criteria.

## ALABAMA CRIMSON TIDE 14-8, 4-5 SEC

Head Coach: Kristy Curry  
Alma Mater: Northeast Louisiana, 1988  
Record: 387-222 (19) AL Record: 78-73 (5)



» In Arkansas' 11 losses, the Razorbacks have faced four teams in the RPI's top-20 and six in the top-50.

» The Razorbacks' remaining schedule has Arkansas squaring off against two more top-15 RPI teams and seven of the final eight opponents are in the top-100.

## The First Meeting with Alabama

» Arkansas held a 55-50 lead to start the 4Q.

» Jordan Lewis (Ala) & Malica Monk (Ark) each had 11 points in the 4Q.

» Bama was 20-25 from the line in the 4Q while Arkansas was 5-7. The Razorbacks committed 14 personal fouls while the Tide had just five in the frame.

## /// STATISTICAL COMPARISONS ///

	ARKANSAS	ALABAMA
PTS / GAME	67.3	67.6
PTS ALLOWED / GAME	71.1	60.2
FG %	36.5%	40.4%
FG DEFENSE %	40.4%	38.0%
3-PT FG %	28.6%	29.2%
3-PT FG DEFENSE %	32.3%	30.4%
REB / GAME	40.3	39.9
REB ALLOWED / GAME	43.6	35.5
LEADING SCORER	Monk, 16.0	Cook, 11.3
LEADING REBOUNDER	Williams, 7.4	Williams, 6.5

## LAST GAME STARTERS



### 3 MALICA MONK

PPG	FG%	RPG	APG
16.0	35.6%	3.7	3.9



### 10 KIARA WILLIAMS

PPG	FG%	RPG	BPG
7.7	50.4%	7.4	1.0



### 14 JAILYN MASON

PPG	FG%	RPG	APG
10.5	40.4%	4.0	2.8



### 21 DEVIN COSPER

PPG	FG%	RPG	MIN
14.8	36.2%	6.5	31.1



### 22 BAILEY ZIMMERMAN

PPG	FG%	RPG	MIN
3.4	22.8%	3.2	22.7

## NUMERICAL ROSTER

No.	Name	Pos	Ht	Cl	Hometown/HS/Previous School
0	A'Tyanna Gaulden*	G	5-7	RSO	Ocilla, Ga./Americus Sumter HS/Florida State
1	Raven Northcross-Baker	G	5-7	Jr	Malvern, Ark./Malvern HS/Chipola College
3	Malica Monk	G	5-5	Jr	N. Little Rock, Ark./NLR HS
4	Keiryn Swenson	G/F	6-1	Jr	Wichita, Kan. /Maize HS
10	Kiara Williams	F/C	6-1	So	Little Rock, Ark./LR Central HS
12	Brenna McClure	G	5-6	RSO	Lyons, Kansas/Lyons HS/Hutch CC
13	Grayce Spangler	G	5-10	Fr	Fayetteville, Ark. Fayetteville HS
14	Jailyn Mason	PG	5-9	So	Mason, Ohio/William Mason HS
20	Sydney Stout	F	6-0	So	Bixby, Okla./Bixby HS
21	Devin Cospier	G	5-10	SGr	Coffeyville, Kan./Field Kindley HS/Coffeyville CC
22	Bailey Zimmerman	G/F	6-0	Jr	St. Vincent, Ark. /Wonderview HS
24	Taylah Thomas	F	6-1	Fr	Arlington, Texas/Mansfield Timberview HS
30	Macy Weaver	F	6-3	Fr	Davis Junction, Ill./Stillman Valley HS
33	Chelsea Dungee*	G	5-11	RSO	Sapulpa, Okla./Sapulpa HS/Oklahoma

\*Will not play the 2017-18 season due to NCAA transfer rules

## ALPHABETICAL ROSTER

No.	Name	Twitter
21	Devin Cospier	@devidevv__
33	Chelsea Dungee*	@ChelseaDungee22
0	A'Tyanna Gaulden*	@AtyannaGaulden
12	Brenna McClure	@mcclurebrenna
14	Jailyn Mason	@jaimason14
3	Malica Monk	@TheRealMalica
1	Raven Northcross-Baker	@ravenbaker_4
13	Grayce Spangler	@grayce_1313
20	Sydney Stout	@sydeny_stout_
4	Keiryn Swenson	@KiKi_Sweezyy
24	Taylah Thomas	@hailtaylahh
30	Macy Weaver	@macyweaver528
10	Kiara Williams	@kiara_will22
22	Bailey Zimmerman	@Bailey_Ann22

## COACHING STAFF

Title	Name	Year	Alma Mater
Head Coach	Mike Neighbors	First Season	Arkansas, 1993
Assistant Coach	Todd Schaefer	First Season	Thomas More College, 1995
Assistant Coach	Lacey Goldwire	First Season	Oklahoma State, 2010
Assistant Coach	Pauline Love	First Season	Southern Miss, 2010
Director of Operations	Amber Shirey	30th Season	Arkansas, 1992
Director of Video and Scouting	Jeff Brazil	11th Season	Arkansas, 2010
Dir. of Student-Athlete Devel.	C'eira Ricketts	1st Season	Arkansas, 2015

## FA-NETIK PRONUNCIATIONS

No.	Name	Pronunciation
0	A'Tyanna	AH-tee-ah-nuh
3	Malica	mal-ick-cuh
4	Keiryn	KEER-runn
10	Kiara	Key-AIR-uh
13	Grayce	GRACE
14	Jailyn	JAY-lyn
24	Taylah	TAY-luh

## MARGIN OF VICTORY/DEFEAT

	1	2	3	4	5	6	7	8	9	10	11-15	16-19	20+	Record
Wins	2	-	-	-	-	-	-	-	1	1	3	1	3	11
Losses	-	-	1	-	-	-	1	-	-	-	5	-	4	11

### Most First Period Points

2017-18	27	Samford (11-12-17)
All-Time	29	at Alabama (1-15-17)
Opponent	26	at Arizona State (12-21-17)

### Most Third Period Points

2017-18	26	Alabama (1/7/18)*
All-Time	34	HBU (12-28-16)*
Opponent	30	at Miss State (1-4-18)*

### Fewest First Period Points

2017-18	3	UTEP (11-24-17)
All-Time	3	UTEP (11-24-17)*
Opponent	6	SHSU (11-11-16)

### Fewest Third Period Points

2017-18	7	Florida (1-18-18)
All-Time	7	Florida (1-18-18)*
Opponent	4	LSU (1-21-16)

### Most Second Period Points

2017-18	25	at Auburn (1-14-18)*
All-Time	31	HBU (12-28-16)
Opponent	35	at #2 S. Carolina (1-3-16)

### Most Fourth Period Points

2017-18	28	UT-Arlington (12-17-17)
All-Time	32	Tulsa (11-23-15)
Opponent	33	Alabama (1-7-18)

### Fewest Second Period Points

2017-18	6	at Arizona State (12-21-17)
All-Time	4	vs. Kentucky (2-17-17)
Opponent	3	at Alabama (1-15-17)

### Fewest Fourth Period Points

2017-18	6	at No. 11 Missouri (1-21-18)
All-Time	5	#7 Ore. St. (11-28-15)
Opponent	10	#24 Missouri (1-17-16)*

### Most First Half Points

2017-18	42	Samford (11-12-17)
All-Time	65	Tenn State (11-27-88)
Opponent	63	Texas (1-9-89)

### Largest Margin of Victory

2017-18	34 (91-57)	UT-Arlington (12-17-17)
All-Time	79 (108-29)	B Wesleyan (2-18-77)
Opponent	54 (28-82)	La Tech (11-30-78)

### Fewest First Half Points

2017-18	12	at No. 9/7 South Carolina (1-25-18)
All-Time	11	at Missouri (3-1-15)*
Opponent	8	Montana State (1-5-03)

\*Most Recent

## RECORD FACTS

Overall	11-11
At Home (Bud Walton Arena)	8-3
On The Road   Neutral	2-8   1-0
White   Cardinal   Anthracite Uniforms	8-3   3-8   0-0

## HALFTIME/LEADS/OVERTIME

Leading at the half, home/road/neutral	8-0 (5-0/2-0/0-0)
Tied at the half, home/road/neutral	-
Trailing at the half, home/road/neutral	3-11 (2-3/0-8/1-0)
Games decided by 5 points or fewer	2-1
Games decided by 10 points or fewer	3-2
Leading at the start of the 4Q	10-1
Overtime games	-

## OFFENSE

Scoring less than 50 points	0-2
Scoring 51-60 points	0-3
Scoring 61-70 points	4-5
Scoring 70+ points	7-1
2 Players Or Less in Double Figures	3-6
3 Players in Double Figures	3-5
4 Players in Double Figures	3-0
5 Players in Double Figures	2-0
When shooting 50 percent or higher	-
When shooting less than 50 percent	11-11

## REBOUNDING/TURNOVERS

When outrebounding opponent	8-0
When outrebounded	2-9
When rebounds are even	1-0
When grabbing 10+ offensive reb	9-9
When forcing 15+ turnovers	7-3
When committing 10 or fewer turnovers	5-3
When committing 15+ turnovers	2-6

## Months

In November	5-2
In December	5-2
In January	1-7
In February	-
In March	-



**FACEBOOK.COM/RAZORBACKWBB**

**@RAZORBACKWBB (T&I)**

**HTTP://BIT.LY/YOUTUBEKICKIN**

**COACHNEIGHBORS.COM**



# NEIGHBORS' PHILOSOPHY

## GRAD STUDENT DEVIN COSPER

- »Only "senior" on the team
- »Missed the opening game last season after a death in the family
- »Averaged 6.4 ppg and 2.2 rpg last season and 7.7 ppg and 2.8 rpg for her career
- »Graduated in May 2017 with a degree in broadcast journalism
- »Interned at RSN, Arkansas' broadcast studio
- »Wears the SEC graduate patch on her jersey
- »Named "Comback Student-Athlete of the Year at annual HOGSPY awards after rebounding from an injury and a death in the family



## FUNCTIONALLY FAST

You will hear Mike Neighbors say this a lot. He wants his teams to play as fast as possible and still function at a high level. That may look different from possession to possession depending on what Arkansas is running.

## TRUST, TALENT AND TIME

My program will be built on three things. It's very simple.

**TRUST** - The highest form of loyalty that has to be earned, managed and sometimes re-earned. If we don't have this, nothing will work and the stool's legs will fall off and everything will collapse.

**TALENT** - It doesn't mean you can dribble, shoot, pass and rebound. It's a lot of other things like the ability to engage with the fan base and willingness to sign autographs for a 10-year-old child you might be inspiring.

**TIME** - It's just not being on time or making time. It's how you utilize your time and who you invest your time with and be around. Trust, talent and time. Those will be our pillars.

## FUN FEATURES

Both Mike Neighbors and Jailyn Mason have shoe collections. Mason's collection was featured in a story last year. It can be seen here: <http://bit.ly/2ebtLdb>

Neighbors got settled into his Fayetteville home in mid August. One of the first things he set up were his shoes.



## BESIDE US

One of the things Mike Neighbors stressed when he was hired was his desire to take care of the players, the staff and the fans who have been loyal to the Razorback program. He has told our fans that he wants them to stand "Beside Us". Don't be behind us, stand next to us and go through the process of building our program.

## SHOTS AND POSSESSIONS

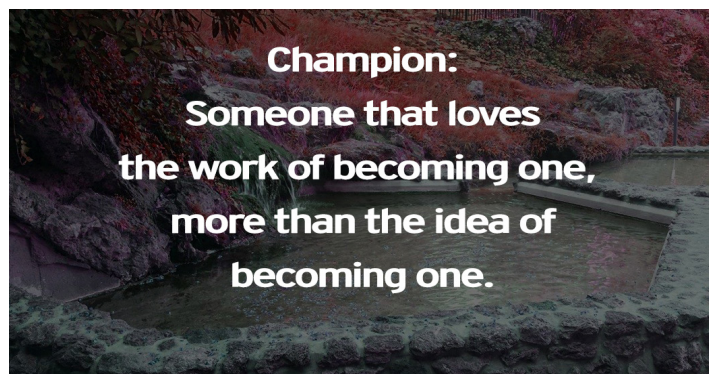
Mike Neighbors wants a lot of shots and a lot of possessions. Here's a look at the Razorbacks shots this year. The number is often determined by pace of play and Arkansas will push the tempo.

## 30 AND COUNTING

This year, Arkansas director of operations Amber Shirey enters her 30th season as a Razorback. The former Amber Nicholas was a two-time All-Southwest Conference selection during her four-year playing career from 1989-92. She spent one season (1992-93) as a student coach helping Arkansas transition to the Southeastern Conference. She moved on to a graduate assistant and assistant coach from 1993-94 through the 2006-07 season. In 2007-08 Shirey transitioned to the director of operations position holding that spot until she returned to the sidelines as an assistant coach for the 2013 and 2014 seasons. She moved into her current position as the Executive Director of Operations in 2014-15. She has been a part of seven different head coach's staffs during her tenure.

## GAMEDAY CARDS

Coach Neighbors hands out a Gameday Card for each home and away game. One side of the card is branded with a Razorback logo and women's basketball. The other side is a quote that is relevant to something the team has talked about or worked on that week. Check out this week's card here:



# OPPONENT

## ABOUT ALABAMA

- »The Crimson Tide have four SEC wins over Florida, LSU, Vanderbilt and the Razorbacks.
- »Hannah Cook leads Alabama with 11.3 ppg while Ashley Williams is second at 10.6 ppg. Williams is also the team's leading rebounder averaging 6.5 rpg.
- »Alabama shooting 40.4% in all games and is similar in SEC games at 40.1%. Their opponents, however, shoot just 38.0% in non-conference games but that number jumps to 44.2% in league games.
- »Alabama ranks in the top-4 in the SEC for blocks (102), free throws made (336) and attempted (469), fouls (15.9), steals (193), and steals per game (8.8).

## FIRST MEETING

- »Both teams had three double figure scorers.
- »Alabama's 33 fourth quarter points are the most given up by the Razorbacks in the final frame.
- »Devin Cosper recorded her seventh season and career double-double with 24 points and 13 rebounds.
- »Arkansas' 17 turnovers is the second most this season and Alabama converted those miscues into 31 points.
- »The game was close with five ties and seven lead changes.

Official Basketball Box Score -- Game Totals -- Final Statistics  
Alabama vs Arkansas  
01/07/18 3 p.m. at Fayetteville, Ark. (Bud Walton Arena)

Alabama 83 • 12-4, 2-1 SEC

#	Player	Total		3-Ptr		Rebounds		PF	TP	A	T	Blk	Stl	Min
		FG	FGA	FT	FTA	Off	Def							
01	BOLTON,QUANETRIA	1	2-9	0-2	0-0	1	4	5	1	4	1	0	2	20
20	WILLIAMS,ASHLEY	1	3-10	0-0	11-13	4	3	7	2	17	1	1	2	25
01	LEWIS,JORDAN	0	5-9	2-4	6-9	0	1	1	2	18	5	2	0	30
11	COOK,HANNAH	0	3-12	1-6	1-2	0	5	5	1	8	0	2	0	24
23	WADE,SHAQUERA	0	4-5	1-1	6-8	0	4	4	3	15	1	5	1	33
02	RICHARDSON,AMBER	0	0-0	0-0	0-2	0	2	2	0	0	1	0	0	6
05	DA SILVA,ALANA	0	0-1	0-0	0	1	1	0	0	0	1	1	0	9
13	KNIGHT,COCO	0	0-0	0-0	0	0	0	0	0	0	0	0	0	3
15	KNIGHT,MEOSHONTI	1	2-2	1-1	1-2	0	0	0	3	4	1	0	0	13
25	KNIGHT,ASHLEY	5	10	0-0	0-0	3	1	4	3	10	1	2	2	16
40	WALKER,JASHKINE	3	7	1-3	0-0	2	6	8	2	7	0	1	0	21
Team		4	3	7										
Totals		26-65	6-18	25-36	14	30	44	19	83	12	14	7	9	200

1st FG %:	6-21	28.6%	2nd FG %:	7-13	53.8%	3rd FG %:	7-12	58.3%	4th FG %:	6-14	42.9%	Game:	26-65	40.0%	DeadBall:
3Pt %:	2-7	28.6%	2-4	50.0%	1-2	50.0%	3-5	60.0%	6-38	15.8%	Rebounds:				
FT %:	0-1	0.0%	3-8	37.5%	3-8	37.5%	20-23	87.0%	25-39	64.1%	5.2				

Arkansas 76 • 10-6, 1-2 SEC

#	Player	Total		3-Ptr		Rebounds		PF	TP	A	T	Blk	Stl	Min
		FG	FGA	FT	FTA	Off	Def							
10	WILLIAMS, Kiara	1	3-10	0-0	0-0	1	6	7	1	6	0	2	0	21
23	ZIMMERMAN, Bailey	1	0-1	0-0	0-0	2	0	2	5	0	2	2	1	13
03	MONK, Malica	0	8-17	1-2	4-7	3	1	4	4	21	1	6	0	33
14	MASON, Jaielyn	0	5-15	2-7	0-0	2	4	6	4	12	0	4	2	37
21	COSPER, Devin	0	6-16	0-5	12-12	0	13	13	5	24	4	2	0	29
01	NORTHCROSS-BAKER,	1	5	0-3	0-0	0	0	0	1	2	2	0	1	27
04	SWENSON, Keiryn	3	4	3-4	0-0	0	0	0	3	9	0	0	1	12
13	SPANGLER, Trayce	0	0-0	0-0	0	0	0	0	0	0	0	0	0	0+
24	THOMAS, Taylah	0	2-0	0-0	2-2	2	2	4	3	2	0	1	0	18
Team		4	3	7										
Totals		26-70	6-21	18-21	14	29	43	26	76	9	17	5	8	200

1st FG %:	5-21	23.8%	2nd FG %:	6-18	33.3%	3rd FG %:	8-14	57.1%	4th FG %:	7-17	41.2%	Game:	26-70	37.1%	DeadBall:
3Pt %:	1-8	12.5%	0-3	0.0%	3-4	75.0%	2-4	50.0%	6-35	17.1%	Rebounds:				
FT %:	3-3	100.0%	4-4	100.0%	7-8	87.5%	5-7	71.4%	18-21	85.7%	1.2				

Officials: Beverly Roberts, Ed Sclafsky, Bill Larrance

Technical Fouls: Alabama=None, Arkansas=MISSON, Jaielyn

Attendance: 2001

Estimated Actual Attendance: 1644

Fouled Out: Arkansas, #21 Cosper (0:12.5, 4Q); #22 Zimmerman (0:10.1, 4Q)

Alabama	14	18	18	33	83	Points	Point	1/0	Chance	break	bench
Arkansas	13	16	26	21	76	UA	38	31	15	4	21
						AR	26	7	7	6	13

Last PG - UA 4th-00:41, AR 4th-00:23.

Largest lead - UA by 9 4th-02:28, AR by 7 3rd-02:23.

UA led for 20:01, AR led for 15:20. Game was tied for 04:39.

## IMPORTANT STATS

**A Thief Among Us:** Alabama ranks third in the SEC with 193 steals this season. Arkansas has just 149 steals and Malica Monk leads the team with 34 of those.

**Swatter's Club:** Bama's Ashley Knight is fourth in the SEC in blocks (50) and blocks per game (2.27). Kiara Williams leads Arkansas with 23 blocks this season.

NOVEMBER (5-2)	MEDIA	W/L	SCORE	SERIES	NEIGHBORS
2 Northeastern St. (Exh)	-	W	82-74	2-0	1-0
10 Sam Houston State	SECN+	W	65-54	7-0	1-0
12 Samford	SECN+	W	84-63	1-0	1-0
16 at Nebraska	BTN	W	80-69	0-1	0-1
20 at Oral Roberts	Cox Sports	W	77-66	20-9	1-0
24 UTEP!	-	L	64-61	2-1	0-2
25 New Mexico State!	-	W	69-60	1-0	1-0
29 Abilene Christian	SECN+	W	79-65	1-0	1-0

DECEMBER (5-2)	MEDIA	W/L	SCORE	SERIES	NEIGHBORS
3 at Kansas*	JTV/ESPN3	L	71-60	4-4	0-1
7 Charlotte	SECN+	W	73-72	1-0	1-0
10 Tulsa	SECN+	W	67-41	21-3	1-0
17 UT Arlington	SECN+	W	91-57	7-0	1-0
21 at Arizona State	Pac-12N	L	89-43	1-1	2-5
28 Grambling State	SECN+	W	79-62	8-0	2-0
31 Ole Miss*	SECN+	W	73-72	17-26	1-0

JANUARY (1-7)	MEDIA	W/L	SCORE	SERIES	NEIGHBORS
4 at #5/3 Mississippi State*	SEC Network	L	111-69	18-19	0-2
7 Alabama*	SEC Network	L	83-76	21-15	0-1
11 at Georgia*	SECN+	L	78-65	5-31	0-1
14 at Auburn*	SEC Network	W	68-58	14-22	1-0
18 Florida*	SEC Network	L	65-51	9-28	0-1
21 at No. 11 Missouri*	SEC Network	L	88-54	11-9	1-1
25 at No. 9/7 South Carolina*	SEC Network	L	90-42	17-17	0-1
29 Kentucky*	SEC Network	L	76-65	13-22	1-1

FEBRUARY (0-0)	MEDIA	W/L	SCORE	SERIES	NEIGHBORS
4 at Alabama*	SEC Network	-	-	21-15	0-1
8 Tennessee*	SECN+	-	-	3-30	First Meeting
11 Missouri*	SEC Network	-	-	11-8	1-0
15 at Kentucky*	SECN+	-	-	13-21	1-0
18 LSU*	SECN+	-	-	16-31	First Meeting
22 Texas A&M*	SECN+	-	-	21-8	1-1
25 at Vanderbilt*	SECN+	-	-	8-24	First Meeting
28 SEC Tournament	SECN/ESPN	-	-		

MARCH (0-0)	MEDIA	W/L	SCORE	SERIES	NEIGHBORS
1-4 SEC Tournament	SECN/ESPN				

\* - Southeastern Conference Game

!-UTEP Thanksgiving Tournament (El Paso, Texas)

^-SEC/Big 12 Challenge

All home games played in Bud Walton Arena (19,200)

## ABOUT THE SERIES

Series Record	21-15
Fayetteville	11-6
Away	9-7
Neutral	1-2
Last 5	4-1
Neighbors versus this opponent	0-1

## An Arkansas Win Would ...

A win would make Arkansas:

- »snap a three-game losing streak
- »even in the series this year
- »give Arkansas its third true road win of the year (ORU, Auburn)

## SEC SCHEDULE

February 4 (Sunday) Arkansas at Alabama Miss at Georgia LSU at Kentucky Auburn at Texas A&M Tennessee at Vanderbilt	February 11 (Sunday) Missouri at Arkansas Texas A&M at LSU Alabama at Ole Miss Kentucky at Miss State Florida at S Carolina Georgia at Tennessee	February 12 (Monday) Vanderbilt at Auburn	February 15 (Thursday) Missouri at Auburn S Carolina at Georgia Arkansas at Kentucky Ole Miss at LSU Alabama at Tennessee Florida at Texas A&M Miss State at Vanderbilt	February 18 (Sunday) Auburn at Alabama LSU at Arkansas Vanderbilt at Florida Texas A&M at Miss State
--	--	--	--	--

Tennessee at Missouri  
Kentucky at S Carolina

February 19 (Monday)  
Georgia at Ole Miss

February 22 (Thursday)  
Georgia at Alabama  
Texas A&M at Arkansas  
Tennessee at Florida  
Kentucky at Ole Miss  
Auburn at Miss State  
Vanderbilt at Missouri  
LSU at S Carolina

February 25 (Sunday)  
Ole Miss at Auburn  
Florida at Georgia  
Miss State at Kentucky  
Alabama at LSU  
S Carolina at Tennessee  
Missouri at Texas A&M  
Arkansas at Vanderbilt



## SEC STANDINGS 1/30/18

	Conference				Overall					
	W-L	Pct.	H	A	W-L	Pct.	H	A	N	Strk
Miss State	8-0	1.000	4-0	4-0	22-0	1.000	12-0	5-0	5-0	W22
Georgia	7-1	.875	3-1	4-0	19-2	.905	11-2	8-0	0-0	W7
S Carolina	7-2	.778	4-1	3-1	18-3	.857	10-1	6-1	2-1	W4
Texas A&M	6-2	.857	3-1	3-1	17-5	.773	11-3	5-1	1-1	W3
Missouri	5-3	.625	2-1	3-2	17-4	.810	8-1	5-2	4-1	L2
Tennessee	5-3	.625	3-1	2-2	17-4	.810	10-1	4-3	3-0	L1
LSU	5-3	.625	3-1	2-2	13-6	.684	7-1	5-4	1-1	W1
Alabama	4-5	.444	2-2	2-3	14-8	.636	10-2	4-4	0-2	L2
Kentucky	3-5	.375	1-3	2-2	11-11	.500	7-5	4-6	0-0	W2
Auburn	2-6	.250	2-2	0-4	11-9	.550	8-2	2-5	1-2	W2
Florida	2-7	.222	1-4	1-3	10-12	.455	6-8	3-3	1-1	L2
Arkansas	2-7	.222	1-3	1-4	11-11	.500	8-3	2-8	1-0	L4
Ole Miss	1-7	.125	1-3	0-4	11-10	.524	9-3	1-6	1-1	L5
Vanderbilt	1-7	.125	1-4	0-3	5-17	.227	3-9	2-6	0-2	L3

## MAKING A RUN ON CAREER NUMBERS

- »Devin Cosper has 751 career points ranking 37th in program history.
- »Devin Cosper has 333 career 3-point field goal attempts ranking 12th in program history.
- »Malica Monk has 709 career points ranking 44th in program history.
- »Devin Cosper has reached her single-season highs for field goals, 3-point field goals, 3-point field goals attempted, offensive and defensive rebounds, total rebounds, blocks and points.
- »Jailyn Mason has reached her single-season bests for 3-point field goals made and attempted, free throws made, blocks and points.
- »Malica Monk has reached her single-season highs for field goals made and attempted, 3-point field goals made and attempted, free throws made and attempted, defensive rebounds, total rebounds, assists and points.
- »Kiara Williams has reached her single-season career-bests for field goals made and attempted, 3-pointers made and attempted, free throws made and attempted, offensive, defensive and total rebounds, assists, blocks, steals and points.
- »Devin Cosper has 45 3-pointers made - 20 better than her single season best. She has scored more points (295) this year than she did all of last season (187 pts/29 g).
- »Cosper scored 104 points in SEC games last year - she has 83 points in games this season.
- »Jailyn Mason has made 34 3-pointers this year. She made 19 in 30 games last year.
- »Malica Monk has scored 352 points in 2017-18. Her single season best was 247 points set in 27 games last year.
- »Malica Monk has made 89 free throws - more makes than the two previous years combined.
- »Sophomore Kiara Williams has scored 169 points this year and averages 7.7 ppg - up from 62 points and 3.1 ppg as a freshman.

## THREEEEEEEEEEE

- »Arkansas has made 165 3-point field goals this year. The Razorbacks are on pace to jump into the program's top-10 for single season makes in the next couple of games.
- »The Razorbacks are averaging 7.5 3-point field goals per game. That number ranks third in the SEC.
- »Arkansas' 7.5 3-point field goals per game has the Razorbacks on pace to set a single-season program record for makes from distance (8 games x 7.5 = 60 | 165 + 60 = 225).
- »The Razorbacks moved into the program's top-10 for 3-point field goals attempted. Arkansas currently has 576 attempts. That ranks second in the

### 3-POINT FIELD GOALS MADE\*

1. 202 (33 games) 2000-01
2. 200 (28 games) 2005-06
3. 200 (32 games) 2008-09
4. 198 (34 games) 1998-99
5. 191 (33 games) 1997-98
6. 177 (30 games) 2013-14
- 177 (30 games) 2016-17
8. 169 (34 games) 2010-11
9. 167 (31 games) 2009-10
- 167 (33 games) 2011-12

\*1985-86 to present

## LEADS AND DEFICITS

Biggest Halftime Lead	17, GSU
Biggest Halftime Lead Lost	-
Biggest Halftime Deficit	38, GSU
Biggest HT Deficit Erased	7, Char.
Biggest Overall Lead	30, Tulsa, 4Q
Biggest Win Margin	26, Tulsa
Biggest Loss Margin	46, ASU
Biggest Deficit Overcome	13, SHSU

## JUMP BALLS

Arkansas	6
Opponents	16

## FIRST POINTS

Williams	11
Mason	6
Monk	3
Cosper	2
Monk	1 (FT)
Zimmerman	1 (FT)

## BENCH POINTS

Arkansas	351
Opponent	440

## DOUBLE FIGURE POINTS

Malica Monk	21
Devin Cosper	16
Jailyn Mason	14
Kiara Williams	8
Raven Northcross-Baker	3
Bailey Zimmerman	2
Taylah Thomas	1
Keiryn Swenson	1

## LEADING SCORER

Monk	10
Cosper	7
Mason	4
Northcross-Baker	2
Williams	2

## DOUBLE FIGURES FIRST HALF

Cosper	4
Monk	4
Williams	2
Mason	2
Northcross-Baker	1
Zimmerman	1

## DOUBLE FIGURES/QUARTER

Monk	5
Cosper	3
Mason	1
Northcross-Baker	1

## 20/30-PLUS POINTS

Monk	7 (21, 22, 24, 22, 20, 21, 23)
Cosper	5 (21, 21, 22, 25, 24)
Northcross-Baker	1 (22)

## DOUBLE FIGURE REBOUNDS

Cosper	7
Williams	6
Thomas	1

## LEADING REBOUNDER

Williams	9
Cosper	7
Thomas	3
Monk	2
Zimmerman	1
Mason	1

## DOUBLE DOUBLES

Devin Cosper	SHSU, ORU, NMSU, Char., Tulsa, OM, AL
Williams	NMSU, GSU, AU
Monk	GSU

## 5+ASSISTS/10+ ASSISTS

Monk	7/1
Mason	4/-
Northcross-Baker	1/-

## FIRST OFF THE BENCH

Thomas	17
Northcross-Baker	11
Swenson	6
Williams	1
Weaver	1

## CHARGES DRAWN

Monk	4
Cosper	2
Stout	2
Northcross-Baker	2
Thomas	1
Swenson	1

## FORCED 10 SECOND VIOLATION

2017-18	TBA
---------	-----

## FORCED SHOT CLOCK VIOLATION

2017-18	8
---------	---

## FORCED INBOUND VIOLATION

2017-18	1
---------	---

## AND 1

Malica Monk	10
Kiara Williams	9
Devin Cosper	6
Bailey Zimmerman	3
Macy Weaver	2
Jailyn Mason	1
Raven Northcross-Baker	1
Keiryn Swenson	1

## AND 1 CONVERSIONS

Monk	8
Cosper	5
Williams	3
Bailey Zimmerman	3
Northcross-Baker	1
Swenson	1
Weaver	1

## BUZZER BEATERS

Mason	1 (ACU)
<a href="http://bit.ly/2BBy8ua">http://bit.ly/2BBy8ua</a>	
Swenson	1 (Kansas)
Mason	1 (MSU)

SEC, 11th in the nation and tied for fifth all-time at Arkansas.

»Four Razorbacks have already set a single-season best for made 3-point field goals. That includes Devin Cospers (45), Jailyn Mason (34), Malica Monk (21), Kiara Williams (1).

»Devin Cospers has 93 career 3-pointers. She is 11 makes away from breaking into the individual career top-10 for made 3-point field goals. Cospers has already moved into the top-15 for 3-point field goal attempts. She has 333 ranking 12th in program history.

»Arkansas has made more or tied its opponent in made 3-point field goals in 14 games this season.

»The Razorbacks have hit double-digit 3-point field goals five times this season with a high of 12 makes against UT-Arlington.

»Arkansas set a school record for made 3-point field goals in a half with nine from distance at Auburn in the first 20 minutes.

### 3-POINT FG ATTEMPTED

1. 658 (32 games)	2008-09
2. 593 (33 games)	2000-01
3. 590 (28 games)	2005-06
4. 580 (33 games)	2011-12
<b>5. 576 (22 games)</b>	<b>2017-18</b>
576 (34 games)	1998-99
7. 570 (33 games)	1997-98
8. 554 (28 games)	2003-04
9. 549 (33 games)	2012-13
10. 546 (31 games)	2009-10

### THREE-POINT GOALS

NAME (CAREER)	YR	GP	3PM
1. Wendi Willits (97-01) *	4	131	316
2. Lyndsay Harris (09-12)	4	123	283
3. Kimberly Wilson (93-97) **	4	120	267
India Lewis (99-03) **	4	128	267
5. Jessica Jackson (14-17)	4	120	198
6. Christy Smith (94-98)	4	111	156
7. Shameka Christon (00-04)	4	123	144
8. Calli Berna (12-15)	4	128	133
9. Rochelle Vaughn (02-06)	4	120	127
10. Amber Nicholas (88-92)	4	117	121
11. Sytia Messer (95-99)	4	128	112
12. Dom. Washington (05-07)	2	59	109
13. Charity Ford (07-10)	4	117	104

\* -- Ranks third in SEC history

\*\* -- Tied for seventh in SEC history

## ABOUT OUR LEADER

»One of two SEC head coaches working at their alma mater (Holly Warlick, Tennessee).

»One of two SEC head coaches in their first season with their team (Cameron Newbauer, Florida).

»One of five SEC head coaches who graduated from a league school (Joni Taylor, Alabama; Mathew Mitchell, Mississippi State; Nikki Fargas, Tennessee; Holly Warlick, Tennessee).

»Is the eighth of nine Arkansas head coaches to win double figure games in their first season.

»Is 8-3 at home and it would be the 25th time a Razorback head coach won double figure home games if the Razorbacks can get two more victories.

»Would coach Arkansas to its 42nd season with a winning record at home (records for 43 seasons).

## SETTING CAREER NUMBERS

»Arkansas has seven returners from last season and all of them have set or tied at least one career-best number this year.

»In the 14 career categories that are tracked on the player pages: Monk has 12 career-bests ... Swenson has three ... Williams has 14 ... Mason has eight ... Stout has one ... Cospers has 12 and Zimmerman has 14.

## MONK CONTINUES TO LEAD

»Fourteen consecutive games in double figure scoring (snapped at Miss State). Scored in double figures in 21-of-22 games including a current streak of seven in a row.

»Ranks **third in the SEC** for field goal attempts (340), **eighth** for field goals made (121), **second** for minutes played (741.0), **10th** for free throw percent (78.1), **11th** for points per game (16.0).

»Eight games with 20+ points with a career-best 24 at Oral Roberts.

»Monk currently has 214 career assists, ranking 22nd all-time in program history.

»At least one 3-pointer in each of the first 10 games with a season-best two 3-pointers four times. A made 3-pointer in 15 games.

Devin Cospers	Communication (undergrad & Masters)
Chelsea Dungee	Rec. & Sport Management
A'Tyanna Gauden	Journalism: Broadcast
Brenna McClure	Social Work
Jailyn Mason	Journalism: News/Editorial
Malica Monk	Rec. & Sport Management
Raven Northcross-Baker	Criminal Justice
Grayce Spangler	Communication
Sydney Stout	Management
Keiryn Swenson	Accounting
Taylah Thomas	Nursing
Macy Weaver	Kinesiology
Kiara Williams	Childhood Development
Bailey Zimmerman	Apparel Merch./Product Dev.



»Thirty-two or more minutes played in 18 games including going 40 minutes on the road at Auburn.

»Seven consecutive games with at least one steal to start the season with a season-best four steals twice (SHSU, NMSU). Sixteen games with a steal.

»Has been perfect from the free throw line in 10 games (Samford (7-7), Nebraska (3-3), UTEP (3-3), Kansas (4-4), Tulsa (4-4), UTA (12-12), ASU (2-2), AU (4-4), FL (4-4) and KY (6-6).

»Double-figure scoring in a single quarter five times (10 | 3Q | Nebraska || 13 | 4Q | ORU) || 10 | 4Q | Kansas || 11 | 4Q | Alabama || 11 | 1Q | Florida).

»Has 21 3-point field goals made this year. She had nine 3-pointers in her freshman and sophomore years combined.

## COSPER POSTING BIG NUMBERS

»Ten consecutive games in double figure scoring. The streak was snapped versus UTA. Fifteen games in double figures.

»One of six active SEC players with 7+ season double-doubles.

»Ranks **fourth in the SEC** with 2.25 made 3-pointers per game and 45 made 3-pointers.

»**First in the SEC** in 3-point field goals attempted (154).

»SEC rankings include **sixth** for double-doubles (6), and **seventh** in field goal attempts (290).

»Five games with 20+ points this season.

»Seven career double-doubles all set this season (SHSU, Oral Roberts, NMSU, Charlotte, Tulsa, Ole Miss, Alabama).

»Nineteen consecutive games (last four games of 2016-17) with at least one 3-pointer. (snapped vs Alabama).

»Double-figure scoring in a single quarter three times this year (10 | 1Q | Nebraska || 12 | 1Q | ORU || 11 | 4Q | UTEP).

»Has scored 295 points this year - more than all of last season (187).

## JAILYN MASON QUIETLY SHINNING

»Overshadowed by the gaudy numbers tallied by Devin Cospers and Malica Monk, sophomore Jailyn Mason is also putting together a solid season.

»She has 14 games in double figure scoring including a streak of five in a row twice this year. She is currently on an eight-game streak.

»She has four games with 5+ assists.

»Has played multiple positions on the floor.

»While Malica Monk is the spark plug that gets the team going, Jailyn Mason is the captain who takes control and steers the ship.

»Made more 3-pointers through 22 games (34) than all of last year (19).

## KIARA WILLIAMS STEPPING UP

»First career double-double with 11 points and 11 rebounds versus New Mexico State. Second one against GSU with 12 points and 16 boards and third at Auburn with 15 points and 14 rebounds.

**AP TOP 25 (1/29/2018)**

RK	TEAM	RECORD	PTS
1	Connecticut (32)	20-0	800
2	Mississippi State	22-0	764
3	Baylor	19-1	732
4	Louisville	22-1	700
5	Notre Dame	20-2	684
6	Oregon	20-3	613
7	South Carolina	18-3	606
8	Texas	16-4	561
9	UCLA	17-4	522
10	Florida State	18-3	501
11	Maryland	18-3	498
12	Tennessee	17-4	418
13	Michigan	19-4	371
14	Texas A&M	17-5	360
15	Missouri	17-4	342
16	Oregon State	16-5	314
17	Georgia	19-2	308
18	Ohio State	17-5	289
19	Duke	17-5	245
20	Green Bay	19-2	176
21	West Virginia	17-5	159
22	TCU	15-5	103
23	Oklahoma State	15-5	99
24	Stanford	14-8	74
25	California	15-6	33

Others receiving votes: Arizona State 27, NC State 16, Belmont 16, Nebraska 14, South Florida 14, Virginia 7, Iowa 7, LSU 6, Marquette 5, Gonzaga 5, Mercer 3, Florida Gulf Coast 3, Syracuse 1, Minnesota 1, Western Kentucky 1, Dayton 1, Duquesne 1

**USA TODAY TOP 25 COACHES POLL - 1/30/2018**

Rank	School	RECORD	PTS
1	Connecticut (32)	20-0	800
2	Mississippi State	22-0	765
3	Baylor	19-1	729
4	Louisville	22-1	694
5	Notre Dame	20-2	677
6	South Carolina	18-3	619
7	Oregon	20-3	604
8	Texas	16-4	578
9	UCLA	17-4	530
10	Maryland	18-3	505
11	Florida State	18-3	491
12	Texas A&M	17-5	385
13	Tennessee	17-4	384
14	Michigan	19-4	371
15	Missouri	17-4	356
16	Oregon State	16-5	302
17	Ohio State	17-5	300
18	Georgia	19-2	290
19	Duke	17-5	251
20	Green Bay	19-2	190
21	West Virginia	17-5	169
22	TCU	15-5	97
23	South Florida	16-5	81
24	Oklahoma State	15-5	54
25	Florida Gulf Coast	20-3	40

Others receiving votes: NC State 24, Stanford 21, Syracuse 14, Virginia 14, DePaul 14, Iowa 9, Mercer 7, Miami 6, Buffalo 6, Marquette 6, Arizona State 5, Nebraska 4, Rutgers 4, Central Michigan 3, Ball State 1

»Six career games (all this season) with 10+ rebounds.

»Posted a career-best 16 rebounds at Kansas, tying it versus GSU.

»Tallied a then career-best 12 points in a win over ACU and was in double figures in the first half for the first time in her career.

»Eight games in double figure scoring including a career-best 15 points at Auburn.

**TAKING CARE OF THE BALL**

»Arkansas has forced its opponents to turnover the ball more times than they have in 14 games and tied the opponent in TO's once (NMSU).

»Arkansas has forced double digit turnovers in 19 games while committing single digit miscues in seven games.

»Arkansas has collected double digit steals in seven games.

»Arkansas **is third in the SEC** and ranks **37th in the country** for fewest turnovers with just 274 this year.

»Arkansas **ranks third the SEC** and is **20th in the country** with just 12.5 turnovers per game.

**RALLY RAZORBACKS**

»The Razorbacks have had to come from behind to win in four games this year.

»Arkansas trailed by 13 points in the second quarter against SHSU and rallied for the 11-point win at home.

»Arkansas trailed at Oral Roberts by six points in the first quarter and came back to win by 11 points on the road.

»The Razorbacks trailed by seven points against New Mexico State on a neutral court and rallied late to win by nine.

»Arkansas trailed Charlotte, 37-30, at the half and the teams were tied at the end of the third quarter before the Razorbacks escaped with a one-point win.

**HOW CLOSE ARE THOSE LOSSES?**

»Arkansas trailed Nebraska by three, 72-69, with 2:36 remaining in the game. Nebraska finished with a 7-0 run to win the game.

»After going 0-for-15 in the first quarter at UTEP, the Razorbacks rallied. Arkansas trailed the Miners by one, 62-61, with :38 seconds remaining in the game. UTEP hit a jumper with :08 seconds to seal the win.

»Arkansas trimmed the Kansas lead to four points, 57-53, at the 5:44 mark of the fourth quarter and trailed by two possessions, 66-60, with :39 seconds to go.

»Arkansas had a five-point lead, 55-50, over Alabama at the start of the fourth quarter. The Tide posted 33 points in the frame including going 20-25 from the free throw line to get the win.

»Arkansas cut the Gator lead to single digits in the fourth quarter. The slow start was too much to overcome for the Razorbacks.

**SHARING THE BALL**

Twelve of 13 Razorbacks have scored in games this year. All have played and all have attempted a shot. Six of 12 players have recorded double figure points for the season.

**BLOCKING WELL**

»Kiara Williams leads the team with 23 blocked shots through 22 games. Williams had only five blocks for the entire season a year ago. The sophomore record is 58 set by Sarah Watkins in 2010-11. Williams ranks **tied for 11th in the SEC** with 1.0 bpg.

»As a team, Arkansas **ranks tied for sixth in the SEC** with 3.9 bpg.

**DID YOU KNOW**

That Arkansas head coach Mike Neighbors was cut from the Razorback baseball team? He walked on and legendary head coach Norm DiBryan nudged him in the coaching direction saying "You always seem to be in the right place but you don't always make the play."

**THE SCHEDULE**

Arkansas' non-conference schedule features four teams who went to the post season a year ago. Arizona State played in the first round of the NCAA Tournament while Abilene Christian, UT-Arlington and Grambling were all WNIT teams a year ago. UTA was eliminated in the first round while Abilene Christian and Grambling both reached round two.



The always-tough SEC schedule features eight NCAA Tournament teams including the NCAA Champion South Carolina and the runner up, Mississippi State. Auburn and LSU were eliminated in the first round while Kentucky, Missouri, Tennessee and Texas A&M all bowed out in round two. In addition, Alabama and Ole Miss advanced to the WNIT Tournament. That means Arkansas faces 14 teams who played in the postseason a year ago.

According to the NCAA ([http://stats.ncaa.org/rankings/ranking\\_summary](http://stats.ncaa.org/rankings/ranking_summary)) Arkansas has the 36st toughest schedule in the country.

### **DOUBLE FIGURES IN A QUARTER**

---

Cosper

1Q, 10, at Nebraska

12, 1Q, at ORU

11, 4Q, at UTEP

Monk

10, 3Q, at Nebraska

13, 4Q, at ORU

10, 4Q, at Kansas

11, 4Q, Alabama

11, 1Q, Florida

Mason

11, 3Q, UTA

Northcross-Baker

12, 4Q, UTA

### **AGAINST THE POLL**

---

This week's (Jan. 29) Associated Press poll features six SEC teams. Arkansas' schedule is headlined by No. 2 Mississippi State, followed by No. 7 South Carolina, No. 12 Tennessee, No. 14 Texas A&M, No. 15 Missouri, and No. 17 Georgia. Arizona State, Nebraska and LSU are getting votes.

This week's USA Today Coaches Poll has Mississippi State at No. 2, followed by No. 7 South Carolina, No. 10 Tennessee, No. 11 Missouri, No. 15 Texas A&M and No. 20 Georgia. Arizona State, Nebraska and LSU are getting votes.

### **HOME SWEET HOME**

---

» Arkansas has had just one losing home season in 41 years (prior to 2017-18)

» Arkansas is 422-142 (8-3 in '17-18) in home games including a 263-107 record in Bud Walton Arena. Arkansas was 159-35 in Barnhill Arena.

### **WHAT'S MY NUMBER**

---

Transfer Chelsea Dungee has a unique background to her jersey number selection. Here is the story in her own words:

*I have always played in #22. Every competitive team and school ball team I have always worn #22. #22 was the number my mom played basketball in throughout her high school career. So, I wore #22.*

*A year ago I changed my jersey number to #33. My cousin (more like brother), Reuben, suffered a traumatic brain injury while playing in a high school football game last season and he wore jersey #33. I play in jersey #33 for Reuben. Playing with #33 on back is a reminder that 'Reub' has my back, and I have his.*

QUARTER BY QUARTER SCORING

Date	Opponent	W/L	1st	2nd	1st Half	3rd	4th	2nd Half	OT	Total
Nov. 2	NE State (exh)	W, 82-74	20	15	35	18	29	47	-	82*
Nov. 10	SHSU	W, 65-54	5	18	23	23	19	41	-	65
Nov. 12	Samford	W, 84-63	27	15	42	16	26	42	-	84
Nov. 16	Nebraska	L, 80-69	19	11	30	22	17	49	-	69
Nov. 20	ORU	W, 77-66	25	15	40	16	21	37	-	77
Nov. 24	UTEP	L, 64-61	3	17	20	16	25	41	-	61
Nov. 25	New Mexico State	W, 69-60	11	12	23	24	22	46	-	69
Nov. 29	Abilene Christian	W, 79-65	20	14	34	20	25	45	-	79
Dec. 3	Kansas	L, 71-60	12	10	22	21	17	38	-	60
Dec. 7	UNC-C	W, 73-72	13	16	30	19	24	43	-	73
Dec. 10	Tulsa	W, 67-41	21	14	35	13	19	32	-	67
Dec. 17	UTA	W, 91-57	14	23	37	26	28	54	-	91
Dec. 21	Arizona State	L, 89-43	8	6	14	11	18	29	-	43
Dec. 28	Grambling State	W, 79-62	15	25	40	25	14	39	-	79

NonConf Totals		193	196	390	252	270	583	-	917
NonConf Averages		13.8	15.01	30	19.4	20.8	44.8	-	70.5
NonConf Highs		25	25	42	26	28	54	-	91
NonConf Lows		3	6	14	11	17	29	-	43

\*Not included in averages

Dec. 31	Ole Miss	W, 73-72	19	18	37	25	11	36	-	73
Jan. 4	Mississippi State	L, 111-69	20	19	39	18	12	30	-	69
Jan. 7	Alabama	L, 83-76	13	16	29	26	21	47	-	76
Jan. 11	Georgia	L, 78-65	7	18	25	24	16	40	-	65
Jan. 14	Auburn	W, 68-58	16	25	41	15	12	27	-	68
Jan. 18	Florida	L, 65-51	13	15	28	7	16	23	-	51
Jan. 21	No. 11 Missouri	L, 88-54	16	13	29	19	6	25	-	54
Jan. 25	No. 9 South Carolina	L, 90-42	6	6	12	20	10	30	-	42
Jan. 29	Kentucky	L, 76-65	14	12	26	15	24	39	-	65
Feb. 4	Alabama									
Feb. 8	Tennessee									
Feb. 11	Missouri									
Feb. 15	Kentucky									
Feb. 18	LSU									
Feb. 22	Texas A&M									
Feb. 25	Vanderbilt									

SEC Totals		124	142	266	169	128	297	-	563
SEC Averages		13.77	15.78	29.56	18.78	14.22	33.11	-	62.56
SEC Highs		20	25	41	26	21	47	-	76
SEC Lows		6	6	12	7	6	23	-	42

Season Totals		306	338	646	421	398	880	-	1480
Season Averages		13.9	15.4	29.4	19.1	18.1	40.0	-	67.3
Season Highs		25	25 (2x)	42	26	28	54	-	91
Season Lows		3	6 (2x)	12	7	6	23	-	42

BY STARTERS

Date	Opponent									
Nov. 2	NE State (exh) - W	Monk	Williams		Mason		Cosper		Zimmerman	
Nov. 10	SHSU - W	Monk	Williams		Mason		Cosper		Zimmerman	
Nov. 12	Samford - W	Monk	Williams		Mason		Cosper		Zimmerman	
Nov. 16	Nebraska - L	Monk	Williams		Mason		Cosper		Zimmerman	
Nov. 20	ORU - W	Monk	Williams		Mason		Cosper		Zimmerman	
Nov. 25	UTEP - W	Monk	Williams		Mason		Cosper		Zimmerman	
Nov. 26	New Mexico State - W	Monk	Williams		Mason		Cosper		Zimmerman	
Nov. 29	Abilene Christian - W	Monk	Williams		Mason		Cosper		Zimmerman	
Dec. 3	Kansas - L	Monk	Williams		Mason		Cosper		Zimmerman	
Dec. 7	UNC-C - W	Monk	Williams		Mason		Cosper		Zimmerman	
Dec. 10	Tulsa - W	Monk	Williams		Mason		Cosper		Zimmerman	
Dec. 17	UTA - W	Monk	Thomas		Mason		Cosper		Zimmerman	
Dec. 21	Arizona State - L	Monk	Williams		Mason		Cosper		Zimmerman	
Dec. 28	Grambling - W	Monk	Williams		Mason		Cosper		Zimmerman	
Dec. 31	Ole Miss - W	Monk	Williams		Mason		Cosper		Zimmerman	
Jan. 4	Mississippi State - L	Monk	Williams		Mason		Cosper		Zimmerman	
Jan. 7	Alabama - L	Monk	Williams		Mason		Cosper		Zimmerman	
Jan. 11	Georgia - L	Monk	Williams		Mason		Cosper		Zimmerman	
Jan. 14	Auburn - W	Monk	Williams		Mason		Cosper		Zimmerman	
Jan. 18	Florida - L	Monk	Williams		Mason		Northcross-Baker		Zimmerman	
Jan. 21	No. 11 Missouri - L	Monk	Williams		Mason		Thomas		Zimmerman	
Jan. 25	No. 9 South Carolina - L	Monk	Williams		Mason		Cosper		Zimmerman	
Jan. 29	Kentucky - L	Monk	Williams		Mason		Cosper		Zimmerman	
Feb. 4	Alabama									
Feb. 8	Tennessee									
Feb. 11	Missouri									
Feb. 15	Kentucky									
Feb. 18	LSU									
Feb. 22	Texas A&M									
Feb. 25	Vanderbilt									

MISCELLANEOUS STATISTICS

Double-Figure Scoring Games

Player	15-16	16-17	17-18	Career
M. Monk	3	13	21	37
K. Swenson		11	1	12
J. Mason		10	14	24
D. Cosper	15	8	16	38
B. Zimmerman		2	2	4
T. Thomas	-	-	1	1
K. Williams	-	-	8	8
R. Northcross-Baker	-	-	3	3
TOTAL	18	44	65	127

20-Point Scoring Games

Player	15-16	16-17	17-18	Career
K. Swenson		1		1
D. Cosper	1	-	5	6
M. Monk	-	-	8	8
R. Northcross-Baker			1	1
TOTAL	1	1	12	14

Double-Figure Rebounding Games

Player	15-16	16-17	17-18	Career
D. Cosper	-	-	7	7
T. Thomas	-	-	1	1
K. Williams	-	-	6	6
TOTAL	x	x	14	14

Double-Doubles

Player	15-16	16-17	17-18	Career
J. Mason (pts/ast)	-	2		2
D. Cosper (pts/reb)	-	-	7	7
K. Williams (pts/reb)	-	-	3	3
M. Monk (pts/ast)	-	-	1	1
TOTAL	-	2	11	13

5+ Steals

Player	15-16	16-17	17-18	Career
M. Monk	-	2	-	2
TOTAL	x	2	-	2

5+ Blocks

Player	15-16	16-17	17-18	Career
TBA	-			
TOTAL	-	x	x	x

5+ Assists

Player	15-16	16-17	17-18	Career
M. Monk	3	4	7	14
J. Mason		6	4	10
D. Cosper		2		2
TOTAL	3	12	11	26



**@RazorbackWBB STATISTICS**  
**Arkansas Combined Team Statistics (as of Jan 29, 2018)**  
**All games**



RECORD:	OVERALL	HOME	AWAY	NEUTRAL
ALL GAMES	11-11	8-3	2-8	1-0
CONFERENCE	2-7	1-3	1-4	0-0
NON-CONFERENCE	9-4	7-0	1-4	1-0

##	Player	gp-gs	min	avg	Total		3-Point		F-Throw		Rebounds				pf	dq	a	to	blk	stl	pts	avg
					fg-fga	fg%	3fg-fga	3fg%	ft-fga	ft%	off	def	tot	avg								
03	MONK, Malica	22-22	741	33.7	121-340	.356	21-77	.273	89-114	.781	19	63	82	3.7	53	1	84	51	5	34	352	16.0
21	COSPER, Devin	20-20	621	31.1	105-290	.362	45-154	.292	40-54	.741	17	112	129	6.5	50	1	30	48	10	26	295	14.8
14	MASON, Jailyn	22-22	708	32.2	95-235	.404	34-89	.382	8-11	.727	11	77	88	4.0	40	1	61	46	12	29	232	10.5
10	WILLIAMS, Kiara	22-21	428	19.5	70-139	.504	1-2	.500	28-54	.519	69	94	163	7.4	50	1	6	19	23	23	169	7.7
01	NORTHCROSS-BAKE	22-1	452	20.5	46-147	.313	27-97	.278	21-31	.677	24	41	65	3.0	32	0	32	23	4	12	140	6.4
04	SWENSON, Keiryn	22-0	349	15.9	37-107	.346	24-77	.312	10-16	.625	17	38	55	2.5	24	0	8	21	9	5	108	4.9
24	THOMAS, Taylah	22-2	382	17.4	29-69	.420	3-10	.300	20-30	.667	40	65	105	4.8	45	1	5	19	5	6	81	3.7
22	ZIMMERMAN, Bailey	22-22	500	22.7	23-101	.228	9-60	.150	20-33	.606	34	36	70	3.2	41	1	26	31	9	10	75	3.4
30	WEAVER, Macy	16-0	101	6.3	5-13	.385	0-0	.000	5-12	.417	12	11	23	1.4	23	0	1	5	9	1	15	0.9
13	SPANGLER, Grayce	13-0	50	3.8	2-14	.143	0-6	.000	3-6	.500	1	4	5	0.4	10	0	0	5	0	1	7	0.5
20	STOUT, Sydney	12-0	60	5.0	1-7	.143	1-4	.250	3-6	.500	3	5	8	0.7	3	0	2	2	0	2	6	0.5
12	MCCLURE, Brenna	3-0	8	2.7	0-3	.000	0-0	.000	0-0	.000	0	0	0	0.0	1	0	0	1	0	0	0	0.0
Team											50	43	93		3		3					
Total.....		22	4400		534-1465	.365	165-576	.286	247-367	.673	297	589	886	40.3	375	6	255	274	86	149	1480	67.3
Opponents.....		22	4400		573-1419	.404	141-436	.323	278-384	.724	292	668	960	43.6	364	2	323	314	87	142	1565	71.1

TEAM STATISTICS	AR	OPP	Date	Opponent	Score	Att.
SCORING	1480	1565	11/10/17	SHSU	w 65-54	4719
Points per game	67.3	71.1	11/12/17	SAMFORD	w 84-63	1739
Scoring margin	-3.9	-	11/16/17	at Nebraska	L 69-80	3459
FIELD GOALS-ATT	534-1465	573-1419	11/20/17	at Oral Roberts	w 77-66	2503
Field goal pct	.365	.404	11/24/17	at UTEP	L 61-64	633
3 POINT FG-ATT	165-576	141-436	11/25/17	vs NM State	w 69-60	250
3-point FG pct	.286	.323	11/29/17	ACU	w 79-65	1132
3-pt FG made per game	7.5	6.4	12/03/17	at Kansas	L 60-71	1795
FREE THROWS-ATT	247-367	278-384	12/07/17	CHARLOTTE	w 73-72	1169
Free throw pct	.673	.724	12/10/17	TULSA	w 67-41	1821
F-Throws made per game	11.2	12.6	12/17/17	UT-ARLINGTON	w 91-57	1481
REBOUNDS	886	960	12/21/17	at Arizona State	L 43-89	1988
Rebounds per game	40.3	43.6	12/28/17	GRAMBLING	w 79-62	1388
Rebounding margin	-3.4	-	* 12/31/17	OLE MISS	w 73-72	1701
ASSISTS	255	323	* 01/04/18	at #5/3 Mississippi State	L 69-111	5398
Assists per game	11.6	14.7	* 01/07/18	ALABAMA	L 76-83	2001
TURNOVERS	274	314	* 1/11/18	at Georgia	L 65-78	2229
Turnovers per game	12.5	14.3	* 01/14/18	at Auburn	w 68-58	2210
Turnover margin	+1.8	-	* 01/18/18	FLORIDA	L 51-65	1288
Assist/turnover ratio	0.9	1.0	* 01/21/18	at No. 11 Mizzou	L 54-88	5219
STEALS	149	142	* 01/25/18	at #9/7 South Carolina	L 42-90	12844
Steals per game	6.8	6.5	* 01/29/18	KENTUCKY	L 65-76	1313
BLOCKS	86	87				
Blocks per game	3.9	4.0				
ATTENDANCE	19752	38528				
Home games-Avg/Game	11-1796	10-3828				
Neutral site-Avg/Game	-	1-250				

\* - Conference game

Score by Periods	1st	2nd	3rd	4th	Totals
Arkansas	318	338	421	403	1480
Opponents	385	364	407	409	1565





**@RazorbackWBB STATISTICS**  
**Arkansas Combined Team Statistics (as of Jan 29, 2018)**  
**Conference games only**



<b>RECORD:</b>	<b>OVERALL</b>	<b>HOME</b>	<b>AWAY</b>	<b>NEUTRAL</b>
ALL GAMES	2-7	1-3	1-4	0-0
CONFERENCE	2-7	1-3	1-4	0-0
NON-CONFERENCE	0-0	0-0	0-0	0-0

##	Player	gp-gs	min	avg	Total		3-Point		F-Throw		Rebounds				pf	dq	a	to	blk	stl	pts	avg
					fg-fga	fg%	3fg-fga	3fg%	ft-fa	ft%	off	def	tot	avg								
03	MONK, Malica	9-9	308	34.2	44-147	.299	8-31	.258	32-46	.696	9	25	34	3.8	26	0	27	20	3	7	128	14.2
14	MASON, Jailyn	9-9	316	35.1	45-104	.433	16-37	.432	6-6	1.000	6	26	32	3.6	19	0	20	23	5	10	112	12.4
21	COSPER, Devin	7-7	207	29.6	29-79	.367	8-35	.229	17-21	.810	5	40	45	6.4	18	1	13	19	2	8	83	11.9
10	WILLIAMS, Kiara	9-9	168	18.7	30-58	.517	1-2	.500	8-13	.615	21	36	57	6.3	21	1	2	7	7	6	69	7.7
01	NORTHCROSS-BAKE	9-1	199	22.1	16-62	.258	9-38	.237	6-8	.750	9	18	27	3.0	12	0	12	9	3	4	47	5.2
22	ZIMMERMAN, Bailey	9-9	205	22.8	12-43	.279	8-32	.250	10-17	.588	18	14	32	3.6	21	1	14	18	2	5	42	4.7
04	SWENSON, Keiryn	9-0	131	14.6	13-42	.310	7-30	.233	4-6	.667	7	12	19	2.1	9	0	2	8	4	1	37	4.1
24	THOMAS,Taylah	9-1	176	19.6	14-33	.424	1-4	.250	3-4	.750	15	23	38	4.2	21	0	3	10	1	1	32	3.6
30	WEAVER, Macy	6-0	41	6.8	3-7	.429	0-0	.000	3-7	.429	5	2	7	1.2	10	0	0	3	2	0	9	1.5
13	SPANGLER, Grayce	4-0	17	4.3	2-6	.333	0-2	.000	0-1	.000	1	0	1	0.3	5	0	0	3	0	1	4	1.0
12	MCCLURE, Brenna	3-0	8	2.7	0-3	.000	0-0	.000	0-0	.000	0	0	0	0.0	1	0	0	1	0	0	0	0.0
20	STOUT, Sydney	4-0	24	6.0	0-1	.000	0-1	.000	0-0	.000	0	1	1	0.3	2	0	1	1	0	2	0	0.0
Team											21	17	38		2		2					
Total.....		9	1800		208-585	.356	58-212	.274	89-129	.690	117	214	331	36.8	167	3	94	124	29	45	563	62.6
Opponents.....		9	1800		254-580	.438	62-173	.358	151-197	.766	126	268	394	43.8	132	1	144	112	44	66	721	80.1

TEAM STATISTICS	AR	OPP
SCORING	563	721
Points per game	62.6	80.1
Scoring margin	-17.6	-
FIELD GOALS-ATT	208-585	254-580
Field goal pct	.356	.438
3 POINT FG-ATT	58-212	62-173
3-point FG pct	.274	.358
3-pt FG made per game	6.4	6.9
FREE THROWS-ATT	89-129	151-197
Free throw pct	.690	.766
F-Throws made per game	9.9	16.8
REBOUNDS	331	394
Rebounds per game	36.8	43.8
Rebounding margin	-7.0	-
ASSISTS	94	144
Assists per game	10.4	16.0
TURNOVERS	124	112
Turnovers per game	13.8	12.4
Turnover margin	-1.3	-
Assist/turnover ratio	0.8	1.3
STEALS	45	66
Steals per game	5.0	7.3
BLOCKS	29	44
Blocks per game	3.2	4.9
ATTENDANCE	6303	27900
Home games-Avg/Game	4-1576	5-5580
Neutral site-Avg/Game	-	0-0

Date	Opponent		Score	Att.
* 12/31/17	OLE MISS	W	73-72	1701
* 01/04/18	at #5/3 Mississippi State	L	69-111	5398
* 01/07/18	ALABAMA	L	76-83	2001
* 1/11/18	at Georgia	L	65-78	2229
* 01/14/18	at Auburn	W	68-58	2210
* 01/18/18	FLORIDA	L	51-65	1288
* 01/21/18	at No. 11 Mizzou	L	54-88	5219
* 01/25/18	at #9/7 South Carolina	L	42-90	12844
* 01/29/18	KENTUCKY	L	65-76	1313

\* - Conference game

Score by Periods	1st	2nd	3rd	4th	Totals
Arkansas	124	142	169	128	563
Opponents	168	166	200	187	721

# MORE NUMBERS

## MISCELLANEOUS

Opponent	T/O	2ndCh	Paint	FastB	Bench	Ties	Leads	WL	Score	Leads overcome
SHSU	15	5	28	14	13	1	1	W	65-54	trailed by 13/20-07:26
Samford	18	5	30	3	23	0	0	W	84-63	
Nebraska	12	14	32	10	11	3	1	L	69-80	lost 2 4th-0:6:21
ORU	15	6	32	18	16	1	1	W	77-66	trailed by 6 1st-04:58
UTEP	22	18	18	14	16	0	0	L	61-64	
NM State	17	16	34	13	15	2	4	W	69-60	trailed by 7 1st-01:06
ACU	28	9	20	0	25	0	1	W	79-65	trailed by 1 1st-09:21
Kansas	10	8	28	6	6	1	1	L	60-71	lost 2 1st-08:40
Charlotte	15	17	32	8	6	1	8	W	73-72	trailed by 9 3rd-9:40
Tulsa	7	13	30	6	12	0	1	W	67-41	trailed by 2 1st-09:14
UTA	23	13	26	17	42	3	2	W	91-57	trailed by 6 1st-4:54
Arizona St.	3	8	22	6	12	0	0	L	43-89	lost 2 1st-09:43
Grambling	18	11	22	3	33	0	0	W	79-62	
Ole Miss	13	10	26	10	23	0	1	W	73-72	trailed by 1 2nd-04:33
#5/3 MSU	3	4	20	11	16	1	1	L	69-111	lost 5 1st-08:28
Alabama	7	7	26	6	13	3	3	L	76-83	lost 7 3rd-02:23
Georgia	11	8	22	8	13	0	0	L	65-78	
Auburn	15	22	27	4	11	0	1	W	68-58	trailed by 2 1st-09:37
Florida	15	9	18	9	9	0	0	L	51-65	
No. 11 Mizzou	7	6	16	2	11	0	0	L	54-88	
#9/7 S Car	9	9	28	9	15	0	0	L	42-90	
Kentucky	17	9	20	2	10	1	1	L	65-76	lost 5 1st-06:09
Totals	300	227	557	179	351	17	27			
Ave/Game	13.6	10.3	25.3	8.1	16.0	0.8	1.2			
Opponent	315	245	740	120	440	20	26			
Ave/Game	14.3	11.1	33.6	5.5	20.0	0.9	1.2			

## SPECIALTY STATS

Opponent	Paint	OFF TO	2ND CHANCE	FAST BREAK	BENCH
SHSU	28	15	5	14	13
Samford	30	18	5	3	23
Nebraska	32	12	14	10	11
ORU	32	15	6	18	16
UTEP	18	22	18	14	16
NMSU	34	17	16	13	15
Ab. Christian	20	28	9	0	25
Kansas	28	10	8	6	6
Charlotte	32	15	17	8	6
Tulsa	30	7	13	6	12
UTA	26	23	13	17	42
Arizona State	22	3	8	6	12
Grambling State	22	18	11	3	33
Ole Miss	26	13	10	10	23
Miss State	20	3	4	11	16
Alabama	26	7	7	6	13
Georgia	22	11	8	8	13
Auburn	27	15	22	4	11
Florida	18	15	9	9	9
No. 11 Missouri	16	7	6	2	11
No. 9 S. Carolina	28	9	9	9	15
Kentucky	20	17	9	2	10

Alabama

Tennessee

Missouri

Kentucky

LSU

Texas A&M

Vanderbilt

## GAME BY GAME LEADERS

Date	Opponent	Points	Rebounds	Assists	Steals	Blocks
Nov. 10	SHSU	Monk (18)	Cosper (10)	2 Players (4)	Monk (4)	Mason (3)
Nov. 12	Samford	Monk (21)	2 Players (9)	2 Players (6)	3 Players (3)	Williams (4)
Nov. 16	Nebraska	Monk (22)	2 Players (11)	Monk (6)	Mason (4)	4 Players (2)
Nov. 20	ORU	Monk (24)	Cosper (10)	Monk (4)	Cosper (2)	2 Players (1)
Nov. 24	UTEP	Cosper (22)	Cosper (5)	Monk (5)	Cosper (4)	Weaver (4)
Nov. 25	NMSU	Monk (22)	2 Players (11)	Cosper (4)	Monk (4)	2 Players (1)
No. 29	A. Christian	2 Players (15)	Williams (8)	Mason (8)	Williams (3)	2 Players (1)
Dec. 3	Kansas	Monk (22)	Williams (16)	Monk (5)	Mason (2)	Williams (2)
Dec. 7	Charlotte	Cosper (25)	Cosper (14)	Mason (4)	Williams (4)	Williams (3)
No. 10	Tulsa	Monk (14)	Cosper (11)	Mason (6)	2 Players (1)	2 Players (2)
No. 17	UTA	RNB (22)	Williams (8)	Mason (7)	2 Players (3)	2 Players (1)
Dec. 21	Az State	Monk (12)	3 Players (4)	Monk (2)	Monk (1)	4 Players (1)
Dec. 28	Grambling	Cosper (16)	Williams (16)	Monk (10)	Monk (3)	Monk (1)
Dec. 31	Ole Miss	Cosper (18)	Cosper (11)	2 Players (4)	Cosper (4)	Williams (4)
Jan. 4	Miss State	Mason (15)	Cosper (7)	2 Players (4)	Monk (2)	3 Players (1)
Jan. 7	Alabama	Cosper (24)	Cosper (13)	Cosper (4)	Mason (3)	Mason (2)
Jan. 11	Georgia	Monk (16)	Thomas (8)	3 Players (2)	Mason (5)	Monk (1)
Jan. 14	Auburn	2 Players (15)	Williams (14)	Mason (5)	4 Players (1)	Zimmerman (1)
Jan. 18	Florida	Monk (23)	Monk (8)	Monk (4)	3 Players (1)	3 Players (1)
Jan. 21	No. 11 MU	2 Players (14)	Williams (7)	4 Players (2)	2 Players (1)	Weaver (1)
Jan. 25	No. 9 S Car	Mason (12)	Thomas (6)	Cosper (2)	Stout (2)	3 Players (1)
Jan. 29	Kentucky	Cosper (17)	Williams (7)	Monk (6)	Zimmerman (2)	3 Players (1)
Feb. 4	Alabama					
Feb. 8	Tennessee					
Feb. 11	Missouri					
Feb. 15	Kentucky					
Feb. 18	LSU					
Feb. 22	Texas A&M					
Feb. 25	Vanderbilt					

# COMPARISON



## @RazorbackWBB STATISTICS Arkansas Team Game-by-Game Comparison (as of Jan 29, 2018) All games



Opponent	1st	2nd	Score	Mar	Total FG	FG Pct	3-Pointers	3FG Pct	Free Throws	FT Pct	Rebounds	Assist	T/Over	Block	Steal	Fouls
SHSU	23/28	42/26	65-54	+11	25-67/20-63	.373/.317	9-33/7-27	.273/.259	6-11/7-11	.545/.636	39/51 (12)	15/10	9/15	7/5	8/3	12/14
SAMFORD	42/33	42/30	84-63	+21	29-59/23-59	.492/.390	10-27/6-22	.370/.273	16-22/11-14	.727/.786	35/34 +1	17/17	6/13	4/1	7/3	15/23
Nebraska	30/41	39/39	69-80	(11)	27-77/28-72	.351/.389	8-32/7-21	.250/.333	7-10/17-25	.700/.680	45/55 (10)	10/17	15/16	8/6	12/7	23/12
Oral Roberts	40/36	37/30	77-66	+11	29-70/22-58	.414/.379	6-23/7-22	.261/.318	13-18/15-19	.722/.789	41/41 -	8/12	4/14	2/0	5/2	18/20
UTEP	20/38	41/26	61-64	(3)	21-70/27-53	.300/.509	11-41/5-13	.268/.385	8-14/5-7	.571/.714	27/51 (24)	13/19	4/23	4/0	14/1	15/13
NM State	23/25	46/35	69-60	+9	25-70/23-67	.357/.343	6-26/4-18	.231/.222	13-24/10-14	.542/.714	55/41 +14	10/9	18/18	3/2	12/10	15/21
ACU	34/24	45/41	79-65	+14	25-68/24-69	.368/.348	10-25/11-34	.400/.324	19-27/6-11	.704/.545	44/43 +1	13/17	12/20	4/6	13/8	13/21
Kansas	22/30	38/41	60-71	(11)	22-69/25-62	.319/.403	5-27/3-15	.185/.200	11-15/18-25	.733/.720	40/50 (10)	7/9	13/15	6/5	3/8	24/17
CHARLOTTE	30/37	43/35	73-72	+1	26-75/27-74	.347/.365	9-31/5-13	.290/.385	12-24/13-20	.500/.650	45/58 (13)	11/15	10/17	5/3	10/7	19/20
TULSA	35/24	32/17	67-41	+26	25-67/16-69	.373/.232	6-29/2-16	.207/.125	11-19/7-10	.579/.700	61/39 +22	13/5	9/7	7/3	2/4	10/16
UT-ARLINGTON	37/24	54/33	91-57	+34	30-65/22-54	.462/.407	12-28/3-15	.429/.200	19-21/10-16	.905/.625	40/27 +13	19/10	14/22	2/2	11/6	21/21
Arizona State	14/52	29/37	43-89	(46)	17-57/37-73	.298/.507	4-18/12-20	.222/.600	5-6/3-6	.833/.500	35/41 (6)	7/27	23/8	4/4	1/11	12/13
GRAMBLING	40/23	39/39	79-62	+17	25-66/25-66	.379/.379	11-24/7-27	.458/.259	18-27/5-9	.667/.556	48/35 +13	18/12	13/14	1/6	6/6	11/21
OLE MISS	37/32	36/40	73-72	+1	26-61/23-55	.426/.418	8-21/7-18	.381/.389	13-20/19-26	.650/.731	38/34 +4	11/14	15/17	7/4	7/6	18/17
#5/3 Mississippi State	39/49	30/62	69-111	(42)	28-62/44-76	.452/.579	6-18/10-20	.333/.500	7-12/13-14	.583/.929	29/40 (11)	12/25	16/4	3/2	3/7	17/15
ALABAMA	29/32	47/51	76-83	(7)	26-70/26-65	.371/.400	6-21/6-18	.286/.333	18-21/25-36	.857/.694	43/44 (1)	9/12	17/14	5/7	8/9	26/19
Georgia	25/31	40/47	65-78	(13)	22-65/30-73	.338/.411	5-21/8-18	.238/.444	16-23/10-12	.696/.833	43/49 (6)	10/19	17/13	1/9	10/6	16/14
Auburn	41/17	27/41	68-58	+10	24-61/19-56	.393/.339	9-30/2-14	.300/.143	11-15/18-22	.733/.818	39/33 +6	14/7	12/15	1/4	4/8	17/18
FLORIDA	28/35	23/30	51-65	(14)	21-76/26-69	.276/.377	5-30/7-29	.167/.241	4-4/6-7	1000/.857	42/54 (12)	8/15	8/14	3/1	3/4	9/9
No. 11 Mizzou	29/51	25/37	54-88	(34)	22-67/27-52	.328/.519	8-27/13-25	.296/.520	2-7/21-27	.286/.778	33/43 (10)	10/21	9/11	1/6	2/6	20/11
#9/7 South Carolina	12/44	30/46	42-90	(48)	18-67/32-75	.269/.427	2-16/4-20	.125/.200	4-10/22-31	.400/.710	31/62 (31)	5/17	12/11	5/9	5/8	25/12
KENTUCKY	26/43	39/33	65-76	(11)	21-56/27-59	.375/.458	9-28/5-11	.321/.455	14-17/17-22	.824/.773	33/35 (2)	15/14	18/13	3/2	3/12	19/17

Note: Game totals are displayed in the format TEAM/OPPONENT for each category



## @RazorbackWBB STATISTICS Arkansas Points-Rebounds-Assists (as of Jan 29, 2018) All games

				01	03	04	10	12	13	14	20	21	22	24	
Opponent	Date	Score		NORTHGROS	MONK,MALIC	SWENSON,K	WILLIAMS,K	MCCLURE,B	SPANGLER,	MASON,JAIL	STOUT,SYDN	COSPER,DE	ZIMMERMAN,	THOMAS,TA	W
SHSU	11/10/17	65-54	w	3-2-2	18-2-4	5-1-0	7-2-1	DNP	0-0-0	8-5-4	1-1-0	17-12-2	2-3-2	4-4-0	
SAM	11/12/17	84-63	w	0-1-6	21-9-6	9-0-1	10-5-0	DNP	0-1-0	12-1-2	1-1-0	18-5-2	0-0-0	13-9-0	
at NEB	11/16/17	69-80	L	3-4-0	22-3-6	3-3-0	6-11-1	DNP	DNP	8-5-2	DNP	21-4-0	1-0-0	5-11-1	
at ORU	11/20/17	77-66	w	8-1-1	24-3-4	6-2-0	8-5-0	DNP	DNP	6-2-1	DNP	21-10-1	2-4-1	2-9-0	
at UTEPW	11/24/17	61-64	L	7-2-3	10-2-5	6-2-0	1-1-0	DNP	0-0-0	8-4-2	0-0-0	22-5-0	4-3-2	1-4-0	
vs NMSU	11/25/17	69-60	w	7-2-0	22-7-2	5-6-0	11-11-0	DNP	DNP	3-6-2	DNP	17-11-4	1-3-2	3-7-0	
ACU	11/29/17	79-65	w	15-3-1	15-2-1	3-2-0	12-8-0	DNP	0-0-0	13-7-8	0-1-0	11-3-1	3-6-2	7-7-0	
at KU	12/03/17	60-71	L	2-2-1	21-7-5	4-2-0	6-16-0	DNP	0-0-0	10-2-1	DNP	17-3-0	0-2-0	0-0-0	
CHA	12/07/17	73-72	w	3-3-1	15-4-3	3-2-0	9-12-0	DNP	DNP	12-4-4	DNP	25-14-2	6-3-1	0-0-0	
TLS	12/10/17	67-41	w	1-9-1	14-4-3	7-6-0	13-7-2	DNP	0-1-0	11-5-6	0-1-0	11-11-0	6-7-1	4-7-0	
UTA	12/17/17	91-57	w	22-4-3	20-1-6	10-5-2	2-8-0	DNP	3-1-0	15-4-7	4-2-0	8-1-1	6-3-0	0-4-0	
at ASU	12/21/17	43-89	L	8-1-1	12-2-2	2-3-1	3-4-0	DNP	0-1-0	6-4-1	0-0-0	8-1-1	2-4-1	2-3-0	
GRAMWBB	12/28/17	79-62	w	14-4-0	10-2-10	8-2-2	12-16-0	DNP	0-0-0	8-7-1	0-1-1	16-4-3	0-0-0	8-2-1	
OM	12/31/17	73-72	w	9-3-0	12-2-4	8-4-0	5-9-1	DNP	DNP	13-2-4	DNP	18-11-1	2-1-1	6-3-0	
at MS	01/04/18	69-111	L	8-1-1	8-3-4	0-2-0	13-2-0	0-0-0	4-1-0	15-3-4	0-0-0	13-7-3	4-3-0	4-6-0	
UA	01/07/18	76-83	L	2-0-2	21-4-1	9-0-0	6-7-0	DNP	0-0-0	12-6-0	DNP	24-13-4	0-2-2	2-4-0	
at UGA	1/11/18	65-78	L	6-2-1	16-5-2	0-0-0	2-3-1	DNP	DNP	15-5-1	DNP	8-7-2	11-5-2	6-8-1	
at AU	01/14/18	68-58	w	7-6-3	14-5-4	0-0-0	15-14-0	DNP	DNP	15-2-5	DNP	0-1-0	13-8-2	4-1-0	
UF	01/18/18	51-65	L	6-6-1	23-8-4	7-4-1	8-4-0	DNP	DNP	5-6-1	DNP	DNP	0-3-1	2-6-0	
at MU-W	01/21/18	54-88	L	6-4-2	11-3-2	5-4-1	14-7-0	0-0-0	0-0-0	14-3-1	0-1-0	DNP	2-3-2	2-3-2	
at SC	01/25/18	42-90	L	0-2-0	12-2-0	6-4-0	0-4-0	0-0-0	0-0-0	10-2-1	0-0-1	3-1-2	2-2-1	2-6-0	
UK	01/29/18	65-76	L	3-3-2	11-2-6	2-1-0	6-7-0	DNP	DNP	13-3-3	0-0-0	17-5-1	8-5-3	4-1-0	



## THE LAST TIME A RAZORBACK TEAM ...

### OFFENSE

Scored 110+ .....	110, vs. Providence (11/16/98)
Scored 100+ points at home .....	101, Houston Baptist, 12-28-16
Scored 100+ points on the road .....	108, Baylor (3-6-91; SWC Tourn., Dallas, Texas)
Scored 90-99 points .....	91 vs. UTA, 12-17-17
Scored 90+ points at home .....	101, Houston Baptist, 12-28-16
Scored 90+ points on the road .....	91, (91-80 Win in 3OT, 2-10-13, at Alabama)
Scored 80-89 points .....	84, Samford (11-12-17)
Scored 80-89 points at home .....	86, Mississippi Valley State (12-28-15)
Scored 80-89 points on the road .....	88, Southeast Missouri (NM) (11-29-13)
Scored 70-79 points .....	77, Alabama, 1-7-18
Scored 70-79 points at home .....	73, Ole Miss, 12-31-17
Scored 70-79 points on the road .....	77 at Ole Miss, 1-31-13
Scored 60-69 points .....	65, Kentucky, 1-29-18
Was held to 50-59 .....	54, at No. 11 Missouri, 1-21-18
Was held to 49-40 .....	42 at No. 9 South Carolina (1-25-18)
Was held to 39-20 .....	32, at No. 2 South Carolina (1-3-16)
Was held to 20 or less .....	N/A
Made 30-39 field goals .....	30 vs. UTA, 12-17-17
Made 20-29 field goals .....	21, Kentucky, 1-29-18
Made 10-19 field goals .....	18 at No. 9 South Carolina (1-25-18)
Made 10 three-point field goals .....	11, Grambling State, 12-28-17
Did not make a three point basket (began in 1986) .....	0-10, at Mississippi State (L 44-47), 2-3-13
Made 30 free throws .....	38 at Florida (38-54); (2-22-04)
Made 15+ Free Throws .....	18, Grambling State, 12-28-17
Shot 40-49 or better from the field .....	45.2 (28-62) at #5/3 Mississippi State (1-4-18)
Shot 50-59 or better from the field .....	52.1 (38-73), Houston Baptist, 12-28-16
Shot 60 percent or better from the field .....	600 (36-60) vs. Ole Miss (W, 93-52; 3-3-13)
Held to less than 40 percent from the field .....	37.5% (21-56), Kentucky, 1-29-18
Held to less than 30 percent from the field .....	26.9% at No. 9 South Carolina (1-25-18)
Held to less than 20 percent from the field .....	18.2 (10-55) vs. No. 6/7 Tennessee (1-8-12; L, 38-69)
Allowed opponent to shoot over 50% from the field .....	57.9% (27-52), at No. 11 Missouri, 1-21-18
Held opponent to less than 40% from the field .....	33.9% (19-56), at Auburn, 1-14-18
Held opponent to less than 30% from the field .....	23.2% (16-69), Tulsa, 12-10-17
Held opponent to less than 20% from the field in a half: .....	136 (3-22), First Half, Binghamton, 11-30-13
.....	200 (5-25), First Half, MVSU, 12-28-13
.....	200 (5-25), First Half, Grambling State, 12-29-14
Had 20 or more assists in a game .....	27, Houston Baptist, 12-28-16

### DEFENSE

Allowed 100 points .....	111 at #5/3 Mississippi State (1-4-18)
Allowed 80-99 points .....	90 at No. 9 South Carolina (1-25-18)
Allowed 70-79 points .....	76, Kentucky, 1-29-18
Allowed 69-60 points .....	65, Florida, 1-18-18
Held opponent to 59-50 points .....	58, at Auburn, 1-14-18
Held opponent to 40-49 points .....	41, Tulsa, 12-10-17
Held opponent to 39-30 .....	36, Northwestern State, 12-18-16
Held opponent under 45 points three cons. games .....	45, SHSU (11-8-13, W 81-45);
.....	33 ORU (11-13-13, W 91-33); 45, Furman (11-16-13, W, 74-45)
Held an SEC opponent under 50 points in 3 cons. games .....	47, Auburn (1-29-15, W, 52-47); 42,
.....	Alabama (2-1-15, W, 53-42);
.....	#24/21 Georgia (2-9-15, W, 54-48)
Held opponent to 29 points or less .....	23, Binghamton, 11-30-13
Held an opponent under 15 points in a half .....	13, Northwestern State, 12-18-16
Held opponent under 15 field goals .....	14, Houston Baptist, 12-28-16
Held opponent under 15% from three-point distance .....	14.3% (2-14), at Auburn, 1-14-18
Had 70+ rebounds .....	74, Mississippi Valley State (11-24-89)
Had 60-69 rebounds .....	61, Tulsa, 12-10-17
Had 50-59 rebounds .....	55, vs. NMSU, 11-25-17
Had five or more blocked shots in a game .....	7, Ole Miss, 12-31-17
Had 20 or more steals in a game .....	20, ORU (11-13-13)
Had 15 or more steals in a game .....	16, at Florida, 2-9-17
Had 20 or more turnovers in a game .....	23 at Arizona State, 12-21-17
Forced 20-25 or more Turnovers in a game .....	22 vs. UTA, 12-17-17

### OTHER

Won an overtime game .....	91-80 Win in 3OT, 2-10-13, at Alabama
Lost an overtime game .....	Florida (71-66), 1-28-16
Won a double overtime game .....	73-72, vs. Florida (1-29-12)
Lost a double overtime game .....	N/A
Won a triple overtime game .....	91-80 Win in 3OT, 2-10-13, at Alabama
Played consecutive overtime games .....	1-24-16 at Auburn (lost); 1-28-16 vs Florida (lost)
Won a regular season tournament .....	Nugget Classic (Reno, Nev., Nov. 25-26, 2016)
Defeated a ranked team .....	67-61, No. 13 Texas A&M, 1-7-16; 64-59, No. 13 Tenn., 1-14-16
.....	64-52, No. 24 Missouri, 1-17-16
Defeated a ranked team on the road .....	57-53, at #19/18 LSU, 2-23-14; 77-76,
.....	#17/16 Iowa (Las Vegas), 12-18-14
All-time SEC win streak .....	8 games (1-15-12: Auburn through 2-15-12: at Auburn)
All-time SEC home win streak .....	5 games (1-15-12: Auburn through 2-9-12: S. Carolina)

### THE LAST TIME A RAZORBACK PLAYER ...

Scored 20-24 points .....	23, Malica Monk, Florida, 1-18-18
Scored 25-29 points .....	25, Devin Cosper, Charlotte (12-6-17)
Scored 30+ points .....	34, Jessica Jackson, Houston Baptist, 12-28-16
Scored 20+ points seven times in a season .....	Jessica Jackson, 2013-14 (22 vs. MTSU, 22 at Missouri,
.....	23 at Fla., 24 at Georgia, 31 vs. Ole Miss, 23 at Kentucky,
.....	25 at LSU)
Scored 20+ points eight times in a season .....	Malica Monk, 2017-18 (Samford 21, Neb. 22, ORU 24, NMSU
.....	22, KU 21, UTA 20, Ala. 21, FL 23)
.....	Previous: Jessica Jackson, 2015-16
Double figures in 15 consecutive games (Season) .....	Jessica Jackson, 11/11/16-, LSU 1-8-17
Scored 23+ points in three consecutive games .....	Jessica Jackson (24 at Georgia 1-16-14,
.....	31 vs. Ole Miss 1-19-14, 23 at Kentucky 1-26-14)
Three players scored double figures in 1 game .....	Kentucky, 1-29-18 (Monk, Mason, Cosper)
Four players scored double figures in 1 game .....	at Auburn, 1-14-18 (Williams, Zimmermann Monk, Mason)
Four players scored doubles figures for 4 cons. games .....	12-6-12 - 12-21-12: vs. Kansas, Furman, MVSU, and NSU
Five players scored double figures in 1 game .....	Abilene Christian (11-29-17)
.....	(Monk, Cosper, Mason, Williams, Northcross-Baker)
Made 10+ field goals in a game .....	10, Jessica Jackson, Kentucky, 2-16-17
Attempted 15-19 field goals in a game .....	Monk (17), Cosper (16), Mason (15), Alabama, 1-7-18
Attempted 20+ field goals in a game .....	28, Malica Monk, Florida, 1-18-18
Attempted 10 free throws in a game .....	12, Malica Monk vs. UTA, 12-17-17
Made 5 or more three-pointers in a game .....	6, Raven Northcross-Baker vs. UTA, 12-17-17
Attempted 10+ three-pointers in a game .....	11, Devin Cosper at Kansas, 12-3-17
Had 10-14 rebounds .....	14, Kiara Williams, at Auburn, 1-14-18
Had 15+ rebounds .....	16, Kiara Williams, Grambling State, 12-28-17
Had 10 offensive rebounds - Records go back to 05-06 .....	11, Melissa Wolff vs. New Orleans (1-30-15)
Had 10 defensive rebounds - Records go back to 05-06 .....	13, Devin Cosper, Alabama, 1-7-18
Had 10+ assists .....	10, Malica Monk, Grambling State, 12-28-17
Had 10+ assists in consecutive games .....	Jailyn Mason (11 vs. HBU, 12-28-16 and 10 at Ole Miss, 1-1-17)
.....	Calli Berna (11 vs. No. 10/8 KY 2/7/13 and 11 at UA 2/10/13)
Had 5+ blocks in a game .....	(3x) 5, Jessica Jackson (vs. ORU, 11-13-13);
.....	(No. 25 Vanderbilt, 2-20-14); (at Tulsa, 12-14-14)
Had 10 or more blocks in a game .....	9, Robyn Irwin vs. SMSU, 12-19-88 (school record)
Had 5 or more steals in a game .....	5, Malica Monk vs. NMSU, 11-25-17
Had a double-double .....	Kiara Williams (15/14), at Auburn, 1-14-18
Had a double-double in two straight games .....	2017-18: Devin Cosper (25/14) Charlotte and (11/11) Tulsa
Had two players record a double-double .....	Kiara Williams (12 pts/16 reb) &
.....	Malica Monk (10 pts/10 reb), Grambling State, 12-28-17
Had seven double-doubles in a season .....	Devin Cosper, 2017-18
.....	(SHSU, ORU, NMSU, Char., Tulsa, OM, AL)
Had 10+ double-doubles in a season .....	2006-07, Lauren Ervin (14)
Had a triple-double .....	14 pts, 13 reb, 12 asts, C'eira Ricketts vs. Auburn (1-18-09)



#### MIKE NEIGHBORS YEAR-BY-YEAR

Year	School	Overall	Pct.	Conf.	Pct.	Conf. Finish
2013-14	Washington	20-14	.588	10-8	.556	6/Pac-12
2014-15	Washington	23-10	.697	11-7	.611	5/Pac-12
2015-16	Washington	26-11	.703	11-7	.611	5/Pac-12
2016-17	Washington	29-6	.829	15-3	.833	T2/Pac-12
2017-18	Arkansas	11-11	.500	2-8	.200	TBA
<b>Totals</b>	<b>5 Years</b>	<b>109-52</b>	<b>.677</b>	<b>49-32</b>	<b>.605</b>	

#### NEIGHBORS 3-1 IN BWA BEFORE THIS YEAR

As the head coach of Bentonville (Ark.) HS, Mike Neighbors went 3-0 in Bud Walton Arena in the high school play-offs. In 1997, his Tiger team defeated Bryant, Mount St. Mary's and Jonesboro to reach the state finals in Pine Bluff, Ark.

The lone loss occurred when Neighbors was an assistant coach at Tulsa. The 13th-ranked Razorbacks defeated Tulsa, 66-49, that season.

#### OPEN MIKE

Want to get to know Mike Neighbors in his own words? Check out the links below for stories about Mike, his hire and his dream job at Arkansas.

Mike's First 30 Days	<a href="http://bit.ly/First30">http://bit.ly/First30</a>
Mike's Dream Job	<a href="http://bit.ly/MNDreamJob">http://bit.ly/MNDreamJob</a>
Mike's Press Conference	<a href="http://bit.ly/PressConfVideo">http://bit.ly/PressConfVideo</a>

#### FROM ROOKIE NOD TO NAISMITH NOMINEE

In four short years Mike Neighbors went from a Spalding Maggie Dixon Division I Rookie Coach of the Year nominee in 2014, to a Naismith Women's College Coach of the Year national semifinalist in 2017.

Neighbors guided UW to an historic campaign in 2016-17 leading the Huskies to 27 wins, it's second most in program history, and he was just one shy of the all-time a school record set in 1990 (28).

Picked to place third in the Pac-12 in the preseason poll, UW tied for second in the league with a 15-3 record, it's best conference finish since 2003. The Huskies' 15 conference wins tied for third most in program history. Washington, who entered conference play with the program-best 12 non-conference wins, clinched its first-ever bye in the first round of the Pac-12 Tournament. Washington put together an 11-game win streak and a six-game win streak in Pac-12 play in 2016-17.

BENTONVILLE HS (HC)	94	
	95	
	96	
	97	
CABOT HS (HC)	98	
ARKANSAS (DIR OF OPS)	99	
	00	
TULSA (ASST)	01	
	02	
	03	
	04	
COLORADO (ASST)	05	
ARKANSAS (ASST)	06	
XAVIER (ASST)	07	
	08	
	09	
	10	
WASHINGTON (ASST)	11	
	12	
WASHINGTON (HC)	13	
	14	
	15	
	16	
ARKANSAS (HC)	17	

#### COACHES COACHING AT ALMA MATER

Mike Neighbors	Arkansas, 1993
Holly Warlick	Tennessee, 1981

A couple of other coaches have SEC ties. Joni Taylor is the head coach at Georgia and a 2002 graduate of Alabama. Matthew Mitchell is a 1995 graduate of Mississippi State and is the head coach at Kentucky. Nikki Fargas graduated from Tennessee in 1994 and is the head coach at LSU. Vic Schaefer is the head coach at Mississippi State and a 1984 graduate of Texas A&M.



# NEIGHBORS BY THE NUMBERS

## TOP 10 MOVIES

1. A Few Good Men
2. The Hunt For Red October
3. The Silence Of The Lambs
4. Hoosiers
5. Pretty Woman
6. Moneyball
7. Top Gun
8. JFK
9. The Lion King
10. Purple Rain

See the entire list here: <http://imdb.to/2royaEO>

He has 160 movies that are classified as 'thriller'. "Romance" is next with 152 followed by 69 "sport", 58 "mystery", and 32 "sci-fi".

## TOP 10 SONGS

1. Sweet Child O' Mine (Guns N' Roses)
2. You Shook Me All Night Long (AC/DC)
3. Man In The Mirror (Michael Jackson)
4. Amarillo By Morning (George Strait)
5. Jessie's Girl (Rick Springfield)
6. Hysteria (Def Leppard)
7. Fishin' In The Dark (Nitty Gritty Dirt Band)
8. The Ballard of Curtis Loew (Lynyrd Skynyrd)
9. Wanted Dead Or Alive (Bon Jovi)
10. Let's Go Crazy (Prince)

## TOP 10 TV SHOWS

1. West Wing (first three seasons)
2. The Wire
3. Breaking Bad
4. Seinfeld
5. The Newsroom
6. Prison Break
7. Arrested Development
8. Game of Thrones
9. The Sopranos
10. The Goldbergs

See the entire list here: <http://www.imdb.com/list/ls009377912/>

Neighbors has 16 comedies, 15 dramas and seven crime shows on the list.

## MIKE NEIGHBORS DEVELOPS PLAYERS FOR THE NEXT LEVEL

Mike Neighbors has worked with 11 WNBA Draft Picks

YEAR	UNIVERSITY	PLAYER	ROUND	OVERALL	TEAM NOTE
2017	Washington	Kelsey Plum	1	1	San Antonio Spurs ! @
	Washington	Chantel Osahor	2	21	Chicago Sky ! @
2016	Washington	Talia Walton	3	29	Los Angeles Sparks ! @
2011	Xavier	Amber Harris	1	4	Minnesota Lynx #
	Xavier	Ta'Shia Phillips	1	8	Atlanta Dream #
	TAMU/UAHS	Tanisha Smith	2	22	Seattle Storm #
	Colorado	Brittany Spears	2	19	Phoenix Mercury *
2009	Arkansas	Shameka Christon	1	5	New York Liberty #
2008	Arkansas	Lauren Ervin	3	37	Connecticut Sun #
2006	Tulsa	Megan Moody	-	-	Houston Comets
					Free Agent #
2003	Tulsa	Allison Curtin	1	12	Houston Comets ! #
	Arkansas	Dana Cherry	2	23	Traded to Detroit Shock
					Charlotte Sting

\*-Recruited but did not coach

!-At the school when player was drafted

@-Worked with player as a head coach

#-Worked with player as an assistant coach

\$-Worked with player as other (GA, etc)

## FAST RISE TO ELITE RANKS

Mike Neighbors had a meteoric rise to the top as a head coach at Washington. In four seasons, he amassed 96 wins, had three NCAA Tournament appearances and reached the Final Four. Those accomplishments put him in some rare air.

## FIRST FOUR YEARS AS A POWER FIVE HEAD COACH

Coach	School	Wins	NCAA Apps.	NCAA Best
Holly Warlick	Tennessee	108	4	Sweet 16
<b>Mike Neighbors</b>	<b>Washington</b>	<b>98</b>	<b>3</b>	<b>1 Final Four</b>
Jeff Walz	Louisville	96	3	1 Final Four
Nikki Fargas	UCLA	95	3	2nd Rnd
Vic Schaefer	Mississippi State	90	2	Sweet 16
Karen Aston	Texas	89	3	1 Elite 8
Matthew Mitchell	Kentucky	86	2	1 Elite 8
Kevin McGuff	Xavier	80	1	1 Elite 8
Dawn Staley	South Carolina	77	1	-
Brenda Frese	Minn./Maryland	72	2	-

## BUILDING A FAN BASE

Mike Neighbors saw a 62.9% increase in attendance in his four seasons at Washington. Look for fan engagement to be a big part of future Razor-back programs as well.

## COACHING TREE

Coach	Years	Current Position
Fred Castro	'14, '15, '16	HC Eastern Michigan
Adia Barnes	'14, '15	HC Arizona
Adam Call	'14	AC Eastern Michigan
Morgan Valley	'16	AC Arizona
Todd Schaefer	'16	AC Arkansas
Jasmine Lister	'16	AC DePaul



## WANT TO ASK SOME GOOD QUESTIONS?

1. He has had two heart attacks
2. He keeps a lot of lists
3. His lowest moment was he eureka moment
4. He plays guitar and has a band
5. He reads really fast
6. He is an analytics nerd
7. He is a bar-game prodigy

Sign up for Mike Neighbors' newsletter and listen to his podcasts at

**CoachNeighbors.com**







## CAREER STATS



3

**MALICA MONK**Junior | 5-5 | Guard | NLR, Arkansas  
N. Little Rock HS**CAREER HIGHS**

Points	24	ORU	11-20-17
FG Made	9	Florida	1-18-18*
FG Att.	28	Florida	1-18-18
3P Made	3	at No. 11 MU	1-21-18
3P Att.	6	at No. 11 MU	1-21-18*
FT Made	12	UTA	12-17-17
FT Att.	12	UTA	12-17-17
Off. Rebounds	3	NMSU	11-15-17*
Def. Rebounds	8	Samford	11-12-17
Rebounds	9	Samford	11-12-17
Assists	10	Grambling	12-18-17
Blocks	3	LSU	1-8-17
Steals	6	Kentucky	2-16-17*
Minutes	40	at Auburn	1-14-18

**SEASON HIGHS**

Points	24	ORU	11-20-17
FG Made	9	Florida	1-18-18*
FG Att.	28	Florida	1-18-18
3P Made	3	at No. 11 MU	1-21-18
3P Att.	6	at No. 11 MU	1-21-18*
FT Made	12	UTA	12-17-17
FT Att.	12	UTA	12-17-17
Off. Rebounds	3	Alabama	1-7-18*
Def. Rebounds	8	Samford	11-12-17
Rebounds	9	Samford	11-12-17
Assists	10	Grambling	12-18-17
Blocks	1	NMSU	11-25-17
Steals	4	NMSU	11-15-17*
Minutes	40	at Auburn	1-14-18

\*Most Recent

**2017-18 GAME-BY-GAME STATS**

Opponent	Date	gs	min	Total		3-Pointers		Free throws		Rebounds				pf	a	t/o	blk	stl	pts	avg	
				fg-fga	pct	3fg-fga	pct	ft-fa	pct	off	def	tot	avg								
SHSU	11/10/17	*	33	7-13	.538	1-4	.250	3-4	.750	0	2	2	2.0	2	4	1	0	4	18	18.0	
SAMFORD	11/12/17	*	37	6-14	.429	2-3	.667	7-7	1.000	1	8	9	5.5	2	6	1	0	2	21	19.5	
at Nebraska	11/16/17	*	37	9-19	.474	1-4	.250	3-3	1.000	0	3	3	4.7	5	6	2	0	3	22	20.3	
at Oral Roberts	11/20/17	*	32	9-16	.563	1-3	.333	5-6	.833	0	3	3	4.3	1	4	1	0	1	24	21.3	
at UTEP	11/24/17	*	36	3-15	.200	1-6	.167	3-3	1.000	0	2	2	3.8	2	5	1	0	3	10	19.0	
vs NM State	11/25/17	*	38	9-17	.529	1-4	.250	3-7	.429	3	4	7	4.3	0	2	5	1	4	22	19.5	
ACU	11/29/17	*	29	5-14	.357	1-2	.500	4-6	.667	0	2	2	4.0	2	1	2	0	1	15	18.9	
at Kansas	12/03/17	*	32	8-20	.400	1-3	.333	4-4	1.000	3	4	7	4.4	4	5	3	0	0	21	19.1	
CHARLOTTE	12/07/17	*	38	6-18	.333	2-6	.333	1-2	.500	1	3	4	4.3	4	3	1	0	3	15	18.7	
TULSA	12/10/17	*	25	4-10	.400	2-4	.500	4-4	1.000	1	3	4	4.3	2	3	3	0	1	14	18.2	
UT-ARLINGTON	12/17/17	*	31	4-11	.364	0-2	.000	12-12	1.000	0	1	1	4.0	1	6	3	0	1	20	18.4	
at Arizona State	12/21/17	*	30	5-19	.263	0-4	.000	2-2	1.000	0	2	2	3.8	1	2	2	0	1	12	17.8	
GRAMBLING	12/28/17	*	35	2-7	.286	0-1	.000	6-8	.750	1	1	2	3.7	1	10	6	1	3	10	17.2	
OLE MISS	12/31/17	*	39	4-13	.308	0-3	.000	4-8	.500	1	1	2	3.6	1	4	3	0	1	12	16.9	
at #5/3 Mississippi State	01/04/18	*	29	3-16	.188	0-1	.000	2-4	.500	0	3	3	3.5	3	4	1	1	2	8	16.3	
ALABAMA	01/07/18	*	33	8-17	.471	1-2	.500	4-7	.571	3	1	4	3.6	4	1	6	0	0	21	16.6	
at Georgia	1/11/18	*	35	4-18	.222	0-2	.000	8-11	.727	0	5	5	3.6	3	2	3	1	2	16	16.5	
at Auburn	01/14/18	*	40	4-13	.308	2-6	.333	4-4	1.000	1	4	5	3.7	4	4	0	0	1	14	16.4	
FLORIDA	01/18/18	*	39	9-28	.321	1-5	.200	4-4	1.000	2	6	8	3.9	3	4	2	0	0	23	16.7	
at No. 11 Mizzou	01/21/18	*	31	4-12	.333	3-6	.500	0-2	.000	0	3	3	3.9	2	2	2	0	0	11	16.5	
at #9/7 South Carolina	01/25/18	*	27	6-20	.300	0-0	.000	0-0	.000	2	0	2	3.8	3	0	1	0	1	12	16.2	
KENTUCKY	01/29/18	*	35	2-10	.200	1-6	.167	6-6	1.000	0	2	2	3.7	3	6	2	1	0	11	16.0	
Totals			22	741	121-340	.356	21-77	.273	89-114	.781	19	63	82	3.7	53	84	51	5	34	352	16.0

Games played: 22  
Minutes/game: 33.7  
Points/game: 16.0  
FG Pct: 35.6  
3FG Pct: 27.3  
FT Pct: 78.1Rebounds/game: 3.7  
Assists/game: 3.8  
Turnovers/game: 2.3  
Assist/turnover ratio: 1.6  
Steals/game: 1.5  
Blocks/game: 0.2**NOTES**

- » University of Arkansas Athletic Department Academic Honor Roll: Fall, 2017
- » 14 points, seven assists and just one turnover in exhibition game
- » Fourteen consecutive games with double figure scoring - snapped at No. 5/3 Mississippi State.
- » Twenty-one games in double figure scoring this season.
- » Eight games with 20+ points.
- » Named CollegeSportsMadness.com's SEC Player of the Week (11.13.17).
- » Improved career-best with 24 points in 32 minutes at ORU
- » Had 13 points in the fourth quarter at ORU.
- » Led team in scoring nine games.
- » Six games with 5+ assists this year. Had four all of last year.
- » Career-best 10 assists and her first career double-double with 10 points and 10 assists versus Grambling State.
- » Perfect from the line in nine games including a career-best 12-for-12 against UTA.

**CAREER STATS**

Year	GP-GS	Min	Avg	Total			3-Point			F-Throw			Rebounds				PF	FO	Ast	TO	Blk	Stl	Pts	Avg
				FG	FGA	Pct	FG	FGA	Pct	FT	FTA	Pct	Off	Def	Tot	Avg								
2015-16	27-5	461	17.1	48	136	.353	2	10	.200	12	19	.632	6	23	29	1.1	60	2	47	44	5	23	110	4.1
2016-17	27-27	842	31.2	96	230	.417	7	25	.280	48	71	.676	29	52	81	3.0	79	2	83	59	7	62	247	9.1
2017-18	22-22	741	33.7	121	340	.356	21	77	.273	89	114	.781	19	63	82	3.7	53	1	84	51	5	34	352	16.0
TOTAL	76-54	2044	26.9	265	706	.375	30	112	.268	149	204	.730	54	138	192	2.5	192	5	214	154	17	119	709	9.3



4

**KEIRYN SWENSON**Junior | 6-1 | Forward | Wichita, Kansas  
Maize HS**CAREER HIGHS**

Points	23	vs. HBU	12-28-16
FGM	7	vs. Navy	11-26-16
FGA	13	at Ole Miss	1-1-17
3PM	4	at Ole Miss	1-1-17
3PA	9	at Ole Miss	1-1-17
FTM	8	vs. HBU	12-28-16
FTA	9	vs. HBU	12-28-16
OREB	5	at Alabama	1-15-17*
DREB	6	vs. NSU	12-18-15*
REB	9	at Alabama	1-15-17*
AST	2	Grambling	12-18-17*
BLK	2	vs. SHSU	11-10-17*
STL	2	UTEP	11-24-17*
MIN	37	at Ole Miss	1-1-17

**SEASON HIGHS**

Points	10	UTA	12-17-17
FG Made	4	UTA	12-17-17
FG Att.	9	at Missouri	1-21-18
3P Made	3	Alabama	1-7-18*
3P Att.	6	Ole Miss	12-31-17*
FT Made	3	at S. Carolina	1-25-18
FT Att.	5	at S. Carolina	1-25-18
Off. Rebounds	3	Ole Miss	12-31-17
Def. Rebounds	4	UTA	12-17-17*
Rebounds	6	Tulsa	12-10-17*
Assists	2	Grambling	12-18-17*
Blocks	2	SHSU	11-10-17
Steals	2	UTEP	11-24-17
Minutes	26	Florida	1-18-18

\*Most Recent

**2017-18 GAME-BY-GAME STATS**

Opponent	Date	gs	min	Total		3-Pointers		Free throws		Rebounds				pf	a	t/o	blk	stl	pts	avg
				fg-fga	pct	3fg-fga	pct	ft-fita	pct	off	def	tot	avg							
SHSU	11/10/17	18		2-8	.250	1-4	.250	0-0	.000	0	1	1	1.0	1	0	0	2	0	5	5.0
SAMFORD	11/12/17	13		3-5	.600	3-4	.750	0-0	.000	0	0	0	0.5	3	1	0	0	0	9	7.0
at Nebraska	11/16/17	17		1-5	.200	1-5	.200	0-0	.000	1	2	3	1.3	2	0	0	0	0	3	5.7
at Oral Roberts	11/20/17	15		2-3	.667	1-2	.500	1-2	.500	0	2	2	1.5	2	0	1	0	1	6	5.8
at UTEP	11/24/17	16		2-7	.286	2-6	.333	0-2	.000	1	1	2	1.6	0	0	1	0	2	6	5.8
vs NM State	11/25/17	14		2-5	.400	1-4	.250	0-0	.000	2	4	6	2.3	1	0	4	0	0	5	5.7
ACU	11/29/17	17		1-3	.333	1-2	.500	0-0	.000	1	1	2	2.3	0	0	1	0	1	3	5.3
at Kansas	12/03/17	18		1-3	.333	1-3	.333	1-2	.500	0	2	2	2.3	1	0	1	1	0	4	5.1
CHARLOTTE	12/07/17	13		1-5	.200	1-4	.250	0-0	.000	0	2	2	2.2	2	0	0	0	0	3	4.9
TULSA	12/10/17	21		2-7	.286	1-5	.200	2-2	1.000	2	4	6	2.6	0	0	0	1	0	7	5.1
UT-ARLINGTON	12/17/17	17		4-8	.500	2-4	.500	0-0	.000	1	4	5	2.8	1	2	2	0	0	10	5.5
at Arizona State	12/21/17	15		1-3	.333	0-1	.000	0-0	.000	2	1	3	2.8	0	1	3	1	0	2	5.3
GRAMBLING	12/28/17	24		2-3	.667	2-3	.667	2-2	1.000	0	2	2	2.8	2	2	0	0	0	8	5.5
OLE MISS	12/31/17	12		3-8	.375	1-6	.167	1-1	1.000	3	1	4	2.9	1	0	2	1	0	8	5.6
at #5/3 Mississippi State	01/04/18	15		0-0	.000	0-0	.000	0-0	.000	1	1	2	2.8	1	0	1	0	0	0	5.3
ALABAMA	01/07/18	12		3-4	.750	3-4	.750	0-0	.000	0	0	0	2.6	3	0	0	1	0	9	5.5
at Georgia	1/11/18	6		0-2	.000	0-2	.000	0-0	.000	0	0	0	2.5	0	0	1	0	0	0	5.2
at Auburn	01/14/18	11		0-2	.000	0-2	.000	0-0	.000	0	0	0	2.3	1	0	0	0	0	0	4.9
FLORIDA	01/18/18	26		3-6	.500	1-4	.250	0-0	.000	1	3	4	2.4	1	1	1	1	1	7	5.0
at No. 11 Mizzou	01/21/18	22		2-9	.222	1-5	.200	0-0	.000	1	3	4	2.5	1	1	0	0	0	5	5.0
at #9/7 South Carolina	01/25/18	17		1-8	.125	1-5	.200	3-5	.600	1	3	4	2.6	1	0	1	1	0	6	5.0
KENTUCKY	01/29/18	10		1-3	.333	0-2	.000	0-0	.000	0	1	1	2.5	0	0	2	0	0	2	4.9
Totals		0	349	37-107	.346	24-77	.312	10-16	.625	17	38	55	2.5	24	8	21	9	5	108	4.9

Games played: 22  
Minutes/game: 15.9  
Points/game: 4.9  
FG Pct: 34.6  
3FG Pct: 31.2  
FT Pct: 62.5Rebounds/game: 2.5  
Assists/game: 0.4  
Turnovers/game: 1.0  
Assist/turnover ratio: 0.4  
Steals/game: 0.2  
Blocks/game: 0.4**NOTES**

- » Saw a 206.4% increase in scoring between freshman and sophomore seasons (78 vs. 239 points).
- » **SEC Winter Academic Honor Roll** (2016-17).
- » **SEC First-Year Academic Honor Roll** (2015-16).
- » **University of Arkansas Athletic Department Academic Champion (4.0):** Fall, 2017
- » At least one 3-pointer in her first 11 games this year and in 17 games this season.
- » Season-best 10 points on 4-for-8 shooting against UTA.

**CAREER STATS**

Year	GP-GS	Min	Avg	Total			3-Point			F-Throw			Rebounds				PF	FO	Ast	TO	Blk	Stl	Pts	Avg
				FG	FGA	Pct	FG	FGA	Pct	FT	FTA	Pct	Off	Def	Tot	Avg								
2015-16	29-1	373	12.9	27	84	.321	5	21	.238	19	27	.704	34	34	68	2.3	26	0	7	15	4	10	78	2.7
2016-17	30-11	709	23.6	89	179	.497	31	71	.437	30	39	.769	53	71	124	4.1	56	0	15	28	17	16	239	8.0
2017-18	22-0	349	15.9	37	107	.346	24	77	.312	10	16	.625	17	38	55	2.5	24	0	8	21	9	5	108	4.9
TOTAL	81-12	1431	17.7	153	370	.414	60	169	.355	59	82	.720	104	143	247	3.0	106	0	30	64	30	31	425	5.2



10

**KIARA WILLIAMS**Sophomore | 6-1 | Forward | LR, Arkansas  
Little Rock HS**CAREER HIGHS**

Points	15	at Auburn	1-14-18
FGM	7	at Auburn	1-14-18
FGA	11	NMSU	11-25-17
3PM	1	#5 Miss St.	1-4-18
3PA	1	#5 Miss St.	1-4-18
FTM	4	Grambling	12-18-17*
FTA	11	Charlotte	12-6-17
OREB	8	Grambling	12-18-17*
DREB	11	at Kansas	12-3-17
REB	16	Grambling	12-18-17*
AST	2	Florida	1-18-18*
BLK	4	Ole Miss	12-31-17*
STL	4	Charlotte	12-6-17
MIN	29	Charlotte	12-6-17

**SEASON HIGHS**

Points	15	at Auburn	1-14-18
FG Made	7	at Auburn	1-14-18
FG Att.	11	NMSU	11-25-17
3P Made	1	#5 Miss St.	1-4-18
3P Att.	1	#5 Miss St.	1-4-18
FT Made	4	Grambling	12-18-17*
FT Att.	11	Charlotte	12-6-17
Off. Rebounds	8	Grambling	12-18-17*
Def. Rebounds	11	at Kansas	12-3-17
Rebounds	16	Grambling	12-18-17*
Assists	2	Florida	1-18-18*
Blocks	4	Ole Miss	12-31-17*
Steals	4	Charlotte	12-6-17
Minutes	29	Charlotte	12-6-17

\*Most Recent

**2017-18 GAME-BY-GAME STATS**

Opponent	Date	gs	min	Total		3-Pointers		Free throws		Rebounds				pf	a	t/o	blk	stl	pts	avg	
				fg-fga	pct	3fg-fga	pct	ft-fa	pct	off	def	tot	avg								
SHSU	11/10/17	*	17	3-4	.750	0-0	.000	1-1	1.000	0	2	2	2.0	1	1	0	0	0	7	7.0	
SAMFORD	11/12/17	*	19	5-7	.714	0-0	.000	0-0	.000	1	4	5	3.5	1	0	0	4	2	10	8.5	
at Nebraska	11/16/17	*	20	3-6	.500	0-0	.000	0-0	.000	6	5	11	6.0	4	1	2	2	1	6	7.7	
at Oral Roberts	11/20/17	*	17	3-7	.429	0-0	.000	2-2	1.000	3	2	5	5.8	4	0	1	0	1	8	7.8	
at UTEP	11/24/17	*	8	0-2	.000	0-0	.000	1-2	.500	1	0	1	4.8	3	0	1	0	1	1	6.4	
vs NM State	11/25/17	*	25	5-11	.455	0-0	.000	1-3	.333	4	7	11	5.8	2	0	3	0	2	11	7.2	
ACU	11/29/17	*	20	4-6	.667	0-0	.000	4-5	.800	5	3	8	6.1	0	0	0	1	3	12	7.9	
at Kansas	12/03/17	*	28	3-6	.500	0-0	.000	0-1	.000	5	11	16	7.4	3	0	4	2	0	6	7.6	
CHARLOTTE	12/07/17	*	29	3-8	.375	0-0	.000	3-11	.273	8	4	12	7.9	3	0	0	3	4	9	7.8	
TULSA	12/10/17	*	17	6-9	.667	0-0	.000	1-4	.250	4	3	7	7.8	2	2	0	2	0	13	8.3	
UT-ARLINGTON	12/17/17	*	22	1-3	.333	0-0	.000	0-0	.000	3	5	8	7.8	4	0	0	1	2	2	7.7	
at Arizona State	12/21/17	*	16	0-2	.000	0-0	.000	3-4	.750	0	4	4	7.5	1	0	1	1	0	3	7.3	
GRAMBLING	12/28/17	*	22	4-10	.400	0-0	.000	4-8	.500	8	8	16	8.2	1	0	0	0	1	12	7.7	
OLE MISS	12/31/17	*	23	1-5	.200	0-0	.000	3-4	.750	2	7	9	8.2	5	1	0	4	1	5	7.5	
at #5/3 Mississippi State	01/04/18	*	20	5-5	1.000	1-1	1.000	2-2	1.000	0	2	2	7.8	1	0	3	1	0	13	7.9	
ALABAMA	01/07/18	*	21	3-10	.300	0-0	.000	0-0	.000	1	6	7	7.8	1	0	2	0	2	6	7.8	
at Georgia	1/11/18	*	7	1-4	.250	0-0	.000	0-0	.000	2	1	3	7.5	2	1	0	0	0	2	7.4	
at Auburn	01/14/18	*	27	7-9	.778	0-0	.000	1-3	.333	7	7	14	7.8	2	0	0	0	1	15	7.8	
FLORIDA	01/18/18	*	17	4-6	.667	0-0	.000	0-0	.000	1	3	4	7.6	1	0	2	1	0	8	7.8	
at No. 11 Mizzou	01/21/18	*	20	6-10	.600	0-0	.000	2-3	.667	3	4	7	7.6	4	0	0	0	1	14	8.2	
at #9/7 South Carolina	01/25/18	*	14	0-2	.000	0-1	.000	0-0	.000	1	3	4	7.4	3	0	0	0	1	0	7.8	
KENTUCKY	01/29/18	*	19	3-7	.429	0-0	.000	0-1	.000	4	3	7	7.4	2	0	0	1	0	6	7.7	
Totals			21	428	70-139	.504	1-2	.500	28-54	.519	69	94	163	7.4	50	6	19	23	23	169	7.7


Games played: 22  
Minutes/game: 19.5  
Points/game: 7.7  
FG Pct: 50.4  
3FG Pct: 50.0  
FT Pct: 51.9Rebounds/game: 7.4  
Assists/game: 0.3  
Turnovers/game: 0.9  
Assist/turnover ratio: 0.3  
Steals/game: 1.0  
Blocks/game: 1.0**NOTES**

- » Enjoys Marvel movies.
- » Career-best four blocks against Samford. Tied that against Ole Miss in the SEC opener.
- » Posted first double-figure rebound total with 11 boards on the road at Nebraska.
- » Has scored in every game.
- » First time in her career to have double figures in the first half against ACU.
- » Career-best 16 rebounds, including 11 defensive rebounds, at Kansas.
- » Eight games in double figures.
- » Made her first career 3-point basket in the opening shot of the No. 5/3 Mississippi State game.
- » Double-Doubles: First career double-double with 11 points and 11 rebounds against New Mexico State ... Second career double-double with 12 points and tied her career-best with 16 rebounds versus Grambling State ... Third at Auburn with a career-best 15 points and 14 rebounds.

**CAREER STATS**

Year	GP-GS	Min	Avg	Total			3-Point			F-Throw			Rebounds				PF	FO	Ast	TO	Blk	Stl	Pts	Avg
				FG	FGA	Pct	FG	FGA	Pct	FT	FTA	Pct	Off	Def	Tot	Avg								
2016-17	20-5	227	11.4	26	48	.542	0	0	.000	10	26	.385	24	31	55	2.8	34	1	3	15	5	9	62	3.1
2017-18	22-21	428	19.5	70	139	.504	1	2	.500	28	54	.519	69	94	163	7.4	50	1	6	19	23	23	169	7.7
TOTAL	42-26	655	15.6	96	187	.513	1	2	.500	38	80	.475	93	125	218	5.2	84	2	9	34	28	32	231	5.5





12

## BRENNA MCCLURE

R-Sophomore | 5-6 | Guard | Lyons, Kansas  
Lyons HS | Hutchinson CC

### CAREER HIGHS

Points	-	
FG Made	-	
FG Att.	1	at S Carolina1-25-18*
3P Made	-	
3P Att.	-	
FT Made	-	
FT Att.	-	
Off. Rebounds	-	
Def. Rebounds	-	
Rebounds	-	
Assists	-	
Blocks	-	
Steals	-	
Minutes	3at No. 11 MU 1-21-18*	

### SEASON HIGHS

Points	-	
FG Made	-	
FG Att.	1	at S Carolina1-25-18*
3P Made	-	
3P Att.	-	
FT Made	-	
FT Att.	-	
Off. Rebounds	-	
Def. Rebounds	-	
Rebounds	-	
Assists	-	
Blocks	-	
Steals	-	
Minutes	3	at No. 11 MU 1-21-18*
*Most Recent		

## 2017-18 GAME-BY-GAME STATS

Opponent	Date	gs	min	Total		3-Pointers		Free throws		Rebounds				pf	a	t/o	blk	stl	pts	avg
				fg	fga	pct	3fg	fga	pct	ft	fta	pct	off							
GRAMBLING	12/28/17	dnp	-	-	-	-	-	-	-	-	-	-	-	-	-	-	-	-	-	
OLE MISS	12/31/17	dnp	-	-	-	-	-	-	-	-	-	-	-	-	-	-	-	-	-	
at #5/3 Mississippi State	01/04/18	3	0-1	.000	0-0	.000	0-0	.000	0	0	0	0.0	1	0	0	0	0	0	0.0	
ALABAMA	01/07/18	dnp	-	-	-	-	-	-	-	-	-	-	-	-	-	-	-	-	-	
at Georgia	1/11/18	dnp	-	-	-	-	-	-	-	-	-	-	-	-	-	-	-	-	-	
at Auburn	01/14/18	dnp	-	-	-	-	-	-	-	-	-	-	-	-	-	-	-	-	-	
FLORIDA	01/18/18	dnp	-	-	-	-	-	-	-	-	-	-	-	-	-	-	-	-	-	
at No. 11 Mizzou	01/21/18	3	0-1	.000	0-0	.000	0-0	.000	0	0	0	0.0	0	0	0	0	0	0	0.0	
at #9/7 South Carolina	01/25/18	2	0-1	.000	0-0	.000	0-0	.000	0	0	0	0.0	0	0	1	0	0	0	0.0	
KENTUCKY	01/29/18	dnp	-	-	-	-	-	-	-	-	-	-	-	-	-	-	-	-	-	
Totals		0	8	0-3	.000	0-0	.000	0-0	.000	0	0	0	0.0	1	0	1	0	0	0.0	

Games played: 3  
Minutes/game: 2.7  
FG Pct: 0.0

Turnovers/game: 0.3

## NOTES

- » University of Arkansas Athletic Department Academic Champion (4.0): Fall, 2017
- » Joined the team as a walk-on for the spring semester.
- » Pace the Blue Dragons went 35-2, shared the Jayhawk Conference championship and won the Region VI championship to qualify for the NJCAA Tournament

## CAREER STATS

Year	GP-GS	Min	Avg	Total			3-Point			F-Throw			Rebounds				PF	FO	Ast	TO	Blk	Stl	Pts	Avg
				FG	Fga	Pct	FG	Fga	Pct	FT	FTA	Pct	Off	Def	Tot	Avg								
2017-18	3-0	8	2.7	0	3	.000	0	0	.000	0	0	.000	0	0	0	0.0	1	0	0	1	0	0	0	0.0
TOTAL	3-0	8	2.7	0	3	.000	0	0	.000	0	0	.000	0	0	0	0.0	1	0	0	1	0	0	0	0.0



13

**GRAYCE SPANGLER**Freshman | 5-11 | Guard | Fayetteville, Ark.  
Fayetteville HS**CAREER HIGHS**

Points	4	#5 Miss St.	1-4-18
FG Made	2	#5 Miss St.	1-4-18
FG Att.	3	#5 Miss St.	1-4-18
3P Made	-		
3P Att.	2	ACU	11-29-17
FT Made	3	UTA	12-17-17
FT Att.	3	UTA	12-17-17
Off. Rebounds	1	#5 Miss St.	1-4-18
Def. Rebounds	1	at ASU	12-21-17*
Rebounds	1	UTA	12-17-17
Assists	-		
Blocks	-		
Steals	1	at S Carolina	1-25-18
Minutes	9	at S Carolina	1-25-18

**SEASON HIGHS**

Points	4	#5 Miss St.	1-4-18
FG Made	2	#5 Miss St.	1-4-18
FG Att.	3	#5 Miss St.	1-4-18
3P Made	-		
3P Att.	2	ACU	11-29-17
FT Made	3	UTA	12-17-17
FT Att.	3	UTA	12-17-17
Off. Rebounds	1	#5 Miss St.	1-4-18
Def. Rebounds	1	at ASU	12-21-17*
Rebounds	1	UTA	12-17-17
Assists	-		
Blocks	-		
Steals	1	at S Carolina	1-25-18
Minutes	9	at S Carolina	1-25-18

\*Most Recent

**2017-18 GAME-BY-GAME STATS**

Opponent	Date	gs	min	Total		3-Pointers		Free throws		Rebounds				pf	a	t/o	blk	stl	pts	avg
				fg-fga	pct	3fg-fga	pct	ft-fa	pct	off	def	tot	avg							
SHSU	11/10/17	4		0-1	.000	0-0	.000	0-2	.000	0	0	0	0.0	0	0	0	0	0	0	0.0
SAMFORD	11/12/17	2		0-1	.000	0-1	.000	0-0	.000	0	1	1	0.5	0	0	0	0	0	0	0.0
at Nebraska	11/16/17	dnp		-	-	-	-	-	-	-	-	-	-	-	-	-	-	-	-	-
at Oral Roberts	11/20/17	dnp		-	-	-	-	-	-	-	-	-	-	-	-	-	-	-	-	-
at UTEP	11/24/17	5		0-0	.000	0-0	.000	0-0	.000	0	0	0	0.3	2	0	0	0	0	0	0.0
vs NM State	11/25/17	dnp		-	-	-	-	-	-	-	-	-	-	-	-	-	-	-	-	-
ACU	11/29/17	6		0-2	.000	0-2	.000	0-0	.000	0	0	0	0.3	0	0	1	0	0	0	0.0
at Kansas	12/03/17	1		0-0	.000	0-0	.000	0-0	.000	0	0	0	0.2	0	0	0	0	0	0	0.0
CHARLOTTE	12/07/17	dnp		-	-	-	-	-	-	-	-	-	-	-	-	-	-	-	-	-
TULSA	12/10/17	2		0-0	.000	0-0	.000	0-0	.000	0	1	1	0.3	0	0	0	0	0	0	0.0
UT-ARLINGTON	12/17/17	3		0-1	.000	0-0	.000	3-3	1.000	0	1	1	0.4	1	0	1	0	0	3	0.4
at Arizona State	12/21/17	7		0-1	.000	0-0	.000	0-0	.000	0	1	1	0.5	2	0	0	0	0	0	0.4
GRAMBLING	12/28/17	3		0-2	.000	0-1	.000	0-0	.000	0	0	0	0.4	0	0	0	0	0	0	0.3
OLE MISS	12/31/17	dnp		-	-	-	-	-	-	-	-	-	-	-	-	-	-	-	-	-
at #5/3 Mississippi State	01/04/18	3		2-3	.667	0-1	.000	0-1	.000	1	0	1	0.5	1	0	2	0	0	4	0.7
ALABAMA	01/07/18	0		0-0	.000	0-0	.000	0-0	.000	0	0	0	0.5	0	0	0	0	0	0	0.6
at Georgia	1/11/18	dnp		-	-	-	-	-	-	-	-	-	-	-	-	-	-	-	-	-
at Auburn	01/14/18	dnp		-	-	-	-	-	-	-	-	-	-	-	-	-	-	-	-	-
FLORIDA	01/18/18	dnp		-	-	-	-	-	-	-	-	-	-	-	-	-	-	-	-	-
at No. 11 Mizzou	01/21/18	5		0-2	.000	0-1	.000	0-0	.000	0	0	0	0.4	1	0	0	0	0	0	0.6
at #9/7 South Carolina	01/25/18	9		0-1	.000	0-0	.000	0-0	.000	0	0	0	0.4	3	0	1	0	1	0	0.5
KENTUCKY	01/29/18	dnp		-	-	-	-	-	-	-	-	-	-	-	-	-	-	-	-	-
Totals		0	50	2-14	.143	0-6	.000	3-6	.500	1	4	5	0.4	10	0	5	0	1	7	0.5

Games played: 13  
Minutes/game: 3.8  
Points/game: 0.5  
FG Pct: 14.3  
3FG Pct: 0.0  
FT Pct: 50.0Rebounds/game: 0.4  
Turnovers/game: 0.4  
Steals/game: 0.1**NOTES**

- » Father Shannon lettered as a linebacker (1989) and mother, Stacy, was a member of the Pom Squad at Arkansas.
- » Scored her first points as a Razorback going 3-for-3 from the line in a win over UTA.
- » **University of Arkansas Athletic Department Academic Athletic Director's List:** Fall, 2017

**CAREER STATS**

Year	GP-GS	Min	Avg	Total			3-Point			F-Throw			Rebounds				PF	FO	Ast	TO	Blk	Stl	Pts	Avg
				FG	FGA	Pct	FG	FGA	Pct	FT	FTA	Pct	Off	Def	Tot	Avg								
2017-18	13-0	50	3.8	2	14	.143	0	6	.000	3	6	.500	1	4	5	0.4	10	0	0	5	0	1	7	0.5
TOTAL	13-0	50	3.8	2	14	.143	0	6	.000	3	6	.500	1	4	5	0.4	10	0	0	5	0	1	7	0.5



14

**JAILY N MASON**  
Sophomore | 5-9 | Guard | Mason, Ohio  
William Mason HS

### CAREER HIGHS

Points	19	ORU	12-21-16
FGM	9	ORU	12-21-16
FGA	15	Alabama	1-7-18*
3PM	3	Kentucky	1-29-18*
3PA	7	Alabama	1-7-18*
FTM	3	NMSU	11-25-17*
FTA	7	NMSU	11-25-17
OREB	4	Texas Tech	12-3-16
DREB	7	Grambling	12-18-17*
REB	9	Texas Tech	12-3-16
AST	11	HBU	12-28-16
BLK	3	SHSU	11-10-17
STL	4	Nebraska	11-16-17*
MIN	40	ORU	12-21-16

### SEASON HIGHS

Points	15	at Auburn	1-14-18*
FG Made	7	#5 Miss St.	1-4-18*
FG Att.	15	Alabama	1-7-18
3P Made	3	Kentucky	1-29-18*
3P Att.	7	Alabama	1-7-18*
FT Made	2	Kentucky	1-29-18*
FT Att.	2	Kentucky	1-29-18*
Off. Rebounds	3	NMSU	11-25-17
Def. Rebounds	7	Grambling	12-18-17*
Rebounds	7	Grambling	12-18-17*
Assists	8	ACU	11-29-17
Blocks	3	SHSU	11-10-17
Steals	4	Nebraska	11-16-17
Minutes	40	Florida	1-18-18

\*Most Recent

## 2017-18 GAME-BY-GAME STATS

Opponent	Date	gs	min	Total		3-Pointers		Free throws		Rebounds				pf	a	t/o	blk	stl	pts	avg	
				fg-fga	pct	3fg-fga	pct	ft-fa	pct	off	def	tot	avg								
SHSU	11/10/17	*	25	3-10	.300	2-4	.500	0-0	.000	0	5	5	5.0	0	4	1	3	1	8	8.0	
SAMFORD	11/12/17	*	35	5-11	.455	2-5	.400	0-2	.000	0	1	1	3.0	2	2	1	0	2	12	10.0	
at Nebraska	11/16/17	*	30	4-12	.333	0-2	.000	0-1	.000	0	5	5	3.7	3	2	4	0	4	8	9.3	
at Oral Roberts	11/20/17	*	32	3-9	.333	0-0	.000	0-0	.000	1	1	2	3.3	1	1	1	0	0	6	8.5	
at UTEP	11/24/17	*	24	3-9	.333	2-6	.333	0-0	.000	1	3	4	3.4	1	2	0	0	1	8	8.4	
vs NM State	11/25/17	*	28	1-8	.125	1-4	.250	0-0	.000	3	3	6	3.8	3	2	1	1	2	3	7.5	
ACU	11/29/17	*	34	5-13	.385	3-7	.429	0-0	.000	0	7	7	4.3	1	8	3	1	2	13	8.3	
at Kansas	12/03/17	*	33	4-9	.444	2-5	.400	0-0	.000	0	2	2	4.0	5	1	2	0	2	10	8.5	
CHARLOTTE	12/07/17	*	30	4-10	.400	2-6	.333	2-2	1.000	0	4	4	4.0	2	4	1	1	1	12	8.9	
TULSA	12/10/17	*	30	5-11	.455	1-4	.250	0-0	.000	0	5	5	4.1	0	6	0	0	0	11	9.1	
UT-ARLINGTON	12/17/17	*	33	7-11	.636	1-4	.250	0-0	.000	0	4	4	4.1	1	7	3	0	3	15	9.6	
at Arizona State	12/21/17	*	31	3-7	.429	0-1	.000	0-0	.000	0	4	4	4.1	0	1	5	1	0	6	9.3	
GRAMBLING	12/28/17	*	27	3-11	.273	2-4	.500	0-0	.000	0	7	7	4.3	2	1	1	0	1	8	9.2	
OLE MISS	12/31/17	*	33	5-11	.455	3-4	.750	0-0	.000	0	2	2	4.1	3	4	1	1	1	13	9.5	
at #5/3 Mississippi State	01/04/18	*	35	7-11	.636	1-1	1.000	0-0	.000	1	2	3	4.1	0	4	2	1	0	15	9.9	
ALABAMA	01/07/18	*	37	5-15	.333	2-7	.286	0-0	.000	2	4	6	4.2	4	0	4	2	3	12	10.0	
at Georgia	1/11/18	*	36	5-10	.500	1-2	.500	4-4	1.000	0	5	5	4.2	4	1	5	0	5	15	10.3	
at Auburn	01/14/18	*	38	6-12	.500	3-6	.500	0-0	.000	0	2	2	4.1	1	5	6	0	0	15	10.6	
FLORIDA	01/18/18	*	40	2-12	.167	1-6	.167	0-0	.000	0	6	6	4.2	2	1	1	0	1	5	10.3	
at No. 11 Mizzou	01/21/18	*	31	6-11	.545	2-3	.667	0-0	.000	1	2	3	4.2	2	1	3	0	0	14	10.5	
at #9/7 South Carolina	01/25/18	*	32	5-12	.417	0-2	.000	0-0	.000	1	1	2	4.0	2	1	0	1	0	10	10.4	
KENTUCKY	01/29/18	*	34	4-10	.400	3-6	.500	2-2	1.000	1	2	3	4.0	1	3	1	0	0	13	10.5	
Totals			22	708	95-235	.404	34-89	.382	8-11	.727	11	77	88	4.0	40	61	46	12	29	232	10.5

Games played: 22  
Minutes/game: 32.2  
Points/game: 10.5  
FG Pct: 40.4  
3FG Pct: 38.2  
FT Pct: 72.7

Rebounds/game: 4.0  
Assists/game: 2.8  
Turnovers/game: 2.1  
Assist/turnover ratio: 1.3  
Steals/game: 1.3  
Blocks/game: 0.5

## NOTES

- » Has a large Jordan shoe collection.
- » Would like to be a sports photographer.
- » At least one defensive rebound in each game this season.
- » Set season-best marks for field goals, field goals attempted, 3-point field goals and 3-point field goals attempted as well as for rebounds and assists against Abilene Christian.
- » Fourteen games this year with double-figure scoring.
- » Season-best 15 points with seven made baskets against UTA. Tied that against No. 5/3 Mississippi State and again at Auburn.

## CAREER STATS

Year	GP-GS	Min	Avg	Total			3-Point			F-Throw			Rebounds				PF	FO	Ast	TO	Blk	Stl	Pts	Avg
				FG	FGA	Pct	FG	FGA	Pct	FT	FTA	Pct	Off	Def	Tot	Avg								
2016-17	30-30	894	29.8	100	256	.391	19	53	.358	7	11	.636	21	96	117	3.9	72	2	93	56	8	31	226	7.5
2017-18	22-22	708	32.2	95	235	.404	34	89	.382	8	11	.727	11	77	88	4.0	40	1	61	46	12	29	232	10.5
TOTAL	52-52	1602	30.8	195	491	.397	53	142	.373	15	22	.682	32	173	205	3.9	112	3	154	102	20	60	458	8.8



**20 SYDNEY STOUT**  
 Sophomore | 6-0 | Forward | Bixby, Okla.  
 Bixby HS

### CAREER HIGHS

Points	8	HBU	12-28-16
FGM	3	HBU	12-28-16
FGA	5	HBU	12-28-16
3PM	2	HBU	12-28-16
3PA	4	HBU	12-28-16
FTM	2	Texas A&M	1-12-17
FTA	4	Texas A&M	1-12-17
OREB	1	SHSU	11-10-17*
DREB	6	HBU	12-28-16
REB	6	HBU	12-28-16
AST	1	at S Carolina	1-25-18*
BLK	1	ULM	11-13-16
STL	2	at S Carolina	1-25-18
MIN	15	HBU	12-28-16

### SEASON HIGHS

Points	4	UTA	12-17-17
FG Made	1	UTA	12-17-17
FG Att.	2	ACU	11-29-17
3P Made	1	UTA	12-17-17
3P Att.	1	Kentucky	1-29-18*
FT Made	1	UTA	12-17-17*
FT Att.	2	UTA	12-17-17
Off. Rebounds	1	UTA	12-17-17*
Def. Rebounds	1	Grambling	12-18-17*
Rebounds	2	UTA	12-17-17
Assists	1	at S Carolina	1-25-18*
Blocks	-		
Steals	2	at S Carolina	1-25-18
Minutes	9	at S Carolina	1-25-18

\*Most Recent

## 2017-18 GAME-BY-GAME STATS

Opponent	Date	gs	min	Total		3-Pointers		Free throws		Rebounds			pf	a	t/o	blk	stl	pts	avg	
				fg-fga	pct	3fg-fga	pct	ft-fa	pct	off	def	tot	avg							
SHSU	11/10/17	6		0-1	.000	0-0	.000	1-2	.500	1	0	1	1.0	1	0	1	0	1	1.0	
SAMFORD	11/12/17	2		0-0	.000	0-0	.000	1-2	.500	0	1	1	1.0	0	0	0	0	1	1.0	
at Nebraska	11/16/17	dnp		-	-	-	-	-	-	-	-	-	-	-	-	-	-	-	-	
at Oral Roberts	11/20/17	dnp		-	-	-	-	-	-	-	-	-	-	-	-	-	-	-	-	
at UTEP	11/24/17	6		0-0	.000	0-0	.000	0-0	.000	0	0	0	0.7	0	0	0	0	0	0.7	
vs NM State	11/25/17	dnp		-	-	-	-	-	-	-	-	-	-	-	-	-	-	-	-	
ACU	11/29/17	3		0-2	.000	0-1	.000	0-0	.000	1	0	1	0.8	0	0	0	0	0	0.5	
at Kansas	12/03/17	dnp		-	-	-	-	-	-	-	-	-	-	-	-	-	-	-	-	
CHARLOTTE	12/07/17	dnp		-	-	-	-	-	-	-	-	-	-	-	-	-	-	-	-	
TULSA	12/10/17	3		0-0	.000	0-0	.000	0-0	.000	0	1	1	0.8	0	0	0	0	0	0.4	
UT-ARLINGTON	12/17/17	6		1-1	1.000	1-1	1.000	1-2	.500	1	1	2	1.0	0	0	0	0	4	1.0	
at Arizona State	12/21/17	5		0-0	.000	0-0	.000	0-0	.000	0	0	0	0.9	0	0	0	0	0	0.9	
GRAMBLING	12/28/17	5		0-2	.000	0-1	.000	0-0	.000	0	1	1	0.9	0	1	0	0	0	0.8	
OLE MISS	12/31/17	dnp		-	-	-	-	-	-	-	-	-	-	-	-	-	-	-	-	
at #5/3 Mississippi State	01/04/18	4		0-0	.000	0-0	.000	0-0	.000	0	0	0	0.8	0	0	0	0	0	0.7	
ALABAMA	01/07/18	dnp		-	-	-	-	-	-	-	-	-	-	-	-	-	-	-	-	
at Georgia	1/11/18	dnp		-	-	-	-	-	-	-	-	-	-	-	-	-	-	-	-	
at Auburn	01/14/18	dnp		-	-	-	-	-	-	-	-	-	-	-	-	-	-	-	-	
FLORIDA	01/18/18	dnp		-	-	-	-	-	-	-	-	-	-	-	-	-	-	-	-	
at No. 11 Mizzou	01/21/18	5		0-0	.000	0-0	.000	0-0	.000	0	1	1	0.8	0	0	0	0	0	0.6	
at #9/7 South Carolina	01/25/18	9		0-0	.000	0-0	.000	0-0	.000	0	0	0	0.7	2	1	1	0	2	0.5	
KENTUCKY	01/29/18	6		0-1	.000	0-1	.000	0-0	.000	0	0	0	0.7	0	0	0	0	0	0.5	
Totals		0	60	1-7	.143	1-4	.250	3-6	.500	3	5	8	0.7	3	2	2	0	2	6	0.5

Games played: 12  
 Minutes/game: 5.0  
 Points/game: 0.5  
 FG Pct: 14.3  
 3FG Pct: 25.0  
 FT Pct: 50.0

Rebounds/game: 0.7  
 Assists/game: 0.2  
 Turnovers/game: 0.2  
 Assist/turnover ratio: 1.0  
 Steals/game: 0.2

## NOTES

- » SEC First-Year Academic Honor Roll (2016-17).
- » University of Arkansas Athletic Department Academic Champion (4.0): Fall, 2017

## CAREER STATS

Year	GP-GS	Min	Avg	Total FG	FGA	Pct	3-Point FG	FGA	Pct	F-Throw FT	FTA	Pct	Rebounds Off	Def	Tot	Avg	PF	FO	Ast	TO	Blk	Stl	Pts	Avg
2016-17	15-0	72	4.8	5	14	.357	4	12	.333	2	4	.500	2	9	11	0.7	15	0	1	2	1	0	16	1.1
2017-18	12-0	60	5.0	1	7	.143	1	4	.250	3	6	.500	3	5	8	0.7	3	0	2	2	0	2	6	0.5
TOTAL	27-0	132	4.9	6	21	.286	5	16	.313	5	10	.500	5	14	19	0.7	18	0	3	4	1	2	22	0.8





21

**DEVIN COSPER**Grad | 5-10 | Guard | Coffeyville, Kansas  
Coffeyville CC | Field Kindley HS**CAREER HIGHS**

Points	25	Charlotte	12-6-17
FG Made	9	Charlotte	12-6-17
FGA	25	Nebraska	11-16-17
3PM	6	UTEP	11-24-17
3PA	16	Nebraska	11-16-17
FTM	12	Alabama	1-7-18
FTA	12	Alabama	1-7-18
OREB	3	Charlotte	12-6-17
DREB	13	Alabama	1-7-18
REB	14	Charlotte	12-6-17*
AST	6	ORU	12-21-16
BLK	3	MVSU	12-28-15
STL	4	Ole Miss	12-31-17*
MIN	40	Charlotte	12-6-17
	42	Auburn	1-24-16 OT

**SEASON HIGHS**

Points	25	Charlotte	12-6-17
FG Made	9	Charlotte	12-6-17
FG Att.	25	Nebraska	11-16-17
3P Made	6	UTEP	11-24-17
3P Att.	16	Nebraska	11-16-17
FT Made	12	Alabama	1-7-18
FT Att.	12	Alabama	1-7-18
Off. Rebounds	3	Charlotte	12-6-17
Def. Rebounds	13	Alabama	1-7-18
Rebounds	14	Charlotte	12-6-17
Assists	4	Alabama	1-7-18*
Blocks	2	Tulsa	12-10-17*
Steals	4	Ole Miss	12-31-17
Minutes	40	Charlotte	12-6-17

\*Most Recent

**2017-18 GAME-BY-GAME STATS**

Opponent	Date	gs	min	Total		3-Pointers		Free throws		Rebounds				pf	a	t/o	blk	stl	pts	avg	
				fg-fga	pct	3fg-fga	pct	ft-fa	pct	off	def	tot	avg								
SHSU	11/10/17	*	31	6-13	.462	4-11	.364	1-2	.500	2	10	12	12.0	3	2	4	1	1	17	17.0	
SAMFORD	11/12/17	*	29	5-12	.417	3-10	.300	5-5	1.000	0	5	5	8.5	2	2	1	0	1	18	17.5	
at Nebraska	11/16/17	*	34	8-25	.320	5-16	.313	0-0	.000	1	3	4	7.0	2	0	4	2	2	21	18.7	
at Oral Roberts	11/20/17	*	38	8-19	.421	3-10	.300	2-2	1.000	0	10	10	7.8	2	1	0	0	2	21	19.3	
at UTEP	11/24/17	*	31	8-17	.471	6-13	.462	0-2	.000	1	4	5	7.2	2	0	1	0	4	22	19.8	
vs NM State	11/25/17	*	39	6-17	.353	2-9	.222	3-4	.750	2	9	11	7.8	2	4	2	1	2	17	19.3	
ACU	11/29/17	*	21	4-10	.400	2-5	.400	1-2	.500	0	3	3	7.1	4	1	3	1	2	11	18.1	
at Kansas	12/03/17	*	39	5-23	.217	1-11	.091	6-8	.750	1	2	3	6.6	3	0	2	1	1	17	18.0	
CHARLOTTE	12/07/17	*	40	9-23	.391	2-7	.286	5-6	.833	3	11	14	7.4	2	2	3	0	1	25	18.8	
TULSA	12/10/17	*	29	5-16	.313	1-9	.111	0-0	.000	2	9	11	7.8	3	0	3	2	0	11	18.0	
UT-ARLINGTON	12/17/17	*	22	3-8	.375	2-6	.333	0-0	.000	0	1	1	7.2	3	1	2	0	2	8	17.1	
at Arizona State	12/21/17	*	27	3-13	.231	2-5	.400	0-0	.000	0	1	1	6.7	2	1	2	0	0	8	16.3	
GRAMBLING	12/28/17	*	34	6-15	.400	4-7	.571	0-2	.000	0	4	4	6.5	2	3	2	0	0	16	16.3	
OLE MISS	12/31/17	*	39	7-15	.467	2-5	.400	2-3	.667	1	10	11	6.8	3	1	6	1	4	18	16.4	
at #5/3 Mississippi State	01/04/18	*	32	5-13	.385	2-7	.286	1-2	.500	1	6	7	6.8	3	3	4	0	0	13	16.2	
ALABAMA	01/07/18	*	39	6-16	.375	0-5	.000	12-12	1.000	0	13	13	7.2	5	4	2	0	2	24	16.7	
at Georgia	1/11/18	*	39	4-13	.308	0-6	.000	0-0	.000	1	6	7	7.2	4	2	2	0	2	8	16.2	
at Auburn	01/14/18	*	8	0-4	.000	0-2	.000	0-0	.000	0	1	1	6.8	0	0	1	0	0	0	15.3	
FLORIDA	01/18/18	dnp	-	-	-	-	-	-	-	-	-	-	-	-	-	-	-	-	-	-	
at No. 11 Mizzou	01/21/18	dnp	-	-	-	-	-	-	-	-	-	-	-	-	-	-	-	-	-	-	
at #9/7 South Carolina	01/25/18	*	24	1-6	.167	1-4	.250	0-2	.000	0	1	1	6.5	0	2	0	0	0	3	14.6	
KENTUCKY	01/29/18	*	26	6-12	.500	3-6	.500	2-2	1.000	2	3	5	6.5	3	1	4	1	0	17	14.8	
Totals			20	621	105-290	.362	45-154	.292	40-54	.741	17	112	129	6.5	50	30	48	10	26	295	14.8

Games played: 20  
Minutes/game: 31.1  
Points/game: 14.8  
FG Pct: 36.2  
3FG Pct: 29.2  
FT Pct: 74.1Rebounds/game: 6.5  
Assists/game: 1.5  
Turnovers/game: 2.4  
Assist/turnover ratio: 0.6  
Steals/game: 1.3  
Blocks/game: 0.5**NOTES**

- » SEC First-Year Academic Honor Roll (2016).
- » SEC Academic Honor Roll (2016-17).
- » Graduated in May 2017 with degree in journalism. Currently pursuing her master's degree in sport administration.
- » Forty-five consecutive games played (snapped versus Florida, 1-18-18).
- » Nineteen consecutive games with a made 3-pointer. (snapped versus Alabama)
- » Thirty-one points with six 3-pointers in exhibition game.
- » Ten consecutive games in double figure scoring (snapped versus UTA).
- » Fifteen games with double-figure points.
- » Seven career double-doubles all this season.
- » At least one steal in 13-of-20 games this year.
- » Career-bests to 25 points and 14 rebounds against Charlotte.
- » Perfect from the free throw line four times (Samford [5-5]; ORU [2-2] Alabama [12-12]; Kentucky [2-2]).

**CAREER STATS**

Year	GP-GS	Min	Avg	Total			3-Point			F-Throw			Rebounds				PF	FO	Ast	TO	Blk	Stl	Pts	Avg
				FG	FGA	Pct	FG	FGA	Pct	FT	FTA	Pct	Off	Def	Tot	Avg								
2015-16	30-25	792	26.4	97	293	.331	25	104	.240	50	72	.694	16	83	99	3.3	57	0	42	74	5	34	269	9.0
2016-17	29-9	563	19.4	72	195	.369	23	75	.307	20	27	.741	7	58	65	2.2	43	2	45	40	6	28	187	6.4
2017-18	20-20	621	31.1	105	290	.362	45	154	.292	40	54	.741	17	112	129	6.5	50	1	30	48	10	26	295	14.8
TOTAL	79-54	1976	25.0	274	778	.352	93	333	.279	110	153	.719	40	253	293	3.7	150	3	117	162	21	88	751	9.5



22

## BAILEY ZIMMERMAN

Junior | 6-0 | Forward | St. Vincent, Arkansas  
Wonderview HS

### CAREER HIGHS

Points	14	Missouri	2-12-17
FGM	4	Missouri	2-12-17*
FGA	11	Missouri	2-12-17
3PM	3	at Auburn	1-14-18*
3PA	8	at Auburn	1-14-18
FTM	4	at Auburn	1-14-18*
FTA	6	at Auburn	1-14-18*
OREB	5	at Auburn	1-14-18
DREB	6	Alabama	1-15-17
REB	8	at Auburn	1-14-18
AST	3	Kentucky	1-29-18*
BLK	3	LSU	1-8-17*
STL	2	Kentucky	1-29-18*
MIN	35	at Auburn	1-14-18

### SEASON HIGHS

Points	13	at Auburn	1-14-18
FG Made	3	at Auburn	1-14-18*
FG Att.	10	UTA	12-17-17
3P Made	3	at Auburn	1-14-18*
3P Att.	8	at Auburn	1-14-18
FT Made	4	at Auburn	1-14-18
FT Att.	6	at Auburn	1-14-18
Off. Rebounds	5	at Auburn	1-14-18
Def. Rebounds	5	Tulsa	12-10-17
Rebounds	8	at Auburn	1-14-18
Assists	3	Kentucky	1-29-18
Blocks	2	Nebraska	11-16-17
Steals	2	Kentucky	1-29-18*
Minutes	35	at Auburn	1-14-18

\*Most Recent

## 2017-18 GAME-BY-GAME STATS

Opponent	Date	gs	min	Total		3-Pointers		Free throws		Rebounds				pf	a	t/o	blk	stl	pts	avg	
				fg-fga	pct	3fg-fga	pct	ft-fa	pct	off	def	tot	avg								
SHSU	11/10/17	*	27	1-7	.143	0-4	.000	0-0	.000	0	3	3	3.0	1	2	1	0	2	2	2.0	
SAMFORD	11/12/17	*	19	0-1	.000	0-1	.000	0-0	.000	0	0	0	1.5	3	0	0	0	0	0	1.0	
at Nebraska	11/16/17	*	24	0-2	.000	0-2	.000	1-2	.500	0	0	0	1.0	3	0	2	2	0	1	1.0	
at Oral Roberts	11/20/17	*	21	1-7	.143	0-3	.000	0-2	.000	1	3	4	1.8	3	1	0	1	0	2	1.3	
at UTEP	11/24/17	*	23	1-5	.200	0-3	.000	2-2	1.000	2	1	3	2.0	0	2	0	0	2	4	1.8	
vs NM State	11/25/17	*	24	0-1	.000	0-1	.000	1-2	.500	2	1	3	2.2	2	2	0	0	0	1	1.7	
ACU	11/29/17	*	25	1-4	.250	0-1	.000	1-2	.500	4	2	6	2.7	1	2	2	1	1	3	1.9	
at Kansas	12/03/17	*	24	0-1	.000	0-0	.000	0-0	.000	0	2	2	2.6	4	0	1	1	0	0	1.6	
CHARLOTTE	12/07/17	*	28	2-9	.222	1-6	.167	1-1	1.000	1	2	3	2.7	0	1	3	1	0	6	2.1	
TULSA	12/10/17	*	25	2-6	.333	0-3	.000	2-3	.667	2	5	7	3.1	0	1	0	0	0	6	2.5	
UT-ARLINGTON	12/17/17	*	20	2-10	.200	0-3	.000	2-2	1.000	2	1	3	3.1	2	0	1	0	0	6	2.8	
at Arizona State	12/21/17	*	24	1-3	.333	0-1	.000	0-0	.000	2	2	4	3.2	1	1	3	1	0	2	2.8	
GRAMBLING	12/28/17	*	11	0-2	.000	0-0	.000	0-0	.000	0	0	0	2.9	0	0	0	0	0	0	2.5	
OLE MISS	12/31/17	*	9	1-1	1.000	0-0	.000	0-0	.000	1	0	1	2.8	2	1	1	0	0	2	2.5	
at #5/3 Mississippi State	01/04/18	*	20	1-2	.500	0-1	.000	2-3	.667	0	3	3	2.8	3	0	1	0	0	4	2.6	
ALABAMA	01/07/18	*	13	0-1	.000	0-0	.000	0-0	.000	2	0	2	2.8	5	2	2	1	0	0	2.4	
at Georgia	11/11/18	*	27	3-5	.600	3-5	.600	2-4	.500	2	3	5	2.9	0	2	1	0	1	11	2.9	
at Auburn	01/14/18	*	35	3-8	.375	3-8	.375	4-6	.667	5	3	8	3.2	3	2	3	1	1	13	3.5	
FLORIDA	01/18/18	*	26	0-8	.000	0-7	.000	0-0	.000	1	2	3	3.2	1	1	1	0	1	0	3.3	
at No. 11 Mizzou	01/21/18	*	28	1-8	.125	0-4	.000	0-2	.000	2	1	3	3.2	4	2	2	0	0	2	3.3	
at #9/7 South Carolina	01/25/18	*	17	1-4	.250	0-3	.000	0-0	.000	2	0	2	3.1	2	1	2	0	0	2	3.2	
KENTUCKY	01/29/18	*	30	2-6	.333	2-4	.500	2-2	1.000	3	2	5	3.2	1	3	5	0	2	8	3.4	
Totals			22	500	23-101	.228	9-60	.150	20-33	.606	34	36	70	3.2	41	26	31	9	10	75	3.4

Games played: 22  
Minutes/game: 22.7  
Points/game: 3.4  
FG Pct: 22.8  
3FG Pct: 15.0  
FT Pct: 60.6

Rebounds/game: 3.2  
Assists/game: 1.2  
Turnovers/game: 1.4  
Assist/turnover ratio: 0.8  
Steals/game: 0.5  
Blocks/game: 0.4

## NOTES

- » SEC Academic Honor Roll (2016-17).
- » University of Arkansas Athletic Department Academic Athletic Director's List: Fall, 2017
- » Seventeen games with 20+ minutes.
- » Started 22 consecutive games this year and 23 in a row dating back to last season.
- » Career-bests for made made and attempted free throws (4-6), offensive rebounds (5), total rebounds (8) and minutes (35) at Auburn.

## CAREER STATS

Year	GP-GS	Min	Avg	Total			3-Point			F-Throw			Rebounds				PF	FO	Ast	TO	Blk	Stl	Pts	Avg
				FG	FGA	Pct	FG	FGA	Pct	FT	FTA	Pct	Off	Def	Tot	Avg								
2015-16	20-1	174	8.7	6	48	.125	4	33	.121	7	12	.583	12	9	21	1.1	9	0	4	15	2	4	23	1.2
2016-17	30-23	627	20.9	45	144	.313	24	84	.286	20	39	.513	35	80	115	3.8	46	0	28	37	10	19	134	4.5
2017-18	22-22	500	22.7	23	101	.228	9	60	.150	20	33	.606	34	36	70	3.2	41	1	26	31	9	10	75	3.4
TOTAL	72-46	1301	18.1	74	293	.253	37	177	.209	47	84	.560	81	125	206	2.9	96	1	58	83	21	33	232	3.2



24

**TAYLAH THOMAS**Freshman | 6-1 | Forward | Arlington, Texas  
Mansfield Timberview HS**CAREER HIGHS**

Points	13	Samford	11-12-17
FG Made	5	Samford	11-12-17
FG Att.	6	Samford	11-12-17
3P Made	1	Ole Miss	12-31-17*
3P Att.	1	at S. Car.	1-25-18*
FT Made	3	NMSU	11-25-17*
FT Att.	6	Samford	11-12-17
Off. Rebounds	6	Nebraska	11-16-17
Def. Rebounds	7	ORU	11-20-17 7
Rebounds	11	Nebraska	11-16-17
Assists	2	at Missouri	1-21-18
Blocks	2	Nebraska	11-16-17
Steals	2	ACU	11-29-17
Minutes	29	at Georgia	1-11-18

**SEASON HIGHS**

Points	13	Samford	11-12-17
FG Made	5	Samford	11-12-17
FG Att.	9	at Georgia	1-11-18
3P Made	1	Ole Miss	12-31-17*
3P Att.	1	at S. Carolina	1-25-18*
FT Made	3	NMSU	11-25-17*
FT Att.	6	Samford	11-12-17
Off. Rebounds	6	Nebraska	11-16-17
Def. Rebounds	7	ORU	11-20-17 7
Rebounds	11	Nebraska	11-16-17
Assists	2	at Missouri	1-21-18
Blocks	2	Nebraska	11-16-17
Steals	2	ACU	11-29-17
Minutes	29	at Georgia	1-11-18

\*Most Recent

**2017-18 GAME-BY-GAME STATS**

Opponent	Date	gs	min	Total		3-Pointers		Free throws		Rebounds				pf	a	t/o	blk	stl	pts	avg
				fg-fga	pct	3fg-fga	pct	ft-fa	pct	off	def	tot	avg							
SHSU	11/10/17	17		2-2	1.000	0-0	.000	0-0	.000	1	3	4	4.0	0	0	0	1	0	4	4.0
SAMFORD	11/12/17	21		5-6	.833	0-1	.000	3-6	.500	2	7	9	6.5	1	0	2	0	0	13	8.5
at Nebraska	11/16/17	20		1-4	.250	0-0	.000	3-4	.750	6	5	11	8.0	3	1	0	2	0	5	7.3
at Oral Roberts	11/20/17	23		0-3	.000	0-1	.000	2-2	1.000	2	7	9	8.3	2	0	0	1	0	2	6.0
at UTEP	11/24/17	16		0-2	.000	0-1	.000	1-2	.500	2	2	4	7.4	1	0	0	0	0	1	5.0
vs NM State	11/25/17	14		0-4	.000	0-0	.000	3-4	.750	3	4	7	7.3	1	0	1	0	0	3	4.7
ACU	11/29/17	20		2-7	.286	1-1	1.000	2-4	.500	3	4	7	7.3	2	0	0	0	2	7	5.0
at Kansas	12/03/17	9		0-1	.000	0-1	.000	0-0	.000	0	0	0	6.4	0	0	0	0	0	0	4.4
CHARLOTTE	12/07/17	4		0-0	.000	0-0	.000	0-0	.000	0	0	0	5.7	3	0	0	0	1	0	3.9
TULSA	12/10/17	19		1-3	.333	1-1	1.000	1-2	.500	4	3	7	5.8	1	0	0	0	1	4	3.9
UT-ARLINGTON	12/17/17	*	11	0-0	.000	0-0	.000	0-0	.000	2	2	4	5.6	5	0	1	0	0	0	3.5
at Arizona State	12/21/17	19		1-1	1.000	0-0	.000	0-0	.000	0	3	3	5.4	3	0	3	0	0	2	3.4
GRAMBLING	12/28/17	13		3-3	1.000	0-0	.000	2-2	1.000	0	2	2	5.2	2	1	2	0	1	8	3.8
OLE MISS	12/31/17	17		2-3	.667	1-1	1.000	1-2	.500	3	0	3	5.0	2	0	1	0	0	6	3.9
at #5/3 Mississippi State	01/04/18	17		2-2	1.000	0-0	.000	0-0	.000	1	5	6	5.1	2	0	0	0	0	4	3.9
ALABAMA	01/07/18	18		0-2	.000	0-0	.000	2-2	1.000	2	2	4	5.0	3	0	1	0	0	2	3.8
at Georgia	1/11/18	29		3-9	.333	0-1	.000	0-0	.000	3	5	8	5.2	2	1	3	0	0	6	3.9
at Auburn	01/14/18	13		2-3	.667	0-0	.000	0-0	.000	1	0	1	4.9	3	0	1	0	0	4	3.9
FLORIDA	01/18/18	21		1-4	.250	0-1	.000	0-0	.000	3	3	6	5.0	1	0	1	0	0	2	3.8
at No. 11 Mizzou	01/21/18	*	21	1-2	.500	0-0	.000	0-0	.000	0	3	3	4.9	2	2	0	0	0	2	3.8
at #9/7 South Carolina	01/25/18	24		1-6	.167	0-1	.000	0-0	.000	2	4	6	5.0	3	0	2	1	0	2	3.7
KENTUCKY	01/29/18	16		2-2	1.000	0-0	.000	0-0	.000	0	1	1	4.8	3	0	1	0	1	4	3.7
Totals		2	382	29-69	.420	3-10	.300	20-30	.667	40	65	105	4.8	45	5	19	5	6	81	3.7

Games played: 22  
Minutes/game: 17.4  
Points/game: 3.7  
FG Pct: 42.0  
3FG Pct: 30.0  
FT Pct: 66.7Rebounds/game: 4.8  
Assists/game: 0.2  
Turnovers/game: 0.9  
Assist/turnover ratio: 0.3  
Steals/game: 0.3  
Blocks/game: 0.2**NOTES**

- » University of Arkansas Athletic Department Academic Athletic Director's List: Fall, 2017
- » Played high school ball for former Razorback assistant coach Kit Kyle Martin.
- » Career-best 13 points against Samford - her first double figure scoring game as a Razorback.

**CAREER STATS**

Year	GP-GS	Min	Avg	Total			3-Point			F-Throw			Rebounds				PF	FO	Ast	TO	Blk	Stl	Pts	Avg
				FG	FGA	Pct	FG	FGA	Pct	FT	FTA	Pct	Off	Def	Tot	Avg								
2017-18	22-2	382	17.4	29	69	.420	3	10	.300	20	30	.667	40	65	105	4.8	45	1	5	19	5	6	81	3.7
TOTAL	22-2	382	17.4	29	69	.420	3	10	.300	20	30	.667	40	65	105	4.8	45	1	5	19	5	6	81	3.7



**30 MACY WEAVER**  
Freshman | 6-3 | F | Davis Junction, Illinois  
Stillman Valley HS

### CAREER HIGHS

Points	3	Grambling	12-18-17
FG Made	1	Grambling	12-18-17*
FG Att.	2	Grambling	12-18-17
3P Made	-		
3P Att.	-		
FT Made	1	Kentucky	1-29-18*
FT Att.	2	Kentucky	1-29-18*
Off. Rebounds	2	Grambling	12-18-17*
Def. Rebounds	4	UTA	12-17-17
Rebounds	5	UTA	12-17-17
Assists	1	UTEP	11-24-17
Blocks	4	UTEP	11-24-17
Steals	1	UTEP	11-24-17
Minutes	19	UTEP	11-24-17

### SEASON HIGHS

Points	3	Grambling	12-18-17
FG Made	1	Grambling	12-18-17*
FG Att.	2	Grambling	12-18-17
3P Made	-		
3P Att.	-		
FT Made	1	Kentucky	1-29-18*
FT Att.	2	Kentucky	1-29-18*
Off. Rebounds	2	Grambling	12-18-17*
Def. Rebounds	4	UTA	12-17-17
Rebounds	5	UTA	12-17-17
Assists	1	UTEP	11-24-17
Blocks	4	UTEP	11-24-17
Steals	1	UTEP	11-24-17
Minutes	19	UTEP	11-24-17

\*Most Recent

## 2017-18 GAME-BY-GAME STATS

Opponent	Date	gs	min	Total		3-Pointers		Free throws		Rebounds				pf	a	t/o	blk	stl	pts	avg
				fg-fga	pct	3fg-fga	pct	ft-fa	pct	off	def	tot	avg							
SHSU	11/10/17	2		0-0	.000	0-0	.000	0-0	.000	0	0	0	0.0	0	0	0	0	0	0	0.0
SAMFORD	11/12/17	1		0-0	.000	0-0	.000	0-0	.000	0	0	0	0.0	0	0	0	0	0	0	0.0
at Nebraska	11/16/17	dnp		-	-	-	-	-	-	-	-	-	-	-	-	-	-	-	-	-
at Oral Roberts	11/20/17	dnp		-	-	-	-	-	-	-	-	-	-	-	-	-	-	-	-	-
at UTEP	11/24/17	19		1-1	1.000	0-0	.000	0-0	.000	2	1	3	1.0	3	1	0	4	1	2	0.7
vs NM State	11/25/17	dnp		-	-	-	-	-	-	-	-	-	-	-	-	-	-	-	-	-
ACU	11/29/17	3		0-1	.000	0-0	.000	0-0	.000	0	1	1	1.0	0	0	0	0	0	0	0.5
at Kansas	12/03/17	2		0-0	.000	0-0	.000	0-0	.000	0	0	0	0.8	0	0	0	1	0	0	0.4
CHARLOTTE	12/07/17	7		0-0	.000	0-0	.000	0-2	.000	2	0	2	1.0	3	0	1	0	0	0	0.3
TULSA	12/10/17	6		0-1	.000	0-0	.000	0-0	.000	0	1	1	1.0	1	0	0	1	0	0	0.3
UT-ARLINGTON	12/17/17	8		0-1	.000	0-0	.000	1-2	.500	1	4	5	1.5	3	0	1	1	0	1	0.4
at Arizona State	12/21/17	7		0-0	.000	0-0	.000	0-0	.000	0	1	1	1.4	2	0	0	0	0	0	0.3
GRAMBLING	12/28/17	5		1-2	.500	0-0	.000	1-1	1.000	2	1	3	1.6	1	0	0	0	0	3	0.6
OLE MISS	12/31/17	dnp		-	-	-	-	-	-	-	-	-	-	-	-	-	-	-	-	-
at #5/3 Mississippi State	01/04/18	3		0-0	.000	0-0	.000	0-0	.000	0	0	0	1.5	0	0	0	0	0	0	0.5
ALABAMA	01/07/18	dnp		-	-	-	-	-	-	-	-	-	-	-	-	-	-	-	-	-
at Georgia	1/11/18	4		0-0	.000	0-0	.000	1-2	.500	1	0	1	1.4	0	0	0	0	0	1	0.6
at Auburn	01/14/18	dnp		-	-	-	-	-	-	-	-	-	-	-	-	-	-	-	-	-
FLORIDA	01/18/18	2		0-1	.000	0-0	.000	0-0	.000	0	0	0	1.3	0	0	0	0	0	0	0.5
at No. 11 Mizzou	01/21/18	11		0-2	.000	0-0	.000	0-0	.000	1	2	3	1.4	3	0	0	1	0	0	0.5
at #9/7 South Carolina	01/25/18	11		3-4	.750	0-0	.000	1-3	.333	2	0	2	1.5	3	0	2	1	0	7	0.9
KENTUCKY	01/29/18	10		0-0	.000	0-0	.000	1-2	.500	1	0	1	1.4	4	0	1	0	0	1	0.9
Totals		0	101	5-13	.385	0-0	.000	5-12	.417	12	11	23	1.4	23	1	5	9	1	15	0.9

Games played: 16  
Minutes/game: 6.3  
Points/game: 0.9  
FG Pct: 38.5  
FT Pct: 41.7

Rebounds/game: 1.4  
Assists/game: 0.1  
Turnovers/game: 0.3  
Assist/turnover ratio: 0.2  
Steals/game: 0.1  
Blocks/game: 0.6

## NOTES

- » University of Arkansas Athletic Department Academic Athletic Director's List: Fall, 2017
- » First career game as a Razorback came against Sam Houston State in the opener.
- » Played 19 minutes with four blocks and solid defense at UTEP.

## CAREER STATS

Year	GP-GS	Min	Avg	Total			3-Point			F-Throw			Rebounds				PF	FO	Ast	TO	Blk	Stl	Pts	Avg
				FG	Fga	Pct	FG	Fga	Pct	FT	FTA	Pct	Off	Def	Tot	Avg								
2017-18	16-0	101	6.3	5	13	.385	0	0	.000	5	12	.417	12	11	23	1.4	23	0	1	5	9	1	15	0.9
TOTAL	16-0	101	6.3	5	13	.385	0	0	.000	5	12	.417	12	11	23	1.4	23	0	1	5	9	1	15	0.9





**0-A'Tyanna Gaulden**  
RSo | G | 5-7



**1-Raven Northcross-Baker**  
Jr | G | 5-7




**3-Malica Monk**  
Jr | G | 5-5



**4-Keiryn Swenson**  
Jr | G/F | 6-1



**10-Kiara Williams**  
So | F/C | 6-1



**12-Brenna McClure**  
RSo | G | 5-6



**13-Grayce Spangler**  
Fr | G | 5-11



**14-Jailyn Mason**  
So | G | 5-9



**20-Sydney Stout**  
So | F | 6-0



**21-Devin Cospers**  
Gr. | G | 5-10



**22-Bailey Zimmerman**  
Jr | G/F | 6-0



**24-Taylah Thomas**  
Fr | F | 6-1



**30-Macy Weaver**  
Fr | F | 6-3



**33-Chelsea Dungee**  
RSo | G | 5-11



**Mike Neighbors**  
Arkansas, 1993  
First Season



**Lacey Goldwire**  
Oklahoma State, 2010  
First Season



**Todd Schaefer**  
Thomas More College, 1995  
First Season



**Pauline Love**  
Southern Miss, 2010  
First Season



NOVEMBER 2, 2017

## NORTHEASTERN STATE

## ARKANSAS

Bud Walton Arena  
Fayetteville, Arkansas

Devin Cosper dropped in 31 points leading four players in double figures in exhibition action. It was the 14th-consecutive exhibition game win for Arkansas and the first under head coach Mike Neighbors.

74  
82

## Northeastern State Univ. 74

#	Player	Total	3-Ptr			Rebounds		PF		TP		A		To	Blk	Stl	Min
		FG	FGA	FT	FTA	Off	Def	Total									
24	Strange, Destiny	f	3-10	0-4	0-0	1	3	4	3	6	3	1	0	0	0	29	
22	Griffin, Miranda	g	6-11	5-9	0-2	1	4	5	2	17	3	0	0	0	0	27	
14	Hayes, Cenia	g	2-6	2-6	2-2	1	4	5	0	8	0	1	0	1	1	18	
21	Brooks, Tree	g	2-7	1-3	3-4	0	1	1	3	8	1	2	0	0	0	20	
23	Eldred, Bailee	g	2-7	1-1	2-2	2	6	8	3	7	3	2	0	0	0	20	
04	Hill, Alexis	g	1-2	1-2	0-2	0	0	0	3	3	1	0	0	0	0	19	
15	Cunningham, Cailey	g	0-2	0-1	0-0	2	0	2	0	0	1	0	0	0	0	7	
20	Long, Caitlyn	g	3-6	1-3	2-2	3	4	7	1	9	1	0	0	1	1	24	
32	Blevins, Lauryn	g	4-10	1-3	2-2	2	4	6	4	11	0	2	3	2	17		
33	Bertrand, Joi	g	0-4	0-0	2-2	1	2	2	2	0	4	1	1	0	1	12	
24	Hellyer, Morgan	g	1-3	1-3	0-0	1	0	1	1	3	0	3	0	0	0	7	
Team						1	4	5									
Totals			24-68	13-35	13-18	15	31	46	22	74	13	14	4	7	200		
1st - FG %:		5-10	27.0%	2nd - 8-17	47.1%	3rd - 4-14	28.6%	4th - 7-19	36.8%	Game: 24-68	35.3%	Deadball					
3FG %:		2-8	25.0%	8-11	72.7%	1-6	16.7%	4-10	40.0%	13-35	37.1%	Rebounds					
FT %:		2-2	100.0%	2-2	100.0%	4-6	66.7%	5-8	62.5%	13-18	72.2%	3,3					

## Arkansas 82

#	Player	Total		3-Ptr		Rebounds				PF	TP	A TO Blk Stl				Min
		FG-FGA	FT-FTA	FG-FGA	FT-FTA	Off	Def	Total	PF							
10	WILLIAMS, Kiara	f	2-3	0-0	1-2	4	2	6	3	5	0	0	1	0	13	
22	ZIMMERMAN, Bailey	f	0-7	0-4	0-0	2	2	4	2	0	1	2	0	30		
03	MONK, Malica	g	4-14	0-2	6-8	2	3	5	3	14	7	1	0	34		
14	MASON, Jaielyn	g	4-12	1-3	0-0	0	7	7	1	9	3	2	1	31		
21	COSPER, Devin	g	11-23	6-9	3-4	1	4	5	1	31	2	1	2	29		
01	NORTHCROSS-BAKER,	g	4-8	3-6	1-0	1	2	3	1	17	2	1	0	23		
04	SWENSON, Keiryn	g	0-2	0-0	0-0	1	2	3	2	0	2	0	0	9		
13	SPANGLER, Grayce	g	0-1	0-0	0-0	0	0	0	0	0	0	0	0	2		
20	STOUT, Sydney	g	0-0	0-0	0-0	0	0	0	0	0	0	0	0	2		
24	THOMAS, Taylah	g	3-4	0-1	0-1	3	5	8	1	6	0	0	0	24		
30	WEAVER, Macy	g	0-0	0-0	0-0	2	0	2	0	0	0	1	0	3		
Team						0	3	3								
Totals			28-74	10-25	16-25	16	30	46	14	82	16	9	3	12	200	
1st - FG %:		5-17	29.4%	2nd - 4-18	22.2%	3rd - 7-18	38.9%	4th - 12-21	57.1%	Game: 28-74		37.8%	Deadball			
3FG %:		3-8	37.5%	1-5	20.0%	1-4	25.0%	5-8	62.5%	10-25		40.0%	Rebounds			
FT %:		7-10	70.0%	6-8	75.0%	3-5	60.0%	0-2	0.0%	16-25		64.0%	5,1			

Officials: Brian Hall, Luis Gonzalez, Katie Lukanich  
Technical fouls: Northeastern State Univ.-None, Arkansas-None.  
Attendance: 1,200  
Estimated Actual Attendance: 816

Score by periods	1st	2nd	3rd	4th	Total
Northeastern State Univ.	14	24	13	23	74
Arkansas	20	15	18	29	82

Last FG - NESU 4th-00:35, AR 4th-01:01.  
Largest lead - NESU by 5 3rd-09:05, AR by 13 1st-03:09.  
NESU led for 09:13. AR led for 24:08. Game was tied for 06:39.

Points	In	Off	2nd	Fast
NESU	14	Paint	T/O	Chance
AR	30	14	9	12

Score tied - 9 times.  
Lead changed - 6 times.



NOVEMBER 12, 2017

## SAMFORD

## ARKANSAS

Bud Walton Arena  
Fayetteville, Arkansas

Career best points and rebounds for Malica Monk. Career best points for Taylah Thomas and Kiara Williams.

63  
84

## Samford 63 • 0-2

#	Player		Total		3-Ptr		Rebounds			PF	TP	A				Min
			FG-FGA	FG-FGA	FT-FTA	Off	Def	Tot	To			Bk	Stl			
32	Olivia Crozier	f	5-8	0-0	0-0	2	5	7	2	10	1	1	0	0	22	
35	Samantha Fitzgerald	f	2-9	0-1	2-2	1	5	7	4	6	1	1	0	1	31	
02	Hannah Nichols	g	6-13	3-7	2-2	1	5	6	2	17	1	1	1	0	32	
12	Charity Brown	g	2-6	1-3	2-4	1	5	6	4	7	4	2	0	1	28	
31	Cassidy Williams	g	3-9	1-5	0-0	0	1	1	1	7	1	1	0	0	24	
03	Shauntal Battle	g	2-2	0-0	1-2	1	1	2	4	5	1	2	0	1	16	
11	Paige Serup	g	1-3	0-2	2-2	0	2	2	2	4	0	0	0	0	18	
22	Raven Omar	g	0-1	0-1	0-0	0	0	0	2	0	3	1	0	0	6	
33	Makaila Woolard	g	2-8	1-3	2-2	0	0	0	2	7	2	2	0	0	18	
45	Natalie Armstrong	g	0-0	0-0	0-0	0	0	0	0	0	1	2	0	0	5	
Team						1	2	3								
Totals			23-59	6-22	11-14	8	26	34	23	63	17	13	1	3	200	

## Arkansas 84 • 2-0

#	Player	Total		3-Ptr		Rebounds			PF	TP	A TO Blk Stl				Min
		FG-FGA	FT-FTA	FG-FGA	FT-FTA	Off	Def	Tot							
10	WILLIAMS, Kiara	f	5-7	0-0	0-0	1	4	5	1	10	0	0	4	2	19
22	ZIMMERMAN, Bailey	f	0-1	0-1	0-0	0	0	0	3	0	0	0	0	19	
03	MONK, Malica	g	6-14	2-3	7-7	1	8	9	2	21	6	1	0	2	37
14	MASON, Jaielyn	g	5-11	2-5	0-2	0	1	1	2	12	2	1	0	2	35
21	COSPER, Devin	g	5-12	3-10	5-5	0	5	5	2	18	2	1	0	1	29
01	NORTHCROSS-BAKER,	g	0-2	0-2	0-0	0	1	1	0	6	1	0	0	0	22
04	SWENSON, Keiryn	g	3-5	3-4	0-0	0	0	0	3	9	1	0	0	0	13
13	SPANGLER, Grayce	g	0-1	0-1	0-0	0	1	1	0	0	0	0	0	0	2
20	STOUT, Sydney	g	0-0	0-0	1-2	0	1	1	0	0	0	0	0	0	2
24	THOMAS, Taylah	g	5-6	0-1	3-6	2	7	9	1	13	0	2	0	0	21
30	WEAVER, Macy	g	0-0	0-0	0-0	0	0	0	0	0	0	0	0	0	1
Team						1	2	3							
Totals			29-59	10-27	16-22	5	30	35	15	84	17	6	4	7	200

Officials: Scott Yarbrough, Laura Morris, Paulani Spurlock  
Technical fouls: Samford-None, Arkansas-None.  
Attendance: 1,739  
Estimated Actual Attendance: 1,107

Score by periods	1st	2nd	3rd	4th	Total
Samford	18	15	13	17	63
Arkansas	27	15	16	26	84

Last FG - SAM 4th-01:03, AR 4th-01:19.  
Largest lead - SAM None, AR by 24 4th-04:43.  
SAM led for 00:00. AR led for 39:37. Game was tied for 00:23.

Score tied - 1 time.  
Lead changed - 0 times.



NOVEMBER 10, 2017

## SAM HOUSTON STATE

## ARKANSAS

Bud Walton Arena  
Fayetteville, Arkansas

Elementary Day

Devin Cosper had his first Razorback double-double with 17 points and 12 rebounds in the come-from-behind win. Malica Monk's game-high 18 points ties the junior's career-best.

54  
65

## SHSU 54 • 0-1

#	Player	Total		3-Ptr		Rebounds			PF	TP	A TO Blk Stl				Min
		FG-FGA	FT-FTA	FG-FGA	FT-FTA	Off	Def	Tot			A	TO	Blk	Stl	
42	McKinney, Kiera	f	1-4	0-0	2-4	2	3	5	1	4	2	1	2	0	29
35	Cooper, Ashleigh	c	0-3	0-0	0-0	1	3	4	4	0	1	2	1	0	14
01	Oramas, Jennifer	g	4-12	1-5	2-2	0	6	6	1	11	4	3	0	0	34
20	Morgan, Akarian	g	2-8	2-6	0-0	1	5	6	3	6	2	2	0	1	31
24	Harrell, Rachel	g	2-6	2-6	0-0	0	1	1	0	6	0	1	0	0	20
00	Ferreira, Kevyn	g	2-8	0-4	0-0	1	2	3	0	4	0	2	0	0	15
14	Ballew, Jada	g	1-4	0-2	0-0	0	1	1	0	2	0	0	0	0	6
05	Maxwell, Dominique	g	4-10	2-4	0-2	3	4	7	2	10	1	1	0	0	20
15	Harston, Tia	g	0-0	0-0	0-0	0	0	0	0	0	0	0	0	0	1
22	Baxter, Lydia	g	3-7	0-0	3-3	5	3	8	1	9	0	1	1	2	20
20	Mickens, Anastacia	g	1-1	0-0	0-0	0	0	0	2	2	0	2	1	0	10
Team						2	2	4							
Totals			20-63	7-27	7-11	15	36	51	14	54	10	15	5	3	200
1st - FG %:		4-12	33.3%	2nd: 6-17	35.3%	3rd: 4-17	23.5%	4th: 6-17	35.3%	Game: 20-63	31.7%	Deadball			
3FG %:		1-4	25.0%	2-6	33.3%	1-9	11.1%	3-8	37.5%	7-27	25.9%				
FT %:		4-6	66.7%	1-1	100.0%	0-0	0.0%	2-4	50.0%	7-11	63.6%				
Arkansas 65 • 1-0															
Total		3-Ptr		Rebounds											





NOVEMBER 20, 2017

## ARKANSAS

### ORU

Mabee Arena  
Tulsa, Oklahoma

77  
66

Career-best 24 points for Malica Monk and career-best tying night with 21 points for Devin Cosper. Arkansas forced 14 ORU turnovers while only turning it over four times.

#### Arkansas 77 • 3-1

#	Player	Total			3-Ptr			Rebounds			PF	TP	A	TO	Blk	Stl	Min
		FG-FGA	FG-FGA	FT-FTA	Off	Def	Total										
10	WILLIAMS, Kiara	3-7	0-0	2-2	3	2	5	4	8	0	1	0	1	0	1	17	
22	ZIMMERMAN, Bailey	1-7	0-3	0-2	1	3	4	3	2	1	0	1	0	0	21		
03	MONK, Malica	9-16	1-3	5-6	0	3	3	1	24	4	1	0	1	0	1	32	
44	MASON, Jaielyn	3-9	0-0	0-0	1	1	2	1	6	1	1	0	0	0	32		
21	COSPER, Devin	8-19	3-10	2-2	0	10	10	2	21	1	0	0	2	38			
01	NORTHCROSS-BAKER,	3-6	1-4	1-2	0	1	1	3	8	1	0	0	0	22			
04	SWENSON, Keiryn	2-3	1-2	1-2	0	2	2	2	6	0	1	0	1	15			
24	THOMAS, Taylah	0-3	0-1	2-2	2	2	9	2	2	0	0	1	0	23			
Team		29-70			6-23			13-18			9 32 41			18 77 8			200
Totals		29-70			6-23			13-18			9 32 41			18 77 8			200
1st FG %:		9-19	47.4%	2nd: 7-19	36.8%	3rd: 7-19	36.8%	4th: 6-14	42.9%	Game: 29-70	41.4%	Deadball					
3FG %:		3-7	42.9%	2nd: 1-5	20.0%	3rd: 2-6	33.3%	4th: 0-3	0.0%	Game: 3-7	42.9%	Rebounds					
FT %:		5-6	83.3%	2nd: 0-2	0.0%	3rd: 0-0	0.0%	4th: 9-12	75.0%	Game: 12-18	66.7%	Rebounds					

#### Oral Roberts 66 • 1-3

#	Player	Total			3-Ptr			Rebounds			PF	TP	A	TO	Blk	Stl	Min
		FG-FGA	FG-FGA	FT-FTA	Off	Def	Total	Off	Def	Total							
5	Ihm, Faith	5-9	0-1	3-6	4	7	11	2	13	2	4	0	0	0	0	28	
44	Martinez, Maria	3-8	0-1	5-6	1	8	9	3	11	4	2	0	0	0	0	32	
13	Skalnik, Rachel	1-3	1-3	0-0	0	0	0	4	3	0	1	0	0	0	0	21	
32	Gavie, Sarah	4-12	4-12	0-0	0	5	5	1	12	3	2	0	0	0	0	33	
3	Lippe, Keri Jo	1-7	0-2	4-4	0	1	1	3	6	0	1	0	1	20			
02	Doyle, Jordan	0-0	0-0	0-0	0	0	0	1	0	0	1	0	0	0	0	1	
10	Mayberry, Maya	2-5	2-3	2-2	0	1	1	8	1	1	0	1	22				
20	Schumacher, Regan	0-1	0-0	0-0	0	1	1	0	0	0	0	0	0	2			
22	Gilbert, Jordan	1-4	0-0	0-0	1	4	5	4	2	1	2	0	0	20			
24	Brotons, Montserrat	5-9	0-0	1-1	1	3	4	1	11	1	0	0	0	21			
Team		0-4			0-4			0-4			0-4			0-4			20
Totals		22-58			7-22			15-19			7 34 41			20 66 12			200
1st FG %:		8-15	53.3%	2nd: 6-14	42.9%	3rd: 5-18	27.8%	4th: 3-13	23.1%	Game: 22-58	37.9%	Deadball					
3FG %:		2-4	50.0%	2nd: 3-8	37.5%	3rd: 1-7	14.3%	4th: 1-5	20.0%	Game: 2-10	20.0%	Rebounds					
FT %:		5-6	83.3%	2nd: 0-0	0.0%	3rd: 2-4	50.0%	4th: 10-10	100.0%	Game: 15-19	78.9%	Rebounds					

Officials: Greg Small, Nick Marshall, Michelle Kramer  
Technical fouls: Arkansas-None. Oral Roberts-None.  
Attendance: 2503

Score by periods	1st	2nd	3rd	4th	Total
Arkansas	25	15	16	21	77
Oral Roberts	21	15	13	17	66

Last FG - AR 4th-01:52, ORU 4th-00:29.  
Largest lead - AR by 14 4th-07:23, ORU by 6 1st-04:08.  
AR led for 30:59, ORU led for 08:32. Game was tied for 00:29.

Points	In	Off	2nd	Fast	Bench
Arkansas	32	15	0	10	10
ORU	28	15	0	2	21

Score tied - 1 time.  
Lead changed - 1 time.



NOVEMBER 25, 2017

## ARKANSAS

### NEW MEXICO STATE

Don Haskins Center  
El Paso, Texas

69  
60

Devin Cosper with her third double-double with 17 points and 11 rebounds. Malica Monk led all scorers with 22 points. Williams posted her first career double-double with 11 points and 11 rebounds.

#### Arkansas 69 • 4-2

#	Player	Total			3-Ptr			Rebounds			PF	TP	A	TO	Blk	Stl	Min
		FG-FGA	FG-FGA	FT-FTA	Off	Def	Total	Off	Def	Total							
10	WILLIAMS, Kiara	f	5-11	0-0	1-3	4	7	11	2	11	0	3	0	2	25		
03	MONK, Malica	r	9-17	1-4	3-7	3	4	7	0	22	2	5	1	4	38		
14	MASON, Jaielyn	r	1-8	1-4	0-0	3	3	6	3	3	2	1	1	28			
21	COSPER, Devin	r	6-17	2-9	3-4	2	9	11	2	17	4	2	1	39			
22	ZIMMERMAN, Bailey	g	0-1	0-1	1-2	2	1	3	2	1	2	0	0	24			
01	NORTHCROSS-BAKER,		2-7	1-4	2-4	1	1	2	4	7	0	2	0	2	18		
04	SWENSON, Keiryn		2-5	1-4	0-0	2	4	6	1	5	0	4	0	0	14		
24	THOMAS, Taylah		0-4	0-0	3-4	3	4	7	1	3	0	1	0	0	14		
Team			2-0			2-0			2-0			2-0			2-0		
Totals			25-70	6-26	13-24	22	33	55	15	69	10	18	3	12	200		
1st FG %: 4-19 21.1% 2nd: 4-14 28.6% 3rd: 9-18 50.0% 4th: 8-19 42.1% Game: 25-70 35.7% Deadball																	
3FG %: 1-7 14.3% 1-6 16.7% 3-7 42.9% 1-6 16.7% Game: 4-26 15.4% Rebound																	
FT %: 2-4 50.0% 3-3 100.0% 3-3 100.0% 5-14 35.7% Game: 13-24 54.2% Rebound																	

#### NM State 60 • 2-4

#	Player	Total			3-Ptr			Rebounds			PF	TP	A	TO	Blk	Stl	Min
		FG-FGA	FG-FGA	FT-FTA	Off	Def	Total	Off	Def	Total							
01	Cooper, Jasmine	1-8	0-0	2-2	2	3	5	2	4	2	2	0	1	21			
30	Pack, Gia	7-15	0-4	3-5	4	2	6	4	17	1	3	0	0	26			
02	Salas, Brooke	5-17	2-8	3-5	6	4	10	4	15	1	4	1	1	30			
12	Williams, Zaire	2-5	1-3	2-2	0	2	2	4	7	2	6	1	1	38			
21	Mills, Monique	2-6	1-2	0-0	0	2	2	1	5	2	0	0	5	33			
00	Wilmore, Pam	0-1	0-0	0-0	0	0	0	0	0	0	0	0	0	3			
03	Childress, Tonishia	0-2	0-1	0-0	0	3	3	1	0	1	1	0	1	14			
20	Mills, Dominique	2-4	0-0	0-0	1	3	4	2	4	0	1	0	1	16			
22	Atkinson, Kalei	0-0	0-0	0-0	0	0	0	0	0	0	0	0	0	4			
33	Toiolo, Jeneva	4-9	0-0	0-0	0	6	6	3	8	0	1	0	0	19			
Team		0-0			0-0			0-0			0-0			0-0			19
Totals		23-67			4-18			10-14			14 27 41			60 9 18			200
1st FG %:		8-21	38.1%	2nd: 4-15	26.7%	3rd: 6-16	37.5%	4th: 5-15	33.3%	Game: 23-67	34.3%	Deadball					
3FG %:		1-6	16.7%	2nd: 0-2	0.0%	3rd: 2-4	50.0%	4th: 1-6	16.7%	Game: 4-18	22.2%	Rebounds					
FT %:		0-2	0.0%	2nd: 0-0	0.0%	3rd: 1-2	50.0%	4th: 9-10	90.0%	Game: 10-14	71.4%	Rebounds					

Officials: Lisa Mattingly, Beverly Roberts, Tina Napier  
Technical fouls: Arkansas-None. NM State-None.  
Attendance: 250

Score by periods	1st	2nd	3rd	4th	Total
Arkansas	11	12	24	22	69
NM State	17	8	15	20	60

Last FG - AR 4th-00:16, NMSU 4th-00:51.  
Largest lead - AR by 11 3rd-03:45, NMSU by 7 1st-01:06.  
AR led for 19:50, NMSU led for 19:16. Game was tied for 00:54.

Points	In	Off	2nd	Fast	Bench
Arkansas	34	17	16	13	15
NMSU	30	20	17	8	12

Score tied - 2 times.  
Lead changed - 8 times.



NOVEMBER 24, 2017

## ARKANSAS

### UTEP

Don Haskins Center  
El Paso, Texas

61  
64

Arkansas started the game 0-for-15 in the first quarter and made a valiant comeback that fell short. Devin Cosper reached double figures in the third quarter and she and Malica Monk were in double figures for the fifth time.

#### Arkansas 61 • 3-2

		Total			3-Ptr			Rebounds			PF	TP	A	TO	Blk	Stl	Min
#	Player	FG	FGA	FG-FGA	FT	FTA	Off	Def	Total								
10	WILLIAMS, Kiara	0-2	0-0	1-2	1	0	1	3	1	0	1	8					
03	MONK, Malica	3-15	1-6	3-3	0	2	2	10	5	1	0	3	36				
14	MASON, Jaielyn	3-9	2-6	0-0	1	3	4	1	8	0	0	3	16				
21	COSPER, Devin	8-17	6-13	0-2	1	4	5	2	22	0	1	0	4	31			
22	ZIMMERMAN, Bailey	1-5	0-3	2-2	2	1	3	0	4	2	0	0	2	23			
01	NORTHCROSS-BAKER,	3-12	0-6	1-5	1	2	1	2	7	0	0	0	0	16			
13	WENSTON, Keiryn	2-0	0-0	0-0	0	0	0	0	2	0	0	0	0	5			
03	SPANGLER, Grayce	0-0	0-0	0-0	0	0	0	0	2	0	0	0	0	5			
20	STOUT, Sydney	0-0	0-0	0-0	0	0	0	0	0	0	0	0	0	6			
24	THOMAS,Taylah	0-2	0-1	1-2	0	2	1	1	1	0	0	0	0	16			
30	WEAVER, Macy	1-1	0-0	1-1	1	1	3	3	2	1	0	4	1	19			
	Team			0	1	1											
	Totals	21-70	11-41	8-14	12	25	27	15	61	13	4	4	14	20			



DECEMBER 3, 2017

ARKANSAS

KANSAS

Allen Fieldhouse  
Lawrence, Kansas

Devin Cosper and Malica Monk made it eight games in a row with double-figure scoring. Kiara Williams posted a career-best 16 rebounds. Second consecutive game in double-figures for Jaiilyn Mason.

60  
71

Arkansas 60 • 5-3

#	Player	Total			3-Ptr		Rebounds		PF	TP	A	TO	Blk	Stl	Min
		FG-FGA	FG-FGA	FT-FTA	Off	Def	Tot								
01	NORTHCROSS-BAKER, g	1-6	0-4	0-0	0	2	2	4	2	1	0	0	0	14	
03	MONK, Malica	8-20	1-3	4-4	3	4	7	4	21	5	3	0	0	32	
04	SWENSON, Keiryn	1-3	1-3	1-2	0	2	2	1	4	0	1	1	0	18	
10	WILLIAMS, Kiara	3-6	0-0	0-1	5	11	16	3	6	0	4	2	0	28	
13	SPANGLER, Grayce	0-0	0-0	0-0	0	0	0	0	0	0	0	0	0	1	
14	MASON, Jaiilyn	4-9	2-5	0-0	0	2	2	5	10	1	2	0	2	33	
21	COSPER, Devin	5-23	1-11	6-8	1	2	3	3	17	0	2	1	1	39	
22	ZIMMERMAN, Bailey	0-1	0-0	0-0	0	2	2	4	0	0	1	1	0	24	
24	THOMAS,Taylah	0-1	0-1	0-0	0	0	0	0	0	0	0	0	0	9	
30	WEAVER, Macy	0-0	0-0	0-0	0	0	0	0	0	0	0	1	0	2	
Team								4	2	6					
Totals		22-69	5-27	11-15	13	27	40	24	60	7	13	6	3	200	

Kansas 71 • 7-0

#	Player	FG-FGA	3-Ptr FG-FGA	FT-FTA	Rebounds		Off	Def	TP	PF	A	TO	Blk	Stl	Min
00	Lyons, Christalah	6-17	0-3	3-6	0	4	4	3	15	3	2	1	5	28	
02	Osorio, Brianna	2-6	0-2	4-4	0	8	8	2	8	2	7	1	1	33	
12	Wilson, Micaela	0-2	0-1	0-0	0	3	3	0	0	1	2	0	0	8	
14	Richardson, Austin	1-7	0-2	0-2	1	5	6	2	2	0	0	1	0	22	
22	Cheadle, Chayla	2-5	1-2	1-2	3	5	2	5	2	6	2	0	0	28	
23	Watts, Eboni	0-1	0-0	0-0	0	1	1	0	0	0	0	0	0	3	
33	Kopatch, Kylee	7-14	2-5	10-11	2	2	4	3	26	1	2	1	2	38	
35	Helgren, Bailey	2-3	0-0	0-0	2	1	3	1	4	0	0	0	0	17	
50	Boric, Sara	0-0	0-0	0-0	0	1	1	1	0	0	0	0	0	3	
55	Johnson, Tyler	5-7	0-0	0-0	3	2	5	3	10	0	1	1	0	20	
Team						3	7	10							
Totals		25-62	3-15	18-25	14	36	50	17	71	9	15	5	8	200	

Officials: Scott Yarbrough, Jesse Dickerson, Michael McConnell  
Technical fouls: Arkansas-None. Kansas-None.  
Attendance: 1,795  
FO: Arkansas #14 (0:20.8)

Score by periods	1st	2nd	3rd	4th	Total
Arkansas	12	10	21	17	60
Kansas	16	14	21	20	71

Last FG - AR 4th-01:10, KU 4th-03:10.  
Largest lead - AR by 2 1st-08:40, KU by 13 3rd-08:05.  
AR led for 01:17, KU led for 35:31. Game was tied for 03:03.

Points	In	Off	2nd	Fast
Ark	28	10	8	6
KU	42	17	11	16

Score tied - 2 times.  
Lead changed - 3 times.



DECEMBER 7, 2017

CHARLOTTE

ARKANSAS

Bud Walton Arena  
Fayetteville, Arkansas

Devin Cosper had a career-best 25 points and 14 rebounds in comeback win. Arkansas trailed by seven at the half and was tied at the 30 before winning.

72  
73

Charlotte 72 • 3-6

#	Player	Total		3-Ptr		Rebounds		PF	TP	A	TO	Blk	Stl	Min	
		FG-FGA	FG-FGA	FT-FTA	Off	Def									
15	JAMISON-MYERS, Nyila	r	3-9	0-0	2-3	3	1	4	5	8	1	1	0	13	
34	PEARSON, Dara	r	3-10	0-0	0-2	9	10	19	2	6	0	0	2	35	
03	LINNEY, Mariah	g	0-3	0-0	0-0	1	1	2	2	0	2	0	0	9	
04	RAVENSON, Laia	g	6-18	2-3	3-4	0	6	6	2	17	6	6	1	35	
44	RANSOM, Amaya	g	6-19	2-7	0-1	0	5	5	1	14	2	5	0	37	
10	MARTIN, Jada	g	0-0	0-0	0-0	0	0	0	0	0	0	0	0	3	
13	WILSON, Octavia	g	2-6	0-2	1-2	1	2	3	2	5	4	1	0	27	
22	HARLEY, Lauren	g	2-3	0-0	3-4	0	6	6	2	7	0	1	0	18	
30	ROBINSON, Jaide	g	5-6	1-1	4-4	1	5	6	4	15	0	3	0	23	
Team						3	4	7							
Totals			27-74	5-13	13-20	18	40	58	20	72	15	17	3	7	200
1st FG %: 8-21 38.1%		2nd: 8-16 50.0%		3rd: 3-17 17.6%		4th: 8-20 40.0%		Game: 27-74 36.5%		Deadball					
3FG %: 2-4 50.0%		1-2 50.0%		0-2 0.0%		2-5 40.0%		5-13 38.5%		Rebounds					
FT %: 0-1 0.0%		2-2 100.0%		6-10 60.0%		5-7 71.4%		13-20 65.0%		2					

Arkansas 73 • 6-3

#	Player	Total			3-Ptr			Rebounds			PF	TP	A	TO	Blk	Stl	Min
		FG-FGA	FG-FGA	FT-FTA	Off	Def	Total										
22	ZIMMERMAN, Bailey	f	2-9	1-6	1-1	1	2	3	0	6	1	3	1	0	0	28	
10	WILLIAMS, Kiara	c	3-8	0-0	3-11	8	4	12	3	9	0	0	3	4	0	29	
03	MONK, Malica	g	6-18	2-6	1-2	1	3	4	4	15	3	1	0	3	0	38	
14	MASON, Jaiilyn	g	4-10	2-6	2-2	0	4	4	2	12	4	1	1	1	1	30	
21	COSPER, Devin	g	9-23	2-7	5-6	3	11	14	2	25	2	3	0	1	0	40	
01	NORTHCROSS-BAKER,	f	1-2	1-2	0-0	0	3	3	0	3	1	1	0	0	0	11	
04	SWENSON, Keiryn	g	1-5	1-4	0-0	0	2	2	2	3	0	0	0	0	0	13	
24	THOMAS, Taylah	g	0-0	0-0	0-0	0	0	0	3	0	0	0	0	0	1	4	
30	WEAVER, Macy	g	0-0	0-0	0-2	2	0	2	0	0	0	1	0	0	0	7	
Team							0	1	1								
Totals			26-75	9-31	12-24	15	30	45	19	73	11	10	5	10	200		
1st FG %: 5-16 31.3%		2nd: 6-22 27.3%		3rd: 7-19 36.8%		4th: 8-18 44.4%		Game: 26-75 34.7%		Deadball							
3FG %: 1-4 25.0%		2-9 22.2%		1-4 25.0%		3-9 33.3%		9-31 29.0%		Rebounds							
FT %: 1-3 33.3%		2-5 40.0%		4-6 66.7%		5-8 62.5%		12-24 50.0%		6,4							

Officials: Bob Trammell, Felicia Grinter, Jesse Dickerson  
Technical fouls: Charlotte-None. Arkansas-None.  
Attendance: 1169

Estimated Actual Attendance: 733  
Fouled out: Charlotte #15, Jamison-Myers (1:50, 4Q)

Score by periods	1st	2nd	3rd	4th	Total
Charlotte	18	19	12	23	72
Arkansas	14	16	19	24	73

Last FG - CHA 4th-00:01, AR 4th-00:53.  
Largest lead - CHA by 9 3rd-09:40, AR by 6 4th-00:53.  
CHA led for 24:48, AR led for 10:50. Game was tied for 04:22.

Points	In	Off	2nd	Fast
CHA	40	8	12	6
AR	32	15	17	8

Score tied - 3 times.  
Lead changed - 15 times.



DECEMBER 10, 2017

TULSA

ARKANSAS

Bud Walton Arena  
Fayetteville, Arkansas

Arkansas' 61 rebounds is the most since the 2014-15 season. Devin Cosper and Malica Monk have scored in double figures in all 10 games and Cosper posted back-to-back double-doubles.

41  
67

Tulsa 41 • 4-6

#	Player	Total			3-Ptr		Rebounds			PF	TP	A	TO	Blk	Stl	Min		
		FG	FGA	FG-FGA	FT	FTA	Off	Def	Tot									
33	POLK, Crystal	f	4	11	0	0	0	1	4	4	8	1	8	0	2	2	0	19
02	PEREZ, Tatyana		1	8	0	3	0	0	0	1	1	0	2	2	0	0	1	23
03	WAKEFIELD, Erika	g	3	8	0	1	0	0	0	4	4	3	6	0	0	0	1	27
12	DICKSON, Shug	g	3	10	0	1	1	1	0	3	3	2	7	0	0	0	1	19
13	LESCAY, Rebecca	g	0	5	0	0	0	0	1	2	3	2	0	0	0	0	0	21
00	ELLIOTT, Kendrian		1	5	0	0	4	6	3	3	6	3	6	0	1	1	0	18
04	RICHARDS, Addison		0	1	0	1	0	0	1	1	2	0	0	0	0	0	0	6
05	BUTLER, Jasmine		2	3	0	0	0	0	1	1	2	0	4	0	0	0	0	5
10	GAULDEN, Alexis		0	3	0	2	0	0	0	2	2	3	0	2	2	0	0	15
11	PARKER, Ebony		2	7	2	6	0	0	1	1	2	1	6	1	0	0	0	20
22	BRADY, Morgan		0	6	0	2	2	2	0	1	1	1	2	0	1	0	0	15
25	SCALES, Tyjae'		0	2	0	0	0	0	1	3	4	0	0	0	0	0	0	12
Team									1	3	4	0	0	0	0	0	0	0
Totals			16	69	2	16	7	10	13	26	39	16	41	5	7	3	4	200





DECEMBER 21, 2017

ARKANSAS  
ARIZONA STATEWells Fargo Arena  
Tempe, Arizona

Malica Monk scored in double figures for the 12th consecutive game.

43  
89

## Arkansas 43 • 8-4

#	Player	Total		3-Ptr		Rebounds		PF	TP	A	TO	Blk	Stl	Min
		FG-FGA	FG-FGA	FT-FTA	FT-FTA	Off	Def							
10	WILLIAMS, Kiara	0-2	0-0	3-4	0-0	0	4	1	3	0	1	1	0	16
22	ZIMMERMAN, Bailey	1-3	0-1	0-0	0-0	2	2	4	1	2	1	3	1	0
03	MONK, Malica	5-19	0-4	2-2	0	2	2	1	12	2	2	0	1	30
14	MASON, Jailyn	3-7	0-1	0-0	0	4	4	0	6	1	5	1	0	31
21	COSPER, Devin	3-13	2-5	0-0	0	1	1	2	8	1	2	0	0	27
01	NORTHCROSS-BAKER,	3-8	2-6	0-0	0	1	0	1	0	8	1	4	0	19
04	SWENSON, Keiryn	1-3	0-1	0-0	0	2	1	3	0	2	1	3	1	0
13	SPANGLER, Grayce	0-1	0-0	0-0	0	1	1	2	0	0	0	0	0	7
20	STOUT, Sydney	0-0	0-0	0-0	0	0	0	0	0	0	0	0	0	5
24	THOMAS,Taylah	1-1	0-0	0-0	0	3	3	2	0	3	0	0	0	19
30	WEAVER, Macy	0-0	0-0	0-0	0	1	1	2	0	0	0	0	0	7
Team														
Totals		17-57	4-18	5-6	9	26	35	12	43	7	23	4	1	200
1st - FG %:		4-9	44.4%	2nd: 3-18	16.7%	3rd: 4-15	26.7%	4th: 6-15	40.0%	Game: 17-57	29.8%	Deadball		
3FG %:		0-1	0.0%	0-5	0.0%	2-5	40.0%	2-7	28.6%	4-18	22.2%	Rebounds		
FT %:		0-0	0.0%	0-0	0.0%	1-2	50.0%	4-4	100.0%	5-6	83.3%	1		

## Arizona State 89 • 9-3

#	Player	Total		3-Ptr		Rebounds				PF	TP	A	TO	Blk	Stl	Min
		FG-FGA	FG-FGA	FT-FTA	Off	Def	Total									
22	Ekmark, Courtney	8-13	7-10	0-0	1	2	3	2	23	0	0	1	1	1	28	
42	Ibis, Kianna	6-10	0-0	1-2	0	1	1	0	13	3	1	1	0	20		
33	Johnson-Chapman, Cha	6-8	0-0	1-2	2	4	6	1	13	0	2	1	1	22		
01	Richardson, Reili	1-6	0-2	0-0	0	4	4	0	2	9	0	0	0	26		
11	Ryan, Robbi	2-8	0-0	0-0	1	1	2	2	4	5	2	0	2	24		
04	Russell, Kiara	4-6	0-0	1-2	0	4	4	3	9	6	0	0	1	24		
21	Elanga, Sophia	1-3	0-1	0-0	4	5	9	3	2	3	2	0	2	20		
24	Sanders, Bre'yanna	3-5	1-3	0-0	0	2	2	1	7	0	0	0	1	18		
44	Rubin, Eva	1-2	0-0	0-0	0	1	1	0	2	0	1	0	0	4		
52	Ruden, Jamie	5-12	4-4	0-0	1	2	3	1	14	1	0	1	1	14		
Team																
Totals		37-73	12-20	3-6	10	31	41	13	89	27	8	4	11	200		
1st - FG %:		10-23	43.5%	2nd: 11-16	68.8%	3rd: 9-17	52.9%	4th: 7-17	41.2%	Game: 37-73	50.7%	Deadball				
3FG %:		6-7	85.7%	3-6	50.0%	2-4	50.0%	1-3	33.3%	12-20	60.0%	Rebounds				
FT %:		0-0	0.0%	1-2	50.0%	1-2	50.0%	1-2	50.0%	3-6	50.0%	3				

Officials: Michol Murray, Clarke Stevens, Benny Luna

Technical fouls: Arkansas-None, Arizona State-None.

Attendance: 1388

Score by periods	1st	2nd	3rd	4th	Total
Arkansas	8	6	11	18	43
Arizona State	26	26	21	16	89

Last FG - AR 4th-01:11, ASU 4th-00:14.

Largest lead - AR by 2 1st-09:43, ASU by 50 4th-09:39.

AR led for 02:20, ASU led for 36:56. Game was tied for 00:44.

Points	In	Off	2nd	Fast	Bench
AR	Paint	T/O	Chance	Break	
22	3	8	6	12	
46	31	8	4	34	

Score tied - 1 time.

Lead changed - 1 time.



DECEMBER 31, 2017

OLE MISS  
ARKANSASBud Walton Arena  
Fayetteville, ArkansasDevin Cosper had her sixth double-double with 18 points and 11 rebounds.  
Malica Monk and Jailyn Mason also scored in double figures.72  
73

## Ole Miss 72 • 10-4, 0-1 SEC

#	Player	Total		3-Ptr		Rebounds		PF	TP	A	TO	Blk	Stl	Min
		FG-FGA	FG-FGA	FT-FTA	FT-FTA	Off	Def							
01	GLOVER, BREE	0-0	0-0	0-0	0	7	7	3	0	3	3	1	2	26
42	GIBSON, SHELBY	9-13	0-0	3-3	3	1	4	5	21	2	3	2	0	25
00	NIXON, CHYNA	0-2	0-1	0-0	1	3	4	1	0	0	0	0	0	6
20	MUHAMMAD, MADINAH	6-14	2-5	3-4	0	1	1	0	17	0	1	0	1	40
25	ALSTON, ALISSA	5-15	3-5	5-7	0	5	5	3	18	7	2	0	1	40
10	MUHATE, CECILIA	0-0	0-0	2-2	2	1	3	0	2	1	0	0	0	6
12	JOHNSON, BARBARA	1-3	1-2	4-8	1	0	1	0	7	0	4	0	0	15
32	RODGERS, KATE	0-2	0-2	2-2	1	2	3	0	2	0	1	0	0	11
44	LEWIS, TORRI	1-3	1-3	0-0	1	0	1	4	3	1	1	0	1	22
55	TAYLOR, PROMISE	1-3	0-0	0-0	0	3	3	1	2	0	2	1	1	9
Team														
Totals		23-55	7-18	19-26	10	24	34	17	72	14	17	4	6	200
1st - FG %:		4-13	30.8%	2nd: 6-16	37.5%	3rd: 6-17	35.3%	4th: 7-9	77.8%	Game: 23-55	41.8%	Deadball		
3FG %:		2-7	28.6%	3-6	50.0%	1-4	25.0%	1-1	100.0%	7-18	38.9%	Rebounds		
FT %:		4-4	100.0%	3-5	60.0%	5-7	71.4%	7-10	70.0%	19-26	73.1%	4		

## Arkansas 73 • 10-4, 1-0 SEC

#	Player	Total		3-Ptr		Rebounds			PF	TP	A	TO	Blk	Stl	Min
		FG-FGA	FGA	FT-FTA	FT	Off	Def								
10	WILLIAMS, Kiara	1-5	0-0	3-4	2	7	9	5	1	0	4	1	23		
22	ZIMMERMAN, Bailey	1-1	0-0	0-0	1	0	1	2	2	1	1	0	9		
03	MONK, Malica	4-13	0-3	4-8	1	1	2	1	12	4	1	1	39		
14	MASON, Jailyn	5-11	3-4	0-0	0	2	2	3	13	4	1	1	33		
21	COSPER, Devin	7-15	2-5	2-3	1	10	13	3	18	1	6	1	4	39	
01	NORTHCROSS-BAKER,	3-5	1-2	2-2	2	1	3	0	9	0	1	0	0	28	
04	SWENSON, Keiryn	3-8	1-6	1-1	3	1	4	1	8	0	2	1	0	12	
24	THOMAS,Taylah	2-3	1-1	1-2	3	0	3	2	6	0	1	0	0	17	
Team															
Totals		26-61	8-21	13-20	14	24	38	18	73	11	15	7	7	200	
1st - FG %:		7-13	53.8%	2nd: 6-19	31.6%	3rd: 10-17	58.8%	4th: 3-12	25.0%	Game: 26-61		42.6%	Deadball		
3FG %:		4-6	66.7%	1-6	16.7%	1-4	16.7%	2-3	66.7%	8-21		38.1%	Rebounds		
FT %:		1-2	50.0%	5-8	62.5%	4-6	66.7%	3-6	50.0%	13-20		65.0%	4,1		

Officials: Susan Blauch, Angelica Suffren, Scott Kionofas

Technical fouls: Ole Miss-None, Arkansas-TEAM.

Attendance: 1701

Estimated Actual Attendance: 1,261

Fouled out: Ole Miss #42, Gibson (3:22 Q4)

Arkansas #10, Williams (2:48 Q4)

Score by periods	1st	2nd	3rd	4th	Total
Ole Miss	14	18	18	22	72
Arkansas	19	18	25	11	73

Last FG - OM 4th-00:54, AR 4th-01:17.

Largest lead - OM by 1 2nd-04:33, AR by 15 3rd-01:42.

OM led for 01:11, AR led for 35:22. Game was tied for 03:25.

Points	In	Off	2nd	Fast	Bench
OM	Paint	T/O	Chance	Break	
28	21	10	0	16	
AR	26	13	10	23	

Score tied - 3 times.

Lead changed - 2 times.



DECEMBER 28, 2017

GRAMBLING STATE  
ARKANSASBud Walton Arena  
Fayetteville, Arkansas

Four players in double figures with Kiara Williams (12 pts/16 rebounds) and Malica Monk (10 pts/10 assists) posting double-doubles.

62  
79

## Grambling 62 • 3-8

#	Player	Total		3-Ptr		Rebounds		PF	TP	A	TO	Blk	Stl	Min
		FG-FGA	FG-FGA	FT-FTA	FT-FTA	Off	Def							
33	GIDEON, Kailyn	0-0	0-0	0-0	1	1	2	2	0	1	1	3	0	9
04	NEAL, Monisha	3-13	1-6	2-4	0	7	7	1	9	2	0	0	0	35
05	HILL, Shakyla	1-5	0-1	0-0	2	2	4	3	2	2	6	1	2	33
10	JEANS, Laneisha	1-4	1-4	0-0	0	4	4	2	3	0	0	0	1	14
12	COLEMAN, Justice	2-4	0-1	0-0	1	1	2	0	4	2	1	0	0	13
03	PARSONS, Takerra	2-2	0-0	0-0	0	2	2	1	4	1	1	0	0	7
11	WILLIAMS, Ariel	6-12	2-5	2-3	2	1	3	2	16	3	1	0	0	24
22	MCKINNEY, Deja	3-12	1-1	1-2	2	3	5	2	8	1	2	1	2	20



JANUARY 7, 2018

## ALABAMA ARKANSAS

Bud Walton Arena  
Fayetteville, Arkansas

Devin Cosper recorded her seventh double-double with 24 points and 13 rebounds. Three players were in double figures with Malica Monk adding 21 points and Jaielyn Mason scoring 12 points.

83  
76

### Alabama 83 • 12-4, 2-1 SEC

#	Player	Total		3-Ptr		Rebounds		PF	TP	A	TO	Blk	Stl	Min
		FG-FGA	FT-FTA	FG-FGA	FT-FTA	Off	Def							
01	BOLTON,QUANETRIA	f	2-9	0-2	0-0	1	4	5	1	4	1	0	2	20
20	WILLIAMS,ASHLEY	f	3-10	0-0	11-13	4	3	7	2	17	1	1	2	25
03	LEWIS,JORDAN	f	5-9	2-4	6-9	0	1	1	2	18	5	2	0	30
11	COOK,HANNAH	g	3-12	1-6	1-2	0	5	5	1	8	0	2	0	24
23	WADE,SHAQUERA	g	4-5	1-1	6-8	0	4	4	3	15	1	5	1	33
02	RICHARDSON,AMBER	g	0-0	0-0	0-2	0	2	2	2	0	1	0	0	6
05	DA SILVA,ALANA	g	0-1	0-1	0-0	0	1	1	0	0	1	1	0	9
13	KNIGHT,COCO	g	0-0	0-0	0-0	0	0	0	0	0	0	0	0	3
25	KNIGHT,MEOSHONTI	g	1-2	1-1	1-2	0	0	0	3	4	1	0	0	13
25	KNIGHT,ASHLEY	g	5-10	0-0	0-0	3	1	4	3	10	1	2	2	16
40	WALKER,JASMINE	g	3-7	1-3	0-0	2	6	8	2	7	0	1	0	21
Team						4	3	7						
Totals			26-65	6-18	25-36	14	30	44	19	83	12	14	7	200
1st FG %:		6-21	28.6%	2nd: 7-13	53.8%	3rd: 7-17	41.2%	4th: 6-14	42.9%	Game: 26-65	40.0%	Deadball		
3FG %:		2-7	28.6%	2-4	50.0%	1-2	50.0%	1-5	20.0%	7-11	63.6%	Rebounds		
FT %:		0-1	0.0%	2-2	100.0%	3-8	37.5%	20-25	80.0%	25-36	69.4%	5,2		

### Arkansas 76 • 10-6, 1-2 SEC

#	Player	Total		3-Ptr		Rebounds		PF	TP	A	TO	Blk	Stl	Min
		FG-FGA	FT-FTA	FG-FGA	FT-FTA	Off	Def							
10	WILLIAMS, Kiara	f	3-10	0-0	0-0	1	6	7	1	6	0	2	0	21
22	ZIMMERMAN, Bailey	f	0-1	0-0	0-0	2	0	2	5	0	2	2	1	0
03	MONK, Malica	g	8-17	1-2	4-7	3	1	4	4	21	1	6	0	33
14	MASON, Jaielyn	g	5-15	2-7	0-0	2	4	6	4	12	0	4	2	37
21	COSPER, Devin	g	6-16	0-5	12-12	0	13	13	5	24	4	2	0	39
01	NORTHCROSS-BAKER,	g	1-5	0-3	0-0	0	0	0	1	2	2	0	1	27
04	SWENSON, Keiryn	g	3-4	3-4	0-0	0	0	0	3	9	0	0	1	12
13	SPANGLER, Grayce	g	0-0	0-0	0-0	0	0	0	0	0	0	0	0	0
24	THOMAS,Taylah	g	0-2	0-0	2-2	2	2	4	3	2	0	1	0	18
Team						4	3	7						
Totals			26-70	6-21	18-21	14	29	43	26	76	9	17	5	200
1st FG %:		5-21	23.8%	2nd: 6-18	33.3%	3rd: 8-14	57.1%	4th: 7-17	41.2%	Game: 26-70	37.1%	Deadball		
3FG %:		1-4	25.0%	0-3	0.0%	3-4	75.0%	2-6	33.3%	6-21	28.6%	Rebounds		
FT %:		2-2	100.0%	4-4	100.0%	7-8	87.5%	5-7	71.4%	18-21	85.7%	1,7		

Officials: Beverly Roberts, Ed Sidlasky, Bill Larence  
Technical fouls: Alabama-None. Arkansas-MASON, Jaielyn.  
Attendance: 2001  
Estimated Actual Attendance: 1644  
Fouled Out: Arkansas, #21 Cosper (0:12.5, 4Q); #22 Zimmerman (0:10.1, 4Q)

Score by periods	1st	2nd	3rd	4th	Total
Alabama	14	18	18	33	83
Arkansas	13	16	26	21	76

Last FG - UA 4th-00:41, AR 4th-00:23.  
Largest lead - UA by 9 4th-00:28, AR by 7 3rd-02:23.  
UA led for 20:01, AR led for 15:20, Game was tied for 04:39.

Points	In	Off	2nd	Fast	Bench
UA	Paint	T/O	Chance	Break	
AR	26	31	15	4	21
			7	6	13

Score tied - 5 times.  
Lead changed - 7 times.



JANUARY 15, 2018

## ARKANSAS AUBURN

Auburn Arena  
Auburn, Alabama

Four players were in double figures. Kiara Williams had her third double-double. Arkansas' 41 first-half points is the second most this season and Bailey Zimmerman had a season-best with 13 pts and a career-best with 8 rebs.

68  
58

### Arkansas 68 • 11-7, 2-3 SEC

#	Player	Total		3-Ptr		Rebounds		PF	TP	A	TO	Blk	Stl	Min
		FG-FGA	FT-FTA	FG-FGA	FT-FTA	Off	Def							
10	WILLIAMS, Kiara	f	7-9	0-0	1-3	7	7	14	2	15	0	0	0	27
22	ZIMMERMAN, Bailey	f	3-8	3-8	4-6	5	3	8	3	13	2	3	1	35
03	MONK, Malica	g	4-13	6-6	4-4	1	4	5	4	14	4	0	0	40
14	MASON, Jaielyn	g	6-12	3-6	0-0	0	2	2	1	15	5	6	0	38
21	COSPER, Devin	g	0-4	0-2	0-0	0	1	1	0	0	0	1	0	8
01	NORTHCROSS-BAKER,	g	2-10	1-6	2-2	2	4	6	3	7	3	1	0	28
04	SWENSON, Keiryn	g	0-2	0-2	0-0	0	0	0	1	0	0	0	0	11
24	THOMAS,Taylah	g	2-3	0-0	0-0	1	0	1	3	4	0	1	0	13
Team						1	1	2						
Totals			24-61	9-30	11-15	17	22	39	17	68	14	12	1	200
1st FG %:		5-19	26.3%	2nd: 10-17	58.8%	3rd: 4-13	30.8%	4th: 5-12	41.7%	Game: 24-61	39.3%	Deadball		
3FG %:		4-12	33.3%	5-8	62.5%	0-4	0.0%	0-6	0.0%	9-30	30.0%	Rebounds		
FT %:		2-2	100.0%	0-0	0.0%	7-8	87.5%	2-5	40.0%	11-15	73.3%	4		

### Auburn 58 • 10-7, 1-4 SEC

#	Player	Total		3-Ptr		Rebounds		PF	TP	A	TO	Blk	Stl	Min
		FG-FGA	FT-FTA	FG-FGA	FT-FTA	Off	Def							
15	Jones,Jazmine	f	1-4	0-0	0-0	4	2	6	4	2	0	1	0	30
20	Thompson,Unique	f	5-10	0-0	4-6	8	5	13	2	14	2	6	2	37
05	Jones,Emari	g	1-4	1-4	2-2	1	1	2	3	5	0	1	0	24
14	Lewis,Tiffany	g	2-7	1-5	0-0	0	1	1	3	5	2	1	1	27
33	McKay,Janiyah	g	7-15	0-0	12-14	1	4	5	1	26	2	4	0	38
00	Alexander,Daisa	g	3-15	0-5	0-0	0	3	3	3	6	1	2	0	25
04	Jackson,Abigail	g	0-0	0-0	0-0	0	0	0	0	0	0	0	0	1
12	Wright,Justice	g	0-1	0-0	0-0	0	0	0	0	0	0	0	0	2
23	Jones,Jessica	g	0-0	0-0	0-0	0	0	0	2	0	0	0	1	15
32	Toure,Sira	g	0-0	0-0	0-0	0	0	0	0	0	0	0	0	1
Team						2	1	3						
Totals			19-56	2-14	18-22	16	17	33	18	58	7	15	4	200
1st FG %:		5-12	41.7%	2nd: 2-11	18.2%	3rd: 7-16	43.8%	4th: 5-17	29.4%	Game: 19-56	33.9%	Deadball		
3FG %:		0-3	0.0%	1-3	33.3%	0-4	0.0%	1-5	20.0%	2-14	14.3%	Rebounds		
FT %:		1-2	50.0%	2-2	100.0%	7-8	87.5%	8-10	80.0%	18-22	81.8%	3,3		

Officials: Scott Yarbrough, Eric Brewton, Jennifer Rezac  
Technical fouls: Arkansas-None. Auburn-None.  
Attendance: 2210  
Unsportsmanlike foul called on Arkansas' Bailey Zimmerman (22) with 4:41 remaining in the 4th period.

Score by periods	1st	2nd	3rd	4th	Total
Arkansas	16	25	15	12	68
Auburn	11	6	22	19	58

Last FG - AR 4th-00:38, AU 4th-02:58.  
Largest lead - AR by 24 2nd-01:07, AU by 2 1st-09:37.  
AR led for 38:51, AU led for 00:36, Game was tied for 00:23.

Points	In	Off	2nd	Fast	Bench
UA	Paint	T/O	Chance	Break	
AR	27	15	22	4	11
AU	26	10	15	4	6

Score tied - 0 times.  
Lead changed - 1 time.



JANUARY 11, 2018

## ARKANSAS GEORGIA

Stegeman Coliseum  
Athens, Georgia

Bailey Zimmerman had a season-best 11 points going 3-for-3 from distance. Arkansas was within 1 point twice in the fourth quarter.

65  
78

### Arkansas 65 • 10-7, 1-3 SEC

#	Player	Total	3-Ptr	Rebounds										
		FG-FGA	FG-FGA	FT-FTA	Off	Def	Tot	PF	TP	A	TO	Blk	Stl	Min
10	WILLIAMS, Kiara	f	1-4	0-0	0-0	2	1	3	2	2	1	0	0	7
22	ZIMMERMAN, Bailey	f	3-5	3-5	2-4	2	3	5	0	11	2	1	0	27
03	MONK, Malica	g	4-18	0-2	8-11	0	5	5	3	16	2	3	1	35
14	MASON, Jaielyn	g	5-10	1-2	4-4	0	5	5	4	15	1	5	0	36
21	COSPER, Devin	g	4-13	0-6	0-0	1	6	7	4	8	2	2	0	39
01	NORTHCROSS-BAKER,	g	2-4	1-3	1-2	1	1	2	1	6	1	1	0	17
04	SWENSON, Keiryn	g	0-2	0-2	0-0	0	0	0	0	0	0	1	0	6
24	THOMAS,Taylah	g	3-9	0-1	0-0	3	5	8	2	6	1	3	0	29
30	WEAVER, Macy	g	0-0	0-0	1-2	1	0	1	0	1	0	0	0	4
Team					3	4	7							
Totals			22-65	5-21	16-23	13	30	43	16	65	10	17	1	200
1st FG %:		3-15	20.0%	2nd: 5-12	41.7%	3rd: 9-17	52.9%	4th: 5-21	23.8%	Game: 22-65	33.8%	Deadball		
3FG %:		0-5	0.0%	1-4	25.0%	2-3	66.7%	2-9	22.2%	5-21	23.8%	Rebound		
FT %:		1-2	50.0%	7-11	63.6%	4-6	66.7%	16-23	69.6%	16-23	69.6%	3		

Georgia Tech 15-2, 3-1 SEC



JANUARY 21, 2018

ARKANSAS

No. 11 MISSOURI

Mizzou Arena  
Columbia, Missouri

54

88

Malica Monk scored in double figures for the 19th time. Arkansas allowed a season-high 13 opponent 3-point field goals. Jaiilyn Mason and Kiara Williams led the team with 14 points each.

## Arkansas 54 • 11-9 (2-5)

#	Player	Total		3-Ptr		Rebounds				PF	TP	A	TO	Blk	Stl	Min
		FG-FGA	FG-FGA	FT-FTA	Off	Def	Total									
03	MONK, Malica	* 4-12	3-6	0-2	0	3	3	2	11	2	2	0	0	0	31	
10	WILLIAMS, Kiara	* 6-10	0-0	2-3	3	4	7	4	14	0	0	0	1	20		
14	MASON, Jaiilyn	* 6-11	2-3	0-0	1	2	3	2	14	1	3	0	0	31		
22	ZIMMERMAN, Bailey	* 1-8	0-4	0-2	2	1	3	4	2	2	2	0	0	28		
24	THOMAS, Taylah	* 1-2	0-0	0-0	0	3	3	2	2	2	0	0	0	21		
01	NORTHCROSS-BAKER,	2-10	2-8	0-0	2	2	4	1	6	2	2	0	1	23		
04	SWENSON, Keiryn	2-9	1-5	0-0	1	3	4	1	5	1	0	0	0	22		
12	MCCLURE, Brenna	0-1	0-0	0-0	0	0	0	0	0	0	0	0	0	3		
13	SPANGLER, Grayce	0-2	0-1	0-0	0	0	0	1	0	0	0	0	0	5		
20	STOUT, Sydney	0-0	0-0	0-0	0	1	1	0	0	0	0	0	0	5		
30	WEAVER, Macy	0-2	0-0	0-0	1	2	3	3	0	0	0	1	0	11		
	Team				2	0	2									
Totals		22-67	8-27	2-7	12	21	33	20	54	10	9	1	2	200		
1st - FG %:		7-16 43.8%	2nd: 5-17 29.4%	3rd: 7-20 35.0%	4th: 3-14 21.4%	Game: 22-67 32.8%		Deadball Rebounds								
3FG %:		2-6 33.3%	3-8 37.5%	3-9 33.3%	0-4 0.0%	8-27 29.6%										
FT %:		0-0 0.0%	0-2 0.0%	2-3 66.7%	0-2 0.0%	2-7 28.6%										

## No. 11 Mizzou 88 • 17-2 (5-1)

#	Player	Total			3-Ptr		Rebounds			PF	TP	A	TO	Bk	Stl	Min
		FG-FGA	FG-FGA	FT-FTA	Off	Def	Total									
03	CUNNINGHAM, Sophie	* 4-8	2-5	12-14	0	3	3	22	3	2	0	0	30			
05	ALDRIDGE, Lauren	* 3-6	3-6	4-4	1	0	1	13	4	0	0	1	27			
20	MICHAEL, Kayla	* 6-8	1-1	0-0	2	1	3	0	13	0	0	0	22			
22	FRERICKS, Jordan	* 4-8	0-0	4-7	2	6	8	2	12	4	2	2	21			
23	SMITH, Amber	* 3-6	1-2	0-0	1	10	11	0	7	4	2	2	37			
01	WINFREY, Kelsey	0-0	0-0	1-2	1	1	2	0	1	0	0	0	3			
02	ROUNDTREE, Jordan	2-3	2-3	0-0	0	4	4	0	6	2	1	0	0	18		
10	GREEN, Nadia	0-0	0-0	0-0	0	1	1	0	0	0	2	0	0	6		
12	BROWN, Elle	0-0	0-0	0-0	0	1	1	0	0	0	0	0	0	3		
13	SCHUCHTS, Hannah	0-3	0-2	0-0	0	2	2	0	3	0	2	0	0	16		
24	CHAVIS, Jordan	4-6	4-6	0-0	0	1	1	2	12	1	0	0	0	19		
34	TAHANE, Emmanuelle	1-4	0-0	0-0	0	1	1	0	2	0	1	0	1	8		
Team					0	5	5				1					
Totals		27-52	13-25	21-27	7	36	43	11	88	21	11	6	6	200		
1st - FG %:		9-11 81.8%	2nd: 6-13 46.2%	3rd: 8-17 47.1%	4th: 4-11 36.4%	Game: 27-52 51.9%		Deadball Rebounds								
3FG %:		3-4 75.0%	3-5 60.0%	4-10 40.0%	3-6 50.0%	13-25 52.0%										
FT %:		7-8 87.5%	8-9 88.9%	3-6 50.0%	3-4 75.0%	21-27 77.8%										

Officials: Tina Napier, Frank Steratore, Angelica Suffren

Technical fouls: Arkansas-None. No. 11 Mizzou-None.

Attendance: 5219

Score by periods	1st	2nd	3rd	4th	Total
Arkansas	16	13	19	6	54
No. 11 Mizzou	28	23	23	14	88

Last FG - AR 4th-04:17, MU-W 4th-01:40.

Largest lead - AR None, MU-W by 34 4th-01:40.

AR led for 00:00. MU-W led for 39:42. Game was tied for 00:18.

Points	In	Off	2nd	Fast	Bench
AR	16	7	6	2	11
MU-W	28	9	7	10	21

Score tied - 0 times.  
Lead changed - 0 times.

JANUARY 29, 2018

KENTUCKY

ARKANSAS

Bud Walton Arena  
Fayetteville, Arkansas

76

65

Three players scored in double figures led by Devin Cosper with 17 points. Mason had 13 and Monk II.

## Kentucky 76 • 11-11, 3-5 SEC

#	Player	Total		3-Ptr		Rebounds		PF	TP	A	TO	Blk	Stl	Min	
		FG-FGA	FG-FGA	FT-FTA	Off	Def	Total								
03	MCKINNEY, KEKE	f	3-5	0-0	0-0	3	9	12	4	6	2	3	1	27	
05	RICE, ALYSSA	c	1-2	0-0	2-4	1	2	3	4	4	1	1	0	17	
04	MORRIS, MACI	g	4-12	1-3	2-2	1	1	2	1	11	0	0	0	28	
22	CANN, MAKENZIE	g	5-9	2-5	0-1	1	1	2	0	12	2	0	0	31	
24	MURRAY, TAYLOR	g	3-5	2-2	4-5	0	1	1	1	12	7	2	0	36	
00	HALSEL, LASHAE		0-0	0-0	0-0	0	0	0	0	0	0	0	0	1	
02	POFFENBERGER, PAIGE		0-0	0-0	0-0	0	0	0	0	0	0	0	0	1	
12	PASCHAL, AMANDA		5-10	0-1	0-0	1	2	3	2	10	0	1	0	22	
20	HARRISON, DORIE		5-14	0-0	6-6	2	2	4	3	16	0	3	1	23	
32	ROPER, JAIDA		1-2	0-0	3-4	0	2	2	5	2	1	0	1	14	
Team						4	2	6				1			
Totals			27-59	5-11	17-22	13	22	35	17	76	14	13	2	12	200
1st - FG %:		9-16	56.3%	2nd: 9-16	56.3%	3rd: 6-15	40.0%	4th: 3-12	25.0%	Game: 27-59		45.8%	Deadball		Rebounds
3FG %:		3-4	75.0%	1-2	50.0%	0-2	0.0%	1-3	33.3%	5-11		45.5%			
FT %:		0-0	0.0%	3-5	60.0%	9-11	81.8%	5-6	83.3%	17-22		77.3%			

## Arkansas 65 • 11-11, 2-7 SEC

#	Player	Total		3-Ptr		Rebounds		PF	TP	A	TO	Bk	Stl	Min	
		FG-FGA	FG-FGA	FT-FTA	Off	Def	Tot								
10	WILLIAMS, Kiara	f	3-7	0-0	0-1	4	3	7	2	6	0	0	1	0	19
22	ZIMMERMAN, Bailey	f	2-6	2-4	2-2	3	2	5	1	8	3	5	0	2	30
03	MONK, Malica	g	2-10	1-6	6-6	0	2	2	3	11	6	2	1	0	35
14	MASON, Jaiilyn	g	4-10	3-6	2-2	1	2	3	1	13	3	1	0	0	34
21	COSPER, Devin	g	6-12	3-6	2-2	2	3	5	3	17	1	4	1	0	26
01	NORTHCROSS-BAKER,		1-5	0-3	1-2	0	3	3	1	3	2	2	0	0	14
04	SWENSON, Keiryn		1-3	0-2	0-0	0	1	1	0	2	0	2	0	0	10
20	STOUT, Sydney		0-1	0-1	0-0	0	0	0	0	0	0	0	0	0	6
24	THOMAS, Taylah		2-2	0-0	0-0	0	1	1	3	4	0	1	0	1	16
30	WEAVER, Macy		0-0	0-0	1-2	1	0	1	4	1	0	1	0	0	10
	Team					3	2	5	1						
Totals			21-56	9-28	14-17	14	19	33	19	65	15	18	3	3	200
1st - FG %:		5-13	38.5%	2nd: 3-11	27.3%	3rd: 4-17	23.5%	4th: 9-15	60.0%	Game: 21-56		37.5%	Deadball Rebounds		
3FG %:		2-6	33.3%	1-6	16.7%	3-8	37.5%	3-8	37.5%	9-28		32.1%	2,2		
FT %:		2-2	100.0%	5-6	83.3%	4-4	100.0%	3-5	60.0%	14-17		82.4%			

Officials: Beverly Roberts, Bryan Enterline, Susan Blauch

Technical fouls: Kentucky-None. Arkansas-TEAM.

Attendance: 1313

Estimated Actual Attendance: 771

Score by periods	1st	2nd	3rd	4th	Total
Kentucky	21	22	21	12	76
Arkansas	14	12	15	24	65

Last FG - UK 4th-01:54, AR 4th-00:43.

Largest lead - UK by 28 3rd-02:51, AR by 5 1st-06:09.

UK led for 35:28. AR led for 02:49. Game was tied for 01:43.

Score tied - 2 times.  
Lead changed - 2 times.

JANUARY 25, 2018

ARKANSAS

No. 9 SOUTH CAROLINA

Colonel Life Arena  
Columbia, South Carolina

42

90

Jaiilyn Mason (12) and Malica Monk (10) both scored in double figures for the Razorbacks.

## Arkansas 42 • 11-10, 2-6

#	Player	Total			3-Ptr			Rebounds			PF	TP	A	TO	Bk	Stl	Min
		FG	FGA	FG-FGA	FT	FTA	FT-FTA	Off	Def	Total							
10	WILLIAMS, Kiara	f	0-2	0-1	0-0	1	3	4	3	0	0	0	0	0	1	14	
22	ZIMMERMAN, Bailey	f	1-4	0-3	0-0	2	0	2	2	2	1	2	0	0	0	17	
03	MONK, Malica	g	6-20	0-0	0-0	2	0	2	3	12	0	1	0	1	0	27	
14	MASON, Jaiilyn	g	5-12	0-2	0-0	0	1	1	2	10	1	0	1	0	1	32	
21	COSPER, Devin	g	1-6	1-4	0-2	0	1	1	0	3	2	0	0	0	0	24	
01	NORTHCROSS-BAKER,	0	0-3	0-0	0-0	0	2	2	3	0	0	1	1	0	0	14	
04	SWENSON, Keiryn	1	1-8	1-5	3-5	1	3	4	1	6	0	1	1	0	1	17	
12	MCCLURE, Brenna	0-1	0-0	0-0	0-0	0	0	0	0	0	0	1	0	0	0	2	
13	SPANGLER, Grayce	0-0	0-0	0-0	0-0	0	0	0	3	0	0	1	0	1	0	19	
20	STOUT, Sydney	0-1	0-0	0-0	0-0	0	0	0	2	0	1	1	0	1	0	2	
05	THOMAS, Taylah	0-1	0-6	0-0	0-0	2	6	3	2	0	2	1	0	0	1	9	
30	WEAVER, Macy	3-4	0-0	1-3	2	0	2	3	7	0	2	1	0	0	0	11	
Team						3	3	6									
Totals			18-67	2-16	4-10	14	17	31	25	42	5	12	5	5	200		
1st: FG 3-17 17.6% 2nd: 3-16 18.8% 3rd: 9-22 40.9% 4th: 3-12 25.0%		Game: 18-67 26.9% Decebal															