



ARKANSAS RAZORBACKS

One Final Four Appearance » 22 Postseason Appearances » 27th Season In The SEC » More Than 400 Home Wins » More Than 700 Program Victories

/// THE SERIES ///

Series Record	3-30
Fayetteville	2-13
Away	1-14
Neutral	0-2
Last 5	1-4
Neighbors versus this opponent	First Meeting

/// MEDIA ///



SEC Network Plus

Talent: Brett Dolan and TBA



Razorback Sports Network Phil Elson & Erin Portman

Listen: Little Rock - KABZ-FM-103.7
Fayetteville - KQSM-FM-92.1
Fayetteville - KYNG-AM - 1590*
Fort Smith - KFPW-AM-1230
Fort Smith - KHGG-AM-1580*
Rogers - KURM-AM-790/FM-100.3

*Only if there are
conflicts with the
FM station

/// SCHEDULE & RESULTS ///

NOVEMBER (5-2)	MEDIA	W/L	SCORE
2 Northeastern St (Exh)	-	W	82-74
10 Sam Houston State	SECN+	W	65-54
12 Samford	SECN+	W	84-63
16 at RV Nebraska	BTN	L	80-69
20 at Oral Roberts	Cox Sports	W	77-66
24 UTEP!	-	L	64-61
25 New Mexico State!	-	W	69-60
29 Abilene Christian	SECN+	W	79-65

DECEMBER (5-2)	MEDIA	W/L	SCORE
3 at Kansas*	JTV/ESPN3	L	71-60
7 Charlotte	SECN+	W	73-72
10 Tulsa	SECN+	W	67-41
17 UT Arlington	SECN+	W	91-57
21 at RV/RV Arizona St.	Tempe, Arizona	L	89-43
28 Grambling State	SECN+	W	79-62
31 Ole Miss*	SECN+	W	73-72

JANUARY (1-7)	MEDIA	W/L	SCORE
4 at #5/3 Miss State*	SEC Network	L	111-69
7 -/rv Alabama*	SEC Network	L	83-76
11 at rv/rv Georgia*	SECN+	L	78-65
14 at Auburn*	SEC Network	W	68-58
18 Florida*	SEC Network	L	65-51
21 at No. 11 Missouri*+	SEC Network	L	88-54
25 at No. 9/7 S Carolina*	SEC Network	L	90-42
29 Kentucky*	SEC Network	L	76-65.

FEBRUARY (1-0)	MEDIA	W/L	SCORE
4 at Alabama*	SEC Network	W	74-66
8 No. 11 Tennessee*	SECN+	-	7 p.m.
11 No. 15 Missouri*	SEC Network	-	4 p.m.
15 at Kentucky*	SECN+	-	6 p.m.
18 LSU*+ (Senior Day)	SECN+	-	2 p.m.
22 No. 14 Texas A&M*	SECN+	-	7 p.m.
25 at Vanderbilt*	SECN+	-	2 p.m.
28 SEC Tournament	SECN/ESPN/2	-	Nashville

MARCH (0-0)	MEDIA	W/L	SCORE
1-4 SEC Tournament	SECN/ESPN/2	-	Nashville

* - Southeastern Conference Game

! - UTEP Classic (El Paso, Texas)

^ - SEC/Big 12 Challenge

+ - We Back Pat

> - Play4Kay

All home games played in Bud Walton Arena (19,200) Rankings: AP/Coaches Poll

Sign up for Mike Neighbors' newsletter and listen to his podcasts at

CoachNeighbors.com



ARKANSAS RAZORBACKS 12-11, 3-7 SEC

Head Coach: Mike Neighbors
Alma Mater: Arkansas, 1993
Record: 110-50 (5) Arkansas Record: 12-11 (1)



Fayetteville,
Arkansas



Bud Walton Arena



7 p.m. CST



http://bit.ly/
ArkvsUT



Razorback Radio
Network



http://statb.
us/b/185270

PREVIOUS GAME

»Arkansas' 40 first-half points is the second-best total in an SEC game this year and the fifth time they have scored 40+ in the first 20 minutes.

»Devin Cosper had 10 first half points. It is the fifth time she has scored in double digits in the first half. She finished with 21 points. It is Cosper's 17th double figure game of the year and the 39th of her career. It is the sixth 20+ point game of the season and her seventh career 20+ point game.

»Malica Monk finished with 17 points. She has scored in double figures in 22 of 23 games this year and has 38 career double figure games.

»Devin Cosper had three made 3-point field goals. It is the second consecutive game with 3 made 3-pointers.

»In two games against Alabama this year, Devin Cosper has scored 45 points, grabbed 16 rebounds, gone 14-for-14 from the line and shot 43.8% from the field.

ABOUT ARKANSAS

»The Razorbacks are the only SEC team that does not return a double-figure scorer.

»Arkansas is 8-3 at home this season including an SEC win over Ole Miss. Arkansas has won double-digit home games 16 times and the single-season best is a 15-4 home record in 1998-99.

»The Razorbacks finish with four of their last six regular season games in Bud Walton Arena.

»Arkansas is **third in the SEC** and ranks **24th in the country** for fewest turnovers with just 287 this year.

»Arkansas **ranks third the SEC** and is **22nd in the country** with just 12.5 turnovers per game.

»Arkansas **ranks second in the SEC** and is **19th in the country** with 591 3-point field goals attempted.

»Arkansas ranks **third in the SEC** with 7.4 3-point field goals made per game and for 3-pointers made with 171.

Against The Best

»Arkansas is 10 games into the SEC season and has faced some of the best teams in the conference - and the country.

»After playing at No. 9 South Carolina the Razorbacks faced two ranked teams and a third who

NO. 11 TENNESSEE LADY VOLS 19-4, 7-3 SEC

Head Coach: Holly Warlick
Alma Mater: Tennessee, 1981
Record: 147-50 (6) UT Record: 147-50 (6)



is now ranked, the top four teams in the SEC, four teams who are predicted to make the NCAA Tournament and four teams who were among the NCAA Top-16 Committee Rankings.

»It doesn't get easier either. The Razorbacks still have to play Tennessee and Texas A&M who also meet those criteria.

»In Arkansas' 11 losses, the Razorbacks have faced four teams in the RPI's top-20 and six in the top-50.

»The Razorbacks' remaining schedule has Arkansas squaring off against two more top-15 RPI teams and seven of the final eight opponents are in the top-100.

/// STATISTICAL COMPARISONS ///

	ARKANSAS	TENNESSEE
PTS / GAME	67.6	80.6
PTS ALLOWED / GAME	70.9	65.0
FG %	36.9%	46.8%
FG DEFENSE %	40.4%	36.9%
3-PT FG %	28.9%	31.2%
3-PT FG DEFENSE %	31.8%	27.5%
REB / GAME	40.0	45.0
REB ALLOWED / GAME	43.4	36.4
LEADING SCORER	Monk, 16.0	Nared, 17.5
LEADING REBOUNDER	Williams, 7.3	Russell, 8.7

LAST GAME STARTERS



3 MALICA MONK

PPG	FG%	RPG	APG
16.0	35.8%	3.8	3.7



10 KIARA WILLIAMS

PPG	FG%	RPG	BPG
7.8	51.4%	7.3	1.0



14 JAILYN MASON

PPG	FG%	RPG	APG
10.3	40.3%	4.0	2.8



21 DEVIN COSPER

PPG	FG%	RPG	MIN
15.0	36.9%	6.3	31.2



22 BAILEY ZIMMERMAN

PPG	FG%	RPG	MIN
3.7	24.5%	3.1	23.0

NUMERICAL ROSTER

No.	Name	Pos	Ht	Cl	Hometown/HS/Previous School
0	A'Tyanna Gaulden*	G	5-7	RSO	Ocilla, Ga./Americus Sumter HS/Florida State
1	Raven Northcross-Baker	G	5-7	Jr	Malvern, Ark./Malvern HS/Chipola College
3	Malica Monk	G	5-5	Jr	N. Little Rock, Ark./NLR HS
4	Keiryn Swenson	G/F	6-1	Jr	Wichita, Kan. /Maize HS
10	Kiara Williams	F/C	6-1	So	Little Rock, Ark./LR Central HS
12	Brenna McClure	G	5-6	RSO	Lyons, Kansas/Lyons HS/Hutch CC
13	Grayce Spangler	G	5-10	Fr	Fayetteville, Ark. Fayetteville HS
14	Jailyn Mason	PG	5-9	So	Mason, Ohio/William Mason HS
20	Sydney Stout	F	6-0	So	Bixby, Okla./Bixby HS
21	Devin Cospier	G	5-10	SGr	Coffeyville, Kan./Field Kindley HS/Coffeyville CC
22	Bailey Zimmerman	G/F	6-0	Jr	St. Vincent, Ark. /Wonderview HS
24	Taylah Thomas	F	6-1	Fr	Arlington, Texas/Mansfield Timberview HS
30	Macy Weaver	F	6-3	Fr	Davis Junction, Ill./Stillman Valley HS
33	Chelsea Dungee*	G	5-11	RSO	Sapulpa, Okla./Sapulpa HS/Oklahoma

*Will not play the 2017-18 season due to NCAA transfer rules

ALPHABETICAL ROSTER

No.	Name	Twitter
21	Devin Cospier	@devidevv__
33	Chelsea Dungee*	@ChelseaDungee22
0	A'Tyanna Gaulden*	@AtyannaGaulden
12	Brenna McClure	@mcclurebrenna
14	Jailyn Mason	@jaimason14
3	Malica Monk	@TheRealMalica
1	Raven Northcross-Baker	@ravenbaker_4
13	Grayce Spangler	@grayce_1313
20	Sydney Stout	@sydeny_stout_
4	Keiryn Swenson	@KiKi_Sweezyy
24	Taylah Thomas	@hailtaylahh
30	Macy Weaver	@macyweaver528
10	Kiara Williams	@kiara_will22
22	Bailey Zimmerman	@Bailey_Ann22

COACHING STAFF

Title	Name	Year	Alma Mater
Head Coach	Mike Neighbors	First Season	Arkansas, 1993
Assistant Coach	Todd Schaefer	First Season	Thomas More College, 1995
Assistant Coach	Lacey Goldwire	First Season	Oklahoma State, 2010
Assistant Coach	Pauline Love	First Season	Southern Miss, 2010
Director of Operations	Amber Shirey	30th Season	Arkansas, 1992
Director of Video and Scouting	Jeff Brazil	11th Season	Arkansas, 2010
Dir. of Student-Athlete Devel.	C'eira Ricketts	1st Season	Arkansas, 2015

FA-NETIK PRONUNCIATIONS

No.	Name	Pronunciation
0	A'Tyanna	AH-tee-ah-nuh
3	Malica	mal-ick-cuh
4	Keiryn	KEER-runn
10	Kiara	Key-AIR-uh
13	Grayce	GRACE
14	Jailyn	JAY-lyn
24	Taylah	TAY-luh

MARGIN OF VICTORY/DEFEAT

	1	2	3	4	5	6	7	8	9	10	11-15	16-19	20+	Record
Wins	2	-	-	-	-	-	-	1	1	1	3	1	3	12
Losses	-	-	1	-	-	-	1	-	-	-	5	-	4	11

Most First Period Points

2017-18	27	Samford (11-12-17)
All-Time	29	at Alabama (1-15-17)
Opponent	26	at Arizona State (12-21-17)

Most Third Period Points

2017-18	26	Alabama (1/7/18)*
All-Time	34	HBU (12-28-16)*
Opponent	30	at Miss State (1-4-18)*

Fewest First Period Points

2017-18	3	UTEP (11-24-17)
All-Time	3	UTEP (11-24-17)*
Opponent	6	SHSU (11-11-16)

Fewest Third Period Points

2017-18	7	Florida (1-18-18)
All-Time	7	Florida (1-18-18)*
Opponent	4	LSU (1-21-16)

Most Second Period Points

2017-18	25	at Auburn (1-14-18)*
All-Time	31	HBU (12-28-16)
Opponent	35	at #2 S. Carolina (1-3-16)

Most Fourth Period Points

2017-18	28	UT-Arlington (12-17-17)
All-Time	32	Tulsa (11-23-15)
Opponent	33	Alabama (1-7-18)

Fewest Second Period Points

2017-18	6	at Arizona State (12-21-17)
All-Time	4	vs. Kentucky (2-17-17)
Opponent	3	at Alabama (1-15-17)

Fewest Fourth Period Points

2017-18	6	at No. 11 Missouri (1-21-18)
All-Time	5	#7 Ore. St. (11-28-15)
Opponent	10	#24 Missouri (1-17-16)*

Most First Half Points

2017-18	42	Samford (11-12-17)
All-Time	65	Tenn State (11-27-88)
Opponent	63	Texas (1-9-89)

Largest Margin of Victory

2017-18	34 (91-57)	UT-Arlington (12-17-17)
All-Time	79 (108-29)	B Wesleyan (2-18-77)
Opponent	54 (28-82)	La Tech (11-30-78)

Fewest First Half Points

2017-18	12	at No. 9/7 South Carolina (1-25-18)
All-Time	11	at Missouri (3-1-15)*
Opponent	8	Montana State (1-5-03)

*Most Recent

RECORD FACTS

Overall	12-11
At Home (Bud Walton Arena)	8-3
On The Road Neutral	3-8 1-0
White Cardinal Anthracite Uniforms	8-3 4-8 0-0

HALFTIME/LEADS/OVERTIME

Leading at the half, home/road/neutral	9-0 (5-0/3-0/0-0)
Tied at the half, home/road/neutral	-
Trailing at the half, home/road/neutral	3-11 (2-3/0-8/1-0)
Games decided by 5 points or fewer	2-1
Games decided by 10 points or fewer	4-2
Leading at the start of the 4Q	11-1
Overtime games	-

OFFENSE

Scoring less than 50 points	0-2
Scoring 51-60 points	0-3
Scoring 61-70 points	4-5
Scoring 70+ points	8-1
2 Players Or Less in Double Figures	3-6
3 Players in Double Figures	3-5
4 Players in Double Figures	4-0
5 Players in Double Figures	2-0
When shooting 50 percent or higher	-
When shooting less than 50 percent	12-11

REBOUNDING/TURNOVERS

When outrebounding opponent	8-0
When outrebounded	3-9
When rebounds are even	1-0
When grabbing 10+ offensive reb	9-9
When forcing 15+ turnovers	8-3
When committing 10 or fewer turnovers	5-3
When committing 15+ turnovers	2-6

Months

In November	5-2
In December	5-2
In January	1-7
In February	1-0
In March	-



FACEBOOK.COM/RAZORBACKWBB

@RAZORBACKWBB (T&I)

HTTP://BIT.LY/YOUTUBEKICKIN

COACHNEIGHBORS.COM

NEIGHBORS' PHILOSOPHY

GRAD STUDENT DEVIN COSPER

- »Only "senior" on the team
- »Missed the opening game last season after a death in the family
- »Averaged 6.4 ppg and 2.2 rpg last season and 7.7 ppg and 2.8 rpg for her career
- »Graduated in May 2017 with a degree in broadcast journalism
- »Interned at RSN, Arkansas' broadcast studio
- »Wears the SEC graduate patch on her jersey
- »Named "Comback Student-Athlete of the Year at annual HOGSPY awards after rebounding from an injury and a death in the family



FUNCTIONALLY FAST

You will hear Mike Neighbors say this a lot. He wants his teams to play as fast as possible and still function at a high level. That may look different from possession to possession depending on what Arkansas is running.

TRUST, TALENT AND TIME

My program will be built on three things. It's very simple.

TRUST - The highest form of loyalty that has to be earned, managed and sometimes re-earned. If we don't have this, nothing will work and the stool's legs will fall off and everything will collapse.

TALENT - It doesn't mean you can dribble, shoot, pass and rebound. It's a lot of other things like the ability to engage with the fan base and willingness to sign autographs for a 10-year-old child you might be inspiring.

TIME - It's just not being on time or making time. It's how you utilize your time and who you invest your time with and be around. Trust, talent and time. Those will be our pillars.

FUN FEATURES

Both Mike Neighbors and Jailyn Mason have shoe collections. Mason's collection was featured in a story last year. It can be seen here: <http://bit.ly/2ebtLdb>

Neighbors got settled into his Fayetteville home in mid August. One of the first things he set up were his shoes.



BESIDE US

One of the things Mike Neighbors stressed when he was hired was his desire to take care of the players, the staff and the fans who have been loyal to the Razorback program. He has told our fans that he wants them to stand "Beside Us". Don't be behind us, stand next to us and go through the process of building our program.

SHOTS AND POSSESSIONS

Mike Neighbors wants a lot of shots and a lot of possessions. Here's a look at the Razorbacks shots this year. The number is often determined by pace of play and Arkansas will push the tempo.

30 AND COUNTING

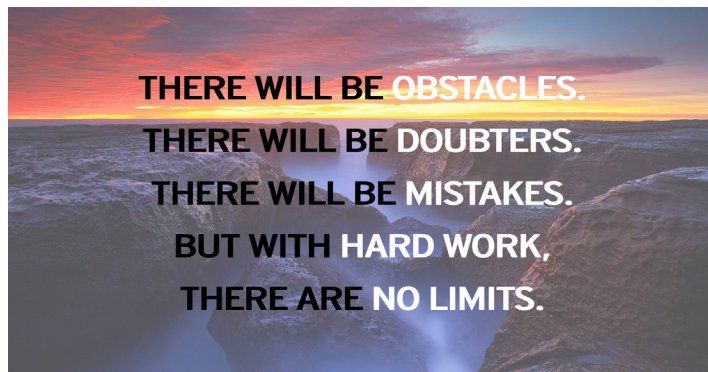
This year, Arkansas director of operations Amber Shirey enters her 30th season as a Razorback. The former Amber Nicholas was a two-time All-Southwest Conference selection during her four-year playing career from 1989-92. She spent one season (1992-93) as a student coach helping Arkansas transition to the Southeastern Conference. She moved on to a graduate assistant and assistant coach from 1993-94 through the 2006-07 season. In 2007-08 Shirey transitioned to the director of operations position holding that spot until she returned to the sidelines as an assistant coach for the 2013 and 2014 seasons. She moved into her current position as the Executive Director of Operations in 2014-15. She has been a part of seven different head coach's staffs during her tenure.

GAMEDAY CARDS

Coach Neighbors hands out a Gameday Card for each home and away game. One side of the card is branded with a Razorback logo and women's basketball. The other side is a quote that is relevant to something the team has talked about or worked on that week. Check out this week's card here:



THERE WILL BE OBSTACLES.
THERE WILL BE DOUBTERS.
THERE WILL BE MISTAKES.
BUT WITH HARD WORK,
THERE ARE NO LIMITS.



OPPONENT

ABOUT TENNESSEE

»The Lady Vols enter the game with three players averaging in double figures paced by Jaime Nared at 17.5 ppg. Mercedes Russell checks in with 16.8 ppg followed by Rennia Davis with 10.9 ppg. Russell, 8.7 rpg, and Nared, 8.2 rpg, are the team's leading rebounders.

»Tennessee has won two in a row with wins over Texas A&M and at Vanderbilt.

»Jaime Nared is the SEC Player of the Week for the second consecutive week while teammate Anastasia Hayes is this week's SEC Freshman of the Week.

»Tennessee leads the SEC in rebounds, rebounds per game, defensive rebounds per game, free throw attempts and 3-point field goal defense. They lead the nation in free throw attempts and rank second in the nation on made free throws.

»Mercedes Russell leads the SEC with 132 free throws made.

»Tennessee also ranks in the top five in the SEC for assists, blocks, fewest fouls, field goal percentage, field goal percentage defense, rebound margin, scoring margin and win-loss percentage.

»Tennessee is 14-1 versus unranked teams this year. LSU is the lone loss in that stretch.

IMPORTANT STATS

Don't Foul: It's pretty simple. If you foul Tennessee they are probably going to make the bonus shot. The Lady Vols lead the nation in free throws made and attempted this year.

UT Is Good On The Boards: Tennessee is strong on the boards this year. Eight of 10 players are listed at 6-0 or taller including 6-6 Mercedes Russell and 6-4 Kasiyahna Kuskituah.

ABOUT THE SERIES

Series Record	3-30
Fayetteville	2-13
Away	1-14
Neutral	0-2
Last 5	1-4
Neighbors versus this opponent	First Meeting

An Arkansas Win Would ...

A win would make Arkansas:

- »give Arkansas its second consecutive win
- »give Arkansas just its fourth win over Tennessee
- »be the first home win over the Lady Vols since 2016

NOVEMBER (5-2)	MEDIA	W/L	SCORE	SERIES	NEIGHBORS
2 Northeastern St. (Exh)	-	W	82-74	2-0	1-0
10 Sam Houston State	SECN+	W	65-54	7-0	1-0
12 Samford	SECN+	W	84-63	1-0	1-0
16 at Nebraska	BTN	W	80-69	0-1	0-1
20 at Oral Roberts	Cox Sports	W	77-66	20-9	1-0
24 UTEP!	-	L	64-61	2-1	0-2
25 New Mexico State!	-	W	69-60	1-0	1-0
29 Abilene Christian	SECN+	W	79-65	1-0	1-0

DECEMBER (5-2)	MEDIA	W/L	SCORE	SERIES	NEIGHBORS
3 at Kansas*	JTV/ESPN3	L	71-60	4-4	0-1
7 Charlotte	SECN+	W	73-72	1-0	1-0
10 Tulsa	SECN+	W	67-41	21-3	1-0
17 UT Arlington	SECN+	W	91-57	7-0	1-0
21 at Arizona State	Pac-12N	L	89-43	1-1	2-5
28 Grambling State	SECN+	W	79-62	8-0	2-0
31 Ole Miss*	SECN+	W	73-72	17-26	1-0

JANUARY (1-7)	MEDIA	W/L	SCORE	SERIES	NEIGHBORS
4 at #5/3 Mississippi State*	SEC Network	L	111-69	18-19	0-2
7 Alabama*	SEC Network	L	83-76	21-15	0-1
11 at Georgia*	SECN+	L	78-65	5-31	0-1
14 at Auburn*	SEC Network	W	68-58	14-22	1-0
18 Florida*	SEC Network	L	65-51	9-28	0-1
21 at No. 11 Missouri*	SEC Network	L	88-54	11-9	1-1
25 at No. 9/7 South Carolina*	SEC Network	L	90-42	17-17	0-1
29 Kentucky*	SEC Network	L	76-65	13-22	1-1

FEBRUARY (1-0)	MEDIA	W/L	SCORE	SERIES	NEIGHBORS
4 at Alabama*	SEC Network	W	74-66	22-15	1-1
8 No. 12 Tennessee*	SECN+	-	-	3-30	First Meeting
11 No. 15 Missouri*	SEC Network	-	-	11-8	1-0
15 at Kentucky*	SECN+	-	-	13-21	1-0
18 LSU*	SECN+	-	-	16-31	First Meeting
22 No. 14 Texas A&M*	SECN+	-	-	21-8	1-1
25 at Vanderbilt*	SECN+	-	-	8-24	First Meeting
28 SEC Tournament	SECN/ESPN	-	-	-	-

MARCH (0-0)	MEDIA	W/L	SCORE	SERIES	NEIGHBORS
1-4 SEC Tournament	SECN/ESPN	-	-	-	-

* - Southeastern Conference Game

!-UTEP Thanksgiving Tournament (El Paso, Texas)

^SEC/Big 12 Challenge

All home games played in Bud Walton Arena (19,200)

RESULTS

2/29/1992	AR	59	#2 Tennessee	105	Knoxville	1/8/2012	AR	38	#6/7 Tennessee	68	Fayetteville
2/27/1993	AR	55	#1 Tennessee	72	Fayetteville	2/23/2012	AR	72	#6/7 Tennessee	71 (OT)	Knoxville
12/19/94	AR	67	#1 Tennessee	89	Knoxville	2/24/2013	AR	54	#11 Tennessee	60	Fayetteville
2/7/1995	#20 AR	67	#2 Tennessee	87	Fayetteville	1/30/2014	AR	60	#10 Tennessee	70	Knoxville
1/17/1996	AR	66	#4 Tennessee	78	Knoxville	1/1/2015	AR	51	#5/8 Tennessee	60	Fayetteville
12/29/1996	#22 AR	77	#6 Tennessee	75	Fayetteville	1/4/2016	AR	64	#13 Tennessee	59	Fayetteville
1/1/1998	AR	58	#1 Tennessee	88	Knoxville	2/4/2016	AR	57	#24 Tennessee	75	Knoxville
3/27/1998	AR	58	#1 Tennessee	86	Kan City (NCAA)	3/3/2016	AR	51	Tennessee	68	Jacksonville (SEC)
12/17/1998	AR	62	#2 Tennessee	82	Fayetteville	2/19/2017	AR	46	Tennessee	59	Knoxville
1/10/2000	AR	69	#2 Tennessee	79	Knoxville						
1/7/2001	AR	61	#2 Tennessee	76	Fayetteville						
2/7/2002	AR	65	#3 Tennessee	93	Knoxville						
1/30/2003	#12 AR	79	#4 Tennessee	92	Fayetteville						
1/8/2004	AR	44	#5 Tennessee	83	Knoxville						
2/26/2004	AR	71	#2 Tennessee	93	Fayetteville						
2/20/2005	AR	71	#8 Tennessee	84	Knoxville						
1/13/2005	AR	54	#6 Tennessee	72	Fayetteville						
2/5/2006	AR	37	#5 Tennessee	77	Knoxville						
2/22/2007	AR	68	#2 Tennessee	75 (OT)	Fayetteville						
1/24/2008	AR	55	#2 Tennessee	98	Knoxville						
1/22/2009	AR	67	#10 Tennessee	76	Fayetteville						
2/4/2010	AR	57	#5 Tennessee	74	Knoxville						
1/30/2011	AR	53	#5 Tennessee	72	Fayetteville						

SEC SCHEDULE

February 8 (Thursday)
S Carolina at Alabama
Tennessee at Arkansas
LSU at Auburn
Miss State at Florida
Vanderbilt at Georgia
Kentucky at Missouri
Ole Miss at Texas A&M

February 11 (Sunday)
Missouri at Arkansas
Texas A&M at LSU
Alabama at Ole Miss
Kentucky at Miss State
Florida at S Carolina
Georgia at Tennessee

February 12 (Monday)
Vanderbilt at Auburn

February 15 (Thursday)
Missouri at Auburn
S Carolina at Georgia
Arkansas at Kentucky
Ole Miss at LSU
Alabama at Tennessee
Florida at Texas A&M
Miss State at Vanderbilt

February 18 (Sunday)
Auburn at Alabama
LSU at Arkansas
Vanderbilt at Florida
Texas A&M at Miss State
Tennessee at Missouri
Kentucky at S Carolina

February 19 (Monday)
Georgia at Ole Miss

February 22 (Thursday)
Georgia at Alabama
Texas A&M at Arkansas
Tennessee at Florida
Kentucky at Ole Miss
Auburn at Miss State
Vanderbilt at Missouri
LSU at S Carolina

February 25 (Sunday)
Ole Miss at Auburn
Florida at Georgia
Miss State at Kentucky
Alabama at LSU
S Carolina at Tennessee
Missouri at Texas A&M
Arkansas at Vanderbilt

SEC STANDINGS 2/6/18

	Conference				Overall					
	W-L	Pct.	H	A	W-L	Pct.	H	A	N	Strk
Miss State	10-0	1.000	5-0	5-0	24-0	1.000	13-0	6-0	5-0	W24
Georgia	8-2	.800	4-1	4-1	20-3	.869	12-2	8-1	0-0	W1
S Carolina	7-3	.700	4-1	3-2	18-5	.783	10-2	6-2	2-1	L2
Tennessee	7-3	.700	4-1	3-2	19-4	.826	11-1	5-3	3-0	W2
Texas A&M	7-3	.700	4-1	3-2	18-6	.750	12-3	5-2	1-1	W1
LSU	7-3	.700	4-1	3-2	15-6	.714	8-1	6-4	1-1	W3
Missouri	6-4	.600	3-2	3-2	18-5	.783	9-2	5-2	4-1	W1
Kentucky	4-6	.400	2-4	2-2	12-12	.500	8-6	4-6	0-0	L1
Alabama	4-6	.400	2-3	2-3	14-9	.609	10-3	4-4	0-2	L3
Arkansas	3-7	.300	1-3	2-4	12-11	.522	8-3	3-8	1-0	W1
Florida	2-8	.200	1-4	1-4	10-13	.435	6-8	3-4	1-1	L3
Auburn	2-8	.200	2-2	0-6	11-11	.500	8-2	2-7	1-2	L2
Vanderbilt	2-8	.200	1-5	1-3	6-18	.250	3-10	3-6	0-2	L1
Ole Miss	1-9	.1000	1-4	0-5	11-12	.478	9-4	1-7	1-1	L7

MAKING A RUN ON CAREER NUMBERS

- »Devin Cosper has 772 career points ranking 37th in program history.
- »Devin Cosper has 340 career 3-point field goal attempts ranking 11th in program history.
- »Malica Monk has 726 career points ranking 42nd in program history.
- »Devin Cosper has reached her single-season highs for field goals, field goal attempts, 3-point field goals, 3-point field goals attempted, offensive and defensive rebounds, total rebounds, blocks and points.
- »Jailyn Mason has reached her single-season bests for 3-point field goals made and attempted, free throws made, blocks and points.
- »Malica Monk has reached her single-season highs for field goals made and attempted, 3-point field goals made and attempted, free throws made and attempted, defensive rebounds, total rebounds, assists and points.
- »Kiara Williams has reached her single-season career-bests for field goals made and attempted, 3-pointers made and attempted, free throws made and attempted, offensive, defensive and total rebounds, assists, blocks, steals and points.
- »Bailey Zimmerman has reached her single-season best for made free throws, offensive rebounds and blocks.
- »Devin Cosper has 48 3-pointers made - 23 better than her single season best. She has scored more points (316) this year than she did all of last season (187 pts/29 g).
- »Cosper scored 104 points in SEC games last year - she tied that through 10 games this season.
- »Jailyn Mason has made 34 3-pointers this year. She made 19 in 30 games last year.
- »Malica Monk has scored 369 points in 2017-18. Her single season best was 247 points set in 27 games last year.
- »Malica Monk has made 94 free throws - more makes than the two previous years combined.
- »Sophomore Kiara Williams has scored 179 points this year and averages 7.8 ppg - up from 62 points and 3.1 ppg as a freshman.

THREEEEEEEEEEEEE

- »Arkansas has made 171 3-point field goals this year. The Razorbacks jumped into the program's top-10 for single season makes.
- »The Razorbacks are averaging 7.4 3-point field goals per game. That number ranks third in the SEC.
- »Arkansas' 7.4 3-point field goals per game has the Razorbacks on pace to set a single-season program record for makes from distance (6 games x 7.4 = 51.8 | 171 + 51.8 = 222.8).

3-POINT FIELD GOALS MADE*

1. 202 (33 games) 2000-01
2. 200 (28 games) 2005-06
3. 200 (32 games) 2008-09
4. 198 (34 games) 1998-99
5. 191 (33 games) 1997-98
6. 177 (30 games) 2013-14
- 177 (30 games) 2016-17
8. 171 (23 games) 2017-18
8. 169 (34 games) 2010-11
9. 167 (31 games) 2009-10
- 167 (33 games) 2011-12

*1985-86 to present

LEADS AND DEFICITS

Biggest Halftime Lead	17, GSU
Biggest Halftime Lead Lost	-
Biggest Halftime Deficit	38, GSU
Biggest HT Deficit Erased	7, Char.
Biggest Overall Lead	30, Tulsa, 4Q
Biggest Win Margin	26, Tulsa
Biggest Loss Margin	46, ASU
Biggest Deficit Overcome	13, SHSU

JUMP BALLS

Arkansas	6
Opponents	17

FIRST POINTS

Williams	12
Mason	6
Monk	3
Cosper	2
Monk	1 (FT)
Zimmerman	1 (FT)

BENCH POINTS

Arkansas	360
Opponent	451

DOUBLE FIGURE POINTS

Malica Monk	22
Devin Cosper	17
Jailyn Mason	14
Kiara Williams	9
Raven Northcross-Baker	3
Bailey Zimmerman	3
Taylah Thomas	1
Keiryn Swenson	1

LEADING SCORER

Monk	10
Cosper	8
Mason	4
Northcross-Baker	2
Williams	2

DOUBLE FIGURES FIRST HALF

Cosper	5
Monk	4
Williams	2
Mason	2
Northcross-Baker	1
Zimmerman	1

DOUBLE FIGURES/QUARTER

Monk	5
Cosper	3
Mason	1
Northcross-Baker	1

20/30-PLUS POINTS

Monk	7 (21, 22, 24, 22, 20, 21, 23)
Cosper	5 (21, 21, 22, 25, 24)
Northcross-Baker	1 (22)

DOUBLE FIGURE REBOUNDS

Cosper	7
Williams	6
Thomas	1

LEADING REBOUNDER

Williams	9
Cosper	7
Thomas	3
Monk	2
Zimmerman	1
Mason	1

DOUBLE DOUBLES

Devin Cosper	SHSU, ORU, NMSU, Char., Tulsa, OM, AL
Williams	NMSU, GSU, AU
Monk	GSU

5+ASSISTS/10+ ASSISTS

Monk	7/1
Mason	4/-
Northcross-Baker	1/-

FIRST OFF THE BENCH

Thomas	18
Northcross-Baker	11
Swenson	6
Williams	1
Weaver	1

CHARGES DRAWN

Monk	4
Northcross-Baker	3
Cosper	2
Stout	2
Thomas	1
Swenson	1
Williams	1

FORCED 10 SECOND VIOLATION

2017-18	TBA
---------	-----

FORCED SHOT CLOCK VIOLATION

2017-18	8
---------	---

FORCED INBOUND VIOLATION

2017-18	1
---------	---

AND 1

Malica Monk	11
Kiara Williams	10
Devin Cosper	6
Bailey Zimmerman	4
Macy Weaver	2
Jailyn Mason	1
Raven Northcross-Baker	1
Keiryn Swenson	1

AND 1 CONVERSIONS

Monk	9
Cosper	5
Bailey Zimmerman	4
Williams	3
Northcross-Baker	1
Swenson	1
Weaver	1

BUZZER BEATERS

Mason	1 (ACU)
http://bit.ly/2BBY8ua	
Swenson	1 (Kansas)
Mason	1 (MSU)

»The Razorbacks moved into the program's top-10 for 3-point field goals attempted. Arkansas currently has 591 attempts. That ranks second in the SEC, 19th in the nation and third all-time at Arkansas.

»Four Razorbacks have already set a single-season best for made 3-point field goals. That includes Devin Cospers (48), Jailyn Mason (34), Malica Monk (23), Kiara Williams (1).

»Devin Cospers has 96 career 3-pointers. She is eight makes away from breaking into the individual career top-10 for made 3-point field goals. Cospers has already moved into the top-15 for 3-point field goal attempts. She has 340 ranking 11th in program history.

»Arkansas has made more or tied its opponent in made 3-point field goals in 15 games this season.

»The Razorbacks have hit double-digit 3-point field goals five times this season with a high of 12 makes against UT-Arlington.

»Arkansas set a school record for made 3-point field goals in a half with nine from distance at Auburn in the first 20 minutes.

3-POINT FG ATTEMPTED

1. 658 (32 games)	2008-09
2. 593 (33 games)	2000-01
3. 591 (23 games)	2017-18
4. 590 (28 games)	2005-06
5. 580 (33 games)	2011-12
6. 576 (34 games)	1998-99
7. 570 (33 games)	1997-98
8. 554 (28 games)	2003-04
9. 549 (33 games)	2012-13
10. 546 (31 games)	2009-10

THREE-POINT GOALS

NAME (CAREER)	YR	GP	3PM
1. Wendi Willits (97-01) *	4	131	316
2. Lyndsay Harris (09-12)	4	123	283
3. Kimberly Wilson (93-97) **	4	120	267
India Lewis (99-03) **	4	128	267
5. Jessica Jackson (14-17)	4	120	198
6. Christy Smith (94-98)	4	111	156
7. Shameka Christon (00-04)	4	123	144
8. Calli Berna (12-15)	4	128	133
9. Rochelle Vaughn (02-06)	4	120	127
10. Amber Nicholas (88-92)	4	117	121
11. Sytia Messer (95-99)	4	128	112
12. Dom. Washington (05-07)	2	59	109
13. Charity Ford (07-10)	4	117	104

* -- Ranks third in SEC history

** -- Tied for seventh in SEC history

ABOUT OUR LEADER

»One of two SEC head coaches working at their alma mater (Holly Warlick, Tennessee).

»One of two SEC head coaches in their first season with their team (Cameron Newbauer, Florida).

»One of five SEC head coaches who graduated from a league school (Joni Taylor, Alabama; Mathew Mitchell, Mississippi State; Nikki Fargas, Tennessee; Holly Warlick, Tennessee).

»Is the eighth of nine Arkansas head coaches to win double figure games in their first season.

»Is 8-3 at home and it would be the 25th time a Razorback head coach won double figure home games if the Razorbacks can get two more victories.

»Would coach Arkansas to its 42nd season with a winning record at home (records for 43 seasons).

SETTING CAREER NUMBERS

»Arkansas has seven returners from last season and all of them have set or tied at least one career-best number this year.

»In the 14 career categories that are tracked on the player pages: Monk has 12 career-bests ... Swenson has three ... Williams has 14 ... Mason has eight ... Stout has one ... Cospers has 12 and Zimmerman has 14.

MONK CONTINUES TO LEAD

»Fourteen consecutive games in double figure scoring (snapped at Miss State). Scored in double figures in 22-of-23 games including a current streak of eight in a row.

»Ranks **third in the SEC** for field goal attempts (352), **fourth** for minutes played (778), **eighth** for free throw percent (79.0), **11th** for points per game (16.0).

»Eight games with 20+ points with a career-best 24 at Oral Roberts.

»Monk currently has 215 career assists, ranking tied for 21st all-time in pro-

Devin Cospers	Communication (undergrad & Masters)
Chelsea Dungee	Rec. & Sport Management
A'Tyanna Gauden	Journalism: Broadcast
Brenna McClure	Social Work
Jailyn Mason	Journalism: News/Editorial
Malica Monk	Rec. & Sport Management
Raven Northcross-Baker	Criminal Justice
Grayce Spangler	Communication
Sydney Stout	Management
Keiryn Swenson	Accounting
Taylah Thomas	Nursing
Macy Weaver	Kinesiology
Kiara Williams	Childhood Development
Bailey Zimmerman	Apparel Merch./Product Dev.



gram history.

»At least one 3-pointer in each of the first 10 games with a season-best two 3-pointers five times. A made 3-pointer in 16 games.

»Thirty-two or more minutes played in 19 games including going 40 minutes on the road at Auburn.

»Seven consecutive games with at least one steal to start the season with a season-best four steals three times (SHSU, NMSU, ALA). Seventeen games with a steal.

»Has been perfect from the free throw line in 11 games (Samford (7-7), Nebraska (3-3), UTEP (3-3), Kansas (4-4), Tulsa (4-4), UTA (12-12), ASU (2-2), AU (4-4), FL (4-4), KY (6-6), AL (4-4)).

»Double-figure scoring in a single quarter five times (10 | 3Q | Nebraska || 13 | 4Q | ORU) || 10 | 4Q | Kansas || 11 | 4Q | Alabama || 11 | 1Q | Florida).

»Has 21 3-point field goals made this year. She had nine 3-pointers in her freshman and sophomore years combined.

COSPER POSTING BIG NUMBERS

»Ten consecutive games in double figure scoring. The streak was snapped versus UTA. Sixteen games in double figures.

»One of six active SEC players with 7+ season double-doubles.

»Ranks **fourth in the SEC** with 2.29 made 3-pointers per game and **fifth** with 48 made 3-pointers.

»**First in the SEC** in 3-point field goals attempted (161).

»SEC rankings include **sixth** for double-doubles (6), and **ninth** in field goal attempts (306).

»Six games with 20+ points this season.

»Seven career double-doubles all set this season (SHSU, Oral Roberts, NMSU, Charlotte, Tulsa, Ole Miss, Alabama).

»Nineteen consecutive games (last four games of 2016-17) with at least one 3-pointer. (snapped vs Alabama).

»Double-figure scoring in a single quarter three times this year (10 | 1Q | Nebraska || 12 | 1Q | ORU || 11 | 4Q | UTEP).

»Has scored 316 points this year - more than all of last season (187).

JAILYN MASON QUIETLY SHINNING

»Overshadowed by the gaudy numbers tallied by Devin Cospers and Malica Monk, sophomore Jailyn Mason is also putting together a solid season.

»She has 14 games in double figure scoring including a streak of five in a row twice this year and an eight-game streak that was snapped at Alabama

»She has four games with 5+ assists.

»Has played multiple positions on the floor.

»While Malica Monk is the spark plug that gets the team going, Jailyn Mason is the captain who takes control and steers the ship.

»Made more 3-pointers through 22 games (34) than all of last year (19).

AP TOP 25 (2/5/2018)

RK	TEAM	RECORD	PTS
1	Connecticut (32)	22-0	800
2	Mississippi State	23-0	764
3	Baylor	21-1	732
4	Louisville	24-1	701
5	Notre Dame	22-2	683
6	Texas	18-4	610
7	South Carolina	18-4	579
8	UCLA	18-4	558
9	Oregon	21-4	555
10	Maryland	20-3	535
11	Tennessee	19-4	483
12	Florida State	19-4	445
13	Ohio State	19-5	360
14	Texas A&M	18-6	348
15	Missouri	17-5	332
16	Oregon State	17-6	298
17	Stanford	16-8	283
18	Georgia	20-3	267
19	Duke	18-6	219
20	Green Bay	21-2	218
21	Michigan	19-6	175
22	Oklahoma State	16-6	92
23	NC State	19-5	78
24	TCU	16-6	72
25	Arizona State	17-7	52

Others receiving votes: West Virginia 46, Belmont 28, South Florida 28, LSU 21, Nebraska 12, Mercer 8, Dayton 7, Gonzaga 2, Iowa 2, California 2, Central Michigan 2, DePaul 1, Rutgers 1, Purdue 1

Dropped from rankings: West Virginia 21, California 25

USA TODAY TOP 25 COACHES POLL - 2/6/2018

Rank	School	RECORD	PTS
1	Connecticut (32)	22-0	800
2	Mississippi State	24-0	766
3	Baylor	22-1	733
4	Louisville	24-1	696
5	Notre Dame	22-2	676
6	Texas	19-4	628
7	UCLA	19-4	582
8	South Carolina	18-5	576
9	Maryland	20-3	546
10	Oregon	21-4	535
11	Tennessee	19-4	445
12	Florida State	19-4	425
13	Ohio State	19-5	391
14	Texas A&M	18-6	373
15	Missouri	18-5	349
16	Oregon State	17-6	297
17	Green Bay	21-2	253
18	Georgia	20-3	241
19	Duke	18-6	235
20	Michigan	19-6	212
21	Stanford	16-8	130
22	South Florida	18-5	113
23	NC State	19-5	92
24	TCU	16-6	76
25	Oklahoma State	16-6	66

Others receiving votes: West Virginia 52, DePaul 33, Mercer 12, Arizona State 11, Central Michigan 10, Virginia 9, Florida Gulf Coast 9, Rutgers 6, Miami 5, Marquette 4, Quinnipiac 3, LSU 3, Syracuse 3, Buffalo 2, California 1, Iowa 1

KIARA WILLIAMS STEPPING UP

- »First career double-double with 11 points and 11 rebounds versus New Mexico State. Second one against GSU with 12 points and 16 boards and third at Auburn with 15 points and 14 rebounds.
- »Six career games (all this season) with 10+ rebounds.
- »Posted a career-best 16 rebounds at Kansas, tying it versus GSU.
- »Tallied a then career-best 12 points in a win over ACU and was in double figures in the first half for the first time in her career.
- »Nine games in double figure scoring including a career-best 15 points at Auburn.

TAKING CARE OF THE BALL

- »Arkansas has forced its opponents to turnover the ball more times than they have in 15 games and tied the opponent in TO's once (NMSU).
- »Arkansas has forced double digit turnovers in 20 games while committing single digit miscues in seven games.
- »Arkansas has collected double digit steals in seven games.
- »Arkansas **is third in the SEC** and ranks **24th in the country** for fewest turnovers with just 287 this year.
- »Arkansas **ranks second the SEC** and is **20th in the country** with just 12.5 turnovers per game.

RALLY RAZORBACKS

- »The Razorbacks have had to come from behind to win in four games this year.
- »Arkansas trailed by 13 points in the second quarter against SHSU and rallied for the 11-point win at home.
- »Arkansas trailed at Oral Roberts by six points in the first quarter and came back to win by 11 points on the road.
- »The Razorbacks trailed by seven points against New Mexico State on a neutral court and rallied late to win by nine.
- »Arkansas trailed Charlotte, 37-30, at the half and the teams were tied at the end of the third quarter before the Razorbacks escaped with a one-point win.

HOW CLOSE ARE THOSE LOSSES?

- »Arkansas trailed Nebraska by three, 72-69, with 2:36 remaining in the game. Nebraska finished with a 7-0 run to win the game.
- »After going 0-for-15 in the first quarter at UTEP, the Razorbacks rallied. Arkansas trailed the Miners by one, 62-61, with :38 seconds remaining in the game. UTEP hit a jumper with :08 seconds to seal the win.
- »Arkansas trimmed the Kansas lead to four points, 57-53, at the 5:44 mark of the fourth quarter and trailed by two possessions, 66-60, with :39 seconds to go.
- »Arkansas had a five-point lead, 55-50, over Alabama at the start of the fourth quarter. The Tide posted 33 points in the frame including going 20-25 from the free throw line to get the win.
- »Arkansas cut the Gator lead to single digits in the fourth quarter. The slow start was too much to overcome for the Razorbacks.

SHARING THE BALL

Twelve of 13 Razorbacks have scored in games this year. All have played and all have attempted a shot. Six of 12 players have recorded double figure points for the season.

BLOCKING WELL

- »Kiara Williams leads the team with 23 blocked shots through 23 games. Williams had only five blocks for the entire season a year ago. The sophomore record is 58 set by Sarah Watkins in 2010-11. Williams ranks **tied for 11th in the SEC** with 1.0 bpg.
- »As a team, Arkansas **ranks tied for seventh in the SEC** with 3.8 bpg.

DID YOU KNOW

That Arkansas head coach Mike Neighbors was cut from the Razorback baseball team? He walked on and legendary head coach Norm DiBryan nudged him in the coaching direction saying "You always seem to be in the right place but you don't always make the play."

THE SCHEDULE

Arkansas' non-conference schedule features four teams who went to the post season a year ago. Arizona State played in the first round of the NCAA Tournament while Abilene Christian, UT-Arlington and Grambling were all WNIT teams a year ago. UTA was eliminated in the first round while Abilene Christian and Grambling both reached round two.

The always-tough SEC schedule features eight NCAA Tournament teams including the NCAA Champion South Carolina and the runner up, Mississippi State. Auburn and LSU were eliminated in the first round while Kentucky, Missouri, Tennessee and Texas A&M all bowed out in round two. In addition, Alabama and Ole Miss advanced to the WNIT Tournament. That means Arkansas faces 14 teams who played in the postseason a year ago.

According to the NCAA (http://stats.ncaa.org/rankings/ranking_summary) Arkansas has the 36st toughest schedule in the country.

DOUBLE FIGURES IN A QUARTER

Cosper

1Q, 10, at Nebraska
12, 1Q, at ORU
11, 4Q, at UTEP

Monk

10, 3Q, at Nebraska
13, 4Q, at ORU
10, 4Q, at Kansas
11, 4Q, Alabama
11, 1Q, Florida

Mason

11, 3Q, UTA

Northcross-Baker

12, 4Q, UTA

AGAINST THE POLL

This week's (Feb. 5) Associated Press poll features six SEC teams. Arkansas' schedule is headlined by No. 2 Mississippi State, followed by No. 7 South Carolina, No. 11 Tennessee, No. 14 Texas A&M, No. 15 Missouri, and No. 18 Georgia. Arizona State is No. 25, with LSU (21) and Nebraska (12) getting votes.

This week's USA Today Coaches Poll has Mississippi State at No. 2, followed by No. 8 South Carolina, No. 11 Tennessee, No. 14 Texas A&M, No. 15 Missouri and No. 18 Georgia. Arizona State and LSU are getting votes.

HOME SWEET HOME

»Arkansas has had just one losing home season in 41 years (prior to 2017-18)
»Arkansas is 422-142 (8-3 in '17-18) in home games including a 263-107 record in Bud Walton Arena. Arkansas was 159-35 in Barnhill Arena.

WHAT'S MY NUMBER

Transfer Chelsea Dungee has a unique background to her jersey number selection. Here is the story in her own words:

I have always played in #22. Every competitive team and school ball team I have always worn #22. #22 was the number my mom played basketball in throughout her high school career. So, I wore #22.

A year ago I changed my jersey number to #33. My cousin (more like brother), Reuben, suffered a traumatic brain injury while playing in a high school football game last season and he wore jersey #33. I play in jersey #33 for Reuben. Playing with #33 on back is a reminder that 'Reub' has my back, and I have his.

QUARTER BY QUARTER SCORING

Date	Opponent	W/L	1st	2nd	1st Half	3rd	4th	2nd Half	OT	Total
Nov. 2	NE State (exh)	W, 82-74	20	15	35	18	29	47	-	82*
Nov. 10	SHSU	W, 65-54	5	18	23	23	19	41	-	65
Nov. 12	Samford	W, 84-63	27	15	42	16	26	42	-	84
Nov. 16	Nebraska	L, 80-69	19	11	30	22	17	49	-	69
Nov. 20	ORU	W, 77-66	25	15	40	16	21	37	-	77
Nov. 24	UTEP	L, 64-61	3	17	20	16	25	41	-	61
Nov. 25	New Mexico State	W, 69-60	11	12	23	24	22	46	-	69
Nov. 29	Abilene Christian	W, 79-65	20	14	34	20	25	45	-	79
Dec. 3	Kansas	L, 71-60	12	10	22	21	17	38	-	60
Dec. 7	UNC-C	W, 73-72	13	16	30	19	24	43	-	73
Dec. 10	Tulsa	W, 67-41	21	14	35	13	19	32	-	67
Dec. 17	UTA	W, 91-57	14	23	37	26	28	54	-	91
Dec. 21	Arizona State	L, 89-43	8	6	14	11	18	29	-	43
Dec. 28	Grambling State	W, 79-62	15	25	40	25	14	39	-	79

NonConf Totals	193	196	390	252	270	583	-	917
NonConf Averages	13.8	15.01	30	19.4	20.8	44.8	-	70.5
NonConf Highs	25	25	42	26	28	54	-	91
NonConf Lows	3	6	14	11	17	29	-	43

*Not included in averages

Dec. 31	Ole Miss	W, 73-72	19	18	37	25	11	36	-	73
Jan. 4	Mississippi State	L, 111-69	20	19	39	18	12	30	-	69
Jan. 7	Alabama	L, 83-76	13	16	29	26	21	47	-	76
Jan. 11	Georgia	L, 78-65	7	18	25	24	16	40	-	65
Jan. 14	Auburn	W, 68-58	16	25	41	15	12	27	-	68
Jan. 18	Florida	L, 65-51	13	15	28	7	16	23	-	51
Jan. 21	No. 11 Missouri	L, 88-54	16	13	29	19	6	25	-	54
Jan. 25	No. 9 South Carolina	L, 90-42	6	6	12	20	10	30	-	42
Jan. 29	Kentucky	L, 76-65	14	12	26	15	24	39	-	65
Feb. 4	Alabama	W, 74-66	19	21	40	18	16	34	-	74
Feb. 8	Tennessee									
Feb. 11	Missouri									
Feb. 15	Kentucky									
Feb. 18	LSU									
Feb. 22	Texas A&M									
Feb. 25	Vanderbilt									

SEC Totals	143	163	306	187	144	331	-	637
SEC Averages	14.3	16.3	30.6	18.7	14.4	33.1	-	63.7
SEC Highs	20	25	41	26	21	47	-	76
SEC Lows	6	6	12	7	6	23	-	42

Season Totals	325	359	686	439	414	914	-	1554
Season Averages	14.1	15.6	29.8	19.1	18.0	40.8	-	67.6
Season Highs	25	25 (2x)	42	26	28	54	-	91
Season Lows	3	6 (2x)	12	7	6	23	-	42

BY STARTERS

Date	Opponent									
Nov. 2	NE State (exh) - W	Monk	Williams	Mason	Cosper	Zimmerman				
Nov. 10	SHSU - W	Monk	Williams	Mason	Cosper	Zimmerman				
Nov. 12	Samford - W	Monk	Williams	Mason	Cosper	Zimmerman				
Nov. 16	Nebraska - L	Monk	Williams	Mason	Cosper	Zimmerman				
Nov. 20	ORU - W	Monk	Williams	Mason	Cosper	Zimmerman				
Nov. 25	UTEP - W	Monk	Williams	Mason	Cosper	Zimmerman				
Nov. 26	New Mexico State - W	Monk	Williams	Mason	Cosper	Zimmerman				
Nov. 29	Abilene Christian - W	Monk	Williams	Mason	Cosper	Zimmerman				
Dec. 3	Kansas - L	Monk	Williams	Mason	Cosper	Zimmerman				
Dec. 7	UNC-C - W	Monk	Williams	Mason	Cosper	Zimmerman				
Dec. 10	Tulsa - W	Monk	Williams	Mason	Cosper	Zimmerman				
Dec. 17	UTA - W	Monk	Thomas	Mason	Cosper	Zimmerman				
Dec. 21	Arizona State - L	Monk	Williams	Mason	Cosper	Zimmerman				
Dec. 28	Grambling - W	Monk	Williams	Mason	Cosper	Zimmerman				
Dec. 31	Ole Miss - W	Monk	Williams	Mason	Cosper	Zimmerman				
Jan. 4	Mississippi State - L	Monk	Williams	Mason	Cosper	Zimmerman				
Jan. 7	Alabama - L	Monk	Williams	Mason	Cosper	Zimmerman				
Jan. 11	Georgia - L	Monk	Williams	Mason	Cosper	Zimmerman				
Jan. 14	Auburn - W	Monk	Williams	Mason	Cosper	Zimmerman				
Jan. 18	Florida - L	Monk	Williams	Mason	Northcross-Baker	Zimmerman				
Jan. 21	No. 11 Missouri - L	Monk	Williams	Mason		Zimmerman				
Jan. 25	No. 9 South Carolina - L	Monk	Williams	Mason	Cosper	Zimmerman				
Jan. 29	Kentucky - L	Monk	Williams	Mason	Cosper	Zimmerman				
Feb. 4	Alabama - W	Monk	Williams	Mason	Cosper	Zimmerman				
Feb. 8	Tennessee									
Feb. 11	Missouri									
Feb. 15	Kentucky									
Feb. 18	LSU									
Feb. 22	Texas A&M									
Feb. 25	Vanderbilt									

MISCELLANEOUS STATISTICS

Double-Figure Scoring Games

Player	15-16	16-17	17-18	Career
M. Monk	3	13	22	38
K. Swenson		11	1	12
J. Mason		10	14	24
D. Cosper	15	8	17	39
B. Zimmerman		2	3	5
T. Thomas	-	-	1	1
K. Williams	-	-	9	9
R. Northcross-Baker	-	-	3	3
TOTAL	18	44	69	131

20-Point Scoring Games

Player	15-16	16-17	17-18	Career
K. Swenson		1		1
D. Cosper	1	-	6	7
M. Monk	-	-	8	8
R. Northcross-Baker			1	1
TOTAL	1	1	13	15

Double-Figure Rebounding Games

Player	15-16	16-17	17-18	Career
D. Cosper	-	-	7	7
T. Thomas	-	-	1	1
K. Williams	-	-	6	6
TOTAL	x	x	14	14

Double-Doubles

Player	15-16	16-17	17-18	Career
J. Mason (pts/ast)	-	2		2
D. Cosper (pts/reb)	-	-	7	7
K. Williams (pts/reb)	-	-	3	3
M. Monk (pts/ast)	-	-	1	1
TOTAL	-	2	11	13

5+ Steals

Player	15-16	16-17	17-18	Career
M. Monk	-	2	-	2
TOTAL	x	2	-	2

5+ Blocks

Player	15-16	16-17	17-18	Career
TBA	-			
TOTAL	-	x	x	x

5+ Assists

Player	15-16	16-17	17-18	Career
M. Monk	3	4	7	14
J. Mason		6	4	10
D. Cosper		2		2
TOTAL	3	12	11	26



@RazorbackWBB STATISTICS
Arkansas Combined Team Statistics (as of Feb 04, 2018)
All games



RECORD:	OVERALL	HOME	AWAY	NEUTRAL
ALL GAMES	12-11	8-3	3-8	1-0
CONFERENCE	3-7	1-3	2-4	0-0
NON-CONFERENCE	9-4	7-0	1-4	1-0

##	Player	gp-gs	min	avg	Total		3-Point		F-Throw		Rebounds				pf	dq	a	to	blk	stl	pts	avg
					fg-fga	fg%	3fg-fga	3fg%	ft-fa	ft%	off	def	tot	avg								
03	MONK, Malica	23-23	778	33.8	126-352	.358	23-80	.288	94-119	.790	19	68	87	3.8	57	1	85	55	5	38	369	16.0
21	COSPER, Devin	21-21	655	31.2	113-306	.369	48-161	.298	42-56	.750	17	115	132	6.3	54	1	31	50	10	27	316	15.0
14	MASON, Jailyn	23-23	742	32.3	98-243	.403	34-89	.382	8-11	.727	12	81	93	4.0	43	1	64	49	12	30	238	10.3
10	WILLIAMS, Kiara	23-22	446	19.4	75-146	.514	1-2	.500	28-55	.509	71	97	168	7.3	53	1	6	20	23	23	179	7.8
01	NORTHCROSS-BAKE	23-1	473	20.6	47-151	.311	28-100	.280	21-31	.677	24	41	65	2.8	35	0	35	24	4	13	143	6.2
04	SWENSON, Keiryn	23-0	353	15.3	37-108	.343	24-78	.308	12-18	.667	18	39	57	2.5	24	0	8	21	9	5	110	4.8
22	ZIMMERMAN, Bailey	23-23	530	23.0	27-110	.245	9-61	.148	23-36	.639	35	37	72	3.1	45	1	27	33	10	11	86	3.7
24	THOMAS, Taylah	23-2	404	17.6	31-72	.431	3-10	.300	20-32	.625	42	69	111	4.8	46	1	5	19	5	6	85	3.7
30	WEAVER, Macy	16-0	101	6.3	5-13	.385	0-0	.000	5-12	.417	12	11	23	1.4	23	0	1	5	9	1	15	0.9
13	SPANGLER, Grayce	13-0	50	3.8	2-14	.143	0-6	.000	3-6	.500	1	4	5	0.4	10	0	0	5	0	1	7	0.5
20	STOUT, Sydney	12-0	60	5.0	1-7	.143	1-4	.250	3-6	.500	3	5	8	0.7	3	0	2	2	0	2	6	0.5
12	MCCLURE, Brenna	3-0	8	2.7	0-3	.000	0-0	.000	0-0	.000	0	0	0	0.0	1	0	0	1	0	0	0	0.0
Team											50	48	98		3		3					
Total.....		23	4600		562-1525	.369	171-591	.289	259-382	.678	304	615	919	40.0	397	6	264	287	87	157	1554	67.6
Opponents.....		23	4600		597-1476	.404	142-446	.318	295-408	.723	304	695	999	43.4	381	2	330	329	88	151	1631	70.9

TEAM STATISTICS	AR	OPP	Date	Opponent	Score	Att.
SCORING	1554	1631	11/10/17	SHSU	w 65-54	4719
Points per game	67.6	70.9	11/12/17	SAMFORD	w 84-63	1739
Scoring margin	-3.3	-	11/16/17	at Nebraska	L 69-80	3459
FIELD GOALS-ATT	562-1525	597-1476	11/20/17	at Oral Roberts	w 77-66	2503
Field goal pct	.369	.404	11/24/17	at UTEP	L 61-64	633
3 POINT FG-ATT	171-591	142-446	11/25/17	vs NM State	w 69-60	250
3-point FG pct	.289	.318	11/29/17	ACU	w 79-65	1132
3-pt FG made per game	7.4	6.2	12/03/17	at Kansas	L 60-71	1795
FREE THROWS-ATT	259-382	295-408	12/07/17	CHARLOTTE	w 73-72	1169
Free throw pct	.678	.723	12/10/17	TULSA	w 67-41	1821
F-Throws made per game	11.3	12.8	12/17/17	UT-ARLINGTON	w 91-57	1481
REBOUNDS	919	999	12/21/17	at Arizona State	L 43-89	1988
Rebounds per game	40.0	43.4	12/28/17	GRAMBLING	w 79-62	1388
Rebounding margin	-3.5	-	* 12/31/17	OLE MISS	w 73-72	1701
ASSISTS	264	330	* 01/04/18	at #5/3 Mississippi State	L 69-111	5398
Assists per game	11.5	14.3	* 01/07/18	ALABAMA	L 76-83	2001
TURNOVERS	287	329	* 1/11/18	at Georgia	L 65-78	2229
Turnovers per game	12.5	14.3	* 01/14/18	at Auburn	w 68-58	2210
Turnover margin	+1.8	-	* 01/18/18	FLORIDA	L 51-65	1288
Assist/turnover ratio	0.9	1.0	* 01/21/18	at No. 11 Mizzou	L 54-88	5219
STEALS	157	151	* 01/25/18	at #9/7 South Carolina	L 42-90	12844
Steals per game	6.8	6.6	* 01/29/18	KENTUCKY	L 65-76	1313
BLOCKS	87	88	* 2/4/18	at Alabama	w 74-66	2265
Blocks per game	3.8	3.8				
ATTENDANCE	19752	40793				
Home games-Avg/Game	11-1796	11-3686				
Neutral site-Avg/Game	-	1-250				

* - Conference game

Score by Periods	1st	2nd	3rd	4th	Totals
Arkansas	337	359	439	419	1554
Opponents	399	376	423	433	1631



@RazorbackWBB STATISTICS
Arkansas Combined Team Statistics (as of Feb 04, 2018)
Conference games only



RECORD:	OVERALL	HOME	AWAY	NEUTRAL
ALL GAMES	3-7	1-3	2-4	0-0
CONFERENCE	3-7	1-3	2-4	0-0
NON-CONFERENCE	0-0	0-0	0-0	0-0

##	Player	gp-gs	min	avg	Total		3-Point		F-Throw		Rebounds				pf	dq	a	to	blk	stl	pts	avg
					fg-fga	fg%	3fg-fga	3fg%	ft-fa	ft%	off	def	tot	avg								
03	MONK, Malica	10-10	345	34.5	49-159	.308	10-34	.294	37-51	.725	9	30	39	3.9	30	0	28	24	3	11	145	14.5
21	COSPER, Devin	8-8	241	30.1	37-95	.389	11-42	.262	19-23	.826	5	43	48	6.0	22	1	14	21	2	9	104	13.0
14	MASON, Jailyn	10-10	350	35.0	48-112	.429	16-37	.432	6-6	1.000	7	30	37	3.7	22	0	23	26	5	11	118	11.8
10	WILLIAMS, Kiara	10-10	186	18.6	35-65	.538	1-2	.500	8-14	.571	23	39	62	6.2	24	1	2	8	7	6	79	7.9
22	ZIMMERMAN, Bailey	10-10	235	23.5	16-52	.308	8-33	.242	13-20	.650	19	15	34	3.4	25	1	15	20	3	6	53	5.3
01	NORTHCROSS-BAKE	10-1	220	22.0	17-66	.258	10-41	.244	6-8	.750	9	18	27	2.7	15	0	15	10	3	5	50	5.0
04	SWENSON, Keiryn	10-0	135	13.5	13-43	.302	7-31	.226	6-8	.750	8	13	21	2.1	9	0	2	8	4	1	39	3.9
24	THOMAS,Taylah	10-1	198	19.8	16-36	.444	1-4	.250	3-6	.500	17	27	44	4.4	22	0	3	10	1	1	36	3.6
30	WEAVER, Macy	6-0	41	6.8	3-7	.429	0-0	.000	3-7	.429	5	2	7	1.2	10	0	0	3	2	0	9	1.5
13	SPANGLER, Grayce	4-0	17	4.3	2-6	.333	0-2	.000	0-1	.000	1	0	1	0.3	5	0	0	3	0	1	4	1.0
12	MCCLURE, Brenna	3-0	8	2.7	0-3	.000	0-0	.000	0-0	.000	0	0	0	0.0	1	0	0	1	0	0	0	0.0
20	STOUT, Sydney	4-0	24	6.0	0-1	.000	0-1	.000	0-0	.000	0	1	1	0.3	2	0	1	1	0	2	0	0.0
Team											21	22	43		2		2					
Total.....		10	2000		236-645	.366	64-227	.282	101-144	.701	124	240	364	36.4	189	3	103	137	30	53	637	63.7
Opponents.....		10	2000		278-637	.436	63-183	.344	168-221	.760	138	295	433	43.3	149	1	151	127	45	75	787	78.7

TEAM STATISTICS	AR	OPP
SCORING	637	787
Points per game	63.7	78.7
Scoring margin	-15.0	-
FIELD GOALS-ATT	236-645	278-637
Field goal pct	.366	.436
3 POINT FG-ATT	64-227	63-183
3-point FG pct	.282	.344
3-pt FG made per game	6.4	6.3
FREE THROWS-ATT	101-144	168-221
Free throw pct	.701	.760
F-Throws made per game	10.1	16.8
REBOUNDS	364	433
Rebounds per game	36.4	43.3
Rebounding margin	-6.9	-
ASSISTS	103	151
Assists per game	10.3	15.1
TURNOVERS	137	127
Turnovers per game	13.7	12.7
Turnover margin	-1.0	-
Assist/turnover ratio	0.8	1.2
STEALS	53	75
Steals per game	5.3	7.5
BLOCKS	30	45
Blocks per game	3.0	4.5
ATTENDANCE	6303	30165
Home games-Avg/Game	4-1576	6-5028
Neutral site-Avg/Game	-	0-0

Date	Opponent		Score	Att.
* 12/31/17	OLE MISS	w	73-72	1701
* 01/04/18	at #5/3 Mississippi State	L	69-111	5398
* 01/07/18	ALABAMA	L	76-83	2001
* 1/11/18	at Georgia	L	65-78	2229
* 01/14/18	at Auburn	w	68-58	2210
* 01/18/18	FLORIDA	L	51-65	1288
* 01/21/18	at No. 11 Mizzou	L	54-88	5219
* 01/25/18	at #9/7 South Carolina	L	42-90	12844
* 01/29/18	KENTUCKY	L	65-76	1313
* 2/4/18	at Alabama	w	74-66	2265

* - Conference game

Score by Periods	1st	2nd	3rd	4th	Totals
Arkansas	143	163	187	144	637
Opponents	182	178	216	211	787

MORE NUMBERS

MISCELLANEOUS

Opponent	T/O	2ndCh	Paint	FastB	Bench	Ties	Leads	WL	Score	Leads overcome
SHSU	15	5	28	14	13	1	1	W	65-54	trailed by 13/20-07:26
Samford	18	5	30	3	23	0	0	W	84-63	
Nebraska	12	14	32	10	11	3	1	L	69-80	lost 2 4th-0:6:21
ORU	15	6	32	18	16	1	1	W	77-66	trailed by 6 1st-04:58
UTEP	22	18	18	14	16	0	0	L	61-64	
NM State	17	16	34	13	15	2	4	W	69-60	trailed by 7 1st-01:06
ACU	28	9	20	0	25	0	1	W	79-65	trailed by 1 1st-09:21
Kansas	10	8	28	6	6	1	1	L	60-71	lost 2 1st-08:40
Charlotte	15	17	32	8	6	1	8	W	73-72	trailed by 9 3rd-9:40
Tulsa	7	13	30	6	12	0	1	W	67-41	trailed by 2 1st-09:14
UTA	23	13	26	17	42	3	2	W	91-57	trailed by 6 1st-4:54
Arizona St.	3	8	22	6	12	0	0	L	43-89	lost 2 1st-09:43
Grambling	18	11	22	3	33	0	0	W	79-62	
Ole Miss	13	10	26	10	23	0	1	W	73-72	trailed by 1 2nd-04:33
#5/3 MSU	3	4	20	11	16	1	1	L	69-111	lost 5 1st-08:28
Alabama	7	7	26	6	13	3	3	L	76-83	lost 7 3rd-02:23
Georgia	11	8	22	8	13	0	0	L	65-78	
Auburn	15	22	27	4	11	0	1	W	68-58	trailed by 2 1st-09:37
Florida	15	9	18	9	9	0	0	L	51-65	
No. 11 Mizzou	7	6	16	2	11	0	0	L	54-88	
#9/7 S Car	9	9	28	9	15	0	0	L	42-90	
Kentucky	17	9	20	2	10	1	1	L	65-76	lost 5 1st-06:09
Alabama	16	10	36	4	9	1	1	W	74-66	trailed by 1 1st-03:10
Totals	316	237	593	183	360	18	28			
Ave/Game	13.7	10.3	25.8	8.0	15.7	0.8	1.2			
Opponent	330	256	778	128	451	21	27			
Ave/Game	14.3	11.1	33.8	5.6	19.6	0.9	1.2			

GAME BY GAME LEADERS

Date	Opponent	Points	Rebounds	Assists	Steals	Blocks
Nov. 10	SHSU	Monk (18)	Cosper (10)	2 Players (4)	Monk (4)	Mason (3)
Nov. 12	Samford	Monk (21)	2 Players (9)	2 Players (6)	3 Players (3)	Williams (4)
Nov. 16	Nebraska	Monk (22)	2 Players (11)	Monk (6)	Mason (4)	4 Players (2)
Nov. 20	ORU	Monk (24)	Cosper (10)	Monk (4)	Cosper (2)	2 Players (1)
Nov. 24	UTEP	Cosper (22)	Cosper (5)	Monk (5)	Cosper (4)	Weaver (4)
Nov. 25	NMSU	Monk (22)	2 Players (11)	Cosper (4)	Monk (4)	2 Players (1)
No. 29	A. Christian	2 Players (15)	Williams (8)	Mason (8)	Williams (3)	2 Players (1)
Dec. 3	Kansas	Monk (22)	Williams (16)	Monk (5)	Mason (2)	Williams (2)
Dec. 7	Charlotte	Cosper (25)	Cosper (14)	Mason (4)	Williams (4)	Williams (3)
No. 10	Tulsa	Monk (14)	Cosper (11)	Mason (6)	2 Players (1)	2 Players (2)
No. 17	UTA	RNB (22)	Williams (8)	Mason (7)	2 Players (3)	2 Players (1)
Dec. 21	Az State	Monk (12)	3 Players (4)	Monk (2)	Monk (1)	4 Players (1)
Dec. 28	Grambling	Cosper (16)	Williams (16)	Monk (10)	Monk (3)	Monk (1)
Dec. 31	Ole Miss	Cosper (18)	Cosper (11)	2 Players (4)	Cosper (4)	Williams (4)
Jan. 4	Miss State	Mason (15)	Cosper (7)	2 Players (4)	Monk (2)	3 Players (1)
Jan. 7	Alabama	Cosper (24)	Cosper (13)	Cosper (4)	Mason (3)	Mason (2)
Jan. 11	Georgia	Monk (16)	Thomas (8)	3 Players (2)	Mason (5)	Monk (1)
Jan. 14	Auburn	2 Players (15)	Williams (14)	Mason (5)	4 Players (1)	Zimmerman (1)
Jan. 18	Florida	Monk (23)	Monk (8)	Monk (4)	3 Players (1)	3 Players (1)
Jan. 21	No. 11 MU	2 Players (14)	Williams (7)	4 Players (2)	2 Players (1)	Weaver (1)
Jan. 25	No. 9 S Car	Mason (12)	Thomas (6)	Cosper (2)	Stout (2)	3 Players (1)
Jan. 29	Kentucky	Cosper (17)	Williams (7)	Monk (6)	Zimmerman (2)	3 Players (1)
Feb. 4	Alabama	Cosper (21)	Thomas (6)	2 Players (3)	Monk (4)	Zimmerman (1)
Feb. 8	Tennessee					
Feb. 11	Missouri					
Feb. 15	Kentucky					
Feb. 18	LSU					
Feb. 22	Texas A&M					
Feb. 25	Vanderbilt					

SPECIALTY STATS

Opponent	Paint	OFF TO	2ND CHANCE	FAST BREAK	BENCH
SHSU	28	15	5	14	13
Samford	30	18	5	3	23
Nebraska	32	12	14	10	11
ORU	32	15	6	18	16
UTEP	18	22	18	14	16
NMSU	34	17	16	13	15
Ab. Christian	20	28	9	0	25
Kansas	28	10	8	6	6
Charlotte	32	15	17	8	6
Tulsa	30	7	13	6	12
UTA	26	23	13	17	42
Arizona State	22	3	8	6	12
Grambling State	22	18	11	3	33
Ole Miss	26	13	10	10	23
Miss State	20	3	4	11	16
Alabama	26	7	7	6	13
Georgia	22	11	8	8	13
Auburn	27	15	22	4	11
Florida	18	15	9	9	9
No. 11 Missouri	16	7	6	2	11
No. 9 S. Carolina	28	9	9	9	15
Kentucky	20	17	9	2	10
Alabama	36	16	10	4	9
Tennessee					
Missouri					
Kentucky					
LSU					
Texas A&M					
Vanderbilt					

COMPARISON



@RazorbackWBB STATISTICS Arkansas Team Game-by-Game Comparison (as of Feb 04, 2018) All games



Opponent	1st	2nd	Score	Mar	Total FG	FG Pct	3-Pointers	3FG Pct	Free Throws	FT Pct	Rebounds	Assist	T/Over	Block	Steal	Fouls
SHSU	23/28	42/26	65-54	+11	25-67/20-63	.373/.317	9-33/7-27	.273/.259	6-11/7-11	.545/.636	39/51 (12)	15/10	9/15	7/5	8/3	12/14
SAMFORD	42/33	42/30	84-63	+21	29-59/23-59	.492/.390	10-27/6-22	.370/.273	16-22/11-14	.727/.786	35/34 +1	17/17	6/13	4/1	7/3	15/23
Nebraska	30/41	39/39	69-80	(11)	27-77/28-72	.351/.389	8-32/7-21	.250/.333	7-10/17-25	.700/.680	45/55 (10)	10/17	15/16	8/6	12/7	23/12
Oral Roberts	40/36	37/30	77-66	+11	29-70/22-58	.414/.379	6-23/7-22	.261/.318	13-18/15-19	.722/.789	41/41 -	8/12	4/14	2/0	5/2	18/20
UTEP	20/38	41/26	61-64	(3)	21-70/27-53	.300/.509	11-41/5-13	.268/.385	8-14/5-7	.571/.714	27/51 (24)	13/19	4/23	4/0	14/1	15/13
NM State	23/25	46/35	69-60	+9	25-70/23-67	.357/.343	6-26/4-18	.231/.222	13-24/10-14	.542/.714	55/41 +14	10/9	18/18	3/2	12/10	15/21
ACU	34/24	45/41	79-65	+14	25-68/24-69	.368/.348	10-25/11-34	.400/.324	19-27/6-11	.704/.545	44/43 +1	13/17	12/20	4/6	13/8	13/21
Kansas	22/30	38/41	60-71	(11)	22-69/25-62	.319/.403	5-27/3-15	.185/.200	11-15/18-25	.733/.720	40/50 (10)	7/9	13/15	6/5	3/8	24/17
CHARLOTTE	30/37	43/35	73-72	+1	26-75/27-74	.347/.365	9-31/5-13	.290/.385	12-24/13-20	.500/.650	45/58 (13)	11/15	10/17	5/3	10/7	19/20
TULSA	35/24	32/17	67-41	+26	25-67/16-69	.373/.232	6-29/2-16	.207/.125	11-19/7-10	.579/.700	61/39 +22	13/5	9/7	7/3	2/4	10/16
UT-ARLINGTON	37/24	54/33	91-57	+34	30-65/22-54	.462/.407	12-28/3-15	.429/.200	19-21/10-16	.905/.625	40/27 +13	19/10	14/22	2/2	11/6	21/21
Arizona State	14/52	29/37	43-89	(46)	17-57/37-73	.298/.507	4-18/12-20	.222/.600	5-6/3-6	.833/.500	35/41 (6)	7/27	23/8	4/4	1/11	12/13
GRAMBLING	40/23	39/39	79-62	+17	25-66/25-66	.379/.379	11-24/7-27	.458/.259	18-27/5-9	.667/.556	48/35 +13	18/12	13/14	1/6	6/6	11/21
OLE MISS	37/32	36/40	73-72	+1	26-61/23-55	.426/.418	8-21/7-18	.381/.389	13-20/19-26	.650/.731	38/34 +4	11/14	15/17	7/4	7/6	18/17
#5/3 Mississippi State	39/49	30/62	69-111	(42)	28-62/44-76	.452/.579	6-18/10-20	.333/.500	7-12/13-14	.583/.929	29/40 (11)	12/25	16/4	3/2	3/7	17/15
ALABAMA	29/32	47/51	76-83	(7)	26-70/26-65	.371/.400	6-21/6-18	.286/.333	18-21/25-36	.857/.694	43/44 (1)	9/12	17/14	5/7	8/9	26/19
Georgia	25/31	40/47	65-78	(13)	22-65/30-73	.338/.411	5-21/8-18	.238/.444	16-23/10-12	.696/.833	43/49 (6)	10/19	17/13	1/9	10/6	16/14
Auburn	41/17	27/41	68-58	+10	24-61/19-56	.393/.339	9-30/2-14	.300/.143	11-15/18-22	.733/.818	39/33 +6	14/7	12/15	1/4	4/8	17/18
FLORIDA	28/35	23/30	51-65	(14)	21-76/26-69	.276/.377	5-30/7-29	.167/.241	4-4/6-7	1000/.857	42/54 (12)	8/15	8/14	3/1	3/4	9/9
No. 11 Mizzou	29/51	25/37	54-88	(34)	22-67/27-52	.328/.519	8-27/13-25	.296/.520	2-7/21-27	.286/.778	33/43 (10)	10/21	9/11	1/6	2/6	20/11
#9/7 South Carolina	12/44	30/46	42-90	(48)	18-67/32-75	.269/.427	2-16/4-20	.125/.200	4-10/22-31	.400/.710	31/62 (31)	5/17	12/11	5/9	5/8	25/12
KENTUCKY	26/43	39/33	65-76	(11)	21-56/27-59	.375/.458	9-28/5-11	.321/.455	14-17/17-22	.824/.773	33/35 (2)	15/14	18/13	3/2	3/12	19/17
Alabama	40/26	34/40	74-66	+8	28-60/24-57	.467/.421	6-15/1-10	.400/.100	12-15/17-24	.800/.708	33/39 (6)	9/7	13/15	1/1	8/9	22/17

Note: Game totals are displayed in the format TEAM/OPPONENT for each category



@RazorbackWBB STATISTICS Arkansas Points-Rebounds-Assists (as of Feb 04, 2018) All games

				01	03	04	10	12	13	14	20	21	22	24	
Opponent	Date	Score		NORTHGROS	MONK,MALIC	SWENSON,K	WILLIAMS,K	MCCLURE,B	SPANGLER,	MASON,JAIL	STOUT,SYDN	COSPER,DE	ZIMMERMAN,	THOMAS,TA	W
SHSU	11/10/17	65-54	w	3-2-2	18-2-4	5-1-0	7-2-1	DNP	0-0-0	8-5-4	1-1-0	17-12-2	2-3-2	4-4-0	
SAM	11/12/17	84-63	w	0-1-6	21-9-6	9-0-1	10-5-0	DNP	0-1-0	12-1-2	1-1-0	18-5-2	0-0-0	13-9-0	
at NEB	11/16/17	69-80	L	3-4-0	22-3-6	3-3-0	6-11-1	DNP	DNP	8-5-2	DNP	21-4-0	1-0-0	5-11-1	
at ORU	11/20/17	77-66	w	8-1-1	24-3-4	6-2-0	8-5-0	DNP	DNP	6-2-1	DNP	21-10-1	2-4-1	2-9-0	
at UTEPW	11/24/17	61-64	L	7-2-3	10-2-5	6-2-0	1-1-0	DNP	0-0-0	8-4-2	0-0-0	22-5-0	4-3-2	1-4-0	
vs NMSU	11/25/17	69-60	w	7-2-0	22-7-2	5-6-0	11-11-0	DNP	DNP	3-6-2	DNP	17-11-4	1-3-2	3-7-0	
ACU	11/29/17	79-65	w	15-3-1	15-2-1	3-2-0	12-8-0	DNP	0-0-0	13-7-8	0-1-0	11-3-1	3-6-2	7-7-0	
at KU	12/03/17	60-71	L	2-2-1	21-7-5	4-2-0	6-16-0	DNP	0-0-0	10-2-1	DNP	17-3-0	0-2-0	0-0-0	
CHA	12/07/17	73-72	w	3-3-1	15-4-3	3-2-0	9-12-0	DNP	DNP	12-4-4	DNP	25-14-2	6-3-1	0-0-0	
TLS	12/10/17	67-41	w	1-9-1	14-4-3	7-6-0	13-7-2	DNP	0-1-0	11-5-6	0-1-0	11-11-0	6-7-1	4-7-0	
UTA	12/17/17	91-57	w	22-4-3	20-1-6	10-5-2	2-8-0	DNP	3-1-0	15-4-7	4-2-0	8-1-1	6-3-0	0-4-0	
at ASU	12/21/17	43-89	L	8-1-1	12-2-2	2-3-1	3-4-0	DNP	0-1-0	6-4-1	0-0-0	8-1-1	2-4-1	2-3-0	
GRAMWBB	12/28/17	79-62	w	14-4-0	10-2-10	8-2-2	12-16-0	DNP	0-0-0	8-7-1	0-1-1	16-4-3	0-0-0	8-2-1	
OM	12/31/17	73-72	w	9-3-0	12-2-4	8-4-0	5-9-1	DNP	DNP	13-2-4	DNP	18-11-1	2-1-1	6-3-0	
at MS	01/04/18	69-111	L	8-1-1	8-3-4	0-2-0	13-2-0	0-0-0	4-1-0	15-3-4	0-0-0	13-7-3	4-3-0	4-6-0	
UA	01/07/18	76-83	L	2-0-2	21-4-1	9-0-0	6-7-0	DNP	0-0-0	12-6-0	DNP	24-13-4	0-2-2	2-4-0	
at UGA	11/11/18	65-78	L	6-2-1	16-5-2	0-0-0	2-3-1	DNP	DNP	15-5-1	DNP	8-7-2	11-5-2	6-8-1	
at AU	01/14/18	68-58	w	7-6-3	14-5-4	0-0-0	15-14-0	DNP	DNP	15-2-5	DNP	0-1-0	13-8-2	4-1-0	
UF	01/18/18	51-65	L	6-6-1	23-8-4	7-4-1	8-4-0	DNP	DNP	5-6-1	DNP	DNP	0-3-1	2-6-0	
at MU-W	01/21/18	54-88	L	6-4-2	11-3-2	5-4-1	14-7-0	0-0-0	0-0-0	14-3-1	0-1-0	DNP	2-3-2	2-3-2	
at SC	01/25/18	42-90	L	0-2-0	12-2-0	6-4-0	0-4-0	0-0-0	0-0-0	10-2-1	0-0-1	3-1-2	2-2-1	2-6-0	
UK	01/29/18	65-76	L	3-3-2	11-2-6	2-1-0	6-7-0	DNP	DNP	13-3-3	0-0-0	17-5-1	8-5-3	4-1-0	
at UA	2/4/18	74-66	w	3-0-3	17-5-1	2-2-0	10-5-0	DNP	DNP	6-5-3	DNP	21-3-1	11-2-1	4-6-0	

THE LAST TIME A RAZORBACK TEAM ...

OFFENSE

Scored 110+	110, vs. Providence (11/16/98)
Scored 100+ points at home	101, Houston Baptist, 12-28-16
Scored 100+ points on the road	108, Baylor (3-6-91; SWC Tourn., Dallas, Texas)
Scored 90-99 points	91 vs. UTA, 12-17-17
Scored 90+ points at home	101, Houston Baptist, 12-28-16
Scored 90+ points on the road	91, (91-80 Win in 3OT, 2-10-13, at Alabama)
Scored 80-89 points	84, Samford (11-12-17)
Scored 80-89 points at home	86, Mississippi Valley State (12-28-15)
Scored 80-89 points on the road	88, Southeast Missouri (NM) (11-29-13)
Scored 70-79 points	74, at Alabama, 2-4-18
Scored 70-79 points at home	73, Ole Miss, 12-31-17
Scored 70-79 points on the road	77 at Ole Miss, 1-31-13
Scored 60-69 points	65, Kentucky, 1-29-18
Was held to 50-59	54, at No. 11 Missouri, 1-21-18
Was held to 49-40	42 at No. 9 South Carolina (1-25-18)
Was held to 39-20	32, at No. 2 South Carolina (1-3-16)
Was held to 20 or less	N/A
Made 30-39 field goals	30 vs. UTA, 12-17-17
Made 20-29 field goals	28, at Alabama, 2-4-18
Made 10-19 field goals	18 at No. 9 South Carolina (1-25-18)
Made 10 three-point field goals	11, Grambling State, 12-28-17
Did not make a three point basket (began in 1986)	0-10, at Mississippi State (L 44-47), 2-3-13
Made 30 free throws	38 at Florida (38-54); (2-22-04)
Made 15+ Free Throws	18, Grambling State, 12-28-17
Shot 40-49 or better from the field	46.7% (28-60), at Alabama, 2-4-18
Shot 50-59 or better from the field	52.1 (38-73), Houston Baptist, 12-28-16
Shot 60 percent or better from the field	600 (36-60) vs. Ole Miss (W, 93-52; 3-3-13)
Held to less than 40 percent from the field	37.5% (21-56), Kentucky, 1-29-18
Held to less than 30 percent from the field	26.9% at No. 9 South Carolina (1-25-18)
Held to less than 20 percent from the field	182 (10-55) vs. No. 6/7 Tennessee (1-8-12; L, 38-69)
Allowed opponent to shoot over 50% from the field	5 .9% (27-52), at No. 11 Missouri, 1-21-18
Held opponent to less than 40% from the field	33.9% (19-56), at Auburn, 1-14-18
Held opponent to less than 30% from the field	23.2% (16-69), Tulsa, 12-10-17
Held opponent to less than 20% from the field in a half:	136 (3-22), First Half, Binghamton, 11-30-13
.....	200 (5-25), First Half, MVSU, 12-28-13
.....	200 (5-25), First Half, Grambling State, 12-29-14
Had 20 or more assists in a game	27, Houston Baptist, 12-28-16

DEFENSE

Allowed 100 points	111 at #5/3 Mississippi State (1-4-18)
Allowed 80-99 points	90 at No. 9 South Carolina (1-25-18)
Allowed 70-79 points	76, Kentucky, 1-29-18
Allowed 69-60 points	66, at Alabama, 2-4-18
Held opponent to 59-50 points	58, at Auburn, 1-14-18
Held opponent to 40-49 points	41, Tulsa, 12-10-17
Held opponent to 39-30	36, Northwestern State, 12-18-16
Held opponent under 45 points three cons. games	45, SHSU (11-8-13, W 81-45);
.....	33 ORU (11-13-13, W 91-33); 45, Furman (11-16-13, W, 74-45)
Held an SEC opponent under 50 points in 3 cons. games	47, Auburn (1-29-15, W, 52-47); 42,
.....	Alabama (2-1-15, W, 53-42);
.....	#24/21 Georgia (2-9-15, W, 54-48)
Held opponent to 29 points or less	23, Binghamton, 11-30-13
Held an opponent under 15 points in a half	13, Northwestern State, 12-18-16
Held opponent under 15 field goals	14, Houston Baptist, 12-28-16
Held opponent under 15% from three-point distance	14.3% (2-14), at Auburn, 1-14-18
Had 70+ rebounds	74, Mississippi Valley State (11-24-89)
Had 60-69 rebounds	61, Tulsa, 12-10-17
Had 50-59 rebounds	55, vs. NMSU, 11-25-17
Had five or more blocked shots in a game	7, Ole Miss, 12-31-17
Had 20 or more steals in a game	20, ORU (11-13-13)
Had 15 or more steals in a game	16, at Florida, 2-9-17
Had 20 or more turnovers in a game	23 at Arizona State, 12-21-17
Forced 20-25 or more Turnovers in a game	22 vs. UTA, 12-17-17

OTHER

Won an overtime game	91-80 Win in 3OT, 2-10-13, at Alabama
Lost an overtime game	Florida (71-66), 1-28-16
Won a double overtime game	73-72, vs. Florida (1-29-12)
Lost a double overtime game	N/A
Won a triple overtime game	91-80 Win in 3OT, 2-10-13, at Alabama
Played consecutive overtime games	1-24-16 at Auburn (lost); 1-28-16 vs Florida (lost)
Won a regular season tournament	Nugget Classic (Reno, Nev., Nov. 25-26, 2016)
Defeated a ranked team	67-61, No. 13 Texas A&M, 1-7-16; 64-59, No. 13 Tenn., 1-14-16
.....	64-52, No. 24 Missouri, 1-17-16
Defeated a ranked team on the road	57-53, at #19/18 LSU, 2-23-14; 77-76,
.....	#17/16 Iowa (Las Vegas), 12-18-14
All-time SEC win streak	8 games (1-15-12: Auburn through 2-15-12: at Auburn)
All-time SEC home win streak	5 games (1-15-12: Auburn through 2-9-12: S. Carolina)

THE LAST TIME A RAZORBACK PLAYER ...

Scored 20-24 points	21, Devin Cosper at Alabama, 2-4-18
Scored 25-29 points	25, Devin Cosper, Charlotte (12-6-17)
Scored 30+ points	34, Jessica Jackson, Houston Baptist, 12-28-16
Scored 20+ points seven times in a season	Jessica Jackson, 2013-14 (22 vs. MTSU, 22 at Missouri, 23 at Fla., 24 at Georgia, 31 vs. Ole Miss, 23 at Kentucky, 25 at LSU)
Scored 20+ points eight times in a season	Malica Monk, 2017-18 (Samford 21, Neb. 22, ORU 24, NMSU 22, KU 21, UTA 20, Ala. 21, FL 23)
.....	Previous: Jessica Jackson, 2015-16
Double figures in 15 consecutive games (Season)	Jessica Jackson, 11/11/16-, LSU 1-8-17
Scored 23+ points in three consecutive games	Jessica Jackson (24 at Georgia 1-16-14, 31 vs. Ole Miss 1-19-14, 23 at Kentucky 1-26-14)
Three players scored double figures in 1 game	Kentucky, 1-29-18 (Monk, Mason, Cosper)
Four players scored double figures in 1 game	at Alabama, 2-4-18 (Cosper, Monk, Williams, Zimmerman)
Four players scored doubles figures for 4 cons. games	12-6-12 - 12-21-12: vs. Kansas, Furman, MVSU, and NSU
Five players scored double figures in 1 game	Abilene Christian (11-29-17)
.....	(Monk, Cosper, Mason, Williams, Northcross-Baker)
Made 10+ field goals in a game	10, Jessica Jackson, Kentucky, 2-16-17
Attempted 15-19 field goals in a game	Devin Cosper (16) at Alabama, 2-4-18
Attempted 20+ field goals in a game	28, Malica Monk, Florida, 1-18-18
Attempted 10 free throws in a game	12, Malica Monk vs. UTA, 12-17-17
Made 5 or more three-pointers in a game	6, Raven Northcross-Baker vs. UTA, 12-17-17
Attempted 10+ three-pointers in a game	11, Devin Cosper at Kansas, 12-3-17
Had 10-14 rebounds	14, Kiara Williams, at Auburn, 1-14-18
Had 15+ rebounds	16, Kiara Williams, Grambling State, 12-28-17
Had 10 offensive rebounds - Records go back to 05-06	11, Melissa Wolff vs. New Orleans (1-30-15)
Had 10 defensive rebounds - Records go back to 05-06	13, Devin Cosper, Alabama, 1-7-18
Had 10+ assists	10, Malica Monk, Grambling State, 12-28-17
Had 10+ assists in consecutive games	Jailyn Mason (11 vs. HBU, 12-28-16 and 10 at Ole Miss, 1-1-17)
.....	Calli Berna (11 vs. No. 10/8 KY 2/7/13 and 11 at UA 2/10/13)
Had 5+ blocks in a game	(3x) 5, Jessica Jackson (vs. ORU, 11-13-13);
.....	(No. 25 Vanderbilt, 2-20-14); (at Tulsa, 12-14-14)
Had 10 or more blocks in a game	9, Robyn Irwin vs. SMSU, 12-19-88 (school record)
Had 5 or more steals in a game	5, Malica Monk vs. NMSU, 11-25-17
Had a double-double	Kiara Williams (15/14), at Auburn, 1-14-18
Had a double-double in two straight games	2017-18: Devin Cosper (25/14) Charlotte and (11/11) Tulsa
Had two players record a double-double	Kiara Williams (12 pts/16 reb) &
.....	Malica Monk (10 pts/10 reb), Grambling State, 12-28-17
Had seven double-doubles in a season	Devin Cosper, 2017-18
.....	(SHSU, ORU, NMSU, Char., Tulsa, OM, AL)
Had 10+ double-doubles in a season	2006-07, Lauren Ervin (14)
Had a triple-double	14 pts, 13 reb, 12 asts, C'eira Ricketts vs. Auburn (1-18-09)



MIKE NEIGHBORS YEAR-BY-YEAR

Year	School	Overall	Pct.	Conf.	Pct.	Conf. Finish
2013-14	Washington	20-14	.588	10-8	.556	6/Pac-12
2014-15	Washington	23-10	.697	11-7	.611	5/Pac-12
2015-16	Washington	26-11	.703	11-7	.611	5/Pac-12
2016-17	Washington	29-6	.829	15-3	.833	T2/Pac-12
2017-18	Arkansas	12-11	.5230	3-8	.273	TBA
Totals	5 Years	110-52	.679	50-32	.634	

NEIGHBORS 3-1 IN BWA BEFORE THIS YEAR

As the head coach of Bentonville (Ark.) HS, Mike Neighbors went 3-0 in Bud Walton Arena in the high school play-offs. In 1997, his Tiger team defeated Bryant, Mount St. Mary's and Jonesboro to reach the state finals in Pine Bluff, Ark.

The lone loss occurred when Neighbors was an assistant coach at Tulsa. The 13th-ranked Razorbacks defeated Tulsa, 66-49, that season.

OPEN MIKE

Want to get to know Mike Neighbors in his own words? Check out the links below for stories about Mike, his hire and his dream job at Arkansas.

Mike's First 30 Days	http://bit.ly/First30
Mike's Dream Job	http://bit.ly/MNDreamJob
Mike's Press Conference	http://bit.ly/PressConfVideo

FROM ROOKIE NOD TO NAISMITH NOMINEE

In four short years Mike Neighbors went from a Spalding Maggie Dixon Division I Rookie Coach of the Year nominee in 2014, to a Naismith Women's College Coach of the Year national semifinalist in 2017.

Neighbors guided UW to an historic campaign in 2016-17 leading the Huskies to 27 wins, it's second most in program history, and he was just one shy of the all-time a school record set in 1990 (28).

Picked to place third in the Pac-12 in the preseason poll, UW tied for second in the league with a 15-3 record, it's best conference finish since 2003. The Huskies' 15 conference wins tied for third most in program history. Washington, who entered conference play with the program-best 12 non-conference wins, clinched its first-ever bye in the first round of the Pac-12 Tournament. Washington put together an 11-game win streak and a six-game win streak in Pac-12 play in 2016-17.

BENTONVILLE HS (HC)	94	
	95	
	96	
	97	
CABOT HS (HC)	98	
ARKANSAS (DIR OF OPS)	99	
	00	
TULSA (ASST)	01	
	02	
	03	
	04	
COLORADO (ASST)	05	
ARKANSAS (ASST)	06	
XAVIER (ASST)	07	
	08	
	09	
	10	
WASHINGTON (ASST)	11	
	12	
WASHINGTON (HC)	13	
	14	
	15	
	16	
ARKANSAS (HC)	17	

COACHES COACHING AT ALMA MATER

Mike Neighbors	Arkansas, 1993
Holly Warlick	Tennessee, 1981

A couple of other coaches have SEC ties. Joni Taylor is the head coach at Georgia and a 2002 graduate of Alabama. Matthew Mitchell is a 1995 graduate of Mississippi State and is the head coach at Kentucky. Nikki Fargas graduated from Tennessee in 1994 and is the head coach at LSU. Vic Schaefer is the head coach at Mississippi State and a 1984 graduate of Texas A&M.



NEIGHBORS BY THE NUMBERS

TOP 10 MOVIES

1. A Few Good Men
2. The Hunt For Red October
3. The Silence Of The Lambs
4. Hoosiers
5. Pretty Woman
6. Moneyball
7. Top Gun
8. JFK
9. The Lion King
10. Purple Rain

See the entire list here: <http://imdb.to/2royaEO>

He has 160 movies that are classified as 'thriller'. "Romance" is next with 152 followed by 69 "sport", 58 "mystery", and 32 "sci-fi".

TOP 10 SONGS

1. Sweet Child O' Mine (Guns N' Roses)
2. You Shook Me All Night Long (AC/DC)
3. Man In The Mirror (Michael Jackson)
4. Amarillo By Morning (George Strait)
5. Jessie's Girl (Rick Springfield)
6. Hysteria (Def Leppard)
7. Fishin' In The Dark (Nitty Gritty Dirt Band)
8. The Ballard of Curtis Loew (Lynyrd Skynyrd)
9. Wanted Dead Or Alive (Bon Jovi)
10. Let's Go Crazy (Prince)

TOP 10 TV SHOWS

1. West Wing (first three seasons)
2. The Wire
3. Breaking Bad
4. Seinfeld
5. The Newsroom
6. Prison Break
7. Arrested Development
8. Game of Thrones
9. The Sopranos
10. The Goldbergs

See the entire list here: <http://www.imdb.com/list/ls009377912/>

Neighbors has 16 comedies, 15 dramas and seven crime shows on the list.

MIKE NEIGHBORS DEVELOPS PLAYERS FOR THE NEXT LEVEL

Mike Neighbors has worked with 11 WNBA Draft Picks

YEAR	UNIVERSITY	PLAYER	ROUND	OVERALL	TEAM NOTE
2017	Washington	Kelsey Plum	1	1	San Antonio Spurs ! @
	Washington	Chantel Osahor	2	21	Chicago Sky ! @
2016	Washington	Talia Walton	3	29	Los Angeles Sparks ! @
2011	Xavier	Amber Harris	1	4	Minnesota Lynx #
	Xavier	Ta'Shia Phillips	1	8	Atlanta Dream #
	TAMU/UAHS	Tanisha Smith	2	22	Seattle Storm #
	Colorado	Brittany Spears	2	19	Phoenix Mercury *
2009	Arkansas	Shameka Christon	1	5	New York Liberty #
2008	Arkansas	Lauren Ervin	3	37	Connecticut Sun #
2006	Tulsa	Megan Moody	-	-	Houston Comets
					Free Agent #
2003	Tulsa	Allison Curtin	1	12	Houston Comets ! #
	Arkansas	Dana Cherry	2	23	Traded to Detroit Shock
					Charlotte Sting

*-Recruited but did not coach

!-At the school when player was drafted

@-Worked with player as a head coach

#-Worked with player as an assistant coach

\$-Worked with player as other (GA, etc)

FAST RISE TO ELITE RANKS

Mike Neighbors had a meteoric rise to the top as a head coach at Washington. In four seasons, he amassed 96 wins, had three NCAA Tournament appearances and reached the Final Four. Those accomplishments put him in some rare air.

FIRST FOUR YEARS AS A POWER FIVE HEAD COACH

Coach	School	Wins	NCAA Apps.	NCAA Best
Holly Warlick	Tennessee	108	4	Sweet 16
Mike Neighbors	Washington	98	3	1 Final Four
Jeff Walz	Louisville	96	3	1 Final Four
Nikki Fargas	UCLA	95	3	2nd Rnd
Vic Schaefer	Mississippi State	90	2	Sweet 16
Karen Aston	Texas	89	3	1 Elite 8
Matthew Mitchell	Kentucky	86	2	1 Elite 8
Kevin McGuff	Xavier	80	1	1 Elite 8
Dawn Staley	South Carolina	77	1	-
Brenda Frese	Minn./Maryland	72	2	-

BUILDING A FAN BASE

Mike Neighbors saw a 62.9% increase in attendance in his four seasons at Washington. Look for fan engagement to be a big part of future Razor-back programs as well.

COACHING TREE

Coach	Years	Current Position
Fred Castro	'14, '15, '16	HC Eastern Michigan
Adia Barnes	'14, '15	HC Arizona
Adam Call	'14	AC Eastern Michigan
Morgan Valley	'16	AC Arizona
Todd Schaefer	'16	AC Arkansas
Jasmine Lister	'16	AC DePaul



WANT TO ASK SOME GOOD QUESTIONS?

1. He has had two heart attacks
2. He keeps a lot of lists
3. His lowest moment was he eureka moment
4. He plays guitar and has a band
5. He reads really fast
6. He is an analytics nerd
7. He is a bar-game prodigy

Sign up for Mike Neighbors' newsletter and listen to his podcasts at

CoachNeighbors.com





CAREER STATS



3

MALICA MONKJunior | 5-5 | Guard | NLR, Arkansas
N. Little Rock HS**CAREER HIGHS**

Points	24	ORU	11-20-17
FG Made	9	Florida	1-18-18*
FG Att.	28	Florida	1-18-18
3P Made	3	at No. 11 MU	1-21-18
3P Att.	6	at No. 11 MU	1-21-18*
FT Made	12	UTA	12-17-17
FT Att.	12	UTA	12-17-17
Off. Rebounds	3	NMSU	11-15-17*
Def. Rebounds	8	Samford	11-12-17
Rebounds	9	Samford	11-12-17
Assists	10	Grambling	12-18-17
Blocks	3	LSU	1-8-17
Steals	6	Kentucky	2-16-17*
Minutes	40	at Auburn	1-14-18

SEASON HIGHS

Points	24	ORU	11-20-17
FG Made	9	Florida	1-18-18*
FG Att.	28	Florida	1-18-18
3P Made	3	at No. 11 MU	1-21-18
3P Att.	6	at No. 11 MU	1-21-18*
FT Made	12	UTA	12-17-17
FT Att.	12	UTA	12-17-17
Off. Rebounds	3	Alabama	1-7-18*
Def. Rebounds	8	Samford	11-12-17
Rebounds	9	Samford	11-12-17
Assists	10	Grambling	12-18-17
Blocks	1	NMSU	11-25-17
Steals	4	NMSU	11-15-17*
Minutes	40	at Auburn	1-14-18

*Most Recent

2017-18 GAME-BY-GAME STATS

Opponent	Date	gs	min	Total		3-Pointers		Free throws		Rebounds				pf	a	t/o	blk	stl	pts	avg	
				fg-fga	pct	3fg-fga	pct	ft-fa	pct	off	def	tot	avg								
SHSU	11/10/17	*	33	7-13	.538	1-4	.250	3-4	.750	0	2	2	2.0	2	4	1	0	4	18	18.0	
SAMFORD	11/12/17	*	37	6-14	.429	2-3	.667	7-7	1.000	1	8	9	5.5	2	6	1	0	2	21	19.5	
at Nebraska	11/16/17	*	37	9-19	.474	1-4	.250	3-3	1.000	0	3	3	4.7	5	6	2	0	3	22	20.3	
at Oral Roberts	11/20/17	*	32	9-16	.563	1-3	.333	5-6	.833	0	3	3	4.3	1	4	1	0	1	24	21.3	
at UTEP	11/24/17	*	36	3-15	.200	1-6	.167	3-3	1.000	0	2	2	3.8	2	5	1	0	3	10	19.0	
vs NM State	11/25/17	*	38	9-17	.529	1-4	.250	3-7	.429	3	4	7	4.3	0	2	5	1	4	22	19.5	
ACU	11/29/17	*	29	5-14	.357	1-2	.500	4-6	.667	0	2	2	4.0	2	1	2	0	1	15	18.9	
at Kansas	12/03/17	*	32	8-20	.400	1-3	.333	4-4	1.000	3	4	7	4.4	4	5	3	0	0	21	19.1	
CHARLOTTE	12/07/17	*	38	6-18	.333	2-6	.333	1-2	.500	1	3	4	4.3	4	3	1	0	3	15	18.7	
TULSA	12/10/17	*	25	4-10	.400	2-4	.500	4-4	1.000	1	3	4	4.3	2	3	3	0	1	14	18.2	
UT-ARLINGTON	12/17/17	*	31	4-11	.364	0-2	.000	12-12	1.000	0	1	1	4.0	1	6	3	0	1	20	18.4	
at Arizona State	12/21/17	*	30	5-19	.263	0-4	.000	2-2	1.000	0	2	2	3.8	1	2	2	0	1	12	17.8	
GRAMBLING	12/28/17	*	35	2-7	.286	0-1	.000	6-8	.750	1	1	2	3.7	1	10	6	1	3	10	17.2	
OLE MISS	12/31/17	*	39	4-13	.308	0-3	.000	4-8	.500	1	1	2	3.6	1	4	3	0	1	12	16.9	
at #5/3 Mississippi State	01/04/18	*	29	3-16	.188	0-1	.000	2-4	.500	0	3	3	3.5	3	4	1	1	2	8	16.3	
ALABAMA	01/07/18	*	33	8-17	.471	1-2	.500	4-7	.571	3	1	4	3.6	4	1	6	0	0	21	16.6	
at Georgia	1/11/18	*	35	4-18	.222	0-2	.000	8-11	.727	0	5	5	3.6	3	2	3	1	2	16	16.5	
at Auburn	01/14/18	*	40	4-13	.308	2-6	.333	4-4	1.000	1	4	5	3.7	4	4	0	0	1	14	16.4	
FLORIDA	01/18/18	*	39	9-28	.321	1-5	.200	4-4	1.000	2	6	8	3.9	3	4	2	0	0	23	16.7	
at No. 11 Mizzou	01/21/18	*	31	4-12	.333	3-6	.500	0-2	.000	0	3	3	3.9	2	2	2	0	0	11	16.5	
at #9/7 South Carolina	01/25/18	*	27	6-20	.300	0-0	.000	0-0	.000	2	0	2	3.8	3	0	1	0	1	12	16.2	
KENTUCKY	01/29/18	*	35	2-10	.200	1-6	.167	6-6	1.000	0	2	2	3.7	3	6	2	1	0	11	16.0	
at Alabama	2/4/18	*	37	5-12	.417	2-3	.667	5-5	1.000	0	5	5	3.8	4	1	4	0	4	17	16.0	
Totals			23	778	126-352	.358	23-80	.288	94-119	.790	19	68	87	3.8	57	85	55	5	38	369	16.0

Games played: 23
Minutes/game: 33.8
Points/game: 16.0
FG Pct: 35.8
3FG Pct: 28.8
FT Pct: 79.0Rebounds/game: 3.8
Assists/game: 3.7
Turnovers/game: 2.4
Assist/turnover ratio: 1.5
Steals/game: 1.7
Blocks/game: 0.2**NOTES**

- » University of Arkansas Athletic Department Academic Honor Roll: Fall, 2017
- » 14 points, seven assists and just one turnover in exhibition game
- » Fourteen consecutive games with double figure scoring - snapped at No. 5/3 Mississippi State.
- » Twenty-two games in double figure scoring this season.
- » Eight games with 20+ points.
- » Named CollegeSportsMadness.com's SEC Player of the Week (11.13.17).
- » Improved career-best with 24 points in 32 minutes at ORU
- » Had 13 points in the fourth quarter at ORU.
- » Led team in scoring nine games.
- » Six games with 5+ assists this year. Had four all of last year.
- » Career-best 10 assists and her first career double-double with 10 points and 10 assists versus Grambling State.
- » Perfect from the line in 10 games including a career-best 12-for-12 against UTA.

CAREER STATS

Year	GP-GS	Min	Avg	Total			3-Point			F-Throw			Rebounds				PF	FO	Ast	TO	Blk	Stl	Pts	Avg
				FG	FGA	Pct	FG	FGA	Pct	FT	FTA	Pct	Off	Def	Tot	Avg								
2015-16	27-5	461	17.1	48	136	.353	2	10	.200	12	19	.632	6	23	29	1.1	60	2	47	44	5	23	110	4.1
2016-17	27-27	842	31.2	96	230	.417	7	25	.280	48	71	.676	29	52	81	3.0	79	2	83	59	7	62	247	9.1
2017-18	23-23	778	33.8	126	352	.358	23	80	.288	94	119	.790	19	68	87	3.8	57	1	85	55	5	38	369	16.0
TOTAL	77-55	2081	27.0	270	718	.376	32	115	.278	154	209	.737	54	143	197	2.6	196	5	215	158	17	123	726	9.4



4

KEIRYN SWENSONJunior | 6-1 | Forward | Wichita, Kansas
Maize HS**CAREER HIGHS**

Points	23	vs. HBU	12-28-16
FGM	7	vs. Navy	11-26-16
FGA	13	at Ole Miss	1-1-17
3PM	4	at Ole Miss	1-1-17
3PA	9	at Ole Miss	1-1-17
FTM	8	vs. HBU	12-28-16
FTA	9	vs. HBU	12-28-16
OREB	5	at Alabama	1-15-17*
DREB	6	vs. NSU	12-18-15*
REB	9	at Alabama	1-15-17*
AST	2	Grambling	12-18-17*
BLK	2	vs. SHSU	11-10-17*
STL	2	UTEP	11-24-17*
MIN	37	at Ole Miss	1-1-17

SEASON HIGHS

Points	10	UTA	12-17-17
FG Made	4	UTA	12-17-17
FG Att.	9	at Missouri	1-21-18
3P Made	3	Alabama	1-7-18*
3P Att.	6	Ole Miss	12-31-17*
FT Made	3	at S. Carolina	1-25-18
FT Att.	5	at S. Carolina	1-25-18
Off. Rebounds	3	Ole Miss	12-31-17
Def. Rebounds	4	UTA	12-17-17*
Rebounds	6	Tulsa	12-10-17*
Assists	2	Grambling	12-18-17*
Blocks	2	SHSU	11-10-17
Steals	2	UTEP	11-24-17
Minutes	26	Florida	1-18-18

*Most Recent

2017-18 GAME-BY-GAME STATS

Opponent	Date	gs	min	Total		3-Pointers		Free throws		Rebounds				pf	a	t/o	blk	stl	pts	avg	
				fg-fga	pct	3fg-fga	pct	ft-fa	pct	off	def	tot	avg								
SHSU	11/10/17	18		2-8	.250	1-4	.250	0-0	.000	0	1	1	1.0	1	0	0	2	0	5	5.0	
SAMFORD	11/12/17	13		3-5	.600	3-4	.750	0-0	.000	0	0	0	0.5	3	1	0	0	0	9	7.0	
at Nebraska	11/16/17	17		1-5	.200	1-5	.200	0-0	.000	1	2	3	1.3	2	0	0	0	0	3	5.7	
at Oral Roberts	11/20/17	15		2-3	.667	1-2	.500	1-2	.500	0	2	2	1.5	2	0	1	0	1	6	5.8	
at UTEP	11/24/17	16		2-7	.286	2-6	.333	0-2	.000	1	1	2	1.6	0	0	1	0	2	6	5.8	
vs NM State	11/25/17	14		2-5	.400	1-4	.250	0-0	.000	2	4	6	2.3	1	0	4	0	0	5	5.7	
ACU	11/29/17	17		1-3	.333	1-2	.500	0-0	.000	1	1	2	2.3	0	0	1	0	1	3	5.3	
at Kansas	12/03/17	18		1-3	.333	1-3	.333	1-2	.500	0	2	2	2.3	1	0	1	1	0	4	5.1	
CHARLOTTE	12/07/17	13		1-5	.200	1-4	.250	0-0	.000	0	2	2	2.2	2	0	0	0	0	3	4.9	
TULSA	12/10/17	21		2-7	.286	1-5	.200	2-2	1.000	2	4	6	2.6	0	0	0	1	0	7	5.1	
UT-ARLINGTON	12/17/17	17		4-8	.500	2-4	.500	0-0	.000	1	4	5	2.8	1	2	2	0	0	10	5.5	
at Arizona State	12/21/17	15		1-3	.333	0-1	.000	0-0	.000	2	1	3	2.8	0	1	3	1	0	2	5.3	
GRAMBLING	12/28/17	24		2-3	.667	2-3	.667	2-2	1.000	0	2	2	2.8	2	2	0	0	0	8	5.5	
OLE MISS	12/31/17	12		3-8	.375	1-6	.167	1-1	1.000	3	1	4	2.9	1	0	2	1	0	8	5.6	
at #5/3 Mississippi State	01/04/18	15		0-0	.000	0-0	.000	0-0	.000	1	1	2	2.8	1	0	1	0	0	0	5.3	
ALABAMA	01/07/18	12		3-4	.750	3-4	.750	0-0	.000	0	0	0	2.6	3	0	0	1	0	9	5.5	
at Georgia	1/11/18	6		0-2	.000	0-2	.000	0-0	.000	0	0	0	2.5	0	0	1	0	0	0	5.2	
at Auburn	01/14/18	11		0-2	.000	0-2	.000	0-0	.000	0	0	0	2.3	1	0	0	0	0	0	4.9	
FLORIDA	01/18/18	26		3-6	.500	1-4	.250	0-0	.000	1	3	4	2.4	1	1	1	1	1	7	5.0	
at No. 11 Mizzou	01/21/18	22		2-9	.222	1-5	.200	0-0	.000	1	3	4	2.5	1	1	0	0	0	5	5.0	
at #9/7 South Carolina	01/25/18	17		1-8	.125	1-5	.200	3-5	.600	1	3	4	2.6	1	0	1	1	0	6	5.0	
KENTUCKY	01/29/18	10		1-3	.333	0-2	.000	0-0	.000	0	1	1	2.5	0	0	2	0	0	2	4.9	
at Alabama	2/4/18	4		0-1	.000	0-1	.000	2-2	1.000	1	1	2	2.5	0	0	0	0	0	2	4.8	
Totals		0	353		37-108	.343	24-78		12-18	.667	18	39	57	2.5	24	8	21	9	5	110	4.8

Games played: 23
Minutes/game: 15.3
Points/game: 4.8
FG Pct: 34.3
3FG Pct: 30.8
FT Pct: 66.7Rebounds/game: 2.5
Assists/game: 0.3
Turnovers/game: 0.9
Assist/turnover ratio: 0.4
Steals/game: 0.2
Blocks/game: 0.4**NOTES**

- » Saw a 206.4% increase in scoring between freshman and sophomore seasons (78 vs. 239 points).
- » **SEC Winter Academic Honor Roll** (2016-17).
- » **SEC First-Year Academic Honor Roll** (2015-16).
- » **University of Arkansas Athletic Department Academic Champion (4.0):** Fall, 2017
- » At least one 3-pointer in her first 11 games this year and in 17 games this season.
- » Season-best 10 points on 4-for-8 shooting against UTA.

CAREER STATS

Year	GP-GS	Min	Avg	Total			3-Point			F-Throw			Rebounds				PF	FO	Ast	TO	Blk	Stl	Pts	Avg
				FG	FGA	Pct	FG	FGA	Pct	FT	FTA	Pct	Off	Def	Tot	Avg								
2015-16	29-1	373	12.9	27	84	.321	5	21	.238	19	27	.704	34	34	68	2.3	26	0	7	15	4	10	78	2.7
2016-17	30-11	709	23.6	89	179	.497	31	71	.437	30	39	.769	53	71	124	4.1	56	0	15	28	17	16	239	8.0
2017-18	23-0	353	15.3	37	108	.343	24	78	.308	12	18	.667	18	39	57	2.5	24	0	8	21	9	5	110	4.8
TOTAL	82-12	1435	17.5	153	371	.412	60	170	.353	61	84	.726	105	144	249	3.0	106	0	30	64	30	31	427	5.2



10

KIARA WILLIAMSSophomore | 6-1 | Forward | LR, Arkansas
Little Rock HS**CAREER HIGHS**

Points	15	at Auburn	1-14-18
FGM	7	at Auburn	1-14-18
FGA	11	NMSU	11-25-17
3PM	1	#5 Miss St.	1-4-18
3PA	1	#5 Miss St.	1-4-18
FTM	4	Grambling	12-18-17*
FTA	11	Charlotte	12-6-17
OREB	8	Grambling	12-18-17*
DREB	11	at Kansas	12-3-17
REB	16	Grambling	12-18-17*
AST	2	Florida	1-18-18*
BLK	4	Ole Miss	12-31-17*
STL	4	Charlotte	12-6-17
MIN	29	Charlotte	12-6-17

SEASON HIGHS

Points	15	at Auburn	1-14-18
FG Made	7	at Auburn	1-14-18
FG Att.	11	NMSU	11-25-17
3P Made	1	#5 Miss St.	1-4-18
3P Att.	1	#5 Miss St.	1-4-18
FT Made	4	Grambling	12-18-17*
FT Att.	11	Charlotte	12-6-17
Off. Rebounds	8	Grambling	12-18-17*
Def. Rebounds	11	at Kansas	12-3-17
Rebounds	16	Grambling	12-18-17*
Assists	2	Florida	1-18-18*
Blocks	4	Ole Miss	12-31-17*
Steals	4	Charlotte	12-6-17
Minutes	29	Charlotte	12-6-17

*Most Recent

2017-18 GAME-BY-GAME STATS


Opponent	Date	gs	min	Total		3-Pointers		Free throws		Rebounds				pf	a	t/o	blk	stl	pts	avg	
				fg-fga	pct	3fg-fga	pct	ft-fa	pct	off	def	tot	avg								
SHSU	11/10/17	*	17	3-4	.750	0-0	.000	1-1	1.000	0	2	2	2.0	1	1	0	0	0	7	7.0	
SAMFORD	11/12/17	*	19	5-7	.714	0-0	.000	0-0	.000	1	4	5	3.5	1	0	0	4	2	10	8.5	
at Nebraska	11/16/17	*	20	3-6	.500	0-0	.000	0-0	.000	6	5	11	6.0	4	1	2	2	1	6	7.7	
at Oral Roberts	11/20/17	*	17	3-7	.429	0-0	.000	2-2	1.000	3	2	5	5.8	4	0	1	0	1	8	7.8	
at UTEP	11/24/17	*	8	0-2	.000	0-0	.000	1-2	.500	1	0	1	4.8	3	0	1	0	1	1	6.4	
vs NM State	11/25/17	*	25	5-11	.455	0-0	.000	1-3	.333	4	7	11	5.8	2	0	3	0	2	11	7.2	
ACU	11/29/17	*	20	4-6	.667	0-0	.000	4-5	.800	5	3	8	6.1	0	0	0	1	3	12	7.9	
at Kansas	12/03/17	*	28	3-6	.500	0-0	.000	0-1	.000	5	11	16	7.4	3	0	4	2	0	6	7.6	
CHARLOTTE	12/07/17	*	29	3-8	.375	0-0	.000	3-11	.273	8	4	12	7.9	3	0	0	3	4	9	7.8	
TULSA	12/10/17	*	17	6-9	.667	0-0	.000	1-4	.250	4	3	7	7.8	2	2	0	2	0	13	8.3	
UT-ARLINGTON	12/17/17	*	22	1-3	.333	0-0	.000	0-0	.000	3	5	8	7.8	4	0	0	1	2	2	7.7	
at Arizona State	12/21/17	*	16	0-2	.000	0-0	.000	3-4	.750	0	4	4	7.5	1	0	1	1	0	3	7.3	
GRAMBLING	12/28/17	*	22	4-10	.400	0-0	.000	4-8	.500	8	8	16	8.2	1	0	0	0	1	12	7.7	
OLE MISS	12/31/17	*	23	1-5	.200	0-0	.000	3-4	.750	2	7	9	8.2	5	1	0	4	1	5	7.5	
at #5/3 Mississippi State	01/04/18	*	20	5-5	1.000	1-1	1.000	2-2	1.000	0	2	2	7.8	1	0	3	1	0	13	7.9	
ALABAMA	01/07/18	*	21	3-10	.300	0-0	.000	0-0	.000	1	6	7	7.8	1	0	2	0	2	6	7.8	
at Georgia	1/11/18	*	7	1-4	.250	0-0	.000	0-0	.000	2	1	3	7.5	2	1	0	0	0	2	7.4	
at Auburn	01/14/18	*	27	7-9	.778	0-0	.000	1-3	.333	7	7	14	7.8	2	0	0	0	1	15	7.8	
FLORIDA	01/18/18	*	17	4-6	.667	0-0	.000	0-0	.000	1	3	4	7.6	1	0	2	1	0	8	7.8	
at No. 11 Mizzou	01/21/18	*	20	6-10	.600	0-0	.000	2-3	.667	3	4	7	7.6	4	0	0	0	1	14	8.2	
at #9/7 South Carolina	01/25/18	*	14	0-2	.000	0-1	.000	0-0	.000	1	3	4	7.4	3	0	0	0	1	0	7.8	
KENTUCKY	01/29/18	*	19	3-7	.429	0-0	.000	0-1	.000	4	3	7	7.4	2	0	0	1	0	6	7.7	
at Alabama	2/4/18	*	18	5-7	.714	0-0	.000	0-1	.000	2	3	5	7.3	3	0	1	0	0	10	7.8	
Totals			22	446	75-146	.514	1-2	.500	28-55	.509	71	97	168	7.3	53	6	20	23	23	179	7.8

Games played: 23
Minutes/game: 19.4
Points/game: 7.8
FG Pct: 51.4
3FG Pct: 50.0
FT Pct: 50.9Rebounds/game: 7.3
Assists/game: 0.3
Turnovers/game: 0.9
Assist/turnover ratio: 0.3
Steals/game: 1.0
Blocks/game: 1.0**NOTES**

- » Enjoys Marvel movies.
- » Career-best four blocks against Samford. Tied that against Ole Miss in the SEC opener.
- » Posted first double-figure rebound total with 11 boards on the road at Nebraska.
- » Has scored in every game.
- » First time in her career to have double figures in the first half against ACU.
- » Career-best 16 rebounds, including 11 defensive rebounds, at Kansas.
- » Nine games in double figures.
- » Made her first career 3-point basket in the opening shot of the No. 5/3 Mississippi State game.
- » Double-Doubles: First career double-double with 11 points and 11 rebounds against New Mexico State ... Second career double-double with 12 points and tied her career-best with 16 rebounds versus Grambling State ... Third at Auburn with a career-best 15 points and 14 rebounds.

CAREER STATS

Year	GP-GS	Min	Avg	Total			3-Point			F-Throw			Rebounds				PF	FO	Ast	TO	Blk	Stl	Pts	Avg
				FG	FGA	Pct	FG	FGA	Pct	FT	FTA	Pct	Off	Def	Tot	Avg								
2016-17	20-5	227	11.4	26	48	.542	0	0	.000	10	26	.385	24	31	55	2.8	34	1	3	15	5	9	62	3.1
2017-18	23-22	446	19.4	75	146	.514	1	2	.500	28	55	.509	71	97	168	7.3	53	1	6	20	23	23	179	7.8
TOTAL	43-27	673	15.7	101	194	.521	1	2	.500	38	81	.469	95	128	223	5.2	87	2	9	35	28	32	241	5.6

**12****BRENNA MCCLURE****R-Sophomore | 5-6 | Guard | Lyons, Kansas**
Lyons HS | Hutchinson CC**CAREER HIGHS**

Points	-	
FG Made	-	
FG Att.	1	at S Carolina1-25-18*
3P Made	-	
3P Att.	-	
FT Made	-	
FT Att.	-	
Off. Rebounds	-	
Def. Rebounds	-	
Rebounds	-	
Assists	-	
Blocks	-	
Steals	-	
Minutes	3at No. 11 MU 1-21-18*	

SEASON HIGHS

Points	-	
FG Made	-	
FG Att.	1	at S Carolina1-25-18*
3P Made	-	
3P Att.	-	
FT Made	-	
FT Att.	-	
Off. Rebounds	-	
Def. Rebounds	-	
Rebounds	-	
Assists	-	
Blocks	-	
Steals	-	
Minutes	3	at No. 11 MU 1-21-18*
*Most Recent		

2017-18 GAME-BY-GAME STATS

Opponent	Date	gs	min	Total		3-Pointers		Free throws		Rebounds				pf	a	t/o	blk	stl	pts	avg
				fg-fga	pct	3fg-fga	pct	ft-fa	pct	off	def	tot	avg							
GRAMBLING	12/28/17		dnp	-	-	-	-	-	-	-	-	-	-	-	-	-	-	-	-	-
OLE MISS	12/31/17		dnp	-	-	-	-	-	-	-	-	-	-	-	-	-	-	-	-	-
at #5/3 Mississippi State	01/04/18	3		0-1	.000	0-0	.000	0-0	.000	0	0	0	0.0	1	0	0	0	0	0	0.0
ALABAMA	01/07/18		dnp	-	-	-	-	-	-	-	-	-	-	-	-	-	-	-	-	-
at Georgia	1/11/18		dnp	-	-	-	-	-	-	-	-	-	-	-	-	-	-	-	-	-
at Auburn	01/14/18		dnp	-	-	-	-	-	-	-	-	-	-	-	-	-	-	-	-	-
FLORIDA	01/18/18		dnp	-	-	-	-	-	-	-	-	-	-	-	-	-	-	-	-	-
at No. 11 Mizzou	01/21/18	3		0-1	.000	0-0	.000	0-0	.000	0	0	0	0.0	0	0	0	0	0	0	0.0
at #9/7 South Carolina	01/25/18	2		0-1	.000	0-0	.000	0-0	.000	0	0	0	0.0	0	0	1	0	0	0	0.0
KENTUCKY	01/29/18		dnp	-	-	-	-	-	-	-	-	-	-	-	-	-	-	-	-	-
at Alabama	2/4/18		dnp	-	-	-	-	-	-	-	-	-	-	-	-	-	-	-	-	-
Totals		0	8	0-3	.000	0-0	.000	0-0	.000	0	0	0	0.0	1	0	1	0	0	0	0.0

Games played: 3
Minutes/game: 2.7
FG Pct: 0.0

Turnovers/game: 0.3

NOTES

- » **University of Arkansas Athletic Department Academic Champion (4.0):** Fall, 2017
- » Joined the team as a walk-on for the spring semester.
- » Pace the Blue Dragons went 35-2, shared the Jayhawk Conference championship and won the Region VI championship to qualify for the NJCAA Tournament

CAREER STATS

Year	GP-GS	Min	Avg	Total			3-Point			F-Throw			Rebounds				PF	FO	Ast	TO	Blk	Stl	Pts	Avg
				FG	FGA	Pct	FG	FGA	Pct	FT	FTA	Pct	Off	Def	Tot	Avg								
2017-18	3-0	8	2.7	0	3	.000	0	0	.000	0	0	.000	0	0	0	0.0	1	0	0	1	0	0	0	0.0
TOTAL	3-0	8	2.7	0	3	.000	0	0	.000	0	0	.000	0	0	0	0.0	1	0	0	1	0	0	0	0.0



13

GRAYCE SPANGLER

Freshman | 5-11 | Guard | Fayetteville, Ark.
Fayetteville HS

CAREER HIGHS

Points	4	#5 Miss St.	1-4-18
FG Made	2	#5 Miss St.	1-4-18
FG Att.	3	#5 Miss St.	1-4-18
3P Made	-		
3P Att.	2	ACU	11-29-17
FT Made	3	UTA	12-17-17
FT Att.	3	UTA	12-17-17
Off. Rebounds	1	#5 Miss St.	1-4-18
Def. Rebounds	1	at ASU	12-21-17*
Rebounds	1	UTA	12-17-17
Assists	-		
Blocks	-		
Steals	1	at S Carolina	1-25-18
Minutes	9	at S Carolina	1-25-18

SEASON HIGHS

Points	4	#5 Miss St.	1-4-18
FG Made	2	#5 Miss St.	1-4-18
FG Att.	3	#5 Miss St.	1-4-18
3P Made	-		
3P Att.	2	ACU	11-29-17
FT Made	3	UTA	12-17-17
FT Att.	3	UTA	12-17-17
Off. Rebounds	1	#5 Miss St.	1-4-18
Def. Rebounds	1	at ASU	12-21-17*
Rebounds	1	UTA	12-17-17
Assists	-		
Blocks	-		
Steals	1	at S Carolina	1-25-18
Minutes	9	at S Carolina	1-25-18

*Most Recent

2017-18 GAME-BY-GAME STATS

Opponent	Date	gs	min	Total		3-Pointers		Free throws		Rebounds				pf	a	t/o	blk	stl	pts	avg
				fg-fga	pct	3fg-fga	pct	ft-fa	pct	off	def	tot	avg							
SHSU	11/10/17	4		0-1	.000	0-0	.000	0-2	.000	0	0	0	0.0	0	0	0	0	0	0	0.0
SAMFORD	11/12/17	2		0-1	.000	0-1	.000	0-0	.000	0	1	1	0.5	0	0	0	0	0	0	0.0
at Nebraska	11/16/17	dnp		-	-	-	-	-	-	-	-	-	-	-	-	-	-	-	-	-
at Oral Roberts	11/20/17	dnp		-	-	-	-	-	-	-	-	-	-	-	-	-	-	-	-	-
at UTEP	11/24/17	5		0-0	.000	0-0	.000	0-0	.000	0	0	0	0.3	2	0	0	0	0	0	0.0
vs NM State	11/25/17	dnp		-	-	-	-	-	-	-	-	-	-	-	-	-	-	-	-	-
ACU	11/29/17	6		0-2	.000	0-2	.000	0-0	.000	0	0	0	0.3	0	0	1	0	0	0	0.0
at Kansas	12/03/17	1		0-0	.000	0-0	.000	0-0	.000	0	0	0	0.2	0	0	0	0	0	0	0.0
CHARLOTTE	12/07/17	dnp		-	-	-	-	-	-	-	-	-	-	-	-	-	-	-	-	-
TULSA	12/10/17	2		0-0	.000	0-0	.000	0-0	.000	0	1	1	0.3	0	0	0	0	0	0	0.0
UT-ARLINGTON	12/17/17	3		0-1	.000	0-0	.000	3-3	1.000	0	1	1	0.4	1	0	1	0	0	3	0.4
at Arizona State	12/21/17	7		0-1	.000	0-0	.000	0-0	.000	0	1	1	0.5	2	0	0	0	0	0	0.4
GRAMBLING	12/28/17	3		0-2	.000	0-1	.000	0-0	.000	0	0	0	0.4	0	0	0	0	0	0	0.3
OLE MISS	12/31/17	dnp		-	-	-	-	-	-	-	-	-	-	-	-	-	-	-	-	-
at #5/3 Mississippi State	01/04/18	3		2-3	.667	0-1	.000	0-1	.000	1	0	1	0.5	1	0	2	0	0	4	0.7
ALABAMA	01/07/18	0		0-0	.000	0-0	.000	0-0	.000	0	0	0	0.5	0	0	0	0	0	0	0.6
at Georgia	1/11/18	dnp		-	-	-	-	-	-	-	-	-	-	-	-	-	-	-	-	-
at Auburn	01/14/18	dnp		-	-	-	-	-	-	-	-	-	-	-	-	-	-	-	-	-
FLORIDA	01/18/18	dnp		-	-	-	-	-	-	-	-	-	-	-	-	-	-	-	-	-
at No. 11 Mizzou	01/21/18	5		0-2	.000	0-1	.000	0-0	.000	0	0	0	0.4	1	0	0	0	0	0	0.6
at #9/7 South Carolina	01/25/18	9		0-1	.000	0-0	.000	0-0	.000	0	0	0	0.4	3	0	1	0	1	0	0.5
KENTUCKY	01/29/18	dnp		-	-	-	-	-	-	-	-	-	-	-	-	-	-	-	-	-
at Alabama	2/4/18	dnp		-	-	-	-	-	-	-	-	-	-	-	-	-	-	-	-	-
Totals		0	50	2-14	.143	0-6	.000	3-6	.500	1	4	5	0.4	10	0	5	0	1	7	0.5

Games played: 13
Minutes/game: 3.8
Points/game: 0.5
FG Pct: 14.3
3FG Pct: 0.0
FT Pct: 50.0

Rebounds/game: 0.4
Turnovers/game: 0.4
Steals/game: 0.1

NOTES

- » Father Shannon lettered as a linebacker (1989) and mother, Stacy, was a member of the Pom Squad at Arkansas.
- » Scored her first points as a Razorback going 3-for-3 from the line in a win over UTA.
- » **University of Arkansas Athletic Department Academic Athletic Director's List:** Fall, 2017

CAREER STATS

Year	GP-GS	Min	Avg	Total			3-Point			F-Throw			Rebounds				PF	FO	Ast	TO	Blk	Stl	Pts	Avg
				FG	FGA	Pct	FG	FGA	Pct	FT	FTA	Pct	Off	Def	Tot	Avg								
2017-18	13-0	50	3.8	2	14	.143	0	6	.000	3	6	.500	1	4	5	0.4	10	0	0	5	0	1	7	0.5
TOTAL	13-0	50	3.8	2	14	.143	0	6	.000	3	6	.500	1	4	5	0.4	10	0	0	5	0	1	7	0.5



14

JAILYN MASONSophomore | 5-9 | Guard | Mason, Ohio
William Mason HS**CAREER HIGHS**

Points	19	ORU	12-21-16
FGM	9	ORU	12-21-16
FGA	15	Alabama	1-7-18*
3PM	3	Kentucky	1-29-18*
3PA	7	Alabama	1-7-18*
FTM	4	at Georgia	1-11-18
FTA	4	at Georgia	1-11-18
OREB	4	Texas Tech	12-3-16
DREB	7	Grambling	12-18-17*
REB	9	Texas Tech	12-3-16
AST	11	HBU	12-28-16
BLK	3	SHSU	11-10-17
STL	5	at Georgia	1-11-18
MIN	40	ORU	12-21-16

SEASON HIGHS

Points	15	at Auburn	1-14-18*
FG Made	7	#5 Miss St.	1-4-18*
FG Att.	15	Alabama	1-7-18
3P Made	3	Kentucky	1-29-18*
3P Att.	7	Alabama	1-7-18*
FT Made	4	at Georgia	1-11-18
FT Att.	4	at Georgia	1-11-18
Off. Rebounds	3	NMSU	11-25-17
Def. Rebounds	7	Grambling	12-18-17*
Rebounds	7	Grambling	12-18-17*
Assists	8	ACU	11-29-17
Blocks	3	SHSU	11-10-17
Steals	5	at Georgia	1-11-18
Minutes	40	Florida	1-18-18

*Most Recent

2017-18 GAME-BY-GAME STATS

Opponent	Date	gs	min	Total		3-Pointers		Free throws		Rebounds				pf	a	t/o	blk	stl	pts	avg	
				fg-fga	pct	3fg-fga	pct	ft-fa	pct	off	def	tot	avg								
SHSU	11/10/17	*	25	3-10	.300	2-4	.500	0-0	.000	0	5	5	5.0	0	4	1	3	1	8	8.0	
SAMFORD	11/12/17	*	35	5-11	.455	2-5	.400	0-2	.000	0	1	1	3.0	2	2	1	0	2	12	10.0	
at Nebraska	11/16/17	*	30	4-12	.333	0-2	.000	0-1	.000	0	5	5	3.7	3	2	4	0	4	8	9.3	
at Oral Roberts	11/20/17	*	32	3-9	.333	0-0	.000	0-0	.000	1	1	2	3.3	1	1	1	0	0	6	8.5	
at UTEP	11/24/17	*	24	3-9	.333	2-6	.333	0-0	.000	1	3	4	3.4	1	2	0	0	1	8	8.4	
vs NM State	11/25/17	*	28	1-8	.125	1-4	.250	0-0	.000	3	3	6	3.8	3	2	1	1	2	3	7.5	
ACU	11/29/17	*	34	5-13	.385	3-7	.429	0-0	.000	0	7	7	4.3	1	8	3	1	2	13	8.3	
at Kansas	12/03/17	*	33	4-9	.444	2-5	.400	0-0	.000	0	2	2	4.0	5	1	2	0	2	10	8.5	
CHARLOTTE	12/07/17	*	30	4-10	.400	2-6	.333	2-2	1.000	0	4	4	4.0	2	4	1	1	1	12	8.9	
TULSA	12/10/17	*	30	5-11	.455	1-4	.250	0-0	.000	0	5	5	4.1	0	6	0	0	0	11	9.1	
UT-ARLINGTON	12/17/17	*	33	7-11	.636	1-4	.250	0-0	.000	0	4	4	4.1	1	7	3	0	3	15	9.6	
at Arizona State	12/21/17	*	31	3-7	.429	0-1	.000	0-0	.000	0	4	4	4.1	0	1	5	1	0	6	9.3	
GRAMBLING	12/28/17	*	27	3-11	.273	2-4	.500	0-0	.000	0	7	7	4.3	2	1	1	0	1	8	9.2	
OLE MISS	12/31/17	*	33	5-11	.455	3-4	.750	0-0	.000	0	2	2	4.1	3	4	1	1	1	13	9.5	
at #5/3 Mississippi State	01/04/18	*	35	7-11	.636	1-1	1.000	0-0	.000	1	2	3	4.1	0	4	2	1	0	15	9.9	
ALABAMA	01/07/18	*	37	5-15	.333	2-7	.286	0-0	.000	2	4	6	4.2	4	0	4	2	3	12	10.0	
at Georgia	1/11/18	*	36	5-10	.500	1-2	.500	4-4	1.000	0	5	5	4.2	4	1	5	0	5	15	10.3	
at Auburn	01/14/18	*	38	6-12	.500	3-6	.500	0-0	.000	0	2	2	4.1	1	5	6	0	0	15	10.6	
FLORIDA	01/18/18	*	40	2-12	.167	1-6	.167	0-0	.000	0	6	6	4.2	2	1	1	0	1	5	10.3	
at No. 11 Mizzou	01/21/18	*	31	6-11	.545	2-3	.667	0-0	.000	1	2	3	4.2	2	1	3	0	0	14	10.5	
at #9/7 South Carolina	01/25/18	*	32	5-12	.417	0-2	.000	0-0	.000	1	1	2	4.0	2	1	0	1	0	10	10.4	
KENTUCKY	01/29/18	*	34	4-10	.400	3-6	.500	2-2	1.000	1	2	3	4.0	1	3	1	0	0	13	10.5	
at Alabama	2/4/18	*	34	3-8	.375	0-0	.000	0-0	.000	1	4	5	4.0	3	3	3	0	1	6	10.3	
Totals			23	742	98-243	.403	34-89	.382	8-11	.727	12	81	93	4.0	43	64	49	12	30	238	10.3

Games played: 23
Minutes/game: 32.3
Points/game: 10.3
FG Pct: 40.3
3FG Pct: 38.2
FT Pct: 72.7Rebounds/game: 4.0
Assists/game: 2.8
Turnovers/game: 2.1
Assist/turnover ratio: 1.3
Steals/game: 1.3
Blocks/game: 0.5**NOTES**

- » Has a large Jordan shoe collection.
- » Would like to be a sports photographer.
- » At least one defensive rebound in each game this season.
- » Set season-best marks for field goals, field goals attempted, 3-point field goals and 3-point field goals attempted as well as for rebounds and assists against Abilene Christian.
- » Fourteen games this year with double-figure scoring.
- » Season-best 15 points with seven made baskets against UTA. Tied that against No. 5/3 Mississippi State and again at Auburn.

CAREER STATS

Year	GP-GS	Min	Avg	Total			3-Point			F-Throw			Rebounds				PF	FO	Ast	TO	Blk	Stl	Pts	Avg
				FG	FGA	Pct	FG	FGA	Pct	FT	FTA	Pct	Off	Def	Tot	Avg								
2016-17	30-30	894	29.8	100	256	.391	19	53	.358	7	11	.636	21	96	117	3.9	72	2	93	56	8	31	226	7.5
2017-18	23-23	742	32.3	98	243	.403	34	89	.382	8	11	.727	12	81	93	4.0	43	1	64	49	12	30	238	10.3
TOTAL	53-53	1636	30.9	198	499	.397	53	142	.373	15	22	.682	33	177	210	4.0	115	3	157	105	20	61	464	8.8



20

SYDNEY STOUT

Sophomore | 6-0 | Forward | Bixby, Okla.
Bixby HS

CAREER HIGHS

Points	8	HBUSU	12-28-16
FGM	3	HBUSU	12-28-16
FGA	5	HBUSU	12-28-16
3PM	2	HBUSU	12-28-16
3PA	4	HBUSU	12-28-16
FTM	2	Texas A&M	1-12-17
FTA	4	Texas A&M	1-12-17
OREB	1	SHSU	11-10-17*
DREB	6	HBUSU	12-28-16
REB	6	HBUSU	12-28-16
AST	1	at S Carolina	1-25-18*
BLK	1	ULM	11-13-16
STL	2	at S Carolina	1-25-18
MIN	15	HBUSU	12-28-16

SEASON HIGHS

Points	4	UTA	12-17-17
FG Made	1	UTA	12-17-17
FG Att.	2	ACU	11-29-17
3P Made	1	UTA	12-17-17
3P Att.	1	Kentucky	1-29-18*
FT Made	1	UTA	12-17-17*
FT Att.	2	UTA	12-17-17
Off. Rebounds	1	UTA	12-17-17*
Def. Rebounds	1	Grambling	12-18-17*
Rebounds	2	UTA	12-17-17
Assists	1	at S Carolina	1-25-18*
Blocks	-		
Steals	2	at S Carolina	1-25-18
Minutes	9	at S Carolina	1-25-18

*Most Recent

2017-18 GAME-BY-GAME STATS

Opponent	Date	gs	min	Total		3-Pointers		Free throws		Rebounds				pf	a	t/o	blk	stl	pts	avg
				fg-fga	pct	3fg-fga	pct	ft-fa	pct	off	def	tot	avg							
SHSU	11/10/17	6		0-1	.000	0-0	.000	1-2	.500	1	0	1	1.0	1	0	1	0	0	1	1.0
SAMFORD	11/12/17	2		0-0	.000	0-0	.000	1-2	.500	0	1	1	1.0	0	0	0	0	0	1	1.0
at Nebraska	11/16/17	dnp		-	-	-	-	-	-	-	-	-	-	-	-	-	-	-	-	-
at Oral Roberts	11/20/17	dnp		-	-	-	-	-	-	-	-	-	-	-	-	-	-	-	-	-
at UTEP	11/24/17	6		0-0	.000	0-0	.000	0-0	.000	0	0	0	0.7	0	0	0	0	0	0	0.7
vs NM State	11/25/17	dnp		-	-	-	-	-	-	-	-	-	-	-	-	-	-	-	-	-
ACU	11/29/17	3		0-2	.000	0-1	.000	0-0	.000	1	0	1	0.8	0	0	0	0	0	0	0.5
at Kansas	12/03/17	dnp		-	-	-	-	-	-	-	-	-	-	-	-	-	-	-	-	-
CHARLOTTE	12/07/17	dnp		-	-	-	-	-	-	-	-	-	-	-	-	-	-	-	-	-
TULSA	12/10/17	3		0-0	.000	0-0	.000	0-0	.000	0	1	1	0.8	0	0	0	0	0	0	0.4
UT-ARLINGTON	12/17/17	6		1-1	1.000	1-1	1.000	1-2	.500	1	1	2	1.0	0	0	0	0	0	4	1.0
at Arizona State	12/21/17	5		0-0	.000	0-0	.000	0-0	.000	0	0	0	0.9	0	0	0	0	0	0	0.9
GRAMBLING	12/28/17	5		0-2	.000	0-1	.000	0-0	.000	0	1	1	0.9	0	1	0	0	0	0	0.8
OLE MISS	12/31/17	dnp		-	-	-	-	-	-	-	-	-	-	-	-	-	-	-	-	-
at #5/3 Mississippi State	01/04/18	4		0-0	.000	0-0	.000	0-0	.000	0	0	0	0.8	0	0	0	0	0	0	0.7
ALABAMA	01/07/18	dnp		-	-	-	-	-	-	-	-	-	-	-	-	-	-	-	-	-
at Georgia	1/11/18	dnp		-	-	-	-	-	-	-	-	-	-	-	-	-	-	-	-	-
at Auburn	01/14/18	dnp		-	-	-	-	-	-	-	-	-	-	-	-	-	-	-	-	-
FLORIDA	01/18/18	dnp		-	-	-	-	-	-	-	-	-	-	-	-	-	-	-	-	-
at No. 11 Mizzou	01/21/18	5		0-0	.000	0-0	.000	0-0	.000	0	1	1	0.8	0	0	0	0	0	0	0.6
at #9/7 South Carolina	01/25/18	9		0-0	.000	0-0	.000	0-0	.000	0	0	0	0.7	2	1	1	0	2	0	0.5
KENTUCKY	01/29/18	6		0-1	.000	0-1	.000	0-0	.000	0	0	0	0.7	0	0	0	0	0	0	0.5
at Alabama	2/4/18	dnp		-	-	-	-	-	-	-	-	-	-	-	-	-	-	-	-	-
Totals		0	60	1-7	.143	1-4	.250	3-6	.500	3	5	8	0.7	3	2	2	0	2	6	0.5

Games played: 12
Minutes/game: 5.0
Points/game: 0.5
FG Pct: 14.3
3FG Pct: 25.0
FT Pct: 50.0Rebounds/game: 0.7
Assists/game: 0.2
Turnovers/game: 0.2
Assist/turnover ratio: 1.0
Steals/game: 0.2

NOTES

- » SEC First-Year Academic Honor Roll (2016-17).
- » University of Arkansas Athletic Department Academic Champion (4.0): Fall, 2017

CAREER STATS

Year	GP-GS	Min	Avg	Total			3-Point			F-Throw			Rebounds				PF	FO	Ast	TO	Blk	Stl	Pts	Avg
				FG	FGA	Pct	FG	FGA	Pct	FT	FTA	Pct	Off	Def	Tot	Avg								
2016-17	15-0	72	4.8	5	14	.357	4	12	.333	2	4	.500	2	9	11	0.7	15	0	1	2	1	0	16	1.1
2017-18	12-0	60	5.0	1	7	.143	1	4	.250	3	6	.500	3	5	8	0.7	3	0	2	2	0	2	6	0.5
TOTAL	27-0	132	4.9	6	21	.286	5	16	.313	5	10	.500	5	14	19	0.7	18	0	3	4	1	2	22	0.8



21

DEVIN COSPERGrad | 5-10 | Guard | Coffeyville, Kansas
Coffeyville CC | Field Kindley HS**CAREER HIGHS**

Points	25	Charlotte	12-6-17
FG Made	9	Charlotte	12-6-17
FGA	25	at Nebraska	11-16-17
3PM	6	UTEP	11-24-17
3PA	16	at Nebraska	11-16-17
FTM	12	Alabama	1-7-18
FTA	12	Alabama	1-7-18
OREB	3	Charlotte	12-6-17
DREB	13	Alabama	1-7-18
REB	14	Charlotte	12-6-17*
AST	6	ORU	12-21-16
BLK	3	MVSU	12-28-15
STL	4	Ole Miss	12-31-17*
MIN	40	Charlotte	12-6-17
	42	Auburn	1-24-16 OT

SEASON HIGHS

Points	25	Charlotte	12-6-17
FG Made	9	Charlotte	12-6-17
FG Att.	25	at Nebraska	11-16-17
3P Made	6	UTEP	11-24-17
3P Att.	16	at Nebraska	11-16-17
FT Made	12	Alabama	1-7-18
FT Att.	12	Alabama	1-7-18
Off. Rebounds	3	Charlotte	12-6-17
Def. Rebounds	13	Alabama	1-7-18
Rebounds	14	Charlotte	12-6-17
Assists	4	Alabama	1-7-18*
Blocks	2	Tulsa	12-10-17*
Steals	4	Ole Miss	12-31-17
Minutes	40	Charlotte	12-6-17

*Most Recent

2017-18 GAME-BY-GAME STATS

Opponent	Date	gs	min	Total		3-Pointers		Free throws		Rebounds				pf	a	t/o	blk	stl	pts	avg	
				fg-fga	pct	3fg-fga	pct	ft-fa	pct	off	def	tot	avg								
SHSU	11/10/17	*	31	6-13	.462	4-11	.364	1-2	.500	2	10	12	12.0	3	2	4	1	1	17	17.0	
SAMFORD	11/12/17	*	29	5-12	.417	3-10	.300	5-5	1.000	0	5	5	8.5	2	2	1	0	1	18	17.5	
at Nebraska	11/16/17	*	34	8-25	.320	5-16	.313	0-0	.000	1	3	4	7.0	2	0	4	2	2	21	18.7	
at Oral Roberts	11/20/17	*	38	8-19	.421	3-10	.300	2-2	1.000	0	10	10	7.8	2	1	0	0	2	21	19.3	
at UTEP	11/24/17	*	31	8-17	.471	6-13	.462	0-2	.000	1	4	5	7.2	2	0	1	0	4	22	19.8	
vs NM State	11/25/17	*	39	6-17	.353	2-9	.222	3-4	.750	2	9	11	7.8	2	4	2	1	2	17	19.3	
ACU	11/29/17	*	21	4-10	.400	2-5	.400	1-2	.500	0	3	3	7.1	4	1	3	1	2	11	18.1	
at Kansas	12/03/17	*	39	5-23	.217	1-11	.091	6-8	.750	1	2	3	6.6	3	0	2	1	1	17	18.0	
CHARLOTTE	12/07/17	*	40	9-23	.391	2-7	.286	5-6	.833	3	11	14	7.4	2	2	3	0	1	25	18.8	
TULSA	12/10/17	*	29	5-16	.313	1-9	.111	0-0	.000	2	9	11	7.8	3	0	3	2	0	11	18.0	
UT-ARLINGTON	12/17/17	*	22	3-8	.375	2-6	.333	0-0	.000	0	1	1	7.2	3	1	2	0	2	8	17.1	
at Arizona State	12/21/17	*	27	3-13	.231	2-5	.400	0-0	.000	0	1	1	6.7	2	1	2	0	0	8	16.3	
GRAMBLING	12/28/17	*	34	6-15	.400	4-7	.571	0-2	.000	0	4	4	6.5	2	3	2	0	0	16	16.3	
OLE MISS	12/31/17	*	39	7-15	.467	2-5	.400	2-3	.667	1	10	11	6.8	3	1	6	1	4	18	16.4	
at #5/3 Mississippi State	01/04/18	*	32	5-13	.385	2-7	.286	1-2	.500	1	6	7	6.8	3	3	4	0	0	13	16.2	
ALABAMA	01/07/18	*	39	6-16	.375	0-5	.000	12-12	1.000	0	13	13	7.2	5	4	2	0	2	24	16.7	
at Georgia	1/11/18	*	39	4-13	.308	0-6	.000	0-0	.000	1	6	7	7.2	4	2	2	0	2	8	16.2	
at Auburn	01/14/18	*	8	0-4	.000	0-2	.000	0-0	.000	0	1	1	6.8	0	0	1	0	0	0	15.3	
FLORIDA	01/18/18	dnp	-	-	-	-	-	-	-	-	-	-	-	-	-	-	-	-	-	-	
at No. 11 Mizzou	01/21/18	dnp	-	-	-	-	-	-	-	-	-	-	-	-	-	-	-	-	-	-	
at #9/7 South Carolina	01/25/18	*	24	1-6	.167	1-4	.250	0-2	.000	0	1	1	6.5	0	2	0	0	0	3	14.6	
KENTUCKY	01/29/18	*	26	6-12	.500	3-6	.500	2-2	1.000	2	3	5	6.5	3	1	4	1	0	17	14.8	
at Alabama	2/4/18	*	34	8-16	.500	3-7	.429	2-2	1.000	0	3	3	6.3	4	1	2	0	1	21	15.0	
Totals			21	655	113-306	.369	48-161	.298	42-56	.750	17	115	132	6.3	54	31	50	10	27	316	15.0

Games played: 21
Minutes/game: 31.2
Points/game: 15.0
FG Pct: 36.9
3FG Pct: 29.8
FT Pct: 75.0Rebounds/game: 6.3
Assists/game: 1.5
Turnovers/game: 2.4
Assist/turnover ratio: 0.6
Steals/game: 1.3
Blocks/game: 0.5**NOTES**

- » SEC First-Year Academic Honor Roll (2016).
- » SEC Academic Honor Roll (2016-17).
- » Graduated in May 2017 with degree in journalism. Currently pursuing her master's degree in sport administration.
- » Forty-five consecutive games played (snapped versus Florida, 1-18-18).
- » Nineteen consecutive games with a made 3-pointer. (snapped versus Alabama)
- » Thirty-one points with six 3-pointers in exhibition game.
- » Ten consecutive games in double figure scoring (snapped versus UTA).
- » Sixteen games with double-figure points.
- » Seven career double-doubles all this season.
- » At least one steal in 14-of-21 games this year.
- » Career-bests to 25 points and 14 rebounds against Charlotte.
- » Perfect from the free throw line four times (Samford [5-5]; ORU [2-2] Alabama [12-12]; Kentucky [2-2]).

CAREER STATS

Year	GP-GS	Min	Avg	Total			3-Point			F-Throw			Rebounds				PF	FO	Ast	TO	Blk	Stl	Pts	Avg
				FG	FGA	Pct	FG	FGA	Pct	FT	FTA	Pct	Off	Def	Tot	Avg								
2015-16	30-25	792	26.4	97	293	.331	25	104	.240	50	72	.694	16	83	99	3.3	57	0	42	74	5	34	269	9.0
2016-17	29-9	563	19.4	72	195	.369	23	75	.307	20	27	.741	7	58	65	2.2	43	2	45	40	6	28	187	6.4
2017-18	21-21	655	31.2	113	306	.369	48	161	.298	42	56	.750	17	115	132	6.3	54	1	31	50	10	27	316	15.0
TOTAL	80-55	2010	25.1	282	794	.355	96	340	.282	112	155	.723	40	256	296	3.7	154	3	118	164	21	89	772	9.7



22

BAILEY ZIMMERMAN

Junior | 6-0 | Forward | St. Vincent, Arkansas
Wonderview HS

CAREER HIGHS

Points	14	Missouri	2-12-17
FGM	4	Missouri	2-12-17*
FGA	11	Missouri	2-12-17
3PM	3	at Auburn	1-14-18*
3PA	8	at Auburn	1-14-18
FTM	4	at Auburn	1-14-18*
FTA	6	at Auburn	1-14-18*
OREB	5	at Auburn	1-14-18
DREB	6	Alabama	1-15-17
REB	8	at Auburn	1-14-18
AST	3	Kentucky	1-29-18*
BLK	3	LSU	1-8-17*
STL	2	Kentucky	1-29-18*
MIN	35	at Auburn	1-14-18

SEASON HIGHS

Points	13	at Auburn	1-14-18
FG Made	3	at Auburn	1-14-18*
FG Att.	10	UTA	12-17-17
3P Made	3	at Auburn	1-14-18*
3P Att.	8	at Auburn	1-14-18
FT Made	4	at Auburn	1-14-18
FT Att.	6	at Auburn	1-14-18
Off. Rebounds	5	at Auburn	1-14-18
Def. Rebounds	5	Tulsa	12-10-17
Rebounds	8	at Auburn	1-14-18
Assists	3	Kentucky	1-29-18
Blocks	2	Nebraska	11-16-17
Steals	2	Kentucky	1-29-18*
Minutes	35	at Auburn	1-14-18

*Most Recent

2017-18 GAME-BY-GAME STATS

Opponent	Date	gs	min	Total		3-Pointers		Free throws		Rebounds				pf	a	t/o	blk	stl	pts	avg	
				fg-fga	pct	3fg-fga	pct	ft-fa	pct	off	def	tot	avg								
SHSU	11/10/17	*	27	1-7	.143	0-4	.000	0-0	.000	0	3	3	3.0	1	2	1	0	2	2	2.0	
SAMFORD	11/12/17	*	19	0-1	.000	0-1	.000	0-0	.000	0	0	0	1.5	3	0	0	0	0	0	1.0	
at Nebraska	11/16/17	*	24	0-2	.000	0-2	.000	1-2	.500	0	0	0	1.0	3	0	2	2	0	1	1.0	
at Oral Roberts	11/20/17	*	21	1-7	.143	0-3	.000	0-2	.000	1	3	4	1.8	3	1	0	1	0	2	1.3	
at UTEP	11/24/17	*	23	1-5	.200	0-3	.000	2-2	1.000	2	1	3	2.0	0	2	0	0	2	4	1.8	
vs NM State	11/25/17	*	24	0-1	.000	0-1	.000	1-2	.500	2	1	3	2.2	2	2	0	0	0	1	1.7	
ACU	11/29/17	*	25	1-4	.250	0-1	.000	1-2	.500	4	2	6	2.7	1	2	2	1	1	3	1.9	
at Kansas	12/03/17	*	24	0-1	.000	0-0	.000	0-0	.000	0	2	2	2.6	4	0	1	1	0	0	1.6	
CHARLOTTE	12/07/17	*	28	2-9	.222	1-6	.167	1-1	1.000	1	2	3	2.7	0	1	3	1	0	6	2.1	
TULSA	12/10/17	*	25	2-6	.333	0-3	.000	2-3	.667	2	5	7	3.1	0	1	0	0	0	6	2.5	
UT-ARLINGTON	12/17/17	*	20	2-10	.200	0-3	.000	2-2	1.000	2	1	3	3.1	2	0	1	0	0	6	2.8	
at Arizona State	12/21/17	*	24	1-3	.333	0-1	.000	0-0	.000	2	2	4	3.2	1	1	3	1	0	2	2.8	
GRAMBLING	12/28/17	*	11	0-2	.000	0-0	.000	0-0	.000	0	0	0	2.9	0	0	0	0	0	0	2.5	
OLE MISS	12/31/17	*	9	1-1	1.000	0-0	.000	0-0	.000	1	0	1	2.8	2	1	1	0	0	2	2.5	
at #5/3 Mississippi State	01/04/18	*	20	1-2	.500	0-1	.000	2-3	.667	0	3	3	2.8	3	0	1	0	0	4	2.6	
ALABAMA	01/07/18	*	13	0-1	.000	0-0	.000	0-0	.000	2	0	2	2.8	5	2	2	1	0	0	2.4	
at Georgia	11/11/18	*	27	3-5	.600	3-5	.600	2-4	.500	2	3	5	2.9	0	2	1	0	1	11	2.9	
at Auburn	01/14/18	*	35	3-8	.375	3-8	.375	4-6	.667	5	3	8	3.2	3	2	3	1	1	13	3.5	
FLORIDA	01/18/18	*	26	0-8	.000	0-7	.000	0-0	.000	1	2	3	3.2	1	1	1	0	1	0	3.3	
at No. 11 Mizzou	01/21/18	*	28	1-8	.125	0-4	.000	0-2	.000	2	1	3	3.2	4	2	2	0	0	2	3.3	
at #9/7 South Carolina	01/25/18	*	17	1-4	.250	0-3	.000	0-0	.000	2	0	2	3.1	2	1	2	0	0	2	3.2	
KENTUCKY	01/29/18	*	30	2-6	.333	2-4	.500	2-2	1.000	3	2	5	3.2	1	3	5	0	2	8	3.4	
at Alabama	2/4/18	*	30	4-9	.444	0-1	.000	3-3	1.000	1	1	2	3.1	4	1	2	1	1	11	3.7	
Totals			23	530	27-110	.245	9-61	.148	23-36	.639	35	37	72	3.1	45	27	33	10	11	86	3.7

Games played: 23
Minutes/game: 23.0
Points/game: 3.7
FG Pct: 24.5
3FG Pct: 14.8
FT Pct: 63.9

Rebounds/game: 3.1
Assists/game: 1.2
Turnovers/game: 1.4
Assist/turnover ratio: 0.8
Steals/game: 0.5
Blocks/game: 0.4

NOTES

- » SEC Academic Honor Roll (2016-17).
- » University of Arkansas Athletic Department Academic Athletic Director's List: Fall, 2017
- » Eighteen games with 20+ minutes.
- » Started 23 consecutive games this year and 24 in a row dating back to last season.
- » Career-bests for made and attempted free throws (4-6), offensive rebounds (5), total rebounds (8) and minutes (35) at Auburn.

CAREER STATS

Year	GP-GS	Min	Avg	Total			3-Point			F-Throw			Rebounds				PF	FO	Ast	TO	Blk	Stl	Pts	Avg
				FG	FGA	Pct	FG	FGA	Pct	FT	FTA	Pct	Off	Def	Tot	Avg								
2015-16	20-1	174	8.7	6	48	.125	4	33	.121	7	12	.583	12	9	21	1.1	9	0	4	15	2	4	23	1.2
2016-17	30-23	627	20.9	45	144	.313	24	84	.286	20	39	.513	35	80	115	3.8	46	0	28	37	10	19	134	4.5
2017-18	23-23	530	23.0	27	110	.245	9	61	.148	23	36	.639	35	37	72	3.1	45	1	27	33	10	11	86	3.7
TOTAL	73-47	1331	18.2	78	302	.258	37	178	.208	50	87	.575	82	126	208	2.8	100	1	59	85	22	34	243	3.3



24

TAYLAH THOMASFreshman | 6-1 | Forward | Arlington, Texas
Mansfield Timberview HS**CAREER HIGHS**

Points	13	Samford	11-12-17
FG Made	5	Samford	11-12-17
FG Att.	9	at Georgia	1-11-18
3P Made	1	Ole Miss	12-31-17*
3P Att.	1	at S. Car.	1-25-18*
FT Made	3	NMSU	11-25-17*
FT Att.	6	Samford	11-12-17
Off. Rebounds	6	Nebraska	11-16-17
Def. Rebounds	7	ORU	11-20-17 7
Rebounds	11	Nebraska	11-16-17
Assists	2	at Missouri	1-21-18
Blocks	2	Nebraska	11-16-17
Steals	2	ACU	11-29-17
Minutes	29	at Georgia	1-11-18

SEASON HIGHS

Points	13	Samford	11-12-17
FG Made	5	Samford	11-12-17
FG Att.	9	at Georgia	1-11-18
3P Made	1	Ole Miss	12-31-17*
3P Att.	1	at S. Carolina	1-25-18*
FT Made	3	NMSU	11-25-17*
FT Att.	6	Samford	11-12-17
Off. Rebounds	6	Nebraska	11-16-17
Def. Rebounds	7	ORU	11-20-17 7
Rebounds	11	Nebraska	11-16-17
Assists	2	at Missouri	1-21-18
Blocks	2	Nebraska	11-16-17
Steals	2	ACU	11-29-17
Minutes	29	at Georgia	1-11-18

*Most Recent

2017-18 GAME-BY-GAME STATS

Opponent	Date	gs	min	Total		3-Pointers		Free throws		Rebounds				pf	a	t/o	blk	stl	pts	avg
				fg-fga	pct	3fg-fga	pct	ft-fa	pct	off	def	tot	avg							
SHSU	11/10/17	17		2-2	1.000	0-0	.000	0-0	.000	1	3	4	4.0	0	0	0	1	0	4	4.0
SAMFORD	11/12/17	21		5-6	.833	0-1	.000	3-6	.500	2	7	9	6.5	1	0	2	0	0	13	8.5
at Nebraska	11/16/17	20		1-4	.250	0-0	.000	3-4	.750	6	5	11	8.0	3	1	0	2	0	5	7.3
at Oral Roberts	11/20/17	23		0-3	.000	0-1	.000	2-2	1.000	2	7	9	8.3	2	0	0	1	0	2	6.0
at UTEP	11/24/17	16		0-2	.000	0-1	.000	1-2	.500	2	2	4	7.4	1	0	0	0	0	1	5.0
vs NM State	11/25/17	14		0-4	.000	0-0	.000	3-4	.750	3	4	7	7.3	1	0	1	0	0	3	4.7
ACU	11/29/17	20		2-7	.286	1-1	1.000	2-4	.500	3	4	7	7.3	2	0	0	0	2	7	5.0
at Kansas	12/03/17	9		0-1	.000	0-1	.000	0-0	.000	0	0	0	6.4	0	0	0	0	0	0	4.4
CHARLOTTE	12/07/17	4		0-0	.000	0-0	.000	0-0	.000	0	0	0	5.7	3	0	0	0	1	0	3.9
TULSA	12/10/17	19		1-3	.333	1-1	1.000	1-2	.500	4	3	7	5.8	1	0	0	0	1	4	3.9
UT-ARLINGTON	12/17/17	*	11	0-0	.000	0-0	.000	0-0	.000	2	2	4	5.6	5	0	1	0	0	0	3.5
at Arizona State	12/21/17	19		1-1	1.000	0-0	.000	0-0	.000	0	3	3	5.4	3	0	3	0	0	2	3.4
GRAMBLING	12/28/17	13		3-3	1.000	0-0	.000	2-2	1.000	0	2	2	5.2	2	1	2	0	1	8	3.8
OLE MISS	12/31/17	17		2-3	.667	1-1	1.000	1-2	.500	3	0	3	5.0	2	0	1	0	0	6	3.9
at #5/3 Mississippi State	01/04/18	17		2-2	1.000	0-0	.000	0-0	.000	1	5	6	5.1	2	0	0	0	0	4	3.9
ALABAMA	01/07/18	18		0-2	.000	0-0	.000	2-2	1.000	2	2	4	5.0	3	0	1	0	0	2	3.8
at Georgia	1/11/18	29		3-9	.333	0-1	.000	0-0	.000	3	5	8	5.2	2	1	3	0	0	6	3.9
at Auburn	01/14/18	13		2-3	.667	0-0	.000	0-0	.000	1	0	1	4.9	3	0	1	0	0	4	3.9
FLORIDA	01/18/18	21		1-4	.250	0-1	.000	0-0	.000	3	3	6	5.0	1	0	1	0	0	2	3.8
at No. 11 Mizzou	01/21/18	*	21	1-2	.500	0-0	.000	0-0	.000	0	3	3	4.9	2	2	0	0	0	2	3.8
at #9/7 South Carolina	01/25/18	24		1-6	.167	0-1	.000	0-0	.000	2	4	6	5.0	3	0	2	1	0	2	3.7
KENTUCKY	01/29/18	16		2-2	1.000	0-0	.000	0-0	.000	0	1	1	4.8	3	0	1	0	1	4	3.7
at Alabama	2/4/18	22		2-3	.667	0-0	.000	0-2	.000	2	4	6	4.8	1	0	0	0	0	4	3.7
Totals		2	404	31-72	.431	3-10	.300	20-32	.625	42	69	111	4.8	46	5	19	5	6	85	3.7

Games played: 23
Minutes/game: 17.6
Points/game: 3.7
FG Pct: 43.1
3FG Pct: 30.0
FT Pct: 62.5Rebounds/game: 4.8
Assists/game: 0.2
Turnovers/game: 0.8
Assist/turnover ratio: 0.3
Steals/game: 0.3
Blocks/game: 0.2**NOTES**

- » University of Arkansas Athletic Department Academic Athletic Director's List: Fall, 2017
- » Played high school ball for former Razorback assistant coach Kit Kyle Martin.
- » Career-best 13 points against Samford - her first double figure scoring game as a Razorback.

CAREER STATS

Year	GP-GS	Min	Avg	Total			3-Point			F-Throw			Rebounds				PF	FO	Ast	TO	Blk	Stl	Pts	Avg
				FG	FGA	Pct	FG	FGA	Pct	FT	FTA	Pct	Off	Def	Tot	Avg								
2017-18	23-2	404	17.6	31	72	.431	3	10	.300	20	32	.625	42	69	111	4.8	46	1	5	19	5	6	85	3.7
TOTAL	23-2	404	17.6	31	72	.431	3	10	.300	20	32	.625	42	69	111	4.8	46	1	5	19	5	6	85	3.7

**30****MACY WEAVER****Freshman | 6-3 | F | Davis Junction, Illinois
Stillman Valley HS****CAREER HIGHS**

Points	7	#9/7 SC	1-25-18
FG Made	3	#9/7 SC	1-25-18
FG Att.	4	#9/7 SC	1-25-18
3P Made	-		
3P Att.	-		
FT Made	1	Kentucky	1-29-18*
FT Att.	3	#9/7 SC	1-25-18
Off. Rebounds	2	Grambling	12-18-17*
Def. Rebounds	4	UTA	12-17-17
Rebounds	5	UTA	12-17-17
Assists	1	UTEP	11-24-17
Blocks	4	UTEP	11-24-17
Steals	1	UTEP	11-24-17
Minutes	19	UTEP	11-24-17

SEASON HIGHS

Points	7	#9/7 SC	1-25-18
FG Made	3	#9/7 SC	1-25-18
FG Att.	4	#9/7 SC	1-25-18
3P Made	-		
3P Att.	-		
FT Made	1	Kentucky	1-29-18*
FT Att.	3	#9/7 SC	1-25-18
Off. Rebounds	2	Grambling	12-18-17*
Def. Rebounds	4	UTA	12-17-17
Rebounds	5	UTA	12-17-17
Assists	1	UTEP	11-24-17
Blocks	4	UTEP	11-24-17
Steals	1	UTEP	11-24-17
Minutes	19	UTEP	11-24-17

*Most Recent

2017-18 GAME-BY-GAME STATS

Opponent	Date	gs	min	Total		3-Pointers		Free throws		Rebounds				pf	a	t/o	blk	stl	pts	avg
				fg-fga	pct	3fg-fga	pct	ft-fa	pct	off	def	tot	avg							
SHSU	11/10/17	2		0-0	.000	0-0	.000	0-0	.000	0	0	0	0.0	0	0	0	0	0	0	0.0
SAMFORD	11/12/17	1		0-0	.000	0-0	.000	0-0	.000	0	0	0	0.0	0	0	0	0	0	0	0.0
at Nebraska	11/16/17	dnp		-	-	-	-	-	-	-	-	-	-	-	-	-	-	-	-	-
at Oral Roberts	11/20/17	dnp		-	-	-	-	-	-	-	-	-	-	-	-	-	-	-	-	-
at UTEP	11/24/17	19		1-1	1.000	0-0	.000	0-0	.000	2	1	3	1.0	3	1	0	4	1	2	0.7
vs NM State	11/25/17	dnp		-	-	-	-	-	-	-	-	-	-	-	-	-	-	-	-	-
ACU	11/29/17	3		0-1	.000	0-0	.000	0-0	.000	0	1	1	1.0	0	0	0	0	0	0	0.5
at Kansas	12/03/17	2		0-0	.000	0-0	.000	0-0	.000	0	0	0	0.8	0	0	0	1	0	0	0.4
CHARLOTTE	12/07/17	7		0-0	.000	0-0	.000	0-2	.000	2	0	2	1.0	3	0	1	0	0	0	0.3
TULSA	12/10/17	6		0-1	.000	0-0	.000	0-0	.000	0	1	1	1.0	1	0	0	1	0	0	0.3
UT-ARLINGTON	12/17/17	8		0-1	.000	0-0	.000	1-2	.500	1	4	5	1.5	3	0	1	1	0	1	0.4
at Arizona State	12/21/17	7		0-0	.000	0-0	.000	0-0	.000	0	1	1	1.4	2	0	0	0	0	0	0.3
GRAMBLING	12/28/17	5		1-2	.500	0-0	.000	1-1	1.000	2	1	3	1.6	1	0	0	0	0	3	0.6
OLE MISS	12/31/17	dnp		-	-	-	-	-	-	-	-	-	-	-	-	-	-	-	-	-
at #5/3 Mississippi State	01/04/18	3		0-0	.000	0-0	.000	0-0	.000	0	0	0	1.5	0	0	0	0	0	0	0.5
ALABAMA	01/07/18	dnp		-	-	-	-	-	-	-	-	-	-	-	-	-	-	-	-	-
at Georgia	1/11/18	4		0-0	.000	0-0	.000	1-2	.500	1	0	1	1.4	0	0	0	0	0	1	0.6
at Auburn	01/14/18	dnp		-	-	-	-	-	-	-	-	-	-	-	-	-	-	-	-	-
FLORIDA	01/18/18	2		0-1	.000	0-0	.000	0-0	.000	0	0	0	1.3	0	0	0	0	0	0	0.5
at No. 11 Mizzou	01/21/18	11		0-2	.000	0-0	.000	0-0	.000	1	2	3	1.4	3	0	0	1	0	0	0.5
at #9/7 South Carolina	01/25/18	11		3-4	.750	0-0	.000	1-3	.333	2	0	2	1.5	3	0	2	1	0	7	0.9
KENTUCKY	01/29/18	10		0-0	.000	0-0	.000	1-2	.500	1	0	1	1.4	4	0	1	0	0	1	0.9
at Alabama	2/4/18	dnp		-	-	-	-	-	-	-	-	-	-	-	-	-	-	-	-	-
Totals		0	101	5-13	.385	0-0	.000	5-12	.417	12	11	23	1.4	23	1	5	9	1	15	0.9

Games played: 16
Minutes/game: 6.3
Points/game: 0.9
FG Pct: 38.5
FT Pct: 41.7Rebounds/game: 1.4
Assists/game: 0.1
Turnovers/game: 0.3
Assist/turnover ratio: 0.2
Steals/game: 0.1
Blocks/game: 0.6**NOTES**

- » University of Arkansas Athletic Department Academic Athletic Director's List: Fall, 2017
- » First career game as a Razorback came against Sam Houston State in the opener.
- » Played 19 minutes with four blocks and solid defense at UTEP.

CAREER STATS

Year	GP-GS	Min	Avg	Total			3-Point			F-Throw			Rebounds				PF	FO	Ast	TO	Blk	Stl	Pts	Avg
				FG	Fga	Pct	FG	Fga	Pct	FT	FTA	Pct	Off	Def	Tot	Avg								
2017-18	16-0	101	6.3	5	13	.385	0	0	.000	5	12	.417	12	11	23	1.4	23	0	1	5	9	1	15	0.9
TOTAL	16-0	101	6.3	5	13	.385	0	0	.000	5	12	.417	12	11	23	1.4	23	0	1	5	9	1	15	0.9



0-A'Tyanna Gaulden
RSo | G | 5-7



1-Raven Northcross-Baker
Jr | G | 5-7




3-Malica Monk
Jr | G | 5-5



4-Keiryn Swenson
Jr | G/F | 6-1



10-Kiara Williams
So | F/C | 6-1



12-Brenna McClure
RSo | G | 5-6



13-Grayce Spangler
Fr | G | 5-11



14-Jailyn Mason
So | G | 5-9



20-Sydney Stout
So | F | 6-0



21-Devin Cospers
Gr. | G | 5-10



22-Bailey Zimmerman
Jr | G/F | 6-0



24-Taylah Thomas
Fr | F | 6-1



30-Macy Weaver
Fr | F | 6-3



33-Chelsea Dungee
RSo | G | 5-11



Mike Neighbors
Arkansas, 1993
First Season



Lacey Goldwire
Oklahoma State, 2010
First Season



Todd Schaefer
Thomas More College, 1995
First Season



Pauline Love
Southern Miss, 2010
First Season



NOVEMBER 2, 2017

NORTHEASTERN STATE

ARKANSAS

Bud Walton Arena
Fayetteville, Arkansas

Devin Cosper dropped in 31 points leading four players in double figures in exhibition action. It was the 14th-consecutive exhibition game win for Arkansas and the first under head coach Mike Neighbors.

74
82

Northeastern State Univ. 74

#	Player		Total	3-Ptr			Rebounds									
			FG	F-GA	FG	F-TA	Off	Def	Total	PF	TP	A	TO	Blk	Stl	
24	Strange, Destiny	f	3-10	0-4	0-0		1	3	4	3	6	3	1	0	29	
22	Griffin, Miranda	g	6-11	5-9	0-2		1	4	5	2	17	3	0	0	27	
14	Hayes, Cenia	g	2-6	2-6	2-2		1	4	5	0	8	0	1	0	18	
21	Brooks, Tree	g	2-7	1-3	3-4		0	1	1	3	8	1	2	0	20	
23	Eldred, Bailee	g	2-7	1-1	2-2		2	6	8	3	7	3	2	0	20	
04	Hill, Alexis	g	1-2	1-2	0-2		0	0	0	3	3	1	0	0	19	
15	Cunningham, Cailey	g	0-2	0-1	0-0		2	0	2	0	0	1	0	0	7	
20	Long, Caitlyn	g	3-6	1-3	2-2		3	4	7	1	9	1	0	0	24	
32	Blevins, Lauryn	g	4-10	1-3	2-2		2	4	6	4	11	0	2	3	27	
33	Bertrand, Joi	g	0-4	0-0	2-2		1	2	2	2	0	4	1	1	12	
24	Hellyer, Morgan	g	1-3	1-3	0-0		1	0	1	1	3	0	1	0	7	
Team							1	4	5						200	
Totals			24-68	13-35	13-18		15	31	46	22	74	13	14	4	7	700
1st - FG %:		5-18	27.8%	2nd: 8-17		47.1%	3rd: 4-14		28.6%	4th: 7-19		36.8%	Game: 24-68		35.3%	Deadball
3FG %:		2-8	25.0%	8-11		72.7%	1-6		16.7%	4-10		40.0%	13-35		37.1%	Rebounds
FT %:		2-2	100.0%	1-1		100.0%	4-6		66.7%	5-8		62.5%	13-18		72.2%	3-3

Arkansas 82

#	Player	Total		3-Ptr		Rebounds				PF	TP	A	TO	Blk	Stl	Min
		FG	F-GA	FG	FT-FTA	Off	Def	Total								
10	WILLIAMS, Kiara	f	2-3	0-0	0-2	4	2	6	3	5	0	0	1	0	1	13
22	ZIMMERMAN, Bailey	f	0-7	0-4	0-0	2	2	4	2	0	1	2	0	0	1	1
03	MONK, Malica	g	4-14	0-2	6-8	2	3	5	3	14	7	1	0	0	3	34
14	MASON, Jaielyn	g	4-12	1-3	0-0	0	7	7	1	9	3	2	1	2	1	31
21	COSPER, Devin	g	11-23	6-9	3-4	1	4	5	1	31	2	1	2	1	2	29
01	NORTHCROSS-BAKER,	g	4-8	3-6	1-0	1	2	3	1	17	2	1	0	0	1	23
04	SWENSON, Keiryn	g	0-2	0-0	0-0	1	2	3	2	0	2	0	0	0	0	9
13	SPANGLER, Grayce	g	0-1	0-0	0-0	0	0	0	0	0	0	0	0	0	0	2
20	STOUT, Sydney	g	0-0	0-0	0-0	0	0	0	0	0	0	0	0	0	0	2
24	THOMAS, Taylah	g	3-4	0-1	0-1	3	5	8	1	6	0	0	0	0	0	24
30	WEAVER, Macy	g	0-0	0-0	0-0	2	0	2	0	0	1	0	0	0	0	3
Team								0								200
Totals		28-74		10-25		16-25		16-30		46-14		82-16		9-3-12		
1st - FG %:		5-17 29.4%		4-18 22.2%		7-18 38.9%		4th: 12-21 57.1%		Game: 28-74 37.8%		Deadball				Rebounds
3FG %:		3-8 37.5%		1-5 20.0%		1-4 25.0%		5-8 62.5%		10-25 40.0%						
FT %:		7-10 70.0%		6-8 75.0%		3-5 60.0%		0-2 0.0%		16-25 64.0%						

Officials: Brian Hall, Luis Gonzalez, Katie Lukanich
Technical fouls: Northeastern State Univ.-None, Arkansas-None.
Attendance: 1,200
EXHIBITION GAME
Estimated Actual Attendance: 816

Score by periods	1st	2nd	3rd	4th	Total
Northeastern State Univ.	14	24	13	23	74
Arkansas	20	15	18	29	82

Last FG - NESU 4th-00:35, AR 4th-01:01.
Largest lead - NESU by 5 3rd-09:05, AR by 13 1st-03:09.
NESU led for 09:13. AR led for 24:08. Game was tied for 06:39.



NOVEMBER 12, 2017

SAMFORD

ARKANSAS

Bud Walton Arena
Fayetteville, Arkansas

Career best points and rebounds for Malica Monk. Career best points for Taylah Thomas and Kiara Williams.

63
84

Samford 63 • 0-2

#	Player		Total	3-Ptr	Rebounds										
			FG-FGA	FG-FGA	FT-FTA	Off	Def	Tot	PF	TP	A	TO	Blk	Stl	
32	Olivia Crozier	f	5-8	0-0	0-0	2	5	7	2	10	1	1	0	0	
35	Samantha Fitzgerald	f	2-9	0-1	2-2	1	5	7	4	6	1	1	0	1	
02	Hannah Nichols	g	6-13	3-7	2-2	1	5	6	2	17	3	1	1	0	
12	Charity Brown	g	2-6	1-3	2-4	1	5	6	4	7	4	2	0	0	
31	Cassidy Williams	g	3-9	1-5	0-0	0	1	1	1	7	1	1	0	0	
03	Shauntal Battle		2-2	0-0	1-2	1	1	2	4	5	1	2	0	1	
11	Paige Serup		1-3	0-2	2-2	0	2	2	2	4	0	0	0	0	
22	Raven Omar		0-1	0-1	0-0	0	0	0	2	0	3	1	0	0	
33	Makaila Woolard		2-8	1-3	2-2	0	0	0	2	7	2	2	0	0	
45	Natalie Armstrong		0-0	0-0	0-0	0	0	0	0	0	1	2	0	0	
Team						1	2	3							
Totals			23-59	6-22	11-14	8	26	34	23	63	17	13	1	3	200

Arkansas 84 • 2-0

#	Player		Total		3-Ptr		Rebounds		PF	TP	A	TO	Blk	Stl	Min
			FG	F-GA	FG	F-GA	Off	Def							
10	WILLIAMS, Kiara	f	5-7	0-0	0-0	1	4	5	1	10	0	0	4	2	19
22	ZIMMERMAN, Bailey	f	0-1	0-1	0-0	0	0	0	3	0	0	0	0	0	19
03	MONK, Malica	g	6-14	2-3	7-7	1	8	9	2	21	6	1	0	0	37
14	MASON, Jaielyn	g	5-11	2-5	0-2	0	1	1	2	12	2	1	0	2	35
21	COSPER, Devin	g	5-12	3-10	5-5	0	5	5	2	18	2	1	0	1	29
01	NORTHCROSS-BAKER,	g	0-2	0-2	0-0	0	1	1	0	6	1	0	0	0	22
04	SWENSON, Keiryn	g	3-5	3-4	0-0	0	0	0	3	9	1	0	0	0	13
13	SPANGLER, Grayce	g	0-1	0-1	0-0	0	1	1	0	0	0	0	0	0	2
20	STOUT, Sydney	g	0-0	0-0	1-2	0	1	1	0	1	0	0	0	0	2
24	THOMAS, Taylah	g	5-6	0-1	3-6	2	7	9	1	13	0	2	0	0	21
30	WEAVER, Macy	g	0-0	0-0	0-0	0	0	0	0	0	0	0	0	0	1
Team							1								200
Totals			29-59		10-27		16-22		5-30		35-15		84-17		
1st - FG %:			9-13 69.2%		7-16 43.8%		4th: 7-12 58.3%		Game: 29-59 49.2%		Deadball		Rebounds		3
3FG %:			4-6 66.7%		2-6 33.3%		2-6 33.3%		10-15 66.7%		16-22 72.7%		17-25 68.0%		
FT %:			5-6 83.3%		1-1 100.0%		0-0 0.0%								

Officials: Scott Yarbrough, Laura Morris, Paulani Spurlock
Technical fouls: Samford-None, Arkansas-None.
Attendance: 1,739
Estimated Actual Attendance: 1,107

Score by periods	1st	2nd	3rd	4th	Total
Samford	18	15	13	17	63
Arkansas	27	15	16	26	84

Last FG - SAM 4th-01:03, AR 4th-01:19.
Largest lead - SAM None, AR by 24 4th-04:43.
SAM led for 00:00. AR led for 39:37. Game was tied for 00:23.



NOVEMBER 10, 2017

SAM HOUSTON STATE

ARKANSAS

Bud Walton Arena
Fayetteville, Arkansas

Elementary Day

Devin Cosper had his first Razorback double-double with 17 points and 12 rebounds in the come-from-behind win. Malica Monk's game-high 18 points ties the junior's career best.

54
65

SHSU 54 • 0-1

#	Player	Total		3-Ptr		Rebounds	
---	--------	-------	--	-------	--	----------	--



NOVEMBER 20, 2017

ARKANSAS

ORU

Mabee Arena
Tulsa, Oklahoma77
66

Career-best 24 points for Malica Monk and career-best tying night with 21 points for Devin Cosper. Arkansas forced 14 ORU turnovers while only turning it over four times.

Arkansas 77 • 3-1

#	Player	Total			3-Ptr			Rebounds			PF	TP	A	TO	Blk	Stl	Min		
		FG-FGA	FG-FGA	FT-FTA	Off	Def	Total	Off	Def	Total									
10	WILLIAMS, Kiara	f	3-7	0-0	2-2	3	2	5	4	8	0	1	0	1	0	1	17		
22	ZIMMERMAN, Bailey	f	1-7	0-3	0-2	1	3	4	3	2	1	0	1	0	0	21			
03	MONK, Malica	g	9-16	1-3	5-6	0	3	3	1	24	4	1	0	0	1	32			
44	MASON, Jaielyn	g	3-9	0-0	0-0	1	1	2	1	6	1	1	0	0	0	32			
21	COSPER, Devin	g	8-19	3-10	2-2	0	10	10	2	21	1	0	0	0	2	38			
01	NORTHCROSS-BAKER,	g	3-6	1-4	1-2	0	1	1	3	8	1	0	0	0	0	22			
04	SWENSON, Keiryn	g	2-3	1-2	1-2	0	2	2	2	6	0	1	0	1	0	15			
24	THOMAS, Taylah	g	0-3	0-1	2-2	2	2	9	2	2	0	0	1	0	0	23			
Team																	Deadball Rebounds		
Totals		29-70			6-23			13-18			9 32 41			18 77					
1st FG %:		9-19		47.4%		2nd: 7-19		36.8%		3rd: 5-17		29.4%		4th: 9-19		47.4%		Game: 21-40	
3FG %:		3-7		42.9%		1-5		20.0%		3-9		33.3%		6-13		46.2%		Deadball Rebounds	
FT %:		4-4		100.0%		0-2		0.0%		0-0		0.0%		1-1		100.0%			

Oral Roberts 66 • 1-3

#	Player	Total	3-Ptr	Rebounds	Off	Def	TP	PF	TO	A	TO	Blk	Stl	Min
		FG-FGA	FG-FGA	FT-FTA										
15	Ilim, Faith	f	5-9	0-1	3-6	4	7	11	2	13	2	4	0	28
44	Martinez, Maria	f	3-8	0-1	5-6	1	8	9	3	11	4	2	0	32
13	Skalnik, Rachel	g	1-3	1-3	0-0	0	0	0	4	3	0	1	0	21
32	Gavie, Sarah	g	4-12	4-12	0-0	0	5	5	1	12	3	2	0	33
30	Lippe, Keri Jo	g	1-7	0-2	4-4	0	1	1	3	6	0	1	0	20
02	Doyle, Jordan	g	0-0	0-0	0-0	0	0	0	1	0	0	1	0	1
10	Mayberry, Maya	g	2-5	2-3	2-2	0	1	1	1	8	1	1	0	22
20	Schumacher, Regan	g	0-1	0-0	0-0	0	1	1	0	0	0	0	0	2
22	Gilbert, Jordan	g	1-4	0-0	0-0	1	4	5	4	2	1	2	0	20
24	Brotons, Montserrat	g	5-9	0-0	1-1	1	3	4	1	11	1	0	0	21
Team					0	4	4							
Totals			22-58	7-22	15-19	7	34	41	20	66	12	14	0	220
1st FG %:		8-15	53.3%	2nd: 6-14	42.9%	3rd: 5-18	27.8%	4th: 3-13	23.1%	Game: 22-40		55.0%	Deadball	
3FG %:		2-4	50.0%	1-7	14.3%	1-5	20.0%	1-4	25.0%	Game: 7-22		31.8%	Rebounds	
FT %:		5-5	100.0%	0-0	0.0%	2-4	50.0%	10-10	100.0%	Game: 10-10		100.0%		

Officials: Greg Small, Nick Marshall, Michelle Kramer
Technical fouls: Arkansas-None. Oral Roberts-None.
Attendance: 2503

Score by periods	1st	2nd	3rd	4th	Total
Arkansas	25	15	16	21	77
Oral Roberts	21	15	13	17	66

Last FG - AR 4th-01:52, ORU 4th-00:29.
Largest lead - AR by 14 4th-07:23, ORU by 6 1st-04:08.
AR led for 30:59, ORU led for 08:32. Game was tied for 00:29.

Points	In	Off	2nd	Fast	Bench
Arkansas	32	15	0	10	10
ORU	28	16	2	2	21

Score tied - 1 time.
Lead changed - 1 time.



NOVEMBER 25, 2017

ARKANSAS

NEW MEXICO STATE

Don Haskins Center
El Paso, Texas69
60

Devin Cosper with her third double-double with 17 points and 11 rebounds. Malica Monk led all scorers with 22 points. Williams posted her first career double-double with 11 points and 11 rebounds.

Arkansas 69 • 4-2

#	Player	Total			3-Ptr			Rebounds			PF	TP	A	TO	Blk	Stl	Min
		FG-FGA	FG-FGA	FT-FTA	Off	Def	Total	Off	Def	Total							
10	WILLIAMS, Kiara	f	5-11	0-0	1-3	4	7	11	2	11	0	3	0	2	2	25	
03	MONK, Malica	g	9-17	1-4	3-7	3	4	7	0	22	2	5	1	4	3	38	
14	MASON, Jaielyn	g	1-8	1-4	0-0	3	3	6	3	3	2	1	1	2	28		
21	COSPER, Devin	g	6-17	2-9	3-4	2	9	11	2	17	4	2	1	2	39		
22	ZIMMERMAN, Bailey	g	0-1	0-1	1-2	2	1	3	2	1	2	0	0	0	24		
01	NORTHCROSS-BAKER,	g	2-7	1-4	2-4	1	1	2	4	7	0	2	0	2	18		
04	SWENSON, Keiryn	g	2-5	1-4	0-0	2	4	6	1	5	0	4	0	0	14		
24	THOMAS, Taylah	g	0-4	0-0	3-4	3	4	7	1	3	0	1	0	0	14		
Team								2	0								
Totals			25-70	6-26	13-24	22	33	55	15	69	10	18	3	12	200		
1st FG %: 4-19 21.1% 2nd: 4-14 28.6% 3rd: 9-18 50.0% 4th: 8-19 42.1% Game: 25-70 35.7%																	
3FG %: 1-7 14.3% 1-6 16.7% 3-7 42.9% 1-6 16.7% Deadball Rebounds																	
FT %: 2-4 50.0% 3-3 100.0% 3-3 100.0% 5-14 35.7%																	

NM State 60 • 2-4

#	Player	Total	3-Ptr		Rebounds												
		FG-FGA	FG-FGA	FT-FTA	Off	Def	Total	PF	TP	A	TO	Blk	Stl	Min			
01	Cooper, Jasmine	f	1-8	0-0	2-2	2	3	5	2	4	2	2	0	1	21		
30	Pack, Gia	f	7-15	0-4	3-5	4	2	6	4	17	1	3	0	0	26		
02	Salas, Brooke	g	5-17	2-8	3-5	6	4	10	4	15	1	4	1	1	30		
12	Williams, Zaire	g	2-5	1-3	2-2	0	2	2	4	7	2	6	1	1	38		
21	Mills, Monique	g	2-6	1-2	0-0	0	2	2	1	5	2	0	0	5	33		
00	Wilmore, Pam	g	0-1	0-0	0-0	0	0	0	0	0	0	0	0	0	3		
03	Childress, Tonishia	g	0-2	0-1	0-0	0	3	3	1	0	1	1	0	1	14		
20	Mills, Dominique	g	2-4	0-0	0-0	1	3	4	2	4	0	1	0	1	16		
22	Atkinson, Kalei	g	0-0	0-0	0-0	0	0	0	0	0	0	0	0	0	0		
33	Toiolo, Jeneva	g	4-9	0-0	0-0	0	6	6	3	8	0	1	0	0	19		
Team					1	2	3										
Totals			23-67	4-18	10-14	14	27	41	21	60	9	18	2	10	200		

Officials: Lisa Mattingly, Beverly Roberts, Tina Napier
Technical fouls: Arkansas-None. NM State-None.
Attendance: 250

Score by periods	1st	2nd	3rd	4th	Total
Arkansas	11	12	24	22	69
NM State	17	8	15	20	60

Last FG - AR 4th-00:16, NMSU 4th-00:51.
Largest lead - AR by 11 3rd-03:45, NMSU by 7 1st-01:06.
AR led for 19:50, NMSU led for 19:16. Game was tied for 00:54.

||
||
||



DECEMBER 3, 2017

ARKANSAS

KANSAS

Allen Fieldhouse
Lawrence, Kansas

Devin Cosper and Malica Monk made it eight games in a row with double-figure scoring. Kiara Williams posted a career-best 16 rebounds. Second consecutive game in double-figures for Jaiilyn Mason.

60
71

Arkansas 60 • 5-3

#	Player	Total			3-Ptr			Rebounds			PF	TP	A	TO	Blk	Stl	Min
		FG-FGA	FG-FGA	FT-FTA	FG-FGA	FG-FGA	FT-FTA	Off	Def	Tot							
01	NORTHCROSS-BAKER, g	1-6	0-4	0-0	0	2	2	4	2	1	0	0	0	0	0	14	
03	MONK, Malica	8-20	1-3	4-4	3	4	7	4	21	5	3	0	0	0	0	32	
04	SWENSON, Keiryn	1-3	1-3	1-2	0	2	2	1	4	0	1	1	0	0	0	18	
10	WILLIAMS, Kiara	3-6	0-0	0-1	5	11	16	3	6	0	4	2	0	0	0	28	
13	SPANGLER, Grayce	0-0	0-0	0-0	0	0	0	0	0	0	0	0	0	0	0	1	
14	MASON, Jaiilyn	4-9	2-5	0-0	0	2	2	5	10	1	2	0	2	3	3	33	
21	COSPER, Devin	5-23	1-11	6-8	1	2	3	3	17	0	2	1	1	1	39		
22	ZIMMERMAN, Bailey	0-1	0-0	0-0	0	2	2	4	0	0	1	1	0	0	0	24	
24	THOMAS,Taylah	0-1	0-1	0-0	0	0	0	0	0	0	0	0	0	0	0	9	
30	WEAVER, Macy	0-0	0-0	0-0	0	0	0	0	0	0	0	1	0	0	0	2	
Team								4	2	6							
Totals		22-69	5-27	11-15	13	27	40	24	60	7	13	6	3	200			

Kansas 71 • 7-0

#	Player	FG-FGA	3-Ptr FG-FGA	FT-FTA	Reb Off	Reb Def	PF	TP	A	TO	Blk	Stl	Min	
00	Lyons, Christalah	6-17	0-3	3-6	0	4	4	3	15	3	2	1	5	28
02	Osorio, Brianna	2-6	0-2	4-4	0	8	8	2	8	2	7	1	1	33
12	Wilson, Micaela	0-2	0-1	0-0	0	3	3	0	0	1	2	0	0	8
14	Richardson, Austin	1-7	0-2	0-2	1	5	6	2	2	0	0	1	0	22
22	Cheadle, Chayla	2-5	1-2	1-2	3	2	5	2	6	2	0	0	0	28
23	Watts, Eboni	0-1	0-0	0-0	0	1	1	0	0	0	0	0	0	3
23	Kopatch, Kylee	7-14	2-5	10-11	2	2	4	3	26	1	2	1	2	38
35	Helgren, Bailey	2-3	0-0	0-0	0	2	1	3	1	4	0	0	0	17
50	Boric, Sara	0-0	0-0	0-0	0	1	1	1	0	0	0	0	0	3
55	Johnson, Tyler	5-7	0-0	0-0	3	2	5	3	10	0	1	1	0	20
Team					3 10									
Totals		25-62	3-15	18-25	14	36	50	17	71	9	15	5	8	200

Officials: Scott Yarbrough, Jesse Dickerson, Michael McConnell
Technical fouls: Arkansas-None. Kansas-None.
Attendance: 1,795
FO: Arkansas #14 (0:20.8)

Score by periods	1st	2nd	3rd	4th	Total
Arkansas	12	10	21	17	60
Kansas	16	14	21	20	71

Last FG - AR 4th-01:10, KU 4th-03:10.
Largest lead - AR by 2 1st-08:40, KU by 13 3rd-08:05.
AR led for 01:17, KU led for 35:31. Game was tied for 03:03.

Points	In	Off	2nd	Fast
Ark	28	10	8	6
KU	42	17	11	16

Score tied - 2 times.
Lead changed - 3 times.



DECEMBER 10, 2017

TULSA

ARKANSAS

Bud Walton Arena
Fayetteville, Arkansas

Arkansas' 61 rebounds is the most since the 2014-15 season. Devin Cosper and Malica Monk have scored in double figures in all 10 games and Cosper posted back-to-back double-doubles.

41
67

Tulsa 41 • 4-6

#	Player	Total			3-Ptr			Rebounds			PF	TP	A	TO	Blk	Stl	Min
		FG-FGA	FG-FGA	FT-FTA	FG-FGA	FG-FGA	FT-FTA	Off	Def	Tot							
33	POLK, Crystal	f	4-11	0-0	0-1	4	4	8	1	8	0	2	2	0	0	1	19
02	PEREZ, Tatyana	f	1-8	0-3	0-0	0	1	1	0	2	2	0	0	1	23		
03	WAKEFIELD, Erika	g	3-8	0-1	0-0	0	4	4	3	6	0	0	0	1	27		
12	DICKSON, Shug	g	3-10	0-1	1-1	0	3	3	2	7	0	0	0	1	19		
13	LESCAY, Rebecca	g	0-5	0-0	0-0	1	2	3	2	0	0	0	0	1	21		
00	ELLIOTT, Kendrian	g	1-5	0-0	4-6	3	3	6	3	6	0	1	1	0	18		
04	RICHARDS, Addison	g	0-1	0-1	0-0	1	1	2	0	0	0	0	0	0	6		
05	BUTLER, Jasmine	g	2-3	0-0	0-0	1	1	2	0	4	0	0	0	0	5		
10	GAULDEN, Alexis	g	0-3	0-2	0-0	0	2	2	3	0	2	2	0	0	15		
11	PARKER, Ebony	g	2-7	2-6	0-0	1	1	2	1	6	1	0	0	0	20		
22	BRADY, Morgan	g	0-6	0-2	2-2	0	1	1	1	2	0	1	0	0	15		
25	SCALES, Tyjae'	g	0-2	0-0	0-0	1	3	4	0	0	0	0	0	0	12		
Team																	
Totals			16-69	2-16	7-10	13	26	39	16	41	5	7	3	4	200		
1st FG %:			5-15	33.3%	2nd: 4-19	21.1%	3rd: 3-17	17.6%	4th: 4-18	22.2%	Game: 16-69		23.2%	Deadball			
3FG %:			0-3	0.0%	2-8	25.0%	0-2	0.0%	0-3	0.0%	2-16		12.5%	Rebounds			
FT %:			2-3	66.7%	2-2	100.0%	1-3	33.3%	2-2	100.0%	7-10		70.0%	0,2			

Arkansas 67 • 7-3

#	Player	F	Total			3-Ptr			Rebounds			PF	TP	A	TO	Blk	Stl	Min
			FG-FGA	FG-FGA	FT-FTA	FG-FGA	FG-FGA	FT-FTA	Off	Def	Tot							
22	ZIMMERMAN, Bailey	f	2-6	0-3	2-3	2	5	7	0	6	1	0	0	0	25			
10	WILLIAMS, Kiara	c	6-9	0-0	1-4	4	3	7	2	13	2	0	2	0	17			
03	MONK, Malica	g	4-10	2-4	4-4	1	3	4	2	14	3	3	0	1	25			
14	MASON, Jaiilyn	g	5-11	1-4	0-0	0	5	5	0	11	6	0	0	0	30			
21	COSPER, Devin	g	5-16	1-9	0-0	2	9	11	3	11	0	3	2	0	29			
01	NORTHCROSS-BAKER,		0-4	0-3	1-4	2	7	9	1	1	1	2	1	0	23			
04	SWENSON, Keiryn		2-7	1-5	2-2	2	4	6	0	7	0	0	1	0	21			
13	SPANGLER, Grayce		0-0	0-0	0-0	0	1	1	0	0	0	0	0	0	2			
20	STOUT, Sydney		0-0	0-0	0-0	0	1	1	0	0	0	0	0	0	3			
24	THOMAS, Taylah		1-3	1-1	1-2	4	3	7	1	4	0	0	0	1	19			
30	WEAVER, Macy		0-1	0-0	0-0	0	1	1	0	0	0	0	1	0	6			
	Team						2	0	2									



DECEMBER 21, 2017

ARKANSAS
ARIZONA STATEWells Fargo Arena
Tempe, Arizona

Malica Monk scored in double figures for the 12th consecutive game.

43
89

Arkansas 43 • 8-4

		Total			3-Ptr			Rebounds								
#	Player	FG	FGA	FG-FGA	FT	FTA	Off	Def	TP	PF	TP	A	TO	Blk	Stl	Min
10	WILLIAMS, Kiara	f	0-2	0-0	3-4	0-0	0	4	1	3	0	1	1	0	0	16
22	ZIMMERMAN, Bailey	f	1-3	0-1	0-0	0-0	2	2	4	1	2	1	3	1	0	24
03	MONK, Malica	f	5-19	0-4	2-2	0	2	2	1	12	2	2	2	0	1	30
14	MASON, Jailyn	g	3-7	0-1	0-0	0	4	4	0	6	1	5	1	0	0	31
21	COSPER, Devin	g	3-13	2-5	0-0	0	1	1	2	8	1	2	0	0	0	27
01	NORTHCROSS-BAKER, K		3-8	2-6	0-0	0	1	0	1	0	8	1	4	0	0	19
04	SWENSON, Keiryn		1-3	0-1	0-0	0	2	1	3	0	2	1	3	1	0	15
13	SPANGLER, Grayce		0-1	0-0	0-0	0	1	1	2	0	0	0	0	0	0	7
20	STOUT, Sydney		0-0	0-0	0-0	0	0	0	0	0	0	0	0	0	0	5
24	THOMAS,Taylah		1-1	0-0	0-0	0	3	3	3	2	0	3	0	0	0	19
30	WEAVER, Macy		0-0	0-0	0-0	0	1	1	2	0	0	0	0	0	0	7
Team							4	7	11	2	0	0	0	0	0	0
Totals			17-57		4-18	5-6	9	26	35	12	43	7	23	4	1	200
1st - FG %:		4-9	44.4%	2nd: 3-18	16.7%	3rd: 4-15	26.7%	4th: 6-15	40.0%	Game: 17-57	29.8%	Deadball				Rebounds
3FG %:		0-1	0.0%	0-5	0.0%	2-5	40.0%	2-7	28.6%	4-18	22.2%	Rebounds				
FT %:		0-0	0.0%	0-0	0.0%	1-2	50.0%	4-4	100.0%	5-6	83.3%	Rebounds				

Arizona State 89 • 9-3

#	Player	Total		3-Ptr		Rebounds				PF	TP	A	TO	Blk	Stl	Min
		FG-FGA	FG-FGA	FT-FTA	Off	Def	TP	TP								
22	Ekmark, Courtney	8-13	7-10	0-0	1	2	3	2	23	0	0	1	1	1	28	
42	Ibis, Kianna	6-10	0-0	1-2	0	1	1	0	13	3	1	1	0	1	20	
33	Johnson-Chapman, Cha	6-8	0-0	1-2	2	4	6	1	13	0	2	1	1	1	22	
01	Richardson, Reili	1-6	0-2	0-0	0	4	4	0	2	9	0	0	2	26		
11	Ryan, Robbi	2-8	0-0	0-0	1	1	2	2	4	5	2	0	2	24		
04	Russell, Kiara	4-6	0-0	1-2	0	4	4	3	9	6	0	0	1	24		
21	Elanga, Sophia	1-3	0-1	0-0	4	5	9	3	2	3	2	0	2	20		
24	Sanders, Bre'yanna	3-5	1-3	0-0	0	2	2	1	7	0	0	0	1	18		
44	Rubin, Eva	1-2	0-0	0-0	0	1	1	0	2	0	1	0	0	4		
52	Ruden, Jamie	5-12	4-4	0-0	1	2	3	1	14	1	0	1	1	14		
Team																
Totals		37-73	12-20	3-6	10	31	41	13	89	27	8	4	11	200		
1st - FG %:		10-23	43.5%	2nd: 11-16	68.8%	3rd: 9-17	52.9%	4th: 7-17	41.2%	Game: 37-73	50.7%	Deadball		Rebounds		
3FG %:		6-7	85.7%	3-6	50.0%	2-4	50.0%	1-3	33.3%	12-20	60.0%	Deadball				
FT %:		0-0	0.0%	1-2	50.0%	1-2	50.0%	1-2	50.0%	3-6	50.0%	Deadball				

Officials: Mitch Murray, Clarke Stevens, Benny Luna

Officials: Michol Murray, Clarke Stevens, Benny Luna

Technical fouls: Arkansas-None, Arizona State-None.

Attendance: 1388

Score by periods	1st	2nd	3rd	4th	Total
Arkansas	8	6	11	18	43
Arizona State	26	26	21	16	89

Last FG - AR 4th-01:11, ASU 4th-00:14.

Largest lead - AR by 2 1st-09:43, ASU by 50 4th-09:39.

AR led for 02:20, ASU led for 36:56. Game was tied for 00:44.

Points	In	Off	2nd	Fast	Bench
AR	Paint	Paint	Chance	Break	
22	3	8	6	12	
46	31	8	4	34	

Score tied - 1 time.

Lead changed - 1 time.



DECEMBER 31, 2017

OLE MISS
ARKANSASBud Walton Arena
Fayetteville, ArkansasDevin Cosper had her sixth double-double with 18 points and 11 rebounds.
Malica Monk and Jailyn Mason also scored in double figures.72
73

Ole Miss 72 • 10-4, 0-1 SEC

#	Player	Total			3-Ptr		Rebounds				PF	TP	A	TO	Blk	Stl	Min
		FG-FGA	FG-FGA	FT-FTA	Off	Def	Total	Total									
01	GLOVER, BREE	0-0	0-0	0-0	0	7	7	3	0	3	3	1	2	26			
42	GIBSON, SHELBY	9-13	0-0	3-3	3	1	4	5	21	2	3	2	0	25			
00	NIXON, CHYNA	0-2	0-1	0-0	1	3	4	1	0	0	0	0	0	6			
20	MUHAMMAD, MADINAH	6-14	2-5	3-4	0	1	1	0	17	0	1	0	1	40			
25	ALSTON, ALISSA	5-15	3-5	5-7	0	5	5	3	18	7	2	0	1	40			
10	MUHATE, CECILIA	0-0	0-0	2-2	2	1	3	0	2	1	0	0	0	6			
12	JOHNSON, BARBARA	1-3	1-2	4-8	1	0	1	0	7	0	4	0	0	15			
32	RODGERS, KATE	0-2	0-2	2-2	1	2	3	0	2	0	1	0	0	11			
44	LEWIS, TORRI	1-3	1-3	0-0	1	0	1	4	3	1	1	0	1	22			
55	TAYLOR, PROMISE	1-3	0-0	0-0	0	3	3	1	2	0	2	1	1	9			
Totals		23-55	7-18	19-26	10	24	34	17	72	14	17	4	6	200			
1st - FG %:		4-13	30.8%	2nd: 6-16	37.5%	3rd: 6-17	35.3%	4th: 7-9	77.8%	Game: 23-55	41.8%	Deadball					
3FG %:		2-7	28.6%	3-6	50.0%	1-4	25.0%	1-1	100.0%	7-18	38.9%	Deadball					
FT %:		4-4	100.0%	3-5	60.0%	5-7	71.4%	7-10	70.0%	19-26	73.1%	Deadball					

Arkansas 73 • 10-4, 1-0 SEC

#	Player	Total			3-Ptr			Rebounds			PF	TP	A	TO	Blk	Stl	Min
		FG-FGA	FG-FGA	FT-FTA	Off	Def	TP										
10	WILLIAMS, Kiara	f	1-5	0-0	3-4	2	7	5	5	1	0	4	1	23			
22	ZIMMERMAN, Bailey	f	1-1	0-0	0-0	1	0	1	2	2	1	1	0	9			
03	MONK, Malica	0	4-13	0-3	4-8	1	1	2	1	12	4	1	1	39			
14	MASON, Jailyn	0	5-11	3-4	0-0	0	2	2	3	13	4	1	1	33			
21	COSPER, Devin	0	7-15	2-5	2-3	1	10	13	3	18	1	6	1	4	39		
01	NORTHCROSS-BAKER,	0	3-5	1-2	2-2	2	1	3	0	9	0	1	0	0	28		
04	SWENSON, Keiryn	0	3-8	1-6	1-1	3	1	4	1	8	0	2	1	0	12		
24	THOMAS,Taylah	0	2-3	1-1	1-2	3	0	3	2	6	0	1	0	0	17		
Team						2	3										
Totals			26-61	8-21	13-20	14	24	38	18	73	11	15	7	200			
1st - FG %:		7-13	53.8%	2nd: 6-19	31.6%	3rd: 10-17	58.8%	4th: 3-12	25.0%	Game: 26-61		42.6%	Deadball				
3FG %:		4-6	66.7%	1-6	16.7%	2-3	66.7%	2-3	66.7%	8-21		38.1%	Deadball				
FT %:		4-6	66.7%	5-8	62.5%	4-6	66.7%	3-6	50.0%	13-20		65.0%	Deadball				

Officials: Susan Blauch, Angelica Suffren, Scott Kionofas

Technical fouls: Ole Miss-None, Arkansas-TEAM.

Attendance: 1701

Estimated Actual Attendance: 1,261

Fouled out: Ole Miss #42, Gibson (3:22 Q4)

Arkansas #10, Williams (2:48 Q4)

Score by periods	1st	2nd	3rd	4th	Total
Ole Miss	14	18	18	22	72
Arkansas	19	18	25	11	73

Last FG - OM 4th-00:54, AR 4th-01:17.

Largest lead - OM by 1 2nd-04:33, AR by 15 3rd-01:42.

OM led for 01:11, AR led for 35:22. Game was tied for 03:25.

Points	In	Off	2nd	Fast	Bench
OM	Paint	Paint	Chance	Break	
28	21	10	0	16	
AR	26	13	10	23	

Score tied - 3 times.

Lead changed - 2 times.



DECEMBER 28, 2017

GRAMBLING STATE
ARKANSASBud Walton Arena
Fayetteville, Arkansas

Four players in double figures with Kiara Williams (12 pts/16 rebounds) and Malica Monk (10 pts/10 assists) posting double-doubles.

62
79

Grambling 62 • 3-8

#	Player	Total			3-Ptr			Rebounds			PF	TP	A	TO	Blk	Stl	Min
		FG-FGA	FG-FGA	FT-FTA	Off	Def	Total										
33	GIDEON, Kailyn	0-0	0-0	0-0	1	1	2	2	0	1	1	3	0	9			
04	NEAL, Monisha	3-13	1-6	2-4	0	7	7	1	9	2	0	0	0	35			
05	HILL, Shakyla	1-5	0-1	0-0	2	2	4	3	2	2	6	0	0	33			
10	JEANS, Laneisha	1-4	1-4	0-0	0	4	4	2	3	0	0	0	1	14			
12	COLEMAN, Justice	2-4	0-1	0-0	1	1	2	0	4	2	1	0	0	13			
03	PARSONS, Takerra	2-2	0-0	0-0	0	2	2	1	4	1	1	0	0	7			
11	WILLIAMS, Ariel	6-12	2-5	2-3	2	1	3	2	16	3	1	0	0	27			
22	MCKINNEY, Deja	3-12	1-7	1-2	2	3	5	2	8	1	2	1	2	20			
23	TAYLOR, Darae	2-2	0-0	0-0	0	1	1	0	0	0	1	0	0	6			
24	JONES, Jekalen	1-1	0-0	0-0	0	0	0	0	2	0	0	0	0	5			
25	TORIAN, Jazmine	2-3	1-6	0-0	1	1	4	6	0	1	1	1	0	20			
30	WILLIAMS, Alexus	4-5	0-0	0-0	1	1	2	4	8	0	0	0	1	14			
	TEAM				0	1	1										
Totals		25-66	7-27	5-9	10	25	35	21	62	12	14	4	6	200			
1st FG %: 4-13		30.8%	2nd: 5-18	27.8%	3rd: 8-19	42.1%	4th: 8-16	50.0%	Game: 25-66		37.9%	Deadball 17.6%					



JANUARY 7, 2018

ALABAMA
ARKANSASBud Walton Arena
Fayetteville, Arkansas**83**
76

Devin Cosper recorded her seventh double-double with 24 points and 13 rebounds. Three players were in double figures with Malica Monk adding 21 points and Jaielyn Mason scoring 12 points.

Alabama 83 • 12-4, 2-1 SEC

#	Player	Total		3-Ptr		Rebounds		PF	TP	A	TO	Blk	Stl	Min
		FG-FGA	FG-FGA	FT-FTA	FT-FTA	Off Def Tot	Off Def Tot							
01	BOLTON,QUANETRIA	f	2-9	0-2	0-0	1 4 5	1 4 5	1	4	1	0	2	0	20
20	WILLIAMS,ASHLEY	f	3-10	0-0	11-13	4 3 7	2 17	1	1	2	3	25		
03	LEWIS,JORDAN	f	5-9	2-4	6-9	0 1 1	2 18	5	2	0	0	30		
11	COOK,HANNAH	g	3-12	1-6	1-2	0 5 5	1 8	0	2	0	1	24		
23	WADE,SHAQUERA	g	4-5	1-1	6-8	0 4 4	3 15	1	5	1	5	33		
02	RICHARDSON,AMBER	g	0-0	0-0	0-2	0 2 2	2 0	1	0	0	0	6		
05	DA SILVA,ALANA	g	0-1	0-1	0-0	0 1 1	0 0	1	1	0	0	9		
13	KNIGHT,COCO	g	0-0	0-0	0-0	0 0 0	0 0	0	0	0	0	3		
25	KNIGHT,MEOSHONTI	g	1-2	1-1	1-2	0 0 0	3 4	1	0	0	0	13		
25	KNIGHT,ASHLEY	g	5-10	0-0	0-0	3 1 4	3 10	1	2	2	0	16		
40	WALKER,JASMINE	g	3-7	1-3	0-0	2 6 8	2 7	0	1	0	0	21		
Team						4 3 7								
Totals			26-65	6-18	25-36	14 30 44	19 83	12	14	7	9	200		
1st FG %:		6-21	28.6%	2nd: 7-13	53.8%	3rd: 7-17	41.2%	4th: 6-14	42.9%	Game: 26-65	40.0%	Deadball		
3FG %:		2-7	28.6%	2-4	50.0%	1-2	50.0%	1-5	20.0%	2-9	22.2%	Rebounds		
FT %:		0-1	0.0%	2-2	100.0%	3-8	37.5%	20-25	80.0%	25-36	69.4%	5,2		

Arkansas 76 • 10-6, 1-2 SEC

#	Player	Total		3-Ptr		Rebounds		PF	TP	A	TO	Blk	Stl	Min
		FG-FGA	FG-FGA	FT-FTA	FT-FTA	Off Def Tot	Off Def Tot							
10	WILLIAMS, Kiara	f	3-10	0-0	0-0	1 6 7	1 6	0	2	0	2	21		
22	ZIMMERMAN, Bailey	f	0-1	0-0	0-0	2 0 2	5 0	2	2	1	0	13		
03	MONK, Malica	g	8-17	1-2	4-7	3 1 4	4 21	1	6	0	0	33		
14	MASON, Jaielyn	g	5-15	2-7	0-0	2 4 6	4 12	0	4	2	3	37		
21	COSPER, Devin	g	6-16	0-5	12-12	0 13 13	5 24	4	2	0	2	39		
01	NORTHCROSS-BAKER,	g	1-5	0-3	0-0	0 0 0	1 2	2	0	1	1	27		
04	SWENSON, Keiryn	g	3-4	3-4	0-0	0 0 0	3 9	0	0	1	0	12		
13	SPANGLER, Grayce	g	0-0	0-0	0-0	0 0 0	0 0	0	0	0	0	0+		
24	THOMAS,Taylah	g	0-2	0-0	2-2	2 2 4	3 2	0	1	0	0	18		
Team						4 3 7								
Totals			26-70	6-21	18-21	14 29 43	26 76	9	17	5	8	200		
1st FG %:		5-21	23.8%	2nd: 6-18	33.3%	3rd: 8-14	57.1%	4th: 7-17	41.2%	Game: 26-70	37.1%	Deadball		
3FG %:		1-4	12.5%	0-3	0.0%	3-4	75.0%	2-6	33.3%	6-21	28.6%	Rebounds		
FT %:		2-2	100.0%	4-4	100.0%	7-8	87.5%	5-7	71.4%	18-21	85.7%	1,7		

Officials: Beverly Roberts, Ed Sidlasky, Bill Larence

Technical fouls: Alabama-None. Arkansas-MASON, Jaielyn.

Attendance: 2001

Estimated Actual Attendance: 1644

Fouled Out: Arkansas, #21 Cosper (0:12.5, 4Q); #22 Zimmerman (0:10.1, 4Q)

Score by periods	1st	2nd	3rd	4th	Total
Alabama	14	18	18	33	83
Arkansas	13	16	26	21	76

Last FG - UA 4th-00:41, AR 4th-00:23.

Largest lead - UA by 9 4th-00:28, AR by 7 3rd-02:23.

UA led for 20:01, AR led for 15:20. Game was tied for 04:39.

Points	In	Off	2nd	Fast	Bench
UA	Paint	T/O	Chance	Break	
AR	26	31	15	4	21
	7	7	6	13	

Score tied - 5 times.

Lead changed - 7 times.



JANUARY 15, 2018

ARKANSAS
AUBURNAuburn Arena
Auburn, Alabama**68**
58

Four players were in double figures. Kiara Williams had her third double-double. Arkansas' 41 first-half points is the second most this season and Bailey Zimmerman had a season-best with 13 pts and a career-best with 8 rebs.

Arkansas 68 • 11-7, 2-3 SEC

#	Player	Total		3-Ptr		Rebounds		PF	TP	A	TO	Blk	Stl	Min
		FG-FGA	FG-FGA	FT-FTA	FT-FTA	Off Def Tot	Off Def Tot							
10	WILLIAMS, Kiara	f	7-9	0-0	1-3	7 7 14	2 15	0	0	0	0	1	27	
22	ZIMMERMAN, Bailey	f	3-8	3-8	4-6	5 3 8	3 13	2	3	1	1	35		
03	MONK, Malica	g	4-13	0-6	4-4	1 4 5	4 14	4	0	0	1	40		
14	MASON, Jaielyn	g	6-12	3-6	0-0	0 2 2	1 15	5	6	0	0	38		
21	COSPER, Devin	g	0-4	0-2	0-0	0 1 1	0 0	0	1	0	0	8		
01	NORTHCROSS-BAKER,	g	2-10	1-6	2-2	2 4 6	3 7	3	1	0	1	28		
04	SWENSON, Keiryn	g	0-2	0-2	0-0	0 0 0	1 0	0	0	0	0	11		
24	THOMAS,Taylah	g	2-3	0-0	0-0	1 0 1	3 4	0	1	0	0	13		
Team						1 1 2								
Totals			24-61	9-30	11-15	17 22 39	17 68	14	12	1	4	200		
1st FG %:		5-19	26.3%	2nd: 10-17	58.8%	3rd: 4-13	30.8%	4th: 5-12	41.7%	Game: 24-61	39.3%	Deadball		
3FG %:		4-12	33.3%	5-8	62.5%	0-4	0.0%	0-6	0.0%	9-30	30.0%	Rebounds		
FT %:		2-2	100.0%	0-0	0.0%	7-8	87.5%	2-5	40.0%	11-15	73.3%	4		

Auburn 58 • 10-7, 1-4 SEC

#	Player	Total		3-Ptr		Rebounds		PF	TP	A	TO	Blk	Stl	Min
		FG-FGA	FG-FGA	FT-FTA	FT-FTA	Off Def Tot	Off Def Tot							
15	Jones,Jazmine	f	1-4	0-0	0-0	4 2 6	4 2	0	1	0	1	30		
20	Thompson,Unique	f	5-10	0-0	4-6	8 5 13	2 14	2	6	2	0	37		
05	Jones,Emari	g	1-4	1-4	2-2	1 1 2	3 5	0	1	0	1	24		
14	Lewis,Tiffany	g	2-7	1-5	0-0	0 1 1	3 5	2	1	1	1	27		
33	McKay,Janiyah	g	7-15	0-0	12-14	1 4 5	1 26	2	4	0	4	38		
00	Alexander,Daisa	g	3-15	0-5	0-0	0 3 3	3 6	1	2	0	1	25		
04	Jackson,Abigail	g	0-0	0-0	0-0	0 0 0	0 0	0	0	0	0	1		
12	Wright,Justice	g	0-1	0-0	0-0	0 0 0	0 0	0	0	0	0	2		
23	Jones,Jessica	g	0-0	0-0	0-0	0 0 0	2 0	0	0	1	0	15		
32	Toure,Sira	g	0-0	0-0	0-0	0 0 0	0 0	0	0	0	0	1		
Team						2 1 3								
Totals			19-56	2-14	18-22	16 17 33	18 58	7	15	4	8	200		
1st FG %:		5-12	41.7%	2nd: 2-11	18.2%	3rd: 7-16	43.8%	4th: 5-17	29.4%	Game: 19-56	33.9%	Deadball		
3FG %:		0-3	0.0%	1-3	33.3%	1-3	33.3%	1-5	20.0%	2-14	14.3%	Rebounds		
FT %:		1-2	50.0%	2-2	100.0%	7-8	87.5%	8-10	80.0%	18-22	81.8%	3,3		

Officials: Scott Yarbrough, Eric Brewton, Jennifer Rezac

Technical fouls: Arkansas-None. Auburn-None.

Attendance: 2210

Unsportsmanlike foul called on Arkansas' Bailey Zimmerman (22) with 4:41 remaining in the 4th period.

Score by periods	1st	2nd	3rd	4th	Total
Arkansas	16	25	15	12	68
Auburn	11	6	22	19	58

Last FG - AR 4th-00:38, AU 4th-02:58.

Largest lead - AR by 24 2nd-01:07, AU by 2 1st-09:37.

AR led for 38:51, AU led for 00:36. Game was tied for 00:23.

Points	In	Off	2nd	Fast	Bench
UA	Paint	T/O	Chance	Break	
AR	27	15	22	4	11
AU	26	10	15	4	6

Score tied - 0 times.

Lead changed - 1 time.



JANUARY 11, 2018

ARKANSAS
GEORGIAStegeman Coliseum
Athens, Georgia**65**
78

Bailey Zimmerman had a season-best 11 points going 3-for-3 from distance. Arkansas was within 1 point twice in the fourth quarter.

Arkansas 65 • 10-7, 1-3 SEC

#	Player	Total			3-Ptr			Rebounds			PF	TP	A	TO	Blk	Stl	Min	
		FG	FTA	%	FG	FTA	%	Off	Def	Tot								
10	WILLIAMS, Kiara	f	1-4	0-0	0-0	2	1	3	2	2	1	0	0	0	0	7		
22	ZIMMERMAN, Bailey	f	3-5	3-5	2-4	2	3	5	0	11	2	1	0	1	0	27		
03	MONK, Malica	g	4-18	0-2	8-11	0	5	5	3	16	2	3	1	2	1	35		
14	MASON, Jaielyn	g	5-10	1-2	4-4	0	5	5	4	15	1	5	0	5	0	36		
21	COSPER, Devin	g	4-13	0-6	0-0	1	6	7	4	8	2	2	0	2	0	39		
01	NORTHCROSS-BAKER,		2-4	1-3	1-2	1	1	2	1	6	1	1	0	0	0	17		
04	SWENSON, Keiryn		0-2	0-2	0-0	0	0	0	0	0	0	1	0	0	0	6		
24	THOMAS,Taylah		3-9	0-1	0-0	3	5	8	2	6	1	3	0	0	0	29		
30	WEAVER, Macy		0-0	0-0	1-2	1	0	1	0	1	0	0	0	0	0	4		
Team						3	4	7						1				
Totals			22-65		5-21		16-23		13	30	43	16	65	10	17	1	10	200
1st - FG: 3-15 20.0% 2nd: 5-12 41.7% 3rd: 9-17 52.9% 4th: 5-21 23.8% Game: 22-65 33.8% Rebounds																		
3Pt: 0-5 0.0% 1st 1-4 25.0% 2nd 2-3 66.7% 3rd 2-7 28.6% 4th 4-10 40.0% 1st 2-6 33.3% 2nd 2-3 66.7%																		
FT: 1-2 50.0% 7-11 63.6% 6-9 66.7% 4-10 40.0% 1st 2-3 66.7%																		



JANUARY 21, 2018

ARKANSAS

No. 11 MISSOURI

Mizzou Arena
Columbia, Missouri

54

88

Malica Monk scored in double figures for the 19th time. Arkansas allowed a season-high 13 opponent 3-point field goals. Jaiilyn Mason and Kiara Williams led the team with 14 points each.

Arkansas 54 • 11-9 (2-5)

#	Player	Total		3-Ptr		Rebounds				PF	TP	A	TO	Blk	Stl	Min
		FG-FGA	FG-FGA	FT-FTA	Off	Def	TP									
03	MONK, Malika	* 4-12	3-6	0-2	0	3	3	2	11	2	2	0	0	0	31	
10	WILLIAMS, Kiara	* 6-10	0-0	2-3	3	4	7	4	14	0	0	0	0	1	20	
14	MASON, Jaiilyn	* 6-11	2-3	0-0	1	2	3	2	14	1	3	0	0	0	31	
22	ZIMMERMAN, Bailey	* 1-8	0-4	0-2	2	1	3	4	2	2	2	0	0	0	28	
24	THOMAS, Taylah	* 1-2	0-0	0-0	0	3	3	2	2	2	0	0	0	0	21	
01	NORTHCROSS-BAKER,	2-10	2-8	0-0	2	2	4	1	6	2	2	0	1	1	23	
04	SWENSON, Keiryn	2-9	1-5	0-0	1	3	4	1	5	1	0	0	0	0	22	
12	MCCLURE, Brenna	0-1	0-0	0-0	0	0	0	0	0	0	0	0	0	0	3	
13	SPANGLER, Grayce	0-2	0-1	0-0	0	0	0	1	0	0	0	0	0	0	5	
20	STOUT, Sydney	0-0	0-0	0-0	0	1	1	0	0	0	0	0	0	0	5	
30	WEAVER, Macy	0-2	0-0	0-0	1	2	3	3	3	0	0	1	0	1	11	
Team					2	0	2									
Totals		22-67	8-27	2-7	12	21	33	20	54	10	9	1	2	200		
1st: FG %:		7-16 43.8%	2nd: 5-17 29.4%	3rd: 7-20 35.0%	4th: 3-14 21.4%	Game: 22-67 32.8%		Deadball								
3FG %:		2-6 33.3%	3-8 37.5%	3-9 33.3%	0-4 0.0%	8-27 29.6%		Rebounds								
FT %:		0-0 0.0%	0-2 0.0%	2-3 66.7%	0-2 0.0%	2-7 28.6%										

No. 11 Mizzou 88 • 17-2 (5-1)

#	Player	Total			3-Ptr	Rebounds				PF	TP	A	TO	Bk	Stl	Min
		FG-FGA	FG-FGA	FT-FTA		Off	Def	TP								
03	CUNNINGHAM, Sophie	* 4-8	2-5	12-14	0	3	3	3	22	3	2	0	0	0	30	
05	ALDRIDGE, Lauren	* 3-6	3-6	4-4	1	0	1	1	13	4	0	0	1	0	27	
20	MICHAEL, Kayla	* 6-8	1-1	0-0	2	1	3	0	13	0	0	0	0	0	22	
22	FRERICKS, Jordan	* 4-8	0-0	4-7	2	6	8	2	12	4	2	2	1	0	21	
23	SMITH, Amber	* 3-6	1-2	0-0	1	10	11	0	7	4	2	2	3	0	27	
01	WINFREY, Kelsey	0-0	0-0	1-2	1	1	2	0	1	0	0	0	0	0	3	
02	ROUNDTREE, Jordan	2-3	2-3	0-0	0	4	4	0	6	2	1	0	0	0	18	
10	GREEN, Nadia	0-0	0-0	0-0	0	1	1	1	0	0	2	0	0	0	6	
12	BROWN, Elle	0-0	0-0	0-0	0	1	1	0	0	0	0	0	0	0	3	
13	SCHUCHTS, Hannah	0-3	0-2	0-0	0	2	2	0	3	0	0	0	0	0	16	
24	CHAVIS, Jordan	4-6	4-6	0-0	0	1	1	2	12	1	0	0	0	0	19	
34	TAHANE, Emmanuelle	1-4	0-0	0-0	0	1	1	0	2	0	1	0	1	0	8	
	Team				0	5	5									
Totals		27-52	13-25	21-27	7	36	43	11	88	21	11	6	6	6	200	

Officials: Tina Napier, Frank Steratore, Angelica Suffren
Technical fouls: Arkansas-None. No. 11 Mizzou-None.
Attendance: 5219

Score by periods	1st	2nd	3rd	4th	Total
Arkansas	16	13	19	6	54
No. 11 Mizzou	28	23	23	14	88

Last FG - AR 4th-04:17, MU-W 4th-01:40.
Largest lead - AR None, MU-W by 34 4th-01:40.
AR led for 00:00. MU-W led for 39:42. Game was tied for 00:18.

Score tied - 0 times.
Lead changed - 0 times.



JANUARY 29, 2018

KENTUCKY

ARKANSAS

Bud Walton Arena
Fayetteville, Arkansas

76

65

Three players scored in double figures led by Devin Cosper with 17 points. Mason had 13 and Monk 11.

Kentucky 76 • 11-11, 3-5 SEC

#	Player	Total		3-Ptr	Rebounds				PF	TP	A	TO	Blk	Stl	Min
		FG-FGA	FG-FGA	FT-FTA	Off	Def	Total								
03	MCKINNEY, KEKE	f	3-5	0-0	0-0	3	9	12	4	6	2	3	1	2	27
45	RICE, ALYSSA	c	1-2	0-0	2-4	1	2	3	4	4	1	1	0	1	17
04	MORRIS, MACI	g	4-12	1-3	2-2	1	1	2	1	11	0	1	0	0	28
22	CANN, MAKENZIE	g	5-9	0-0	0-1	1	1	2	0	12	2	0	0	2	31
24	MURRAY, TAYLOR	g	3-5	2-2	4-5	0	1	1	1	12	7	2	0	2	36
00	HALSEL, LASHAE		0-0	0-0	0-0	0	0	0	0	0	0	0	0	0	1
02	POFFENBERGER, PAIGE		0-0	0-0	0-0	0	0	0	0	0	0	0	0	0	1
12	PASCHAL, AMANDA		5-10	0-1	0-0	1	2	3	2	10	0	1	0	2	22
20	HARRISON, DORIE		5-14	0-0	6-6	2	2	4	3	16	0	3	1	2	23
32	ROPER, JAIDA		1-2	0-0	3-4	0	2	2	2	5	2	1	0	1	14
Team						4	2	6							
Totals			27-59	5-11	17-22	13	22	35	17	76	14	13	2	12	200
1st - FG %:		9-16	56.3%	2nd: 9-16	56.3%	3rd: 6-15	40.0%	4th: 3-12	25.0%	Game: 27-59		45.8%	Deadball Rebounds		
3FG %:		3-4	75.0%	1-2	50.0%	0-2	0.0%	1-3	33.3%	5-11		45.5%			
FT %:		0-0	0.0%	3-5	60.0%	9-11	81.8%	5-6	83.3%	17-22		77.3%			

Arkansas 65 • 11-11, 2-7 SEC

#	Player	Total			3-Ptr		Rebounds				PF	TP	A	TO	Blk	Stl	Min
		FG-FGA	FG-FGA	FT-FTA	Off	Def	Total										
10	WILLIAMS, Kiara	f	3-7	0-0	0-1	4	3	7	2	6	0	0	1	0	1	19	
22	ZIMMERMAN, Bailey	f	2-6	2-4	2-2	3	2	5	1	8	3	5	0	2	30		
03	MONK, Malica	g	2-10	1-6	6-6	0	2	2	3	11	6	2	1	0	35		
14	MASON, Jaiilyn	g	4-10	3-6	2-2	1	2	3	1	13	3	1	0	0	34		
21	COSPER, Devin	g	6-12	3-6	2-2	2	3	5	3	17	1	4	1	0	26		
01	NORTHCROSS-BAKER,		1-5	0-3	1-2	0	3	3	1	3	2	2	0	0	14		
04	SWENSON, Keiryn		1-3	0-2	0-0	0	1	1	0	2	0	2	0	0	10		
20	STOUT, Sydney		0-1	0-1	0-0	0	0	0	0	0	0	0	0	0	6		
24	THOMAS, Taylah		2-2	0-0	0-0	0	1	1	3	4	0	1	0	1	16		
30	WEAVER, Macy		0-0	0-0	1-2	0	0	1	4	1	0	1	0	0	10		
Team						3	2	5									
Totals			21-56	9-28	14-17	14	19	33	19	65	15	18	3	3	200		
1st - FG %:		5-13	38.5%	2nd: 3-11	27.3%	3rd: 4-17	23.5%	4th: 9-15	60.0%	Game: 21-56		37.5%	Deadball				
3FG %:		2-6	33.3%	1-6	16.7%	3-8	37.5%	3-4	75.0%	9-28		32.1%	Rebounds				
FT %:		2-2	100.0%	5-6	83.3%	4-4	100.0%	3-5	60.0%	14-17		82.4%					

Officials: Beverly Roberts, Bryan Enterline, Susan Blauch
Technical fouls: Kentucky-None. Arkansas-TEAM.
Attendance: 1313
Estimated Actual Attendance: 771

Score by periods	1st	2nd	3rd	4th	Total
Kentucky	21	22	21	12	76
Arkansas	14	12	15	24	65

Last FG - UK 4th-01:54, AR 4th-00:43.
Largest lead - UK by 28 3rd-02:51, AR by 5 1st-06:09.
UK led for 35:28, AR led for 02:49. Game was tied for 01:43.

Score tied - 2 times.
Lead changed - 2 times.



JANUARY 25, 2018

ARKANSAS

No. 9 SOUTH CAROLINA

Colonel Life Arena
Columbia, South Carolina

42

90

Jaiilyn Mason (12) and Malica Monk (10) both scored in double figures for the Razorbacks.

Arkansas 42 • 11-10, 2-6

#	Player	Total		3-Ptr		Rebounds				PF	TP	A	TO	Bk	Stl	Min
		FG-FGA	FG-FGA	FT-FTA	Off	Def	Total									
10	WILLIAMS, Kiara	r	0-2	0-1	0-0	1	3	4	3	0	0	0	0	1	14	
22	ZIMMERMAN, Bailey	f	1-4	0-3	0-0	2	2	4	2	2	1	2	0	0	17	
03	MONK, Malica	g	6-20	0-0	0-0	2	0	2	3	12	0	1	0	1	27	
14	MASON, Jaiilyn	g	5-12	0-2	0-0	1	1	2	2	10	1	0	1	0	32	
21	COSPER, Devin	g	1-6	1-4	0-2	0	1	1	0	3	2	0	0	0	24	
01	NORTHCROSS-BAKER, SWENSON, Keilyn		0-3	0-0	0-0	0	2	2	3	0	0	1	1	0	14	
12	MCCLEURE, Brenna		1-8	0-0	0-0	1	4	5	1	1	0	0	0	0	2	
13	SPANGLER, Grayce		0-0	0-0	0-0	0	0	0	3	0	0	1	0	1	9	
20	STOUT, Sydney		0-0	0-0	0-0	0	0	0	2	0	1	1	0	2	9	
24	THOMAS,Taylah		1-6	0-1	0-0	2	4	6	3	2	0	2	1	0	24	
30	WEAVER, Macey		3-4	0-0	1-3	2	0	2	3	7	0	2	1	0	11	
	Team						3	6								
Totals			18-67	2-16	4-10	14	17	31	25	42	5	12	5	5	200	
1st - FG%: 3-17 17.6% 2nd: 3-16 18.8% 3rd: 2-22 40.9% 4th: 3-17 25.0% Game: 18-67 26.9% Deadball																