



ARKANSAS RAZORBACKS

One Final Four Appearance » 22 Postseason Appearances » 27th Season In The SEC » More Than 400 Home Wins » More Than 700 Program Victories

/// THE SERIES ///

Series Record	21-8
Fayetteville	11-2
Away	8-5
Neutral	2-1
Last 5	0-5
Neighbors versus this opponent	1-1

/// MEDIA ///



SEC Network Plus

Talent: Brett Dolan and TBA



Razorback Sports Network Phil Elson & Erin Portman

Listen: Little Rock - KABZ-FM-103.7

Fayetteville - KQSM-FM-92.1

Fayetteville - KYNG-AM - 1590*

Fort Smith - KFPW-AM-1230

Fort Smith - KHGG-AM-1580*

Rogers - KURM-AM-790/FM-100.3

*Only if there are
conflicts with the
FM station

/// SCHEDULE & RESULTS ///

NOVEMBER (5-2)	MEDIA	W/L	SCORE
2 Northeastern St (Exh)	-	W	82-74
10 Sam Houston State	SECN+	W	65-54
12 Samford	SECN+	W	84-63
16 at RV Nebraska	BTN	L	80-69
20 at Oral Roberts	Cox Sports	W	77-66
24 UTEP!	-	L	64-61
25 New Mexico State!	-	W	69-60
29 Abilene Christian	SECN+	W	79-65

DECEMBER (5-2)	MEDIA	W/L	SCORE
3 at Kansas*	JTV/ESPN3	L	71-60
7 Charlotte	SECN+	W	73-72
10 Tulsa	SECN+	W	67-41
17 UT Arlington	SECN+	W	91-57
21 at RV/RV Arizona St.	Tempe, Arizona	L	89-43
28 Grambling State	SECN+	W	79-62
31 Ole Miss*	SECN+	W	73-72

JANUARY (1-7)	MEDIA	W/L	SCORE
4 at #5/3 Miss State*	SEC Network	L	111-69
7 -/rv Alabama*	SEC Network	L	83-76
11 at rv/rv Georgia*	SECN+	L	78-65
14 at Auburn*	SEC Network	W	68-58
18 Florida*	SEC Network	L	65-51
21 at No. 11 Missouri*	SEC Network	L	88-54
25 at No. 9/7 S Carolina*	SEC Network	L	90-42
29 Kentucky*	SEC Network	L	76-65

FEBRUARY (1-4)	MEDIA	W/L	SCORE
4 at Alabama*	SEC Network	W	74-66
8 No. 11 Tennessee*	SECN+	L	90-85
11 No. 13 Missouri*	SEC Network	L	84-58
15 at Kentucky*	SECN+	L	78-57
18 LSU* (Senior Day)	SECN+	L	62-57
22 No. 17 Texas A&M*	SECN+	-	7 p.m.
25 at Vanderbilt*	SECN+	-	2 p.m.
28 SEC Tournament	SECN/ESPN/2	-	Nashville

MARCH (0-0)	MEDIA	W/L	SCORE
1-4 SEC Tournament	SECN/ESPN/2	-	Nashville

* - Southeastern Conference Game

! - UTEP Classic (El Paso, Texas)

^ - SEC/Big 12 Challenge

+ - We Back Pat

> - Play4Kay

All home games played in Bud Walton Arena (19,200) Rankings: AP/Coaches Poll

Sign up for Mike Neighbors' newsletter and listen to his podcasts at

CoachNeighbors.com



ARKANSAS RAZORBACKS 12-15, 3-11 SEC

Head Coach: Mike Neighbors
Alma Mater: Arkansas, 1993
Record: 110-56 (5) Arkansas Record: 12-15 (1)



Fayetteville,
Arkansas



Bud Walton Arena



7 p.m. CST



http://bit.ly/
ArkvsTAMU



Razorback Radio
Network



http://statb.
us/b/185273

PREVIOUS GAME

»Arkansas set a program record for made 3-point field goals with their third shot from distance. The Razorbacks made four from beyond the arc in the game and have 204 for the year.

»Kiara Williams had a game-high 13 points at the half and finished with a career-best 19 points in the game.

»Malica Monk finished with 17 points, scoring in double figures for the 25th time in 27 games this year.

ABOUT ARKANSAS

»The Razorbacks are the only SEC team that does not return a double-figure scorer.

»Arkansas **ranks second in the SEC** and is **17th in the country** with 697 3-point field goals attempted.

»Arkansas **ranks third in the SEC** with 7.6 3-point field goals made per game and **fourth** for 3-pointers made with 204.

Taking Care of the Ball

»Arkansas has forced its opponents to turnover the ball more times than they have in 18 games and tied the opponent in TO's once (NMSU).

»Arkansas has forced double digit turnovers in 24 games while committing single digit miscues in nine games.

»Arkansas has collected double digit steals in eight games.

»Arkansas **is second in the SEC** and ranks **23rd in the country** for fewest turnovers with just 327.

»Arkansas **ranks second the SEC** and is **13th in the country** with just 12.1 turnovers per game. Arkansas forces 14.22 turnovers per game.

Scoring in Double Digits

»Malica Monk has scored in double figures in 25 games this season. She has 41 career games with double-digit scoring (3, 13, 25).

»Twenty-five double-digit scoring games in a single season ranks tied for 15th all-time.

»The program record is 33 games set by Bettye Fiscus in 1981-82.

»Jailyn Mason (17), Devin Cosper (17), Kiara Williams (10), Bailey Zimmerman (5), Raven Northcross-Baker (3), Keiryn Swenson (1) and Taylah Thomas (1) have also scored in double figures this season.

#17/18 TEXAS A&M AGGIES 20-8, 9-5 SEC

Head Coach: Gary Blair
Alma Mater: Texas Tech 1972
Record: 759-312 (34) At A&M: 351-149 (15)



From Distance

»The Razorbacks have had seven games with 10+ 3-point field goals made including a season-best 12 against UTA

»Arkansas has had 17 games with more and one game with the same number of 3-pointers than it's opponent.

»Arkansas has had six games with 30+ 3PFGA and one with 40+. Fifteen attempts at Alabama is the season low.

»Arkansas has allowed only five opponents double digit makes from distance.

If The SEC Tournament Started Today ...

»The Razorbacks would be the 12th seed overall.

»They would face 13th-seed Vanderbilt in game one on Wednesday.

/// STATISTICAL COMPARISONS ///

	ARKANSAS	TEXAS A&M
PTS / GAME	67.1	76.4
PTS ALLOWED / GAME	72.0	68.3
FG %	36.6%	45.0%
FG DEFENSE %	41.1%	42.0%
3-PT FG %	29.3%	33.5%
3-PT FG DEFENSE %	32.6%	33.4%
REB / GAME	38.8	40.9
REB ALLOWED / GAME	43.6	32.6
LEADING SCORER	Monk, 16.0	Chennedy, 21.5
LEADING REBOUNDER	Williams, 7.0	Howard, 11.9

LAST GAME STARTERS



3 MALICA MONK

PPG	FG%	RPG	APG
16.0	35.6%	3.5	3.7



10 KIARA WILLIAMS

PPG	FG%	RPG	BPG
7.8	50.9%	7.0	0.9



14 JAILYN MASON

PPG	FG%	RPG	APG
10.7	40.3%	4.1	2.8



21 DEVIN COSPER

PPG	FG%	RPG	MIN
14.4	36.4%	5.9	31.0



22 BAILEY ZIMMERMAN

PPG	FG%	RPG	MIN
4.4	26.0%	3.3	24.6

NUMERICAL ROSTER

No.	Name	Pos	Ht	Cl	Hometown/HS/Previous School
0	A'Tyanna Gaulden*	G	5-7	RSO	Ocilla, Ga./Americus Sumter HS/Florida State
1	Raven Northcross-Baker	G	5-7	Jr	Malvern, Ark./Malvern HS/Chipola College
3	Malica Monk	G	5-5	Jr	N. Little Rock, Ark./NLR HS
4	Keiryn Swenson	G/F	6-1	Jr	Wichita, Kan. /Maize HS
10	Kiara Williams	F/C	6-1	So	Little Rock, Ark./LR Central HS
12	Brenna McClure	G	5-6	RSO	Lyons, Kansas/Lyons HS/Hutch CC
13	Grayce Spangler	G	5-10	Fr	Fayetteville, Ark. Fayetteville HS
14	Jailyn Mason	PG	5-9	So	Mason, Ohio/William Mason HS
20	Sydney Stout	F	6-0	So	Bixby, Okla./Bixby HS
21	Devin Cospier	G	5-10	Gr	Coffeyville, Kan./Field Kindley HS/Coffeyville CC
22	Bailey Zimmerman	G/F	6-0	Jr	St. Vincent, Ark. /Wonderview HS
24	Taylah Thomas	F	6-1	Fr	Arlington, Texas/Mansfield Timberview HS
30	Macy Weaver	F	6-3	Fr	Davis Junction, Ill./Stillman Valley HS
33	Chelsea Dungee*	G	5-11	RSO	Sapulpa, Okla./Sapulpa HS/Oklahoma

*Will not play the 2017-18 season due to NCAA transfer rules

ALPHABETICAL ROSTER

No.	Name	Twitter
21	Devin Cospier	@devidevv__
33	Chelsea Dungee*	@ChelseaDungee22
0	A'Tyanna Gaulden*	@AtyannaGaulden
12	Brenna McClure	@mcclurebrenna
14	Jailyn Mason	@jaimason14
3	Malica Monk	@TheRealMalica
1	Raven Northcross-Baker	@ravenbaker_4
13	Grayce Spangler	@grayce_1313
20	Sydney Stout	@sydeny_stout_
4	Keiryn Swenson	@KiKi_Sweezyy
24	Taylah Thomas	@hailtaylahh
30	Macy Weaver	@macyweaver528
10	Kiara Williams	@kiara_will22
22	Bailey Zimmerman	@Bailey_Ann22

COACHING STAFF

Title	Name	Year	Alma Mater
Head Coach	Mike Neighbors	First Season	Arkansas, 1993
Assistant Coach	Todd Schaefer	First Season	Thomas More College, 1995
Assistant Coach	Lacey Goldwire	First Season	Oklahoma State, 2010
Assistant Coach	Pauline Love	First Season	Southern Miss, 2010
Director of Operations	Amber Shirey	30th Season	Arkansas, 1992
Director of Video and Scouting	Jeff Brazil	11th Season	Arkansas, 2010
Dir. of Student-Athlete Devel.	C'eira Ricketts	1st Season	Arkansas, 2015

FA-NETIK PRONUNCIATIONS

No.	Name	Pronunciation
0	A'Tyanna	AH-tee-ah-nuh
3	Malica	mal-ick-cuh
4	Keiryn	KEER-runn
10	Kiara	Key-AIR-uh
13	Grayce	GRACE
14	Jailyn	JAY-lyn
24	Taylah	TAY-luh

MARGIN OF VICTORY/DEFEAT

	1	2	3	4	5	6	7	8	9	10	11-15	16-19	20+	Record
Wins	2	-	-	-	-	-	-	1	1	1	3	1	3	12
Losses	-	-	1	-	2	-	1	-	-	-	5	-	6	15

Most First Period Points

2017-18	27	Samford (11-12-17)
All-Time	29	at Alabama (1-15-17)
Opponent	33	No. 15 Missouri (2-12-18)

Most Third Period Points

2017-18	26	Alabama (1/7/18)*
All-Time	34	HBU (12-28-16)*
Opponent	30	at Miss State (1-4-18)*

Fewest First Period Points

2017-18	3	UTEP (11-24-17)
All-Time	3	UTEP (11-24-17)*
Opponent	6	SHSU (11-11-16)

Fewest Third Period Points

2017-18	7	Florida (1-18-18)
All-Time	7	Florida (1-18-18)*
Opponent	4	LSU (1-21-16)

Most Second Period Points

2017-18	25	at Auburn (1-14-18)*
All-Time	31	HBU (12-28-16)
Opponent	35	at #2 S. Carolina (1-3-16)

Most Fourth Period Points

2017-18	28	No. 11 Tennessee (2-8-18)
All-Time	32	Tulsa (11-23-15)
Opponent	33	Alabama (1-7-18)

Fewest Second Period Points

2017-18	6	at Arizona State (12-21-17)
All-Time	4	vs. Kentucky (2-17-17)
Opponent	3	at Alabama (1-15-17)

Fewest Fourth Period Points

2017-18	6	at No. 11 Missouri (1-21-18)
All-Time	5	#7 Ore. St. (11-28-15)
Opponent	10	#24 Missouri (1-17-16)*

Most First Half Points

2017-18	42	Samford (11-12-17)
All-Time	65	Tenn State (11-27-88)
Opponent	63	Texas (1-9-89)

Largest Margin of Victory

2017-18	34 (91-57)	UT-Arlington (12-17-17)
All-Time	79 (108-29)	B Wesleyan (2-18-77)
Opponent	54 (28-82)	La Tech (11-30-78)

Fewest First Half Points

2017-18	12	at No. 9/7 South Carolina (1-25-18)
All-Time	11	at Missouri (3-1-15)*
Opponent	8	Montana State (1-5-03)

*Most Recent

RECORD FACTS

Overall	12-15
At Home (Bud Walton Arena)	8-6
On The Road Neutral	3-9 1-0
White Cardinal Anthracite Uniforms	8-6 4-8 0-1

HALFTIME/LEADS/OVERTIME

Leading at the half, home/road/neutral	9-0 (5-0/3-0/0-0)
Tied at the half, home/road/neutral	-
Trailing at the half, home/road/neutral	3-15 (2-6/0-9/1-0)
Games decided by 5 points or fewer	2-5
Games decided by 10 points or fewer	4-2
Leading at the start of the 4Q	11-1
Overtime games	-

OFFENSE

Scoring less than 50 points	0-2
Scoring 51-60 points	0-6
Scoring 61-70 points	4-5
Scoring 70+ points	8-2
2 Players Or Less in Double Figures	3-8
3 Players in Double Figures	3-7
4 Players in Double Figures	4-0
5 Players in Double Figures	2-0
When shooting 50 percent or higher	-
When shooting less than 50 percent	12-15

REBOUNDING/TURNOVERS

When outrebounding opponent	8-0
When outrebounded	3-15
When rebounds are even	1-0
When grabbing 10+ offensive reb	9-11
When forcing 15+ turnovers	8-5
When committing 10 or fewer turnovers	5-6
When committing 15+ turnovers	2-7

Months

In November	5-2
In December	5-2
In January	1-7
In February	1-4
In March	-



FACEBOOK.COM/RAZORBACKWBB

@RAZORBACKWBB (T&I)

HTTP://BIT.LY/YOUTUBEKICKIN

COACHNEIGHBORS.COM

NEIGHBORS' PHILOSOPHY

GRAD STUDENT DEVIN COSPER

- »Only "senior" on the team
- »Missed the opening game last season after a death in the family
- »Averaged 6.4 ppg and 2.2 rpg last season and 7.7 ppg and 2.8 rpg for her career
- »Graduated in May 2017 with a degree in broadcast journalism
- »Interned at RSN, Arkansas' broadcast studio
- »Wears the SEC graduate patch on her jersey
- »Named "Comback Student-Athlete of the Year at annual HOGSPY awards after rebounding from an injury and a death in the family



FUNCTIONALLY FAST

You will hear Mike Neighbors say this a lot. He wants his teams to play as fast as possible and still function at a high level. That may look different from possession to possession depending on what Arkansas is running.

TRUST, TALENT AND TIME

My program will be built on three things. It's very simple.

TRUST - The highest form of loyalty that has to be earned, managed and sometimes re-earned. If we don't have this, nothing will work and the stool's legs will fall off and everything will collapse.

TALENT - It doesn't mean you can dribble, shoot, pass and rebound. It's a lot of other things like the ability to engage with the fan base and willingness to sign autographs for a 10-year-old child you might be inspiring.

TIME - It's just not being on time or making time. It's how you utilize your time and who you invest your time with and be around. Trust, talent and time. Those will be our pillars.

FUN FEATURES

Both Mike Neighbors and Jailyn Mason have shoe collections. Mason's collection was featured in a story last year. It can be seen here: <http://bit.ly/2ebtLdb>

Neighbors got settled into his Fayetteville home in mid August. One of the first things he set up were his shoes.



BESIDE US

One of the things Mike Neighbors stressed when he was hired was his desire to take care of the players, the staff and the fans who have been loyal to the Razorback program. He has told our fans that he wants them to stand "Beside Us". Don't be behind us, stand next to us and go through the process of building our program.

SHOTS AND POSSESSIONS


Mike Neighbors wants a lot of shots and a lot of possessions. Here's a look at the Razorbacks shots this year. The number is often determined by pace of play and Arkansas will push the tempo.

30 AND COUNTING

This year, Arkansas director of operations Amber Shirey enters her 30th season as a Razorback. The former Amber Nicholas was a two-time All-Southwest Conference selection during her four-year playing career from 1989-92. She spent one season (1992-93) as a student coach helping Arkansas transition to the Southeastern Conference. She moved on to a graduate assistant and assistant coach from 1993-94 through the 2006-07 season. In 2007-08 Shirey transitioned to the director of operations position holding that spot until she returned to the sidelines as an assistant coach for the 2013 and 2014 seasons. She moved into her current position as the Executive Director of Operations in 2014-15. She has been a part of seven different head coach's staffs during her tenure.

GAMEDAY CARDS

Coach Neighbors hands out a Gameday Card for each home and away game. One side of the card is branded with a Razorback logo and women's basketball. The other side is a quote that is relevant to something the team has talked about or worked on that week. Check out this week's card here:



OPPONENT

ABOUT #17 TEXAS A&M

- »Texas A&M is 20-8 overall and 9-5 in the SEC.
- »Freshman Chennedy Carter is a candidate for national freshman of the year. She ranks third on Texas A&M's single-season points list and she holds the top-5 single game scoring marks for a freshman.
- »Carter leads the team averaging 21.6 points per game. She ranks second on the team with 45 made 3-point field goals.
- »Khaalial Hillsman (14.8 ppg), Danni Williams (14.2 ppg) and Anriel Howard (11.9) also average double figures. Howard also leads the team in rebounding grabbing 12.0 per game.

IMPORTANT STATS

The SEC Stats: Arkansas faces another good free throw shooting team in Texas A&M. The Aggies lead the SEC and the nation with 477 made free throws and are first in the league shooting 76.9% from the line.

SEC Connections Run Deep: Remember that game “Seven Degrees from Kevin Bacon”? Well, you could play that with the Arkansas coaching staff. Razorback head coach Mike Neighbors was a director of ops under Gary Blair. Blair is currently the head coach at Texas A&M. Blair’s associate head coach is Kelly Bond-White who was an assistant with Blair at Arkansas. TAMU’s assistant coach Amy Wright played at Arkansas for Blair. Mississippi State head coach Vic Schaefer was an assistant at Arkansas under Blair while Neighbors was the director of ops. Schaefer and his associate head coach Johnnie Harris were both at Arkansas and followed Blair to Texas A&M before taking over at Mississippi State.

ABOUT THE SERIES

Series Record	21-8
Fayetteville	11-2
Away	8-5
Neutral	2-1
Last 5	0-5
Neighbors versus this opponent	1-1

An Arkansas Win Would ...

- »make Coach Neighbors 2-1 against Coach Blair.
- »snap a four-game losing streak.
- »give the Razorbacks four conference wins.

SEC SCHEDULE

February 22 (Thursday)	February 25 (Sunday)
Georgia at Alabama	Ole Miss at Auburn
Texas A&M at Arkansas	Florida at Georgia
Tennessee at Florida	Miss State at Kentucky
Kentucky at Ole Miss	Alabama at LSU
Auburn at Miss State	S Carolina at Tennessee
Vanderbilt at Missouri	Missouri at Texas A&M
LSU at S Carolina	Arkansas at Vanderbilt

NOVEMBER (5-2)	MEDIA	W/L	SCORE	SERIES	NEIGHBORS
2 Northeastern St. (Exh)	-	W	82-74	2-0	1-0
10 Sam Houston State	SECN+	W	65-54	7-0	1-0
12 Samford	SECN+	W	84-63	1-0	1-0
16 at Nebraska	BTN	W	80-69	0-1	0-1
20 at Oral Roberts	Cox Sports	W	77-66	20-9	1-0
24 UTEP!	-	L	64-61	2-1	0-2
25 New Mexico State!	-	W	69-60	1-0	1-0
29 Abilene Christian	SECN+	W	79-65	1-0	1-0

DECEMBER (5-2)	MEDIA	W/L	SCORE	SERIES	NEIGHBORS
3 at Kansas^	JTV/ESPN3	L	71-60	4-4	0-1
7 Charlotte	SECN+	W	73-72	1-0	1-0
10 Tulsa	SECN+	W	67-41	21-3	1-0
17 UT Arlington	SECN+	W	91-57	7-0	1-0
21 at Arizona State	Pac-12N	L	89-43	1-1	2-5
28 Grambling State	SECN+	W	79-62	8-0	2-0
31 Ole Miss*	SECN+	W	73-72	17-26	1-0

JANUARY (1-7)	MEDIA	W/L	SCORE	SERIES	NEIGHBORS
4 at #5/3 Mississippi State*	SEC Network	L	111-69	18-19	0-2
7 Alabama*	SEC Network	L	83-76	21-15	0-1
11 at Georgia*	SECN+	L	78-65	5-31	0-1
14 at Auburn*	SEC Network	W	68-58	14-22	1-0
18 Florida*	SEC Network	L	65-51	9-28	0-1
21 at No. 11 Missouri*	SEC Network	L	88-54	11-10	1-2
25 at No. 9/7 South Carolina*	SEC Network	L	90-42	17-17	0-1
29 Kentucky*	SEC Network	L	76-65	13-23	1-2

FEBRUARY (1-4)	MEDIA	W/L	SCORE	SERIES	NEIGHBORS
4 at Alabama*	SEC Network	W	74-66	22-15	1-1
8 No. 11 Tennessee*	SECN+	L	90-85	3-30	0-1
12 No. 13 Missouri*	SEN+	L	84-58	11-10	1-2
15 at Kentucky*	SECN+	L	78-57	13-23	1-2
18 LSU*	SECN+	L	62-57	16-32	0-1
22 No. 14 Texas A&M*	SECN+	-	-	21-8	1-1
25 at Vanderbilt*	SECN+	-	-	8-24	First Meeting
28 SEC Tournament	SECN/ESPN	-	-	-	-

MARCH (0-0)	MEDIA	W/L	SCORE	SERIES	NEIGHBORS
1-4 SEC Tournament	SECN/ESPN	-	-	-	-

* - Southeastern Conference Game
!-UTEP Thanksgiving Tournament (El Paso, Texas)
^SEC/Big 12 Challenge
All home games played in Bud Walton Arena (19,200)



That's Razorback head coach Mike Neighbors in the back row first on the left. Mississippi State coach Vic Schaefer is fourth from the left and Texas A&M coach Gary Blair is 11th from the left - standing next to current director of ops Amber Shirey.

SEC STANDINGS 2/20/18

	Conference				Overall					
	W-L	Pct.	H	A	W-L	Pct.	H	A	N	Strk
*Miss State	14-0	1.000	7-0	7-0	28-0	1.000	15-0	8-0	5-0	W28
S Carolina	11-3	.786	7-1	5-2	22-5	.815	12-2	8-2	2-1	W4
LSU	10-4	.714	6-1	4-3	18-7	.720	10-1	7-5	1-1	W3
Georgia	10-4	.714	5-2	5-2	22-5	.815	13-3	9-2	0-0	W1
Missouri	10-4	.714	5-2	5-2	22-5	.815	11-2	7-2	4-1	W5
Tennessee	9-5	.643	5-2	4-3	21-6	.778	12-2	6-4	3-0	L2
Texas A&M	9-5	.643	6-1	3-4	20-8	.714	14-3	5-4	1-1	L1
Alabama	7-7	.500	3-4	4-3	17-10	.630	11-4	6-4	0-2	W3
Kentucky	5-9	.357	3-4	2-5	13-15	.464	9-6	4-9	0-0	L1
Auburn	4-10	.286	4-3	0-7	13-13	.500	10-3	2-8	1-2	L2
Florida	3-11	.214	2-5	1-6	11-16	.407	7-9	3-6	1-1	W1
Arkansas	3-11	.214	1-6	2-5	12-15	.444	8-6	3-9	1-0	L4
Vanderbilt	2-12	.143	1-6	1-6	6-22	.214	3-11	3-9	0-2	L5
Ole Miss	1-13	.071	1-6	0-7	11-16	.407	9-6	1-9	1-1	L11

*SEC Champion

MAKING A RUN ON CAREER NUMBERS

- » Devin Cosper has 815 career points ranking 34th in program history.
- » Devin Cosper has 369 career 3-point field goal attempts ranking 11th in program history.
- » Malica Monk has 788 career points ranking 36th in program history.
- » Devin Cosper has reached her single-season highs for field goals, field goal attempts, 3-point field goals, 3-point field goals attempted, offensive and defensive rebounds, total rebounds, blocks and points.
- » Jailyn Mason has reached her single-season bests for 3-point field goals made and attempted, free throws made, blocks and points.
- » Malica Monk has reached her single-season highs for field goals made and attempted, 3-point field goals made and attempted, free throws made and attempted, defensive rebounds, total rebounds, assists and points.
- » Kiara Williams has reached her single-season career-bests for field goals made and attempted, 3-pointers made and attempted, free throws made and attempted, offensive, defensive and total rebounds, assists, blocks, steals and points.
- » Bailey Zimmerman has reached her single-season best for made free throws, offensive rebounds, blocks and minutes played.
- » Devin Cosper has 57 3-pointers made this season - 34 better than her single season best. She has scored more points (359) this year than she did all of last season (187 pts/29 g).
- » Cosper scored 104 points in SEC games last year - she tied that through 10 games this season.
- » Jailyn Mason has made 40 3-pointers this year. She made 19 in 30 games last year.
- » Malica Monk has scored 431 points in 2017-18. Her single season best was 247 points set in 27 games last year. This year's total is more than her first two seasons combined.
- » Malica Monk has made 100 free throws - more makes than the two previous years combined.
- » Sophomore Kiara Williams has scored 210 points this year and averages 7.8 ppg - up from 62 points and 3.1 ppg as a freshman.

THREEEEEEEEEEEE

- » Arkansas has set a single-season record with 204 3-point field goals this year.
- » The Razorbacks are averaging 7.6 3-point field goals per game. That number ranks third in the SEC.
- » The Razorbacks moved into the program's top-10 for 3-point field goals attempted earlier this year. Arkansas took over the top spot with 36 attempts at Kentucky setting

3-POINT FIELD GOALS MADE

1. 204 (27 games)	2017-18
2. 202 (33 games)	2000-01
3. 200 (28 games)	2005-06
4. 200 (32 games)	2008-09
5. 198 (34 games)	1998-99
6. 191 (33 games)	1997-98
7. 177 (30 games)	2013-14
8. 177 (30 games)	2016-17
9. 169 (34 games)	2010-11
10. 167 (31 games)	2009-10
11. 167 (33 games)	2011-12

LEADS AND DEFICITS

Biggest Halftime Lead	17, GSU
Biggest Halftime Lead Lost	-
Biggest Halftime Deficit	38, GSU
Biggest HT Deficit Erased	7, Char.
Biggest Overall Lead	30, Tulsa, 4Q
Biggest Win Margin	26, Tulsa
Biggest Loss Margin	46, ASU
Biggest Deficit Overcome	13, SHSU

JUMP BALLS

Arkansas	6
Opponents	21

FIRST POINTS

Williams	12
Mason	8
Monk	4
Cosper	2
Zimmerman	1
Monk	1 (FT)
Zimmerman	1 (FT)
Williams	1 (FT)

DOUBLE FIGURE POINTS

Malica Monk	25
Devin Cosper	18
Jailyn Mason	17
Kiara Williams	10
Bailey Zimmerman	5
Raven Northcross-Baker	3
Taylah Thomas	1
Keiryn Swenson	1

LEADING SCORER

Monk	10
Cosper	9
Mason	6
Williams	3
Northcross-Baker	2

DOUBLE FIGURES FIRST HALF

Cosper	6
Monk	4
Williams	3
Mason	2
Northcross-Baker	1
Zimmerman	1

DOUBLE FIGURES/QUARTER

Monk	5
Cosper	3
Mason	1
Northcross-Baker	1

20/30-PLUS POINTS

Monk	8 (21, 22, 24, 22, 20, 21, 23, 25)
Cosper	6 (21, 21, 22, 25, 24, 29)
Northcross-Baker	1 (22)

DOUBLE FIGURE REBOUNDS

Cosper	7
Williams	7
Thomas	1

LEADING REBOUNDER

Williams	11
Cosper	7
Thomas	4
Monk	2
Zimmerman	1
Mason	1

DOUBLE DOUBLES

Devin Cosper	SHSU, ORU, NMSU, Char., Tulsa, OM, AL
Williams	NMSU, GSU, AU
Monk	GSU

5+ASSISTS/10+ ASSISTS

Monk	8/1
Mason	5/-
Northcross-Baker	1/-

FIRST OFF THE BENCH

Thomas	22
Northcross-Baker	11
Swenson	6
Williams	1
Weaver	1

CHARGES DRAWN

Monk	5
Northcross-Baker	3
Cosper	2
Stout	2
Thomas	1
Swenson	1
Williams	1

FORCED 10 SECOND VIOLATION

2017-18	TBA
---------	-----

FORCED SHOT CLOCK VIOLATION

2017-18	9
---------	---

FORCED INBOUND VIOLATION

2017-18	1
---------	---

AND 1

Malica Monk	12
Kiara Williams	11
Devin Cosper	6
Bailey Zimmerman	5
Macy Weaver	2
Jailyn Mason	1
Raven Northcross-Baker	1
Keiryn Swenson	1

AND 1 CONVERSIONS

Monk	9
Cosper	5
Bailey Zimmerman	4
Williams	4
Northcross-Baker	1
Swenson	1
Weaver	1

BUZZER BEATERS

Mason	4 (ACU, MSU, KY, LSU)
http://bit.ly/2BBY8ua	
Swenson	1 (Kansas)

the program record.

»Four Razorbacks have already set a single-season best for made 3-point field goals. That includes Devin Cospers (57), Jailyn Mason (40), Malica Monk (33), Kiara Williams (1).

»Devin Cospers has 105 career 3-pointers. She broke into the career top 10 with two makes against No. 15 Missouri. She currently ranks 13th in program history.

»Arkansas has made more or tied its opponent in made 3-point field goals in 18 games this season.

»The Razorbacks have hit double-digit 3-point field goals seven times this season with a high of 12 makes against UT-Arlington.

»Arkansas set a school record for made 3-point field goals in a half with nine from distance at Auburn in the first 20 minutes.

ABOUT OUR LEADER

»One of two SEC head coaches working at their alma mater (Holly Warlick, Tennessee).

»One of two SEC head coaches in their first season with their team (Cameron Newbauer, Florida).

»One of five SEC head coaches who graduated from a league school (Joni Taylor, Alabama; Mathew Mitchell, Mississippi State; Nikki Fargas, Tennessee; Holly Warlick, Tennessee).

»Is the eighth of nine Arkansas head coaches to win double figure games in their first season.

»Is 8-4 at home and it would be the 25th time a Razorback head coach won double figure home games if the Razorbacks can get two more victories.

»Would coach Arkansas to its 42nd season with a winning record at home (records for 43 seasons).

PERSONAL BESTS

»Arkansas has seven returners from last season and all of them have set or tied at least one career-best number this year.

»In the 14 career categories that are tracked on the player pages: Monk has 12 career-bests ... Swenson has three ... Williams has 14 ... Mason has eight ... Stout has one ... Cospers has 13 and Zimmerman has 14.

MONK CONTINUES TO LEAD

»Fourteen consecutive games in double figure scoring (snapped at Miss State). Scored in double figures in 25-of-27 games including a streak of nine in a row that ended against No. 15 Missouri.

»Ranks **third in the SEC** for field goal attempts (419), **tied for fifth** for minutes played per game (34.0), **11th** for free throw percent (78.1), **12th** for points per game (16.0).

»Nine games with 20+ points with a career-best 25 against No. 11 Tennessee.

»Monk currently has 229 career assists, ranking tied for 19th all-time in program history.

»At least one 3-pointer in each of the first 10 games with a career-best four 3-pointers versus No. 11 Tennessee and at Kentucky. A made 3-pointer in 19 games.

»Thirty-two or more minutes played in 22 games including going 40 minutes on the road at Auburn.

3-POINT FG ATTEMPTED

1. 697 (27 games)	2017-18
2. 658 (32 games)	2008-09
3. 593 (33 games)	2000-01
4. 590 (28 games)	2005-06
5. 580 (33 games)	2011-12
6. 576 (34 games)	1998-99
7. 570 (33 games)	1997-98
8. 554 (28 games)	2003-04
9. 549 (33 games)	2012-13
10. 546 (31 games)	2009-10

THREE-POINT GOALS

NAME (CAREER)	YR	GP	3PM
1. Wendi Willits (97-01) *	4	131	316
2. Lyndsay Harris (09-12)	4	123	283
3. Kimberly Wilson (93-97) **	4	120	267
India Lewis (99-03) **	4	128	267
5. Jessica Jackson (14-17)	4	120	198
6. Christy Smith (94-98)	4	111	156
7. Shameka Christon (00-04)	4	123	144
8. Calli Berna (12-15)	4	128	133
9. Rochelle Vaughn (02-06)	4	120	127
10. Amber Nicholas (88-92)	4	117	121
11. Sytia Messer (95-99)	4	128	112
12. Dom. Washington (05-07)	2	59	109
13. Devin Cospers (16-18)	3	84	105
14. Charity Ford (07-10)	4	117	104

* -- Third in SEC history ** -- T7 in SEC history

Devin Cospers	Communication (undergrad & Masters)
Chelsea Dungee	Rec. & Sport Management
A'Tyanna Gauden	Journalism: Broadcast
Brenna McClure	Social Work
Jailyn Mason	Journalism: News/Editorial
Malica Monk	Rec. & Sport Management
Raven Northcross-Baker	Criminal Justice
Grayce Spangler	Communication
Sydney Stout	Management
Keiryn Swenson	Accounting
Taylah Thomas	Nursing
Macy Weaver	Kinesiology
Kiara Williams	Childhood Development
Bailey Zimmerman	Apparel Merch./Product Dev.



»Seven consecutive games with at least one steal to start the season with a season-best four steals three times (SHSU, NMSU, ALA). Nineteen games with a steal.

»Has been perfect from the free throw line in 11 games (Samford (7-7), Nebraska (3-3), UTEP (3-3), Kansas (4-4), Tulsa (4-4), UTA (12-12), ASU (2-2), AU (4-4), FL (4-4), KY (6-6), AL (4-4)).

»Double-figure scoring in a single quarter five times (10 | 3Q | Nebraska || 13 | 4Q | ORU) || 10 | 4Q | Kansas || 11 | 4Q | Alabama || 11 | 1Q | Florida).

»Has 33 3-point field goals made this year. She had nine 3-pointers in her freshman and sophomore years combined.

COSPER POSTING BIG NUMBERS

»Ten consecutive games in double figure scoring. The streak was snapped versus UTA. Seventeen games in double figures.

»One of six active SEC players with 7+ season double-doubles.

»Ranks **fifth in the SEC** with 2.28 made 3-pointers per game and **sixth** with 57 made 3-pointers.

»**First in the SEC** in 3-point field goals attempted (190).

»SEC rankings include **sixth** for double-doubles (6).

»Seven games with 20+ points this season.

»Seven career double-doubles all set this season (SHSU, Oral Roberts, NMSU, Charlotte, Tulsa, Ole Miss, Alabama).

»Nineteen consecutive games (last four games of 2016-17) with at least one 3-pointer. (snapped vs Alabama).

»Double-figure scoring in a single quarter three times this year (10 | 1Q | Nebraska || 12 | 1Q | ORU || 11 | 4Q | UTEP).

»Has scored 359 points this year - more than all of last season (187).

JAILYN MASON QUIETLY SHINNING

»Overshadowed by the gaudy numbers tallied by Devin Cospers and Malica Monk, sophomore Jailyn Mason is also putting together a solid season.

»She has 17 games in double figure scoring including a streak of five in a row twice this year and an eight-game streak that was snapped at Alabama.

»She has five games with 5+ assists.

»Has played multiple positions on the floor.

»While Malica Monk is the spark plug that gets the team going, Jailyn Mason is the captain who takes control and steers the ship.

»Made more 3-pointers through 26 games (40) than all of last year (19).

AP TOP 25 (2/19/2018)

RK	TEAM	RECORD	PTS
1	Connecticut (32)	26-0	800
2	Mississippi State	28-0	765
3	Baylor	25-1	735
4	Louisville	27-2	688
5	Notre Dame	25-2	686
6	Texas	22-4	632
7	South Carolina	22-5	597
8	Oregon	24-4	587
9	Florida State	22-4	521
10	UCLA	21-5	501
11	Missouri	22-5	488
12	Oregon State	21-6	443
13	Maryland	22-5	367
14	Ohio State	22-6	359
15	Tennessee	21-6	358
16	Stanford	19-9	319
17	Texas A&M	20-8	247
18	South Florida	22-5	229
19	Georgia	21-5	214
20	Duke	20-7	184
21	NC State	21-6	132
22	Green Bay	23-3	106
23	Belmont	26-3	98
24	LSU	18-7	87
25	Oklahoma State	18-8	73

Others receiving votes: Minnesota 60, Dayton 29, Mercer 19, Miami 14, Arizona State 12, Iowa 11, Michigan 10, West Virginia 7, Gonzaga 5, Quinnipiac 3, Central Michigan 3, Oklahoma 3, California 3, Nebraska 3, Syracuse 1, USC 1

USA TODAY TOP 25 COACHES POLL - 2/20/2018

1	Connecticut (32)	26-0	800
2	Mississippi State	28-0	766
3	Baylor	26-1	730
4	Notre Dame	25-2	691
5	Louisville	27-2	687
6	South Carolina	22-5	615
7	Oregon	25-4	604
8	Texas	22-5	602
9	Missouri	22-5	520
10	UCLA	21-6	506
11	Oregon State	21-6	471
12	Florida State	22-5	434
13	Maryland	22-5	386
14	Tennessee	21-6	357
15	Ohio State	22-6	346
16	Duke	21-7	294
17	South Florida	22-5	269
18	Texas A&M	20-8	258
19	Georgia	22-5	216
20	Stanford	19-9	196
21	Green Bay	24-3	194
22	NC State	21-6	127
23	Oklahoma State	18-8	62
24	Syracuse	20-7	46
25	Mercer	25-2	33

Others receiving votes: Michigan 29, Florida Gulf Coast 25, DePaul 24, Miami 22, LSU 21, Central Michigan 12, Belmont 10, West Virginia 10, Virginia 8, Marquette 8, Buffalo 7, Purdue 6, Houston 3, Minnesota 2, Alabama 1, Quinnipiac 1, Dayton 1

KIARA WILLIAMS STEPPING UP

- » Scored a career-best 19 points against LSU going 6-for-8 from the field and 7-for-8 from the line. She also had nine rebounds and two steals.
- » First career double-double with 11 points and 11 rebounds versus New Mexico State. Second one against GSU with 12 points and 16 boards and third at Auburn with 15 points and 14 rebounds.
- » Seven career games (all this season) with 10+ rebounds.
- » Posted a career-best 16 rebounds at Kansas, tying it versus GSU.
- » Nine games in double figure scoring including a career-best 15 points at Auburn.

SHARING THE BALL

Twelve of 13 Razorbacks have scored in games this year. All have played and all have attempted a shot. Six of 12 players have recorded double figure points for the season.

BLOCKING WELL

- » Kiara Williams leads the team with 25 blocked shots through 27 games. Williams had only five blocks for the entire season a year ago. The sophomore record is 58 set by Sarah Watkins in 2010-11. Williams ranks **14th in the SEC** with 0.96 bpg.
- » As a team, Arkansas **ranks tied for eighth in the SEC** with 3.5 bpg.

DID YOU KNOW

That Arkansas head coach Mike Neighbors was cut from the Razorback baseball team? He walked on and legendary head coach Norm DiBryan nudged him in the coaching direction saying "You always seem to be in the right place but you don't always make the play."

THE SCHEDULE

Arkansas' non-conference schedule features four teams who went to the post season a year ago. Arizona State played in the first round of the NCAA Tournament while Abilene Christian, UT-Arlington and Grambling were all WNIT teams a year ago. UTA was eliminated in the first round while Abilene Christian and Grambling both reached round two.

The always-tough SEC schedule features eight NCAA Tournament teams including the NCAA Champion South Carolina and the runner up, Mississippi State. Auburn and LSU were eliminated in the first round while Kentucky, Missouri, Tennessee and Texas A&M all bowed out in round two. In addition, Alabama and Ole Miss advanced to the WNIT Tournament. That means Arkansas faces 14 teams who played in the postseason a year ago.

According to the NCAA (http://stats.ncaa.org/rankings/ranking_summary) Arkansas has the 32nd toughest schedule in the country and the sixth toughest in the SEC.

DOUBLE FIGURES IN A QUARTER

Cosper

1Q, 10, at Nebraska | 12, 1Q, at ORU | 11, 4Q, at UTEP | 10, 4Q, Tennessee

Monk

10, 3Q, at Nebraska | 13, 4Q, at ORU | 10, 4Q, at Kansas | 11, 4Q, Alabama | 11, 1Q, Florida
12, 4Q Tennessee

Mason

11, 3Q, UTA

Northcross-Baker

12, 4Q, UTA

AGAINST THE POLL

This week's (Feb. 12) Associated Press poll features six SEC teams. Arkansas' schedule is headlined by No. 2 Mississippi State, followed by No. 7 South Carolina, No. 11 Missouri, No. 15 Tennessee, No. 17 Texas A&M, No. 19 Georgia, and No. 24 LSU. Nebraska (3) and Arizona State (12) are getting votes.

This week's USA Today Coaches Poll has Mississippi State at No. 2, followed by No. 6 South Carolina, No. 9 Missouri, No. 14 Tennessee, No. 18 Texas A&M, and No. 19 Georgia. LSU (21) and Alabama (1) are getting votes.

HOME SWEET HOME

»Arkansas has had just one losing home season in 41 years (prior to 2017-18)
»Arkansas is 422-145 (8-6 in '17-18) in home games including a 263-110 record in Bud Walton Arena. Arkansas was 159-35 in Barnhill Arena.

WHAT'S MY NUMBER

Transfer Chelsea Dungee has a unique background to her jersey number selection. Here is the story in her own words:

I have always played in #22. Every competitive team and school ball team I have always worn #22. #22 was the number my mom played basketball in throughout her high school career. So, I wore #22.

A year ago I changed my jersey number to #33. My cousin (more like brother), Reuben, suffered a traumatic brain injury while playing in a high school football game last season and he wore jersey #33. I play in jersey #33 for Reuben. Playing with #33 on back is a reminder that 'Reub' has my back, and I have his.

QUARTER BY QUARTER SCORING

Date	Opponent	W/L	1st	2nd	1st Half	3rd	4th	2nd Half	OT	Total
Nov. 2	NE State (exh)	W, 82-74	20	15	35	18	29	47	-	82*
Nov. 10	SHSU	W, 65-54	5	18	23	23	19	41	-	65
Nov. 12	Samford	W, 84-63	27	15	42	16	26	42	-	84
Nov. 16	Nebraska	L, 80-69	19	11	30	22	17	49	-	69
Nov. 20	ORU	W, 77-66	25	15	40	16	21	37	-	77
Nov. 24	UTEP	L, 64-61	3	17	20	16	25	41	-	61
Nov. 25	New Mexico State	W, 69-60	11	12	23	24	22	46	-	69
Nov. 29	Abilene Christian	W, 79-65	20	14	34	20	25	45	-	79
Dec. 3	Kansas	L, 71-60	12	10	22	21	17	38	-	60
Dec. 7	UNC-C	W, 73-72	13	16	30	19	24	43	-	73
Dec. 10	Tulsa	W, 67-41	21	14	35	13	19	32	-	67
Dec. 17	UTA	W, 91-57	14	23	37	26	28	54	-	91
Dec. 21	Arizona State	L, 89-43	8	6	14	11	18	29	-	43
Dec. 28	Grambling State	W, 79-62	15	25	40	25	14	39	-	79

NonConf Totals

NonConf Averages

NonConf Highs

NonConf Lows

*Not included in averages

Dec. 31	Ole Miss	W, 73-72	19	18	37	25	11	36	-	73
Jan. 4	No. 5 Mississippi State	L, 111-69	20	19	39	18	12	30	-	69
Jan. 7	Alabama	L, 83-76	13	16	29	26	21	47	-	76
Jan. 11	Georgia	L, 78-65	7	18	25	24	16	40	-	65
Jan. 14	Auburn	W, 68-58	16	25	41	15	12	27	-	68
Jan. 18	Florida	L, 65-51	13	15	28	7	16	23	-	51
Jan. 21	No. 11 Missouri	L, 88-54	16	13	29	19	6	25	-	54
Jan. 25	No. 9 South Carolina	L, 90-42	6	6	12	20	10	30	-	42
Jan. 29	Kentucky	L, 76-65	14	12	26	15	24	39	-	65
Feb. 4	Alabama	W, 74-66	19	21	40	18	16	34	-	74
Feb. 8	Tennessee	L, 90-85	20	16	36	21	28	49	-	85
Feb. 11	No. 13 Missouri	L, 84-58	14	15	29	16	13	29	-	58
Feb. 15	Kentucky	L, 78-57	20	12	32	15	10	25	-	57
Feb. 18	LSU	L, 62-57	10	13	23	15	19	34	-	57
Feb. 22	Texas A&M									
Feb. 25	Vanderbilt									

SEC Totals

SEC Averages

SEC Highs

SEC Lows

Season Totals

Season Averages

Season Highs

Season Lows

BY STARTERS

Date	Opponent									
Nov. 2	NE State (exh) - W	Monk	Williams		Mason		Cosper		Zimmerman	
Nov. 10	SHSU - W	Monk	Williams		Mason		Cosper		Zimmerman	
Nov. 12	Samford - W	Monk	Williams		Mason		Cosper		Zimmerman	
Nov. 16	Nebraska - L	Monk	Williams		Mason		Cosper		Zimmerman	
Nov. 20	ORU - W	Monk	Williams		Mason		Cosper		Zimmerman	
Nov. 25	UTEP - W	Monk	Williams		Mason		Cosper		Zimmerman	
Nov. 26	New Mexico State - W	Monk	Williams		Mason		Cosper		Zimmerman	
Nov. 29	Abilene Christian - W	Monk	Williams		Mason		Cosper		Zimmerman	
Dec. 3	Kansas - L	Monk	Williams		Mason		Cosper		Zimmerman	
Dec. 7	UNC-C - W	Monk	Williams		Mason		Cosper		Zimmerman	
Dec. 10	Tulsa - W	Monk	Williams		Mason		Cosper		Zimmerman	
Dec. 17	UTA - W	Monk	Thomas		Mason		Cosper		Zimmerman	
Dec. 21	Arizona State - L	Monk	Williams		Mason		Cosper		Zimmerman	
Dec. 28	Grambling - W	Monk	Williams		Mason		Cosper		Zimmerman	
Dec. 31	Ole Miss - W	Monk	Williams		Mason		Cosper		Zimmerman	
Jan. 4	NO. 5 Miss State - L	Monk	Williams		Mason		Cosper		Zimmerman	
Jan. 7	Alabama - L	Monk	Williams		Mason		Cosper		Zimmerman	
Jan. 11	Georgia - L	Monk	Williams		Mason		Cosper		Zimmerman	
Jan. 14	Auburn - W	Monk	Williams		Mason		Cosper		Zimmerman	
Jan. 18	Florida - L	Monk	Williams		Mason		Northcross-Baker		Zimmerman	
Jan. 21	No. 11 Missouri - L	Monk	Williams		Mason		Thomas		Zimmerman	
Jan. 25	No. 9 South Carolina - L	Monk	Williams		Mason		Cosper		Zimmerman	
Jan. 29	Kentucky - L	Monk	Williams		Mason		Cosper		Zimmerman	
Feb. 4	Alabama - W	Monk	Williams		Mason		Cosper		Zimmerman	
Feb. 8	Tennessee - L	Monk	Williams		Mason		Cosper		Zimmerman	
Feb. 11	No. 1 Missouri - L	Monk	Williams		Mason		Cosper		Zimmerman	
Feb. 15	Kentucky - L	Monk	Williams		Mason		Cosper		Zimmerman	
Feb. 18	LSU - L	Monk	Williams		Mason		Cosper		Zimmerman	
Feb. 22	Texas A&M									
Feb. 25	Vanderbilt									

MISCELLANEOUS STATISTICS

Double-Figure Scoring Games

Player	15-16	16-17	17-18	Career
M. Monk	3	13	25	41
K. Swenson		11	1	12
J. Mason		10	17	27
D. Cosper	15	8	17	40
B. Zimmerman		2	5	7
T. Thomas	-	-	1	1
K. Williams	-	-	10	10
R. Northcross-Baker	-	-	3	3
TOTAL	18	44	79	141

20-Point Scoring Games

Player	15-16	16-17	17-18	Career
K. Swenson		1		1
D. Cosper	1	-	7	8
M. Monk	-	-	9	9
R. Northcross-Baker			1	1
TOTAL	1	1	15	17

Double-Figure Rebounding Games

Player	15-16	16-17	17-18	Career
D. Cosper	-	-	7	7
T. Thomas	-	-	1	1
K. Williams	-	-	7	7
TOTAL	x	x	15	15

Double-Doubles

Player	15-16	16-17	17-18	Career
J. Mason (pts/ast)	-	2		2
D. Cosper (pts/reb)	-	-	7	7
K. Williams (pts/reb)	-	-	3	3
M. Monk (pts/ast)	-	-	1	1
TOTAL	-	2	11	13

5+ Steals

Player	15-16	16-17	17-18	Career
M. Monk	-	2	-	2
TOTAL	x	2	-	2

5+ Blocks

Player	15-16	16-17	17-18	Career
TBA	-			
TOTAL	-	x	x	x

5+ Assists

Player	15-16	16-17	17-18	Career
M. Monk	3	4	9	16
J. Mason		6	5	11
D. Cosper		2		2
TOTAL	3	12	14	29

@RazorbackWBB STATISTICS
Arkansas Combined Team Statistics (as of Feb 18, 2018)
All games

RECORD:	OVERALL	HOME	AWAY	NEUTRAL
ALL GAMES	12-15	8-6	3-9	1-0
CONFERENCE	3-11	1-6	2-5	0-0
NON-CONFERENCE	9-4	7-0	1-4	1-0

##	Player	gp-gs	min	avg	Total		3-Point		F-Throw		Rebounds				pf	dq	a	to	blk	stl	pts	avg
					fg-fga	fg%	3fg-fga	3fg%	ft-fa	ft%	off	def	tot	avg								
03	MONK, Malica	27-27	917	34.0	149-419	.356	33-104	.317	100-128	.781	21	73	94	3.5	61	1	99	64	6	42	431	16.0
21	COSPER, Devin	25-25	776	31.0	127-349	.364	57-190	.300	48-66	.727	18	130	148	5.9	67	2	38	58	12	37	359	14.4
14	MASON, Jailyn	27-27	889	32.9	118-293	.403	40-109	.367	14-17	.824	14	96	110	4.1	51	1	76	58	13	32	290	10.7
10	WILLIAMS, Kiara	27-26	523	19.4	85-167	.509	1-2	.500	39-70	.557	83	107	190	7.0	59	1	7	22	25	28	210	7.8
01	NORTHCROSS-BAKE	27-1	519	19.2	48-162	.296	29-111	.261	22-33	.667	26	43	69	2.6	42	1	41	26	4	17	147	5.4
04	SWENSON, Keiryn	26-0	382	14.7	39-117	.333	25-84	.298	14-20	.700	23	40	63	2.4	25	0	8	24	9	5	117	4.5
22	ZIMMERMAN, Bailey	27-27	665	24.6	38-146	.260	15-76	.197	27-44	.614	45	45	90	3.3	52	1	33	34	10	12	118	4.4
24	THOMAS, Taylah	27-2	467	17.3	39-88	.443	3-10	.300	21-34	.618	46	82	128	4.7	53	1	5	23	5	8	102	3.8
30	WEAVER, Macy	18-0	122	6.8	7-16	.438	0-0	.000	9-20	.450	14	13	27	1.5	27	0	1	5	10	1	23	1.3
13	SPANGLER, Grayce	15-0	57	3.8	2-14	.143	0-6	.000	4-10	.400	1	4	5	0.3	12	0	1	5	0	1	8	0.5
20	STOUT, Sydney	14-0	70	5.0	1-7	.143	1-4	.250	3-6	.500	3	5	8	0.6	3	0	3	2	0	2	6	0.4
12	MCCLURE, Brenna	5-0	13	2.6	0-4	.000	0-1	.000	0-0	.000	0	0	0	0.0	1	0	2	2	0	0	0	0.0
Team											55	60	115		3		4					
Total.....		0	5400		653-1782	.366	204-697	.293	301-448	.672	349	698	1047	0.0	456	8	314	327	94	185	1811	0.0
Opponents.....		0	5400		712-1731	.411	171-524	.326	350-475	.737	361	817	1178	0.0	438	3	396	384	106	178	1945	0.0

TEAM STATISTICS	AR	OPP	Date	Opponent	Score	Att.
SCORING	1811	1945	11/10/17	SHSU	W 65-54	4719
Points per game	67.1	72.0	11/12/17	SAMFORD	W 84-63	1739
Scoring margin	-5.0	-	11/16/17	at Nebraska	L 69-80	3459
FIELD GOALS-ATT	653-1782	712-1731	11/20/17	at Oral Roberts	W 77-66	2503
Field goal pct	.366	.411	11/24/17	at UTEP	L 61-64	633
3 POINT FG-ATT	204-697	171-524	11/25/17	vs NM State	W 69-60	250
3-point FG pct	.293	.326	11/29/17	ACU	W 79-65	1132
3-pt FG made per game	7.6	6.3	12/03/17	at Kansas	L 60-71	1795
FREE THROWS-ATT	301-448	350-475	12/07/17	CHARLOTTE	W 73-72	1169
Free throw pct	.672	.737	12/10/17	TULSA	W 67-41	1821
F-Throws made per game	11.1	13.0	12/17/17	UT-ARLINGTON	W 91-57	1481
REBOUNDS	1047	1178	12/21/17	at Arizona State	L 43-89	1988
Rebounds per game	38.8	43.6	12/28/17	GRAMBLING	W 79-62	1388
Rebounding margin	-4.9	-	* 12/31/17	OLE MISS	W 73-72	1701
ASSISTS	314	396	* 01/04/18	at #5/3 Mississippi State	L 69-111	5398
Assists per game	11.6	14.7	* 01/07/18	ALABAMA	L 76-83	2001
TURNOVERS	327	384	* 1/11/18	at Georgia	L 65-78	2229
Turnovers per game	12.1	14.2	* 01/14/18	at Auburn	W 68-58	2210
Turnover margin	+2.1	-	* 01/18/18	FLORIDA	L 51-65	1288
Assist/turnover ratio	1.0	1.0	* 01/21/18	at Missouri	L 54-88	5219
STEALS	185	178	* 01/25/18	at #9/7 South Carolina	L 42-90	12844
Steals per game	6.9	6.6	* 01/29/18	KENTUCKY	L 65-76	1313
BLOCKS	94	106	* 2/4/18	at Alabama	W 74-66	2265
Blocks per game	3.5	3.9	* 02/08/18	NO. 11 TENNESSEE	L 85-90	1446
ATTENDANCE	25449	46099	* 02/12/18	MISSOURI	L 58-84	1766
Home games-Avg/Game	14-1818	12-3821	* 02/15/18	at Kentucky	L 57-78	5306
Neutral site-Avg/Game	-	1-250	* 02/18/18	LSU	L 57-62	2485

* = Conference game

Score by Periods	1st	2nd	3rd	4th	Totals
Arkansas	401	415	506	489	1811
Opponents	486	449	505	505	1945



@RazorbackWBB STATISTICS
Arkansas Combined Team Statistics (as of Feb 18, 2018)
Conference games only



RECORD:	OVERALL	HOME	AWAY	NEUTRAL
ALL GAMES	3-11	1-6	2-5	0-0
CONFERENCE	3-11	1-6	2-5	0-0
NON-CONFERENCE	0-0	0-0	0-0	0-0

##	Player	gp-gs	min	avg	Total		3-Point		F-Throw		Rebounds				pf	dq	a	to	blk	stl	pts	avg
					fg-fga	fg%	3fg-fga	3fg%	ft-fga	ft%	off	def	tot	avg								
03	MONK, Malica	14-14	484	34.6	72-226	.319	20-58	.345	43-60	.717	11	35	46	3.3	34	0	42	33	4	15	207	14.8
21	COSPER, Devin	12-12	362	30.2	51-138	.370	20-71	.282	25-33	.758	6	58	64	5.3	35	2	21	29	4	19	147	12.3
14	MASON, Jailyn	14-14	497	35.5	68-162	.420	22-57	.386	12-12	1.000	9	45	54	3.9	30	0	35	35	6	13	170	12.1
10	WILLIAMS, Kiara	14-14	263	18.8	45-86	.523	1-2	.500	19-29	.655	35	49	84	6.0	30	1	3	10	9	11	110	7.9
22	ZIMMERMAN, Bailey	14-14	370	26.4	27-88	.307	14-48	.292	17-28	.607	29	23	52	3.7	32	1	21	21	3	7	85	6.1
01	NORTHCROSS-BAKE	14-1	266	19.0	18-77	.234	11-52	.212	7-10	.700	11	20	31	2.2	22	1	21	12	3	9	54	3.9
24	THOMAS,Taylah	14-1	261	18.6	24-52	.462	1-4	.250	4-8	.500	21	40	61	4.4	29	0	3	14	1	3	53	3.8
04	SWENSON, Keiryn	13-0	164	12.6	15-52	.288	8-37	.216	8-10	.800	13	14	27	2.1	10	0	2	11	4	1	46	3.5
30	WEAVER, Macy	8-0	62	7.8	5-10	.500	0-0	.000	7-15	.467	7	4	11	1.4	14	0	0	3	3	0	17	2.1
13	SPANGLER, Grayce	6-0	24	4.0	2-6	.333	0-2	.000	1-5	.200	1	0	1	0.2	7	0	1	3	0	1	5	0.8
12	MCCLURE, Brenna	5-0	13	2.6	0-4	.000	0-1	.000	0-0	.000	0	0	0	0.0	1	0	2	2	0	0	0	0.0
20	STOUT, Sydney	6-0	34	5.7	0-1	.000	0-1	.000	0-0	.000	0	1	1	0.2	2	0	2	1	0	2	0	0.0
Team											26	34	60		2		3					
Total.....		14	2800		327-902	.363	97-333	.291	143-210	.681	169	323	492	35.1	248	5	153	177	37	81	894	63.9
Opponents.....		14	2800		393-892	.441	92-261	.352	223-288	.774	195	417	612	43.7	206	2	217	182	63	102	1101	78.6

TEAM STATISTICS	AR	OPP
SCORING	894	1101
Points per game	63.9	78.6
Scoring margin	-14.8	-
FIELD GOALS-ATT	327-902	393-892
Field goal pct	.363	.441
3 POINT FG-ATT	97-333	92-261
3-point FG pct	.291	.352
3-pt FG made per game	6.9	6.6
FREE THROWS-ATT	143-210	223-288
Free throw pct	.681	.774
F-Throws made per game	10.2	15.9
REBOUNDS	492	612
Rebounds per game	35.1	43.7
Rebounding margin	-8.6	-
ASSISTS	153	217
Assists per game	10.9	15.5
TURNOVERS	177	182
Turnovers per game	12.6	13.0
Turnover margin	+0.4	-
Assist/turnover ratio	0.9	1.2
STEALS	81	102
Steals per game	5.8	7.3
BLOCKS	37	63
Blocks per game	2.6	4.5
ATTENDANCE	12000	35471
Home games-Avg/Game	7-1714	7-5067
Neutral site-Avg/Game	-	0-0

Date	Opponent		Score	Att.
* 12/31/17	OLE MISS	w	73-72	1701
* 01/04/18	at #5/3 Mississippi State	L	69-111	5398
* 01/07/18	ALABAMA	L	76-83	2001
* 1/11/18	at Georgia	L	65-78	2229
* 01/14/18	at Auburn	w	68-58	2210
* 01/18/18	FLORIDA	L	51-65	1288
* 01/21/18	at Missouri	L	54-88	5219
* 01/25/18	at #9/7 South Carolina	L	42-90	12844
* 01/29/18	KENTUCKY	L	65-76	1313
* 2/4/18	at Alabama	w	74-66	2265
* 02/08/18	NO. 11 TENNESSEE	L	85-90	1446
* 02/12/18	MISSOURI	L	58-84	1766
* 02/15/18	at Kentucky	L	57-78	5306
* 02/18/18	LSU	L	57-62	2485

* = Conference game

Score by Periods	1st	2nd	3rd	4th	Totals
Arkansas	207	219	254	214	894
Opponents	269	251	298	283	1101

MORE NUMBERS

MISCELLANEOUS

Opponent	T/O	2ndCh	Paint	FastB	Bench	Ties	Leads	WL	Score	Leads overcome
SHSU	15	5	28	14	13	1	1	W	65-54	trailed by 13/20-07:26
Samford	18	5	30	3	23	0	0	W	84-63	
Nebraska	12	14	32	10	11	3	1	L	69-80	lost 2 4th-0:6:21
ORU	15	6	32	18	16	1	1	W	77-66	trailed by 6 1st-04:58
UTEP	22	18	18	14	16	0	0	L	61-64	
NM State	17	16	34	13	15	2	4	W	69-60	trailed by 7 1st-01:06
ACU	28	9	20	0	25	0	1	W	79-65	trailed by 1 1st-09:21
Kansas	10	8	28	6	6	1	1	L	60-71	lost 2 1st-08:40
Charlotte	15	17	32	8	6	1	8	W	73-72	trailed by 9 3rd-9:40
Tulsa	7	13	30	6	12	0	1	W	67-41	trailed by 2 1st-09:14
UTA	23	13	26	17	42	3	2	W	91-57	trailed by 6 1st-4:54
Arizona St.	3	8	22	6	12	0	0	L	43-89	lost 2 1st-09:43
Grambling	18	11	22	3	33	0	0	W	79-62	
Ole Miss	13	10	26	10	23	0	1	W	73-72	trailed by 1 2nd-04:33
#5/3 MSU	3	4	20	11	16	1	1	L	69-111	lost 5 1st-08:28
Alabama	7	7	26	6	13	3	3	L	76-83	lost 7 3rd-02:23
Georgia	11	8	22	8	13	0	0	L	65-78	
Auburn	15	22	27	4	11	0	1	W	68-58	trailed by 2 1st-09:37
Florida	15	9	18	9	9	0	0	L	51-65	
#11 Mizzou	7	6	16	2	11	0	0	L	54-88	
#9/7 S Car	9	9	28	9	15	0	0	L	42-90	
Kentucky	17	9	20	2	10	1	1	L	65-76	lost 5 1st-06:09
Alabama	16	10	36	4	9	1	1	W	74-66	trailed by 1 1st-03:10
#11 Tenn	24	12	32	29	5	3	6	L	85-90	lost 2 1st-05:14
No. 13 Mo	15	5	16	2	17	0	0	L	58-84	
Kentucky	10	16	12	0	7	1	1	L	57-78	lost 1 1st-00:04
LSU	16	8	26	7	8	1	2	L	57-62	lost 2 1st-07:07
Totals	381	278	679	221	397	23	37			
Ave/Game	14.1	10.3	25.1	8.2	14.7	0.9	1.4			

Opponent	369	315	910	139	527	25	36
Ave/Game	13.7	11.7	33.7	5.1	19.5	0.9	1.3

SPECIALTY STATS

Opponent	Paint	OFF TO	2ND CHANCE	FAST BREAK	BENCH
SHSU	28	15	5	14	13
Samford	30	18	5	3	23
Nebraska	32	12	14	10	11
ORU	32	15	6	18	16
UTEP	18	22	18	14	16
NMSU	34	17	16	13	15
Ab. Christian	20	28	9	0	25
Kansas	28	10	8	6	6
Charlotte	32	15	17	8	6
Tulsa	30	7	13	6	12
UTA	26	23	13	17	42
Arizona State	22	3	8	6	12
Grambling State	22	18	11	3	33
Ole Miss	26	13	10	10	23
Miss State	20	3	4	11	16
Alabama	26	7	7	6	13
Georgia	22	11	8	8	13
Auburn	27	15	22	4	11
Florida	18	15	9	9	9
No. 11 Missouri	16	7	6	2	11
No. 9 S. Carolina	28	9	9	9	15
Kentucky	20	17	9	2	10
Alabama	36	16	10	4	9
Tennessee	32	24	12	29	5
Missouri	16	15	5	2	17
Kentucky	12	10	16	0	7
LSU	26	16	8	7	8
Texas A&M					
Vanderbilt					

GAME BY GAME LEADERS

Date	Opponent	Points	Rebounds	Assists	Steals	Blocks
Nov. 10	SHSU	Monk (18)	Cosper (10)	2 Players (4)	Monk (4)	Mason (3)
Nov. 12	Samford	Monk (21)	2 Players (9)	2 Players (6)	3 Players (3)	Williams (4)
Nov. 16	Nebraska	Monk (22)	2 Players (11)	Monk (6)	Mason (4)	4 Players (2)
Nov. 20	ORU	Monk (24)	Cosper (10)	Monk (4)	Cosper (2)	2 Players (1)
Nov. 24	UTEP	Cosper (22)	Cosper (5)	Monk (5)	Cosper (4)	Weaver (4)
Nov. 25	NMSU	Monk (22)	2 Players (11)	Cosper (4)	Monk (4)	2 Players (1)
No. 29	A. Christian	2 Players (15)	Williams (8)	Mason (8)	Williams (3)	2 Players (1)
Dec. 3	Kansas	Monk (22)	Williams (16)	Monk (5)	Mason (2)	Williams (2)
Dec. 7	Charlotte	Cosper (25)	Cosper (14)	Mason (4)	Williams (4)	Williams (3)
No. 10	Tulsa	Monk (14)	Cosper (11)	Mason (6)	2 Players (1)	2 Players (2)
No. 17	UTA	RNB (22)	Williams (8)	Mason (7)	2 Players (3)	2 Players (1)
Dec. 21	Az State	Monk (12)	3 Players (4)	Monk (2)	Monk (1)	4 Players (1)
Dec. 28	Grambling	Cosper (16)	Williams (16)	Monk (10)	Monk (3)	Monk (1)
Dec. 31	Ole Miss	Cosper (18)	Cosper (11)	2 Players (4)	Cosper (4)	Williams (4)
Jan. 4	Miss State	Mason (15)	Cosper (7)	2 Players (4)	Monk (2)	3 Players (1)
Jan. 7	Alabama	Cosper (24)	Cosper (13)	Cosper (4)	Mason (3)	Mason (2)
Jan. 11	Georgia	Monk (16)	Thomas (8)	3 Players (2)	Mason (5)	Monk (1)
Jan. 14	Auburn	2 Players (15)	Williams (14)	Mason (5)	4 Players (1)	Zimmerman (1)
Jan. 18	Florida	Monk (23)	Monk (8)	Monk (4)	3 Players (1)	3 Players (1)
Jan. 21	No. 15 MU	2 Players (14)	Williams (7)	4 Players (2)	2 Players (1)	Weaver (1)
Jan. 25	No. 9 S Car	Mason (12)	Thomas (6)	Cosper (2)	Stout (2)	3 Players (1)
Jan. 29	Kentucky	Cosper (17)	Williams (7)	Monk (6)	Zimmerman (2)	3 Players (1)
Feb. 4	Alabama	Cosper (21)	Thomas (6)	2 Players (3)	Monk (4)	Zimmerman (1)
Feb. 8	Tennessee	Cosper (29)	Williams (10)	2 Players (5)	2 Players (3)	Williams (2)
Feb. 11	No. 13 MU	Mason (7)	Thomas (7)	Mason (3)	N.Baker (2)	2 Players (1)
Feb. 15	Kentucky	Mason (18)	Zimmerman (6)	Monk (5)	Cosper (2)	0
Feb. 18	LSU	Williams (19)	Willimas (9)	2 Players (3)	Cosper (4)	Cosper (2)
Feb. 22	Texas A&M					
Feb. 25	Vanderbilt					

COMPARISON

Opponent	1st	2nd	Score	Mar	Total FG	FG Pct	3-Pointers	3FG Pct	Free Throws	FT Pct	Rebounds	Assist	T/Over	Block	Steal	Fouls
SHSU	23/28	42/26	65-54	+11	25-67/20-63	.373/.317	9-33/7-27	.273/.259	6-11/7-11	.545/.636	39/51 (12)	15/10	9/15	7/5	8/3	12/14
SAMFORD	42/33	42/30	84-63	+21	29-59/23-59	.492/.390	10-27/6-22	.370/.273	16-22/11-14	.727/.786	35/34 +1	17/17	6/13	4/1	7/3	15/23
Nebraska	30/41	39/39	69-80	(11)	27-77/28-72	.351/.389	8-32/7-21	.250/.333	7-10/17-25	.700/.680	45/55 (10)	10/17	15/16	8/6	12/7	23/12
Oral Roberts	40/36	37/30	77-66	+11	29-70/22-58	.414/.379	6-23/7-22	.261/.318	13-18/15-19	.722/.789	41/41 -	8/12	4/14	2/0	5/2	18/20
UTEP	20/38	41/26	61-64	(3)	21-70/27-53	.300/.509	11-41/5-13	.268/.385	8-14/5-7	.571/.714	27/51 (24)	13/19	4/23	4/0	14/1	15/13
NM State	23/25	46/35	69-60	+9	25-70/23-67	.357/.343	6-26/4-18	.231/.222	13-24/10-14	.542/.714	55/41 +14	10/9	18/18	3/2	12/10	15/21
ACU	34/24	45/41	79-65	+14	25-68/24-69	.368/.348	10-25/11-34	.400/.324	19-27/6-11	.704/.545	44/43 +1	13/17	12/20	4/6	13/8	13/21
Kansas	22/30	38/41	60-71	(11)	22-69/25-62	.319/.403	5-27/3-15	.185/.200	11-15/18-25	.733/.720	40/50 (10)	7/9	13/15	6/5	3/8	24/17
CHARLOTTE	30/37	43/35	73-72	+1	26-75/27-74	.347/.365	9-31/5-13	.290/.385	12-24/13-20	.500/.650	45/58 (13)	11/15	10/17	5/3	10/7	19/20
TULSA	35/24	32/17	67-41	+26	25-67/16-69	.373/.232	6-29/2-16	.207/.125	11-19/7-10	.579/.700	61/39 +22	13/5	9/7	7/3	2/4	10/16
UT-ARLINGTON	37/24	54/33	91-57	+34	30-65/22-54	.462/.407	12-28/3-15	.429/.200	19-21/10-16	.905/.625	40/27 +13	19/10	14/22	2/2	11/6	21/21
Arizona State	14/52	29/37	43-89	(46)	17-57/37-73	.298/.507	4-18/12-20	.222/.600	5-6/3-6	.833/.500	35/41 (6)	7/27	23/8	4/4	1/11	12/13
GRAMBLING	40/23	39/39	79-62	+17	25-66/25-66	.379/.379	11-24/7-27	.458/.259	18-27/5-9	.667/.556	48/35 +13	18/12	13/14	1/6	6/6	11/21
OLE MISS	37/32	36/40	73-72	+1	26-61/23-55	.426/.418	8-21/7-18	.381/.389	13-20/19-26	.650/.731	38/34 +4	11/14	15/17	7/4	7/6	18/17
#5/3 Mississippi State	39/49	30/62	69-111	(42)	28-62/44-76	.452/.579	6-18/10-20	.333/.500	7-12/13-14	.583/.929	29/40 (11)	12/25	16/4	3/2	3/7	17/15
ALABAMA	29/32	47/51	76-83	(7)	26-70/26-65	.371/.400	6-21/6-18	.286/.333	18-21/25-36	.857/.694	43/44 (1)	9/12	17/14	5/7	8/9	26/19
Georgia	25/31	40/47	65-78	(13)	22-65/30-73	.338/.411	5-21/8-18	.238/.444	16-23/10-12	.696/.833	43/49 (6)	10/19	17/13	1/9	10/6	16/14
Auburn	41/17	27/41	68-58	+10	24-61/19-56	.393/.339	9-30/2-14	.300/.143	11-15/18-22	.733/.818	39/33 +6	14/7	12/15	1/4	4/8	17/18
FLORIDA	28/35	23/30	51-65	(14)	21-76/26-69	.276/.377	5-30/7-29	.167/.241	4-4/6-7	1000/.857	42/54 (12)	8/15	8/14	3/1	3/4	9/9
Missouri	29/51	25/37	54-88	(34)	22-67/27-52	.328/.519	8-27/13-25	.296/.520	2-7/21-27	.286/.778	33/43 (10)	10/21	9/11	1/6	2/6	20/11
#9/7 South Carolina	12/44	30/46	42-90	(48)	18-67/32-75	.269/.427	2-16/4-20	.125/.200	4-10/22-31	.400/.710	31/62 (31)	5/17	12/11	5/9	5/8	25/12
KENTUCKY	26/43	39/33	65-76	(11)	21-56/27-59	.375/.458	9-28/5-11	.321/.455	14-17/17-22	.824/.773	33/35 (2)	15/14	18/13	3/2	3/12	19/17
Alabama	40/26	34/40	74-66	+8	28-60/24-57	.467/.421	6-15/1-10	.400/.100	12-15/17-24	.800/.708	33/39 (6)	9/7	13/15	1/1	8/9	22/17
NO. 11 TENNESSEE	36/43	49/47	85-90	(5)	31-65/31-64	.477/.484	11-23/9-23	.478/.391	12-19/19-25	.632/.760	26/45 (19)	16/24	10/19	2/5	11/6	20/13
MISSOURI	29/49	29/35	58-84	(26)	19-56/30-58	.339/.517	7-23/11-24	.304/.458	13-22/13-14	.591/.929	25/40 (15)	11/18	6/11	2/4	4/2	12/18
Kentucky	32/39	25/39	57-78	(21)	21-69/29-60	.304/.483	11-36/7-19	.306/.368	4-9/13-14	.444/.929	31/44 (13)	15/14	7/10	0/4	3/4	15/14
LSU	23/29	34/33	57-62	(5)	20-67/25-73	.299/.342	4-24/2-12	.167/.167	13-16/10-14	.813/.714	46/50 (4)	8/10	17/15	3/5	10/15	12/12

Note: Game totals are displayed in the format TEAM/OPPONENT for each category

PTS, REB, AST

				01	03	04	10	12	13	14	20	21	22	24	30
Opponent	Date	Score		NORTHROS	MONK,MALIC	SWENSON,K	WILLIAMS,K	MCCLURE,B	SPANGLER,	MASON,JAIL	STOUT,SYDN	COSPER,DE	ZIMMERMAN,	THOMAS,TA	WEAVER,MA
SHSU	11/10/17	65-54	w	3-2-2	18-2-4	5-1-0	7-2-1	DNP	0-0-0	8-5-4	1-1-0	17-12-2	2-3-2	4-4-0	0-0-0
SAM	11/12/17	84-63	w	0-1-6	21-9-6	9-0-1	10-5-0	DNP	0-1-0	12-1-2	1-1-0	18-5-2	0-0-0	13-9-0	0-0-0
at NEB	11/16/17	69-80	L	3-4-0	22-3-6	3-3-0	6-11-1	DNP	DNP	8-5-2	DNP	21-4-0	1-0-0	5-11-1	DNP
at ORU	11/20/17	77-66	w	8-1-1	24-3-4	6-2-0	8-5-0	DNP	DNP	6-2-1	DNP	21-10-1	2-4-1	2-9-0	DNP
at UTEPW	11/24/17	61-64	L	7-2-3	10-2-5	6-2-0	1-1-0	DNP	0-0-0	8-4-2	0-0-0	22-5-0	4-3-2	1-4-0	2-3-1
vs NMSU	11/25/17	69-60	w	7-2-0	22-7-2	5-6-0	11-11-0	DNP	DNP	3-6-2	DNP	17-11-4	1-3-2	3-7-0	DNP
ACU	11/29/17	79-65	w	15-3-1	15-2-1	3-2-0	12-8-0	DNP	0-0-0	13-7-8	0-1-0	11-3-1	3-6-2	7-7-0	0-1-0
at KU	12/03/17	60-71	L	2-2-1	21-7-5	4-2-0	6-16-0	DNP	0-0-0	10-2-1	DNP	17-3-0	0-2-0	0-0-0	0-0-0
CHA	12/07/17	73-72	w	3-3-1	15-4-3	3-2-0	9-12-0	DNP	DNP	12-4-4	DNP	25-14-2	6-3-1	0-0-0	0-2-0
TLS	12/10/17	67-41	w	1-9-1	14-4-3	7-6-0	13-7-2	DNP	0-1-0	11-5-6	0-1-0	11-11-0	6-7-1	4-7-0	0-1-0
UTA	12/17/17	91-57	w	22-4-3	20-1-6	10-5-2	2-8-0	DNP	3-1-0	15-4-7	4-2-0	8-1-1	6-3-0	0-4-0	1-5-0
at ASU	12/21/17	43-89	L	8-1-1	12-2-2	2-3-1	3-4-0	DNP	0-1-0	6-4-1	0-0-0	8-1-1	2-4-1	2-3-0	0-1-0
GRAMWBB	12/28/17	79-62	w	14-4-0	10-2-10	8-2-2	12-16-0	DNP	0-0-0	8-7-1	0-1-1	16-4-3	0-0-0	8-2-1	3-3-0
OM	12/31/17	73-72	w	9-3-0	12-2-4	8-4-0	5-9-1	DNP	DNP	13-2-4	DNP	18-11-1	2-1-1	6-3-0	DNP
at MS	01/04/18	69-111	L	8-1-1	8-3-4	0-2-0	13-2-0	0-0-0	4-1-0	15-3-4	0-0-0	13-7-3	4-3-0	4-6-0	0-0-0
UA	01/07/18	76-83	L	2-0-2	21-4-1	9-0-0	6-7-0	DNP	0-0-0	12-6-0	DNP	24-13-4	0-2-2	2-4-0	DNP
at UGA	1/11/18	65-78	L	6-2-1	16-5-2	0-0-0	2-3-1	DNP	DNP	15-5-1	DNP	8-7-2	11-5-2	6-8-1	1-1-0
at AU	01/14/18	68-58	w	7-6-3	14-5-4	0-0-0	15-14-0	DNP	DNP	15-2-5	DNP	0-1-0	13-8-2	4-1-0	DNP
UF	01/18/18	51-65	L	6-6-1	23-8-4	7-4-1	8-4-0	DNP	DNP	5-6-1	DNP	DNP	0-3-1	2-6-0	0-0-0
at MU-W	01/21/18	54-88	L	6-4-2	11-3-2	5-4-1	14-7-0	0-0-0	0-0-0	14-3-1	0-1-0	DNP	2-3-2	2-3-2	0-3-0
at SC	01/25/18	42-90	L	0-2-0	12-2-0	6-4-0	0-4-0	0-0-0	0-0-0	10-2-1	0-0-1	3-1-2	2-2-1	2-6-0	7-2-0
UK	01/29/18	65-76	L	3-3-2	11-2-6	2-1-0	6-7-0	DNP	DNP	13-3-3	0-0-0	17-5-1	8-5-3	4-1-0	1-1-0
at UA	2/4/18	74-66	w	3-0-3	17-5-1	2-2-0	10-5-0	DNP	DNP	6-5-3	DNP	21-3-1	11-2-1	4-6-0	DNP
UT	02/08/18	85-90	L	0-1-4	25-1-5	DNP	9-10-0	DNP	DNP	11-3-5	DNP	29-3-0	6-3-2	5-3-0	DNP
MU-W	02/12/18	58-84	L	0-0-1	6-0-2	5-3-0	0-0-0	0-0-2	1-0-0	15-3-3	0-0-1	6-3-1	14-4-1	6-7-0	5-2-0
at UK	02/15/18	57-78	L	0-1-1	14-2-5	2-1-0	3-3-1	0-0-0	0-0-1	18-4-1	0-0-0	3-4-3	12-6-3	2-2-0	3-2-0
LSU	02/18/18	57-62	L	4-2-0	17-4-2	0-2-0	19-9-0	DNP	DNP	8-7-3	DNP	5-6-3	0-5-0	4-5-0	DNP

THE LAST TIME A RAZORBACK TEAM ...

OFFENSE

Scored 110+	110, vs. Providence (11/16/98)
Scored 100+ points at home	101, Houston Baptist, 12-28-16
Scored 100+ points on the road	108, Baylor (3-6-91; SWC Tourn., Dallas, Texas)
Scored 90-99 points	91 vs. UTA, 12-17-17
Scored 90+ points at home	101, Houston Baptist, 12-28-16
Scored 90+ points on the road	91, (91-80 Win in 3OT, 2-10-13, at Alabama)
Scored 80-89 points	85, No. 11 Tennessee, 2-8-18
Scored 80-89 points at home	86, Mississippi Valley State (12-28-15)
Scored 80-89 points on the road	88, Southeast Missouri (NM) (11-29-13)
Scored 70-79 points	74, at Alabama, 2-4-18
Scored 70-79 points at home	73, Ole Miss, 12-31-17
Scored 70-79 points on the road	77 at Ole Miss, 1-31-13
Scored 60-69 points	65, Kentucky, 1-29-18
Was held to 50-59	57, LSU, 2-18-18
Was held to 49-40	42 at No. 9 South Carolina (1-25-18)
Was held to 39-20	32, at No. 2 South Carolina (1-3-16)
Was held to 20 or less	N/A
Made 30-39 field goals	31, No. 11 Tennessee, 2-8-18
Made 20-29 field goals	20, LSU, 2-18-18
Made 10-19 field goals	19, No. 15 Missouri, 2-12-18
Made 10 three-point field goals	11, No. 11 Tennessee, 2-8-18
Did not make a three point basket (began in 1986)	0-10, at Mississippi State (L 44-47), 2-3-13
Made 30 free throws	38 at Florida (38-54); (2-22-04)
Made 15+ Free Throws	18, Grambling State, 12-28-17
Shot 40-49 or better from the field	47.7% (31-65) No. 11 Tennessee, 2-8-18
Shot 50-59 or better from the field	52.1 (38-73), Houston Baptist, 12-28-16
Shot 60 percent or better from the field	600 (36-60) vs. Ole Miss (W, 93-52; 3-3-13)
Held to less than 40 percent from the field	30.4% (21-69), at Kentucky, 2-15-18
Held to less than 30 percent from the field	29.9% (20-67), LSU, 2-18-18
Held to less than 20 percent from the field	182 (10-55) vs. No. 6/7 Tennessee (1-8-12; L, 38-69)
Allowed opponent to shoot over 50% from the field	51.7% (30-58), No. 15 Missouri, 2-12-18
Held opponent to less than 40% from the field	34.2% (25-73), LSU, 2-18-18
Held opponent to less than 30% from the field	23.2% (16-69), Tulsa, 12-10-17
Held opponent to less than 20% from the field in a half:	136 (3-22), First Half, Binghamton, 11-30-13
.....	200 (5-25), First Half, MVSU, 12-28-13
.....	200 (5-25), First Half, Grambling State, 12-29-14
Had 20 or more assists in a game	27, Houston Baptist, 12-28-16

DEFENSE

Allowed 100 points	111 at #5/3 Mississippi State (1-4-18)
Allowed 80-99 points	84, No. 15 Missouri, 2-12-18
Allowed 70-79 points	78, at Kentucky, 2-15-18
Allowed 69-60 points	62, LSU, 2-18-18
Held opponent to 59-50 points	58, at Auburn, 1-14-18
Held opponent to 40-49 points	41, Tulsa, 12-10-17
Held opponent to 39-30	36, Northwestern State, 12-18-16
Held opponent under 45 points three cons. games	45, SHSU (11-8-13, W 81-45);
.....	33 ORU (11-13-13, W 91-33); 45, Furman (11-16-13, W, 74-45)
Held an SEC opponent under 50 points in 3 cons. games	47, Auburn (1-29-15, W, 52-47); 42,
.....	Alabama (2-1-15, W, 53-42);
.....	#24/21 Georgia (2-9-15, W, 54-48)
Held opponent to 29 points or less	23, Binghamton, 11-30-13
Held an opponent under 15 points in a half	13, Northwestern State, 12-18-16
Held opponent under 15 field goals	14, Houston Baptist, 12-28-16
Held opponent under 15% from three-point distance	14.3% (2-14), at Auburn, 1-14-18
Had 70+ rebounds	74, Mississippi Valley State (11-24-89)
Had 60-69 rebounds	61, Tulsa, 12-10-17
Had 50-59 rebounds	55, vs. NMSU, 11-25-17
Had five or more blocked shots in a game	7, Ole Miss, 12-31-17
Had 20 or more steals in a game	20, ORU (11-13-13)
Had 15 or more steals in a game	16, at Florida, 2-9-17
Had 20 or more turnovers in a game	23 at Arizona State, 12-21-17
Forced 20-25 or more Turnovers in a game	22 vs. UTA, 12-17-17

OTHER

Won an overtime game	91-80 Win in 3OT, 2-10-13, at Alabama
Lost an overtime game	Florida (71-66), 1-28-16
Won a double overtime game	73-72, vs. Florida (1-29-12)
Lost a double overtime game	N/A
Won a triple overtime game	91-80 Win in 3OT, 2-10-13, at Alabama
Played consecutive overtime games	1-24-16 at Auburn (lost); 1-28-16 vs Florida (lost)
Won a regular season tournament	Nugget Classic (Reno, Nev., Nov. 25-26, 2016)
Defeated a ranked team	67-61, No. 13 Texas A&M, 1-7-16; 64-59, No. 13 Tenn., 1-14-16
.....	64-52, No. 24 Missouri, 1-17-16
Defeated a ranked team on the road	57-53, at #19/18 LSU, 2-23-14; 77-76,
.....	#17/16 Iowa (Las Vegas), 12-18-14
All-time SEC win streak	8 games (1-15-12: Auburn through 2-15-12: at Auburn)
All-time SEC home win streak	5 games (1-15-12: Auburn through 2-9-12: S. Carolina)

THE LAST TIME A RAZORBACK PLAYER ...

Scored 20-24 points	21, Devin Cosper at Alabama, 2-4-18
Scored 25-29 points	29, Devin Cosper, No. 11 Tennessee, 2-8-18
.....	25, Malica Monk, No. 11 Tennessee, 2-8-18
Scored 30+ points	34, Jessica Jackson, Houston Baptist, 12-28-16
Scored 20+ points nine times in a season	Malica Monk, 2017-18 (Samford 21, Neb. 22, ORU 24, NMSU
.....	22, KU 21, UTA 20, Ala. 21, FL 23, Tenn 25)
Double figures in 15 consecutive games (Season)	Jessica Jackson, 11/11/16, LSU 1-8-17
Scored 23+ points in three consecutive games	Jessica Jackson (24 at Georgia 1-16-14,
.....	31 vs. Ole Miss 1-19-14, 23 at Kentucky 1-26-14)
Three players scored double figures in 1 game	at Kentucky, 2-15-18 (Monk, Mason, Zimmerman)
Four players scored double figures in 1 game	at Alabama, 2-4-18 (Casper, Monk, Williams, Zimmerman)
Four players scored doubles figures for 4 cons. games	12-6-12 - 12-21-12; vs. Kansas, Furman, MVSU, and NSU
Five players scored double figures in 1 game	Abilene Christian (11-29-17)
.....	(Monk, Cosper, Mason, Williams, Northcross-Baker)
Made 10+ field goals in a game	10, Devin Cosper, No. 11 Tennessee, 2-8-18
Attempted 15-19 field goals in a game	Devin Cosper (16) at Alabama, 2-4-18
Attempted 20+ field goals in a game	28, Malica Monk, Florida, 1-18-18
Attempted 10 free throws in a game	12, Malica Monk vs. UTA, 12-17-17
Made 5 or more three-pointers in a game	6, Devin Cosper, No. 11 Tennessee, 2-8-18
Attempted 10+ three-pointers in a game	10, Malica Monk, at Kentucky, 2-15-18
Had 10-14 rebounds	10, Kiara Williams, No. 11 Tennessee, 2-8-18
Had 15+ rebounds	16, Kiara Williams, Grambling State, 12-28-17
Had 10 offensive rebounds - Records go back to 05-06	11, Melissa Wolff vs. New Orleans (1-30-15)
Had 10 defensive rebounds - Records go back to 05-06	13, Devin Cosper, Alabama, 1-7-18
Had 10+ assists	10, Malica Monk, Grambling State, 12-28-17
Had 10+ assists in consecutive games	Jailyn Mason (11 vs. HBU, 12-28-16 and 10 at Ole Miss, 1-1-17)
.....	Calli Berna (11 vs. No. 10/8 KY 2/7/13 and 11 at UA 2/10/13)
Had 5+ blocks in a game	(3x) 5, Jessica Jackson (vs. ORU, 11-13-13);
.....	(No. 25 Vanderbilt, 2-20-14); (at Tulsa, 12-14-14)
Had 10 or more blocks in a game	9, Robyn Irwin vs. SMSU, 12-19-88 (school record)
Had 5 or more steals in a game	5, Malica Monk vs. NMSU, 11-25-17
Had a double-double	Kiara Williams (15/14), at Auburn, 1-14-18
Had a double-double in two straight games	2017-18: Devin Cosper (25/14) Charlotte and (11/11) Tulsa
Had two players record a double-double	Kiara Williams (12 pts/16 reb) &
.....	Malica Monk (10 pts/10 reb), Grambling State, 12-28-17
Had seven double-doubles in a season	Devin Cosper, 2017-18
.....	(SHSU, ORU, NMSU, Char., Tulsa, OM, AL)
Had 10+ double-doubles in a season	2006-07, Lauren Ervin (14)
Had a triple-double	14 pts, 13 reb, 12 asts, C'eira Ricketts vs. Auburn (1-18-09)



MIKE NEIGHBORS YEAR-BY-YEAR

Year	School	Overall	Pct.	Conf.	Pct.	Conf. Finish
2013-14	Washington	20-14	.588	10-8	.556	6/Pac-12
2014-15	Washington	23-10	.697	11-7	.611	5/Pac-12
2015-16	Washington	26-11	.703	11-7	.611	5/Pac-12
2016-17	Washington	29-6	.829	15-3	.833	T2/Pac-12
2017-18	Arkansas	12-15	.444	3-11	.214	TBA
Totals	5 Years	110-56	.663	50-36	.581	

NEIGHBORS 3-1 IN BWA BEFORE THIS YEAR

As the head coach of Bentonville (Ark.) HS, Mike Neighbors went 3-0 in Bud Walton Arena in the high school play-offs. In 1997, his Tiger team defeated Bryant, Mount St. Mary's and Jonesboro to reach the state finals in Pine Bluff, Ark.

The lone loss occurred when Neighbors was an assistant coach at Tulsa. The 13th-ranked Razorbacks defeated Tulsa, 66-49, that season.

OPEN MIKE

Want to get to know Mike Neighbors in his own words? Check out the links below for stories about Mike, his hire and his dream job at Arkansas.

Mike's First 30 Days	http://bit.ly/First30
Mike's Dream Job	http://bit.ly/MNDreamJob
Mike's Press Conference	http://bit.ly/PressConfVideo

FROM ROOKIE NOD TO NAISMITH NOMINEE

In four short years Mike Neighbors went from a Spalding Maggie Dixon Division I Rookie Coach of the Year nominee in 2014, to a Naismith Women's College Coach of the Year national semifinalist in 2017.

Neighbors guided UW to an historic campaign in 2016-17 leading the Huskies to 27 wins, it's second most in program history, and he was just one shy of the all-time a school record set in 1990 (28).

Picked to place third in the Pac-12 in the preseason poll, UW tied for second in the league with a 15-3 record, it's best conference finish since 2003. The Huskies' 15 conference wins tied for third most in program history. Washington, who entered conference play with the program-best 12 non-conference wins, clinched its first-ever bye in the first round of the Pac-12 Tournament. Washington put together an 11-game win streak and a six-game win streak in Pac-12 play in 2016-17.

BENTONVILLE HS (HC)	94	
	95	
	96	
	97	
CABOT HS (HC)	98	
ARKANSAS (DIR OF OPS)	99	
	00	
TULSA (ASST)	01	
	02	
	03	
	04	
COLORADO (ASST)	05	
ARKANSAS (ASST)	06	
XAVIER (ASST)	07	
	08	
	09	
	10	
WASHINGTON (ASST)	11	
	12	
WASHINGTON (HC)	13	
	14	
	15	
	16	
ARKANSAS (HC)	17	

COACHES COACHING AT ALMA MATER

Mike Neighbors	Arkansas, 1993
Holly Warlick	Tennessee, 1981

A couple of other coaches have SEC ties. Joni Taylor is the head coach at Georgia and a 2002 graduate of Alabama. Matthew Mitchell is a 1995 graduate of Mississippi State and is the head coach at Kentucky. Nikki Fargas graduated from Tennessee in 1994 and is the head coach at LSU. Vic Schaefer is the head coach at Mississippi State and a 1984 graduate of Texas A&M.



NEIGHBORS BY THE NUMBERS

TOP 10 MOVIES

1. A Few Good Men
2. The Hunt For Red October
3. The Silence Of The Lambs
4. Hoosiers
5. Pretty Woman
6. Moneyball
7. Top Gun
8. JFK
9. The Lion King
10. Purple Rain

See the entire list here: <http://imdb.to/2royaEO>

He has 160 movies that are classified as 'thriller'. "Romance" is next with 152 followed by 69 "sport", 58 "mystery", and 32 "sci-fi".

TOP 10 SONGS

1. Sweet Child O' Mine (Guns N' Roses)
2. You Shook Me All Night Long (AC/DC)
3. Man In The Mirror (Michael Jackson)
4. Amarillo By Morning (George Strait)
5. Jessie's Girl (Rick Springfield)
6. Hysteria (Def Leppard)
7. Fishin' In The Dark (Nitty Gritty Dirt Band)
8. The Ballard of Curtis Loew (Lynyrd Skynyrd)
9. Wanted Dead Or Alive (Bon Jovi)
10. Let's Go Crazy (Prince)

TOP 10 TV SHOWS

1. West Wing (first three seasons)
2. The Wire
3. Breaking Bad
4. Seinfeld
5. The Newsroom
6. Prison Break
7. Arrested Development
8. Game of Thrones
9. The Sopranos
10. The Goldbergs

See the entire list here: <http://www.imdb.com/list/ls009377912/>

Neighbors has 16 comedies, 15 dramas and seven crime shows on the list.

MIKE NEIGHBORS DEVELOPS PLAYERS FOR THE NEXT LEVEL

Mike Neighbors has worked with 11 WNBA Draft Picks

YEAR	UNIVERSITY	PLAYER	ROUND	OVERALL	TEAM NOTE
2017	Washington	Kelsey Plum	1	1	San Antonio Spurs ! @
	Washington	Chantel Osahor	2	21	Chicago Sky ! @
2016	Washington	Talia Walton	3	29	Los Angeles Sparks ! @
2011	Xavier	Amber Harris	1	4	Minnesota Lynx #
	Xavier	Ta'Shia Phillips	1	8	Atlanta Dream #
	TAMU/UAHS	Tanisha Smith	2	22	Seattle Storm #
	Colorado	Brittany Spears	2	19	Phoenix Mercury *
2009	Arkansas	Shameka Christon	1	5	New York Liberty #
2008	Arkansas	Lauren Ervin	3	37	Connecticut Sun #
2006	Tulsa	Megan Moody	-	-	Houston Comets
					Free Agent #
2003	Tulsa	Allison Curtin	1	12	Houston Comets ! #
	Arkansas	Dana Cherry	2	23	Traded to Detroit Shock
					Charlotte Sting

*-Recruited but did not coach

!-At the school when player was drafted

@-Worked with player as a head coach

#-Worked with player as an assistant coach

\$-Worked with player as other (GA, etc)

FAST RISE TO ELITE RANKS

Mike Neighbors had a meteoric rise to the top as a head coach at Washington. In four seasons, he amassed 96 wins, had three NCAA Tournament appearances and reached the Final Four. Those accomplishments put him in some rare air.

FIRST FOUR YEARS AS A POWER FIVE HEAD COACH

Coach	School	Wins	NCAA Apps.	NCAA Best
Holly Warlick	Tennessee	108	4	Sweet 16
Mike Neighbors	Washington	98	3	1 Final Four
Jeff Walz	Louisville	96	3	1 Final Four
Nikki Fargas	UCLA	95	3	2nd Rnd
Vic Schaefer	Mississippi State	90	2	Sweet 16
Karen Aston	Texas	89	3	1 Elite 8
Matthew Mitchell	Kentucky	86	2	1 Elite 8
Kevin McGuff	Xavier	80	1	1 Elite 8
Dawn Staley	South Carolina	77	1	-
Brenda Frese	Minn./Maryland	72	2	-

BUILDING A FAN BASE

Mike Neighbors saw a 62.9% increase in attendance in his four seasons at Washington. Look for fan engagement to be a big part of future Razor-back programs as well.

COACHING TREE

Coach	Years	Current Position
Fred Castro	'14, '15, '16	HC Eastern Michigan
Adia Barnes	'14, '15	HC Arizona
Adam Call	'14	AC Eastern Michigan
Morgan Valley	'16	AC Arizona
Todd Schaefer	'16	AC Arkansas
Jasmine Lister	'16	AC DePaul



WANT TO ASK SOME GOOD QUESTIONS?

1. He has had two heart attacks
2. He keeps a lot of lists
3. His lowest moment was he eureka moment
4. He plays guitar and has a band
5. He reads really fast
6. He is an analytics nerd
7. He is a bar-game prodigy

Sign up for Mike Neighbors' newsletter and listen to his podcasts at

CoachNeighbors.com





1

RAVEN NORTHCROSS-BAKER
Junior | 5-7 | Guard | Malvern, Arkansas
Chipola JC | Malvern HS

CAREER HIGHS

Points	22	UTA	12-17-17
FG Made	8	UTA	12-17-17
FG Att.	12	UTEP	11-24-17
3P Made	6	UTA	12-17-17
3P Att.	8	UTA	12-17-17
FT Made	7	ACU	11-29-17
FT Att.	8	ACU	11-29-17
Off. Rebounds	3	Grambling	12-18-17
Def. Rebounds	7	Tulsa	12-10-17
Rebounds	9	Tulsa	12-10-17
Assists	6	Samford	11-12-17
Blocks	1	Florida	1-18-18*
Steals	3	UTA	12-17-17
Minutes	29	Florida	1-18-18

SEASON HIGHS

Points	22	UTA	12-17-17
FG Made	8	UTA	12-17-17
FG Att.	12	UTEP	11-24-17
3P Made	6	UTA	12-17-17
3P Att.	8	UTA	12-17-17
FT Made	7	ACU	11-29-17
FT Att.	8	ACU	11-29-17
Off. Rebounds	3	Grambling	12-18-17
Def. Rebounds	7	Tulsa	12-10-17
Rebounds	9	Tulsa	12-10-17
Assists	6	Samford	11-12-17
Blocks	1	Florida	1-18-18*
Steals	3	UTA	12-17-17
Minutes	29	Florida	1-18-18

*Most Recent

2017-18 GAME-BY-GAME STATS

Opponent	Date	gs	min	Total		3-Pointers		Free throws		Rebounds			pf	a	t/o	blk	stl	pts	avg	
				fg-fga	pct	3fg-fga	pct	ft-fa	pct	off	def	tot								avg
SHSU	11/10/17	20	1-8	.125	1-6	.167	0-0	.000	2	0	2	2.0	3	2	1	0	0	3	3.0	
SAMFORD	11/12/17	22	0-2	.000	0-2	.000	0-0	.000	0	1	1	1.5	1	6	1	0	0	0	1.5	
at Nebraska	11/16/17	18	1-4	.250	1-3	.333	0-0	.000	1	3	4	2.3	1	0	1	0	2	3	2.0	
at Oral Roberts	11/20/17	22	3-6	.500	1-4	.250	1-2	.500	0	1	1	2.0	3	1	0	0	0	8	3.5	
at UTEP	11/24/17	16	3-12	.250	0-6	.000	1-1	1.000	2	0	2	2.0	1	3	0	0	0	7	4.2	
vs NM State	11/25/17	18	2-7	.286	1-4	.250	2-4	.500	1	1	2	2.0	4	0	2	0	2	7	4.7	
ACU	11/29/17	22	3-6	.500	2-4	.500	7-8	.875	1	2	3	2.1	2	1	0	0	1	15	6.1	
at Kansas	12/03/17	14	1-6	.167	0-4	.000	0-0	.000	0	2	2	2.1	4	1	0	0	0	2	5.6	
CHARLOTTE	12/07/17	11	1-2	.500	1-2	.500	0-0	.000	0	3	3	2.2	0	1	1	0	0	3	5.3	
TULSA	12/10/17	23	0-4	.000	0-3	.000	1-4	.250	2	7	9	2.9	1	1	2	1	0	1	4.9	
UT-ARLINGTON	12/17/17	27	8-11	.727	6-8	.750	0-0	.000	2	2	4	3.0	0	3	0	0	3	22	6.5	
at Arizona State	12/21/17	19	3-8	.375	2-6	.333	0-0	.000	1	0	1	2.8	0	1	4	0	0	8	6.6	
GRAMBLING	12/28/17	21	4-9	.444	3-7	.429	3-4	.750	3	1	4	2.9	0	0	2	0	0	14	7.2	
OLE MISS	12/31/17	28	3-5	.600	1-2	.500	2-2	1.000	2	1	3	2.9	0	0	1	0	0	9	7.3	
at #5/3 Mississippi State	01/04/18	19	3-9	.333	2-6	.333	0-0	.000	0	1	1	2.8	2	1	1	0	1	8	7.3	
ALABAMA	01/07/18	27	1-5	.200	0-3	.000	0-0	.000	0	0	0	2.6	1	2	0	1	1	2	7.0	
at Georgia	1/11/18	17	2-4	.500	1-3	.333	1-2	.500	1	1	2	2.6	1	1	1	0	0	6	6.9	
at Auburn	01/14/18	28	2-10	.200	1-6	.167	2-2	1.000	2	4	6	2.8	3	3	1	0	1	7	6.9	
FLORIDA	01/18/18	29	2-11	.182	2-7	.286	0-0	.000	2	4	6	2.9	0	1	0	1	0	6	6.9	
at Missouri	01/21/18	23	2-10	.200	2-8	.250	0-0	.000	2	2	4	3.0	1	2	2	0	1	6	6.9	
at #9/7 South Carolina	01/25/18	14	0-3	.000	0-0	.000	0-0	.000	0	2	2	3.0	3	0	1	1	0	0	6.5	
KENTUCKY	01/29/18	14	1-5	.200	0-3	.000	1-2	.500	0	3	3	3.0	1	2	2	0	0	3	6.4	
at Alabama	2/4/18	21	1-4	.250	1-3	.333	0-0	.000	0	0	0	2.8	3	3	1	0	1	3	6.2	
NO. 11 TENNESSEE	02/08/18	6	0-0	.000	0-0	.000	0-0	.000	1	0	1	2.8	5	4	1	0	0	0	6.0	
MISSOURI	02/12/18	21	0-6	.000	0-6	.000	0-0	.000	0	0	0	2.6	1	1	1	0	2	0	5.7	
at Kentucky	02/15/18	4	0-1	.000	0-1	.000	0-0	.000	0	1	1	2.6	0	1	0	0	0	0	5.5	
LSU	02/18/18	15	1-4	.250	1-4	.250	1-2	.500	1	1	2	2.6	1	0	0	0	2	4	5.4	
Totals		1	519	48-162	.296	29-111	.261	22-33	.667	26	43	69	2.6	42	41	26	4	17	147	5.4

Games played: 27
Minutes/game: 19.2
Points/game: 5.4
FG Pct: 29.6
3FG Pct: 26.1
FT Pct: 66.7

Rebounds/game: 2.6
Assists/game: 1.5
Turnovers/game: 1.0
Assist/turnover ratio: 1.6
Steals/game: 0.6
Blocks/game: 0.1

NOTES

- » University of Arkansas Athletic Department Academic Honor Roll: Fall, 2017
- » 17 points in exhibition including 12 points in the first quarter.
- » Went 7-for-8 from line versus ACU.
- » Had her first 20+ point game as a Razorback with 22 points against UTA.
- » Season/career-best six 3-pointers versus UTA (6-for-8).
- » Assuming role of "Sixth Woman" and has been among the first off the bench in nine games.
- » First start as a Razorback against Florida, 1-18-18

CAREER STATS

Year	GP-GS	Min	Avg	Total			3-Point			F-Throw			Rebounds				PF	FO	Ast	TO	Blk	Stl	Pts	Avg
				FG	FGA	Pct	FG	FGA	Pct	FT	FTA	Pct	Off	Def	Tot	Avg								
2015-16*	26-14	69	2.7	97	229	.424	58	149	.389	21	33	.636	47	39	86	3.3	6	-	46	32	-	58	273	10.5
2016-17*	33-33	210	6.4	171	433	.395	77	247	.312	54	83	.651	74	77	151	4.6	9	-	77	44	3	56	473	14.3
Totals*	59-47	279	4.7	268	662	.405	135	396	.341	75	116	.647	121	116	237	4.0	15	-	123	76	3	114	746	12.6
*At Chipola Junior College																								
2017-18	27-1	519	19.2	48	162	.296	29	111	.261	22	33	.667	26	43	69	2.6	42	1	41	26	4	17	147	5.4
TOTAL	27-1	519	19.2	48	162	.296	29	111	.261	22	33	.667	26	43	69	2.6	42	1	41	26	4	17	147	5.4

#Arkansas



3

MALICA MONKJunior | 5-5 | Guard | NLR, Arkansas
N. Little Rock HS**CAREER HIGHS**

Points	25	No. 11 Tenn.	2-8-18
FG Made	9	No. 11 Tenn.	2-8-18*
FG Att.	28	Florida	1-18-18
3P Made	4	at Kentucky	2-15-18*
3P Att.	10	at Kentucky	2-15-18
FT Made	12	UTA	12-17-17
FT Att.	12	UTA	12-17-17
Off. Rebounds	3	NMSU	11-15-17*
Def. Rebounds	8	Samford	11-12-17
Rebounds	9	Samford	11-12-17
Assists	10	Grambling	12-18-17
Blocks	3	LSU	1-8-17
Steals	6	Kentucky	2-16-17*
Minutes	40	at Auburn	1-14-18

SEASON HIGHS

Points	25	No. 11 Tenn.	2-8-18
FG Made	9	No. 11 Tenn.	2-8-18*
FG Att.	28	Florida	1-18-18
3P Made	4	at Kentucky	2-15-18
3P Att.	10	at Kentucky	2-15-18
FT Made	12	UTA	12-17-17
FT Att.	12	UTA	12-17-17
Off. Rebounds	3	Alabama	1-7-18*
Def. Rebounds	8	Samford	11-12-17
Rebounds	9	Samford	11-12-17
Assists	10	Grambling	12-18-17
Blocks	1	NMSU	11-25-17
Steals	4	NMSU	11-15-17*
Minutes	40	at Auburn	1-14-18

*Most Recent

2017-18 GAME-BY-GAME STATS

				Total		3-Pointers		Free throws		Rebounds														
Opponent	Date	gs	min	fg	fga	pct	3fg	3fga	pct	ft	fta	pct	off	def	tot	avg	pf	a	t/o	blk	stl	pts	avg	
SHSU	11/10/17	*	33	7	13	.538	1	4	.250	3	4	.750	0	2	2	2.0	2	4	1	0	1	18	18.0	
SAMFORD	11/12/17	*	37	6	14	.429	2	3	.667	7	7	1.000	1	8	9	5.5	2	6	1	0	2	21	19.5	
at Nebraska	11/16/17	*	37	9	19	.474	1	4	.250	3	3	1.000	0	3	3	4.7	5	6	2	0	3	22	20.3	
at Oral Roberts	11/20/17	*	32	9	16	.563	1	3	.333	5	6	.833	0	3	3	4.3	1	4	1	0	1	24	21.3	
at UTEP	11/24/17	*	36	3	15	.200	1	6	.167	3	3	1.000	0	2	2	3.8	2	5	1	0	3	10	19.0	
vs NM State	11/25/17	*	38	9	17	.529	1	4	.250	3	7	.429	3	4	7	4.3	0	2	5	1	4	22	19.5	
ACU	11/29/17	*	29	5	14	.357	1	2	.500	4	6	.667	0	2	2	4.0	2	1	2	0	1	15	18.9	
at Kansas	12/03/17	*	32	8	20	.400	1	3	.333	4	4	1.000	3	4	7	4.4	4	5	3	0	0	21	19.1	
CHARLOTTE	12/07/17	*	38	6	18	.333	2	6	.333	1	2	.500	1	3	4	4.3	4	3	1	0	3	15	18.7	
TULSA	12/10/17	*	25	4	10	.400	2	4	.500	4	4	1.000	1	3	4	4.3	2	3	3	0	1	14	18.2	
UT-ARLINGTON	12/17/17	*	31	4	11	.364	0	2	.000	12	12	1.000	0	1	1	4.0	1	6	3	0	1	20	18.4	
at Arizona State	12/21/17	*	30	5	19	.263	0	4	.000	2	2	1.000	0	2	2	3.8	1	2	2	0	1	12	17.8	
GRAMBLING	12/28/17	*	35	2	7	.286	0	1	.000	6	8	.750	1	1	2	3.7	1	10	6	1	3	10	17.2	
OLE MISS	12/31/17	*	39	4	13	.308	0	3	.000	4	8	.500	1	1	2	3.6	1	4	3	0	1	12	16.9	
at #5/3 Mississippi State	01/04/18	*	29	3	16	.188	0	1	.000	2	4	.500	0	3	3	3.5	3	4	1	1	2	8	16.3	
ALABAMA	01/07/18	*	33	8	17	.471	1	2	.500	4	7	.571	3	1	4	3.6	4	1	6	0	0	21	16.6	
at Georgia	1/11/18	*	35	4	18	.222	0	2	.000	8	11	.727	0	5	5	3.6	3	2	3	1	2	16	16.5	
at Auburn	01/14/18	*	40	4	13	.308	2	6	.333	4	4	1.000	1	4	5	3.7	4	4	0	0	1	14	16.4	
FLORIDA	01/18/18	*	39	9	28	.321	1	5	.200	4	4	1.000	2	6	8	3.9	3	4	2	0	0	23	16.7	
at Missouri	01/21/18	*	31	4	12	.333	3	6	.500	0	2	.000	0	3	3	3.9	2	2	2	0	0	11	16.5	
at #9/7 South Carolina	01/25/18	*	27	6	20	.300	0	0	.000	0	0	.000	2	0	2	3.8	3	0	1	0	1	12	16.2	
KENTUCKY	01/29/18	*	35	2	10	.200	1	6	.167	6	6	1.000	0	2	2	3.7	3	6	2	1	0	11	16.0	
at Alabama	2/4/18	*	37	5	12	.417	2	3	.667	5	5	1.000	0	5	5	3.8	4	1	4	0	4	17	16.0	
NO. 11 TENNESSEE	02/08/18	*	39	9	21	.429	4	4	1.000	3	4	.750	0	1	1	3.7	1	5	4	0	2	25	16.4	
MISSOURI	02/12/18	*	28	3	9	.333	0	3	.000	0	1	.000	0	0	0	3.5	0	2	0	1	1	6	16.0	
at Kentucky	02/15/18	*	35	5	17	.294	4	10	.400	0	0	.000	0	2	2	3.5	2	5	1	0	0	14	15.9	
LSU	02/18/18	*	37	6	20	.300	2	7	.286	3	4	.750	2	2	4	3.5	1	2	4	0	1	17	16.0	
Totals			27	917	149	419	.356	33	104	.317	100	128	.781	21	73	94	3.5	61	99	64	6	42	431	16.0

Games played: 27
Minutes/game: 34.0
Points/game: 16.0
FG Pct: 35.6
3FG Pct: 31.7
FT Pct: 78.1Rebounds/game: 3.5
Assists/game: 3.7
Turnovers/game: 2.4
Assist/turnover ratio: 1.5
Steals/game: 1.6
Blocks/game: 0.2**NOTES**

- » University of Arkansas Athletic Department Academic Honor Roll: Fall, 2017
- » 14 points, seven assists and just one turnover in exhibition game
- » Fourteen consecutive games with double figure scoring - snapped at No. 5/3 Mississippi State.
- » Twenty-five games in double figure scoring this season.
- » Nine games with 20+ points including a career-best 25 points against No. 11 Tennessee.
- » Named CollegeSportsMadness.com's SEC Player of the Week (11.13.17).
- » Had 13 points in the fourth quarter at ORU.
- » Led team in scoring nine games.
- » Eight games with 5+ assists this year. Had four all of last year.
- » Career-best 10 assists and her first career double-double with 10 points and 10 assists versus Grambling State.
- » Perfect from the line in 10 games including a career-best 12-for-12 against UTA.

CAREER STATS

Year	GP-GS	Min	Avg	Total			3-Point			F-Throw			Rebounds				PF	FO	Ast	TO	Blk	Stl	Pts	Avg
				FG	FGA	Pct	FG	FGA	Pct	FT	FTA	Pct	Off	Def	Tot	Avg								
2015-16	27-5	461	17.1	48	136	.353	2	10	.200	12	19	.632	6	23	29	1.1	60	2	47	44	5	23	110	4.1
2016-17	27-27	842	31.2	96	230	.417	7	25	.280	48	71	.676	29	52	81	3.0	79	2	83	59	7	62	247	9.1
2017-18	27-27	917	34.0	149	419	.356	33	104	.317	100	128	.781	21	73	94	3.5	61	1	99	64	6	42	431	16.0
TOTAL	81-59	2220	27.4	293	785	.373	42	139	.302	160	218	.734	56	148	204	2.5	200	5	229	167	18	127	788	9.7



4

KEIRYN SWENSON

Junior | 6-1 | Forward | Wichita, Kansas
Maize HS

CAREER HIGHS

Points	23	vs. HBU	12-28-16
FGM	7	vs. Navy	11-26-16
FGA	13	at Ole Miss	1-1-17
3PM	4	at Ole Miss	1-1-17
3PA	9	at Ole Miss	1-1-17
FTM	8	vs. HBU	12-28-16
FTA	9	vs. HBU	12-28-16
OREB	5	at Alabama	1-15-17*
DREB	6	vs. NSU	12-18-15*
REB	9	at Alabama	1-15-17*
AST	2	Grambling	12-18-17*
BLK	2	vs. SHSU	11-10-17*
STL	2	UTEP	11-24-17*
MIN	37	at Ole Miss	1-1-17

SEASON HIGHS

Points	10	UTA	12-17-17
FG Made	4	UTA	12-17-17
FG Att.	9	at Missouri	1-21-18
3P Made	3	Alabama	1-7-18*
3P Att.	6	Ole Miss	12-31-17*
FT Made	3	at S. Carolina	1-25-18
FT Att.	5	at S. Carolina	1-25-18
Off. Rebounds	3	Ole Miss	12-31-17
Def. Rebounds	4	UTA	12-17-17*
Rebounds	6	Tulsa	12-10-17*
Assists	2	Grambling	12-18-17*
Blocks	2	SHSU	11-10-17
Steals	2	UTEP	11-24-17
Minutes	26	Florida	1-18-18

*Most Recent

2017-18 GAME-BY-GAME STATS

Opponent	Date	gs	min	Total		3-Pointers		Free throws		Rebounds				pf	a	t/o	blk	stl	pts	avg
				fg-fga	pct	3fg-fga	pct	ft-fa	pct	off	def	tot	avg							
SHSU	11/10/17	18		2-8	.250	1-4	.250	0-0	.000	0	1	1	1.0	1	0	0	2	0	5	5.0
SAMFORD	11/12/17	13		3-5	.600	3-4	.750	0-0	.000	0	0	0	0.5	3	1	0	0	0	9	7.0
at Nebraska	11/16/17	17		1-5	.200	1-5	.200	0-0	.000	1	2	3	1.3	2	0	0	0	0	3	5.7
at Oral Roberts	11/20/17	15		2-3	.667	1-2	.500	1-2	.500	0	2	2	1.5	2	0	1	0	1	6	5.8
at UTEP	11/24/17	16		2-7	.286	2-6	.333	0-2	.000	1	1	2	1.6	0	0	1	0	2	6	5.8
vs NM State	11/25/17	14		2-5	.400	1-4	.250	0-0	.000	2	4	6	2.3	1	0	4	0	0	5	5.7
ACU	11/29/17	17		1-3	.333	1-2	.500	0-0	.000	1	1	2	2.3	0	0	1	0	1	3	5.3
at Kansas	12/03/17	18		1-3	.333	1-3	.333	1-2	.500	0	2	2	2.3	1	0	1	1	0	4	5.1
CHARLOTTE	12/07/17	13		1-5	.200	1-4	.250	0-0	.000	0	2	2	2.2	2	0	0	0	0	3	4.9
TULSA	12/10/17	21		2-7	.286	1-5	.200	2-2	1.000	2	4	6	2.6	0	0	0	1	0	7	5.1
UT-ARLINGTON	12/17/17	17		4-8	.500	2-4	.500	0-0	.000	1	4	5	2.8	1	2	2	0	0	10	5.5
at Arizona State	12/21/17	15		1-3	.333	0-1	.000	0-0	.000	2	1	3	2.8	0	1	3	1	0	2	5.3
GRAMBLING	12/28/17	24		2-3	.667	2-3	.667	2-2	1.000	0	2	2	2.8	2	2	0	0	0	8	5.5
OLE MISS	12/31/17	12		3-8	.375	1-6	.167	1-1	1.000	3	1	4	2.9	1	0	2	1	0	8	5.6
at #5/3 Mississippi State	01/04/18	15		0-0	.000	0-0	.000	0-0	.000	1	1	2	2.8	1	0	1	0	0	0	5.3
ALABAMA	01/07/18	12		3-4	.750	3-4	.750	0-0	.000	0	0	0	2.6	3	0	0	1	0	9	5.5
at Georgia	1/11/18	6		0-2	.000	0-2	.000	0-0	.000	0	0	0	2.5	0	0	1	0	0	0	5.2
at Auburn	01/14/18	11		0-2	.000	0-2	.000	0-0	.000	0	0	0	2.3	1	0	0	0	0	0	4.9
FLORIDA	01/18/18	26		3-6	.500	1-4	.250	0-0	.000	1	3	4	2.4	1	1	1	1	1	7	5.0
at Missouri	01/21/18	22		2-9	.222	1-5	.200	0-0	.000	1	3	4	2.5	1	1	0	0	0	5	5.0
at #9/7 South Carolina	01/25/18	17		1-8	.125	1-5	.200	3-5	.600	1	3	4	2.6	1	0	1	1	0	6	5.0
KENTUCKY	01/29/18	10		1-3	.333	0-2	.000	0-0	.000	0	1	1	2.5	0	0	2	0	0	2	4.9
at Alabama	2/4/18	4		0-1	.000	0-1	.000	2-2	1.000	1	1	2	2.5	0	0	0	0	0	2	4.8
NO. 11 TENNESSEE	02/08/18	dnp		-	-	-	-	-	-	-	-	-	-	-	-	-	-	-	-	-
MISSOURI	02/12/18	12		1-3	.333	1-2	.500	2-2	1.000	2	1	3	2.5	0	0	0	0	0	5	4.8
at Kentucky	02/15/18	13		1-4	.250	0-3	.000	0-0	.000	1	0	1	2.4	1	0	0	0	0	2	4.7
LSU	02/18/18	4		0-2	.000	0-1	.000	0-0	.000	2	0	2	2.4	0	0	3	0	0	0	4.5
Totals		0	382	39-117	.333	25-84	.298	14-20	.700	23	40	63	2.4	25	8	24	9	5	117	4.5

Games played: 26
Minutes/game: 14.7
Points/game: 4.5
FG Pct: 33.3
3FG Pct: 29.8
FT Pct: 70.0

Rebounds/game: 2.4
Assists/game: 0.3
Turnovers/game: 0.9
Assist/turnover ratio: 0.3
Steals/game: 0.2
Blocks/game: 0.3

NOTES

- » Saw a 206.4% increase in scoring between freshman and sophomore seasons (78 vs. 239 points).
- » **SEC Winter Academic Honor Roll** (2016-17).
- » **SEC First-Year Academic Honor Roll** (2015-16).
- » **University of Arkansas Athletic Department Academic Champion (4.0):** Fall, 2017
- » At least one 3-pointer in her first 11 games this year and in 18 games this season.
- » Season-best 10 points on 4-for-8 shooting against UTA.

CAREER STATS

Year	GP-GS	Min	Avg	Total			3-Point			F-Throw			Rebounds				PF	FO	Ast	TO	Blk	Stl	Pts	Avg
				FG	FGA	Pct	FG	FGA	Pct	FT	FTA	Pct	Off	Def	Tot	Avg								
2015-16	29-1	373	12.9	27	84	.321	5	21	.238	19	27	.704	34	34	68	2.3	26	0	7	15	4	10	78	2.7
2016-17	30-11	709	23.6	89	179	.497	31	71	.437	30	39	.769	53	71	124	4.1	56	0	15	28	17	16	239	8.0
2017-18	26-0	382	14.7	39	117	.333	25	84	.298	14	20	.700	23	40	63	2.4	25	0	8	24	9	5	117	4.5
TOTAL	85-12	1464	17.2	155	380	.408	61	176	.347	63	86	.733	110	145	255	3.0	107	0	30	67	30	31	434	5.1



10

KIARA WILLIAMSSophomore | 6-1 | Forward | LR, Arkansas
Little Rock HS**CAREER HIGHS**

Points	19	LSU	2-20-18
FGM	7	at Auburn	1-14-18
FGA	11	NMSU	11-25-17
3PM	1	#5 Miss St.	1-4-18
3PA	1	#5 Miss St.	1-4-18
FTM	7	LSU	2-20-18
FTA	11	Charlotte	12-6-17
OREB	8	Grambling	12-18-17*
DREB	11	at Kansas	12-3-17
REB	16	Grambling	12-18-17*
AST	2	Florida	1-18-18*
BLK	4	Ole Miss	12-31-17*
STL	4	Charlotte	12-6-17
MIN	30	LSU	2-20-18

SEASON HIGHS

Points	19	LSU	2-20-18
FG Made	7	at Auburn	1-14-18
FG Att.	11	NMSU	11-25-17
3P Made	1	#5 Miss St.	1-4-18
3P Att.	1	#5 Miss St.	1-4-18
FT Made	7	LSU	2-20-18
FT Att.	11	Charlotte	12-6-17
Off. Rebounds	8	Grambling	12-18-17*
Def. Rebounds	11	at Kansas	12-3-17
Rebounds	16	Grambling	12-18-17*
Assists	2	Florida	1-18-18*
Blocks	4	Ole Miss	12-31-17*
Steals	4	Charlotte	12-6-17
Minutes	30	LSU	2-20-18

*Most Recent

2017-18 GAME-BY-GAME STATS


Opponent	Date	gs	min	Total		3-Pointers		Free throws		Rebounds				pf	a	t/o	blk	stl	pts	avg	
				fg-fga	pct	3fg-fga	pct	ft-fa	pct	off	def	tot	avg								
SHSU	11/10/17	*	17	3-4	.750	0-0	.000	1-1	1.000	0	2	2	2.0	1	1	0	0	7	7.0		
SAMFORD	11/12/17	*	19	5-7	.714	0-0	.000	0-0	.000	1	4	5	3.5	1	0	0	4	2	10	8.5	
at Nebraska	11/16/17	*	20	3-6	.500	0-0	.000	0-0	.000	6	5	11	6.0	4	1	2	2	1	6	7.7	
at Oral Roberts	11/20/17	*	17	3-7	.429	0-0	.000	2-2	1.000	3	2	5	5.8	4	0	1	0	1	8	7.8	
at UTEP	11/24/17	*	8	0-2	.000	0-0	.000	1-2	.500	1	0	1	4.8	3	0	1	0	1	1	6.4	
vs NM State	11/25/17	*	25	5-11	.455	0-0	.000	1-3	.333	4	7	11	5.8	2	0	3	0	2	11	7.2	
ACU	11/29/17	*	20	4-6	.667	0-0	.000	4-5	.800	5	3	8	6.1	0	0	0	1	3	12	7.9	
at Kansas	12/03/17	*	28	3-6	.500	0-0	.000	0-1	.000	5	11	16	7.4	3	0	4	2	0	6	7.6	
CHARLOTTE	12/07/17	*	29	3-8	.375	0-0	.000	3-11	.273	8	4	12	7.9	3	0	0	3	4	9	7.8	
TULSA	12/10/17	*	17	6-9	.667	0-0	.000	1-4	.250	4	3	7	7.8	2	2	0	2	0	13	8.3	
UT-ARLINGTON	12/17/17	*	22	1-3	.333	0-0	.000	0-0	.000	3	5	8	7.8	4	0	0	1	2	2	7.7	
at Arizona State	12/21/17	*	16	0-2	.000	0-0	.000	3-4	.750	0	4	4	7.5	1	0	1	1	0	3	7.3	
GRAMBLING	12/28/17	*	22	4-10	.400	0-0	.000	4-8	.500	8	8	16	8.2	1	0	0	0	1	12	7.7	
OLE MISS	12/31/17	*	23	1-5	.200	0-0	.000	3-4	.750	2	7	9	8.2	5	1	0	4	1	5	7.5	
at #5/3 Mississippi State	01/04/18	*	20	5-5	1.000	1-1	1.000	2-2	1.000	0	2	2	7.8	1	0	3	1	0	13	7.9	
ALABAMA	01/07/18	*	21	3-10	.300	0-0	.000	0-0	.000	1	6	7	7.8	1	0	2	0	2	6	7.8	
at Georgia	1/11/18	*	7	1-4	.250	0-0	.000	0-0	.000	2	1	3	7.5	2	1	0	0	0	2	7.4	
at Auburn	01/14/18	*	27	7-9	.778	0-0	.000	1-3	.333	7	7	14	7.8	2	0	0	0	1	15	7.8	
FLORIDA	01/18/18	*	17	4-6	.667	0-0	.000	0-0	.000	1	3	4	7.6	1	0	2	1	0	8	7.8	
at Missouri	01/21/18	*	20	6-10	.600	0-0	.000	2-3	.667	3	4	7	7.6	4	0	0	0	1	14	8.2	
at #9/7 South Carolina	01/25/18	*	14	0-2	.000	0-1	.000	0-0	.000	1	3	4	7.4	3	0	0	0	1	0	7.8	
KENTUCKY	01/29/18	*	19	3-7	.429	0-0	.000	0-1	.000	4	3	7	7.4	2	0	0	1	0	6	7.7	
at Alabama	2/4/18	*	18	5-7	.714	0-0	.000	0-1	.000	2	3	5	7.3	3	0	1	0	0	10	7.8	
NO. 11 TENNESSEE	02/08/18	*	28	3-6	.500	0-0	.000	3-5	.600	6	4	10	7.4	1	0	0	2	3	9	7.8	
MISSOURI	02/12/18	*	4	0-1	.000	0-0	.000	0-0	.000	0	0	0	7.1	2	0	0	0	0	0	7.5	
at Kentucky	02/15/18	*	15	1-6	.167	0-0	.000	1-2	.500	2	1	3	7.0	2	1	1	0	0	3	7.3	
LSU	02/18/18	*	30	6-8	.750	0-0	.000	7-8	.875	4	5	9	7.0	1	0	1	0	2	19	7.8	
Totals			26	523	85-167	.509	1-2	.500	39-70	.557	83	107	190	7.0	59	7	22	25	28	210	7.8

Games played: 27
Minutes/game: 19.4
Points/game: 7.8
FG Pct: 50.9
3FG Pct: 50.0
FT Pct: 55.7Rebounds/game: 7.0
Assists/game: 0.3
Turnovers/game: 0.8
Assist/turnover ratio: 0.3
Steals/game: 1.0
Blocks/game: 0.9**NOTES**

- » Enjoys Marvel movies.
- » Career-best four blocks against Samford. Tied that against Ole Miss in the SEC opener.
- » Posted first double-figure rebound total with 11 boards on the road at Nebraska.
- » Has scored in 26 of 27 games.
- » First time in her career to have double figures in the first half against ACU.
- » Career-best 16 rebounds, including 11 defensive rebounds, at Kansas.
- » Ten games in double figures. Six games with double-digit rebounds.
- » Made her first career 3-point basket in the opening shot of the No. 5/3 Mississippi State game.
- » Double-Doubles: First career double-double with 11 points and 11 rebounds against New Mexico State ... Second career double-double with 12 points and tied her career-best with 16 rebounds versus Grambling State ... Third at Auburn with a career-best 15 points and 14 rebounds.
- » Scored a career-best 19 points with career hits for free throws (7) and minutes (30) against LSU.

CAREER STATS

Year	GP-GS	Min	Avg	Total			3-Point			F-Throw			Rebounds				PF	FO	Ast	TO	Blk	Stl	Pts	Avg
				FG	FGA	Pct	FG	FGA	Pct	FT	FTA	Pct	Off	Def	Tot	Avg								
2016-17	20-5	227	11.4	26	48	.542	0	0	.000	10	26	.385	24	31	55	2.8	34	1	3	15	5	9	62	3.1
2017-18	27-26	523	19.4	85	167	.509	1	2	.500	39	70	.557	83	107	190	7.0	59	1	7	22	25	28	210	7.8
TOTAL	47-31	750	16.0	111	215	.516	1	2	.500	49	96	.510	107	138	245	5.2	93	2	10	37	30	37	272	5.8

**12****BRENNA MCCLURE****R-Sophomore | 5-6 | Guard | Lyons, Kansas
Lyons HS | Hutchinson CC****CAREER HIGHS**

Points	-		
FG Made	-		
FG Att.	1	at No. 9 SC	1-25-18*
3P Made	-		
3P Att.	1	at Kentucky	2-15-18
FT Made	-		
FT Att.	-		
Off. Rebounds	-		
Def. Rebounds	-		
Rebounds	-		
Assists	2	No. 13 MU	2-12-18
Blocks	-		
Steals	-		
Minutes	4	No. 13 MU	2-12-18

SEASON HIGHS

Points	-		
FG Made	-		
FG Att.	1	at No. 9 SC	1-25-18*
3P Made	-		
3P Att.	1	at Kentucky	2-15-18
FT Made	-		
FT Att.	-		
Off. Rebounds	-		
Def. Rebounds	-		
Rebounds	-		
Assists	2	No. 13 MU	2-12-18
Blocks	-		
Steals	-		
Minutes	4	No. 13 MU	2-12-18

*Most Recent

2017-18 GAME-BY-GAME STATS

Opponent	Date	gs	min	Total		3-Pointers		Free throws		Rebounds				pf	a	t/o	blk	stl	pts	avg
				fg-fga	pct	3fg-fga	pct	ft-fita	pct	off	def	tot	avg							
GRAMBLING	12/28/17		dnp	-	-	-	-	-	-	-	-	-	-	-	-	-	-	-	-	-
OLE MISS	12/31/17		dnp	-	-	-	-	-	-	-	-	-	-	-	-	-	-	-	-	-
at #5/3 Mississippi State	01/04/18	3		0-1	.000	0-0	.000	0-0	.000	0	0	0	0.0	1	0	0	0	0	0	0.0
ALABAMA	01/07/18		dnp	-	-	-	-	-	-	-	-	-	-	-	-	-	-	-	-	-
at Georgia	1/11/18		dnp	-	-	-	-	-	-	-	-	-	-	-	-	-	-	-	-	-
at Auburn	01/14/18		dnp	-	-	-	-	-	-	-	-	-	-	-	-	-	-	-	-	-
FLORIDA	01/18/18		dnp	-	-	-	-	-	-	-	-	-	-	-	-	-	-	-	-	-
at Missouri	01/21/18	3		0-1	.000	0-0	.000	0-0	.000	0	0	0	0.0	0	0	0	0	0	0	0.0
at #9/7 South Carolina	01/25/18	2		0-1	.000	0-0	.000	0-0	.000	0	0	0	0.0	0	0	1	0	0	0	0.0
KENTUCKY	01/29/18		dnp	-	-	-	-	-	-	-	-	-	-	-	-	-	-	-	-	-
at Alabama	2/4/18		dnp	-	-	-	-	-	-	-	-	-	-	-	-	-	-	-	-	-
NO. 11 TENNESSEE	02/08/18		dnp	-	-	-	-	-	-	-	-	-	-	-	-	-	-	-	-	-
MISSOURI	02/12/18	4		0-0	.000	0-0	.000	0-0	.000	0	0	0	0.0	0	2	1	0	0	0	0.0
at Kentucky	02/15/18	1		0-1	.000	0-1	.000	0-0	.000	0	0	0	0.0	0	0	0	0	0	0	0.0
LSU	02/18/18		dnp	-	-	-	-	-	-	-	-	-	-	-	-	-	-	-	-	-
Totals		0	13	0-4	.000	0-1	.000	0-0	.000	0	0	0	0.0	1	2	2	0	0	0	0.0

Games played: 5
Minutes/game: 2.6
FG Pct: 0.0
3FG Pct: 0.0Assists/game: 0.4
Turnovers/game: 0.4
Assist/turnover ratio: 1.0**NOTES**

- » **University of Arkansas Athletic Department Academic Champion (4.0):** Fall, 2017
- » Joined the team as a walk-on for the spring semester.
- » Pace the Blue Dragons went 35-2, shared the Jayhawk Conference championship and won the Region VI championship to qualify for the NJCAA Tournament

CAREER STATS

Year	GP-GS	Min	Avg	Total			3-Point			F-Throw			Rebounds				PF	FO	Ast	TO	Blk	Stl	Pts	Avg
				FG	FGA	Pct	FG	FGA	Pct	FT	FTA	Pct	Off	Def	Tot	Avg								
2017-18	5-0	13	2.6	0	4	.000	0	1	.000	0	0	.000	0	0	0	0.0	1	0	2	2	0	0	0	0.0
TOTAL	5-0	13	2.6	0	4	.000	0	1	.000	0	0	.000	0	0	0	0.0	1	0	2	2	0	0	0	0.0



13

GRAYCE SPANGLER

Freshman | 5-11 | Guard | Fayetteville, Ark.
Fayetteville HS

CAREER HIGHS

Points	4	#5 Miss St.	1-4-18
FG Made	2	#5 Miss St.	1-4-18
FG Att.	3	#5 Miss St.	1-4-18
3P Made	-		
3P Att.	2	ACU	11-29-17
FT Made	3	UTA	12-17-17
FT Att.	4	No. 13 MU	2-12-18
Off. Rebounds	1	#5 Miss St.	1-4-18
Def. Rebounds	1	at ASU	12-21-17*
Rebounds	1	UTA	12-17-17
Assists	1	at Kentucky	2-15-18
Blocks	-		
Steals	1	at S Carolina	1-25-18
Minutes	9	at S Carolina	1-25-18

SEASON HIGHS

Points	4	#5 Miss St.	1-4-18
FG Made	2	#5 Miss St.	1-4-18
FG Att.	3	#5 Miss St.	1-4-18
3P Made	-		
3P Att.	2	ACU	11-29-17
FT Made	3	UTA	12-17-17
FT Att.	4	No. 13 MU	2-12-18
Off. Rebounds	1	#5 Miss St.	1-4-18
Def. Rebounds	1	at ASU	12-21-17*
Rebounds	1	UTA	12-17-17
Assists	1	at Kentucky	2-15-18
Blocks	-		
Steals	1	at S Carolina	1-25-18
Minutes	9	at S Carolina	1-25-18

*Most Recent

2017-18 GAME-BY-GAME STATS

Opponent	Date	gs	min	Total		3-Pointers		Free throws		Rebounds			pf	a	t/o	blk	stl	pts	avg	
				fg-fga	pct	3fg-fga	pct	ft-fga	pct	off	def	tot	avg							
SHSU	11/10/17	4		0-1	.000	0-0	.000	0-2	.000	0	0	0	0.0	0	0	0	0	0	0.0	
SAMFORD	11/12/17	2		0-1	.000	0-1	.000	0-0	.000	0	1	1	0.5	0	0	0	0	0	0.0	
at Nebraska	11/16/17	dnp		-	-	-	-	-	-	-	-	-	-	-	-	-	-	-	-	
at Oral Roberts	11/20/17	dnp		-	-	-	-	-	-	-	-	-	-	-	-	-	-	-	-	
at UTEP	11/24/17	5		0-0	.000	0-0	.000	0-0	.000	0	0	0	0.3	2	0	0	0	0	0.0	
vs NM State	11/25/17	dnp		-	-	-	-	-	-	-	-	-	-	-	-	-	-	-	-	
ACU	11/29/17	6		0-2	.000	0-2	.000	0-0	.000	0	0	0	0.3	0	0	1	0	0	0.0	
at Kansas	12/03/17	1		0-0	.000	0-0	.000	0-0	.000	0	0	0	0.2	0	0	0	0	0	0.0	
CHARLOTTE	12/07/17	dnp		-	-	-	-	-	-	-	-	-	-	-	-	-	-	-	-	
TULSA	12/10/17	2		0-0	.000	0-0	.000	0-0	.000	0	1	1	0.3	0	0	0	0	0	0.0	
UT-ARLINGTON	12/17/17	3		0-1	.000	0-0	.000	3-3	1.000	0	1	1	0.4	1	0	1	0	0	0.4	
at Arizona State	12/21/17	7		0-1	.000	0-0	.000	0-0	.000	0	1	1	0.5	2	0	0	0	0	0.4	
GRAMBLING	12/28/17	3		0-2	.000	0-1	.000	0-0	.000	0	0	0	0.4	0	0	0	0	0	0.3	
OLE MISS	12/31/17	dnp		-	-	-	-	-	-	-	-	-	-	-	-	-	-	-	-	
at #5/3 Mississippi State	01/04/18	3		2-3	.667	0-1	.000	0-1	.000	1	0	1	0.5	1	0	2	0	0	0.7	
ALABAMA	01/07/18	0		0-0	.000	0-0	.000	0-0	.000	0	0	0	0.5	0	0	0	0	0	0.6	
at Georgia	1/11/18	dnp		-	-	-	-	-	-	-	-	-	-	-	-	-	-	-	-	
at Auburn	01/14/18	dnp		-	-	-	-	-	-	-	-	-	-	-	-	-	-	-	-	
FLORIDA	01/18/18	dnp		-	-	-	-	-	-	-	-	-	-	-	-	-	-	-	-	
at Missouri	01/21/18	5		0-2	.000	0-1	.000	0-0	.000	0	0	0	0.4	1	0	0	0	0	0.6	
at #9/7 South Carolina	01/25/18	9		0-1	.000	0-0	.000	0-0	.000	0	0	0	0.4	3	0	1	0	1	0.5	
KENTUCKY	01/29/18	dnp		-	-	-	-	-	-	-	-	-	-	-	-	-	-	-	-	
at Alabama	2/4/18	dnp		-	-	-	-	-	-	-	-	-	-	-	-	-	-	-	-	
NO. 11 TENNESSEE	02/08/18	dnp		-	-	-	-	-	-	-	-	-	-	-	-	-	-	-	-	
MISSOURI	02/12/18	5		0-0	.000	0-0	.000	1-4	.250	0	0	0	0.4	1	0	0	0	0	1	0.6
at Kentucky	02/15/18	2		0-0	.000	0-0	.000	0-0	.000	0	0	0	0.3	1	1	0	0	0	0.5	
LSU	02/18/18	dnp		-	-	-	-	-	-	-	-	-	-	-	-	-	-	-	-	
Totals		0	57	2-14	.143	0-6	.000	4-10	.400	1	4	5	0.3	12	1	5	0	1	8	0.5

Games played: 15
Minutes/game: 3.8
Points/game: 0.5
FG Pct: 14.3
3FG Pct: 0.0
FT Pct: 40.0

Rebounds/game: 0.3
Assists/game: 0.1
Turnovers/game: 0.3
Assist/turnover ratio: 0.2
Steals/game: 0.1

NOTES

- » Father Shannon lettered as a linebacker (1989) and mother, Stacy, was a member of the Pom Squad at Arkansas.
- » Scored her first points as a Razorback going 3-for-3 from the line in a win over UTA.
- » **University of Arkansas Athletic Department Academic Athletic Director's List:** Fall, 2017

CAREER STATS

Year	GP-GS	Min	Avg	Total FG FGA Pct	3-Point FG FGA Pct	F-Throw FT FTA Pct	Rebounds Off Def Tot Avg	PF	FO	Ast	TO	Blk	Stl	Pts	Avg
2017-18	15-0	57	3.8	2 14 .143	0 6 .000	4 10 .400	1 4 5 0.3	12	0	1	5	0	1	8	0.5
TOTAL	15-0	57	3.8	2 14 .143	0 6 .000	4 10 .400	1 4 5 0.3	12	0	1	5	0	1	8	0.5



14

JAILYN MASONSophomore | 5-9 | Guard | Mason, Ohio
William Mason HS**CAREER HIGHS**

Points	19	ORU	12-21-16
FGM	9	No. 11 Tenn.	2-8-18*
FGA	21	No. 11 Tenn.	2-8-18
3PM	4	at Kentucky	2-15-18
3PA	8	at Kentucky	2-15-18
FTM	4	No. 13 MU	2-12-18*
FTA	4	No. 13 MU	2-12-18*
OREB	4	Texas Tech	12-3-16
DREB	7	Grambling	12-18-17*
REB	9	Texas Tech	12-3-16
AST	11	HBU	12-28-16
BLK	3	SHSU	11-10-17
STL	5	at Georgia	1-11-18
MIN	40	ORU	12-21-16

SEASON HIGHS

Points	18	at Kentucky	2-15-18
FG Made	9	No. 11 Tenn.	2-8-18
FG Att.	21	No. 11 Tenn.	2-8-18
3P Made	4	at Kentucky	2-15-18
3P Att.	8	at Kentucky	2-15-18
FT Made	4	No. 13 MU	2-12-18*
FT Att.	4	No. 13 MU	2-12-18*
Off. Rebounds	3	NMSU	11-25-17
Def. Rebounds	7	Grambling	12-18-17*
Rebounds	7	Grambling	12-18-17*
Assists	8	ACU	11-29-17
Blocks	3	SHSU	11-10-17
Steals	5	at Georgia	1-11-18
Minutes	40	Florida	1-18-18

*Most Recent

2017-18 GAME-BY-GAME STATS

Opponent	Date	gs	min	Total		3-Pointers		Free throws		Rebounds				pf	a	t/o	blk	stl	pts	avg	
				fg-fga	pct	3fg-fga	pct	ft-fa	pct	off	def	tot	avg								
SHSU	11/10/17	*	25	3-10	.300	2-4	.500	0-0	.000	0	5	5	5.0	0	4	1	3	1	8	8.0	
SAMFORD	11/12/17	*	35	5-11	.455	2-5	.400	0-2	.000	0	1	1	3.0	2	2	1	0	2	12	10.0	
at Nebraska	11/16/17	*	30	4-12	.333	0-2	.000	0-1	.000	0	5	5	3.7	3	2	4	0	4	8	9.3	
at Oral Roberts	11/20/17	*	32	3-9	.333	0-0	.000	0-0	.000	1	1	2	3.3	1	1	1	0	0	6	8.5	
at UTEP	11/24/17	*	24	3-9	.333	2-6	.333	0-0	.000	1	3	4	3.4	1	2	0	0	1	8	8.4	
vs NM State	11/25/17	*	28	1-8	.125	1-4	.250	0-0	.000	3	3	6	3.8	3	2	1	1	2	3	7.5	
ACU	11/29/17	*	34	5-13	.385	3-7	.429	0-0	.000	0	7	7	4.3	1	8	3	1	2	13	8.3	
at Kansas	12/03/17	*	33	4-9	.444	2-5	.400	0-0	.000	0	2	2	4.0	5	1	2	0	2	10	8.5	
CHARLOTTE	12/07/17	*	30	4-10	.400	2-6	.333	2-2	1.000	0	4	4	4.0	2	4	1	1	1	12	8.9	
TULSA	12/10/17	*	30	5-11	.455	1-4	.250	0-0	.000	0	5	5	4.1	0	6	0	0	0	11	9.1	
UT-ARLINGTON	12/17/17	*	33	7-11	.636	1-4	.250	0-0	.000	0	4	4	4.1	1	7	3	0	3	15	9.6	
at Arizona State	12/21/17	*	31	3-7	.429	0-1	.000	0-0	.000	0	4	4	4.1	0	1	5	1	0	6	9.3	
GRAMBLING	12/28/17	*	27	3-11	.273	2-4	.500	0-0	.000	0	7	7	4.3	2	1	1	0	1	8	9.2	
OLE MISS	12/31/17	*	33	5-11	.455	3-4	.750	0-0	.000	0	2	2	4.1	3	4	1	1	1	13	9.5	
at #5/3 Mississippi State	01/04/18	*	35	7-11	.636	1-1	1.000	0-0	.000	1	2	3	4.1	0	4	2	1	0	15	9.9	
ALABAMA	01/07/18	*	37	5-15	.333	2-7	.286	0-0	.000	2	4	6	4.2	4	0	4	2	3	12	10.0	
at Georgia	1/11/18	*	36	5-10	.500	1-2	.500	4-4	1.000	0	5	5	4.2	4	1	5	0	5	15	10.3	
at Auburn	01/14/18	*	38	6-12	.500	3-6	.500	0-0	.000	0	2	2	4.1	1	5	6	0	0	15	10.6	
FLORIDA	01/18/18	*	40	2-12	.167	1-6	.167	0-0	.000	0	6	6	4.2	2	1	1	0	1	5	10.3	
at Missouri	01/21/18	*	31	6-11	.545	2-3	.667	0-0	.000	1	2	3	4.2	2	1	3	0	0	14	10.5	
at #9/7 South Carolina	01/25/18	*	32	5-12	.417	0-2	.000	0-0	.000	1	1	2	4.0	2	1	0	1	0	10	10.4	
KENTUCKY	01/29/18	*	34	4-10	.400	3-6	.500	2-2	1.000	1	2	3	4.0	1	3	1	0	0	13	10.5	
at Alabama	2/4/18	*	34	3-8	.375	0-0	.000	0-0	.000	1	4	5	4.0	3	3	3	0	1	6	10.3	
NO. 11 TENNESSEE	02/08/18	*	39	4-11	.364	1-6	.167	2-2	1.000	0	3	3	4.0	3	5	3	0	1	11	10.4	
MISSOURI	02/12/18	*	33	5-12	.417	1-3	.333	4-4	1.000	1	2	3	4.0	0	3	1	0	0	15	10.6	
at Kentucky	02/15/18	*	36	7-14	.500	4-8	.500	0-0	.000	1	3	4	4.0	2	1	2	0	1	18	10.8	
LSU	02/18/18	*	39	4-13	.308	0-3	.000	0-0	.000	0	7	7	4.1	3	3	3	1	0	8	10.7	
Totals			27	889	118-293	.403	40-109	.367	14-17	.824	14	96	110	4.1	51	76	58	13	32	290	10.7

Games played: 27
Minutes/game: 32.9
Points/game: 10.7
FG Pct: 40.3
3FG Pct: 36.7
FT Pct: 82.4Rebounds/game: 4.1
Assists/game: 2.8
Turnovers/game: 2.1
Assist/turnover ratio: 1.3
Steals/game: 1.2
Blocks/game: 0.5**NOTES**

- » Has a large Jordan shoe collection.
- » Would like to be a sports photographer.
- » At least one defensive rebound in each game this season.
- » Seventeen games this year with double-figure scoring.
- » Season-best 18 points on the road at Kentucky. Went 7-for-14 with a career-best four 3-point field goals.

CAREER STATS

Year	GP-GS	Min	Avg	Total			3-Point			F-Throw			Rebounds				PF	FO	Ast	TO	Blk	Stl	Pts	Avg
				FG	FGA	Pct	FG	FGA	Pct	FT	FTA	Pct	Off	Def	Tot	Avg								
2016-17	30-30	894	29.8	100	256	.391	19	53	.358	7	11	.636	21	96	117	3.9	72	2	93	56	8	31	226	7.5
2017-18	27-27	889	32.9	118	293	.403	40	109	.367	14	17	.824	14	96	110	4.1	51	1	76	58	13	32	290	10.7
TOTAL	57-57	1783	31.3	218	549	.397	59	162	.364	21	28	.750	35	192	227	4.0	123	3	169	114	21	63	516	9.1



20

SYDNEY STOUTSophomore | 6-0 | Forward | Bixby, Okla.
Bixby HS**CAREER HIGHS**

Points	8	HBU	12-28-16
FGM	3	HBU	12-28-16
FGA	5	HBU	12-28-16
3PM	2	HBU	12-28-16
3PA	4	HBU	12-28-16
FTM	2	Texas A&M	1-12-17
FTA	4	Texas A&M	1-12-17
OREB	1	SHSU	11-10-17*
DREB	6	HBU	12-28-16
REB	6	HBU	12-28-16
AST	1	No. 13 MU	2-12-18*
BLK	1	ULM	11-13-16
STL	2	at S Carolina	1-25-18
MIN	15	HBU	12-28-16

SEASON HIGHS

Points	4	UTA	12-17-17
FG Made	1	UTA	12-17-17
FG Att.	2	ACU	11-29-17
3P Made	1	UTA	12-17-17
3P Att.	1	Kentucky	1-29-18*
FT Made	1	UTA	12-17-17*
FT Att.	2	UTA	12-17-17
Off. Rebounds	1	UTA	12-17-17*
Def. Rebounds	1	Grambling	12-18-17*
Rebounds	2	UTA	12-17-17
Assists	1	No. 13 MU	2-12-18*
Blocks	-		
Steals	2	at S Carolina	1-25-18
Minutes	9	at S Carolina	1-25-18

*Most Recent

2017-18 GAME-BY-GAME STATS

Opponent	Date	gs	min	Total		3-Pointers		Free throws		Rebounds				pf	a	t/o	blk	stl	pts	avg
				fg-fga	pct	3fg-fga	pct	ft-fa	pct	off	def	tot	avg							
SHSU	11/10/17	6		0-1	.000	0-0	.000	1-2	.500	1	0	1	1.0	1	0	1	0	0	1	1.0
SAMFORD	11/12/17	2		0-0	.000	0-0	.000	1-2	.500	0	1	1	1.0	0	0	0	0	0	1	1.0
at Nebraska	11/16/17	dnp		-	-	-	-	-	-	-	-	-	-	-	-	-	-	-	-	-
at Oral Roberts	11/20/17	dnp		-	-	-	-	-	-	-	-	-	-	-	-	-	-	-	-	-
at UTEP	11/24/17	6		0-0	.000	0-0	.000	0-0	.000	0	0	0	0.7	0	0	0	0	0	0	0.7
vs NM State	11/25/17	dnp		-	-	-	-	-	-	-	-	-	-	-	-	-	-	-	-	-
ACU	11/29/17	3		0-2	.000	0-1	.000	0-0	.000	1	0	1	0.8	0	0	0	0	0	0	0.5
at Kansas	12/03/17	dnp		-	-	-	-	-	-	-	-	-	-	-	-	-	-	-	-	-
CHARLOTTE	12/07/17	dnp		-	-	-	-	-	-	-	-	-	-	-	-	-	-	-	-	-
TULSA	12/10/17	3		0-0	.000	0-0	.000	0-0	.000	0	1	1	0.8	0	0	0	0	0	0	0.4
UT-ARLINGTON	12/17/17	6		1-1	1.000	1-1	1.000	1-2	.500	1	1	2	1.0	0	0	0	0	0	4	1.0
at Arizona State	12/21/17	5		0-0	.000	0-0	.000	0-0	.000	0	0	0	0.9	0	0	0	0	0	0	0.9
GRAMBLING	12/28/17	5		0-2	.000	0-1	.000	0-0	.000	0	1	1	0.9	0	1	0	0	0	0	0.8
OLE MISS	12/31/17	dnp		-	-	-	-	-	-	-	-	-	-	-	-	-	-	-	-	-
at #5/3 Mississippi State	01/04/18	4		0-0	.000	0-0	.000	0-0	.000	0	0	0	0.8	0	0	0	0	0	0	0.7
ALABAMA	01/07/18	dnp		-	-	-	-	-	-	-	-	-	-	-	-	-	-	-	-	-
at Georgia	1/11/18	dnp		-	-	-	-	-	-	-	-	-	-	-	-	-	-	-	-	-
at Auburn	01/14/18	dnp		-	-	-	-	-	-	-	-	-	-	-	-	-	-	-	-	-
FLORIDA	01/18/18	dnp		-	-	-	-	-	-	-	-	-	-	-	-	-	-	-	-	-
at Missouri	01/21/18	5		0-0	.000	0-0	.000	0-0	.000	0	1	1	0.8	0	0	0	0	0	0	0.6
at #9/7 South Carolina	01/25/18	9		0-0	.000	0-0	.000	0-0	.000	0	0	0	0.7	2	1	1	0	2	0	0.5
KENTUCKY	01/29/18	6		0-1	.000	0-1	.000	0-0	.000	0	0	0	0.7	0	0	0	0	0	0	0.5
at Alabama	2/4/18	dnp		-	-	-	-	-	-	-	-	-	-	-	-	-	-	-	-	-
NO. 11 TENNESSEE	02/08/18	dnp		-	-	-	-	-	-	-	-	-	-	-	-	-	-	-	-	-
MISSOURI	02/12/18	7		0-0	.000	0-0	.000	0-0	.000	0	0	0	0.6	0	1	0	0	0	0	0.5
at Kentucky	02/15/18	3		0-0	.000	0-0	.000	0-0	.000	0	0	0	0.6	0	0	0	0	0	0	0.4
LSU	02/18/18	dnp		-	-	-	-	-	-	-	-	-	-	-	-	-	-	-	-	-
Totals		0	70	1-7	.143	1-4	.250	3-6	.500	3	5	8	0.6	3	3	2	0	2	6	0.4

Games played: 14
Minutes/game: 5.0
Points/game: 0.4
FG Pct: 14.3
3FG Pct: 25.0
FT Pct: 50.0Rebounds/game: 0.6
Assists/game: 0.2
Turnovers/game: 0.1
Assist/turnover ratio: 1.5
Steals/game: 0.1**NOTES**

- » SEC First-Year Academic Honor Roll (2016-17).
- » University of Arkansas Athletic Department Academic Champion (4.0): Fall, 2017

CAREER STATS

Year	GP-GS	Min	Avg	Total			3-Point			F-Throw			Rebounds				PF	FO	Ast	TO	Blk	Stl	Pts	Avg
				FG	FGA	Pct	FG	FGA	Pct	FT	FTA	Pct	Off	Def	Tot	Avg								
2016-17	15-0	72	4.8	5	14	.357	4	12	.333	2	4	.500	2	9	11	0.7	15	0	1	2	1	0	16	1.1
2017-18	14-0	70	5.0	1	7	.143	1	4	.250	3	6	.500	3	5	8	0.6	3	0	3	2	0	2	6	0.4
TOTAL	29-0	142	4.9	6	21	.286	5	16	.313	5	10	.500	5	14	19	0.7	18	0	4	4	1	2	22	0.8



21

DEVIN COSPERSGrad | 5-10 | Guard | Coffeyville, Kansas
Coffeyville CC | Field Kindley HS**CAREER HIGHS**

Points	29	No. 11 Tenn.	2-8-18
FG Made	10	No. 11 Tenn.	2-8-18
FGA	25	at Nebraska	11-16-17
3PM	6	No. 11 Tenn.	2-8-18*
3PA	16	at Nebraska	11-16-17
FTM	12	Alabama	1-7-18
FTA	12	Alabama	1-7-18
OREB	3	Charlotte	12-6-17
DREB	13	Alabama	1-7-18
REB	14	Charlotte	12-6-17*
AST	6	ORU	12-21-16
BLK	3	MVSU	12-28-15
STL	4	Ole Miss	12-31-17*
MIN	40	Charlotte	12-6-17
	42	Auburn	1-24-16 OT

SEASON HIGHS

Points	29	No. 11 Tenn.	2-8-18
FG Made	10	No. 11 Tenn.	2-8-18
FG Att.	25	at Nebraska	11-16-17
3P Made	6	No. 11 Tenn.	2-8-18*
3P Att.	16	at Nebraska	11-16-17
FT Made	12	Alabama	1-7-18
FT Att.	12	Alabama	1-7-18
Off. Rebounds	3	Charlotte	12-6-17
Def. Rebounds	13	Alabama	1-7-18
Rebounds	14	Charlotte	12-6-17
Assists	4	Alabama	1-7-18*
Blocks	2	Tulsa	12-10-17*
Steals	4	Ole Miss	12-31-17
Minutes	40	Charlotte	12-6-17

*Most Recent

2017-18 GAME-BY-GAME STATS

Opponent	Date	gs	min	Total		3-Pointers		Free throws		Rebounds				pf	a	t/o	blk	stl	pts	avg	
				fg-fga	pct	3fg-fga	pct	ft-fa	pct	off	def	tot	avg								
SHSU	11/10/17	*	31	6-13	.462	4-11	.364	1-2	.500	2	10	12	12.0	3	2	4	1	1	17	17.0	
SAMFORD	11/12/17	*	29	5-12	.417	3-10	.300	5-5	1.000	0	5	5	8.5	2	2	1	0	1	18	17.5	
at Nebraska	11/16/17	*	34	8-25	.320	5-16	.313	0-0	.000	1	3	4	7.0	2	0	4	2	2	21	18.7	
at Oral Roberts	11/20/17	*	38	8-19	.421	3-10	.300	2-2	1.000	0	10	10	7.8	2	1	0	0	2	21	19.3	
at UTEP	11/24/17	*	31	8-17	.471	6-13	.462	0-2	.000	1	4	5	7.2	2	0	1	0	4	22	19.8	
vs NM State	11/25/17	*	39	6-17	.353	2-9	.222	3-4	.750	2	9	11	7.8	2	4	2	1	2	17	19.3	
ACU	11/29/17	*	21	4-10	.400	2-5	.400	1-2	.500	0	3	3	7.1	4	1	3	1	2	11	18.1	
at Kansas	12/03/17	*	39	5-23	.217	1-11	.091	6-8	.750	1	2	3	6.6	3	0	2	1	1	17	18.0	
CHARLOTTE	12/07/17	*	40	9-23	.391	2-7	.286	5-6	.833	3	11	14	7.4	2	2	3	0	1	25	18.8	
TULSA	12/10/17	*	29	5-16	.313	1-9	.111	0-0	.000	2	9	11	7.8	3	0	3	2	0	11	18.0	
UT-ARLINGTON	12/17/17	*	22	3-8	.375	2-6	.333	0-0	.000	0	1	1	7.2	3	1	2	0	2	8	17.1	
at Arizona State	12/21/17	*	27	3-13	.231	2-5	.400	0-0	.000	0	1	1	6.7	2	1	2	0	0	8	16.3	
GRAMBLING	12/28/17	*	34	6-15	.400	4-7	.571	0-2	.000	0	4	4	6.5	2	3	2	0	0	16	16.3	
OLE MISS	12/31/17	*	39	7-15	.467	2-5	.400	2-3	.667	1	10	11	6.8	3	1	6	1	4	18	16.4	
at #5/3 Mississippi State	01/04/18	*	32	5-13	.385	2-7	.286	1-2	.500	1	6	7	6.8	3	3	4	0	0	13	16.2	
ALABAMA	01/07/18	*	39	6-16	.375	0-5	.000	12-12	1.000	0	13	13	7.2	5	4	2	0	2	24	16.7	
at Georgia	1/11/18	*	39	4-13	.308	0-6	.000	0-0	.000	1	6	7	7.2	4	2	2	0	2	8	16.2	
at Auburn	01/14/18	*	8	0-4	.000	0-2	.000	0-0	.000	0	1	1	6.8	0	0	1	0	0	0	15.3	
FLORIDA	01/18/18	dnp	-	-	-	-	-	-	-	-	-	-	-	-	-	-	-	-	-	-	
at Missouri	01/21/18	dnp	-	-	-	-	-	-	-	-	-	-	-	-	-	-	-	-	-	-	
at #9/7 South Carolina	01/25/18	*	24	1-6	.167	1-4	.250	0-2	.000	0	1	1	6.5	0	2	0	0	0	3	14.6	
KENTUCKY	01/29/18	*	26	6-12	.500	3-6	.500	2-2	1.000	2	3	5	6.5	3	1	4	1	0	17	14.8	
at Alabama	2/4/18	*	34	8-16	.500	3-7	.429	2-2	1.000	0	3	3	6.3	4	1	2	0	1	21	15.0	
NO. 11 TENNESSEE	02/08/18	*	36	10-14	.714	6-9	.667	3-6	.500	1	2	3	6.1	5	0	1	0	3	29	15.7	
MISSOURI	02/12/18	*	18	2-6	.333	2-4	.500	0-0	.000	0	3	3	6.0	2	1	1	0	1	6	15.3	
at Kentucky	02/15/18	*	36	1-12	.083	0-7	.000	1-2	.500	0	4	4	5.9	3	3	1	0	2	3	14.8	
LSU	02/18/18	*	31	1-11	.091	1-9	.111	2-2	1.000	0	6	6	5.9	3	3	5	2	4	5	14.4	
Totals			25	776	127-349	.364	57-190	.300	48-66	.727	18	130	148	5.9	67	38	58	12	37	359	14.4

Games played: 25
Minutes/game: 31.0
Points/game: 14.4
FG Pct: 36.4
3FG Pct: 30.0
FT Pct: 72.7Rebounds/game: 5.9
Assists/game: 1.5
Turnovers/game: 2.3
Assist/turnover ratio: 0.7
Steals/game: 1.5
Blocks/game: 0.5**NOTES**

- » SEC First-Year Academic Honor Roll (2016).
- » SEC Academic Honor Roll (2016-17).
- » Graduated in May 2017 with degree in journalism. Currently pursuing her master's degree in sport administration.
- » Forty-five consecutive games played (snapped versus Florida, 1-18-18).
- » Nineteen consecutive games with a made 3-pointer. (snapped versus Alabama)
- » Thirty-one points with six 3-pointers in exhibition game.
- » Ten consecutive games in double figure scoring (snapped versus UTA).
- » Seventeen games with double-figure points.
- » Seven career double-doubles all this season.
- » At least one steal in 18-of-25 games this year.
- » Career-best 29 points against No. 11 Tennessee going 10-for-14 and 6-for-9 from distance.
- » Perfect from the free throw line four times (Samford [5-5]; ORU [2-2] Alabama [12-12]; Kentucky [2-2]).

CAREER STATS

Year	GP-GS	Min	Avg	Total			3-Point			F-Throw			Rebounds				PF	FO	Ast	TO	Blk	Stl	Pts	Avg
				FG	FGA	Pct	FG	FGA	Pct	FT	FTA	Pct	Off	Def	Tot	Avg								
2015-16	30-25	792	26.4	97	293	.331	25	104	.240	50	72	.694	16	83	99	3.3	57	0	42	74	5	34	269	9.0
2016-17	29-9	563	19.4	72	195	.369	23	75	.307	20	27	.741	7	58	65	2.2	43	2	45	40	6	28	187	6.4
2017-18	25-25	776	31.0	127	349	.364	57	190	.300	48	66	.727	18	130	148	5.9	67	2	38	58	12	37	359	14.4
TOTAL	84-59	2131	25.4	296	837	.354	105	369	.285	118	165	.715	41	271	312	3.7	167	4	125	172	23	99	815	9.7



22

BAILEY ZIMMERMANJunior | 6-0 | Forward | St. Vincent, Arkansas
Wonderview HS**CAREER HIGHS**

Points	14	No. 13 MU	2-12-18*
FG Made	4	at Kentucky	2-15-18*
FG Att.	11	No. 11 Tenn.	2-8-18*
3P Made	3	at Kentucky	2-15-18*
3P Att.	8	at Auburn	1-14-18
FT Made	4	at Auburn	1-14-18*
FT Att.	6	at Auburn	1-14-18*
Off. Rebounds	5	at Auburn	1-14-18
Def. Rebounds	6	Alabama	1-15-17
Rebounds	8	at Auburn	1-14-18
Assists	3	at Kentucky	2-15-18*
Blocks	3	LSU	1-8-17*
Steals	2	Kentucky	1-29-18*
Minutes	40	No. 11 Tenn.	2-8-18

SEASON HIGHS

Points	14	No. 13 MU	2-12-18
FG Made	4	at Kentucky	2-15-18*
FG Att.	11	No. 11 Tenn.	2-8-18*
3P Made	3	at Kentucky	2-15-18*
3P Att.	8	at Auburn	1-14-18
FT Made	4	at Auburn	1-14-18
FT Att.	6	at Auburn	1-14-18
Off. Rebounds	5	at Auburn	1-14-18
Def. Rebounds	5	Tulsa	12-10-17
Rebounds	8	at Auburn	1-14-18
Assists	3	at Kentucky	2-15-18*
Blocks	2	Nebraska	11-16-17
Steals	2	Kentucky	1-29-18*
Minutes	40	No. 11 Tenn.	2-8-18

*Most Recent

2017-18 GAME-BY-GAME STATS

Opponent	Date	gs	min	Total		3-Pointers		Free throws		Rebounds				pf	a	t/o	blk	stl	pts	avg	
				fg-fga	pct	3fg-fga	pct	ft-fa	pct	off	def	tot	avg								
SHSU	11/10/17	*	27	1-7	.143	0-4	.000	0-0	.000	0	3	3	3.0	1	2	1	0	2	2	2.0	
SAMFORD	11/12/17	*	19	0-1	.000	0-1	.000	0-0	.000	0	0	0	1.5	3	0	0	0	0	0	1.0	
at Nebraska	11/16/17	*	24	0-2	.000	0-2	.000	1-2	.500	0	0	0	1.0	3	0	2	2	0	1	1.0	
at Oral Roberts	11/20/17	*	21	1-7	.143	0-3	.000	0-2	.000	1	3	4	1.8	3	1	0	1	0	2	1.3	
at UTEP	11/24/17	*	23	1-5	.200	0-3	.000	2-2	1.000	2	1	3	2.0	0	2	0	0	2	4	1.8	
vs NM State	11/25/17	*	24	0-1	.000	0-1	.000	1-2	.500	2	1	3	2.2	2	2	0	0	0	1	1.7	
ACU	11/29/17	*	25	1-4	.250	0-1	.000	1-2	.500	4	2	6	2.7	1	2	2	1	1	3	1.9	
at Kansas	12/03/17	*	24	0-1	.000	0-0	.000	0-0	.000	0	2	2	2.6	4	0	1	1	0	0	1.6	
CHARLOTTE	12/07/17	*	28	2-9	.222	1-6	.167	1-1	1.000	1	2	3	2.7	0	1	3	1	0	6	2.1	
TULSA	12/10/17	*	25	2-6	.333	0-3	.000	2-3	.667	2	5	7	3.1	0	1	0	0	0	6	2.5	
UT-ARLINGTON	12/17/17	*	20	2-10	.200	0-3	.000	2-2	1.000	2	1	3	3.1	2	0	1	0	0	6	2.8	
at Arizona State	12/21/17	*	24	1-3	.333	0-1	.000	0-0	.000	2	2	4	3.2	1	1	3	1	0	2	2.8	
GRAMBLING	12/28/17	*	11	0-2	.000	0-0	.000	0-0	.000	0	0	0	2.9	0	0	0	0	0	0	2.5	
OLE MISS	12/31/17	*	9	1-1	1.000	0-0	.000	0-0	.000	1	0	1	2.8	2	1	1	0	0	2	2.5	
at #5/3 Mississippi State	01/04/18	*	20	1-2	.500	0-1	.000	2-3	.667	0	3	3	2.8	3	0	1	0	0	4	2.6	
ALABAMA	01/07/18	*	13	0-1	.000	0-0	.000	0-0	.000	2	0	2	2.8	5	2	2	1	0	0	2.4	
at Georgia	1/11/18	*	27	3-5	.600	3-5	.600	2-4	.500	2	3	5	2.9	0	2	1	0	1	11	2.9	
at Auburn	01/14/18	*	35	3-8	.375	3-8	.375	4-6	.667	5	3	8	3.2	3	2	3	1	1	13	3.5	
FLORIDA	01/18/18	*	26	0-8	.000	0-7	.000	0-0	.000	1	2	3	3.2	1	1	1	0	1	0	3.3	
at Missouri	01/21/18	*	28	1-8	.125	0-4	.000	0-2	.000	2	1	3	3.2	4	2	2	0	0	2	3.3	
at #9/7 South Carolina	01/25/18	*	17	1-4	.250	0-3	.000	0-0	.000	2	0	2	3.1	2	1	2	0	0	2	3.2	
KENTUCKY	01/29/18	*	30	2-6	.333	2-4	.500	2-2	1.000	3	2	5	3.2	1	3	5	0	2	8	3.4	
at Alabama	2/4/18	*	30	4-9	.444	0-1	.000	3-3	1.000	1	1	2	3.1	4	1	2	1	1	11	3.7	
NO. 11 TENNESSEE	02/08/18	*	40	3-11	.273	0-4	.000	0-0	.000	1	2	3	3.1	2	2	0	0	1	6	3.8	
MISSOURI	02/12/18	*	32	4-10	.400	3-5	.600	3-5	.600	1	3	4	3.2	3	1	0	0	0	14	4.2	
at Kentucky	02/15/18	*	29	4-10	.400	3-6	.500	1-3	.333	3	3	6	3.3	1	3	0	0	0	12	4.5	
LSU	02/18/18	*	34	0-5	.000	0-0	.000	0-0	.000	5	0	5	3.3	1	0	1	0	0	0	4.4	
Totals			27	665	38-146	.260	15-76	.197	27-44	614	45	45	90	3.3	52	33	34	10	12	118	4.4

Games played: 27
Minutes/game: 24.6
Points/game: 4.4
FG Pct: 26.0
3FG Pct: 19.7
FT Pct: 61.4Rebounds/game: 3.3
Assists/game: 1.2
Turnovers/game: 1.3
Assist/turnover ratio: 1.0
Steals/game: 0.4
Blocks/game: 0.4**NOTES**

- » SEC Academic Honor Roll (2016-17).
- » University of Arkansas Athletic Department Academic Athletic Director's List: Fall, 2017
- » Twenty-one games with 20+ minutes.
- » Started 27 consecutive games this year and 28 in a row dating back to last season.
- » Career-bests for points with 14 against No. 13 Missouri.
- » Double figures in six games.

CAREER STATS

Year	GP-GS	Min	Avg	Total			3-Point			F-Throw			Rebounds				PF	FO	Ast	TO	Blk	Stl	Pts	Avg
				FG	FGA	Pct	FG	FGA	Pct	FT	FTA	Pct	Off	Def	Tot	Avg								
2015-16	20-1	174	8.7	6	48	.125	4	33	.121	7	12	.583	12	9	21	1.1	9	0	4	15	2	4	23	1.2
2016-17	30-23	627	20.9	45	144	.313	24	84	.286	20	39	.513	35	80	115	3.8	46	0	28	37	10	19	134	4.5
2017-18	27-27	665	24.6	38	146	.260	15	76	.197	27	44	.614	45	45	90	3.3	52	1	33	34	10	12	118	4.4
TOTAL	77-51	1466	19.0	89	338	.263	43	193	.223	54	95	.568	92	134	226	2.9	107	1	65	86	22	35	275	3.6



24

TAYLAH THOMASFreshman | 6-1 | Forward | Arlington, Texas
Mansfield Timberview HS**CAREER HIGHS**

Points	13	Samford	11-12-17
FG Made	5	Samford	11-12-17
FG Att.	9	at Georgia	1-11-18
3P Made	1	Ole Miss	12-31-17*
3P Att.	1	at S. Car.	1-25-18*
FT Made	3	NMSU	11-25-17*
FT Att.	6	Samford	11-12-17
Off. Rebounds	6	Nebraska	11-16-17
Def. Rebounds	7	ORU	11-20-17 7
Rebounds	11	Nebraska	11-16-17
Assists	2	at Missouri	1-21-18
Blocks	2	Nebraska	11-16-17
Steals	2	ACU	11-29-17
Minutes	29	at Georgia	1-11-18

SEASON HIGHS

Points	13	Samford	11-12-17
FG Made	5	Samford	11-12-17
FG Att.	9	at Georgia	1-11-18
3P Made	1	Ole Miss	12-31-17*
3P Att.	1	at S. Carolina	1-25-18*
FT Made	3	NMSU	11-25-17*
FT Att.	6	Samford	11-12-17
Off. Rebounds	6	Nebraska	11-16-17
Def. Rebounds	7	ORU	11-20-17 7
Rebounds	11	Nebraska	11-16-17
Assists	2	at Missouri	1-21-18
Blocks	2	Nebraska	11-16-17
Steals	2	ACU	11-29-17
Minutes	29	at Georgia	1-11-18

*Most Recent

2017-18 GAME-BY-GAME STATS

Opponent	Date	gs	min	Total		3-Pointers		Free throws		Rebounds				pf	a	t/o	blk	stl	pts	avg
				fg-fga	pct	3fg-fga	pct	ft-fa	pct	off	def	tot	avg							
SHSU	11/10/17	17		2-2	1.000	0-0	.000	0-0	.000	1	3	4	4.0	0	0	0	1	0	4	4.0
SAMFORD	11/12/17	21		5-6	.833	0-1	.000	3-6	.500	2	7	9	6.5	1	0	2	0	0	13	8.5
at Nebraska	11/16/17	20		1-4	.250	0-0	.000	3-4	.750	6	5	11	8.0	3	1	0	2	0	5	7.3
at Oral Roberts	11/20/17	23		0-3	.000	0-1	.000	2-2	1.000	2	7	9	8.3	2	0	0	1	0	2	6.0
at UTEP	11/24/17	16		0-2	.000	0-1	.000	1-2	.500	2	2	4	7.4	1	0	0	0	0	1	5.0
vs NM State	11/25/17	14		0-4	.000	0-0	.000	3-4	.750	3	4	7	7.3	1	0	1	0	0	3	4.7
ACU	11/29/17	20		2-7	.286	1-1	1.000	2-4	.500	3	4	7	7.3	2	0	0	0	2	7	5.0
at Kansas	12/03/17	9		0-1	.000	0-1	.000	0-0	.000	0	0	0	6.4	0	0	0	0	0	0	4.4
CHARLOTTE	12/07/17	4		0-0	.000	0-0	.000	0-0	.000	0	0	0	5.7	3	0	0	0	1	0	3.9
TULSA	12/10/17	19		1-3	.333	1-1	1.000	1-2	.500	4	3	7	5.8	1	0	0	0	1	4	3.9
UT-ARLINGTON	12/17/17	*	11	0-0	.000	0-0	.000	0-0	.000	2	2	4	5.6	5	0	1	0	0	0	3.5
at Arizona State	12/21/17	19		1-1	1.000	0-0	.000	0-0	.000	0	3	3	5.4	3	0	3	0	0	2	3.4
GRAMBLING	12/28/17	13		3-3	1.000	0-0	.000	2-2	1.000	0	2	2	5.2	2	1	2	0	1	8	3.8
OLE MISS	12/31/17	17		2-3	.667	1-1	1.000	1-2	.500	3	0	3	5.0	2	0	1	0	0	6	3.9
at #5/3 Mississippi State	01/04/18	17		2-2	1.000	0-0	.000	0-0	.000	1	5	6	5.1	2	0	0	0	0	4	3.9
ALABAMA	01/07/18	18		0-2	.000	0-0	.000	2-2	1.000	2	2	4	5.0	3	0	1	0	0	2	3.8
at Georgia	1/11/18	29		3-9	.333	0-1	.000	0-0	.000	3	5	8	5.2	2	1	3	0	0	6	3.9
at Auburn	01/14/18	13		2-3	.667	0-0	.000	0-0	.000	1	0	1	4.9	3	0	1	0	0	4	3.9
FLORIDA	01/18/18	21		1-4	.250	0-1	.000	0-0	.000	3	3	6	5.0	1	0	1	0	0	2	3.8
at Missouri	01/21/18	*	21	1-2	.500	0-0	.000	0-0	.000	0	3	3	4.9	2	2	0	0	0	2	3.8
at #9/7 South Carolina	01/25/18	24		1-6	.167	0-1	.000	0-0	.000	2	4	6	5.0	3	0	2	1	0	2	3.7
KENTUCKY	01/29/18	16		2-2	1.000	0-0	.000	0-0	.000	0	1	1	4.8	3	0	1	0	1	4	3.7
at Alabama	2/4/18	22		2-3	.667	0-0	.000	0-2	.000	2	4	6	4.8	1	0	0	0	0	4	3.7
NO. 11 TENNESSEE	02/08/18	12		2-2	1.000	0-0	.000	1-2	.500	0	3	3	4.8	3	0	1	0	1	5	3.8
MISSOURI	02/12/18	21		3-7	.429	0-0	.000	0-0	.000	1	6	7	4.8	1	0	1	0	0	6	3.8
at Kentucky	02/15/18	20		1-3	.333	0-0	.000	0-0	.000	1	1	2	4.7	1	0	2	0	0	2	3.8
LSU	02/18/18	10		2-4	.500	0-0	.000	0-0	.000	2	3	5	4.7	2	0	0	0	1	4	3.8
Totals		2	467	39-88	.443	3-10	.300	21-34	.618	46	82	128	4.7	53	5	23	5	8	102	3.8

Games played: 27
Minutes/game: 17.3
Points/game: 3.8
FG Pct: 44.3
3FG Pct: 30.0
FT Pct: 61.8Rebounds/game: 4.7
Assists/game: 0.2
Turnovers/game: 0.9
Assist/turnover ratio: 0.2
Steals/game: 0.3
Blocks/game: 0.2**NOTES**

- » University of Arkansas Athletic Department Academic Athletic Director's List: Fall, 2017
- » Played high school ball for former Razorback assistant coach Kit Kyle Martin.
- » Career-best 13 points against Samford - her first double figure scoring game as a Razorback.

CAREER STATS

Year	GP-GS	Min	Avg	Total			3-Point			F-Throw			Rebounds				PF	FO	Ast	TO	Blk	Stl	Pts	Avg
				FG	FGA	Pct	FG	FGA	Pct	FT	FTA	Pct	Off	Def	Tot	Avg								
2017-18	27-2	467	17.3	39	88	.443	3	10	.300	21	34	.618	46	82	128	4.7	53	1	5	23	5	8	102	3.8
TOTAL	27-2	467	17.3	39	88	.443	3	10	.300	21	34	.618	46	82	128	4.7	53	1	5	23	5	8	102	3.8



30 MACY WEAVER
Freshman | 6-3 | F | Davis Junction, Illinois
Stillman Valley HS

CAREER HIGHS

Points	7	#9/7 SC	1-25-18
FG Made	3	#9/7 SC	1-25-18
FG Att.	4	#9/7 SC	1-25-18
3P Made	-		
3P Att.	-		
FT Made	3	No. 13 MU	2-12-18
FT Att.	6	No. 13 MU	2-12-18
Off. Rebounds	2	at Kentucky	2-15-18*
Def. Rebounds	4	UTA	12-17-17
Rebounds	5	UTA	12-17-17
Assists	1	UTEP	11-24-17
Blocks	4	UTEP	11-24-17
Steals	1	UTEP	11-24-17
Minutes	19	UTEP	11-24-17

SEASON HIGHS

Points	7	#9/7 SC	1-25-18
FG Made	3	#9/7 SC	1-25-18
FG Att.	4	#9/7 SC	1-25-18
3P Made	-		
3P Att.	-		
FT Made	3	No. 13 MU	2-12-18
FT Att.	6	No. 13 MU	2-12-18
Off. Rebounds	2	at Kentucky	2-15-18*
Def. Rebounds	4	UTA	12-17-17
Rebounds	5	UTA	12-17-17
Assists	1	UTEP	11-24-17
Blocks	4	UTEP	11-24-17
Steals	1	UTEP	11-24-17
Minutes	19	UTEP	11-24-17

*Most Recent

2017-18 GAME-BY-GAME STATS

Opponent	Date	gs	min	Total		3-Pointers		Free throws		Rebounds				pf	a	t/o	blk	stl	pts	avg
				fg-fga	pct	3fg-fga	pct	ft-fa	pct	off	def	tot	avg							
SHSU	11/10/17	2		0-0	.000	0-0	.000	0-0	.000	0	0	0	0.0	0	0	0	0	0	0	0.0
SAMFORD	11/12/17	1		0-0	.000	0-0	.000	0-0	.000	0	0	0	0.0	0	0	0	0	0	0	0.0
at Nebraska	11/16/17	dnp		-	-	-	-	-	-	-	-	-	-	-	-	-	-	-	-	-
at Oral Roberts	11/20/17	dnp		-	-	-	-	-	-	-	-	-	-	-	-	-	-	-	-	-
at UTEP	11/24/17	19		1-1	1.000	0-0	.000	0-0	.000	2	1	3	1.0	3	1	0	4	1	2	0.7
vs NM State	11/25/17	dnp		-	-	-	-	-	-	-	-	-	-	-	-	-	-	-	-	-
ACU	11/29/17	3		0-1	.000	0-0	.000	0-0	.000	0	1	1	1.0	0	0	0	0	0	0	0.5
at Kansas	12/03/17	2		0-0	.000	0-0	.000	0-0	.000	0	0	0	0.8	0	0	0	1	0	0	0.4
CHARLOTTE	12/07/17	7		0-0	.000	0-0	.000	0-2	.000	2	0	2	1.0	3	0	1	0	0	0	0.3
TULSA	12/10/17	6		0-1	.000	0-0	.000	0-0	.000	0	1	1	1.0	1	0	0	1	0	0	0.3
UT-ARLINGTON	12/17/17	8		0-1	.000	0-0	.000	1-2	.500	1	4	5	1.5	3	0	1	1	0	1	0.4
at Arizona State	12/21/17	7		0-0	.000	0-0	.000	0-0	.000	0	1	1	1.4	2	0	0	0	0	0	0.3
GRAMBLING	12/28/17	5		1-2	.500	0-0	.000	1-1	1.000	2	1	3	1.6	1	0	0	0	0	3	0.6
OLE MISS	12/31/17	dnp		-	-	-	-	-	-	-	-	-	-	-	-	-	-	-	-	-
at #5/3 Mississippi State	01/04/18	3		0-0	.000	0-0	.000	0-0	.000	0	0	0	1.5	0	0	0	0	0	0	0.5
ALABAMA	01/07/18	dnp		-	-	-	-	-	-	-	-	-	-	-	-	-	-	-	-	-
at Georgia	1/11/18	4		0-0	.000	0-0	.000	1-2	.500	1	0	1	1.4	0	0	0	0	0	1	0.6
at Auburn	01/14/18	dnp		-	-	-	-	-	-	-	-	-	-	-	-	-	-	-	-	-
FLORIDA	01/18/18	2		0-1	.000	0-0	.000	0-0	.000	0	0	0	1.3	0	0	0	0	0	0	0.5
at Missouri	01/21/18	11		0-2	.000	0-0	.000	0-0	.000	1	2	3	1.4	3	0	0	1	0	0	0.5
at #9/7 South Carolina	01/25/18	11		3-4	.750	0-0	.000	1-3	.333	2	0	2	1.5	3	0	2	1	0	7	0.9
KENTUCKY	01/29/18	10		0-0	.000	0-0	.000	1-2	.500	1	0	1	1.4	4	0	1	0	0	1	0.9
at Alabama	2/4/18	dnp		-	-	-	-	-	-	-	-	-	-	-	-	-	-	-	-	-
NO. 11 TENNESSEE	02/08/18	dnp		-	-	-	-	-	-	-	-	-	-	-	-	-	-	-	-	-
MISSOURI	02/12/18	15		1-2	.500	0-0	.000	3-6	.500	0	2	2	1.5	2	0	0	1	0	5	1.2
at Kentucky	02/15/18	6		1-1	1.000	0-0	.000	1-2	.500	2	0	2	1.5	2	0	0	0	0	3	1.3
LSU	02/18/18	dnp		-	-	-	-	-	-	-	-	-	-	-	-	-	-	-	-	-
Totals		0	122	7-16	.438	0-0	.000	9-20	.450	14	13	27	1.5	27	1	5	10	1	23	1.3

Games played: 18
Minutes/game: 6.8
Points/game: 1.3
FG Pct: 43.8
FT Pct: 45.0

Rebounds/game: 1.5
Assists/game: 0.1
Turnovers/game: 0.3
Assist/turnover ratio: 0.2
Steals/game: 0.1
Blocks/game: 0.6

NOTES

- » University of Arkansas Athletic Department Academic Athletic Director's List: Fall, 2017
- » First career game as a Razorback came against Sam Houston State in the opener.
- » Played 19 minutes with four blocks and solid defense at UTEP.
- » Posted a career-best 3-for-6 performance from the free throw line against No. 13 Missouri.

CAREER STATS

Year	GP-GS	Min	Avg	Total			3-Point			F-Throw			Rebounds				PF	FO	Ast	TO	Blk	Stl	Pts	Avg
				FG	FGA	Pct	FG	FGA	Pct	FT	FTA	Pct	Off	Def	Tot	Avg								
2017-18	18-0	122	6.8	7	16	.438	0	0	.000	9	20	.450	14	13	27	1.5	27	0	1	5	10	1	23	1.3
TOTAL	18-0	122	6.8	7	16	.438	0	0	.000	9	20	.450	14	13	27	1.5	27	0	1	5	10	1	23	1.3



0-A'Tyanna Gaulden
RSo | G | 5-7



1-Raven Northcross-Baker
Jr | G | 5-7




3-Malica Monk
Jr | G | 5-5



4-Keiryn Swenson
Jr | G/F | 6-1



10-Kiara Williams
So | F/C | 6-1



12-Brenna McClure
RSo | G | 5-6



13-Grayce Spangler
Fr | G | 5-11



14-Jailyn Mason
So | G | 5-9



20-Sydney Stout
So | F | 6-0



21-Devin Cospers
Gr. | G | 5-10



22-Bailey Zimmerman
Jr | G/F | 6-0



24-Taylah Thomas
Fr | F | 6-1



30-Macy Weaver
Fr | F | 6-3



33-Chelsea Dungee
RSo | G | 5-11



Mike Neighbors
Arkansas, 1993
First Season



Lacey Goldwire
Oklahoma State, 2010
First Season



Todd Schaefer
Thomas More College, 1995
First Season



Pauline Love
Southern Miss, 2010
First Season

