



This is
BASEBALL

2018

S E A S O N


MEDIA GUIDE



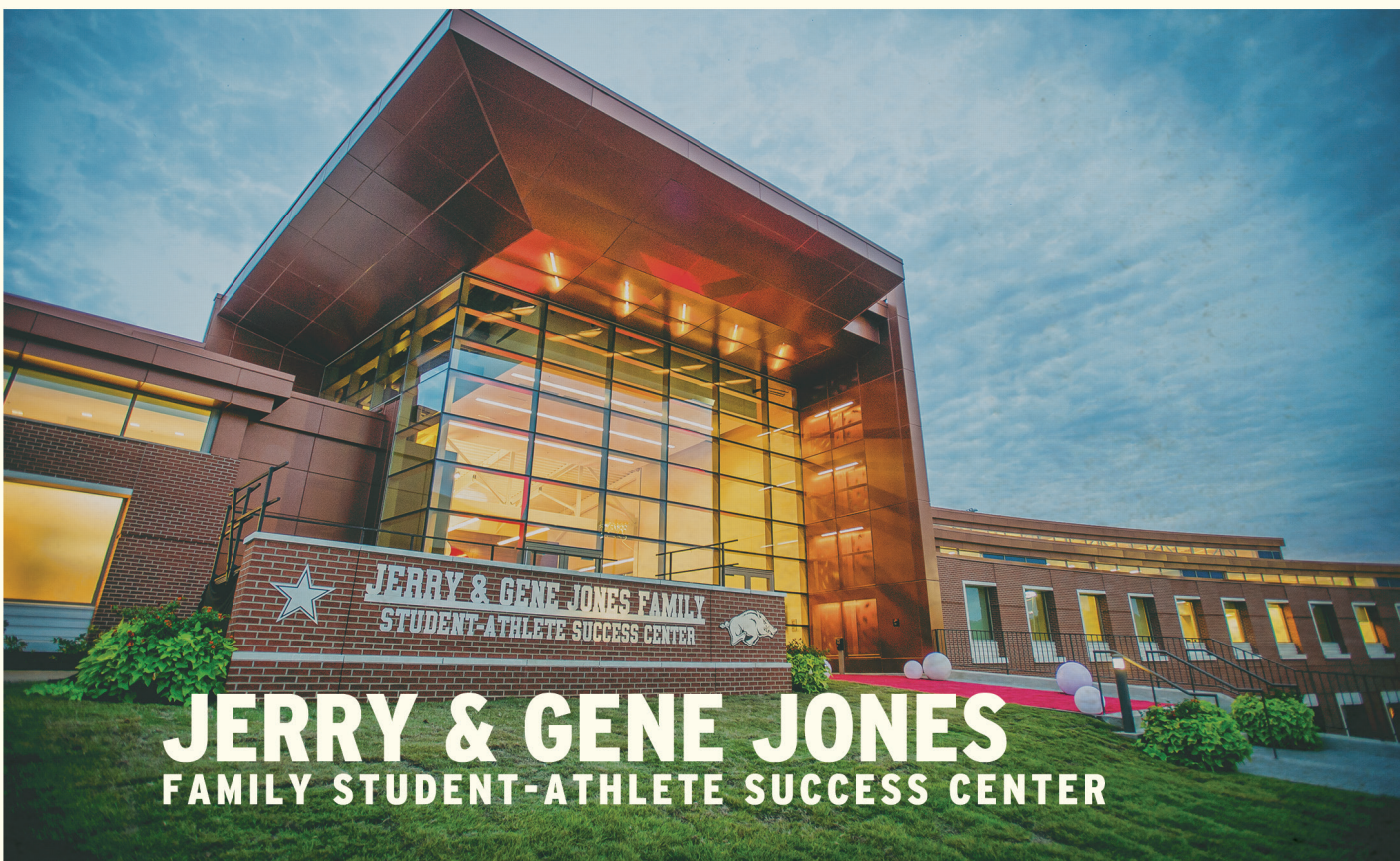
Facilities



BAUM STADIUM



FWLER
FAMILY BASEBALL AND TRACK TRAINING CENTER



JERRY & GENE JONES
FAMILY STUDENT-ATHLETE SUCCESS CENTER

Tradition

2  **CHAMPIONSHIPS**

4  **WEST TITLES**

6  **SUPER REGIONALS**

8  **APPEARANCES**

29  **TOURNAMENTS**



82% of Arkansas' all-time wins have
come under Norm DeBriyn
and Dave Van Horn

Baum after Dark



◆ **7:23 P.M.** - Chad Spanberger hits a go-ahead home run in 7th, making it 4-3.

4:55 P.M. - First pitch versus Oral Roberts

9:10 P.M. - First pitch versus Missouri State



◆ **12:33 A.M.** - Hog C

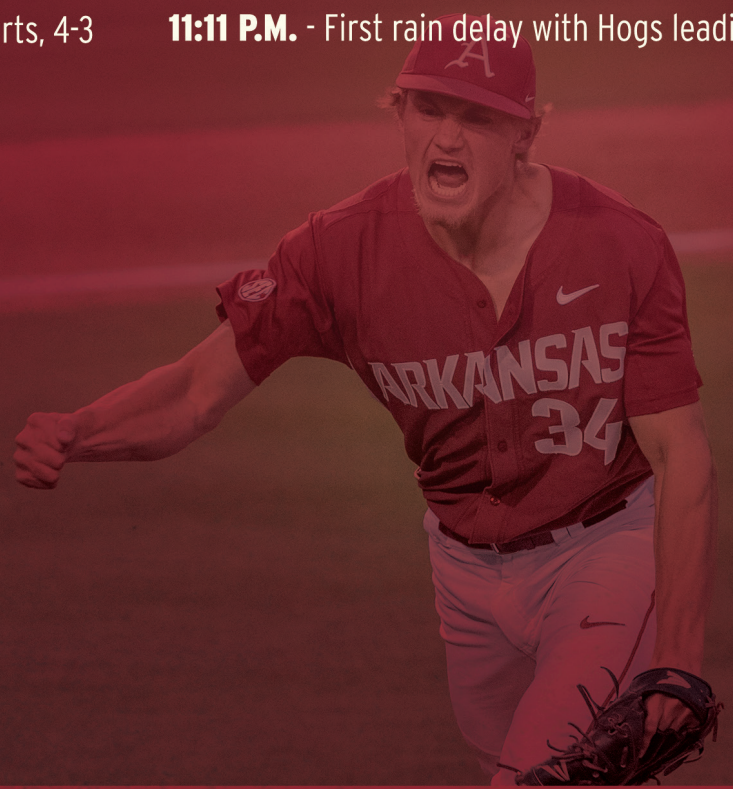
12:35 A.M. - Play res

6:35 P.M. - Eric Cole's 2 RBI double ties game at 3-3 in 5th.

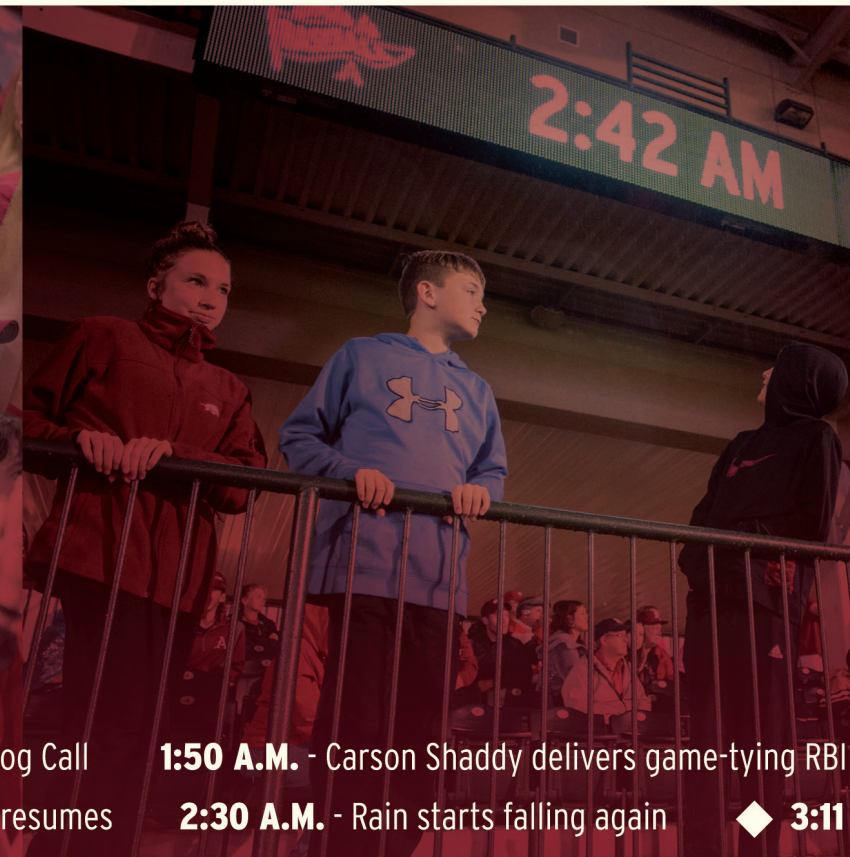
9:29 p.m. - Three-run first inning gives Arkansas earl

◆ **8:12 P.M.** - Arkansas defeats Oral Roberts, 4-3

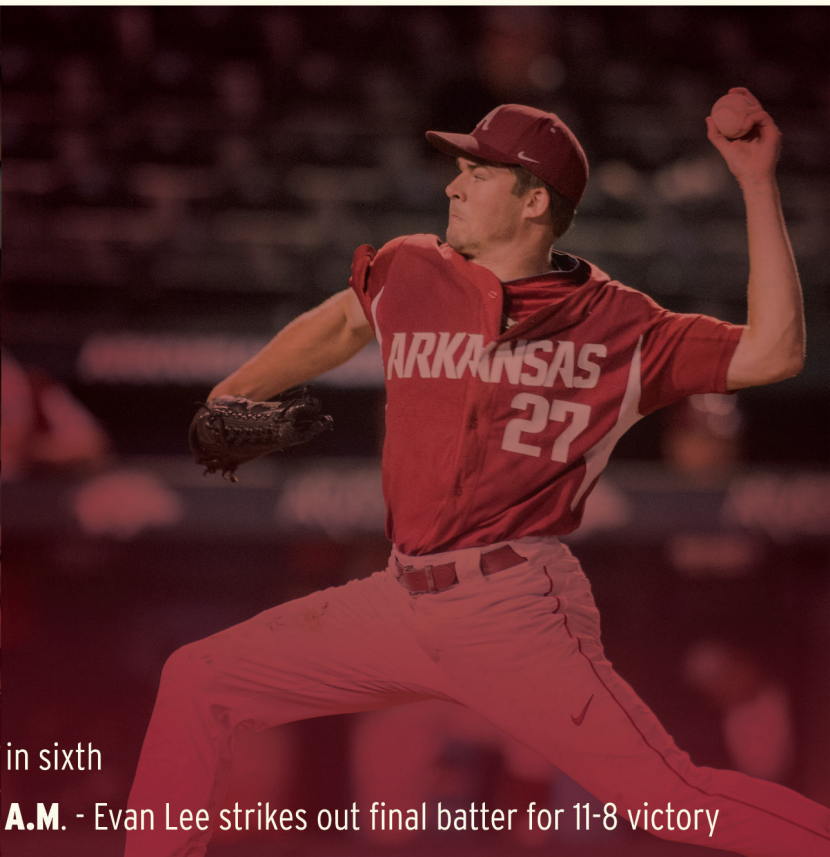
11:11 P.M. - First rain delay with Hogs leading 6-



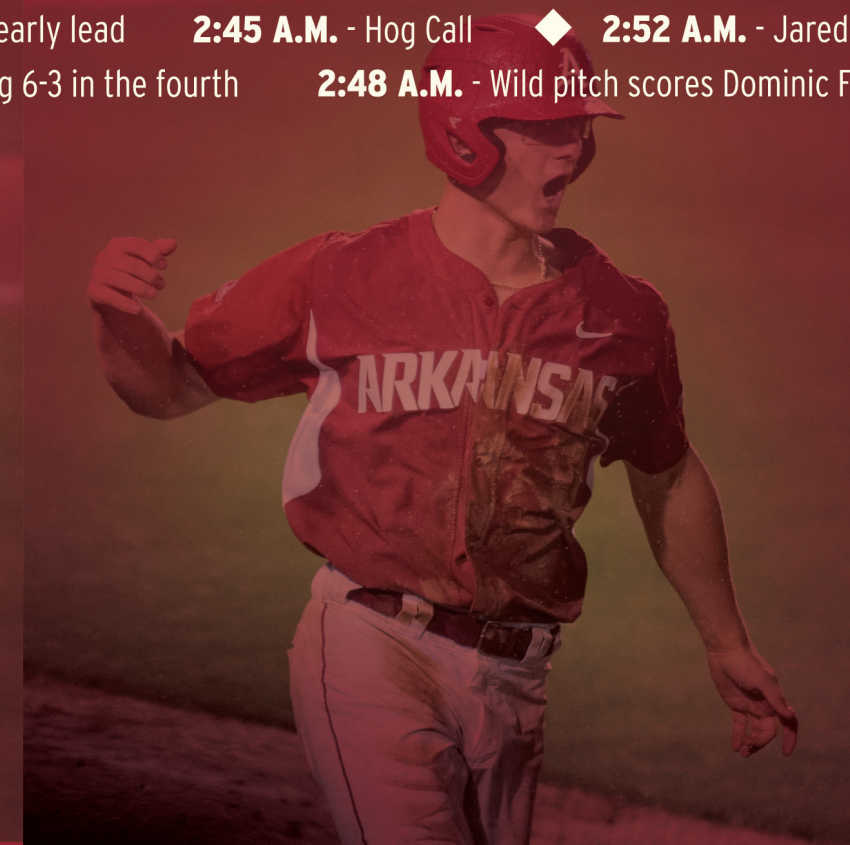
On June 4, 2017, Arkansas Baseball had one of the wildest days at the ballpark in program history. Facing elimination in the NCAA Fayetteville Regional, the Hogs needed to win two games in the same day to get to a winner-take-all regional final. What unfolded over a 10-hour span was not only memorable for the players and coaches, but also for the 3,000+ fans that stuck around through two rain delays and witnessed an exciting early morning finish.



Hog Call resumes
1:50 A.M. - Carson Shaddy delivers game-tying RBI in sixth
2:30 A.M. - Rain starts falling again ♦ **3:11 A.M.** - Evan Lee strikes out final batter for 11-8 victory



early lead
g 6-3 in the fourth **2:45 A.M.** - Hog Call ♦ **2:52 A.M.** - Jared Gates hits two-run home run, pushing Hogs ahead 11-8
2:48 A.M. - Wild pitch scores Dominic Fletcher making it 9-8 Arkansas in eighth



Pro Hogs

Dallas Keuchel

HOUSTON ASTROS

2015 CY YOUNG AWARD WINNER
2017 WORLD SERIES CHAMPION



Logan Forsythe
LOS ANGELES DODGERS



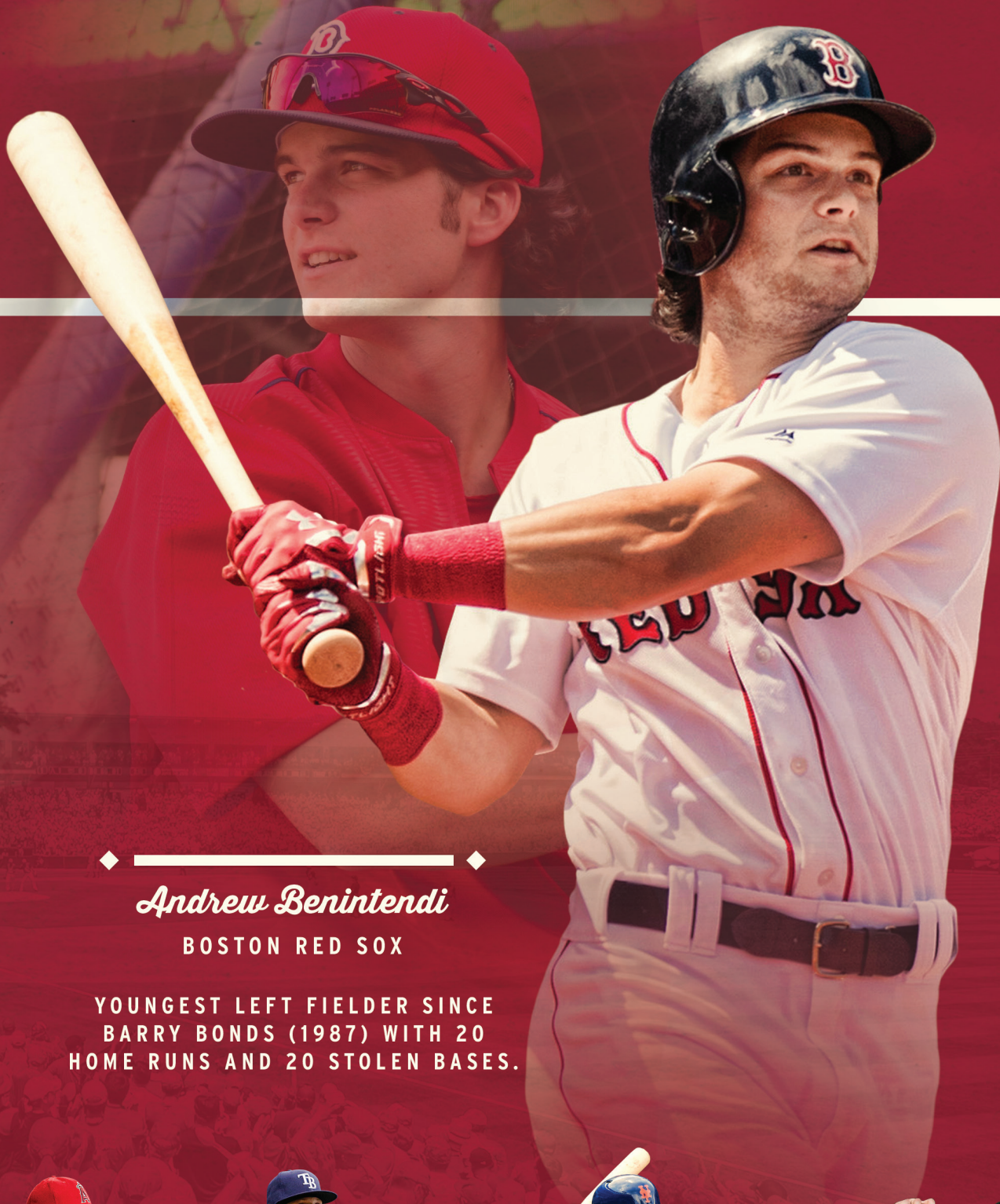
Barrett Astin
CINCINNATI REDS



James McCann
DETROIT TIGERS



Drew Smyly
CHICAGO CUBS



◆ ————— ◆
Andrew Benintendi

BOSTON RED SOX

YOUNGEST LEFT FIELDER SINCE
BARRY BONDS (1987) WITH 20
HOME RUNS AND 20 STOLEN BASES.



◆ ————— ◆
Blake Parker

LOS ANGELES ANGELS OF ANAHEIM



◆ ————— ◆
Ryne Stanek

TAMPA BAY RAYS




◆ ————— ◆
Matt Reynolds

NEW YORK METS



◆ ————— ◆
Brian Anderson

MIAMI MARLINS



ARKANSAS BASEBALL (1-9)

| | |
|------------------------|-----|
| Tradition | 1 |
| Facilities..... | 2-3 |
| Baum After Dark..... | 4-5 |
| #ProHogs | 6-7 |
| Table of Contents..... | 8 |
| Quick Facts..... | 9 |

2018 RAZORBACKS (10-79)

| | |
|-------------------------------------|-------|
| Head Coach Dave Van Horn | 11-15 |
| Assistant Coach Wes Johnson | 16-17 |
| Assistant Coach Nate Thompson | 18-19 |
| Clay Goodwin/Craig Parry | 20 |
| Support Staff..... | 21 |
| Corey Wood/Kelly Moore..... | 22 |
| Numerical Roster | 24 |
| Radio/TV Roster..... | 25 |
| Jax Biggers..... | 26-27 |
| Luke Bonfield | 28-29 |
| Isaiah Campbell..... | 30-31 |
| Eric Cole..... | 32-33 |
| Matt Cronin..... | 34-35 |
| Angus Denton..... | 36-37 |
| Dominic Fletcher | 38-39 |
| Jared Gates..... | 40-41 |
| Jack Kenley..... | 42-43 |
| Blaine Knight..... | 44-45 |
| Grant Koch | 46-47 |
| Kevin Kopps | 48-49 |
| Jacob Kostyshock..... | 50-51 |
| Evan Lee | 52-53 |
| Barrett Loseke | 54-55 |
| Jordan McFarland..... | 56-57 |
| Keaton McKinney..... | 58-59 |
| Kacey Murphy..... | 60-61 |
| Zack Plunkett | 62-63 |
| Jake Reindl | 64-65 |
| Weston Rogers..... | 66-67 |
| Cody Scroggins..... | 68-69 |
| Carson Shaddy..... | 70-71 |
| Hunter Wilson..... | 72-73 |
| Redshirts/Newcomers | 74-77 |
| RBI Girls | 78 |
| Diamond Dolls..... | 79 |

FACILITIES (80-85)

| | |
|------------------------------------|-------|
| Baum Stadium History..... | 81-83 |
| Stadium Records..... | 84 |
| Fowler Family Training Center..... | 85 |

2017 REVIEW (86-100)

| | |
|----------------------------------|-------|
| Season Review | 87-88 |
| Results | 89 |
| Game Highs..... | 90 |
| Overall Stats..... | 91 |
| SEC Stats..... | 92 |
| Game-by-Game Hitting | 93 |
| Game-by-Game Pitching | 94 |
| Defensive Starting Lineups..... | 95 |
| Game-by-Game Batting Order | 96 |
| Home Run Chart | 97 |
| Miscellaneous Stats | 98 |
| SEC Review..... | 99 |
| SEC Team Stats..... | 100 |

HISTORY & RECORDS (101-169)

| | |
|--------------------------------------|---------|
| Arkansas Baseball History | 102-104 |
| 1979 College World Series Team | 105 |
| 1985 College World Series Team | 106 |
| 1987 College World Series Team | 107 |
| 1989 College World Series Team | 108 |
| 2004 College World Series Team..... | 109 |
| 2009 College World Series Team..... | 110 |
| 2012 College World Series Team | 111 |
| 2015 College World Series Team | 112 |
| NCAA Tournament History | 113 |
| Conference Tournament History..... | 114 |
| All-Americans..... | 115 |
| All-Conference Selections..... | 116 |
| MLB Draft Picks..... | 117-118 |
| #ProHogs | 119 |
| All-Time Lettermen..... | 120-123 |
| Team Records..... | 125-128 |
| Individual Records..... | 129-130 |
| Career Batting Records..... | 131 |
| Season Batting Records..... | 132 |
| Career Pitching Records..... | 133 |

CREDITS

EDITORIAL

Arkansas Communications Department

EDITOR

John Thomas

COVER DESIGNS

A.J. Enloe

ASSISTANT EDITORS

Kevin Trainor, Patrick Pierson, David Beall,
Jeri Thorpe, Devan Lawson Mary Lynn Gibson,
Jimmy Sanchez, Taylor McGillis

PRINTING

Pittcraft Printing, Pittsburg, Kan.

PHOTOGRAPHY

Walt Beazley

CONTRIBUTING PHOTOGRAPHY

Gunnar Rathbun, Rhett Hutchins, Danny Parker,
Pete Emerson, Michael Zagaris, Ron Vesely,
Miles Kennedy, Skip Milos, Mark Cunningham,
Detroit Tigers, Boston Red Sox, Miami Marlins,
Houston Astros, Cincinnati Reds, New York Mets,
Tampa Bay Rays

All names, nicknames, logos and other indicia
referring to the University of Arkansas are
trademarks owned and protected by the university.
Any unauthorized use of the university's trademark
is strictly prohibited.

| | |
|--|---------|
| Season Pitching Records/Freshman Records.. | 134 |
| Year-by-Year Results..... | 135 |
| Record by Date | 136 |
| Year-by-Year Hitting..... | 137 |
| Year-by-Year Pitching | 138 |
| Year-by-Year Leaders..... | 139-140 |
| Arkansas vs. All Opponents | 141 |
| Game-by-Game Series Results..... | 142-158 |
| All-Time Results..... | 159-169 |

THE UNIVERSITY (170-188)

| | |
|---|---------|
| Razorback Communications..... | 171 |
| Razorback Sports Properties | 172 |
| The Southeastern Conference | 173 |
| 2018 SEC Tournament | 174 |
| University of Arkansas..... | 175-178 |
| Chancellor Dr. Joseph E. Steinmetz..... | 179 |
| Faculty Representative Gerald Jordan..... | 179 |
| University Leadership | 180 |
| Director of Athletics Hunter Yurachek | 181-182 |
| Senior Staff..... | 183 |
| Head Coaches | 184 |
| Baseball Support Staff | 185 |
| Razorback Foundation, Inc..... | 186 |
| Best Place to Live in the SEC | 188 |

GENERAL INFORMATION

| | |
|--------------------------------|--|
| Location..... | Fayetteville, Arkansas |
| Founded..... | 1871 |
| Enrollment..... | 27,558 |
| Nickname..... | Razorbacks |
| School Colors..... | Cardinal (PMS 201) and White |
| Conference..... | Southeastern (Western Division) |
| System President..... | Dr. Donald R. Bobbitt (Arkansas, 1980) |
| Chancellor..... | Dr. Joseph E. Steinmetz (Central Michigan, 1977) |
| Athletic Director..... | Hunter Yurachek (Guilford College, 1990) |
| Faculty Athletic Rep..... | Gerald Jordan (Arkansas, 1970) |
| Athletics Website..... | ArkansasRazorbacks.com |
| Ticket Office Phone..... | 1-800-982-HOGS |
| Athletic Department Phone..... | (479) 575-6533 |

BAUM STADIUM

| | |
|-----------------------|--|
| Home Facility..... | Baum Stadium at George Cole Field |
| Capacity..... | 10,737 (8,237 Chairbacks) |
| Largest Crowd..... | 12,167 vs. Missouri State (June 6, 2015) |
| Stadium Opening..... | April 13, 1996 |
| Dedication..... | May 3, 1996 |
| Field Dimensions..... | LL - 320, LC - 375, CF - 400, RC - 365, RL - 320 |
| Surface..... | Grass |

COACHING STAFF

| | |
|--|---|
| Head Coach..... | Dave Van Horn (Arkansas, 1988) |
| Record at Arkansas..... | 595-343 (15 seasons, .634) |
| Overall Division I Record..... | 915-500 (23 seasons, .647) |
| Overall as a Head Coach..... | 1,180-583 (29 seasons, .670) |
| Van Horn's DI Postseason App. (Total/at UA)..... | 18/14 |
| Van Horn's College World Series Appearances..... | 6 (Neb: 2001, 2002; Ark: 2004, 2009, 2012, 2015) |
| Assistant Coach/Recruiting Coordinator..... | Nate Thompson (Dallas Baptist, 2006) |
| Pitching Coach..... | Wes Johnson (Arkansas-Monticello, 1994) |
| Volunteer Assistant Coach..... | Craig Parry (South Dakota State, 2008) |
| Volunteer Coach..... | Colby Suggs |
| Student Asst. Coaches..... | Jake Arledge, Harrison Heffley |
| Dir. of Baseball Operations..... | Clay Goodwin (Arkansas, 2005) |
| Athletic Trainer..... | Corey Wood (East Carolina, 2008) |
| Strength & Conditioning..... | Blaine Kinsley (Lenoir-Rhyne, 2010) |
| Video Coordinator..... | Zach Barr |
| Managers..... | Sean O'Neil Cale Petrie Hayden Sutton Chandler Tolbert |

HISTORY

| | |
|--|--|
| First Year of Arkansas Baseball..... | 1897 |
| Years of Varsity Baseball at Arkansas..... | 95 (1897, 1901-03, 05, 08-16, 19-20, 22-29, 47-17) |
| All-Time Program Record..... | 2,148-1,363-6 (.611) |
| All-Time Conference Record/Years..... | SEC: 379-371 (.505)/26 SWC: 264-205 (.563)/24 Combined: 643-576 (.527)/50 |
| Conference Titles/Years..... | SEC Overall: 2/1999, 2004 SEC Western Division: 4/1999, 2004, 2007, 2011 SWC: 2/1989, 1990 |
| Conference Tournament Record/Years..... | SEC: 31-39 (.443)/22 SWC: 18-25 (.419)/14 Combined: 49-64 (.434)/36 |
| Conference Tournament Titles/Years..... | SEC: None SWC: 1/1985 |
| NCAA Postseason Appearances..... | 29 (1973, 79-80, 83, 85-90, 95-96, 98-99, 2002-15, 2017) |
| NCAA Postseason Record..... | 74-63 (.540) |
| College World Series Appearances..... | 8 (1979, 1985, 1987, 1989, 2004, 2009, 2012, 2015) |
| College World Series Record..... | 11-16 (.407) |
| NCAA Super Regional Appearances..... | 6 (2002, 2004, 2009, 2010, 2012, 2015) |
| NCAA Super Regional Record..... | 9-6 (.600) |
| NCAA Regional Appearances..... | 28 |
| NCAA Regional Record..... | 54-41 (.568) |
| Overall NCAA Regional Hosts..... | 6 (1999, 2004, 2006, 2007, 2010, 2017) |
| Best NCAA Finish..... | 1979 National Runner-up |

TEAM INFORMATION

| | |
|--|---------------------------|
| 2017 Overall Record..... | 45-19 |
| Home..... | 30-8 |
| Away..... | 10-7 |
| Neutral..... | 5-4 |
| SEC Record..... | 18-11 |
| SEC Tournament..... | 3-2 |
| SEC Finish..... | 2nd, SEC Western Division |
| Postseason..... | 3-2 |
| Lettermen Returning/Lost..... | 22/11 |
| Position Starters (including DH) Returning/Lost..... | 11/4 |
| Pitchers Returning/Lost..... | 11/5 |
| Newcomers..... | 16 |

TOP RETURNING PLAYERS

| | | | |
|------------------|-----|-------|---|
| Jax Biggers | SS | Jr. | .338 BA, 72 H, 14 2B, 4 3B, 4 HR, 37 RBI |
| Luke Bonfield | OF | Jr. | .294 BA, 73 H, 9 2B, 1 3B, 9 HR, 49 RBI |
| Eric Cole | OF | Jr. | .282 BA, 58 H, 12 2B, 0 3B, 5 HR, 25 RBI |
| Dominic Fletcher | OF | So. | .291 BA, 64 H, 7 2B, 1 3B, 12 HR, 37 RBI |
| Grant Koch | C | Jr. | .264 BA, 62 H, 14 2B, 1 3B, 13 HR, 42 RBI |
| Carson Shaddy | INF | R-Sr. | .279 BA, 62 H, 10 2B, 2 3B, 8 HR, 40 RBI |

TOP RETURNING PITCHERS

| | | | |
|-----------------|-----|-------|------------------------------------|
| Isaiah Campbell | RHP | R-So. | 0-0, 40.50 ERA, 0.2 IP, 1 K, 0 SV |
| Matt Cronin | LHP | So. | 3-1, 2.00 ERA, 18.0 IP, 31 K, 1 SV |
| Blaine Knight | RHP | Jr. | 8-4, 3.28 ERA, 90.2 IP, 96 K, 0 SV |
| Kacey Murphy | LHP | Jr. | 5-1, 3.65 ERA, 49.1 IP, 68 K, 0 SV |
| Jake Reindl | RHP | Jr. | 4-1, 2.31 ERA, 50.2 IP, 49 K, 3 SV |

TOP NEWCOMERS

| | | | |
|------------------|---------|-----|---------------------------------------|
| Caleb Bolden | RHP | Fr. | Texarkana, Texas (Pleasant Grove HS) |
| Bryce Bonnin | RHP/INF | Fr. | Mont Belvieu, Texas (Barbers Hill HS) |
| Heston Kjerstad | OF | Fr. | Amarillo, Texas (Randall HS) |
| Casey Martin | INF | Fr. | Lonoke, Ark. (Lonoke HS) |
| Eason Murrell | INF | Fr. | Prosper, Texas (Prosper HS) |
| Jackson Rutledge | RHP | Fr. | St. Louis, Mo. (Rockwood Summit HS) |



Arkansas' 45 wins in 2017 was a 19-game turnaround from the 2016 season, the largest turnaround in school history.



COACHING STAFF



2 DAVE VAN HORN

**Head Coach • 16th Season At Arkansas • 4 SEC Championships
6 Career CWS Appearances • 18 Career NCAA Appearances**

After 15 years as head coach of the Razorback Baseball program, Dave Van Horn has continued to elevate Arkansas into one of the nation's premier teams year in and year out. Over his 15 seasons as head Hog, Van Horn has led Arkansas to four College World Series appearances, 14 NCAA Tournament berths, one Southeastern Conference overall title, three SEC Western Division championships and a total of 595 wins, averaging nearly 40 wins a season.

Ever since returning to his alma mater in 2003 to take over for retiring SEC legend Norm DeBriyn, Van Horn has continued to successfully field nationally competitive teams, while also grooming numerous All-Americans, all-conference and future Major League players.

Under his guidance, 20 Razorbacks have been named All-Americans, 26 as All-SEC players, and 90 have been picked in the MLB Draft. Those draft picks are the third-most among all active head coaches in the SEC.

Van Horn is the second-winningest coach in Arkansas history with 595 wins entering the 2018 season. With five more victories, he will become just the second active SEC head coach with 600 or more victories at their current school.

Including his years at Nebraska, Northwestern State and Central Missouri State, Van Horn has racked up 966 wins at four-year institutions, which is 18th-most among all active coaches. With 34 more victories, he will become one of 12 active coaches with 1,000 or more wins at four-year schools.

The highly decorated coach has both individual and team honors throughout his 29-year coaching resume, beginning at Texarkana (Texas) Community College all the way through the present. Individually, he has been named national coach of the year twice, regional coach of the year twice and conference coach of the year four times. His teams have made six College World Series appearances, won five outright conference championships, a Division II National Championship and made 17 trips to the NCAA Tournament in the last 18 years. Van Horn is one of only 11 coaches in NCAA history to lead two programs to the College World Series.

Since joining the Razorbacks as head coach, Van Horn has led his teams to an SEC Championship, three SEC Western Division titles, 15 NCAA Tournament berths and four College World Series appearances. His players have earned 20 All-America honors, 26 All-SEC nods, 109 SEC Academic Honor Roll spots and 13 Academic All-District accolades. Not resting on his laurels, Van Horn has kept his competitive juices flowing as he seeks to bring a national championship to his alma mater.

Not only have his players flourished in collegiate baseball, but several have gone on to solid professional baseball careers. More than 100 former players have signed professional contracts, including former Razorback standouts Dallas Keuchel, James McCann, Andrew Benintendi, Logan Forsythe, Drew Smyly, Brett Eibner, Craig Gentry, Mike Bolsinger, Zack Cox, and Jess Todd.

At the end of the 2014 season, Bolsinger (Dodgers), Forsythe (Rays), Keuchel (Astros), McCann (Tigers) and Smyly (Rays) were all playing at the big league level. Keuchel became the second Razorback to win a Cy Young Award when he won the AL Cy Young Award following a spectacular 2015 season and won his first World Series with the Astros in 2017.

Benintendi, another Van Horn pupil that has taken the MLB scene by storm, shows the caliber of players coming out of Arkansas isn't slowing down. After a meteoric rise through the minor league ranks, Benintendi has already played in two postseasons with the Boston Red Sox and finished second in the American League Rookie of the Year voting last year. The former Hog hit 20 home runs and stole 20 bases to become the youngest left fielder to achieve the feat since Barry Bonds in 1987. He was also the third Red Sox rookie to have that kind of campaign, joining Normal Garciaparra and Ellis Burks.

Van Horn was successful from the moment he took over the program from legendary head coach Norm DeBriyn in 2003. During his first season, Van Horn guided his inaugural squad to both the SEC and NCAA Tournaments. His team was ranked in all four major baseball polls throughout the year and picked up series wins at No. 6 South Carolina and No. 5 Auburn.

The success of the program and Van Horn's no-nonsense approach to his team has endeared him to the Razorback faithful. The Arkansas fan base has grown steadily since Van Horn was given the reins of the program and three renovations have been completed at Baum Stadium since his arrival to accommodate the growing numbers.

For the 13th-straight year, Arkansas placed in the top five of the nation in total and average attendance after the 2017 season. With 8,269 fans per game over 35 home dates, a total of 289,421 fans visited Baum Stadium, good for second in the country.

Baum Stadium, already one of the nicest collegiate baseball parks in the nation, has grown with the addition of nearly 5,000 chair back seats, 32 luxury boxes and now has a capacity of 10,737. Prior to the 2016 season, a 71 by 25 + foot videoboard was installed to dramatically improve in-game experience and is one of the largest videoboards in the country.



DAVE VAN HORN

One of the things that Van Horn is known for is recruiting fundamental players and molding them into the stars of tomorrow. In his first season with Arkansas, only two Razorbacks were taken in the Major League Baseball first year player draft. That number has grown significantly over the years with a school-record 11 players being drafted in the 2013 MLB Draft. Five of Arkansas' stars, Nick Schmidt (2007), Logan Forsythe (2008), Zack Cox (2010), Ryne Stanek (2013) and Andrew Benintendi (2015) were selected in the first round of the draft and 34 players have been picked in the first 10 rounds since he took over, with Trevor Stephan (3rd round, New York Yankees), Chad Spanberger (6th round, Colorado Rockies), Cannon Chadwick (9th round, New York Mets), and Dominic Taccolini (10th round, San Diego Padres) all going in the top 10 rounds in the 2017 draft.

A year after missing the NCAA Tournament for the first time since becoming head coach at Arkansas, Van Horn was determined to not only right the ship in 2017, but return to the high level of success that the Razorbacks have enjoyed for decades.

A 19-game turnaround translated to a 45-win season for the Razorbacks, their seventh 40-win season in the last 10 years. Arkansas also hosted an NCAA Regional for the first time since 2010, reaching the final game against Missouri State in what was the sixth regional ever played at Baum Stadium.

A pivotal part of the season that led to that regional host came in the final month at the SEC Tournament. After multiple delays led to Arkansas not even playing its first game until two days after the scheduled date, the Hogs battled back from a first round loss to Mississippi State to run the table and reach the tournament final for the first time since 2007 and fourth time in school history.

The tournament turned out to be the Chad Spanberger show as he earned tournament MVP honors with two multi-home run games and tournament single-game records for home runs (3 vs. Auburn) and RBIs (7 vs. Auburn). In the five games of the tournament, Spanberger led all players with 10 RBIs, three doubles, five home runs, and 26 total bases.

Arkansas led all SEC teams during the season and finished tied for ninth in the nation with 83 home runs. Spanberger led the team with 20 home runs, good for second in the SEC and ninth in the nation. He was just the sixth player in program history to hit 20 or more home runs in a single season.

Across the board, Arkansas' hitters were among the best in the country in 2017. Joining Spanberger, catcher Grant Koch (13), and outfielder Dominic Fletcher (12) also hit 10 or more home runs making Arkansas one of two teams in the SEC to have three players with 10 or more home runs. For Fletcher, his 12 home runs were just one less than the Arkansas freshman record for home runs in a season as he not only earned an SEC All-Freshman Team nod, but was also named a Freshman All-American by the National College Baseball Writer's Association (NCBWA) and Baseball America.

With the monstrous final month performance by Spanberger, he joined five other Razorbacks that were drafted in the 2017 MLB First-Year Player Draft. Trevor Stephan (3rd round, New York Yankees) led the class, followed by Spanberger (6th round, Colorado), Cannon Chadwick (9th round, New York Mets), Dominic Taccolini (10th round, San Diego), Blaine Knight (29th round, Texas), and Josh Alberius (36th round, Miami). Knight opted to return to Fayetteville for his junior season.

The 2015 season might have been one of the most memorable in Razorback history. Arkansas rebounding from a 15-15 record on April 4 to win 18 of their final 25 regular season games and surge into postseason play. After going 2-2 in the SEC Tournament, the Hogs became one of five teams in the country to advance to 14 consecutive NCAA Tournaments, claiming the No. 2 seed in the Stillwater Regional hosted by Oklahoma State.

In what is likely Van Horn's best coaching job in his 27-year career, the Razorbacks went 3-0 in the Stillwater Regional and came back home to host the second Super Regional in program history, knocking off Missouri State in three games for the most improbable College World Series appearance in Arkansas' storied history. Van Horn made his sixth trip to Omaha, including his fourth as the Razorback skipper. He currently has the second-most College World Series appearances among all head coaches in the SEC.

During the run to Omaha, sophomore outfielder Andrew Benintendi put together arguably the finest season in Razorback history. Benintendi became the first Arkansas player to win the Golden Spikes Award, given annually to the nation's best amateur player. He also won the Dick Howser Trophy and was named Baseball America Player of the Year and Collegiate Baseball Player of the Year as the nation's best collegiate player.

Benintendi became just the third player in SEC history to lead the league in home runs and batting average as he joined Rafael Palmeiro (Mississippi State, 1984) and Jeff Abbott (Kentucky,

1994) as the only players in conference history to accomplish the feat. He became the first player in school history to lead the nation in home runs (20) and became the first Division I player since 2009 to hit 20 home runs and steal 20 bases in one season. His historic season was capped by being selected No. 7 overall by the Boston Red Sox in the 2015 MLB Draft, the highest a Razorback has been drafted since Jeff King went No. 1 overall in 1986.

The 2015 Razorbacks finished 40-25, the sixth time in the past seven seasons that Arkansas won 40 or more games. Four players were selected in the MLB Draft, including Benintendi, and four Razorbacks earned conference honors. Benintendi was named the SEC Player of the Year while relief pitcher Zach Jackson was named First Team All-SEC, third baseman Bobby Wernes earned SEC All-Defensive Team honors and right-handed pitcher Keaton McKinney was named to the SEC All-Freshman Team.

The Razorbacks finished 2015 at No. 2 in the country in average attendance for the third straight year with 8,290 fans per game. The 12,167 fans that attended the June 6 Super Regional game against Missouri State was the largest crowd in stadium history and the third-largest Super Regional crowd in NCAA history. Arkansas also set school records for actual attendance and tickets sold for a single game during the 2015 season.

In 2014, Van Horn led the Razorbacks to their 13th consecutive NCAA Tournament, making the program one of seven teams in the country to advance to the NCAA Tournament each of the last 13 seasons. Arkansas surged into the SEC Tournament as the No. 7 seed after winning six of its final seven regular season games. The Razorbacks made plenty of noise in Hoover, defeating Texas A&M in the opening round, before knocking off No. 10 Ole Miss twice and advancing to the semifinals against LSU.

Arkansas then received an at-large bid to the NCAA Charlottesville Regional as the No. 2 seed and defeated Liberty and Bucknell to advance to the program's sixth-straight regional final, but the Razorbacks saw their season come to an end against Virginia, who finished as the National Runner-up in Omaha.

Arkansas continued to push its best talent to the next level following the season, as six players were taken in the 2014 Major League Baseball First-Year Player Draft, with five of those signing professional deals.

Following the 2014 season, Van Horn's coaching duties were far from finished as he became the manager of the USA Baseball Collegiate National Team. Leading the best collegiate players in the country against some of the top teams in the world, Van Horn and Team USA battled Chinese Taipei in a five-game series, Japan in a three-game set and made trips to The Netherlands and Cuba. The squad finished with an overall record of 18-8-2 and captured the Haarlem-Honkbal Week Championship in The Netherlands after defeating Japan 6-3 in the title game. It was the second time Van Horn donned the Stars and Stripes in his coaching career, as he served as an assistant coach on the Collegiate National Team in the summer of 2011.

Arkansas finished the 2013 season with a 39-22 record and an 18-11 mark in SEC play. The Razorbacks' 18 wins in league play were the most since 2010 and Arkansas won seven of 10 conference series for the first time since the 2004 season. The Razorbacks reached the regional final of the NCAA Manhattan Regional. After dropping the opening game of the regional to Bryant, Arkansas bounced back with victories over Wichita State and Bryant before falling to host school Kansas State in the regional championship.



DAVE VAN HORN

Following the season, Arkansas set a school record with 11 players taken in the 2013 Major League Baseball First-Year Player Draft. The 11 players drafted also was the most in the country, as 10 of those went on to sign professional contracts.

For the third time in his Arkansas tenure, Van Horn guided the Razorbacks to Omaha and the College World Series in 2012. Arkansas used a dominant pitching staff, timely hitting and strong defense to win the Houston Regional and Waco Super Regional to advance to the seventh College World Series in program history. The Razorbacks won their first two games of the College World Series and finished in a tie for third, equaling the second-best finish to a season in school history. Arkansas finished the season with a 46-22 record, the most wins for UA under Van Horn and the sixth-highest single-season win total in school history. The Razorbacks also won 40 games for the fourth straight season and for the 18th time in program history. Arkansas finished the season ranked in the top six in all four of the major college baseball polls, including a No. 3 national ranking in the USA Today/ESPN Coaches Poll, the NCBWA poll and the Collegiate Baseball poll.

Arkansas had a knack for winning the close games in 2012. The Razorbacks played 32 games decided by one or two runs and went 19-13 in those games. Arkansas was 14-9 in one-run games during the 2012 season and had a streak of seven straight one-run victories late in the season. Six of the Razorbacks' seven wins in the NCAA Tournament were by one run, including a pair of 1-0 victories.

Van Horn reached a milestone as the Razorback head coach in 2012 as he earned his 400th win at Arkansas during UA's NCAA Tournament run. Van Horn's 400th win was a significant one as it came against Rice in the Houston Regional. The 1-0 victory over the eighth-ranked Owls put the Razorbacks in the driver's seat of the regional, which they would eventually win with a 5-1 win over Sam Houston State.

In what many people saw as a rebuilding season in 2011, Van Horn guided the Razorbacks to the program's fourth SEC Western Division championship and to the NCAA Tournament. After posting a 38-20 overall record through the SEC Tournament, the Razorbacks were sent to the NCAA Tempe Regional hosted by Arizona State. After dropping its opening game of the regional, Arkansas rallied to reach the regional championship game before eventually falling to the Sun Devils. Arkansas finished the season with a 40-22 record and closed the season ranked in the top 25 of every major poll with an RPI of 14.


Van Horn led Arkansas to the NCAA Tournament for the ninth consecutive year in 2010. The Razorbacks also reached the Super Regional round in back-to-back years for the first time in program history. On the strength of a 40-18 record after the SEC Tournament, the Razorbacks were selected to host an NCAA Regional for the fifth time in school history. Arkansas advanced to the Super Regionals with a 7-2 victory over Washington State in a winner-take-all regional championship game. In the Super Regionals, the Razorbacks went toe-to-toe with the tournament's top seed, Arizona State, on its home field. Arkansas lost a pair of 12-inning heartbreakers to finish the season with a 43-21 record.

Van Horn achieved three coaching milestones during the 2010 regular season. The Razorback skipper picked up his 300th win at Arkansas on April 9 in an 8-3 win over Mississippi State. On February 27 in a 10-8 win over Troy, Van Horn earned his 600th win as a Division I head coach. He recorded career win No. 900 on May 21 in a 4-3 victory at Vanderbilt.

For the second time in his Razorback coaching career, Van Horn and his team made the ultimate postseason push and collected the program's sixth trip to Omaha for the 2009 College World Series. Rebounding from a late-season slump, Arkansas advanced to the semifinals of the SEC Baseball Tournament, before earning its eighth-consecutive berth into an NCAA Regional. Supported by their fans, the Razorbacks hit the road and swept their way through the Norman Regional and Tallahassee Super Regional, besting Washington State and national seeds Oklahoma and Florida State along the way. In Omaha, Arkansas won two games and tied for a third-place national finish, equaling the 1985 team for the second-best finish in program history.

The 2009 regular season had its share of highlights, too. The Razorbacks jumped out to an 8-0 start in SEC play for the first time in program history. The club achieved another first when Collegiate Baseball released its April 6 poll with Arkansas ranked No. 1, the first top ranking by any publication in program history. Arizona State was also ranked No. 1 the same week in a different poll and were coming to Fayetteville for a pair of midweek games, marking the first No. 1 vs. No. 1 matchup at Baum Stadium. Arkansas solidified its top billing by knocking off the Sun Devils in both games.

In the finale against Arizona State, the Razorbacks had the support of a then-Baum Stadium-record 11,014 fans. That number is a significant reminder of the traditionally strong attendance figures for the Arkansas baseball team. In 2009, the Razorbacks finished No. 2 in national attendance with an average of 7,906 fans per game.



Hitting was the focal point in some seasons, while pitching dominated in others, but Van Horn knows that to accomplish his ultimate goal it takes a total team effort. In 2007, Arkansas won the Razorbacks' third SEC Western Division title, when they went 18-12 in league play. The Razorbacks were 43-21 overall, hosted their fourth NCAA Regional and finished the season No. 18 in the final Collegiate Baseball rankings.

That team was one of Van Horn's best in terms of individual pitching prospects. Two-time first-team All-American Nick Schmidt was taken by the San Diego Padres in the first round of the MLB Draft (No. 23 overall). Right-handers Jess Todd and Duke Welker were each taken in the second round by St. Louis and Pittsburgh, respectively. Todd also earned second-team All-America honors.

Schmidt's success on the mound was a continuation of his 2006 season, when the lefty was named the SEC Pitcher of the Year by the league coaches. The Razorbacks went 39-21 that season and hosted another NCAA Regional.

A hot start to the 2005 season had the Razorbacks ranked as high as No. 5 nationally as they opened the year 20-2, but a rash of bad luck sidetracked what was shaping up to be a magical year. Despite the setbacks, the Razorbacks did come just a breath away from pulling one of the nation's biggest upsets as it won its first two games at the NCAA Austin Regional. Arkansas would go all the way to the final game of the regional before losing to eventual national champion Texas.

Arkansas' 2004 season was one for the history books as the Razorbacks won 45 games, shared the SEC regular-season title, hosted NCAA Regional and Super Regional games and made its fifth appearance at the College World Series. The following all came true despite the Razorbacks getting picked to finish last in the SEC's Western Division by the league coaches. Along the way, Arkansas won 19 SEC games, swept a weekend series in Baton Rouge, Louisiana against No. 2 LSU and dispatched a tough Florida State team in the Super Regional in two games. The Razorback sweep of LSU was the first time since 1988 that the Tigers had been swept at home by a conference opponent. The Razorback accomplishments led to a top 10 finish in all four major collegiate baseball polls, including a No. 6 ranking by Baseball America.

Prior to taking the helm of the Arkansas program on June 21, 2002, Van Horn enjoyed a very successful five-year run as the head coach at the University of Nebraska. In a short period of time, he built a once-fledgling program into a national powerhouse. Prior to his arrival, the Cornhuskers had made just four postseason appearances in 108 years of baseball history. With their new skipper on the bench, Nebraska went to four NCAA Tournaments and two College World Series.

DAVE VAN HORN

During his stint with Nebraska, Van Horn amassed a 214-92 (.699) record, won three consecutive Big 12 Tournament titles and earned Nebraska's first regular-season conference title in 51 years. He was twice named the American Baseball Coaches Association's Midwest Region Coach of the Year and posted back-to-back 50-win seasons in 2000 and 2001. In his second season with Nebraska, Van Horn guided his club to its first NCAA Tournament berth in 18 years after it won the Big 12 Tournament, its first title of any kind in nearly 50 years.

Similar to what he has done at Arkansas, Nebraska's players shined with Van Horn at the helm. The Cornhuskers had at least one player named a finalist for national player of the year honors in three seasons including a pair of Dick Howser Award Finalists. Seven players were named first-team All-America and 26 earned All-Big 12 accolades including a school-record nine in 2000. The Cornhuskers also excelled in the classroom with 30 Phillips 66 Academic All-Big 12 selections (21 first-teamers) and seven players named academic all-district.

Prior to his move to Nebraska, Van Horn coached three seasons with Northwestern State in Natchitoches, Louisiana, his first foray as a head coach in Division I. He went 106-65 (.620) in those three seasons and won two Southland Conference regular-season titles (1995 and 1997). Each title also earned him Southland Conference Coach of the Year honors.

Van Horn spent one season at the Division II level, coaching Central Missouri State in 1994, and his effects there were awe-inspiring. Taking the reins of the program with just six weeks of preparation before the season, the Mules got off to a quick start by winning 12 of their first 13 games and eventually put together a 21-game winning streak. CMSU won the MIAA Conference Championship and the tournament title before eventually dominating at the NCAA Championships to win the school's first national championship. In 2000, Central Missouri honored Van Horn and his 1994 team by inducting them into the Central Missouri State Hall of Fame.

The storied career of Van Horn as a head coach began with a humble start at Texarkana (Texas) Community College in 1989. In five seasons with the Bulldogs, Van Horn guided Texarkana to a 214-72 (.748) record. He set records for single-season wins in four of his five seasons, beginning with his first, and guided his 1992 squad to the NJCAA Texas Eastern Conference Championships. Prior to his first stint as a head coach, Van Horn worked with the man he replaced at Arkansas, DeBriyn, for four seasons as a graduate assistant, assisting the Razorbacks to a pair of College World Series. Arkansas was 184-71-1 (.721) while he was a GA and made the NCAA Regional Tournament in each of his four seasons.

Van Horn's playing career was spent in the infield, where he was a highly touted player. Two seasons at McLennan (Texas) Community College earned him All-America, Region 5 Player of the Year, all-conference and all-region honors. The standout defensive third baseman was drafted by the Chicago White Sox, but instead Van Horn transferred to Arkansas.

In one year with the Razorbacks, Van Horn earned All-Southwest Conference honors as well as the team's most valuable player and SWC Newcomer of the Year accolades. Following his junior year, the Atlanta Braves selected Van Horn in the 10th round of the 1982 draft. Van Horn would spend three seasons with the Braves organization before returning to Fayetteville to begin his coaching career.

Van Horn is married to the former Karen Lee. The couple has two daughters, Hollan and Mariel.



The Van Horn Family (L to R): Dave, Karen, Mariel, Hollan Clark, and Jacob Clark.

THE DAVE VAN HORN FILE

PERSONAL

Born: Sept. 17, 1960
Hometown: Kansas City, Mo.
Alma Mater: Arkansas (1988)
Masters of Science: East Texas State Univ. (1992)
Wife: Karen
Daughters: Hollan, Mariel
Named Head Coach at Arkansas: June 21, 2002

COACHING HISTORY

| | |
|--------------|-------------------------------------|
| 2003-Present | Arkansas (Head Coach) |
| 1998-2002 | Nebraska (Head Coach) |
| 1995-1997 | Northwestern State (Head Coach) |
| 1994 | Central Missouri State (Head Coach) |
| 1989-1993 | Texarkana CC (Head Coach) |
| 1985-1988 | Arkansas (Graduate Assistant) |

PLAYING HISTORY

| | |
|-----------|--|
| 1982-1984 | Atlanta Braves Organization |
| 1982 | MLB Draft: 10th Round (Atlanta Braves) |
| 1982 | Arkansas |
| 1980-1981 | McLennan (Texas) Community College |

HEAD COACH BY THE NUMBERS

| | |
|--------------------|---------------------------------------|
| 1,180-583 (29 Yrs) | Overall Record as Head Coach |
| 966-511 (24 Yrs) | Overall Four Year College Record |
| 915-500 (23 Yrs) | Overall D1 Record |
| 595-343 (15 Yrs) | Record at Arkansas |
| 214-92 (5 Yrs) | Record at Nebraska |
| 106-65 (3 Yrs) | Record at Northwestern State |
| 51-11 (1 Yr) | Record at Central Missouri State |
| 214-72 (5 Yrs) | Record at Texarkana Community College |

COACHING HONORS

| | |
|------|---|
| 2004 | SEC Coach of the Year |
| 2001 | Baseball America National Coach of the Year |
| 2001 | BIG 12 Coach of the Year |
| 2001 | ABCA Midwest Region Coach of the Year |
| 2000 | ABCA Midwest Region Coach of the Year |
| 1997 | Southland Coach of the Year |
| 1995 | Southland Coach of the Year |
| 1994 | NCAA Division II Coach of the Year |
| 1994 | ABCA Central Region Coach of the Year |

HALL OF FAME

| | |
|------|---|
| 2013 | Inducted into Winnetonka High School Hall of Fame |
| 2012 | Inducted into Ban Johnson League Hall of Fame |
| 2001 | Inducted into Central Missouri State Hall of Fame |

DAVE VAN HORN

| The Razorbacks Under Dave Van Horn | | | | |
|------------------------------------|-------|-------|-------|---------|
| | W/L | Home | Away | Neutral |
| Alabama | 27-23 | 14-7 | 11-13 | 2-3 |
| Alabama A&M | 2-0 | 2-0 | -- | -- |
| Albany | 1-0 | 1-0 | -- | -- |
| Alcorn State | 3-0 | 3-0 | -- | -- |
| Appalachian State | 3-0 | 3-0 | -- | -- |
| Arizona | 0-2 | -- | -- | 0-2 |
| Arizona State | 2-7 | 2-0 | 0-5 | 0-2 |
| Auburn | 25-20 | 12-9 | 13-11 | 1-0 |
| Ball State | 2-1 | 2-1 | -- | -- |
| Baylor | 2-1 | -- | 2-1 | 0-0 |
| Binghamton | 3-0 | 3-0 | -- | -- |
| Bryant | 4-1 | 3-0 | -- | 1-1 |
| Bucknell | 2-0 | -- | -- | 2-0 |
| BYU | 2-0 | 2-0 | -- | -- |
| Cal State Fullerton | 1-0 | -- | -- | 1-0 |
| Cal State Northridge | 3-0 | 3-0 | -- | -- |
| California | 4-4 | 2-1 | 2-3 | -- |
| Centenary | 10-2 | 7-1 | 3-1 | -- |
| Central Michigan | 3-0 | 3-0 | -- | -- |
| Charlotte | 1-1 | -- | -- | 1-1 |
| Creighton | 4-0 | 3-0 | 1-0 | -- |
| Dallas Baptist | 2-0 | 0-0 | 1-0 | 1-0 |
| Delaware State | 3-0 | 3-0 | -- | -- |
| Eastern Illinois | 13-1 | 13-1 | -- | -- |
| Evansville | 3-0 | 3-0 | -- | -- |
| Florida | 22-18 | 10-2 | 8-13 | 4-3 |
| Florida State | 4-0 | 2-0 | 2-0 | -- |
| George Mason | 1-0 | -- | -- | 1-0 |
| Georgia | 20-13 | 12-6 | 8-6 | 0-1 |
| Gonzaga | 2-4 | 2-3 | -- | 0-1 |
| Grambling State | 5-0 | 5-0 | -- | -- |
| Grand Canyon | 2-0 | 2-0 | -- | -- |
| Hawai'i | 1-0 | 0-0 | 1-0 | -- |
| Houston | 1-1 | -- | -- | 1-1 |
| Illinois-Chicago | 7-1 | 7-1 | -- | -- |
| Illinois State | 2-1 | 2-1 | -- | -- |
| Kansas | 8-1 | 8-1 | -- | -- |
| Kansas State | 4-2 | 3-0 | 0-2 | 1-0 |
| Kent State | 1-0 | -- | -- | 1-0 |
| Kentucky | 19-11 | 10-5 | 9-6 | -- |
| Lamar | 0-2 | -- | -- | 0-2 |
| Le Moyne | 1-0 | -- | -- | 1-0 |
| Liberty | 1-0 | -- | -- | 1-0 |
| Louisiana State (LSU) | 17-37 | 9-15 | 7-14 | 1-8 |
| Louisiana Tech | 15-4 | 6-1 | 6-3 | 3-0 |
| Loyola Marymount | 2-1 | 2-1 | -- | -- |
| Maryland | 0-1 | -- | -- | 0-1 |
| McNeese State | 5-1 | 3-1 | 2-0 | -- |
| Memphis | 7-1 | 2-0 | 3-0 | 2-1 |
| Miami (Florida) | 0-1 | -- | -- | 0-1 |
| Miami (Ohio) | 4-0 | 3-0 | -- | 1-0 |
| Minnesota | 4-1 | 3-0 | 1-1 | -- |
| Mississippi State | 25-24 | 13-11 | 10-11 | 2-2 |
| Mississippi Valley State | 10-0 | 8-0 | -- | 2-0 |
| Missouri | 9-3 | 4-2 | 5-1 | -- |
| Missouri State | 17-9 | 10-7 | 7-2 | -- |
| Missouri Southern | 1-0 | 1-0 | -- | -- |
| Navy | 1-0 | -- | -- | 1-0 |
| Nebraska | 4-5 | 2-2 | 1-3 | 1-0 |
| Nevada | 1-0 | 1-0 | -- | -- |
| New Mexico | 6-2 | 3-1 | -- | 3-1 |
| New Orleans | 3-0 | 3-0 | -- | -- |
| North Dakota | 3-0 | 3-0 | -- | -- |
| Northern Colorado | 7-1 | 7-1 | -- | -- |
| Northwestern State | 4-0 | 4-0 | -- | -- |
| Ohio State | 1-0 | -- | -- | 1-0 |
| Oklahoma | 3-2 | 1-0 | 2-2 | -- |
| Oklahoma State | 5-5 | 2-3 | 2-1 | 1-1 |
| Ole Miss | 21-32 | 9-15 | 8-13 | 4-4 |
| Oral Roberts | 14-6 | 8-3 | 5-3 | 1-0 |
| Pacific | 0-1 | -- | -- | 0-1 |
| Pepperdine | 0-1 | -- | -- | 0-1 |
| Princeton | 1-0 | 1-0 | -- | -- |
| Rhode Island | 2-1 | 2-1 | -- | -- |
| Rice | 2-0 | -- | 1-0 | 1-0 |
| Saint Louis | 1-0 | 1-0 | -- | -- |
| Sam Houston State | 2-0 | -- | -- | 2-0 |
| San Diego State | 7-1 | 4-0 | 3-1 | -- |
| San Francisco | 0-1 | -- | -- | 0-1 |
| Siena | 3-0 | 3-0 | -- | -- |
| South Alabama | 3-2 | 1-2 | 2-0 | -- |
| Southeast Missouri State | 2-2 | 2-2 | -- | -- |
| South Dakota State | 3-1 | 3-1 | -- | -- |
| South Carolina | 20-18 | 8-7 | 9-8 | 3-3 |
| St. John's | 4-0 | 3-0 | -- | 1-0 |
| Stanford | 0-1 | -- | 0-1 | -- |
| Stephen F. Austin | 6-0 | 5-0 | -- | 1-0 |
| TCU | 1-0 | -- | -- | 1-0 |
| Tennessee | 21-13 | 9-5 | 10-7 | 2-1 |
| Texas | 2-3 | -- | 1-2 | 1-1 |
| Texas A&M | 11-9 | 5-4 | 5-5 | 1-0 |
| Texas-Arlington | 5-0 | -- | 2-0 | 3-0 |
| Texas-Pan American | 2-2 | 1-0 | 1-2 | -- |
| Texas Tech | 2-0 | -- | -- | 2-0 |
| Texas State | 1-0 | 1-0 | -- | -- |
| Troy | 5-1 | 3-0 | 2-1 | -- |
| Tulane | 1-0 | -- | -- | 1-0 |
| UCF | 0-1 | -- | -- | 0-1 |
| ULM | 4-1 | 4-1 | -- | -- |
| UNLV | 1-1 | 1-1 | -- | -- |
| Utah | 3-0 | 3-0 | -- | -- |
| UT Martin | 1-0 | 1-0 | -- | -- |
| Valparaiso | 4-1 | 4-1 | -- | -- |
| Vanderbilt | 18-20 | 12-8 | 6-8 | 0-4 |
| Villanova | 3-0 | 3-0 | -- | -- |
| Virginia | 1-3 | -- | 0-2 | 1-1 |
| Washington | 0-1 | -- | -- | 0-1 |
| Washington State | 6-1 | 5-1 | -- | 1-0 |
| Western Illinois | 7-1 | 7-1 | -- | -- |
| Western Michigan | 2-0 | 2-0 | -- | -- |
| Wichita State | 6-2 | 4-1 | 1-1 | 1-0 |
| Wisconsin-Milwaukee | 9-0 | 9-0 | -- | -- |
| Wright State | 3-0 | 3-0 | -- | -- |



| VAN HORN'S CAREER NUMBERS | | | | | | | |
|---------------------------|------------------------|-----------------|-------------|----------------|---------------|---------------------|---------------------|
| Year | School | Record | Pct. | Conf. | Place | Tourn. | NCAA |
| 1989 | Texarkana CC | 39-18 | .684 | NA | NA | NA | -- |
| 1990 | Texarkana CC | 44-14 | .759 | NA | NA | NA | -- |
| 1991 | Texarkana CC | 45-12 | .789 | NA | NA | NA | -- |
| 1992 | Texarkana CC | 48-10 | .827 | NA | 1st | NA | -- |
| 1993 | Texarkana CC | 38-18 | .678 | NA | NA | NA | -- |
| | <i>Totals</i> | <i>214-72</i> | <i>.748</i> | -- | -- | -- | -- |
| 1994 | Central Missouri State | 51-11 | .823 | 15-1 | 1st (Div.) | 1st (4-1) | NCAA DII Champs |
| | <i>Totals</i> | <i>51-11</i> | <i>.823</i> | <i>15-1</i> | -- | <i>1 (4-1)</i> | -- |
| 1995 | Northwestern State | 37-15 | .711 | 19-5 | 1st | DNP (0-2) | -- |
| 1996 | Northwestern State | 34-27 | .557 | 14-16 | 2nd (Div.) | 2nd (3-2) | -- |
| 1997 | Northwestern State | 35-23 | .603 | 19-9 | 1st | DNP (0-2) | -- |
| | <i>Totals</i> | <i>106-65</i> | <i>.620</i> | <i>52-30</i> | -- | <i>3 (3-6)</i> | -- |
| 1998 | Nebraska | 24-20 | .545 | 10-13 | 7th | DNQ | DNQ |
| 1999 | Nebraska | 42-18 | .700 | 16-9 | 5th | 1st (4-0) | NCAA (1-2) |
| 2000 | Nebraska | 51-17 | .750 | 21-9 | 2nd | 1st (5-1) | NCAA (4-2) |
| 2001 | Nebraska | 50-16 | .758 | 20-8 | 1st | 1st (4-0) | CWS (5-2) |
| 2002 | Nebraska | 47-21 | .691 | 16-11 | 2nd | 2nd (3-1) | CWS (5-3) |
| | <i>Totals</i> | <i>214-92</i> | <i>.699</i> | <i>67-39</i> | -- | <i>4 (16-2)</i> | <i>4 (15-9)</i> |
| 2003 | Arkansas | 35-22 | .612 | 14-16 | 6th West | T-7th (0-2) | NCAA (1-2) |
| 2004 | Arkansas | 45-24 | .652 | 19-11 | T-1st Overall | 4th (2-2) | CWS (6-3) |
| 2005 | Arkansas | 39-22 | .636 | 13-17 | T-5th West | T-7th (0-2) | NCAA (2-2) |
| 2006 | Arkansas | 39-21 | .650 | 18-12 | 2nd West | T-7th (0-2) | NCAA (1-2) |
| 2007 | Arkansas | 43-21 | .672 | 18-12 | 1st West | 2nd (3-1) | NCAA (2-2) |
| 2008 | Arkansas | 34-24 | .586 | 14-15 | 4th West | DNQ | NCAA (0-2) |
| 2009 | Arkansas | 41-24 | .631 | 14-15 | 4th West | 4th (2-2) | CWS (7-2) |
| 2010 | Arkansas | 43-21 | .672 | 18-12 | 2nd West | T-7th (0-2) | NCAA (3-3) |
| 2011 | Arkansas | 40-22 | .645 | 15-15 | 1st West | T-3rd (2-2) | NCAA (2-2) |
| 2012 | Arkansas | 46-22 | .676 | 16-14 | T-2nd West | T-9th (0-2) | CWS (7-3) |
| 2013 | Arkansas | 39-22 | .639 | 18-11 | 2nd West | T-3rd (2-1) | NCAA (2-2) |
| 2014 | Arkansas | 40-25 | .615 | 16-14 | 4th West | T-3rd (3-2) | NCAA (2-2) |
| 2015 | Arkansas | 40-25 | .615 | 17-12 | 3rd West | T-5th (2-2) | CWS (5-3) |
| 2016 | Arkansas | 26-29 | .473 | 7-23 | 7th West | DNQ | DNQ |
| 2017 | Arkansas | 45-19 | .703 | 18-11 | 2nd West | 2nd (3-2) | NCAA (3-2) |
| | <i>Totals</i> | <i>595-343</i> | <i>.634</i> | <i>235-210</i> | -- | <i>13 (19-24)</i> | <i>14 (43-32)</i> |
| <i>Career Totals</i> | | <i>1180-583</i> | <i>.669</i> | <i>369-280</i> | -- | <i>42-33 (.560)</i> | <i>58-41 (.586)</i> |



40

WES JOHNSON

Assistant Coach • Pitching Coach
1 NCAA Super Regional • 5 NCAA Regionals

Arkansas-native Wes Johnson was announced as the new Razorback pitching coach on June 15, 2016. Johnson, is a 20-year coaching veteran and originally from Sherwood, Arkansas.

Known nationally for his player development and ability to increase velocity throughout his staff, Johnson arrived in Fayetteville after serving as the pitching coach in the spring of 2016 with Mississippi State. Before that, he spent four years at Dallas Baptist University, helping build the Patriots into a perennial national baseball power.

Combined during his tenures at Dallas Baptist, Mississippi State, and now, Arkansas, Johnson has helped his teams advance to five NCAA Regionals and most recently the Fayetteville Regional that had the Razorbacks in the final. In 2016, Johnson helped Mississippi State to a Super Regional after winning the 2016 SEC Regular Season Championship.

Johnson was able to carry that success over into his first year with the Razorbacks as the Arkansas pitching staff compiled 45 wins, a 19-game turnaround from the year before. Junior Trevor Stephan and sophomore Blaine Knight headlined a staff that racked up a school-record 619 strikeouts for the season. That total also ranked third-highest in the SEC and sixth-most in the country.

The duo also made Arkansas the only school in the nation to have two starting pitchers to have an average fastball velocity over 92 mph and walk less than two batters per nine innings.

Johnson's track record for development is apparent in the fact that he has had 35 pitchers drafted or sign professional contracts in the last 10 years.

This summer, five of Arkansas' six MLB draft picks were pitchers, led by Stephan, who went in the third, round, No. 92 overall, to the New York Yankees. In his one year under Johnson, Stephan improved his draft stock by 15 rounds after being selected in the 18th round by the Boston Red Sox the previous summer.

Stephan finished second on the team in wins with a 6-3 record and was one of two Hog pitchers to throw a complete game shutout last year. He also threw a team-high 91 innings with 29 earned runs allowed, 20 walks, and 120 strikeouts, which was the fifth-highest total by a Razorback in a single season.

Along with Stephan, Cannon Chadwick, Dominic Taccolini, Blaine Knight, and Josh Alberius were each drafted in the 2017 MLB Draft with Knight choosing to return to Arkansas for his junior season. Those selections marked the second-straight year, Johnson had five or more pitchers drafted in the same summer.

In the 2016 MLB Draft, six Mississippi State pitchers were selected in the 2016 MLB Draft. Dakota Hudson was taken in the first round, 34th overall, to the St. Louis Cardinals. The remaining pitchers were each taken in the 20th round or higher. In 2015, while at DBU, Johnson had five pitchers chosen in the first 12 rounds, more than any Southeastern Conference school.

Johnson was one major reason Mississippi State was able to go from worst to first in 2016. After the Bulldogs only totaled eight wins in 2015 and had the highest ERA in the league, Johnson developed MSU's pitching staff into one of the best in the country, helping the team win 44 games, its most since 1997.

Led by Hudson, Mississippi State's team ERA improved by more than a full earned run this year (3.35), while Hudson took home first team All-SEC honors, second team All-America honors from Baseball America and was a semifinalist for the Golden Spikes Award. Hudson led the team with a 9-5 record and a 2.55 ERA with 115 strikeouts this year.

A key component in Dallas Baptist University winning a school-record 46 games in 2015, Johnson helped DBU host its first NCAA Regional and earning the program's highest final ranking in school history. He had three pitchers earn All-America honors and two more earn all-conference accolades from the Missouri Valley Conference.



WES JOHNSON

Arguably, his greatest success story is former DBU righty Brandon Koch, who arrived in Dallas as a shortstop and left as the greatest closer in school history. Working daily with Johnson, Koch went from a 7.20 ERA his freshman year to breaking the school record with a 0.64 ERA in 2014.

That season he and fellow pitcher Paul Voelker earned first-team All-MVC honors, leading the staff to new school records in strikeouts (506) and batting average against (.248), while winning the MVC Tournament and receiving the No. 2 seed in the TCU Regional.

In 2015, Koch shattered the school record with 15.91 strikeouts per nine innings. As a result, the hard-throwing righty earned All-America honors from four different media outlets in his final year with the Patriots, as well as being named an NCBWA Stopper of the Year finalist.

Prior to DBU, Johnson served as the pitching coach at Central Arkansas for three seasons, where his pitchers set Division I school records in ERA, WHIP, strikeouts, opponent batting average and fewest walks. Johnson had five players who were either drafted or signed professionally during his time in Conway.

Sandwiched in between stints at UCA, Johnson mentored pitchers as an assistant at Southern Arkansas, Led by Hayden Simpson, the 16th overall pick in the 2010 MLB Draft, five more of Johnson's pupils were drafted or went pro. In 2009, he helped lead the Muleriders to a 52-11 overall mark after owning a top-10 ERA nationally while setting school records in strikeouts and fewest walks allowed. The 499 strikeouts broke a Gulf South Conference record and were a big reason why USA was ranked No. 1 in the Division II Top-25 for 20 weeks.

Aside from his collegiate coaching experience, Johnson spent four seasons as the head coach of Abundant Life High School in Sherwood, Arkansas. During his tenure there, Johnson guided the Owls to an impressive 102-25 overall record. In his final two campaigns for ALHS, he led the team to two straight state championship games, which resulted in a state championship in 2006 and a runner-up finish in 2007. While coaching high school and American Legion from 1997-2007, 28 players signed an NCAA Letter of Intent. In addition, four players were drafted.

Johnson earned a degree in marketing in December 1994 from the University of Arkansas Monticello. While at DBU, Johnson earned his masters in kinesiology. Off the field, he and his wife Angie have three children - Ryan, Anna and Ava.

PERSONAL

Born: Sept. 9, 1971
Alma Mater: Arkansas-Monticello (1994)
Wife: Angie
Children: Ryan, Anna and Ava

COACHING HISTORY

| | |
|--------------|---|
| 2016-Present | Arkansas (Assistant Coach/Pitching Coach) |
| 2015-16 | Mississippi State (Assistant Coach) |
| 2012-2015 | Dallas Baptist (Assistant Coach) |
| 2010-2011 | Central Arkansas (Assistant Coach) |
| 2009 | Southern Arkansas (Assistant Coach) |
| 2007-2008 | Central Arkansas (Assistant Coach) |
| 2004-2007 | Abundant Life High School (Sherwood, Ark.) (Head Coach) |
| 2003 | Arkansas Baptist High School (Assistant Coach) |
| 1997-2002 | Sylvan Hills High School (Assistant Coach) |

PLAYING HISTORY

| | |
|-----------|---|
| 1992-1993 | Arkansas-Monticello |
| 1991 | Texas Wesleyan |
| 1987-1990 | Sylvan Hills High School (Sherwood, Ark.) |



The Johnson Family (L to R): Anna, Ava, Wes, Angie, Ryan, and Courtney.

**30**

NATE THOMPSON

Assistant Coach • Recruiting Coordinator
2 NCAA Super Regionals • 3 NCAA Regionals

Nate Thompson was announced as the new Razorback assistant coach and recruiting coordinator on June 16, 2017. Thompson came from Missouri State where he spent the last three seasons.

Thompson recently helped the Bears reach the NCAA Super Regionals as part of a 43-20 season and a Missouri Valley Conference championship. The Bears' offense hit .274 as a team and hit 80 home runs for the second-straight year. With Thompson on staff, Missouri State hit .270 or better in each of the last three seasons and averaged just under seven runs per game.

Thompson was a key reason for the emergence of All-American third baseman Jake Burger, who recently was taken 11th overall in this week's MLB First-Year Player Draft by the Chicago White Sox, and was the first player in Missouri State history to be selected in the first round. Burger led the Bears, offensively, last season, hitting .328 with 22 home runs, 65 RBIs, and a .648 slugging percentage. Burger was named a semifinalist for the Dick Howser Trophy and Golden Spikes Award for the second-straight year. He ranked second among all active Division I hitters with 47 career home runs, while his 241 career hits is the 11th-best total in Missouri State history. Earlier this week, he was named a first team All-American for the third consecutive season, becoming only the second player in MSU history to earn that distinction.

Shortstop Jeremy Eierman, another pupil of Thompson, put together his own All-American season this year, being named a first team All-American by Perfect Game/Rawlings as a shortstop. He hit .313 with 23 home runs and a team-leading 68 RBIs. His home runs are good for fifth nationally and he and Burger form the nation's top home run hitting duo with 45 combined round-trippers this spring.

During the 2015 season, Burger became just the third Bear rookie, along with Mark Bailey (1980) and Bob Blakley (1974), in the 52-year history of the program to be selected for an All-America team (other than an all-freshman squad).

In 2016, the Bears blossomed at the plate under the tutelage of Thompson with an MVC-best .299 team batting mark—their top single-season average since 2009. MSU led the Valley in nearly every major offensive statistical category, including slugging (.500), on-base percentage (.391), runs scored (440), RBIs (412), doubles (121), triples (26), home runs (80) and total bases (1027). The Bears' 80 long balls ranked as the sixth-best total in club history, led by NCAA Division I home run leader Spencer Johnson (24), who earned All-America honors with Burger (21) after ranking No. 1 and No. 2 in the nation, respectively. Three different position players signed professional contracts at the conclusion of

Thompson's first season with the Bears, including MVC Defensive Player of the Year Joey Hawkins and all-MVC performer Dylan Becker, who signed with the St. Louis Cardinals, as well as first-team all-conference pick Tate Matheny, who agreed to terms with the Boston Red Sox after being selected in the fourth round of the MLB Draft. Johnson joined the group last year, signing with the Houston Astros after being selected in the 16th round of the 2016 MLB Draft.

Additionally, Thompson's first full year with MSU produced one of the top recruiting classes in program history. Anchored by a home-grown crop of standouts that included nine players rated among the top 31 high school recruits in the state of Missouri by either Perfect Game USA or Prep Baseball Report, the Bears' 2015 recruiting class was ranked 35th in the nation by Collegiate Baseball. Last year, Thompson was named the best recruiter in the Missouri Valley Conference by D1Baseball.com.

Thompson joined the Bears staff in July 2014 as MSU's lead hitting instructor and recruiting coordinator. An assistant coach at Hutchinson (Kan.) Community College for four years, Thompson filled the vacancy left by the retirement of Brent Thomas after 32 years of continuous service on the Bears' staff.

Thompson served as Hutchinson's primary hitting coach from 2011 through the 2014 season, over which time he helped lead the Blue Dragons to a pair of KJCCC West regular-season titles and two of the top five win totals in program history. This past spring Hutchinson broke 17 team or individual school records during a 43-17 campaign that saw it rank among the NJCAA's top 20 nationally in 14 offensive statistical categories. In 2014 alone,

Thompson helped mentor outfielder Matt Jones, a 25th round selection of the Los Angeles Dodgers in the 2014 MLB Draft, Jayhawk West Most Valuable Player Jake Schlep-penbach and national pitcher of the year Kyle Simonds, who became the first player in Hutchinson history to earn first-team All-America recognition.

Over his four-year stint as an assistant coach in Hutchinson, Thompson helped steer a program that averaged 35 wins per season while posting a .613 winning percentage and producing 23 All-Jayhawk West Division selections, eight of which went on to earn NJCAA All-Region VI honors. In 2012, the Blue Dragons logged a 40-17 ledger, including a Jayhawk West Division crown with a 23-9 conference mark. Led by second-team All-American Tanner Lubach, seven Blue Dragons earned all-conference honors that season, with four players signing to continue their careers at the Division I level.



NATE THOMPSON

Thompson spent three seasons at Nebraska as the Cornhuskers' volunteer assistant prior to his arrival in Hutchinson. In that capacity, he instructed the Husker outfielders and assisted with the infield group, playing key roles in the development of 2008 All-Big 12 performers and MLB draftees Jake Opitz (12th round, Cubs) and Mitch Abeita (19th round, Yankees), who helped Nebraska log an impressive 41-16-1 campaign and earn the right to host an NCAA Regional in Lincoln.

Following the completion of his own collegiate playing career at Dallas Baptist, Thompson began his coaching career as a student assistant with the Patriots. A two-year letterwinner in the DBU outfield, Thompson helped the Patriots claim the 2004 NCCAA national championship after turning in a standout two-year career at Garden City (Kan.) Community College. He was a key figure on the Busters' 2003 Jayhawk West Division championship team, earning NJCCAA Distinguished Academic All-America honors.

During the 2006 season, Thompson aided a Dallas Baptist coaching staff that included current Patriots head coach Dan Heefner, working with the DBU outfielders while assisting with hitting instruction and the implementation of the club's strength and conditioning program. The Patriots recorded a .329 team batting mark en route to a 33-23 season and saw a school-record seven players taken in the MLB Draft. From there, Thompson moved into a graduate assistant role at Fort Hays (Kan.) State, where he served as the Tigers' primary hitting and outfield coach during the 2007 campaign. A pair of Tigers earned ABCA All-Central Region recognition under Thompson's tutelage as Fort Hays State finished with a 33-20 overall record.

Additionally, Thompson gained experience during the summer of 2007 as an assistant coach with the Mat-Su Miners of the Alaska Baseball League, where he was nominated for the league's assistant of the year honor. Thompson also served as director of Nebraska's summer baseball camps from 2008-10, overseeing program development and personnel while assisting with the instruction and skill development phases of the camps.

A native of Goodland, Kan., Thompson graduated cum laude with his bachelor's degree in kinesiology from Dallas Baptist in 2006 and earned a master's degree in sports administration at Fort Hays State in 2008. He married the former Anna Schardt in 2009, and the couple has two daughters, Nevaeh and Natalie.

PERSONAL

Born: Nov. 11, 1982
Alma Mater: Dallas Baptist (2006)
Wife: Anna
Children: Nevaeh, Natalie

COACHING HISTORY

| | |
|--------------|---|
| 2018-Present | Arkansas (Assistant Coach/Recruiting Coordinator) |
| 2015-17 | Missouri State (Assistant Coach) |
| 2011-2014 | Hutchinson (Kan.) Community College (Assistant Coach) |
| 2008-2010 | Nebraska (Volunteer Assistant Coach) |
| Summer 2007 | Mat-Su Miners (Assistant Coach) |
| 2007 | Fort Hays State (Graduate Assistant) |
| 2006 | Dallas Baptist (Student Assistant) |

PLAYING HISTORY

| | |
|-----------|----------------|
| 2003-2005 | Dallas Baptist |
|-----------|----------------|



The Thompson Family (L to R): Anna, Nevaeh, Nate, and Natalie.



SUPPORT STAFF



CLAY GOODWIN

Director of Baseball Operations
11th Season • Arkansas (2005)

Clay Goodwin is entering his 11th season with the Arkansas coaching staff as its Director of Baseball Operations.

In his capacity as the Director of Baseball Operations, Goodwin coordinates many of the behind-the-scenes aspects of the Razorback baseball program as he works in conjunction with the Arkansas coaching staff.

Prior to his appointment to Director of Operations, Goodwin spent the 2006 season as the Razorbacks' fifth-year student assistant coach. He assisted the UA coaching staff with practices, day-to-day administrative duties and game day activities. He then served as a team manager for Arkansas during the 2007 season.

Goodwin was an outstanding player for the Razorbacks over four seasons and his name is littered throughout the Arkansas record book. An excellent defensive third baseman, he was also known to have an effective bat as he finished his career with a .297 average, 49 doubles, 12 home runs and 127 RBI. At the conclusion of his four years, he ranked eighth in career at bats (750), tied for ninth in career hits (223) and tied for fifth in career singles (157). Goodwin appeared in 202 games as a Razorback, making 193 starts.

Goodwin was born on Oct. 1, 1981, and graduated from the University of Arkansas in May of 2005 with a degree in kinesiology. He completed his master's degree in the fall of 2006 at the University of Arkansas in workforce development.

Goodwin is married to the former Jill Johnson. They have one daughter, Caroline (5), and one son, Gage (2).



The Goodwin Family (L to R): Clay, Caroline, Jill, and Gage.



25

CRAIG PARRY

Volunteer Assistant Coach
1st Season • South Dakota State (2008)

Former All-Summit League player and MLB Draft pick Craig Parry has been named the volunteer assistant coach for the Razorback baseball program, head coach Dave Van Horn announced today.

Parry, a native of Colstrip, Montana, is an alum of South Dakota State where he played for the 2007 and 2008 seasons. After his senior year, he was drafted by the Pittsburgh Pirates in the 50th round and spent two seasons as a catcher and an outfielder in the minor leagues.

The Montana native was recently part of Division II Southern Arkansas University coaching staff as an assistant coach, which claimed the Great American Conference championship last year. 2017 was his only season with the Muleriders as he worked with the hitters and the catchers and helped develop infielder Trevor Rucker, who was named the 2016-17 GAC Male Athlete of the Year.

Rucker was also named a first team All-American by the National College Baseball Writers' Association (NCBWA) and Division II Conference Commissioner's Association (D2CCA), as well as being named a four-time All-GAC selection and a finalist for the Tino Martinez Division II Player of the Year.

The Muleriders finished 39-16 last year and hit .309 as a team to advance to the NCAA Central Regional for the 11th time in program history. The offense led the GAC in all major offensive categories including average, slugging (.505), doubles (125), triples (19), home runs (66), runs scored (408), and hits (568).

Prior to SAU, Parry spent three seasons at Dallas Baptist University as an assistant coach, working alongside current Arkansas pitching coach Wes Johnson. Under the guidance of head coach Dan Heefner, Parry and Johnson transformed Dallas Baptist into a perennial mid-major power, winning a school-record 46 games and hosting its first NCAA Regional in 2015. Combined, the Patriots went 130-55 (.703) with a pair of Missouri Valley Conference (MVC) Tournament Championships with Parry on staff.

In his final year with the Patriots, Parry coached Second Team All-Missouri Valley and MVC All-Defensive Player Matt Duce, who was selected in the 14th round by the New York Mets in this summer's draft. Duce batted .320 or higher in each of his last two seasons and tied for second on the team with 55 RBIs as a junior.

In 2015, Parry helped standout catcher Daniel Salters become one of the nation's elite catchers, as he threw out 23-of-49 would-be base stealers. Following that season, Salters was selected in the 13th round of the MLB Draft by the Cleveland Indians and he is currently playing in High-A for the Lynchburg Hillcats.

Parry earned a Bachelor's degree from SDSU in 2010 before earning a Master's in Sports Management from American Public University in 2012.

He is married to the former Morgan McCloy.



SUPPORT STAFF



26 JAKE ARLEDGE
Student Assistant Coach
1st Season

Jake Arledge is entering his first season on the Arkansas coaching staff as a student assistant after playing two seasons for the Razorbacks.

Arledge transferred to Fayetteville from Panola Junior College prior to the 2016 and went on to play in 100 games for the Razorbacks over two seasons, hitting .282.

He was one of Arkansas' most consistent outfielders, making nine outfield assists and only two errors. Six of those nine assists came in 2017. He was also Arkansas' top base stealer, swiping seven bases in each of the last two years.

Last season (2017), Arledge hit an even .300, good for third-highest on the team. He also totaled 47 runs, 63 hits, three home runs, and 30 RBIs.

In conference play, he hit .243 with nine RBIs and 12 walks and led all Razorback hitters with a .385 average in the NCAA Fayetteville Regional.

Arledge is from Huntington Beach, California and is finishing his degree in business management.



ZACH BARR
Director of Video and Scouting
1st Season • Arkansas (2017)

Zach Barr enters his first season as director of video and scouting for Razorback Baseball.

His duties include studying video of games and practices with the team as well as scouting of opponents during the season.

Barr is a former player under Dave Van Horn as a transfer from Central Arkansas prior to the 2014 season. In his two years at UCA, he pitched in 22 games and had a 3-0 record with a 2.56 ERA and struck out 31 batters.

A native of White Hall, Arkansas, Barr earned all-state and all-conference honors twice in his high school career and played in the AAA All-Star Game and Central Arkansas All-Star Game.



BLAINE KINSLEY
Strength and Conditioning Coach
1st Season • Lenoir-Rhyne (2010)

With experience at the college and professional level, Blaine Kinsley was named the strength and conditioning coach for the Razorback baseball team in the summer of 2017.

Kinsley joined the Razorbacks after spending nine months working as the head strength and conditioning coach with the St. Louis Cardinals Double-A affiliate Springfield. He also worked at the Cardinals spring training site in Jupiter, Fla.

Prior to the Cardinals, Kinsley was the assistant strength and conditioning coach at East Carolina University, working primarily with the baseball, soccer, and men's tennis teams. He also assisted with the football program that was the Conference USA Eastern Division Co-Champions in 2011 and 2012.

Kinsley's baseball teams at ECU advanced to the NCAA Regionals in 2014 and 2016, advancing to the Super Regionals in 2016. He's also coached 25 major leaguers in their offseason, including Mike Wright, Shawn Armstrong, and Chris Heston.

Before ECU, he spent 16 months working in the Chicago Cubs organization as the head strength coach for the Peoria Chiefs, the Cubs Low Class A affiliate. While in Peoria, Ill., he was responsible for implementing the strength and conditioning program and injury prevention program, which earned him 2012 Midwest League Strength Coach-of-the-Year honors.

Prior to his time in the Cubs organization, Kinsley interned at Hendricks Motor Sports where he was responsible for assisting with workouts for the pit crew in the summer of 2010.

Kinsley, who also has three years of coaching experience, served as an assistant Babe Ruth coach at the Greenville Parks and Recreation (2008-09), has worked baseball camps at the University of Virginia (2009) and was an assistant development JV Coach at Lenoir-Rhyne (2010) where he worked with the pitching staff and coached third base.

A native of Greenville, N.C., Kinsley earned his bachelor's degree in sports management with a minor in health and exercise science from Lenoir-Rhyne, where he was a four-year letterwinner in baseball and two-year letterman in football for the Bears.

He is engaged to Emily Hartley.

-- 2018 TEAM MANAGERS --



SEAN O'NEIL



CALE PETRIE



HAYDEN SUTTON



CHANDLER TOLBERT

SUPPORT STAFF



38 COLBY SUGGS

**Volunteer Coach
1st Season**

Colby Suggs is entering his first season on the Arkansas coaching staff as a volunteer. He was a letterwinner with the Razorbacks from 2011-13 and was 2013 MLB Draft pick by the Miami Marlins.

Suggs was the 73rd overall pick by the Marlins in the Competitive Balance Round B of the 2013 MLB First-Year Player Draft after spending three years with the Hogs.

In 65 career appearances with Arkansas, Suggs compiled a 1.36 career ERA with 87 strikeouts and 13 saves. His career save total is still tied for fifth most at Arkansas all time.

Suggs was a major component in Arkansas' run to the 2012 College World Series where he won seven games in 30 appearances out of the bullpen, finishing with a team-low 1.38 ERA and 11 saves.

Arledge is from Sulphur Springs, Texas and is married to Diamond Dolls coordinator Hannah Suggs.



HARRISON HEFFLEY


**Student Assistant Coach
1st Season**

Harrison Heffley enters his first season on the Razorback support staff after redshirting his freshman season last year.

Heffley was a standout left-handed pitcher from Rogers High School and went 7-2 with a 2.65 ERA during his senior season. Over 55 innings, he had 67 strikeouts to help lead Rogers High to a 20-8 record in 2016.

During his junior season, Heffley had a 2.50 ERA over 30 innings pitched and pitched a one-hitter in his first varsity start against Siloam Springs in 2015.

Heffley is the son of Lester and Sarah Heffley. His dad played baseball and football at Princeton. He has one brother, Silas, and one sister, Claire, and is majoring in journalism.



COREY WOOD

**Athletic Trainer
7th Season • East Carolina (2008)**

Corey Wood is entering his seventh season with the Razorback baseball program as the team's athletic trainer.

Wood joined Razorbacks as part of the athletic training staff in June 2011. He spent the previous two years working with Wichita State as a graduate assistant trainer.

While working with WSU's baseball team, he was responsible for the Shockers' day-to-day injury prevention and rehabilitation. Wood also served as the host athletic trainer for the 2011 Missouri Valley Conference baseball tournament and was an intern for the WSU strength and conditioning staff for a year.

Prior to WSU, Wood worked as an intern with the Cleveland Indians through their spring training in 2009. He also directed the aquatic therapy sessions as well as oversaw the strength activities of the year.

Wood earned his bachelor's degree from East Carolina University in May of 2008 and his master's degree in May of 2011 from Wichita State.



KELLY MOORE

**Administrative Assistant
15th Season • Arkansas (2004)**

Kelly Moore is in her 15th season working for head coach Dave Van Horn in the Arkansas baseball office and 15th year working for the University of Arkansas athletic department.

Her duties include coordinating team travel, administration of the equipment budget, organizing recruiting databases, and the day-to-day operations of the baseball office.

A native of Fort Smith, Arkansas, Moore also serves as the coordinator for the successful Razorback Baseball Camps.

Moore holds a bachelor's degree in adult education from the University of Arkansas and is married to Max Moore, a native of Fayetteville, Arkansas. The couple has three children, Maddux (9), Addi Grace (7), and Sawyer (4).



2018 RAZORBACKS

NUMERICAL ROSTER

| No. | Player | Pos. | B/T | Yr. | Ht. | Wt. | Hometown/Previous School |
|-----|--------------------|---------|-----|------|------|-----|---|
| 3 | Jared Gates | INF | L/R | Sr | 6-0 | 190 | Wichita, Kan./Iowa Western CC/Wichita Northwest HS |
| 4 | Bryce Bonnin | RHP/INF | R/R | Fr | 6-1 | 190 | Mont Belvieu, Texas/Barbers Hill HS |
| 5 | Jacob Nesbit | INF | R/R | Fr | 6-0 | 175 | Coppell, Texas/Coppell HS |
| 6 | Hunter Wilson | INF | L/R | R-Jr | 5-10 | 170 | Spiro, Okla./Eastern OK St. JC/Stephen F. Austin/Spiro HS |
| 7 | Jack Kenley | INF | L/R | So | 6-0 | 180 | Germantown, Tenn./Houston HS |
| 8 | Eric Cole | OF | S/R | Jr | 5-11 | 195 | Southlake, Texas/Southlake Carroll HS |
| 9 | Jax Biggers | INF | L/R | Jr | 5-11 | 185 | Missouri City, Texas/Cisco JC/Ridge Point HS |
| 10 | Easton Murrell | INF | S/R | Fr | 6-0 | 190 | Prosper, Texas/Prosper HS |
| 11 | Keaton McKinney | RHP | R/R | R-Jr | 6-5 | 225 | Ankeny, Iowa/Centennial HS |
| 12 | Casey Opitz | C/INF | S/R | Fr | 5-11 | 175 | Centennial, Co./Heritage HS |
| 13 | Jordan McFarland | INF/OF | R/R | So | 6-3 | 220 | Waterloo, Ill./Waterloo HS |
| 14 | Cole Turney | OF | L/L | Fr | 6-0 | 225 | Richmond, Texas/Fort Bend Travis HS |
| 15 | Casey Martin | INF | R/R | Fr | 5-11 | 175 | Lonoke, Ark./Lonoke HS |
| 16 | Blaine Knight | RHP | R/R | Jr | 6-3 | 165 | Bryant, Ark./Bryant HS |
| 17 | Luke Bonfield | OF | R/R | Sr | 6-3 | 215 | Skillman, N.J./IMG Academy |
| 18 | Heston Kjerstad | OF | L/R | Fr | 6-3 | 190 | Amarillo, Texas/Randall HS |
| 19 | Brady Disher | C/INF | L/R | Fr | 6-1 | 190 | Trophy Club, Texas/Byron Nelson HS |
| 20 | Carson Shaddy | INF | R/R | R-Sr | 5-11 | 185 | Fayetteville, Ark./Fayetteville HS |
| 21 | Kacey Murphy | LHP | L/L | Jr | 6-0 | 190 | Rogers, Ark./Rogers Heritage HS |
| 22 | Ben McClain | OF | L/L | Fr | 5-10 | 185 | Lee's Summit, Mo./Lee's Summit West HS |
| 24 | Dominic Fletcher | OF | L/L | So | 5-9 | 185 | Cypress, Calif./Cypress HS |
| 26 | Ryan Drake | INF | R/R | Fr | 6-4 | 190 | Grapevine, Texas/Grapevine HS |
| 27 | Evan Lee | LHP/OF | R/L | So | 6-2 | 190 | Bryant, Ark./Bryant HS |
| 28 | Kole Ramage | RHP | R/R | Fr | 6-1 | 185 | Southlake, Texas/Southlake Carroll HS |
| 29 | Angus Denton | RHP | R/R | So | 5-11 | 160 | Beebe, Ark./Beebe HS |
| 31 | Caleb Bolden | RHP | R/R | Fr | 6-2 | 170 | Texarkana, Texas/Pleasant Grove HS |
| 32 | Matt Cronin | LHP | L/L | So | 6-2 | 190 | Navarre, Fla./Navarre HS |
| 33 | Grant Koch | C | R/R | Jr | 6-0 | 195 | Fayetteville, Ark./Fayetteville HS |
| 34 | Jake Reindl | RHP | R/R | Jr | 6-1 | 200 | Fayetteville, Ark./Shiloh Christian HS |
| 35 | Jacob Kostyshock | RHP | R/R | So | 6-4 | 175 | O'Fallon, Mo./Francis Howell HS |
| 37 | Weston Rogers | LHP | L/L | Jr | 6-4 | 215 | Springdale, Ark./Har-Ber HS |
| 44 | Derek Ripp | INF | L/R | Fr | 6-6 | 230 | Olathe, Kan./St. James Academy HS |
| 45 | Kevin Kopps | RHP | R/R | R-So | 6-0 | 195 | Sugar Land, Texas/George Ranch HS |
| 46 | Barrett Loseke | RHP | R/R | Jr | 6-0 | 180 | Tulsa, Okla./Jenks HS |
| 47 | Hunter Milligan | LHP | L/L | Fr | 6-4 | 205 | Greenbrier, Ark./Greenbrier HS |
| 48 | Zack Plunkett | C | R/R | R-Jr | 6-2 | 205 | Hurst, Texas/TCU/L.D. Bell HS |
| 55 | Isaiah Campbell | RHP | R/R | R-So | 6-4 | 235 | Olathe, Kan./Olathe South HS |
| 57 | Cody Scroggins | RHP | R/R | R-So | 6-0 | 185 | Bentonville, Ark./Bentonville HS |
| 88 | Zebulon Vermillion | RHP | L/R | Fr | 6-4 | 185 | Prairie Village, Kan./Shawnee Mission East HS |
| 99 | Jackson Rutledge | RHP | R/R | Fr | 6-8 | 260 | St. Louis, Mo./Rockwood Summit HS |


Coaches and Support Staff

| | |
|----------------------------|---|
| Head Coach: | 2 Dave Van Horn, 16th Season (Arkansas, 1988) |
| Assistant Coach: | 40 Wes Johnson, 2nd Season (Arkansas-Monticello, 1994) |
| Assistant Coach: | 30 Nate Thompson, 1st Season (Dallas-Baptist, 2006) |
| Volunteer Assistant Coach: | 25 Craig Parry, 1st Season (South Dakota State, 2008) |
| Student Asst. Coaches: | 26 Jake Arledge, 1st Season; Harrison Heffley, 1st Season |
| Volunteer Coach: | 38 Colby Suggs, 1st Season |
| Director of Operations: | Clay Goodwin, 11th Season (Arkansas, 2005) |
| Athletic Trainer: | Corey Wood (East Carolina, 2008) |
| Strength & Conditioning | Blaine Kinsley (Lenoir-Rhyne, 2010) |
| Managers: | Sean O'Neil, Cale Petrie, Hayden Sutton, Chandler Tolbert |


Pronunciation Guide

| | |
|------------------|---------------|
| Bryce Bonnin | BON-in |
| Jacob Nesbit | NEZ-bit |
| Easton Murrell | Muh-RELL |
| Heston Kjerstad | KERR-stad |
| Carson Shaddy | SHAD-eee |
| Kole Ramage | RAM-midge |
| Grant Koch | COOK |
| Jake Reindl | RINE-dull |
| Jacob Kostyshock | Cost-EE-shock |
| Barrett Loseke | LOW-ski |


RADIO/TV ROSTER



JARED GATES
Sr. • 6-0 • 190 • L/R
INF • Wichita, Kan.




BYRCE BONNIN
Fr. • 6-1 • 190 • R/R
RHP/INF • Mont Belvieu, Texas




JACOB NESBIT
Fr. • 6-0 • 175 • R/R
INF • Coppell, Texas




HUNTER WILSON
R-Jr. • 5-10 • 170 • L/R
INF • Spiro, Okla.




JACK KENLEY
So. • 6-0 • 180 • L/R
INF • Germantown, Tenn.




ERIC COLE
Jr. • 5-11 • 195 • S/R
OF • Southlake, Texas




JAX BIGGERS
Jr. • 5-11 • 185 • L/R
INF • Missouri City, Texas




EASTON MURRELL
Fr. • 6-0 • 190 • S/R
INF • Prosper, Texas




KEATON MCKINNEY
R-Jr. • 6-5 • 225 • R/R
RHP • Ankeny, Iowa




CASEY OPITZ
Fr. • 5-11 • 175 • S/R
C/INF • Centennial, Co.




JORDAN MCFARLAND
So. • 6-3 • 220 • R/R
INF/OF • Waterloo, Ill.




COLE TURNEY
Fr. • 6-0 • 225 • L/L
OF • Richmond, Texas




CASEY MARTIN
Fr. • 5-11 • 175 • R/R
INF • Lonoke, Ark.




BLAINE KNIGHT
Jr. • 6-3 • 165 • R/R
RHP • Bryant, Ark.




LUKE BONFIELD
Sr. • 6-3 • 215 • R/R
OF/DH • Skillman, N.J.




HESTON KJERSTAD
Fr. • 6-3 • 190 • L/R
OF • Amarillo, Texas




BRADY DISHER
Fr. • 6-1 • 190 • L/R
C/INF • Trophy Club, Texas



CARSON SHADDY
R-Sr. • 5-11 • 185 • R/R
INF • Fayetteville, Ark.



KACEY MURPHY
Jr. • 6-0 • 190 • L/L
LHP • Rogers, Ark.




BEN MCCLAIN
Fr. • 5-10 • 185 • L/L
OF • Lee's Summit, Mo.



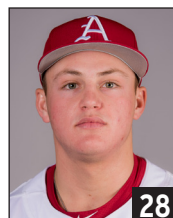
DOMINIC FLETCHER
So. • 5-9 • 185 • L/L
OF • Cypress, Calif.




RYAN DRAKE
Fr. • 6-4 • 190 • R/R
INF • Grapevine, Texas



EVAN LEE
So. • 6-2 • 190 • R/L
LHP/OF • Bryant, Ark.




KOLE RAMAGE
Fr. • 6-1 • 185 • R/R
RHP • Southlake, Texas




ANGUS DENTON
So. • 5-11 • 160 • R/R
RHP • Beebe, Ark.




CALEB BOLDEN
Fr. • 6-2 • 170 • R/R
RHP • Texarkana, Texas




MATT CRONIN
So. • 6-2 • 190 • L/L
LHP • Navarre, Fla.




GRANT KOCH
Jr. • 6-0 • 195 • R/R
C • Fayetteville, Ark.



JAKE REINDL
Fr. • 6-1 • 200 • R/R
RHP • Fayetteville, Ark.




JACOB KOSTYSHOCK
So. • 6-4 • 175 • R/R
RHP • O'Fallon, Mo.




WESTON ROGERS
Jr. • 6-4 • 215 • L/L
LHP • Springdale, Ark.




DEREK RIPP
Fr. • 6-6 • 230 • L/R
INF • Olathe, Kan.




KEVIN KOPPS
R-So. • 6-0 • 195 • R/R
RHP • Sugar Land, Texas




BARRETT LOSEKE
Jr. • 6-0 • 180 • R/R
RHP • Tulsa, Okla.




HUNTER MILLIGAN
Fr. • 6-4 • 205 • L/L
LHP • Greenbrier, Ark.




ZACK PLUNKETT
R-Jr. • 6-2 • 205 • R/R
C • Hurst, Texas




ISAIAH CAMPBELL
R-So. • 6-4 • 235 • R/R
RHP • Olathe, Kan.




CODY SCROGGINS
R-So. • 6-0 • 185 • R/R
RHP • Bentonville, Ark.



ZEBULON VERMILLION
Fr. • 6-4 • 185 • L/R
RHP • Prairie Village, Kan.




JACKSON RUTLEDGE
Fr. • 6-8 • 260 • R/R
RHP • St. Louis, Mo.




DAVE VAN HORN
Head Coach
16th Season



WES JOHNSON
Assistant Coach
2nd Season




NATE THOMPSON
Assistant Coach
1st Season




CRAIG PARRY
Volunteer Assistant
1st Season



CLAY GOODWIN
Dir. of Operations
11th Season



JAKE ARLEDGE
Student Assistant
1st Season



COLBY SUGGS
Volunteer
1st Season



HARRISON HEFFLEY
Student Assistant
1st Season



9

JAX BIGGERS

INF • L/R • 5-11 • 185 • Junior

Missouri City, Texas • Cisco JC/Ridge Point HS

As a Sophomore (2017)

>>> Brooks Wallace Award semifinalist

>>> All-SEC Second Team

Appeared in 64 games with 62 starts at shortstop ... Led all Razorback hitters with a .338 average, seventh-highest in the SEC and best among SEC shortstops ... His batting average was the best by a Razorback shortstop since Scott Hode hit .309 in 2005 ... Tallied 72 hits, primarily from the ninth spot in the lineup, with 22 extra-base hits and 37 RBIs ... His four triples were good for most on the team and tied for third in the conference ... Walked 30 times and compiled a .423 on-base percentage, best on the team with 100 or more at-bats ... Hit .340 in league play with 33 hits, seven doubles, two home runs, and 13 RBIs ... Finished the year with 23 multi-hit games, second-best among all Arkansas players and 10 multi-RBI games ... Was one of three Razorbacks to notch a four-hit game after going a perfect 4-for-4 with a home run, two runs scored, and two RBIs in a 13-10 win at Louisiana Tech (March 1) ... Had at least one multi-hit performance in seven of 10 SEC series, including a three-hit game against LSU (April 8) and Texas A&M (May 18) ... Led all players in the SEC Tournament (May 25-May 28) with 10 hits, six coming in elimination games against Mississippi State (May 26) and Florida (May 27) ... Turned in two triples in the 12-0 win over Auburn (May 25), setting the SEC Tournament record for triples in a game ... Hit three triples throughout entire tournament, another SEC Tournament record ... Finished the year with five games of three RBIs or more, his last one coming in the first game of the NCAA Regional final against Missouri State (June 4).

Cisco JC (2015-16)

Spent one year at Cisco Junior College in Texas before transferring to Arkansas ... Batted .385 as a freshman with seven home runs and 50 RBI in 64 games ... Helped Cisco reach the NJCAA College World Series ... Finished in the top 20 in the junior college ranks in at-bats (239, 11th), runs scored (87, 7th), and hits (92, 17th) ... Notched 31 multi-hit games, including nine games with three hits or more ... Helped lead Cisco to a 48-16 record, a NJCAA Region V Division I Championship and a berth in the quarterfinals of the NJCAA World Series ... Participated in the National Baseball Congress (NBC) World Series as a member of the NJCAA National Team roster ... Named a NJCAA D1 Baseball Top Incoming Freshman.

Ridge Point High School

Batted .425 with three home runs as a senior ... Named first team all-conference and second team all-state in 2015 ... Selected as a first team All-Greater Houston in the same year ... Also named all-conference in football in his junior and senior year ... Played football, basketball and baseball.

Personal

Son of Brian and Christie Biggers ... His father was an assistant baseball coach at Lamar University from 1994-1997 ... His mom also coached high school basketball.



Jax Biggers Career Stats (At Arkansas)

| Year | Avg | GP | GS | AB | R | H | 2B | 3B | HR | RBI | TB | SLG% | BB | HBP | SO | GDP | OB% | SF | SH | SB | ATT | PO | A | E | FLD% |
|-------|------|----|----|-----|----|----|----|----|----|-----|-----|------|----|-----|----|-----|------|----|----|----|-----|----|-----|---|------|
| 2017 | .338 | 63 | 62 | 213 | 48 | 72 | 14 | 4 | 4 | 37 | 106 | .498 | 30 | 3 | 30 | 2 | .423 | 2 | 4 | 3 | 4 | 83 | 157 | 9 | .964 |
| TOTAL | .338 | 63 | 62 | 213 | 48 | 72 | 14 | 4 | 4 | 37 | 106 | .498 | 30 | 3 | 30 | 2 | .423 | 2 | 4 | 3 | 4 | 83 | 157 | 9 | .964 |

Jax Biggers Career SEC Stats

| Year | Avg | GP | GS | AB | R | H | 2B | 3B | HR | RBI | TB | SLG% | BB | HBP | SO | GDP | OB% | SF | SH | SB | ATT | PO | A | E | FLD% |
|-------|------|----|----|----|----|----|----|----|----|-----|----|------|----|-----|----|-----|------|----|----|----|-----|----|----|---|------|
| 2017 | .340 | 29 | 29 | 97 | 21 | 33 | 7 | 0 | 2 | 13 | 46 | .474 | 11 | 1 | 16 | 0 | .405 | 2 | 1 | 1 | 2 | 41 | 76 | 5 | .959 |
| TOTAL | .340 | 29 | 29 | 97 | 21 | 33 | 7 | 0 | 2 | 13 | 46 | .474 | 11 | 1 | 16 | 0 | .405 | 2 | 1 | 1 | 2 | 41 | 76 | 5 | .959 |

**17****LUKE BONFIELD****OF • R/R • 6-3 • 215 • Senior****Skillman, N.J. • IMG Academy****As a Junior (2017)**

>>> SEC Player of the Week (April 17)

>>> SEC All-Tournament Team

Started all 64 games as either the designated hitter or left fielder ... Hit .294 with 73 hits, nine home runs, and 49 RBIs ... Hits, home runs, and RBIs were all career-bests ... Produced a .448 slugging percentage and walked 30 times for a .366 on-base percentage ... Made only one error in 55 chances for a .982 fielding percentage ... Notched 24 multi-hit games to lead all Razorbacks and six games with a career-high three hits ... Also had 15 multi-RBI games, second-most on the team ... Hit .300 for the NCAA Fayetteville Regional with two multi-hit games vs. Missouri State (June 3 and June 4) ... His three hits against the Bears in the regional semifinals tied a career-high ... Had a season-long seven-game hitting streak running from game two against Alcorn State (March 15) through game two at No. 18 Missouri (March 25) ... During the seven-game streak, he went 13-for-27 (.481) with five multi-hit games, five RBIs, and two home runs ... Tied a career-high two doubles at No. 10 Auburn (April 22), part of a 2-for-3 game with one RBI ... Stole his first career base at No. 22 Texas A&M (May 18) ... Notched the walk-off single in the bottom of the ninth against Rhode Island (March 10) to help claim Arkansas' fourth series win of the year ... Went 2-for-5 in that game with the lone winning RBI against the Rams ... Won SEC Player of the Week honors after hitting .400 for the week against Missouri State (April 11) and Georgia (April 13-15) with two home runs and 11 RBIs over a four-game span ... Went 5-for-14 (.357) at the plate against Georgia with four of those hits coming with runners on base and three with two outs ... Hit final home run of the season in the first inning against Mississippi State (May 25) in the SEC Tournament, one of 10 home runs hit by the Hogs during the tournament.

As a Sophomore (2016)

Was Arkansas' primary left fielder, playing in 49 games and batting .304 with 52 hits, eight home runs and 39 RBI ... His average made him one of two Razorbacks to hit over .300 in 2016 and his 39 runs batted in led all players on the team ... All offensive totals were new career-bests for a single-season ... Also slugged .509 and walked 26 times for a .402 on-base percentage, another team-leading total ... Only made one error in the field for a .977 fielding percentage ... Hit first career home run vs. Central Michigan (Feb. 21), a three-run homer ... Set single-game career-highs in hits, runs, RBI and walks throughout the year ... Had a career-high three hits three different times, coming against Miss. Valley State (Feb. 23), Western Illinois (March 12) and ULM (April 12) ... The three hits against Miss. Valley State also included four runs scored and five RBI, all career-highs ... Notched 14 multi-hit games throughout the year and nine multi-RBI games ... Had a season-long eight-game hitting streak running from game three vs. Missouri (April 3) until game two vs. Florida (April 15) ... During that streak, he went 13-for-33 (.394) with five RBI, two home runs and five runs scored.

As a Freshman (2015)

Saw action in 28 games during the 2015 season, hitting .177 with one double and seven runs batted in ... Recorded his first collegiate hit in the season-opener against North Dakota (Feb. 13) ... Tallied his first RBI against Gonzaga (March 10) ... Scored a season-high two runs against Stephen F. Austin (April 15) ... Recorded his only multi-RBI game of the year on the road at No. 1 Texas A&M, helping Arkansas secure a series win against the top-ranked Aggies ... Had a season-high three walks against Stephen F. Austin (April 15) ... Recorded a hit and scored a run in his only plate appearance in the NCAA Fayetteville Super Regional against Missouri State (June 5).

IMG Academy (FL)

Ranked as the 57th-best recruit nationally and the third-best recruit in the state of New Jersey according to Perfect Game ... Named a Perfect Game Preseason First Team All-American in 2014 ... Named Northeast All-Region first team ... Named to the Perfect Game Florida All-State Team in 2014 and a Perfect Game state of Florida top hitter in 2014 ... Hit .379 with three home runs and 19 RBI in 2014 in 24 games played ... Ranked 187th nationally and a top five prospect who got away in the 2014 MLB Draft by Baseball America ... Ranked as a top five college summer league player and ranked No. 2 top prospect in 2014 by FCBL.

Immaculata High School (NJ)

Named a 2012 and 2013 honorable mention preseason high school underclassmen All-American by Perfect Game ... Earned second team all-area honors from The Courier News and was named first team All-Somerset County in 2013 ... Finished his junior season with a .431 batting average, five home runs and 35 RBI ... Selected to the All-Tournament Team at the 2013 WWBA Tournament in Jupiter, Fla. ... Attended the 2011 Perfect Game National Underclass Showcase Main Event ... In 2011, hit .260 with 12 RBI and two home runs ... Attended the 2012 Perfect Game Midwest Underclass Showcase ... Named all-county/conference second team ... Hit .365 with 18 RBI and three home runs in 2012 ... Hit .431 with five home runs and 35 RBI in 2013 ... Attended the 2013 Perfect Game National Showcase ... Played his summer baseball with the Atlanta Blue Jays, coached by Anthony Dye.

In the Draft

2014- New York Mets, 21st round (625 overall).

Personal

Son of Dave and Susan Bonfield ... Has one sister, Caroline ... Majoring in business.

RETURNING PLAYERS



Luke Bonfield Career Stats

| Year | Avg | GP | GS | AB | R | H | 2B | 3B | HR | RBI | TB | SLG% | BB | HBP | SO | GDP | OB% | SF | SH | SB | ATT | PO | A | E | FLD% |
|-------|------|-----|-----|-----|----|-----|----|----|----|-----|-----|------|----|-----|-----|-----|------|----|----|----|-----|-----|---|---|-------|
| 2015 | .177 | 28 | 17 | 62 | 11 | 11 | 1 | 0 | 0 | 7 | 12 | .194 | 16 | 0 | 18 | 1 | .346 | 0 | 0 | 0 | 0 | 4 | 0 | 0 | 1.000 |
| 2016 | .304 | 49 | 48 | 171 | 29 | 52 | 11 | 0 | 8 | 39 | 87 | .509 | 26 | 4 | 41 | 4 | .402 | 3 | 0 | 0 | 2 | 42 | 0 | 1 | .977 |
| 2017 | .294 | 64 | 64 | 248 | 41 | 73 | 9 | 1 | 9 | 49 | 111 | .448 | 30 | 2 | 44 | 6 | .366 | 7 | 1 | 1 | 3 | 54 | 0 | 1 | .982 |
| TOTAL | .283 | 141 | 129 | 481 | 81 | 136 | 21 | 1 | 17 | 95 | 210 | .437 | 72 | 6 | 103 | 11 | .376 | 10 | 1 | 1 | 5 | 100 | 0 | 2 | .980 |

Luke Bonfield Career SEC Stats

| Year | Avg | GP | GS | AB | R | H | 2B | 3B | HR | RBI | TB | SLG% | BB | HBP | SO | GDP | OB% | SF | SH | SB | ATT | PO | A | E | FLD% |
|-------|------|----|----|-----|----|----|----|----|----|-----|-----|------|----|-----|----|-----|------|----|----|----|-----|----|---|---|------|
| 2015 | .133 | 12 | 8 | 30 | 4 | 4 | 0 | 0 | 0 | 5 | 4 | .133 | 5 | 0 | 3 | 0 | .250 | 0 | 0 | 0 | 0 | 0 | 0 | 0 | .000 |
| 2016 | .262 | 29 | 28 | 103 | 13 | 27 | 3 | 0 | 4 | 16 | 42 | .408 | 17 | 0 | 26 | 3 | .367 | 0 | 0 | 0 | 1 | 31 | 0 | 1 | .969 |
| 2017 | .304 | 29 | 29 | 115 | 14 | 35 | 4 | 0 | 5 | 19 | 54 | .470 | 10 | 2 | 18 | 3 | .367 | 1 | 1 | 1 | 2 | 33 | 0 | 1 | .971 |
| TOTAL | .266 | 70 | 65 | 248 | 31 | 66 | 7 | 0 | 9 | 40 | 100 | .403 | 32 | 2 | 47 | 6 | .353 | 1 | 1 | 1 | 3 | 64 | 0 | 2 | .970 |



55

ISAIAH CAMPBELL

RHP • R/R • 6-4 • 235 • R-Sophomore
Olathe, Kan. • Olathe South HS

As a Sophomore (2017)

Made one appearance against Bryant (Feb. 25), throwing 0.2 innings, while walking one and striking out one on 26 pitches ... Was shut down for the remainder of the year with an elbow injury, but was given a medical redshirt for the season.

As a Freshman (2016)

Made six starts in 13 appearances ... Recorded 23 strikeouts in 31.2 innings of work, while going 3-1 with a 3.69 ERA ... His 31.2 innings were the fifth-most on the team and he tied for second in wins ... Recorded first career start, strikeout and win against Mississippi Valley State (Feb. 23), going 2.0 innings in a 21-4 victory ... Earned wins against Grambling State (March 15) and No. 25 Creighton (April 19) ... Made seven appearances in SEC play with one start ... Was one of three freshmen to have at least one start in conference play ... Compiled a 3.86 ERA against SEC teams, striking out 10 batters in 16.1 innings ... Longest outing and first quality start was against Alabama (May 13), allowing one run in 5.0 innings pitched with two strikeouts ... Had a career-high four strikeouts against Grambling State (March 15) ... Turned in scoreless outings against Gonzaga (March 9), at Memphis (April 6), No. 25 Creighton (April 19) and Alabama (May 13) ... Played for the Conejo Oaks in the California Collegiate Summer Baseball League where he was named to the South All-Star Team ... Named to the 2015-16 First-Year SEC Academic Honor Roll.

Olathe South High School

Played for head coach Josh Perkins ... Named a top 500 prospect by Perfect Game, including the No. 206 right-handed pitcher in the country ... Ranked as the No. 7 prospect in the state of Kansas and the No. 4 right-handed pitcher in the state ... As a senior, went 5-1 with a 1.66 ERA, while striking out 42 in 33.2 innings ... As a junior, went 5-1 with a 2.60 ERA, while striking out 60 in 35 innings ... As a sophomore, went 5-2 with a 1.40 ERA, while striking out 52 in 37 innings ... Named Perfect Game Underclass High Honorable Mention in 2014 ... Also played basketball as a freshman and sophomore ... Graduated with a 4.125 GPA ... Four-time president's honor roll ... Member of the National Honor Society.

Personal

Born on Aug. 15, 1997 ... Son of Parry and Deanna Campbell ... Has one sister, Taylor ... Was born in Portugal ... Biochemistry major.



Isaiah Campbell Career Stats

| Year | ERA | W | L | App | GS | CG | SHO | CBO | SV | IP | H | R | ER | BB | SO | 2B | 3B | HR | BF | B/Avg | WP | HBP | BK | SFA | SHA | PO | A | E | FLD% |
|-------|-------|---|---|-----|----|----|-----|-----|----|------|----|----|----|----|----|----|----|----|-----|-------|----|-----|----|-----|-----|----|---|---|-------|
| 2016 | 3.69 | 3 | 1 | 13 | 6 | 0 | 0 | 0 | 0 | 31.2 | 31 | 19 | 13 | 11 | 23 | 4 | 0 | 4 | 139 | .256 | 1 | 3 | 0 | 1 | 3 | 2 | 6 | 0 | 1.000 |
| 2017 | 40.50 | 0 | 0 | 1 | 0 | 0 | 0 | 0 | 0 | 0.2 | 3 | 3 | 3 | 1 | 1 | 1 | 0 | 0 | 6 | .600 | 1 | 0 | 0 | 0 | 0 | 0 | 0 | 0 | .000 |
| TOTAL | 4.45 | 3 | 1 | 14 | 6 | 0 | 0 | 0 | 0 | 32.2 | 34 | 22 | 16 | 12 | 24 | 5 | 0 | 4 | 145 | .270 | 2 | 3 | 0 | 1 | 3 | 2 | 6 | 0 | 1.000 |

Isaiah Campbell Career SEC Stats

| Year | ERA | W | L | App | GS | CG | SHO | CBO | SV | IP | H | R | ER | BB | SO | 2B | 3B | HR | BF | B/Avg | WP | HBP | BK | SFA | SHA | PO | A | E | FLD% |
|-------|------|---|---|-----|----|----|-----|-----|----|------|----|----|----|----|----|----|----|----|----|-------|----|-----|----|-----|-----|----|---|---|-------|
| 2016 | 3.86 | 0 | 1 | 7 | 1 | 0 | 0 | 0 | 0 | 16.1 | 17 | 12 | 7 | 7 | 10 | 3 | 0 | 1 | 75 | .258 | 0 | 1 | 0 | 1 | 0 | 1 | 2 | 0 | 1.000 |
| TOTAL | 3.86 | 0 | 1 | 7 | 1 | 0 | 0 | 0 | 0 | 16.1 | 17 | 12 | 7 | 7 | 10 | 3 | 0 | 1 | 75 | .258 | 0 | 1 | 0 | 1 | 0 | 1 | 2 | 0 | 1.000 |



8

ERIC COLE

OF • S/R • 5-11 • 195 • Junior
Southlake, Texas • Southlake Central HS

As a Sophomore (2017)

Played in 55 games with 51 starts in the outfield or as the designated hitter ... Hit .282 with 58 hits, five home runs, 25 RBIs, and 19 walks ... His 12 doubles were good for fourth-best on the team ... Stole three bases, the third-highest on the team ... Hit even better in SEC play with a .315 average, second-best on the team ... Over 25 games against conference opponents, he slugged .435 and had nine extra-base hits with nine RBIs ... Hit his first career home run, an inside-the-park home run, against Miami (Ohio) (Feb. 19), part of a 1-for-3 day with a career-high three runs scored ... Finished the season with 15 multi-hit games and nine multi-RBI games ... Notched his first four-hit game of his career, going 4-for-5 with a double against Georgia (April 14) ... Went 2-for-4 with a career-high two doubles at No. 22 Texas A&M (May 19) ... Had a career-long 12 game hit streak lasting through final three regular-season series, SEC Tournament, and start of NCAA Regional (May 6-June 2) ... Hit .354 during stretch with four multi-hit games, eight runs scored, three doubles, two home runs, and eight RBIs ... Hit .409 during the SEC Tournament, garnering the second-most hits (9), third-highest slugging percentage (.727), and third-most bases (16) on the team over the five-game span ... His nine hits were the second-most among all players in the field ... Drove in five runs at the conference tournament, four in the semifinals (vs. Florida) and finals (vs. LSU) ... Went 7-for-21 (.300) in the NCAA Fayetteville Regional totaling two hits or more both games of the regional final against Missouri State (June 4-5) ... His seven hits were the most among all players in the regional field ... Had three of Arkansas' five hits in the final game of the season, his fourth game with three hits or more.

As a Freshman (2016)


Played in 32 games and started 25 in the outfield ... Started in right field on Opening Day ... Batted .265 with 27 hits, 14 runs scored, seven RBI and 13 walks ... One of five freshmen position players to receive significant playing time ... Was a perfect 2-for-2 on stolen bases ... Had 10 hits in SEC play, batting .250 with one extra base hit ... Opened the season with a four-game hitting streak, recording multiple hits in three of first four games ... Went 7-for-13 (.538) during the aforementioned stretch against Central Michigan and Mississippi Valley State, scoring five times and walking four times ... Recorded eight multi-hit games, including a three-hit game at No. 4 Mississippi State (May 21) ... Three hits against the Bulldogs were a season-high ... Drove in a season-high two runs during a 2-for-3 day at Missouri State (May 3) that included a triple and run scored.

Southlake Carroll High School

Played for head coach Larry Hughes ... Named a top 500 prospect by Perfect Game, including a top 153 ranked outfielder ... Ranked as the No. 95 prospect in the state of Texas and a top 20 outfielder in the state ... As a senior, batted .395 with two homeruns, two triples and 20 RBI in half a season ... As a junior, batted .419 with 13 triples and 35 RBI ... Named Perfect Game Underclass High Honorable Mention in 2014 ... Played summer ball for the Dallas Mustangs ... Attended the 2013 Perfect Game South Underclass Showcase ... Graduated with a 3.5 GPA and earned a partial academic scholarship ... Also played football as a freshman ... Most memorable athletic moment was beating Coppell in the playoffs as a senior.

Personal

Born on Jan. 17, 1997 ... Son of Terry and Andrea Cole ... Has one sister, Megan ... Business major.



Eric Cole Career Stats

| Year | Avg | GP | GS | AB | R | H | 2B | 3B | HR | RBI | TB | SLG% | BB | HBP | SO | GDP | OB% | SF | SH | SB | ATT | PO | A | E | FLD% |
|-------|------|----|----|-----|----|----|----|----|----|-----|-----|------|----|-----|----|-----|------|----|----|----|-----|----|---|---|-------|
| 2016 | .265 | 32 | 25 | 102 | 14 | 27 | 2 | 1 | 0 | 7 | 31 | .304 | 13 | 1 | 24 | 0 | .350 | 1 | 4 | 2 | 2 | 33 | 0 | 0 | 1.000 |
| 2017 | .282 | 55 | 51 | 206 | 31 | 58 | 12 | 0 | 5 | 25 | 85 | .413 | 19 | 3 | 25 | 3 | .349 | 1 | 3 | 3 | 5 | 56 | 0 | 0 | 1.000 |
| TOTAL | .276 | 87 | 76 | 308 | 45 | 85 | 14 | 1 | 5 | 32 | 116 | .377 | 32 | 4 | 49 | 3 | .350 | 2 | 7 | 5 | 7 | 89 | 0 | 0 | 1.000 |

Eric Cole Career SEC Stats

| Year | Avg | GP | GS | AB | R | H | 2B | 3B | HR | RBI | TB | SLG% | BB | HBP | SO | GDP | OB% | SF | SH | SB | ATT | PO | A | E | FLD% |
|-------|------|----|----|-----|----|----|----|----|----|-----|----|------|----|-----|----|-----|------|----|----|----|-----|----|---|---|-------|
| 2016 | .250 | 13 | 9 | 40 | 2 | 10 | 1 | 0 | 0 | 0 | 11 | .275 | 4 | 0 | 9 | 0 | .318 | 0 | 0 | 1 | 1 | 13 | 0 | 0 | 1.000 |
| 2017 | .315 | 25 | 24 | 92 | 12 | 29 | 8 | 0 | 1 | 9 | 40 | .435 | 9 | 1 | 6 | 1 | .382 | 0 | 2 | 1 | 2 | 22 | 0 | 0 | 1.000 |
| TOTAL | .295 | 38 | 33 | 132 | 14 | 39 | 9 | 0 | 1 | 9 | 51 | .386 | 13 | 1 | 15 | 1 | .363 | 0 | 2 | 2 | 3 | 35 | 0 | 0 | 1.000 |



32

MATT CRONIN

LHP • L/L • 6-2 • 190 • Sophomore
Navarre, Fla. • Navarre HS

As a Freshman (2017)

Appeared in 15 games, all out of the bullpen, generating a 3-1 record with a 2.00 ERA, the lowest among all Razorback relief pitchers ... Threw 18.0 innings and struck out 31 batters, while walking only 12 and giving up just four earned runs ... Held opponents to a .136 batting average, lowest among all Arkansas pitchers ... Made five appearances in the postseason, three in the NCAA Fayetteville Regional, holding opponents to no hits and striking out 10 ... Combined with Dominic Taccolini and Josh Alberius to throw a seven-inning no-hitter in the SEC Tournament against Auburn (May 25) ... It was the 13th no-hitter in school history and first since 2006 ... Struck out a season-high six batters over three innings to earn the victory over the Tigers, while throwing a season-high 71 pitches ... Earned three wins during the season (at Missouri State - April 11; vs. Memphis - April 18; vs. Auburn - May 25) ... Struck out two or more batters in nine appearances, including four or more three times (4 vs. Alcorn State - March 15; 5 vs. Kansas State - April 25; 6 vs. Auburn - May 25).

Navarre High School

Ranked as the No. 27 left-handed pitcher and the No. 185 overall prospect in the nation by Perfect Game ... Ranked as the No. 6 left-handed pitcher and the No. 33 overall recruit in the state of Florida by Perfect Game ... 2016 Rawlings-Perfect Game All-America honorable mention and Florida first team All-Region ... 2015 Perfect Game Underclassmen High All-America honorable mention ... Named most valuable pitcher of the 2016 Perfect Game 18U Florida State Championship ... Named to the 2015 WWBA World Championship All-Tournament team and the 2013 WWBA Underclass Word Championship Team ... Participated in the 2015 Area Code Baseball Games as part of the Washington Nationals team representing the southeast ... Large School All-Area Pitcher of the Year in 2015 and 2016 ... Posted a 4-1 record with a 1.73 earned run average, 0.77 WHIP and 114 strikeouts in 60.2 innings in 2016 ... Threw a seven-inning perfect game as a senior at Navarre ... Florida 7A All-State selection in 2015 ... Pensacola News Journal Pitcher of the Year in 2015 ... Led the state of Florida with 143 strikeouts and allowed just 22 hits in 68.2 innings ... Throws 92 mph fastball ... Played summer and fall ball for Evoshield Canes ... Threw a complete game one-hitter for the Canes in the 2015 World Wood Bat Association World Championship ... Played for head coach Scott Murphy at Navarre High School.

Personal

Son of John and Robyn Cronin ... Has one brother, John Michael ... Majoring in sport management.



Matt Cronin Career Stats

| Year | ERA | W | L | App | GS | CG | SHO | CBO | SV | IP | H | R | ER | BB | SO | 2B | 3B | HR | BF | B/Avg | WP | HBP | BK | SFA | SHA | PO | A | E | FLD% |
|-------|------|---|---|-----|----|----|-----|-----|----|------|---|---|----|----|----|----|----|----|----|-------|----|-----|----|-----|-----|----|---|---|-------|
| 2017 | 2.00 | 3 | 1 | 15 | 0 | 0 | 0 | 2 | 1 | 18.0 | 8 | 4 | 4 | 12 | 31 | 1 | 0 | 1 | 76 | .136 | 0 | 3 | 0 | 0 | 2 | 0 | 2 | 0 | 1.000 |
| TOTAL | 2.00 | 3 | 1 | 15 | 0 | 0 | 0 | 2 | 1 | 18.0 | 8 | 4 | 4 | 12 | 31 | 1 | 0 | 1 | 76 | .136 | 0 | 3 | 0 | 0 | 2 | 0 | 2 | 0 | 1.000 |

Matt Cronin Career SEC Stats

| Year | ERA | W | L | App | GS | CG | SHO | CBO | SV | IP | H | R | ER | BB | SO | 2B | 3B | HR | BF | B/Avg | WP | HBP | BK | SFA | SHA | PO | A | E | FLD% |
|-------|------|---|---|-----|----|----|-----|-----|----|-----|---|---|----|----|----|----|----|----|----|-------|----|-----|----|-----|-----|----|---|---|------|
| 2017 | 0.00 | 0 | 0 | 2 | 0 | 0 | 0 | 0 | 0 | 1.1 | 1 | 0 | 0 | 1 | 1 | 0 | 0 | 0 | 6 | .333 | 0 | 1 | 0 | 0 | 1 | 0 | 0 | 0 | .000 |
| TOTAL | 0.00 | 0 | 0 | 2 | 0 | 0 | 0 | 0 | 0 | 1.1 | 1 | 0 | 0 | 1 | 1 | 0 | 0 | 0 | 6 | .333 | 0 | 1 | 0 | 0 | 1 | 0 | 0 | 0 | .000 |



29

ANGUS DENTON

RHP • R/R • 5-11 • 160 • Sophomore
Beebe, Ark. • Beebe HS

As a Freshman (2017)

Appeared in eight games, one in conference play ... Threw 10.1 innings and struck out 10 batters, while allowing just six earned runs and three walks ... Worked a season-high 5.2 innings in his lone conference appearance (vs. Auburn - April 21), striking out a season-high five batters, and throwing 79 pitches ... Didn't give up a run in his first six appearances ... Made his collegiate debut against Bryant (Feb. 25).

Beebe High School

Ranked as the No. 489 right-handed pitcher and a top 1000 recruit in the nation according to Perfect Game ... Ranked the top right-handed pitcher and the No. 8 overall recruit in the state of Arkansas ... Named 2016 Rawlings-Perfect Game Southeast All-Region honorable mention ... Earned all-state honors ... Went 7-1 with a 0.46 earned run average in 2016 ... Recorded 92 strikeouts compared to nine walks in 46.0 innings pitched ... Also hit .442 with eight doubles, seven triples, and was a perfect 13-for-13 in stolen base attempts in 2016 ... Struck out 96 batters in 51.0 innings and posted a 0.41 earned run average in 2015 ... Played summer ball for the Diamonds Baseball Club ... Pitched seven scoreless innings for Diamonds Baseball Club at the prestigious East Cobb Invitational in 2015 ... Played for head coach Mark Crafton at Beebe High School ... Also played for the Midland Redskins and played in the Connie Mack World Series.

Personal

Son of Manley and Leah Ann Denton ... Has one sister, Anna, and one brother, Levi ... Brother, Levi, played baseball at Harding Univeristy ... Plans to major in recreation and sport management.



Angus Denton Career Stats

| Year | ERA | W | L | App | GS | CG | SHO | CBO | SV | IP | H | R | ER | BB | SO | 2B | 3B | HR | BF | B/Avg | WP | HBP | BK | SFA | SHA | PO | A | E | FLD% |
|-------|------|---|---|-----|----|----|-----|-----|----|------|----|---|----|----|----|----|----|----|----|-------|----|-----|----|-----|-----|----|---|---|-------|
| 2017 | 5.23 | 0 | 0 | 8 | 0 | 0 | 0 | 0 | 0 | 10.1 | 10 | 6 | 6 | 3 | 10 | 3 | 0 | 3 | 45 | .244 | 0 | 1 | 0 | 0 | 0 | 0 | 2 | 0 | 1.000 |
| TOTAL | 5.23 | 0 | 0 | 8 | 0 | 0 | 0 | 0 | 0 | 10.1 | 10 | 6 | 6 | 3 | 10 | 3 | 0 | 3 | 45 | .244 | 0 | 1 | 0 | 0 | 0 | 0 | 2 | 0 | 1.000 |

Angus Denton Career SEC Stats

| Year | ERA | W | L | App | GS | CG | SHO | CBO | SV | IP | H | R | ER | BB | SO | 2B | 3B | HR | BF | B/Avg | WP | HBP | BK | SFA | SHA | PO | A | E | FLD% |
|-------|------|---|---|-----|----|----|-----|-----|----|-----|---|---|----|----|----|----|----|----|----|-------|----|-----|----|-----|-----|----|---|---|------|
| 2017 | 7.94 | 0 | 0 | 1 | 0 | 0 | 0 | 0 | 0 | 5.2 | 7 | 5 | 5 | 2 | 5 | 3 | 0 | 2 | 26 | .292 | 0 | 0 | 0 | 0 | 0 | 0 | 0 | 0 | .000 |
| TOTAL | 7.94 | 0 | 0 | 1 | 0 | 0 | 0 | 0 | 0 | 5.2 | 7 | 5 | 5 | 2 | 5 | 3 | 0 | 2 | 26 | .292 | 0 | 0 | 0 | 0 | 0 | 0 | 0 | 0 | .000 |

**24****DOMINIC FLETCHER****OF • L/L • 5-9 • 188 • Sophomore
Cypress, Calif. • Cypress HS****As a Freshman (2017)**

>>> NCBWA Freshman All-American
>>> Baseball America Freshman All-American
>>> SEC All-Freshman Team

Started 56 games in centerfield ... Hit .291 with 64 hits, 12 home runs, and 37 RBIs ... His 12 long balls were the second most by a Razorback freshman in a season in school history and the most among all freshmen in the conference in 2017 ... Hit a home run in his first game against Miami (Ohio) (Feb. 17), the first Arkansas freshman to homer in his Razorback debut since Andy Wilkins in 2008 ... Produced a .495 slugging percentage and a .356 on-base percentage ... Struck out just 36 times, the third-lowest among all Arkansas players with 200 or more at-bats ... Was consistent through conference play, hitting .284 in 28 games ... Hit five of his 12 home runs against SEC teams ... Made just three errors in the outfield for a .978 fielding percentage and notched three outfield assists ... Totaled 18 multi-hit games, six with three hits or more ... Also had seven games with two or more RBIs, including two four-RBI games (vs. Memphis - April 18; vs. Florida - May 27) ... Against Memphis, he nearly hit for the cycle, going 3-for-5 at the plate, missing only the home run ... His four RBIs and three runs scored in the game were both season highs ... Matched that performance in the SEC Tournament against the top-seed Florida Gators, going 3-for-4 with four RBIs, one home run, one walk, and three runs scored ... Finished the tournament hitting .350 with six RBIs and four extra-base hits ... Went on to hit .227 in the NCAA Fayetteville Regional, notching at least one hit in four out of five games ... Went 2-for-5 in the first elimination game against Oral Roberts (June 4), with one double ... Had a season-long eight-game hitting streak running from Arkansas' second game of the SEC Tournament (vs. Auburn - May 25) through the first game of the regional final (vs. Missouri State - June 4) ... During the streak, he went 12-for-35 (.343) with three multi-hit games, two home runs, and seven RBIs ... Helped secure a crucial series split at Tennessee (May 6) by hitting a solo home run in the second game of a double header for a 2-0 victory ... Went 5-for-7 (.714) in the rain-shortened series with two home runs against the Volunteers ... Over the final eight games of the regular season, he had 14 hits with six RBIs, and four home runs, helping Arkansas earn a four-seed in the SEC Tournament.

Cypress High School

Ranked as the No. 10 outfielder and the No. 82 overall prospect in the nation by Perfect Game ... Ranked as the No. 4 outfielder and No. 10 overall prospect in the state of California ... Ranked as the No. 209 overall MLB Draft prospect in the Baseball America Top 500 ... 2016 Rawlings-Perfect Game second team All-American and California first team All-Region ... Considered to have the second-best high school arm and be the fourth-best high school defender by Perfect Game ... 2015 Perfect Game Underclassman first team All-American ... Participated in the 2015 Perfect Game National Showcase ... Named to the 2015 17U Perfect Game World Series All-Tournament Team ... Named to the 2015 all-CIF Division I team ... Hit .385 at 2015 WWBA World Championship and earned all-tournament recognition ... Participated in the 2015 Area Code Baseball Games as part of the Milwaukee Brewers team representing Southern California ... Attended the 2014 Perfect Game Underclass All-American Games ... 2014 Perfect Game Underclassman High All-American honorable mention ... Orange County baseball player of the year in 2016 and first team All-Orange County in 2015 ... Named to the California Southern Section All-Division I team ... Batted .365 with 29 runs scored and 27 RBI in 2016 ... Helped lead Cypress to a 25-8 record and advanced to the state quarterfinals ... As a freshman, was part of a Cypress team that finished 26-8 and won the CIF Southern Section Division I State Championship ... Played summer and fall ball for the CBA Marucci 2016 ... Played for head coach John Weber at Cypress High School.

Personal

Son of Tim and Fernanda Fletcher ... Has one brother, David and one sister, Dariana ... Majoring in sport management.



Dominic Fletcher Career Stats

| Year | Avg | GP | GS | AB | R | H | 2B | 3B | HR | RBI | TB | SLG% | BB | HBP | SO | GDP | OB% | SF | SH | SB | ATT | PO | A | E | FLD% |
|-------|------|----|----|-----|----|----|----|----|----|-----|-----|------|----|-----|----|-----|------|----|----|----|-----|-----|---|---|------|
| 2017 | .291 | 59 | 56 | 220 | 44 | 64 | 7 | 1 | 12 | 37 | 109 | .495 | 17 | 7 | 36 | 4 | .356 | 3 | 3 | 1 | 2 | 128 | 3 | 3 | .978 |
| TOTAL | .291 | 59 | 56 | 220 | 44 | 64 | 7 | 1 | 12 | 37 | 109 | .495 | 17 | 7 | 36 | 4 | .356 | 3 | 3 | 1 | 2 | 128 | 3 | 3 | .978 |

Dominic Fletcher SEC Stats

| Year | Avg | GP | GS | AB | R | H | 2B | 3B | HR | RBI | TB | SLG% | BB | HBP | SO | GDP | OB% | SF | SH | SB | ATT | PO | A | E | FLD% |
|-------|------|----|----|-----|----|----|----|----|----|-----|----|------|----|-----|----|-----|------|----|----|----|-----|----|---|---|------|
| 2017 | .284 | 28 | 27 | 102 | 15 | 29 | 0 | 0 | 5 | 12 | 44 | .431 | 4 | 4 | 16 | 2 | .330 | 2 | 3 | 0 | 1 | 73 | 1 | 1 | .987 |
| TOTAL | .284 | 28 | 27 | 102 | 15 | 29 | 0 | 0 | 5 | 12 | 44 | .431 | 4 | 4 | 16 | 2 | .330 | 2 | 3 | 0 | 1 | 73 | 1 | 1 | .987 |



3

JARED GATES

INF • L/R • 6-0 • 190 • Senior

Wichita, Kan. • Wichita NW HS/Iowa West. CC

As a Junior (2017)

Played in 37 games with 35 starts, all at third base ... Batted .246 with six home runs, 14 RBIs, 19 runs scored and 11 walks ... Suffered a broken bone in his hand at the start of the year to still be one of six players with six or more home runs last season ... Made only two errors in 56 chances for a .964 fielding percentage ... Hit three of his six home runs in SEC play ... Made his first Division I start against New Orleans (March 22) ... Upon getting his first hit of the season against Alabama (March 31), went 10-for-20 (.500) over a five-game stretch with two home runs, six RBIs, and two walks ... Notched at least one hit in 16 of 21 games from March 31 - May 4 ... Finished the season with five multi-hit games and five multi-RBI games ... Had a season-high three hits twice against Alabama (March 31) and No. 13 LSU (April 7) ... Capped the season with a strong showing in the NCAA Fayetteville Regional hitting .333 over four games with four hits, two home runs, and three RBIs ... Hit the go-ahead two-run home run just before 3 a.m. against Missouri State (June 4) to keep Arkansas' season alive and force a deciding regional final game ... Had two of Arkansas' five hits in the regional final against Missouri State (June 5), including a home run and scored both of the Hogs' runs.

Iowa Western Community College

NJCAA Division I Baseball second team All-America selection in 2016 ... Marucci NJCAA Division I Baseball elite hitter for the Northern District in 2016 ... NJCAA Region XI player of the year and NJCAA Region XI first team all-region ... Batted .434 with a .478 on-base percentage and .764 slugging percentage ... Hit eight home runs, drove in 61 runs, scored 77 runs and stole seven bases in eight attempts ... Helped lead Iowa Western to a 52-15 record, a NJCAA Region XI Baseball Championship and a Final Four appearance in the NJCAA World Series.

Wichita Northwest High School

Batted .448 over his four year high school career with 83 runs scored 56 RBIs and 37 extra base hits ... Hit over .400 in three out of his four seasons, his highest coming in 2013 as a junior (.612), which led the City League ... Had a career high 32 hits and 18 RBIs during his senior season ... 62 of his 108 career hits came during his junior and senior seasons ... Named to the all-metro team in 2013 ... Was KABC 6A Kansas High School Player of the Year as a junior.

Personal

Son of Steve and Tammy Gates ... Has three brothers, Zach, Dylan, and Tyler ... Chose to play baseball at Arkansas because it's the best program in the midwest and in the SEC ... Plans on being a coach and, possibly starting his own business after his playing career ... Enjoys golfing, fishing, and playing Settler of Catan ... Majoring in business.

RETURNING PLAYERS



Jared Gates Career Stats (at Arkansas)

| Year | Avg | GP | GS | AB | R | H | 2B | 3B | HR | RBI | TB | SLG% | BB | HBP | SO | GDP | OB% | SF | SH | SB | ATT | PO | A | E | FLD% |
|-------|------|----|----|-----|----|----|----|----|----|-----|----|------|----|-----|----|-----|------|----|----|----|-----|----|----|---|------|
| 2017 | .246 | 37 | 35 | 122 | 19 | 30 | 3 | 0 | 6 | 14 | 51 | .418 | 11 | 4 | 32 | 2 | .328 | 0 | 1 | 0 | 0 | 16 | 38 | 2 | .964 |
| TOTAL | .246 | 37 | 35 | 122 | 19 | 30 | 3 | 0 | 6 | 14 | 51 | .418 | 11 | 4 | 32 | 2 | .328 | 0 | 1 | 0 | 0 | 16 | 38 | 2 | .964 |

Jared Gates Career SEC Stats

| Year | Avg | GP | GS | AB | R | H | 2B | 3B | HR | RBI | TB | SLG% | BB | HBP | SO | GDP | OB% | SF | SH | SB | ATT | PO | A | E | FLD% |
|-------|------|----|----|----|----|----|----|----|----|-----|----|------|----|-----|----|-----|------|----|----|----|-----|----|----|---|------|
| 2017 | .233 | 22 | 21 | 73 | 10 | 17 | 1 | 0 | 3 | 6 | 27 | .370 | 3 | 2 | 20 | 1 | .282 | 0 | 1 | 0 | 0 | 10 | 27 | 1 | .974 |
| TOTAL | .233 | 22 | 21 | 73 | 10 | 17 | 1 | 0 | 3 | 6 | 27 | .370 | 3 | 2 | 20 | 1 | .282 | 0 | 1 | 0 | 0 | 10 | 27 | 1 | .974 |



7

JACK KENLEY

INF • L/R • 6-0 • 180 • Sophomore
Germantown, Tenn. • Houston HS

As a Freshman (2017)

Made 34 appearances with six starts, five at third base and one at shortstop ... Hit .133 with four hits, one double, two RBIs, and two walks ... Made his first collegiate start at Missouri (March 25) ... Went on to make four starts in the final 13 games, two in the NCAA Fayetteville Regional ... Notched his first collegiate hit, an RBI double, in Arkansas' SEC Tournament opener against Mississippi State (May 25) ... Went a season-best 2-for-4 at the plate in the Hogs' regional opener against Oral Roberts (June 2) with a run scored ... Had one stolen base against LSU in the SEC Tournament championship game ... Did not make an error in 28 chances.

Houston High School

Ranked as the No. 141 shortstop and a top 500 recruit in the nation according to Perfect Game ... Ranked as the No. 2 shortstop and the No. 17 overall recruit in the state of Tennessee ... 2016 Rawlings-Perfect Game All-America honorable mention and Southeast second team All-Region ... 2015 Perfect Game Underclassman High All-America honorable mention ... Named to the 2015 17U WWBA All-Tournament team after hitting .313 with six extra-base hits, three RBIs and five stolen bases for the East Coast Sox Select ... Named to the 2012 WWBA Underclass World Championship All-Tournament team ... Earned all-state honors from the Tennessee Baseball Coaches Association as a junior ... Hit .457 (105-135) with 20 RBIs, eight doubles, three triples and one home run as a junior ... Helped Houston go 4-0 and win the 2015 Louisville Slugger Select Classic #1, hitting .400 with two triples, two RBIs and seven runs en route to earning all-tournament honors ... Helped lead Houston to back-to-back state title game appearances in 2014 and 2015 ... Played fall ball with East Coast Sox ... Played for head coach Lane McCarter at Houston High School.

Personal

Son of William and Carol Kenley ... Has one sister, Grace, who plays soccer, basketball and lacrosse ... Majoring in business.

RETURNING PLAYERS



Jack Kenley Career Stats

| Year | Avg | GP | GS | AB | R | H | 2B | 3B | HR | RBI | TB | SLG% | BB | HBP | SO | GDP | OB% | SF | SH | SB | ATT | PO | A | E | FLD% |
|-------|------|----|----|----|---|---|----|----|----|-----|----|------|----|-----|----|-----|------|----|----|----|-----|----|----|---|-------|
| 2017 | .133 | 34 | 6 | 30 | 5 | 4 | 1 | 0 | 0 | 2 | 5 | .167 | 2 | 4 | 13 | 1 | .278 | 0 | 3 | 1 | 2 | 5 | 23 | 0 | 1.000 |
| TOTAL | .133 | 34 | 6 | 30 | 5 | 4 | 1 | 0 | 0 | 2 | 5 | .167 | 2 | 4 | 13 | 1 | .278 | 0 | 3 | 1 | 2 | 5 | 23 | 0 | 1.000 |

Jack Kenley Career SEC Stats

| Year | Avg | GP | GS | AB | R | H | 2B | 3B | HR | RBI | TB | SLG% | BB | HBP | SO | GDP | OB% | SF | SH | SB | ATT | PO | A | E | FLD% |
|-------|------|----|----|----|---|---|----|----|----|-----|----|------|----|-----|----|-----|------|----|----|----|-----|----|----|---|-------|
| 2017 | .000 | 18 | 2 | 12 | 1 | 0 | 0 | 0 | 0 | 0 | 0 | .000 | 0 | 1 | 7 | 0 | .077 | 0 | 2 | 0 | 0 | 1 | 11 | 0 | 1.000 |
| TOTAL | .000 | 18 | 2 | 12 | 1 | 0 | 0 | 0 | 0 | 0 | 0 | .000 | 0 | 1 | 7 | 0 | .077 | 0 | 2 | 0 | 0 | 1 | 11 | 0 | 1.000 |

**16****BLAINE KNIGHT****RHP • R/R • 6-3 • 165 • Junior****Bryant, Ark. • Bryant HS****As a Sophomore (2017)**

Made 17 appearances on the mound, 16 being starts ... Named Opening Day starter against Miami (Ohio) ... Named to Golden Spikes Mid-season Watch List ... Generated a 3.28 ERA in 90.2 innings pitched, the second-lowest ERA among Razorback starting pitchers ... Compiled an 8-4 record, the most wins of any Arkansas pitcher and the most since Chris Oliver had eight in 2014 ... Made his one relief appearance in the final game of the NCAA Fayetteville Regional against Missouri State, facing three batters in the eighth inning and allowing one walk ... Struck out 96 batters and walked only 20 for a 4.8 strikeout-to-walk ratio ... Strikeouts ranked second on the team and 10th in the SEC ... Set career-highs in wins (8), starts (16), innings pitched (90.2), and strikeouts (96) ... Was best among Arkansas starters in SEC play with a 6-3 record and a 3.38 ERA in 10 starts ... ERA was in top-15 among conference pitchers ... Had only one quality start in first four outings before racking up five-straight quality starts, all against SEC opponents (Mississippi State, Missouri, Alabama, LSU, Georgia) ... Had a total of eight quality starts on the year, his best coming at Alabama (March 31), where he threw eight strong innings and allowed just one earned run on three hits with seven strikeouts ... Recorded 10 or more strikeouts vs. No. 5 Arizona (March 3), Mississippi State (March 17), and Ole Miss (April 27) ... The 20 walks for the year were the 13th-lowest in the league ... Opened season a stretch of seven-straight games with one walk or less allowed ... During same span, he struck out 48 batters and had allowed only 10 earned runs in 40.1 innings ... Had a strong final stretch to the season, allowing only six earned runs in final five appearances, striking out 24 batters and walking seven in 23.2 innings.

As a Freshman (2016)

Made 18 appearances on the mound, good for third-highest on the team ... Earned seven starts ... Was part of the opening weekend rotation against Central Michigan ... Compiled a 2.98 ERA, the lowest ERA among Razorback pitchers with 10 or more appearances ... Had one save in his 11 relief appearances ... Struck out 46 batters and walked just 14 over his 48.1 innings of work ... Ranked third on the team in strikeouts ... Improved in SEC action with a 1.78 ERA over 25.1 innings ... His ERA was the lowest on team among pitchers with 10 innings or more in SEC play ... Gave up just five earned runs in nine conference appearances and struck out 25 batters ... Made first collegiate start vs. Central Michigan (Feb. 20), going 5.0 innings and giving up just two earned runs, while striking out three in his first career win ... Seven of his final nine appearances came in relief ... Had stretch of eight-straight games without giving up an earned run ... During the eight-game stretch, he only allowed one unearned run on 11 hits and struck out 14 ... Had one of best outings of year at No. 13 LSU, going 3.2 innings out of the bullpen and striking out a season-high eight batters ... Picked up only save against No. 18 Oklahoma State, getting final out on three pitches ... Never allowed more than two walks in an outing ... Recorded five or more strikeouts vs. Western Illinois (March 12), at No. 14 Ole Miss (April 8) and at No. 13 LSU (May 7).

In the Draft

2017 - Texas Rangers, 29th round (884 overall)

Bryant High School

Played for head coach Kirk Bock ... Named the No. 11 prospect in the state of Arkansas, including the No. 7 right-handed pitcher in the state by Perfect Game ... As a senior, went 6-2 with a 1.30 ERA ... As a junior, went 11-0 with a 0.49 ERA, including 80 strikeouts in 65.2 innings ... Named the 7A State Tournament Most Outstanding Player in 2014 and earned Arkansas Democrat Gazette All-State first team honors ... Named to the 2014 Louisville Slugger High School All-American First Team ... Two-time state champion ... Team was routinely ranked in the top 10 all four years ... Played summer ball for the Arkansas Express ... Named Perfect Game Underclass Honorable Mention in 2014 ... Was on student council ... Most memorable athletic moment was winning the state championship as a junior.

Personal

Born on June 28, 1996 ... Son of Blake and Karen Knight ... Has one brother, Braden ... Blake played baseball at Southern Arkansas ... Great grandfather, Lloyd Heightman, played professional baseball for the Pensacola Flyers ... Sport management major.

RETURNING PLAYERS



Blaine Knight Career Stats

| Year | ERA | W | L | App | GS | CG | SHO | CBO | SV | IP | H | R | ER | BB | SO | 2B | 3B | HR | BF | B/Avg | WP | HBP | BK | SFA | SHA | PO | A | E | FLD% |
|-------|------|----|---|-----|----|----|-----|-----|----|-------|-----|----|----|----|-----|----|----|----|-----|-------|----|-----|----|-----|-----|----|----|---|------|
| 2016 | 2.98 | 2 | 1 | 18 | 7 | 0 | 0 | 0 | 1 | 48.1 | 57 | 24 | 16 | 14 | 46 | 8 | 0 | 3 | 215 | .294 | 0 | 1 | 2 | 2 | 4 | 4 | 3 | 1 | .875 |
| 2017 | 3.28 | 8 | 4 | 17 | 16 | 0 | 0 | 2 | 0 | 90.2 | 75 | 35 | 33 | 20 | 96 | 14 | 0 | 11 | 367 | .222 | 4 | 4 | 3 | 1 | 4 | 4 | 9 | 1 | .929 |
| TOTAL | 3.17 | 10 | 5 | 35 | 23 | 0 | 0 | 2 | 1 | 139.0 | 132 | 59 | 49 | 34 | 142 | 22 | 0 | 14 | 582 | .248 | 4 | 5 | 5 | 3 | 8 | 8 | 12 | 2 | .909 |

Blaine Knight Career SEC Stats

| Year | ERA | W | L | App | GS | CG | SHO | CBO | SV | IP | H | R | ER | BB | SO | 2B | 3B | HR | BF | B/Avg | WP | HBP | BK | SFA | SHA | PO | A | E | FLD% |
|-------|------|---|---|-----|----|----|-----|-----|----|------|----|----|----|----|----|----|----|----|-----|-------|----|-----|----|-----|-----|----|---|---|-------|
| 2016 | 1.78 | 0 | 1 | 9 | 2 | 0 | 0 | 0 | 0 | 25.1 | 30 | 13 | 5 | 8 | 25 | 4 | 0 | 2 | 116 | .288 | 0 | 1 | 1 | 2 | 1 | 2 | 2 | 0 | 1.000 |
| 2017 | 3.38 | 6 | 3 | 10 | 10 | 0 | 0 | 1 | 0 | 58.2 | 48 | 22 | 22 | 15 | 56 | 9 | 0 | 7 | 238 | .219 | 4 | 2 | 3 | 1 | 1 | 2 | 4 | 0 | 1.000 |
| TOTAL | 2.89 | 6 | 4 | 19 | 12 | 0 | 0 | 1 | 0 | 84.0 | 78 | 35 | 27 | 23 | 81 | 13 | 0 | 9 | 354 | .241 | 4 | 3 | 4 | 3 | 2 | 4 | 6 | 0 | 1.000 |

**33****GRANT KOCH****C • R/R • 6-0 • 195 • Junior**
Fayetteville, Ark. • Fayetteville HS**As a Sophomore (2017)**

>>> All-SEC First Team

Appeared in 63 games, all starts, and hit .264 with a career-best 13 home runs and 42 RBIs. His home run total was seventh-most in the conference, most among catchers and most by a Razorback catcher in the Dave Van Horn era ... Also hit 14 doubles and one triple with a .498 slugging percentage ... Totaled a .358 on-base percentage coupled with 33 walks, two hit by pitches and one stolen base ... Caught 16 base stealers in 24 attempts (.600), good for third in the SEC ... Hit .270 in conference play with seven home runs and 15 RBIs ... His seven home runs were also a top-10 total in the league ... Finished the season with 15 multi-hit games and 11 multi-RBI games ... His 11 multi-RBI games were good for third on the team ... Had a great 12-game stretch to begin the season as he racked up a .358 average with 18 hits, 18 RBIs, and five home runs, which was the best offensive start to a season by a Razorback catcher since Brady Toops in 2004 ... Had two four-RBI games during run (vs. Bryant - Feb. 24; vs. Nebraska - March 4), both career-highs ... Had a career-high four hits on Feb. 26 against Bryant, his only four-hit game of the season ... Against Nebraska, he went 2-for-3 with three runs scored and his first career grand slam ... Hit a home run in back-to-back games against Vanderbilt (May 13-14), one of five Razorbacks to achieve the feat during the season ... Had two hits in the NCAA Fayetteville Regional, both coming in elimination games (vs. Oral Roberts - June 4; vs. Missouri State - June 4) ... Named to 2017 SEC Spring Academic Honor Roll.

As a Freshman (2016)

Appeared in 29 games and made 21 starts at catcher (13) and as the designated hitter (8) ... Hit .276 with five doubles, one triple and two home runs ... Added 14 RBI to his offensive line, which was the most among all Razorback freshmen ... Slugged .447 and had a .382 on-base percentage coupled with 11 walks and only 19 strikeouts ... His strikeout total was the lowest among all Arkansas batters with 50 or more at-bats ... Three of his nine hits in SEC play went for doubles and he also added one home run in league play ... First career start came against Central Michigan (Feb. 20) ... Set a season-high with three hits and four RBI against Mississippi Valley State (Feb. 23), highlighted by a double and triple ... Threw out 11 potential base stealers, which led all freshmen catchers in the SEC ... Totaled four multi-RBI games, including a three-RBI performance against No. 2 Florida (April 14), delivering a three-run pinch-hit home run ... Recorded seven multi-hit performances ... Played for the Wilmington Sharks in the Coastal Plain Summer Baseball League ... Named to the 2015-16 First-Year SEC Academic Honor Roll.

Fayetteville High School

Played for head coach Vance Arnold ... Named a top 500 prospect by Perfect Game, including the No. 77 catcher in the country ... Ranked as the No. 8 prospect in the state of Arkansas and the top catcher in the state ... Hit .352 during the 2014 season with 12 doubles, four home runs, 27 runs batted in and 16 runs scored ... Named to the All-NWA Media Team and the Perfect Game Underclass High Honorable Mention in 2014 ... Played summer ball for the Fayetteville Bulldogs-Pagnozzi ... Played in the 7A State Championship game at Baum Stadium last spring ... Had a 4.0 GPA throughout high school with distinguished honors ... Member of the National Honor Society ... Most memorable athletic moment was winning the state championship as a sophomore with his best friends who he had played with for years.

Personal

Born on Feb. 5, 1997 ... Son of Tim and Courtney Koch ... Has one sister, Anna ... Kinesiology major.



Grant Koch Career Stats

| Year | Avg | GP | GS | AB | R | H | 2B | 3B | HR | RBI | TB | SLG% | BB | HBP | SO | GDP | OB% | SF | SH | SB | ATT | PO | A | E | FLD% |
|-------|------|----|----|-----|----|----|----|----|----|-----|-----|------|----|-----|----|-----|------|----|----|----|-----|-----|----|---|------|
| 2016 | .276 | 29 | 21 | 76 | 11 | 21 | 5 | 1 | 2 | 14 | 34 | .447 | 11 | 2 | 19 | 2 | .382 | 0 | 0 | 0 | 1 | 104 | 20 | 1 | .992 |
| 2017 | .264 | 63 | 63 | 235 | 40 | 62 | 14 | 1 | 13 | 42 | 117 | .498 | 33 | 2 | 47 | 5 | .358 | 1 | 0 | 1 | 2 | 511 | 50 | 1 | .998 |
| TOTAL | .267 | 92 | 84 | 311 | 51 | 83 | 19 | 2 | 15 | 56 | 151 | .486 | 44 | 4 | 66 | 7 | .364 | 1 | 0 | 1 | 3 | 615 | 70 | 2 | .997 |

Grant Koch Career SEC Stats

| Year | Avg | GP | GS | AB | R | H | 2B | 3B | HR | RBI | TB | SLG% | BB | HBP | SO | GDP | OB% | SF | SH | SB | ATT | PO | A | E | FLD% |
|-------|------|----|----|-----|----|----|----|----|----|-----|----|------|----|-----|----|-----|------|----|----|----|-----|-----|----|---|-------|
| 2016 | .196 | 16 | 10 | 46 | 3 | 9 | 3 | 0 | 1 | 6 | 15 | .326 | 3 | 0 | 13 | 1 | .245 | 0 | 0 | 0 | 1 | 32 | 9 | 0 | 1.000 |
| 2017 | .270 | 29 | 29 | 111 | 16 | 30 | 3 | 0 | 7 | 15 | 54 | .486 | 12 | 1 | 24 | 4 | .347 | 0 | 0 | 0 | 0 | 246 | 22 | 0 | 1.000 |
| TOTAL | .248 | 45 | 39 | 157 | 19 | 39 | 6 | 0 | 8 | 21 | 69 | .439 | 15 | 1 | 37 | 5 | .318 | 0 | 0 | 0 | 1 | 278 | 31 | 0 | 1.000 |



45

KEVIN KOPPS

RHP • R/R • 6-0 • 195 • R-Sophomore
Sugar Land, Texas • George Ranch HS

As a Redshirt Freshman (2017)

Made 22 appearances with five starts in his first full season ... Generated a 3.31 ERA and a 3-1 record over 49.0 innings with 40 strikeouts ... Also totaled two saves against New Orleans (March 22) and at Texas A&M (May 20) ... Made 10 appearances in conference play, all out of the bullpen ... Allowed just nine earned runs in 25.0 innings for a 3.24 ERA, the second-lowest among all Razorbacks pitchers with 10.0 or more innings ... Earned a victory in his first collegiate start against Miami (Ohio) (Feb. 19), going 3.1 innings, while allowing one run with a career-high five strikeouts ... Also earned the win against Georgia (April 15) after a career-high 5.2 scoreless innings out of the bullpen with three strikeouts ... Earned the start in the SEC Tournament Championship against LSU (May 28) ... Gave up just one earned run over 3.0 innings with one strikeout and no walks ... Struck out four or more batters four times (Miami [Ohio] - Feb. 19; at Missouri - March 26; at Alabama - April 1; at Texas A&M - May 20) ... Started game one of the NCAA Fayetteville Regional final against Missouri State (June 4), throwing 2.0 innings and allowing two earned runs with two strikeouts in the 11-10 win ... Notched 11 scoreless outings, seven of two innings or more ... Named to SEC Spring Academic Honor Roll.

As a Freshman (2016)


Redshirted the 2016 season ... Named to First-Year SEC Academic Honor Roll

George Ranch High School

Played for head coach Greg Kobza ... 23-5A All-District MVP pitcher ... Two-Time All-State honorable mention ... Two-Time All-Greater Houston selection ... In his junior and senior seasons, struck out 172 out of 524 batters faced with a 17-4 overall record ... Batted over .300 in the regular season and playoffs combined ... Graduated with a 4.0 GPA ... Member of the National Honor Society ... Most memorable athletic moment was pitching in the Connie Mack World Series.

Personal

Son of Rick and Michell Kopps ... Has one sister, Ashley ... Ashley plays softball at Sam Houston State ... Chose to attend Arkansas he feels like this is the best place for him to reach his full potential as a player ... Ambition is to impact a lot of people, as well as bring positive change to the hospital he will work in ... Plans to become an orthopedic surgeon after his playing career is over ... Involved with League of Champions, a baseball program in his hometown that mentors children with special needs ... Majoring in Biology ... Born on March 2, 1997.



Kevin Kopps Career Stats

| Year | ERA | W | L | App | GS | CG | SHO | CBO | SV | IP | H | R | ER | BB | SO | 2B | 3B | HR | BF | B/Avg | WP | HBP | BK | SFA | SHA | PO | A | E | FLD% |
|-------|-----------------|---|---|-----|----|----|-----|-----|----|------|----|----|----|----|----|----|----|----|-----|-------|----|-----|----|-----|-----|----|---|---|------|
| 2016 | REDSHIRT SEASON | | | | | | | | | | | | | | | | | | | | | | | | | | | | |
| 2017 | 3.31 | 3 | 1 | 22 | 5 | 0 | 0 | 2 | 2 | 49.0 | 46 | 20 | 18 | 18 | 40 | 7 | 0 | 3 | 203 | .254 | 5 | 3 | 0 | 0 | 1 | 4 | 7 | 1 | .917 |
| TOTAL | 3.31 | 3 | 1 | 22 | 5 | 0 | 0 | 2 | 2 | 49.0 | 46 | 20 | 18 | 18 | 40 | 7 | 0 | 3 | 203 | .254 | 5 | 3 | 0 | 0 | 1 | 4 | 7 | 1 | .917 |

Kevin Kopps Career SEC Stats

| Year | ERA | W | L | App | GS | CG | SHO | CBO | SV | IP | H | R | ER | BB | SO | 2B | 3B | HR | BF | B/Avg | WP | HBP | BK | SFA | SHA | PO | A | E | FLD% |
|-------|-----------------|---|---|-----|----|----|-----|-----|----|------|----|---|----|----|----|----|----|----|-----|-------|----|-----|----|-----|-----|----|---|---|-------|
| 2016 | REDSHIRT SEASON | | | | | | | | | | | | | | | | | | | | | | | | | | | | |
| 2017 | 3.24 | 2 | 0 | 10 | 0 | 0 | 0 | 1 | 1 | 25.0 | 25 | 9 | 9 | 10 | 22 | 4 | 0 | 1 | 104 | .272 | 3 | 2 | 0 | 0 | 0 | 2 | 4 | 0 | 1.000 |
| TOTAL | 3.24 | 2 | 0 | 10 | 0 | 0 | 0 | 1 | 1 | 25.0 | 25 | 9 | 9 | 10 | 22 | 4 | 0 | 1 | 104 | .272 | 3 | 2 | 0 | 0 | 0 | 2 | 4 | 0 | 1.000 |



35

JACOB KOSTYSHOCK

RHP • R/R • 6-4 • 175 • Sophomore
O'Fallon, Mo. • Francis Howell HS

As a Freshman (2017)

Appeared in six games, earning one victory ... Threw 5.1 innings with just four hits allowed and six strikeouts ... Made his debut against Nebraska (March 4) at the Frisco College Classic, throwing 0.2 innings ... Earned first collegiate victory came against Kansas State (April 25) at Kauffman Stadium ... Threw the final inning against the Wildcats, striking out one, to secure the 6-5 win ... Totaled two or more strikeouts in an outing twice (vs. Nebraska - March 4; vs. ULM - March 8) ... His best outing came against ULM, holding the Warhawks hitless over two innings with two strikeouts on 21 pitches.

Francis Howell High School

Ranked as the No. 222 right-handed pitcher and a top 500 recruit according to Perfect Game ... Ranked as the No. 2 right-handed pitcher and the No. 11 overall recruit in the state of Missouri ... Named 2016 Rawlings-Perfect Game All-America honorable mention and Central second team All-Region ... Named 2015 Perfect Game Underclassman High All-America honorable mention ... Selected to the 2016 Class 5 MHSBCA All-State First-Team ... 2016 All-Metro Pitcher of the Year ... Posted a 10-1 record with a 0.56 earned run average and struck out 92 batters compared to 32 walks in 62.1 innings ... Helped lead Francis Howell to a 29-11 record and a Missouri Class 5 state championship in 2016 and a 29-11 record and a Missouri Class 5 state runner-up finish in 2015 ... Played summer and fall ball for the St. Louis Pirates Elite ... Played for head coach Tony Perkins at Francis Howell High School.

Personal

Son of Greg and Kathy Kostyshock ... Has one sister, Kaitlin ... Chose Arkansas because it was not too far from home and is a great program all around ... Majoring in business.



Jacob Kostyshock Career Stats

| Year | ERA | W | L | App | GS | CG | SHO | CBO | SV | IP | H | R | ER | BB | SO | 2B | 3B | HR | BF | B/Avg | WP | HBP | BK | SFA | SHA | PO | A | E | FLD% |
|-------|------|---|---|-----|----|----|-----|-----|----|-----|---|---|----|----|----|----|----|----|----|-------|----|-----|----|-----|-----|----|---|---|-------|
| 2017 | 6.75 | 1 | 0 | 6 | 0 | 0 | 0 | 0 | 0 | 5.1 | 6 | 4 | 4 | 6 | 6 | 0 | 0 | 0 | 30 | .286 | 1 | 2 | 0 | 0 | 1 | 1 | 1 | 0 | 1.000 |
| TOTAL | 6.75 | 1 | 0 | 6 | 0 | 0 | 0 | 0 | 0 | 5.1 | 6 | 4 | 4 | 6 | 6 | 0 | 0 | 0 | 30 | .286 | 1 | 2 | 0 | 0 | 1 | 1 | 1 | 0 | 1.000 |

Jacob Kostyshock Career SEC Stats

| Year | ERA | W | L | App | GS | CG | SHO | CBO | SV | IP | H | R | ER | BB | SO | 2B | 3B | HR | BF | B/Avg | WP | HBP | BK | SFA | SHA | PO | A | E | FLD% |
|-------|------|---|---|-----|----|----|-----|-----|----|-----|---|---|----|----|----|----|----|----|----|-------|----|-----|----|-----|-----|----|---|---|------|
| 2017 | 0.00 | 0 | 0 | 1 | 0 | 0 | 0 | 0 | 0 | 0.0 | 0 | 0 | 0 | 2 | 0 | 0 | 0 | 0 | 2 | .000 | 0 | 0 | 0 | 0 | 0 | 0 | 0 | 0 | .000 |
| TOTAL | 0.00 | 0 | 0 | 1 | 0 | 0 | 0 | 0 | 0 | 0.0 | 0 | 0 | 0 | 2 | 0 | 0 | 0 | 0 | 2 | .000 | 0 | 0 | 0 | 0 | 0 | 0 | 0 | 0 | .000 |



27

EVAN LEE

LHP/OF • L/L • 6-2 • 190 • Sophomore
Bryant, Ark. • Bryant HS

As a Freshman (2017)

Appeared in 18 games as an outfielder or designated hitter, while also making 15 appearances on the mound ... Hit .333 with three doubles and eight RBIs ... Also totaled a .451 on-base percentage as he reached base via seven walks and two hit by pitches ... Played in six conference games with two starts (vs. Georgia - April 15; vs. Ole Miss - April 28), hitting .222 ... Scored the game-winning run to help Arkansas beat Georgia, 5-4 in 10 innings ... After reaching base earlier in the inning in a pinch hit appearance, he was able to score from second on a sacrifice bunt attempt and two Georgia errors ... Totaled four multi-hit games, including one three-hit game against Grand Canyon (April 4) ... Went 3-for-5 with two runs scored and one double in that game ... Was one of three Razorback freshman (Dominic Fletcher, Jordan McFarland) to have at least one game with three hits or more ... Also had two games with two RBIs or more (vs. Nebraska - March 4; vs. Kansas State - April 25) ... Against Kansas State, he hit a go-ahead two-RBI single in the fifth inning as the pinch hitter and later scored ... Was one of the Razorbacks' most efficient pinch-hitters as he reached base six out of seven chances off the bench, including four walks, one hit by pitch, and a single ... As a pitcher, he made his first collegiate appearance against Bryant (Feb. 26) and first start at Louisiana Tech (March 1) ... Gave up just two earned runs and three hits over his final nine appearances with multi-strikeout performances in four of those appearances ... Those three hits all came in one appearance at Auburn (April 23) ... In one inning of work during the postseason, he struck out three batters, two against Missouri State (June 5) in the NCAA Regional final ... Notched saves against Ole Miss (April 28) and Missouri State (June 4), one of six Arkansas pitchers to secure two or more saves ... Got the final out against Missouri State (June 4) to force a final game in the NCAA Fayetteville Regional, striking out Justin Paulsen to end a marathon game around 3 a.m.

Bryant High School

Ranked as the No. 58 left-handed and a top 500 recruit in the nation according to Perfect Game ... Ranked as the top left-handed pitcher and the No. 3 overall recruit in the state of Arkansas ... Named the 2016 Gatorade Player of the Year for the state of Arkansas ... Named the 2016 Prep Baseball Report Player of the Year for the state of Arkansas ... Louisville Slugger first team All-American in 2016, as well as an ABCA/Rawlings first team All-American ... 2016 Rawlings-Perfect Game All-America honorable mention and Southeast second team All-Region ... First team all-state selection and Class 7A state tournament MVP in 2016 ... Posted a 9-0 record with a 0.54 earned run average and 80 strikeouts in 52 innings ... Also hit .462 with five home runs and 31 runs batted in ... Helped lead Bryant to a 31-2 record, the Arkansas 7A state championship and No. 3 national ranking in the USA Today Super 25 computer rankings ... Struck out 39 batters in 32.2 innings pitched with a 1.29 ERA as a junior in 2015 ... Also hit .298 with 16 runs scored, 14 RBIs and 12 stolen bases ... Threw a complete-game, no-hitter against Russellville HS ... Maintained a 4.0 GPA and was a member of the National Honor Society ... Played summer ball for the Bryant Black Sox ... High school teammates with sophomore pitcher Blaine Knight and fellow signee Zach Jackson ... Played for head coach Kirk Bock at Bryant High School.

Personal

Son of Michael and Catrena Lee ... Has one sister, Megan ... Father played college baseball at Central Arkansas ... Majoring in sport management/business.



Evan Lee Career Hitting Stats

| Year | Avg | GP | GS | AB | R | H | 2B | 3B | HR | RBI | TB | SLG% | BB | HBP | SO | GDP | OB% | SF | SH | SB | ATT | PO | A | E | FLD% |
|-------|------|----|----|----|----|----|----|----|----|-----|----|------|----|-----|----|-----|------|----|----|----|-----|----|---|---|-------|
| 2017 | .333 | 17 | 8 | 42 | 12 | 14 | 3 | 0 | 0 | 8 | 17 | .405 | 7 | 2 | 7 | 0 | .451 | 0 | 0 | 1 | 1 | 3 | 1 | 0 | 1.000 |
| TOTAL | .333 | 17 | 8 | 42 | 12 | 14 | 3 | 0 | 0 | 8 | 17 | .405 | 7 | 2 | 7 | 0 | .451 | 0 | 0 | 1 | 1 | 3 | 1 | 0 | 1.000 |

Evan Lee Career SEC Hitting Stats

| Year | Avg | GP | GS | AB | R | H | 2B | 3B | HR | RBI | TB | SLG% | BB | HBP | SO | GDP | OB% | SF | SH | SB | ATT | PO | A | E | FLD% |
|-------|------|----|----|----|---|---|----|----|----|-----|----|------|----|-----|----|-----|------|----|----|----|-----|----|---|---|------|
| 2017 | .222 | 6 | 2 | 9 | 3 | 2 | 0 | 0 | 0 | 0 | 2 | .222 | 5 | 0 | 1 | 0 | .500 | 0 | 0 | 0 | 0 | 0 | 0 | 0 | .000 |
| TOTAL | .222 | 6 | 2 | 9 | 3 | 2 | 0 | 0 | 0 | 0 | 2 | .222 | 5 | 0 | 1 | 0 | .500 | 0 | 0 | 0 | 0 | 0 | 0 | 0 | .000 |

Evan Lee Career Pitching Stats

| Year | ERA | W | L | App | GS | CG | SHO | CBO | SV | IP | H | R | ER | BB | SO | 2B | 3B | HR | BF | B/Avg | WP | HBP | BK | SFA | SHA | PO | A | E | FLD% |
|-------|------|---|---|-----|----|----|-----|-----|----|------|----|---|----|----|----|----|----|----|----|-------|----|-----|----|-----|-----|----|---|---|-------|
| 2017 | 3.60 | 0 | 0 | 15 | 1 | 0 | 0 | 0 | 2 | 15.0 | 12 | 7 | 6 | 6 | 17 | 3 | 0 | 4 | 66 | .190 | 2 | 1 | 0 | 0 | 1 | 3 | 1 | 0 | 1.000 |
| TOTAL | 3.60 | 0 | 0 | 15 | 1 | 0 | 0 | 0 | 2 | 15.0 | 12 | 7 | 6 | 6 | 17 | 3 | 0 | 4 | 66 | .190 | 2 | 1 | 0 | 0 | 1 | 3 | 1 | 0 | 1.000 |

Evan Lee Career SEC Pitching Stats

| Year | ERA | W | L | App | GS | CG | SHO | CBO | SV | IP | H | R | ER | BB | SO | 2B | 3B | HR | BF | B/Avg | WP | HBP | BK | SFA | SHA | PO | A | E | FLD% |
|-------|------|---|---|-----|----|----|-----|-----|----|-----|---|---|----|----|----|----|----|----|----|-------|----|-----|----|-----|-----|----|---|---|------|
| 2017 | 4.91 | 0 | 0 | 5 | 0 | 0 | 0 | 0 | 1 | 3.2 | 3 | 2 | 2 | 1 | 3 | 2 | 0 | 1 | 15 | .214 | 0 | 0 | 0 | 0 | 0 | 0 | 0 | 0 | .000 |
| TOTAL | 4.91 | 0 | 0 | 5 | 0 | 0 | 0 | 0 | 1 | 3.2 | 3 | 2 | 2 | 1 | 3 | 2 | 0 | 1 | 15 | .214 | 0 | 0 | 0 | 0 | 0 | 0 | 0 | 0 | .000 |

**46****BARRETT LOSEKE****RHP • R/R • 6-0 • 180 • Junior**
Tulsa, Okla. • Jenks HS**As a Sophomore (2017)**

Made 15 appearances with two starts ... Compiled a 4.21 ERA over 25.2 innings with three wins ... Was one of 10 Razorback pitchers with three or more wins ... Allowed just 12 earned runs and struck out 28 batters ... Recorded at least one strikeout in 11 of his 15 appearances ... In eight of those 11 appearances, he totaled two or more strikeouts ... Only five of 23 hits given up were for extra-bases ... Five of his appearances came in SEC play, all out of the bullpen ... Earned starts against Grand Canyon (April 4) and Memphis (April 18), striking out at least two batters both times ... Longest outing came against Rhode Island (March 10), throwing 4.2 scoreless innings and scattering three hits with three strikeouts ... Struck out a career-high seven batters at Louisiana Tech (March 1) over 4.0 innings, while allowing just two base runners (one hit, one walk) ... Named to SEC Spring Academic Honor Roll.

As a Freshman (2016)

Made 17 appearances with six starts ... Compiled a 3.03 ERA over 32.2 innings with one victory ... ERA was second-best among Razorback pitchers with five or more starts ... Gave up just 11 earned runs and struck out 35 batters ... Ranked fourth on the team in strikeouts ... Held opponents to a .212 batting average, good for second-lowest on the team and lowest among starting pitchers ... Four of his nine appearances in SEC play were starts ... Threw 18.0 innings against SEC teams, compiling a 4.50 ERA ... Struck out 22 batters in conference play ... Compiled a perfect 0.00 ERA over 15.2 innings as a reliever with 18 strikeouts and 10 hits allowed ... First career start and win was also his longest outing of the season against Western Illinois (March 13) where he put in 4.0 innings of work with just one hit allowed and four strikeouts ... Tied a season-high in strikeouts two other times vs. Missouri (April 3) and No. 2 Texas A&M (April 30) ... Did not give up a run in five-straight appearances to start the year ... Threw multiple innings against Mississippi Valley State (Feb. 23), No. 23 Texas Tech (Feb. 28), Gonzaga (March 9) and Western Illinois (March 13) without giving up a run ... Recorded at least one strikeout in 10 of first 11 appearances ... In eight of those 11 appearances, he totaled two or more strikeouts ... Only seven of 24 hits given up were for extra-bases ... Named to the 2015-16 First-Year SEC Academic Honor Roll.

Jenks High School

Played for head coach Danny Morgan ... As a senior, had a 1.49 ERA with 85 strikeouts while allowing only 31 hits and 25 walks in 56.1 innings ... Batted .388 with a .520 on-base percentage ... As a junior, he led the team to the state semifinals and a No. 4 national ranking ... Pitched 32.2 innings and struck out 49 batters with a 1.93 ERA ... Also played basketball as a freshman ... Graduated with a 4.35 GPA and was class salutatorian ... Most memorable athletic moment was playing in the state tournament and spring break tournament as a junior.

Personal

Born on Nov. 12, 1996 ... Son of Craig and Stephanie Loseke ... Has one brother, Andrew ... Second cousin, Alex Gordon, plays for the Kansas City Royals ... Mechanical engineering major and minoring in mathematics.



Barrett Loseke Career Stats

| Year | ERA | W | L | App | GS | CG | SHO | CBO | SV | IP | H | R | ER | BB | SO | 2B | 3B | HR | BF | B/Avg | WP | HBP | BK | SFA | SHA | PO | A | E | FLD% |
|-------|------|---|---|-----|----|----|-----|-----|----|------|----|----|----|----|----|----|----|----|-----|-------|----|-----|----|-----|-----|----|---|---|-------|
| 2016 | 3.03 | 1 | 3 | 17 | 6 | 0 | 0 | 1 | 0 | 32.2 | 24 | 11 | 11 | 20 | 35 | 4 | 1 | 2 | 138 | .212 | 7 | 3 | 0 | 0 | 2 | 4 | 4 | 0 | 1.000 |
| 2017 | 4.21 | 3 | 0 | 15 | 2 | 0 | 0 | 0 | 0 | 25.2 | 23 | 15 | 12 | 17 | 28 | 3 | 0 | 2 | 121 | .240 | 3 | 4 | 0 | 0 | 3 | 3 | 2 | 2 | .714 |
| TOTAL | 3.55 | 4 | 3 | 32 | 8 | 0 | 0 | 1 | 0 | 58.1 | 47 | 26 | 23 | 37 | 63 | 7 | 1 | 4 | 259 | .225 | 10 | 7 | 0 | 0 | 5 | 7 | 6 | 2 | .857 |

Barrett Loseke Career SEC Stats

| Year | ERA | W | L | App | GS | CG | SHO | CBO | SV | IP | H | R | ER | BB | SO | 2B | 3B | HR | BF | B/Avg | WP | HBP | BK | SFA | SHA | PO | A | E | FLD% |
|-------|------|---|---|-----|----|----|-----|-----|----|------|----|----|----|----|----|----|----|----|-----|-------|----|-----|----|-----|-----|----|---|---|-------|
| 2016 | 4.50 | 0 | 2 | 9 | 4 | 0 | 0 | 0 | 0 | 18.0 | 15 | 9 | 9 | 13 | 22 | 2 | 1 | 1 | 79 | .238 | 4 | 2 | 0 | 0 | 1 | 3 | 3 | 0 | 1.000 |
| 2017 | 5.40 | 0 | 0 | 5 | 0 | 0 | 0 | 0 | 0 | 3.1 | 7 | 2 | 2 | 3 | 3 | 1 | 0 | 0 | 21 | .412 | 2 | 0 | 0 | 0 | 1 | 1 | 1 | 0 | 1.000 |
| TOTAL | 4.64 | 0 | 2 | 14 | 4 | 0 | 0 | 0 | 0 | 21.1 | 22 | 11 | 11 | 16 | 25 | 3 | 1 | 1 | 100 | .275 | 6 | 2 | 0 | 0 | 2 | 4 | 4 | 0 | 1.000 |



13

JORDAN MCFARLAND

INF/OF • R/R • 6-3 • 220 • Sophomore
Waterloo, Ill. • Waterloo HS

As a Freshman (2017)

Appeared in 29 games with 19 starts, primarily at first base ... Hit .271 with two home runs and 10 RBIs ... Also walked nine times and scored 14 runs ... His 21 strikeouts were lowest among Razorbacks with 50 or more at-bats ... Finished the season with seven multi-hit games and two multi-RBI games ... Made just two errors in 119 chances for a .983 fielding percentage ... Totaled 21 at-bats in SEC play and generated a .238 batting average ... Made first collegiate start vs. Miami (Ohio) (Feb. 18) ... Notched three multi-hit games in his first six appearances with four runs scored and four RBIs over that span ... Hit the go-ahead two-run home run in the seventh inning at Louisiana Tech (March 1) to help the Hogs complete a nine-run comeback, part of a 2-for-5 day with three RBIs ... Had a career-high three hits at Missouri State (April 11) to go with two runs scored.

Waterloo High School

A top 100 recruit and the No. 10 outfielder in the nation according to Perfect Game ... The fourth best player overall and No. 1 outfielder in the state of Illinois by Perfect Game ... No. 66 overall player and No. 7 outfielder nationally according to Prep Baseball Report ... 2015 Perfect Game Underclassman third team All-American ... 2015 third team all-state selection ... Played junior season at Gibault Catholic and hit .442 with six doubles, five triples, eight home runs and 42 RBIs ... 2014 Perfect Game Underclassmen high honorable mention All-America selection ... Hit .437 with 10 doubles, three triples, seven home runs and 41 RBIs as a sophomore at Gibault Catholic ... Played summer ball for the St. Louis Pirates ... Coached by Mark Vogel at Waterloo High School.

Personal

Son of David and Valerie McFarland ... Has one brother, Brendan ... Majoring in sport management.



Jordan McFarland Career Stats

| Year | Avg | GP | GS | AB | R | H | 2B | 3B | HR | RBI | TB | SLG% | BB | HBP | SO | GDP | OB% | SF | SH | SB | ATT | PO | A | E | FLD% |
|-------|------|----|----|----|----|----|----|----|----|-----|----|------|----|-----|----|-----|------|----|----|----|-----|----|----|---|-------|
| 2017 | .271 | 29 | 19 | 70 | 14 | 19 | 0 | 0 | 2 | 10 | 25 | .357 | 9 | 2 | 21 | 0 | .366 | 1 | 0 | 1 | 1 | 4 | 16 | 0 | 1.000 |
| TOTAL | .271 | 29 | 19 | 70 | 14 | 19 | 0 | 0 | 2 | 10 | 25 | .357 | 9 | 2 | 21 | 0 | .366 | 1 | 0 | 1 | 1 | 4 | 16 | 0 | 1.000 |

Jordan McFarland Career SEC Stats

| Year | Avg | GP | GS | AB | R | H | 2B | 3B | HR | RBI | TB | SLG% | BB | HBP | SO | GDP | OB% | SF | SH | SB | ATT | PO | A | E | FLD% |
|-------|------|----|----|----|---|---|----|----|----|-----|----|------|----|-----|----|-----|------|----|----|----|-----|----|---|---|------|
| 2017 | .238 | 11 | 5 | 21 | 3 | 5 | 0 | 0 | 0 | 1 | 5 | .238 | 1 | 0 | 8 | 0 | .273 | 0 | 0 | 0 | 0 | 20 | 0 | 2 | .909 |
| TOTAL | .238 | 11 | 5 | 21 | 3 | 5 | 0 | 0 | 0 | 1 | 5 | .238 | 1 | 0 | 8 | 0 | .273 | 0 | 0 | 0 | 0 | 20 | 0 | 2 | .909 |

**11****KEATON MCKINNEY****RHP • R/R • 6-5 • 225 • R-Junior**
Ankeny, Iowa • Centennial HS**As a Junior (2017)**

Redshirted due to an injury ... Named to SEC Spring Academic Honor Roll.

As a Sophomore (2016)

Made 13 appearances with 12 starts to finish with a 6.66 ERA and a 1-5 record ... Part of starting rotation for majority of season, pitching 52.2 innings and striking out 31 ... All decisions came in conference play with win coming against Auburn (March 26) ... Threw 6.0 scoreless innings in win over Auburn, giving up just three hits with three strikeouts ... Had a 6.75 ERA in conference play ... Tied a career-high of five strikeouts twice during season, vs. No. 2 Florida (April 15) and No. 2 Texas A&M (May 1) ... Went a season-long 7.0 innings vs. Eastern Illinois (March 6), giving up just one earned run while scattering four hits ... Recorded two or more strikeouts in eight of last nine appearances, all in SEC play.

As a Freshman (2015)

>>> SEC All-Freshman Team (Coaches)
>>> Louisville Slugger Freshman All-America
>>> SEC Pitcher of the Week (May 4)
>>> SEC Freshman of the Week (May 18)

Came on strong at the end of the season, posting a 5-1 record over his final 10 starts to help anchor the starting rotation ... Named to the SEC All-Freshman Team (Coaches) after going 5-0 in conference play with a 2.90 earned run average ... Earned Louisville Slugger Freshman All-America honors, becoming the 18th Freshman All-American in program history ... Was named SEC Pitcher and Freshman of the Week during the season, the only player in the league to earn both honors ... Named SEC Pitcher of the Week (May 4) after tossing a two-hit shutout at Alabama (May 2) for his second complete game of the year ... Earned SEC Freshman of the Week honors after his final start of the regular season, recording 7.0 scoreless innings at Georgia (May 15) and allowing just four hits ... Posted a season-high five strikeouts in a complete-game victory over Kentucky (April 12) ... Allowed three earned runs or less in 17 of his 18 starts on the year ... Finished with a 3.21 ERA, the lowest among starting pitchers on the staff ... Was the only pitcher on the team to record a complete game, notching two on the season ... Tied for fourth in school history and set the freshman record with 18 games started on the year ... Named to 2014-15 SEC First Year Academic Honor Roll.

Ankeny Centennial HS

Ranked as the 37th-best recruit nationally and the No. 1 recruit in the state of Iowa according to Perfect Game ... Ranked as the 43rd-best prospect nationally for the 2014 MLB Draft by Baseball America ... Named MaxPreps 2014 Preseason Mr. Baseball in Iowa ... 2014 First Team Pre-Season Louisville Slugger High School All-American ... Named a Perfect Game Preseason First Team All-American in 2014 ... Participated in Perfect Game Iowa Spring Wood Bat League in 2014 ... Attended 2014 Perfect Game Spring Top Prospect Showcase and National Pre-Draft Showcase ... 2014 Gatorade Baseball Player of the Year for Iowa ... Named a 2013 first team preseason high school underclassmen All-American and a 2012 second team preseason high school underclassmen All-American by Perfect Game ... Helped the USA Baseball 18U National Team to the IBAF 18U World Cup championship in August 2013, hitting .308 with six RBI and going 0-1 with a 1.93 ERA on the mound ... Played in the Perfect Game All-American Classic at Petco Park in August 2013 ... Earned Pitcher of the Year honors and was named first team All-State as a junior after going 8-0 with a 0.59 ERA and hitting .388 with eight home runs and 38 RBI ... Coached by Mark Hey at Ankeny Centennial High School ... Played his summer baseball with Marucci Elite, coached by Chad Raley.

In the Draft

2014 - New York Mets, 28th round (835 overall)

Personal

Son of Todd and Shelly McKinney ... Has one brother, Calvin, and one sister, Kara ... Mother played basketball at Iowa Central Community College ... Business major.



Keaton McKinney Career Stats

| Year | ERA | W | L | App | GS | CG | SHO | CBO | SV | IP | H | R | ER | BB | SO | 2B | 3B | HR | BF | B/Avg | WP | HBP | BK | SFA | SHA | PO | A | E | FLD% |
|-------|------|---|---|-----|----|----|-----|-----|----|-------|-----|----|----|----|----|----|----|----|-----|-------|----|-----|----|-----|-----|----|----|---|------|
| 2015 | 3.21 | 6 | 2 | 21 | 18 | 2 | 1 | 2 | 0 | 87.0 | 71 | 34 | 31 | 38 | 46 | 10 | 0 | 6 | 367 | .225 | 4 | 6 | 0 | 3 | 4 | 2 | 17 | 2 | .905 |
| 2016 | 6.66 | 1 | 5 | 13 | 12 | 0 | 0 | 0 | 0 | 52.2 | 58 | 46 | 39 | 34 | 31 | 14 | 1 | 4 | 250 | .283 | 6 | 7 | 0 | 1 | 3 | 3 | 7 | 3 | .769 |
| TOTAL | 4.51 | 7 | 7 | 34 | 30 | 2 | 1 | 2 | 0 | 139.2 | 129 | 80 | 70 | 72 | 77 | 24 | 1 | 10 | 617 | .248 | 10 | 13 | 0 | 4 | 7 | 5 | 24 | 5 | .853 |

Keaton McKinney Career SEC Stats

| Year | ERA | W | L | App | GS | CG | SHO | CBO | SV | IP | H | R | ER | BB | SO | 2B | 3B | HR | BF | B/Avg | WP | HBP | BK | SFA | SHA | PO | A | E | FLD% |
|-------|------|---|---|-----|----|----|-----|-----|----|------|----|----|----|----|----|----|----|----|-----|-------|----|-----|----|-----|-----|----|----|---|------|
| 2015 | 2.90 | 5 | 0 | 10 | 9 | 2 | 1 | 1 | 0 | 49.2 | 44 | 18 | 16 | 17 | 22 | 5 | 0 | 3 | 206 | .237 | 0 | 0 | 0 | 1 | 2 | 0 | 11 | 1 | .917 |
| 2016 | 6.75 | 1 | 5 | 9 | 8 | 0 | 0 | 0 | 0 | 37.1 | 42 | 33 | 28 | 25 | 27 | 11 | 1 | 3 | 180 | .282 | 6 | 4 | 0 | 1 | 1 | 2 | 4 | 1 | .857 |
| TOTAL | 4.55 | 6 | 5 | 19 | 17 | 2 | 1 | 1 | 0 | 87.0 | 86 | 51 | 44 | 42 | 49 | 16 | 1 | 6 | 386 | .257 | 6 | 4 | 0 | 2 | 3 | 2 | 15 | 2 | .895 |

**21****KACEY MURPHY****LHP • L/L • 6-0 • 190 • Junior**
Rogers, Ark. • Rogers Heritage HS**As a Sophomore (2017)**

>>> SEC All-Tournament Team

Made 19 appearances with 10 starts, compiling a career-best 3.65 ERA over 49.1 innings ... Struck out 68 batters and gave up just 20 earned runs with 21 walks ... His strikeout total was third-best on the team and he was one of only two Hog pitchers to throw a complete game ... Earned five wins on the year, one coming against an SEC opponent in the SEC Tournament (vs. Florida - May 27) ... Against the top-seeded Gators in the SEC Tournament semifinals, he threw a complete seven innings, allowing just two hits and striking out eight ... Earned a win in his first collegiate start, going five innings against ULM (March 8) and striking out nine ... Struck out a career-high 10 batters in four innings against Grand Canyon (April 5), his fourth start of the year ... Pitched a career-high seven innings and gave up just one hit against Memphis (April 19) in North Little Rock, while striking out seven ... Threw 8.2 innings in two starts in the NCAA Fayetteville Regional, allowing five earned runs against Oral Roberts (June 4) and Missouri State (June 5) ... Threw 74 pitches in 3.2 innings in the start against the Golden Eagles and was able to go five innings the next day against the Bears, throwing 81 pitches ... Struck out six or more batters in seven of his 10 starts (vs. ULM - March 8; vs. Alcorn State - March 15; vs. Grand Canyon - April 5; vs. Memphis - April 19; vs. Florida - May 27; vs. Oral Roberts - June 4; vs. Missouri State - June 5) ... Named to SEC Spring Academic Honor Roll.

As a Freshman (2016)

Made 14 appearances, compiling an 8.49 ERA over 11.2 innings ... Gave up 16 hits and 11 earned runs ... Totaled 14 strikeouts and only nine walks ... Made four appearances in SEC play, coming against No. 12 South Carolina (March 18), Auburn (March 26), Missouri (April 3), and No. 2 Texas A&M (May 1) ... Gave up one earned run or less against the Gamecocks and Aggies ... Was a strong arm out of the bullpen early in the season, making six appearances over the first month and only allowing two earned runs in 5.0 innings, while striking out four ... Struck out a season-high five batters against Missouri State (May 17), which was also his longest outing of the year (2.1 innings) ... Made first career appearance against Central Michigan (Feb. 19) in a 6-1 victory.

Rogers Heritage High School

Played for head coach Keith Kilgore ... Earned All-Conference, 7A All-State and 7A All-State Tournament honors in 2014 ... Named to the All-NWA Media team in 2014 after going 6-3 on the mound with a 2.46 earned run average and 85 strikeouts in 54 innings of work ... State runner-up as a freshman ... Member of the National Honor Society ... Most memorable athletic moment was winning the USSSA World Series.

Personal

Born on Jan. 21, 1997 ... Son of Rick and Cynthia Murphy ... Has one brother, Austin ... Sport management major and minoring in psychology.



Kacey Murphy Career Stats

| Year | ERA | W | L | App | GS | CG | SHO | CBO | SV | IP | H | R | ER | BB | SO | 2B | 3B | HR | BF | B/Avg | WP | HBP | BK | SFA | SHA | PO | A | E | FLD% |
|-------|------|---|---|-----|----|----|-----|-----|----|------|----|----|----|----|----|----|----|----|-----|-------|----|-----|----|-----|-----|----|---|---|-------|
| 2016 | 8.49 | 0 | 0 | 14 | 0 | 0 | 0 | 1 | 0 | 11.2 | 16 | 13 | 11 | 9 | 14 | 6 | 0 | 1 | 63 | .314 | 0 | 3 | 0 | 0 | 0 | 2 | 1 | 0 | 1.000 |
| 2017 | 3.65 | 5 | 1 | 19 | 10 | 1 | 1 | 1 | 0 | 49.1 | 43 | 20 | 20 | 21 | 68 | 8 | 0 | 7 | 207 | .239 | 1 | 4 | 0 | 2 | 0 | 1 | 8 | 0 | 1.000 |
| TOTAL | 4.57 | 5 | 1 | 33 | 10 | 1 | 1 | 2 | 0 | 61.0 | 59 | 33 | 31 | 30 | 82 | 14 | 0 | 8 | 270 | .255 | 1 | 7 | 0 | 2 | 0 | 3 | 9 | 0 | 1.000 |

Kacey Murphy Career SEC Stats

| Year | ERA | W | L | App | GS | CG | SHO | CBO | SV | IP | H | R | ER | BB | SO | 2B | 3B | HR | BF | B/Avg | WP | HBP | BK | SFA | SHA | PO | A | E | FLD% |
|-------|-------|---|---|-----|----|----|-----|-----|----|-----|----|----|----|----|----|----|----|----|----|-------|----|-----|----|-----|-----|----|---|---|-------|
| 2016 | 16.88 | 0 | 0 | 4 | 0 | 0 | 0 | 0 | 0 | 2.2 | 10 | 5 | 5 | 3 | 3 | 2 | 0 | 0 | 20 | .588 | 0 | 0 | 0 | 0 | 0 | 0 | 1 | 0 | 1.000 |
| 2017 | 13.50 | 0 | 0 | 6 | 1 | 0 | 0 | 0 | 0 | 6.2 | 12 | 10 | 10 | 6 | 6 | 2 | 0 | 4 | 37 | .429 | 0 | 2 | 0 | 1 | 0 | 0 | 1 | 0 | 1.000 |
| TOTAL | 14.46 | 0 | 0 | 10 | 1 | 0 | 0 | 0 | 0 | 9.1 | 22 | 15 | 15 | 9 | 9 | 4 | 0 | 4 | 57 | .489 | 0 | 2 | 0 | 1 | 0 | 0 | 2 | 0 | 1.000 |



48

ZACK PLUNKETT

C • R/R • 6-2 • 205 • R-Junior
Hurst, Texas • L.D. Bell HS/TCU

As a Junior (2017)

Sat out due to NCAA transfer rules.

As a Freshman and Sophomore at TCU (2015-16)

Made 19 starts in 39 games for the Horned Frogs ... Totaled 12 hits with 10 runs scored and eight RBIs over the two seasons ... Held a .167 batting average combined for the two seasons ... Of his 39 appearances, 35 were either as a starter at catcher or as a defensive replacement behind the plate ... Posted three multi-hit games and two multi-RBI games in 2015 ... First career start for TCU came on Feb. 14, 2015, against Southern Illinois ... As a sophomore, registered a hit in five games and reached base safely in nine.

L.D. Bell High School

Earned a pair of letters at L.D. Bell High School... Named district defensive MVP honors as a senior... Tabbed an all-area performer as as senior... Earned honorable mention all-district honors as a junior... Selected to the Star-Telegram Baseball Super Team following his senior season... Recognized as one of the top 500 high school players in the country by Perfect Game... Was selected to participate in the Perfect Game National Showcase at the Metrodome in Minneapolis, Minn.

Personal

Son of Jill and Terry Plunkett ... Has one brother, Grant ... Majoring in finance.



Zack Plunkett Career Stats

| Year | Avg | GP | GS | AB | R | H | 2B | 3B | HR | RBI | TB | SLG% | BB | HBP | SO | GDP | OB% | SF | SH | SB | ATT | PO | A | E | FLD% |
|---------------|------|----|----|----|----|----|----|----|----|-----|----|------|----|-----|----|-----|------|----|----|----|-----|-----|----|---|-------|
| 2015 (at TCU) | .149 | 21 | 13 | 47 | 4 | 7 | 0 | 0 | 1 | 8 | 10 | .213 | 2 | 2 | 25 | 0 | .216 | 0 | 2 | 0 | 0 | 134 | 10 | 0 | 1.000 |
| 2016 (at TCU) | .200 | 18 | 6 | 25 | 6 | 5 | 2 | 0 | 0 | 0 | 7 | .280 | 4 | 2 | 14 | 0 | .355 | 0 | 1 | 0 | 0 | 76 | 3 | 0 | 1.000 |
| TOTAL | .167 | 39 | 19 | 72 | 10 | 12 | 2 | 0 | 1 | 8 | 17 | .236 | 6 | 4 | 39 | 0 | .268 | 0 | 3 | 0 | 0 | 210 | 13 | 0 | 1.000 |

**34****JAKE REINDL****RHP • R/R • 6-1 • 200 • Junior**
Fayetteville, Ark. • Shiloh Christian HS**As a Sophomore (2017)**

Made 24 appearances out of the bullpen to compile a 2.31 ERA and a 4-1 record ... He gave up just 13 earned runs over 50.2 innings, the most innings among Razorback relievers ... Struck out 49 batters, tying for the most among all Arkansas relievers ... In conference play, he was even better, throwing 29.0 innings and giving up just three earned runs for a 0.93 ERA, best in the SEC ... 34 of his 49 strikeouts came against conference opponents and he held league players to a .188 batting average ... Gave up more than two runs in an outing only once (vs. Memphis - April 18) and had 13 total scoreless outings ... Notched five or more strikeouts five times with a career-high six strikeouts coming against Vanderbilt (May 14) ... Matched the high strikeout total earlier in the year at No. 10 Auburn (April 22) over just three innings ... Was effective against Ole Miss (April 28), going a career-long 6.1 innings out of the bullpen, scattering six hits, allowing one run, and striking out five ... Gave up just one unearned run and one hit during the SEC Tournament in 3.1 innings, all against Mississippi State ... Named to 2017 SEC Spring Academic Honor Roll.

As a Freshman (2016)

Made six appearances, compiling a 5.40 ERA over 5.0 innings of work ... Had one appearance in SEC play at No. 4 Mississippi State (May 19), throwing a perfect two-thirds of an inning and striking out one batter ... Recorded a season-high 21 pitches at Memphis (April 6) over one inning, giving up one earned run on two hits with one strikeout ... Made first career appearance against Mississippi Valley State (Feb. 24), throwing one inning in a combined shutout ... Recorded a season-high two strikeouts against the Delta Devils ... Named to the 2015-16 First-Year SEC Academic Honor Roll.

Shiloh Christian High School

Played for head coach Moe Henry ... Named the No. 12 prospect in the state of Arkansas the No. 8 right-handed pitcher in the state by Perfect Game ... Posted an 8-2 record during the 2014 season with a 0.75 ERA and 67 strikeouts in 65.2 innings ... Named to the 5A All-State team and the 5A All-State Tournament team in 2014 ... Landed on the All-NWA Media team in 2013 and 2014 and named the Newcomer of the Year in 2013 ... Went 5-1 with a 1.46 ERA as a sophomore in 2013 ... Played for the Midwest Nationals in the summer of 2014 ... Named Perfect Game Underclass Honorable Mention in 2014 ... Also played tennis ... Was high school valedictorian and a National Merit Scholar ... Most memorable athletic moment was leading his team to a quarterfinal victory by pitching five innings, hitting a homerun and throwing a runner out at the plate to end the game.

Personal

Born on Jan. 15, 1997 ... Son of Brian and Missy Reindl ... Has two sisters, Rachel and Libby ... Finance major.




Jake Reindl Career Stats

| Year | ERA | W | L | App | GS | CG | SHO | CBO | SV | IP | H | R | ER | BB | SO | 2B | 3B | HR | BF | B/Avg | WP | HBP | BK | SFA | SHA | PO | A | E | FLD% |
|-------|------|---|---|-----|----|----|-----|-----|----|------|----|----|----|----|----|----|----|----|-----|-------|----|-----|----|-----|-----|----|---|---|------|
| 2016 | 5.40 | 0 | 0 | 6 | 0 | 0 | 0 | 1 | 0 | 5.0 | 6 | 3 | 3 | 0 | 5 | 1 | 0 | 0 | 21 | .286 | 1 | 0 | 0 | 0 | 0 | 0 | 0 | 0 | 0.00 |
| 2017 | 2.31 | 4 | 1 | 24 | 0 | 0 | 0 | 1 | 3 | 50.2 | 39 | 16 | 13 | 16 | 49 | 10 | 1 | 2 | 207 | .212 | 4 | 4 | 0 | 1 | 2 | 3 | 3 | 1 | .857 |
| TOTAL | 2.59 | 4 | 1 | 30 | 0 | 0 | 0 | 2 | 3 | 55.2 | 45 | 19 | 16 | 16 | 54 | 11 | 1 | 2 | 228 | .220 | 5 | 4 | 0 | 1 | 2 | 3 | 3 | 1 | .857 |

Jake Reindl Career SEC Stats

| Year | ERA | W | L | App | GS | CG | SHO | CBO | SV | IP | H | R | ER | BB | SO | 2B | 3B | HR | BF | B/Avg | WP | HBP | BK | SFA | SHA | PO | A | E | FLD% |
|-------|------|---|---|-----|----|----|-----|-----|----|------|----|---|----|----|----|----|----|----|-----|-------|----|-----|----|-----|-----|----|---|---|------|
| 2016 | 0.00 | 0 | 0 | 1 | 0 | 0 | 0 | 0 | 0 | 0.2 | 0 | 0 | 0 | 0 | 1 | 0 | 0 | 0 | 2 | .000 | 0 | 0 | 0 | 0 | 0 | 0 | 0 | 0 | 0.00 |
| 2017 | 0.93 | 3 | 1 | 10 | 0 | 0 | 0 | 0 | 2 | 29.0 | 19 | 5 | 3 | 9 | 34 | 7 | 0 | 0 | 114 | .188 | 2 | 1 | 0 | 1 | 2 | 2 | 3 | 1 | .833 |
| TOTAL | 0.91 | 3 | 1 | 11 | 0 | 0 | 0 | 0 | 2 | 29.2 | 19 | 5 | 3 | 9 | 35 | 7 | 0 | 0 | 116 | .184 | 2 | 1 | 0 | 1 | 2 | 2 | 3 | 1 | .833 |



37

WESTON ROGERS

LHP • L/L • 6-4 • 215 • Junior
Springdale, Ark. • Har-Ber HS

As a Sophomore (2017)

Appeared in 12 games, two against SEC opponents and one in the NCAA Fayetteville Regional ... Threw 12.2 innings, striking out 14 and held opponents to a .260 average ... Earned one victory after three innings of work against Grand Canyon (April 4), giving up just one earned run on two hits with three strikeouts ... Threw a season-high 43 pitches in that appearance ... Totaled six outings without giving up a hit against Miami (Ohio) (Feb. 18), Nebraska (March 4), New Orleans (March 22), at Missouri State (April 11), at Auburn (April 21), and vs. Kansas State (April 25) ... In his one appearance in the postseason, he threw a scoreless inning against Missouri State (June 4), walking one and striking out one ... Named to the 2017 SEC Spring Academic Honor Roll.

As a Freshman (2016)

Made five starts in 11 appearances ... All five were mid-week starts ... Went 1-1 with a 5.85 ERA in 20.0 innings of work ... Gave up 13 earned runs with just six walks and 17 strikeouts ... Made two appearances in SEC play ... Struck out a season-high four batters during first career start and victory against Mississippi Valley State (Feb. 24) ... Longest outing was 4.0 innings against Grambling State (March 16), giving up two earned runs on three hits with two strikeouts over a season-high 61 pitches ... Also made starts against Louisiana Tech (March 2), Gonzaga (March 9) and at Missouri State (May 3) ... Matched season-high of four strikeouts against Missouri State over three innings ... Named to the 2015-16 First-Year SEC Academic Honor Roll.

Har-Ber High School

Played for head coach Ron Bradley ... As a senior, went 4-2 with a 1.11 ERA ... As a junior, went 7-3 with a 1.06 ERA ... Allowed only 38 hits and 23 walks in 59.2 innings of work, while striking out 93 batters ... Team made it to the state tournament every year ... Earned 7A All-State honors in 2014 and was named the All-NWA Newcomer of the Year ... Graduated with a 4.3 GPA, which was the best in his class ... Member of the National Honor Society and the Arkansas FCA ... Most memorable athletic moment was throwing a complete game shutout in the playoffs as a senior with 16 strikeouts.

Personal

Born on May 27, 1997 ... Son of Kent and Tina Rogers ... Has one sister, Rachel ... Kinesiology and health and human performance major.



Weston Rogers Career Stats

| Year | ERA | W | L | App | GS | CG | SHO | CBO | SV | IP | H | R | ER | BB | SO | 2B | 3B | HR | BF | B/Avg | WP | HBP | BK | SFA | SHA | PO | A | E | FLD% |
|-------|------|---|---|-----|----|----|-----|-----|----|------|----|----|----|----|----|----|----|----|-----|-------|----|-----|----|-----|-----|----|---|---|-------|
| 2016 | 5.85 | 1 | 1 | 11 | 5 | 0 | 0 | 1 | 0 | 20.0 | 20 | 13 | 13 | 6 | 17 | 1 | 1 | 3 | 85 | .267 | 1 | 0 | 0 | 0 | 4 | 0 | 4 | 0 | 1.000 |
| 2017 | 7.11 | 1 | 0 | 12 | 0 | 0 | 0 | 0 | 0 | 12.2 | 13 | 11 | 10 | 8 | 14 | 5 | 0 | 1 | 58 | .260 | 2 | 0 | 0 | 0 | 0 | 0 | 2 | 0 | 1.000 |
| TOTAL | 6.34 | 2 | 1 | 23 | 5 | 0 | 0 | 1 | 0 | 32.2 | 33 | 24 | 23 | 14 | 31 | 6 | 1 | 4 | 143 | .264 | 3 | 0 | 0 | 0 | 4 | 0 | 6 | 0 | 1.000 |

Weston Rogers Career SEC Stats

| Year | ERA | W | L | App | GS | CG | SHO | CBO | SV | IP | H | R | ER | BB | SO | 2B | 3B | HR | BF | B/Avg | WP | HBP | BK | SFA | SHA | PO | A | E | FLD% |
|-------|-------|---|---|-----|----|----|-----|-----|----|-----|---|---|----|----|----|----|----|----|----|-------|----|-----|----|-----|-----|----|---|---|------|
| 2016 | 18.00 | 0 | 0 | 2 | 0 | 0 | 0 | 0 | 0 | 1.0 | 3 | 2 | 2 | 1 | 0 | 0 | 0 | 1 | 7 | .500 | 0 | 0 | 0 | 0 | 0 | 0 | 0 | 0 | .000 |
| 2017 | 33.75 | 0 | 0 | 2 | 0 | 0 | 0 | 0 | 0 | 1.1 | 2 | 5 | 5 | 4 | 2 | 1 | 0 | 1 | 9 | .400 | 1 | 0 | 0 | 0 | 0 | 0 | 0 | 0 | .000 |
| TOTAL | 27.00 | 0 | 0 | 4 | 0 | 0 | 0 | 0 | 0 | 2.1 | 5 | 7 | 7 | 5 | 2 | 1 | 0 | 2 | 16 | .455 | 1 | 0 | 0 | 0 | 0 | 0 | 0 | 0 | .000 |



57

CODY SCROGGINS

RHP • R/R • 6-0 • 185 • R-Sophomore
Bentonville, Ark. • Bentonville HS

As a Sophomore (2017)

Made three appearances before suffering a season-ending injury ... Pitched 2.1 innings and gave up just one earned run with one strikeout and one walk ... Pitched one inning and tallied his lone strikeout against Miami (Ohio) (Feb. 18) ... Suffered his injury at Louisiana Tech (March 1) after throwing 1.1 innings and allowing just one hit.

As a Freshman (2016)

Played in 28 games and made 16 starts ... His 16 starts came at third base, shortstop and second base ... Also pitched in four games, totaling 3.1 innings, two earned runs and no extra base hits ... Batted .204 with 10 hits, six RBI and six walks ... Stole four bases ... Eight of his 10 hits and four of six RBI came in SEC play ... Made first collegiate start against Mississippi Valley State (Feb. 24), going 2-for-3 with two RBI and two walks ... Became primary third baseman on April 19 when Carson Shaddy was moved to the outfield.

Bentonville High School

Played for head coach Todd Abbott ... Named a top 215 shortstop in the country, the No. 10 recruit in the state of Arkansas and the top shortstop in the state according to Perfect Game ... Named to the USA Today All-Arkansas team ... Played summer ball for the Arkansas Express and was selected to the Midwest USA Baseball team ... Hit .380 in 2014 with six doubles, one triple and 18 stolen bases ... Most memorable athletic moment was getting MVP of state football.

Personal

Born on May 17, 1996 ... Son of Jamie and Kerrie Scroggins ... Has one brother, Christopher ... Christopher plays baseball for Texas Southern ... Business major.



Cody Scroggins Career Pitching Stats

| Year | ERA | W | L | App | GS | CG | SHO | CBO | SV | IP | H | R | ER | BB | SO | 2B | 3B | HR | BF | B/Avg | WP | HBP | BK | SFA | SHA | PO | A | E | FLD% |
|-------|------|---|---|-----|----|----|-----|-----|----|-----|---|---|----|----|----|----|----|----|----|-------|----|-----|----|-----|-----|----|----|---|------|
| 2016 | 5.40 | 0 | 0 | 4 | 0 | 0 | 0 | 0 | 0 | 3.1 | 3 | 2 | 2 | 2 | 1 | 0 | 0 | 0 | 11 | .273 | 2 | 1 | 0 | 0 | 0 | 15 | 23 | 2 | .950 |
| 2017 | 3.86 | 0 | 0 | 3 | 0 | 0 | 0 | 0 | 0 | 2.1 | 3 | 1 | 1 | 1 | 1 | 0 | 1 | 0 | 13 | .273 | 1 | 1 | 0 | 0 | 0 | 0 | 0 | 1 | .000 |
| TOTAL | 4.76 | 0 | 0 | 7 | 0 | 0 | 0 | 0 | 0 | 5.2 | 6 | 3 | 3 | 3 | 2 | 0 | 1 | 0 | 27 | .273 | 3 | 2 | 0 | 0 | 0 | 15 | 23 | 3 | .927 |

Cody Scroggins Career SEC Pitching Stats

| Year | ERA | W | L | App | GS | CG | SHO | CBO | SV | IP | H | R | ER | BB | SO | 2B | 3B | HR | BF | B/Avg | WP | HBP | BK | SFA | SHA | PO | A | E | FLD% |
|-------|------|----|----|-----|----|----|-----|-----|----|-----|----|----|----|----|----|----|----|----|----|-------|----|-----|----|-----|-----|----|----|----|------|
| 2016 | 5.40 | 0 | 0 | 4 | 0 | 0 | 0 | 0 | 0 | 3.1 | 3 | 2 | 2 | 2 | 1 | 0 | 0 | 0 | 11 | .273 | 2 | 1 | 0 | 0 | 0 | 5 | 11 | 2 | .889 |
| 2017 | -- | -- | -- | -- | -- | -- | -- | -- | -- | -- | -- | -- | -- | -- | -- | -- | -- | -- | -- | -- | -- | -- | -- | -- | -- | -- | -- | -- | -- |
| TOTAL | 5.40 | 0 | 0 | 4 | 0 | 0 | 0 | 0 | 0 | 3.1 | 3 | 2 | 2 | 2 | 1 | 0 | 0 | 0 | 11 | .273 | 2 | 1 | 0 | 0 | 0 | 5 | 11 | 2 | .889 |

**20****CARSON SHADDY****INF • R/R • 5-11 • 185 • R-Senior
Fayetteville, Ark. • Fayetteville HS****As a Redshirt Junior (2017)**

Started 62 games at second base ... Hit .279 with 62 hits, 48 runs scored, and 40 RBIs ... Also hit eight home runs for the second-consecutive season ... Four of his eight home runs came in conference play ... Delivered 10 doubles, two triples, and stole six bases ... Had 15 multi-hit performances, three with three hits or more ... Three-hit performances came against Nebraska (March 4), ULM (March 8), and Vanderbilt (May 14) ... Was one of five Razorbacks with 10 or more multi-RBI games ... Produced a 19-game reached base streak during the season, the longest on the team ... Began the season on an eight-game hit streak, which included seven RBIs, two home runs, and 10 runs scored against Miami (Ohio) (Feb. 17-19), Bryant (Feb. 24-26), and at Louisiana Tech (Feb. 28-March 1) ... Named the Frisco College Classic Most Outstanding Player ... Hit .556 over the three games in the classic, including multi-hit games against Nebraska (March 4) and Oklahoma State (March 5) ... Went 3-for-3 with a career-high three doubles and five RBIs against the Cornhuskers ... Four of his five hits in the three-day classic went for doubles ... Hit home runs in back-to-back games against Mississippi State (March 18-19), one of two Razorbacks to achieve the feat ... Had one of the hottest bats over the first two weekends of conference play, hitting .435 with seven RBIs and three home runs against Mississippi State (March 17-19) and at Missouri (March 24-26) ... Notched five-straight multi-hit games during that stretch along with two doubles and a triple.

As a Redshirt Sophomore (2016)

Made 53 starts at either third base (34) or centerfield (19) ... Led the team with a .332 batting average, 70 hits, 41 runs scored and .521 slugging percentage ... Also tied for the team lead with eight home runs ... Delivered five home runs over a five-game stretch in late February and early March ... Added 12 doubles and 35 RBI ... Stole five bases ... Had seven multi-hit performances ... Produced three hit streaks of at least seven games ... Had a hit in 44 of 54 games played, including 19 of the first 22 ... Batted over .400 through the first 22 games while his average never dipped below .330 at any point during the season ... Had multiple RBI in nine games ... Hit at a .286 clip over 30 games in SEC action with 34 hits, seven doubles and 14 RBI ... Was best against lefties, hitting 13-for-36 (.361) ... Opened the season on a 10-game hitting streak, including a three-hit game against No. 9 Houston (Feb. 27) at the Houston College Classic ... Notched five three-hit games during the year ... Three-hit performances came against No. 9 Houston, Grambling State (March 16), No. 12 South Carolina (March 18), No. 18 Oklahoma State (April 26) and No. 2 Texas A&M (May 1) ... His three-hit game against Grambling State was part of a six-RBI day, setting not only a career-high, but the most by a Razorback since Brett Eibner achieved the feat in the 2010 NCAA Regional.

As a Redshirt Freshman (2015)

Played in 44 games and started 14 at catcher and in the outfield ... Finished second on the team with a .337 batting average and added five doubles, one triple and three home runs ... Recorded 19 runs batted in and added a .427 on base percentage ... Tallied his first collegiate home run against North Dakota (Feb. 14) ... Hit a grand slam against Mississippi Valley State (April 8) for his second home run of the year ... Had three-hit performances at South Alabama (Feb. 21) and against Eastern Illinois (March 3) ... Recorded a hit or run scored in the SEC Tournament, NCAA Stillwater Regional, NCAA Fayetteville Super Regional and College World Series.

As a Freshman (2014)

Redshirted the 2014 season.

Fayetteville High School

Named the 2013 Arkansas Gatorade Player of the Year ... Selected as the 2013 Rawlings High School Gold Glove winner at catcher ... Named to the USA Today All-Arkansas Team and the Arkansas Democrat-Gazette All-Arkansas Team ... Earned first team All-Conference and 7A All-State honors in both 2012 and 2013 ... Hit .426 with three home runs and 18 RBI as a senior ... Selected to play for the West team in the 2013 Arkansas High School All-Star Game.

Personal

Son of Chris Shaddy and Holland Weaver ... Has a brother, Taylor, and two sisters, Liza and Cate ... Father played baseball at Arkansas from 1980-82 ... Agriculture business major.



Carson Shaddy Career Stats

| Year | Avg | GP | GS | AB | R | H | 2B | 3B | HR | RBI | TB | SLG% | BB | HBP | SO | GDP | OB% | SF | SH | SB | ATT | PO | A | E | FLD% |
|-------|------|-----|-----|-----|-----|-----|----|----|----|-----|-----|------|----|-----|-----|-----|------|----|----|----|-----|-----|-----|----|------|
| 2015 | .337 | 44 | 14 | 89 | 15 | 30 | 5 | 1 | 3 | 19 | 46 | .517 | 9 | 5 | 26 | 4 | .427 | 0 | 0 | 1 | 2 | 132 | 19 | 7 | .956 |
| 2016 | .332 | 54 | 53 | 211 | 41 | 70 | 12 | 2 | 8 | 35 | 110 | .521 | 23 | 3 | 52 | 4 | .400 | 3 | 0 | 5 | 9 | 65 | 60 | 14 | .899 |
| 2017 | .279 | 62 | 62 | 222 | 48 | 62 | 10 | 2 | 8 | 40 | 100 | .450 | 26 | 13 | 61 | 0 | .383 | 3 | 0 | 6 | 11 | 104 | 134 | 16 | .937 |
| TOTAL | .310 | 160 | 129 | 522 | 104 | 162 | 27 | 5 | 19 | 94 | 256 | .490 | 58 | 21 | 139 | 8 | .397 | 6 | 0 | 12 | 22 | 301 | 213 | 37 | .933 |

Carson Shaddy Career SEC Stats

| Year | Avg | GP | GS | AB | R | H | 2B | 3B | HR | RBI | TB | SLG% | BB | HBP | SO | GDP | OB% | SF | SH | SB | ATT | PO | A | E | FLD% |
|-------|------|----|----|-----|----|----|----|----|----|-----|-----|------|----|-----|----|-----|------|----|----|----|-----|-----|----|----|------|
| 2015 | .242 | 17 | 3 | 33 | 3 | 8 | 2 | 0 | 1 | 8 | 13 | .394 | 3 | 2 | 11 | 1 | .342 | 0 | 0 | 0 | 1 | 45 | 4 | 2 | .961 |
| 2016 | .332 | 54 | 53 | 211 | 41 | 70 | 12 | 2 | 8 | 35 | 110 | .521 | 23 | 3 | 52 | 4 | .400 | 3 | 0 | 5 | 9 | 65 | 60 | 14 | .899 |
| 2017 | .288 | 29 | 29 | 111 | 17 | 32 | 5 | 1 | 4 | 20 | 51 | .459 | 5 | 3 | 29 | 0 | .331 | 2 | 0 | 1 | 3 | 47 | 70 | 8 | .936 |
| TOTAL | .281 | 76 | 62 | 263 | 37 | 74 | 14 | 2 | 7 | 42 | 113 | .430 | 21 | 5 | 74 | 2 | .344 | 2 | 0 | 5 | 10 | 131 | 98 | 17 | .931 |



6

HUNTER WILSON

INF • L/R • 5-10 • 170 • R-Junior

Spiro, Okla. • Spiro HS/Eastern OK St. JC/Stephen F. Austin

As a Junior (2017)

Made 14 appearances with nine starts at third base and one at shortstop ... Suffered a season-ending leg injury after being hit by a pitch against Alcorn State (March 14) ... Hit .310 with 29 at-bats and had three runs scored with six RBIs ... Also walked three times and had a .394 on-base percentage ... Had a season-high two RBIs against ULM (March 7), part of a 1-for-3 game ... Went a perfect 3-for-3 with two runs scored against Rhode Island (March 10) ... Went on a season-long four-game hitting streak that included a 6-for-7 (.857) series against Rhode Island (March 10-12) with two runs scored and a walk.

Eastern Oklahoma St. Junior College

Batted .361 with a .475 on-base percentage and .563 slugging percentage ... Hit nine home runs, drove in 39 runs, scored 61 runs and stole 16 bases in 20 attempts ... Helped lead Eastern Oklahoma State College to the NJCAA Region II Baseball Championship and a berth in the NJCAA South Central District Tournament, earning all-tournament honors.

Stephen F. Austin

Appeared in 43 games with 37 starts ... Batted .252 with a .333 on-base percentage and .325 slugging percentage ... Tallied 31 hits in 123 at-bats, including two doubles, two triples and one home run ... Also stole six bases in seven attempts.

Spiro High School

Four-year letterwinner at shortstop for Spiro ... all-state selection and team MVP in 2014 ... Spiro's offensive player of the year in 2013, defensive player of the year in 2012 ... Named to academic all-star team in 2012, 2013 and 2014 ... Also lettered on the football team.

Personal

Son of Russell Wilson and the late Heidi Wilson ... Has a stepmom, Happy Wilson ... Has one sister, Laney ... His grandparents are Neal and Linda Perrin and his aunt and uncle are Billy and Hollie Byers ... Recreation and sport management major.



Hunter Wilson Career Stats

| Year | Avg | GP | GS | AB | R | H | 2B | 3B | HR | RBI | TB | SLG% | BB | HBP | SO | GDP | OB% | SF | SH | SB | ATT | PO | A | E | FLD% |
|---------------|------|----|----|-----|----|----|----|----|----|-----|----|------|----|-----|----|-----|------|----|----|----|-----|----|-----|---|-------|
| 2015 (at SFA) | .252 | 43 | 37 | 123 | 18 | 31 | 2 | 2 | 1 | 15 | 40 | .325 | 14 | 3 | 18 | 5 | .333 | 4 | 6 | 8 | 7 | 50 | 90 | 7 | .952 |
| 2017 | .310 | 14 | 10 | 29 | 3 | 9 | 0 | 0 | 0 | 6 | 9 | .310 | 3 | 1 | 2 | 0 | .394 | 0 | 1 | 0 | 1 | 4 | 16 | 0 | 1.000 |
| TOTAL | .263 | 57 | 47 | 152 | 21 | 40 | 2 | 2 | 1 | 21 | 49 | .322 | 17 | 4 | 20 | 5 | .345 | 4 | 7 | 8 | 8 | 54 | 106 | 7 | .976 |

NEWCOMERS



31

CALEB BOLDEN

RHP • R/R • 6-2 • 170 • Freshman
Texarkana, Texas • Pleasant Grove HS

In the Draft

2017 - Tampa Bay Rays, 16th round (469 overall)

Pleasant Grove High School

Lost only two games in three seasons at Pleasant Grove High School ... Recorded a 0.91 ERA as a senior, one year after recording a 0.43 ERA as a junior ... The No. 53 right-handed pitcher in Texas, No. 174 overall according to Perfect Game ... Led Pleasant Grove to the Texas Class 4A state semifinals in 2016 and 2017 ... Earned first team all-state honors as a junior and senior with a combined record of 26-2 ... During his senior year, he went 14-2 with a 1.17 ERA, 150 strikeouts, and 20 walks in 95.1 innings ... Held opponents to a .152 batting average in 2017 ... Unanimous selection as District 14-4A Player of the Year ... Played for Riley Fincher at Pleasant Grove High School.

Personal

Born on Dec. 19, 1998 ... Son of Chris and Lori Bolden ... Majoring in kinesiology.



19

BRADY DISHER

C/INF • L/R • 6-1 • 190 • Freshman
Trophy Club, Texas • Byron Nelson HS

Byron Nelson High School

The 14th-ranked catcher in Texas by Perfect Game and No. 98 overall ... Named a 2017 Rawlings-Perfect Game Honorable Mention All-American ... Texas - All-Region Second Team player ... Played for Michael Killian at Byron Nelson High School.

Personal

Born on Nov. 19, 1998 ... Son of Bryan and Jana Disher ... Has one brother, Kasey ... Majoring in business.



4

BRYCE BONNIN

RHP/INF • R/R • 6-1 • 190 • Freshman
Mont Belvieu, Texas • Barbers Hill HS

In the Draft

2017 - Chicago Cubs, 26th round (795 overall)

Barbers Hill High School

Ranked No. 104 in the nation and No. 9 in the state of Texas by Perfect Game ... Batted .405 as a freshman and was named District 19-4A Newcomer of the Year and Second Team All-Greater Houston ... Was named preseason All-Greater Houston as a sophomore and junior ... Went on to hit .355 at the plate with 25 runs scored, 11 doubles, two triples, two home runs, 32 RBI and 10 stolen bases ... Named All-District and First Team All-Houston after his junior season ... Played in the Texas Scout Association All-Star Game last summer, going 1-for-3 at the plate with an RBI and also striking out three on the mound ... Played in the 2016 Area Code Games and attended the 2016 Perfect Game National Showcase ... Played for David Denny at Barbers Hill High School.

Personal

Born on Oct. 11, 1998 ... Son of Shane and Staci Bonnin ... Has three brothers, Blake, Brady, and Brett ... Majoring in kinesiology.



26

RYAN DRAKE

INF • R/R • 6-4 • 190 • Freshman
Grapevine, Texas • Grapevine HS

Grapevine High School

The 28th-ranked shortstop in the state of Texas, No. 129 overall by Perfect Game ... Named a 2017 Rawlings-Perfect Game Honorable Mention All-American ... Perfect Game Texas All-Region 2nd Team ... Participated in the 2016 WWBA South Qualifier for the Texas Stix Baseball Club ... Hit .289 as a junior with 26 hits, 18 RBIs, while generating a .366 on-base percentage and a .388 slugging percentage ... Won the 2016 Texas 5A state title with Grapevine High School ... Reached the state title game in 2017 ... Played for head coach Steven Hutcherson at Grapevine High School.

Personal

Born on Jan. 18, 1999 ... Son of William and Debbie Drake ... Has one sister, Emmalee ... Majoring in criminal justice.

NEWCOMERS



18 HESTON KJERSTAD

OF • L/R • 6-3 • 190 • Freshman
Amarillo, Texas • Randall HS

In the Draft

2017 - Seattle Mariners, 36th round (1,083 overall)

Canyon Randall High School

Ranked No. 369 in the nation by Perfect Game and No. 26 in the state of Texas ... Attended the Perfect Game South Underclass Showcase as a freshman ... Named the District 3-5A Newcomer of the Year in 2015 ... Part of Canyon Randall team that finished 2015 with a 33-6 record and a district championship ... Was also a Third Team TSWA 5A All-State player as a sophomore ... Completed a stellar junior campaign by batting .477 at the plate with 32 RBI ... Named District 3-5A MVP and First Team 5A All-State player in 2016 ... Member of Amarillo Globe-News 2016 Baseball Super Team ... Attended the 2016 Perfect Game National Showcase ... Played summer ball with D-Bat 17u Robertson and was part of the AABC Connie Mack World Series ... Named to CMWS All-Tournament Team after batting .524 with five extra base hits ... Played for Cory Hamilton at Canyon Randall High School.

Personal

Born on Feb. 12, 1999 ... Son of Dave and Jody Kjerstad ... Has three brothers, Reid, Dexter, and Lyle ... One sister, McCall ... Majoring in recreation and sport management.



22 BEN MCCLAIN

OF • L/L • 5-10 • 185 • Freshman
Lee's Summit, Mo. • Lee's Summit West HS

Lee's Summit West High School

Ranked No. 18 in the state of Missouri by Perfect Game ... Attended the 2016 Perfect Game South Top Prospect Showcase ... Part of Lee's Summit West team that reached the Missouri Class 5 State Tournament semifinals in 2016 ... Plays travel ball with KC Expos ... Played for Jay Meyer at West High School.

Personal

Born on Oct. 1, 1998 ... Son of Ben and Kathy McClain ... Has two sisters, Ashley and Alex ... Majoring in kinesiology.



15 CASEY MARTIN

INF • R/R • 5-11 • 175 • Freshman
Lonoke, Ark. • Lonoke HS

Lonoke High School

Ranked No. 270 in the nation by Perfect Game and No. 3 overall in the state of Arkansas ... Batted .508 as a junior for Lonoke High School with 25 runs scored, 18 extra base hits and 30 RBIs ... Also stole 11 bases and compiled a 0.70 ERA on the mound with 18 strikeouts in 10.0 innings pitched ... Named First Team All-State by Arkansas Prep Baseball Report in 2016 ... Was also named to the Arkansas Democrat-Gazette All-Arkansas Baseball First Team ... Named to 4A All-State and All-Tournament Teams as a junior ... Played for Darrick Lowery at Lonoke High School.

Personal

Born on April 7, 1999 ... Son of Keith and Jeniffer Martin ... Has one brother, Cody ... Majoring in recreation and sport management.



47 HUNTER MILLIGAN

LHP • L/L • 6-4 • 205 • Freshman
Greenbrier, Ark. • Greenbrier HS

Greenbrier High School

Ranked as the top player in the state of Arkansas by Perfect Game and No. 155 overall in the nation ... Went 4-2 on the mound as a junior with a 1.50 ERA, giving up just 16 walks and striking out 69 batters over 42.0 innings ... Struck out 16 batters in one game against Harrison ... Also recorded a perfect game against Clarksville ... Named 5A All-State in 2016 and attended the 2016 Perfect Game National Showcase ... Plays travel ball for East Coast Sox ... Greenbrier pitching coach is former Major Leaguer Dustin Mosley.

Personal

Born on Oct. 26, 1998 ... Son of JC and Diana Milligan ... Has five sisters, Jayme, Jayla, Katelyn, Ashley Dixon, and Amber Kelley ... Majoring in recreation and sport management.

NEWCOMERS



10

EASTON MURRELL

INF • S/R • 6-0 • 190 • Freshman
Prosper, Texas • Prosper HS

Prosper High School

Ranked No. 401 in the nation by Perfect Game ... Also plays second and third base ... Batted .329 with three home runs and 25 RBI as a sophomore ... Had a three-run triple in the 2015 5A State Baseball Championship ... Named the District 10-5A Defensive Player of the Year as a sophomore.

Personal

Born on Oct. 21, 1998 ... Son of Kati and Rod Murrell ... Has one brother, Gunner, and one sister, Hadley ... Majoring in recreation and sport management.



5

JACOB NESBIT

INF • R/R • 6-0 • 175 • Freshman
Coppell, Texas • Coppell HS

Coppell High School

Ranked No. 31 in the state of Texas by Perfect Game and the No. 4 shortstop ... Batted .294 with 21 RBI, 15 runs, four doubles and one home run as a junior ... Went .354 at the plate as a sophomore with 26 stolen bases ... Also added seven doubles, four triples and 15 RBI in 2015 ... Named UIL All-District 7-6A Newcomer of the Year as a sophomore ... Third Team Rawlings-Perfect Game Preseason Underclass All-American as a junior ... Played for Kendall Clark at Coppell HS.

Personal

Born on June 2, 1998 ... Son of Jon and Jennifer Nesbit ... Has one sister, Jessica ... Majoring in business.



12

CASEY OPITZ

C/INF • S/R • 5-11 • 175 • Freshman
Centennial, Co. • Heritage HS

In the Draft

2017 - Cleveland Indians, 27th round (822 overall)

Heritage High School

Ranked the No. 3 player in the state of Colorado and the top catcher overall by Perfect Game ... Combined to hit .313 in his first two years of high school with 27 runs scored, 10 extra-base hits and 32 RBIs ... Upped all of those totals as a junior in 2016, hitting .424 with 23 runs, seven extra-base hits and 11 RBIs in 21 games ... Threw out eight base runners in 11 stolen base attempts ... Named First Team All-Continental League as a sophomore and junior ... Attended the 2016 Perfect Game Rocky Mountain Showcase ... Plays summer ball with the Midland Redskins, which made the AABC Connie Mack World Series ... Played for head coach Scott Hormann for Heritage High School.

Personal

Born on July 30, 1998 ... Son of Jeff and Melanie Opitz ... Has two brothers, Jake and Shane and one sister, Jessie ... Majoring in finance.



28

KOLE RAMAGE

RHP • R/R • 6-1 • 185 • Freshman
Southlake, Texas • Southlake Carroll HS

Carroll High School

Ranked No. 63 in the state of Texas by Perfect Game ... Attended the 2015 Perfect Game South Underclass Showcase ... Went 8-2 on the mound as a junior with a 1.10 ERA and 75 strikeouts in 70 innings pitched ... Named First Team 7-6A All-District in 2016 ... Was 3-1 as a sophomore with a 2.37 ERA and 40 strikeouts ... Also plays football for Southlake Carroll ... Played summer ball with the Dallas Patriots-Stout Team ... Currently plays for Larry Vucan at Southlake Carroll.

Personal

Born on Sept. 11, 1998 ... Son of Mike and Kelli Ramage ... Has one brother, Kameron ... Majoring in engineering.

NEWCOMERS




44

DEREK RIPP

INF • L/R • 6-6 • 230 • Freshman
Olathe, Kan. • St. James Academy HS

St. James Academy High School
Generated a combined .413 batting average in his first three seasons with 52 hits, 36 RBIs, and a 1.081 OPS ... Named to back-to-back Kansas 5A All-State Teams in 2015 and 2016 ... Was an honorable mention all-state selection as a senior ... Top-rated first baseman and No. 6 overall player in the state of Kansas by Perfect Game.

Personal
Born on June 8, 1998 ... Son of Dave and Susan Ripp ... Majoring in engineering.



99

JACKSON RUTLEDGE

RHP • R/R • 6-8 • 260 • Freshman
St. Louis, Mo. • Rockwood Summit HS

Rockwood Summit High School
Ranked No. 176 nationally by Perfect Game ... Went 7-1 as a junior with 44 strikeouts ... Second Team 5A All-State in 2016 ... Attended the 2015 Perfect Game Jr. National Showcase ... As a senior, went 7-1 with a 1.19 ERA while allowing 37 hits, 28 walks, and 84 strikeouts in 41.0 innings ... Pitched one complete game as a senior ... First Team Suburban XII South All-Conference ... First Team 5A All-State as a senior ... 2017 Prep Baseball Report Player of the Year ... Attended both the 2016 Perfect Game National Indoor Showcase and the 2016 Perfect Game National Showcase... Selected to play for the White Sox in the 2016 Area Code Games.

Personal
Born on April 1, 1999 ... Son of John and Susan Rutledge ... Has two sisters, Rebekah and Isabel ... Majoring in marketing.



14

COLE TURNEY

OF • L/L • 6-0 • 225 • Freshman
Richmond, Texas • Fort Bend Travis HS

In the Draft
2017 - Cleveland Indians, 34th round (1,032 overall)

Fort Bend Travis High School
Ranked the No. 17 prospect in the nation by Perfect Game and No. 2 in the state of Texas ... Selected to play for the Rangers in the 2015 Underclass Area Code Games as a sophomore ... Also attended the 2015 Perfect Game Underclass All American Games ... Played in the 2016 Under Armour All-America Game at Wrigley Field after his junior season, hitting a double to knock in one run in his only at-bat ... Named a First Team Rawlings-Perfect Game Preseason Underclass All-American prior to his junior season ... Batted .344 with 25 runs scored in 2016, including four doubles, three triples, six home runs 28 RBIs and five stolen bases in 24 games ... Named District 23-6A MVP and Third Team TSWA All-State in 2016 ... Also named the Fort Bend Herald All-Area Team Offensive Player of the Year as a junior ... Played in 2016 Area Code Games and Perfect Game All-American Classic ... Third Team All-State by the Texas High School Baseball Coaches Association and Texas Sports Writers' Association ... First Team Texas Prep Baseball All-Houston 6A Team member ... Plays summer ball with the South Texas Sliders ... Currently played for Rodney Hernandez at Fort Bend Travis HS.

Personal
Born on Jan. 16, 1999 ... Son of Terry and Michele Turney ... Has three brothers, Garrett, Dillon, and Blake ... Majoring in recreation and sport management.



88

ZEBULON VERMILLION

RHP • R/R • 6-4 • 185 • Freshman
Prairie Village, Kan. • Shawnee Mission East HS

Shawnee Mission East High School
Ranked the No. 375 player in the nation by Perfect Game ... Played for the White Sox in the 2015 and 2016 Area Code Games ... Honorable mention for All-Sunflower League in 2015 ... 2016 Perfect Game Underclass High Honorable Mention ... Played for Shawnee Mission East Lancer for Jerrod Ryherd.

Personal
Born on Oct. 26, 1998 ... Son of Jay and Jennifer Vermillion ... Has one sister, Kayenne ... Majoring in recreation and sport management.

RBI GIRLS



Brooke Bailey
Spirit Squad Director



Meghan Springston
Assistant Coach

The RBI Girls have entertained Razorback baseball fans since the 1997 season, performing dance routines and leading cheers from the top of the dugouts prior to all home games and between innings. They have become an integral part of the game day experience at Baum Stadium. The RBI Girls are accompanied at all baseball games and events by Ribby, the Arkansas baseball mascot. The RBI Girls are coached by Brooke Bailey and Meghan Springston



Brighton Barnard
Little Rock, Ark.



Lauren Bouvier
Richardson, Texas



Sarah Carney
Parkville, Mo.



Karis Cheek
Fayetteville, Ark.



Allison Conte
Coppell, Texas



Payton Davis
Little Rock, Ark.



Reagan DeClerk
Fayetteville, Ark.



Chanan Drake
Owasso, Okla.



Tamara Fowler
Jonesboro, Ark.



Lydia Ganaden
Lee's Summit, Mo.



Baylor Griswold
Fayetteville, Ark.



Tira Haag
Topeka, Kan.



Devon Hunter
Springfield, Mo.



MacKenzie Johnson
Dallas, Texas



Christina Joshua
North Little Rock, Ark.



Abby Metz
St. Louis, Mo.



Victoria Nall
Brookland, Ark.



Alex Politz
Allen, Texas



Sophie Quandt
Bentonville, Ark.



Haley Schauerl
Lees Summit, Mo.



Sara Scheffler
Southlake, Texas



Madison Severn
Rockwall, Texas



Olivia Sherrington
Dallas, Texas



Mariah Snyder
Grapevine, Texas



Savannah Stagg
North Little Rock, Ark.



Sarah Steiner
Bentonville, Ark.



Alexa Tassani
Excelsior, Minn.



Emily Tracy
Lenexa, Kan.




Keely Womack
Miami, Okla.



Reed Kilpatrick
Ribby

DIAMOND DOLLS



Hannah Suggs
Coordinator

Under the supervision of coordinator Hannah Suggs, the University of Arkansas Diamond Dolls are a select group of young women who devote countless hours to the Razorback baseball program. The Diamond Dolls' duties include selling scorecards, assisting with on-field promotions and serving as bat girls.



Alix Arnold
Overland Park, Kan.



Madi Bigler
Springfield, Mo.



Hannah Davis
Flippin, Ark.



Shelby Ficociello
Fullerton, Calif.



Meredith Franzke
Springdale, Ark.



Brittany Furr
Charleston, Ark.



Hannah Humphrey
Pine Bluff, Ark.



Maggie Kehoe
Jefferson City, Mo.



Hope Kunkel
Kansas City, Mo.



Meghan Mock
Navasota, Texas



Jane Anne Parsons
Springdale, Ark.



Jill Pettit
Little Rock, Ark.



Madalynn Potter
Lake Village, Ark.



Hannah Pugh
Olathe, Kan.



Delaney Ream
West Plains, Mo.



Bess Roberts
White Hall, Ark.



Ally Smith
Kearney, Mo.



Brooke Spencer
Frisco, Texas



Kristen Stewart
Bentonville, Ark.



Madeleine Smith
Amarillo, Texas



Carly Weimer
Edwardsville, Ill.



Lindsey Williams
Waco, Texas



FACILITIES

BAUM STADIUM

When discussing the best college baseball facilities in the country, Baum Stadium is consistently among one of the first places mentioned. With room for more than 10,000 spectators, an impeccable playing surface and amenities that rival most minor league ballparks, it is the crown jewel of the collegiate ranks. Of course the physical properties of Baum Stadium are only a portion of the baseball experience with the remainder in the form of fans that flock to the corner of Razorback Road and 15th Street to watch their Razorbacks take on all comers.

Officially named Baum Stadium at George Cole Field at its dedication on May 3, 1996, the facility derives its name from primary backers as well as from the history of Razorback baseball. Arkansas' facility prior to Baum Stadium was George Cole Field and the new park preserved the tradition with its current name.

In 1998, Baum Stadium received a special honor, when it was named the nation's No. 1 facility in *Baseball America's* poll of best college facilities. Five years later it took second in the same poll, cementing its legacy as one of the best facilities in the nation. Since its construction, Arkansas officials have received numerous solicitations by coaches and administrators from across the country for blueprints and tours of the Razorbacks' home ballpark in an attempt to capture some of its charm. Even though Baum Stadium has been replicated to some degree, no other place in the country has the atmosphere that Baum Stadium brings to college baseball, which is why it has been the host to six NCAA Regionals and two NCAA Super Regionals.

Baum Stadium was one of the nation's best facilities when it was constructed, but since then it has undergone four renovations, making it the envy of visiting teams. The first upgrade came prior to the 2003 season, when the hitting and pitching cages were enclosed to ensure a place for Razorback players to practice year round. A total of 2,600 chair back seats also were added to the park, 1,300 of which reside on each foul line.

Baum Stadium's second renovation came a year later as 12 luxury boxes, coaches' offices, a new scoreboard and natural grass completely changed the feel of the park. A state-of-the-art scoreboard added full video, complete with a message center and an analog clock was added to the right-center field gap, which stood 45-feet high and 76-feet wide. The original turf field of Baum Stadium's construction was torn out and rye grass was grown for the 2004 campaign, but replaced by a hybrid Bermuda in 2005. A portion of the upgrades were made

possible by contributions from the Willard and Pat Walker Charitable Foundation, Bob and Marilyn Bogle, the Pagnozzi Charities, John Tyson and Stan Ley.

The next renovation to Baum Stadium came prior to the 2007 season as 20 luxury boxes were built, 1,000 chair back seats were added, restrooms constructed and the Hog Pen and picnic area expanded. A new ticket office, field lights and wall pads were added as well. The final set of upgrades to the park brought Baum Stadium's capacity to 10,737 seats with 8,237 of those coming from chair backs and 34 from luxury boxes.

New LED ribbon boards were added in 2013, and the Fowler Family Baseball and Track Training Center opened in the fall of 2014, providing the Arkansas with the finest collegiate indoor facility in the country. The facility provides approximately 52,000 square feet of climate-controlled practice space, including a full-size practice infield, throwing area, batting areas and ancillary team spaces.

In 2016, the university's partnership with South Dakota-based Daktronics produced the largest video board ever installed at an on-campus college baseball facility in the country. The massive 25 foot by 71 foot LED video board enhances an already memorable experience at Baum Stadium by providing 1,775 square feet of digital space for live high-definition video, instant replays, up-to-the-minute statistics, and game information, graphics and animations.

Future plans also call for luxury suites in left and right fields, a concourse that goes around the entire stadium and a new center field entrance to the stadium.

The combination of the upgrades prior to the 2007 season and a top-10 baseball team produced then-record attendance numbers as Arkansas smashed its school record for the fourth straight year. The Razorbacks became the first team in NCAA history to average more than 8,000 tickets sold per game (8,069) as their attendance over 33 home games was 266,270. Arkansas also set a then-school record for actual attendance with 198,218 fans (6,007 per game) passing through the gates.

In 2007, Razorback fans helped set the school and then-Southeastern Conference three-game series attendance record in the May 4-6 weekend series against LSU, buying 30,564 tickets.



BAUM STADIUM



The attendance figures drawn to Baum Stadium allowed Fayetteville to host its third NCAA Regional in four years in 2007 and its fourth since 1999. Razorback fan support did not flounder as the regional was the best attended of all 16 sites, averaging 6,452 fans over its six games.

In April 2009, Baum Stadium played host to its first No. 1 versus No. 1 battle when the Razorbacks took on Arizona State. In game two of the midweek series, 11,014 fans were in attendance while 11,434 tickets were sold. Both numbers were then-facility records, topping the previous mark of 10,581 fans to see Arkansas defeat LSU in 2007.

The two-game series against the Sun Devils brought 17,300 fans through the turnstiles, a Razorback midweek record, and the 19,776 tickets sold were also a midweek series highmark.

Arkansas set a new attendance standard at Baum Stadium during the 2010 season as a record 292,734 tickets were sold to see the Razorbacks. Arkansas finished second in the country in both total attendance and average attendance (7,704). In part because of the great fan support, Arkansas was selected as an NCAA Regional host for the fifth time in program history. The regional drew more than 40,000 fans, averaging 5,276 fans per game over the eight contests.

Razorback fans continued to pack Baum Stadium in 2011 as Arkansas had six of the 20 largest crowds in school history in terms of tickets sold. The U of A set a new single-game attendance record on April 9, 2011, when 11,103 fans crammed into Baum Stadium to see the Razorbacks defeat LSU 4-3 on James McCann's walk-off three-run homer in the bottom of the ninth.

The 2012 season saw Arkansas play a school-record 36 regular season home games. The Razorbacks finished second in the country in average attendance and third in total attendance. A total of 260,468 tickets were sold over the 33 home dates, an average of 7,892 tickets sold per game. Arkansas sold more than 7,000 tickets for 23 of the team's 36 home games.

Arkansas again ranked second in the country in average attendance in 2013 with 8,335 tickets sold per game. The Razorbacks' total attendance of 250,055 was fourth in the nation, marking the ninth straight year Baum Stadium ranked in the top five nationally in attendance.

In 2004, Baum Stadium served as host to its second NCAA Regional and first NCAA Super Regional, drawing the largest total attendance in the nation for both events. The series-clinching win over Florida State drew 10,027 fans to Baum

Stadium, eclipsing the previous night's record of 9,338, set less than 24 hours earlier. In all, a combined 58,138 attended the NCAA Regional and Super Regional during the 2004 season.

Arkansas' 2004 attendance numbers were no fluke as fans continued to pour into the ballpark. The 2005 and 2006 crowds continued to set records for both paid and actual attendance. While the NCAA and SEC recognize tickets sold as their method of ranking schools, Arkansas keeps both actual patrons as well as paid attendance figures and have seen steady increases in both areas.

In an informal study by the Baton Rouge (La.) *Advocate*, Arkansas led the nation in actual attendance between 2004 and 2007 and was edged by LSU in 2008 by 20 fans as patrons returned to Baton Rouge's Alex Box Stadium in its final season.

Baum Stadium is the culmination of a vision that was possible only through the dedication of former Arkansas head coach Norm DeBriyn, former U of A Athletics Director Frank Broyles and contributions by the families of Willard and Pat Walker and Charlie Baum.

While the efforts of DeBriyn and Broyles have been instrumental in maintaining a state-of-the-art home for Arkansas baseball since the original George Cole Field opened in 1975, it was the generosity of the Baums and Walkers that allowed Arkansas to abandon plans to renovate its former facility and replace it with a new standard in college baseball venues.

The support of the George Cole family has been an integral part of the program's growth since the former Razorback athlete, coach and athletics director donned the Cardinal and White many years ago.

"Without the support of the Charlie Baum, Willard Walker and George Cole families, this wouldn't have been possible," DeBriyn said when Baum Stadium opened. "It's an incredible facility and there is not one like it anywhere in the country. There is no way to describe the excitement our players and coaches have when they take the field."

Representatives of all three families attended the groundbreaking ceremony on Oct. 12, 1994. Eighteen months later, Arkansas' Matt Carnes delivered Baum Stadium's first pitch to Auburn's Russell Whittenburg, completing the dream. The Razorbacks defeated the Auburn Tigers 9-2 in the stadium's inaugural contest.

Named for the late Razorback shortstop and athletics director, George Cole Field served as Arkansas' home field from 1975 until 1996.

With a capacity of 3,000, George Cole Field was located just north of John McDonnell Field.

When it opened in 1975, George Cole Field enabled the Razorbacks to leave the field at the Washington County Fairgrounds and move into an on-campus facility for the first time.

Setting the trend for Arkansas having the finest college baseball park in the nation, George Cole Field was one of the few with artificial turf.

Donations from former Razorbacks Tim Lollar, Johnny Ray and Kevin McReynolds and their agent, Tom Selakovich, provided for the installation of lights at George Cole Field in 1985. On March 22 of that season, the Hogs defeated Southwest Conference rival Texas 5-4 in the first night baseball game on the Arkansas campus. Later that season, George Cole Field played host to the Southwest Conference Tournament for the first time. Arkansas defeated Texas 10-6 in the championship game to win its first conference tournament title. The SWC tournament came to Fayetteville again in 1988.

When the Razorbacks entered the Southeastern Conference in 1992, UA officials recognized the need to improve the school's baseball facility. While plans originally called for the improvement of George Cole Field, generous donations from the Willard and Pat Walker and Charlie Baum families, along with former Razorback Tom Pagnozzi, enabled the Razorbacks to scrap the renovation plans and start from scratch with an entirely new state-of-the-art facility.

During its 21 seasons, George Cole Field was home to a number of future major-leaguers, including Pagnozzi, Ray, McReynolds, Lollar, Les Lancaster and Jeff King.

Although the original George Cole Field played host to its last game on March 31, 1995, the spirit endures in the official name of the Razorbacks' current facility: Baum Stadium at George Cole Field.

A native of Bauxite, Arkansas, Cole served as athletics director from July 1, 1970, until his retirement on July 1, 1973. A former All-SWC quarterback for the Razorback football team, Cole scored a then-school-record 85 points as a senior in 1927. He began his administrative career at Arkansas as a football line coach in 1936 and became an assistant athletics director under the legendary John Barnhill in 1957.



QUICK FACTS: BAUM STADIUM AT GEORGE COLE FIELD

Architect: HOK Sport

Contractor: Kinco, Inc.

Capacity: 10,737

Chairback Seats: 8,237

Surface: Natural bermuda-hybrid grass (installed 2005)

Construction Cost: \$8.9 million (initial - 1996)

Parking: 1,100 spaces

Groundbreaking: Oct. 12, 1994

First Game: April 13, 1996 (Arkansas 9, Auburn 2)

Dedication: May 3, 1996 (Arkansas 9, Alabama 3)

Largest Crowd (Actual): June 6, 2015 - 12,167; Missouri St. 3, Arkansas 1

Field Dimensions (L-LC-C-RC-R): 320-375-400-365-320

Grandstand Canopy: Masted, cable-suspended

Dugouts: Built to MLB specifications with tunnel access to clubhouses

Batter's Eye: 40' x 80' wall behind center field

Bullpens: Allow field visibility

Concourse: Elevated, with unobstructed views of the playing field throughout from foul pole to foul pole.

Restrooms: On first- and third-base side of grandstand, in clubhouses, luxury boxes and in press box

Concession Stands: Eight (full-service)

Hog Pen: Beyond left-field fence with 12 picnic tables and 40 grills

Hog Heaven: 98 premium, outdoor seats on the press box level

Suites: 34 luxury suites on press level

Johnny Mike Walker Lounge: Located on press level, accessible to Hog Heaven ticket holders and Swatter's Club members

Press Box: Two seating rows and spacious work area

Press Level Booths: Two radio booths and a television booth

Sound System: Includes on-demand access to sound effects and music

Batting Cages: Four, enclosed cages

Tom Pagnozzi Clubhouse: Includes big-screen television, lounge, oak lockers, pool table, custom chairs and tables

Umpire's Locker Room: Includes dressing, shower and restrooms

Offices: Spacious coaches' offices located on third base line overlooking the field

Training Room: Adjacent to home clubhouse; includes two whirlpools

Equipment Room: With laundry facilities

Novelty Stand: Located behind home plate and on third-base side of grandstand

Ticket Offices: Located in Razorback Foundation building down the left-field line

Fountain: Natural water feature with underwater inlet and lighted fountain; located behind batter's eye

Terrazzo Hog: A Baum Stadium trademark; located outside the main entrance

Scoreboard: One of the largest video boards in college baseball, the LED's display's dimensions are 25 feet tall by 71 feet wide providing 1,775 square feet of digital space for live high-definition video, instant replays, up-to-the-minute statistics, and game information, graphics animations.

BAUM STADIUM RECORDS



BAUM STADIUM RECORDS

12,589

SINGLE GAME ATTENDANCE (2015)

8,335

SINGLE SEASON AVERAGE (2013)

286,472

SINGLE SEASON TICKETS (2012)

497

WINS AT BAUM STADIUM

35,730

3-GAME SERIES ATTENDANCE



ARKANSAS YEAR-BY-YEAR RESULTS AT BAUM STADIUM

| | | | | | | | | | |
|------------------------|-------------------------|------------------------|-------------------------|-------------------------|------------------------|-------------------------|------------------------|-------------------------|-------------------------|
| 1996 6-3 (.667) | 1997 26-7 (.787) | 1998 22-9 (.709) | 1999 25-5 (.833) | 2000 16-19 (.457) | 2001 19-8 (.703) | 2002 18-12 (.600) | 2003 22-8 (.733) | 2004 31-8 (.794) | 2005 19-9 (.678) |
| 2006 21-6 (.778) | 2007 22-10 (.687) | 2008 24-9 (.727) | 2009 23-12 (.657) | 2010 29-9 (.763) | 2011 24-7 (.774) | 2012 28-8 (.778) | 2013 24-9 (.727) | 2014 25-10 (.714) | 2015 23-12 (.657) |
| | | | | | | | | 2016 20-14 (.588) | 2017 30-8 (.789) |

Top 20 All-Time Crowds (tickets sold)

| | | | |
|-----|-------------------|--------|----------------|
| 1. | Mississippi State | 12,589 | April 25, 2015 |
| 2. | LSU | 11,827 | April 8, 2017 |
| 3. | Auburn | 11,742 | April 26, 2014 |
| 4. | LSU | 11,462 | April 9, 2011 |
| 5. | Arizona State | 11,434 | April 8, 2009 |
| 6. | Missouri State* | 11,317 | June 6, 2015 |
| 7. | Mississippi State | 11,194 | April 16, 2011 |
| 8. | Missouri State* | 11,169 | June 5, 2015 |
| 9. | Texas A&M | 11,145 | April 20, 2013 |
| 10. | Missouri State* | 11,116 | June 7, 2015 |
| 11. | Oral Roberts^ | 11,088 | June 2, 2017 |
| 12. | Miami (Ohio) | 10,891 | Feb. 18, 2017 |
| 13. | LSU | 10,741 | April 7, 2017 |
| 14. | LSU | 10,727 | May 5, 2007 |
| 15. | Missouri State^ | 10,527 | June 5, 2017 |
| 16. | LSU | 10,399 | May 4, 2007 |
| 17. | LSU | 10,377 | April 13, 2013 |
| 18. | Missouri State^ | 10,369 | June 3, 2017 |
| 19. | Ole Miss | 10,213 | May 21, 2011 |
| 20. | LSU | 10,180 | April 14, 2013 |

* - NCAA Super Regional
^ - NCAA Regional

Top 20 All-Time Crowds (actual)

| | | | |
|-----|-------------------|--------|----------------|
| 1. | Missouri State* | 12,167 | June 6, 2015 |
| 2. | Missouri State* | 11,869 | June 5, 2015 |
| 3. | Missouri State* | 11,694 | June 7, 2015 |
| 4. | LSU | 11,103 | April 9, 2011 |
| 5. | Arizona State | 11,014 | April 8, 2009 |
| 6. | Oral Roberts^ | 11,088 | June 2, 2017 |
| 7. | LSU | 10,987 | April 8, 2017 |
| 8. | Mississippi State | 10,837 | April 25, 2015 |
| 9. | Mississippi State | 10,784 | April 16, 2011 |
| 10. | LSU | 10,581 | May 5, 2007 |
| 11. | Texas A&M | 10,477 | April 20, 2013 |
| 12. | Missouri State^ | 10,369 | June 3, 2017 |
| 13. | Missouri State^ | 10,273 | June 5, 2017 |
| 14. | Central Michigan | 10,219 | Feb. 20, 2016 |
| 15. | Auburn | 10,217 | April 26, 2014 |
| 16. | LSU | 10,147 | May 4, 2007 |
| 17. | Ole Miss | 10,084 | May 21, 2011 |
| 18. | Florida State* | 10,027 | June 12, 2004 |
| 19. | LSU | 9,884 | April 13, 2013 |
| 20. | Ole Miss | 9,812 | May 18, 2007 |

* - NCAA Super Regional
^ - NCAA Regional

2017 NCAA ATTENDANCE LEADERS

Average Home Attendance

| Team | Average |
|------------------------|---------|
| 1. LSU | 10,725 |
| 2. Ole Miss | 8,545 |
| 3. Arkansas | 8,269 |
| 4. Mississippi State | 7,962 |
| 5. South Carolina | 7,178 |
| 6. Nebraska | 5,395 |
| 7. Texas A&M | 5,152 |
| 8. Texas | 5,053 |
| 9. Louisiana-Lafayette | 4,917 |
| 10. TCU | 4,786 |



FOWLER FAMILY TRAINING CENTER

The facility provides approximately 52,000 square feet of climate-controlled practice space, including a full size practice infield, throwing area, batting areas and ancillary team spaces.


Thanks in part to the generous \$2.5 million gift provided by the Wallace and Jama Fowler family, the University of Arkansas completed a brand new world class indoor training facility for baseball and track in the summer of 2015.

Dedicated on Sept. 20, 2014 as the Fowler Family Baseball and Track Center, the facility provides approximately 52,000 square feet of climate-controlled practice space, including a full size practice infield, throwing area, batting areas and ancillary team spaces.

The facility includes four batting cages with a drop down and raise up netting system that allows for baseball training and available surface space. The practice infield is suitable for live hitting with nets ensuring safe activity and observation outside the infield space and protective measures toward the facility structure.

The Fowler Family's gift marked substantial progress toward meeting the fund-raising goal for the project. Additional gifts are still being sought to meet the fundraising goal for the facility being funded by a combination of capital gifts, athletic revenues and proceeds from a bond issue. The total project cost was \$9.1 million.





2017 SEASON REVIEW

2017 SEASON REVIEW



Baum Stadium hosted the most attended regional during the opening round of the 2017 NCAA Division I Baseball Championship. A total of 67,704 fans were in attendance with more than 9,000 fans in the seats for each of Arkansas' five regional games.

Hogs Host Sixth NCAA Regional In School History

After missing out on the NCAA Tournament in 2016, Arkansas bounced back in a big way in 2017, winning 45 games, a 19-game turnaround, and was selected to host the NCAA Fayetteville Regional for the sixth time in school history. In what was their 29th NCAA Tournament overall, the Razorbacks hosted one of the most competitive regionals in the nation with Oral Roberts, Oklahoma State, and Missouri State. It was the first time Arkansas was selected as a regional host since 2010 and fans showed up in style. A total of 67,704 fans were in attendance, ranking first among the 16 host sites around the country. More than 9,000 fans were in the seats for each of Arkansas' five regional games with attendance surpassing the 10,000 mark in three of those contests.

Baum Stadium Attendance Continues To Soar

For the 13th-straight year, Arkansas placed in the top five in the nation in total and average attendance. With 8,269 fans per game over 35 home games, the Hogs finished third in average attendance. A total of 289,421 fans visited Baum Stadium during the 2017 season, good for second in the country. The biggest crowd came on the biggest stage when Arkansas faced off with Oral Roberts in its NCAA Fayetteville Regional opener. 11,088 fans filled the seats for that game, the fifth-largest attendance in Baum Stadium history. Also, for the ninth-straight year, more than 7,000 fans attended Opening Day, as 9,443 Razorbacks fans were attendance for Arkansas' 7-0 shutout over Miami (Ohio) last year.

Soooieville Sluggers Crush Way Through 2017 Season

Much of what led to Arkansas' success last year was its offensive production, most notably from the home run. The Razorbacks hit home runs at an unreal pace to lead the SEC with 83 long balls in 2017. That total was ninth in the country and the most by any Razorback team since 2010. Arkansas was the only team in the SEC with five players with six or more home runs and three with 10 or more. Of the 422 runs scored throughout the year, about 30 percent came from home runs. Junior Chad Spanberger was the king of crush, hitting 20 home runs, 12 over the final month. Catcher Grant Koch finished second on the team with 13 home runs, while freshman outfielder Dominic Fletcher had a breakout year with 12 home runs, most among all freshman in the SEC.

Chad Spanberger Soars Up Draft Boards

There was no question that Chad Spanberger was home run threat every time he stepped to the plate. That distinction rang true during the final month of the season when he hit 12 of his team-leading 20 home runs, catching the eye of everyone in the college baseball world. His home run total was good for second in the SEC and ninth in the nation. He also became just the sixth player in program history to hit 20 or more home runs in a season. In the 2017 SEC Tournament, Spanberger turned in, arguably, his best week of the season, earning tournament MVP honors after hitting .421 in five games. He set a single-game tournament record for home runs and RBIs after going 3-for-4 with three home runs and seven RBIs against Auburn. Over the summer, he was taken in the sixth round of the 2017 MLB Draft by the Colorado Rockies

Dominic Fletcher Makes Mark In First Season

Outfielder Dominic Fletcher was one of the most highly touted players coming out of high school and his first year as a Razorback was one for the record books. Fletcher was named an All-American by Baseball America and the National College Baseball Writer's Association (NCBWA), becoming the 19th Razorback to be named a freshman All-American. The Cypress, California native started 56 games in centerfield and hit .291 with 64 hits, 12 home runs, and 37 RBIs. His 12 home runs were third-best on the team and tied for the most among all freshmen in the SEC. The longballs were also just one off the Arkansas freshman record for home runs in a single season. Fletcher closed his first year out strong, hitting .356 over the final 18 games with six home runs and 13 RBIs. Eight of those games were multi-hit performances and two of his home runs came during Arkansas' run to the SEC Tournament final. Against top-seed Florida in the tournament semifinals, Fletcher tied his season-high with four RBIs as part of a 3-for-4 day at the plate.



Chad Spanberger became the sixth player in program history to hit 20 home runs in a season last year. 12 of his long balls came in the final month while his .619 slugging percentage was the second highest by a Razorback since 2010.

2017 SEASON REVIEW



Arkansas reached the SEC Tournament final for the fourth time in school history in 2017 after battling through the loser's bracket to knock off Auburn, Mississippi State, and top-seeded Florida. It was the first tournament final appearance for the Razorbacks since 2007 and second appearance under head coach Dave Van Horn.

Hogs Make Magical Run To SEC Tournament Final

Entering the 2017 SEC Tournament, Arkansas needed a big postseason run to secure an NCAA Regional host bid. Even though it dropped its tournament opener to Mississippi State, the Razorbacks won three-straight games to reach the tournament final against LSU. Over that stretch, Arkansas' offense and pitching were on point, eliminating Auburn, Mississippi State, and top-seeded Florida along the way. Against Auburn, the pitching combo of Dominic Taccolini, Matt Cronin, and Josh Alberius threw a seven-inning no-hitter in a 12-0 victory, the first-ever no-hitter in SEC Tournament history and 13th in Arkansas history. In that same game, Chad Spanberger became the first player to hit three home runs in an SEC Tournament game along with a single-game SEC Tournament record seven RBIs. Spanberger went on to earn tournament MVP honors after hitting .421 over five games with five home runs, 10 RBIs, and an astounding 1.368 slugging percentage.

Six Razorbacks Drafted

For the 43rd-consecutive year, Arkansas had at least one player selected in the MLB Draft. There were six draftees in the 2017 MLB Draft, three who went in the first 10 rounds. Right-hander Trevor Stephan led all Razorbacks after being selected in the third round by the New York Yankees, becoming the 13th Razorback taken in the draft's first three rounds since 2010 and the fourth pitcher since 2013. Chad Spanberger (6th round, Colorado), Cannon Chadwick (9th round, New York Mets), Dominic Taccolini (10th round, San Diego), Blaine Knight (29th round, Texas), and Josh Alberius (36th round, Miami) all followed, giving Arkansas its second-straight year with six draftees.

Koch Competes With Team USA

Catcher Grant Koch spent the summer playing for the USA Baseball Collegiate National Team and was the 14th Razorback to don the Red, White and Blue. Koch was invited to the USA Baseball training camp at the start of the summer, but not guaranteed a spot. The Fayetteville native earned his way onto the team, leading the squad with a .372 batting average, along with two home runs and nine RBIs over 20 games.



After leading Arkansas to the NCAA Regionals and hitting a career-best .264 with 13 home runs and 42 RBIs, catcher Grant Koch earned a spot on the USA Baseball Collegiate National Team over the summer.

2017 SEASON RESULTS

2017 RECORD: 45-19 • HOME: 30-8 • AWAY: 10-7 • NEUTRAL: 5-4 • SEC: 18-11 • NCAA TOURNAMENT: 3-2

| Game date | Opposing team | Score | Arkansas | Opponent | Inns | Overall | SEC | Pitcher of record | Attend | Time |
|--------------|----------------------|----------|----------|----------|------|---------|---------|-----------------------|--------|------|
| | | | R-H-E | R-H-E | | | | | | |
| Feb 17, 2017 | MIAMI | W, 7-0 | 7-8-1 | 0-6-1 | 9 | 1-0-0 | 0-0-0 | B. Knight (W 1-0) | 9443 | 3:02 |
| Feb 18, 2017 | MIAMI | W, 5-1 | 5-10-1 | 1-4-1 | 9 | 2-0-0 | 0-0-0 | T. Stephan (W 1-0) | 10891 | 2:37 |
| Feb 19, 2017 | MIAMI | W, 11-1 | 11-13-0 | 1-4-0 | 9 | 3-0-0 | 0-0-0 | K. Kopps (W 1-0) | 9020 | 3:12 |
| Feb 24, 2017 | BRYANT | W, 11-8 | 11-7-2 | 8-10-2 | 9 | 4-0-0 | 0-0-0 | D. Taccolini (W 1-0) | 6921 | 4:08 |
| Feb 25, 2017 | BRYANT | W, 13-7 | 13-10-1 | 7-10-6 | 9 | 5-0-0 | 0-0-0 | T. Stephan (W 2-0) | 7351 | 3:53 |
| Feb 26, 2017 | BRYANT | W, 16-6 | 16-14-1 | 6-10-6 | 9 | 6-0-0 | 0-0-0 | D. Taccolini (W 2-0) | 6529 | 4:04 |
| Feb 28, 2017 | at Louisiana Tech | L, 4-3 | 3-5-1 | 4-6-0 | 9 | 6-1-0 | 0-0-0 | J. Alberius (L 0-1) | 3129 | 2:36 |
| Mar 01, 2017 | at Louisiana Tech | W, 13-10 | 13-15-0 | 10-11-2 | 9 | 7-1-0 | 0-0-0 | B. Loseke (W 1-0) | 2901 | 3:25 |
| Mar 03, 2017 | vsArizona^ | L, 3-0 | 0-3-1 | 3-7-3 | 9 | 7-2-0 | 0-0-0 | B. Knight (L 1-1) | - | 2:54 |
| Mar 04, 2017 | vsNebraska^ | W, 15-5 | 15-15-1 | 5-5-1 | 9 | 8-2-0 | 0-0-0 | T. Stephan (W 3-0) | 10102 | 3:45 |
| Mar 05, 2017 | vsOklahoma State^ | L, 8-3 | 3-5-2 | 8-10-3 | 9 | 8-3-0 | 0-0-0 | J. Alberius (L 0-2) | 8120 | 3:31 |
| Mar 07, 2017 | ULM | W, 12-3 | 12-16-0 | 3-10-2 | 9 | 9-3-0 | 0-0-0 | D. Taccolini (W 3-0) | 6285 | 2:45 |
| Mar 08, 2017 | ULM | W, 11-2 | 11-14-0 | 2-3-1 | 9 | 10-3-0 | 0-0-0 | K. Murphy (W 1-0) | 6347 | 2:41 |
| Mar 10, 2017 | RHODE ISLAND | W, 5-2 | 5-5-1 | 2-9-2 | 9 | 11-3-0 | 0-0-0 | B. Loseke (W 2-0) | - | 3:27 |
| Mar 10, 2017 | RHODE ISLAND | W, 3-2 | 3-8-3 | 2-3-2 | 9 | 12-3-0 | 0-0-0 | C. Chadwick (W 1-0) | 7482 | 2:37 |
| Mar 12, 2017 | RHODE ISLAND | L, 3-0 | 0-3-0 | 3-8-0 | 9 | 12-4-0 | 0-0-0 | J. Alberius (L 0-3) | 6410 | 2:35 |
| Mar 14, 2017 | ALCORN STATE | W, 3-2 | 3-9-1 | 2-11-0 | 9 | 13-4-0 | 0-0-0 | C. Chadwick (W 2-0) | 6143 | 2:57 |
| Mar 15, 2017 | ALCORN STATE | W, 11-3 | 11-14-1 | 3-9-0 | 9 | 14-4-0 | 0-0-0 | K. Murphy (W 2-0) | 6211 | 2:56 |
| Mar 17, 2017 | MISSISSIPPI STATE* | W, 3-1 | 3-4-0 | 1-4-0 | 9 | 15-4-0 | 1-0-0 | B. Knight (W 2-1) | 7230 | 2:46 |
| Mar 18, 2017 | MISSISSIPPI STATE* | W, 5-4 | 5-7-2 | 4-7-0 | 9 | 16-4-0 | 2-0-0 | T. Stephan (W 4-0) | 8341 | 3:18 |
| Mar 19, 2017 | MISSISSIPPI STATE* | W, 6-1 | 6-11-0 | 1-6-0 | 9 | 17-4-0 | 3-0-0 | J. Alberius (W 1-3) | 7828 | 2:50 |
| Mar 22, 2017 | NEW ORLEANS | W, 5-2 | 5-8-0 | 2-5-0 | 9 | 18-4-0 | 3-0-0 | B. Loseke (W 3-0) | 6819 | 2:47 |
| Mar 24, 2017 | at Missouri* | W, 9-2 | 9-14-0 | 2-7-2 | 9 | 19-4-0 | 4-0-0 | B. Knight (W 3-1) | 638 | 3:07 |
| Mar 25, 2017 | at Missouri* | L, 7-2 | 2-8-1 | 7-11-1 | 9 | 19-5-0 | 4-1-0 | T. Stephan (L 4-1) | 711 | 3:08 |
| Mar 26, 2017 | at Missouri* | W, 9-8 | 9-12-1 | 8-11-3 | 9 | 20-5-0 | 5-1-0 | J. Alberius (W 2-3) | 2229 | 3:34 |
| Mar 31, 2017 | at Alabama* | W, 7-1 | 7-17-0 | 1-3-2 | 9 | 21-5-0 | 6-1-0 | B. Knight (W 4-1) | 4894 | 3:15 |
| Apr 1, 2017 | at Alabama* | L, 7-1 | 1-6-1 | 7-10-0 | 9 | 21-6-0 | 6-2-0 | T. Stephan (L 4-2) | 4202 | 3:13 |
| Apr 2, 2017 | at Alabama* | W, 8-5 | 8-13-0 | 5-9-1 | 9 | 22-6-0 | 7-2-0 | C. Chadwick (W 3-0) | 4483 | 3:39 |
| Apr 04, 2017 | GRAND CANYON | W, 11-2 | 11-13-2 | 2-5-1 | 9 | 23-6-0 | 7-2-0 | W. Rogers (W 1-0) | - | 3:32 |
| Apr 05, 2017 | GRAND CANYON | W, 6-1 | 6-9-1 | 1-10-2 | 9 | 24-6-0 | 7-2-0 | K. Murphy (W 3-0) | 6318 | 3:04 |
| Apr 07, 2017 | LSU* | W, 9-3 | 9-12-0 | 3-9-1 | 9 | 25-6-0 | 8-2-0 | B. Knight (W 5-1) | 10741 | 3:58 |
| Apr 08, 2017 | LSU* | L, 10-8 | 8-12-1 | 10-9-1 | 9 | 25-7-0 | 8-3-0 | C. Chadwick (L 3-1) | 11827 | 3:49 |
| Apr 09, 2017 | LSU* | L, 2-0 | 0-4-2 | 2-6-0 | 9 | 25-8-0 | 8-4-0 | J. Alberius (L 2-4) | 9016 | 2:30 |
| Apr 11, 2017 | at Missouri State | W, 12-4 | 12-18-0 | 4-9-2 | 9 | 26-8-0 | 8-4-0 | M. Cronin (W 1-0) | 2540 | 4:05 |
| Apr 13, 2017 | GEORGIA* | W, 14-4 | 14-11-1 | 4-7-2 | 9 | 27-8-0 | 9-4-0 | B. Knight (W 6-1) | 7719 | 3:31 |
| Apr 14, 2017 | GEORGIA* | W, 5-4 | 5-13-3 | 4-10-3 | (10) | 28-8-0 | 10-4-0 | J. Reindl (W 1-0) | 8263 | 4:08 |
| Apr 15, 2017 | GEORGIA* | W, 11-3 | 11-14-1 | 3-11-2 | 9 | 29-8-0 | 11-4-0 | K. Kopps (W 2-0) | 9143 | 3:31 |
| Apr 18, 2017 | MEMPHIS | W, 16-7 | 16-15-1 | 7-8-2 | 9 | 30-8-0 | 11-4-0 | M. Cronin (W 2-0) | 6872 | 3:37 |
| Apr 19, 2017 | MEMPHIS@ | W, 2-0 | 2-6-0 | 0-1-1 | 9 | 31-8-0 | 11-4-0 | K. Murphy (W 4-0) | 8974 | 2:24 |
| Apr 21, 2017 | at Auburn* | L, 15-2 | 2-9-2 | 15-15-0 | 9 | 31-9-0 | 11-5-0 | B. Knight (L 6-2) | 3472 | 2:57 |
| Apr 22, 2017 | at Auburn* | W, 7-3 | 7-9-1 | 3-7-2 | 9 | 32-9-0 | 12-5-0 | C. Chadwick (W 4-1) | 3464 | 3:33 |
| Apr 23, 2017 | at Auburn* | L, 11-6 | 6-12-0 | 11-16-0 | 9 | 32-10-0 | 12-6-0 | C. Chadwick (L 4-2) | 2663 | 3:26 |
| Apr 25, 2017 | vsKansas State# | W, 6-5 | 6-8-1 | 5-9-1 | (10) | 33-10-0 | 12-6-0 | J. Kostyshock (W 1-0) | 2988 | 4:25 |
| Apr 27, 2017 | OLE MISS* | L, 9-1 | 1-2-0 | 9-11-0 | 9 | 33-11-0 | 12-7-0 | B. Knight (L 6-3) | 7419 | 2:55 |
| Apr 28, 2017 | OLE MISS* | L, 4-1 | 1-5-0 | 4-9-0 | 9 | 33-12-0 | 12-8-0 | T. Stephan (L 4-3) | - | 2:58 |
| Apr 28, 2017 | OLE MISS* | W, 7-4 | 7-8-0 | 4-9-3 | 9 | 34-12-0 | 13-8-0 | J. Reindl (W 2-0) | 8492 | 3:07 |
| May 04, 2017 | at Tennessee* | L, 5-4 | 4-9-1 | 5-9-1 | 9 | 34-13-0 | 13-9-0 | J. Reindl (L 2-1) | - | 2:37 |
| May 06, 2017 | at Tennessee* | W, 2-0 | 2-8-1 | 0-1-0 | 7 | 35-13-0 | 14-9-0 | T. Stephan (W 5-3) | 1598 | 2:09 |
| May 12, 2017 | VANDERBILT* | W, 4-3 | 4-10-0 | 3-7-0 | 9 | 36-13-0 | 15-9-0 | K. Kopps (W 3-0) | 8151 | 3:14 |
| May 13, 2017 | VANDERBILT* | L, 6-2 | 2-4-0 | 6-12-0 | 9 | 36-14-0 | 15-10-0 | B. Knight (L 6-4) | 9225 | 3:55 |
| May 14, 2017 | VANDERBILT* | W, 7-1 | 7-10-0 | 1-6-1 | 9 | 37-14-0 | 16-10-0 | D. Taccolini (W 4-0) | 7971 | 2:52 |
| May 18, 2017 | at Texas A&M* | W, 6-4 | 6-15-2 | 4-6-2 | (10) | 38-14-0 | 17-10-0 | J. Reindl (W 3-1) | 5396 | 3:40 |
| May 19, 2017 | at Texas A&M* | L, 5-2 | 2-8-2 | 5-10-0 | 9 | 38-15-0 | 17-11-0 | D. Taccolini (L 4-1) | 5110 | 2:50 |
| May 20, 2017 | at Texas A&M* | W, 8-0 | 8-13-0 | 0-5-0 | 9 | 39-15-0 | 18-11-0 | B. Knight (W 7-4) | 5456 | 3:05 |
| May 25, 2017 | vsMississippi State! | L, 4-3 | 3-5-2 | 4-12-0 | 9 | 39-16-0 | 18-11-0 | C. Chadwick (L 4-3) | - | 3:53 |
| May 25, 2017 | vsAuburn! | W, 12-0 | 12-14-0 | 0-0-0 | 7 | 40-16-0 | 18-11-0 | M. Cronin (W 3-0) | - | 3:06 |
| May 26, 2017 | vsMississippi State! | W, 9-2 | 9-10-2 | 2-5-0 | 9 | 41-16-0 | 18-11-0 | B. Knight (W 8-4) | 8552 | 3:31 |
| May 27, 2017 | vsFlorida! | W, 16-0 | 16-15-0 | 0-2-1 | 7 | 42-16-0 | 18-11-0 | K. Murphy (W 5-0) | 10793 | 2:44 |
| May 28, 2017 | vsLSU! | L, 4-2 | 2-7-2 | 4-6-1 | 9 | 42-17-0 | 18-11-0 | K. Kopps (L 3-1) | 13128 | 3:25 |
| Jun 02, 2017 | ORAL ROBERTS+ | W, 3-0 | 3-10-0 | 0-6-1 | 9 | 43-17-0 | 18-11-0 | T. Stephan (W 6-3) | 11088 | 3:12 |
| Jun 03, 2017 | MISSOURI STATE+ | L, 5-4 | 4-7-0 | 5-5-0 | 9 | 43-18-0 | 18-11-0 | M. Cronin (L 3-1) | 10369 | 3:27 |
| Jun 04, 2017 | ORAL ROBERTS+ | W, 4-3 | 4-10-1 | 3-6-0 | 9 | 44-18-0 | 18-11-0 | J. Alberius (W 3-4) | 9017 | 3:18 |
| Jun 04, 2017 | MISSOURI STATE+ | W, 11-10 | 11-13-3 | 10-14-1 | 9 | 45-18-0 | 18-11-0 | J. Reindl (W 4-1) | 9038 | 6:00 |
| Jun 05, 2017 | MISSOURI STATE+ | L, 3-2 | 2-5-1 | 3-4-0 | 9 | 45-19-0 | 18-11-0 | K. Murphy (L 5-1) | 10527 | 3:19 |

^ - Frisco College Classic (Frisco, Texas) • * - SEC Game • @ - Played in North Little Rock (Dickey-Stephens Park) •
- Played in Kansas City, Mo. (Kauffman Stadium) • ! - SEC Tournament (Hoover, Ala.) • + - NCAA Fayetteville Regional (Baum Stadium)

2017 GAME HIGHS

Team Batting

| | | |
|------------------|----|--|
| At bats: | 44 | at Missouri State (Apr 11, 2017) |
| Runs scored: | 16 | vs Bryant (Feb 26, 2017) |
| | 16 | vs Memphis (Apr 18, 2017) |
| | 16 | vs Florida (May 27, 2017 at Hoover, Ala.) |
| Hits: | 18 | at Missouri State (Apr 11, 2017) |
| RBIs: | 15 | vs Nebraska (Mar 04, 2017 at Frisco, Texas) |
| | 15 | vs Memphis (Apr 18, 2017) |
| Doubles: | 5 | vs Georgia (Apr 14, 2017) |
| Triples: | 2 | at Missouri State (Apr 11, 2017) |
| | 2 | vs Memphis (Apr 18, 2017) |
| | 2 | vs Auburn (May 25, 2017 at Hoover, Ala.) |
| Home runs: | 5 | at Louisiana Tech (Mar 01, 2017) |
| | 5 | vs Georgia (Apr 13, 2017) |
| Total bases: | 34 | at Louisiana Tech (Mar 01, 2017) |
| Walks: | 10 | vs LSU (Apr 08, 2017) |
| Strikeouts: | 13 | vs Mississippi State (Mar 17, 2017) |
| | 13 | at Texas A&M (May 19, 2017) |
| Sac hits: | 2 | (6 games) |
| Sac flies: | 2 | (4 games) |
| Stolen bases: | 3 | vs Alcorn State (Mar 14, 2017) |
| | 3 | at Missouri (Mar 24, 2017) |
| | 3 | vs Kansas State (Apr 25, 2017 at Kansas City, Mo.) |
| Hit by pitch: | 5 | vs Florida (May 27, 2017 at Hoover, Ala.) |
| Caught stealing: | 1 | (17 games) |
| Runners LOB: | 14 | at Alabama (Mar 31, 2017) |
| Hit into DP: | 3 | vs Bryant (Feb 25, 2017) |
| | 3 | vs LSU (Apr 09, 2017) |

Team Fielding

| | | |
|---------------|----|---|
| Putouts: | 30 | vs Georgia (Apr 14, 2017) |
| | 30 | vs Kansas State (Apr 25, 2017 at Kansas City, Mo.) |
| | 30 | at Texas A&M (May 18, 2017) |
| Assists: | 20 | vs Alcorn State (Mar 14, 2017) |
| Errors: | 3 | vs Rhode Island (Mar 10, 2017) |
| | 3 | vs Georgia (Apr 14, 2017) |
| | 3 | vs Missouri State (Jun 04, 2017) |
| Passed balls: | 1 | (6 games) |
| DPs turned: | 3 | vs Georgia (Apr 15, 2017) |
| | 3 | vs Mississippi State (May 25, 2017 at Hoover, Ala.) |

Team Pitching

| | | |
|------------------|------|--|
| Innings pitched: | 10.0 | vs Georgia (Apr 14, 2017) |
| | 10.0 | vs Kansas State (Apr 25, 2017 at Kansas City, Mo.) |
| | 10.0 | at Texas A&M (May 18, 2017) |
| Runs allowed: | 15 | at Auburn (Apr 21, 2017) |
| Earned runs: | 15 | at Auburn (Apr 21, 2017) |
| Walks allowed: | 9 | vs Nebraska (Mar 04, 2017 at Frisco, Texas) |
| | 9 | at Missouri (Mar 26, 2017) |
| Strikeouts: | 18 | vs Grand Canyon (Apr 05, 2017) |
| Hits allowed: | 16 | at Auburn (Apr 23, 2017) |
| Doubles allowed: | 8 | at Auburn (Apr 23, 2017) |
| Triples allowed: | 1 | (4 games) |
| Homers allowed: | 4 | vs Ole Miss (Apr 27, 2017) |
| Wild pitches: | 3 | vs Bryant (Feb 25, 2017) |
| | 3 | vs LSU (Apr 08, 2017) |
| Hit batters: | 4 | at Louisiana Tech (Mar 01, 2017) |
| | 4 | vs LSU (Apr 08, 2017) |



Shortstop Jax Biggers set an SEC Tournament single-game record when he knocked two triples in a 12-0 run-rule victory over Auburn on May 25.

Individual Batting

| | | |
|------------------|----|---|
| At bats: | 6 | (10 games) |
| Runs scored: | 4 | Luke Bonfield vs Nebraska (Mar 04, 2017 at Frisco, Texas) |
| Hits: | 4 | (5 games) |
| RBIs: | 7 | Chad Spanberger vs Auburn (May 25, 2017 at Hoover, Ala.) |
| Doubles: | 3 | Carson Shaddy vs Nebraska (Mar 04, 2017 at Frisco, Texas) |
| Triples: | 2 | Jax Biggers vs Auburn (May 25, 2017 at Hoover, Ala.) |
| Home runs: | 3 | Chad Spanberger vs Auburn (May 25, 2017 at Hoover, Ala.) |
| Total bases: | 12 | Chad Spanberger vs Auburn (May 25, 2017 at Hoover, Ala.) |
| Walks: | 3 | (4 games) |
| Strikeouts: | 4 | Jaxon Williams at Missouri State (Apr 11, 2017) |
| | 4 | Jordan McFarland vs Georgia (Apr 13, 2017) |
| | 4 | Chad Spanberger at Auburn (Apr 21, 2017) |
| Sac hits: | 2 | Eric Cole vs Mississippi State (Mar 19, 2017) |
| | 2 | Jax Biggers at Missouri State (Apr 11, 2017) |
| Sac flies: | 2 | Luke Bonfield vs Grand Canyon (Apr 04, 2017) |
| Stolen bases: | 1 | (27 games) |
| Hit by pitch: | 2 | Carson Shaddy vs Bryant (Feb 25, 2017) |
| | 2 | Jake Arledge vs Georgia (Apr 13, 2017) |
| Caught stealing: | 1 | (17 games) |
| Runners LOB: | 7 | Dominic Fletcher vs Miami (Feb 19, 2017) |

Fielding

| | | |
|---------------|----|--|
| Putouts: | 18 | Alex Gosser vs Grand Canyon (Apr 05, 2017) |
| Assists: | 6 | (5 games) |
| Errors: | 2 | (5 games) |
| Passed balls: | 1 | (6 games) |

Pitching

| | | |
|------------------|-----|--|
| Innings pitched: | 8.1 | Trevor Stephan vs Rhode Island (Mar 10, 2017) |
| Runs allowed: | 8 | Blaine Knight at Auburn (Apr 21, 2017) |
| Earned runs: | 8 | Blaine Knight at Auburn (Apr 21, 2017) |
| Walks allowed: | 4 | (5 games) |
| Strikeouts: | 13 | Trevor Stephan vs Rhode Island (Mar 10, 2017) |
| Hits allowed: | 8 | Blaine Knight at Auburn (Apr 21, 2017) |
| | 8 | Trevor Stephan vs Mississippi State (May 25, 2017 at Hoover, Ala.) |
| Doubles allowed: | 3 | Blaine Knight at Auburn (Apr 21, 2017) |
| | 3 | Angus Denton at Auburn (Apr 21, 2017) |
| | 3 | Jake Reindl vs Ole Miss (Apr 28, 2017) |
| Triples allowed: | 1 | (4 games) |
| Homers allowed: | 2 | (8 games) |
| Wild pitches: | 2 | Cannon Chadwick at Missouri (Mar 26, 2017) |
| | 2 | Dominic Taccolini vs LSU (Apr 07, 2017) |
| | 2 | Barrett Loseke vs Georgia (Apr 13, 2017) |
| Hit batters: | 3 | Cannon Chadwick at Auburn (Apr 22, 2017) |



Trevor Stephan had a perfect game into the seventh inning against Rhode Island on March 10, retiring the first 19 batters he faced. He went on to strike out a team-best 13 batters, the most by a Razorback pitcher in a single game since 2007.

2017 OVERALL STATISTICS

2017 RECORD: 45-19 • HOME: 29-8 • AWAY: 11-7 • NEUTRAL: 5-4 • SEC: 18-11 • NCAA TOURNAMENT: 3-2

Individual Hitting

| # | Player | AVG | GP | GS | AB | R | H | 2B | 3B | HR | RBI | TB | SLG% | BB | HBP | SO | GDP | OB% | SF | SH | SB | ATT | PO | A | E | FLD% | |
|-----------|------------------|------|----|----|------|-----|-----|----|----|----|-----|-----|------|-----|-----|-----|-----|-------|----|----|----|-----|------|-----|----|-------|--|
| 9 | Jax Biggers | .338 | 63 | 62 | 213 | 48 | 72 | 14 | 4 | 4 | 37 | 106 | .498 | 30 | 3 | 30 | 2 | .423 | 2 | 4 | 3 | 4 | 83 | 157 | 9 | .964 | |
| 24 | Chad Spanberger | .305 | 60 | 58 | 239 | 54 | 73 | 13 | 1 | 20 | 67 | 148 | .619 | 26 | 8 | 65 | 4 | .389 | 2 | 1 | 2 | 2 | 366 | 32 | 9 | .978 | |
| 15 | Jake Arledge | .300 | 60 | 59 | 210 | 47 | 63 | 6 | 2 | 3 | 30 | 82 | .390 | 33 | 11 | 50 | 1 | .420 | 1 | 8 | 7 | 10 | 118 | 6 | 2 | .984 | |
| 17 | Luke Bonfield | .294 | 64 | 64 | 248 | 41 | 73 | 9 | 1 | 9 | 49 | 111 | .448 | 30 | 2 | 44 | 6 | .366 | 7 | 1 | 1 | 3 | 54 | 0 | 1 | .982 | |
| 28 | Dominic Fletcher | .291 | 59 | 56 | 220 | 44 | 64 | 7 | 1 | 12 | 37 | 109 | .495 | 17 | 7 | 36 | 4 | .356 | 3 | 3 | 1 | 2 | 128 | 3 | 3 | .978 | |
| 8 | Eric Cole | .282 | 55 | 51 | 206 | 31 | 58 | 12 | 0 | 5 | 25 | 85 | .413 | 19 | 3 | 25 | 3 | .349 | 1 | 3 | 3 | 5 | 56 | 0 | 0 | 1.000 | |
| 20 | Carson Shaddy | .279 | 62 | 62 | 222 | 48 | 62 | 10 | 2 | 8 | 40 | 100 | .450 | 26 | 13 | 61 | 0 | .383 | 3 | 0 | 6 | 11 | 104 | 134 | 16 | .937 | |
| 33 | Grant Koch | .264 | 63 | 63 | 235 | 40 | 62 | 14 | 1 | 13 | 42 | 117 | .498 | 33 | 2 | 47 | 5 | .358 | 1 | 0 | 1 | 2 | 511 | 50 | 1 | .998 | |
| ----- | | | | | | | | | | | | | | | | | | | | | | | | | | | |
| 27 | Evan Lee | .333 | 17 | 8 | 42 | 12 | 14 | 3 | 0 | 0 | 8 | 17 | .405 | 7 | 2 | 7 | 0 | .451 | 0 | 0 | 1 | 1 | 3 | 1 | 0 | 1.000 | |
| 6 | Hunter Wilson | .310 | 14 | 10 | 29 | 3 | 9 | 0 | 0 | 0 | 6 | 9 | .310 | 3 | 1 | 2 | 0 | .394 | 0 | 1 | 0 | 1 | 4 | 16 | 0 | 1.000 | |
| 13 | Jordan McFarland | .271 | 29 | 19 | 70 | 14 | 19 | 0 | 0 | 2 | 10 | 25 | .357 | 9 | 2 | 21 | 0 | .366 | 1 | 0 | 1 | 1 | 112 | 5 | 1 | .992 | |
| 44 | Alex Gosser | .259 | 17 | 6 | 27 | 6 | 7 | 1 | 0 | 1 | 4 | 11 | .407 | 2 | 1 | 2 | 1 | .313 | 2 | 0 | 0 | 0 | 85 | 2 | 0 | 1.000 | |
| 3 | Jared Gates | .246 | 37 | 35 | 122 | 19 | 30 | 3 | 0 | 6 | 14 | 51 | .418 | 11 | 4 | 32 | 2 | .328 | 0 | 1 | 0 | 0 | 16 | 38 | 3 | .947 | |
| 42 | Jaxon Williams | .245 | 24 | 10 | 49 | 7 | 12 | 2 | 1 | 0 | 14 | 16 | .327 | 7 | 0 | 20 | 1 | .333 | 1 | 0 | 0 | 0 | 21 | 29 | 3 | .943 | |
| 4 | Matt Burch | .156 | 18 | 7 | 32 | 2 | 5 | 2 | 0 | 0 | 0 | 7 | .219 | 2 | 0 | 8 | 0 | .206 | 0 | 0 | 0 | 0 | 2 | 6 | 0 | 1.000 | |
| 7 | Jack Kenley | .133 | 34 | 6 | 30 | 5 | 4 | 1 | 0 | 0 | 2 | 5 | .167 | 2 | 4 | 13 | 1 | .278 | 0 | 3 | 1 | 2 | 5 | 23 | 0 | 1.000 | |
| 10 | Josh Alberius | .000 | 2 | 0 | 0 | 0 | 0 | 0 | 0 | 0 | 0 | 0 | .000 | 0 | 0 | 0 | 0 | .000 | 0 | 0 | 0 | 0 | 1 | 9 | 0 | 1.000 | |
| 36 | Cannon Chadwick | .000 | 2 | 0 | 0 | 1 | 0 | 0 | 0 | 0 | 0 | 0 | .000 | 1 | 0 | 0 | 0 | 1.000 | 0 | 0 | 0 | 0 | 2 | 5 | 1 | .875 | |
| Totals | | .286 | 64 | 64 | 2194 | 422 | 627 | 97 | 13 | 83 | 385 | 999 | .455 | 258 | 63 | 463 | 30 | .373 | 24 | 25 | 27 | 44 | 1692 | 569 | 55 | .976 | |
| Opponents | | .232 | 64 | 64 | 2095 | 254 | 486 | 86 | 4 | 53 | 231 | 739 | .353 | 207 | 56 | 619 | 39 | .316 | 15 | 23 | 29 | 46 | 1630 | 561 | 72 | .968 | |

LOB - Team (519), Opp (451). DPs turned - Team (44), Opp (35). CI - Team (1), G. Koch 1, Opp (7). IBB - Team (13), C. Spanberger 6, L. Bonfield 2, D. Fletcher 2, G. Koch 1, C. Shaddy 1, J. Arledge 1, Opp (2). Picked off - L. Bonfield 1, E. Cole 1, J. Arledge 1, C. Shaddy 1.

Individual Pitching

| # | Player | ERA | W | L | APP | GS | CG | SHO | CBO | SV | IP | H | R | ER | BB | SO | 2B | 3B | HR | AB | B/Avg | WP | HBP | BK | SFA | SHA | |
|-----------|-------------------|-------|----|----|-----|----|----|-----|-----|----|-------|-----|-----|-----|-----|-----|----|----|----|------|-------|----|-----|----|-----|-----|--|
| 48 | Trevor Stephan | 2.87 | 6 | 3 | 16 | 16 | 1 | 1 | 1 | 0 | 91.0 | 73 | 35 | 29 | 20 | 120 | 11 | 1 | 7 | 340 | .215 | 4 | 11 | 1 | 3 | 5 | |
| 16 | Blaine Knight | 3.28 | 8 | 4 | 17 | 16 | 0 | 0 | 2 | 0 | 90.2 | 75 | 35 | 33 | 20 | 96 | 14 | 0 | 11 | 338 | .222 | 4 | 4 | 3 | 1 | 4 | |
| ----- | | | | | | | | | | | | | | | | | | | | | | | | | | | |
| 32 | Matt Cronin | 2.00 | 3 | 1 | 15 | 0 | 0 | 0 | 2 | 1 | 18.0 | 8 | 4 | 4 | 12 | 31 | 1 | 0 | 1 | 59 | .136 | 0 | 3 | 0 | 0 | 2 | |
| 34 | Jake Reindl | 2.31 | 4 | 1 | 24 | 0 | 0 | 0 | 1 | 3 | 50.2 | 39 | 16 | 13 | 16 | 49 | 10 | 1 | 2 | 184 | .212 | 4 | 4 | 0 | 1 | 2 | |
| 45 | Kevin Kopps | 3.31 | 3 | 1 | 22 | 5 | 0 | 0 | 2 | 2 | 49.0 | 46 | 20 | 18 | 18 | 40 | 7 | 0 | 3 | 181 | .254 | 5 | 3 | 0 | 0 | 1 | |
| 27 | Evan Lee | 3.60 | 0 | 0 | 15 | 1 | 0 | 0 | 0 | 2 | 15.0 | 11 | 7 | 6 | 6 | 17 | 3 | 0 | 4 | 58 | .190 | 2 | 1 | 0 | 0 | 1 | |
| 30 | Brenden Heiss | 3.60 | 0 | 0 | 4 | 0 | 0 | 0 | 0 | 0 | 5.0 | 3 | 2 | 2 | 3 | 3 | 0 | 0 | 1 | 16 | .188 | 0 | 1 | 0 | 0 | 0 | |
| 21 | Kacey Murphy | 3.65 | 5 | 1 | 19 | 10 | 1 | 1 | 1 | 0 | 49.1 | 43 | 20 | 20 | 21 | 68 | 8 | 0 | 7 | 180 | .239 | 1 | 4 | 0 | 2 | 0 | |
| 36 | Cannon Chadwick | 3.66 | 4 | 3 | 24 | 0 | 0 | 0 | 1 | 2 | 32.0 | 25 | 18 | 13 | 12 | 38 | 5 | 1 | 1 | 118 | .212 | 8 | 9 | 1 | 2 | 2 | |
| 5 | Cody Scroggins | 3.86 | 0 | 0 | 3 | 0 | 0 | 0 | 0 | 0 | 2.1 | 3 | 1 | 1 | 1 | 1 | 0 | 1 | 0 | 11 | .273 | 1 | 1 | 0 | 0 | 0 | |
| 46 | Barrett Loseke | 4.21 | 3 | 0 | 15 | 2 | 0 | 0 | 0 | 0 | 25.2 | 23 | 15 | 12 | 17 | 28 | 3 | 0 | 2 | 96 | .240 | 3 | 4 | 0 | 0 | 3 | |
| 25 | Dominic Taccolini | 4.24 | 4 | 1 | 20 | 5 | 0 | 0 | 1 | 2 | 51.0 | 41 | 25 | 24 | 27 | 49 | 5 | 0 | 3 | 182 | .225 | 8 | 5 | 0 | 3 | 1 | |
| 10 | Josh Alberius | 4.55 | 3 | 4 | 23 | 9 | 0 | 0 | 2 | 2 | 55.1 | 64 | 32 | 28 | 16 | 48 | 10 | 0 | 7 | 215 | .298 | 0 | 3 | 0 | 3 | 1 | |
| 29 | Angus Denton | 5.23 | 0 | 0 | 8 | 0 | 0 | 0 | 0 | 0 | 10.1 | 10 | 6 | 6 | 3 | 10 | 3 | 0 | 3 | 41 | .244 | 0 | 1 | 0 | 0 | 0 | |
| 35 | Jacob Kostyshock | 6.75 | 1 | 0 | 6 | 0 | 0 | 0 | 0 | 0 | 5.1 | 6 | 4 | 4 | 6 | 6 | 0 | 0 | 0 | 21 | .286 | 1 | 2 | 0 | 0 | 1 | |
| 37 | Weston Rogers | 7.11 | 1 | 0 | 12 | 0 | 0 | 0 | 0 | 0 | 12.2 | 13 | 11 | 10 | 8 | 14 | 5 | 0 | 1 | 50 | .260 | 2 | 0 | 0 | 0 | 0 | |
| 55 | Isaiah Campbell | 40.50 | 0 | 0 | 1 | 0 | 0 | 0 | 0 | 0 | 0.2 | 3 | 3 | 3 | 1 | 1 | 0 | 0 | 5 | .600 | 1 | 0 | 0 | 0 | 0 | 0 | |
| Totals | | 3.61 | 45 | 19 | 64 | 64 | 2 | 7 | 5 | 14 | 564.0 | 486 | 254 | 226 | 207 | 619 | 86 | 4 | 53 | 2095 | .232 | 44 | 56 | 5 | 15 | 23 | |
| Opponents | | 6.24 | 19 | 45 | 64 | 64 | 2 | 3 | 2 | 13 | 543.1 | 627 | 422 | 377 | 258 | 463 | 97 | 13 | 83 | 2194 | .286 | 74 | 63 | 8 | 24 | 25 | |

PB - Team (6), G. Koch 5, A. Gosser 1, Opp (18). Pickoffs - Team (10), J. Alberius 3, B. Knight 2, K. Murphy 2, C. Chadwick 1, K. Kopps 1, G. Koch 1, Opp (4). SBA/ATT - G. Koch (24-40), T. Stephan (10-11), B. Knight (4-6), J. Alberius (2-5), D. Taccolini (2-5), K. Murphy (2-4), W. Rogers (4-4), A. Gosser (4-4), K. Kopps (1-3), J. Reindl (1-3), C. Chadwick (0-2), B. Loseke (2-2), C. Shaddy (1-1), E. Lee (1-1).

Position Player Fielding

| # | Player | C | PO | A | E | FLD% | DPs | SBA | CSB | SBA% | PB | CI |
|----|-------------------|-----|-----|----|---|-------|-----|-----|-----|-------|----|----|
| 44 | Alex Gosser | 87 | 85 | 2 | 0 | 1.000 | 0 | 4 | 0 | 1.000 | 1 | 0 |
| 8 | Eric Cole | 56 | 56 | 0 | 0 | 1.000 | 0 | 0 | 0 | - | 0 | 0 |
| 7 | Jack Kenley | 28 | 5 | 23 | 0 | 1.000 | 2 | 0 | 0 | - | 0 | 0 |
| 6 | Hunter Wilson | 20 | 4 | 16 | 0 | 1.000 | 2 | 0 | 0 | - | 0 | 0 |
| 48 | Trevor Stephan | 13 | 3 | 10 | 0 | 1.000 | 0 | 10 | 1 | .909 | 0 | 0 |
| 10 | Josh Alberius | 10 | 1 | 9 | 0 | 1.000 | 0 | 2 | 3 | .400 | 0 | 0 |
| 21 | Kacey Murphy | 9 | 1 | 8 | 0 | 1.000 | 0 | 2 | 2 | .500 | 0 | 0 |
| 4 | Matt Burch | 8 | 2 | 6 | 0 | 1.000 | 0 | 0 | 0 | - | 0 | 0 |
| 25 | Dominic Taccolini | 8 | 2 | 6 | 0 | 1.000 | 0 | 2 | 3 | .400 | 0 | 0 |
| 27 | Evan Lee | 4 | 3 | 1 | 0 | 1.000 | 0 | 1 | 0 | 1.000 | 0 | 0 |
| 29 | Angus Denton | 2 | 0 | 2 | 0 | 1.000 | 0 | 0 | 0 | - | 0 | 0 |
| 32 | Matt Cronin | 2 | 0 | 2 | 0 | 1.000 | 0 | 0 | 0 | - | 0 | 0 |
| 37 | Weston Rogers | 2 | 0 | 2 | 0 | 1.000 | 0 | 4 | 0 | 1.000 | 0 | 0 |
| 35 | Jacob Kostyshock | 2 | 1 | 1 | 0 | 1.000 | 0 | 0 | 0 | - | 0 | 0 |
| 30 | Brenden Heiss | 1 | 0 | 1 | 0 | 1.000 | 0 | 0 | 0 | - | 0 | 0 |
| 33 | Grant Koch | 562 | 511 | 50 | 1 | .998 | 2 | 24 | 16 | .600 | 5 | 1 |
| 13 | Jordan McFarland | 118 | 112 | 5 | 1 | .992 | 11 | 0 | 0 | - | 0 | 0 |
| 15 | Jake Arledge | 126 | 118 | 6 | 2 | .984 | 0 | 0 | 0 | - | 0 | 0 |

Position Player Fielding

| # | Player | C | PO | A | E | FLD% | DPs | SBA | CSB | SBA% | PB | CI |
|-----------|------------------|------|------|-----|----|------|-----|-----|-----|-------|----|----|
| 17 | Luke Bonfield | 55 | 54 | 0 | 1 | .982 | 0 | 0 | 0 | - | 0 | 0 |
| 24 | Chad Spanberger | 407 | 366 | 32 | 9 | .978 | 32 | 0 | 0 | - | 0 | 0 |
| 28 | Dominic Fletcher | 134 | 128 | 3 | 3 | .978 | 1 | 0 | 0 | - | 0 | 0 |
| 9 | Jax Biggers | 249 | 83 | 157 | 9 | .964 | 33 | 0 | 0 | - | 0 | 0 |
| 3 | Jared Gates | 57 | 16 | 38 | 3 | .947 | 2 | 0 | 0 | - | 0 | 0 |
| 42 | Jaxon Williams | 53 | 21 | 29 | 3 | .943 | 2 | 0 | 0 | - | 0 | 0 |
| 20 | Carson Shaddy | 254 | 104 | 134 | 16 | .937 | 29 | 1 | 0 | 1.000 | 0 | 0 |
| 16 | Blaine Knight | 14 | 4 | 9 | 1 | .929 | 0 | 4 | 2 | .667 | 0 | 0 |
| 45 | Kevin Kopps | 12 | 4 | 7 | 1 | .917 | 1 | 1 | 2 | .333 | 0 | 0 |
| 36 | Cannon Chadwick | 8 | 2 | 5 | 1 | .875 | 0 | 0 | 2 | .000 | 0 | 0 |
| 34 | Jake Reindl | 7 | 3 | 3 | 1 | .857 | 0 | 1 | 2 | .333 | 0 | 0 |
| 46 | Barrett Loseke | 7 | 3 | 2 | 2 | .714 | 0 | 2 | 0 | 1.000 | 0 | 0 |
| 5 | Cody Scroggins | 1 | 0 | 0 | 1 | .000 | 0 | 0 | 0 | - | 0 | 0 |
| 55 | Isaiah Campbell | 0 | 0 | 0 | 0 | .000 | 0 | 0 | 0 | - | 0 | 0 |
| Totals | | 2316 | 1692 | 569 | 55 | .976 | 44 | 29 | 17 | .630 | 6 | 1 |
| Opponents | | 2263 | 1630 | 561 | 72 | .968 | 35 | 27 | 17 | .614 | 18 | 7 |

Hitting minimums - 1 Game 2.5 AB/Game
Pitching minimums - 1 Game 20% of Games 1.0 IP/Game

2017 SEC STATISTICS

2017 SEC RECORD: 18-11 • HOME: 10-5 • AWAY: 8-6

| Individual Hitting | | | | | | | | | | | | | | | | | | | | | | | | | | |
|--------------------|------------------|------|----|----|------|-----|-----|----|----|----|-----|-----|------|----|-----|-----|-----|------|----|----|----|-----|-----|-----|----|-------|
| # | Player | AVG | GP | GS | AB | R | H | 2B | 3B | HR | RBI | TB | SLG% | BB | HBP | SO | GDP | OB% | SF | SH | SB | ATT | PO | A | E | FLD% |
| 9 | Jax Biggers | .340 | 29 | 29 | 97 | 21 | 33 | 7 | 0 | 2 | 13 | 46 | .474 | 11 | 1 | 16 | 0 | .405 | 2 | 1 | 1 | 2 | 41 | 76 | 5 | .959 |
| 8 | Eric Cole | .315 | 25 | 24 | 92 | 12 | 29 | 8 | 0 | 1 | 9 | 40 | .435 | 9 | 1 | 6 | 1 | .382 | 0 | 2 | 1 | 2 | 22 | 0 | 0 | 1.000 |
| 17 | Luke Bonfield | .304 | 29 | 29 | 115 | 14 | 35 | 4 | 0 | 5 | 19 | 54 | .470 | 10 | 2 | 18 | 3 | .367 | 1 | 1 | 1 | 2 | 33 | 0 | 1 | .971 |
| 24 | Chad Spanberger | .304 | 29 | 29 | 125 | 24 | 38 | 5 | 0 | 11 | 36 | 76 | .608 | 8 | 1 | 35 | 1 | .348 | 1 | 1 | 1 | 1 | 191 | 18 | 4 | .981 |
| 20 | Carson Shaddy | .288 | 29 | 29 | 111 | 17 | 32 | 5 | 1 | 4 | 20 | 51 | .459 | 5 | 3 | 29 | 0 | .331 | 2 | 0 | 1 | 3 | 47 | 70 | 8 | .936 |
| 28 | Dominic Fletcher | .284 | 28 | 27 | 102 | 15 | 29 | 0 | 0 | 5 | 12 | 44 | .431 | 4 | 4 | 16 | 2 | .330 | 2 | 3 | 0 | 1 | 73 | 1 | 1 | .987 |
| 33 | Grant Koch | .270 | 29 | 29 | 111 | 16 | 30 | 3 | 0 | 7 | 15 | 54 | .486 | 12 | 1 | 24 | 4 | .347 | 0 | 0 | 0 | 0 | 246 | 22 | 0 | 1.000 |
| 15 | Jake Arledge | .243 | 28 | 28 | 107 | 19 | 26 | 2 | 1 | 0 | 9 | 30 | .280 | 12 | 5 | 28 | 0 | .347 | 0 | 3 | 3 | 4 | 61 | 0 | 0 | 1.000 |
| 3 | Jared Gates | .233 | 22 | 21 | 73 | 10 | 17 | 1 | 0 | 3 | 6 | 27 | .370 | 3 | 2 | 20 | 1 | .282 | 0 | 1 | 0 | 0 | 10 | 27 | 1 | .974 |
| ----- | | | | | | | | | | | | | | | | | | | | | | | | | | |
| 13 | Jordan McFarland | .238 | 11 | 5 | 21 | 3 | 5 | 0 | 0 | 0 | 1 | 5 | .238 | 1 | 0 | 8 | 0 | .273 | 0 | 0 | 0 | 0 | 20 | 0 | 1 | .952 |
| 42 | Jaxon Williams | .231 | 6 | 2 | 13 | 0 | 3 | 0 | 0 | 0 | 1 | 3 | .231 | 2 | 0 | 6 | 0 | .333 | 0 | 0 | 0 | 0 | 2 | 4 | 0 | 1.000 |
| 27 | Evan Lee | .222 | 6 | 2 | 9 | 3 | 2 | 0 | 0 | 0 | 0 | 2 | .222 | 5 | 0 | 1 | 0 | .500 | 0 | 0 | 0 | 0 | 0 | 0 | 0 | .000 |
| 44 | Alex Gosser | .200 | 4 | 1 | 5 | 1 | 1 | 0 | 0 | 1 | 1 | 4 | .800 | 1 | 0 | 1 | 0 | .333 | 0 | 0 | 0 | 0 | 7 | 0 | 0 | 1.000 |
| 4 | Matt Burch | .000 | 7 | 4 | 13 | 0 | 0 | 0 | 0 | 0 | 0 | 0 | .000 | 0 | 0 | 4 | 0 | .000 | 0 | 0 | 0 | 0 | 0 | 0 | 0 | .000 |
| 7 | Jack Kenley | .000 | 18 | 2 | 12 | 1 | 0 | 0 | 0 | 0 | 0 | 0 | .000 | 0 | 1 | 7 | 0 | .077 | 0 | 2 | 0 | 0 | 1 | 11 | 0 | 1.000 |
| 36 | Cannon Chadwick | .000 | 1 | 0 | 0 | 0 | 0 | 0 | 0 | 0 | 0 | 0 | .000 | 0 | 0 | 0 | 0 | .000 | 0 | 0 | 0 | 0 | 2 | 2 | 0 | 1.000 |
| Totals | | .278 | 29 | 29 | 1006 | 156 | 280 | 35 | 2 | 39 | 142 | 436 | .433 | 83 | 21 | 219 | 12 | .343 | 8 | 14 | 8 | 15 | 765 | 258 | 22 | .979 |
| Opponents | | .252 | 29 | 29 | 964 | 132 | 243 | 48 | 1 | 30 | 118 | 383 | .397 | 91 | 27 | 256 | 23 | .331 | 8 | 9 | 18 | 26 | 755 | 277 | 27 | .975 |

LOB - Team (224), Opp (202). DPs turned - Team (26), Opp (15). CI - Team (0), Opp (3). IBB - Team (5), J. Arledge 1, D. Fletcher 1, C. Spanberger 1, C. Shaddy 1, L. Bonfield 1. Picked off - L. Bonfield 1, J. Arledge 1.

| Individual Pitching | | | | | | | | | | | | | | | | | | | | | | | | | | |
|---------------------|-------------------|-------|----|----|-----|----|----|-----|-----|----|-------|-----|-----|-----|----|-----|----|----|----|------|-------|----|-----|----|-----|-----|
| # | Player | ERA | W | L | APP | GS | CG | SHO | CBO | SV | IP | H | R | ER | BB | SO | 2B | 3B | HR | AB | B/Avg | WP | HBP | BK | SFA | SHA |
| 34 | Jake Reindl | 0.93 | 3 | 1 | 10 | 0 | 0 | 0 | 0 | 2 | 29.0 | 19 | 5 | 3 | 9 | 34 | 7 | 0 | 0 | 101 | .188 | 2 | 1 | 0 | 1 | 2 |
| 16 | Blaine Knight | 3.38 | 6 | 3 | 10 | 10 | 0 | 0 | 1 | 0 | 58.2 | 48 | 22 | 22 | 15 | 56 | 9 | 0 | 7 | 219 | .219 | 4 | 2 | 3 | 1 | 1 |
| 48 | Trevor Stephan | 4.36 | 2 | 3 | 10 | 10 | 1 | 1 | 0 | 0 | 53.2 | 51 | 29 | 26 | 8 | 71 | 8 | 1 | 6 | 207 | .246 | 2 | 9 | 0 | 1 | 3 |
| ----- | | | | | | | | | | | | | | | | | | | | | | | | | | |
| 32 | Matt Cronin | 0.00 | 0 | 0 | 2 | 0 | 0 | 0 | 0 | 0 | 1.1 | 1 | 0 | 0 | 1 | 1 | 0 | 0 | 0 | 3 | .333 | 0 | 1 | 0 | 0 | 1 |
| 35 | Jacob Kostyshock | 0.00 | 0 | 0 | 1 | 0 | 0 | 0 | 0 | 0 | 0.0 | 0 | 0 | 0 | 2 | 0 | 0 | 0 | 0 | 0 | .000 | 0 | 0 | 0 | 0 | 0 |
| 45 | Kevin Kopps | 3.24 | 2 | 0 | 10 | 0 | 0 | 0 | 1 | 1 | 25.0 | 25 | 9 | 9 | 10 | 22 | 4 | 0 | 1 | 92 | .272 | 3 | 2 | 0 | 0 | 0 |
| 36 | Cannon Chadwick | 4.42 | 2 | 2 | 12 | 0 | 0 | 0 | 0 | 2 | 18.1 | 11 | 12 | 9 | 9 | 21 | 2 | 0 | 0 | 65 | .169 | 5 | 7 | 1 | 1 | 0 |
| 25 | Dominic Taccolini | 4.44 | 1 | 1 | 8 | 2 | 0 | 0 | 0 | 2 | 24.1 | 20 | 13 | 12 | 13 | 16 | 3 | 0 | 3 | 87 | .230 | 3 | 2 | 0 | 2 | 0 |
| 27 | Evan Lee | 4.91 | 0 | 0 | 5 | 0 | 0 | 0 | 0 | 1 | 3.2 | 3 | 2 | 2 | 1 | 3 | 2 | 0 | 1 | 14 | .214 | 0 | 0 | 0 | 0 | 0 |
| 46 | Barrett Loseke | 5.40 | 0 | 0 | 5 | 0 | 0 | 0 | 0 | 0 | 3.1 | 7 | 2 | 2 | 3 | 3 | 1 | 0 | 0 | 17 | .412 | 2 | 0 | 0 | 0 | 1 |
| 10 | Josh Alberius | 6.38 | 2 | 1 | 9 | 6 | 0 | 0 | 0 | 0 | 24.0 | 37 | 18 | 17 | 8 | 16 | 6 | 0 | 5 | 102 | .363 | 0 | 1 | 0 | 1 | 1 |
| 29 | Angus Denton | 7.94 | 0 | 0 | 1 | 0 | 0 | 0 | 0 | 0 | 5.2 | 7 | 5 | 5 | 2 | 5 | 3 | 0 | 2 | 24 | .292 | 0 | 0 | 0 | 0 | 0 |
| 21 | Kacey Murphy | 13.50 | 0 | 0 | 6 | 1 | 0 | 0 | 0 | 0 | 6.2 | 12 | 10 | 10 | 6 | 6 | 2 | 0 | 4 | 28 | .429 | 0 | 2 | 0 | 1 | 0 |
| 37 | Weston Rogers | 33.75 | 0 | 0 | 2 | 0 | 0 | 0 | 0 | 0 | 1.1 | 2 | 5 | 5 | 4 | 2 | 1 | 0 | 1 | 5 | .400 | 1 | 0 | 0 | 0 | 0 |
| Totals | | 4.31 | 18 | 11 | 29 | 29 | 1 | 2 | 1 | 8 | 255.0 | 243 | 132 | 122 | 91 | 256 | 48 | 1 | 30 | 964 | .252 | 22 | 27 | 4 | 8 | 9 |
| Opponents | | 4.97 | 11 | 18 | 29 | 29 | 2 | 1 | 0 | 5 | 251.2 | 280 | 156 | 139 | 83 | 219 | 35 | 2 | 39 | 1006 | .278 | 32 | 21 | 2 | 8 | 14 |

PB - Team (4), G. Koch 3, A. Gosser 1, Opp (9). Pickoffs - Team (5), J. Alberius 2, K. Murphy 1, B. Knight 1, G. Koch 1, Opp (2). SBA/ATT - G. Koch (18-26), T. Stephan (9-10), B. Knight (3-5), D. Taccolini (1-3), J. Alberius (2-3), J. Reindl (1-2), K. Kopps (1-1), C. Chadwick (0-1), E. Lee (1-1).

| Position Player Fielding | | | | | | | | | | | | | Position Player Fielding | | | | | | | | | | | | |
|--------------------------|-------------------|-----|-----|----|---|-------|-----|-----|-----|-------|----|----|--|------------------|------|-----|-----|----|------|-----|-----|-----|-------|----|----|
| # | Player | C | PO | A | E | FLD% | DPs | SBA | CSB | SBA% | PB | CI | # | Player | C | PO | A | E | FLD% | DPs | SBA | CSB | SBA% | PB | CI |
| 33 | Grant Koch | 268 | 246 | 22 | 0 | 1.000 | 0 | 18 | 8 | .692 | 3 | 0 | 9 | Jax Biggers | 122 | 41 | 76 | 5 | .959 | 22 | 0 | 0 | - | 0 | 0 |
| 15 | Jake Arledge | 61 | 61 | 0 | 0 | 1.000 | 0 | 0 | 0 | - | 0 | 0 | 13 | Jordan McFarland | 21 | 20 | 0 | 1 | .952 | 5 | 0 | 0 | - | 0 | 0 |
| 8 | Eric Cole | 22 | 22 | 0 | 0 | 1.000 | 0 | 0 | 0 | - | 0 | 0 | 20 | Carson Shaddy | 125 | 47 | 70 | 8 | .936 | 17 | 0 | 0 | - | 0 | 0 |
| 7 | Jack Kenley | 12 | 1 | 11 | 0 | 1.000 | 0 | 0 | 0 | - | 0 | 0 | 34 | Jake Reindl | 6 | 2 | 3 | 1 | .833 | 0 | 1 | 1 | .500 | 0 | 0 |
| 48 | Trevor Stephan | 8 | 1 | 7 | 0 | 1.000 | 0 | 9 | 1 | .900 | 0 | 0 | 27 | Evan Lee | 0 | 0 | 0 | 0 | .000 | 0 | 1 | 0 | 1.000 | 0 | 0 |
| 44 | Alex Gosser | 7 | 7 | 0 | 0 | 1.000 | 0 | 0 | 0 | - | 1 | 0 | 4 | Matt Burch | 0 | 0 | 0 | 0 | .000 | 0 | 0 | 0 | - | 0 | 0 |
| 45 | Kevin Kopps | 6 | 2 | 4 | 0 | 1.000 | 1 | 1 | 0 | 1.000 | 0 | 0 | 32 | Matt Cronin | 0 | 0 | 0 | 0 | .000 | 0 | 0 | 0 | - | 0 | 0 |
| 42 | Jaxon Williams | 6 | 2 | 4 | 0 | 1.000 | 0 | 0 | 0 | - | 0 | 0 | 29 | Angus Denton | 0 | 0 | 0 | 0 | .000 | 0 | 0 | 0 | - | 0 | 0 |
| 16 | Blaine Knight | 6 | 2 | 4 | 0 | 1.000 | 0 | 3 | 2 | .600 | 0 | 0 | 37 | Weston Rogers | 0 | 0 | 0 | 0 | .000 | 0 | 0 | 0 | - | 0 | 0 |
| 10 | Josh Alberius | 5 | 1 | 4 | 0 | 1.000 | 0 | 2 | 1 | .667 | 0 | 0 | 35 | Jacob Kostyshock | 0 | 0 | 0 | 0 | .000 | 0 | 0 | 0 | - | 0 | 0 |
| 36 | Cannon Chadwick | 4 | 2 | 2 | 0 | 1.000 | 0 | 0 | 1 | .000 | 0 | 0 | Totals | | 1045 | 765 | 258 | 22 | .979 | 26 | 18 | 8 | .692 | 4 | 0 |
| 25 | Dominic Taccolini | 3 | 0 | 3 | 0 | 1.000 | 0 | 1 | 2 | .333 | 0 | 0 | Opponents | | 1059 | 755 | 277 | 27 | .975 | 15 | 8 | 7 | .533 | 9 | 3 |
| 46 | Barrett Loseke | 2 | 1 | 1 | 0 | 1.000 | 0 | 0 | 0 | - | 0 | 0 | Hitting minimums - 1 Games 2.5 AB/Game | | | | | | | | | | | | |
| 21 | Kacey Murphy | 1 | 0 | 1 | 0 | 1.000 | 0 | 0 | 0 | - | 0 | 0 | Pitching minimums - 1 Games 20% of Games 1.0 IP/Game | | | | | | | | | | | | |
| 28 | Dominic Fletcher | 75 | 73 | 1 | 1 | .987 | 0 | 0 | 0 | - | 0 | 0 | | | | | | | | | | | | | |
| 24 | Chad Spanberger | 213 | 191 | 18 | 4 | .981 | 22 | 0 | 0 | - | 0 | 0 | | | | | | | | | | | | | |
| 3 | Jared Gates | 38 | 10 | 27 | 1 | .974 | 2 | 0 | 0 | - | 0 | 0 | | | | | | | | | | | | | |
| 17 | Luke Bonfield | 34 | 33 | 0 | 1 | .971 | 0 | 0 | 0 | - | 0 | 0 | | | | | | | | | | | | | |



GAME-BY-GAME HITTING

2017 RECORD: 45-19 • HOME: 30-8 • AWAY: 10-7 • NEUTRAL: 5-4 • SEC: 18-11 • NCAA TOURNAMENT: 3-2

| Date | Opponent | AB | R | H | RBI | 2B | 3B | HR | BB | IBB | SB | CS | HBP | SAC | SF | GDP | K | PO | A | E | Avg |
|--------------|-----------------------|------|-----|-----|-----|----|----|----|-----|-----|----|----|-----|-----|----|-----|-----|------|-----|----|------|
| Feb 17, 2017 | MIAMI (OHIO) | 32 | 7 | 8 | 7 | 0 | 0 | 1 | 5 | 0 | 1 | 0 | 3 | 0 | 0 | 0 | 8 | 27 | 9 | 1 | .250 |
| Feb 18, 2017 | MIAMI (OHIO) | 34 | 5 | 10 | 5 | 1 | 0 | 0 | 3 | 0 | 0 | 1 | 0 | 1 | 0 | 0 | 3 | 27 | 6 | 1 | .273 |
| Feb 19, 2017 | MIAMI (OHIO) | 38 | 11 | 13 | 11 | 3 | 0 | 3 | 6 | 0 | 0 | 0 | 0 | 0 | 0 | 0 | 6 | 27 | 7 | 0 | .298 |
| Feb 24, 2017 | BRYANT | 32 | 11 | 7 | 10 | 1 | 1 | 1 | 6 | 0 | 1 | 0 | 4 | 0 | 1 | 0 | 9 | 27 | 7 | 2 | .279 |
| Feb 25, 2017 | BRYANT | 34 | 13 | 10 | 10 | 4 | 0 | 2 | 9 | 0 | 2 | 0 | 2 | 0 | 0 | 3 | 6 | 27 | 8 | 1 | .282 |
| Feb 26, 2017 | BRYANT | 40 | 16 | 14 | 11 | 0 | 0 | 1 | 6 | 0 | 0 | 0 | 2 | 0 | 1 | 0 | 3 | 27 | 14 | 1 | .295 |
| Feb 28, 2017 | at Louisiana Tech | 31 | 3 | 5 | 3 | 2 | 0 | 1 | 3 | 0 | 0 | 0 | 1 | 1 | 0 | 1 | 7 | 24 | 6 | 1 | .278 |
| Mar 01, 2017 | at Louisiana Tech | 41 | 13 | 15 | 12 | 4 | 0 | 5 | 3 | 0 | 0 | 1 | 0 | 0 | 0 | 0 | 9 | 27 | 5 | 0 | .291 |
| Mar 03, 2017 | vs Arizona^ | 32 | 0 | 3 | 0 | 0 | 0 | 0 | 2 | 0 | 0 | 0 | 0 | 0 | 0 | 1 | 9 | 24 | 10 | 1 | .271 |
| Mar 04, 2017 | vs Nebraska^ | 38 | 15 | 15 | 15 | 3 | 1 | 1 | 7 | 0 | 0 | 0 | 4 | 0 | 0 | 1 | 6 | 27 | 5 | 1 | .284 |
| Mar 05, 2017 | vs Oklahoma State^ | 30 | 3 | 5 | 3 | 2 | 0 | 0 | 5 | 0 | 0 | 1 | 0 | 0 | 1 | 1 | 8 | 27 | 11 | 2 | .275 |
| Mar 07, 2017 | ULM | 36 | 12 | 16 | 10 | 3 | 0 | 2 | 3 | 0 | 0 | 1 | 1 | 1 | 1 | 1 | 5 | 27 | 8 | 0 | .289 |
| Mar 08, 2017 | ULM | 38 | 11 | 14 | 10 | 2 | 0 | 1 | 3 | 0 | 2 | 1 | 1 | 0 | 0 | 0 | 8 | 27 | 11 | 0 | .296 |
| Mar 10, 2017 | RHODE ISLAND | 27 | 5 | 5 | 4 | 0 | 0 | 2 | 9 | 0 | 1 | 0 | 0 | 2 | 0 | 0 | 12 | 27 | 14 | 1 | .290 |
| Mar 10, 2017 | RHODE ISLAND | 32 | 3 | 8 | 3 | 1 | 0 | 1 | 4 | 0 | 1 | 0 | 1 | 1 | 1 | 0 | 6 | 27 | 6 | 3 | .287 |
| Mar 12, 2017 | RHODE ISLAND | 30 | 0 | 3 | 0 | 0 | 0 | 0 | 4 | 0 | 0 | 0 | 1 | 0 | 0 | 0 | 4 | 27 | 16 | 0 | .277 |
| Mar 14, 2017 | ALCORN STATE | 31 | 3 | 9 | 3 | 1 | 0 | 0 | 4 | 0 | 3 | 0 | 0 | 0 | 2 | 1 | 6 | 27 | 20 | 1 | .278 |
| Mar 15, 2017 | ALCORN STATE | 35 | 11 | 14 | 11 | 3 | 0 | 4 | 7 | 0 | 0 | 1 | 0 | 0 | 1 | 0 | 4 | 27 | 9 | 1 | .285 |
| Mar 17, 2017 | MISSISSIPPI STATE* | 28 | 3 | 4 | 3 | 0 | 0 | 2 | 1 | 0 | 0 | 0 | 1 | 0 | 0 | 0 | 13 | 27 | 7 | 0 | .279 |
| Mar 18, 2017 | MISSISSIPPI STATE* | 28 | 5 | 7 | 5 | 2 | 0 | 2 | 5 | 0 | 0 | 1 | 0 | 1 | 0 | 1 | 4 | 27 | 9 | 2 | .277 |
| Mar 19, 2017 | MISSISSIPPI STATE* | 30 | 6 | 11 | 5 | 0 | 0 | 1 | 3 | 0 | 0 | 0 | 2 | 2 | 1 | 1 | 3 | 27 | 13 | 0 | .281 |
| Mar 22, 2017 | NEW ORLEANS | 31 | 5 | 8 | 4 | 2 | 0 | 2 | 5 | 0 | 0 | 1 | 1 | 0 | 0 | 0 | 6 | 27 | 11 | 0 | .280 |
| Mar 24, 2017 | at Missouri* | 39 | 9 | 14 | 7 | 1 | 1 | 0 | 3 | 0 | 3 | 0 | 1 | 1 | 0 | 0 | 12 | 27 | 6 | 0 | .284 |
| Mar 25, 2017 | at Missouri* | 33 | 2 | 8 | 2 | 1 | 0 | 1 | 3 | 0 | 0 | 1 | 1 | 0 | 0 | 0 | 7 | 24 | 4 | 1 | .282 |
| Mar 26, 2017 | at Missouri* | 41 | 9 | 12 | 8 | 1 | 0 | 3 | 0 | 0 | 0 | 0 | 0 | 0 | 0 | 0 | 9 | 27 | 10 | 1 | .283 |
| Mar 31, 2017 | at Alabama* | 41 | 7 | 17 | 6 | 1 | 0 | 1 | 3 | 0 | 0 | 0 | 2 | 1 | 0 | 2 | 7 | 27 | 7 | 0 | .289 |
| Apr 1, 2017 | at Alabama* | 33 | 1 | 6 | 1 | 0 | 0 | 0 | 1 | 0 | 0 | 0 | 1 | 0 | 0 | 0 | 6 | 24 | 5 | 1 | .285 |
| Apr 2, 2017 | at Alabama* | 37 | 8 | 13 | 7 | 2 | 0 | 0 | 4 | 1 | 0 | 1 | 0 | 2 | 1 | 1 | 6 | 27 | 13 | 0 | .288 |
| Apr 04, 2017 | GRAND CANYON | 34 | 11 | 13 | 11 | 1 | 1 | 2 | 8 | 0 | 0 | 0 | 3 | 0 | 2 | 2 | 6 | 27 | 15 | 2 | .291 |
| Apr 05, 2017 | GRAND CANYON | 34 | 6 | 9 | 6 | 2 | 0 | 1 | 1 | 0 | 0 | 0 | 1 | 0 | 1 | 0 | 8 | 27 | 3 | 1 | .290 |
| Apr 07, 2017 | LSU* | 38 | 9 | 12 | 9 | 2 | 0 | 3 | 8 | 0 | 0 | 0 | 0 | 0 | 0 | 0 | 12 | 27 | 7 | 0 | .291 |
| Apr 08, 2017 | LSU* | 36 | 8 | 12 | 8 | 1 | 0 | 2 | 10 | 1 | 1 | 1 | 0 | 0 | 1 | 1 | 6 | 27 | 12 | 1 | .293 |
| Apr 09, 2017 | LSU* | 28 | 0 | 4 | 0 | 0 | 0 | 0 | 2 | 0 | 1 | 0 | 2 | 0 | 0 | 2 | 4 | 27 | 11 | 2 | .289 |
| Apr 11, 2017 | at Missouri State | 44 | 12 | 18 | 11 | 2 | 2 | 0 | 5 | 0 | 0 | 0 | 1 | 2 | 0 | 1 | 12 | 27 | 6 | 0 | .293 |
| Apr 13, 2017 | GEORGIA* | 35 | 14 | 11 | 11 | 1 | 0 | 5 | 4 | 0 | 0 | 0 | 3 | 1 | 0 | 0 | 11 | 27 | 6 | 1 | .294 |
| Apr 14, 2017 | GEORGIA* | 40 | 5 | 13 | 4 | 5 | 0 | 1 | 3 | 1 | 0 | 0 | 0 | 0 | 0 | 1 | 9 | 30 | 15 | 3 | .295 |
| Apr 15, 2017 | GEORGIA* | 39 | 11 | 14 | 10 | 2 | 0 | 1 | 6 | 0 | 0 | 0 | 0 | 1 | 0 | 0 | 9 | 27 | 14 | 1 | .297 |
| Apr 18, 2017 | MEMPHIS | 36 | 16 | 15 | 15 | 3 | 2 | 0 | 8 | 0 | 2 | 0 | 2 | 0 | 1 | 0 | 7 | 27 | 8 | 1 | .300 |
| Apr 19, 2017 | MEMPHIS% | 30 | 2 | 6 | 2 | 0 | 0 | 1 | 1 | 0 | 0 | 1 | 1 | 0 | 0 | 0 | 7 | 27 | 9 | 0 | .298 |
| Apr 21, 2017 | at Auburn* | 38 | 2 | 9 | 2 | 1 | 0 | 0 | 0 | 0 | 0 | 0 | 1 | 0 | 0 | 0 | 10 | 24 | 7 | 2 | .296 |
| Apr 22, 2017 | at Auburn* | 36 | 7 | 9 | 6 | 3 | 0 | 1 | 6 | 0 | 0 | 0 | 0 | 0 | 2 | 0 | 5 | 27 | 6 | 1 | .295 |
| Apr 23, 2017 | at Auburn* | 36 | 6 | 12 | 5 | 1 | 0 | 0 | 0 | 0 | 0 | 0 | 1 | 0 | 1 | 2 | 4 | 24 | 9 | 0 | .296 |
| Apr 25, 2017 | vs Kansas State@ | 36 | 6 | 8 | 5 | 1 | 0 | 0 | 6 | 2 | 3 | 0 | 1 | 0 | 1 | 1 | 7 | 30 | 10 | 1 | .294 |
| Apr 27, 2017 | OLE MISS* | 29 | 1 | 2 | 1 | 1 | 0 | 1 | 2 | 0 | 0 | 0 | 0 | 0 | 0 | 0 | 7 | 27 | 8 | 0 | .290 |
| Apr 28, 2017 | OLE MISS* | 31 | 1 | 5 | 1 | 0 | 0 | 1 | 2 | 0 | 0 | 0 | 1 | 0 | 0 | 0 | 4 | 27 | 9 | 0 | .287 |
| Apr 28, 2017 | OLE MISS* | 31 | 7 | 8 | 7 | 1 | 0 | 2 | 3 | 0 | 0 | 0 | 1 | 2 | 0 | 0 | 6 | 27 | 15 | 0 | .287 |
| May 04, 2017 | at Tennessee* | 36 | 4 | 9 | 3 | 0 | 1 | 1 | 0 | 0 | 0 | 0 | 0 | 0 | 0 | 0 | 7 | 24 | 9 | 1 | .286 |
| May 06, 2017 | at Tennessee* | 29 | 2 | 8 | 2 | 1 | 0 | 1 | 0 | 0 | 0 | 0 | 0 | 0 | 0 | 0 | 6 | 21 | 2 | 1 | .286 |
| May 12, 2017 | VANDERBILT* | 35 | 4 | 10 | 4 | 2 | 0 | 2 | 4 | 1 | 0 | 1 | 0 | 0 | 0 | 0 | 7 | 27 | 4 | 0 | .286 |
| May 13, 2017 | VANDERBILT* | 31 | 2 | 4 | 2 | 0 | 0 | 1 | 1 | 0 | 0 | 0 | 0 | 0 | 0 | 0 | 12 | 27 | 9 | 0 | .283 |
| May 14, 2017 | VANDERBILT* | 30 | 7 | 10 | 7 | 0 | 0 | 3 | 3 | 0 | 1 | 1 | 3 | 1 | 2 | 0 | 5 | 27 | 7 | 0 | .284 |
| May 18, 2017 | at Texas A&M* | 43 | 6 | 15 | 6 | 1 | 0 | 2 | 3 | 1 | 1 | 1 | 0 | 2 | 0 | 1 | 10 | 30 | 10 | 2 | .285 |
| May 19, 2017 | at Texas A&M* | 35 | 2 | 8 | 2 | 3 | 0 | 0 | 1 | 0 | 0 | 0 | 0 | 0 | 0 | 0 | 13 | 24 | 14 | 2 | .284 |
| May 20, 2017 | at Texas A&M* | 40 | 8 | 13 | 8 | 2 | 0 | 2 | 2 | 0 | 1 | 0 | 1 | 0 | 0 | 0 | 5 | 27 | 10 | 0 | .285 |
| May 25, 2017 | vs Mississippi State# | 31 | 3 | 5 | 3 | 2 | 0 | 1 | 6 | 0 | 0 | 0 | 1 | 0 | 0 | 1 | 5 | 27 | 14 | 2 | .283 |
| May 25, 2017 | vs Auburn# | 35 | 12 | 14 | 12 | 1 | 2 | 3 | 5 | 1 | 0 | 0 | 0 | 0 | 0 | 0 | 7 | 21 | 8 | 0 | .285 |
| May 26, 2017 | vs Mississippi State# | 31 | 9 | 10 | 9 | 4 | 1 | 1 | 9 | 2 | 1 | 0 | 1 | 1 | 1 | 1 | 6 | 27 | 11 | 2 | .286 |
| May 27, 2017 | vs Florida# | 33 | 16 | 15 | 14 | 2 | 0 | 4 | 8 | 0 | 0 | 0 | 5 | 0 | 1 | 1 | 7 | 21 | 5 | 0 | .289 |
| May 28, 2017 | vs LSU# | 35 | 2 | 7 | 2 | 2 | 0 | 1 | 3 | 2 | 1 | 0 | 1 | 0 | 0 | 0 | 9 | 27 | 8 | 2 | .287 |
| Jun 02, 2017 | ORAL ROBERTS+ | 32 | 3 | 10 | 3 | 1 | 0 | 0 | 3 | 1 | 0 | 0 | 1 | 0 | 0 | 1 | 7 | 27 | 3 | 0 | .288 |
| Jun 03, 2017 | MISSOURI STATE+ | 32 | 4 | 7 | 3 | 1 | 0 | 0 | 6 | 0 | 0 | 0 | 1 | 1 | 0 | 1 | 9 | 24 | 10 | 0 | .286 |
| Jun 04, 2017 | ORAL ROBERTS+ | 36 | 4 | 10 | 4 | 3 | 1 | 1 | 4 | 0 | 1 | 1 | 0 | 0 | 0 | 0 | 5 | 27 | 4 | 1 | .286 |
| Jun 04, 2017 | MISSOURI STATE+ | 36 | 11 | 13 | 10 | 4 | 0 | 1 | 7 | 0 | 0 | 0 | 0 | 1 | 1 | 0 | 7 | 27 | 9 | 3 | .288 |
| Jun 05, 2017 | MISSOURI STATE+ | 31 | 2 | 5 | 1 | 1 | 0 | 1 | 1 | 0 | 0 | 1 | 2 | 0 | 0 | 0 | 10 | 27 | 5 | 1 | .286 |
| Totals | | 2194 | 422 | 627 | 385 | 97 | 13 | 83 | 258 | 13 | 27 | 17 | 63 | 25 | 24 | 30 | 463 | 1692 | 569 | 55 | .286 |

^ - Frisco College Classic (Frisco, Texas) • * - SEC Game • % - Played at Dickey-Stephens Park (North Little Rock, Ark.)
 @ - Played at Kauffman Stadium (Kansas City, Mo.) • # - SEC Tournament (Hoover, Ala.) • + - NCAA Fayetteville Regional (Fayetteville, Ark.)

GAME-BY-GAME PITCHING

2017 RECORD: 45-19 • HOME: 30-8 • AWAY: 10-7 • NEUTRAL: 5-4 • SEC: 18-11 • NCAA TOURNAMENT: 3-2

| Date | Opponent | IP | H | R | ER | BB | SO | 2B | 3B | HR | WP | BK | HBP | DP | IBB | Score | W | L | SV | ERA |
|--------------|-----------------------|-------|-----|-----|-----|-----|-----|----|----|----|----|----|-----|----|-----|---------|----|----|----|------|
| Feb 17, 2017 | MIAMI (OHIO) | 9.0 | 6 | 0 | 0 | 0 | 12 | 0 | 0 | 0 | 0 | 0 | 0 | 0 | 0 | 7-0 | 1 | 0 | 0 | 0.00 |
| Feb 18, 2017 | MIAMI (OHIO) | 9.0 | 4 | 1 | 1 | 1 | 11 | 0 | 0 | 1 | 0 | 0 | 0 | 0 | 0 | 5-1 | 2 | 0 | 0 | 0.50 |
| Feb 19, 2017 | MIAMI (OHIO) | 9.0 | 4 | 1 | 1 | 5 | 13 | 1 | 0 | 0 | 0 | 0 | 0 | 1 | 0 | 11-1 | 3 | 0 | 0 | 0.67 |
| Feb 24, 2017 | BRYANT | 9.0 | 10 | 8 | 6 | 6 | 11 | 2 | 0 | 2 | 1 | 0 | 2 | 1 | 0 | 11-8 | 4 | 0 | 1 | 2.00 |
| Feb 25, 2017 | BRYANT | 9.0 | 10 | 7 | 7 | 5 | 12 | 3 | 0 | 0 | 3 | 0 | 1 | 0 | 0 | 13-7 | 5 | 0 | 1 | 3.00 |
| Feb 26, 2017 | BRYANT | 9.0 | 10 | 6 | 6 | 5 | 7 | 0 | 0 | 2 | 0 | 0 | 1 | 0 | 0 | 16-6 | 6 | 0 | 1 | 3.50 |
| Feb 28, 2017 | at Louisiana Tech | 8.0 | 6 | 4 | 1 | 2 | 9 | 4 | 0 | 0 | 0 | 0 | 1 | 0 | 0 | 3-4 | 6 | 1 | 1 | 3.19 |
| Mar 01, 2017 | at Louisiana Tech | 9.0 | 11 | 10 | 10 | 3 | 9 | 3 | 1 | 2 | 2 | 0 | 4 | 0 | 0 | 13-10 | 7 | 1 | 1 | 4.06 |
| Mar 03, 2017 | vs Arizona^ | 8.0 | 7 | 3 | 2 | 1 | 10 | 2 | 0 | 0 | 0 | 0 | 0 | 0 | 0 | 0-3 | 7 | 2 | 1 | 3.87 |
| Mar 04, 2017 | vs Nebraska^ | 9.0 | 5 | 5 | 4 | 9 | 13 | 1 | 0 | 0 | 2 | 0 | 1 | 1 | 0 | 15-5 | 8 | 2 | 1 | 3.89 |
| Mar 05, 2017 | vs Oklahoma State^ | 9.0 | 10 | 8 | 6 | 6 | 6 | 1 | 1 | 0 | 2 | 0 | 0 | 0 | 0 | 3-8 | 8 | 3 | 1 | 4.08 |
| Mar 07, 2017 | ULM | 9.0 | 10 | 3 | 3 | 2 | 13 | 0 | 0 | 1 | 1 | 0 | 2 | 1 | 0 | 12-3 | 9 | 3 | 1 | 3.99 |
| Mar 08, 2017 | ULM | 9.0 | 3 | 2 | 2 | 3 | 14 | 1 | 0 | 0 | 0 | 0 | 1 | 0 | 0 | 11-2 | 10 | 3 | 1 | 3.83 |
| Mar 10, 2017 | RHODE ISLAND | 9.0 | 9 | 2 | 2 | 0 | 7 | 2 | 0 | 0 | 0 | 0 | 0 | 1 | 0 | 5-2 | 11 | 3 | 1 | 3.70 |
| Mar 10, 2017 | RHODE ISLAND | 9.0 | 3 | 2 | 0 | 0 | 15 | 0 | 0 | 0 | 0 | 0 | 0 | 0 | 0 | 3-2 | 12 | 3 | 1 | 3.45 |
| Mar 12, 2017 | RHODE ISLAND | 9.0 | 8 | 3 | 3 | 3 | 8 | 1 | 0 | 1 | 0 | 0 | 0 | 1 | 0 | 0-3 | 12 | 4 | 1 | 3.42 |
| Mar 14, 2017 | ALCORN STATE | 9.0 | 11 | 2 | 2 | 1 | 7 | 1 | 1 | 0 | 1 | 0 | 1 | 1 | 0 | 3-2 | 13 | 4 | 1 | 3.34 |
| Mar 15, 2017 | ALCORN STATE | 9.0 | 9 | 3 | 3 | 3 | 13 | 1 | 0 | 1 | 0 | 0 | 0 | 1 | 0 | 11-3 | 14 | 4 | 1 | 3.32 |
| Mar 17, 2017 | MISSISSIPPI STATE* | 9.0 | 4 | 1 | 1 | 0 | 14 | 1 | 0 | 1 | 0 | 1 | 1 | 0 | 0 | 3-1 | 15 | 4 | 2 | 3.20 |
| Mar 18, 2017 | MISSISSIPPI STATE* | 9.0 | 7 | 4 | 2 | 2 | 13 | 0 | 0 | 0 | 0 | 0 | 1 | 0 | 0 | 5-4 | 16 | 4 | 3 | 3.13 |
| Mar 19, 2017 | MISSISSIPPI STATE* | 9.0 | 6 | 1 | 1 | 2 | 8 | 0 | 0 | 1 | 0 | 0 | 0 | 1 | 0 | 6-1 | 17 | 4 | 4 | 3.03 |
| Mar 22, 2017 | NEW ORLEANS | 9.0 | 5 | 2 | 2 | 7 | 10 | 1 | 0 | 0 | 1 | 0 | 0 | 2 | 0 | 5-2 | 18 | 4 | 5 | 2.98 |
| Mar 24, 2017 | at Missouri* | 9.0 | 7 | 2 | 2 | 2 | 11 | 1 | 0 | 1 | 1 | 0 | 0 | 0 | 0 | 9-2 | 19 | 4 | 6 | 2.94 |
| Mar 25, 2017 | at Missouri* | 8.0 | 11 | 7 | 7 | 2 | 14 | 2 | 0 | 3 | 1 | 0 | 0 | 0 | 0 | 2-7 | 19 | 5 | 6 | 3.13 |
| Mar 26, 2017 | at Missouri* | 9.0 | 11 | 8 | 8 | 9 | 8 | 2 | 0 | 0 | 2 | 0 | 0 | 2 | 0 | 9-8 | 20 | 5 | 6 | 3.32 |
| Mar 31, 2017 | at Alabama* | 9.0 | 3 | 1 | 1 | 0 | 7 | 2 | 0 | 0 | 1 | 0 | 1 | 0 | 0 | 7-1 | 21 | 5 | 6 | 3.23 |
| Apr 1, 2017 | at Alabama* | 8.0 | 10 | 7 | 7 | 2 | 10 | 2 | 0 | 0 | 1 | 0 | 2 | 1 | 0 | 1-7 | 21 | 6 | 6 | 3.39 |
| Apr 2, 2017 | at Alabama* | 9.0 | 9 | 5 | 5 | 4 | 6 | 1 | 0 | 1 | 1 | 0 | 1 | 0 | 0 | 8-5 | 22 | 6 | 6 | 3.45 |
| Apr 04, 2017 | GRAND CANYON | 9.0 | 5 | 2 | 2 | 2 | 8 | 1 | 0 | 0 | 1 | 0 | 1 | 1 | 0 | 11-2 | 23 | 6 | 6 | 3.40 |
| Apr 05, 2017 | GRAND CANYON | 9.0 | 10 | 1 | 1 | 2 | 18 | 0 | 0 | 1 | 0 | 0 | 0 | 1 | 0 | 6-1 | 24 | 6 | 6 | 3.32 |
| Apr 07, 2017 | LSU* | 9.0 | 9 | 3 | 3 | 5 | 8 | 0 | 0 | 0 | 2 | 0 | 0 | 1 | 0 | 9-3 | 25 | 6 | 6 | 3.31 |
| Apr 08, 2017 | LSU* | 9.0 | 9 | 10 | 7 | 2 | 9 | 2 | 0 | 2 | 3 | 0 | 4 | 2 | 0 | 8-10 | 25 | 7 | 6 | 3.42 |
| Apr 09, 2017 | LSU* | 9.0 | 6 | 2 | 2 | 2 | 7 | 1 | 0 | 0 | 0 | 0 | 1 | 2 | 0 | 0-2 | 25 | 8 | 6 | 3.38 |
| Apr 11, 2017 | at Missouri State | 9.0 | 9 | 4 | 4 | 3 | 11 | 3 | 0 | 1 | 2 | 0 | 2 | 1 | 0 | 12-4 | 26 | 8 | 6 | 3.40 |
| Apr 13, 2017 | GEORGIA* | 9.0 | 7 | 4 | 4 | 6 | 9 | 1 | 0 | 2 | 2 | 0 | 0 | 1 | 0 | 14-4 | 27 | 8 | 6 | 3.41 |
| Apr 14, 2017 | GEORGIA* | 10.0 | 10 | 4 | 3 | 3 | 10 | 1 | 0 | 1 | 0 | 0 | 2 | 2 | 0 | 5-4 | 28 | 8 | 6 | 3.39 |
| Apr 15, 2017 | GEORGIA* | 9.0 | 11 | 3 | 2 | 4 | 6 | 3 | 0 | 1 | 1 | 0 | 1 | 3 | 0 | 11-3 | 29 | 8 | 6 | 3.35 |
| Apr 18, 2017 | MEMPHIS | 9.0 | 8 | 7 | 7 | 4 | 7 | 2 | 0 | 2 | 0 | 0 | 1 | 0 | 0 | 16-7 | 30 | 8 | 6 | 3.45 |
| Apr 19, 2017 | MEMPHIS% | 9.0 | 1 | 0 | 0 | 1 | 8 | 0 | 0 | 0 | 0 | 0 | 0 | 0 | 0 | 2-0 | 31 | 8 | 7 | 3.36 |
| Apr 21, 2017 | at Auburn* | 8.0 | 15 | 15 | 15 | 8 | 6 | 6 | 0 | 3 | 2 | 0 | 0 | 1 | 0 | 2-15 | 31 | 9 | 7 | 3.67 |
| Apr 22, 2017 | at Auburn* | 9.0 | 7 | 3 | 3 | 5 | 14 | 1 | 0 | 0 | 0 | 1 | 3 | 1 | 0 | 7-3 | 32 | 9 | 8 | 3.65 |
| Apr 23, 2017 | at Auburn* | 8.0 | 16 | 11 | 11 | 3 | 5 | 8 | 0 | 2 | 1 | 0 | 2 | 0 | 0 | 6-11 | 32 | 10 | 8 | 3.84 |
| Apr 25, 2017 | vs Kansas State@ | 10.0 | 9 | 5 | 5 | 7 | 10 | 0 | 0 | 2 | 0 | 0 | 2 | 0 | 1 | 6-5 | 33 | 10 | 8 | 3.85 |
| Apr 27, 2017 | OLE MISS* | 9.0 | 11 | 9 | 9 | 3 | 11 | 1 | 0 | 4 | 1 | 1 | 0 | 0 | 0 | 1-9 | 33 | 11 | 8 | 3.97 |
| Apr 28, 2017 | OLE MISS* | 9.0 | 9 | 4 | 3 | 3 | 7 | 2 | 0 | 0 | 1 | 0 | 2 | 1 | 0 | 1-4 | 33 | 12 | 8 | 3.95 |
| Apr 28, 2017 | OLE MISS* | 9.0 | 9 | 4 | 4 | 5 | 7 | 4 | 0 | 2 | 1 | 0 | 1 | 1 | 0 | 7-4 | 34 | 12 | 9 | 3.95 |
| May 04, 2017 | at Tennessee* | 8.0 | 9 | 5 | 3 | 2 | 4 | 2 | 0 | 0 | 0 | 1 | 1 | 0 | 0 | 4-5 | 34 | 13 | 9 | 3.94 |
| May 06, 2017 | at Tennessee* | 7.0 | 1 | 0 | 0 | 2 | 11 | 0 | 0 | 0 | 0 | 0 | 1 | 0 | 0 | 2-0 | 35 | 13 | 9 | 3.88 |
| May 12, 2017 | VANDERBILT* | 9.0 | 7 | 3 | 3 | 1 | 13 | 1 | 1 | 1 | 0 | 0 | 2 | 1 | 0 | 4-3 | 36 | 13 | 9 | 3.86 |
| May 13, 2017 | VANDERBILT* | 9.0 | 12 | 6 | 6 | 6 | 9 | 1 | 0 | 2 | 1 | 0 | 0 | 0 | 0 | 2-6 | 36 | 14 | 9 | 3.90 |
| May 14, 2017 | VANDERBILT* | 9.0 | 6 | 1 | 1 | 1 | 7 | 1 | 0 | 1 | 0 | 0 | 0 | 1 | 0 | 7-1 | 37 | 14 | 10 | 3.84 |
| May 18, 2017 | at Texas A&M* | 10.0 | 6 | 4 | 4 | 2 | 12 | 1 | 0 | 1 | 0 | 0 | 1 | 2 | 0 | 6-4 | 38 | 14 | 10 | 3.84 |
| May 19, 2017 | at Texas A&M* | 8.0 | 10 | 5 | 5 | 4 | 4 | 1 | 0 | 1 | 0 | 0 | 0 | 2 | 0 | 2-5 | 38 | 15 | 10 | 3.87 |
| May 20, 2017 | at Texas A&M* | 9.0 | 5 | 0 | 0 | 1 | 6 | 0 | 0 | 0 | 0 | 0 | 0 | 1 | 0 | 8-0 | 39 | 15 | 11 | 3.80 |
| May 25, 2017 | vs Mississippi State# | 9.0 | 12 | 4 | 3 | 4 | 7 | 2 | 0 | 0 | 2 | 1 | 2 | 3 | 0 | 3-4 | 39 | 16 | 11 | 3.78 |
| May 25, 2017 | vs Auburn# | 7.0 | 0 | 0 | 0 | 7 | 7 | 0 | 0 | 0 | 1 | 0 | 1 | 1 | 0 | 12-0 | 40 | 16 | 11 | 3.73 |
| May 26, 2017 | vs Mississippi State# | 9.0 | 5 | 2 | 1 | 1 | 10 | 0 | 0 | 1 | 0 | 0 | 1 | 0 | 0 | 9-2 | 41 | 16 | 11 | 3.68 |
| May 27, 2017 | vs Florida# | 7.0 | 2 | 0 | 0 | 3 | 8 | 1 | 0 | 0 | 0 | 0 | 0 | 0 | 0 | 16-0 | 42 | 16 | 11 | 3.63 |
| May 28, 2017 | vs LSU# | 9.0 | 6 | 4 | 2 | 2 | 7 | 1 | 0 | 0 | 0 | 0 | 0 | 1 | 0 | 2-4 | 42 | 17 | 11 | 3.60 |
| Jun 02, 2017 | ORAL ROBERTS+ | 9.0 | 6 | 0 | 0 | 3 | 14 | 1 | 0 | 0 | 0 | 0 | 1 | 0 | 0 | 3-0 | 43 | 17 | 12 | 3.54 |
| Jun 03, 2017 | MISSOURI STATE+ | 8.0 | 5 | 5 | 5 | 5 | 9 | 0 | 0 | 2 | 1 | 0 | 2 | 0 | 0 | 4-5 | 43 | 18 | 12 | 3.57 |
| Jun 04, 2017 | ORAL ROBERTS+ | 9.0 | 6 | 3 | 3 | 2 | 12 | 1 | 0 | 2 | 1 | 0 | 1 | 0 | 0 | 4-3 | 44 | 18 | 13 | 3.56 |
| Jun 04, 2017 | MISSOURI STATE+ | 9.0 | 14 | 10 | 7 | 5 | 11 | 1 | 0 | 1 | 1 | 0 | 0 | 0 | 0 | 11-10 | 45 | 18 | 14 | 3.62 |
| Jun 05, 2017 | MISSOURI STATE+ | 9.0 | 4 | 3 | 3 | 3 | 16 | 1 | 0 | 1 | 0 | 0 | 1 | 0 | 1 | 2-3 | 45 | 19 | 14 | 3.61 |
| Totals | | 564.0 | 486 | 254 | 226 | 207 | 619 | 86 | 4 | 53 | 44 | 5 | 56 | 44 | 2 | 422-254 | 45 | 19 | 14 | 3.61 |

^ - Frisco College Classic (Frisco, Texas) • * - SEC Game • % - Played at Dickey-Stephens Park (North Little Rock, Ark.)

@ - Played at Kauffman Stadium (Kansas City, Mo.) • # - SEC Tournament (Hoover, Ala.) • + - NCAA Fayetteville Regional (Fayetteville, Ark.)

DEFENSIVE STARTING LINEUPS

2017 RECORD: 45-19 • HOME: 30-8 • AWAY: 10-7 • NEUTRAL: 5-4 • SEC: 18-11 • NCAA TOURNAMENT: 3-2

| Date | Opposing team | C | 1B | 2B | 3B | SS | LF | CF | RF | DH |
|----------------|------------------------|--------|------------|----------|------------|---------|----------|----------|------------|-----------|
| Feb. 17, 2017 | MIAMI (OHIO) | Koch | Spanberger | Shaddy | Wilson | Biggers | Bonfield | Fletcher | Arledge | Cole |
| Feb. 18, 2017 | MIAMI (OHIO) | Koch | McFarland | Shaddy | Spanberger | Biggers | Arledge | Fletcher | Cole | Bonfield |
| Feb. 19, 2017 | MIAMI (OHIO) | Koch | Spanberger | Shaddy | Wilson | Biggers | Bonfield | Fletcher | Cole | Burch |
| Feb. 24, 2017 | BRYANT | Koch | Spanberger | Shaddy | Wilson | Biggers | Bonfield | Fletcher | Cole | Lee |
| Feb. 25, 2017 | BRYANT | Koch | McFarland | Williams | Shaddy | Biggers | Arledge | Fletcher | Cole | Bonfield |
| Feb. 26, 2017 | BRYANT | Koch | Spanberger | Shaddy | Wilson | Biggers | Bonfield | Fletcher | Arledge | Lee |
| Feb. 28, 2017 | at Louisiana Tech | Koch | Spanberger | Williams | Shaddy | Biggers | Bonfield | Fletcher | Arledge | Cole |
| March 1, 2017 | at Louisiana Tech | Koch | McFarland | Shaddy | Wilson | Biggers | Arledge | Fletcher | Cole | Bonfield |
| March 3, 2017 | vs. Arizona | Koch | McFarland | Shaddy | Wilson | Biggers | Arledge | Fletcher | Cole | Bonfield |
| March 4, 2017 | vs. Nebraska | Koch | McFarland | Shaddy | Spanberger | Biggers | Bonfield | Fletcher | Arledge | Lee |
| March 5, 2017 | vs. Oklahoma State^ | Koch | McFarland | Williams | Shaddy | Biggers | Arledge | Fletcher | Cole | Bonfield |
| March 7, 2017 | ULM | Gosser | Spanberger | Shaddy | Wilson | Biggers | Bonfield | Cole | Lee | Koch |
| March 8, 2017 | ULM | Koch | McFarland | Williams | Spanberger | Biggers | Bonfield | Fletcher | Arledge | Shaddy |
| March 10, 2017 | RHODE ISLAND-1 | Koch | McFarland | Williams | Shaddy | Biggers | Bonfield | Fletcher | Arledge | Cole |
| March 10, 2017 | RHODE ISLAND-2 | Gosser | Spanberger | Shaddy | Wilson | Biggers | Bonfield | Fletcher | Arledge | Koch |
| March 12, 2017 | RHODE ISLAND | Koch | Spanberger | Shaddy | Wilson | Biggers | Bonfield | Fletcher | Arledge | Lee |
| March 14, 2017 | ALCORN STATE | Gosser | McFarland | Williams | Burch | Wilson | Bonfield | Arledge | Cole | Koch |
| March 15, 2017 | ALCORN STATE | Koch | McFarland | Williams | Spanberger | Biggers | Bonfield | Fletcher | Arledge | Burch |
| March 17, 2017 | MISSISSIPPI STATE* | Koch | Spanberger | Williams | Shaddy | Biggers | Bonfield | Fletcher | Arledge | Burch |
| March 18, 2017 | MISSISSIPPI STATE* | Koch | Spanberger | Shaddy | Burch | Biggers | Bonfield | Fletcher | Arledge | Cole |
| March 19, 2017 | MISSISSIPPI STATE* | Koch | McFarland | Shaddy | Spanberger | Biggers | Bonfield | Fletcher | Arledge | Cole |
| March 22, 2017 | NEW ORLEANS | Koch | Spanberger | Shaddy | Gates | Biggers | Bonfield | Arledge | Cole | McFarland |
| March 24, 2017 | at Missouri* | Koch | Spanberger | Shaddy | Gates | Biggers | Bonfield | Fletcher | Arledge | Cole |
| March 25, 2017 | at Missouri* | Koch | Spanberger | Shaddy | Kenley | Biggers | Bonfield | Fletcher | Arledge | Burch |
| March 26, 2017 | at Missouri* | Koch | McFarland | Shaddy | Spanberger | Biggers | Bonfield | Fletcher | Cole | Arledge |
| March 31, 2017 | at Alabama* | Koch | Spanberger | Shaddy | Gates | Biggers | Bonfield | Fletcher | Arledge | Cole |
| April 1, 2017 | at Alabama* | Koch | McFarland | Shaddy | Spanberger | Biggers | Bonfield | Fletcher | Arledge | Williams |
| April 2, 2017 | at Alabama* | Koch | Spanberger | Shaddy | Gates | Biggers | Arledge | Fletcher | Cole | Bonfield |
| April 4, 2017 | GRAND CANYON | Koch | Spanberger | Shaddy | Gates | Biggers | Bonfield | Arledge | Cole | Lee |
| April 5, 2017 | GRAND CANYON | Gosser | McFarland | Shaddy | Gates | Kenley | Bonfield | Fletcher | Spanberger | Koch |
| April 7, 2017 | LSU* | Koch | Spanberger | Shaddy | Gates | Biggers | Bonfield | Fletcher | Arledge | Cole |
| April 8, 2017 | LSU* | Koch | Spanberger | Shaddy | Gates | Biggers | Bonfield | Fletcher | Arledge | Cole |
| April 9, 2017 | LSU* | Koch | Spanberger | Shaddy | Gates | Biggers | Arledge | Fletcher | Cole | Bonfield |
| April 11, 2017 | at Missouri State | Koch | McFarland | Shaddy | Gates | Biggers | Bonfield | Arledge | Spanberger | Williams |
| April 13, 2017 | GEORGIA* | Koch | Spanberger | Shaddy | Gates | Biggers | Bonfield | Fletcher | Arledge | McFarland |
| April 14, 2017 | GEORGIA* | Koch | Spanberger | Shaddy | Gates | Biggers | Bonfield | Fletcher | Arledge | Cole |
| April 15, 2017 | GEORGIA* | Koch | Spanberger | Shaddy | Gates | Biggers | Bonfield | Fletcher | Cole | Lee |
| April 18, 2017 | MEMPHIS | Koch | Spanberger | Shaddy | Gates | Biggers | Arledge | Fletcher | Cole | Bonfield |
| April 19, 2017 | MEMPHIS% | Gosser | Spanberger | Shaddy | Gates | Biggers | Bonfield | Fletcher | Arledge | Cole |
| April 21, 2017 | at Auburn* | Koch | Spanberger | Shaddy | Gates | Biggers | Bonfield | Fletcher | Arledge | Cole |
| April 22, 2017 | at Auburn* | Koch | Spanberger | Shaddy | Gates | Biggers | Arledge | Fletcher | Cole | Bonfield |
| April 23, 2017 | at Auburn* | Koch | Spanberger | Shaddy | Gates | Biggers | Arledge | Fletcher | Cole | Bonfield |
| April 25, 2017 | vs. Kansas State@ | Koch | McFarland | Shaddy | Gates | Biggers | Cole | Arledge | Spanberger | Bonfield |
| April 27, 2017 | OLE MISS* | Koch | Spanberger | Shaddy | Gates | Biggers | Bonfield | Fletcher | Arledge | Cole |
| April 28, 2017 | OLE MISS-1* | Koch | Spanberger | Shaddy | Gates | Biggers | Bonfield | Arledge | Cole | McFarland |
| April 28, 2017 | OLE MISS-2* | Koch | Spanberger | Shaddy | Gates | Biggers | Bonfield | Arledge | Cole | Lee |
| May 4, 2017 | at Tennessee* | Koch | Spanberger | Shaddy | Gates | Biggers | Arledge | Fletcher | Cole | Bonfield |
| May 6, 2017 | at Tennessee* | Koch | Spanberger | Shaddy | Gates | Biggers | Arledge | Fletcher | Cole | Bonfield |
| May 12, 2017 | VANDERBILT* | Koch | Spanberger | Shaddy | Gates | Biggers | Arledge | Fletcher | Cole | Bonfield |
| May 13, 2017 | VANDERBILT* | Koch | Spanberger | Shaddy | Gates | Biggers | Bonfield | Fletcher | Arledge | Gosser |
| May 14, 2017 | VANDERBILT* | Koch | Spanberger | Shaddy | Gates | Biggers | Arledge | Fletcher | Cole | Bonfield |
| May 18, 2017 | at Texas A&M* | Koch | Spanberger | Shaddy | Kenley | Biggers | Arledge | Fletcher | Cole | Bonfield |
| May 19, 2017 | at Texas A&M* | Koch | Spanberger | Shaddy | Gates | Biggers | Arledge | Fletcher | Cole | Bonfield |
| May 20, 2017 | at Texas A&M* | Koch | Spanberger | Shaddy | Burch | Biggers | Arledge | Fletcher | Cole | Bonfield |
| May 25, 2017 | vs. Mississippi State# | Koch | Spanberger | Shaddy | Kenley | Biggers | Arledge | Fletcher | Cole | Bonfield |
| May 25, 2017 | vs. Auburn# | Koch | Spanberger | Shaddy | Gates | Biggers | Arledge | Fletcher | Cole | Bonfield |
| May 26, 2017 | vs. Mississippi State# | Koch | Spanberger | Shaddy | Gates | Biggers | Arledge | Fletcher | Cole | Bonfield |
| May 27, 2017 | vs. Florida# | Koch | Spanberger | Shaddy | Gates | Biggers | Arledge | Fletcher | Cole | Bonfield |
| May 28, 2017 | vs. LSU# | Koch | Spanberger | Shaddy | Gates | Biggers | Arledge | Fletcher | Cole | Bonfield |
| June 2, 2017 | ORAL ROBERTS+ | Koch | Spanberger | Shaddy | Kenley | Biggers | Arledge | Fletcher | Cole | Bonfield |
| June 3, 2017 | MISSOURI STATE+ | Koch | Spanberger | Shaddy | Kenley | Biggers | Arledge | Fletcher | Cole | Bonfield |
| June 4, 2017 | ORAL ROBERTS+ | Koch | Spanberger | Shaddy | Gates | Biggers | Arledge | Fletcher | Cole | Bonfield |
| June 4, 2017 | MISSOURI STATE+ | Koch | Spanberger | Shaddy | Gates | Biggers | Arledge | Fletcher | Cole | Bonfield |
| June 5, 2017 | MISSOURI STATE+ | Koch | Spanberger | Shaddy | Gates | Biggers | Arledge | Fletcher | Cole | Bonfield |

^ - Frisco College Classic (Frisco, Texas) • * - SEC Game • % - Played at Dickey-Stephens Park (North Little Rock, Ark.)
@ - Played at Kauffman Stadium (Kansas City, Mo.) • # - SEC Tournament (Hoover, Ala.) • + - NCAA Fayetteville Regional (Fayetteville, Ark.)

GAME-BY-GAME BATTING ORDER

2017 RECORD: 45-19 • HOME: 30-8 • AWAY: 10-7 • NEUTRAL: 5-4 • SEC: 18-11 • NCAA TOURNAMENT: 3-2

| Date | Opposing team | 1 | 2 | 3 | 4 | 5 | 6 | 7 | 8 | 9 |
|----------------|------------------------|------------|------------|----------|----------|-----------|-----------|------------|------------|----------|
| Feb. 17, 2017 | MIAMI (OHIO) | Cole | Biggers | Bonfield | Koch | Fletcher | Shaddy | Spanberger | Arledge | Wilson |
| Feb. 18, 2017 | MIAMI (OHIO) | Arledge | Cole | Bonfield | Koch | Fletcher | Shaddy | McFarland | Spanberger | Biggers |
| Feb. 19, 2017 | MIAMI (OHIO) | Cole | Biggers | Bonfield | Koch | Fletcher | Shaddy | Spanberger | Burch | Wilson |
| Feb. 24, 2017 | BRYANT | Cole | Lee | Bonfield | Koch | Fletcher | Shaddy | Spanberger | Biggers | Wilson |
| Feb. 25, 2017 | BRYANT | Cole | Arledge | Bonfield | Koch | Fletcher | Shaddy | McFarland | Biggers | Williams |
| Feb. 26, 2017 | BRYANT | Arledge | Lee | Bonfield | Koch | Fletcher | Shaddy | Spanberger | Biggers | Wilson |
| Feb. 28, 2017 | at Louisiana Tech | Arledge | Cole | Bonfield | Koch | Fletcher | Shaddy | Spanberger | Williams | Biggers |
| March 1, 2017 | at Louisiana Tech | Cole | Arledge | Bonfield | Koch | Fletcher | Shaddy | Biggers | McFarland | Wilson |
| March 3, 2017 | vs. Arizona^ | Cole | Arledge | Bonfield | Koch | Fletcher | Shaddy | Biggers | McFarland | Wilson |
| March 4, 2017 | vs. Nebraska^ | Arledge | Spanberger | Bonfield | Koch | Fletcher | Shaddy | Lee | McFarland | Biggers |
| March 5, 2017 | vs. Oklahoma State^ | Arledge | Cole | Bonfield | Koch | Fletcher | Shaddy | McFarland | Williams | Biggers |
| March 7, 2017 | ULM | Cole | Spanberger | Bonfield | Koch | Lee | Shaddy | Gosser | Biggers | Wilson |
| March 8, 2017 | ULM | Arledge | Spanberger | Bonfield | Koch | Fletcher | Shaddy | McFarland | Biggers | Williams |
| March 10, 2017 | RHODE ISLAND-1 | Arledge | Cole | Bonfield | Koch | Shaddy | Fletcher | McFarland | Williams | Biggers |
| March 10, 2017 | RHODE ISLAND-2 | Arledge | Spanberger | Bonfield | Koch | Fletcher | Shaddy | Gosser | Biggers | Wilson |
| March 12, 2017 | RHODE ISLAND | Arledge | Spanberger | Bonfield | Koch | Fletcher | Shaddy | Lee | Biggers | Wilson |
| March 14, 2017 | ALCORN STATE | Arledge | Cole | Bonfield | Koch | McFarland | Burch | Williams | Gosser | Wilson |
| March 15, 2017 | ALCORN STATE | Arledge | Spanberger | Bonfield | Koch | Fletcher | McFarland | Burch | Williams | Biggers |
| March 17, 2017 | MISSISSIPPI STATE* | Arledge | Spanberger | Bonfield | Koch | Fletcher | Shaddy | Burch | Williams | Biggers |
| March 18, 2017 | MISSISSIPPI STATE* | Arledge | Spanberger | Bonfield | Koch | Fletcher | Shaddy | Burch | Cole | Biggers |
| March 19, 2017 | MISSISSIPPI STATE* | Arledge | Spanberger | Bonfield | Koch | Shaddy | Fletcher | McFarland | Cole | Biggers |
| March 22, 2017 | NEW ORLEANS | Arledge | Spanberger | Bonfield | Koch | Shaddy | Cole | Gates | McFarland | Biggers |
| March 24, 2017 | at Missouri* | Arledge | Spanberger | Bonfield | Koch | Fletcher | Shaddy | Cole | Gates | Biggers |
| March 25, 2017 | at Missouri* | Arledge | Spanberger | Bonfield | Koch | Fletcher | Shaddy | Burch | Kenley | Biggers |
| March 26, 2017 | at Missouri* | Arledge | Spanberger | Bonfield | Koch | Fletcher | Shaddy | Cole | McFarland | Biggers |
| March 31, 2017 | at Alabama* | Arledge | Spanberger | Bonfield | Koch | Fletcher | Shaddy | Cole | Gates | Biggers |
| April 1, 2017 | at Alabama* | Arledge | Spanberger | Bonfield | Koch | Fletcher | Shaddy | Williams | McFarland | Biggers |
| April 2, 2017 | at Alabama* | Arledge | Spanberger | Bonfield | Koch | Fletcher | Shaddy | Cole | Gates | Biggers |
| April 4, 2017 | GRAND CANYON-1 | Arledge | Spanberger | Bonfield | Koch | Gates | Shaddy | Cole | Lee | Biggers |
| April 5, 2017 | GRAND CANYON-2 | Spanberger | Bonfield | Koch | Fletcher | Shaddy | Gates | McFarland | Gosser | Kenley |
| April 7, 2017 | LSU* | Arledge | Spanberger | Bonfield | Koch | Fletcher | Shaddy | Gates | Cole | Biggers |
| April 8, 2017 | LSU* | Arledge | Spanberger | Bonfield | Koch | Fletcher | Shaddy | Gates | Cole | Biggers |
| April 9, 2017 | LSU* | Arledge | Spanberger | Bonfield | Koch | Fletcher | Shaddy | Gates | Cole | Biggers |
| April 11, 2017 | at Missouri State | Arledge | Spanberger | Bonfield | Koch | Shaddy | Gates | Williams | McFarland | Biggers |
| April 13, 2017 | GEORGIA* | Arledge | Spanberger | Bonfield | Koch | Shaddy | Gates | McFarland | Fletcher | Biggers |
| April 14, 2017 | GEORGIA* | Arledge | Spanberger | Bonfield | Koch | Shaddy | Gates | Cole | Fletcher | Biggers |
| April 15, 2017 | GEORGIA* | Lee | Spanberger | Bonfield | Koch | Gates | Shaddy | Cole | Fletcher | Biggers |
| April 18, 2017 | MEMPHIS | Arledge | Spanberger | Bonfield | Koch | Gates | Shaddy | Cole | Fletcher | Biggers |
| April 19, 2017 | MEMPHIS% | Arledge | Spanberger | Bonfield | Gates | Shaddy | Cole | Fletcher | Gosser | Biggers |
| April 21, 2017 | at Auburn* | Arledge | Spanberger | Bonfield | Koch | Gates | Shaddy | Cole | Fletcher | Biggers |
| April 22, 2017 | at Auburn* | Arledge | Spanberger | Bonfield | Gates | Koch | Cole | Shaddy | Fletcher | Biggers |
| April 23, 2017 | at Auburn* | Arledge | Spanberger | Bonfield | Gates | Koch | Cole | Shaddy | Fletcher | Biggers |
| April 25, 2017 | vs. Kansas State@ | Arledge | Spanberger | Bonfield | Koch | Gates | Shaddy | Cole | McFarland | Biggers |
| April 27, 2017 | OLE MISS* | Arledge | Spanberger | Bonfield | Koch | Gates | Shaddy | Cole | Fletcher | Biggers |
| April 28, 2017 | OLE MISS-1* | Arledge | Spanberger | Bonfield | Shaddy | Gates | Cole | Koch | McFarland | Biggers |
| April 28, 2017 | OLE MISS-2* | Cole | Spanberger | Bonfield | Koch | Shaddy | Gates | Arledge | Lee | Biggers |
| May 4, 2017 | at Tennessee* | Cole | Spanberger | Bonfield | Koch | Gates | Shaddy | Fletcher | Arledge | Biggers |
| May 6, 2017 | at Tennessee* | Cole | Spanberger | Bonfield | Koch | Gates | Shaddy | Fletcher | Arledge | Biggers |
| May 12, 2017 | VANDERBILT* | Arledge | Spanberger | Bonfield | Koch | Gates | Shaddy | Cole | Fletcher | Biggers |
| May 13, 2017 | VANDERBILT* | Arledge | Spanberger | Bonfield | Koch | Gates | Shaddy | Gosser | Fletcher | Biggers |
| May 14, 2017 | VANDERBILT* | Arledge | Spanberger | Bonfield | Koch | Gates | Shaddy | Cole | Fletcher | Biggers |
| May 18, 2017 | at Texas A&M* | Arledge | Spanberger | Bonfield | Koch | Cole | Shaddy | Fletcher | Biggers | Kenley |
| May 19, 2017 | at Texas A&M* | Arledge | Spanberger | Bonfield | Koch | Fletcher | Shaddy | Cole | Gates | Biggers |
| May 20, 2017 | at Texas A&M* | Cole | Spanberger | Bonfield | Koch | Fletcher | Shaddy | Biggers | Arledge | Burch |
| May 25, 2017 | vs. Mississippi State# | Cole | Spanberger | Bonfield | Koch | Fletcher | Shaddy | Biggers | Arledge | Kenley |
| May 25, 2017 | vs. Auburn# | Cole | Spanberger | Bonfield | Fletcher | Shaddy | Biggers | Koch | Gates | Arledge |
| May 26, 2017 | vs. Mississippi State# | Cole | Spanberger | Bonfield | Fletcher | Shaddy | Biggers | Koch | Gates | Arledge |
| May 27, 2017 | vs. Florida# | Cole | Spanberger | Bonfield | Fletcher | Shaddy | Biggers | Koch | Gates | Arledge |
| May 28, 2017 | vs. LSU# | Cole | Spanberger | Bonfield | Fletcher | Shaddy | Biggers | Koch | Gates | Arledge |
| June 2, 2017 | ORAL ROBERTS+ | Koch | Spanberger | Shaddy | Kenley | Biggers | Arledge | Fletcher | Cole | Bonfield |
| June 3, 2017 | MISSOURI STATE+ | Cole | Spanberger | Bonfield | Fletcher | Shaddy | Biggers | Koch | Arledge | Kenley |
| June 4, 2017 | ORAL ROBERTS+ | Cole | Spanberger | Bonfield | Fletcher | Biggers | Shaddy | Gates | Koch | Arledge |
| June 4, 2017 | MISSOURI STATE+ | Cole | Spanberger | Bonfield | Fletcher | Biggers | Shaddy | Gates | Koch | Arledge |
| June 5, 2017 | MISSOURI STATE+ | Cole | Spanberger | Bonfield | Fletcher | Biggers | Shaddy | Gates | Koch | Arledge |

^ - Frisco College Classic (Frisco, Texas) • * - SEC Game • % - Played at Dickey-Stephens Park (North Little Rock, Ark.)

@ - Played at Kauffman Stadium (Kansas City, Mo.) • # - SEC Tournament (Hoover, Ala.) • + - NCAA Fayetteville Regional (Fayetteville, Ark.)

2017 STATISTICS

2017 RAZORBACK HOME RUN CHART

| No. | Player | Gm# | Date | Opponent | Pitcher | On Base | Inn | Outs | Count | Score | Final |
|-----|--------------|-----|--------|----------------------|--------------|---------|-----|------|-------|-------|---------|
| 1. | D. Fletcher | 1 | Feb 17 | Miami | ALMQUIST | *0... | 7 | 0 | 1-1 | 6-0 | W 7-0 |
| 2. | C Spanberger | 3 | Feb 19 | Miami | HARTWIG | 0... | 2 | 1 | 0-0 | 0-0 | W 11-1 |
| 3. | E. Cole | 3 | Feb 19 | Miami | HARTWIG | *0... | 3 | 0 | 1-2 | 1-0 | W 11-1 |
| 4. | G. Koch | 3 | Feb 19 | Miami | ALMQUIST | ..2. | 5 | 1 | 1-0 | 3-1 | W 11-1 |
| 5. | G. Koch | 4 | Feb 24 | Bryant | PALMIERI | *0... | 8 | 0 | 1-0 | 10-7 | W 11-8 |
| 6. | C. Shaddy | 5 | Feb 25 | Bryant | THEETGE | ..1. | 2 | 0 | 2-1 | 0-0 | W 13-7 |
| 7. | J. Arledge | 5 | Feb 25 | Bryant | LACEY | 0... | 7 | 2 | 0-2 | 11-3 | W 13-7 |
| 8. | J. Arledge | 6 | Feb 26 | Bryant | MORGESE | ..1. | 6 | 2 | 0-1 | 4-5 | W 16-6 |
| 9. | C. Shaddy | 7 | Feb 28 | at Louisiana Tech | Harris, N. | ..1. | 9 | 0 | 0-1 | 1-4 | L 3-4 |
| 10. | G. Koch | 8 | Mar 01 | at Louisiana Tech | Miller, M | ..2. | 5 | 0 | 0-1 | 4-10 | W 13-10 |
| 11. | J. Biggers | 8 | Mar 01 | at Louisiana Tech | Miller, M | 0... | 5 | 2 | 1-0 | 7-10 | W 13-10 |
| 12. | L. Bonfield | 8 | Mar 01 | at Louisiana Tech | Miller, M | *0... | 7 | 0 | 3-2 | 8-10 | W 13-10 |
| 13. | J. McFarland | 8 | Mar 01 | at Louisiana Tech | Hamilton, Z. | ..1. | 7 | 2 | 3-2 | 10-10 | W 13-10 |
| 14. | D. Fletcher | 8 | Mar 01 | at Louisiana Tech | Linck | 0... | 9 | 1 | 0-2 | 12-10 | W 13-10 |
| 15. | G. Koch | 10 | Mar 04 | vs Nebraska | Tillotson, P | ...3 | 5 | 2 | 1-0 | 7-2 | W 15-5 |
| 16. | G. Koch | 12 | Mar 07 | ULM | Hendrix, C. | ..1. | 3 | 1 | 0-1 | 3-0 | W 12-3 |
| 17. | C. Shaddy | 12 | Mar 07 | ULM | Schwaner, T. | ..1. | 3 | 1 | 0-0 | 5-0 | W 12-3 |
| 18. | D. Fletcher | 14 | Mar 08 | ULM | Backofen, K. | ..2. | 1 | 2 | 0-0 | 0-0 | W 11-2 |
| 19. | D. Fletcher | 15 | Mar 10 | Rhode Island | Wilson | 0... | 2 | 2 | 1-1 | 0-0 | W 5-2 |
| 20. | L. Bonfield | 15 | Mar 10 | Rhode Island | Robinson | *0... | 7 | 0 | 0-1 | 4-2 | W 5-2 |
| 21. | J. Arledge | 16 | Mar 10 | Rhode Island | N.Johnson | *0... | 5 | 0 | 3-2 | 1-0 | W 3-2 |
| 22. | C Spanberger | 19 | Mar 15 | Alcorn State | D. Belmont | ..1. | 1 | 0 | 3-2 | 0-0 | W 11-3 |
| 23. | L. Bonfield | 19 | Mar 15 | Alcorn State | D. Belmont | 0... | 1 | 0 | 1-0 | 2-0 | W 11-3 |
| 24. | J. McFarland | 19 | Mar 15 | Alcorn State | D. Belmont | ..1. | 1 | 1 | 1-0 | 3-0 | W 11-3 |
| 25. | D. Fletcher | 19 | Mar 15 | Alcorn State | D. Belmont | ..1. | 5 | 0 | 0-0 | 7-2 | W 11-3 |
| 26. | L. Bonfield | 20 | Mar 17 | Mississippi State | K Pilkington | ..1. | 1 | 1 | 2-1 | 0-1 | W 3-1 |
| 27. | G. Koch | 20 | Mar 17 | Mississippi State | K Pilkington | 0... | 6 | 1 | 0-0 | 2-1 | W 3-1 |
| 28. | C. Shaddy | 21 | Mar 18 | Mississippi State | P Plumlee | ..1. | 2 | 0 | 1-1 | 0-1 | W 5-4 |
| 29. | C Spanberger | 21 | Mar 18 | Mississippi State | P Plumlee | ..2. | 2 | 2 | 2-2 | 2-1 | W 5-4 |
| 30. | C. Shaddy | 22 | Mar 19 | Mississippi State | G Ashcraft | 0... | 7 | 2 | 1-0 | 5-1 | W 6-1 |
| 31. | G. Koch | 23 | Mar 22 | New Orleans | Griffin, W. | ..1. | 5 | 0 | 3-2 | 1-0 | W 5-2 |
| 32. | J. Biggers | 23 | Mar 22 | New Orleans | Taylor, J. | 0... | 8 | 2 | 2-2 | 4-2 | W 5-2 |
| 33. | C Spanberger | 25 | Mar 25 | at Missouri | PLASSMEYER | 0... | 3 | 2 | 1-1 | 0-1 | L 2-7 |
| 34. | D. Fletcher | 26 | Mar 26 | at Missouri | TOELKEN | *0... | 2 | 0 | 2-1 | 0-1 | W 9-8 |
| 35. | G. Koch | 26 | Mar 26 | at Missouri | BARTLETT | ..2. | 4 | 2 | 0-1 | 4-1 | W 9-8 |
| 36. | C. Shaddy | 26 | Mar 26 | at Missouri | BARTLETT | *0... | 5 | 0 | 0-1 | 7-3 | W 9-8 |
| 37. | L. Bonfield | 27 | Mar 31 | at Alabama | Walters | ..1. | 3 | 0 | 0-0 | 0-1 | W 7-1 |
| 38. | J. Gates | 30 | Apr 04 | Grand Canyon | Smith, J | *0... | 3 | 0 | 0-1 | 3-0 | W 11-2 |
| 39. | E. Cole | 30 | Apr 04 | Grand Canyon | Smith, J | ..1. | 3 | 0 | 3-1 | 4-0 | W 11-2 |
| 40. | C. Shaddy | 31 | Apr 05 | Grand Canyon | Hansen, T | 0... | 2 | 1 | 1-1 | 0-0 | W 6-1 |
| 41. | E. Cole | 32 | Apr 07 | LSU | Lange | 0... | 2 | 1 | 2-1 | 0-0 | W 9-3 |
| 42. | J. Gates | 32 | Apr 07 | LSU | Reynolds | ..1. | 6 | 2 | 0-0 | 4-0 | W 9-3 |
| 43. | C Spanberger | 32 | Apr 07 | LSU | Frederick | ..2. | 7 | 0 | 3-2 | 6-1 | W 9-3 |
| 44. | C Spanberger | 33 | Apr 08 | LSU | Poche' | ..2. | 2 | 2 | 0-0 | 2-1 | L 8-10 |
| 45. | G. Koch | 33 | Apr 08 | LSU | Poche' | *0... | 3 | 0 | 2-0 | 5-1 | L 8-10 |
| 46. | C Spanberger | 36 | Apr 13 | Georgia | Brown, B. | 0... | 1 | 1 | 0-0 | 0-0 | W 14-4 |
| 47. | C. Shaddy | 36 | Apr 13 | Georgia | Brown, B. | ..1. | 3 | 0 | 2-0 | 3-1 | W 14-4 |
| 48. | L. Bonfield | 36 | Apr 13 | Georgia | Locey | ..2. | 3 | 2 | 0-0 | 7-1 | W 14-4 |
| 49. | J. Biggers | 36 | Apr 13 | Georgia | Locey | *0... | 5 | 0 | 2-1 | 10-1 | W 14-4 |
| 50. | A. Gosser | 36 | Apr 13 | Georgia | Shepard | 0... | 8 | 1 | 2-0 | 13-4 | W 14-4 |
| 51. | L. Bonfield | 37 | Apr 14 | Georgia | Smith | ..1. | 7 | 2 | 1-0 | 1-2 | W 5-4 |
| 52. | C Spanberger | 38 | Apr 15 | Georgia | Adkins | ..2. | 2 | 1 | 3-2 | 4-1 | W 11-3 |
| 53. | C Spanberger | 40 | Apr 19 | Memphis | HICKS | ..1. | 5 | 1 | 1-2 | 0-0 | W 2-0 |
| 54. | J. Gates | 42 | Apr 22 | at Auburn | Daniel, D. | ..1. | 3 | 2 | 1-1 | 1-3 | W 7-3 |
| 55. | J. Gates | 45 | Apr 27 | Ole Miss | J. McArthur | *0... | 5 | 0 | 1-1 | 0-2 | L 1-9 |
| 56. | G. Koch | 46 | Apr 28 | Ole Miss | R. Rolison | 0... | 5 | 1 | 3-2 | 0-4 | L 1-4 |
| 57. | G. Koch | 47 | Apr 28 | Ole Miss | D. Parkinson | ..1. | 3 | 2 | 2-0 | 0-3 | W 7-4 |
| 58. | C Spanberger | 47 | Apr 28 | Ole Miss | D. Parkinson | 0... | 5 | 2 | 0-1 | 2-3 | W 7-4 |
| 59. | D. Fletcher | 48 | May 04 | at Tennessee | MARTIN, H. | 0... | 6 | 2 | 1-0 | 3-3 | L 4-5 |
| 60. | D. Fletcher | 49 | May 06 | at Tennessee | STALLINGS | 0... | 5 | 1 | 0-0 | 0-0 | W 2-0 |
| 61. | L. Bonfield | 50 | May 12 | Vanderbilt | Raby | 0... | 1 | 2 | 1-0 | 0-0 | W 4-3 |
| 62. | D. Fletcher | 50 | May 12 | Vanderbilt | Raby | ..1. | 7 | 1 | 0-0 | 1-3 | W 4-3 |
| 63. | G. Koch | 51 | May 13 | Vanderbilt | Fellows | 0... | 9 | 2 | 1-0 | 1-6 | L 2-6 |
| 64. | G. Koch | 52 | May 14 | Vanderbilt | Day | ..1. | 1 | 2 | 1-2 | 0-0 | W 7-1 |
| 65. | D. Fletcher | 52 | May 14 | Vanderbilt | Conger | *0... | 6 | 0 | 0-0 | 4-1 | W 7-1 |
| 66. | C Spanberger | 52 | May 14 | Vanderbilt | Conger | ..1. | 6 | 1 | 2-1 | 5-1 | W 7-1 |
| 67. | J. Biggers | 53 | May 18 | at Texas A&M | CHAFIN | ..1. | 8 | 0 | 0-0 | 2-3 | W 6-4 |
| 68. | C Spanberger | 53 | May 18 | at Texas A&M | KILKENNY | ..1. | 10 | 2 | 3-2 | 4-4 | W 6-4 |
| 69. | C Spanberger | 55 | May 20 | at Texas A&M | KOLEK | *0... | 5 | 0 | 0-1 | 3-0 | W 8-0 |
| 70. | C Spanberger | 55 | May 20 | at Texas A&M | DOXAKIS | 0... | 8 | 2 | 3-2 | 7-0 | W 8-0 |
| 71. | L. Bonfield | 56 | May 25 | vs Mississippi State | D McQuary | ..1. | 1 | 1 | 0-1 | 0-0 | L 3-4 |
| 72. | C Spanberger | 57 | May 25 | vs Auburn | Daniel, D. | 0... | 1 | 1 | 2-0 | 0-0 | W 12-0 |
| 73. | C Spanberger | 57 | May 25 | vs Auburn | Daniel, D. | ..1. | 3 | 1 | 1-0 | 1-0 | W 12-0 |
| 74. | C Spanberger | 57 | May 25 | vs Auburn | Mitchell, A. | ...3 | 4 | 2 | 0-1 | 4-0 | W 12-0 |
| 75. | D. Fletcher | 58 | May 26 | vs Mississippi State | Billingsley | *0... | 6 | 0 | 0-1 | 1-1 | W 9-2 |
| 76. | C Spanberger | 59 | May 27 | vs Florida | Singer | ..1. | 1 | 0 | 2-2 | 0-0 | W 16-0 |
| 77. | E. Cole | 59 | May 27 | vs Florida | Singer | ..1. | 2 | 0 | 0-1 | 5-0 | W 16-0 |
| 78. | C Spanberger | 59 | May 27 | vs Florida | Singer | 0... | 2 | 0 | 0-2 | 7-0 | W 16-0 |
| 79. | D. Fletcher | 59 | May 27 | vs Florida | Baker | ..1. | 4 | 0 | 1-0 | 8-0 | W 16-0 |
| 80. | E. Cole | 60 | May 28 | vs LSU | Walker | 0... | 3 | 1 | 1-1 | 0-0 | L 2-4 |
| 81. | C Spanberger | 63 | Jun 04 | Oral Roberts | T. McCutchin | 0... | 7 | 2 | 3-2 | 3-3 | W 4-3 |
| 82. | J. Gates | 64 | Jun 04 | at Missouri State | Fromson, J. | ..1. | 8 | 1 | 2-2 | 9-8 | W 11-10 |
| 83. | J. Gates | 65 | Jun 05 | Missouri State | Still, D. | 0... | 5 | 1 | 1-0 | 0-1 | L 2-3 |

2017 STATISTICS

MISCELLANEOUS STATS

| Hitting Streaks | Longest | Current | Reached Base Streaks | Longest | Current | Multiple Hit Games | 2 | 3 | 4 | 5+ | Tot |
|---------------------|---------|---------|----------------------|---------|---------|---------------------|-----|----|---|----|-----|
| 15 Jake Arledge | 14 | - | 20 Carson Shaddy | 19 | - | 17 Luke Bonfield | 18 | 6 | - | - | 24 |
| 24 Chad Spanberger | 12 | - | 15 Jake Arledge | 15 | 5 | 24 Chad Spanberger | 17 | 4 | 2 | - | 23 |
| 8 Eric Cole | 12 | 3 | 9 Jax Biggers | 14 | - | 9 Jax Biggers | 16 | 6 | 1 | - | 23 |
| 9 Jax Biggers | 9 | - | 24 Chad Spanberger | 14 | 14 | 28 Dominic Fletcher | 12 | 6 | - | - | 18 |
| 33 Grant Koch | 8 | - | 28 Dominic Fletcher | 13 | - | 15 Jake Arledge | 12 | 4 | - | - | 16 |
| 20 Carson Shaddy | 8 | - | 33 Grant Koch | 13 | - | 8 Eric Cole | 11 | 3 | 1 | - | 15 |
| 28 Dominic Fletcher | 8 | - | 8 Eric Cole | 12 | 3 | 20 Carson Shaddy | 12 | 3 | - | - | 15 |
| 17 Luke Bonfield | 7 | - | 17 Luke Bonfield | 11 | - | 33 Grant Koch | 11 | 3 | 1 | - | 15 |
| 3 Jared Gates | 5 | 4 | 3 Jared Gates | 9 | 8 | 13 Jordan McFarland | 6 | 1 | - | - | 7 |
| 13 Jordan McFarland | 4 | - | 27 Evan Lee | 7 | - | 3 Jared Gates | 3 | 2 | - | - | 5 |
| 27 Evan Lee | 4 | - | 6 Hunter Wilson | 5 | - | 27 Evan Lee | 3 | 1 | - | - | 4 |
| 6 Hunter Wilson | 4 | - | 13 Jordan McFarland | 5 | 1 | 42 Jaxon Williams | 3 | - | - | - | 3 |
| 42 Jaxon Williams | 4 | - | 42 Jaxon Williams | 4 | - | 6 Hunter Wilson | 1 | 1 | - | - | 2 |
| 44 Alex Gosser | 3 | - | 44 Alex Gosser | 3 | - | 44 Alex Gosser | 2 | - | - | - | 2 |
| 4 Matt Burch | 2 | - | 7 Jack Kenley | 2 | 2 | 4 Matt Burch | 1 | - | - | - | 1 |
| 7 Jack Kenley | 2 | 2 | 4 Matt Burch | 2 | - | 7 Jack Kenley | 1 | - | - | - | 1 |
| | | | 36 Cannon Chadwick | 1 | 1 | TEAM | 129 | 40 | 5 | 0 | 174 |

STARTERS SUMMARY

| Player | GS | p | c | 1b | 2b | 3b | ss | lf | cf | rf | of | dh | 1st | 2nd | 3rd | 4th | 5th | 6th | 7th | 8th | 9th |
|------------|----|----|----|----|----|----|----|----|----|----|----|----|-----|-----|-----|-----|-----|-----|-----|-----|-----|
| Bonfield | 64 | . | . | . | . | . | . | 36 | . | . | . | 28 | . | 1 | 63 | . | . | . | . | . | . |
| Koch | 63 | . | 59 | . | . | . | . | . | . | . | . | 4 | . | . | 1 | 51 | 2 | . | 6 | 3 | . |
| Biggers | 62 | . | . | . | . | . | 62 | . | . | . | . | . | 2 | . | . | 3 | 5 | 5 | 8 | 39 | . |
| Shaddy | 62 | . | . | . | 56 | 5 | . | . | . | . | . | 1 | . | . | . | 14 | 45 | 2 | . | . | . |
| Arledge | 59 | . | . | . | . | . | 27 | 7 | 25 | . | . | 41 | 3 | . | . | . | . | 1 | 7 | 7 | . |
| Spanberger | 58 | . | . | 48 | . | 7 | . | . | 3 | . | . | 1 | 51 | . | . | . | . | 5 | 1 | . | . |
| Fletcher | 56 | . | . | . | . | . | . | 56 | . | . | . | . | . | . | 9 | 30 | 2 | 4 | 11 | . | . |
| Cole | 51 | . | . | . | . | . | 1 | 1 | 35 | 14 | 21 | 5 | . | . | 2 | 5 | 13 | 5 | . | . | . |
| Gates | 35 | . | . | . | . | 35 | . | . | . | . | . | . | . | . | 3 | 11 | 5 | 8 | 8 | . | . |
| McFarland | 19 | . | . | 16 | . | . | . | . | . | . | 3 | . | . | . | . | 1 | 1 | 8 | 9 | . | . |
| Knight | 16 | 16 | . | . | . | . | . | . | . | . | . | . | . | . | . | . | . | . | . | . | . |
| Stephan | 16 | 16 | . | . | . | . | . | . | . | . | . | . | . | . | . | . | . | . | . | . | . |
| Wilson | 10 | . | . | . | . | 9 | 1 | . | . | . | . | . | . | . | . | . | . | . | . | 10 | . |
| Murphy | 10 | 10 | . | . | . | . | . | . | . | . | . | . | . | . | . | . | . | . | . | . | . |
| Williams | 10 | . | . | . | 8 | . | . | . | . | . | 2 | . | . | . | . | . | . | 3 | 5 | 2 | . |
| Lee | 9 | 1 | . | . | . | . | . | . | 1 | . | 7 | 1 | 2 | . | . | 1 | . | 2 | 2 | . | . |
| Alberius | 9 | 9 | . | . | . | . | . | . | . | . | . | . | . | . | . | . | . | . | . | . | . |
| Burch | 7 | . | . | . | 3 | . | . | . | . | . | 4 | . | . | . | . | . | 1 | 4 | 1 | 1 | . |
| Gosser | 6 | . | 5 | . | . | . | . | . | . | . | 1 | . | . | . | . | . | . | 3 | 3 | . | . |
| Kenley | 6 | . | . | . | 5 | 1 | . | . | . | . | . | . | . | . | . | . | . | . | 1 | 5 | . |
| Taccolini | 5 | 5 | . | . | . | . | . | . | . | . | . | . | . | . | . | . | . | . | . | . | . |
| Kopps | 5 | 5 | . | . | . | . | . | . | . | . | . | . | . | . | . | . | . | . | . | . | . |
| Loseke | 2 | 2 | . | . | . | . | . | . | . | . | . | . | . | . | . | . | . | . | . | . | . |

| Multiple RBI Games | 2 | 3 | 4 | 5+ | Tot |
|---------------------|----|----|---|----|-----|
| 24 Chad Spanberger | 7 | 7 | 1 | 2 | 17 |
| 17 Luke Bonfield | 9 | 6 | - | - | 15 |
| 33 Grant Koch | 4 | 5 | 2 | - | 11 |
| 20 Carson Shaddy | 7 | 2 | - | 1 | 10 |
| 9 Jax Biggers | 5 | 5 | - | - | 10 |
| 8 Eric Cole | 9 | - | - | - | 9 |
| 28 Dominic Fletcher | 4 | 1 | 2 | - | 7 |
| 15 Jake Arledge | 4 | 1 | - | - | 5 |
| 3 Jared Gates | 5 | - | - | - | 5 |
| 13 Jordan McFarland | - | 2 | - | - | 2 |
| 27 Evan Lee | 1 | 1 | - | - | 2 |
| 42 Jaxon Williams | - | 1 | - | 1 | 2 |
| 44 Alex Gosser | 1 | - | - | - | 1 |
| 6 Hunter Wilson | 1 | - | - | - | 1 |
| TEAM | 57 | 31 | 5 | 4 | 97 |



Chad Spanberger led the team with 17 multi-RBI games, including two games with five or more RBIs. His seven-RBI game against Auburn in the SEC Tournament on May 25 was a single-game tournament record and was part of a three-home run day for the junior. It was also the most RBIs in a game for a Razorback since Brett Eibner plated seven against Grambling State in the 2010 NCAA Fayetteville Regional.

2017 SEC FINAL STANDINGS

Eastern Division

| School | SEC | Pct. | GB | All | Pct. | Last 10 | Streak |
|----------------|---------|------|------|---------|------|---------|--------|
| Florida# | 21-9 | .700 | -- | 50-19 | .725 | 7-3 | W1 |
| Kentucky | 19-11 | .633 | 2.0 | 43-23 | .652 | 5-5 | L2 |
| Vanderbilt | 15-13-1 | .534 | 5.0 | 36-25-1 | .589 | 5-4-1 | L2 |
| Missouri | 14-16 | .467 | 7.0 | 36-23 | .610 | 7-3 | L2 |
| South Carolina | 13-17 | .433 | 8.0 | 35-25 | .583 | 5-5 | L1 |
| Georgia | 11-19 | .367 | 10.0 | 25-32 | .439 | 7-3 | L2 |
| Tennessee | 7-21 | .250 | 13.0 | 27-25 | .519 | 3-7 | L3 |

Western Division

| School | SEC | Pct. | GB | All | Pct. | Last 10 | Streak |
|-------------------|--------|------|------|---------|------|---------|--------|
| LSU#^ | 21-9 | .700 | -- | 52-18 | .743 | 9-1 | W3 |
| Arkansas | 18-11 | .621 | 2.5 | 45-19 | .703 | 6-4 | L1 |
| Mississippi State | 17-13 | .567 | 4.0 | 40-27 | .597 | 5-5 | L2 |
| Auburn | 16-14 | .533 | 5.0 | 37-26 | .587 | 5-5 | L2 |
| Texas A&M | 16-14 | .533 | 5.0 | 41-23 | .641 | 6-4 | L2 |
| Ole Miss | 14-16 | .467 | 7.0 | 32-25 | .561 | 3-7 | L1 |
| Alabama | 5-24-1 | .172 | 15.5 | 19-34-1 | .358 | 4-5-1 | T1 |

- SEC Co-Champion • ^ - SEC Tournament Champion

2017 SEC HONORS

Player of the Year: Brent Rooker, Mississippi St.

Pitcher of the Year: Sean Hjelle, Kentucky

Freshman of the Year: Braden Shewmake, Texas A&M

Coach of the Year: Nick Mingione, Kentucky

Scholar-Athlete of the Year: Zach Logue, Kentucky

All-SEC First Team

| | |
|--------|-------------------------------|
| C: | Grant Koch, Arkansas |
| 1B: | Brent Rooker, Mississippi St. |
| 2B: | Braden Shewmake, Texas A&M |
| 3B: | Jordan Rodgers, Tennessee |
| SS: | Ryan Gridley, Mississippi St. |
| OF: | Greg Deichmann, LSU |
| OF: | Tristan Pompey, Kentucky |
| OF: | Jeren Kendall, Vanderbilt |
| DH/UT: | Michael Curry, Georgia |
| SP: | Kyle Wright, Vanderbilt |
| *SP: | Sean Hjelle, Kentucky |
| *SP: | Alex Lange, LSU |
| RP: | Logan Salow, Kentucky |

All-SEC Second Team

| | |
|--------|------------------------------|
| C: | Troy Squires, Kentucky |
| 1B: | Evan White, Kentucky |
| 2B: | Riley Mahan, Kentucky |
| 3B: | Colby Bortles, Ole Miss |
| *SS: | Kramer Robertson, LSU |
| *SS: | Jax Biggers, Arkansas |
| OF: | Jonah Todd, Auburn |
| OF: | Jake Mangum, Mississippi St. |
| DH/UT: | JJ Schwarz, Florida |
| SP: | Alex Faedo, Florida |
| SP: | Brady Singer, Florida |
| RP: | Michael Byrne, Florida |

* - Denotes a tie in voting. Ties are not broken.

All-Freshman Team

| | |
|--------|-------------------------------|
| C: | Hunter Coleman, Texas A&M |
| 1B: | Andrew Lipcius, Tennessee |
| 2B: | Braden Shewmake, Texas A&M |
| 3B: | Josh Smith, LSU |
| SS: | Cam Shepherd, Georgia |
| OF: | Carlos Cortes, South Carolina |
| OF: | Zach Watson, LSU |
| OF: | Dominic Fletcher, Arkansas |
| DH/UT: | Logan Foster, Texas A&M |
| SP: | Ryan Rolison, Ole Miss |
| SP: | Eric Walker, LSU |
| RP: | T.J. Sikkema, Missouri |

All-Defensive Team

| | |
|-----|------------------------------|
| C: | Michael Papierski, LSU |
| 1B: | Evan White, Kentucky |
| 2B: | Deacon Liput, Florida |
| 3B: | Josh Smith, LSU |
| SS: | Dalton Guthrie, Florida |
| OF: | Jeren Kendall, Vanderbilt |
| OF: | Jonah Todd, Auburn |
| OF: | Jake Mangum, Mississippi St. |
| P: | Brigham Hill, Texas A&M |

SEC Player of the Week

| | |
|----------|--|
| Week 1: | Ryan Olenek, Ole Miss |
| Week 2: | Brent Rooker, Mississippi St. |
| Week 3: | Riley Mahan, Kentucky |
| Week 4: | Cole Freeman, LSU/Robbie Glendinning, Missouri |
| Week 5: | Antoine Duplantis, LSU |
| Week 6: | Jeren Kendall, Vanderbilt |
| Week 7: | Brent Rooker, Mississippi St. |
| Week 8: | Brent Rooker, Mississippi St. |
| Week 9: | Luke Bonfield, Arkansas |
| Week 10: | Josh Anthony, Auburn/Riley Mahan, Kentucky |
| Week 11: | Jonah Todd, Auburn |
| Week 12: | Chandler Taylor, Alabama |
| Week 13: | Riley Mahan, Kentucky |
| Week 14: | Kramer Robertson, LSU |

2017 SEC TOURNAMENT

Tuesday, May 23

| | | |
|--------|-----------|---------------------------------------|
| Game 1 | 9:30 a.m. | #11 South Carolina 7, #6 Vanderbilt 4 |
| Game 2 | 1 p.m. | #10 Missouri 12, #7 Texas A&M 7 |
| Game 3 | 4:30 p.m. | #8 Auburn 5, #9 Ole Miss 4 |

Wednesday, May 24

| | | |
|--------|-----------|-------------------------------------|
| Game 4 | 9:30 a.m. | #5 Mississippi St. 5, #12 Georgia 0 |
| Game 5 | 1 p.m. | #3 Kentucky 7, #11 South Carolina 2 |
| Game 6 | 4:30 p.m. | #2 LSU 10, #10 Missouri 3 |
| Game 7 | 9:45 p.m. | #1 Florida 5, #8 Auburn 4 |

Thursday, May 25

| | | |
|---------|-----------|---------------------------------------|
| Game 8 | 9:30 a.m. | #5 Mississippi St. 4, #4 Arkansas 3 |
| Game 9 | 1 p.m. | #11 South Carolina 10, #10 Missouri 2 |
| Game 10 | 4:30 p.m. | #4 Arkansas 12, #8 Auburn 0 |
| Game 11 | 9:25 p.m. | #2 LSU 10, #3 Kentucky 0 |

Friday, May 26

| | | |
|---------|-----------|-------------------------------------|
| Game 12 | 11 a.m. | #1 Florida 12, #5 Mississippi St. 3 |
| Game 13 | 3 p.m. | #11 South Carolina 3, #3 Kentucky 1 |
| Game 14 | 7:15 p.m. | #4 Arkansas 9, #5 Mississippi St. 2 |

Saturday, May 27

| | | |
|---------|--------|---------------------------------|
| Game 15 | Noon | #2 LSU 11, #11 South Carolina 0 |
| Game 16 | 4 p.m. | #4 Arkansas 16, #1 Florida 0 |

Sunday, May 28

| | | |
|---------|--------|-------------------------|
| Game 17 | 2 p.m. | #2 LSU 4, #4 Arkansas 2 |
|---------|--------|-------------------------|

SEC Pitcher of the Week

| | |
|----------|---|
| Week 1: | Jared Poche', LSU |
| Week 2: | Alex Faedo, Florida |
| Week 3: | Keegan Thompson, Auburn/Jared Poche', LSU |
| Week 4: | David Parkinson, Ole Miss |
| Week 5: | Sean Hjelle, Kentucky |
| Week 6: | Logan Salow, Kentucky |
| Week 7: | Brigham Hill, Texas A&M |
| Week 8: | Eric Walker, LSU |
| Week 9: | Kyle Wright, Vanderbilt |
| Week 10: | Alex Faedo, Florida |
| Week 11: | James McArthur, Ole Miss |
| Week 12: | Trevor Stephan, Arkansas |
| Week 13: | Alex Lange, LSU |
| Week 14: | Cole Bartlett, Missouri |

SEC Freshman of the Week

| | |
|----------|---|
| Week 1: | Braden Shewmake, Texas A&M |
| Week 2: | Justin Ammons, Tennessee |
| Week 3: | Logan Foster, Texas A&M |
| Week 4: | Drake Fellows, Vanderbilt |
| Week 5: | Will Holland, Auburn/T.J. Sikkema, Missouri |
| Week 6: | Davis Daniel, Auburn |
| Week 7: | Cam Shepherd, Georgia |
| Week 8: | Hunter Coleman, Texas A&M |
| Week 9: | Austin Langworthy, Florida |
| Week 10: | Ryan Rolison, Ole Miss |
| Week 11: | Braden Shewmake, Texas A&M |
| Week 12: | Zach Watson, LSU |
| Week 13: | Chris Cornelius, Missouri |
| Week 14: | Zach Hess, LSU/T.J. Sikkema, Missouri |

SEC TEAM STATISTICS

Batting • Sorted by Batting Average

| Team | AVG | G | AB | R | H | 2B | 3B | HR | RBI | TB | SLG% | BB | HP | SO | GDP | OB% | SF | SH | SB-ATT | PO | A | E | FLD% |
|-------------------|------|-----|-------|------|------|------|-----|-----|------|-------|------|------|-----|------|-----|------|-----|-----|----------|-------|------|-----|------|
| Kentucky | .316 | 66 | 2235 | 484 | 706 | 148 | 10 | 73 | 446 | 1093 | .489 | 310 | 92 | 415 | 46 | .416 | 28 | 57 | 63-95 | 1730 | 613 | 67 | .972 |
| LSU | .289 | 72 | 2425 | 482 | 702 | 120 | 12 | 69 | 448 | 1053 | .434 | 292 | 101 | 426 | 42 | .384 | 37 | 41 | 78-107 | 1919 | 654 | 53 | .980 |
| Arkansas | .286 | 64 | 2194 | 422 | 627 | 97 | 13 | 83 | 985 | 999 | .455 | 258 | 63 | 463 | 30 | .373 | 24 | 25 | 27-44 | 1692 | 569 | 54 | .977 |
| Mississippi State | .284 | 67 | 2282 | 373 | 648 | 116 | 15 | 59 | 339 | 971 | .426 | 223 | 75 | 561 | 40 | .363 | 28 | 35 | 75-113 | 1798 | 647 | 49 | .980 |
| Vanderbilt | .280 | 62 | 2141 | 409 | 599 | 114 | 17 | 51 | 379 | 900 | .420 | 287 | 43 | 475 | 36 | .373 | 22 | 34 | 55-81 | 1676 | 638 | 58 | .976 |
| Auburn | .274 | 63 | 2115 | 363 | 579 | 124 | 13 | 30 | 327 | 819 | .387 | 280 | 52 | 445 | 70 | .367 | 32 | 17 | 55-77 | 1686 | 649 | 59 | .975 |
| Texas A&M | .273 | 64 | 2230 | 389 | 608 | 110 | 21 | 52 | 350 | 916 | .411 | 246 | 52 | 537 | 31 | .356 | 16 | 47 | 56-86 | 1761 | 738 | 65 | .975 |
| Alabama | .263 | 54 | 1812 | 280 | 476 | 90 | 6 | 46 | 245 | 716 | .395 | 207 | 52 | 408 | 43 | .351 | 25 | 38 | 27-51 | 1454 | 598 | 61 | .971 |
| Missouri | .262 | 59 | 1993 | 347 | 522 | 109 | 11 | 52 | 311 | 809 | .406 | 277 | 45 | 514 | 28 | .360 | 30 | 22 | 75-108 | 1596 | 661 | 79 | .966 |
| South Carolina | .260 | 60 | 2019 | 305 | 524 | 95 | 8 | 58 | 280 | 809 | .401 | 218 | 49 | 383 | 34 | .343 | 17 | 34 | 35-58 | 1620 | 545 | 57 | .974 |
| Florida | .259 | 71 | 2338 | 380 | 605 | 108 | 6 | 53 | 350 | 884 | .378 | 313 | 58 | 496 | 52 | .355 | 37 | 27 | 83-113 | 1932 | 773 | 53 | .981 |
| Tennessee | .258 | 52 | 1754 | 256 | 452 | 77 | 13 | 33 | 230 | 654 | .373 | 212 | 54 | 392 | 26 | .352 | 19 | 21 | 55-77 | 1399 | 524 | 54 | .973 |
| Georgia | .257 | 57 | 1908 | 257 | 491 | 94 | 6 | 40 | 224 | 717 | .376 | 187 | 51 | 440 | 48 | .338 | 14 | 28 | 23-36 | 1507 | 546 | 82 | .962 |
| Ole Miss | .253 | 57 | 1843 | 272 | 466 | 96 | 5 | 47 | 241 | 713 | .387 | 211 | 41 | 431 | 37 | .339 | 23 | 30 | 38-61 | 1516 | 518 | 63 | .970 |
| Totals | .273 | 868 | 29289 | 5019 | 8005 | 1498 | 156 | 746 | 4555 | 12053 | .412 | 3521 | 828 | 6386 | 563 | .392 | 352 | 456 | 745-1107 | 23286 | 8673 | 854 | .977 |

CI - Missouri 4, Alabama 3, Mississippi State 2, Auburn 2, Ole Miss 2, Kentucky 2, LSU 2, Texas A&M 1, Georgia 1, Arkansas 1.

Pitching • Sorted by Earned Run Average

| Team | ERA | W-L | G | CG | SHO | SV | IP | H | R | ER | BB | SO | 2B | 3B | HR | B/AVG | WP | HP | BK | SFA | SHA |
|-------------------|------|---------|-----|----|-------|-----|--------|------|------|------|------|------|------|-----|-----|-------|-----|-----|----|-----|-----|
| Florida | 3.45 | 52-19 | 71 | 3 | 10/10 | 27 | 644.1 | 621 | 281 | 247 | 219 | 649 | 113 | 12 | 34 | .253 | 34 | 52 | 7 | 10 | 31 |
| Texas A&M | 3.48 | 41-23 | 64 | 0 | 3/3 | 16 | 587.0 | 524 | 269 | 227 | 213 | 574 | 97 | 7 | 41 | .239 | 49 | 50 | 3 | 15 | 43 |
| LSU | 3.59 | 52-20 | 72 | 6 | 10/6 | 17 | 639.2 | 540 | 281 | 255 | 273 | 626 | 99 | 5 | 60 | .229 | 55 | 45 | 4 | 12 | 28 |
| Ole Miss | 3.60 | 32-25 | 57 | 0 | 6/6 | 18 | 505.1 | 451 | 247 | 202 | 163 | 524 | 97 | 8 | 45 | .240 | 43 | 46 | 5 | 16 | 32 |
| Arkansas | 3.61 | 45-19 | 64 | 2 | 7/5 | 14 | 564.0 | 487 | 254 | 226 | 207 | 619 | 86 | 4 | 53 | .232 | 44 | 56 | 5 | 15 | 23 |
| Missouri | 3.69 | 36-23 | 59 | 7 | 6/4 | 7 | 532.0 | 449 | 272 | 218 | 192 | 505 | 81 | 7 | 45 | .228 | 28 | 69 | 8 | 16 | 30 |
| Vanderbilt | 3.71 | 36-25 | 62 | 3 | 5/3 | 12 | 558.2 | 464 | 271 | 230 | 227 | 544 | 85 | 9 | 47 | .225 | 56 | 59 | 3 | 16 | 27 |
| South Carolina | 3.72 | 35-25 | 60 | 0 | 4/4 | 20 | 540.0 | 470 | 257 | 223 | 219 | 563 | 78 | 10 | 48 | .233 | 44 | 43 | 4 | 13 | 20 |
| Kentucky | 3.84 | 43-22 | 66 | 2 | 4/3 | 16 | 576.2 | 496 | 281 | 246 | 217 | 583 | 101 | 6 | 69 | .230 | 32 | 63 | 5 | 13 | 24 |
| Tennessee | 3.98 | 27-25 | 52 | 4 | 2/2 | 8 | 466.1 | 454 | 243 | 206 | 168 | 398 | 83 | 11 | 36 | .254 | 41 | 44 | 2 | 14 | 21 |
| Auburn | 4.36 | 37-26 | 63 | 2 | 7/7 | 14 | 562.0 | 559 | 303 | 272 | 181 | 485 | 109 | 10 | 41 | .260 | 44 | 45 | 5 | 23 | 40 |
| Alabama | 4.83 | 19-34 | 54 | 0 | 1/1 | 10 | 484.2 | 516 | 306 | 260 | 260 | 421 | 86 | 6 | 27 | .276 | 88 | 35 | 9 | 23 | 27 |
| Mississippi State | 4.94 | 40-27 | 67 | 2 | 3/3 | 26 | 599.1 | 540 | 353 | 329 | 357 | 562 | 92 | 8 | 40 | .244 | 74 | 71 | 8 | 26 | 52 |
| Georgia | 5.03 | 25-32 | 57 | 1 | 5/4 | 16 | 502.1 | 504 | 313 | 281 | 237 | 477 | 97 | 7 | 45 | .260 | 70 | 53 | 4 | 17 | 33 |
| Totals | 3.97 | 520-345 | 868 | 32 | 73/61 | 221 | 7762.1 | 7075 | 3931 | 3422 | 3133 | 7530 | 1304 | 110 | 630 | .243 | 702 | 731 | 72 | 229 | 431 |


PB - Alabama 21, Texas A&M 18, Georgia 17, Auburn 15, South Carolina 11, Missouri 9, Kentucky 9, Mississippi State 9, Vanderbilt 8, Ole Miss 8, Tennessee 8, LSU 7, Arkansas 6, Florida 4
Pickoffs - Alabama 14, Florida 12, Georgia 11, Texas A&M 10, Arkansas 10, Kentucky 9, Ole Miss 9, South Carolina 8, Tennessee 7, Missouri 5, LSU 4, Auburn 4, Mississippi State 2.

Fielding • Sorted by Fielding Percentage

| Team | C | PO | A | E | FLD% | DP | SBA | CSB | SBA% | PB | CI |
|-----------------|-------|-------|------|-----|------|-----|-----|-----|------|-----|----|
| Florida | 2758 | 1932 | 773 | 53 | .981 | 60 | 28 | 22 | .560 | 4 | 0 |
| Mississippi St. | 2494 | 1798 | 647 | 49 | .980 | 44 | 54 | 18 | .750 | 9 | 2 |
| LSU | 2626 | 1919 | 654 | 53 | .980 | 47 | 54 | 30 | .643 | 7 | 2 |
| Arkansas | 2315 | 1692 | 569 | 54 | .977 | 44 | 29 | 18 | .617 | 6 | 1 |
| Vanderbilt | 2372 | 1676 | 638 | 58 | .976 | 45 | 35 | 26 | .574 | 8 | 0 |
| Auburn | 2394 | 1686 | 649 | 59 | .975 | 52 | 27 | 18 | .600 | 15 | 2 |
| Texas A&M | 2564 | 1761 | 738 | 65 | .975 | 50 | 50 | 27 | .649 | 18 | 1 |
| South Carolina | 2222 | 1620 | 545 | 57 | .974 | 50 | 51 | 21 | .708 | 11 | 0 |
| Tennessee | 1977 | 1399 | 524 | 54 | .973 | 36 | 34 | 14 | .708 | 8 | 0 |
| Kentucky | 2410 | 1730 | 613 | 67 | .972 | 45 | 17 | 18 | .486 | 9 | 2 |
| Alabama | 2113 | 1454 | 598 | 61 | .971 | 50 | 56 | 18 | .757 | 21 | 3 |
| Ole Miss | 2097 | 1516 | 518 | 63 | .970 | 39 | 28 | 23 | .549 | 8 | 2 |
| Missouri | 2336 | 1596 | 661 | 79 | .966 | 50 | 46 | 23 | .667 | 9 | 4 |
| Georgia | 2135 | 1507 | 546 | 82 | .962 | 40 | 66 | 15 | .815 | 17 | 1 |
| Totals | 32723 | 23286 | 8673 | 854 | .977 | 652 | 575 | 291 | .664 | 150 | 20 |



As a staff, Arkansas pitchers set a school record with 619 strikeouts last season, third-most in the SEC.



HISTORY AND RECORDS

PROGRAM HISTORY

Few schools in America enjoy as rich a history as that of the Arkansas Razorback baseball program. With eight College World Series appearances - including a national runner-up finish in 1979 - and 28 NCAA postseason appearances to its credit, the University of Arkansas has long been considered one of the nation's elite programs.

Entering their 96th season of play, the Razorbacks fielded their first team in 1897. Arkansas played for 24 years before seeing its team discontinued from 1930 to 1946. Hugo Bezdek, E.T. Pickering, T.T. McConnell, Claude Watts, Norman Coyle and Francis Schmidt served as coaches during the early days of the program. All but Watts and Coyle also served as head football coaches at the university.

The Razorbacks got back in the baseball business again in 1947 with Deke Brackett serving the first of three seasons as head coach. It was in 1950, with Razorback athletic trainer Bill Ferrell taking the reins, that modern day interest in the sport ignited for the first time. Though compiling only a 139-149 record during his 16-year tenure, the foundation was laid for what was to come.

Wayne Robbins took over for the popular Ferrell in 1966 and coached four seasons, going 50-51. His successor was a fiery young coach from Wisconsin who would eventually build the program into one of national prominence.

Norm DeBriyn was hired by Arkansas Athletics Director George Cole in 1970 and charged with making the Razorbacks competitive on a conference and national level. Arkansas baseball had not been a baseball-playing member of a league since dropping out of Southwest Conference play in 1926. One of DeBriyn's first tasks was to resume a SWC schedule, a feat which was accomplished in time for the 1974 season. His teams proved competitive in one of the nation's toughest baseball leagues and Arkansas would end up qualifying for 14 of the 15 SWC Tournaments held during the Razorbacks' membership in the league.

The Razorbacks became competitive on a larger scale as well under DeBriyn. Arkansas participated in its first NCAA postseason in 1973, DeBriyn's fourth season, and made its first trip to the NCAA College World Series in just his 10th campaign.

That trip to Omaha in 1979 saw the Razorbacks finish as national runners-up to Cal State Fullerton.

In his final season as coach in 2002, DeBriyn guided Arkansas to an NCAA Super Regional after winning the Wichita Regional with a perfect 3-0 mark. The Razorbacks came within two runs of advancing to their fifth NCAA College World Series, losing the Super Regional two games to one to host Clemson.

A new chapter in Arkansas baseball history began in 2003 when former Razorback player and graduate assistant coach Dave Van Horn was named head coach after DeBriyn retired. Since taking over at his alma mater, Van Horn has continued to grow the Razorback program with trips to the College World Series in 2004, 2009, 2012 and 2015, 12 NCAA Tournament berths and five super regional appearances in his first 12 seasons.



Head coach Norm DeBriyn led the Razorbacks to their first SEC title in 1999 and again in 2004. In his career, he guided Arkansas to four conference titles combined in the SWC and SEC.



With the installation of lights at George Cole Field, Arkansas was able to host its first night game and the Southwest Conference Tournament in 1985.

Facilities have played an important role in the history of Razorback baseball. Upon DeBriyn's arrival, the Razorbacks were playing games at the run-down and disheveled Washington County Fairgrounds field barely fit for pasture land. By 1975, Arkansas had moved into George Cole Field, one of the few college ballparks in the country with an artificial playing surface. The park gave the program immediate respectability and Arkansas would advance five times to NCAA postseason play and twice to the NCAA College World Series in its first decade in the park.

Lights were added in 1985 with the help of former standouts Kevin McReynolds, Johnny Ray and Tim Lollar, a move that again advanced the program to another level.

George Cole Field was the site of the Razorback baseball program's coming of age. The Razorbacks would go 567-142-2 at the facility for a winning percentage of .799. It was the site of the school's first league tournament championship, in 1985, and home to a parade of all-conference and All-America players. McReynolds, Ray, Lollar and Tom Pagnozzi - some of the first Razorbacks to make a significant impact in Major League Baseball - were just a few of many DeBriyn pupils who honed their skills at George Cole Field and went on to excel in the majors.

Although he retired following the 2002 season, the magic continued with DeBriyn's subtle influence on the lives of Charlie Baum and Willard and Pat Walker families, key contributors to perhaps the crowning achievement of DeBriyn's tenure - Baum Stadium at George Cole Field.

The 8,237-seat stadium, which can accommodate a crowd of 10,737, is unparalleled in the country in form and function and moved the program to an even higher level of achievement.

Designed by the nationally acclaimed firm HOK, designers of such jewels as Oriole Park at Camden Yards, Coors Field and Progressive Field, Baum Stadium at George Cole Field played host to its first game on April 13, 1996, as a crowd of 3,328 saw the Razorbacks defeat Auburn in a doubleheader sweep.

Named the best college baseball facility in the nation by Baseball America in 1998, the stadium has ignited the interest of Razorback fans throughout the region and helped Arkansas lead the nation in tickets sold in 2007 with 8,069 per game and set a then-NCAA record in the process.

Since 2004, the Hogs' second season under Van Horn, Arkansas has ranked in the top-five nationally in average attendance each year, bringing in 7,617 fans per game.

Another crown jewel of Razorback baseball is the new Fowler Family Baseball and Track Training Center. The 52,000 square-foot climate-controlled indoor facility opened in the fall of 2014 and includes a full-size practice infield that is suitable for live hitting, fielding and base running. The facility also includes four batting cages and protective netting around the facility to ensure safe activity and observation while taking protective measures toward the facility structure.

PROGRAM HISTORY

Arkansas baseball is not just about those who have been able to play the game for a living. The Razorbacks have produced 79 all-conference selections (all since 1976 when Bill Montgomery was named All-Southwest Conference), 22 All-America picks (Lollar was the first in 1978), 19 freshman All-America selections, 57 all-conference tournament selections, four conference titles (1989, 1990, 1999, 2004), one conference tournament championship and nine NCAA Regional Tournament championships.

Since joining the SEC in 1992, Arkansas has already placed 37 players on All-SEC lists. Throughout the years, 58 former Razorbacks have played in the big leagues and eight were major league first-round draft picks in McReynolds (1981), Jeff King (1986), David Walling (1999), Nick Schmidt (2007), Logan Forsythe (2008), Zack Cox (2010), Ryne Stanek (2013) and Andrew Benintendi (2015).

Many former Razorbacks have given something back to the program that helped propel them to the professional ranks, but none so much as the all-star catcher Tom Pagnozzi. In addition to contributing the funds which made possible the Razorback clubhouse that bears his name, the annual Tom Pagnozzi Invitational Golf Tournament and surrounding events raise thousands of dollars each year for the Arkansas baseball program.

Memorable moments of Arkansas baseball vary with the observer. Arkansas' first NCAA postseason appearance in 1973 at Arlington Stadium in Arlington, Texas, will long be considered a watershed moment for DeBriyn's program. Though the Razorbacks lost two straight, it was a signal the program had arrived. Just six years later, the Razorbacks raced through the NCAA East Regional in Tallahassee, Florida, in four games to advance to the College World Series in Omaha, Nebraska, for the first time.

Three more wins in the then-true double elimination event put Arkansas in the championship game against Cal State Fullerton. Fullerton, playing with one loss, won the first championship game 13-10 to force a winner-take-all rematch. Fullerton won that one 2-1, sending the disappointed Razorbacks home with the national runner-up trophy.

A third-place finish at the 1985 CWS also saw the Razorbacks go through Tallahassee and started a five-year stretch in which Arkansas advanced to Omaha three times, each time on an odd year. Fifth-place finishes in 1987 and 1989 were outstanding achievements for those teams.

Arkansas played host to its first Southwest Conference Tournament in 1985, winning three straight games at George Cole Field with an opening win over Baylor and back-to-back victories over rival Texas. It was another example of facilities playing a role in the program's success - only the addition of lights that season enabled the school to snare the tournament host honor from traditional sites Texas and Texas A&M.

Memorable moments are hard to narrow to such a small space but would include some hard-to-forget home runs and pitching performances. Ralph Kraus ushered in the school's first night game in classic style with a home run in the bottom of the ninth inning to defeat Texas before thousands in 1985.

There have been 13 no-hitters in school history, the most recent by the combination of Dominic Taccolini, Matt Cronin, and Josh Alberius in the 2017 SEC Tournament. They blanked Auburn to join former Razorbacks Rich Erwin (1976), David Rhodes (1977), Scott Glanz (1982), Tim Deitz (1983), Fred Faust (1984), Steve Parker (1986), Dennis Fletcher-Tim Sherrill-Tim Peters (1987), Brian Cook-Brian Dennison (1991), Todd Abbott (1994), Richie Nye (1996), Scott Roehl (2001), and Nick Schmidt-Brian McLelland, Devin Collis (2006) as no-hit specialists.

Another Nye helped the Razorbacks make history again on the final day of the 1999 regular season. Rodney Nye homered in each of his first three trips to the plate to help the Razorbacks to a victory that gave UA its first SEC Western Division and overall titles.

Baum Stadium has already seen its share of memorable games in its short lifespan, such as Arkansas' 11-run rally to beat South Carolina 17-16 in 1998 and a 16-0 win over Eastern Illinois in which David Walling fanned 16 batters to help give Norm DeBriyn his 1,000th career victory.

In 1999, the Razorbacks took their home field advantage to a new level, going 14-1 in home SEC games and ending the season with 13 consecutive conference victories at the facility. The solid play in home league games helped the Razorbacks earn division and overall league titles and brought an NCAA regional to the UA campus for the first time in school history.

In 2004, Arkansas duplicated the feat again earning a share of the SEC crown and topping the SEC West. Picked last in the division to begin the season, head coach Dave Van Horn guided this gritty bunch of Razorbacks to their second league title since joining the SEC. For their efforts, Arkansas earned a coveted national seed in the NCAA Tournament draw and hosted its second regional in school history.



Former Razorbacks Ronn Reynolds, Kevin McReynolds, Tim Lollar and Johnny Ray with long-time Arkansas head coach Norm DeBriyn (middle). All four #ProHogs played in the Major Leagues for at least six years and each played in at least 100 games or more during their careers.

PROGRAM HISTORY



Arkansas clinched its most recent trip to the College World Series in 2015 after defeating Missouri State in game three of the NCAA Fayetteville Super Regional. Of its eight College World Series berths, four have come under the guidance of current head coach Dave Van Horn.

The Razorbacks hosted, at the time, the largest attended NCAA Regional as 38,773 fans packed Baum Stadium for the three-day event. Arkansas didn't disappoint, although it took a historic comeback to send the home crowd away happy.

Down to its last out in an elimination game against Wichita State, Arkansas got a grand slam from junior catcher Brady Toops to complete an improbable 11-9 comeback win against Wichita State. Arkansas held off the Shockers 4-3 in the regional final to secure the school's first-ever NCAA Super Regional.

The following weekend, Arkansas dominated No. 12 Florida State in a two-game sweep of the Seminoles televised nationally by ESPN. Razorback fans set a new NCAA record for super regional attendance at an on-campus venue drawing 9,338 on Friday and 10,027 on Saturday. With the 4-2 win on Saturday, Arkansas clinched its fifth College World Series berth.

During the 2009 regular season, Arkansas earned its first No. 1 ranking and defeated Arizona State in front of a then-Baum-record 11,014 fans in the facility's first matchup between top-ranked teams; the Sun Devils were also ranked No. 1 at the time in other national polls.

That same year, the Hogs swept through the Norman Regional and Tallahassee Super Regional, upsetting national seeds Oklahoma and Florida State, respectively, to earn the program's sixth trip to Omaha.

On college baseball's grandest stage at historic Rosenblatt Stadium, Arkansas split its first two games of the 2009 College World Series, besting Cal State Fullerton and then losing to LSU. The Razorbacks found themselves one out away from elimination against Virginia before Brett Eibner lifted a two-run shot to left field to tie the game. Arkansas went on to win the instant classic 4-3 in 12 innings, and finished the series in third place.

The Razorbacks reached the College World Series for the third time under Van Horn in 2012 as Arkansas put together a memorable postseason run that saw them down old SWC rivals Rice and Baylor on their home fields. Arkansas opened its tournament run in Houston as it defeated Sam Houston State twice and downed eighth-ranked Rice in a 1-0 shutout.

The next week, Arkansas returned to the state of Texas and faced No. 4 national seed Baylor. After dropping the opener of the Super Regional, Arkansas responded

by winning the next two games to punch its ticket to Omaha.

A scoreless game until the top of the 10th inning, Arkansas broke through on Jake Wise's RBI single, scoring Brian Anderson. Randall Fant, Nolan Sanburn, Brandon Moore, Trent Daniel and Colby Suggs combined to shut down the high-powered Baylor offense and send Arkansas to Omaha.

In the College World Series, the Razorbacks opened by winning its first two games, defeating Kent State 8-1 in the opener and then downing South Carolina 2-1 to snap the Gamecocks' 22-game NCAA postseason win streak. Arkansas would finish tied for third in the CWS after eventual-runner up South Carolina defeated the Razorbacks twice.

The 2015 season saw the greatest individual performance ever by an Arkansas baseball player as outfielder Andrew Benintendi became the first Razorback to win the Golden Spikes Award given to the national player of the year. The sophomore wowed the crowds at Baum Stadium as he became just the third player in SEC history to lead the league in home runs (20) and batting average (.376).

With the help of Benintendi, Arkansas had an improbable run culminating in one of the most memorable seasons in Razorback history. Entering April at 14-14, Arkansas went on a tear, going 21-8 in its final 29 games and earned a two-seed in the NCAA Tournament.

Arkansas headed to the Stillwater Regional and cruised through, winning all three games they played win the Regional and host a Super Regional the following week against national seed Missouri State.

The Razorbacks split the first two games of the Fayetteville Super Regional setting up a winner-take-all third game. Behind a raucous and stadium-record crowd of 12,167 fans, first team All-SEC closer Zach Jackson took the mound with a one run lead and 11 outs standing between the Razorbacks and Omaha. Jackson retired 11 straight, including a series-ending strikeout that sent Baum Stadium into hysteria and the Razorbacks to the College World Series for the third time in the past seven years.

A rich history with legendary players, coaches and games make Arkansas baseball a unique and treasured program. With Baum Stadium as a backdrop for the Razorbacks' continued competition in the toughest league in the nation, Arkansas baseball promises to bring fans many more great moments for many years to come.

1979 CWS TEAM



RAZORBACKS FINISH SECOND IN FIRST CWS APPEARANCE

Overall Record: 49-15 | **SWC Record:** 19-5

SWC Finish: Second

SWC Tournament Finish: Second

College World Series Finish: Second

All-America Selections: Ronn Reynolds, C

CWS All-Tournament Team: Marc Brumble, OF

All-SWC Selections: Steve Krueger, LHP; Johnny Ray, 2B; Ronn Reynolds, C; Ed Wallace, 1B

All-CWS Tournament Selections: Marc Brumble, OF; John Hennell, 1B; Johnny Ray, 2B; Ronn Reynolds, C; Scott Tabor, P; Larry Wallace, SS

1979 Roster

Head Coach: Norm DeBriyn

Assistant Coaches: Doug Clark, Tom Hilton, Ban Ormsby

| Name | Pos. | Yr. | Hometown (Last School) |
|-------------------|--------|-----|--|
| Tim Alexander | RHP | So. | Ft. Smith, Ark. (Southside) |
| Jeff Ash | OF | Jr. | Shawnee Mission, Kan. (North) |
| Donald Atkins | INF/OF | Fr. | Little Rock, Ark. (Parkview) |
| Bill Bakewell | RHP | Sr. | Tulsa, Okla. (Hale) |
| Powell Bowers | 2B | Fr. | Mt. Pleasant, Texas (Mt. Pleasant) |
| Jeff Boyd | RHP | Jr. | Springfield, Mo. (Glendale) |
| Marc Brumble | OF | Sr. | Tulsa, Okla. (Hale) |
| Mark Bulgarelli | C | Sr. | Littleton, Colo. (Arapahoe) |
| Randal Carter | SS/3B | Jr. | Springfield, Mo. (Hillcrest) |
| Tim Clancy | C/1B | Jr. | Tulsa, Okla. (Bishop Kelley) |
| Steve Coker | 3B | So. | Fayetteville, Ark. (Fayetteville) |
| Chris Day | LHP | So. | Houston, Texas (Sharpstown) |
| Rich Erwin | RHP | Sr. | Littleton, Colo. (Littleton) |
| Kevin Grover | LHP | Fr. | Janesville, Wis. (Craig) |
| Bill Grubb | INF/OF | Jr. | Tulsa, Okla. (Hale) |
| Jeff Haun | INF | Fr. | Overland Park, Kan. (South) |
| John Hennell | 1B | Jr. | Ashland, Wis. (Ashland) |
| Stuart Huchingson | RHP | Fr. | West Memphis, Ark. (West Memphis) |
| Jeff Huddleston | RHP | So. | Texarkana, Texas (Liberty) |
| Albert Jiron | SS | Fr. | Lakewood, Colo. (Bear Creek) |
| Danny Johnson | RHP | Fr. | Pine Bluff, Ark. (Watson Chapel) |
| Rob Kauffman | 3B | Jr. | Tulsa, Okla. (Hale) |
| Mike Kreymborg | RHP | Fr. | Tulsa, Okla. (Bishop Kelley) |
| Dave King | OF | Jr. | Elkins, Ark. (Elkins) |
| Steve Krueger | LHP | Jr. | Topeka, Kan. (West) |
| Bruce Lahay | LHP | So. | St. Louis, Mo. (Oakville) |
| Mike Martin | OF | Sr. | Moore, Okla. (Moore) |
| Dale McDaniel | RHP | Jr. | Kansas City, Mo. (Hickman) |
| Pat McGurk | RHP | Jr. | Muskogee, Okla. (Muskogee) |
| Bob McHale | RHP | Jr. | Tobyhanna, Pa. (Pocono) |
| Kevin McReynolds | OF | Fr. | North Little Rock, Ark. (Sylvan Hills) |
| Kevin Radford | 2B | Jr. | Tulsa, Okla. (Memorial) |
| Johnny Ray | 2B | Sr. | Chouteau, Okla. (Chouteau) |
| Ronn Reynolds | C | Jr. | Wichita, Kan. (Southeast) |
| Rickey Riddley | OF | Jr. | Hot Springs, Ark. (Hot Springs) |
| Billy Schock | RHP | Fr. | Deer Park, Texas (Deer Park) |
| John Stanley | LHP | Jr. | Little Rock, Ark. (Hall) |
| Scott Tabor | RHP | Fr. | Little Rock, Ark. (McClellan) |
| Ed Wallace | LHP | Sr. | Florissant, Mo. (McClure) |
| Larry Wallace | 2B/SS | Sr. | Pine Bluff, Ark. (Pine Bluff) |
| Manual Warrior | RHP | Sr. | Sapulpa, Okla. (Kellyville) |
| Ron Waymire | RHP | Jr. | Tulsa, Okla. (Cascia Hall) |
| Andy White | RHP | So. | Newport, Ark. (Newport) |
| Luis Zambrana | OF | So. | Carolina, Puerto Rico |




1979 Results

| Date | Result | Opponent | Location |
|------|--------------|----------------------|------------------------|
| 2/23 | W, 7-1 | William Jewell | Fayetteville |
| 2/23 | W, 13-2 | William Jewell | Fayetteville |
| 2/27 | W, 5-0 | Missouri Southern | Fayetteville |
| 2/27 | W, 3-2 | Missouri Southern | Fayetteville |
| 3/2 | W, 2-0 | Texas* | Fayetteville |
| 3/3 | L, 3-2 | Texas* | Fayetteville |
| 3/3 | L, 1-0 | Texas* | Fayetteville |
| 3/4 | L, 3-2 | Southern Illinois | Fayetteville |
| 3/4 | L, 18-5 | Southern Illinois | Fayetteville |
| 3/5 | W, 5-0 | Southwest Baptist | Fayetteville |
| 3/5 | W, 9-2 | Southwest Baptist | Fayetteville |
| 3/6 | W, 4-1 | Tulsa | Fayetteville |
| 3/6 | W, 8-1 | Tulsa | Fayetteville |
| 3/9 | W, 6-3 | Rice* | Houston, Texas |
| 3/10 | W, 7-2 | Rice* | Houston, Texas |
| 3/10 | W, 12-3 | Rice* | Houston, Texas |
| 3/16 | W, 12-1 | Baylor* | Fayetteville |
| 3/17 | W, 5-1 | Baylor* | Fayetteville |
| 3/17 | L, 4-0 | Baylor* | Fayetteville |
| 3/19 | W, 13-0 | Missouri Western | Fayetteville |
| 3/19 | W, 7-6 (11) | Missouri Western | Fayetteville |
| 3/23 | W, 7-1 | TCU* | Fort Worth, Texas |
| 3/24 | W, 10-1 | TCU* | Fort Worth, Texas |
| 3/24 | W, 9-4 | TCU* | Fort Worth, Texas |
| 3/26 | W, 6-2 | Eastern Michigan | Fayetteville |
| 3/26 | W, 1-0 | Eastern Michigan | Fayetteville |
| 3/27 | W, 7-4 | Iowa | Fayetteville |
| 3/27 | W, 6-0 | Eastern Michigan | Fayetteville |
| 3/30 | W, 3-1 | SMU* | Fayetteville |
| 3/31 | W, 3-1 | SMU* | Fayetteville |
| 3/31 | W, 9-2 | SMU* | Fayetteville |
| 4/3 | W, 5-1 | SMS | Fayetteville |
| 4/3 | W, 4-3 | SMS | Fayetteville |
| 4/6 | L, 9-8 | Texas Tech* | Lubbock, Texas |
| 4/7 | W, 6-2 | Texas Tech* | Lubbock, Texas |
| 4/7 | W, 12-9 | Texas Tech* | Lubbock, Texas |
| 4/13 | W, 4-0 | South Dakota | Fayetteville |
| 4/13 | W, 7-0 | South Dakota | Fayetteville |
| 4/14 | W, 7-1 | South Dakota | Fayetteville |
| 4/14 | W, 8-1 | South Dakota | Fayetteville |
| 4/17 | L, 5-2 | Oral Roberts | Tulsa, Okla. |
| 4/20 | W, 5-3 | Houston* | Fayetteville |
| 4/21 | W, 3-0 | Houston* | Fayetteville |
| 4/21 | W, 11-10 (8) | Houston* | Fayetteville |
| 4/27 | L, 6-0 | Texas A&M* | College Station, Texas |
| 4/28 | W, 2-0 (11) | Texas A&M* | College Station, Texas |
| 4/28 | W, 9-1 | Texas A&M* | College Station, Texas |
| 4/30 | L, 9-8 | Missouri Southern | Joplin, Mo. |
| 4/30 | W, 6-5 | Missouri Southern | Joplin, Mo. |
| 5/4 | L, 7-6 | Wichita State | Wichita, Kan. |
| 5/4 | L, 5-4 | Wichita State | Wichita, Kan. |
| 5/12 | W, 6-1 | Baylor! | Austin, Texas |
| 5/13 | L, 6-2 | Texas! | Austin, Texas |
| 5/14 | W, 6-2 | Texas A&M! | Austin, Texas |
| 5/14 | L, 12-6 | Texas! | Austin, Texas |
| 5/25 | W, 12-11 | George Washington+ | Tallahassee, Fla. |
| 5/26 | W, 9-1 | Florida+ | Tallahassee, Fla. |
| 5/26 | W, 8-6 | Delaware+ | Tallahassee, Fla. |
| 5/27 | W, 4-3 | Delaware+ | Tallahassee, Fla. |
| 6/1 | W, 5-4 | Pepperdine# | Omaha, Neb. |
| 6/3 | W, 10-3 | Arizona# | Omaha, Neb. |
| 6/5 | W, 9-4 | Texas# | Omaha, Neb. |
| 6/6 | L, 13-10 | Cal State Fullerton# | Omaha, Neb. |
| 6/8 | L, 2-1 | Cal State Fullerton# | Omaha, Neb. |

* - SWC Game; ! - SWC Tournament; + - NCAA East Regional;

- College World Series

1985 CWS TEAM




RAZORBACKS WIN 51 GAMES, FINISH THIRD AT CWS

Overall Record: 51-15 | **SWC Record:** 13-7
SWC Finish: Third
SWC Tournament Finish: First
College World Series Finish: Third
All-America Selections: Mike Loggins, OF
CWS All-Tournament Team: Jeff King, 3B; Ralph Kraus, OF
All-SWC Selections: Tim Deitz, P; Fred Farwell, P; Jeff King, 3B; Mike Loggins, OF; Norm Roberts, OF
All-SWC Tournament Selections: Tim Deitz, P; Fred Farwell, P; Jeff King, 3B; Mike Loggins, OF; Dave Patterson, 1B (MVP); Norm Roberts, OF; Doyle Wilson, C

1985 Roster

Head Coach: Norm DeBriyn
Assistant Coaches: Doug Clark, Dave Jorn, Rex Dickerson (GA), Rude Garcia (GA), Dave Van Horn (GA)

| Name | Pos. | Yr. | Hometown (Last School) |
|--------------------|-------|-----|---|
| Joe Blair | 2B | Fr. | Orlando, Fla. (Bishop) |
| Kevin Campbell | RHP | So. | Des Arc, Ark. (Des Arc) |
| Dera Clark | RHP | So. | Artesia, N.M. (Artesia) |
| Steve Clements | OF | Sr. | Vancouver, British Columbia (S. Idaho JC) |
| Jay Cleveland | RHP | So. | Amarillo, Texas (UTEP) |
| Tim Deitz | RHP | Jr. | Tulsa, Okla. (Hale) |
| Joe DiLeo | INF | Fr. | Scranton, Pa. (Central) |
| Bobby Joe Edmonds | OF | So. | St. Louis, Mo. (Luthern North) |
| Fred Farwell | LHP | Jr. | Nashua, N.H. (Crowder JC) |
| Fred Faust | RHP | Jr. | Fayetteville, Ark. (Fayetteville) |
| David Ferrell | 2B | Jr. | West Fork, Ark. (Northark JC) |
| Chris Flake | OF | Fr. | North Little Rock, Ark. (Northeast) |
| Rob Gee | LHP | Jr. | North Little Rock, Ark. (Westark JC) |
| Ray Harris | LHP | Fr. | Jacksonville, Ark. (Jacksonville) |
| Jim Hartman | OF | Fr. | Bedford, Texas (Trinity) |
| Keith Helton | LHP | So. | North Little Rock, Ark. (Ole Main) |
| Howard Hilton | RHP | Sr. | Oxnard, Calif. (Oxnard JC) |
| Rick Huntze | RHP | Sr. | Tulsa, Okla. (Bacone JC) |
| Mark Jackson | OF | Jr. | North Little Rock, Ark. (Northeast) |
| Joe Jakoncuk | 1B | Fr. | Cabot, Ark. (Cabot) |
| Kevin Kee | RHP | Fr. | Wichita Falls, Texas (Hirschi) |
| Keith Kerns | 2B | Jr. | Salina, Okla. (Bacone JC) |
| Jeff King | 3B | So. | Colorado Springs, Colo. (Rampart) |
| Ralph Kraus | 1B/OF | Jr. | Plano, Texas (Plano) |
| Jim Kremers | INF | Fr. | North Little Rock, Ark. (Catholic) |
| Mike Loggins | OF | Jr. | Crossett, Ark. (Crossett) |
| Chris Lusker | C | Jr. | Pittsburg, Kan. (Labette JC) |
| Ron Meilleur | RHP | Fr. | Winnipeg, Canada (Winnipeg) |
| Gary Murphy | RHP | Jr. | Hazleton, Pa. (Luzerne JC) |
| Greg Murtha | C | Fr. | Little Rock, Ark. (Westark JC) |
| David Patterson | INF | Jr. | Ventura, Calif. (Ventura JC) |
| Tony Peters | C | Jr. | Nicholson, Pa. (Lackawanna) |
| Pat Rice | RHP | Jr. | Colorado Springs, Colo. (Academy) |
| Derrick Richardson | INF | Sr. | Fort Smith, Ark. (Northside) |
| Norm Roberts | OF | Sr. | Texarkana, Texas (Texas) |
| Ellis Roby | SS | Jr. | North Little Rock, Ark. (Ole Main) |
| Doyle Wilson | C | Jr. | Chandler, Ariz. (Mesa JC) |




1985 Results

| Date | Result | Opponent | Location |
|------|----------|--------------------------|------------------------|
| 2/9 | L, 5-2 | Miami (Fla.) | Coral Gables, Fla. |
| 2/9 | L, 2-1 | Miami (Fla.) | Coral Gables, Fla. |
| 2/10 | L, 4-0 | Miami (Fla.) | Coral Gables, Fla. |
| 2/16 | W, 4-0 | Oklahoma City | Fayetteville |
| 2/16 | W, 20-13 | Oklahoma City | Fayetteville |
| 2/17 | W, 5-2 | Oklahoma City | Fayetteville |
| 2/22 | W, 5-1 | Kansas State | Fayetteville |
| 2/25 | W, 12-1 | Missouri Southern | Fayetteville |
| 2/25 | W, 8-3 | Missouri Southern | Fayetteville |
| 3/1 | W, 15-4 | Lubbock Christian | Fayetteville |
| 3/2 | W, 15-1 | Lubbock Christian | Fayetteville |
| 3/2 | W, 4-1 | Lubbock Christian | Fayetteville |
| 3/3 | W, 11-3 | Northwest Missouri State | Fayetteville |
| 3/4 | W, 18-8 | Northeast Missouri State | Fayetteville |
| 3/5 | W, 15-6 | Southeast Oklahoma State | Fayetteville |
| 3/8 | W, 9-7 | Indiana State | Fayetteville |
| 3/9 | W, 7-2 | Indiana State | Fayetteville |
| 3/9 | W, 3-1 | Indiana State | Fayetteville |
| 3/17 | W, 8-4 | Rice* | Houston, Texas |
| 3/17 | L, 13-2 | Rice* | Houston, Texas |
| 3/18 | W, 10-0 | Missouri Western | Fayetteville |
| 3/18 | W, 4-0 | Missouri Western | Fayetteville |
| 3/19 | W, 4-3 | School of the Ozarks | Fayetteville |
| 3/19 | W, 6-0 | School of the Ozarks | Fayetteville |
| 3/22 | W, 5-4 | Texas* | Fayetteville |
| 3/23 | W, 2-1 | Texas* | Fayetteville |
| 3/23 | L, 13-3 | Texas* | Fayetteville |
| 3/26 | L, 3-1 | Oklahoma State | Stillwater, Okla. |
| 3/29 | L, 6-2 | Texas A&M* | College Station, Texas |
| 3/31 | W, 6-4 | Texas A&M* | College Station, Texas |
| 3/31 | W, 15-4 | Texas A&M* | College Station, Texas |
| 4/2 | L, 6-14 | Oklahoma State | Fayetteville |
| 4/5 | W, 16-12 | Houston* | Fayetteville |
| 4/6 | W, 5-4 | Houston* | Fayetteville |
| 4/6 | L, 10-9 | Houston* | Fayetteville |
| 4/12 | W, 14-4 | Texas Tech* | Lubbock, Texas |
| 4/13 | W, 14-11 | Texas Tech* | Lubbock, Texas |
| 4/13 | W, 22-5 | Texas Tech* | Lubbock, Texas |
| 4/16 | W, 6-5 | SMS | Fayetteville |
| 4/19 | W, 19-7 | TCU* | Fort Worth, Texas |
| 4/20 | L, 4-3 | TCU* | Fort Worth, Texas |
| 4/20 | W, 12-6 | TCU* | Fort Worth, Texas |
| 4/26 | L, 7-6 | Baylor* | Fayetteville |
| 4/27 | W, 5-4 | Baylor* | Fayetteville |
| 4/27 | L, 11-8 | Baylor* | Fayetteville |
| 4/30 | L, 16-2 | Mississippi State | Greenville, Miss. |
| 5/1 | W, 13-1 | Mississippi State | Little Rock, Ark. |
| 5/3 | W, 10-4 | Kansas | Fayetteville |
| 5/4 | W, 6-5 | Kansas | Fayetteville |
| 5/4 | W, 6-2 | Kansas | Fayetteville |
| 5/6 | W, 14-4 | Oklahoma Christian | Fayetteville |
| 5/9 | W, 6-4 | Oral Roberts | Fayetteville |
| 5/10 | W, 5-1 | Oral Roberts | Fayetteville |
| 5/11 | W, 9-5 | Oral Roberts | Tulsa, Okla. |
| 5/15 | W, 11-2 | Louisiana-Lafayette! | Fayetteville |
| 5/17 | W, 6-4 | Baylor! | Fayetteville |
| 5/18 | W, 9-5 | Texas! | Fayetteville |
| 5/19 | W, 10-6 | Texas! | Fayetteville |
| 5/23 | W, 20-13 | Eastern Kentucky+ | Tallahassee, Fla. |
| 5/24 | W, 13-9 | George Mason+ | Tallahassee, Fla. |
| 5/25 | W, 7-6 | Florida State+ | Tallahassee, Fla. |
| 5/26 | W, 7-5 | Georgia Tech+ | Tallahassee, Fla. |
| 5/31 | W, 1-0 | South Carolina# | Omaha, Neb. |
| 6/3 | L, 5-4 | Mississippi State# | Omaha, Neb. |
| 6/6 | W, 10-4 | Stanford# | Omaha, Neb. |
| 6/8 | L, 8-7 | Texas# | Omaha, Neb. |

* - SWC Game; ! - SWC Tournament; + - NCAA South II Regional; # - College World Series



1987 CWS TEAM



RAZORBACKS MAKE 3RD CWS APPEARANCE, FINISH 5TH

Overall Record: 51-16 | SWC Record: 17-4
SWC Finish: Second
SWC Tournament Finish: Second
College World Series Finish: Fifth
All-America Selections: Andy Skeels, C
CWS All-Tournament Team: None
All-SWC Selections: Bobby Edwards, P; Tim Peters, P; Andy Skeels, C
All-SWC Tournament Selections: Andy Skeels, C

1987 Roster

Head Coach: Norm DeBrynn
Assistant Coaches: Doug Clark, Dave Jorn, Dave Van Horn (GA), Jerry Pufall (GA)

| Name | Pos. | Yr. | Hometown (Last School) |
|-------------------|--------|-----|--|
| Jim Anderson | C/OF | Fr. | St. Louis, Mo. (Lindbergh) |
| Bob Bailey | INF | Fr. | Newport, Ark. (Newport) |
| Randy Bobb | 1B | Jr. | Broken Arrow, Okla. (Broken Arrow) |
| Jim Calhoun | INF | Fr. | Jacksonville, Ark. (Jacksonville) |
| Dan Campbell | OF | Jr. | Palos Verdes, Calif. (L.A. Harbor JC) |
| Kyle Caple | C | Fr. | Plano, Texas (Plano) |
| Bubba Carpenter | OF/LHP | Fr. | Winslow, Ark. (West Fork) |
| John Cebuhar | LHP | Jr. | Tulsa, Okla. (East Oklahoma JC) |
| Jay Cleveland | RHP | Sr. | Amarillo, Texas (UTEP) |
| Stan Click | OF | Jr. | Crossett, Ark. (Garden City JC) |
| Greg D'Alexander | 3B | Fr. | Allen Park, Mich. (Cabrini) |
| Bob Edwards | RHP | Jr. | Salt Lake City, Utah (Coll. of S. Idaho) |
| Troy Eklund | 1B/OF | So. | Kansas City, Mo. (Parkhill) |
| Dennis Fletcher | RHP | So. | Farmington, Ark. (Farmington) |
| Shawn Gore | 1B/OF | Fr. | West Fork, Ark. (Farmington) |
| Bill Gunger | OF | So. | Aubun, N.Y. (Quinnipiac College) |
| Ray Harris | LHP | Jr. | Jacksonville, Ark. (Jacksonville) |
| Keith Helton | LHP | Sr. | North Little Rock, Ark. (Ole Main) |
| Mickey House | OF | So. | DeKalb, Texas (Texarkana JC) |
| Greg King | INF | Fr. | Lenexa, Kan. (Shawnee Mission South) |
| Jim Kremers | C/OF | Jr. | North Little Rock, Ark. (Catholic) |
| Allen Lester | LHP | Fr. | Fort Smith, Ark. (Southside) |
| Rod Moore | OF | Sr. | Oklahoma City, Okla. (Seminole JC) |
| Mike Oquist | RHP | Fr. | LaJunta, Colo. (Lajunta) |
| Tim Peters | RHP | Sr. | Portland, Ore. (Coll. of S. Idaho) |
| Tony Peters | C | Sr. | Nicholson, Pa. (Lackawana JC) |
| Jim Phillips | 1B | Jr. | Texarkana, Texas (Seminole JC) |
| Scott Pose | INF | So. | West Des Moines, Iowa (Iowa West CC) |
| Ken Reese | INF | Jr. | Texarkana, Texas (Panola JC) |
| Tim Sherrill | LHP | Sr. | Harrison, Ark. (North Arkansas CC) |
| Britt Shoptaw | RHP | Fr. | Little Rock, Ark. (McClellan) |
| Mike Sisco | SS | Sr. | Des Peres, Mo. (Merramec JC) |
| Andy Skeels | C/OF | Sr. | Thousand Oaks, Calif. (Oxnard JC) |
| Don Thomas | 3B/OF | So. | Pine Bluff, Ark. (Dollarway) |
| Kendall Trainor | OF | So. | Fredonia, Kan. (Fredonia) |
| Spencer Wilkinson | RHP | Jr. | Muskogee, Okla. (Connors State CC) |
| Kelly Zane | INF | Jr. | Wichita, Kan. (Butler County CC) |



1987 Results

| Date | Result | Opponent | Location |
|------|---------------|--------------------------|------------------------|
| 2/14 | W, 3-1 | Memphis | Memphis, Tenn. |
| 2/14 | T, 2-2 | Memphis | Memphis, Tenn. |
| 2/21 | W, 21-5 | Memphis | Fayetteville |
| 2/22 | W, 14-7 | Memphis | Fayetteville |
| 2/23 | W, 4-3 | Missouri Southern | Fayetteville |
| 2/23 | W, 13-10 | Missouri Southern | Fayetteville |
| 2/25 | L, 6-4 | Hawaii Pacific | Honolulu, Hawaii |
| 2/26 | W, 10-7 | Hawaii Pacific | Honolulu, Hawaii |
| 2/27 | L, 8-4 | Hawaii | Honolulu, Hawaii |
| 2/28 | L, 6-5 (10) | Hawaii | Honolulu, Hawaii |
| 3/1 | W, 9-7 (10) | Hawaii | Honolulu, Hawaii |
| 3/2 | W, 7-4 | Hawaii | Honolulu, Hawaii |
| 3/6 | L, 4-3 | Kansas State | Fayetteville |
| 3/7 | W, 12-7 | Kansas State | Fayetteville |
| 3/8 | W, 13-4 | North Texas | Fayetteville |
| 3/9 | W, 13-3 | Lubbock Christian | Fayetteville |
| 3/10 | W, 20-10 | St. Louis | Fayetteville |
| 3/11 | W, 9-0 | St. Louis | Fayetteville |
| 3/11 | W, 15-5 | St. Louis | Fayetteville |
| 3/13 | W, 10-3 | Northern Iowa | Fayetteville |
| 3/14 | W, 8-3 | Western Kentucky | Fayetteville |
| 3/15 | W, 5-2 | Western Kentucky | Fayetteville |
| 3/15 | L, 11-5 | Washington State | Fayetteville |
| 3/20 | W, 17-10 | Texas A&M* | College Station, Texas |
| 3/21 | W, 8-2 | Texas A&M* | College Station, Texas |
| 3/21 | W, 7-3 | Texas A&M* | College Station, Texas |
| 3/25 | L, 8-1 | Oklahoma State | Stillwater, Okla. |
| 3/27 | L, 4-3 | Houston* | Fayetteville |
| 3/28 | W, 10-3 | Houston* | Fayetteville |
| 3/28 | W, 12-6 | Houston* | Fayetteville |
| 3/31 | W, 11-2 | Missouri-St. Louis | Fayetteville |
| 3/31 | W, 14-2 | Missouri-St. Louis | Fayetteville |
| 4/3 | W, 2-0 | Texas Tech* | Lubbock, Texas |
| 4/4 | W, 8-6 | Texas Tech* | Lubbock, Texas |
| 4/4 | W, 9-0 | Texas Tech* | Lubbock, Texas |
| 4/7 | W, 16-2 | Evangel | Fayetteville |
| 4/10 | W, 9-7 | TCU* | Fort Worth, Texas |
| 4/11 | L, 7-6 | TCU* | Fort Worth, Texas |
| 4/11 | W, 13-7 | TCU* | Fort Worth, Texas |
| 4/15 | W, 12-11 | Oklahoma | Fayetteville |
| 4/17 | W, 5-3 | Baylor* | Fayetteville |
| 4/18 | W, 8-0 | Baylor* | Fayetteville |
| 4/18 | W, 6-5 | Baylor* | Fayetteville |
| 4/20 | W, 12-1 | School of the Ozarks | Fayetteville |
| 4/21 | W, 9-8 | Oklahoma State | Fayetteville |
| 4/24 | W, 4-3 | Rice* | Houston, Texas |
| 4/25 | W, 5-1 | Rice* | Houston, Texas |
| 4/25 | W, 3-0 | Rice* | Houston, Texas |
| 4/28 | W, 14-10 | Southeast Oklahoma State | Fayetteville |
| 4/29 | W, 20-5 | Missouri Southern | Fayetteville |
| 5/1 | L, 9-5 | Texas* | Fayetteville |
| 5/2 | W, 9-3 | Texas* | Fayetteville |
| 5/2 | L, 4-1 | Texas* | Fayetteville |
| 5/7 | W, 14-4 | Oral Roberts | Fayetteville |
| 5/8 | W, 17-5 | Oral Roberts | Fayetteville |
| 5/10 | L, 10-2 | Oral Roberts | Tulsa, Okla. |
| 5/10 | L, 12-11 (10) | Missouri | Columbia, Mo. |
| 5/15 | W, 4-3 | Texas A&M! | Austin, Texas |
| 5/17 | L, 10-3 | Texas! | Austin, Texas |
| 5/17 | W, 14-9 | Houston! | Austin, Texas |
| 5/18 | L, 3-2 | Texas! | Austin, Texas |
| 5/22 | W, 10-7 | Middle Tennessee+ | Huntsville, Ala. |
| 5/22 | W, 7-2 | West Virginia+ | Huntsville, Ala. |
| 5/23 | W, 6-5 (10) | Clemson+ | Huntsville, Ala. |
| 5/24 | W, 4-2 | Clemson+ | Huntsville, Ala. |
| 5/30 | L, 13-6 | Texas# | Omaha, Neb. |
| 5/31 | W, 5-4 | Georgia# | Omaha, Neb. |
| 6/3 | L, 5-2 | LSU# | Omaha, Neb. |

* - SWC Game; ! - SWC Tournament; + - NCAA South I Regional; # - College World Series

1989 CWS TEAM



ARKANSAS MAKES THIRD CWS IN FIVE YEARS, FINISH 4TH

Overall Record: 51-16 | **SWC Record:** 17-4

SWC Finish: Tied First

SWC Tournament Finish: Second

College World Series Finish: Fifth

All-America Selections: Troy Eklund, OF

CWS All-Tournament Team: None

All-SWC Selections: Bubba Carpenter, 1B/OF; Greg D'Alexander, 3B; Troy Eklund, OF; Mike Oquist, P; Scott Pose, OF; Phillip Stidham, P; Mark Swope, P

All-SWC Tournament Selections: None

1989 Roster

Head Coach: Norm DeBriyn

Assistant Coaches: Doug Clark, John Luedtke, Abraham Flores (GA), Rod Moore (GA), Shannon Rhea (GA)


| Name | Pos. | Yr. | Hometown (Last School) |
|------------------|--------|-----|--|
| Bill Abbott | RHP | Jr. | Springfield, Mo. (Labette CC) |
| Doug Bennett | RHP | Fr. | Springfield, Mo. (Hillcrest) |
| Brent Birch | LHP | Fr. | North Little Rock, Ark. (Northeast) |
| Greg Boyd | C | Jr. | Paragould, Ark. (Three Rivers JC) |
| Chris Bryan | LHP | So. | Pine Bluff, Ark. (Pine Bluff) |
| Jim Calhoon | INF | Jr. | Jacksonville, Ark. (Jacksonville) |
| Bubba Carpenter | INF/OF | So. | Brentwood, Ark. (West Fork) |
| Jay Carpenter | INF/OF | Jr. | Brentwood, Ark. (Arkansas Tech) |
| Brian Cook | RHP | Fr. | Tulsa, Okla. (Memorial) |
| Greg D'Alexander | 3B | Jr. | Allen Park, Mich. (Cabrini) |
| Charles Downey | SS | Fr. | League City, Texas (Dickinson) |
| Troy Eklund | OF | Sr. | Kansas City, Kan. (Park Hill) |
| Scott Epps | SS | Fr. | Jenks, Okla. (Jenks) |
| Haden Etheridge | OF | So. | North Little Rock, Ark. (Northeast) |
| Dennis Fletcher | RHP | Sr. | Farmington, Ark. (Farmington) |
| Tony Gilmore | C | Jr. | Tulsa, Okla. (Eastern Oklahoma JC) |
| Juju Harshaw | C/OF | Fr. | North Little Rock, Ark. (Northeast) |
| Glen Ray Hines | 1B/3B | So. | Houston, Texas (Rice) |
| Todd Hobson | OF | Fr. | Indianapolis, Ind. (Lawrence North) |
| Dan Hreha | INF | Fr. | Brooklyn Center, Minn. (Park Center) |
| Cole Hyson | RHP | Jr. | Durango, Colo. (Eastern Utah) |
| Brett Kemohah | C/OF | Fr. | Vinita, Okla. (Vinita) |
| Greyson Liles | 1B/OF | Fr. | Houston, Texas (Bellaire) |
| Ron Moore | OF | So. | Oklahoma City, Okla. (Murray State JC) |
| Mike Oquist | RHP | Jr. | LaJunta, Colo. (LaJunta) |
| Scott Osmon | RHP | Sr. | Mountain Home, Ark. (North Ark CC) |
| Kirk Piskor | C | Fr. | Plano, Texas (Plano East) |
| Scott Pose | OF | Sr. | West Des Moines, Iowa (Iowa West JC) |
| Peter Raether | RHP | Fr. | Edina, Minn. (Edina) |
| Phillip Stidham | RHP | Fr. | Tulsa, Okla. (Nathan Hale) |
| Rod Stillwell | SS | Sr. | Thousand Oaks, Calif. (Moorpark JC) |
| Mark Swope | RHP | So. | Spring Hill, Kan. (Spring Hill) |
| Jim Tejcek | RHP | Jr. | San Diego, Calif. (Southern Idaho) |
| Don Thomas | OF | Sr. | Pine Bluff, Ark. (Dollarway) |
| Tim Thomas | 2B | So. | St. Paul, Minn. (Iowa Western JC) |



1989 Results

| Date | Result | Opponent | Location |
|------|--------------|----------------------------|------------------------|
| 2/19 | W, 5-1 | Wichita State | Fayetteville |
| 2/24 | W, 6-2 | Missouri Southern | Fayetteville |
| 2/25 | W, 3-2 | Kansas | Fayetteville |
| 2/25 | W, 7-0 | Kansas | Fayetteville |
| 2/26 | W, 18-4 | Kansas | Fayetteville |
| 2/28 | W, 8-4 | Kentucky | Lakeland, Fla. |
| 3/1 | W, 2-1 | Penn State | Lakeland, Fla. |
| 3/1 | L, 6-2 | Kentucky | Lakeland, Fla. |
| 3/2 | L, 6-2 | Western Michigan | Lakeland, Fla. |
| 3/3 | W, 8-2 | Eckerd | Lakeland, Fla. |
| 3/4 | W, 15-0 | Western Michigan | Lakeland, Fla. |
| 3/10 | W, 1-0 | Iowa State | Fayetteville |
| 3/11 | W, 9-4 | Iowa State | Fayetteville |
| 3/12 | W, 4-1 | Nebraska | Fayetteville |
| 3/13 | W, 9-1 | Stephen F. Austin | Fayetteville |
| 3/14 | W, 13-4 | Wisconsin-Osh Kosh | Fayetteville |
| 3/15 | W, 9-4 | Wisconsin-Osh Kosh | Fayetteville |
| 3/17 | W, 3-2 | Northwestern State | Shreveport, La. |
| 3/18 | L, 10-2 | Oklahoma State | Shreveport, La. |
| 3/19 | L, 8-4 | Louisiana-Lafayette | Shreveport, La. |
| 3/20 | W, 14-4 | Northern Iowa | Fayetteville |
| 3/21 | W, 12-1 | Southwest Baptist | Fayetteville |
| 3/22 | W, 14-5 | School of the Ozarks | Fayetteville |
| 3/22 | W, 10-0 | School of the Ozarks | Fayetteville |
| 3/24 | W, 10-1 | Houston* | Fayetteville |
| 3/25 | W, 3-0 | Houston* | Fayetteville |
| 3/25 | W, 8-3 | Houston* | Fayetteville |
| 3/27 | W, 11-3 | St. Olaf | Fayetteville |
| 3/31 | W, 12-0 | Texas Tech* | Lubbock, Texas |
| 4/1 | W, 3-2 | Texas Tech* | Lubbock, Texas |
| 4/1 | W, 6-5 | Texas Tech* | Lubbock, Texas |
| 4/4 | W, 10-4 | Oklahoma State | Stillwater, Okla. |
| 4/5 | W, 6-4 | Evangel | Fayetteville |
| 4/7 | W, 5-4 | TCU* | Fort Worth, Texas |
| 4/8 | W, 8-6 | TCU* | Fort Worth, Texas |
| 4/8 | W, 11-3 | TCU* | Fort Worth, Texas |
| 4/9 | W, 11-1 | Southeastern (Okla.) State | Fayetteville |
| 4/10 | L, 10-8 | Dallas Baptist | Fayetteville |
| 4/11 | W, 7-4 | Missouri | Columbia, Mo. |
| 4/14 | W, 8-4 | Baylor* | Fayetteville |
| 4/15 | W, 9-1 | Baylor* | Fayetteville |
| 4/15 | W, 10-3 | Baylor* | Fayetteville |
| 4/19 | W, 9-8 | Northeastern (Okla.) State | Fayetteville |
| 4/21 | W, 10-2 | Rice* | Houston, Texas |
| 4/22 | L, 3-1 | Rice* | Houston, Texas |
| 4/22 | W, 8-4 | Rice* | Houston, Texas |
| 4/26 | L, 3-2 | Oklahoma | Fayetteville |
| 4/28 | L, 5-4 | Texas* | Fayetteville |
| 4/29 | W, 8-4 | Texas* | Fayetteville |
| 4/29 | W, 14-7 | Texas* | Fayetteville |
| 4/30 | W, 9-4 | Kansas State | Fayetteville |
| 5/1 | L, 7-2 | Kansas State | Fayetteville |
| 5/5 | W, 11-9 (16) | Texas A&M* | College Station, Texas |
| 5/6 | L, 3-2 | Texas A&M* | College Station, Texas |
| 5/7 | L, 9-0 | Texas A&M* | College Station, Texas |
| 5/10 | W, 10-6 | Oklahoma State | Fayetteville |
| 5/18 | L, 8-3 | Texas! | College Station, Texas |
| 5/19 | W, 5-4 | Houston! | College Station, Texas |
| 5/20 | L, 9-1 | Texas! | College Station, Texas |
| 5/25 | L, 7-5 | Le Moyne+ | Waterbury, Conn. |
| 5/26 | W, 8-2 | George Washington+ | Waterbury, Conn. |
| 5/28 | W, 9-2 | Illinois+ | Waterbury, Conn. |
| 5/29 | W, 1-0 | Arizona State+ | Waterbury, Conn. |
| 5/29 | W, 6-5 | Le Moyne+ | Waterbury, Conn. |
| 6/2 | L, 3-1 | Wichita State# | Omaha, Neb. |
| 6/4 | W, 7-3 | North Carolina# | Omaha, Neb. |
| 6/6 | L, 8-4 | Wichita State# | Omaha, Neb. |

* - SWC Game; ! - SWC Tournament; + - NCAA Midwest Regional; # - College World Series



ARKANSAS RETURNS TO OMAHA UNDER DAVE VAN HORN

Overall Record: 45-24 | **SEC Record:** 19-11
SEC Finish: First
SEC Tournament Finish: Third
College World Series Finish: Seventh
All-America Selections: None
CWS All-Tournament Selections: None
All-SEC Selections: Scott Hode, SS
All-SEC Tournament Selections: Jake Dugger, OF

2004 Roster

Head Coach: Dave Van Horn
Assistant Coaches: Matt Deggs, Dave Jorn, Tom Pagnozzi

| Name | Pos. | Yr. | Hometown (Last School) |
|-------------------|---------|-----|---|
| Charley Boyce | RHP | So. | Broken Arrow, Okla. (Tulsa Union) |
| Clint Brannon | LHP | Jr. | Bradford, Ark. (Bradford) |
| Scott Bridges | INF/OF | Jr. | White Hall, Ark. (White Hall) |
| Robby Daniel | RHP | Fr. | Poyen, Ark. (Poyen) |
| Devin Day | INF | Jr. | Gilbert, Ariz. (Gilbert) |
| Jason Deere | C/OF | So. | Conway, Ark. (Conway) |
| Jake Dugger | OF | Fr. | Omaha, Neb. (Millard West) |
| James Gilbert | LHP | Fr. | Katy, Texas (James E. Taylor) |
| Boyd Goodner | RHP | Sr. | Benton, Ark. (Benton) |
| Clay Goodwin | 1B/3B | Jr. | Benton, Ark. (Benton) |
| Brett Hagedorn | INF | Sr. | Fort Smith, Ark. (Southside) |
| Caton Hall | RHP | Sr. | McCrory, Ark. (McCrory) |
| Danny Hamblin | 3B/1B | Fr. | Rowlett, Texas (Rowlett) |
| Scott Hode | INF | Jr. | Crystal Lake, Ill. (Crystal Lake) |
| Trey Holloway | LHP | Jr. | Booneville, Ark. (Booneville) |
| Ryan Lennerton | LHP | So. | Langley, British Columbia (Brookwood) |
| Daryl Maday | RHP | Fr. | Bristol, Wis. (Westosha) |
| Brian McLelland | RHP | Fr. | DeQueen, Ark. (DeQueen) |
| Knox McCorquodale | C/1B | Fr. | Orange, Texas (Little Cypress) |
| Bubbs Merrill | INF | Sr. | Omaha, Neb. (Millard North) |
| Blake Parker | C/1B/OF | Fr. | Fayetteville, Ark. (Fayetteville) |
| Haas Pratt | INF | Sr. | San Diego, Calif. (Rancho Bernardo) |
| Stephen Robison | OF | Fr. | Tulsa, Okla. (Union) |
| Casey Rowlett | INF/OF | Jr. | Jones, Okla. (Jones) |
| Jay Sawatski | LHP | Sr. | Little Rock, Ark. (Pulaski Academy) |
| Joe Skinner | LHP | Fr. | Grand Rapids, Mich. (South Christian) |
| Josh Smith | RHP | So. | Lake Havasu City, Ariz. (Lake Havasu) |
| Matt Stallings | RHP | So. | Colleyville, Texas (Missouri) |
| Brady Toops | C | Jr. | New London, Minn. (New London) |
| Kern Watts | OF | Fr. | Brampton, Ontario (Brampton Centennial) |
| Justin White | RHP | Fr. | Fort Gibson, Okla. (Fort Gibson) |

2004 CWS TEAM




2004 Results

| Date | Result | Opponent | Location |
|------|-------------|--------------------|------------------------|
| 2/13 | W, 2-0 | Louisiana Tech | Fayetteville |
| 2/14 | W, 22-2 | Louisiana Tech | Fayetteville |
| 2/15 | W, 13-2 | Louisiana Tech | Fayetteville |
| 2/20 | W, 14-7 | St. John's | Fayetteville |
| 2/21 | W, 6-5 | St. John's | Fayetteville |
| 2/22 | W, 14-3 | St. John's | Fayetteville |
| 2/24 | W, 7-1 | McNeese State | Fayetteville |
| 2/25 | W, 7-2 | McNeese State | Fayetteville |
| 2/27 | L, 3-1 | New Mexico | College Station, Texas |
| 2/27 | L, 7-5 | Texas A&M | College Station, Texas |
| 2/28 | W, 13-3 | New Mexico | College Station, Texas |
| 2/28 | W, 6-4 | Texas A&M | College Station, Texas |
| 2/29 | L, 9-7 | Texas A&M | College Station, Texas |
| 2/29 | W, 5-2 | New Mexico | College Station, Texas |
| 3/6 | L, 4-1 | Texas-Pan American | Edinburg, Texas |
| 3/7 | L, 11-4 | Texas-Pan American | Edinburg, Texas |
| 3/12 | W, 4-3 | Illinois-Chicago | Fayetteville |
| 3/14 | L, 9-1 | Illinois-Chicago | Fayetteville |
| 3/16 | W, 10-9 | Centenary | Fayetteville |
| 3/17 | W, 15-3 | Centenary | Fayetteville |
| 3/19 | L, 11-1 | Florida* | Gainesville, Fla. |
| 3/20 | W, 8-2 | Florida* | Gainesville, Fla. |
| 3/21 | L, 7-6 (10) | Florida* | Gainesville, Fla. |
| 3/26 | W, 5-3 | South Carolina* | Fayetteville |
| 3/27 | W, 5-4 | South Carolina* | Fayetteville |
| 3/28 | L, 10-2 | South Carolina* | Fayetteville |
| 3/30 | W, 10-4 | Wichita State | Fayetteville |
| 4/2 | L, 6-3 | Alabama* | Fayetteville |
| 4/3 | W, 7-2 | Alabama* | Fayetteville |
| 4/4 | W, 11-6 | Alabama* | Fayetteville |
| 4/6 | L, 6-5 (16) | SMS | Fayetteville |
| 4/9 | W, 11-8 | LSU* | Baton Rouge, La. |
| 4/10 | W, 11-10 | LSU* | Baton Rouge, La. |
| 4/11 | W, 7-5 | LSU* | Baton Rouge, La. |
| 4/13 | L, 6-4 | Oral Roberts | Fayetteville |
| 4/16 | W, 6-3 | Vanderbilt* | Nashville, Tenn. |
| 4/17 | W, 9-4 | Vanderbilt* | Nashville, Tenn. |
| 4/18 | L, 14-8 | Vanderbilt* | Nashville, Tenn. |
| 4/20 | W, 5-2 | Oklahoma State | Fayetteville |
| 4/23 | W, 9-4 | Kentucky* | Fayetteville |
| 4/24 | W, 5-4 | Kentucky* | Fayetteville |
| 4/25 | W, 11-10 | Kentucky* | Fayetteville |
| 4/27 | W, 8-4 | Oral Roberts | Tulsa, Okla. |
| 4/30 | L, 9-3 | Tennessee* | Fayetteville |
| 5/1 | W, 4-1 | Tennessee* | Fayetteville |
| 5/2 | W, 5-3 | Tennessee* | Fayetteville |
| 5/7 | L, 1-0 | Ole Miss* | Oxford, Miss. |
| 5/8 | W, 3-1 | Ole Miss* | Oxford, Miss. |
| 5/9 | L, 5-3 | Ole Miss* | Oxford, Miss. |
| 5/11 | W, 13-2 | Texas-Pan American | Fayetteville |
| 5/15 | L, 3-2 | Mississippi State* | Starkville, Miss. |
| 5/16 | L, 5-4 | Mississippi State* | Starkville, Miss. |
| 5/16 | W, 4-2 | Mississippi State* | Starkville, Miss. |
| 5/21 | W, 9-7 | Auburn* | Fayetteville |
| 5/22 | L, 7-4 | Auburn* | Fayetteville |
| 5/23 | W, 15-3 | Auburn* | Fayetteville |
| 5/26 | L, 8-6 | Tennessee! | Hoover, Ala. |
| 5/27 | W, 4-3 | Ole Miss! | Hoover, Ala. |
| 5/28 | W, 4-1 | Tennessee! | Hoover, Ala. |
| 5/29 | L, 3-2 | South Carolina! | Hoover, Ala. |
| 6/4 | W, 4-1 | Le Moyne+ | Fayetteville |
| 6/5 | L, 4-1 | Wichita State+ | Fayetteville |
| 6/5 | W, 10-7 | Missouri+ | Fayetteville |
| 6/6 | W, 11-9 | Wichita State+ | Fayetteville |
| 6/6 | W, 4-3 | Wichita State+ | Fayetteville |
| 6/11 | W, 7-5 | Florida State\$ | Fayetteville |
| 6/12 | W, 4-2 | Florida State\$ | Fayetteville |
| 6/18 | L, 13-2 | Texas# | Omaha, Neb. |
| 6/19 | L, 7-2 | Arizona# | Omaha, Neb. |

* - SEC; ! - SEC Tournament; + - NCAA Fayetteville Regional;
 \$ - NCAA Fayetteville Super Regional; # - College World Series

2009 CWS TEAM



POSTSEASON PUSH LEADS ARKANSAS TO SIXTH CWS

Overall Record: 41-24 | **SEC Record:** 14-15
SEC Finish: Seventh
SEC Tournament Finish: Third
College World Series Finish: Third
All-America Selections: Zack Cox, INF/RHP (Freshman)
CWS All-Tournament Selections: None
All-SEC Selections: None
All-SEC Tournament Selections: Bo Bigham, INF; Zack Cox, INF; Ben Tschepikow, INF

2009 Roster

Head Coach: Dave Van Horn
Assistant Coaches: Todd Butler, Dave Jorn, Chris Curry

| Name | Pos. | Yr. | Hometown (Last School) |
|---------------------|---------|-----|---|
| Kyle Atkins | OF | Fr. | DeQueen, Ark. (DeQueen HS) |
| Bo Bigham | INF | Fr. | Texarkana, Ark. (Arkansas HS) |
| Bryan Bigham | RHP | Jr. | Allen, Texas (Navarro College) |
| Mike Bolsinger | RHP | Jr. | McKinney, Texas (Grayson [Texas] CC) |
| Tim Carver | INF | Fr. | Fayetteville, Ark. (Fayetteville HS) |
| Ryan Cisterna | C | Sr. | Gilbert, Ariz. (Chandler-Gilbert [Ariz.] JC) |
| Trevor Cousineau | LHP | Fr. | Davison, Mich. (Davison HS) |
| Zack Cox | INF/RHP | Fr. | Louisville, Ky. (Pleasure Ridge Park HS) |
| Andrew Darr | OF/INF | Sr. | Gilbert, Ariz. (Chandler-Gilbert [Ariz.] JC) |
| Geoffrey Davenport | LHP | Fr. | Ft. Worth, Texas (Paschal HS) |
| Brett Eibner | OF/RHP | So. | Houston, Texas (The Woodlands HS) |
| T.J. Forrest | RHP | Jr. | Bossier City, La. (Bossier Parish CC) |
| Seth Gardner | OF | Fr. | Dallas, Texas (Highland Park HS) |
| Zack Hall | LHP | Fr. | Springdale, Ark. (Har-Ber HS) |
| Tom Hauskey | C | Jr. | Springdale, Ark. (Springdale HS) |
| Jeremy Heatley | RHP | Jr. | Breckenridge, Texas (North Lake College) |
| Jacob House | OF/INF | So. | Mansfield, Texas (Timberview HS) |
| Dallas Keuchel | LHP | Jr. | Tulsa, Okla. (Bishop Kelley HS) |
| Christian Kowalchuk | LHP | Jr. | Saskatoon, Saskatchewan (Seward CC) |
| Collin Kuhn | OF/INF | Fr. | Beaver Dam, Wis. (Beaver Dam HS) |
| Chase Leavitt | OF | Sr. | St. George, Utah (Dixie College/CCSN) |
| Scott Limbocker | LHP | So. | Overland Park, Kan. (Blue Valley North HS) |
| Scott Lyons | INF | Sr. | Covina, Calif. (Mt. San Antonio [Calif.] JC) |
| James Mahler | RHP | So. | Sandy, Utah (Jordan HS) |
| James McCann | C | Fr. | Santa Barbara, Calif. (Dos Pueblos HS) |
| Jarrold McKinney | OF | Fr. | Hughes Springs, Texas (Hughes Springs HS) |
| Sam Murphy | RHP | So. | Omaha, Neb. (Westside HS) |
| Jonathan Perlman | INF | Fr. | Dallas, Texas (Highland Park HS) |
| Stephen Richards | LHP | Jr. | Plano, Texas (Plano East HS) |
| Zac Russell | C | Fr. | Bulverde, Texas (Smithson Valley HS) |
| Travis Sample | OF | So. | Dallas, Texas (Howard JC) |
| Drew Smyly | LHP | Fr. | Little Rock, Ark. (Central HS) |
| Ben Tschepikow | INF | Sr. | Fayetteville, Ark. (Fayetteville HS) |
| Kendall Wehrle | INF/RHP | Fr. | Papillion, Neb. (Papillion-La Vista South HS) |
| Justin Wells | RHP | Sr. | Bryant, Ark. (Texarkana College) |
| Andy Wilkins | INF | So. | Broken Arrow, Okla. (Broken Arrow HS) |



2009 Results

| Date | Result | Opponent | Location |
|------|---------|----------------------|-------------------|
| 2/20 | W, 4-2 | Washington State | Fayetteville |
| 2/21 | W, 7-5 | Washington State | Fayetteville |
| 2/22 | W, 4-3 | Washington State | Fayetteville |
| 2/24 | L, 9-3 | Kansas | Fayetteville |
| 2/25 | W, 9-8 | Kansas | Fayetteville |
| 2/27 | W, 8-7 | Western Illinois | Fayetteville |
| 3/3 | W, 7-3 | Valparaiso | Fayetteville |
| 3/4 | W, 9-6 | Valparaiso | Fayetteville |
| 3/6 | W, 5-4 | California | Fayetteville |
| 3/7 | L, 12-6 | California | Fayetteville |
| 3/8 | W, 13-3 | California | Fayetteville |
| 3/10 | L, 8-3 | Centenary | Shreveport, La. |
| 3/13 | W, 11-4 | Florida* | Fayetteville |
| 3/14 | W, 8-4 | Florida* | Fayetteville |
| 3/15 | W, 4-2 | Florida* | Fayetteville |
| 3/17 | W, 7-3 | Nebraska | Fayetteville |
| 3/18 | L, 7-4 | Nebraska | Fayetteville |
| 3/20 | W, 3-2 | Auburn* | Auburn, Ala. |
| 3/21 | W, 10-6 | Auburn* | Auburn, Ala. |
| 3/22 | W, 12-6 | Auburn* | Auburn, Ala. |
| 3/25 | W, 10-0 | Missouri State | Fayetteville |
| 3/27 | W, 20-9 | Mississippi State* | Fayetteville |
| 3/27 | W, 5-1 | Mississippi State* | Fayetteville |
| 3/29 | L, 12-4 | Mississippi State* | Fayetteville |
| 3/31 | W, 2-0 | Missouri State | Springfield, Mo. |
| 4/3 | W, 6-4 | South Carolina* | Columbia, S.C. |
| 4/4 | L, 9-1 | South Carolina* | Columbia, S.C. |
| 4/5 | W, 7-4 | South Carolina* | Columbia, S.C. |
| 4/7 | W, 7-3 | Arizona State | Fayetteville |
| 4/8 | W, 8-7 | Arizona State | Fayetteville |
| 4/10 | L, 9-0 | Vanderbilt* | Fayetteville |
| 4/11 | L, 13-6 | Vanderbilt* | Fayetteville |
| 4/14 | L, 3-2 | Louisiana-Monroe | Fayetteville |
| 4/15 | W, 10-9 | Louisiana-Monroe | Fayetteville |
| 4/17 | L, 4-3 | Georgia* | Athens, Ga. |
| 4/18 | L, 4-3 | Georgia* | Athens, Ga. |
| 4/19 | W, 2-0 | Georgia* | Athens, Ga. |
| 4/21 | W, 9-6 | Oral Roberts | Tulsa, Okla. |
| 4/24 | W, 9-3 | Tennessee* | Knoxville, Tenn. |
| 4/25 | L, 5-4 | Tennessee* | Knoxville, Tenn. |
| 4/26 | W, 15-8 | Tennessee* | Knoxville, Tenn. |
| 4/28 | W, 8-7 | Oklahoma | Fayetteville |
| 5/2 | W, 11-4 | LSU* | Fayetteville |
| 5/2 | L, 5-0 | LSU* | Fayetteville |
| 5/3 | L, 4-3 | LSU* | Fayetteville |
| 5/8 | L, 2-1 | Alabama* | Tuscaloosa, Ala. |
| 5/9 | L, 8-6 | Alabama* | Tuscaloosa, Ala. |
| 5/10 | L, 6-5 | Alabama* | Tuscaloosa, Ala. |
| 5/12 | W, 3-2 | Oral Roberts | Fayetteville |
| 5/14 | L, 7-5 | Ole Miss* | Fayetteville |
| 5/15 | L, 9-3 | Ole Miss* | Fayetteville |
| 5/16 | L, 16-3 | Ole Miss* | Fayetteville |
| 5/20 | W, 8-5 | Florida! | Hoover, Ala. |
| 5/21 | L, 2-1 | Georgia! | Hoover, Ala. |
| 5/22 | W, 10-7 | Florida! | Hoover, Ala. |
| 5/23 | L, 11-1 | Vanderbilt! | Hoover, Ala. |
| 5/29 | W, 10-3 | Washington State+ | Norman, Okla. |
| 5/30 | W, 17-6 | Oklahoma+ | Norman, Okla. |
| 5/31 | W, 11-0 | Oklahoma+ | Norman, Okla. |
| 6/5 | W, 7-2 | Florida State\$ | Tallahassee, Fla. |
| 6/6 | W, 9-8 | Florida State\$ | Tallahassee, Fla. |
| 6/13 | W, 10-6 | Cal State Fullerton# | Omaha, Neb. |
| 6/15 | L, 9-1 | LSU# | Omaha, Neb. |
| 6/17 | W, 4-3 | Virginia# | Omaha, Neb. |
| 6/19 | L, 14-5 | LSU# | Omaha, Neb. |

* - SEC; ! - SEC Tournament; + - NCAA Norman Regional
\$ - NCAA Tallahassee Super Regional; # - College World Series





STRONG PITCHING, TIMELY HITTING LEAD TO SEVENTH CWS

Overall Record: 46-22 | **SEC Record:** 16-14
SEC Finish: Tied Fifth
SEC Tournament Finish: Tied Ninth
College World Series Finish: Tied Third
All-America Selections: Matt Reynolds, 3B
CWS All-Tournament Selections: None
All-SEC Selections: Bo Bigham, 2B; Dominic Ficociello, 1B; Matt Reynolds, 3B
All-SEC Tournament Selections: None

2012 Roster

Head Coach: Dave Van Horn
Assistant Coaches: Todd Butler, Dave Jorn, Brian Walker, Matt Willard

| Name | Pos. | Yr. | Hometown (Last School) |
|--------------------|--------|-----|---|
| Brian Anderson | INF | Fr. | Edmond, Okla. (Deer Creek HS) |
| Barrett Astin | RHP | So. | Forrest City, Ark. (Forrest City HS) |
| Sam Bates | OF | Sr. | Cabot, Ark. (Crowder JC) |
| DJ Baxendale | RHP | Jr. | Jacksonville, Ark. (Sylvan Hills HS) |
| Bo Bigham | INF | Sr. | Texarkana, Ark. (Arkansas HS) |
| Derrick Bleeker | OF/RHP | Jr. | Longmont, Colo. (Howard JC) |
| Jimmy Bosco | OF | So. | Granite Bay, Calif. (California) |
| Tim Carver | INF | Sr. | Fayetteville, Ark. (Fayetteville HS) |
| Conor Costello | OF/RHP | Fr. | Edmond, Okla. (Santa Fe HS) |
| Trent Daniel | LHP | Jr. | Bryant, Ark. (Arkansas-Fort Smith) |
| Randall Fant | LHP | Jr. | Texarkana, Texas (Texas HS) |
| Dominic Ficociello | INF | So. | Fullerton, Calif. (Fullerton Union HS) |
| Michael Gunn | OF/LHP | Fr. | Wilson, Ark. (Christian Brothers HS) |
| Jeff Harvill | LHP | So. | Keithville, La. (Evangel Christian Academy) |
| Cade Lynch | LHP | Jr. | Jonesboro, Ark. (Panola JC) |
| Jacob Mahan | INF | Jr. | Camarillo, Calif. (Oxnard College) |
| David Masters | INF | Fr. | Lake St. Louis, Mo. (Timberland HS) |
| Greg Milhorn | RHP | Fr. | Texarkana, Ark. (Arkansas HS) |
| Brandon Moore | RHP | So. | Van Buren, Ark. (Van Buren HS) |
| Jacob Morris | OF/RHP | So. | Coppell, Texas (Coppell HS) |
| Chris Oliver | RHP | Fr. | Farmington, Ark. (Shiloh Christian HS) |
| Jean Ramirez | C | Fr. | Ft. Worth, Texas (Boswell HS) |
| John Clay Reeves | C | Fr. | Monroe, La. (Neville HS) |
| Mark Reyes | LHP | Fr. | Hot Springs Village, Ark. (Jessieville HS) |
| Matt Reynolds | INF | Jr. | Tulsa, Okla. (Bishop Kelley HS) |
| Nolan Sanburn | RHP | So. | Kokomo, Ind. (Kokomo HS) |
| Joe Serrano | INF | Fr. | Tucson, Ariz. (Salpointe Catholic HS) |
| Landon Simpson | RHP | Fr. | Magnolia, Ark. (Magnolia HS) |
| Tyler Spoon | INF/OF | Fr. | Van Buren, Ark. (Van Buren HS) |
| Ryne Stanek | RHP | So. | Overland Park, Kan. (Blue Valley HS) |
| Colby Suggs | RHP | So. | Sulphur Springs, Texas (Sulphur Springs HS) |
| Matt Vinson | OF | Jr. | Alma, Ark. (Alma HS) |
| Jake Wise | C | So. | Houston, Texas (Cypress Falls HS) |
| Tyler Wright | LHP | Jr. | Houston, Texas (San Jacinto CC) |

2012 CWS TEAM



2012 Results

| Date | Result | Opponent | Location |
|------|--------------|--------------------|----------------------|
| 2/17 | W, 11-5 | Villanova | Fayetteville |
| 2/18 | W, 13-1 | Villanova | Fayetteville |
| 2/19 | W, 17-1 | Villanova | Fayetteville |
| 2/21 | W, 8-7 | Northwestern State | Fayetteville |
| 2/22 | W, 6-2 | Northwestern State | Fayetteville |
| 2/24 | W, 7-3 | Valparaiso | Fayetteville |
| 2/25 | W, 4-3 | Valparaiso | Fayetteville |
| 2/26 | L, 10-9 (10) | Valparaiso | Fayetteville |
| 2/28 | W, 5-0 | BYU | Fayetteville |
| 2/29 | W, 8-1 | BYU | Fayetteville |
| 3/2 | W, 3-1 | Texas Tech | Houston, Texas |
| 3/3 | L, 4-1 | Houston | Houston, Texas |
| 3/4 | W, 7-3 | Texas | Houston, Texas |
| 3/9 | W, 4-0 | Binghamton | Fayetteville |
| 3/10 | W, 5-3 | Binghamton | Fayetteville |
| 3/10 | W, 6-0 | Binghamton | Fayetteville |
| 3/13 | W, 1-0 | Gonzaga | Fayetteville |
| 3/14 | W, 5-3 | Gonzaga | Fayetteville |
| 3/16 | W, 4-3 (12) | Alabama* | Fayetteville |
| 3/17 | W, 8-4 | Alabama* | Fayetteville |
| 3/18 | W, 7-4 | Alabama* | Fayetteville |
| 3/21 | W, 10-2 | Nevada | Fayetteville |
| 3/23 | L, 11-2 | Mississippi State* | Starkville, Miss. |
| 3/24 | W, 8-0 | Mississippi State* | Starkville, Miss. |
| 3/25 | W, 8-5 (11) | Mississippi State* | Starkville, Miss. |
| 3/30 | L, 10-6 | LSU* | Baton Rouge, La. |
| 3/31 | L, 2-1 | LSU* | Baton Rouge, La. |
| 4/1 | L, 3-2 (11) | LSU* | Baton Rouge, La. |
| 4/6 | L, 4-2 | Georgia* | Fayetteville |
| 4/7 | W, 8-3 | Georgia* | Fayetteville |
| 4/8 | W, 8-0 | Georgia* | Fayetteville |
| 4/10 | L, 4-0 | Oklahoma | Norman, Okla. |
| 4/13 | W, 8-7 | Kentucky* | Fayetteville |
| 4/14 | L, 5-4 | Kentucky* | Fayetteville |
| 4/14 | L, 2-1 | Kentucky* | Fayetteville |
| 4/17 | W, 8-3 | Stephen F. Austin | Fayetteville |
| 4/17 | W, 4-3 | Stephen F. Austin | Fayetteville |
| 4/20 | L, 8-2 | Ole Miss* | Oxford, Miss. |
| 4/21 | L, 1-0 | Ole Miss* | Oxford, Miss. |
| 4/22 | W, 11-3 | Ole Miss* | Oxford, Miss. |
| 4/24 | W, 6-1 | Oral Roberts | Fayetteville |
| 4/27 | L, 3-2 | Florida* | Gainesville, Fla. |
| 4/28 | W, 5-1 | Florida* | Gainesville, Fla. |
| 4/29 | W, 3-1 (10) | Florida* | Gainesville, Fla. |
| 5/1 | W, 6-3 | Missouri | Fayetteville |
| 5/2 | W, 2-0 | Missouri | Fayetteville |
| 5/4 | L, 8-6 (10) | South Carolina* | Fayetteville |
| 5/5 | W, 7-6 | South Carolina* | Fayetteville |
| 5/6 | L, 10-7 | South Carolina* | Fayetteville |
| 5/10 | L, 3-2 (10) | Auburn* | Fayetteville |
| 5/11 | W, 5-4 | Auburn* | Fayetteville |
| 5/12 | L, 12-5 | Auburn* | Fayetteville |
| 5/15 | W, 6-5 (10) | Louisiana Tech | N. Little Rock, Ark. |
| 5/17 | W, 8-0 | Tennessee* | Knoxville, Tenn. |
| 5/18 | W, 10-3 | Tennessee* | Knoxville, Tenn. |
| 5/19 | W, 8-2 | Tennessee* | Knoxville, Tenn. |
| 5/22 | L, 9-1 | Mississippi State! | Hoover, Ala. |
| 5/23 | L, 2-0 | Ole Miss! | Hoover, Ala. |
| 6/1 | W, 5-4 | Sam Houston State+ | Houston, Texas |
| 6/2 | W, 1-0 | Rice+ | Houston, Texas |
| 6/3 | W, 5-1 | Sam Houston State+ | Houston, Texas |
| 6/9 | L, 8-1 | Baylor\$ | Waco, Texas |
| 6/10 | W, 5-4 | Baylor\$ | Waco, Texas |
| 6/11 | W, 1-0 (10) | Baylor\$ | Waco, Texas |
| 6/16 | W, 8-1 | Kent State# | Omaha, Neb. |
| 6/18 | W, 2-1 | South Carolina# | Omaha, Neb. |
| 6/21 | L, 2-0 | South Carolina# | Omaha, Neb. |
| 6/22 | L, 3-2 | South Carolina# | Omaha, Neb. |

* - SEC; ! - SEC Tournament; + - NCAA Houston Regional;
\$ - NCAA Waco Super Regional; # - College World Series

2015 CWS TEAM



BIG SECOND HALF LEADS TO EIGHTH CWS APPEARANCE

Overall Record: 40-25 | **SEC Record:** 17-12

SEC Finish: Third/Western Division

SEC Tournament Finish: Fifth

College World Series Finish: Seventh

All-America Selections: Andrew Benintendi, OF; Keaton McKinney, RHP (Freshman)

CWS All-Tournament Selections: None

SEC Player of the Year: Andrew Benintendi, OF

All-SEC Selections: Andrew Benintendi, OF; Zach Jackson, RHP;

Keaton McKinney, RHP (Freshman); Bobby Wernes, 3B (Defense)

All-SEC Tournament Selections: None

2015 Roster

Head Coach: Dave Van Horn

Assistant Coaches: Tony Vitello, Dave Jorn, Christian Kowalchuck, Tim Carver, Jake Wise

| Name | Pos. | Yr. | Hometown (Last School) |
|-------------------|--------|-----|---|
| Josh Alberius | RHP | So. | Little Rock, Ark. (Little Rock Christian Academy) |
| Andrew Benintendi | OF | So. | Cincinnati, Ohio (Madeira HS) |
| Jack Benninghoff | OF | Fr. | Overland Park, Kan. (Rockhurst HS) |
| Michael Bernal | INF | Jr. | El Paso, Texas (New Mexico JC) |
| Luke Bonfield | OF | Fr. | Skillman, N.J. (IMG Academy) |
| Matt Campbell | INF | Jr. | Chesapeake, Va. (McLennan CC) |
| Cannon Chadwick | RHP | So. | Paris, Texas (Paris JC) |
| Clark Eagan | OF/INF | So. | Appleton, Wis. (Appleton North HS) |
| Ryan Fant | LHP | Fr. | Texarkana, Texas (Texas HS) |
| Cullen Gassaway | INF | Jr. | Bedford, Texas (Blinn JC) |
| Alex Gosser | C | So. | North Little Rock, Ark. (North Little Rock HS) |
| Max Hogan | INF | Jr. | Belton, Texas (McLennan CC) |
| Zach Jackson | RHP | So. | Berryhill, Okla. (Berryhill HS) |
| Trey Killian | RHP | Jr. | Mountain Home, Ark. (Mountain Home HS) |
| Jackson Lowery | RHP | Sr. | Little Rock, Ark. (Meridian CC) |
| Brett McAfee | INF | Jr. | Longview, Texas (Panola JC) |
| Keaton McKinney | RHP/1B | Fr. | Ankeny, Iowa (Centennial HS) |
| Rick Nomura | INF | Jr. | Waipahu, Hawaii (Alvin CC) |
| Kyle Pate | LHP | Fr. | Fayetteville, Ark. (Fayetteville HS) |
| Jonah Patten | RHP | Fr. | Indianapolis, Ind. (Norwell HS) |
| Tucker Pennell | C | Jr. | Georgetown, Texas (Temple JC) |
| Lance Phillips | RHP | Sr. | Nacogdoches, Texas (Bossier Parish CC) |
| Parker Sanburn | RHP | Fr. | Kokomo, Ind. (Kokomo HS) |
| Joe Serrano | OF | Sr. | Tucson, Ariz. (Salpointe Catholic HS) |
| Carson Shaddy | C/OF | Fr. | Fayetteville, Ark. (Fayetteville HS) |
| Kevin Silky | INF | Fr. | Dublin, Calif. (Dublin HS) |
| Darien Simms | OF | Fr. | Spring, Texas (Northland Christian HS) |
| Chad Spanberger | C/1B | Fr. | Granite City, Ill. (Granite City HS) |
| Tyler Spoon | OF/INF | Jr. | Van Buren, Ark. (Van Buren HS) |
| Jacob Stone | RHP | Sr. | Fort Worth, Texas (Weatherford JC) |
| Dominic Taccolini | RHP | So. | Sugar Land, Texas (Kempner HS) |
| James Teague | RHP | So. | Bartlesville, Okla. (Bartlesville HS) |
| Bobby Wernes | INF | Jr. | Overland Park, Kan. (Neosho CC) |
| Blake Wiggins | INF/C | Fr. | Little Rock, Ark. (Pulaski Academy) |
| Krisjon Wilkerson | OF | Sr. | Bay St. Louis, Miss. (Pearl River CC) |



2015 Results

| Date | Result | Opponent | Location |
|------|-------------|------------------------|------------------------|
| 2/13 | W, 11-4 | North Dakota | Fayetteville |
| 2/14 | W, 13-2 | North Dakota | Fayetteville |
| 2/14 | W, 12-1 | North Dakota | Fayetteville |
| 2/20 | L, 9-5 | UCF | Mobile, Ala. |
| 2/21 | W, 7-0 | South Alabama | Mobile, Ala. |
| 2/22 | L, 13-6 | Maryland | Mobile, Ala. |
| 3/2 | W, 4-1 | Eastern Illinois | Fayetteville |
| 3/2 | W, 8-1 | Eastern Illinois | Fayetteville |
| 3/3 | W, 7-0 | Eastern Illinois | Fayetteville |
| 3/6 | W, 2-1 | Loyola Marymount | Fayetteville |
| 3/7 | W, 13-7 | Loyola Marymount | Fayetteville |
| 3/8 | L, 9-0 | Loyola Marymount | Fayetteville |
| 3/10 | L, 6-2 | Gonzaga | Fayetteville |
| 3/11 | L, 15-5 | Gonzaga | Fayetteville |
| 3/14 | L, 8-7 (12) | Vanderbilt* | Nashville, Tenn. |
| 3/14 | L, 9-1 | Vanderbilt* | Nashville, Tenn. |
| 3/15 | L, 1-0 | Vanderbilt* | Nashville, Tenn. |
| 3/17 | W, 4-3 | Southeast Missouri St. | Fayetteville |
| 3/18 | L, 12-11 | Southeast Missouri St. | Fayetteville |
| 3/19 | W, 5-1 | LSU* | Fayetteville |
| 3/20 | L, 16-3 | LSU* | Fayetteville |
| 3/21 | L, 7-4 | LSU* | Fayetteville |
| 3/24 | L, 5-4 | Memphis | N. Little Rock, Ark. |
| 3/25 | W, 7-3 | Memphis | Memphis, Tenn. |
| 3/26 | W, 10-3 | Ole Miss* | Fayetteville |
| 3/27 | L, 5-4 | Ole Miss* | Fayetteville |
| 3/28 | W, 5-2 | Ole Miss* | Fayetteville |
| 3/31 | L, 2-0 | Missouri State | Fayetteville |
| 4/3 | W, 10-7 | Auburn* | Auburn, Ala. |
| 4/4 | L, 3-2 | Auburn* | Auburn, Ala. |
| 4/5 | W, 6-4 | Auburn* | Auburn, Ala. |
| 4/7 | W, 8-1 | Miss. Valley State | Fayetteville |
| 4/8 | W, 14-0 | Miss. Valley State | Fayetteville |
| 4/10 | W, 5-3 | Kentucky* | Fayetteville |
| 4/11 | L, 16-4 | Kentucky* | Fayetteville |
| 4/12 | W, 7-3 | Kentucky* | Fayetteville |
| 4/14 | W, 8-2 | Stephen F. Austin | Fayetteville |
| 4/15 | W, 15-3 | Stephen F. Austin | Fayetteville |
| 4/18 | L, 16-3 | Texas A&M* | College Station, Texas |
| 4/18 | W, 9-8 | Texas A&M* | College Station, Texas |
| 4/19 | W, 8-2 | Texas A&M* | College Station, Texas |
| 4/24 | W, 7-6 | Mississippi State* | Fayetteville |
| 4/25 | W, 6-1 | Mississippi State* | Fayetteville |
| 4/26 | L, 2-1 | Mississippi State* | Fayetteville |
| 4/30 | W, 5-1 | Alabama* | Tuscaloosa, Ala. |
| 5/1 | W, 8-4 | Alabama* | Tuscaloosa, Ala. |
| 5/2 | W, 4-0 | Alabama* | Tuscaloosa, Ala. |
| 5/8 | L, 5-4 | Tennessee* | Fayetteville |
| 5/10 | W, 5-2 | Tennessee* | Fayetteville |
| 5/12 | W, 6-2 | Creighton | Omaha, Neb. |
| 5/14 | L, 10-1 | Georgia* | Athens, Ga. |
| 5/15 | W, 9-0 | Georgia* | Athens, Ga. |
| 5/16 | W, 8-1 | Georgia* | Athens, Ga. |
| 5/19 | W, 2-1 | Tennessee! | Hoover, Ala. |
| 5/20 | W, 7-6 | Florida! | Hoover, Ala. |
| 5/21 | L, 10-5 | LSU! | Hoover, Ala. |
| 5/22 | L, 10-0 | Florida! | Hoover, Ala. |
| 5/29 | W, 8-6 | Oral Roberts+ | Stillwater, Okla. |
| 5/30 | W, 7-5 | Oklahoma St.+ | Stillwater, Okla. |
| 5/31 | W, 4-3 | St. John's+ | Stillwater, Okla. |
| 6/5 | W, 18-4 | Missouri State\$ | Fayetteville |
| 6/6 | L, 3-1 | Missouri State\$ | Fayetteville |
| 6/7 | W, 3-2 | Missouri State\$ | Fayetteville |
| 6/13 | L, 5-3 | Virginia# | Omaha, Neb. |
| 6/15 | L, 4-3 | Miami# | Omaha, Neb. |

* - SEC; ! - SEC Tournament; + - NCAA Stillwater Regional;

\$ - NCAA Fayetteville Super Regional; # - College World Series

ROAD TO OMAHA HISTORY

| | | |
|---|--------------|----------|
| NCAA Tournament (74-63, .540) | | |
| Regional Record: | 54-41 (.568) | |
| Super Regional Record: | 9-6 (.600) | |
| CWS Record: | 11-16 (.407) | |
| 2017 Fayetteville Regional (3-2) | | |
| Baum Stadium • Fayetteville, Ark. | | |
| Oral Roberts | W | 3-0 |
| Missouri State | L | 5-4 |
| Oral Roberts | W | 4-3 |
| Missouri State | W | 11-10 |
| Missouri State | L | 3-2 |
| 2015 Stillwater Regional (3-0) | | |
| Allie P. Reynolds Stadium • Stillwater, Okla. | | |
| Oral Roberts | W | 8-6 |
| Oklahoma State | W | 7-5 |
| St. John's | W | 4-3 |
| 2015 Fayetteville Super Regional (2-1) | | |
| Baum Stadium • Fayetteville, Ark. | | |
| Missouri State | W | 18-4 |
| Missouri State | L | 3-1 |
| Missouri State | W | 3-2 |
| 2015 College World Series (0-2) | | |
| TD Ameritrade Park • Omaha, Neb. | | |
| Virginia | L | 5-3 |
| Miami (Fla.) | L | 4-3 |
| 2014 Charlottesville Regional (2-2) | | |
| Davenport Field • Charlottesville, Va. | | |
| Liberty | W | 3-2 |
| Virginia | L | 3-0 |
| Bucknell | W | 10-0 |
| Virginia | L | 9-2 |
| 2013 Manhattan Regional (2-2) | | |
| Tointon Stadium • Manhattan, Kan. | | |
| Bryant | L | 4-1 |
| Wichita State | W | 3-1 |
| Bryant | W | 12-3 |
| Kansas State | L | 4-3 |
| 2012 Houston Regional (3-0) | | |
| Reckling Park • Houston, Texas | | |
| Sam Houston State | W | 5-4 |
| Rice | W | 1-0 |
| Sam Houston State | W | 5-1 |
| 2012 Waco Super Regional (2-1) | | |
| Baylor Ballpark • Waco, Texas | | |
| Baylor | L | 8-1 |
| Baylor | W | 5-4 |
| Baylor | W | 1-0 (10) |
| 2012 College World Series (2-2) | | |
| T.D. Ameritrade Park • Omaha, Neb. | | |
| Kent State | W | 8-1 |
| South Carolina | W | 2-1 |
| South Carolina | L | 2-0 |
| South Carolina | L | 3-2 |
| 2011 Tempe Regional (2-2) | | |
| Packard Stadium • Tempe, Ariz. | | |
| Charlotte | L | 3-2 |
| New Mexico | W | 3-0 |
| Charlotte | W | 11-3 |
| Arizona State | L | 13-4 |
| 2010 Fayetteville Regional (3-1) | | |
| Baum Stadium • Fayetteville, Ark. | | |
| Grambling State | W | 19-7 |
| Washington State | W | 6-4 |
| Washington State | L | 10-7 |

| | | |
|---|---|----------|
| Washington State | W | 7-2 |
| 2010 Tempe Super Regional (0-2) | | |
| Packard Stadium • Tempe, Ariz. | | |
| Arizona State | L | 7-6 (12) |
| Arizona State | L | 7-5 (12) |
| 2009 Norman Regional (3-0) | | |
| Mitchell Park • Norman, Okla. | | |
| Washington State | W | 10-3 |
| Oklahoma | W | 17-6 |
| Oklahoma | W | 11-0 |
| 2009 Tallahassee Super Regional (2-0) | | |
| Howser Stadium • Tallahassee, Fla. | | |
| Florida State | W | 7-2 |
| Florida State | W | 9-8 |
| 2009 College World Series (2-2) | | |
| Rosenblatt Stadium • Omaha, Neb. | | |
| Cal State Fullerton | W | 10-6 |
| LSU | L | 9-1 |
| Virginia | W | 4-3 (12) |
| LSU | L | 14-5 |
| 2008 Stanford Regional (0-2) | | |
| Klein Field • Palo Alto, Calif. | | |
| Pepperdine | L | 4-3 |
| Stanford | L | 5-1 |
| 2007 Fayetteville Regional (2-2) | | |
| Baum Stadium • Fayetteville, Ark. | | |
| Albany | W | 9-0 |
| Oklahoma State | L | 14-3 |
| Creighton | W | 6-0 |
| Oklahoma State | L | 7-6 |
| 2006 Fayetteville Regional (1-2) | | |
| Baum Stadium • Fayetteville, Ark. | | |
| Oral Roberts | L | 4-3 (11) |
| Princeton | W | 6-2 |
| Oklahoma State | L | 6-5 |
| 2005 Austin Regional (2-2) | | |
| Disch-Falk Field • Austin, Texas | | |
| Miami (Ohio) | W | 9-5 |
| Texas | W | 9-2 |
| Texas | L | 19-8 |
| Texas | L | 5-2 |
| 2004 Fayetteville Regional (4-1) | | |
| Baum Stadium • Fayetteville, Ark. | | |
| Le Moyne | W | 4-1 |
| Wichita State | L | 4-3 |
| Missouri | W | 10-7 |
| Wichita State | W | 11-9 |
| Wichita State | W | 4-3 |
| 2004 Fayetteville Super Regional (2-0) | | |
| Baum Stadium • Fayetteville, Ark. | | |
| Florida State | W | 7-5 |
| Florida State | W | 4-2 |
| 2004 College World Series (0-2) | | |
| Rosenblatt Stadium • Omaha, Neb. | | |
| Texas | L | 13-2 |
| Arizona | L | 7-2 |
| 2003 Austin Regional (1-2) | | |
| Disch-Falk Field • Austin, Texas | | |
| Lamar | L | 3-2 |
| Bucknell | W | 10-7 |
| Lamar | L | 7-6 |

| | | |
|---|---|----------|
| 2002 Wichita Regional (3-0) | | |
| Eck Stadium • Wichita, Kan. | | |
| Oklahoma | W | 8-5 |
| Oral Roberts | W | 7-6 |
| Oral Roberts | W | 11-6 |
| 2002 Clemson Super Regional (1-2) | | |
| Kingsmore Stadium • Clemson, S.C. | | |
| Clemson | W | 9-6 |
| Clemson | L | 8-7 |
| Clemson | L | 7-4 |
| 1999 Fayetteville Regional (1-2) | | |
| Baum Stadium • Fayetteville, Ark. | | |
| Delaware | W | 10-6 |
| SMS | L | 9-8 (10) |
| Clemson | L | 12-4 |
| 1998 Midwest Regional (1-2) | | |
| Eck Stadium • Wichita, Kan. | | |
| Arizona State | L | 8-4 |
| Wichita State | W | 3-2 (11) |
| Georgia Tech | L | 2-0 |
| 1996 Central II Regional (0-2) | | |
| Dan Law Field • Lubbock, Texas | | |
| Oklahoma State | L | 6-5 |
| Southern California | L | 15-5 |
| 1995 Midwest I Regional (0-2) | | |
| Eck Stadium • Wichita, Kan. | | |
| Stanford | L | 10-3 |
| Texas Tech | L | 14-10 |
| 1990 Midwest Regional (0-2) | | |
| Eck Stadium • Wichita, Kan. | | |
| Fordham | L | 8-5 |
| Wichita State | L | 7-6 |
| 1989 Northeast Regional (4-1) | | |
| Municipal Stadium • Waterbury, Conn. | | |
| Le Moyne | L | 7-5 |
| George Washington | W | 8-2 |
| Illinois | W | 9-2 |
| Arizona State | W | 1-0 |
| Le Moyne | W | 6-5 |
| 1989 College World Series (1-2) | | |
| Rosenblatt Stadium • Omaha, Neb. | | |
| Wichita State | L | 3-2 |
| North Carolina | W | 7-3 |
| Wichita State | L | 8-4 |
| 1988 Midwest Regional (0-2) | | |
| Allie P. Reynolds Stadium • Stillwater, Okla. | | |
| Loyola-Marymount | L | 8-3 |
| Oklahoma State | L | 13-7 |
| 1987 NCAA South I Regional (4-0) | | |
| Joe W. Davies Stadium • Huntsville, Ala. | | |
| Middle Tenn. State | W | 10-7 |

| | | |
|---|---|----------|
| West Virginia | W | 7-2 |
| Clemson | W | 6-5 (10) |
| Clemson | W | 4-2 |
| 1987 College World Series (1-2) | | |
| Rosenblatt Stadium • Omaha, Neb. | | |
| Texas | L | 13-6 |
| Georgia | W | 5-4 |
| LSU | L | 5-2 |
| 1986 NCAA Midwest Regional (1-2) | | |
| Allie P. Reynolds Stadium • Stillwater, Okla. | | |
| Oregon State | W | 4-3 |
| Stanford | L | 2-0 |
| Oregon State | L | 1-0 |
| 1985 South II Regional (4-0) | | |
| Seminole Stadium • Tallahassee, Fla. | | |
| Eastern Kentucky | W | 20-13 |
| George Mason | W | 13-9 |
| Florida State | W | 7-6 |
| Georgia Tech | W | 7-5 |
| 1985 College World Series (2-2) | | |
| Rosenblatt Stadium • Omaha, Neb. | | |
| South Carolina | W | 1-0 |
| Mississippi State | L | 5-4 |
| Stanford | W | 10-4 |
| Texas | L | 8-7 |
| 1983 Midwest Regional (0-2) | | |
| Allie P. Reynolds Stadium • Stillwater, Okla. | | |
| Oral Roberts | L | 7-6 |
| Wichita State | L | 6-3 |
| 1980 Midwest Regional (1-2) | | |
| J.L. Johnson Stadium • Tulsa, Okla. | | |
| Oral Roberts | W | 3-2 |
| Missouri | L | 6-0 |
| California | L | 7-1 |
| 1979 East Regional (4-0) | | |
| Seminole Stadium • Tallahassee, Fla. | | |
| George Washington | W | 12-11 |
| Florida | W | 9-1 |
| Delaware | W | 8-6 |
| Delaware | W | 4-3 |
| 1979 College World Series (3-2) | | |
| Rosenblatt Stadium • Omaha, Neb. | | |
| Pepperdine | W | 5-4 |
| Arizona | W | 10-3 |
| Texas | W | 9-4 |
| Cal State Fullerton | L | 13-10 |
| Cal State Fullerton | L | 2-1 |
| 1973 NCAA District VI (0-2) | | |
| Arlington Stadium • Arlington, Texas | | |
| Trinity | L | 6-0 |
| Texas-Pan American | L | 4-2 |



After a late start and multiple weather delays, Arkansas staved off elimination against Missouri State in the 2017 NCAA Fayetteville Regional after infielder Jared Gates hit a go-ahead home run just before 3 a.m.

CONFERENCE TOURNAMENT HISTORY

SEC Tournament (31-39)

| | | |
|--|---|----------|
| 2017 SEC Tournament (3-2) | | |
| Hoover Metropolitan Stadium • Hoover, Ala. | | |
| Mississippi State | L | 4-3 |
| Auburn | W | 12-0 (7) |
| Mississippi State | W | 9-2 |
| Florida | W | 16-0 (7) |
| LSU | L | 4-2 |

| | | |
|--|---|------|
| 2015 SEC Tournament (2-2) | | |
| Hoover Metropolitan Stadium • Hoover, Ala. | | |
| Tennessee | W | 2-1 |
| Florida | W | 7-6 |
| LSU | L | 10-5 |
| Florida | L | 10-0 |

| | | |
|--|---|------|
| 2014 SEC Tournament (3-2) | | |
| Hoover Metropolitan Stadium • Hoover, Ala. | | |
| Texas A&M | W | 4-0 |
| Ole Miss | W | 2-1 |
| LSU | L | 7-2 |
| Ole Miss | W | 8-7 |
| LSU | L | 11-1 |

| | | |
|--|---|----------|
| 2013 SEC Tournament (2-1) | | |
| Hoover Metropolitan Stadium • Hoover, Ala. | | |
| Ole Miss | W | 2-1 (10) |
| LSU | W | 4-1 |
| LSU | L | 3-1 |

| | | |
|-----------------------------|---|-----|
| 2012 SEC Tournament (0-2) | | |
| Regions Park • Hoover, Ala. | | |
| Mississippi State | L | 9-1 |
| Ole Miss | L | 2-0 |

| | | |
|-----------------------------|---|-----|
| 2011 SEC Tournament (2-2) | | |
| Regions Park • Hoover, Ala. | | |
| Alabama | L | 7-4 |
| Mississippi State | W | 7-2 |
| Alabama | W | 4-1 |
| Vanderbilt | L | 3-2 |

| | | |
|-----------------------------|---|-----|
| 2010 SEC Tournament (0-2) | | |
| Regions Park • Hoover, Ala. | | |
| Vanderbilt | L | 2-0 |
| Florida | L | 5-4 |

| | | |
|-----------------------------|---|------|
| 2009 SEC Tournament (2-2) | | |
| Regions Park • Hoover, Ala. | | |
| Florida | W | 8-5 |
| Georgia | L | 2-1 |
| Florida | W | 10-7 |
| Vanderbilt | L | 11-1 |

| | | | |
|-----------------------------|---|-----|--|
| 2007 SEC Tournament (3-1) | | | |
| Regions Park • Hoover, Ala. | | | |
| Alabama | W | 6-0 | |
| South Carolina | W | 6-0 | |
| South Carolina | W | 3-2 | |
| Vanderbilt | L | 7-4 | |

| | | | |
|--|---|-----|--|
| 2006 SEC Tournament (0-2) | | | |
| Hoover Metropolitan Stadium • Hoover, Ala. | | | |
| Ole Miss | L | 9-4 | |
| Alabama | L | 4-3 | |

| | | | |
|--|---|-----|--|
| 2005 SEC Tournament (0-2) | | | |
| Hoover Metropolitan Stadium • Hoover, Ala. | | | |
| Florida | L | 9-8 | |
| Alabama | L | 5-4 | |

| | | | |
|--|---|-----|--|
| 2004 SEC Tournament (2-2) | | | |
| Hoover Metropolitan Stadium • Hoover, Ala. | | | |
| Tennessee | L | 8-6 | |
| Ole Miss | W | 4-3 | |
| Tennessee | W | 4-1 | |
| South Carolina | L | 3-2 | |

| | | | |
|--|---|-----|--|
| 2003 SEC Tournament (0-2) | | | |
| Hoover Metropolitan Stadium • Hoover, Ala. | | | |
| LSU | L | 5-4 | |
| Ole Miss | L | 8-7 | |

| | | | |
|--|---|------|--|
| 2002 SEC Tournament (1-2) | | | |
| Hoover Metropolitan Stadium • Hoover, Ala. | | | |
| South Carolina | L | 10-1 | |
| Auburn | W | 8-5 | |
| South Carolina | L | 6-2 | |

| | | | |
|--|---|----------|--|
| 1999 SEC Tournament (4-2) | | | |
| Hoover Metropolitan Stadium • Hoover, Ala. | | | |
| Kentucky | W | 6-4 | |
| Auburn | L | 3-2 (11) | |
| LSU | W | 9-8 | |
| Auburn | W | 9-5 | |
| Auburn | W | 9-6 | |
| Alabama | L | 9-3 | |

| | | | |
|--|---|------|--|
| 1998 SEC Tournament (3-1) | | | |
| Hoover Metropolitan Stadium • Hoover, Ala. | | | |
| LSU | W | 8-4 | |
| Mississippi State | W | 10-3 | |
| Mississippi State | W | 7-3 | |
| Auburn | L | 7-5 | |

| | | |
|-----------------------------|---|-----|
| 1997 SEC Tournament (0-1) | | |
| Golden Park • Columbus, Ga. | | |
| Auburn | L | 7-3 |

| | | |
|--|---|-----|
| 1996 SEC Tournament (0-1) | | |
| Hoover Metropolitan Stadium • Hoover, Ala. | | |
| Kentucky | L | 7-5 |

| | | |
|--------------------------------------|---|-----|
| 1995 SEC W. Div. Tournament (2-2) | | |
| Dudy Noble Field • Starkville, Miss. | | |
| Ole Miss | W | 5-2 |
| Alabama | W | 5-2 |
| Alabama | L | 8-7 |
| LSU | L | 7-6 |

| | | |
|-----------------------------------|---|----------|
| 1994 SEC W. Div. Tournament (0-2) | | |
| Swayze Field • Oxford, Miss. | | |
| Auburn | L | 3-1 (17) |
| LSU | L | 5-2 |

| | | |
|-------------------------------------|---|------|
| 1993 SEC W. Div. Tournament (1-2) | | |
| Alex Box Stadium • Baton Rouge, La. | | |
| Mississippi State | W | 5-2 |
| Auburn | L | 3-1 |
| LSU | L | 13-7 |

| | | |
|------------------------------|---|-----|
| 1992 SEC Tournament (1-2) | | |
| Superdome • New Orleans, La. | | |
| South Carolina | W | 8-6 |
| LSU | L | 8-1 |
| South Carolina | L | 9-5 |

SWC Tournament (18-25)

| | | |
|----------------------------------|---|------|
| 1990 SWC Tournament (1-2) | | |
| Disch-Falk Field • Austin, Texas | | |
| Rice | W | 7-5 |
| Texas | L | 11-4 |
| Houston | L | 7-1 |

| | | |
|--------------------------------------|---|-----|
| 1989 SWC Tournament (1-2) | | |
| Olsen Field • College Station, Texas | | |
| Texas | L | 8-3 |
| Houston | W | 5-4 |
| Texas | L | 9-1 |

| | | |
|--|---|-----|
| 1988 SWC Tournament (0-2) | | |
| George Cole Field • Fayetteville, Ark. | | |
| Texas A&M | L | 4-3 |
| Texas | L | 7-1 |

| | | |
|----------------------------------|---|------|
| 1987 SWC Tournament (2-2) | | |
| Disch-Falk Field • Austin, Texas | | |
| Texas A&M | W | 4-3 |
| Texas | L | 10-3 |
| Houston | W | 14-9 |
| Texas | L | 3-2 |

| | | |
|--------------------------------------|---|-----|
| 1986 SWC Tournament (0-1) | | |
| Olsen Field • College Station, Texas | | |
| Texas A&M | L | 4-0 |

| | | |
|--|---|------|
| 1985 SWC Tournament (3-0) | | |
| George Cole Field • Fayetteville, Ark. | | |
| Baylor | W | 6-4 |
| Texas | W | 9-5 |
| Texas | W | 10-6 |

| | | |
|----------------------------------|---|-----|
| 1984 SWC Tournament (0-2) | | |
| Disch-Falk Field • Austin, Texas | | |
| Texas | L | 8-1 |
| Rice | L | 8-1 |

| | | |
|----------------------------------|---|------|
| 1983 SWC Tournament (3-2) | | |
| Disch-Falk Field • Austin, Texas | | |
| Houston | W | 4-3 |
| Texas | L | 9-2 |
| Houston | W | 9-7 |
| Texas | W | 5-4 |
| Texas | L | 14-0 |

| | | |
|--------------------------------------|---|-----|
| 1982 SWC Tournament (1-2) | | |
| Olsen Field • College Station, Texas | | |
| Houston | W | 9-6 |
| Texas | L | 8-0 |
| Houston | L | 9-8 |

| | | |
|----------------------------------|---|------|
| 1981 SWC Tournament (2-2) | | |
| Disch-Falk Field • Austin, Texas | | |
| Houston | L | 7-2 |
| Rice | W | 5-4 |
| Houston | W | 9-3 |
| Texas | L | 11-1 |

| | | |
|--------------------------------------|---|-------|
| 1980 SWC Tournament (3-2) | | |
| Olsen Field • College Station, Texas | | |
| Texas A&M | W | 19-10 |
| Texas | L | 6-4 |
| Texas Tech | W | 6-5 |
| Texas | W | 8-7 |
| Texas | L | 9-4 |

| | | |
|----------------------------------|---|------|
| 1979 SWC Tournament (2-2) | | |
| Disch-Falk Field • Austin, Texas | | |
| Baylor | W | 6-1 |
| Texas | L | 6-2 |
| Texas A&M | W | 6-2 |
| Texas | L | 12-6 |

| | | |
|----------------------------------|---|-----|
| 1978 SWC Tournament (0-2) | | |
| Disch-Falk Field • Austin, Texas | | |
| Baylor | L | 1-0 |
| Texas A&M | L | 5-0 |


| | | |
|----------------------------------|---|-----|
| 1977 SWC Tournament (0-2) | | |
| Disch-Falk Field • Austin, Texas | | |
| Texas A&M | L | 5-2 |
| Texas | L | 8-1 |



Jess Todd struck out a school-record 17 batters, including the first nine hitters he faced, in Arkansas' 6-0 win over South Carolina in the 2007 SEC Tournament.



ALL-AMERICANS (22)




Tim Lollar
P/DH - 1978




Ronn Reynolds
C - 1979




Steve Krueger
LHP - 1980



Kevin McReynolds
OF - 1980, 81



Jeff King
3B - 1985, 86




Mike Loggins
OF - 1985




Ralph Kraus
OF - 1986




Andy Skeels
C - 1987




Troy Eklund
OF - 1989



Greg D'Alexander
3B - 1990



Phillip Stidham
RHP - 1990, 91




Kenderick Moore
2B - 1996



Ryan Lundquist
OF - 1997



Charlie Isaacson
RHP - 1999



David Walling
RHP - 1998, 99



Jess Todd
RHP - 2007



Nick Schmidt
LHP - 2006, 07




Zack Cox
INF - 2010



Brett Eibner
OF/RHP - 2010



Matt Reynolds
INF - 2012




Ryne Stanek
RHP - 2013




Andrew Benintendi
OF - 2015


FRESHMAN ALL-AMERICANS (19)




Jeff King
3B - 1984



Phillip Stidham
RHP - 1989



Matt Carnes
RHP - 1995



Matt Erickson
3B - 1995



Brian Kirby
OF - 1998



Charlie Isaacson
RHP - 1999




Jake Dugger
OF - 2004



Danny Hamblin
DH - 2004



Nick Schmidt
LHP - 2005



Shaun Seibert
RHP - 2005



James Ewing
2B - 2006



Brett Eibner
OF/RHP - 2008



Zack Cox
3B - 2009



Barrett Astin
RHP - 2011



Dominic Ficociello
INF - 2011



Nolan Sanburn
RHP - 2011



Tyler Spoon
OF - 2013



Keaton McKinney
RHP - 2015




Dominic Fletcher
CF - 2017

ALL-SEC (37)




Allen Williams
INF - 1992 (2nd)
1994 (2nd)




Ty Bilderback
OF - 1995 (1st)




Kit Pellow
DH - 1995 (1st)




Matt Carnes
RHP - 1996 (2nd),
1997 (2nd)



Kenderick Moore
2B - 1996 (1st)



Matt Erickson
3B - 1996 (2nd)
1997 (1st)




Jeremy Jackson
OF - 1997 (1st)




Ryan Lundquist
OF - 1997 (1st),
1998 (2nd)



Charlie Isaacson
RHP - 1999 (1st)



Rodney Nye
3B - 1999 (2nd)



David Walling
RHP - 1998 (1st),
1999 (2nd)



Ryan Fox
OF - 2003 (1st)



Scott Hode
SS - 2004 (2nd)



Clint Arnold
OF - 2005 (Fr.)




Jake Dugger
OF - 2006 (2nd)



Jess Todd
RHP - 2007 (1st)



Nick Schmidt
LHP - 2005 (Fr.),
2006 (1st), 2007 (1st)



Dallas Keuchel
LHP - 2007 (Fr.)



Logan Forsythe
3B - 2008 (1st)



Zack Cox
INF - 2010 (1st)



Brett Eibner
OF/RHP - 2010 (2nd)



Drew Smyly
LHP - 2010 (2nd)



DJ Baxendale
RHP - 2011 (2nd)



Dominic Ficociello
INF - 2011 (Fr., Def.),
2012 (Def.)



Bo Bigham
INF - 2012 (2nd)



Matt Reynolds
INF - 2012 (1st)



Brian Anderson
OF - 2013 (2nd)



Ryne Stanek
RHP - 2013 (1st)



Jake Wise
C - 2014 (Def.)



Eric Fisher
1B - 2014 (2nd, Def.)



Andrew Benintendi
OF - 2014 (Fr.),
2015 (1st)



Zach Jackson
RHP - 2015 (1st)



Keaton McKinney
RHP - 2015 (Fr.)



Bobby Wernes
3B - 2015 (Def.)



Jax Biggers
SS - 2017 (2nd)



Grant Koch
C - 2017 (1st)



Dominic Fletcher
CF - 2017 (Fr.)

All-SWC Selections

| Player, Pos. | Year(s) |
|------------------------|---------|
| Marc Brumble, OF | 1977 |
| Kevin Campbell, RHP | 1984 |
| Bubba Carpenter, 1B/OF | 1989-91 |
| Charlie Corbell, RHP | 1982 |
| Greg D'Alexander, 3B | 1989-90 |
| Billy Dees, 1B | 1982-83 |
| Tim Deitz, RHP | 1985 |
| Bobby Edwards, RHP | 1987-88 |
| Troy Eklund, OF | 1988-89 |
| Fred Farwell, RHP | 1985 |
| Tony Gilmore, C | 1990 |
| Jeff Hemm, C | 1978 |
| John Hennell, 1B | 1981 |
| Mark Johnson, OF | 1990-91 |
| Jeff King, 3B | 1985-86 |
| Ralph Kraus, OF | 1986 |
| Steve Krueger, LHP | 1979-80 |
| Mike Loggins, OF | 1984-85 |
| Tim Lollar, LHP/DH | 1978 |
| Scott Loseke, OF | 1983 |
| Kevin McReynolds, OF | 1980-81 |
| Bill Montgomery, OF | 1976 |
| Mike Oquist, RHP | 1989 |
| Tom Pagnozzi, C | 1983 |
| Steve Parker, RHP | 1986 |
| Dave Patterson, 1B | 1986 |
| Tim Peters, RHP | 1987 |
| Kirk Piskor, C/OF | 1991 |

| | |
|----------------------|----------|
| Scott Pose, OF | 1989 |
| Johnny Ray, 2B | 1978-79 |
| Ronn Reynolds, C | 1979 |
| Norm Roberts, OF | 1983, 85 |
| Kenny Rogers, 3B | 1981 |
| Andy Skeels, C | 1987 |
| Phillip Stidham, RHP | 1989-91 |
| Mark Swope, RHP | 1989-90 |
| Scott Tabor, RHP | 1981-82 |
| Tim Thomas, 2B | 1990 |
| Dave Van Horn, 2B | 1982 |
| Ed Wallace, 1B | 1979 |
| Larry Wallace, SS | 1979 |
| Doyle Wilson, C | 1986 |

All-SWC Tournament Selections

| Player, Pos. | Year(s) |
|---------------------|------------|
| Marc Brumble, OF | 1979 |
| Bubba Carpenter, 1B | 1990 |
| Don Carter, OF | 1981 |
| Randell Carter, 2B | 1980 |
| Charlie Corbell, P | 1983 |
| Tim Deitz, P | 1985 |
| Fred Farwell, P | 1985 |
| Jeff Hemm, C | 1977 |
| John Hennell, 1B | 1979-81 |
| Jeff Houck, OF | 1990 |
| Jeff King, 3B | 1984, 1985 |
| Ralph Kraus, OF | 1986 |
| Mike Loggins, OF | 1985 |

| | |
|----------------------|------------|
| Scott Loseke, OF | 1982, 1983 |
| Kevin McReynolds, OF | 1980 (MVP) |
| Dave Patterson, 1B | 1985 (MVP) |
| Kirk Piskor, OF | 1990 |
| Johnny Ray, 2B | 1979 |
| Ronn Reynolds, C | 1979, 1980 |
| Norm Roberts, OF | 1983, 1985 |
| Mike Robinson, OF | 1982 |
| Kenny Rogers, 3B | 1981 |
| Andy Skeels, C | 1987 |
| Scott Tabor, P | 1979 |
| Reggie Thomas, DH/OF | 1980, 1981 |
| Dave Van Horn, 2B | 1982 |
| Reggie Thomas, DH/OF | 1980, 1981 |
| Dave Van Horn, 2B | 1982 |
| Larry Wallace, SS | 1979 |
| Doyle Wilson, C | 1985 |

SEC All-Tournament Selections

| Player, Pos. | Year(s) |
|----------------------|---------|
| Bo Bigham, 2B | 2009 |
| Luke Bonfield, OF/DH | 2017 |
| Mark Burnett, 2B | 1999 |
| Brent Caldwell, C | 1998 |
| Matt Carnes, RHP | 1995 |
| Cody Clark, C | 2002 |
| Casey Coon, OF | 2007 |
| Zack Cox, 3B | 2009 |
| Jake Dugger, OF | 2004 |
| Scott Epps, C | 1992 |

| | |
|------------------------|------------------|
| Danny Hamblin, 1B | 2007 |
| Joe Jester, SS | 1998-99 |
| James McCann, C | 2011 |
| Kenderick Moore, 1B/OF | 1994, 99 |
| Kacey Murphy, LHP | 2017 |
| Rodney Nye, 1B | 1998, 1999 (MVP) |
| Nick Pitts, OF | 2003 |
| Kyle Robinson, OF | 2011 |
| Nick Schmidt, LHP | 2007 |
| David Skeels, C | 1995 |
| Chad Spanberger, 1B | 2017 (MVP) |
| Tyler Spoon, OF | 2013 |
| Ryne Stanek, RHP | 2013 |
| Jess Todd, RHP | 2007 |
| Ben Tschepikow, SS | 2009 |
| Matt Vinson, OF | 2013 |
| Jack Welsh, OF | 1998 |

CWS All-Tournament Selections

| Player, Pos. | Year(s) |
|----------------------|---------|
| Marc Brumble, OF | 1979 |
| Jeff King, 3B | 1985 |
| Ralph Kraus, OF | 1985 |
| Steve Krueger, LHP | 1979 |
| Kevin McReynolds, OF | 1979 |
| Larry Wallace, SS | 1979 |

MLB DRAFT (213)

Key: Players selected in the June first-year player draft unless otherwise noted. Following the 1987 season there has only been one draft (June Draft). The first MLB Draft was held in 1965. Prior to 1965, players just signed professional contracts once their collegiate careers were over.

\$ - Selected in January draft
% - Selected in June secondary draft
* - Played or plays in the Major Leagues
^ - Returned to school

| First-Round Razorbacks | | | |
|------------------------|-----------------------|-----------|-----------|
| Year | Player | Team | Rd (Pick) |
| 1981 | Kevin McReynolds, OF | Padres | 1st (6) |
| 1986 | Jeff King, SS/3B | Pirates | 1st (1) |
| 1999 | David Walling, RHP | Yankees | 1st (27) |
| 2007 | Nick Schmidt, LHP | Padres | 1st (23) |
| 2008 | Logan Forsythe, 3B | Padres | 1st (46) |
| 2010 | Zack Cox, 3B | Cardinals | 1st (25) |
| 2013 | Ryne Stanek, RHP | Rays | 1st (29) |
| 2015 | Andrew Benintendi, OF | Red Sox | 1st (7) |

| 1965 (1) | | | |
|---------------|-------|------------|--|
| Bill Gray, OF | Twins | 37th (665) | |

| 1973 (4) | | | |
|---------------------|-----------|------------|--|
| Keith Cochran, 2B | Cardinals | 33rd (683) | |
| Thurman Smith, OF | Cardinals | 45th (733) | |
| Tommy Neal, OF | Cardinals | 47th (737) | |
| Stephen Ballard, 1B | Cardinals | 48th (739) | |

| 1975 (1) | | | |
|-------------------|--------|------------|--|
| Richard Miller, P | Astros | 15th (350) | |

| 1976 (1) | | | |
|------------------|---------|------------|--|
| Byron Ormsby, SS | Red Sox | 16th (382) | |

| 1977 (1) | | | |
|-------------------|---------|-----------|--|
| Tim Lollar, LHP** | Indians | 5th (115) | |

| 1978 (3) | | | |
|---------------------|---------|------------|--|
| Tim Lollar, LHP* | Yankees | 4th (104) | |
| Arvis Harper, OF | Astros | 14th (349) | |
| Bill Bakewell, RHP^ | Reds | 28th (657) | |

| 1979 (2) | | | |
|--------------------|-----------|------------|--|
| Ronn Reynolds, C** | White Sox | 5th (109) | |
| Johnny Ray, 2B* | Astros | 12th (294) | |

| 1980 (5) | | | |
|--------------------|----------|------------|--|
| Steve Krueger, LHP | Mariners | 4th (84) | |
| Ronn Reynolds, C* | Mets | 5th (105) | |
| John Hennell, 1B^ | Mets | 15th (365) | |
| Randall Carter, 2B | Rangers | 19th (482) | |
| Todd Zacher, 3B^ | Dodgers | 28th (684) | |

| 1981 (7) | | | |
|-----------------------|-----------|------------|--|
| Kevin McReynolds, OF* | Padres | 1st (6) | |
| Reggie Thomas, OF | Tigers | 8th (197) | |
| Scott Tabor, RHP^ | Braves | 12th (296) | |
| Don Carter, OF | Expos | 12th (302) | |
| John Hennell, 1B | Padres | 13th (316) | |
| Todd Zacher, 3B | Giants | 23rd (579) | |
| Ed Vidmar, P | White Sox | 32nd (770) | |

| 1982 (5) | | | |
|-------------------|-----------|------------|--|
| Chris Shaddy, SS | Blue Jays | 8th (186) | |
| Dave Van Horn, 2B | Braves | 10th (245) | |
| Scott Tabor, RHP | Tigers | 11th (282) | |
| Ed Myers, RHP | Athletics | 12th (313) | |
| Scott Glanz, P | Angels | 13th (321) | |

| 1983 (5) | | | |
|------------------------|-----------|------------|--|
| Mike Robinson, OF | Cardinals | 5th (130) | |
| Tom Pagnozzi, C* | Cardinals | 8th (208) | |
| Scott Loseke, OF | Reds | 11th (264) | |
| Charlie Corbell, RHP | Giants | 21st (534) | |
| Bobby Joe Edmonds, OF% | Cardinals | 3rd (55) | |

| 1984 (4) | | | |
|--------------------------|-----------|-----------|--|
| Brett Harrison, SS | Cardinals | 4th (87) | |
| Jim Ward, 2B | Dodgers | 5th (129) | |
| Mark Berry, C | Reds | 6th (137) | |
| Derrick Richardson, 3B%^ | Cubs | 2nd (39) | |

| 1985 (10) | | | |
|-------------------------|-----------|------------|--|
| Mike Loggins, OF | Royals | 3rd (71) | |
| Ellis Roby, 2B | Braves | 5th (120) | |
| Tim Deitz, RHP | Reds | 6th (136) | |
| Mark Jackson, INF/OF | Cardinals | 8th (202) | |
| Norm Roberts, OF | Orioles | 8th (203) | |
| Fred Farwell, LHP | Dodgers | 10th (246) | |
| Gary Murphy, RHP | Astros | 14th (352) | |
| Gary Curtis, SS | Reds | 20th (500) | |
| Derrick Richardson, INF | Phillies | 21st (538) | |
| Howard Hilton, RHP* | Cardinals | 22nd (566) | |

| 1986 (7) | | | |
|----------------------|---------|------------|--|
| Jeff King, SS/3B* | Pirates | 1st (1) | |
| Kevin Campbell, RHP* | Dodgers | 5th (120) | |
| Doyle Wilson, C | Indians | 10th (239) | |
| Ralph Kraus, OF | Yankees | 10th (262) | |
| Steve Parker, LHP | Cubs | 12th (298) | |
| Dave Patterson, 1B | Giants | 14th (344) | |
| Bob Chadwick, P% | Brewers | 6th (92) | |

| 1987 (8) | | | |
|------------------------|-----------|------------|--|
| Andy Skeels, C | Padres | 7th (172) | |
| Jim Kremers, 3B/OF^* | Reds | 8th (206) | |
| Keith Helton, LHP | Mariners | 14th (344) | |
| Spencer Wilkinson, RHP | Rangers | 14th (362) | |
| Ray Harris, LHP^ | Angels | 14th (368) | |
| Tim Sherrill, LHP* | Cardinals | 18th (461) | |
| Mike Sisco, SS | Mariners | 20th (500) | |
| John Cebuhar, LHP^ | Reds | 22nd (569) | |

| 1988 (4) | | | |
|-------------------|-----------|------------|--|
| Jim Kremers, C* | Braves | 2nd (33) | |
| John Cebuhar, LHP | Cardinals | 14th (366) | |
| Ray Harris, LHP | Athletics | 22nd (567) | |
| Troy Eklund, OF^ | Indians | 35th (891) | |

| 1989 (7) | | | |
|-------------------------|-----------|--------------|--|
| Cole Hyson, RHP | Astros | 9th (228) | |
| Mike Oquist, RHP* | Orioles | 13th (321) | |
| Troy Eklund, OF | Rangers | 25th (637) | |
| Dennis Fletcher, P | Cardinals | 28th (716) | |
| Greg D'Alexander, 3B/C^ | Orioles | 31st (789) | |
| Scott Pose, OF* | Reds | 34th (885) | |
| Rod Stillwell, SS | Royals | 60th (1,417) | |

| 1990 (3) | | | |
|---------------------|--------|------------|--|
| Tony Gilmore, C | Astros | 8th (218) | |
| Phil Stidham, RHP** | Braves | 11th (282) | |
| Mark Swope, RHP | Twins | 11th (293) | |

| 1991 (4) | | | |
|---------------------|---------|------------|--|
| Doug Bennett, RHP | Dodgers | 5th (144) | |
| Phil Stidham, RHP* | Tigers | 15th (401) | |
| Mark Johnson, OF | Royals | 17th (445) | |
| Brian Dennison, LHP | Brewers | 23rd (599) | |

| 1992 (1) | | | |
|--------------------|---------|--------------|--|
| Allen Williams, 3B | Red Sox | 46th (1,290) | |

| 1993 (3) | | | |
|-----------------------|-----------|--------------|--|
| Tom Czanstkowski, RHP | Astros | 26th (728) | |
| Ryan Whitaker, RHP | Athletics | 27th (769) | |
| Kortney Paul, C^ | Cardinals | 48th (1,332) | |

| 1994 (4) | | | |
|-----------------------|-----------|--------------|--|
| Bob Hughes, OF | Expos | 18th (504) | |
| Doyle Preston, 3B/1B | Reds | 35th (968) | |
| Scott Cunningham, RHP | Cardinals | 37th (1,034) | |
| Todd Abbott, RHP^ | Indians | 38th (1,053) | |

| 1995 (6) | | | |
|--------------------|-----------|--------------|--|
| Jeff Parsons, SS | Mets | 5th (133) | |
| Alan Mahaffey, LHP | Twins | 16th (436) | |
| Tim Mosley, RHP | Cubs | 27th (756) | |
| Ty Bilderback, OF | Angels | 31st (844) | |
| Chris Clark, OF^ | Tigers | 35th (966) | |
| Todd Abbott, RHP | Athletics | 44th (1,212) | |

| 1996 (4) | | | |
|------------------------|--------|--------------|--|
| Jason Stephens, RHP | Angels | 9th (265) | |
| Kit Pellow, OF* | Royals | 22nd (649) | |
| Richie Nye, RHP | Twins | 23rd (667) | |
| Barry Lunney Jr., LHP^ | Twins | 45th (1,316) | |

| 1997 (6) | | | |
|---------------------|---------|--------------|--|
| Matt Carnes, RHP | Twins | 7th (213) | |
| Matt Erickson, 3B* | Marlins | 7th (216) | |
| Jeremy Jackson, OF | Rockies | 8th (252) | |
| Chris Clark, OF | Marlins | 34th (1,026) | |
| Dan Wright, RHP** | Braves | 46th (1,359) | |
| Jason McConnell, 2B | Twins | 48th (1,384) | |

| 1998 (2) | | | |
|---------------------|-------|------------|--|
| Ryan Lundquist, OF^ | Twins | 10th (289) | |
| Eric Hinske, 3B* | Cubs | 17th (496) | |



Jeff King was selected with the No. 1 overall pick of the 1986 draft by the Pittsburgh Pirates. He played 11 seasons with the Pirates and Kansas City Royals. He is one of eight Razorbacks to be drafted in the first round.

MLB DRAFT (213)

| | | |
|--------------------|-----------|------------|
| 1999 (7) | | |
| David Walling, RHP | Yankees | 1st (27) |
| Dan Wright, RHP* | White Sox | 2nd (64) |
| Rodney Nye, 3B | Mets | 7th (226) |
| Joe Jester, INF | Giants | 7th (228) |
| Ryan Lundquist, OF | Reds | 8th (248) |
| Kevin Vent, RHP | Giants | 8th (258) |
| Mark Burnett, 2B | Reds | 20th (608) |

| | | |
|----------------------|-----------|------------|
| 2000 (3) | | |
| Cliff Lee, LHP* | Expos | 4th (104) |
| Matt Riethmaier, RHP | Phillies | 5th (145) |
| Brad Bohannon, RHP | White Sox | 28th (832) |

| | | |
|------------------------|---------|--------------|
| 2001 (3) | | |
| Wes McCrotty, LHP | Marlins | 23rd (692) |
| Brian Kirby, C | Indians | 31st (937) |
| Charlie Isaacson, RHP^ | Cubs | 34th (1,008) |

| | | |
|-----------------------|---------|------------|
| 2002 (2) | | |
| Charlie Isaacson, RHP | Yankees | 29th (876) |
| Gary Hogan, RHP | Rangers | 32nd (952) |

| | | |
|----------------------|---------|------------|
| 2003 (4) | | |
| Scott Roehl, RHP | Indians | 10th (288) |
| Andrew Wishy, OF | Rangers | 12th (346) |
| Jarrett Gardner, RHP | Red Sox | 19th (564) |
| Ryan Fox, OF | Rockies | 21st (617) |

| | | |
|--------------------|-----------|--------------|
| 2004 (4) | | |
| Jay Sawatski, LHP | Twins | 8th (241) |
| Brady Toops, C | Cardinals | 10th (300) |
| Haas Pratt, 1B | Athletics | 30th (907) |
| Clint Brannon, LHP | Rangers | 34th (1,011) |

| | | |
|-----------------------|-----------|------------|
| 2005 (3) | | |
| Scott Bridges | Giants | 8th (278) |
| Scott Hode, SS | Cubs | 24th (730) |
| Casey Rowlett, OF/INF | Cardinals | 32nd (980) |

| | | |
|--------------------|-----------|------------|
| 2006 (5) | | |
| Danny Hamblin, 1B^ | Athletics | 9th (278) |
| Craig Gentry, OF* | Rangers | 10th (298) |
| Blake Parker, C* | Cubs | 16th (479) |
| Devin Collis, LHP | Rockies | 26th (768) |
| Daryl Maday, RHP | Giants | 30th (896) |

| | | |
|----------------------|-----------|--------------|
| 2007 (9) | | |
| Nick Schmidt, LHP | Padres | 1st (23) |
| Duke Welker, RHP* | Pirates | 2nd (68) |
| Jess Todd, RHP* | Cardinals | 2nd (82) |
| Danny Hamblin, 1B/3B | Athletics | 10th (330) |
| Chris Rhoads, RHP | Phillies | 28th (863) |
| Brian Walker, C | Angels | 29th (898) |
| Jacob Julius, OF | Orioles | 33rd (997) |
| Jake Dugger, OF | Nationals | 49th (1,417) |
| Matt Willard, SS | Indians | 49th (1,423) |

| | | |
|-----------------------|---------|------------|
| 2008 (4) | | |
| Logan Forsythe, 3B* | Padres | 1st (46) |
| Cliff Springston, LHP | Rangers | 11th (333) |
| Jeff Nutt, C | Yankees | 25th (770) |
| Aaron Murphree, OF | Padres | 27th (825) |

| | | |
|-----------------------|-----------|--------------|
| 2009 (6) | | |
| Dallas Keuchel, LHP* | Astros | 7th (221) |
| Stephen Richards, LHP | Marlins | 8th (248) |
| Scott Lyons, INF | Royals | 15th (452) |
| Ben Tschepikow, INF | Royals | 17th (512) |
| Mike Bolsinger, RHP^ | Athletics | 33rd (993) |
| Ryan Cisterna, C | Angels | 34th (1,041) |

| | | |
|---------------------|--------------|------------|
| 2010 (8) | | |
| Zack Cox, 3B | Cardinals | 1st (25) |
| Brett Eibner, CF | Royals | 2nd (54) |
| Drew Smyly, LHP* | Tigers | 2nd (68) |
| Andy Wilkins, 1B* | White Sox | 5th (158) |
| Mike Bolsinger, RHP | Diamondbacks | 15th (451) |
| Collin Kuhn, LF^ | Tigers | 15th (463) |
| Jordan Pratt, RHP | Tigers | 16th (493) |
| Jeremy Heatley, RHP | Marlins | 22nd (677) |



Andrew Benintendi was selected seventh overall by the Boston Red Sox in the 2015 MLB Draft, becoming the eighth Razorback to be selected in the first round and the highest Arkansas player selected since Jeff King went No. 1 overall in 1986.

| | | |
|-------------------------|-----------|--------------|
| 2011 (6) | | |
| James McCann, C* | Tigers | 2nd (76) |
| Collin Kuhn, OF | White Sox | 17th (531) |
| Trent Daniel, LHP^ | Tigers | 23rd (707) |
| Kyle Robinson, OF | White Sox | 28th (861) |
| Jarrod McKinney, OF | Astros | 31st (940) |
| Geoffrey Davenport, LHP | Indians | 43rd (1,298) |

| | | |
|-------------------------|-----------|--------------|
| 2012 (8) | | |
| Matt Reynolds, INF | Mets | 2nd (71) |
| Nolan Sanburn, RHP | Athletics | 2nd (74) |
| DJ Baxendale, RHP | Twins | 10th (310) |
| Tim Carver, INF | Phillies | 19th (608) |
| Sam Bates, OF | Royals | 28th (893) |
| Randall Fant, LHP^ | Indians | 29th (893) |
| Derrick Bleeker, OF/RHP | Orioles | 37th (1,122) |
| Jacob Morris, OF^ | Indians | 37th (1,133) |

| | | |
|-------------------------|--------------|--------------|
| 2013 (11) | | |
| Ryne Stanek, RHP | Rays | 1st (29) |
| Colby Suggs, RHP | Marlins | 2nd (73) |
| Barrett Astin, RHP | Brewers | 3rd (90) |
| Dominic Ficociello, INF | Tigers | 12th (366) |
| Trent Daniel, LHP | Rockies | 17th (499) |
| Brandon Moore, RHP | Brewers | 17th (512) |
| Jacob Morris, OF | White Sox | 24th (723) |
| Tyler Wright, LHP | Mariners | 26th (777) |
| Randall Fant, LHP | Astros | 29th (857) |
| Eric Fisher, INF^ | Marlins | 30th (892) |
| Matt Vinson, OF | Diamondbacks | 37th (1,110) |

| | | |
|---------------------|-----------|--------------|
| 2014 (6) | | |
| Brian Anderson, INF | Marlins | 3rd (76) |
| Chris Oliver, RHP | Phillies | 4th (112) |
| Jalen Beeks, LHP | Red Sox | 12th (374) |
| Michael Gunn, RHP | Red Sox | 16th (494) |
| Eric Fisher, 1B | Marlins | 17th (497) |
| Tyler Spoon, OF^ | Athletics | 36th (1,092) |

| | | |
|-----------------------|---------|--------------|
| 2015 (4) | | |
| Andrew Benintendi, OF | Red Sox | 1st (7) |
| Trey Killian, RHP | Rockies | 9th (257) |
| Bobby Wernes, INF | Astros | 30th (889) |
| Tyler Spoon, OF | Red Sox | 35th (1,041) |

| | | |
|-------------------------|-----------|--------------|
| 2016 (6) | | |
| Zach Jackson, RHP | Blue Jays | 3rd (102) |
| Clark Eagan, OF | Pirates | 9th (285) |
| Dominic Taccolini, RHP^ | Blue Jays | 16th (492) |
| Michael Bernal, SS | Giants | 29th (876) |
| Doug Willey, RHP | Angels | 32nd (966) |
| James Teague, RHP | Orioles | 37th (1,111) |

| | | |
|------------------------|---------|--------------|
| 2017 (6) | | |
| Trevor Stephan, RHP | Yankees | 3rd (92) |
| Chad Spanberger, INF | Rockies | 6th (176) |
| Cannon Chadwick, RHP | Mets | 9th (277) |
| Dominic Taccolini, RHP | Padres | 10th (288) |
| Blaine Knight, RHP^ | Rangers | 29th (884) |
| Josh Alberius, RHP | Marlins | 36th (1,079) |



58

Former Arkansas players have made an appearance in Major League Baseball, starting with Chuck Tompkins in 1912.

DRAFT STREAK

Arkansas has had at least one player selected in each of the past 43 MLB Drafts, dating back to 1975. In the 2013 MLB Draft, Arkansas led the nation with 11 players selected, marking the second time (1985) it has had double figure players taken in a single draft.

KEUCHEL WINS FIRST WORLD SERIES WITH ASTROS

Former Razorback all-conference pitcher Dallas Keuchel became a World Series champion with the Houston Astros last year after going seven games against another former Hog in Logan Forsythe and the Los Angeles Dodgers. Keuchel is the third former Razorback to win a World Series title, joining Dick Hughes (1967 - St. Louis) and Eric Hinske (2007 - Boston; 2009 - NY Yankees).

#PROHOGS

BENINTENDI FINISHES SECOND IN ROY VOTING

Andrew Benintendi's first full season with the Boston Red Sox was nothing short of extraordinary for a rookie. The former Hog made his second-straight postseason appearance and hit 20 home runs with 20 stolen bases to become the youngest left fielder to achieve that feat since Barry Bonds in 1987. He was also the third Red Sox rookie to have that kind of campaign, joining Nomar Garciaparra and Ellis Burks.

BEST OF THE BEST

Kevin McReynolds leads all #ProHogs with 211 career home runs, while Johnny Ray has a career-best 1,502 hits. Cliff Lee holds nearly every pitching record, including 143 wins on the mound and 1,824 strikeouts in 2,156.2 innings of work.

#PROHOGS AT THE PLATE

| Name | Yrs | From | To | ASG | G | PA | AB | R | H | 2B | 3B | HR | RBI | SB | CS | BB | SO | BA | OBP | SLG | OPS | Yrs at Ark |
|-------------------|-----|------|-------|-----|------|------|------|-----|------|-----|----|-----|-----|----|----|-----|-----|------|------|------|------|------------|
| Brian Anderson | 1 | 2017 | 2017 | 0 | 25 | 95 | 84 | 11 | 22 | 7 | 1 | 0 | 8 | 0 | 0 | 10 | 28 | .262 | .337 | .369 | .706 | 2012-14 |
| Andrew Benintendi | 2 | 2016 | 2017 | 0 | 185 | 776 | 678 | 100 | 186 | 37 | 2 | 22 | 104 | 21 | 5 | 80 | 137 | .274 | .353 | .432 | .785 | 2014-15 |
| Bud Bloomfield | 2 | 1963 | 1964 | 0 | 8 | 7 | 7 | 1 | 1 | 0 | 0 | 0 | 0 | 0 | 0 | 0 | 0 | .143 | .143 | .143 | .286 | 1955-56 |
| Bubba Carpenter | 1 | 2000 | 2000 | 0 | 15 | 31 | 27 | 4 | 6 | 0 | 0 | 3 | 5 | 0 | 0 | 4 | 13 | .222 | .323 | .556 | .878 | 1988-91 |
| Cody Clark | 1 | 2013 | 2013 | 0 | 16 | 40 | 38 | 1 | 4 | 1 | 0 | 0 | 0 | 0 | 0 | 1 | 15 | .105 | .128 | .132 | .260 | 2001-02 |
| Chuck Corgan | 2 | 1925 | 1927 | 0 | 33 | 113 | 104 | 7 | 23 | 2 | 1 | 0 | 1 | 0 | 0 | 7 | 13 | .221 | .270 | .260 | .530 | 1922-25 |
| Al Cypert (Boyd) | 1 | 1914 | 1914 | 0 | 1 | 1 | 1 | 0 | 0 | 0 | 0 | 0 | 0 | 0 | 0 | 0 | 1 | .000 | .000 | .000 | .000 | 1912 |
| Brett Eibner | 2 | 2016 | 2017 | 0 | 87 | 244 | 220 | 24 | 42 | 10 | 1 | 8 | 28 | 0 | 2 | 21 | 67 | .191 | .263 | .355 | .618 | 2008-10 |
| Babe Ellison | 5 | 1916 | 1920 | 0 | 135 | 395 | 348 | 32 | 75 | 13 | 4 | 1 | 39 | 9 | 1 | 30 | 55 | .216 | .282 | .284 | .566 | 1914-16 |
| Matt Erickson | 1 | 2004 | 2004 | 0 | 4 | 6 | 6 | 0 | 1 | 0 | 0 | 0 | 0 | 0 | 0 | 0 | 1 | .167 | .167 | .167 | .333 | 1995-97 |
| Logan Forsythe | 7 | 2011 | 2017 | 0 | 737 | 2719 | 2398 | 312 | 600 | 116 | 12 | 61 | 239 | 37 | 16 | 254 | 562 | .250 | .330 | .385 | .715 | 2006-08 |
| Craig Gentry | 9 | 2009 | 2017 | 0 | 533 | 1233 | 1086 | 167 | 283 | 42 | 12 | 6 | 93 | 82 | 17 | 91 | 219 | .261 | .334 | .338 | .672 | 2005-06 |
| Eric Hinske | 12 | 2002 | 2013 | 0 | 1387 | 4310 | 3797 | 549 | 947 | 240 | 18 | 137 | 522 | 61 | 21 | 452 | 949 | .249 | .332 | .430 | .762 | 1996-98 |
| Randy Jackson | 10 | 1950 | 1959 | 2 | 955 | 3549 | 3203 | 412 | 835 | 115 | 44 | 103 | 415 | 36 | 16 | 281 | 382 | .261 | .320 | .421 | .741 | 1944 |
| Skeeter Kell | 1 | 1952 | 1952 | 0 | 75 | 236 | 213 | 24 | 47 | 8 | 3 | 0 | 17 | 5 | 1 | 14 | 18 | .221 | .275 | .286 | .561 | 1948-51 |
| Jeff King | 11 | 1989 | 1999 | 0 | 1201 | 4812 | 4262 | 600 | 1091 | 222 | 18 | 154 | 709 | 75 | 32 | 442 | 584 | .256 | .324 | .425 | .749 | 1984-86 |
| Jimmy Kremers | 1 | 1990 | 1990 | 0 | 29 | 79 | 73 | 7 | 8 | 1 | 1 | 1 | 2 | 0 | 0 | 6 | 27 | .110 | .177 | .192 | .369 | 1985-88 |
| James McCann | 4 | 2014 | 2017 | 0 | 334 | 1201 | 1109 | 104 | 274 | 42 | 8 | 32 | 138 | 2 | 2 | 65 | 290 | .247 | .295 | .386 | .681 | 2009-11 |
| Kevin McReynolds | 12 | 1983 | 1994 | 0 | 1502 | 6039 | 5423 | 727 | 1439 | 284 | 35 | 211 | 807 | 93 | 32 | 522 | 707 | .265 | .328 | .447 | .775 | 1979-81 |
| Tom Pagnozzi | 12 | 1987 | 1998 | 1 | 927 | 3142 | 2896 | 247 | 733 | 153 | 11 | 44 | 320 | 18 | 21 | 189 | 450 | .253 | .299 | .359 | .658 | 1983 |
| Kit Pellow | 3 | 2002 | 2004 | 0 | 99 | 227 | 202 | 27 | 52 | 9 | 2 | 4 | 19 | 2 | 1 | 17 | 68 | .257 | .335 | .381 | .716 | 1995-96 |
| Scott Pose | 4 | 1993 | 2000 | 0 | 202 | 353 | 313 | 52 | 75 | 7 | 1 | 0 | 21 | 9 | 6 | 38 | 50 | .240 | .321 | .268 | .589 | 1987-89 |
| Johnny Ray | 10 | 1981 | 1990 | 1 | 1353 | 5664 | 5188 | 604 | 1502 | 294 | 36 | 53 | 594 | 80 | 49 | 353 | 329 | .290 | .333 | .391 | .724 | 1978-79 |
| Matt Reynolds | 2 | 2016 | 2017 | 0 | 115 | 226 | 202 | 23 | 46 | 9 | 2 | 4 | 18 | 0 | 2 | 18 | 71 | .228 | .300 | .351 | .652 | 2010-12 |
| Ronn Reynolds | 6 | 1982 | 1990 | 0 | 143 | 381 | 356 | 22 | 67 | 12 | 0 | 4 | 21 | 0 | 1 | 18 | 96 | .188 | .228 | .256 | .483 | 1979-80 |
| John Vann | 1 | 1913 | 1913 | 0 | 1 | 1 | 1 | 0 | 0 | 0 | 0 | 0 | 0 | 0 | 0 | 0 | 1 | .000 | .000 | .000 | .000 | 1910 |
| Andy Wilkins | 2 | 2014 | -2016 | 0 | 43 | 72 | 67 | 5 | 9 | 3 | 0 | 1 | 5 | 1 | 0 | 5 | 32 | .134 | .194 | .224 | .418 | 2008-10 |
| Roy Wood | 3 | 1913 | 1915 | 0 | 119 | 362 | 333 | 33 | 77 | 12 | 4 | 1 | 20 | 7 | 11 | 16 | 47 | .231 | .285 | .300 | .585 | 1912-13 |

#PROHOGS ON THE MOUND

| Name | Yrs | From | To | ASG | W | L | W-L% | ERA | G | GS | GF | CG | SHO | SV | IP | H | R | ER | HR | BB | IBB | SO | HBP | BK | WP | BF | Yrs at Ark |
|------------------|-----|------|------|-----|-----|----|------|-------|-----|-----|-----|----|-----|----|--------|------|-----|-----|-----|-----|-----|------|-----|----|----|------|------------|
| Darrel Akerfelds | 5 | 1986 | 1991 | 0 | 9 | 10 | .474 | 5.08 | 125 | 13 | 33 | 1 | 0 | 3 | 233.2 | 216 | 146 | 132 | 36 | 127 | 16 | 129 | 13 | 1 | 21 | 1047 | 1981-82 |
| Barrett Astin | 1 | 2017 | 2017 | 0 | 0 | 0 | -- | 6.75 | 6 | 0 | 1 | 0 | 0 | 0 | 8.0 | 9 | 6 | 6 | 2 | 7 | 0 | 2 | 2 | 0 | 0 | 41 | 2011-13 |
| Sid Benton | 1 | 1922 | 1922 | 0 | 0 | 0 | -- | -- | 1 | 0 | 0 | 0 | 0 | 0 | 0.0 | 0 | 0 | 0 | 0 | 2 | -- | 0 | 0 | 0 | 0 | 2 | 1912 |
| Mike Bolsinger | 4 | 2014 | 2017 | 0 | 8 | 19 | .296 | 4.92 | 48 | 41 | 2 | 0 | 0 | 0 | 230.2 | 251 | 138 | 126 | 34 | 98 | 5 | 210 | 6 | 2 | 9 | 1022 | 2008-10 |
| Kevin Campbell | 5 | 1991 | 1995 | 0 | 4 | 3 | .571 | 4.55 | 77 | 5 | 18 | 0 | 0 | 1 | 138.1 | 127 | 72 | 70 | 11 | 80 | 4 | 83 | 3 | 0 | 5 | 604 | 1984-86 |
| Gerald Hannahs | 4 | 1976 | 1979 | 0 | 3 | 7 | .300 | 5.07 | 16 | 12 | 2 | 0 | 0 | 1 | 71.0 | 76 | 51 | 40 | 11 | 42 | 1 | 42 | 0 | 0 | 7 | 326 | 1971-74 |
| Howard Hilton | 1 | 1990 | 1990 | 0 | 0 | 0 | -- | 0.00 | 2 | 0 | 1 | 0 | 0 | 0 | 3.0 | 2 | 0 | 0 | 0 | 3 | 0 | 2 | 0 | 0 | 0 | 14 | 1984-85 |
| Dick Hughes | 3 | 1966 | 1968 | 0 | 20 | 9 | .690 | 2.79 | 68 | 34 | 17 | 13 | 4 | 8 | 307.0 | 221 | 101 | 95 | 29 | 76 | 12 | 230 | 7 | 2 | 8 | 1205 | 1957-58 |
| Lefty Jamerson | 1 | 1924 | 1924 | 0 | 0 | 0 | -- | 18.00 | 1 | 0 | 1 | 0 | 0 | 0 | 1.0 | 1 | 2 | 2 | 0 | 3 | -- | 0 | 0 | 0 | 0 | 7 | 1919-21 |
| Dallas Keuchel | 6 | 2012 | 2017 | 2 | 64 | 52 | .552 | 3.65 | 158 | 149 | 2 | 11 | 4 | 0 | 984.2 | 933 | 429 | 399 | 97 | 285 | 7 | 792 | 19 | 0 | 35 | 4063 | 2007-09 |
| Les Lancaster | 7 | 1987 | 1993 | 0 | 41 | 28 | .594 | 4.05 | 323 | 39 | 110 | 3 | 1 | 22 | 703.2 | 715 | 345 | 317 | 60 | 261 | 45 | 408 | 11 | 14 | 28 | 3032 | 1982-84 |
| Cliff Lee | 13 | 2002 | 2014 | 4 | 143 | 91 | .611 | 3.52 | 328 | 324 | 1 | 29 | 12 | 0 | 2156.2 | 2116 | 923 | 843 | 223 | 464 | 12 | 1824 | 50 | 2 | 41 | 8917 | 2000 |
| Dixie Leverett | 5 | 1922 | 1929 | 0 | 29 | 34 | .460 | 4.51 | 122 | 77 | 30 | 33 | 4 | 7 | 637.0 | 725 | 374 | 319 | 25 | 221 | | 193 | 17 | 5 | 11 | 2838 | 1914 |
| Tim Lollar | 7 | 1980 | 1986 | 0 | 47 | 52 | .475 | 4.27 | 199 | 131 | 20 | 9 | 4 | 4 | 906.0 | 841 | 459 | 430 | 93 | 480 | 21 | 600 | 17 | 12 | 47 | 3941 | 1977-78 |
| Mike Oquist | 7 | 1993 | 1999 | 0 | 25 | 31 | .446 | 5.46 | 133 | 79 | 13 | 1 | 0 | 0 | 555.0 | 623 | 348 | 337 | 73 | 243 | 19 | 351 | 21 | 0 | 14 | 2492 | 1987-89 |
| Blake Parker | 5 | 2012 | 2017 | 0 | 6 | 6 | .500 | 3.30 | 162 | 0 | 50 | 0 | 0 | 10 | 158.0 | 130 | 66 | 58 | 18 | 49 | 3 | 186 | 5 | 0 | 7 | 651 | 2004-06 |
| Robert Person | 9 | 1995 | 2003 | 0 | 51 | 42 | .548 | 4.64 | 206 | 135 | 26 | 4 | 2 | 9 | 897.1 | 813 | 496 | 463 | 129 | 438 | 12 | 773 | 35 | 3 | 39 | 3896 | 1988 |
| Pat Rice | 1 | 1991 | 1991 | 0 | 1 | 1 | .500 | 3.00 | 7 | 2 | 0 | 0 | 0 | 0 | 21.0 | 18 | 10 | 7 | 3 | 10 | 1 | 12 | 1 | 0 | 0 | 91 | 1984-86 |
| Tim Sherrill | 2 | 1990 | 1991 | 0 | 0 | 0 | -- | 7.71 | 18 | 0 | 5 | 0 | 0 | 0 | 18.2 | 30 | 18 | 16 | 2 | 6 | 1 | 7 | 2 | 0 | 2 | 92 | 1986-87 |
| Drew Smyly | 5 | 2012 | 2017 | 0 | 31 | 27 | .534 | 3.74 | 156 | 85 | 9 | 1 | 1 | 2 | 570.1 | 523 | 253 | 237 | 77 | 161 | 6 | 522 | 7 | 0 | 28 | 2350 | 2009-10 |
| Ryne Stanek | 1 | 2017 | 2017 | 0 | 0 | 0 | -- | 5.85 | 21 | 0 | 4 | 0 | 0 | 0 | 20.0 | 26 | 13 | 13 | 6 | 12 | 2 | 29 | 0 | 0 | 4 | 95 | 2011-13 |
| Phil Stidham | 1 | 1994 | 1994 | 0 | 0 | 0 | -- | 24.92 | 5 | 0 | 0 | 0 | 0 | 0 | 4.1 | 12 | 12 | 12 | 3 | 4 | 1 | 4 | 0 | 0 | 0 | 26 | 1989-91 |
| Jess Todd | 2 | 2009 | 2010 | 0 | 0 | 1 | .000 | 7.62 | 25 | 0 | 8 | 0 | 0 | 0 | 28.1 | 43 | 24 | 24 | 4 | 12 | 1 | 29 | 0 | 0 | 2 | 139 | 2007 |
| Chuck Tompkins | 1 | 1912 | 1912 | 0 | 0 | 0 | -- | 0.00 | 1 | 0 | 1 | 0 | 0 | 0 | 3.0 | 5 | 1 | 0 | 0 | 0 | -- | 1 | 0 | 0 | 0 | 14 | 1909-11 |
| Matt Wagner | 1 | 1996 | 1996 | 0 | 3 | 5 | .375 | 6.86 | 15 | 14 | 0 | 1 | 0 | 0 | 80.0 | 91 | 62 | 61 | 15 | 38 | 2 | 41 | 3 | 0 | 0 | 364 | 1991-92 |
| Jim E. Walkup | 6 | 1934 | 1939 | 0 | 16 | 38 | .296 | 6.74 | 116 | 53 | 34 | 11 | 1 | 1 | 462.1 | 614 | 381 | 346 | 49 | 260 | -- | 134 | 5 | 1 | 20 | 2195 | 1928-29 |
| Jim H. Walkup | 1 | 1927 | 1927 | 0 | 0 | 0 | -- | 5.40 | 2 | 0 | 2 | 0 | 0 | 0 | 1.2 | 3 | 1 | 1 | 0 | 0 | | 0 | 0 | 0 | 0 | 8 | 1915-16 |
| Duke Welker | 1 | 2013 | 2013 | 0 | 0 | 0 | -- | 0.00 | 2 | 0 | 1 | 0 | 0 | 0 | 1.1 | 0 | 0 | 0 | 0 | 0 | 0 | 1 | 0 | 0 | 0 | 4 | 2007 |
| Jack Whillock | 1 | 1971 | 1971 | 0 | 0 | 2 | .000 | 5.63 | 7 | 0 | 2 | 0 | 0 | 1 | 8.0 | 10 | 5 | 5 | 0 | 2 | 0 | 6 | 0 | 0 | 0 | 35 | 1962-64 |
| Dan Wright | 4 | 2001 | 2004 | 0 | 20 | 26 | .435 | 5.65 | 70 | 64 | 2 | 1 | 1 | 1 | 366.2 | 393 | 249 | 230 | 65 | 167 | 5 | 225 | 13 | 2 | 21 | 1638 | 1997-99 |

Current #ProHogs Bolded (as of Nov. 27, 2017)

ALL-TIME LETTERMEN

A

| | |
|---------------------------|---------------------|
| Abbott, Todd | 1994, '95 |
| Abbott, Williams Lewis | 1970 |
| Abramczyk, John Paul | 1959, '60, '61 |
| Achenback, C.H. | 1913 |
| Adams, Harold Eugene | 1948, '49 |
| Aikman, Bruce Lynn | 1951 |
| Akerfelds, Darrel | 1981, '82 |
| Alberius, Josh | 2014, '15, '16, '17 |
| Alexander, George Baker | 1958 |
| Alexander, John | 1949 |
| Alexander, Otto | 1908 |
| Alexander, Tim | 1978 |
| Allen, Joe | 1911 |
| Anderson, Brian | 2012, '13, '14 |
| Anderson, Pat | 1977, '78 |
| Andree, James M. | 1972, '73, '74 |
| Arledge, Jake | 2016, '17 |
| Arnold, Charles | 1965 |
| Arnold, Clint | 2005, '06 |
| Asbill, Teddy | 1976, '77 |
| Ash, Jeff | 1979, '80 |
| Astin, Barrett | 2011, '12, '13 |
| Atha, Larry D. | 1979, '80, '81 |
| Atkins, Donald | 1979, '80, '81 |
| Atkins, Howard Cullin Jr. | 1966 |
| Atkins, Kyle | 2010, '11 |
| Austell, Tom | 1903 |
| Ayers, James | 1926 |

B

| | |
|---------------------------|---------------------|
| Baber, Oscar | 1910, '11, '12 |
| Backham, David C. | 1972, '73 |
| Bailey, Kenneth | 1966 |
| Baker, J.P. | 1929 |
| Baker, Terry Lee | 1967, '68 |
| Bakewell, Bill | 1977, '78, '79 |
| Ballard, Keach | 1982 |
| Ballard, Stephen D. | 1972, '73 |
| Balay, John | 1949, '50, '51 |
| Bane, James Harrison | 1963, '64 |
| Barksdale, Ronald Douglas | 1964, '65 |
| Barr, Brandon | 2007 |
| Barton, Larry | 1982, '83 |
| Bates, Sam | 2011, '12 |
| Baxendale, Blake | 2014 |
| Baxendale, DJ | 2010, '11, '12 |
| Beckemeyer, Lyle | 1992, '93 |
| Beeks, Jalen | 2013, '14 |
| Benard, Joe | 1905, '06 |
| Benberg, John | 1982 |
| Benintendi, Andrew | 2014, '15 |
| Bennett, Dick | 1925 |
| Bennett, Doug | 1989, '90, '91 |
| Bennett, George | 1927 |
| Bennett, J.G. | 1921, '22 |
| Benninghoff, Jack | 2016 |
| Benton, Sid | 1912 |
| Bernal, Michael | 2014, '15, '16 |
| Berry, Layne | 2001, '02 |
| Berry, Mark | 1983, '84 |
| Bertotti, Mike | 1984 |
| Biggers, Jax | 2017 |
| Bigham, Bo | 2009, '10, '11, '12 |
| Bigham, Bryan | 2009 |
| Bilderback, Ty | 1992, '93, '94, '95 |
| Birch, Brent | 1990, '91, '92, '93 |
| Birel, William George | 1967, '68 |
| Bishop, William E. | 1969, '70 |
| Black, Dave | 1903 |
| Black, H. | 1912 |
| Black, John | 1919, '20, '21 |
| Black, Neeley | 1905 |
| Blackburn, W.D. | 1929 |
| Blackwood, Jerry Don | 1968, '69, '70 |
| Blagg, Billy Justin | 1950, '52, '53 |
| Blair | 1906 |

| | |
|------------------------|---------------------|
| Bleeker, Derrick | 2010, '12 |
| Block, Dave | 1903, '05 |
| Bloomfield, Bud | 1955, '56 |
| Blum, Greg | 1999, 2000 |
| Bobb, Randy | 1987, '88 |
| Boever, David | 1988 |
| Bogan, Charles | 1954, '55 |
| Bohannon, Brad | 1999, 2000 |
| Bohart, G.T. | 1905, '06 |
| Bollman, Brett | 2005 |
| Bolsinger, Mike | 2008, '09, '10 |
| Bond, Brock | 2005 |
| Bone, George Thomas | 1955, '56 |
| Bone, Jim | 1961, '62, '63 |
| Bonfield, Luke | 2015, '16, '17 |
| Booker, P. | 1903 |
| Bosco, Jimmy | 2012 |
| Boyce, Charley | 2003, '04, '05, '06 |
| Bowden, William P. | 1952, '53, '54 |
| Bowen, Luther | 1994, '96 |
| Bradbury, Ralph | 1974, '75, '76, '77 |
| Bradford, Hollis | 1922 |
| Bradford, James | 1976, '77 |
| Bradley, Eugene Alford | 1953 |
| Bradley, Keith | 1995, '96 |
| Brail, Rick | 1991 |
| Brannon, Clint | 2000, '03, '04 |
| Brazil, Ernest | 1919 |
| Breden, Bill | 1969, '70, '71 |
| Brenton, Gene Thomas | 1963, '64, '65 |
| Brewer, Dale | 1928, '29 |
| Brewer, Timothy | 1973, '74 |
| Bridges, Scott | 2002, '03, '04, '05 |
| Briggs, Oscar | 1899, 1902 |
| Brocaill, Scott | 1991, '92, '93, '94 |
| Broadway, Barry | 1980 |
| Brown, Charles Arthur | 1952 |
| Brown, Dale | 1977 |
| Brown, Dan | 1990, '91 |
| Brown, John | 1924, '25 |
| Brown, Silas Christian | 1949, '50, '51 |
| Broyles, Franco | 2011 |
| Brumble, Marc | 1976, '77, '78 |
| Bryan, Chris | 1988, '89 |
| Bryan, Lemuel | 1902, '03 |
| Buchanan, F.E. | 1908 |
| Buckley, S.S. | 1913 |
| Buckley, Virgil | 1912 |
| Bulgarelli, Mark | 1976, '77, '78, '79 |
| Bull, Scott | 1972, '76 |
| Bumpers, Mike | 1992 |
| Burch, Matt | 2017 |
| Burgess, John | 1986 |
| Burnett, Mark | 1998, '99 |
| Burton, P.O. | 1898 |

C

| | |
|-------------------------|---------------------|
| Caldwell, Brent | 1997, '98 |
| Caldwell, Robert | 1947 |
| Calhoon, Jim | 1987, '88, '89 |
| Callaway, Jerry | 1978 |
| Campbell, Dan | 1987 |
| Campbell, Isaiah | 2016 |
| Campbell, Kevin | 1984, '85, '86 |
| Campbell, Mike | 1968 |
| Caple, Donald Lee | 1963, '64, '65 |
| Carlton, Jerry | 1960, '61, '62 |
| Carnes, Matt | 1995, '96, '97 |
| Carpenter, Bubba | 1988, '89, '90, '91 |
| Carpenter, Jay | 1988, '89, '90 |
| Carpenter, Preston | 1954, '55, '56 |
| Carr, J.F. | 1898 |
| Carson, Randall | 1976, '77 |
| Carter, Don | 1981 |



Zack Cox earned All-American nods during both of his seasons (2009, 2010) with the Razorbacks.

| | |
|------------------------|---------------------|
| Carter, Harry | 1947 |
| Carter, Marl D. | 1962, '63 |
| Carter, Randall | 1979, '80 |
| Carver, Tim | 2009, '10, '11, '12 |
| Catron, Austin | 2016 |
| Cebuhar, John | 1987, '88 |
| Cecil | 1905 |
| Center, Jerry | 1976 |
| Chadwick, Bob | 1986 |
| Chadwick, Cannon | 2015, '16, '17 |
| Charlton, Aaron | 1993 |
| Childress, Robert M. | 1956, '57 |
| Chipman, Marvin | 1926, '27 |
| Christian, Carroll | 1923, '24 |
| Christian, O. | 1898 |
| Cisterna, Ryan | 2008, '09 |
| Clancy, Tim | 1978, '79, '80 |
| Clark, Cody | 2001, '02 |
| Clark, Chris | 1993, '94, '95, '97 |
| Clark, Dera | 1984 |
| Clark, Kyle | 1997, '98 |
| Clark, M.D. | 1898 |
| Clayton, Walker B. | 1923 |
| Clements, Charles M. | 1972 |
| Clements, Steve | 1984, '85 |
| Clinkenbeard, Bob | 1981 |
| Cloninger, Chris | 1996 |
| Cobb, David | 1994 |
| Cochran, Keith | 1971, '72, '73 |
| Cole, Eric | 2016, '17 |
| Cole, George Sr. | 1926, '27, '28 |
| Cole, John Conway Jr. | 1951 |
| Cole, Kenneth | 1908 |
| Coleman, Walter C. | 1972, '73, '74 |
| Collis, Devin | 2005, '06 |
| Conner, Michael | 2001, 02 |
| Conway, George | 1902 |
| Cook, Brian | 1990, '91, '92, '93 |
| Cook, Damon Lee | 1966 |
| Cook, Joe | 1908, '09 |
| Coon, Casey | 2007, '08 |
| Coppock, Mark | 1990, '91 |
| Corbell, Charlie | 1982, '83 |
| Corgan, Chuck | 1922, '23, '24, '25 |
| Costello, Conor | 2012 |
| Cotton, Delano Talbert | 1962, '63 |
| Cox, Evan | 2007, '08 |
| Cox, Harold Earl | 1948, '49 |

| | |
|-----------------------|----------------------|
| Cox, Zack | 2009, '10 |
| Coyle, Norman | 1910, '11 |
| Craig, Charles | 1924 |
| Crawford, C. | 1929 |
| Crawford, Rick | 1982 |
| Creekmore, Stephen W. | 1910, '11 |
| Cronin, Matt | 2017 |
| Crossett, Scott | 1998, '99, 2000, '01 |
| Crouse, Cliff | 2000, '01, '02 |
| Croxdsale, E.W. | 1913 |
| Cunard, Craig | 1981 |
| Cunningham, Scott | 1993, '94 |
| Curtis, Gary | 1983 |
| Cusack, Thomas | 1953, '54, '55 |
| Cypert, Boyd | 1912 |
| Czanstowski, Tom | 1992, '93 |

D

| | |
|----------------------|---------------------|
| D'Alexander, Greg | 1987, '88, '89, '90 |
| D'Amico, Joe | 1992, '93 |
| Dahl, Anthony | 2016 |
| Dailey, Randy | 1971, '72 |
| Daly, Cory | 1995 |
| Daniel, Trent | 2011, '12, '13 |
| Darr, Andrew | 2008, '09 |
| Davenport, Geoffrey | 2009, '10, '11 |
| Davis, Joe | 1991 |
| Davis, Matt | 1998 |
| Davis, Menar | 1912 |
| Davis, Mike | 1910, '11, '12 |
| Dawson, Bill | 1988 |
| Day, Chris | 1978 |
| Day, Devin | 2004 |
| DeBriyn, Marty | 1997 |
| Deason, Jesse Wayne | 1956 |
| Deere, Jason | 2004 |
| Dees, Billy | 1981, '82 |
| Deitz, Tim | 1983, '84, '85 |
| Dellasega, Joe | 1980 |
| Dennison, Brian | 1991 |
| Denton, Angus | 2017 |
| Dickinson, Wallace | 1924, '25 |
| DiLeo, Joe | 1985, '86 |
| Dipper, Wayne | 1968 |
| Dodd, Rob | 1990 |
| Donathan, Jeff | 1926, '27, '28 |
| Dorothy, William N. | 1969, '70 |
| Dougherty, Harry K. | 1947, '48 |

ALL-TIME LETTERMEN



All-SEC shortstop Scott Hode played four years for Arkansas and was a career .282 hitter while playing in 210 games.

| | |
|-----------------|---------------------|
| Douglas, Hall | 1928, '29 |
| Dowell, O. | 1903 |
| Downey, Charles | 1990 |
| DuBose, Dave | 1976, '77 |
| Dudley, Kirk | 1981, '82 |
| Dugger, Jake | 2004, '05, '06, '07 |
| Duka, Michael | 1953 |
| Dunlap, Tyrie | 1974 |

E

| | |
|-----------------------|---------------------|
| Eagan, Clark | 2014, '15, '16 |
| Eason, Alcuin | 1903 |
| East, Jack | 1920, '21 |
| Edmonds, Bobby Joe | 1986 |
| Edwards, Bobby | 1987, '88 |
| Edwards, Delmar Butch | 1965, '66, '67 |
| Eibner, Brett | 2008, '09, '10 |
| Eklund, Troy | 1986, '87, '88, '89 |
| Elliot, Lynn Blaine | 1961, '62, '63 |
| Ellis, Scott | 1996, '97, '98 |
| Ellison, Babe | 1914, '15, '16 |
| Epps, Scott | 1989, '90, '91, '92 |
| Erickson, Matt | 1995, '96, '97 |
| Erwin, Richard | 1976, '77, '78, '79 |
| Erwin, Wally | 1979 |
| Etheridge, Haden | 1988, '89, '90, '91 |
| Ewing, James | 2006 |

F

| | |
|--------------------------|----------------------|
| Falwell, Chris | 2014 |
| Fanning, Chris | 1991 |
| Fant, Randall | 2010, '11, '12, '13 |
| Farris, Jordan | 2013 |
| Farwell, Fred | 1985 |
| Faust, Fred | 1983 |
| Feeny, Chris | 1995 |
| Ferguson, Rick | 1981, '82 |
| Fernell, David | 1984 |
| Ficociello, Dominic | 2011, '12, '13 |
| Fields, James E. | 1970 |
| Fincher, L.J. | 1921 |
| Fischel, Frank James | 1949, '50, '51, '52 |
| Fishback, Herbert | 1897 |
| Fisher, Eric | 2011, '13, '14 |
| Fisher, Joe | 1994 |
| Fisk, Gregory Michael | 1967 |
| Fleming, P.A. | 1898 |
| Fletcher, Dennis | 1986, '87, '88, '89 |
| Fletcher, Dominic | 2017 |
| Fletcher, Jeff | 1999, 2000, '01, '02 |
| Flowers, Jeromy | 1998 |
| Forrest, TJ | 2009, '10 |
| Forsythe, Logan | 2006, '07, '08 |
| Foster, Herbert R. | 1957 |

| | |
|--------------------------|----------------|
| Foster, Pat Duane | 1959, '60, '61 |
| Foster, Rodney | 1992 |
| Foster, Virgil Lynn | 1966 |
| Foundren, Price | 1927, '28, '29 |
| Fox, Ryan | 2001, '02, '03 |
| Franks, Lance | 1996, '97 |
| Freeman, Wallace Britton | 1964, '65 |
| Fry, Jeff | 1993 |
| Fulmer, Doyle | 1928 |
| Fuqua, Jason | 2010 |

G

| | |
|-------------------------|---------------------|
| Gaffney, W.C. | 1919, '20, '21 |
| Garcia, Rudy | 1982, '83, '84 |
| Gardner, Jarrett | 2002, '03 |
| Garrett, John Doyle Jr. | 1956 |
| Garrison, Johnny | 1950 |
| Gassaway, Cullen | 2015, '16 |
| Gates, Jared | 2017 |
| Gatling, Tom | 1908 |
| Geis, Clarence | 1928 |
| Gentry, Aaron | 1994 |
| Gentry, Craig | 2005, '06 |
| Geren, J.M. | 1913 |
| Gessner, Tom | 1998 |
| Gilbert, James | 2004, '05, '06, '07 |
| Giles, Danny | 1997, '98 |
| Gilleland, Greg | 1998, '99 |
| Gilmore, Kale | 1991, '92 |
| Gilmore, Tony | 1989, '90 |
| Glanz, Scott | 1980, '81, '82 |
| Glaze, Thomas Arthur | 1958, '59 |
| Glynn, Josh | 2002 |
| Gonring, Doug | 1981 |
| Goodner, Boyd | 2003, '04 |
| Goodwin, Clay | 2002, '03, '04, '05 |
| Gorman, Henry F. | 1981 |
| Gosser, Alex | 2014, '15, '16, '17 |
| Grant, Dale | 1986 |
| Graves, Aaron | 2001, '02 |
| Gray, William Lewis | 1963, '64, '65 |
| Green, Doyle | 1974, '76 |
| Grubb, Bill | 1979 |
| Gunn, Michael | 2012, '13, '14 |

H

| | |
|-------------------|---------------------|
| Haaser, Steven L. | 1972, '73 |
| Hadley, Ray C. | 1925, '27, '28 |
| Hagedorn, Brad | 1997, '98, '99, 00 |
| Hagedorn, Brett | 2001, '02, '03, '04 |
| Haizlip, Ralph | 1926, '27, '28 |
| Hall, Caton | 2003, '04 |
| Hall, H.C. | 1959, '60 |

| | |
|---------------------------|---------------------|
| Hall, Zack | 2010, '11 |
| Hamblin, Danny | 2004, '05, '06, '07 |
| Hamilton, Jim | 1994 |
| Hancock, Doy | 1924, '25 |
| Hannahs, Gerald | 1971, '72, '73, '74 |
| Hargroves, Willie | 1977, '78 |
| Harper, Arvis | 1976, '77, '78 |
| Harper, Bland Robert | 1965 |
| Harris, Gary | 1990 |
| Harris, Kyle | 1992, '93, '94 |
| Harris, Ray | 1985, '86, '87, '88 |
| Harris, Ty | 2016 |
| Harrison, Brett | 1983, '84 |
| Hart, Hunter | 2016 |
| Hartman, Jim | 1985 |
| Harvill, Jeff | 2011 |
| Hatfield, Kenneth Wahl | 1963, '64, '65 |
| Hauskey, Thomas | 2007, '08, '09, '10 |
| Haynie, Arnold Augustus | 1962, '63, '64 |
| Haynie, Bracey | 1922, '23 |
| Hays, Ben | 2011 |
| Heather, Scott | 1997, '98 |
| Heatley, Jeremy | 2009, '10 |
| Heiss, Brenden | 2017 |
| Hellbusch, Isaac | 2013 |
| Helton, Keith | 1984, '85, '86, '87 |
| Hemm, Jeff | 1975, '76, '77, '78 |
| Hemm, Warren | 1975, '76 |
| Henderson, DeMatt | 1899, 1900, '01 |
| Hendricks, Charles Lowber | 1947, '48 |
| Hendey, Waldersee | 1921 |
| Hennell, John | 1978, '79, '80, '81 |
| Hennesey | 1911 |
| Henson, James W. | 1972 |
| Henry, Thomas Walter | 1967 |
| Hernandez, Darin | 1986 |
| Hester, Bart | 1998, '99, 2000 |
| Hicks, Quazar | 1994 |
| Highfill, H.H. | 1912 |
| Hill, Thomas Jasper Jr. | 1964 |
| Hill, Travis | 2007, '08 |
| Hiltton, Howard | 1984, '85 |
| Hindman, Randy | 1982 |
| Hinds, Hubert | 1919, '20 |
| Hines, Glen Ray | 1989 |
| Hinske, Eric | 1996, '97, '98 |
| Hinton, Percy | 1911, '12, '13 |
| Hobson, Edward Louis | 1957, '58, '59 |
| Hobson, Todd | 1989, '90 |

| | |
|-----------------------|---------------------|
| Hode, Scott | 2002, '03, '04, '05 |
| Hoefler, Jeff | 2000, '01 |
| Hogan, Gary Jr. | 2000, '01, '02 |
| Hogan, Max | 2015 |
| Hollensworth, Chris | 2005, '06 |
| Holloway, Max Marvin | 1958, '59, '60 |
| Holloway, Trey | 2004, '05, '06 |
| Holt, Henry Cecil | 1912 |
| Hom | 1906, '09 |
| Hon, Jackson | 1925 |
| Hopkins, Thomas Hugh | 1966, '67, '68 |
| Horn, Jack | 1908 |
| Horne, David Buford | 1959, '61 |
| Horton, Donald Clyn | 1956, '57, '58 |
| Horton, Ralph H. | unknown |
| Hotchkiss, Henry | 1910 |
| Houck, Jeff | 1990, '91, '92, '93 |
| House, Herbert Claude | 1967, '68 |
| House, Jacob | 2008, '09 |
| Howard, Fred | 1970 |
| Hreha, Dan | 1989, '90, '92 |
| Hrozek, Wayne | 2006, '07 |
| Huchingson, Stuart | 1979, '80, '81 |
| Huddleston, Jeff | 1978, '79, '80 |
| Hughes, Bob | 1993, '94 |
| Hughes, Howard (Dick) | 1957, '58 |
| Hunt, Claude Ruse | 1957 |
| Huntze, Rick | 1983, '84, '85 |
| Hum, David | 2006 |
| Hurley, Scott | 1998, '99 |
| Hyatt, Robert F | 1905, '06, '08 |
| Hyson, Cole | 1989 |

I

| | |
|-------------------|----------------------|
| Isaacson, Charlie | 1999, 2000, '01, '02 |
|-------------------|----------------------|

J

| | |
|---------------------------|----------------|
| Jackson, Jeremy | 1997 |
| Jackson, Mark | 1983, '84, '85 |
| Jackson, Randy | 1944 |
| Jackson, Zach | 2014, '15, '16 |
| Jacobs, Robert | 1924, '26 |
| Jamerson, Charles (Lefty) | 1919, '20, '21 |
| Jamerson, D.C | 1922 |
| Jameson, Jasen | 1994 |
| Jay, Jim Wilbur | 1963, '64 |
| Jenkins, John | 1973 |
| Jennings, Archie Winthrop | 1966 |
| Jester, Joe | 1997, '98, '99 |



Logan Forsythe played three years with Arkansas and was drafted in the first round of the 2008 MLB Draft by the San Diego Padres.

ALL-TIME LETTERMEN

| | |
|-----------------------|----------------|
| Johnson, Charles | 1965 |
| Johnson, Danny | 1980 |
| Johnson, Mark | 1990, '91 |
| Jones, Ben | 1943, '44 |
| Jones, Donald Gilbert | 1956, '57 |
| Jones, Gary | 1982 |
| Jones, Mark A. | 1969, '70 |
| Jones, Randall E. | 1972, '73, '74 |
| Jones, Sean | 2007, '08 |
| Joiner | 1902 |
| Julius, Jacob | 2007 |

K

| | |
|--------------------------|---------------------|
| Kauffman, Rob | 1977, '78, '79, '80 |
| Kearns, Walter Lewis | 1951, '52, '53 |
| Kee, Kevin | 1985, '86 |
| Keeter, Daniel R. | 1970 |
| Keith, Charles | 1908 |
| Kell, Skeeter | 1948, '49, '50, '51 |
| Kelly, E.L. | 1897 |
| Kemp, Jarrell R. | 1921 |
| Kenley, Jack | 2017 |
| Kent, Elmore | 1922, '23 |
| Kerns, Keith | 1985 |
| Kerr, John Herman | 1958, '59, '60 |
| Keuchel, Dallas | 2007, '08, '09 |
| Kilgallen, Richard | 1947, '48, '49 |
| Killian, Trey | 2013, '14, '15 |
| Kindle, Judd | 2003 |
| King, Bryan | 2000 |
| King, C.H. | 1922 |
| King, Cyrus | 1923, '24, '25 |
| King, Dave | 1979 |
| King, Jeff | 1984, '85, '86 |
| Kirby, Brian | 1998, '99, 2000, 01 |
| Kirk, Scott | 1978 |
| Kirkland, Mike | 1973, '74 |
| Kizer, Roland | 1919, '20 |
| Klein, Mike | 1994 |
| Kline, Richard | 1964, '65 |
| Knight, Blaine | 2016, '17 |
| Koch, Grant | 2016, '17 |
| Kopps, Kevin | 2017 |
| Korbal, Kendall | 2008 |
| Kostyshock, Jacob | 2017 |
| Kowalchuk, Christian | 2009, '10 |
| Kraus, Ralph | 1983, '84, '85, '86 |
| Kreder, Monk | 2010 |
| Kregal, Horace | 1927 |
| Kremers, Jim | 1985, '86, '87, '88 |
| Kretschmar, James Joseph | 1955, '56 |
| Kreymborg, Mike | 1979 |
| Krueger, Steve | 1979, '80 |
| Kuhn, Collin | 2009, '10, '11 |

L

| | |
|-------------------------|----------------|
| Lacey, Shaun | 1977, '78 |
| Lahay, Bruce | 1978 |
| Laird, Tony | 1983, '84 |
| Lamberth, John | 1973 |
| Lambeth, Dan | 1982, '84 |
| Lancaster, Les | 1982, '83, '84 |
| Land, Lee | 2005 |
| Leach, Aaron | 1998 |
| Leavitt, Chase | 2008, '09 |
| Lee, Cliff | 2000 |
| Lee, Evan | 2017 |
| Lenox, Greg | 1971 |
| Lennerton, Ryan | 2004 |
| Leraris, Justin | 2001, '02 |
| Leuppe, Ed | 1981, '82, '83 |
| Leverette, Dixie | 1914 |
| Leverette, Edward Vaulx | 1898, 1905 |
| Ley, Stan | 1971, '72 |
| Lidell, Finessee | 1909, '10 |
| Liles, Greyson | 1989, '90, '91 |
| Limbocker, Scott | 2007, '09 |

| | |
|-------------------------|---------------------|
| Lindsey, James Edgar | 1964, '65 |
| Linebarier, Bobby Joe | 1951 |
| Lipsmeyer, David | 1978 |
| Little, Blake | 1990, '91 |
| Loggins, Mike | 1983, '84, '85 |
| Lollar, Tim | 1977, '78 |
| Long, Frances Jones | 1952, '53, '54 |
| Long, Gordon | 1947, '48, '49 |
| Longonitti, Henry P. | 1947 |
| Longoria, Keith | 1981, '82 |
| Loseke, Barrett | 2016, '17 |
| Loseke, Scott | 1982, '83 |
| Lowery, Jackson | 2014, '15 |
| Lubker, Herman | 1947 |
| Lundquist, Dennis | 1974, '75 |
| Lundquist, Ryan | 1996, '97, '98, '99 |
| Lundquist, Tim | 1976, '77 |
| Lunney, Barry Jr. | 1993, '94, '95, '97 |
| Lusker, Chris | 1985 |
| Lutes, Charles, Russell | 1953 |
| Lyles, Robert Earl | 1956 |
| Lyles, Tigger | 2001 |
| Lynch, Cade | 2011, '12, '13 |
| Lyon, Earl | 1926 |
| Lyons, Scott | 2008, '09 |
| Lyons, W.A. | 1922, '23 |

M

| | |
|---------------------------|----------------------|
| Maday, Daryl | 2004, '05, '06 |
| Magness, James Edward | 1963, '64 |
| Mahaffey, Alan | 1995 |
| Mahan, Jacob | 2012, '13 |
| Mahler, James | 2008 |
| Manatt, Jared | 1999, 2000 |
| Marshall, David | 1969, '70, '71 |
| Marquardt, John Henry | 2005, '06 |
| Martin, E.G. | 1898 |
| Martin, Mike | 1978, '79 |
| Masanda, Daren | 1994, '95, '96 |
| Mason, Donald | 1965, '66 |
| Masters, David | 2012 |
| Matheson, Derek | 1996, '97, '98, '99 |
| Matthews, Walter Ray | 1954, '55, '56 |
| McAfee, Brett | 2013, '14, '15 |
| McAllister, Leslie Edward | 1967, '69 |
| McAlvain, Jarred | 1996 |
| McCann, James | 2009, '10, '11 |
| McCaughtry, Floyd | 1960, '61 |
| McClain, Mark | 1976, '77 |
| McClure, Dave | 1980, '81 |
| McConnell, Jason | 1995, '96, '97 |
| McConnell, Kirk | 2002, '03 |
| McCorquodale, Knox | 2005 |
| McCowan | 1902 |
| McCrotty, Wes | 1998, '99, 2000 |
| McCullough, William Glenn | 1923 |
| McDaniel, Dale | 1979 |
| McDaniel, Larry L. | 1972 |
| McDaniel, Travis | 1997, '98, '99, 2000 |
| McGaha, Mel | 1947, '48 |
| McGehee, Mel | 1945, '47, '48 |
| McGurk, Pat | 1980 |
| McFarland, Jordan | 2017 |
| McHale, Robert | 1979, '80 |
| McHan, Lamar | 1952, '53 |
| McKenzie, James Horace | 1961 |
| McKinney, Jarrod | 2009, '10, '11 |
| McKinney, Keaton | 2015, '16 |
| McKissack, Stephen Louis | 1967 |
| McLelland, Brian | 2004, '05, '06, '07 |
| McNemer, Phil | 1908, '09 |
| McNiel, Donald | 1975, '76, '77 |
| McReynolds, Kevin | 1979, '80, '81 |
| McShane, Mickey Paul | 1964, '65 |
| Mercado, Jose Egardo | 1951 |
| Merrill, Bubbs | 2004 |
| Merryman, Josh | 2000, '01, '02, '03 |



Dallas Keuchel earned SEC All-Freshman honors in 2007, the AL Cy Young Award in 2015, and added a World Series title in 2017.

| | |
|------------------------|----------------------|
| Methvin, Garrett | 2010 |
| Milburn, Frank H. | 1923, '24 |
| Milford, Clinton G. | 1909, '10, '11 |
| Miller, Donald L. | 1950, '51 |
| Miller, Grady | 1908, '09, '10, '11 |
| Miller, John | 1983, '84 |
| Miller, Ray | 1995 |
| Miller, Richard L. | 1972, '73, '74 |
| Milwee, F.B. | 1913 |
| Mitchell, Bruce | 1971, '72, '73, '74 |
| Mitchell, S.D. | 1921 |
| Mobbs, Jimmy | 2003 |
| Mont, Theodore Jr. | 1961, '62, '63 |
| Montgomery, Bill | 1975, '76 |
| Moody, Billy Joe | 1962 |
| Moore, Brandon | 2011, '12, '13 |
| Moore, Kenderick | 1993, '94, '95, '96 |
| Moore, Rod | 1986, '87 |
| Moore, Ron | 1989, '90, '91 |
| Moody, James Wesley | 1958 |
| Moriarity, Mike | 1996, '97, '98, 2000 |
| Morris, Jacob | 2011, '12, '13 |
| Morris, William T. | 1972, '73 |
| Mosley, Tim | 1995 |
| Muldoon, Allen Mike | 1967 |
| Mulhollen, Danny Byron | 1962, '63, '64 |
| Mulvaney, Brad | 1994, '95, '96 |
| Murphree, Aaron | 2007, '08 |
| Murphy, Bill | 1974 |
| Murphy, Gary | 1984, '85 |
| Murphy, Jon | 2000 |
| Murphy, Kacey | 2016, '17 |
| Murphy, Sam | 2008, '09, '10 |
| Muse, Preston | 1926 |
| Myers, Ed | 1981, '82 |

N

| | |
|-------------------|----------------|
| Nauman, John | 1971, '73 |
| Neal, Tommy A. | 1972, '73 |
| Nelson, Peyton | 2000 |
| Newland, Josh | 2000 |
| Newman, Willie | 1988 |
| Newton, C.B. Jr. | 1958, '59 |
| Nix, Bobby | 1965 |
| Nix, Lowell Edsel | 1952, '53, '54 |
| Nomura, Rick | 2015, '16 |
| Norcott, A. | 1912, '13 |
| Norton, Delbert | 1902 |
| Nosari, Eldon Joe | 1958, '59, '60 |
| Nutt, Jeff | 2007, '08 |
| Nye, Elmer Lloyd | 1967 |
| Nye, Richie | 1996 |
| Nye, Rodney | 1998, '99 |

O

| | |
|--------------------|----------------|
| Odom, Tony | 1982 |
| Oliver, Chris | 2012, '13, '14 |
| Oliver, Thomas P. | 1929 |
| Oquist, Mike | 1987, '88, '89 |
| Ormsby, Ban | 1976 |
| Osborn, Donald Jr. | 1965 |
| Osmon, Scott | 1989 |
| Overbey, Rogers | 1955, '56, '57 |

P

| | |
|-----------------------|---------------------|
| Pagnozzi, Tom | 1983 |
| Palen, Mike | 1992, '93 |
| Parker, Blake | 2004, '05, '06 |
| Parker, Steve | 1986 |
| Parsons, Jeff | 1993, '94, '95 |
| Pate, Kyle | 2015 |
| Patten, Jonah | 2015 |
| Patterson, Dave | 1985, '86 |
| Paul, Kortney | 1991, '93 |
| Paulsen, Larry | 1970, '71, '72, '73 |
| Payne, Buck | 1916 |
| Peace, John | 1971 |
| Pearson, Jeffrey Lynn | 1964, '65, '66 |
| Pellow, Kit | 1995, '96 |
| Pennell, Tucker | 2015, '16 |
| Perdue, Monroe | 1922 |
| Person, Robert | 1988 |
| Peters, Darrell | 1959, '60 |
| Peters, Tim | 1986, '87 |
| Peters, Tony | 1986 |
| Phelan, Brian | 1996, '97 |
| Phillip, Alex | 2014 |
| Phillips, Jimmy | 1987 |
| Phillips, Lance | 2014, '15 |
| Pierce, Chad | 2008 |
| Piskor, Kirk | 1989, '90, '91 |
| Pittman, Donald | 1898 |
| Pitts, Nick | 2000, '01, '02, '03 |
| Poché, Colin | 2013, '14 |
| Pogue, Doug | 1974 |
| Pohle, Ike | 1998, '99 |
| Pomeroy, Kyler | 2002, '03 |
| Porter, A.W. | 1926 |
| Porter, Tom | 1947, '48, '49 |
| Pose, Scott | 1987, '88, '89 |
| Potts, Thomas | 1898 |
| Powell, David | 1982, '83 |
| Pratt, Haas | 2003, '04 |
| Pratt, Jordan | 2010 |
| Preston, Doyle | 1993, '94 |
| Pridemore, Harold C. | 1951 |
| Pryor, Michael Scott | 1968, '69, '70, '71 |
| Pryor, Shap Hanner | 1952, '53 |
| Ptak, V. James | 1919, '20 |

ALL-TIME LETTERMEN

| | |
|--------------|-----------|
| Pufall, Ed | 1974, '75 |
| Pugh, Dennis | 1973, '74 |
| Pyle, Jason | 2003 |

Q

| | |
|-----------------|---------------------|
| Quarnstrom, Rob | 1995, '96, '97, '98 |
|-----------------|---------------------|

R

| | |
|-------------------------|---------------------|
| Raether, Pete | 1989, '91 |
| Ragland, H.S. | 1902 |
| Ramirez, Jean | 2013 |
| Rankin, Jeremy | 2000, '01 |
| Ray, Johnny | 1978, '79 |
| Rayder, Jan Wayne | 1955, '56, '57 |
| Raynor, Arthur | 1927, '28, '29 |
| Reagan, Stephen Earl | 1967, '68 |
| Reese, Ken | 1987, '88 |
| Reeves, John Clay | 2012 |
| Reindl, Jake | 2016, '17 |
| Renfro, Elza | 1924 |
| Reves, Arch | 1905 |
| Reyes, Mark | 2012 |
| Reynolds, Matt | 2010, '11, '12 |
| Reynolds, Ronn | 1979, '80 |
| Rhoades, Barton R. | 1972 |
| Rhoads, Chris | 2006, '07 |
| Rhodes, Dave | 1977, '78 |
| Rice, Jacob | 2011 |
| Rice, Pat | 1984, '85, '86 |
| Richards, Stephen | 2007, '08, '09 |
| Richardson, Bryant | 1994 |
| Richardson, Derrick | 1984, '85 |
| Richmond, Jonathan | 2001, '02, '03 |
| Riethmaier, Matt | 1998, '99, 2000 |
| Riley, Justin | 2000 |
| Rinehart, Jimmy Jarrell | 1951, '52 |
| Robbins | 1905 |
| Roberts, Derek | 1998 |
| Roberts, Norm | 1982, '83, '84, '85 |
| Robertson, O. Leland | 1920, '22, '23 |
| Robinson, Kyle | 2010, '11 |
| Robinson, Mike | 1981, '82, '83 |
| Robison, Stephen | 2004, '05, '06, '07 |
| Roby, Ellis | 1983, '84, '85 |
| Rock, Mike | 1981, '82, '83 |
| Rodriguez, Jordan | 2016 |
| Roehl, Scott | 2001, '02, '03 |
| Rogers, Brian | 1994, '95, '96, '97 |
| Rogers, Kenny | 1980, '81 |
| Rogers, Marty | 1980, '81 |
| Rogers, Ted Don | 1957 |
| Rogers, Weston | 2016, '17 |
| Rogerson, J.B. | 1920, '21 |
| Roller, Robert Michael | 1966 |
| Rose, Glen | 1927, '28 |
| Rosson, Sam | 1926 |
| Rowlett, Casey | 2004, '05 |
| Rucker, Charles | 1925 |
| Rucker, Garrett | 2014 |
| Rucker, Jeff | 1924, '25, '26 |
| Rucker, Paul | 1934, '35 |
| Ruckerman, Charles | 1923, '24, '25 |
| Ruder, Russ | 1981 |
| Russell, Zac | 2010 |

S

| | |
|-----------------------|----------------|
| Sample, Charles | 1910 |
| Sample, Travis | 2009, '10 |
| Sanburn, Nolan | 2011, '12 |
| Sanburn, Parker | 2015 |
| Sawatski, Jay | 2003, '04 |
| Sayles, Rickey | 1964 |
| Schalchlin, George W. | 1912 |
| Schaufele, Louis J. | 1949, '50, '51 |
| Schmidt, Nick | 2005, '06, '07 |
| Schoonover, Wear | 1929 |
| Schrantz, Jeff | 1981, '83 |

| | |
|--------------------------|---------------------|
| Schwanke, Willie | 2013 |
| Scott, H.A. | 1969, '70, '71 |
| Scott, John T. | 1902 |
| Scroggins, Cody | 2016, '17 |
| Secrist, Brad | 2007 |
| Seibert, Shaun | 2005, '06, '07, '08 |
| Serrano, Joe | 2012, '13, '14, '15 |
| Seward, Tim | 1981, '82 |
| Shaddy, Carson | 2015, '16, '17 |
| Shaddy, Chris | 1980, '81, '82 |
| Shawgo, Jack Edwin | 1949, '50 |
| Sheredy, Kevin | 1994, '95 |
| Sherrill, Tim | 1986, '87 |
| Shock, Billy | 1980 |
| Simms, Darien | 2016 |
| Shoptaw, Britt | 1988 |
| Simpson, Landon | 2013, '14 |
| Sisco, Mike | 1986, '87 |
| Skeels, Andy | 1986, '87 |
| Skeels, David | 1992, '93, '94, '95 |
| Skinner, Joe | 2004 |
| Slembarski, Ron | 1983 |
| Smalling, Tim | 2007, '08 |
| Smith, Austin | 1925 |
| Smith, C.S. | 1913 |
| Smith, Don Roy | 1956, '57, '58 |
| Smith, James Howard | 1950, '51, '52 |
| Smith, Jarrette Dean | 1950 |
| Smith, Josh | 2005, '06 |
| Smith, Thurman Jr. | 1970, '72, '73 |
| Smyly, Drew | 2009, '10 |
| Smyor, C.P. | 1898 |
| Snowden, Greg | 1973, '74 |
| Soden, James Paul | 1962, '63, '64 |
| Spanberger, Chad | 2015, '16, '17 |
| Spence, Jeff | 1977, '78 |
| Spence, Thad Burke | 1948 |
| Spikes, James L. | 1920, '21, '24 |
| Spoon, Tyler | 2013, '14, '15 |
| Springston, Cliff | 2008 |
| Stafford, Joe Herman | 1965, '66, '67 |
| Stall, Carl | 1992, '93 |
| Stallings, Matt | 2004 |
| Standley, Billy Glenn | 1967, '68, '69 |
| Stanek, Ryne | 2011, '12, '13 |
| Stanley, J.H. | 1905 |
| Stanley, John | 1979, '80 |
| Stanley, Tom | 1903, '06 |
| Starkey, Chuck | 1980 |
| Stephan, Trevor | 2017 |
| Stephens, Bob | 1976 |
| Stephens, G.K. | 1898 |
| Stephens, Jason | 1996 |
| Stricklin, Clayborne Jr. | 1968, '69 |
| Stidham, Phillip | 1989, '90, '91 |
| Stillwell, Rod | 1988, '89 |
| Stinson, Ryan | 1992, '93 |
| Stoakes, Sid | 1909, '10 |
| Stolzer, Robert | 1957, '58 |
| Stone, Jacob | 2014, '15 |
| Stout, S.R. | 1911, '12, '13 |
| St. Pierre, Robert | 1953 |
| Suggs, Colby | 2011, '12, '13 |
| Sutton, Mark | 1976 |
| Swope, Mark | 1988, '89, '90 |

T

| | |
|-------------------------|---------------------|
| Tabor, Scott | 1979, '80, '81, '82 |
| Taccolini, Domonic | 2014, '15, '16, '17 |
| Taft, Steve | 1990, '91, '93, '94 |
| Talbot, Jeremy | 1996 |
| Teague, James | 2014, '15, '16 |
| Tejcek, Jim | 1989 |
| Thomas | 1902 |
| Thomas, Don | 1986, '87, '88, '89 |
| Thomas, Everett William | 1956, '57, '58 |

| | |
|---------------------|---------------------|
| Thomas, O.C. | 1912 |
| Thomas, Reggie | 1980, '81 |
| Thomas, Richard | 1992 |
| Thomas, Tim | 1989, '90, '92 |
| Thomason, Dewey Jr. | 1947, '48, '49, '50 |
| Thomason, Joe Henry | 1954, '55, '56 |
| Thompson, Burl | 1929 |
| Thompson, Clark | 1908 |
| Thompson, Gerald | 1978 |
| Thompson, Henry | 1976, '77, '78 |
| Thorne, Matt | 2000 |
| Tidwell, Chad | 1995, '96 |
| Tiffée, Ronald C. | 1966, '67, '68 |
| Tisher, Mitch | 2000 |
| Todd, Jess | 2007 |
| Tompkins, Chuck | 1909, '10, '11 |
| Toops, Brady | 2002, '03, '04 |
| Trainor, Kendall | 1986, '87, '88 |
| Trapp, Charles | 1930 |
| Trigg, J.W. | 1903 |
| Trigg, Tom | 1905 |
| Trimble, Claud | 1928, '29 |
| Triplett, Gerald | 1903 |
| Troglin, Mike | 1990 |
| Tschepikow, Ben | 2005, '07, '08, '09 |
| Tucker, Jeff | 1992 |
| Tyra, John | 1966, '67, '68 |

V

| | |
|------------------------|---------------------|
| Van Every, Lynn | 1986 |
| Van Horn, Dave | 1982 |
| Vann, John S. | 1910 |
| Vaske, Terry | 1992 |
| Vent, Kevin | 1998 |
| Verhage, Terry | 1968, '69, '70, '71 |
| Vidmar, Ed | 1980, '81 |
| Villanueva, Eddie | 1971 |
| Vincenheller, G. Aston | 1898, '1902 |
| Vincent, Farrell | 1971 |
| Vinson, Matt | 2010, '11, '12, '13 |

W

| | |
|-----------------|---------------------|
| Wachter, Scott | 1980, '81 |
| Wagner, Matt | 1991, '92 |
| Wales, Ted | 1970, '71, '72 |
| Walker, Brian | 2005, '06, '07 |
| Walker, Brian | 1992 |
| Walker, Clint | 1996 |
| Walker, Doug | 1991 |
| Walker, Johnny | 1975 |
| Walkup, Jim | 1928, '29 |
| Wallace, Ed | 1978, '79 |
| Wallace, George | 1922 |
| Wallace, Larry | 1976, '77, '78, '79 |
| Walling, David | 1998, '99 |
| Wanger, Fred | 1969, '70 |

| | |
|---------------------------|----------------------|
| Warram, James | 1925 |
| Warrior, Manual | 1978, '79 |
| Washburn, Kyle | 2000, '01 |
| Washington, Fredy Lee | 1968 |
| Watkins, David | 1992 |
| Watkins, James | 1902 |
| Watts, Kern | 2004 |
| Watson, J.T. | 1905, '06, '08 |
| Watson, John R. | 1905, '06 |
| Watson, Michael | 1976 |
| Weatherford, Luke | 2001, '02 |
| Weaver, Gary Francis | 1960, '61, '62 |
| Webb, Richard | 1981 |
| Weckel, Wilfin R. | 1973 |
| Wehrle, Kendall | 2009 |
| Welker, Brad (Duke) | 2007 |
| Wells, Justin | 2008, '09 |
| Wells, S.R. | 1912 |
| Welsh, Jack | 1997, '98, '99, 2000 |
| Wernes, Bobby | 2014, '15 |
| Westerside, Kenneth | 1967 |
| Westphal, Robbie | 1954, '55 |
| Wheller, Jerry Thomas | 1961, '62 |
| Whillock, Jack | 1962, '63, '64 |
| Whitaker, Ryan | 1991, '92, '93 |
| White, Justin | 2004 |
| Whitekiller, Jerel | 1998 |
| Wiggins, Blake | 2015 |
| Wild, Michael | 2006 |
| Wilkerson, Krisjon | 2014, '15 |
| Wilkerson, Lyle Allen Jr. | 1952, '53, '54 |
| Wilkinson, Spencer | 1987 |
| Wilkins, Andy | 2008, '09, '10 |
| Wilkins, Charles | 1925, '26 |
| Willard, Matt | 2006, '07 |
| Wiley, Doug | 2016 |
| Williams, Allen | 1991, '92, '93, '94 |
| Williams, Alvin Lee | 1947, '48 |
| Williams, Chris | 2003 |
| Williams, Darrell Dean | 1960, '61, '62 |
| Williams, David Lee | 1968, '69, '70, '71 |
| Williams, Jarrell | 1959, '60, '61 |
| Williams, Jaxon | 2017 |
| Williams, L.J. | 1919, '20, '21 |
| Williams, Michael | 1973, '74 |
| Williams, Paul | 1968, '69, '70, '71 |
| Williams, Paul X | 1927, '28, '29 |
| Williams, Reggie | 1995, '96 |
| Williams, Robert James | 1949, '50, '51 |
| Willis, Billy Don | 1967, '68 |
| Wimot, J.C. | 1898 |
| Wilmith, John Alan | 1968 |
| Wilson, Andy | 1996 |
| Wilson, Doyle | 1985, '86 |
| Wilson, Gary | 1982 |



Ward, Jimmy was an SEC All-Conference 1982, 1983, and 1984 selection in 2010.

ALL-TIME LETTERMEN

| | |
|-----------------------|---------------------|
| Wilson, Hunter | 2017 |
| Wilson, Joe Bill | 1954 |
| Wilson, Roger | 1988 |
| Wilson, Tommy | 1909, '10, '11 |
| Wise, Jake | 2011, '12, '13, '14 |
| Wishy, Andrew | 2001, '02, '03 |
| Wofford, Tim | 1982, '83 |
| Wood, David | 1974 |
| Wood, Roy | 1912, '13 |
| Woodruff, Jim | 1970 |
| Woodruff, Patrick | 2002 |
| Woods, Jeremy | 1995, '96 |
| Woods, Scott | 2001, '02 |
| Workman, Richie | 1993, '94, '95, '96 |
| Wright, A.E. | 1909 |
| Wright, Dan | 1997, '98, '99 |
| Wright, Myron Ernest | 1964, '65, '66 |
| Wright, Tyler | 2012, '13 |
| Wyles, Bill | 1970, '71 |

| | |
|-----------------|-----------|
| Y | |
| Yost, Matt | 2003 |
| Young, Clint | 1910, '11 |
| Young, Donald | 1948 |
| Youngblood, Jon | 2000 |

| | |
|----------------|----------|
| Z | |
| Zacher, Todd | 1980, 81 |
| Zambrana, Luis | 1979, 80 |
| Zane, Kelly | 1987, 88 |

* Current players in bold



Catcher Jake Wise earned four letters with the Razorbacks and was named an SEC All-Defensive player in 2014 after catching 20 base stealers.

BATTING

Batting Average

| Rank | Total (H/AB) | Year/Games |
|------|-----------------|------------|
| 1. | .341 (723/2118) | 1997 / 56 |
| 2. | .334 (593/1775) | 1984 / 56 |
| 3. | .326 (740/2273) | 1987 / 68 |
| 4. | .325 (548/1995) | 1990 / 62 |
| 5. | .321 (704/2192) | 1985 / 66 |
| 6. | .316 (666/2110) | 1998 / 59 |
| 7. | .313 (655/2123) | 1996 / 59 |
| 8. | .312 (525/1681) | 1982 / 57 |
| 9. | .312 (533/1707) | 1981 / 52 |
| 10. | .309 (240/777) | 1973 / 28 |

At Bats

Game: 67, Texas A&M - 5/5/89

| Rank | Total | Year / Games | Avg./Gm |
|------|-------|--------------|---------|
| 1. | 2402 | 2004 / 69 | 34.81 |
| 2. | 2339 | 1999 / 65 | 35.98 |
| 3. | 2276 | 2010 / 64 | 35.56 |
| 4. | 2273 | 1987 / 68 | 33.43 |
| 5. | 2247 | 2012 / 68 | 33.04 |
| 6. | 2233 | 1989 / 67 | 33.33 |
| 7. | 2207 | 2009 / 65 | 33.95 |
| 8. | 2203 | 2007 / 64 | 34.42 |
| 9. | 2194 | 2017 / 64 | 34.28 |
| 10. | 2192 | 1985 / 66 | 33.21 |

Runs

Inning: 14, Saint Louis (1st) - 4/7/10

Game: 33, Southwest Baptist - 3/21/84

| Rank | Total | Year / Games | Avg./Gm |
|------|-------|--------------|---------|
| 1. | 589 | 1997 / 56 | 10.52 |
| 2. | 575 | 1987 / 68 | 8.46 |
| 3. | 543 | 1985 / 66 | 8.23 |
| 4. | 529 | 1999 / 65 | 8.14 |
| 5. | 498 | 1998 / 59 | 8.44 |
| 6. | 482 | 1988 / 62 | 7.77 |
| 7. | 481 | 2010 / 64 | 7.52 |
| | 481 | 2007 / 64 | 7.52 |
| 9. | 477 | 1996 / 59 | 8.08 |
| 10. | 466 | 1989 / 67 | 8.96 |

Hits

Game: 32, Southwest Baptist - 3/21/84

| Rank | Total | Year / Games | Avg./Gm |
|------|-------|--------------|---------|
| 1. | 740 | 1987 / 68 | 10.88 |
| 2. | 723 | 1997 / 56 | 12.91 |
| 3. | 705 | 1999 / 65 | 10.85 |
| 4. | 704 | 1985 / 66 | 10.66 |
| 5. | 697 | 2010 / 64 | 10.89 |
| | 697 | 2004 / 69 | 10.10 |
| 7. | 686 | 1989 / 67 | 10.24 |
| 8. | 666 | 1998 / 59 | 11.29 |
| 9. | 655 | 1996 / 59 | 11.10 |
| 10. | 643 | 2005 / 61 | 10.54 |

Doubles

Game: 11, Texas Tech - 4/13/85

| Rank | Total | Year / Games | Avg./Gm |
|------|-------|--------------|---------|
| 1. | 172 | 1987 / 68 | 2.53 |
| 2. | 168 | 1997 / 56 | 3.00 |
| 3. | 153 | 1999 / 65 | 2.35 |
| 4. | 142 | 1998 / 59 | 2.41 |
| | 142 | 1989 / 67 | 2.12 |
| 6. | 139 | 1985 / 66 | 2.11 |
| 7. | 135 | 2007 / 64 | 2.11 |
| 8. | 133 | 2005 / 61 | 2.18 |
| 9. | 130 | 2010 / 64 | 2.03 |
| 10. | 127 | 1996 / 59 | 2.15 |

Triples

Game: 5, 3x, last vs. Memphis - 2/20/87

| Rank | Total | Year / Games | Avg./Gm |
|------|-------|--------------|---------|
| 1. | 40 | 1979 / 64 | .325 |
| 2. | 38 | 1994 / 57 | .667 |
| | 38 | 1987 / 68 | .559 |
| | 38 | 1983 / 65 | .585 |
| 5. | 35 | 1989 / 67 | .522 |
| | 35 | 1980 / 66 | .530 |
| 7. | 34 | 1993 / 59 | .576 |
| | 34 | 1990 / 62 | .548 |
| | 34 | 1984 / 56 | .607 |
| | 34 | 1985 / 66 | .515 |

Home Runs

Game: 9, Grambling State - 6/4/10

| Rank | Total | Year / Games | Avg./Gm |
|------|-------|--------------|---------|
| 1. | 92 | 2010 / 64 | 1.44 |
| 2. | 84 | 1999 / 65 | 1.29 |
| 3. | 83 | 2017 / 64 | 1.30 |
| 4. | 80 | 2009 / 65 | 1.23 |
| | 80 | 1997 / 56 | 1.43 |
| 6. | 77 | 2008 / 58 | 1.32 |
| 7. | 75 | 2007 / 64 | 1.17 |
| 8. | 74 | 1985 / 66 | 1.15 |
| 9. | 71 | 1998 / 59 | 1.20 |
| 10. | 70 | 1987 / 68 | 1.03 |

RBI

Game: 30, S. Carolina - 3/30/97, Saint Louis - 4/7/10

| Rank | Total | Year / Games | Avg./Gm |
|------|-------|--------------|---------|
| 1. | 525 | 1997 / 56 | 9.38 |
| 2. | 498 | 1987 / 68 | 7.32 |
| 3. | 473 | 1999 / 65 | 7.28 |
| 4. | 470 | 1985 / 66 | 7.12 |
| 5. | 459 | 1998 / 59 | 7.78 |
| 6. | 449 | 2010 / 64 | 7.01 |
| 7. | 433 | 2007 / 64 | 6.77 |
| 8. | 420 | 1996 / 59 | 7.12 |
| 9. | 417 | 1988 / 62 | 6.73 |
| 10. | 416 | 1986 / 60 | 6.93 |



Arkansas set a team record with nine home runs in its 19-7 win over Grambling State in the 2010 NCAA Fayetteville Regional, including a career-high three homers from Brett Eibner.

TEAM RECORDS

Walks

Game: 19, vs. Alabama A&M - 3/12/13

| Rank | Total | Year / Games | Avg./Gm |
|------|-------|--------------|---------|
| 1. | 361 | 1985 / 66 | 5.47 |
| 2. | 355 | 1987 / 68 | 5.22 |
| 3. | 325 | 1999 / 65 | 5.00 |
| 4. | 309 | 1990 / 62 | 4.98 |
| 5. | 304 | 2004 / 69 | 4.41 |
| 6. | 301 | 1988 / 62 | 4.85 |
| 7. | 290 | 1989 / 67 | 4.33 |
| | 290 | 1983 / 65 | 4.46 |
| 9. | 288 | 2007 / 64 | 4.50 |
| 10. | 280 | 1992 / 57 | 4.91 |

Total Bases

| Rank | Total | Year / Games | Avg./Gm |
|------|-------|--------------|---------|
| 1. | 1198 | 1987 / 68 | 17.62 |
| 2. | 1189 | 1997 / 56 | 21.23 |
| 3. | 1133 | 1985 / 66 | 17.17 |
| 4. | 1125 | 2010 / 64 | 17.58 |
| 5. | 1124 | 1999 / 65 | 17.29 |
| 6. | 1047 | 1998 / 59 | 17.75 |
| 7. | 1012 | 1989 / 67 | 15.10 |
| 8. | 1008 | 2007 / 64 | 15.75 |
| 9. | 1004 | 2004 / 69 | 14.55 |
| 10. | 999 | 2017 / 64 | 15.61 |

Strikeouts

Game: 25, Auburn - 5/19/94

| Rank | Total | Year / Games | Avg./Gm |
|------|-------|--------------|---------|
| 1. | 518 | 2009 / 65 | 7.97 |
| 2. | 482 | 2007 / 64 | 7.53 |
| 3. | 463 | 2017 / 64 | 7.23 |
| 4. | 462 | 2002 / 63 | 7.33 |
| 5. | 454 | 2006 / 60 | 7.57 |
| 6. | 451 | 2004 / 69 | 6.54 |
| 7. | 445 | 2012 / 68 | 6.54 |
| 8. | 441 | 2011 / 62 | 7.11 |
| | 441 | 1999 / 65 | 6.78 |
| 10. | 439 | 2008 / 58 | 7.57 |

Stolen Bases

Game: 12, Central Missouri State - 2/28/92

| Rank | Total | Year / Games | Avg./Gm |
|------|-------|--------------|---------|
| 1. | 155 | 1983 / 65 | 2.38 |
| 2. | 142 | 1982 / 57 | 2.49 |
| 3. | 136 | 1999 / 65 | 2.09 |
| 4. | 133 | 1995 / 61 | 2.18 |
| 5. | 123 | 1987 / 68 | 1.81 |
| 6. | 122 | 2011 / 62 | 1.97 |
| 7. | 119 | 1994 / 57 | 2.09 |
| 8. | 117 | 1990 / 62 | 1.89 |
| 9. | 115 | 1993 / 59 | 1.95 |
| | 115 | 1989 / 67 | 1.72 |

Slugging Percentage

| Rank | Total | Year / Games |
|------|-------|--------------|
| 1. | .561 | 1997 / 56 |
| 2. | .527 | 1987 / 68 |
| 3. | .517 | 1985 / 66 |
| 4. | .504 | 1984 / 56 |
| 5. | .496 | 1998 / 59 |
| 6. | .494 | 2010 / 64 |
| 7. | .488 | 1988 / 62 |
| 8. | .486 | 1990 / 62 |
| 9. | .485 | 1986 / 60 |
| 10. | .481 | 1999 / 65 |



The 2013 Arkansas pitching staff finished the season with a school-record 1.89 team ERA, led by Ryne Stanek's 1.39 ERA, which ranked as the third-lowest single-season ERA in school history.

Sacrifice Hits

| Rank | Total | Year / Games |
|------|-------|--------------|
| 1. | 56 | 2011 / 62 |
| 2. | 54 | 2014 / 54 |
| 3. | 52 | 2013 / 61 |
| 4. | 48 | 2012 / 68 |
| | 48 | 2004 / 69 |
| 6. | 45 | 1995 / 61 |
| | 45 | 1982 / 57 |
| 8. | 44 | 1987 / 68 |
| 9. | 43 | 2009 / 65 |
| 10. | 42 | 1976 / 47 |

Sacrifice Flies

| Rank | Total | Year / Games |
|------|-------|--------------|
| 1. | 42 | 1995 / 61 |
| 2. | 40 | 1986 / 60 |
| 3. | 37 | 1991 / 62 |
| | 37 | 1989 / 67 |
| 5. | 36 | 2014 / 36 |
| 6. | 34 | 2007 / 64 |
| | 34 | 2004 / 69 |
| 8. | 32 | 2005 / 61 |
| | 32 | 1988 / 62 |
| 10. | 31 | 2015 / 65 |
| | 31 | 2012 / 68 |
| | 31 | 1998 / 59 |
| | 31 | 1987 / 68 |

Hit By Pitch

| Rank | Total | Year / Games |
|------|-------|--------------|
| 1. | 107 | 2007 / 64 |
| 2. | 94 | 2003 / 57 |
| 3. | 93 | 2010 / 64 |
| 4. | 90 | 1999 / 65 |
| 5. | 89 | 2002 / 63 |
| 6. | 85 | 2014 / 65 |
| 7. | 74 | 2005 / 61 |
| 8. | 72 | 2000 / 64 |
| 9. | 68 | 2004 / 69 |
| | 68 | 1998 / 59 |

PITCHING

Innings Pitched

Game: 17.0, Auburn - 5/19/94

| Rank | Total | Year / Games |
|------|-------|--------------|
| 1. | 621.1 | 2004 / 69 |
| 2. | 613.0 | 2012 / 68 |
| 3. | 580.0 | 2009 / 65 |
| 4. | 578.0 | 1999 / 65 |
| 5. | 576.0 | 1989 / 67 |
| 6. | 575.1 | 2014 / 65 |
| 7. | 574.2 | 2010 / 64 |
| 8. | 570.2 | 2015 / 65 |
| 9. | 569.0 | 2007 / 64 |
| 10. | 567.1 | 1987 / 68 |

ERA (Lowest)

| Rank | Total | Year / Games |
|------|-------|--------------|
| 1. | 1.89 | 2013 / 61 |
| 2. | 2.63 | 2014 / 65 |
| 3. | 2.74 | 1976 / 47 |
| 4. | 2.83 | 2012 / 68 |
| 5. | 2.84 | 1977 / 51 |
| 6. | 2.96 | 1971 / 41 |
| 7. | 3.00 | 1982 / 57 |
| | 3.00 | 1968 / 28 |
| 9. | 3.02 | 1979 / 64 |
| 10. | 3.18 | 1973 / 31 |

ERA (Highest)

| Rank | Total | Year / Games |
|------|-------|--------------|
| 1. | 6.27 | 2000 / 54 |
| 2. | 6.20 | 1997 / 56 |
| 3. | 5.90 | 1992 / 57 |
| 4. | 5.43 | 1988 / 62 |
| 5. | 5.28 | 1998 / 59 |
| 6. | 5.12 | 1999 / 65 |
| 7. | 5.05 | 1994 / 57 |
| 8. | 5.00 | 2016 / 55 |
| 9. | 4.92 | 2008 / 58 |
| 10. | 4.75 | 1995 / 61 |

TEAM RECORDS

Strikeouts

Game: 18, Missouri State - 3/25/09; Grand Canyon - 4/5/17

| Rank | Total | Year / Games | Avg./Gm |
|------|-------|--------------|---------|
| 1. | 619 | 2017 / 64 | 9.67 |
| 2. | 565 | 2007 / 64 | 8.83 |
| 3. | 554 | 1999 / 65 | 8.63 |
| 4. | 551 | 2010 / 64 | 8.61 |
| 5. | 534 | 2012 / 68 | 7.85 |
| 6. | 511 | 2009 / 65 | 7.86 |
| 7. | 506 | 1995 / 61 | 8.49 |
| 8. | 496 | 1987 / 68 | 7.87 |
| 9. | 495 | 1989 / 67 | 7.73 |
| 10. | 484 | 2015 / 65 | 7.45 |

Walks

Game: 14, Oklahoma State - 4/4/89

| Rank | Total | Year / Games | Avg./Gm |
|------|-------|--------------|---------|
| 1. | 315 | 1987 / 68 | 5.00 |
| 2. | 314 | 1988 / 62 | 5.56 |
| 3. | 297 | 1999 / 65 | 4.62 |
| 4. | 295 | 1994 / 57 | 5.13 |
| 5. | 290 | 1985 / 66 | 4.78 |
| 6. | 287 | 1980 / 66 | 5.16 |
| 7. | 282 | 2015 / 65 | 4.34 |
| 8. | 275 | 1979 / 64 | 4.91 |
| 9. | 264 | 1995 / 61 | 4.43 |
| 10. | 263 | 2000 / 54 | 4.97 |

Runs Allowed

Game: 25, Oklahoma State - 1948

| Rank | Total | Year / Games | Avg./Gm |
|------|-------|--------------|---------|
| 1. | 416 | 2000 / 54 | 7.86 |
| 2. | 405 | 1997 / 56 | 7.44 |
| 3. | 397 | 1999 / 65 | 6.18 |
| 4. | 366 | 1998 / 59 | 6.33 |
| 5. | 363 | 2009 / 65 | 5.58 |
| 6. | 355 | 1994 / 57 | 6.18 |
| 7. | 353 | 1992 / 57 | 6.60 |
| 8. | 348 | 1988 / 62 | 6.16 |
| 9. | 344 | 2008 / 58 | 5.93 |
| | 344 | 1987 / 68 | 5.46 |

Earned Runs Allowed

| Rank | Total | Year / Games | Avg./Gm |
|------|-------|--------------|---------|
| 1. | 338 | 1997 / 56 | 6.21 |
| 2. | 332 | 2000 / 54 | 6.27 |
| 3. | 329 | 1999 / 65 | 5.12 |
| 4. | 316 | 1992 / 67 | 5.90 |
| 5. | 307 | 1988 / 62 | 5.43 |
| 6. | 305 | 1998 / 57 | 5.28 |
| 7. | 301 | 2009 / 65 | 4.63 |
| 8. | 290 | 1994 / 57 | 5.05 |
| 9. | 283 | 2008 / 58 | 4.88 |
| | 283 | 1995 / 61 | 4.75 |

Hits Allowed

| Rank | Total | Year / Games | Avg./Gm |
|------|-------|--------------|---------|
| 1. | 686 | 2004 / 69 | 9.93 |
| 2. | 624 | 2002 / 63 | 9.94 |
| 3. | 595 | 2009 / 65 | 9.15 |
| 4. | 590 | 1987 / 68 | 9.36 |
| 5. | 581 | 1997 / 56 | 10.67 |
| 6. | 579 | 1999 / 65 | 9.02 |
| 7. | 568 | 2000 / 54 | 10.73 |
| 8. | 567 | 1985 / 66 | 9.34 |
| 9. | 562 | 1994 / 57 | 9.78 |
| 10. | 558 | 2010 / 64 | 8.72 |

Complete Games

| Rank | Total | Year / Games |
|------|-------|--------------|
| 1. | 34 | 1980 / 66 |
| 2. | 32 | 1979 / 64 |
| 3. | 30 | 1982 / 57 |
| 4. | 29 | 1974 / 43 |
| 5. | 27 | 1976 / 47 |
| 6. | 21 | 1981 / 52 |
| 7. | 18 | 1973 / 31 |
| 8. | 16 | 1984 / 56 |
| 9. | 15 | 1992 / 57 |
| | 15 | 1970 / 32 |

Consecutive Shutouts

Season: 4 - 1980 (March 15-16 - 2 DHs)

Shutouts

| Rank | Total | Year / Games |
|------|-------|--------------|
| 1. | 13 | 1977 / 51 |
| 2. | 10 | 2014 / 65 |
| | 10 | 2012 / 68 |
| 4. | 9 | 1980 / 66 |
| | 9 | 1979 / 64 |
| | 9 | 1978 / 44 |
| | 9 | 1976 / 47 |
| 8. | 8 | 2013 / 61 |
| | 8 | 1986 / 60 |
| 10. | 7 | 2007 / 64 |
| | 7 | 2017 / 64 |

Saves

| Rank | Total | Year / Games |
|------|-------|--------------|
| 1. | 20 | 2011 / 62 |
| 2. | 19 | 2013 / 61 |
| | 19 | 2006 / 60 |
| 4. | 17 | 2012 / 68 |
| | 17 | 1989 / 67 |
| 6. | 16 | 2009 / 65 |
| | 16 | 2004 / 69 |
| | 16 | 1987 / 68 |
| 9. | 15 | 2015 / 65 |
| | 15 | 1995 / 61 |
| | 15 | 1990 / 62 |



Arkansas' pitching staff set a single-season record with 619 strikeouts in 2017, good for second in the SEC and sixth in the nation. Trevor Stephan led all Razorback pitchers with 120 strikeouts, the most by an Arkansas hurler in a season since 2007.

TEAM RECORDS

TEAM FIELDING

Percentage

Season: .976 - 2017

Assists

Game: 24, Auburn - 5/19/94

Season: 746 - 2012

Putouts

Game: 51, Auburn - 5/19/94

Season: 1839 - 2012

Errors

Game: 7, 4x, last vs. Louisiana Tech - 3/20/01

Season: 115 - 1983

Double Plays

Game: 5, at South Alabama - 2/21/15

Season: 77 - 1985

Triple Plays

Game: 1, 3 times

1B Dominic Ficociello to SS Tim Carver at Mississippi State, 3/25/12;

2B Mark Burnett to SS Joe Jester to 1B Rodney Nye vs. Auburn (SEC Tournament), 5/17/98;

2B Brett Harrison to SS Jim Ward to 1B Ralph Kraus vs. Texas (1983 SWC Tournament)

TEAM MISCELLANEOUS

Longest Game, innings

17 innings, Auburn - 5/19/94

Longest Game, time

6:00, vs No. 21 Missouri State (NCAA Regionals) - 6/4/17

Most Runs, combined

Game: 40, Arkansas 32, Saint Louis 8 - 4/7/10

Most Runners Left on Base

Game: 19, vs. Tennessee - 4/20/02

Most Wins

Season: 51 - 1985, 1987, 1989

Most Losses

Season: 30 - 2000

Most Consecutive Wins

18 - 2/7/96-3/5/96

Most Consecutive Losses

13 - 4/30/16-5/21/16

Most Consecutive SEC Wins

10 - 3/21/99-4/11/99

Most Consecutive SEC Losses

18 - 3/12/00-4/28/00

Most Wins to Start Season

18 -2/7/96-3/5/96

Most SEC Wins

22 - 1999

Most SEC Losses

23 - 2016

ATTENDANCE

Home Game

Regular season (Tickets sold):

12,589 vs. Mississippi State - 4/25/15

Regular season (Actual):

11,103 vs. LSU - 4/9/11

Home Series

Regular season (Tickets sold):

31,584 vs. LSU (three dates) - 4/7/17-4/9/17

Regular season (Actual):

29,931 vs. LSU (three dates) - 5/4/07 - 5/6/07

Home Total Season

Tickets sold: 292,734 (38 dates) - 2010

Actual: 232,218 (38 dates) - 2010

Home Average Season

Tickets sold: 8,335 (30 dates) - 2013

Actual: 6,111 (38 dates) - 2010

NCAA Postseason Home Game

12,167 vs. Missouri State - 6/6/15

(NCAA Fayetteville Super Regional)

All Games

24,228 vs. Virginia - 6/13/15

(College World Series, Omaha, Neb.)



Arkansas has finished in the top five nationally in attendance each of the last 13 years, including 2015 when the Razorbacks ranked second nationally with an average attendance of 7817 fans per game. The 2015 season saw the largest crowd in Baum Stadium history with 12,589 tickets sold against Mississippi State on April 25 and the largest postseason crowd in Baum Stadium history with 12,167 fans against Missouri State for Game 2 of the NCAA Fayetteville Super Regional on June 6.

INDIVIDUAL BATTING

Games

Season: 68, Haas Pratt, Casey Rowlett - 2004
Career: 246, Danny Hamblin - 2004-07

Batting Average

Season (min. 95 AB): .429, Zack Cox - 2010
Career (min. 300 AB): .377, Matt Erickson - 1995-97

At Bats

Game: 9, Scott Pose, Greg D'Alexander vs. Texas A&M - 5/5/89
Season: 269, Rodney Nye - 1999
Career: 940, Danny Hamblin - 2004-07

Runs

Game: 6, Jeremy Jackson vs. Northeastern (Okla.) State - 4/16/97;
Todd Zacher vs. Western Michigan - 2/28/81
Season: 87, Eric Hinske - 1997
Career: 241, Ryan Lundquist - 1996-99

Hits

Game: 6, Jeremy Jackson vs. Northeastern (Okla.) State - 4/16/97;
Jason McConnell vs. Vanderbilt - 3/16/97;
Kenderick Moore vs. Alabama - 5/20/95;
Jeff King vs. Houston - 4/14/84
Season: 102, Zack Cox - 2010
Career: 288, Ryan Lundquist - 1996-99

Doubles

Game: 4, Rodney Nye vs. Louisiana Tech - 3/31/98
Season: 28, Jim Kremers - 1987
Career: 68, Ryan Lundquist - 1996-99

Triples

Game: 2, by many; last by Bobby Wernes vs. North Dakota - 2/14/15
Season: 12, Troy Eklund - 1989; Johnny Ray - 1979
Career: 20, Ty Bilderback - 1992-95

Home Runs

Game: 3, Chad Spanberger vs. Auburn - 5/25/17;
Brett Eibner vs. Grambling State - 6/4/10;
Tim Smalling at Ole Miss - 4/26/08;
Aaron Murphree vs. Siena - 3/7/08;
Danny Hamblin vs. Oral Roberts - 4/12/05;
Rodney Nye at South Carolina - 5/16/99;
Ryan Lundquist vs. Central Missouri State - 3/4/97;
Scott Epps vs. SMS - 4/30/92;
Kevin McReynolds vs. TCU - 4/27/80;
Greg Snowden vs. Rice - 1974
Season: 24, Ryan Lundquist - 1997
Career: 57, Danny Hamblin - 2004-07

RBI

Game: 9, Ryan Lundquist vs. Central Missouri State - 3/4/97
Season: 82, Jeff King - 1985
Career: 232, Ryan Lundquist - 1996-99

Walks

Game: 5, Jake Dugger vs. Alabama - 5/5/06;
Jim Kremers vs. Northwest Missouri State - 3/4/85
Season: 68, Scott Loseke - 1983
Career: 163, Jake Dugger - 2004-07

Strikeouts

Game: 5, Ty Bilderback, Jeff Parsons vs. Auburn - 5/19/94
Season: 73, Brian Kirby - 1999
Career: 235, Danny Hamblin - 2004-07



Danny Hamblin holds the UA career records for home runs (57) and games played (246).

Stolen Bases

Game: 4, four times; last by Logan Forsythe vs. Ole Miss - 5/19/07
Season: 42, Scott Loseke - 1983
Career: 95, Kenderick Moore - 1992-96

Total Bases

Game: 15, Ryan Lundquist vs. Central Missouri St. - 3/4/97
Season: 190, Ryan Lundquist - 1997
Career: 538, Ryan Lundquist - 1996-99

Extra-Base Hits

Game: 4, Brett Eibner vs. Grambling State - 6/4/10;
Andy Wilkins at Oklahoma - 5/30/09;
Danny Hamblin at Oral Roberts - 4/12/05;
Rodney Nye vs. Louisiana Tech - 3/31/98;
Ryan Lundquist vs. Central Missouri St. - 3/4/97;
Greg D'Alexander vs. Indiana State - 4/1/90;
Kirk Piskor vs. Wis.-Oshkosh - 3/19/90;
Ralph Kraus vs. TCU - 4/19/85
Season: 50, Andy Skeels - 1987
Career: 131, Ryan Lundquist - 1996-99

Slugging Percentage

Season (min. 150 AB): .819, Ryan Lundquist - 1997
Career (min. 300 AB): .694, Jeff King - 1984-86

Hit By Pitch

Game: 3, Collin Kuhn vs. Georgia - 4/18/10
Judd Kindle vs. Kansas St. - 3/10/03;
Jack Welsh vs. Florida - 3/25/00, vs. Centenary - 3/1/00
Season: 25, Collin Kuhn - 2010
Career: 53, Collin Kuhn - 2009-11

Sacrifice Hits

Game: 2, by many; last by Jax Biggers vs. Missouri St. - 4/11/17
Season: 15, Joe Serrano - 2013
Career: 36, Jeff Houck - 1990-93

Sacrifice Flies

Game: 2, 13 times; last by Luke Bonfield vs. Grand Canyon - 4/4/17
Season: 12, Greg D'Alexander - 1989
Career: 20, Greg D'Alexander - 1987-90

INDIVIDUAL PITCHING

Wins

Season: 13, Steve Krueger - 1980; Rich Erwin - 1979
Career: 34, Scott Tabor - 1979-82

Appearances

Season: 36, Phillip Stidham - 1989, 1991
Career: 105, Phillip Stidham - 1989-91

Innings Pitched

Game: 11.2, Charlie Corbell vs. Rice - 1983
Season: 124.0, Nick Schmidt - 2007; Rich Erwin - 1979
Career: 383.1, Charley Boyce - 2003-06

Strikeouts

Game: 17, Jess Todd vs. South Carolina - 5/24/07
Season: 155, David Walling - 1999
Career: 345, Nick Schmidt - 2005-07

Walks

Game: 9, John Cebuhar vs. Missouri - 4/27/88;
Steve Parker vs. Rice - 3/15/86
Season: 73, John Cebuhar - 1987
Career: 165, Barry Lunney - 1993-97

ERA

Season (min. 45 IP): 0.95, Phillip Stidham - 1990
Career (min. 100 IP): 1.62, Phillip Stidham - 1989-91

Saves

Season: 13, Colby Suggs - 2013
Career: 33, Phillip Stidham - 1989-91

Games Started

Season: 20, DJ Baxendale - 2012
Career: 55, Charley Boyce - 2003-06

Complete Games

Season: 11, Steve Krueger - 1979, 1980
Career: 28, Scott Tabor - 1979-82

INDIVIDUAL RECORDS

INDIVIDUAL FIELDING

Putouts

Game: 20, Andy Wilkins vs. Washington St. - 5/29/09
Season: 627, Dominic Ficociello - 2012
Career: 1,301, Danny Hamblin - 2004-07

Assists

Game: 10, 2x, last - Bo Bigham vs. Vanderbilt - 3/26/11
Season, infielder: 197, Tim Carver - 2012
Season, outfielder: 11, Jay Carpenter - 1988
11, Tyler Spoon - 2014
Career: 539, Tim Thomas - 1989-92

Errors

Game: 4, Chris Shaddy vs. TCU - 4/27/80
Season: 28, Jason McConnell - 1996
Career: 57, Allen Williams - 1991-94

INDIVIDUAL MISCELLANEOUS

Longest Hit Streak

30 games, Randy Bobb - 1987

Consecutive Hits

10, Craig Gentry - 2005

Consecutive Steals

37, Chris Clark - 1994-97

Fewest Strikeouts (min. 200 AB)

6, Keith Longoria (202 AB) - 1982

Consecutive Strikeouts (start game)

9, Jess Todd - vs. South Carolina - 5/24/07

Consecutive Batters Retired

20, Richie Nye vs. Iowa State - 1996
Tim Deitz vs. Texas A&M - 1983

Consecutive Scoreless Innings Pitched

29.0, David Walling - 1998

Fewest Walks (season, min. 30 IP)

5, Jarrett Gardner (93.1 IP) - 2003

Fewest Hits (season, min. 30 IP)

12, Bill Bakewell (31 IP), 1977

Fewest Runs (season, min. 30 IP)

4, Michael Gunn (36.2 IP) - 2014

Fewest Earned Runs (season, min. 30 IP)

3, Michael Gunn (36.2 IP) - 2014

Most Defeats (season)

10, Charley Boyce - 2005

Longest Relief Appearance

9.0 IP, Les Lancaster vs. Oral Roberts - 5/9/82

Best Win Pct. by Pitcher (min. 10 decisions)

1.000, Steve Krueger (13-0) - 1980



Craig Gentry patrolled the Razorbacks' outfield in 2005 and 2006. He set the Arkansas record for most consecutive hits with 10 in 2005.



DJ Baxendale set the Arkansas single-season record with 20 starts in the 2012 season.

CAREER BATTING RECORDS

| GAMES PLAYED | | | |
|--------------|------------------|---------|--|
| Gms | Player | Years | |
| 1. 246 | Danny Hamblin | 2004-07 | |
| 2. 242 | Kenderick Moore | 1992-96 | |
| 3. 239 | Jake Dugger | 2004-07 | |
| 4. 236 | Jeff Houck | 1990-93 | |
| 5. 234 | Don Thomas | 1986-89 | |
| 6. 232 | Ryan Lundquist | 1996-99 | |
| 7. 228 | Brian Kirby | 1998-01 | |
| 8. 226 | Ralph Kraus | 1983-86 | |
| 9. 223 | Greg D'Alexander | 1987-90 | |
| 223 | Troy Eklund | 1986-89 | |

| BATTING AVG (MIN. 300 AB) | | | |
|---------------------------|----------------|---------|--|
| AVG | Player | Years | |
| 1. .377 | Matt Erickson | 1995-97 | |
| 2. .373 | Dave Patterson | 1985-86 | |
| 3. .372 | Jeff King | 1984-86 | |
| 4. .358 | Andy Skeels | 1986-87 | |
| 5. .356 | Randy Bobb | 1987-88 | |
| 6. .355 | Zack Cox | 2009-10 | |
| 7. .350 | Jeff Hoefler | 2000-01 | |
| 8. .349 | Mark Johnson | 1990-91 | |
| 9. .348 | Ryan Hinske | 1996-98 | |
| 10. .343 | Scott Loseke | 1982-83 | |

| AT BATS | | | |
|---------|-----------------|---------|--|
| AB | Player | Years | |
| 1. 940 | Danny Hamblin | 2004-07 | |
| 2. 880 | Kenderick Moore | 1992-96 | |
| 3. 874 | Ryan Lundquist | 1996-99 | |
| 4. 863 | Jake Dugger | 2004-07 | |
| 5. 776 | Scott Hode | 2002-05 | |
| 6. 770 | Jeff Houck | 1990-93 | |
| 7. 769 | Allen Williams | 1991-94 | |
| 8. 766 | Brian Kirby | 1998-01 | |
| 9. 759 | Jack Welsh | 1997-00 | |
| 10. 756 | Bo Bigham | 2009-12 | |
| 756 | Tim Carver | 2009-12 | |

| HITS | | | |
|---------|------------------|---------|--|
| Hits | Player | Years | |
| 1. 288 | Ryan Lundquist | 1996-99 | |
| 2. 284 | Danny Hamblin | 2004-07 | |
| 3. 282 | Kenderick Moore | 1992-96 | |
| 4. 260 | Matt Erickson | 1995-97 | |
| 5. 247 | Allen Williams | 1991-94 | |
| 6. 245 | Ralph Kraus | 1983-86 | |
| 7. 243 | Greg D'Alexander | 1987-90 | |
| 8. 242 | Jake Dugger | 2004-07 | |
| 9. 237 | Jeff King | 1984-86 | |
| 10. 229 | Jack Welsh | 1997-00 | |

| SINGLES | | | |
|---------|-----------------|---------|--|
| 1B | Player | Years | |
| 1. 209 | Kenderick Moore | 1992-96 | |
| 2. 183 | Matt Erickson | 1995-97 | |
| 3. 176 | Jeff Houck | 1990-93 | |
| 4. 174 | Bo Bigham | 2009-12 | |
| 5. 165 | Joe Serrano | 2012-15 | |
| 165 | Jack Welsh | 1997-00 | |
| 7. 163 | Danny Hamblin | 2004-07 | |
| 8. 162 | Jake Dugger | 2004-07 | |
| 9. 161 | Tim Carver | 2009-12 | |
| 10. 157 | Ben Tschepikow | 2005-09 | |
| 157 | Clay Goodwin | 2002-05 | |
| 157 | Ryan Lundquist | 1996-99 | |

| DOUBLES | | | |
|---------|------------------|---------|--|
| 2B | Player | Years | |
| 1. 68 | Ryan Lundquist | 1996-99 | |
| 2. 62 | Matt Erickson | 1995-97 | |
| 3. 61 | Danny Hamblin | 2004-07 | |
| 4. 60 | Allen Williams | 1991-94 | |
| 5. 58 | Brian Kirby | 1998-01 | |
| 58 | Jim Kremers | 1985-88 | |
| 58 | Ralph Kraus | 1983-86 | |
| 8. 56 | Greg D'Alexander | 1987-90 | |
| 56 | Jeff King | 1984-86 | |
| 10. 55 | Eric Hinske | 1996-98 | |
| 55 | John Hennell | 1978-81 | |

| TRIPLES | | | |
|---------|------------------|---------|--|
| 3B | Player | Years | |
| 1. 20 | Ty Bilderback | 1992-95 | |
| 2. 19 | Allen Williams | 1991-94 | |
| 3. 18 | Norm Roberts | 1982-85 | |
| 4. 17 | Troy Eklund | 1986-89 | |
| 17 | Ralph Kraus | 1983-86 | |
| 6. 15 | Jason McConnell | 1995-97 | |
| 7. 14 | Scott Epps | 1989-92 | |
| 14 | Kevin McReynolds | 1979-81 | |
| 14 | Johnny Ray | 1978-79 | |
| 10. 13 | Kenderick Moore | 1992-96 | |
| 13 | Bubba Carpenter | 1988-91 | |
| 13 | John Hennell | 1978-81 | |

| HOME RUNS | | | |
|-----------|------------------|---------|--|
| HR | Player | Years | |
| 1. 57 | Danny Hamblin | 2004-07 | |
| 2. 56 | Ryan Lundquist | 1996-99 | |
| 3. 42 | Brett Eibner | 2008-10 | |
| 42 | Andy Wilkins | 2008-10 | |
| 42 | Jeff King | 1984-86 | |
| 6. 39 | Brian Kirby | 1998-01 | |
| 7. 35 | Rodney Nye | 1998-99 | |
| 35 | Greg D'Alexander | 1987-90 | |
| 9. 34 | Jake Dugger | 2004-07 | |
| 10. 33 | Ryan Fox | 2001-03 | |
| 33 | Kevin McReynolds | 1979-81 | |

| SLUGGING PCT. (MIN. 300 AB) | | | |
|-----------------------------|------------------|---------|--|
| SLG | Player | Years | |
| 1. .695 | Jeff King | 1984-86 | |
| 2. .681 | Andy Skeels | 1986-87 | |
| 3. .642 | Kevin McReynolds | 1979-81 | |
| 4. .632 | Rodney Nye | 1998-99 | |
| 5. .616 | Ryan Lundquist | 1996-99 | |
| 6. .608 | Eric Hinske | 1996-98 | |
| 7. .589 | Andy Wilkins | 2008-10 | |
| 8. .587 | Brett Eibner | 2008-10 | |
| .587 | Norm Roberts | 1982-85 | |
| 10. .586 | Zack Cox | 2009-10 | |

| RUNS | | | |
|--------|-----------------|---------|--|
| Runs | Player | Years | |
| 1. 241 | Ryan Lundquist | 1996-99 | |
| 2. 212 | Jack Welsh | 1997-00 | |
| 3. 204 | Kenderick Moore | 1992-96 | |
| 4. 202 | Danny Hamblin | 2004-07 | |
| 5. 193 | Allen Williams | 1991-94 | |
| 6. 188 | Matt Erickson | 1995-97 | |
| 7. 182 | Jake Dugger | 2004-07 | |
| 182 | Troy Eklund | 1986-89 | |
| 9. 178 | Eric Hinske | 1996-98 | |
| 178 | Jeff King | 1984-86 | |

| RBI | | | |
|---------|------------------|---------|--|
| RBI | Player | Years | |
| 1. 233 | Ryan Lundquist | 1996-99 | |
| 2. 219 | Danny Hamblin | 2004-07 | |
| 3. 204 | Jeff King | 1984-86 | |
| 4. 184 | Greg D'Alexander | 1987-90 | |
| 5. 180 | Troy Eklund | 1986-89 | |
| 6. 173 | Eric Hinske | 1996-98 | |
| 173 | Jim Kremers | 1985-88 | |
| 8. 165 | Andy Wilkins | 2008-10 | |
| 165 | Brian Kirby | 1998-01 | |
| 10. 159 | Jake Dugger | 2004-07 | |

| TOTAL BASES | | | |
|-------------|------------------|---------|--|
| TB | Player | Years | |
| 1. 538 | Ryan Lundquist | 1996-99 | |
| 2. 522 | Danny Hamblin | 2004-07 | |
| 3. 443 | Jeff King | 1984-86 | |
| 4. 416 | Greg D'Alexander | 1987-90 | |
| 5. 400 | Kenderick Moore | 1992-96 | |
| 400 | Ralph Kraus | 1983-86 | |
| 7. 399 | Allen Williams | 1991-94 | |
| 8. 394 | Jake Dugger | 2004-07 | |
| 9. 388 | Brian Kirby | 1998-01 | |
| 10. 386 | Troy Eklund | 1986-89 | |

| EXTRA-BASE HITS | | | |
|-----------------|------------------|---------|--|
| EBH | Player | Years | |
| 1. 131 | Ryan Lundquist | 1996-99 | |
| 2. 121 | Danny Hamblin | 2004-07 | |
| 3. 110 | Jeff King | 1984-86 | |
| 4. 98 | Brian Kirby | 1998-01 | |
| 5. 97 | Allen Williams | 1991-94 | |
| 97 | Greg D'Alexander | 1987-90 | |
| 7. 96 | Ralph Kraus | 1983-86 | |
| 8. 93 | Troy Eklund | 1986-89 | |
| 9. 91 | Eric Hinske | 1996-98 | |
| 10. 88 | Jim Kremers | 1985-88 | |

| STOLEN BASES | | | |
|--------------|-----------------|---------|--|
| SB | Player | Years | |
| 1. 95 | Kenderick Moore | 1992-96 | |
| 2. 72 | Scott Bridges | 2002-05 | |
| 3. 71 | Allen Williams | 1991-94 | |
| 4. 68 | Scott Pose | 1987-89 | |
| 5. 65 | Jeff Houck | 1990-93 | |
| 6. 63 | Jeff Parsons | 1993-95 | |
| 7. 57 | Scott Loseke | 1982-83 | |
| 8. 50 | Collin Kuhn | 2009-11 | |
| 50 | Scott Bridges | 2002-05 | |
| 50 | Jack Welsh | 1997-00 | |

| WALKS | | | |
|---------|-----------------|---------|--|
| BB | Player | Years | |
| 1. 163 | Jake Dugger | 2004-07 | |
| 2. 156 | Tim Thomas | 1989-92 | |
| 3. 129 | Allen Williams | 1991-94 | |
| 4. 121 | Danny Hamblin | 2004-07 | |
| 121 | Bubba Carpenter | 1988-91 | |
| 6. 120 | Jeff Houck | 1990-93 | |
| 7. 112 | Andy Wilkins | 2008-10 | |
| 8. 110 | Scott Pose | 1987-89 | |
| 9. 106 | Jeff Parsons | 1993-95 | |
| 10. 104 | Jim Kremers | 1985-88 | |
| 104 | Jeff King | 1984-86 | |
| 104 | Ralph Kraus | 1983-86 | |

| STRIKEOUTS | | | |
|------------|----------------|---------|--|
| K | Player | Years | |
| 1. 235 | Danny Hamblin | 2004-07 | |
| 2. 224 | Brian Kirby | 1998-01 | |
| 3. 211 | Jake Dugger | 2004-07 | |
| 4. 168 | Ryan Lundquist | 1996-99 | |
| 5. 161 | Brett Eibner | 2008-10 | |
| 6. 151 | Matt Vinson | 2010-13 | |
| 151 | Ryan Fox | 2001-03 | |
| 8. 146 | Collin Kuhn | 2009-11 | |
| 9. 138 | Jack Welsh | 1997-00 | |
| 10. 137 | Tim Thomas | 1989-92 | |

| SACRIFICE HITS | | | |
|----------------|----------------|---------|--|
| SH | Player | Years | |
| 1. 36 | Jeff Houck | 1990-93 | |
| 2. 32 | Joe Serrano | 2012-15 | |
| 3. 24 | Tim Carver | 2009-12 | |
| 4. 22 | Scott Hode | 2002-05 | |
| 5. 18 | Jacob Morris | 2011-13 | |
| 18 | Scott Bridges | 2002-05 | |
| 18 | Tim Thomas | 1989-92 | |
| 18 | Don Thomas | 1986-89 | |
| 9. 17 | James McCann | 2009-11 | |
| 17 | Allen Williams | 1991-94 | |

| SACRIFICE FLIES | | | |
|-----------------|--------------------|---------|--|
| SF | Player | Years | |
| 1. 20 | Greg D'Alexander | 1987-90 | |
| 2. 18 | Jeff King | 1984-86 | |
| 3. 16 | Danny Hamblin | 2004-07 | |
| 4. 15 | Kenderick Moore | 1992-96 | |
| 15 | Allen Williams | 1991-94 | |
| 6. 13 | Jack Welsh | 1997-00 | |
| 13 | Troy Eklund | 1986-89 | |
| 8. 12 | Dominic Ficociello | 2011-13 | |
| 12 | Scott Hode | 2002-05 | |
| 12 | Eric Hinske | 1996-98 | |
| 12 | Kyle Harris | 1992-94 | |

| HIT BY PITCH | | | |
|--------------|-----------------|---------|--|
| HBP | Player | Years | |
| 1. 53 | Collin Kuhn | 2009-11 | |
| 2. 52 | Jack Welsh | 1997-00 | |
| 3. 48 | Ryan Lundquist | 1996-99 | |
| 4. 34 | Kenderick Moore | 1992-96 | |
| 34 | Michael Bernal | 2014-16 | |
| 6. 33 | Joe Jester | 1997-99 | |
| 7. 32 | Brady Toops | 2002-04 | |
| 8. 30 | Brian Anderson | 2012-14 | |
| 9. 29 | Casey Coon | 2007-08 | |
| 29 | Scott Bridges | 2002-05 | |

* Current players in bold

SEASON BATTING RECORDS

GAMES PLAYED

| Gms | Player | Year |
|--------|--------------------|------|
| 1. 68 | Haas Pratt | 2004 |
| 68 | Casey Rowlett | 2004 |
| 3. 67 | Tim Carver | 2012 |
| 67 | Dominic Ficociello | 2012 |
| 67 | Matt Reynolds | 2012 |
| 67 | Jake Dugger | 2004 |
| 67 | Jim Kremers | 1987 |
| 67 | Andy Skeels | 1987 |
| 67 | Kelly Zane | 1987 |
| 10. 66 | Greg D'Alexander | 1989 |
| 66 | Troy Eklund | 1989 |
| 66 | Scott Pose | 1989 |

BATTING AVG (MIN. 95 AB)

| AVG | Player | Year |
|---------|------------------|------|
| 1. .429 | Zack Cox | 2010 |
| 2. .425 | Jeremy Jackson | 1997 |
| 3. .417 | Bill Dorothy | 1969 |
| 4. .398 | Matt Erickson | 1997 |
| 5. .397 | Ryan Lundquist | 1997 |
| .397 | Ralph Kraus | 1986 |
| 7. .393 | Jim Kremers | 1987 |
| 8. .391 | Matt Erickson | 1996 |
| 9. .387 | Greg D'Alexander | 1990 |
| .387 | Dave Patterson | 1986 |

AT BATS

| AB | Player | Year |
|---------|--------------------|------|
| 1. 269 | Rodney Nye | 1999 |
| 2. 264 | Tim Carver | 2012 |
| 3. 263 | Joe Jester | 1999 |
| 4. 262 | Ryan Lundquist | 1999 |
| 5. 259 | Collin Kuhn | 2010 |
| 6. 258 | Haas Pratt | 2004 |
| 7. 255 | Jason McConnell | 1996 |
| 8. 254 | Jeff King | 1985 |
| 9. 253 | Danny Hamblin | 2004 |
| 10. 252 | Dominic Ficociello | 2012 |
| 252 | Kenderick Moore | 1995 |

HITS

| Hits | Player | Year |
|--------|----------------|------|
| 1. 102 | Zack Cox | 2010 |
| 2. 97 | Matt Erickson | 1996 |
| 3. 94 | Matt Erickson | 1997 |
| 94 | Jeremy Jackson | 1997 |
| 94 | Jim Kremers | 1987 |
| 6. 93 | Jeff King | 1985 |
| 7. 92 | Ryan Lundquist | 1997 |
| 8. 91 | Andy Skeels | 1987 |
| 91 | Ralph Kraus | 1986 |
| 91 | Dave Patterson | 1986 |

SINGLES

| 1B | Player | Year |
|-------|------------------|------|
| 1. 78 | Zack Cox | 2010 |
| 2. 68 | Matt Erickson | 1996 |
| 3. 67 | Tom Pagnozzi | 1983 |
| 4. 66 | Scott Pose | 1989 |
| 66 | Dave Patterson | 1986 |
| 66 | Dave Patterson | 1985 |
| 7. 64 | Jason McConnell | 1996 |
| 8. 62 | Tim Carver | 2012 |
| 9. 60 | Casey Rowlett | 2004 |
| 60 | Matt Erickson | 1997 |
| 60 | Kenderick Moore | 1995 |
| 60 | Kirk Piskor | 1990 |
| 60 | Greg D'Alexander | 1989 |

DOUBLES

| 2B | Player | Year |
|-------|---------------|------|
| 1. 28 | Jim Kremers | 1987 |
| 2. 27 | Eric Hinske | 1998 |
| 27 | Matt Erickson | 1997 |
| 27 | Ralph Kraus | 1986 |
| 5. 26 | Jeff King | 1985 |
| 6. 25 | Andrew Wishy | 2003 |
| 25 | Andy Skeels | 1987 |
| 8. 24 | Rodney Nye | 1998 |
| 24 | Matt Erickson | 1996 |
| 24 | Kelly Zane | 1987 |

TRIPLES

| 3B | Player | Year |
|-------|------------------|------|
| 1. 12 | Troy Eklund | 1989 |
| 12 | Johnny Ray | 1979 |
| 3. 9 | Bob Hughes | 1994 |
| 4. 8 | Kirk McConnell | 2002 |
| 8 | Jeremy Jackson | 1997 |
| 8 | Scott Loseke | 1983 |
| 8 | Kevin McReynolds | 1979 |
| 8 | Stan Ley | 1971 |
| 8 | David Marshall | 1971 |
| 10. 7 | Jason McConnell | 1996 |
| 7 | Ty Bilderback | 1994 |
| 7 | Andy Skeels | 1987 |
| 7 | Ralph Kraus | 1986 |
| 7 | Norm Roberts | 1985 |
| 7 | Chris Shaddy | 1981 |

HOME RUNS

| HR | Player | Year |
|--------|-------------------|------|
| 1. 24 | Ryan Lundquist | 1997 |
| 2. 22 | Brett Eibner | 2010 |
| 22 | Danny Hamblin | 2007 |
| 4. 20 | Andrew Benintendi | 2015 |
| 20 | Chad Spanberger | 2017 |
| 20 | Rodney Nye | 1999 |
| 7. 19 | Andy Wilkins | 2009 |
| 19 | Ryan Fox | 2003 |
| 9. 18 | Andy Skeels | 1987 |
| 10. 17 | Danny Hamblin | 2006 |
| 17 | Michael Conner | 2002 |
| 17 | Eric Hinske | 1997 |
| 17 | Jeff King | 1986 |
| 17 | Jeff King | 1985 |
| 17 | Kevin McReynolds | 1980 |

SLUGGING PCT (MIN. 150 AB)

| SLG | Player | Year |
|----------|-------------------|------|
| 1. .819 | Ryan Lundquist | 1997 |
| 2. .802 | Jeff King | 1986 |
| 3. .763 | Andy Skeels | 1987 |
| 4. .734 | Ralph Kraus | 1986 |
| 5. .723 | Kevin McReynolds | 1980 |
| 6. .718 | Brett Eibner | 2010 |
| 7. .717 | Andrew Benintendi | 2015 |
| 8. .701 | Jeremy Jackson | 1997 |
| .701 | Jeff King | 1985 |
| 10. .689 | Greg D'Alexander | 1990 |

RUNS

| Runs | Player | Year |
|--------|-----------------|------|
| 1. 87 | Eric Hinske | 1997 |
| 2. 86 | Matt Erickson | 1997 |
| 3. 83 | Ryan Lundquist | 1997 |
| 4. 78 | Jason McConnell | 1996 |
| 5. 76 | Joe Jester | 1999 |
| 6. 72 | Dave Patterson | 1986 |
| 7. 71 | Jason McConnell | 1997 |
| 71 | Scott Loseke | 1983 |
| 9. 70 | Andy Skeels | 1987 |
| 10. 69 | Matt Erickson | 1996 |
| 69 | Mark Johnson | 1991 |
| 69 | Kelly Zane | 1987 |

RBI

| RBI | Player | Year |
|-------|----------------|------|
| 1. 82 | Jeff King | 1985 |
| 2. 78 | Rodney Nye | 1999 |
| 78 | Ryan Lundquist | 1997 |
| 4. 76 | Eric Hinske | 1997 |
| 76 | Jim Kremers | 1987 |
| 76 | Andy Skeels | 1987 |
| 7. 72 | Jeremy Jackson | 1997 |
| 8. 71 | Brett Eibner | 2010 |
| 71 | Casey Coon | 2007 |
| 71 | Eric Hinske | 1998 |

TOTAL BASES

| TB | Player | Year |
|---------|-------------------|------|
| 1. 190 | Ryan Lundquist | 1997 |
| 2. 184 | Andy Skeels | 1987 |
| 3. 178 | Jeff King | 1985 |
| 4. 168 | Ralph Kraus | 1986 |
| 5. 167 | Rodney Nye | 1999 |
| 6. 162 | Andrew Benintendi | 2015 |
| 7. 161 | Collin Kuhn | 2010 |
| 8. 159 | Kevin McReynolds | 1980 |
| 9. 158 | Jim Kremers | 1987 |
| 10. 155 | Brett Eibner | 2010 |
| 155 | Eric Hinske | 1997 |
| 155 | Jeremy Jackson | 1997 |

EXTRA-BASE HITS

| EBH | Player | Year |
|--------|----------------|------|
| 1. 50 | Andy Skeels | 1987 |
| 2. 48 | Ryan Lundquist | 1997 |
| 3. 47 | Jeff King | 1985 |
| 4. 46 | Ralph Kraus | 1986 |
| 5. 42 | Jim Kremers | 1987 |
| 42 | Jeff King | 1986 |
| 7. 39 | Brett Eibner | 2010 |
| 39 | Rodney Nye | 1999 |
| 39 | Rodney Nye | 1998 |
| 10. 38 | Collin Kuhn | 2010 |
| 38 | Eric Hinske | 1998 |

STOLEN BASES

| SB | Player | Year |
|--------|-----------------|------|
| 1. 42 | Scott Loseke | 1983 |
| 2. 35 | Joe Jester | 1999 |
| 35 | Gary Jones | 1982 |
| 4. 32 | Jeff Parsons | 1995 |
| 5. 29 | Kenderick Moore | 1996 |
| 29 | Allen Williams | 1992 |
| 7. 28 | Ty Bilderback | 1995 |
| 28 | Scott Pose | 1989 |
| 9. 27 | Jim Ward | 1984 |
| 10. 26 | Kenderick Moore | 1995 |
| 26 | Mark Johnson | 1990 |
| 26 | Dan Campbell | 1987 |

WALKS

| BB | Player | Year |
|-------|-------------------|------|
| 1. 68 | Scott Loseke | 1983 |
| 2. 58 | Gary Jones | 1982 |
| 3. 57 | Jeff King | 1986 |
| 4. 54 | Tim Thomas | 1990 |
| 5. 53 | Mark Burnett | 1999 |
| 6. 50 | Andrew Benintendi | 2015 |
| 50 | Jake Dugger | 2004 |
| 8. 49 | Chase Leavitt | 2009 |
| 9. 48 | Andy Wilkins | 2009 |
| 48 | Tim Thomas | 1992 |

STRIKEOUTS

| K | Player | Year |
|-------|----------------|------|
| 1. 73 | Brian Kirby | 1999 |
| 2. 69 | Danny Hamblin | 2007 |
| 3. 65 | Zack Cox | 2009 |
| 4. 62 | Danny Hamblin | 2006 |
| 5. 61 | Tim Smalling | 2008 |
| 61 | Brian Kirby | 2000 |
| 7. 60 | Brett Eibner | 2009 |
| 60 | Danny Hamblin | 2004 |
| 9. 56 | Jake Dugger | 2007 |
| 56 | Michael Conner | 2002 |

SACRIFICE HITS

| SH | Player | Year |
|-------|-----------------|------|
| 1. 15 | Joe Serrano | 2013 |
| 2. 11 | Jeff Houck | 1992 |
| 3. 10 | Tim Carver | 2012 |
| 10 | Jacob Morris | 2012 |
| 10 | Jeff Houck | 1993 |
| 10 | Ron Moore | 1987 |
| 7. 9 | Brady Toops | 2004 |
| 9 | Matt Erickson | 1995 |
| 9 | David Williams | 1971 |
| 10. 8 | Matt Reynolds | 2011 |
| 8 | Jake Arledge | 2017 |
| 8 | Collin Kuhn | 2009 |
| 8 | Kenderick Moore | 1995 |
| 8 | Jeff Parsons | 1994 |
| 8 | Jeff Houck | 1991 |
| 8 | Tim Thomas | 1990 |
| 8 | Don Thomas | 1988 |
| 8 | Dan Lambeth | 1982 |

SACRIFICE FLIES

| SF | Player | Year |
|-------|----------------------|-------------|
| 1. 12 | Greg D'Alexander | 1989 |
| 2. 9 | Eric Hinske | 1997 |
| 3. 8 | Brian Anderson | 2014 |
| 8 | Jack Welsh | 1999 |
| 5. 7 | Luke Bonfield | 2017 |
| 7 | Tyler Spoon | 2015 |
| 7 | Scott Hode | 2004 |
| 7 | Allen Williams | 1994 |
| 7 | Kyle Harris | 1992 |
| 7 | Jeff King | 1986 |
| 7 | Doyle Wilson | 1985 |
| 7 | Kevin McReynolds | 1979 |

HIT BY PITCH

| HBP | Player | Year |
|--------|----------------|------|
| 1. 25 | Collin Kuhn | 2010 |
| 2. 22 | Joe Jester | 1999 |
| 3. 21 | Casey Coon | 2007 |
| 4. 18 | Michael Bernal | 2014 |
| 18 | Michael Conner | 2002 |
| 18 | Jack Welsh | 2000 |
| 7. 17 | Brady Toops | 2004 |
| 8. 16 | Collin Kuhn | 2011 |
| 16 | Jack Welsh | 1998 |
| 10. 15 | Brian Anderson | 2014 |
| 15 | Ryan Fox | 2003 |
| 15 | Jack Welsh | 1999 |

* Current players in bold

CAREER PITCHING RECORDS

APPEARANCES

| APP | Player | Years |
|--------|-------------------|---------|
| 1. 105 | Phillip Stidham | 1989-91 |
| 2. 87 | Charley Boyce | 2003-06 |
| 3. 82 | Rob Quarnstrom | 1995-98 |
| 4. 78 | Josh Merryman | 2000-03 |
| 5. 77 | Barrett Astin | 2011-13 |
| 6. 71 | Josh Alberius | 2014-17 |
| 71 | Brandon Moore | 2011-13 |
| 71 | Wes McCrotty | 1998-01 |
| 9. 69 | Dominic Taccolini | 2014-17 |
| 69 | Trent Daniel | 2011-13 |
| 69 | Zach Jackson | 2014-16 |

VICTORIES

| Wins | Player | Years |
|-------|-----------------|---------|
| 1. 34 | Scott Tabor | 1979-82 |
| 2. 30 | Charley Boyce | 2003-06 |
| 3. 28 | Nick Schmidt | 2005-07 |
| 4. 26 | Dennis Fletcher | 1986-89 |
| 5. 25 | Brian Cook | 1990-93 |
| 6. 24 | Matt Carnes | 1995-97 |
| 7. 23 | Doug Bennett | 1989-91 |
| 23 | Kevin Campbell | 1984-86 |
| 23 | Steve Krueger | 1979-80 |
| 23 | Rich Erwin | 1976-79 |

SAVES

| Saves | Player | Years |
|--------|------------------|---------|
| 1. 33 | Phillip Stidham | 1989-91 |
| 2. 15 | Barrett Astin | 2011-13 |
| 15 | Bill Bakewell | 1977-79 |
| 4. 14 | Tim Deitz | 1983-85 |
| 5. 13 | Colby Suggs | 2011-13 |
| 13 | Stephen Richards | 2007-09 |
| 13 | Les Lancaster | 1982-84 |
| 8. 12 | Tim Peters | 1986-87 |
| 9. 11 | Zach Jackson | 2014-16 |
| 10. 10 | DJ Baxendale | 2010-12 |
| 10 | Jay Sawatski | 2003-04 |

COMPLETE GAMES

| CG | Player | Years |
|--------|-----------------|---------|
| 1. 28 | Scott Tabor | 1979-82 |
| 2. 22 | Steve Krueger | 1979-80 |
| 3. 18 | Terry Verhage | 1968-71 |
| 4. 16 | Kevin Campbell | 1984-86 |
| 5. 15 | Matt Carnes | 1995-97 |
| 6. 14 | Rich Erwin | 1976-79 |
| 14 | Mark McClain | 1976-77 |
| 14 | Larry Paulsen | 1970-73 |
| 9. 13 | Charlie Corbell | 1982-83 |
| 10. 10 | Brian Cook | 1990-93 |
| 10 | Warren Hemm | 1975-76 |

GAMES STARTED

| GS | Player | Years |
|-------|------------------|---------|
| 1. 55 | Charley Boyce | 2003-06 |
| 2. 52 | Nick Schmidt | 2005-07 |
| 3. 49 | Randall Fant | 2010-13 |
| 4. 46 | Kevin Campbell | 1984-86 |
| 46 | Scott Tabor | 1979-82 |
| 6. 45 | Ryne Stanek | 2011-13 |
| 7. 44 | Dennis Fletcher | 1986-89 |
| 8. 43 | Charlie Isaacson | 1999-02 |
| 9. 42 | Barry Lunney Jr. | 1993-97 |
| 42 | Brent Birch | 1990-93 |
| 42 | Brian Cook | 1990-93 |

INNINGS PITCHED

| IP | Player | Years |
|-----------|------------------|---------|
| 1. 383.1 | Charley Boyce | 2003-06 |
| 2. 368.0 | Scott Tabor | 1979-82 |
| 3. 340.1 | Nick Schmidt | 2005-07 |
| 4. 306.0 | Matt Carnes | 1995-97 |
| 5. 301.2 | Kevin Campbell | 1984-86 |
| 6. 278.0 | Charlie Isaacson | 1999-02 |
| 7. 272.2 | Brent Birch | 1990-93 |
| 8. 265.0 | Rich Erwin | 1976-79 |
| 9. 261.2 | Ray Harris | 1985-88 |
| 10. 260.0 | Brian Cook | 1990-93 |

STRIKEOUTS

| K | Player | Years |
|---------|------------------|---------|
| 1. 345 | Nick Schmidt | 2005-07 |
| 2. 301 | Matt Carnes | 1995-97 |
| 3. 283 | David Walling | 1998-99 |
| 4. 261 | Scott Tabor | 1979-82 |
| 5. 229 | Charley Boyce | 2003-06 |
| 6. 225 | Gerald Hannahs | 1971-74 |
| 7. 223 | Mike Oquist | 1987-89 |
| 8. 219 | Charlie Isaacson | 1999-02 |
| 9. 217 | DJ Baxendale | 2010-12 |
| 10. 216 | Rob Quarnstrom | 1995-98 |

WALKS

| BB | Player | Years |
|---------|------------------|---------|
| 1. 165 | Barry Lunney Jr. | 1993-97 |
| 2. 164 | Kevin Campbell | 1984-86 |
| 3. 161 | Dennis Fletcher | 1986-89 |
| 4. 158 | Scott Tabor | 1979-82 |
| 5. 141 | John Cebuhar | 1987-88 |
| 6. 140 | Nick Schmidt | 2005-07 |
| 7. 129 | Matt Carnes | 1995-97 |
| 8. 122 | Charlie Isaacson | 1999-02 |
| 9. 119 | Butch Hopkins | 1967-69 |
| 10. 118 | Scott Brocail | 1991-94 |

ERA (MIN. 100 IP)

| ERA | Player | Years |
|----------|-----------------|---------|
| 1. 1.62 | Phillip Stidham | 1989-91 |
| 2. 1.66 | Steve Krueger | 1979-80 |
| 3. 2.05 | Jalen Beeks | 2013-14 |
| 4. 2.11 | Barrett Astin | 2011-13 |
| 5. 2.17 | Tim Lollar | 1977-78 |
| 6. 2.28 | Zach Jackson | 2014-15 |
| 7. 2.35 | David Rhodes | 1977-78 |
| 8. 2.55 | Ryne Stanek | 2011-13 |
| 9. 2.64 | Chris Oliver | 2012-14 |
| 10. 2.67 | Scott Tabor | 1979-82 |

* Current players in bold



Charley Boyce is the Razorbacks' all-time leader in innings pitched and starts.



Dominic Taccolini, Matt Cronin, and Josh Alberius combined for the 13th no-hitter in school history on May 25, 2017 vs. Auburn in the quarterfinals of the SEC Tournament. Alberius (pictured above) closed the game out over the final two innings after Taccolini started the game (2.0) and Cronin threw the middle innings (3.0).

ARKANSAS NO-HITTERS

| Player | Opponent | Score | Date |
|--|----------------------------|-------|---------|
| *Rich Erwin | Missouri Southern | 0-0 | 3/12/76 |
| David Rhodes | Northeastern (Okla.) State | 2-0 | 3/1/77 |
| Scott Glanz | North Dakota State | 10-1 | 3/17/82 |
| Tim Deitz | Texas A&M | 3-0 | 4/2/83 |
| #Fred Faust | Southwest Baptist | 21-0 | 3/21/84 |
| +Steve Parker | Texas A&M | 10-0 | 3/29/86 |
| Dennis Fletcher, Tim Sherrill, Tim Peters | St. Louis | 9-0 | 3/11/87 |
| Brian Cook, Brian Dennison | Evangel | 10-0 | 4/2/91 |
| Todd Abbott | Vanderbilt | 6-0 | 4/1/94 |
| Richie Nye | Iowa State | 14-0 | 3/1/96 |
| Scott Roehl | Kansas State | 2-0 | 3/20/01 |
| Nick Schmidt, Brian McLelland, Devin Collis | Oklahoma State | 3-0 | 2/11/06 |
| +Dominic Taccolini, Matt Cronin, Josh Alberius | Auburn (SEC Tournament) | 12-0 | 5/25/17 |

* - 10.2 IP; # - 5.0 IP; + - 7.0 IP

SEASON PITCHING RECORDS

| APPEARANCES | | | |
|-------------|------------------|------|--|
| APP | Player | Year | |
| 1. 36 | Phillip Stidham | 1991 | |
| 36 | Phillip Stidham | 1989 | |
| 3. 34 | Tim Deitz | 1985 | |
| 4. 33 | Devin Collis | 2006 | |
| 33 | Phillip Stidham | 1990 | |
| 33 | Bobby Edwards | 1987 | |
| 7. 32 | Barrett Astin | 2012 | |
| 32 | Boyd Goodner | 2004 | |
| 32 | Les Lancaster | 1983 | |
| 10. 31 | Stephen Richards | 2009 | |
| 31 | Kevin Vent | 1999 | |

| VICTORIES | | |
|-----------|-----------------|------|
| Wins | Player | Year |
| 1. 13 | Steve Krueger | 1980 |
| 13 | Rich Erwin | 1979 |
| 3. 11 | Nick Schmidt | 2007 |
| 11 | Charley Boyce | 2005 |
| 11 | Bobby Edwards | 1988 |
| 11 | John Cebuhar | 1987 |
| 11 | Fred Farwell | 1985 |
| 11 | Scott Tabor | 1981 |
| 9. 10 | Ryne Stanek | 2013 |
| 10 | DJ Baxendale | 2011 |
| 10 | Nick Schmidt | 2007 |
| 10 | Charley Boyce | 2004 |
| 10 | Jay Sawatski | 2004 |
| 10 | David Walling | 1999 |
| 10 | David Walling | 1998 |
| 10 | Matt Carnes | 1996 |
| 10 | Doug Bennett | 1990 |
| 10 | Dennis Fletcher | 1989 |
| 10 | Mike Oquist | 1989 |
| 10 | Kevin Campbell | 1985 |
| 10 | Charlie Corbell | 1983 |
| 10 | Steve Krueger | 1979 |
| 10 | Scott Tabor | 1979 |

| SAVES | | |
|-------|------------------|------|
| Sv | Player | Year |
| 1. 13 | Colby Suggs | 2013 |
| 2. 12 | Phillip Stidham | 1989 |
| 12 | Tim Deitz | 1985 |
| 4. 11 | Barrett Astin | 2012 |
| 11 | Phillip Stidham | 1990 |
| 6. 10 | Phillip Stidham | 1991 |
| 7. 9 | Zach Jackson | 2015 |
| 9 | Stephen Richards | 2009 |
| 9 | Devin Collis | 2006 |
| 9 | Jason Stephens | 1996 |

| COMPLETE GAMES | | |
|----------------|-----------------|------|
| CG | Player | Year |
| 1. 11 | Steve Krueger | 1980 |
| 11 | Steve Krueger | 1979 |
| 3. 10 | Scott Tabor | 1981 |
| 10 | Rich Erwin | 1979 |
| 10 | Larry Paulsen | 1972 |
| 6. 8 | Mark McClain | 1976 |
| 7. 7 | Charlie Corbell | 1982 |
| 7 | Warren Hemm | 1976 |
| 9. 6 | Eight others | |

| GAMES STARTED | | |
|---------------|-----------------|------|
| GS | Player | Year |
| 1. 20 | DJ Baxendale | 2012 |
| 2. 19 | Charley Boyce | 2004 |
| 19 | Clint Brannon | 2004 |
| 4. 18 | Keaton McKinney | 2015 |
| 18 | Nick Schmidt | 2007 |
| 18 | Duke Welker | 2007 |
| 18 | John Cebuhar | 1987 |
| 18 | Kevin Campbell | 1985 |
| 18 | Fred Farwell | 1985 |
| 10. 17 | Ryne Stanek | 2012 |
| 17 | Brett Eibner | 2009 |
| 17 | Dallas Keuchel | 2009 |
| 17 | Nick Schmidt | 2006 |
| 17 | Nick Schmidt | 2005 |
| 17 | Matt Carnes | 1996 |

| INNINGS PITCHED | | |
|-----------------|------------------|------|
| IP | Player | Year |
| 1. 124.0 | Nick Schmidt | 2007 |
| 124.0 | Rich Erwin | 1979 |
| 3. 122.1 | Charley Boyce | 2005 |
| 4. 121.1 | David Walling | 1999 |
| 5. 120.2 | Fred Farwell | 1985 |
| 6. 117.0 | Nick Schmidt | 2007 |
| 117.0 | Matt Carnes | 1996 |
| 8. 116.2 | Nick Schmidt | 2006 |
| 116.2 | Scott Cunningham | 1994 |
| 10. 115.2 | John Cebuhar | 1987 |

| STRIKEOUTS | | |
|------------|----------------|------|
| K | Player | Year |
| 1. 155 | David Walling | 1999 |
| 2. 145 | Nick Schmidt | 2006 |
| 3. 128 | Jess Todd | 2007 |
| 128 | David Walling | 1998 |
| 5. 120 | Trevor Stephan | 2017 |
| 6. 114 | Drew Smyly | 2010 |
| 7. 111 | Nick Schmidt | 2007 |
| 111 | Matt Carnes | 1995 |
| 9. 106 | John Cebuhar | 1987 |
| 10. 105 | Matt Carnes | 1996 |

| WALKS | | |
|-------|-------------------|------|
| BB | Player | Year |
| 1. 73 | John Cebuhar | 1987 |
| 2. 71 | Kevin Campbell | 1985 |
| 3. 68 | John Cebuhar | 1988 |
| 4. 65 | Barry Lunney Jr. | 1994 |
| 5. 58 | Scott Cunningham | 1994 |
| 58 | Dennis Fletcher | 1988 |
| 7. 55 | Darrel Akerfelds | 1982 |
| 55 | Scott Tabor | 1979 |
| 9. 53 | Charlie Isaacson | 1999 |
| 53 | Stuart Huchingson | 1980 |

| ERA (MIN. 45 IP) | | |
|------------------|-----------------|------|
| ERA | Player | Year |
| 1. 0.95 | Phillip Stidham | 1990 |
| 2. 1.20 | Phillip Stidham | 1991 |
| 3. 1.39 | Ryne Stanek | 2013 |
| 4. 1.49 | Tim Brewer | 1973 |
| 5. 1.50 | Boyd Goodner | 2004 |
| 6. 1.58 | DJ Baxendale | 2011 |
| 7. 1.59 | Steve Krueger | 1980 |
| 8. 1.73 | Steve Krueger | 1979 |
| 9. 1.79 | Barrett Astin | 2013 |
| 10. 1.93 | David Rhodes | 1978 |
| 1.93 | Gerald Hannahs | 1971 |

* Current players in bold



Colby Suggs set a UA single-season record with 13 saves during the 2013 season.

FRESHMAN RECORDS

| HITTING | | |
|-----------------|--------------------|------|
| Games Played | | |
| 67 | Jake Dugger | 2004 |
| Batting Average | | |
| .383 | Jeff King | 1984 |
| At Bats | | |
| 253 | Danny Hamblin | 2004 |
| Hits | | |
| 75 | Dominic Ficociello | 2011 |
| 75 | Jeff King | 1984 |
| Doubles | | |
| 19 | Danny Hamblin | 2004 |
| Triples | | |
| 8 | Kevin McReynolds | 1979 |

| Home Runs | | |
|--------------|------------------|------|
| 13 | Zack Cox | 2009 |
| 12 | Dominic Fletcher | 2017 |
| Runs | | |
| 53 | Danny Hamblin | 2004 |
| 53 | Jeff Houck | 1990 |
| RBI | | |
| 55 | Jeff King | 1984 |
| Stolen Bases | | |
| 23 | Jeff Houck | 1990 |
| Total Bases | | |
| 122 | Danny Hamblin | 2004 |
| Walks | | |
| 50 | Jake Dugger | 2004 |
| Strikeouts | | |
| 65 | Zack Cox | 2009 |

| Sacrifice Hits | | |
|------------------|------------------|------|
| 9 | Matt Erickson | 1995 |
| Sacrifice Flies | | |
| 7 | Kyle Harris | 1992 |
| 7 | Kevin McReynolds | 1979 |
| Hit by Pitch | | |
| 12 | Ryan Lundquist | 1996 |
| PITCHING | | |
| Wins | | |
| 10 | Scott Tabor | 1979 |
| ERA (min: 45 IP) | | |
| 1.93 | Gerald Hannahs | 1971 |
| Innings Pitched | | |
| 99.2 | Nick Schmidt | 2005 |
| 99.2 | Charlie Isaacson | 1999 |

| Appearances | | |
|----------------|-----------------|------|
| 36 | Phillip Stidham | 1989 |
| Saves | | |
| 12 | Phillip Stidham | 1989 |
| Complete Games | | |
| 5 | Kevin Campbell | 1984 |
| Starts | | |
| 18 | Keaton McKinney | 2015 |
| Strikeouts | | |
| 111 | Matt Carnes | 1995 |
| Walks | | |
| 55 | Scott Tabor | 1979 |

YEAR-BY-YEAR RESULTS

| Year | Overall | | | | Conference | | | Coach |
|---------------------------------|---------|----|---|------|------------|----|------|-----------------|
| | W | L | T | Pct. | W | L | Pct. | |
| 1897 | 2 | 4 | 0 | .333 | | | | None Appointed |
| 1901 | 5 | 1 | 0 | .833 | | | | None Appointed |
| 1902 | 2 | 7 | 0 | .222 | | | | None Appointed |
| 1903 | 6 | 2 | 0 | .750 | | | | None Appointed |
| 1905 | 5 | 4 | 0 | .556 | | | | None Appointed |
| 1908 | 18 | 5 | 0 | .783 | | | | Hugo Bezdek |
| 1909 | 12 | 5 | 0 | .705 | | | | Hugo Bezdek |
| 1910 | 12 | 8 | 0 | .600 | | | | Hugo Bezdek |
| 1911 | 9 | 5 | 0 | .791 | | | | Hugo Bezdek |
| 1912 | 7 | 8 | 0 | .467 | | | | Hugo Bezdek |
| 1913 | 13 | 6 | 0 | .684 | | | | Hugo Bezdek |
| 1914 | 14 | 5 | 0 | .737 | | | | E.T. Pickering |
| 1915 | 19 | 7 | 0 | .731 | | | | E.T. Pickering |
| 1916 | 10 | 5 | 0 | .667 | | | | T.T. McConnell |
| 1919 | 5 | 3 | 0 | .625 | | | | Claude Watts |
| 1920 | 3 | 3 | 0 | .500 | | | | Claude Watts |
| 1922 | 0 | 6 | 0 | .000 | 0 | 6 | .000 | Norman Coyle |
| 1923 | 5 | 11 | 0 | .313 | 2 | 5 | .286 | Francis Schmidt |
| 1924 | 3 | 11 | 0 | .214 | 0 | 8 | .000 | Francis Schmidt |
| 1925 | 5 | 11 | 0 | .313 | 1 | 11 | .083 | Francis Schmidt |
| 1926 | 4 | 13 | 0 | .235 | 1 | 10 | .091 | Francis Schmidt |
| 1927 | 8 | 5 | 0 | .615 | | | | Francis Schmidt |
| 1928 | 7 | 6 | 0 | .538 | | | | Francis Schmidt |
| 1929 | 6 | 7 | 0 | .461 | | | | Francis Schmidt |
| (Baseball discontinued 1930-46) | | | | | | | | |
| 1947 | 4 | 8 | 0 | .333 | | | | Deke Brackett |
| 1948 | 12 | 9 | 0 | .571 | | | | Deke Brackett |
| 1949 | 7 | 5 | 0 | .538 | | | | Deke Brackett |
| 1950 | 6 | 6 | 0 | .500 | | | | Bill Ferrell |
| 1951 | 10 | 7 | 0 | .588 | | | | Bill Ferrell |
| 1952 | 6 | 9 | 0 | .400 | | | | Bill Ferrell |
| 1953 | 7 | 11 | 0 | .388 | | | | Bill Ferrell |
| 1954 | 5 | 16 | 0 | .238 | | | | Bill Ferrell |
| 1955 | 11 | 11 | 0 | .500 | | | | Bill Ferrell |
| 1956 | 14 | 6 | 0 | .700 | | | | Bill Ferrell |
| 1957 | 6 | 7 | 0 | .462 | | | | Bill Ferrell |
| 1958 | 8 | 10 | 0 | .444 | | | | Bill Ferrell |
| 1959 | 6 | 8 | 0 | .429 | | | | Bill Ferrell |
| 1960 | 14 | 9 | 0 | .609 | | | | Bill Ferrell |
| 1961 | 9 | 8 | 0 | .529 | | | | Bill Ferrell |
| 1962 | 13 | 7 | 0 | .650 | | | | Bill Ferrell |
| 1963 | 13 | 10 | 0 | .565 | | | | Bill Ferrell |
| 1964 | 8 | 10 | 0 | .444 | | | | Bill Ferrell |
| 1965 | 3 | 14 | 0 | .176 | | | | Bill Ferrell |
| 1966 | 4 | 16 | 0 | .200 | | | | Wayne Robbins |
| 1967 | 15 | 14 | 0 | .517 | | | | Wayne Robbins |
| 1968 | 13 | 11 | 0 | .541 | | | | Wayne Robbins |
| 1969 | 18 | 10 | 0 | .643 | | | | Wayne Robbins |
| 1970 | 19 | 13 | 0 | .594 | | | | Norm DeBriyn |
| 1971 | 23 | 18 | 1 | .560 | | | | Norm DeBriyn |
| 1972 | 16 | 16 | 0 | .500 | | | | Norm DeBriyn |
| 1973 | 23 | 7 | 1 | .758 | | | | Norm DeBriyn |
| 1974 | 22 | 21 | 0 | .512 | 9 | 15 | .375 | Norm DeBriyn |
| 1975 | 20 | 22 | 0 | .476 | 8 | 14 | .364 | Norm DeBriyn |
| 1976 | 31 | 15 | 1 | .670 | 12 | 12 | .500 | Norm DeBriyn |
| 1977 | 33 | 18 | 0 | .647 | 14 | 10 | .583 | Norm DeBriyn |
| 1978 | 31 | 13 | 0 | .705 | 18 | 6 | .750 | Norm DeBriyn |
| 1979 | 49 | 15 | 0 | .766 | 19 | 5 | .792 | Norm DeBriyn |
| 1980 | 44 | 22 | 0 | .667 | 15 | 8 | .652 | Norm DeBriyn |
| 1981 | 31 | 21 | 0 | .596 | 12 | 9 | .571 | Norm DeBriyn |
| 1982 | 40 | 15 | 2 | .719 | 13 | 8 | .619 | Norm DeBriyn |
| 1983 | 44 | 21 | 0 | .677 | 13 | 8 | .619 | Norm DeBriyn |
| 1984 | 40 | 16 | 0 | .714 | 12 | 9 | .571 | Norm DeBriyn |
| 1985 | 51 | 15 | 0 | .773 | 13 | 7 | .650 | Norm DeBriyn |
| 1986 | 43 | 17 | 0 | .717 | 15 | 6 | .714 | Norm DeBriyn |
| 1987 | 51 | 16 | 1 | .757 | 17 | 4 | .810 | Norm DeBriyn |
| 1988 | 39 | 23 | 0 | .629 | 12 | 9 | .571 | Norm DeBriyn |
| 1989 | 51 | 16 | 0 | .761 | 17 | 4 | .810 | Norm DeBriyn |
| 1990 | 47 | 15 | 0 | .758 | 16 | 5 | .762 | Norm DeBriyn |
| 1991 | 40 | 22 | 0 | .645 | 10 | 11 | .476 | Norm DeBriyn |
| 1992 | 31 | 26 | 0 | .544 | 10 | 13 | .436 | Norm DeBriyn |
| 1993 | 33 | 26 | 0 | .559 | 11 | 16 | .407 | Norm DeBriyn |
| 1994 | 30 | 27 | 0 | .526 | 13 | 13 | .500 | Norm DeBriyn |
| 1995 | 38 | 23 | 0 | .623 | 13 | 15 | .448 | Norm DeBriyn |
| 1996 | 39 | 20 | 0 | .661 | 15 | 15 | .500 | Norm DeBriyn |
| 1997 | 36 | 20 | 0 | .643 | 15 | 14 | .517 | Norm DeBriyn |
| 1998 | 38 | 21 | 0 | .644 | 13 | 14 | .481 | Norm DeBriyn |
| 1999 | 42 | 23 | 0 | .646 | 22 | 8 | .733 | Norm DeBriyn |
| 2000 | 24 | 30 | 0 | .444 | 8 | 20 | .286 | Norm DeBriyn |
| 2001 | 27 | 29 | 0 | .482 | 11 | 19 | .367 | Norm DeBriyn |
| 2002 | 35 | 28 | 0 | .556 | 13 | 14 | .481 | Norm DeBriyn |
| 2003 | 35 | 22 | 0 | .614 | 14 | 16 | .467 | Dave Van Horn |
| 2004 | 45 | 24 | 0 | .652 | 19 | 11 | .633 | Dave Van Horn |
| 2005 | 39 | 22 | 0 | .639 | 13 | 17 | .433 | Dave Van Horn |
| 2006 | 39 | 21 | 0 | .650 | 18 | 12 | .600 | Dave Van Horn |
| 2007 | 43 | 21 | 0 | .672 | 18 | 12 | .600 | Dave Van Horn |
| 2008 | 34 | 24 | 0 | .586 | 14 | 15 | .483 | Dave Van Horn |
| 2009 | 41 | 24 | 0 | .631 | 14 | 15 | .483 | Dave Van Horn |
| 2010 | 43 | 21 | 0 | .672 | 18 | 12 | .600 | Dave Van Horn |
| 2011 | 40 | 22 | 0 | .645 | 15 | 15 | .500 | Dave Van Horn |
| 2012 | 46 | 22 | 0 | .676 | 16 | 14 | .533 | Dave Van Horn |
| 2013 | 39 | 22 | 0 | .639 | 18 | 11 | .621 | Dave Van Horn |
| 2014 | 40 | 25 | 0 | .615 | 16 | 14 | .533 | Dave Van Horn |
| 2015 | 40 | 25 | 0 | .615 | 17 | 12 | .586 | Dave Van Horn |
| 2016 | 26 | 29 | 0 | .473 | 7 | 23 | .233 | Dave Van Horn |
| 2017 | 45 | 19 | 0 | .703 | 18 | 11 | .621 | Dave Van Horn |

Team Records - Season

All-Time Record/Seasons:2,148-1,363-6 (.612)/95


All-Time Conference Record/Seasons:Southeastern Conference - 379-371 (.505)/26

Southwest Conference - 249-190 (.567)/23

Total Conference Record - 628-561 (.529)/49

Razorback All-Time Head Coaching Records

| Coach | W | L | T | Pct. | Tenure (Yrs.) |
|-----------------|-------|-------|---|------|-------------------|
| None | 20 | 18 | 0 | .527 | 1897-1905 (9) |
| Hugo Bezdek | 81 | 37 | 0 | .704 | 1908-13 (6) |
| E.T. Pickering | 23 | 12 | 0 | .657 | 1914-15 (2) |
| T.T. McConnell | 10 | 5 | 0 | .667 | 1916 (1) |
| Claude Watts | 8 | 6 | 0 | .571 | 1919-20 (2) |
| Norman Coyle | 0 | 6 | 0 | .000 | 1922 (0) |
| Francis Schmidt | 38 | 64 | 0 | .373 | 1923-29 (7) |
| Deke Brackett | 23 | 22 | 0 | .511 | 1947-49 (3) |
| Bill Ferrell | 139 | 149 | 0 | .483 | 1950-65 (16) |
| Wayne Robbins | 50 | 51 | 0 | .495 | 1966-69 (4) |
| Norm DeBriyn | 1,161 | 650 | 6 | .640 | 1970-2002 (33) |
| Dave Van Horn | 595 | 335 | 0 | .640 | 2003-Present (15) |
| Totals | 2,148 | 1,363 | 6 | .612 | |



SEC legend Norm DeBriyn and current head coach Dave Van Horn have combined for 1,756 of Arkansas' 2,148 total wins in program history.

RECORD BY DATE

| February | | | | | | |
|----------|----------|-------|--------|---------|-------|--|
| Day | W-L | Win % | Home | Away | Neu. | |
| 2 | 1-0 | 1.000 | 0-0 | 1-0 | 0-0 | |
| 3 | 0-1 | .000 | 0-0 | 0-1 | 0-0 | |
| 4 | 2-0 | 1.000 | 1-0 | 1-0 | 0-0 | |
| 5 | 1-0 | 1.000 | 1-0 | 0-0 | 0-0 | |
| 6 | 1-0 | 1.000 | 1-0 | 0-0 | 0-0 | |
| 7 | 1-0 | 1.000 | 1-0 | 0-0 | 0-0 | |
| 8 | 0-0 | .000 | 0-0 | 0-0 | 0-0 | |
| 9 | 2-3 | .400 | 1-0 | 1-3 | 0-0 | |
| 10 | 4-3 | .571 | 1-0 | 2-3 | 1-0 | |
| 11 | 10-1 | .909 | 5-0 | 4-1 | 1-0 | |
| 12 | 5-2 | .714 | 4-0 | 0-2 | 1-0 | |
| 13 | 7-3 | .700 | 5-1 | 2-1 | 0-1 | |
| 14 | 11-11 | .885 | 8-0 | 2-0-1 | 1-1 | |
| 15 | 11-3 | .785 | 8-1 | 2-1 | 1-1 | |
| 16 | 10-4 | .714 | 8-1 | 2-2 | 0-1 | |
| 17 | 16-2 | .889 | 11-1 | 3-1 | 1-0 | |
| 18 | 15-3 | .833 | 11-2 | 2-1 | 2-0 | |
| 19 | 17-5 | .773 | 16-2 | 1-3 | 0-0 | |
| 20 | 13-4 | .765 | 11-2 | 2-0 | 0-2 | |
| 21 | 16-2 | .889 | 13-2 | 2-0 | 1-0 | |
| 22 | 19-5 | .792 | 19-2 | 0-2 | 0-1 | |
| 23 | 18-3 | .857 | 17-2 | 1-1 | 0-0 | |
| 24 | 15-5 | .750 | 14-4 | 1-1 | 0-0 | |
| 25 | 22-5 | .815 | 21-2 | 0-3 | 1-0 | |
| 26 | 12-8 | .600 | 10-4 | 1-3 | 1-1 | |
| 27 | 18-7 | .720 | 15-3 | 2-2 | 1-2 | |
| 28 | 17-5 | .773 | 9-0 | 2-2 | 6-3 | |
| 29 | 7-1 | .875 | 3-0 | 1-1 | 3-0 | |
| Totals | 270-76-1 | .778 | 214-29 | 35-34-1 | 21-13 | |

| March | | | | | | |
|--------|-----------|-------|-----------|---------|-------|--|
| Day | W-L | Win % | Home | Away | Neu. | |
| 1 | 17-12 | .586 | 9-5 | 3-5 | 5-2 | |
| 2 | 24-9 | .727 | 16-3 | 3-3 | 5-3 | |
| 3 | 11-9 | .550 | 7-2 | 1-3 | 3-4 | |
| 4 | 21-6 | .778 | 15-2 | 3-3 | 3-1 | |
| 5 | 22-6 | .786 | 18-2 | 4-4 | 0-0 | |
| 6 | 20-9 | .690 | 14-5 | 4-3 | 2-1 | |
| 7 | 16-9 | .640 | 15-2 | 0-5 | 1-2 | |
| 8 | 21-5-1 | .778 | 19-2-1 | 1-3 | 1-0 | |
| 9 | 19-15 | .559 | 17-8 | 2-7 | 0-0 | |
| 10 | 31-6 | .838 | 26-4 | 5-2 | 0-0 | |
| 11 | 19-6 | .760 | 17-3 | 2-3 | 0-0 | |
| 12 | 15-12-1 | .536 | 13-6-1 | 1-6 | 1-0 | |
| 13 | 27-5 | .844 | 24-2 | 3-1 | 0-2 | |
| 14 | 25-9 | .735 | 21-2 | 1-7 | 3-0 | |
| 15 | 22-14 | .611 | 20-6 | 0-7 | 2-1 | |
| 16 | 28-4 | .875 | 20-1 | 7-2 | 1-1 | |
| 17 | 28-12 | .700 | 17-5 | 7-7 | 4-0 | |
| 18 | 20-12 | .625 | 11-6 | 8-5 | 1-1 | |
| 19 | 21-14-1 | .583 | 13-2-1 | 7-10 | 1-2 | |
| 20 | 21-12 | .636 | 10-3 | 10-8 | 1-1 | |
| 21 | 28-12 | .700 | 18-5 | 10-7 | 0-0 | |
| 22 | 25-13 | .658 | 15-6 | 9-7 | 1-0 | |
| 23 | 23-13 | .638 | 14-3 | 9-10 | 0-0 | |
| 24 | 15-11 | .577 | 7-6 | 8-4 | 0-1 | |
| 25 | 31-12 | .721 | 25-6 | 4-7 | 1-0 | |
| 26 | 21-13-1 | .600 | 17-9-1 | 3-3 | 1-1 | |
| 27 | 26-13 | .667 | 19-5 | 6-2 | 1-6 | |
| 28 | 21-14 | .600 | 14-5 | 6-4 | 1-5 | |
| 29 | 11-19 | .367 | 8-6 | 3-11 | 0-2 | |
| 30 | 15-14 | .517 | 11-4 | 4-10 | 0-0 | |
| 31 | 26-8 | .765 | 14-5 | 10-3 | 2-0 | |
| Totals | 669-329-4 | .668 | 484-131-4 | 142-161 | 42-38 | |



Tim Carver got off to a red hot start in 2012, hitting .462 in February with 12 hits, eight runs scored and nine RBI.

| April | | | | | | |
|--------|---------|-------|---------|---------|------|--|
| Day | W-L | Win % | Home | Away | Neu. | |
| 1 | 21-15 | .583 | 11-3 | 10-10 | 0-2 | |
| 2 | 15-14 | .517 | 5-6 | 10-7 | 0-1 | |
| 3 | 22-10 | .688 | 11-2 | 11-7 | 0-1 | |
| 4 | 18-17 | .514 | 9-10 | 9-7 | 0-0 | |
| 5 | 24-12 | .667 | 18-3 | 6-9 | 0-0 | |
| 6 | 18-16 | .529 | 14-10 | 4-6 | 0-0 | |
| 7 | 23-7 | .767 | 17-3 | 6-4 | 0-0 | |
| 8 | 22-13 | .629 | 19-9 | 3-4 | 0-0 | |
| 9 | 23-10 | .697 | 18-4 | 5-6 | 0-0 | |
| 10 | 13-15 | .464 | 8-8 | 5-7 | 0-0 | |
| 11 | 21-12 | .636 | 11-4 | 9-9 | 0-0 | |
| 12 | 13-16 | .448 | 9-3 | 4-13 | 0-0 | |
| 13 | 24-11 | .686 | 17-6 | 7-5 | 0-0 | |
| 14 | 20-14 | .588 | 15-8 | 4-6 | 1-0 | |
| 15 | 26-11 | .703 | 18-3 | 8-8 | 0-0 | |
| 16 | 16-14 | .533 | 8-5 | 8-9 | 0-0 | |
| 17 | 21-10 | .677 | 13-2 | 8-8 | 0-0 | |
| 18 | 20-12 | .625 | 12-1 | 8-11 | 0-0 | |
| 19 | 23-14 | .622 | 7-6 | 16-7 | 0-1 | |
| 20 | 19-14 | .575 | 15-4 | 2-10 | 2-0 | |
| 21 | 20-17 | .541 | 14-5 | 5-12 | 1-0 | |
| 22 | 14-15 | .483 | 3-4 | 11-11 | 0-0 | |
| 23 | 20-16 | .556 | 12-5 | 8-10 | 0-1 | |
| 24 | 19-11 | .633 | 8-6 | 11-3 | 0-2 | |
| 25 | 15-15 | .500 | 7-2 | 6-13 | 2-0 | |
| 26 | 14-16 | .467 | 8-5 | 6-10 | 0-1 | |
| 27 | 21-15 | .583 | 5-4 | 15-11 | 1-0 | |
| 28 | 15-11 | .577 | 8-4 | 7-6 | 0-1 | |
| 29 | 21-6 | .777 | 14-1 | 6-3 | 1-2 | |
| 30 | 21-9 | .700 | 15-4 | 6-4 | 0-1 | |
| Totals | 581-389 | .599 | 348-140 | 225-236 | 8-13 | |

| May | | | | | | |
|--------|---------|-------|--------|-------|-------|--|
| Day | W-L | Win % | Home | Away | Neu. | |
| 1 | 10-13 | .435 | 6-11 | 3-2 | 1-0 | |
| 2 | 12-15 | .444 | 9-9 | 3-6 | 0-0 | |
| 3 | 12-7 | .632 | 8-3 | 4-4 | 0-0 | |
| 4 | 12-13 | .480 | 10-7 | 2-6 | 0-0 | |
| 5 | 11-6 | .647 | 6-5 | 5-1 | 0-0 | |
| 6 | 13-5 | .722 | 11-3 | 2-2 | 0-0 | |
| 7 | 11-7 | .611 | 6-1 | 5-6 | 0-0 | |
| 8 | 8-15 | .348 | 5-3 | 3-10 | 0-2 | |
| 9 | 11-8 | .578 | 6-1 | 3-7 | 2-0 | |
| 10 | 9-9 | .500 | 6-3 | 3-5 | 0-1 | |
| 11 | 10-8 | .555 | 6-3 | 3-5 | 1-0 | |
| 12 | 17-5 | .773 | 6-1 | 10-2 | 1-2 | |
| 13 | 7-13 | .350 | 2-4 | 2-7 | 3-2 | |
| 14 | 9-14 | .391 | 3-5 | 3-7 | 3-2 | |
| 15 | 14-13 | .519 | 4-5 | 7-4 | 3-4 | |
| 16 | 6-11 | .353 | 0-3 | 4-7 | 2-1 | |
| 17 | 11-4 | .733 | 5-2 | 3-1 | 3-1 | |
| 18 | 6-8 | .429 | 3-2 | 2-5 | 1-1 | |
| 19 | 9-7 | .563 | 4-2 | 1-3 | 4-2 | |
| 20 | 6-9 | .400 | 1-3 | 1-2 | 4-4 | |
| 21 | 7-8 | .467 | 4-2 | 1-1 | 2-5 | |
| 22 | 10-8 | .556 | 0-2 | 3-1 | 7-5 | |
| 23 | 7-8 | .466 | 1-0 | 0-0 | 6-8 | |
| 24 | 3-6 | .333 | 0-0 | 0-0 | 3-6 | |
| 25 | 3-7 | .300 | 0-0 | 1-0 | 2-7 | |
| 26 | 7-5 | .583 | 0-0 | 0-1 | 7-4 | |
| 27 | 4-6 | .400 | 0-0 | 0-0 | 4-6 | |
| 28 | 3-5 | .429 | 1-0 | 0-1 | 2-4 | |
| 29 | 4-3 | .571 | 1-2 | 0-0 | 3-1 | |
| 30 | 3-3 | .500 | 1-0 | 1-0 | 1-3 | |
| 31 | 6-4 | .600 | 0-0 | 0-2 | 6-2 | |
| Totals | 261-253 | .508 | 115-82 | 75-99 | 71-73 | |



Haas Pratt caught fire in April of 2004, hitting .351 with 27 hits, nine doubles and 21 RBI to spark a CWS run.

| June | | | | | | |
|--------|-------|-------|------|------|-------|--|
| Day | W-L | Win % | Home | Away | Neu. | |
| 1 | 6-1 | .857 | 1-0 | 0-1 | 5-0 | |
| 2 | 4-4 | .500 | 1-2 | 1-1 | 2-1 | |
| 3 | 5-5 | .500 | 2-2 | 0-0 | 3-3 | |
| 4 | 6-2 | .750 | 3-2 | 1-0 | 2-0 | |
| 5 | 6-4 | .600 | 3-2 | 1-2 | 2-0 | |
| 6 | 4-5 | .444 | 2-2 | 1-1 | 1-2 | |
| 7 | 3-0 | 1.000 | 2-0 | 1-0 | 0-0 | |
| 8 | 0-3 | .000 | 0-0 | 0-1 | 0-2 | |
| 9 | 0-2 | .000 | 0-0 | 0-2 | 0-0 | |
| 10 | 1-0 | 1.000 | 0-0 | 1-0 | 0-0 | |
| 11 | 2-0 | 1.000 | 1-0 | 1-0 | 0-0 | |
| 12 | 1-1 | .500 | 1-0 | 0-1 | 0-0 | |
| 13 | 1-2 | .333 | 0-0 | 0-1 | 1-1 | |
| 14 | 0-0 | .000 | 0-0 | 0-0 | 0-0 | |
| 15 | 0-2 | .000 | 0-0 | 0-0 | 0-2 | |
| 16 | 1-0 | 1.000 | 0-0 | 0-0 | 1-0 | |
| 17 | 1-0 | 1.000 | 0-0 | 0-0 | 1-0 | |
| 18 | 1-1 | .500 | 0-0 | 0-0 | 1-1 | |
| 19 | 0-2 | .000 | 0-0 | 0-0 | 0-2 | |
| 20 | 0-0 | .000 | 0-0 | 0-0 | 0-0 | |
| 21 | 0-1 | .000 | 0-0 | 0-0 | 0-1 | |
| 22 | 0-1 | .000 | 0-0 | 0-0 | 0-1 | |
| Totals | 43-35 | .551 | 17-9 | 7-10 | 19-16 | |

*Bold indicates 2018 game date



Chad Spanberger hit nine home runs and drove in 18 runs during May of 2017, propelling Arkansas to host an NCAA Regional.



Joe Serrano had a June to remember in 2012, hitting .444 with 12 hits to lead Arkansas to the CWS.

YEAR-BY-YEAR HITTING

| Year | G | AB | R | H | Avg. | 2B | 3B | HR | RBI | TB | Slg.% | BB | HBP | SO | SB | SF | SH | E |
|------|-----------|-------------|------------|------------|-------------|------------|-----------|-----------|------------|-------------|-------------|------------|------------|------------|------------|-----------|-----------|------------|
| 1968 | 24 | 739 | 146 | 215 | .291 | 41 | 9 | 8 | 124 | 290 | .403 | 125 | 10 | 118 | 37 | - | 17 | - |
| 1969 | 28 | 841 | 171 | 252 | .300 | 44 | 7 | 23 | 145 | 379 | .451 | 127 | - | 141 | 38 | - | - | - |
| 1970 | 32 | 890 | 193 | 247 | .278 | 31 | 13 | 14 | 142 | 346 | .389 | 138 | 7 | 154 | 49 | - | 30 | - |
| 1971 | 41 | 1166 | 221 | 320 | .274 | 53 | 22 | 17 | 180 | 468 | .401 | 142 | 12 | 183 | 66 | - | 30 | - |
| 1972 | 34 | 963 | 140 | 242 | .251 | 32 | 16 | 11 | 116 | 339 | .352 | 100 | 7 | 173 | 33 | - | 25 | - |
| 1973 | 28 | 777 | 167 | 240 | .309 | 31 | 7 | 18 | 140 | 339 | .436 | 124 | 8 | 117 | 50 | - | 11 | - |
| 1974 | 43 | 1256 | 209 | 335 | .266 | 49 | 7 | 27 | 175 | 456 | .363 | 157 | 12 | 216 | 42 | - | 28 | 55 |
| 1975 | 42 | 1193 | 186 | 297 | .249 | 49 | 16 | 4 | 143 | 400 | .335 | 169 | 17 | 183 | 51 | - | 24 | 75 |
| 1976 | 47 | 1382 | 226 | 379 | .274 | 55 | 16 | 21 | 195 | 529 | .383 | 194 | 9 | 194 | 72 | - | 42 | - |
| 1977 | 51 | 1459 | 225 | 356 | .244 | 51 | 14 | 20 | 194 | 495 | .339 | 191 | 20 | 246 | 79 | 13 | 14 | - |
| 1978 | 44 | 1288 | 235 | 347 | .269 | 52 | 21 | 22 | 194 | 507 | .394 | 224 | 13 | 173 | 89 | 14 | 11 | 60 |
| 1979 | 64 | 1978 | 393 | 600 | .303 | 115 | 40 | 47 | 351 | 936 | .473 | 246 | 22 | 245 | 75 | 28 | 23 | 91 |
| 1980 | 66 | 2023 | 408 | 624 | .308 | 107 | 35 | 57 | 357 | 972 | .480 | 221 | 14 | 268 | 78 | 22 | 11 | 108 |
| 1981 | 52 | 1707 | 398 | 533 | .312 | 96 | 25 | 38 | 351 | 793 | .465 | 236 | 9 | 251 | 69 | 26 | 22 | 73 |
| 1982 | 57 | 1681 | 349 | 525 | .312 | 69 | 26 | 21 | 286 | 709 | .422 | 223 | 13 | 218 | 142 | 30 | 45 | 74 |
| 1983 | 65 | 2079 | 437 | 618 | .297 | 112 | 38 | 31 | 367 | 899 | .432 | 290 | 28 | 345 | 155 | 26 | 20 | 115 |
| 1984 | 56 | 1775 | 439 | 593 | .334 | 100 | 34 | 45 | 373 | 896 | .504 | 247 | 32 | 230 | 103 | 30 | 25 | 88 |
| 1985 | 66 | 2192 | 543 | 704 | .321 | 139 | 34 | 74 | 470 | 1133 | .517 | 361 | 25 | 356 | 95 | 24 | 25 | 90 |
| 1986 | 60 | 1988 | 457 | 613 | .308 | 123 | 33 | 54 | 416 | 964 | .485 | 279 | 25 | 303 | 77 | 40 | 26 | 84 |
| 1987 | 68 | 2273 | 575 | 740 | .326 | 172 | 38 | 70 | 498 | 1198 | .527 | 355 | 23 | 348 | 123 | 31 | 44 | 96 |
| 1988 | 62 | 2019 | 482 | 610 | .302 | 125 | 29 | 64 | 417 | 985 | .488 | 301 | 31 | 309 | 100 | 32 | 28 | 67 |
| 1989 | 67 | 2233 | 466 | 686 | .307 | 142 | 35 | 38 | 405 | 1012 | .453 | 290 | 32 | 327 | 115 | 37 | 30 | 64 |
| 1990 | 62 | 1995 | 437 | 548 | .325 | 115 | 34 | 46 | 394 | 969 | .486 | 309 | 39 | 276 | 117 | 19 | 28 | 75 |
| 1991 | 62 | 1979 | 392 | 547 | .276 | 103 | 31 | 37 | 329 | 823 | .416 | 237 | 45 | 289 | 73 | 37 | 34 | 79 |
| 1992 | 57 | 1878 | 399 | 542 | .289 | 101 | 30 | 29 | 347 | 790 | .421 | 280 | 40 | 331 | 112 | 29 | 38 | 64 |
| 1993 | 59 | 1917 | 379 | 548 | .286 | 106 | 34 | 26 | 326 | 797 | .416 | 261 | 32 | 335 | 115 | 20 | 35 | 84 |
| 1994 | 57 | 2094 | 420 | 629 | .300 | 119 | 38 | 36 | 357 | 932 | .445 | 234 | 35 | 400 | 119 | 25 | 30 | 110 |
| 1995 | 61 | 2110 | 407 | 642 | .304 | 106 | 34 | 34 | 342 | 918 | .435 | 196 | 49 | 352 | 133 | 42 | 45 | 99 |
| 1996 | 59 | 2123 | 477 | 655 | .313 | 127 | 31 | 38 | 420 | 968 | .456 | 252 | 61 | 323 | 94 | 21 | 21 | 109 |
| 1997 | 56 | 2118 | 589 | 723 | .341 | 168 | 29 | 80 | 525 | 1189 | .561 | 236 | 50 | 355 | 90 | 27 | 14 | 91 |
| 1998 | 59 | 2110 | 498 | 666 | .316 | 142 | 13 | 71 | 459 | 1047 | .496 | 251 | 68 | 374 | 64 | 31 | 25 | 87 |
| 1999 | 65 | 2339 | 529 | 705 | .301 | 153 | 7 | 84 | 473 | 1124 | .481 | 325 | 90 | 441 | 136 | 27 | 33 | 88 |
| 2000 | 54 | 1904 | 381 | 550 | .289 | 119 | 12 | 35 | 332 | 798 | .419 | 229 | 72 | 358 | 66 | 26 | 32 | 101 |
| 2001 | 56 | 1954 | 353 | 570 | .292 | 105 | 15 | 45 | 318 | 840 | .430 | 207 | 61 | 357 | 73 | 19 | 32 | 101 |
| 2002 | 63 | 2187 | 399 | 608 | .278 | 104 | 15 | 51 | 354 | 895 | .409 | 241 | 89 | 462 | 63 | 21 | 37 | 80 |
| 2003 | 57 | 1994 | 377 | 574 | .288 | 125 | 14 | 53 | 347 | 886 | .444 | 206 | 94 | 370 | 43 | 16 | 38 | 89 |
| 2004 | 69 | 2402 | 446 | 697 | .290 | 126 | 11 | 53 | 389 | 1004 | .418 | 304 | 68 | 451 | 112 | 34 | 48 | 111 |
| 2005 | 61 | 2119 | 400 | 643 | .303 | 133 | 10 | 53 | 368 | 955 | .451 | 214 | 74 | 386 | 108 | 32 | 33 | 87 |
| 2006 | 60 | 2057 | 380 | 584 | .284 | 118 | 11 | 64 | 336 | 916 | .445 | 272 | 58 | 454 | 82 | 19 | 39 | 90 |
| 2007 | 64 | 2203 | 481 | 634 | .288 | 135 | 7 | 75 | 433 | 1008 | .458 | 288 | 107 | 482 | 68 | 34 | 38 | 85 |
| 2008 | 58 | 2004 | 418 | 582 | .290 | 106 | 11 | 77 | 373 | 941 | .470 | 270 | 59 | 439 | 61 | 21 | 40 | 75 |
| 2009 | 65 | 2207 | 412 | 603 | .273 | 112 | 13 | 80 | 373 | 981 | .444 | 279 | 59 | 518 | 67 | 15 | 43 | 82 |
| 2010 | 64 | 2276 | 481 | 697 | .306 | 130 | 11 | 92 | 449 | 1125 | .494 | 261 | 93 | 423 | 73 | 25 | 23 | 87 |
| 2011 | 62 | 2015 | 324 | 544 | .270 | 100 | 16 | 38 | 293 | 790 | .392 | 198 | 59 | 441 | 122 | 29 | 56 | 76 |
| 2012 | 68 | 2247 | 351 | 608 | .271 | 119 | 9 | 39 | 319 | 862 | .384 | 245 | 62 | 445 | 68 | 31 | 48 | 80 |
| 2013 | 61 | 2015 | 298 | 524 | .260 | 75 | 12 | 27 | 270 | 704 | .349 | 242 | 36 | 378 | 49 | 27 | 52 | 87 |
| 2014 | 65 | 2101 | 323 | 552 | .263 | 92 | 9 | 28 | 294 | 746 | .355 | 219 | 85 | 397 | 56 | 36 | 54 | 73 |
| 2015 | 65 | 2164 | 387 | 623 | .288 | 107 | 18 | 53 | 343 | 925 | .427 | 273 | 57 | 418 | 55 | 31 | 29 | 63 |
| 2016 | 55 | 1870 | 324 | 515 | .275 | 90 | 13 | 49 | 288 | 778 | .416 | 222 | 39 | 413 | 40 | 24 | 26 | 63 |
| 2017 | 64 | 2194 | 422 | 627 | .286 | 97 | 13 | 83 | 385 | 999 | .455 | 258 | 63 | 463 | 27 | 24 | 25 | 55 |


Numbers in **Bold** indicate school records



Rodney Nye set the single-season record for at bats with 269 in 1999 when he hit .320 with 11 home runs.



Eric Hinske cracked 30 home runs and 91 extra-base hits at Arkansas and continued his success in his 16-year MLB playing career.



Andy Wilkins hit 15 home runs in 2010 and played a large part in the Razorbacks setting a single-season record with 92 home runs.

YEAR-BY-YEAR PITCHING

| Year | G | W-L | Pct. | IP | H | R | ER | ERA | BB | SO | CG | SHO | SV |
|------|-----------|---------------|-------------|--------------|------------|-----------|-----------|-------------|------------|------------|-----------|-----------|-----------|
| 1967 | 29 | 15-14 | .517 | 213.1 | 215 | 143 | 109 | 4.60 | 137 | 214 | 13 | 2 | - |
| 1968 | 24 | 13-11 | .541 | - | - | - | - | - | - | - | - | 1 | - |
| 1969 | 28 | 18-10 | .643 | 210.0 | 166 | 95 | 70 | 3.00 | 114 | 200 | 13 | 3 | - |
| 1970 | 32 | 19-13 | .594 | 228.0 | 239 | 132 | 94 | 3.71 | 106 | 210 | 15 | 5 | - |
| 1971 | 41 | 23-17 | .561 | 298.0 | 261 | 157 | 98 | 2.96 | 108 | 262 | - | 4 | - |
| 1972 | 34 | 16-18 | .471 | 248.0 | 221 | 137 | 100 | 3.63 | 110 | 227 | 13 | 5 | - |
| 1973 | 31 | 23- 7 | .758 | 204.0 | 197 | 105 | 72 | 3.18 | 107 | 175 | 18 | 5 | - |
| 1974 | 43 | 22-21 | .512 | 330.2 | 341 | 287 | 162 | 4.41 | 174 | 281 | 29 | 3 | - |
| 1975 | 42 | 20-22 | .476 | 310.1 | 317 | 188 | 139 | 4.03 | 206 | 231 | 11 | 3 | - |
| 1976 | 47 | 31-15 | .674 | 361.1 | 314 | 147 | 110 | 2.74 | 131 | 254 | 27 | 9 | - |
| 1977 | 51 | 33-18 | .647 | 390.1 | 303 | 153 | 123 | 2.84 | 170 | 308 | 14 | 13 | - |
| 1978 | 44 | 31-13 | .705 | 343.1 | 282 | 178 | 132 | 3.46 | 190 | 320 | 11 | 9 | 6 |
| 1979 | 64 | 49-15 | .766 | 503.0 | 401 | 215 | 169 | 3.02 | 275 | 341 | 32 | 9 | 7 |
| 1980 | 66 | 44-22 | .667 | 500.2 | 450 | 286 | 209 | 3.76 | 287 | 340 | 34 | 9 | 5 |
| 1981 | 52 | 31-21 | .596 | 414.1 | 389 | 255 | 205 | 4.45 | 235 | 265 | 21 | 5 | 4 |
| 1982 | 57 | 40-15 | .603 | 447.1 | 335 | 201 | 149 | 3.00 | 254 | 349 | 30 | 6 | 4 |
| 1983 | 65 | 44-21 | .698 | 526.2 | 527 | 322 | 240 | 4.10 | 238 | 286 | 10 | 4 | 11 |
| 1984 | 56 | 40-16 | .714 | 444.2 | 430 | 253 | 199 | 4.03 | 224 | 312 | 16 | 5 | 12 |
| 1985 | 66 | 51 -15 | .773 | 546.1 | 567 | 332 | 277 | 4.56 | 290 | 361 | 14 | 5 | 14 |
| 1986 | 60 | 43-17 | .717 | 501.0 | 447 | 250 | 205 | 3.68 | 242 | 358 | 14 | 8 | 10 |
| 1987 | 68 | 51 -16 | .757 | 567.1 | 590 | 344 | 281 | 4.46 | 315 | 496 | 7 | 5 | 16 |
| 1988 | 62 | 39-23 | .629 | 508.2 | 489 | 348 | 307 | 5.43 | 314 | 401 | 14 | 5 | 9 |
| 1989 | 67 | 51 -16 | .761 | 576.0 | 504 | 255 | 216 | 3.38 | 249 | 495 | 12 | 6 | 17 |
| 1990 | 62 | 47-15 | .758 | 520.0 | 513 | 255 | 210 | 3.63 | 208 | 390 | 10 | 2 | 15 |
| 1991 | 62 | 40-22 | .645 | 518.2 | 472 | 268 | 207 | 3.59 | 240 | 387 | 3 | 3 | 13 |
| 1992 | 57 | 31-26 | .544 | 481.2 | 539 | 353 | 316 | 5.90 | 226 | 317 | 15 | 5 | 3 |
| 1993 | 59 | 33-26 | .559 | 500.1 | 501 | 288 | 239 | 4.30 | 222 | 432 | 6 | 2 | 9 |
| 1994 | 57 | 30-27 | .526 | 517.1 | 562 | 355 | 290 | 5.05 | 295 | 377 | 7 | 3 | 9 |
| 1995 | 61 | 38-23 | .623 | 536.1 | 547 | 337 | 283 | 4.75 | 264 | 506 | 10 | 2 | 15 |
| 1996 | 59 | 39-20 | .661 | 522.0 | 504 | 305 | 243 | 4.19 | 206 | 434 | 10 | 3 | 12 |
| 1997 | 56 | 36-20 | .643 | 491.0 | 581 | 405 | 338 | 6.20 | 248 | 414 | 3 | 1 | 9 |
| 1998 | 59 | 38-21 | .644 | 520.1 | 551 | 366 | 305 | 5.28 | 208 | 480 | 4 | 2 | 14 |
| 1999 | 65 | 42-23 | .646 | 578.0 | 579 | 397 | 329 | 5.12 | 297 | 554 | 6 | 0 | 11 |
| 2000 | 54 | 24-30 | .444 | 476.1 | 568 | 416 | 332 | 6.27 | 263 | 365 | 1 | 1 | 12 |
| 2001 | 56 | 27-29 | .482 | 490.2 | 490 | 325 | 253 | 4.64 | 209 | 403 | 2 | 3 | 10 |
| 2002 | 63 | 35-28 | .556 | 565.0 | 624 | 336 | 277 | 4.41 | 181 | 378 | 2 | 2 | 14 |
| 2003 | 57 | 35-22 | .614 | 513.2 | 557 | 293 | 233 | 4.08 | 111 | 383 | 3 | 0 | 10 |
| 2004 | 69 | 45-24 | .652 | 621.1 | 686 | 339 | 267 | 3.87 | 186 | 448 | 3 | 1 | 16 |
| 2005 | 61 | 39-22 | .639 | 540.1 | 552 | 300 | 243 | 4.05 | 196 | 371 | 3 | 2 | 13 |
| 2006 | 60 | 39-21 | .650 | 536.0 | 519 | 273 | 217 | 3.64 | 169 | 453 | 1 | 1 | 19 |
| 2007 | 64 | 43-21 | .672 | 569.0 | 532 | 294 | 249 | 3.94 | 219 | 565 | 7 | 5 | 12 |
| 2008 | 58 | 34-24 | .586 | 518.0 | 550 | 344 | 283 | 4.92 | 220 | 445 | 2 | 1 | 9 |
| 2009 | 65 | 41-24 | .631 | 580.0 | 595 | 363 | 301 | 4.67 | 245 | 511 | 1 | 4 | 16 |
| 2010 | 64 | 43-21 | .672 | 574.2 | 558 | 297 | 251 | 3.93 | 189 | 551 | 2 | 2 | 13 |
| 2011 | 62 | 40-22 | .645 | 542.2 | 474 | 222 | 193 | 3.20 | 204 | 447 | 2 | 6 | 20 |
| 2012 | 68 | 46-22 | .676 | 613.0 | 513 | 231 | 193 | 2.83 | 224 | 534 | 0 | 10 | 17 |
| 2013 | 61 | 39-22 | .639 | 547.1 | 413 | 166 | 115 | 1.89 | 195 | 477 | 1 | 8 | 19 |
| 2014 | 65 | 40-25 | .615 | 575.1 | 440 | 206 | 168 | 2.63 | 210 | 435 | 6 | 10 | 14 |
| 2015 | 65 | 40-25 | .615 | 570.2 | 543 | 304 | 259 | 4.08 | 282 | 484 | 2 | 5 | 15 |
| 2016 | 55 | 26-29 | .473 | 484.0 | 503 | 317 | 269 | 5.00 | 238 | 452 | 2 | 4 | 9 |
| 2017 | 64 | 45-19 | .703 | 564.0 | 486 | 254 | 226 | 3.61 | 207 | 619 | 2 | 7 | 14 |

Numbers in **Bold** indicate school records



Cliff Lee posted a 4-3 record in 2000 with the Razorbacks and went on to win the American League Cy Young Award in 2008.



Arkansas set a single-season record with 619 strikeouts in 2017. 96 came from the arm of Blaine Knight, who led the team with eight wins in 16 starts.



Matt Carnes recorded 301 strikeouts and 24 wins during his three-year career out of Miami (Okla.) High School.

YEAR-BY-YEAR LEADERS

HITTING (Min. 2.5 AB per game)

Batting Average

| Year | AVG | Player |
|------|------|--------------------|
| 1952 | .308 | Lyle Wilkerson |
| 1953 | .394 | Lamar McHan |
| 1954 | .333 | Preston Carpenter |
| 1955 | .359 | Joe Thompson |
| 1956 | .386 | Joe Kretschmar |
| 1957 | .400 | L. Drummonds |
| 1958 | .369 | L. Drummonds |
| 1959 | .320 | Pat Foster |
| 1960 | .341 | Jerry Carilton |
| | .341 | Pat Foster |
| 1961 | .375 | Jerry Carilton |
| 1962 | .382 | Jerry Carilton |
| 1963 | .371 | Jim Jay |
| 1964 | .383 | Mike Haynie |
| 1965 | .322 | Bill Gray |
| 1966 | .292 | Ronnie Tiffiee |
| 1967 | .341 | Fredy Washington |
| 1968 | .352 | Mike Pryor |
| 1969 | .417 | Bill Dorothy |
| 1970 | .342 | Mike Pryor |
| 1971 | .326 | David Marshall |
| 1972 | .327 | Stan Ley |
| 1973 | .395 | Keith Cochran |
| 1974 | .372 | John Jenkins |
| 1975 | .358 | Wally Erwin |
| 1976 | .350 | Bill Montgomery |
| 1977 | .301 | Arvis Harper |
| 1978 | .356 | Tim Lollar |
| 1979 | .357 | Ed Wallace |
| 1980 | .386 | Kevin McReynolds |
| 1981 | .378 | Billy Dees |
| 1982 | .367 | Dave Van Horn |
| 1983 | .362 | Tom Pagnozzi |
| 1984 | .383 | Jeff King |
| 1985 | .366 | Jeff King |
| 1986 | .397 | Ralph Kraus |
| 1987 | .393 | Jim Kremers |
| 1988 | .337 | Randy Bobb |
| 1989 | .383 | Scott Pose |
| 1990 | .387 | Greg D'Alexander |
| 1991 | .354 | Mark Johnson |
| 1992 | .335 | Scott Epps |
| 1993 | .335 | Allen Williams |
| 1994 | .353 | Kyle Harris |
| 1995 | .371 | Ty Bilderback |
| 1996 | .391 | Matt Erickson |
| 1997 | .425 | Jeremy Jackson |
| 1998 | .365 | Eric Hinske |
| 1999 | .338 | Joe Jester |
| 2000 | .356 | Scott Crossett |
| 2001 | .357 | Jeff Hoefler |
| 2002 | .316 | Scott Bridges |
| 2003 | .332 | Clay Goodwin |
| 2004 | .319 | Clay Goodwin |
| 2005 | .341 | Danny Hamblin |
| 2006 | .326 | Craig Gentry |
| 2007 | .347 | Logan Forsythe |
| 2008 | .366 | Chase Leavitt |
| 2009 | .319 | Andy Wilkins |
| 2010 | .429 | Zack Cox |
| 2011 | .335 | Dominic Ficociello |
| 2012 | .323 | Matt Reynolds |
| 2013 | .325 | Brian Anderson |
| 2014 | .328 | Brian Anderson |
| 2015 | .376 | Andrew Benintendi |
| 2016 | .332 | Carson Shaddy |
| 2017 | .338 | Jax Biggers |

At Bats

| Year | AB | Player |
|------|-----|------------------|
| 1967 | 102 | Randy Marshall |
| 1968 | 76 | Bill Brill |
| 1969 | 104 | Mike Pryor |
| 1970 | 98 | Fred Wanger |
| 1971 | 141 | Stan Ley |
| | 141 | David Marshall |
| 1972 | 110 | Stan Ley |
| 1973 | 95 | Thurman Smith |
| 1974 | 137 | Doug Pogue |
| 1975 | 134 | Ralph Bradbury |
| 1976 | 171 | Ralph Bradbury |
| 1977 | 187 | Ralph Bradbury |
| 1978 | 154 | Johnny Ray |
| 1979 | 235 | Johnny Ray |
| 1980 | 220 | Kevin McReynolds |
| 1981 | 196 | Billy Dees |
| 1982 | 202 | Keith Longoria |
| 1983 | 250 | Brett Harrison |
| 1984 | 196 | Jeff King |
| 1985 | 254 | Jeff King |
| 1986 | 235 | Dave Patterson |
| 1987 | 241 | Andy Skeels |
| 1988 | 215 | Jim Kremers |
| 1989 | 242 | Greg D'Alexander |
| 1990 | 247 | Kirk Piskor |

| | | |
|------|-----|-----------------|
| 1991 | 226 | Mark Johnson |
| 1992 | 229 | Allen Williams |
| 1993 | 212 | Allen Williams |
| 1994 | 243 | Kenderick Moore |
| 1995 | 252 | Kenderick Moore |
| 1996 | 255 | Jason McConnell |
| 1997 | 251 | Jason McConnell |
| 1998 | 233 | Eric Hinske |
| 1999 | 269 | Rodney Nye |
| 2000 | 203 | Brian Kirby |
| 2001 | 202 | Brian Kirby |
| 2002 | 224 | Michael Conner |
| 2003 | 232 | Haas Pratt |
| 2004 | 258 | Haas Pratt |
| 2005 | 224 | Clay Goodwin |
| 2006 | 235 | Danny Hamblin |
| 2007 | 232 | Danny Hamblin |
| 2008 | 224 | Tim Smalling |
| 2009 | 241 | Scott Lyons |
| 2010 | 259 | Collin Kuhn |
| 2011 | 237 | Bo Bigham |
| 2012 | 264 | Tim Carver |
| 2013 | 236 | Tyler Spoon |
| 2014 | 241 | Brian Anderson |
| 2015 | 245 | Tyler Spoon |
| 2016 | 211 | Carson Shaddy |
| 2017 | 248 | Luke Bonfield |

Runs

| Year | Runs | Player |
|------|------|-------------------|
| 1967 | 31 | Fredy Washington |
| 1968 | 20 | Fredy Washington |
| 1969 | 26 | Mike Pryor |
| 1970 | 27 | H.A. Scott |
| 1971 | 38 | David Marshall |
| 1972 | 22 | Stan Ley |
| 1973 | 23 | Thurman Smith |
| 1974 | 27 | Dennis Lundquist |
| 1975 | 30 | Wally Erwin |
| 1976 | 31 | Bill Montgomery |
| 1977 | 27 | Arvis Harper |
| | 27 | Tim Lollar |
| 1978 | 27 | Shaun Lacey |
| | 27 | Johnny Ray |
| 1979 | 55 | Johnny Ray |
| 1980 | 57 | Kevin McReynolds |
| 1981 | 45 | Todd Zacher |
| 1982 | 65 | Gary Jones |
| 1983 | 71 | Scott Loseke |
| 1984 | 52 | Brett Harrison |
| 1985 | 64 | Jeff King |
| 1986 | 72 | Dave Patterson |
| 1987 | 70 | Andy Skeels |
| 1988 | 54 | Troy Eklund |
| 1989 | 62 | Troy Eklund |
| 1990 | 56 | Kirk Piskor |
| 1991 | 69 | Mark Johnson |
| 1992 | 50 | Allen Williams |
| 1993 | 59 | Allen Williams |
| 1994 | 58 | Allen Williams |
| 1995 | 61 | Ty Bilderback |
| 1996 | 78 | Jason McConnell |
| 1997 | 87 | Eric Hinske |
| 1998 | 65 | Jack Welsh |
| 1999 | 76 | Joe Jester |
| 2000 | 66 | Jack Welsh |
| 2001 | 39 | Michael Conner |
| 2002 | 52 | Michael Conner |
| 2003 | 50 | Ryan Fox |
| 2004 | 53 | Danny Hamblin |
| 2005 | 44 | Danny Hamblin |
| 2006 | 46 | Danny Hamblin |
| 2007 | 59 | Danny Hamblin |
| 2008 | 60 | Chase Leavitt |
| 2009 | 54 | Ben Tschepikow |
| 2010 | 67 | Zack Cox |
| 2011 | 44 | Collin Kuhn |
| 2012 | 48 | Matt Reynolds |
| 2013 | 47 | Brian Anderson |
| 2014 | 45 | Andrew Benintendi |
| 2015 | 62 | Andrew Benintendi |
| 2016 | 41 | Carson Shaddy |
| | 41 | Rick Nomura |
| 2017 | 54 | Chad Spanberger |

Hits

| Year | Hits | Player |
|------|------|------------------|
| 1967 | 31 | Fredy Washington |
| 1968 | 25 | Mike Pryor |
| 1969 | 40 | Bill Dorothy |
| 1970 | 33 | Fred Wanger |
| 1971 | 46 | David Marshall |
| 1972 | 36 | Stan Ley |
| 1973 | 30 | Keith Cochran |
| 1974 | 48 | John Jenkins |
| 1975 | 43 | Wally Erwin |
| 1976 | 31 | Bill Montgomery |
| 1977 | 44 | Arvis Harper |
| 1978 | 47 | Johnny Ray |

| | | |
|------|-----|--------------------|
| 1979 | 77 | Johnny Ray |
| 1980 | 85 | Kevin McReynolds |
| 1981 | 74 | Billy Dees |
| 1982 | 65 | Keith Longoria |
| 1983 | 88 | Tom Pagnozzi |
| 1984 | 75 | Jeff King |
| 1985 | 93 | Jeff King |
| 1986 | 91 | Ralph Kraus |
| | 91 | Dave Patterson |
| 1987 | 94 | Jim Kremers |
| 1988 | 70 | Randy Bobb |
| 1989 | 86 | Greg D'Alexander |
| 1990 | 89 | Kirk Piskor |
| 1991 | 80 | Mark Johnson |
| 1992 | 73 | Scott Epps |
| | 73 | Allen Williams |
| 1993 | 71 | Allen Williams |
| 1994 | 76 | Bob Hughes |
| 1995 | 80 | Kenderick Moore |
| 1996 | 97 | Matt Erickson |
| 1997 | 94 | Matt Erickson |
| | 94 | Jeremy Jackson |
| 1998 | 85 | Eric Hinske |
| 1999 | 89 | Joe Jester |
| 2000 | 67 | Scott Crossett |
| 2001 | 61 | Jeff Hoefler |
| 2002 | 64 | Michael Conner |
| 2003 | 72 | Haas Pratt |
| 2004 | 80 | Haas Pratt |
| 2005 | 75 | Danny Hamblin |
| 2006 | 68 | Danny Hamblin |
| 2007 | 78 | Logan Forsythe |
| 2008 | 65 | Logan Forsythe |
| 2009 | 76 | Ben Tschepikow |
| 2010 | 102 | Zack Cox |
| 2011 | 75 | Dominic Ficociello |
| 2012 | 79 | Tim Carver |
| 2013 | 68 | Brian Anderson |
| | 68 | Tyler Spoon |
| 2014 | 79 | Brian Anderson |
| 2015 | 85 | Andrew Benintendi |
| 2016 | 70 | Carson Shaddy |
| 2017 | 73 | Chad Spnaberger |

RBI

| Year | RBI | Player |
|------|-----|--------------------|
| 1967 | 21 | Bill Brill |
| 1968 | 16 | Fredy Washington |
| 1969 | 27 | H.A. Scott |
| 1970 | 30 | Fred Howard |
| 1971 | 29 | H.A. Scott |
| 1972 | 17 | Stephen Ballard |
| 1973 | 19 | Stephen Ballard |
| | 19 | Tommy Neal |
| 1974 | 28 | Dennis Lundquist |
| 1975 | 23 | Bill Montgomery |
| 1976 | 35 | Bill Montgomery |
| 1977 | 30 | Marc Brumble |
| 1978 | 28 | Arvis Harper |
| 1979 | 47 | Johnny Ray |
| 1976 | 35 | Bill Montgomery |
| 1977 | 30 | Marc Brumble |
| 1978 | 28 | Arvis Harper |
| 1979 | 47 | Johnny Ray |
| 1980 | 57 | Kevin McReynolds |
| 1981 | 50 | John Hennell |
| 1982 | 39 | Mike Robinson |
| 1983 | 50 | Tom Pagnozzi |
| 1984 | 55 | Jeff King |
| 1985 | 82 | Jeff King |
| 1986 | 67 | Jeff King |
| 1987 | 76 | Jim Kremers |
| | 76 | Andy Skeels |
| 1988 | 62 | Jim Kremers |
| 1989 | 66 | Greg D'Alexander |
| 1990 | 65 | Greg D'Alexander |
| 1991 | 51 | Mark Johnson |
| 1992 | 49 | Allen Williams |
| 1993 | 43 | Bob Hughes |
| 1994 | 62 | Bob Hughes |
| 1995 | 55 | Kit Pellow |
| 1996 | 66 | Kit Pellow |
| 1997 | 78 | Ryan Lundquist |
| 1998 | 71 | Eric Hinske |
| 1999 | 78 | Rodney Nye |
| 2000 | 46 | Kyle Washburn |
| 2001 | 38 | Kyle Washburn |
| 2002 | 53 | Ryan Fox |
| 2003 | 50 | Andrew Wishy |
| 2004 | 52 | Haas Pratt |
| 2005 | 49 | Danny Hamblin |
| 2006 | 68 | Danny Hamblin |
| 2007 | 71 | Casey Coon |
| 2008 | 48 | Brett Eibner |
| 2009 | 58 | Andy Wilkins |
| 2010 | 71 | Brett Eibner |
| 2011 | 50 | Dominic Ficociello |
| 2012 | 45 | Matt Reynolds |
| 2013 | 49 | Tyler Spoon |
| 2014 | 51 | Brian Anderson |

| | | |
|------|----|-------------------|
| 2015 | 57 | Andrew Benintendi |
| 2016 | 39 | Luke Bonfield |
| 2017 | 67 | Chad Spanberger |

Doubles

| Year | 2B | Player |
|------|----|--------------------|
| 1967 | 6 | Ronnie Tiffiee |
| | 6 | Fredy Washington |
| 1968 | 9 | Bill Brill |
| 1969 | 10 | Fred Wanger |
| 1970 | 7 | H.A. Scott |
| | 7 | Fred Wanger |
| 1971 | 12 | Stan Ley |
| 1972 | 9 | Stan Ley |
| 1973 | 7 | Keith Cochran |
| 1974 | 8 | Dennis Lundquist |
| | 8 | Doug Pogue |
| 1975 | 9 | Dennis Lundquist |
| 1976 | 13 | Jeff Hemm |
| 1977 | 10 | Tim Lollar |
| 1978 | 8 | Johnny Ray |
| 1979 | 17 | Marc Brumble |
| 1980 | 21 | John Hennell |
| 1981 | 18 | Billy Dees |
| | 18 | John Hennell |
| 1982 | 10 | Mike Robinson |
| | 10 | Chris Shaddy |
| 1983 | 16 | Tom Pagnozzi |
| 1984 | 15 | Jim Ward |
| 1985 | 26 | Jeff King |
| 1986 | 27 | Ralph Kraus |
| 1987 | 28 | Jim Kremers |
| 1988 | 20 | Jim Kremers |
| 1989 | 16 | Troy Eklund |
| 1990 | 18 | Greg D'Alexander |
| | 18 | Tim Thomas |
| 1991 | 21 | Mark Johnson |
| 1992 | 17 | Allen Williams |
| 1993 | 21 | Allen Williams |
| 1994 | 19 | Bob Hughes |
| 1995 | 16 | Kit Pellow |
| 1996 | 24 | Matt Erickson |
| 1997 | 27 | Matt Erickson |
| 1998 | 27 | Eric Hinske |
| 1999 | 20 | Joe Jester |
| | 20 | Ryan Lundquist |
| 2000 | 20 | Greg Blum |
| 2001 | 16 | Brian Kirby |
| 2002 | 14 | Ryan Fox |
| 2003 | 25 | Andrew Wishy |
| 2004 | 19 | Danny Hamblin |
| 2005 | 19 | Danny Hamblin |
| 2006 | 18 | Chris Hollensworth |
| 2007 | 16 | Logan Forsythe |
| | 16 | Jeff Nutt |
| 2008 | 15 | Ben Tschepikow |
| 2009 | 18 | Andy Wilkins |
| 2010 | 18 | Collin Kuhn |
| 2011 | 15 | Dominic Ficociello |
| 2012 | 20 | Matt Reynolds |
| 2013 | 12 | Brian Anderson |
| 2014 | 16 | Eric Fisher |
| 2015 | 20 | Tyler Spoon |
| 2016 | 14 | Rick Nomura |
| 2017 | 14 | Jax Biggers |
| | 14 | Grant Koch |

Triples

| Year | 3B | Player |
|------|----|------------------|
| 1967 | 2 | Ronnie Tiffiee |
| 1968 | 3 | Randy Marshall |
| 1969 | 3 | H.A. Scott |
| 1970 | 5 | Freddy Howard |
| 1971 | 8 | Stan Ley |
| | 8 | David Marshall |
| 1972 | 5 | Stan Ley |
| 1973 | 2 | Tommy Neal |
| | 2 | Greg Snowden |
| 1974 | 2 | John Jenkins |
| | 2 | Mike Kirkland |
| | 2 | Greg Snowden |
| 1975 | 6 | Wally Erwin |
| 1976 | 4 | Ralph Bradbury |
| 1977 | 5 | Arvis Harper |
| 1978 | 6 | Arvis Harper |
| 1979 | 12 | Johnny Ray |
| 1980 | 6 | Kevin McReynolds |
| 1981 | 7 | Chris Shaddy |
| 1982 | 6 | Gary Jones |
| 1983 | 8 | Scott Loseke |
| 1984 | 5 | Norm Roberts |
| 1985 | 7 | Norm Roberts |
| 1986 | 7 | Ralph Kraus |
| 1987 | 7 | Andy Skeels |
| 1988 | 6 | Scott Pose |
| 1989 | 12 | Troy Eklund |
| 1990 | 6 | Scott Epps |
| 1991 | 6 | Bubba Carpenter |
| | 6 | Mark Johnson |

YEAR-BY-YEAR LEADERS

| | | |
|------|---|-----------------|
| 1992 | 6 | Allen Williams |
| 1993 | 6 | Allen Williams |
| 1994 | 9 | Bob Hughes |
| 1995 | 6 | Ty Bilderback |
| 1996 | 7 | Jason McConnell |
| 1997 | 8 | Jeremy Jackson |
| 1998 | 3 | Brent Caldwell |
| 1999 | 3 | Jack Welsh |
| 2000 | 3 | Jeff Hoefler |
| | 3 | Kyle Washburn |
| 2001 | 2 | Ryan Fox |
| | 2 | Kyle Washburn |
| | 2 | Andrew Wishy |
| 2002 | 8 | Kirk McConnell |
| 2003 | 3 | Scott Bridges |
| | 3 | Clay Goodwin |
| 2004 | 3 | Jake Dugger |
| | 3 | Scott Hode |
| 2005 | 2 | Clay Goodwin |
| | 2 | Casey Rowlett |
| 2006 | 3 | Craig Gentry |
| 2007 | 2 | Logan Forsythe |
| | 2 | Brad Secrist |
| 2008 | 3 | Ben Tschepikow |
| 2009 | 4 | Ben Tschepikow |
| 2010 | 4 | Collin Kuhn |
| 2011 | 4 | Kyle Robinson |
| 2012 | 3 | Derrick Bleeker |
| | 3 | Jacob Morris |
| 2013 | 5 | Brian Anderson |
| 2014 | 3 | Brian Anderson |
| 2015 | 6 | Bobby Wernes |
| 2016 | 3 | Jake Arledge |
| 2017 | 4 | Jax Biggers |

Home Runs

| Year | HR | Player |
|-------------|-----------|-----------------------|
| 1967 | 4 | Bill Brill |
| 1968 | 3 | Randy Marshall |
| 1969 | 8 | Mike Pryor |
| 1970 | 3 | Bill Dorothy |
| | 3 | Mark Jones |
| | 3 | H.A. Scott |
| 1971 | 6 | Greg Palka |
| | 6 | H.A. Scott |
| 1972 | 4 | Barton Rhoades |
| 1973 | 4 | Mike Kirkland |
| 1974 | 5 | John Jenkins |
| 1975 | 1 | James Andree |
| | 1 | Jeff Hemm |
| | 1 | Dennis Lundquist |
| | 1 | Doug Pogue |
| 1976 | 5 | Bill Montgomery |
| 1977 | 6 | Marc Brumble |
| 1978 | 6 | Tim Lollar |
| 1979 | 8 | John Hennell |
| | 8 | Kevin McReynolds |
| 1980 | 10 | Kevin McReynolds |
| 1981 | 17 | Reggie Thomas |
| 1982 | 6 | Gary Jones |
| 1983 | 6 | Mike Robinson |
| 1984 | 8 | Jeff King |
| | 8 | Tony Laird |
| 1985 | 17 | Jeff King |
| 1986 | 17 | Jeff King |
| 1987 | 18 | Andy Steels |
| 1988 | 13 | Greg D'Alexander |
| 1989 | 9 | Troy Eklund |
| 1990 | 14 | Greg D'Alexander |
| 1991 | 7 | Kirk Piskor |
| 1992 | 10 | Scott Epps |
| 1993 | 7 | Allen Williams |
| 1994 | 6 | Steve Taft |
| | 6 | Allen Williams |
| 1995 | 12 | Kit Pellow |
| 1996 | 9 | Kenderick Moore |
| 1997 | 24 | Ryan Lundquist |
| 1998 | 15 | Rodney Nye |
| 1999 | 20 | Rodney Nye |
| 2000 | 9 | Brian Kirby |
| 2001 | 9 | Michael Conner |
| | 9 | Brian Kirby |
| 2002 | 17 | Michael Conner |
| 2003 | 19 | Ryan Fox |
| 2004 | 8 | Jake Dugger |
| | 8 | Danny Hamblin |
| | 8 | Haas Pratt |
| 2005 | 10 | Danny Hamblin |
| 2006 | 17 | Danny Hamblin |
| 2007 | 22 | Danny Hamblin |
| 2008 | 14 | Aaron Murphree |
| 2009 | 19 | Andy Wilkins |
| 2010 | 22 | Brett Eibner |
| 2011 | 10 | Kyle Robinson |
| 2012 | 7 | Matt Reynolds |
| 2013 | 4 | Brian Anderson |
| | 4 | Tyler Spoon |
| 2014 | 9 | Eric Fisher |
| 2015 | 20 | Andrew Benintendi |
| 2016 | 8 | Carson Shaddy |

| | | |
|------|----|-----------------|
| | 8 | Michael Bernal |
| | 8 | Luke Bonfield |
| 2017 | 20 | Chad Spanberger |

Stolen Bases

| Year | SB | Player |
|-------------|-----------|---------------------|
| 1967 | 6 | Terry Baker |
| 1968 | 12 | Fredy Washington |
| 1969 | 10 | Mike Pryor |
| 1970 | 16 | David Marshall |
| 1971 | 15 | H.A. Scott |
| 1972 | 6 | Keith Cochran |
| | 6 | Stan Ley |
| | 6 | Bruce Mitchell |
| | 6 | Thurman Smith |
| 1973 | 10 | Thurman Smith |
| 1974 | 9 | James Andree |
| 1975 | 18 | Wally Erwin |
| 1976 | 13 | Michael Watson |
| 1977 | 17 | Hank Thompson |
| 1978 | 24 | Shaun Lacey |
| 1979 | 19 | Larry Wallace |
| 1980 | 20 | Todd Zacher |
| 1981 | 20 | Don Carter |
| | 20 | Todd Zacher |
| 1982 | 35 | Gary Jones |
| 1983 | 42 | Scott Loseke |
| 1984 | 27 | Jim Ward |
| 1985 | 15 | Mike Loggins |
| 1986 | 17 | Darin Hernandez |
| 1987 | 26 | Dan Campbell |
| 1988 | 20 | Scott Pose |
| 1989 | 28 | Scott Pose |
| 1990 | 26 | Mark Johnson |
| 1991 | 23 | Mark Johnson |
| 1992 | 29 | Allen Williams |
| 1993 | 18 | Allen Williams |
| 1994 | 24 | Kenderick Moore |
| 1995 | 32 | Jeff Parsons |
| 1996 | 29 | Kenderick Moore |
| 1997 | 21 | Jason McConnell |
| 1998 | 19 | Eric Hinske |
| 1999 | 35 | Joe Jester |
| 2000 | 19 | Jack Welsh |
| 2001 | 13 | Michael Conner |
| 2002 | 13 | Scott Bridges |
| 2003 | 13 | Scott Bridges |
| 2004 | 24 | Scott Bridges |
| 2005 | 22 | Scott Bridges |
| 2006 | 16 | Craig Gentry |
| 2007 | 18 | Logan Forsythe |
| 2008 | 11 | Logan Forsythe |
| 2009 | 17 | Ben Tschepikow |
| 2010 | 17 | Collin Kuhn |
| 2011 | 24 | Tim Carver |
| 2012 | 16 | Matt Reynolds |
| 2013 | 8 | Matt Vinson |
| 2014 | 17 | Andrew Benintendi |
| 2015 | 24 | Andrew Benintendi |
| 2016 | 7 | Jake Arledge |
| 2017 | 7 | Jake Arledge |

PITCHING (min. 20% team games)

Victories

| Year | Wins | Player |
|-------------|-----------|----------------------|
| 1967 | 8 | Butch Hopkins |
| 1968 | 3 | Joe Fair |
| | 3 | Stephan Reagan |
| 1969 | 7 | Jerry Blackwood |
| 1970 | 6 | Terry Verhage |
| | 6 | Bill Wyles |
| 1971 | 7 | Terry Verhage |
| 1972 | 6 | Larry Paulsen |
| 1973 | 5 | Tim Brewer |
| | 5 | Larry Paulsen |
| 1974 | 5 | Gerald Hannahs |
| | 5 | Dennis Pugh |
| 1975 | 5 | Warren Hemm |
| | 5 | Richard Miller |
| 1976 | 8 | Warren Hemm |
| 1977 | 8 | Mark McClain |
| 1978 | 6 | Tim Lollar |
| 1979 | 13 | Rich Erwin |
| 1980 | 13 | Steve Krueger |
| 1981 | 11 | Scott Tabor |
| 1982 | 7 | Ed Myers |
| 1983 | 10 | Charlie Corbell |
| 1984 | 8 | Kevin Campbell |
| 1985 | 11 | Fred Farwell |
| 1986 | 9 | Steve Parker |
| 1987 | 11 | John Cebuhar |
| 1988 | 11 | Bobby Edwards |
| 1989 | 10 | Dennis Fletcher |
| | 10 | Mike Oquist |
| 1990 | 10 | Doug Bennett |
| 1991 | 6 | Doug Bennett |
| | 6 | Brian Cook |
| 1992 | 8 | Scott Brocail |

| | | |
|------|----|-------------------|
| 1993 | 9 | Brian Cook |
| 1994 | 8 | Scott Cunningham |
| 1995 | 9 | Alan Mahaffey |
| 1996 | 10 | Matt Carnes |
| 1997 | 7 | Matt Carnes |
| | 7 | Lance Franks |
| 1998 | 10 | David Walling |
| 1999 | 10 | David Walling |
| 2000 | 4 | Gary Hogan Jr. |
| | 4 | Cliff Lee |
| 2001 | 4 | Scott Roehl |
| 2002 | 7 | Charlie Isaacson |
| 2003 | 8 | Scott Roehl |
| 2004 | 10 | Charley Boyce |
| | 10 | Jay Sawatski |
| 2005 | 11 | Charley Boyce |
| 2006 | 9 | Nick Schmidt |
| 2007 | 11 | Nick Schmidt |
| 2008 | 5 | Cliff Springston |
| 2009 | 9 | Dallas Keuchel |
| 2010 | 9 | Drew Smyly |
| 2011 | 10 | DJ Baxendale |
| 2012 | 8 | DJ Baxendale |
| | 8 | Ryne Stanek |
| 2013 | 10 | Ryne Stanek |
| 2014 | 9 | Chris Oliver |
| 2015 | 7 | Jackson Lowery |
| 2016 | 5 | Dominic Taccolini |
| 2017 | 8 | Blaine Knight |

ERA

| Year | ERA | Player |
|-------------|-------------|---------------------|
| 1967 | 3.48 | John Tyra |
| 1968 | | not available |
| 1969 | 2.08 | Jerry Blackwood |
| 1970 | 2.67 | Freddy Howard |
| 1971 | 1.79 | Gerald Hannahs |
| 1972 | 2.23 | Larry Paulsen |
| 1973 | 1.91 | Tim Brewer |
| 1974 | 3.16 | Gerald Hannahs |
| 1975 | 3.28 | Richard Miller |
| 1976 | 2.23 | Rich Erwin |
| 1977 | 1.16 | Bill Bakewell |
| 1978 | 1.37 | Bill Bakewell |
| 1979 | 1.73 | Steve Krueger |
| 1980 | 1.40 | John Stanley |
| 1981 | 2.38 | Scott Tabor |
| 1982 | 2.59 | Scott Tabor |
| 1983 | 2.88 | Charlie Corbell |
| 1984 | 2.36 | Dera Clark |
| 1985 | 2.53 | Tim Dietz |
| 1986 | 2.30 | Steve Parker |
| 1987 | 2.73 | Dennis Fletcher |
| 1988 | 4.42 | Bobby Edwards |
| 1989 | 2.68 | Phillip Stidham |
| 1990 | 0.95 | Phillip Stidham |
| 1991 | 1.20 | Phillip Stidham |
| 1992 | 3.08 | Lyle Beckemeyer |
| 1993 | 2.88 | Brian Cook |
| 1994 | 3.08 | Scott Brocail |
| 1995 | 2.20 | Rob Quarnstrom |
| 1996 | 2.14 | Brian Rogers |
| 1997 | 4.52 | Lance Franks |
| 1998 | 2.77 | Kevin Vent |
| 1999 | 3.16 | Charlie Isaacson |
| 2000 | 4.25 | Jeremy Rankin |
| 2001 | 2.32 | Scott Woods |
| 2002 | 2.62 | Scott Woods |
| 2003 | 2.67 | Boyd Goodner |
| 2004 | 1.50 | Boyd Goodner |
| 2005 | 2.80 | Nick Schmidt |
| 2006 | 2.77 | Shaun Seibert |
| 2007 | 2.69 | Nick Schmidt |
| 2008 | 3.90 | Cliff Springston |
| 2009 | 2.19 | Stephen Richards |
| 2010 | 2.11 | Christian Kowalchuk |
| 2011 | 1.58 | DJ Baxendale |
| 2012 | 1.38 | Colby Suggs |
| 2013 | 1.39 | Ryne Stanek |
| 2014 | 0.74 | Michael Gunn |
| 2015 | 2.10 | Zach Jackson |
| 2016 | 2.98 | Blaine Knight |
| 2017 | 2.00 | Matt Cronin |

Innings Pitched

| Year | IP | Player |
|-------------|--------------|-------------------|
| 1967 | 68.2 | Butch Hopkins |
| 1968 | | not available |
| 1969 | 66.0 | Butch Hopkins |
| 1970 | 76.0 | Terry Verhage |
| 1971 | 75.0 | Terry Verhage |
| 1972 | 84.2 | Larry Paulsen |
| 1973 | 48.0 | Larry Paulsen |
| 1974 | 68.1 | Gerald Hannahs |
| 1975 | 74.0 | Richard Miller |
| 1976 | 90.0 | Warren Hemm |
| 1977 | 76.2 | Mark McClain |
| 1978 | 79.1 | David Rhodes |
| 1979 | 124.0 | Rich Erwin |

| | | |
|------|-------|-------------------|
| 1980 | 96.0 | Steve Krueger |
| 1981 | 109.2 | Scott Tabor |
| 1982 | 80.2 | Charlie Corbell |
| 1983 | 115.2 | Charlie Corbell |
| 1984 | 86.1 | Kevin Campbell |
| 1985 | 120.2 | Fred Farwell |
| 1986 | 101.2 | Kevin Campbell |
| 1987 | 115.2 | John Cebuhar |
| 1988 | 93.2 | Bobby Edwards |
| 1989 | 109.0 | Mike Oquist |
| 1990 | 96.0 | Doug Bennett |
| 1991 | 60.0 | Phillip Stidham |
| 1992 | 92.2 | Scott Brocail |
| 1993 | 97.0 | Brent Birch |
| 1994 | 116.1 | Scott Cunningham |
| 1995 | 100.0 | Alan Mahaffey |
| 1996 | 117.0 | Matt Carnes |
| 1997 | 96.1 | Matt Carnes |
| 1998 | 103.1 | David Walling |
| 1999 | 121.1 | David Walling |
| 2000 | 65.0 | Gary Hogan Jr. |
| 2001 | 82.0 | Charlie Isaacson |
| 2002 | 90.1 | Charlie Isaacson |
| 2003 | 93.1 | Jarrett Gardner |
| 2004 | 115.1 | Charley Boyce |
| 2005 | 122.1 | Charley Boyce |
| 2006 | 116.2 | Nick Schmidt |
| 2007 | 124.0 | Nick Schmidt |
| 2008 | 87.2 | Cliff Springston |
| 2009 | 108.0 | Dallas Keuchel |
| 2010 | 103.0 | Drew Smyly |
| 2011 | 85.1 | DJ Baxendale |
| 2012 | 107.0 | DJ Baxendale |
| 2013 | 97.1 | Ryne Stanek |
| 2014 | 94.0 | Trey Killian |
| 2015 | 87.0 | Trey Killian |
| | 87.0 | Keaton McKinney |
| 2016 | 72.0 | Dominic Taccolini |
| 2017 | 91.0 | Trevor Stephan |

Strikeouts

| Year | K | Player |
|-------------|------------|----------------------|
| 1967 | 91 | Butch Hopkins |
| 1968 | | not available |
| 1969 | 65 | Butch Hopkins |
| 1970 | 59 | Terry Verhage |
| 1971 | 55 | Terry Verhage |
| 1972 | 78 | Larry Paulsen |
| 1973 | 48 | Larry Paulsen |
| 1974 | 83 | Gerald Hannahs |
| 1975 | 75 | Richard Miller |
| 1976 | 66 | Warren Hemm |
| 1977 | 53 | David Rhodes |
| 1978 | 73 | David Rhodes |
| 1979 | 75 | Rich Erwin |
| 1980 | 74 | Steve Krueger |
| 1981 | 65 | Scott Tabor |
| 1982 | 76 | Darrell Akerfelds |
| 1983 | 51 | Les Lancaster |
| 1984 | 61 | Kevin Campbell |
| 1985 | 90 | Fred Farwell |
| 1986 | 72 | Kevin Campbell |
| 1987 | 106 | John Cebuhar |
| 1988 | 76 | Bobby Edwards |
| 1989 | 93 | Mike Oquist |
| 1990 | 86 | Doug Bennett |
| 1991 | 56 | Matt Wagner |
| 1992 | 63 | Scott Brocail |
| 1993 | 84 | Brent Birch |
| 1994 | 87 | Scott Cunningham |
| 1995 | 111 | Matt Carnes |
| 1996 | 105 | Matt Carnes |
| 1997 | 85 | Matt Carnes |
| 1998 | 128 | David Walling |
| 1999 | 155 | David Walling |
| 2000 | 77 | Cliff Lee |
| 2001 | 63 | Charlie Isaacson |
| 2002 | 62 | Gary Hogan, Jr. |
| 2003 | 59 | Charley Boyce |
| 2004 | 86 | Jay Sawatski |
| 2005 | 89 | Nick Schmidt |
| 2006 | 145 | Nick Schmidt |
| 2007 | 128 | Jess Todd |
| 2008 | 76 | Justin Wells |
| 2009 | 79 | Mike Bolsinger |
| 2010 | 114 | Drew Smyly |
| 2011 | 77 | DJ Baxendale |
| 2012 | 96 | DJ Baxendale |
| 2013 | 79 | Ryne Stanek |
| 2014 | 68 | Jalen Beeks |
| 2015 | 89 | Zach Jackson |
| 2016 | 66 | Zach Jackson |
| 2017 | 120 | Trevor Stephan |

Bold denotes Arkansas modern-era record (since 1967).

ARKANSAS VS. ALL OPPONENTS

| Opponent | G | W | L | Win% | ^UA | ^OPP | Home | Away | Neu. |
|--------------------------|------------|-----------|-----------|--------------|------------|------------|--------------|---------------|-------------|
| Ablene Christian | 2 | 2 | 0 | 1.000 | 15 | 4 | 2-0 | 0-0 | 0-0 |
| Air Force | 2 | 1 | 1 | .500 | 18 | 2 | 0-0 | 0-0 | 1-1 |
| Alabama | 85 | 38 | 47 | .447 | 455 | 493 | 21-18 | 14-24 | 3-5 |
| Alabama A&M | 2 | 2 | 0 | 1.000 | 33 | 2 | 2-0 | 0-0 | 0-0 |
| Albany | 1 | 1 | 0 | 1.000 | 9 | 0 | 1-0 | 0-0 | 0-0 |
| Alcorn State | 3 | 3 | 0 | 1.000 | 23 | 6 | 3-0 | 0-0 | 0-0 |
| American Christian | 4 | 1 | 3 | .250 | 3 | 9 | 1-3 | 0-0 | 0-0 |
| Appalachian State | 3 | 3 | 0 | 1.000 | 27 | 11 | 3-0 | 0-0 | 0-0 |
| Arizona | 6 | 2 | 4 | .333 | 33 | 31 | 0-0 | 1-2 | 1-2 |
| Arizona State | 11 | 3 | 8 | .273 | 47 | 64 | 2-0 | 0-5 | 1-3 |
| Auburn | 87 | 41 | 46 | .471 | 528 | 548 | 21-18 | 16-23 | 4-5 |
| Baker | 8 | 7 | 1 | .875 | 65 | 18 | 7-1 | 0-0 | 0-0 |
| Ball State | 3 | 2 | 1 | .667 | 21 | 10 | 2-1 | 0-0 | 0-0 |
| Baylor | 66 | 38 | 28 | .576 | 386 | 317 | 22-7 | 14-19 | 2-2 |
| Belhaven | 3 | 2 | 1 | .667 | 10 | 11 | 0-0 | 2-1 | 0-0 |
| Benedictine | 1 | 1 | 0 | 1.000 | 9 | 0 | 1-0 | 0-0 | 0-0 |
| Binghamton | 3 | 3 | 0 | 1.000 | 15 | 3 | 3-0 | 0-0 | 0-0 |
| Bryant | 5 | 4 | 1 | .800 | 40 | 21 | 3-0 | 0-0 | 1-1 |
| Bucknell | 2 | 2 | 0 | 1.000 | 20 | 7 | 0-0 | 0-0 | 2-0 |
| Buena Vista | 22 | 14 | 8 | .636 | 149 | 111 | 13-8 | 0-0 | 1-0 |
| BYU | 3 | 2 | 1 | .667 | 18 | 7 | 2-0 | 0-0 | 0-1 |
| California | 9 | 4 | 5 | .444 | 45 | 46 | 2-1 | 2-3 | 0-1 |
| Cal State Fullerton | 4 | 1 | 3 | .250 | 26 | 27 | 0-0 | 0-0 | 1-3 |
| Cal State Northridge | 3 | 3 | 0 | 1.000 | 22 | 12 | 3-0 | 0-0 | 0-0 |
| Carthage* | 2 | 1 | 0 | .750 | 10 | 3 | 1-0-1 | 0-0 | 0-0 |
| Centenary | 40 | 32 | 8 | .800 | 363 | 181 | 20-4 | 12-4 | 0-0 |
| Central Michigan | 5 | 5 | 0 | 1.000 | 30 | 12 | 5-0 | 0-0 | 0-0 |
| Central Missouri | 9 | 9 | 0 | 1.000 | 89 | 38 | 9-0 | 0-0 | 0-0 |
| Central Oklahoma | 1 | 1 | 0 | 1.000 | 6 | 2 | 1-0 | 0-0 | 0-0 |
| Charlotte | 2 | 1 | 1 | .500 | 13 | 6 | 0-0 | 0-0 | 1-1 |
| Clemson | 6 | 3 | 3 | .500 | 34 | 40 | 0-1 | 1-2 | 2-0 |
| Coastal Carolina | 3 | 1 | 2 | .333 | 16 | 22 | 1-2 | 0-0 | 0-0 |
| Colorado | 2 | 2 | 0 | 1.000 | 25 | 4 | 2-0 | 0-0 | 0-0 |
| Creighton | 15 | 10 | 5 | .667 | 78 | 46 | 5-1 | 5-4 | 0-0 |
| Dallas Baptist | 18 | 11 | 7 | .611 | 127 | 95 | 9-5 | 1-0 | 1-2 |
| Delaware | 3 | 3 | 0 | 1.000 | 22 | 15 | 1-0 | 0-0 | 2-0 |
| Delaware State | 3 | 3 | 0 | 1.000 | 24 | 2 | 3-0 | 0-0 | 0-0 |
| Delta State | 5 | 2 | 3 | .400 | 27 | 38 | 0-0 | 2-3 | 0-0 |
| Drake | 6 | 5 | 1 | .833 | 39 | 27 | 5-1 | 0-0 | 0-0 |
| Eastern Illinois | 28 | 26 | 2 | .929 | 255 | 68 | 26-2 | 0-0 | 0-0 |
| Eastern Kentucky | 1 | 1 | 0 | 1.000 | 20 | 13 | 0-0 | 0-0 | 1-0 |
| Eastern Michigan | 15 | 14 | 1 | .933 | 104 | 48 | 7-0 | 0-0 | 7-1 |
| East Texas Baptist | 2 | 0 | 2 | .000 | 1 | 6 | 0-0 | 0-2 | 0-0 |
| Eckerd | 1 | 1 | 0 | 1.000 | 8 | 2 | 0-0 | 0-0 | 1-0 |
| Emporia State | 13 | 8 | 5 | .615 | 109 | 91 | 5-1 | 2-4 | 1-0 |
| Evangel | 20 | 20 | 0 | 1.000 | 166 | 33 | 12-0 | 8-0 | 0-0 |
| Evensville | 11 | 9 | 2 | .818 | 78 | 42 | 9-2 | 0-0 | 0-0 |
| Florida | 59 | 29 | 30 | .492 | 331 | 295 | 13-11 | 11-16 | 5-3 |
| Florida Southern | 3 | 2 | 1 | .667 | 21 | 9 | 0-0 | 2-1 | 0-0 |
| Florida State | 5 | 5 | 0 | 1.000 | 34 | 23 | 2-0 | 3-0 | 0-0 |
| Fordham | 1 | 0 | 1 | .000 | 5 | 8 | 0-0 | 0-0 | 0-1 |
| Fresno State | 1 | 1 | 0 | 1.000 | 6 | 4 | 0-0 | 1-0 | 0-0 |
| George Mason | 2 | 2 | 0 | 1.000 | 17 | 10 | 0-0 | 0-0 | 2-0 |
| George Washington | 3 | 3 | 0 | 1.000 | 25 | 14 | 0-0 | 0-0 | 3-0 |
| Georgia | 54 | 33 | 21 | .611 | 366 | 267 | 20-7 | 12-13 | 1-1 |
| Georgia Tech | 3 | 1 | 2 | .333 | 9 | 10 | 0-0 | 0-0 | 1-2 |
| Gonzaga | 8 | 3 | 5 | .375 | 31 | 52 | 2-3 | 0-1 | 1-1 |
| Grambling State | 5 | 5 | 0 | 1.000 | 48 | 16 | 5-0 | 0-0 | 0-0 |
| Grand Canyon | 2 | 2 | 0 | 1.000 | 17 | 3 | 2-0 | 0-0 | 0-0 |
| Hawaii | 8 | 4 | 4 | .500 | 51 | 46 | 0-0 | 4-4 | 0-0 |
| Hawaii Pacific | 4 | 3 | 1 | .750 | 31 | 19 | 0-0 | 3-1 | 0-0 |
| Houston | 65 | 38 | 27 | .585 | 383 | 315 | 17-7 | 14-16 | 7-4 |
| Illinois | 3 | 3 | 0 | 1.000 | 33 | 12 | 2-0 | 0-0 | 1-0 |
| Illinois-Chicago | 8 | 7 | 1 | .875 | 63 | 35 | 7-1 | 0-0 | 0-0 |
| Illinois State | 6 | 5 | 1 | .833 | 66 | 33 | 5-1 | 0-0 | 0-0 |
| Indiana | 2 | 1 | 1 | .500 | 8 | 16 | 1-0 | 0-0 | 0-1 |
| Indiana State | 15 | 11 | 4 | .733 | 89 | 68 | 9-3 | 2-1 | 0-0 |
| Iowa | 2 | 2 | 0 | 1.000 | 33 | 10 | 1-0 | 0-0 | 1-0 |
| Iowa State | 11 | 11 | 0 | 1.000 | 116 | 34 | 11-0 | 0-0 | 0-0 |
| Kansas | 48 | 36 | 12 | .750 | 352 | 215 | 33-9 | 3-3 | 0-0 |
| Kansas State | 50 | 30 | 20 | .600 | 347 | 243 | 28-14 | 0-5 | 2-1 |
| Kent State | 1 | 1 | 0 | 1.000 | 8 | 1 | 0-0 | 0-0 | 1-0 |
| Kentucky | 64 | 39 | 25 | .609 | 437 | 362 | 20-10 | 17-13 | 2-2 |
| Lamar | 8 | 5 | 3 | .625 | 57 | 46 | 5-1 | 0-0 | 0-2 |
| Le Moyne | 3 | 2 | 1 | .667 | 15 | 13 | 1-0 | 0-0 | 1-1 |
| Liberty | 1 | 1 | 0 | 1.000 | 3 | 2 | 0-0 | 0-0 | 1-0 |
| Lincoln | 2 | 2 | 0 | 1.000 | 18 | 2 | 2-0 | 0-0 | 0-0 |
| Long Beach State | 13 | 6 | 7 | .461 | 73 | 83 | 4-3 | 2-4 | 0-0 |
| Louisiana College | 1 | 0 | 1 | .000 | 5 | 12 | 0-0 | 0-1 | 0-0 |
| Louisiana-Lafayette | 5 | 1 | 4 | .200 | 22 | 32 | 1-0 | 0-2 | 0-2 |
| Louisiana Tech | 28 | 23 | 5 | .821 | 229 | 119 | 11-1 | 7-3 | 5-1 |
| Loyola (La.) | 2 | 0 | 2 | .000 | 11 | 20 | 0-0 | 0-2 | 0-0 |
| Loyola Marymount | 4 | 2 | 2 | .500 | 18 | 25 | 2-1 | 0-0 | 0-1 |
| LSU | 101 | 31 | 70 | .307 | 479 | 711 | 16-24 | 11-34 | 4-12 |
| Lubbock Christian | 4 | 4 | 0 | 1.000 | 47 | 9 | 4-0 | 0-0 | 0-0 |
| Luther | 4 | 4 | 0 | 1.000 | 34 | 9 | 4-0 | 0-0 | 0-0 |
| Maine | 1 | 1 | 0 | 1.000 | 14 | 0 | 0-0 | 0-0 | 1-0 |
| Maryland | 1 | 0 | 1 | .000 | 6 | 13 | 0-0 | 0-0 | 0-1 |
| Memphis* | 38 | 24 | 13 | .632 | 222 | 166 | 11-3 | 11-7-1 | 2-3 |
| Miami (Fla.) | 5 | 0 | 5 | .000 | 8 | 23 | 0-0 | 0-3 | 0-2 |
| Miami (Ohio) | 6 | 6 | 0 | 1.000 | 23 | 13 | 5-0 | 0-0 | 1-0 |
| Mankato State | 4 | 3 | 1 | .750 | 11 | 11 | 3-1 | 0-0 | 0-0 |
| McNeese State | 9 | 6 | 3 | .667 | 53 | 42 | 4-3 | 2-0 | 0-0 |
| Middle Tennessee | 1 | 1 | 0 | 1.000 | 10 | 7 | 0-0 | 0-0 | 1-0 |
| Minnesota | 10 | 7 | 3 | .700 | 59 | 53 | 4-0 | 2-2 | 1-1 |
| Mississippi College | 4 | 2 | 2 | .500 | 20 | 10 | 0-0 | 2-2 | 0-0 |
| Mississippi State | 99 | 46 | 53 | .465 | 568 | 596 | 22-18 | 16-26 | 9-9 |
| Miss. Valley State | 10 | 10 | 0 | 1.000 | 104 | 10 | 8-0 | 0-0 | 2-0 |
| Missouri | 32 | 18 | 14 | .563 | 190 | 221 | 8-4 | 9-6 | 1-4 |
| Missouri Southern* | 46 | 44 | 1 | .967 | 471 | 145 | 43-0-1 | 1-1 | 0-0 |
| Missouri State | 79 | 53 | 26 | .671 | 514 | 375 | 35-13 | 18-12 | 0-1 |
| Missouri-St. Louis | 2 | 2 | 0 | 1.000 | 25 | 4 | 2-0 | 0-0 | 0-0 |
| Missouri Valley | 1 | 1 | 0 | 1.000 | 7 | 1 | 1-0 | 0-0 | 0-0 |
| Missouri Western | 18 | 17 | 1 | .944 | 157 | 37 | 17-1 | 0-0 | 0-0 |
| Morningside | 2 | 1 | 1 | .500 | 41 | 17 | 1-1 | 0-0 | 0-0 |
| Murray State | 2 | 2 | 0 | 1.000 | 12 | 5 | 2-0 | 0-0 | 0-0 |
| Navy | 2 | 2 | 0 | 1.000 | 14 | 5 | 0-0 | 0-0 | 2-0 |
| Nebraska | 21 | 10 | 11 | .476 | 111 | 112 | 8-7 | 1-3 | 1-1 |
| Nebraska-Kearney | 2 | 1 | 1 | .500 | 5 | 4 | 1-1 | 0-0 | 0-0 |
| Nevada | 1 | 1 | 0 | 1.000 | 10 | 2 | 1-0 | 0-0 | 0-0 |

| Opponent | G | W | L | Win% | ^UA | ^OPP | Home | Away | Neu. |
|----------------------------|-----------|-----------|-----------|-------------|------------|------------|--------------|--------------|-------------|
| New Mexico | 9 | 7 | 2 | .778 | 43 | 24 | 3-1 | 1-0 | 3-1 |
| New Mexico State | 2 | 2 | 0 | 1.000 | 16 | 7 | 0-0 | 1-0 | 1-0 |
| New Orleans | 5 | 3 | 2 | .600 | 30 | 18 | 3-0 | 0-1 | 0-1 |
| Nicholls State | 1 | 0 | 1 | .000 | 3 | 5 | 0-0 | 0-1 | 0-0 |
| North Carolina | 1 | 1 | 0 | 1.000 | 7 | 3 | 0-0 | 0-0 | 1-0 |
| North Dakota | 3 | 3 | 0 | 1.000 | 36 | 7 | 3-0 | 0-0 | 0-0 |
| North Dakota State | 2 | 2 | 0 | 1.000 | 20 | 3 | 2-0 | 0-0 | 0-0 |
| Northeastern State | 27 | 25 | 2 | .926 | 219 | 77 | 25-2 | 0-0 | 0-0 |
| Northern Colorado | 8 | 7 | 1 | .875 | 61 | 28 | 7-1 | 0-0 | 0-0 |
| Northern Illinois | 3 | 3 | 0 | 1.000 | 34 | 10 | 3-0 | 0-0 | 0-0 |
| Northern Iowa | 5 | 5 | 0 | 1.000 | 62 | 9 | 5-0 | 0-0 | 0-0 |
| North Texas | 11 | 11 | 0 | 1.000 | 110 | 15 | 11-0 | 0-0 | 0-0 |
| Northwestern State | 19 | 17 | 2 | .894 | 135 | 79 | 9-1 | 5-1 | 3-0 |
| Northwest Mo. State* | 11 | 9 | 1 | .864 | 79 | 43 | 9-1-1 | 0-0 | 0-0 |
| Northwood Institute | 1 | 1 | 0 | 1.000 | 9 | 1 | 1-0 | 0-0 | 0-0 |
| Notre Dame | 3 | 2 | 1 | .667 | 16 | 13 | 1-0 | 0-0 | 1-1 |
| Ohio State | 1 | 1 | 0 | 1.000 | 8 | 6 | 0-0 | 0-0 | 1-0 |
| Oklahoma | 25 | 14 | 11 | .560 | 152 | 123 | 6-2 | 7-9 | 1-0 |
| Oklahoma Baptist | 9 | 6 | 3 | .667 | 45 | 40 | 4-2 | 2-1 | 0-0 |
| Oklahoma Christian | 1 | 1 | 0 | 1.000 | 14 | 4 | 1-0 | 0-0 | 0-0 |
| Oklahoma City | 24 | 23 | 1 | .958 | 217 | 82 | 15-0 | 8-1 | 0-0 |
| Oklahoma State | 43 | 18 | 25 | .419 | 245 | 296 | 9-9 | 7-10 | 2-6 |
| Ole Miss | 88 | 46 | 42 | .523 | 512 | 464 | 21-19 | 20-19 | 5-4 |
| Omaha | 2 | 0 | 2 | .000 | 10 | 15 | 0-2 | 0-0 | 0-0 |
| Oral Roberts | 103 | 68 | 35 | .660 | 693 | 472 | 37-14 | 28-20 | 3-1 |
| Oregon State | 3 | 2 | 1 | .667 | 9 | 8 | 0-0 | 0-0 | 2-1 |
| Pacific | 1 | 0 | 1 | .000 | 3 | 4 | 0-0 | 0-0 | 0-1 |
| Pacific Lutheran | 1 | 1 | 0 | 1.000 | 8 | 1 | 0-0 | 0-0 | 1-0 |
| Penn State | 1 | 1 | 0 | 1.000 | 2 | 1 | 0-0 | 0-0 | 1-0 |
| Pepperdine | 2 | 1 | 1 | .500 | 8 | 8 | 0-0 | 0-0 | 1-1 |
| Pittsburg State | 15 | 15 | 0 | 1.000 | 111 | 27 | 11-0 | 4-0 | 0-0 |
| Princeton | 1 | 1 | 0 | 1.000 | 6 | 2 | 1-0 | 0-0 | 0-0 |
| Rice* | 61 | 42 | 18 | .697 | 337 | 220 | 23-4-1 | 16-11 | 3-3 |
| Rhode Island | 3 | 2 | 1 | .667 | 8 | 7 | 2-1 | 0-0 | 0-0 |
| Saint Louis | 9 | 9 | 0 | 1.000 | 127 | 46 | 8-0 | 1-0 | 0-0 |
| Sam Houston State | 2 | 2 | 0 | 1.000 | 10 | 5 | 0-0 | 0-0 | 2-0 |
| San Diego State | 9 | 8 | 1 | .889 | 54 | 25 | 4-0 | 3-1 | 1-0 |
| San Francisco | 1 | 0 | 1 | .000 | 1 | 2 | 0-0 | 0-0 | 0-1 |
| San Jose State | 2 | 2 | 0 | 1.000 | 19 | 12 | 0-0 | 2-0 | 0-0 |
| Santa Clara | 1 | 1 | 0 | 1.000 | 10 | 3 | 0-0 | 0-0 | 1-0 |
| School of the Ozarks | 9 | 8 | 1 | .889 | 81 | 24 | 8-1 | 0-0 | 0-0 |
| Siena | 3 | 3 | 0 | 1.000 | 41 | 11 | 3-0 | 0-0 | 0-0 |
| SIU-Edwardsville | 2 | 1 | 1 | .500 | 9 | 8 | 1-1 | 0-0 | 0-0 |
| SMU | 26 | 22 | 4 | .846 | 135 | 71 | 11-0 | 11-4 | 0-0 |
| South Alabama | 5 | 3 | 2 | .600 | 31 | 14 | 1-2 | 2-0 | 0-0 |
| South Carolina | 69 | 37 | 32 | .536 | 398 | 406 | 18-10 | 14-16 | 5-6 |
| South Dakota | 6 | 6 | 0 | 1.000 | 48 | 6 | 6-0 | 0-0 | 0-0 |
| South Dakota State | 4 | 3 | 1 | .750 | 56 | 10 | 3-1 | 0-0 | 0-0 |
| SE Missouri State | 11 | 6 | 5 | .545 | 67 | 52 | 6-5 | 0-0 | 0-0 |
| SE Oklahoma State | 2 | 6 | 0 | 1.000 | 78 | 41 | 6-0 | 0-0 | 0-0 |
| Southern California | 1 | 0 | 1 | .000 | 5 | 15 | 0-0 | 0-0 | 0-1 |
| Southern Illinois | 9 | 3 | 6 | .333 | 28 | 54 | 3-6 | 0-0 | 0-0 |
| Southern Miss | 12 | 4 | 8 | .333 | 63 | 87 | 2-1 | 2-7 | 0-0 |
| Southwest Baptist | 18 | 18 | 0 | 1.000 | 244 | 45 | 18-0 | 0-0 | 0-0 |
| SW (Okla.) State | 4 | 1 | 3 | .250 | 15 | 21 | 1-3 | 0-0 | 0-0 |
| Stanford | 4 | 1 | 3 | .250 | 14 | 21 | 0-0 | 0-1 | 1-2 |
| St. Cloud State* | 3 | 2 | 0 | .833 | 34 | 30 | 2-0-1 | 0-0 | 0-0 |
| St. Edwards | 2 | 1 | 1 | .500 | 15 | 14 | 0-0 | 0-1 | 1-0 |
| Stephen F. Austin | 7 | 7 | 0 | 1.000 | 66 | 21 | 6-0 | 0-0 | 1-0 |
| St. John's | 4 | 4 | 0 | 1.000 | 38 | 18 | 3-0 | 0-0 | 1-0 |
| St. Mary's (Texas) | 4 | 2 | 2 | .500 | 13 | 8 | 0-0 | 2-2 | 0-0 |
| St. Olaf | 2 | 2 | 0 | 1.000 | 15 | 3 | 2-0 | 0-0 | 0-0 |
| TCU | 64 | 45 | 19 | .703 | 414 | 320 | 25-2 | 19-17 | 1-0 |
| Tennessee | 60 | 33 | 27 | .550 | 393 | 328 | 16-10 | 14-16 | 3-1 |
| Texas | 82 | 28 | 54 | .341 | 335 | 542 | 12-15 | 13-28 | 3-11 |
| Texas A&M | 80 | 39 | 41 | .488 | 410 | 413 | 16-20 | 20-19 | 3-2 |
| Texas-Arlington | 8 | 7 | 1 | .875 | 53 | 20 | 0-0 | 4-1 | 3-0 |
| Texas Lutheran | 3 | 1 | 2 | .333 | 12 | 14 | 0-0 | 1-1 | 0-1 |
| Texas-Pan American | 20 | 5 | 15 | .250 | 71 | 100 | 1-0 | 4-11 | 0-4 |
| Texas-San Antonio | 13 | 10 | 3 | .769 | 103 | 53 | 4-1 | 6-2 | 0-0 |
| Texas State | 1 | 1 | 0 | 1.000 | 6 | 5 | 1-0 | 0-0 | 0-0 |
| Texas Tech | 58 | 44 | 14 | .759 | 475 | 307 | 21-6 | 20-7 | 3-1 |
| Texas Wesleyan | 7 | 6 | 1 | .857 | 60 | 34 | 6-1 | 0-0 | 0-0 |
| Trinity | 4 | 2 | 2 | .500 | 21 | 36 | 0-0 | 2-1 | 0-1 |
| Troy | 6 | 5 | 1 | .833 | 64 | 31 | 3-0 | 2-1 | 0-0 |
| Truman State | 2 | 2 | 0 | 1.000 | 28 | 13 | 1-0 | 0-0 | 1-0 |
| Tulane | 3 | 2 | 1 | .666 | 13 | 3 | 0-0 | 1-1 | 1-0 |
| Tulsa | 41 | 20 | 21 | .488 | 221 | 211 | 13-7 | 7-14 | 0-0 |
| UCF | 1 | 0 | 1 | .000 | 5 | 9 | 0-0 | 0-0 | 0-1 |
| UCLA | 2 | 0 | 2 | .000 | 7 | 11 | 0-2 | 0-0 | 0-0 |
| ULM | 17 | 10 | 7 | .588 | 114 | 84 | 5-1 | 5-5 | 0-1 |
| Union | 4 | 1 | 3 | .250 | 11 | 18 | 1-1 | 0-2 | 0-0 |
| UNLV | 5 | 1 | 4 | .250 | 30 | 36 | 1-1 | 0-3 | 0-0 |
| Upper Iowa | 3 | 2 | 1 | .667 | 16 | 17 | 2-1 | 0-0 | 0-0 |
| Utah | 3 | 3 | 0 | 1.000 | 18 | 7 | 3-0 | 0-0 | 0-0 |
| UT Martin | 1 | 1 | 0 | 1.000 | 6 | 2 | 1-0 | 0-0 | 0-0 |
| Valparaiso | 4 | 3 | 1 | .750 | 27 | 19 | 3-1 | 0-0 | 0-0 |
| Vanderbilt | 58 | 31 | 27 | .534 | 333 | 302 | 18-11 | 13-11 | 0-5 |
| Villanova | 3 | 3 | 0 | 1.000 | 41 | 7 | 3-0 | 0-0 | 0-0 |
| Virginia | 4 | 1 | 3 | .250 | 9 | 20 | 0-0 | 0-2 | 1-1 |
| Washington | 1 | 0 | 1 | .000 | 2 | 5 | 0-0 | 0-0 | 0-1 |
| Washington State | 10 | 7 | 3 | .700 | 55 | 48 | 5-2 | 0-0 | 2-1 |
| Western Illinois | 10 | 9 | 1 | .900 | 75 | 35 | 9-1 | 0-0 | 0-0 |
| Western Kentucky | 2 | 2 | 0 | 1.000 | 13 | 5 | 2-0 | 0-0 | 0-0 |
| Western Michigan | 9 | 7 | 2 | .778 | 99 | 54 | 2-0 | 0-0 | 5-2 |
| West Texas State | 2 | 0 | 2 | .000 | 7 | 9 | 0-0 | 0-0 | 0-2 |
| West Virginia | 1 | 1 | 0 | 1.000 | 7 | 2 | 0-0 | 0-0 | 1-0 |
| Wichita State | 43 | 21 | 22 | .488 | 214 | 227 | 13-2 | 7-17 | 1-3 |
| William Carey | 1 | 0 | 1 | .000 | 0 | 1 | 0-0 | 0-1 | 0-0 |
| William Jewell | 13 | 10 | 3 | .769 | 79 | 37 | 10-3 | 0-0 | 0-0 |
| Wisconsin | 9 | 8 | 1 | .889 | 72 | 12 | 7-1 | 0-0 | 1-0 |
| Wisconsin-Milwaukee | 9 | 9 | 0 | 1.000 | 103 | 32 | 9-0 | 0-0 | 0-0 |
| Wisconsin-Osh Kosh | 10 | 9 | 1 | .900 | 88 | 31 | 9-0 | 0-0 | 0-0 |
| Wright State | 3 | 3 | 0 | 1.000 | 21 | 11 | 3-0 | 0-0 | 0-0 |
| Yankton | 5 | 5 | 0 | 1.000 | 26 | 11 | 5-0 | 0-0 | 0-0 |

SERIES HISTORY

| | | | |
|-----------------------------------|--------------------|------------|--------------|
| ABILENE CHRISTIAN | | | |
| Overall Series Record: 2-0 | | | |
| Record in Fayetteville, Ark.: 2-0 | | | |
| DATE | SITE | W/L | SCORE |
| 4/6/71 | Fayetteville, Ark. | W | 4-3 |
| 4/6/71 | Fayetteville, Ark. | W | 11-1 |

| | | | |
|------------------------------|--------------------|------------|--------------|
| AIR FORCE | | | |
| Overall Series Record: 1-1 | | | |
| Record at Neutral Sites: 1-1 | | | |
| DATE | SITE | W/L | SCORE |
| 3/26/68 | San Antonio, Texas | | 1-0 |
| 2/15/02 | Arlington, Texas | W | 18-1 |

| | | | |
|-------------------------------------|--|--|--|
| ALABAMA | | | |
| Overall Series Record: 38-47 | | | |
| Record in Fayetteville, Ark.: 21-18 | | | |
| Record in Tuscaloosa, Ala.: 14-24 | | | |
| Record at Neutral Sites: 3-5 | | | |

| | | | |
|-------------|--------------------|------------|--------------|
| DATE | SITE | W/L | SCORE |
| 5/2/92 | Fayetteville, Ark. | L | 11-2 |
| 5/2/92 | Fayetteville, Ark. | L | 4-3 |
| 5/3/92 | Fayetteville, Ark. | W | 7-3 |
| 5/8/93 | Tuscaloosa, Ala. | L | 4-2 |
| 5/8/93 | Tuscaloosa, Ala. | W | 8-1 |
| 5/9/93 | Tuscaloosa, Ala. | L | 10-1 |
| 5/6/94 | Fayetteville, Ark. | W | 6-5 |
| 5/7/94 | Fayetteville, Ark. | W | 14-6 |
| 5/8/94 | Fayetteville, Ark. | W | 7-3 |
| 5/5/95 | Tuscaloosa, Ala. | W | 12-4 |
| 5/6/95 | Tuscaloosa, Ala. | W | 9-3 |
| 5/7/95 | Tuscaloosa, Ala. | L | 7-4 |
| 5/19/95 | Starkville, Miss.! | W | 5-2 |
| 5/20/95 | Starkville, Miss.! | L | 8-7 |
| 5/3/96 | Fayetteville, Ark. | W | 9-3 |
| 5/4/96 | Fayetteville, Ark. | L | 7-3 |
| 5/5/96 | Fayetteville, Ark. | L | 3-2 |
| 4/25/97 | Tuscaloosa, Ala. | L | 11-10 |
| 4/26/97 | Tuscaloosa, Ala. | L | 13-2 |
| 4/3/98 | Fayetteville, Ark. | W | 11-8 |
| 4/4/98 | Fayetteville, Ark. | L | 9-1 |
| 4/5/98 | Fayetteville, Ark. | L | 5-3 |
| 4/23/99 | Tuscaloosa, Ala. | L | 8-3 |
| 4/24/99 | Tuscaloosa, Ala. | L | 15-8 |
| 4/25/99 | Tuscaloosa, Ala. | L | 9-8 |
| 5/23/99 | Hoover, Ala.! | L | 9-3 |
| 4/14/00 | Fayetteville, Ark. | L | 6-5 |
| 4/15/00 | Fayetteville, Ark. | L | 8-7 |
| 4/16/00 | Fayetteville, Ark. | L | 9-8 |
| 5/11/01 | Tuscaloosa, Ala. | L | 11-6 |
| 5/12/01 | Tuscaloosa, Ala. | L | 10-9 |
| 5/13/01 | Tuscaloosa, Ala. | L | 8-6 |
| 3/22/02 | Fayetteville, Ark. | L | 9-5 |
| 3/23/02 | Fayetteville, Ark. | W | 10-0 |
| 3/24/02 | Fayetteville, Ark. | L | 4-1 |
| 4/25/03 | Tuscaloosa, Ala. | L | 10-2 |
| 4/26/03 | Tuscaloosa, Ala. | L | 6-3 |
| 4/27/03 | Tuscaloosa, Ala. | L | 14-2 |
| 4/2/04 | Fayetteville, Ark. | L | 6-3 |
| 4/3/04 | Fayetteville, Ark. | W | 7-2 |
| 4/4/04 | Fayetteville, Ark. | W | 11-6 |
| 5/13/05 | Tuscaloosa, Ala. | W | 5-4 |
| 5/14/05 | Tuscaloosa, Ala. | L | 5-2 |
| 5/15/05 | Tuscaloosa, Ala. | W | 3-2 |
| 5/26/05 | Hoover, Ala.! | L | 5-4 |
| 5/5/06 | Fayetteville, Ark. | W | 4-3 (11) |
| 5/6/06 | Fayetteville, Ark. | W | 13-6 |
| 5/7/06 | Fayetteville, Ark. | W | 5-3 |
| 5/25/06 | Hoover, Ala.! | L | 4-3 |
| 5/11/07 | Tuscaloosa, Ala. | L | 10-0 |
| 5/12/07 | Tuscaloosa, Ala. | W | 12-5 |
| 5/13/07 | Tuscaloosa, Ala. | L | 9-5 |
| 5/23/07 | Hoover, Ala.! | W | 6-0 |
| 5/2/08 | Fayetteville, Ark. | L | 11-7 |
| 5/3/08 | Fayetteville, Ark. | L | 11-6 |
| 5/4/08 | Fayetteville, Ark. | W | 5-4 |
| 5/8/09 | Tuscaloosa, Ala. | L | 2-1 |
| 5/9/09 | Tuscaloosa, Ala. | L | 8-6 |
| 5/10/09 | Tuscaloosa, Ala. | L | 6-5 |
| 3/26/10 | Fayetteville, Ark. | W | 9-8 |
| 3/27/10 | Fayetteville, Ark. | W | 4-3 |
| 3/28/10 | Fayetteville, Ark. | W | 10-5 |
| 4/1/11 | Tuscaloosa, Ala. | L | 5-3 |
| 4/2/11 | Tuscaloosa, Ala. | L | 5-3 |
| 4/3/11 | Tuscaloosa, Ala. | W | 4-3 |
| 5/25/11 | Hoover, Ala.! | L | 7-4 |
| 5/27/11 | Hoover, Ala.! | W | 4-1 |
| 3/16/12 | Fayetteville, Ark. | W | 4-3 (12) |

| | | | |
|---------|--------------------|---|------|
| 3/17/12 | Fayetteville, Ark. | W | 8-4 |
| 3/18/12 | Fayetteville, Ark. | W | 7-4 |
| 4/4/13 | Tuscaloosa, Ala. | W | 3-1 |
| 4/5/13 | Tuscaloosa, Ala. | W | 6-0 |
| 4/6/13 | Tuscaloosa, Ala. | L | 5-0 |
| 3/21/14 | Fayetteville, Ark. | L | 17-9 |
| 3/22/14 | Fayetteville, Ark. | W | 2-1 |
| 3/23/14 | Fayetteville, Ark. | W | 1-0 |
| 4/30/15 | Tuscaloosa, Ala. | W | 5-1 |
| 5/1/15 | Tuscaloosa, Ala. | W | 8-4 |
| 5/2/15 | Tuscaloosa, Ala. | W | 4-0 |
| 5/13/16 | Fayetteville, Ark. | L | 8-6 |
| 5/14/16 | Fayetteville, Ark. | L | 10-4 |
| 5/15/16 | Fayetteville, Ark. | L | 7-4 |
| 3/31/17 | Tuscaloosa, Ala. | W | 7-1 |
| 4/1/17 | Tuscaloosa, Ala. | L | 7-1 |
| 4/2/17 | Tuscaloosa, Ala. | W | 8-5 |

| | | | |
|-----------------------------------|--------------------|------------|--------------|
| ALABAMA A&M | | | |
| Overall Series Record: 2-0 | | | |
| Record in Fayetteville, Ark.: 2-0 | | | |
| DATE | SITE | W/L | SCORE |
| 3/2/13 | Fayetteville, Ark. | W | 20-2 |
| 3/13/13 | Fayetteville, Ark. | W | 13-0 |

| | | | |
|-----------------------------------|---------------------|------------|--------------|
| ALBANY | | | |
| Overall Series Record: 1-0 | | | |
| Record in Fayetteville, Ark.: 1-0 | | | |
| DATE | SITE | W/L | SCORE |
| 6/1/07 | Fayetteville, Ark.+ | W | 9-0 |

| | | | |
|-----------------------------------|--------------------|------------|--------------|
| ALCORN STATE | | | |
| Overall Series Record: 3-0 | | | |
| Record in Fayetteville, Ark.: 3-0 | | | |
| DATE | SITE | W/L | SCORE |
| 4/16/08 | Fayetteville, Ark. | W | 9-1 |
| 3/14/17 | Fayetteville, Ark. | W | 3-2 |
| 3/15/17 | Fayetteville, Ark. | W | 11-3 |

| | | | |
|-----------------------------------|--------------------|------------|--------------|
| AMERICAN CHRISTIAN | | | |
| Overall Series Record: 1-3 | | | |
| Record in Fayetteville, Ark.: 1-3 | | | |
| DATE | SITE | W/L | SCORE |
| 4/21/75 | Fayetteville, Ark. | L | 6-0 |
| 4/21/75 | Fayetteville, Ark. | L | 2-1 |
| 4/27/76 | Fayetteville, Ark. | W | 2-0 |
| 4/27/76 | Fayetteville, Ark. | L | 1-0 |

| | | | |
|-----------------------------------|--------------------|------------|--------------|
| APPALACHIAN STATE | | | |
| Overall Series Record: 3-0 | | | |
| Record in Fayetteville, Ark.: 3-0 | | | |
| DATE | SITE | W/L | SCORE |
| 2/14/14 | Fayetteville, Ark. | W | 12-2 |
| 2/15/14 | Fayetteville, Ark. | W | 7-6 |
| 2/16/14 | Fayetteville, Ark. | W | 8-3 |

| | | | |
|------------------------------|---------------|------------|--------------|
| ARIZONA | | | |
| Overall Series Record: 2-4 | | | |
| Record in Tucson, Ariz.: 1-2 | | | |
| Record at Neutral Sites: 1-2 | | | |
| DATE | SITE | W/L | SCORE |
| 6/3/79 | Omaha, Neb.+ | W | 10-3 |
| 2/18/88 | Tucson, Ariz. | L | 12-11 |
| 2/19/88 | Tucson, Ariz. | L | 4-3 |
| 2/20/88 | Tucson, Ariz. | W | 7-2 |
| 6/19/04 | Omaha, Neb.+ | L | 7-2 |
| 3/3/17 | Frisco, Texas | L | 3-0 |

| | | | |
|-----------------------------------|--------------------|------------|--------------|
| ARIZONA STATE | | | |
| Overall Series Record: 3-8 | | | |
| Record in Fayetteville, Ark.: 2-0 | | | |
| Record in Tempe, Ariz.: 0-5 | | | |
| Record at Neutral Sites: 1-3 | | | |
| DATE | SITE | W/L | SCORE |
| 5/29/89 | Waterbury, Conn.+ | W | 1-0 |
| 5/21/98 | Wichita, Kan.+ | L | 8-4 |
| 3/11/08 | Tempe, Ariz. | L | 6-5 |
| 3/12/08 | Tempe, Ariz. | L | 7-4 |
| 4/7/09 | Fayetteville, Ark. | W | 7-3 |
| 4/8/09 | Fayetteville, Ark. | W | 8-7 |
| 6/12/10 | Tempe, Ariz.+ | L | 7-6 (12) |
| 6/13/10 | Tempe, Ariz.+ | L | 7-5 (12) |
| 6/5/11 | Tempe, Ariz.+ | L | 13-4 |
| 2/28/13 | Surprise, Ariz. | L | 3-2 |
| 3/2/13 | Surprise, Ariz. | L | 3-1 |

| | | | |
|-------------------------------------|--|--|--|
| AUBURN | | | |
| Overall Series Record: 41-46 | | | |
| Record in Fayetteville, Ark.: 21-18 | | | |
| Record in Auburn, Ala.: 16-23 | | | |
| Record at Neutral Sites: 4-5 | | | |

| | | | |
|-------------|--------------------|------------|--------------|
| DATE | SITE | W/L | SCORE |
| 4/11/92 | Fayetteville, Ark. | W | 9-7 |
| 4/11/92 | Fayetteville, Ark. | W | 4-1 |
| 4/12/92 | Fayetteville, Ark. | L | 14-4 |
| 4/17/93 | Auburn, Ala. | W | 8-7 |
| 4/17/93 | Auburn, Ala. | L | 6-1 |
| 4/18/93 | Auburn, Ala. | L | 8-3 |
| 5/21/93 | Baton Rouge, La.! | L | 3-1 |
| 4/15/94 | Fayetteville, Ark. | W | 7-6 |
| 4/16/94 | Fayetteville, Ark. | L | 6-3 |
| 4/17/94 | Fayetteville, Ark. | W | 10-0 |
| 5/19/94 | Oxford, Miss.! | L | 3-1 |
| 4/14/95 | Auburn, Ala. | L | 7-1 |
| 4/15/95 | Auburn, Ala. | L | 3-1 |
| 4/16/95 | Auburn, Ala. | L | 11-7 |
| 4/13/96 | Fayetteville, Ark. | W | 9-2 |
| 4/13/96 | Fayetteville, Ark. | W | 9-6 |
| 4/14/96 | Fayetteville, Ark. | L | 4-2 |
| 4/18/97 | Auburn, Ala. | L | 11-4 |
| 4/19/97 | Auburn, Ala. | W | 9-5 |
| 4/20/97 | Auburn, Ala. | L | 12-3 |
| 5/14/97 | Columbus, Ga.! | L | 7-3 |
| 4/10/98 | Fayetteville, Ark. | L | 11-2 |
| 4/11/98 | Fayetteville, Ark. | L | 6-5 |
| 4/12/98 | Fayetteville, Ark. | W | 4-2 |
| 5/17/98 | Hoover, Ala.! | L | 7-5 |
| 3/12/99 | Auburn, Ala. | L | 11-4 |
| 3/13/99 | Auburn, Ala. | W | 20-9 |
| 3/14/99 | Auburn, Ala. | L | 13-12 |
| 5/20/99 | Hoover, Ala.! | L | 3-2 (11) |
| 5/22/99 | Hoover, Ala.! | W | 9-5 |
| 5/22/99 | Hoover, Ala.! | W | 9-6 |
| 3/17/00 | Fayetteville, Ark. | L | 11-6 |
| 3/18/00 | Fayetteville, Ark. | L | 10-7 |
| 3/19/00 | Fayetteville, Ark. | L | 21-11 |
| 4/13/01 | Auburn, Ala. | L | 10-1 |
| 4/14/01 | Auburn, Ala. | L | 11-4 |
| 4/15/01 | Auburn, Ala. | L | 10-5 |
| 5/17/02 | Fayetteville, Ark. | W | 18-5 |
| 5/18/02 | Fayetteville, Ark. | L | 7-3 |
| 5/19/02 | Fayetteville, Ark. | W | 4-1 |
| 5/23/02 | Hoover, Ala.! | W | 7-3 |
| 4/18/03 | Auburn, Ala. | W | 9-7 |
| 4/19/03 | Auburn, Ala. | W | 11-6 |
| 4/20/03 | Auburn, Ala. | L | 5-2 |
| 5/21/04 | Fayetteville, Ark. | W | 9-7 |
| 5/22/04 | Fayetteville, Ark. | L | 7-4 |
| 5/23/04 | Fayetteville, Ark. | W | 15-3 |
| 4/1/05 | Auburn, Ala. | L | 5-1 |
| 4/2/05 | Auburn, Ala. | L | 8-7 |
| 4/3/05 | Auburn, Ala. | W | 8-6 |
| 5/18/06 | Fayetteville, Ark. | W | 6-3 |
| 5/19/06 | Fayetteville, Ark. | W | 10-5 |
| 5/20/06 | Fayetteville, Ark. | W | 11-2 |
| 4/27/07 | Auburn, Ala. | W | 12-1 |
| 4/28/07 | Auburn, Ala. | L | 11-9 |
| 4/29/07 | Auburn, Ala. | W | 8-1 |
| 4/4/08 | Fayetteville, Ark. | L | 5-2 |
| 4/5/08 | Fayetteville, Ark. | W | 5-4 |
| 4/6/08 | Fayetteville, Ark. | L | 12-10 (10) |
| 3/20/09 | Auburn, Ala. | W | 3-2 |
| 3/21/09 | Auburn, Ala. | W | 10-6 |
| 3/22/09 | Auburn, Ala. | W | 12-6 |
| 4/30/10 | Fayetteville, Ark. | W | 9-4 |
| 5/1/10 | Fayetteville, Ark. | L | 8-7 |
| 5/2/10 | Fayetteville, Ark. | L | 13-2 |
| 3/18/11 | Auburn, Ala. | W | 6-5 (11) |
| 3/19/11 | Auburn, Ala. | L | 9-5 |
| 3/20/11 | Auburn, Ala. | L | 8-7 |
| 5/10/12 | Fayetteville, Ark. | L | 3-2 (10) |
| 5/11/12 | Fayetteville, Ark. | W | 5-4 |
| 5/12/12 | Fayetteville, Ark. | L | 12-5 |
| 5/16/13 | Auburn, Ala. | L | 3-0 |
| 5/17/13 | Auburn, Ala. | W | 1-0 |
| 5/18/13 | Auburn, Ala. | L | 11-6 |
| 4/25/14 | Fayetteville, Ark. | L | 2-1 |
| 4/26/14 | Fayetteville, Ark. | W | 4-3 (10) |
| 4/26/14 | Fayetteville, Ark. | L | 7-2 |
| 4/3/15 | Auburn, Ala. | W | 10-7 |
| 4/4/15 | Auburn, Ala. | L | 3-2 |
| 4/5/15 | Auburn, Ala. | W | 6-4 |
| 3/25/16 | Fayetteville, Ark. | W | 3-2 |
| 3/26/16 | Fayetteville, Ark. | W | 14-7 |
| 3/27/16 | Fayetteville, Ark. | W | 3-1 |

SERIES HISTORY

| | | | |
|---------|---------------|---|----------|
| 4/21/17 | Auburn, Ala. | L | 15-2 |
| 4/22/17 | Auburn, Ala. | W | 7-3 |
| 4/23/17 | Auburn, Ala. | L | 11-6 |
| 5/25/17 | Hoover, Ala.! | W | 12-0 (7) |

BAKER

Overall Series Record: 7-1
Record in Fayetteville, Ark.: 7-1

| DATE | SITE | W/L | SCORE |
|---------|--------------------|-----|-------|
| 3/17/75 | Fayetteville, Ark. | W | 3-2 |
| 3/17/75 | Fayetteville, Ark. | L | 2-0 |
| 3/10/76 | Fayetteville, Ark. | W | 11-0 |
| 3/11/76 | Fayetteville, Ark. | W | 9-7 |
| 3/7/77 | Fayetteville, Ark. | W | 6-0 |
| 3/7/77 | Fayetteville, Ark. | W | 11-1 |
| 3/13/80 | Fayetteville, Ark. | W | 16-2 |
| 3/13/80 | Fayetteville, Ark. | W | 9-4 |

BALL STATE

Overall Series Record: 2-1
Record in Fayetteville, Ark.: 2-1

| DATE | SITE | W/L | SCORE |
|---------|--------------------|-----|-------|
| 2/19/10 | Fayetteville, Ark. | W | 10-2 |
| 2/20/10 | Fayetteville, Ark. | L | 5-2 |
| 2/21/10 | Fayetteville, Ark. | W | 9-3 |

BAYLOR

Overall Series Record: 38-28
Record in Fayetteville, Ark.: 22-7
Record in Waco, Texas: 14-19
Record at Neutral Sites: 2-2

| DATE | SITE | W/L | SCORE |
|---------|---------------------|-----|----------|
| 4/14/60 | Monroe, La. | W | 8-0 |
| 4/6/61 | Waco, Texas | L | 16-2 |
| 4/6/61 | Waco, Texas | L | 5-1 |
| 4/19/62 | Monroe, La. | L | 5-0 |
| 3/21/66 | Waco, Texas | L | 13-7 |
| 3/8/74 | Waco, Texas | L | 7-6 |
| 3/9/74 | Waco, Texas | L | 7-2 |
| 3/9/74 | Waco, Texas | L | 9-0 |
| 3/7/75 | Fayetteville, Ark. | L | 11-2 |
| 3/8/75 | Fayetteville, Ark. | W | 5-4 |
| 3/8/75 | Fayetteville, Ark. | W | 7-4 |
| 4/9/76 | Waco, Texas | L | 5-0 |
| 4/10/76 | Waco, Texas | L | 2-0 |
| 4/10/76 | Waco, Texas | L | 5-2 |
| 4/8/77 | Fayetteville, Ark. | L | 5-3 |
| 4/9/77 | Fayetteville, Ark. | W | 5-2 |
| 4/9/77 | Fayetteville, Ark. | W | 6-1 |
| 3/17/78 | Waco, Texas | L | 12-11 |
| 3/18/78 | Waco, Texas | W | 7-6 |
| 3/18/78 | Waco, Texas | L | 9-8 |
| 5/12/78 | Austin, Texas! | L | 1-0 |
| 3/16/79 | Fayetteville, Ark. | W | 12-1 |
| 3/17/79 | Fayetteville, Ark. | W | 5-1 |
| 3/17/79 | Fayetteville, Ark. | L | 4-0 |
| 5/12/79 | Austin, Texas! | W | 6-1 |
| 4/18/80 | Waco, Texas | L | 2-1 |
| 4/19/80 | Waco, Texas | W | 3-2 |
| 4/19/80 | Waco, Texas | W | 7-6 |
| 3/20/81 | Fayetteville, Ark. | W | 11-3 |
| 3/21/81 | Fayetteville, Ark. | W | 3-1 |
| 3/21/81 | Fayetteville, Ark. | W | 12-0 |
| 3/19/82 | Waco, Texas | W | 8-2 |
| 3/20/82 | Waco, Texas | W | 8-7 |
| 3/20/82 | Waco, Texas | L | 5-4 (10) |
| 3/11/83 | Fayetteville, Ark. | W | 8-5 |
| 3/12/83 | Fayetteville, Ark. | W | 5-3 |
| 3/12/83 | Fayetteville, Ark. | L | 3-2 |
| 3/16/84 | Waco, Texas | W | 10-9 |
| 3/17/84 | Waco, Texas | L | 8-7 |
| 3/17/84 | Waco, Texas | W | 10-3 |
| 4/26/85 | Fayetteville, Ark. | L | 7-6 |
| 4/27/85 | Fayetteville, Ark. | W | 5-4 |
| 4/27/85 | Fayetteville, Ark. | L | 11-8 |
| 5/17/85 | Fayetteville, Ark.! | W | 6-4 |
| 4/25/86 | Waco, Texas | L | 10-8 |
| 4/26/86 | Waco, Texas | L | 6-4 |
| 4/26/86 | Waco, Texas | W | 10-7 |
| 4/17/87 | Fayetteville, Ark. | W | 5-3 |
| 4/18/87 | Fayetteville, Ark. | W | 8-0 |
| 4/18/87 | Fayetteville, Ark. | W | 6-5 |
| 4/22/88 | Waco, Texas | W | 4-2 |
| 4/23/88 | Waco, Texas | L | 7-5 |
| 4/23/88 | Waco, Texas | W | 11-10 |
| 4/14/89 | Fayetteville, Ark. | W | 8-4 |
| 4/15/89 | Fayetteville, Ark. | W | 9-1 |
| 4/15/89 | Fayetteville, Ark. | W | 10-3 |

| | | | |
|---------|--------------------|---|----------|
| 4/13/90 | Waco, Texas | W | 13-3 |
| 4/14/90 | Waco, Texas | L | 2-1 |
| 4/14/90 | Waco, Texas | W | 3-2 |
| 4/19/91 | Fayetteville, Ark. | W | 13-5 |
| 4/20/91 | Fayetteville, Ark. | W | 7-6 |
| 4/20/91 | Fayetteville, Ark. | L | 7-6 |
| 3/10/98 | Fayetteville, Ark. | W | 9-1 |
| 6/9/12 | Waco, Texas+ | L | 8-1 |
| 6/10/12 | Waco, Texas+ | W | 5-4 |
| 6/11/12 | Waco, Texas+ | W | 1-0 (10) |

BELHAVEN

Overall Series Record: 2-1
Record in Jackson, Miss.: 2-1

| DATE | SITE | W/L | SCORE |
|---------|----------------|-----|-------|
| 3/25/69 | Jackson, Miss. | L | 7-2 |
| 3/26/69 | Jackson, Miss. | W | 4-2 |
| 3/27/69 | Jackson, Miss. | W | 4-2 |

BENEDICTINE

Overall Series Record: 1-0
Record in Fayetteville, Ark.: 1-0

| DATE | SITE | W/L | SCORE |
|--------|--------------------|-----|-------|
| 3/9/88 | Fayetteville, Ark. | W | 9-0 |

BINGHAMTON

Overall Series Record: 3-0
Record in Fayetteville, Ark.: 3-0

| DATE | SITE | W/L | SCORE |
|---------|--------------------|-----|-------|
| 3/9/12 | Fayetteville, Ark. | W | 4-0 |
| 3/10/12 | Fayetteville, Ark. | W | 5-3 |
| 3/11/12 | Fayetteville, Ark. | W | 6-0 |

BRYANT

Overall Series Record: 4-1
Record in Fayetteville, Ark.: 3-0
Record at Neutral Sites: 1-1

| DATE | SITE | W/L | SCORE |
|---------|--------------------|-----|-------|
| 5/31/13 | Manhattan, Kan.+ | L | 4-1 |
| 6/2/13 | Manhattan, Kan.+ | W | 12-3 |
| 2/24/17 | Fayetteville, Ark. | W | 11-8 |
| 2/25/17 | Fayetteville, Ark. | W | 13-7 |
| 2/26/17 | Fayetteville, Ark. | W | 16-6 |

BUCKNELL

Overall Series Record: 2-0
Record at Neutral Sites: 2-0

| DATE | SITE | W/L | SCORE |
|---------|-----------------------|-----|-------|
| 5/31/03 | Austin, Texas+ | W | 10-7 |
| 6/1/14 | Charlottesville, Va.+ | W | 10-0 |

BUENA VISTA

Overall Series Record: 14-8
Record in Fayetteville, Ark.: 13-8
Record at Neutral Sites: 1-0

| DATE | SITE | W/L | SCORE |
|---------|--------------------|-----|-------|
| 1960 | Fayetteville, Ark. | W | 10-4 |
| 1960 | Fayetteville, Ark. | L | 3-1 |
| 3/27/61 | Fayetteville, Ark. | L | 10-6 |
| 3/29/61 | Fayetteville, Ark. | W | 2-0 |
| 3/26/62 | Fayetteville, Ark. | L | 8-4 |
| 3/27/62 | Fayetteville, Ark. | L | 8-7 |
| 3/28/62 | Fayetteville, Ark. | W | 5-4 |
| 3/25/63 | Fayetteville, Ark. | W | 9-1 |
| 3/25/63 | Fayetteville, Ark. | W | 8-7 |
| 3/26/63 | Fayetteville, Ark. | W | 11-10 |
| 3/23/64 | Fayetteville, Ark. | L | 6-5 |
| 3/24/64 | Fayetteville, Ark. | L | 16-13 |
| 3/31/66 | Fayetteville, Ark. | L | 3-0 |
| 4/1/66 | Fayetteville, Ark. | W | 16-13 |
| 3/21/67 | Fayetteville, Ark. | W | 6-1 |
| 3/21/67 | Fayetteville, Ark. | W | 4-3 |
| 3/22/67 | Fayetteville, Ark. | L | 6-3 |
| 4/1/69 | Fayetteville, Ark. | W | 16-4 |
| 4/1/69 | Fayetteville, Ark. | W | 14-1 |
| 3/25/71 | Fayetteville, Ark. | W | 5-1 |
| 3/25/71 | Fayetteville, Ark. | W | 3-2 |
| 3/31/72 | Tulsa, Okla. | W | 1-0 |

BYU

Overall Series Record: 2-1
Record in Fayetteville, Ark.: 2-0
Record at Neutral Sites: 0-1

| DATE | SITE | W/L | SCORE |
|---------|----------------|-----|-------|
| 3/13/90 | Fresno, Calif. | L | 6-5 |

| | | | |
|---------|--------------------|---|-----|
| 2/28/12 | Fayetteville, Ark. | W | 5-0 |
| 2/29/12 | Fayetteville, Ark. | W | 8-1 |

CALIFORNIA

Overall Series Record: 4-5
Record in Fayetteville, Ark.: 2-1
Record in Berkeley, Calif.: 2-3
Record at Neutral Sites: 0-1

| DATE | SITE | W/L | SCORE |
|---------|--------------------|-----|----------|
| 5/24/80 | Tulsa, Okla.+ | L | 7-1 |
| 3/6/09 | Fayetteville, Ark. | W | 5-4 (10) |
| 3/7/09 | Fayetteville, Ark. | L | 12-6 |
| 3/8/09 | Fayetteville, Ark. | W | 13-3 |
| 3/5/10 | Berkeley, Calif. | W | 7-3 |
| 3/6/10 | Berkeley, Calif. | W | 9-5 |
| 3/7/10 | Berkeley, Calif. | L | 6-0 |
| 3/9/14 | Berkeley, Calif. | L | 4-3 |
| 3/9/14 | Berkeley, Calif. | L | 2-1 |

CAL STATE FULLERTON

Overall Series Record: 1-3
Record at Neutral Sites: 1-3

| DATE | SITE | W/L | SCORE |
|---------|--------------------|-----|-------|
| 6/6/79 | Omaha, Neb.+ | L | 13-10 |
| 6/8/79 | Omaha, Neb.+ | L | 2-1 |
| 3/7/93 | Minneapolis, Minn. | L | 6-5 |
| 6/13/09 | Omaha, Neb.+ | W | 10-6 |

CAL STATE NORTHRIDGE

Overall Series Record: 3-0
Record in Fayetteville, Ark.: 3-0

| DATE | SITE | W/L | SCORE |
|---------|--------------------|-----|-------|
| 3/10/06 | Fayetteville, Ark. | W | 6-5 |
| 3/11/06 | Fayetteville, Ark. | W | 8-1 |
| 3/12/06 | Fayetteville, Ark. | W | 8-6 |

CARTHAGE

Overall Series Record: 1-0-1
Record in Fayetteville, Ark.: 1-0-1

| DATE | SITE | W/L | SCORE |
|------|--------------------|-----|-------|
| 1971 | Fayetteville, Ark. | W | 8-1 |
| 1971 | Fayetteville, Ark. | T | 2-2 |

CENTENARY

Overall Series Record: 32-8
Record in Fayetteville, Ark.: 20-4
Record in Shreveport, La.: 12-4

| DATE | SITE | W/L | SCORE |
|---------|--------------------|-----|----------|
| 1960 | Shreveport, La. | L | 13-12 |
| 1960 | Shreveport, La. | L | 3-2 |
| 4/14/61 | Fayetteville, Ark. | W | 10-2 |
| 4/27/62 | Shreveport, La. | W | 6-2 |
| 4/28/62 | Shreveport, La. | W | 7-2 |
| 4/8/63 | Fayetteville, Ark. | L | 7-6 |
| 4/9/63 | Fayetteville, Ark. | W | 3-2 |
| 4/3/64 | Shreveport, La. | W | 8-4 |
| 4/4/64 | Shreveport, La. | L | 8-7 |
| 4/10/65 | Fayetteville, Ark. | L | 10-7 |
| 4/10/65 | Fayetteville, Ark. | L | 8-4 |
| 4/16/66 | Shreveport, La. | W | 4-2 |
| 4/16/66 | Shreveport, La. | W | 3-2 |
| 4/1/80 | Fayetteville, Ark. | W | 2-1 |
| 4/1/80 | Fayetteville, Ark. | W | 7-5 |
| 3/20/88 | Shreveport, La. | W | 12-2 |
| 4/8/90 | Fayetteville, Ark. | W | 9-5 |
| 3/17/91 | Shreveport, La. | W | 7-3 |
| 4/21/92 | Fayetteville, Ark. | W | 9-8 (10) |
| 3/5/94 | Fayetteville, Ark. | W | 11-5 |
| 3/6/94 | Fayetteville, Ark. | W | 13-1 |
| 3/31/99 | Fayetteville, Ark. | W | 18-2 |
| 2/29/00 | Fayetteville, Ark. | W | 7-6 (10) |
| 3/1/00 | Fayetteville, Ark. | W | 21-9 |
| 3/21/01 | Shreveport, La. | W | 5-0 |
| 3/26/02 | Fayetteville, Ark. | W | 16-4 |
| 3/27/02 | Fayetteville, Ark. | W | 10-2 |
| 3/19/03 | Shreveport, La. | W | 14-9 |
| 3/16/04 | Fayetteville, Ark. | W | 10-9 |
| 3/17/04 | Fayetteville, Ark. | W | 15-3 |
| 3/22/05 | Shreveport, La. | W | 10-1 |
| 3/23/05 | Shreveport, La. | W | 14-1 |
| 3/21/06 | Fayetteville, Ark. | W | 10-2 |
| 3/22/06 | Fayetteville, Ark. | W | 8-5 |
| 3/21/07 | Shreveport, La. | W | 16-14 |
| 3/25/08 | Fayetteville, Ark. | W | 9-0 |
| 3/26/08 | Fayetteville, Ark. | L | 5-1 |
| 3/10/09 | Shreveport, La. | L | 8-3 |
| 3/30/10 | Fayetteville, Ark. | W | 18-2 |
| 3/31/10 | Fayetteville, Ark. | W | 9-4 |

SERIES HISTORY

CENTRAL MICHIGAN

Overall Series Record: 5-0
Record in Fayetteville, Ark.: 5-0

| DATE | SITE | W/L | SCORE |
|---------|--------------------|-----|-------|
| 3/24/98 | Fayetteville, Ark. | W | 4-2 |
| 3/25/98 | Fayetteville, Ark. | W | 7-2 |
| 2/19/16 | Fayetteville, Ark. | W | 6-1 |
| 2/20/16 | Fayetteville, Ark. | W | 9-4 |
| 2/21/16 | Fayetteville, Ark. | W | 4-3 |

CENTRAL MISSOURI

Overall Series Record: 9-0
Record in Fayetteville, Ark.: 9-0

| DATE | SITE | W/L | SCORE |
|---------|--------------------|-----|-------|
| 4/29/64 | Fayetteville, Ark. | W | 7-5 |
| 4/29/64 | Fayetteville, Ark. | W | 10-9 |
| 3/15/83 | Fayetteville, Ark. | W | 7-5 |
| 3/15/83 | Fayetteville, Ark. | W | 5-0 |
| 3/16/83 | Fayetteville, Ark. | W | 12-3 |
| 3/16/83 | Fayetteville, Ark. | W | 8-1 |
| 2/28/92 | Fayetteville, Ark. | W | 9-1 |
| 3/8/95 | Fayetteville, Ark. | W | 9-8 |
| 3/4/97 | Fayetteville, Ark. | W | 22-6 |

CENTRAL OKLAHOMA

Overall Series Record: 1-0
Record in Fayetteville, Ark.: 1-0

| DATE | SITE | W/L | SCORE |
|--------|--------------------|-----|-------|
| 4/8/91 | Fayetteville, Ark. | W | 6-2 |

CHARLOTTE

Overall Series Record: 1-1
Record at Neutral Sites: 1-1

| DATE | SITE | W/L | SCORE |
|--------|---------------|-----|-------|
| 6/3/11 | Tempe, Ariz.+ | L | 3-2 |
| 6/5/11 | Tempe, Ariz.+ | W | 11-3 |

CLEMSON

Overall Series Record: 3-3
Record in Fayetteville, Ark.: 0-1
Record in Clemson, S.C.: 1-2
Record at Neutral Sites: 2-0

| DATE | SITE | W/L | SCORE |
|---------|---------------------|-----|----------|
| 5/23/87 | Huntsville, Ala.+ | W | 6-5 (10) |
| 5/24/87 | Huntsville, Ala.+ | W | 4-2 |
| 5/29/99 | Fayetteville, Ark.+ | L | 12-4 |
| 6/7/02 | Clemson, S.C.+ | W | 9-6 |
| 6/8/02 | Clemson, S.C.+ | L | 8-7 |
| 6/9/02 | Clemson, S.C.+ | L | 7-4 |

COASTAL CAROLINA

Overall Series Record: 1-2
Record in Fayetteville, Ark.: 1-2

| DATE | SITE | W/L | SCORE |
|---------|--------------------|-----|-------|
| 5/20/83 | Fayetteville, Ark. | L | 5-3 |
| 5/21/83 | Fayetteville, Ark. | L | 13-7 |
| 5/21/83 | Fayetteville, Ark. | W | 6-4 |

COLORADO

Overall Series Record: 2-0
Record in Fayetteville, Ark.: 2-0

| DATE | SITE | W/L | SCORE |
|------|--------------------|-----|-------|
| 1960 | Fayetteville, Ark. | W | 17-2 |
| 1960 | Fayetteville, Ark. | W | 8-2 |

CREIGHTON

Overall Series Record: 10-5
Record in Fayetteville, Ark.: 5-1
Record in Omaha, Neb.: 5-4

| DATE | SITE | W/L | SCORE |
|---------|---------------------|-----|-------|
| 5/7/71 | Omaha, Neb. | L | 6-4 |
| 5/7/71 | Omaha, Neb. | W | 2-0 |
| 5/8/71 | Omaha, Neb. | L | 3-2 |
| 5/8/71 | Omaha, Neb. | L | 2-1 |
| 4/27/73 | Omaha, Neb. | W | 5-1 |
| 4/27/73 | Omaha, Neb. | W | 11-2 |
| 4/28/73 | Omaha, Neb. | W | 3-1 |
| 4/28/73 | Omaha, Neb. | L | 6-2 |
| 3/6/74 | Fayetteville, Ark. | L | 12-1 |
| 3/6/74 | Fayetteville, Ark. | W | 12-4 |
| 3/13/77 | Fayetteville, Ark. | W | 8-0 |
| 2/11/03 | Fayetteville, Ark. | W | 9-5 |
| 6/3/07 | Fayetteville, Ark.+ | W | 6-0 |
| 5/12/15 | Omaha, Neb. | W | 6-2 |
| 4/19/16 | Fayetteville, Ark. | W | 6-2 |

DALLAS BAPTIST

Overall Series Record: 11-7
Record in Fayetteville, Ark.: 9-5
Record in Dallas, Texas: 1-0
Record at Neutral Sites: 1-2

| DATE | SITE | W/L | SCORE |
|---------|--------------------|-----|-------|
| 4/30/82 | Fayetteville, Ark. | W | 4-2 |
| 4/30/82 | Fayetteville, Ark. | W | 6-1 |
| 5/1/82 | Fayetteville, Ark. | L | 3-1 |
| 5/1/82 | Fayetteville, Ark. | W | 7-2 |
| 4/29/83 | Fort Smith, Ark. | L | 19-9 |
| 4/30/83 | Fayetteville, Ark. | W | 8-4 |
| 4/30/83 | Fayetteville, Ark. | W | 8-7 |
| 3/19/84 | Fayetteville, Ark. | W | 8-2 |
| 3/20/84 | Fayetteville, Ark. | L | 6-3 |
| 3/20/84 | Fayetteville, Ark. | W | 3-0 |
| 3/28/88 | Fayetteville, Ark. | L | 9-6 |
| 4/10/89 | Fayetteville, Ark. | L | 10-8 |
| 4/16/90 | Fayetteville, Ark. | W | 10-6 |
| 4/22/91 | Fayetteville, Ark. | L | 7-4 |
| 4/23/92 | Fayetteville, Ark. | W | 13-3 |
| 2/14/99 | LaFayette, La. | L | 10-8 |
| 2/11/05 | Dallas, Texas | W | 13-3 |
| 2/12/05 | Arlington, Texas | W | 8-1 |

DELAWARE

Overall Series Record: 3-0
Record in Fayetteville, Ark.: 1-0
Record at Neutral Sites: 2-0

| DATE | SITE | W/L | SCORE |
|---------|---------------------|-----|-------|
| 5/26/79 | Tallahassee, Fla.+ | W | 8-6 |
| 5/27/79 | Tallahassee, Fla.+ | W | 4-3 |
| 5/28/99 | Fayetteville, Ark.+ | W | 10-6 |

DELAWARE STATE

Overall Series Record: 3-0
Record in Fayetteville, Ark.: 3-0

| DATE | SITE | W/L | SCORE |
|---------|--------------------|-----|-------|
| 2/18/11 | Fayetteville, Ark. | W | 5-0 |
| 2/19/11 | Fayetteville, Ark. | W | 9-2 |
| 2/20/11 | Fayetteville, Ark. | W | 10-0 |

DELTA STATE

Overall Series Record: 2-3
Record in Cleveland, Miss.: 2-3

| DATE | SITE | W/L | SCORE |
|---------|------------------|-----|-------|
| 4/19/63 | Cleveland, Miss. | W | 5-2 |
| 4/20/63 | Cleveland, Miss. | L | 10-2 |
| 4/21/65 | Cleveland, Miss. | L | 5-1 |
| 4/22/65 | Cleveland, Miss. | L | 12-7 |
| 4/17/67 | Cleveland, Miss. | W | 12-9 |

DRAKE

Overall Series Record: 5-1
Record in Fayetteville, Ark.: 5-1

| DATE | SITE | W/L | SCORE |
|---------|--------------------|-----|-------|
| 3/17/71 | Fayetteville, Ark. | W | 6-2 |
| 3/17/71 | Fayetteville, Ark. | L | 7-6 |
| 3/18/72 | Fayetteville, Ark. | W | 9-4 |
| 3/18/72 | Fayetteville, Ark. | W | 4-2 |
| 3/22/73 | Fayetteville, Ark. | W | 11-10 |
| 3/22/73 | Fayetteville, Ark. | W | 3-2 |

EASTERN ILLINOIS

Overall Series Record: 26-2
Record in Fayetteville, Ark.: 26-2

| DATE | SITE | W/L | SCORE |
|---------|--------------------|-----|-------|
| 3/22/84 | Fayetteville, Ark. | W | 6-0 |
| 3/22/84 | Fayetteville, Ark. | W | 16-2 |
| 3/13/93 | Fayetteville, Ark. | W | 8-3 |
| 3/14/93 | Fayetteville, Ark. | W | 8-7 |
| 3/14/93 | Fayetteville, Ark. | W | 7-1 |
| 2/20/98 | Fayetteville, Ark. | W | 16-0 |
| 2/21/98 | Fayetteville, Ark. | L | 5-4 |
| 2/22/98 | Fayetteville, Ark. | W | 8-1 |
| 2/26/99 | Fayetteville, Ark. | W | 8-3 |
| 2/27/99 | Fayetteville, Ark. | W | 17-2 |
| 2/28/99 | Fayetteville, Ark. | W | 10-3 |
| 2/23/01 | Fayetteville, Ark. | W | 6-2 |
| 2/25/01 | Fayetteville, Ark. | W | 10-4 |
| 2/25/01 | Fayetteville, Ark. | W | 17-4 |
| 2/14/03 | Fayetteville, Ark. | W | 5-1 |
| 2/15/03 | Fayetteville, Ark. | W | 17-3 |
| 3/11/05 | Fayetteville, Ark. | W | 17-2 |
| 3/12/05 | Fayetteville, Ark. | W | 12-1 |

| | | | |
|---------|--------------------|---|------|
| 3/13/05 | Fayetteville, Ark. | W | 6-0 |
| 2/21/14 | Fayetteville, Ark. | W | 6-2 |
| 2/22/14 | Fayetteville, Ark. | W | 8-3 |
| 2/23/14 | Fayetteville, Ark. | W | 8-3 |
| 3/2/15 | Fayetteville, Ark. | W | 4-1 |
| 3/2/15 | Fayetteville, Ark. | W | 8-1 |
| 3/3/15 | Fayetteville, Ark. | W | 7-0 |
| 3/4/16 | Fayetteville, Ark. | W | 5-2 |
| 3/5/16 | Fayetteville, Ark. | L | 10-8 |
| 3/6/16 | Fayetteville, Ark. | W | 3-2 |

EASTERN KENTUCKY

Overall Series Record: 1-0
Record at Neutral Sites: 1-0

| DATE | SITE | W/L | SCORE |
|---------|--------------------|-----|-------|
| 5/23/85 | Tallahassee, Fla.+ | W | 20-13 |

EASTERN MICHIGAN

Overall Series Record: 14-1
Record in Fayetteville, Ark.: 7-0
Record at Neutral Sites: 7-1

| DATE | SITE | W/L | SCORE |
|---------|--------------------|-----|-------|
| 3/23/77 | Fayetteville, Ark. | W | 4-3 |
| 3/23/77 | Fayetteville, Ark. | W | 8-1 |
| 3/26/79 | Fayetteville, Ark. | W | 6-2 |
| 3/26/79 | Fayetteville, Ark. | W | 1-0 |
| 3/27/79 | Fayetteville, Ark. | W | 6-0 |
| 3/1/81 | Lakeland, Fla. | W | 17-10 |
| 3/3/81 | Lakeland, Fla. | L | 7-5 |
| 3/6/81 | Lakeland, Fla. | W | 6-2 |
| 3/6/81 | Lakeland, Fla. | W | 9-8 |
| 2/25/84 | Lakeland, Fla. | W | 3-2 |
| 2/29/84 | Lakeland, Fla. | W | 8-1 |
| 3/2/84 | Lakeland, Fla. | W | 4-1 |
| 3/16/90 | Fresno, Calif. | W | 6-4 |
| 3/11/91 | Fayetteville, Ark. | W | 6-5 |
| 3/12/91 | Fayetteville, Ark. | W | 12-4 |

EAST TEXAS BAPTIST

Overall Series Record: 0-2
Record in Marshall, Texas: 0-2

| DATE | SITE | W/L | SCORE |
|---------|-----------------|-----|-------|
| 3/23/68 | Marshall, Texas | L | 4-0 |
| 3/23/68 | Marshall, Texas | L | 2-1 |

ECKERD

Overall Series Record: 1-0
Record at Neutral Sites: 1-0

| DATE | SITE | W/L | SCORE |
|--------|----------------|-----|-------|
| 3/3/89 | Lakeland, Fla. | W | 8-2 |

EMPORIA STATE

Overall Series Record: 8-5
Record in Fayetteville, Ark.: 5-1
Record in Emporia, Kan.: 2-4
Record at Neutral Sites: 1-0

| DATE | SITE | W/L | SCORE |
|---------|--------------------|-----|-------|
| 1960 | Fayetteville, Ark. | W | 19-11 |
| 1960 | Fayetteville, Ark. | W | 11-4 |
| 4/19/61 | Emporia, Kan. | L | 4-2 |
| 4/20/61 | Chanute, Kan. | W | 15-10 |
| 4/13/62 | Fayetteville, Ark. | W | 6-2 |
| 4/14/62 | Fayetteville, Ark. | W | 12-3 |
| 4/3/63 | Emporia, Kan. | W | 12-8 |
| 4/3/63 | Emporia, Kan. | L | 18-2 |
| 4/13/64 | Fayetteville, Ark. | W | 8-3 |
| 4/13/64 | Fayetteville, Ark. | L | 10-6 |
| 4/6/65 | Emporia, Kan. | L | 8-4 |
| 1967 | Emporia, Kan. | W | 8-5 |
| 1967 | Emporia, Kan. | L | 5-4 |

EVANGEL

Overall Series Record: 20-0
Record in Fayetteville, Ark.: 12-0
Record in Springfield, Mo.: 8-0

| DATE | SITE | W/L | SCORE |
|---------|--------------------|-----|-------|
| 1968 | Fayetteville, Ark. | W | 3-1 |
| 1968 | Fayetteville, Ark. | W | 2-1 |
| 5/3/69 | Springfield, Mo. | W | 3-0 |
| 5/3/69 | Springfield, Mo. | W | 18-0 |
| 5/12/70 | Springfield, Mo. | W | 10-0 |
| 5/12/70 | Springfield, Mo. | W | 6-0 |
| 5/5/71 | Springfield, Mo. | W | 12-1 |
| 5/5/71 | Springfield, Mo. | W | 13-0 |
| 1973 | Fayetteville, Ark. | W | 5-4 |

SERIES HISTORY

| | | | |
|---------|--------------------|---|------|
| 1973 | Fayetteville, Ark. | W | 11-0 |
| 4/15/74 | Springfield, Mo. | W | 6-4 |
| 4/15/74 | Springfield, Mo. | W | 5-3 |
| 3/16/82 | Fayetteville, Ark. | W | 5-1 |
| 3/16/82 | Fayetteville, Ark. | W | 4-1 |
| 4/7/87 | Fayetteville, Ark. | W | 16-2 |
| 4/5/88 | Fayetteville, Ark. | W | 13-8 |
| 4/5/89 | Fayetteville, Ark. | W | 6-4 |
| 3/27/90 | Fayetteville, Ark. | W | 8-3 |
| 4/2/91 | Fayetteville, Ark. | W | 10-0 |
| 3/30/92 | Fayetteville, Ark. | W | 10-0 |

EVANSVILLE

Overall Series Record: 9-2
Record in Fayetteville, Ark.: 9-2

| DATE | SITE | W/L | SCORE |
|---------|--------------------|-----|-------|
| 3/23/86 | Fayetteville, Ark. | W | 18-8 |
| 3/24/86 | Fayetteville, Ark. | W | 4-0 |
| 3/25/86 | Fayetteville, Ark. | W | 9-8 |
| 2/24/95 | Fayetteville, Ark. | W | 8-5 |
| 2/25/95 | Fayetteville, Ark. | W | 6-5 |
| 2/26/95 | Fayetteville, Ark. | L | 3-2 |
| 3/6/01 | Fayetteville, Ark. | L | 4-1 |
| 3/7/01 | Fayetteville, Ark. | W | 5-1 |
| 2/22/13 | Fayetteville, Ark. | W | 10-4 |
| 2/23/13 | Fayetteville, Ark. | W | 5-2 |
| 2/24/13 | Fayetteville, Ark. | W | 10-2 |

FLORIDA

Overall Series Record: 29-30
Record in Fayetteville, Ark.: 13-11
Record in Gainesville, Fla.: 11-16
Record at Neutral Sites: 5-3

| DATE | SITE | W/L | SCORE |
|---------|--------------------|-----|----------|
| 5/26/79 | Tallahassee, Fla.+ | W | 9-1 |
| 4/8/94 | Gainesville, Fla. | L | 5-2 |
| 4/9/94 | Gainesville, Fla. | L | 8-7 |
| 4/10/94 | Gainesville, Fla. | L | 3-2 (11) |
| 4/7/95 | Fayetteville, Ark. | W | 5-4 |
| 4/8/95 | Fayetteville, Ark. | W | 13-5 |
| 4/9/95 | Fayetteville, Ark. | L | 5-2 |
| 5/1/98 | Fayetteville, Ark. | L | 7-6 |
| 5/2/98 | Fayetteville, Ark. | L | 13-9 |
| 5/3/98 | Fayetteville, Ark. | W | 4-3 |
| 4/2/99 | Gainesville, Fla. | W | 8-1 |
| 4/3/99 | Gainesville, Fla. | W | 6-5 |
| 4/4/99 | Gainesville, Fla. | W | 10-5 |
| 3/24/00 | Fayetteville, Ark. | L | 8-7 (11) |
| 3/25/00 | Fayetteville, Ark. | L | 8-7 (10) |
| 3/26/00 | Fayetteville, Ark. | L | 7-4 |
| 3/23/01 | Gainesville, Fla. | L | 7-4 |
| 3/24/01 | Gainesville, Fla. | L | 8-4 |
| 3/25/01 | Gainesville, Fla. | L | 4-1 |
| 3/19/04 | Gainesville, Fla. | L | 11-1 |
| 3/20/04 | Gainesville, Fla. | W | 8-2 |
| 3/21/04 | Gainesville, Fla. | L | 7-6 (10) |
| 5/6/05 | Fayetteville, Ark. | W | 4-1 |
| 5/7/05 | Fayetteville, Ark. | W | 3-2 (10) |
| 5/8/05 | Fayetteville, Ark. | L | 11-10 |
| 5/25/05 | Hoover, Ala.! | L | 9-8 |
| 3/17/06 | Gainesville, Fla. | L | 6-3 |
| 3/18/06 | Gainesville, Fla. | W | 4-2 |
| 3/19/06 | Gainesville, Fla. | L | 8-7 |
| 4/14/07 | Fayetteville, Ark. | W | 14-3 |
| 4/14/07 | Fayetteville, Ark. | W | 7-1 |
| 4/15/07 | Fayetteville, Ark. | W | 10-7 |
| 4/11/08 | Gainesville, Fla. | W | 2-1 |
| 4/12/08 | Gainesville, Fla. | L | 6-1 |
| 4/13/08 | Gainesville, Fla. | W | 10-4 |
| 3/13/09 | Fayetteville, Ark. | W | 11-4 |
| 3/14/09 | Fayetteville, Ark. | W | 8-4 |
| 3/15/09 | Fayetteville, Ark. | W | 4-2 |
| 5/20/09 | Hoover, Ala.! | W | 8-5 |
| 5/22/09 | Hoover, Ala.! | W | 10-7 |
| 4/23/10 | Gainesville, Fla. | W | 8-3 |
| 4/24/10 | Gainesville, Fla. | L | 8-2 |
| 4/25/10 | Gainesville, Fla. | L | 2-1 |
| 5/27/10 | Hoover, Ala.! | L | 5-4 |
| 5/5/11 | Fayetteville, Ark. | W | 4-3 |
| 5/6/11 | Fayetteville, Ark. | W | 5-3 |
| 5/7/11 | Fayetteville, Ark. | L | 5-3 |
| 4/27/12 | Gainesville, Fla. | L | 3-2 |
| 4/28/12 | Gainesville, Fla. | W | 5-1 |
| 4/29/12 | Gainesville, Fla. | W | 3-1 (10) |
| 4/14/14 | Gainesville, Fla. | L | 2-1 |
| 4/15/14 | Gainesville, Fla. | L | 1-0 |
| 3/16/14 | Gainesville, Fla. | W | 9-3 |
| 5/20/15 | Hoover, Ala.! | W | 7-6 |

| | | | |
|---------|--------------------|---|----------|
| 5/22/15 | Hoover, Ala.! | L | 10-0 |
| 4/14/16 | Fayetteville, Ark. | L | 12-8 |
| 4/15/16 | Fayetteville, Ark. | L | 9-2 |
| 4/16/16 | Fayetteville, Ark. | L | 8-2 |
| 5/27/17 | Hoover, Ala.! | W | 16-0 (7) |

FLORIDA SOUTHERN

Overall Series Record: 2-1
Record in Lakeland, Fla.: 2-1

| DATE | SITE | W/L | SCORE |
|--------|----------------|-----|-------|
| 3/4/81 | Lakeland, Fla. | L | 5-3 |
| 3/5/81 | Lakeland, Fla. | W | 13-3 |
| 3/1/84 | Lakeland, Fla. | W | 5-1 |

FLORIDA STATE

Overall Series Record: 5-0
Record in Fayetteville, Ark.: 2-0
Record in Tallahassee, Fla.: 3-0

| DATE | SITE | W/L | SCORE |
|---------|---------------------|-----|-------|
| 5/25/85 | Tallahassee, Fla.+ | W | 7-6 |
| 6/11/04 | Fayetteville, Ark.+ | W | 7-5 |
| 6/12/04 | Fayetteville, Ark.+ | W | 4-2 |
| 6/5/09 | Tallahassee, Fla.+ | W | 7-2 |
| 6/6/09 | Tallahassee, Fla.+ | W | 9-8 |

FORDHAM

Overall Series Record: 0-1
Record at Neutral Sites: 0-1

| DATE | SITE | W/L | SCORE |
|---------|----------------|-----|-------|
| 5/25/90 | Wichita, Kan.+ | L | 8-5 |

FRESNO STATE

Overall Series Record: 1-0
Record in Fresno, Calif.: 1-0

| DATE | SITE | W/L | SCORE |
|---------|----------------|-----|-------|
| 3/17/90 | Fresno, Calif. | W | 6-4 |

GEORGE MASON

Overall Series Record: 2-0
Record at Neutral Sites: 2-0

| DATE | SITE | W/L | SCORE |
|---------|--------------------|-----|-------|
| 5/24/85 | Tallahassee, Fla.+ | W | 13-9 |
| 2/10/06 | Mobile, Ala. | W | 4-1 |

GEORGE WASHINGTON

Overall Series Record: 3-0
Record at Neutral Sites: 3-0

| DATE | SITE | W/L | SCORE |
|---------|--------------------|-----|-------|
| 5/25/79 | Tallahassee, Fla.+ | W | 12-11 |
| 5/26/89 | Waterbury, Conn.+ | W | 8-2 |
| 3/12/90 | Fresno, Calif. | W | 5-1 |

GEORGIA

Overall Series Record: 33-21
Record in Fayetteville, Ark.: 20-7
Record in Athens, Ga.: 12-13
Record at Neutral Sites: 1-1

| DATE | SITE | W/L | SCORE |
|---------|--------------------|-----|------------|
| 5/31/87 | Omaha, Neb.+ | W | 5-4 |
| 3/21/92 | Athens, Ga. | W | 1-0 |
| 3/21/92 | Athens, Ga. | W | 5-3 |
| 3/27/93 | Fayetteville, Ark. | W | 7-2 |
| 3/27/93 | Fayetteville, Ark. | W | 11-1 |
| 3/28/93 | Fayetteville, Ark. | W | 5-4 (10) |
| 4/5/96 | Athens, Ga. | L | 7-3 |
| 4/6/96 | Athens, Ga. | W | 4-3 |
| 4/7/96 | Athens, Ga. | L | 7-6 |
| 4/5/97 | Fayetteville, Ark. | W | 11-2 |
| 4/5/97 | Fayetteville, Ark. | W | 15-6 |
| 4/6/97 | Fayetteville, Ark. | W | 17-8 |
| 4/21/00 | Athens, Ga. | L | 10-2 |
| 4/22/00 | Athens, Ga. | L | 14-8 |
| 4/23/00 | Athens, Ga. | L | 15-5 |
| 3/16/01 | Fayetteville, Ark. | W | 8-5 |
| 3/17/01 | Fayetteville, Ark. | W | 20-3 |
| 3/18/01 | Fayetteville, Ark. | L | 7-6 |
| 3/15/02 | Athens, Ga. | L | 10-3 |
| 3/16/02 | Athens, Ga. | L | 8-4 |
| 3/17/02 | Athens, Ga. | W | 16-12 (10) |
| 4/4/03 | Fayetteville, Ark. | W | 9-4 |
| 4/5/03 | Fayetteville, Ark. | W | 14-3 |
| 4/6/03 | Fayetteville, Ark. | L | 10-4 |
| 3/24/06 | Fayetteville, Ark. | L | 2-0 |
| 3/25/06 | Fayetteville, Ark. | L | 8-7 |

| | | | |
|---------|--------------------|---|----------|
| 3/26/06 | Fayetteville, Ark. | W | 5-4 (10) |
| 4/20/07 | Athens, Ga. | L | 6-1 |
| 4/21/07 | Athens, Ga. | W | 7-6 (10) |
| 4/22/07 | Athens, Ga. | W | 9-3 |
| 3/14/08 | Fayetteville, Ark. | W | 5-1 |
| 3/15/08 | Fayetteville, Ark. | L | 15-11 |
| 3/16/08 | Fayetteville, Ark. | L | 13-2 |
| 4/17/09 | Athens, Ga. | L | 4-3 |
| 4/18/09 | Athens, Ga. | L | 4-3 |
| 4/19/09 | Athens, Ga. | W | 2-0 |
| 5/21/09 | Hoover, Ala.! | L | 2-1 (10) |
| 4/16/10 | Fayetteville, Ark. | W | 10-2 |
| 4/17/10 | Fayetteville, Ark. | W | 10-2 |
| 4/18/10 | Fayetteville, Ark. | W | 13-5 |
| 4/29/11 | Athens, Ga. | W | 10-4 |
| 4/30/11 | Athens, Ga. | L | 3-0 |
| 5/1/11 | Athens, Ga. | L | 6-5 |
| 4/6/12 | Fayetteville, Ark. | L | 4-2 |
| 4/7/12 | Fayetteville, Ark. | W | 8-3 |
| 4/8/12 | Fayetteville, Ark. | W | 8-0 |
| 4/26/13 | Athens, Ga. | W | 2-0 |
| 4/27/13 | Athens, Ga. | W | 2-1 |
| 5/14/15 | Athens, Ga. | L | 10-1 |
| 5/15/15 | Athens, Ga. | W | 9-0 |
| 5/16/15 | Athens, Ga. | W | 8-1 |
| 4/13/17 | Fayetteville, Ark. | W | 14-4 |
| 4/14/17 | Fayetteville, Ark. | W | 5-4 (10) |
| 4/15/17 | Fayetteville, Ark. | W | 11-3 |

GEORGIA TECH

Overall Series Record: 1-2
Record at Neutral Sites: 1-2

| DATE | SITE | W/L | SCORE |
|---------|--------------------|-----|-------|
| 5/26/85 | Tallahassee, Fla.+ | W | 7-5 |
| 3/6/93 | Minneapolis, Minn. | L | 3-2 |
| 5/23/98 | Wichita, Kan.+ | L | 2-0 |

GONZAGA

Overall Series Record: 3-5
Record in Fayetteville, Ark.: 2-3
Record in Seattle, Wash.: 0-1
Record at Neutral Sites: 1-1

| DATE | SITE | W/L | SCORE |
|---------|--------------------|-----|-------|
| 3/14/90 | Fresno, Calif. | W | 7-4 |
| 3/12/92 | Seattle, Wash. | L | 6-1 |
| 3/13/12 | Fayetteville, Ark. | W | 1-0 |
| 3/14/12 | Fayetteville, Ark. | W | 5-3 |
| 3/1/13 | Surprise, Ariz. | L | 3-0 |
| 3/10/15 | Fayetteville, Ark. | L | 6-2 |
| 3/11/15 | Fayetteville, Ark. | L | 15-5 |
| 3/9/16 | Fayetteville, Ark. | L | 15-10 |

GRAMBLING STATE

Overall Series Record: 5-0
Record in Fayetteville, Ark.: 5-0

| DATE | SITE | W/L | SCORE |
|---------|---------------------|-----|-------|
| 6/4/10 | Fayetteville, Ark.+ | W | 19-7 |
| 3/18/14 | Fayetteville, Ark. | W | 4-3 |
| 3/19/14 | Fayetteville, Ark. | W | 8-0 |
| 3/15/16 | Fayetteville, Ark. | W | 14-4 |
| 3/16/16 | Fayetteville, Ark. | W | 3-2 |

GRAND CANYON

Overall Series Record: 2-0
Record in Fayetteville, Ark.: 2-0

| DATE | SITE | W/L | SCORE |
|--------|--------------------|-----|-------|
| 4/5/17 | Fayetteville, Ark. | W | 11-2 |
| 4/5/17 | Fayetteville, Ark. | W | 6-1 |

HAWAII

Overall Series Record: 4-4
Record in Honolulu, Hawaii: 4-4

| DATE | SITE | W/L | SCORE |
|---------|------------------|-----|----------|
| 2/27/87 | Honolulu, Hawaii | L | 8-4 |
| 2/28/87 | Honolulu, Hawaii | L | 6-5 (10) |
| 3/1/87 | Honolulu, Hawaii | W | 9-7 (10) |
| 3/2/87 | Honolulu, Hawaii | W | 7-4 |
| 3/1/90 | Honolulu, Hawaii | L | 9-3 |
| 3/2/90 | Honolulu, Hawaii | W | 17-9 |
| 3/2/90 | Honolulu, Hawaii | L | 2-1 |
| 3/2/06 | Honolulu, Hawaii | W | 5-1 |

SERIES HISTORY

HAWAII PACIFIC

Overall Series Record: 3-1
Record in Honolulu, Hawaii: 3-1

| DATE | SITE | W/L | SCORE |
|---------|------------------|-----|-------|
| 2/25/87 | Honolulu, Hawaii | L | 6-4 |
| 2/26/87 | Honolulu, Hawaii | W | 10-7 |
| 2/27/91 | Honolulu, Hawaii | W | 12-2 |
| 2/28/91 | Honolulu, Hawaii | W | 5-4 |

HOUSTON

Overall Series Record: 38-27
Record in Fayetteville, Ark.: 17-7
Record in Houston, Texas: 14-16
Record at Neutral Sites: 7-4

| DATE | SITE | W/L | SCORE |
|---------|-------------------------|-----|-----------|
| 4/27/74 | Houston, Texas | L | 8-0 |
| 4/27/74 | Houston, Texas | L | 6-5 |
| 4/27/74 | Houston, Texas | L | 8-3 |
| 4/25/75 | Houston, Texas | W | 5-1 |
| 4/26/75 | Houston, Texas | W | 3-0 |
| 4/26/75 | Houston, Texas | L | 10-3 |
| 3/5/76 | Houston, Texas | L | 9-4 |
| 3/6/76 | Houston, Texas | L | 1-0 |
| 3/6/76 | Houston, Texas | L | 3-2 |
| 3/4/77 | Fayetteville, Ark. | W | 5-3 |
| 3/5/77 | Fayetteville, Ark. | W | 2-0 |
| 3/5/77 | Fayetteville, Ark. | L | 5-0 |
| 4/21/78 | Houston, Texas | W | 6-5 |
| 4/22/78 | Houston, Texas | W | 5-1 |
| 4/22/78 | Houston, Texas | L | 14-4 |
| 4/20/79 | Fayetteville, Ark. | W | 5-3 |
| 4/21/79 | Fayetteville, Ark. | W | 3-0 |
| 4/21/79 | Fayetteville, Ark. | W | 11-10 (8) |
| 3/21/80 | Houston, Texas | W | 13-6 |
| 3/22/80 | Houston, Texas | W | 4-2 |
| 3/22/80 | Houston, Texas | L | 11-6 |
| 4/17/81 | Fayetteville, Ark. | L | 5-3 |
| 4/18/81 | Fayetteville, Ark. | W | 15-4 |
| 4/18/81 | Fayetteville, Ark. | W | 2-1 |
| 5/15/81 | Austin, Texas! | L | 7-2 |
| 5/17/81 | Austin, Texas! | W | 9-3 |
| 4/16/82 | Houston, Texas | L | 7-3 |
| 4/17/82 | Houston, Texas | L | 2-0 |
| 4/17/82 | Houston, Texas | W | 1-0 (10) |
| 5/14/82 | College Station, Texas! | W | 9-6 |
| 5/16/82 | College Station, Texas! | L | 9-8 |
| 4/10/83 | Fayetteville, Ark. | W | 1-0 |
| 4/10/83 | Fayetteville, Ark. | L | 12-8 |
| 4/11/83 | Fayetteville, Ark. | W | 9-1 |
| 5/13/83 | Austin, Texas! | W | 4-3 |
| 5/15/83 | Austin, Texas! | W | 9-7 |
| 4/14/84 | Houston, Texas | L | 6-5 |
| 4/14/84 | Houston, Texas | W | 17-4 |
| 4/15/84 | Houston, Texas | L | 4-3 |
| 4/5/85 | Fayetteville, Ark. | W | 16-12 |
| 4/6/85 | Fayetteville, Ark. | W | 5-4 |
| 4/6/85 | Fayetteville, Ark. | L | 10-9 |
| 4/4/86 | Houston, Texas | W | 15-6 |
| 4/5/86 | Houston, Texas | W | 3-2 |
| 4/5/86 | Houston, Texas | W | 10-6 |
| 3/27/87 | Fayetteville, Ark. | L | 4-3 |
| 3/28/87 | Fayetteville, Ark. | W | 10-3 |
| 3/28/87 | Fayetteville, Ark. | W | 12-6 |
| 5/17/87 | Austin, Texas! | W | 14-9 |
| 4/1/88 | Houston, Texas | L | 8-2 |
| 4/2/88 | Houston, Texas | W | 16-7 |
| 4/2/88 | Houston, Texas | L | 6-5 (10) |
| 3/24/89 | Fayetteville, Ark. | W | 10-1 |
| 3/25/89 | Fayetteville, Ark. | W | 3-0 |
| 3/25/89 | Fayetteville, Ark. | W | 8-3 |
| 5/19/89 | College Station, Texas! | W | 5-4 |
| 3/23/90 | Houston, Texas | W | 6-1 |
| 3/24/90 | Houston, Texas | W | 6-4 |
| 3/24/90 | Houston, Texas | L | 6-0 |
| 5/19/90 | Austin, Texas! | L | 7-1 |
| 3/29/91 | Fayetteville, Ark. | L | 4-3 |
| 3/30/91 | Fayetteville, Ark. | W | 6-2 |
| 3/30/91 | Fayetteville, Ark. | L | 6-5 |
| 3/3/12 | Houston, Texas | L | 4-1 |
| 2/27/17 | Houston, Texas | W | 12-3 |

ILLINOIS

Overall Series Record: 3-0
Record in Fayetteville, Ark.: 2-0
Record at Neutral Sites: 1-0

| DATE | SITE | W/L | SCORE |
|---------|--------------------|-----|-------|
| 3/13/84 | Fayetteville, Ark. | W | 18-5 |
| 3/14/84 | Fayetteville, Ark. | W | 6-5 |
| 5/28/89 | Waterbury, Conn.+ | W | 9-2 |

ILLINOIS-CHICAGO

Overall Series Record: 7-1
Record in Fayetteville, Ark.: 7-1

| DATE | SITE | W/L | SCORE |
|---------|--------------------|-----|----------|
| 3/1/03 | Fayetteville, Ark. | W | 8-7 (11) |
| 3/1/03 | Fayetteville, Ark. | W | 6-4 |
| 3/2/03 | Fayetteville, Ark. | W | 13-2 |
| 3/12/04 | Fayetteville, Ark. | W | 4-3 |
| 3/14/04 | Fayetteville, Ark. | L | 9-1 |
| 3/3/05 | Fayetteville, Ark. | W | 7-4 |
| 3/5/05 | Fayetteville, Ark. | W | 15-4 |
| 3/6/05 | Fayetteville, Ark. | W | 9-2 |

ILLINOIS STATE

Overall Series Record: 5-1
Record in Fayetteville, Ark.: 5-1

| DATE | SITE | W/L | SCORE |
|---------|--------------------|-----|----------|
| 3/6/92 | Fayetteville, Ark. | W | 14-3 |
| 3/7/92 | Fayetteville, Ark. | W | 6-5 (10) |
| 3/8/92 | Fayetteville, Ark. | W | 15-4 |
| 2/23/07 | Fayetteville, Ark. | W | 12-1 |
| 2/24/07 | Fayetteville, Ark. | L | 12-10 |
| 2/25/07 | Fayetteville, Ark. | W | 9-8 (10) |

INDIANA

Overall Series Record: 1-1
Record in Fayetteville, Ark.: 1-0
Record at Neutral Sites: 0-1

| DATE | SITE | W/L | SCORE |
|---------|--------------------|-----|-------|
| 3/28/67 | San Antonio, Texas | L | 13-3 |
| 3/21/82 | Fayetteville, Ark. | W | 5-3 |

INDIANA STATE

Overall Series Record: 11-4
Record in Fayetteville, Ark.: 9-3
Record in Terre Haute, Ind.: 2-1

| DATE | SITE | W/L | SCORE |
|---------|--------------------|-----|-------|
| 3/10/84 | Fayetteville, Ark. | W | 3-2 |
| 3/10/84 | Fayetteville, Ark. | W | 7-3 |
| 3/11/84 | Fayetteville, Ark. | W | 6-3 |
| 3/8/85 | Fayetteville, Ark. | W | 9-7 |
| 3/9/85 | Fayetteville, Ark. | W | 7-2 |
| 3/9/85 | Fayetteville, Ark. | W | 3-1 |
| 3/9/86 | Fayetteville, Ark. | L | 5-1 |
| 3/9/86 | Fayetteville, Ark. | W | 2-1 |
| 3/10/86 | Fayetteville, Ark. | W | 12-3 |
| 3/12/88 | Fayetteville, Ark. | L | 11-9 |
| 3/12/88 | Fayetteville, Ark. | L | 13-9 |
| 4/1/90 | Fayetteville, Ark. | W | 4-2 |
| 4/26/91 | Terre Haute, Ind. | L | 7-3 |
| 4/27/91 | Terre Haute, Ind. | W | 6-5 |
| 4/27/91 | Terre Haute, Ind. | W | 8-3 |

IOWA

Overall Series Record: 2-0
Record in Fayetteville, Ark.: 1-0
Record at Neutral Sites: 1-0

| DATE | SITE | W/L | SCORE |
|---------|--------------------|-----|-------|
| 3/27/79 | Fayetteville, Ark. | W | 7-4 |
| 2/14/97 | Arlington, Texas | W | 26-6 |

IOWA STATE

Overall Series Record: 11-0
Record in Fayetteville, Ark.: 11-0

| DATE | SITE | W/L | SCORE |
|---------|--------------------|-----|-------|
| 3/14/77 | Fayetteville, Ark. | W | 4-1 |
| 3/14/77 | Fayetteville, Ark. | W | 2-0 |
| 3/16/86 | Fayetteville, Ark. | W | 4-0 |
| 3/10/89 | Fayetteville, Ark. | W | 1-0 |
| 3/11/89 | Fayetteville, Ark. | W | 9-4 |
| 3/1/96 | Fayetteville, Ark. | W | 14-0 |
| 3/2/96 | Fayetteville, Ark. | W | 21-5 |
| 3/3/96 | Fayetteville, Ark. | W | 12-2 |
| 3/10/97 | Fayetteville, Ark. | W | 21-11 |
| 2/20/99 | Fayetteville, Ark. | W | 10-4 |
| 2/21/99 | Fayetteville, Ark. | W | 18-7 |

KANSAS

Overall Series Record: 36-12
Record in Fayetteville, Ark.: 33-9
Record in Lawrence, Kan.: 3-3

| DATE | SITE | W/L | SCORE |
|---------|--------------------|-----|-------|
| 3/28/60 | Fayetteville, Ark. | W | 11-6 |
| 3/29/60 | Fayetteville, Ark. | W | 18-0 |

| | | | |
|---------|--------------------|---|----------|
| 4/1/63 | Lawrence, Kan. | W | 15-7 |
| 4/2/63 | Lawrence, Kan. | L | 9-1 |
| 5/3/85 | Fayetteville, Ark. | W | 10-4 |
| 5/4/85 | Fayetteville, Ark. | W | 6-5 |
| 5/4/85 | Fayetteville, Ark. | W | 6-2 |
| 2/27/88 | Fayetteville, Ark. | W | 12-3 |
| 2/27/88 | Fayetteville, Ark. | W | 19-4 |
| 2/28/88 | Fayetteville, Ark. | W | 5-3 |
| 2/25/89 | Fayetteville, Ark. | W | 3-2 |
| 2/25/89 | Fayetteville, Ark. | W | 7-0 |
| 2/26/89 | Fayetteville, Ark. | W | 18-4 |
| 2/24/90 | Fayetteville, Ark. | L | 10-4 |
| 2/25/90 | Fayetteville, Ark. | W | 3-2 |
| 2/22/91 | Fayetteville, Ark. | W | 8-1 |
| 2/23/91 | Fayetteville, Ark. | W | 6-5 |
| 2/24/91 | Fayetteville, Ark. | W | 17-3 |
| 2/21/92 | Fayetteville, Ark. | W | 13-5 |
| 2/22/92 | Fayetteville, Ark. | L | 7-4 |
| 2/23/92 | Fayetteville, Ark. | L | 4-1 |
| 3/17/92 | Lawrence, Kan. | L | 6-5 |
| 2/27/93 | Fayetteville, Ark. | L | 3-1 |
| 2/27/93 | Fayetteville, Ark. | W | 6-4 |
| 2/28/93 | Fayetteville, Ark. | W | 9-2 |
| 2/18/94 | Fayetteville, Ark. | L | 5-3 |
| 2/19/94 | Fayetteville, Ark. | L | 4-2 |
| 2/20/94 | Fayetteville, Ark. | W | 5-3 |
| 2/17/95 | Fayetteville, Ark. | W | 12-10 |
| 2/18/95 | Fayetteville, Ark. | W | 8-2 |
| 2/19/95 | Fayetteville, Ark. | W | 8-6 |
| 3/18/96 | Lawrence, Kan. | L | 8-3 |
| 3/18/97 | Fayetteville, Ark. | W | 8-5 |
| 3/19/97 | Fayetteville, Ark. | L | 8-2 |
| 3/18/98 | Lawrence, Kan. | W | 12-7 |
| 3/23/99 | Fayetteville, Ark. | W | 7-6 |
| 3/24/99 | Fayetteville, Ark. | L | 9-6 |
| 3/22/00 | Lawrence, Kan. | W | 10-3 |
| 3/27/01 | Fayetteville, Ark. | W | 6-5 |
| 3/11/03 | Fayetteville, Ark. | W | 2-1 |
| 3/9/07 | Fayetteville, Ark. | W | 8-7 |
| 3/10/07 | Fayetteville, Ark. | W | 4-0 |
| 3/11/07 | Fayetteville, Ark. | W | 5-2 |
| 2/27/08 | Fayetteville, Ark. | W | 2-1 |
| 2/24/09 | Fayetteville, Ark. | L | 9-3 |
| 2/25/09 | Fayetteville, Ark. | W | 9-8 (10) |
| 3/2/10 | Fayetteville, Ark. | W | 15-3 |
| 3/15/11 | Fayetteville, Ark. | W | 4-2 |

KANSAS STATE

Overall Series Record: 30-20
Record in Fayetteville, Ark.: 28-14
Record in Manhattan, Kan.: 0-5
Record at Neutral Sites: 2-1

| DATE | SITE | W/L | SCORE |
|---------|--------------------|-----|----------|
| 4/4/66 | Fayetteville, Ark. | L | 12-3 |
| 4/4/66 | Fayetteville, Ark. | L | 6-2 |
| 5/8/67 | Manhattan, Kan. | L | 13-2 |
| 5/8/67 | Manhattan, Kan. | L | 3-2 |
| 4/26/69 | Fayetteville, Ark. | W | 10-6 |
| 4/26/69 | Fayetteville, Ark. | L | 6-4 |
| 3/14/73 | Fayetteville, Ark. | W | 9-7 |
| 3/14/73 | Fayetteville, Ark. | W | 8-2 |
| 3/12/74 | Fayetteville, Ark. | L | 2-1 |
| 3/12/74 | Fayetteville, Ark. | L | 2-1 |
| 3/1/75 | Fayetteville, Ark. | L | 3-0 |
| 3/1/75 | Fayetteville, Ark. | W | 6-1 |
| 3/2/75 | Fayetteville, Ark. | L | 5-4 |
| 3/2/75 | Fayetteville, Ark. | W | 11-1 |
| 3/14/80 | Fayetteville, Ark. | W | 8-4 |
| 3/14/80 | Fayetteville, Ark. | W | 8-3 |
| 3/13/83 | Fayetteville, Ark. | W | 12-1 |
| 2/22/85 | Fayetteville, Ark. | W | 5-1 |
| 2/20/86 | Fayetteville, Ark. | L | 8-7 |
| 3/6/87 | Fayetteville, Ark. | L | 4-3 |
| 3/7/87 | Fayetteville, Ark. | W | 12-7 |
| 3/4/88 | Fayetteville, Ark. | W | 8-7 |
| 3/5/88 | Fayetteville, Ark. | W | 9-5 |
| 4/30/89 | Fayetteville, Ark. | W | 9-4 |
| 5/1/89 | Fayetteville, Ark. | L | 7-2 |
| 2/17/90 | Fayetteville, Ark. | W | 2-1 |
| 2/17/90 | Fayetteville, Ark. | W | 5-1 |
| 2/18/90 | Fayetteville, Ark. | L | 5-4 |
| 2/16/91 | Fayetteville, Ark. | L | 6-0 |
| 2/16/91 | Fayetteville, Ark. | W | 3-2 |
| 2/17/91 | Fayetteville, Ark. | W | 3-2 (10) |
| 2/15/92 | Fayetteville, Ark. | L | 18-13 |
| 2/15/92 | Fayetteville, Ark. | W | 13-0 |
| 2/16/92 | Fayetteville, Ark. | W | 19-9 |
| 3/16/92 | Manhattan, Kan. | L | 11-7 |
| 2/21/93 | Fayetteville, Ark. | W | 10-1 |

SERIES HISTORY

| | | | |
|---------|--------------------|---|----------|
| 2/25/94 | Fayetteville, Ark. | W | 22-4 |
| 2/26/94 | Fayetteville, Ark. | L | 11-10 |
| 2/27/94 | Fayetteville, Ark. | W | 4-1 |
| 2/23/96 | Fayetteville, Ark. | W | 7-6 (10) |
| 2/24/96 | Fayetteville, Ark. | W | 9-5 |
| 2/25/96 | Fayetteville, Ark. | W | 11-3 |
| 2/15/97 | Arlington, Texas | L | 7-6 |
| 3/20/01 | Shreveport, La. | W | 2-0 |
| 3/7/03 | Manhattan, Kan. | L | 9-8 |
| 3/9/03 | Fayetteville, Ark. | W | 12-4 |
| 3/10/03 | Fayetteville, Ark. | W | 4-3 |
| 3/10/03 | Fayetteville, Ark. | W | 18-5 |
| 6/2/13 | Manhattan, Kan.+ | L | 4-3 |
| 4/25/17 | Kansas City, Mo. | W | 6-5 |

KENT STATE

Overall Series Record: 1-0
Record at Neutral Sites: 1-0

| DATE | SITE | W/L | SCORE |
|---------|--------------|-----|-------|
| 6/16/12 | Omaha, Neb.+ | W | 8-1 |

KENTUCKY

Overall Series Record: 39-25
Record in Fayetteville, Ark.: 20-10
Record in Lexington, Ky.: 17-13
Record at Neutral Sites: 2-2

| DATE | SITE | W/L | SCORE |
|---------|--------------------|-----|----------|
| 2/28/89 | Lakeland, Fla. | W | 8-4 |
| 3/1/89 | Lakeland, Fla. | L | 6-2 |
| 4/4/92 | Lexington, Ky. | L | 14-6 |
| 4/4/92 | Lexington, Ky. | W | 10-9 |
| 4/5/92 | Lexington, Ky. | L | 10-7 |
| 4/9/93 | Fayetteville, Ark. | W | 1-0 |
| 4/10/93 | Fayetteville, Ark. | L | 9-3 |
| 4/10/93 | Fayetteville, Ark. | W | 8-4 |
| 3/23/96 | Lexington, Ky. | W | 16-9 |
| 3/23/96 | Lexington, Ky. | L | 6-5 |
| 3/24/96 | Lexington, Ky. | W | 7-5 |
| 5/15/96 | Birmingham, Ala.! | L | 7-5 |
| 3/21/97 | Fayetteville, Ark. | L | 11-5 |
| 3/22/97 | Fayetteville, Ark. | W | 9-8 (10) |
| 3/23/97 | Fayetteville, Ark. | W | 11-4 |
| 4/24/98 | Lexington, Ky. | W | 17-1 |
| 4/25/98 | Lexington, Ky. | L | 15-5 |
| 4/26/98 | Lexington, Ky. | L | 4-3 |
| 4/9/99 | Fayetteville, Ark. | W | 15-2 |
| 4/10/99 | Fayetteville, Ark. | W | 10-1 |
| 4/11/99 | Fayetteville, Ark. | W | 9-5 |
| 5/19/99 | Hoover, Ala.! | W | 6-4 |
| 4/28/00 | Fayetteville, Ark. | L | 7-6 |
| 4/29/00 | Fayetteville, Ark. | W | 12-10 |
| 4/30/00 | Fayetteville, Ark. | W | 8-5 |
| 4/27/01 | Lexington, Ky. | L | 5-4 |
| 4/28/01 | Lexington, Ky. | W | 16-11 |
| 4/29/01 | Lexington, Ky. | W | 9-5 |
| 5/3/02 | Fayetteville, Ark. | W | 5-1 |
| 5/4/02 | Fayetteville, Ark. | L | 5-2 |
| 5/5/02 | Fayetteville, Ark. | L | 1-0 |
| 3/28/03 | Lexington, Ky. | W | 9-2 |
| 3/29/03 | Lexington, Ky. | W | 2-1 |
| 3/30/03 | Lexington, Ky. | W | 10-9 |
| 4/23/04 | Fayetteville, Ark. | W | 9-4 |
| 4/24/04 | Fayetteville, Ark. | W | 5-4 |
| 4/25/04 | Fayetteville, Ark. | W | 11-10 |
| 4/30/05 | Lexington, Ky. | W | 8-5 |
| 4/30/05 | Lexington, Ky. | L | 11-8 |
| 5/1/05 | Lexington, Ky. | L | 7-1 |
| 4/14/06 | Fayetteville, Ark. | W | 10-9 |
| 4/15/06 | Fayetteville, Ark. | W | 10-6 |
| 4/16/06 | Fayetteville, Ark. | L | 7-5 |
| 3/16/07 | Lexington, Ky. | W | 10-2 |
| 3/17/07 | Lexington, Ky. | L | 7-5 |
| 3/18/07 | Lexington, Ky. | W | 14-5 |
| 4/2/10 | Fayetteville, Ark. | L | 12-8 |
| 4/3/10 | Fayetteville, Ark. | W | 10-1 |
| 4/4/10 | Fayetteville, Ark. | W | 17-16 |
| 4/23/11 | Lexington, Ky. | L | 3-2 |
| 4/23/11 | Lexington, Ky. | L | 3-1 |
| 4/24/11 | Lexington, Ky. | W | 5-1 (6) |
| 4/13/12 | Fayetteville, Ark. | W | 8-7 |
| 4/14/12 | Fayetteville, Ark. | L | 5-4 |
| 4/14/12 | Fayetteville, Ark. | L | 2-1 |
| 5/3/13 | Lexington, Ky. | W | 2-1 |
| 5/4/13 | Lexington, Ky. | W | 5-3 |
| 5/4/13 | Lexington, Ky. | L | 4-3 |
| 4/10/15 | Fayetteville, Ark. | W | 5-3 |
| 4/11/15 | Fayetteville, Ark. | L | 16-4 |
| 4/12/15 | Fayetteville, Ark. | W | 7-3 |

| | | | |
|---------|----------------|---|-----|
| 4/22/16 | Lexington, Ky. | W | 1-0 |
| 4/23/16 | Lexington, Ky. | W | 2-0 |
| 4/23/16 | Lexington, Ky. | L | 5-4 |

LAMAR

Overall Series Record: 5-3
Record in Fayetteville, Ark.: 5-1
Record at Neutral Sites: 0-2

| DATE | SITE | W/L | SCORE |
|---------|--------------------|-----|----------|
| 3/25/74 | Fayetteville, Ark. | W | 5-4 |
| 3/27/91 | Fayetteville, Ark. | W | 14-2 |
| 3/28/91 | Fayetteville, Ark. | W | 6-5 |
| 5/12/93 | Fayetteville, Ark. | W | 5-1 |
| 5/13/93 | Fayetteville, Ark. | W | 12-10 |
| 5/13/93 | Fayetteville, Ark. | L | 14-7 |
| 5/30/03 | Austin, Texas+ | L | 3-2 |
| 5/31/03 | Austin, Texas+ | L | 7-6 (11) |

LE MOYNE

Overall Series Record: 2-1
Record in Fayetteville, Ark.: 1-0
Record at Neutral Sites: 1-1

| DATE | SITE | W/L | SCORE |
|---------|---------------------|-----|-------|
| 5/25/89 | Waterbury, Conn.+ | L | 7-5 |
| 5/29/89 | Waterbury, Conn.+ | W | 6-5 |
| 6/4/04 | Fayetteville, Ark.+ | W | 4-1 |

LIBERTY

Overall Series Record: 1-0
Record at Neutral Sites: 1-0

| DATE | SITE | W/L | SCORE |
|---------|-----------------------|-----|-------|
| 5/30/14 | Charlottesville, Va.+ | W | 3-2 |

LINCOLN

Overall Series Record: 2-0
Record in Fayetteville, Ark.: 2-0

| DATE | SITE | W/L | SCORE |
|--------|--------------------|-----|-------|
| 3/8/72 | Fayetteville, Ark. | W | 8-2 |
| 3/8/72 | Fayetteville, Ark. | W | 10-0 |

LONG BEACH STATE

Overall Series Record: 6-7
Record in Fayetteville, Ark.: 4-3
Record in Long Beach, Calif.: 2-4

| DATE | SITE | W/L | SCORE |
|---------|--------------------|-----|----------|
| 4/7/98 | Fayetteville, Ark. | W | 5-3 |
| 4/8/98 | Fayetteville, Ark. | W | 12-9 |
| 3/5/99 | Long Beach, Calif. | L | 5-4 (12) |
| 3/6/99 | Long Beach, Calif. | W | 11-4 |
| 3/7/99 | Long Beach, Calif. | L | 8-0 |
| 2/25/00 | Fayetteville, Ark. | L | 9-8 |
| 2/26/00 | Fayetteville, Ark. | L | 16-3 |
| 2/27/00 | Fayetteville, Ark. | L | 8-6 |
| 2/17/01 | Fayetteville, Ark. | W | 12-4 |
| 2/18/01 | Fayetteville, Ark. | W | 6-3 |
| 2/22/02 | Long Beach, Calif. | L | 7-1 |
| 2/23/02 | Long Beach, Calif. | L | 4-0 |
| 2/24/02 | Long Beach, Calif. | W | 5-3 |

LOUISIANA COLLEGE

Overall Series Record: 0-1
Record in Pineville, La.: 0-1

| DATE | SITE | W/L | SCORE |
|------|----------------|-----|-------|
| 1960 | Pineville, La. | L | 12-5 |

LOUISIANA-LAFAYETTE

Overall Series Record: 1-4
Record in Fayetteville, Ark.: 1-0
Record in Lafayette, La.: 0-2
Record at Neutral Sites: 0-2

| DATE | SITE | W/L | SCORE |
|---------|--------------------|-----|-------|
| 5/15/85 | Fayetteville, Ark. | W | 11-2 |
| 2/26/86 | Lafayette, La. | L | 5-3 |
| 3/19/89 | Shreveport, La. | L | 8-4 |
| 3/16/91 | Shreveport, La. | L | 11-2 |
| 2/12/99 | Lafayette, La. | L | 6-2 |

LOUISIANA TECH

Overall Series Record: 23-5
Record in Fayetteville, Ark.: 11-1
Record in Ruston, La.: 7-3
Record at Neutral Sites: 5-1

| DATE | SITE | W/L | SCORE |
|---------|-------------------------|-----|----------|
| 2/27/86 | Ruston, La. | W | 12-2 |
| 3/18/88 | Shreveport, La. | W | 4-2 |
| 3/21/90 | Fayetteville, Ark. | W | 6-3 |
| 3/21/90 | Fayetteville, Ark. | W | 4-1 |
| 4/9/97 | Fayetteville, Ark. | W | 8-0 |
| 4/9/97 | Fayetteville, Ark. | W | 3-2 |
| 3/31/98 | Fayetteville, Ark. | W | 19-8 |
| 3/16/99 | Ruston, La. | W | 10-3 |
| 3/20/01 | Shreveport, La. | L | 12-1 |
| 3/19/03 | Shreveport, La. | W | 19-7 |
| 2/13/04 | Fayetteville, Ark. | W | 2-0 |
| 2/14/04 | Fayetteville, Ark. | W | 22-2 |
| 2/15/04 | Fayetteville, Ark. | W | 13-2 |
| 2/18/05 | Ruston, La. | W | 5-2 |
| 2/19/05 | Ruston, La. | L | 10-8 |
| 2/20/05 | Ruston, La. | W | 9-4 |
| 2/24/06 | Fayetteville, Ark. | W | 10-9 |
| 2/24/06 | Fayetteville, Ark. | W | 13-2 |
| 2/25/06 | Fayetteville, Ark. | W | 10-2 |
| 2/2/07 | Ruston, La. | W | 4-2 |
| 2/3/07 | Ruston, La. | L | 9-2 |
| 2/4/07 | Ruston, La. | W | 6-2 |
| 2/29/08 | College Station, Texas | W | 9-8 |
| 5/11/10 | North Little Rock, Ark. | W | 5-4 (10) |
| 5/15/12 | North Little Rock, Ark. | W | 6-5 (10) |
| 3/2/16 | Fayetteville, Ark. | L | 3-2 |
| 2/28/17 | Ruston, La. | L | 4-3 |
| 3/1/17 | Ruston, La. | W | 13-10 |

LOYOLA (LA.)

Overall Series Record: 0-2
Record in New Orleans, La.: 0-2

| DATE | SITE | W/L | SCORE |
|------|------------------|-----|-------|
| 1960 | New Orleans, La. | L | 11-6 |
| 1960 | New Orleans, La. | L | 9-5 |

LOYOLA MARYMOUNT

Overall Series Record: 2-2
Record at Home: 2-1
Record at Neutral Sites: 0-1

| DATE | SITE | W/L | SCORE |
|---------|--------------------|-----|-------|
| 5/27/88 | Stillwater, Okla.+ | L | 8-3 |
| 3/6/15 | Fayetteville, Ark. | W | 2-1 |
| 3/7/15 | Fayetteville, Ark. | W | 13-7 |
| 3/8/15 | Fayetteville, Ark. | L | 9-0 |

LSU

Overall Series Record: 31-70
Record in Fayetteville, Ark.: 16-24
Record in Baton Rouge, La.: 11-34
Record at Neutral Sites: 4-12

| DATE | SITE | W/L | SCORE |
|---------|--------------------|-----|-------|
| 1960 | Fayetteville, Ark. | L | 5-1 |
| 1960 | Baton Rouge, La. | W | 11-5 |
| 4/15/63 | Baton Rouge, La. | L | 10-5 |
| 4/16/63 | Baton Rouge, La. | L | 10-2 |
| 2/22/86 | Baton Rouge, La. | L | 8-7 |
| 2/23/86 | Baton Rouge, La. | W | 7-6 |
| 6/3/87 | Omaha, Neb.+ | L | 5-2 |
| 4/18/92 | Baton Rouge, La. | L | 12-2 |
| 4/18/92 | Baton Rouge, La. | L | 12-4 |
| 4/19/92 | Baton Rouge, La. | L | 8-4 |
| 5/14/93 | New Orleans, La.! | L | 8-1 |
| 4/24/93 | Fayetteville, Ark. | L | 3-0 |
| 4/24/93 | Fayetteville, Ark. | L | 4-2 |
| 4/25/93 | Fayetteville, Ark. | L | 8-2 |
| 5/22/93 | Baton Rouge, La.! | L | 13-7 |
| 4/23/94 | Baton Rouge, La. | L | 11-3 |
| 4/23/94 | Baton Rouge, La. | L | 16-4 |
| 4/24/94 | Baton Rouge, La. | W | 6-5 |
| 5/20/94 | Oxford, Miss.! | L | 6-4 |
| 4/21/95 | Fayetteville, Ark. | L | 10-3 |
| 4/23/95 | Fayetteville, Ark. | L | 13-7 |
| 4/23/95 | Fayetteville, Ark. | W | 5-3 |
| 5/21/95 | Starkville, Miss.! | L | 7-6 |
| 4/19/96 | Baton Rouge, La. | W | 3-2 |
| 4/20/96 | Baton Rouge, La. | L | 11-4 |
| 4/21/96 | Baton Rouge, La. | L | 9-4 |
| 5/2/97 | Fayetteville, Ark. | L | 13-8 |
| 5/3/97 | Fayetteville, Ark. | L | 11-5 |

SERIES HISTORY

| | | | |
|---------|--------------------|---|------------|
| 5/4/97 | Fayetteville, Ark. | W | 16-1 |
| 2/28/98 | New Orleans, La. | W | 6-5 (10) |
| 3/20/98 | Baton Rouge, La. | L | 9-5 |
| 3/21/98 | Baton Rouge, La. | L | 6-3 |
| 3/22/98 | Baton Rouge, La. | L | 27-6 |
| 5/13/98 | Hoover, Ala.! | W | 8-4 |
| 3/19/99 | Fayetteville, Ark. | W | 11-4 |
| 3/20/99 | Fayetteville, Ark. | L | 10-4 |
| 3/21/99 | Fayetteville, Ark. | W | 7-6 |
| 5/21/99 | Hoover, Ala.! | W | 9-8 |
| 4/7/00 | Baton Rouge, La. | L | 12-3 |
| 4/8/00 | Baton Rouge, La. | L | 12-5 |
| 4/9/00 | Baton Rouge, La. | L | 17-11 |
| 5/4/01 | Fayetteville, Ark. | W | 8-1 |
| 5/5/01 | Fayetteville, Ark. | W | 5-4 |
| 5/6/01 | Fayetteville, Ark. | W | 4-3 |
| 4/26/02 | Baton Rouge, La. | L | 3-0 |
| 4/27/02 | Baton Rouge, La. | L | 8-0 |
| 4/28/02 | Baton Rouge, La. | L | 13-5 |
| 5/16/03 | Fayetteville, Ark. | L | 11-3 |
| 5/17/03 | Fayetteville, Ark. | W | 6-5 (10) |
| 5/18/03 | Fayetteville, Ark. | L | 6-2 |
| 5/22/03 | Hoover, Ala.! | L | 5-4 |
| 4/9/04 | Baton Rouge, La. | W | 11-8 |
| 4/10/04 | Baton Rouge, La. | W | 11-10 |
| 4/11/04 | Baton Rouge, La. | W | 7-5 |
| 4/22/05 | Fayetteville, Ark. | L | 10-7 |
| 4/23/05 | Fayetteville, Ark. | L | 7-0 |
| 4/24/05 | Fayetteville, Ark. | L | 6-0 |
| 4/28/06 | Baton Rouge, La. | L | 7-6 |
| 4/29/06 | Baton Rouge, La. | W | 4-2 |
| 4/30/06 | Baton Rouge, La. | L | 7-5 |
| 5/4/07 | Fayetteville, Ark. | L | 6-5 |
| 5/5/07 | Fayetteville, Ark. | W | 5-0 |
| 5/6/07 | Fayetteville, Ark. | L | 5-3 |
| 3/21/08 | Baton Rouge, La. | L | 8-7 (11) |
| 3/22/08 | Baton Rouge, La. | W | 14-13 (10) |
| 3/23/08 | Baton Rouge, La. | L | 4-2 |
| 5/2/09 | Fayetteville, Ark. | W | 11-4 |
| 5/2/09 | Fayetteville, Ark. | L | 5-0 |
| 5/3/09 | Fayetteville, Ark. | L | 4-3 |
| 6/15/09 | Omaha, Neb.+ | L | 9-1 |
| 6/19/09 | Omaha, Neb.+ | L | 14-5 |
| 3/19/10 | Baton Rouge, La. | W | 6-3 |
| 3/20/10 | Baton Rouge, La. | L | 8-7 |
| 3/21/10 | Baton Rouge, La. | L | 5-1 |
| 4/8/11 | Fayetteville, Ark. | W | 2-0 |
| 4/9/11 | Fayetteville, Ark. | W | 4-3 |
| 4/10/11 | Fayetteville, Ark. | W | 5-4 |
| 3/30/12 | Baton Rouge, La. | L | 10-6 |
| 3/31/12 | Baton Rouge, La. | L | 2-1 |
| 4/1/12 | Baton Rouge, La. | L | 3-2 (11) |
| 4/12/13 | Fayetteville, Ark. | L | 6-2 |
| 4/13/13 | Fayetteville, Ark. | W | 8-3 |
| 4/14/13 | Fayetteville, Ark. | L | 5-3 (10) |
| 5/23/13 | Hoover, Ala.! | W | 4-1 |
| 5/25/13 | Hoover, Ala.! | L | 3-1 |
| 4/11/14 | Baton Rouge, La. | L | 10-7 |
| 4/12/14 | Baton Rouge, La. | L | 5-3 |
| 4/13/14 | Baton Rouge, La. | W | 10-4 |
| 5/22/14 | Hoover, Ala.! | L | 7-2 |
| 5/24/14 | Hoover, Ala.! | L | 11-1 |
| 3/19/15 | Fayetteville, Ark. | W | 5-1 |
| 3/20/15 | Fayetteville, Ark. | L | 16-3 |
| 3/21/15 | Fayetteville, Ark. | L | 7-4 |
| 5/21/15 | Hoover, Ala.! | L | 10-5 |
| 5/6/16 | Baton Rouge, La. | L | 5-4 |
| 5/7/16 | Baton Rouge, La. | L | 10-9 (10) |
| 5/8/16 | Baton Rouge, La. | L | 7-1 |
| 4/7/17 | Fayetteville, Ark. | W | 9-3 |
| 4/8/17 | Fayetteville, Ark. | L | 10-8 |
| 4/9/17 | Fayetteville, Ark. | L | 2-0 |
| 5/27/17 | Hoover, Ala.! | L | 4-2 |

LUBBOCK CHRISTIAN

Overall Series Record: 4-0
Record in Fayetteville, Ark.: 4-0

| DATE | SITE | W/L | SCORE |
|--------|--------------------|-----|-------|
| 3/1/85 | Fayetteville, Ark. | W | 15-4 |
| 3/2/85 | Fayetteville, Ark. | W | 15-1 |
| 3/2/85 | Fayetteville, Ark. | W | 4-1 |
| 3/9/87 | Fayetteville, Ark. | W | 13-3 |

LUTHER

Overall Series Record: 4-0
Record in Fayetteville, Ark.: 4-0

| DATE | SITE | W/L | SCORE |
|---------|--------------------|-----|-------|
| 3/22/76 | Fayetteville, Ark. | W | 6-5 |

| | | | |
|---------|--------------------|---|------|
| 3/22/76 | Fayetteville, Ark. | W | 13-3 |
| 3/20/78 | Fayetteville, Ark. | W | 5-1 |
| 3/20/78 | Fayetteville, Ark. | W | 10-0 |

MAINE

Overall Series Record: 1-0
Record at Neutral Sites: 1-0

| DATE | SITE | W/L | SCORE |
|---------|----------------|-----|-------|
| 3/15/90 | Fresno, Calif. | W | 14-0 |

MANKATO STATE

Overall Series Record: 3-1
Record in Fayetteville, Ark.: 3-1

| DATE | SITE | W/L | SCORE |
|---------|--------------------|-----|-------|
| 3/18/74 | Fayetteville, Ark. | W | 4-2 |
| 3/18/74 | Fayetteville, Ark. | L | 9-3 |
| 3/23/76 | Fayetteville, Ark. | W | 2-0 |
| 3/23/76 | Fayetteville, Ark. | W | 2-0 |

MARYLAND

Overall Series Record: 0-1
Record at Neutral Sites: 0-1

| DATE | SITE | W/L | SCORE |
|---------|--------------|-----|-------|
| 2/22/15 | Mobile, Ala. | L | 13-6 |

MCNEESE STATE

Overall Series Record: 6-3
Record in Fayetteville, Ark.: 4-3
Record in Lake Charles, La.: 2-0

| DATE | SITE | W/L | SCORE |
|---------|--------------------|-----|-------|
| 3/8/02 | Fayetteville, Ark. | W | 5-2 |
| 3/9/02 | Fayetteville, Ark. | L | 14-9 |
| 3/10/02 | Fayetteville, Ark. | L | 4-1 |
| 2/24/04 | Fayetteville, Ark. | W | 7-1 |
| 2/25/04 | Fayetteville, Ark. | W | 7-2 |
| 3/23/10 | Lake Charles, La. | W | 3-2 |
| 3/24/10 | Lake Charles, La. | W | 7-6 |
| 3/1/11 | Fayetteville, Ark. | L | 8-6 |
| 3/2/11 | Fayetteville, Ark. | W | 8-3 |

MEMPHIS

Overall Series Record: 24-13-1
Record in Fayetteville, Ark.: 10-3
Record in Memphis, Tenn.: 10-7-1
Record in North Little Rock, Ark.: 2-1
Record at Neutral Sites: 2-1

| DATE | SITE | W/L | SCORE |
|---------|-------------------------|-----|-------|
| 3/27/64 | Little Rock, Ark. | L | 5-3 |
| 3/28/64 | Little Rock, Ark. | L | 13-6 |
| 3/30/64 | Memphis, Tenn. | L | 6-0 |
| 3/31/64 | Memphis, Tenn. | W | 4-0 |
| 4/23/65 | Fayetteville, Ark. | L | 6-4 |
| 4/23/65 | Fayetteville, Ark. | W | 4-2 |
| 4/9/66 | Memphis, Tenn. | L | 9-8 |
| 4/9/66 | Memphis, Tenn. | L | 6-1 |
| 4/15/67 | Memphis, Tenn. | L | 8-1 |
| 4/15/67 | Memphis, Tenn. | W | 4-0 |
| 4/15/68 | Fayetteville, Ark. | L | 7-4 |
| 4/15/68 | Fayetteville, Ark. | W | 13-7 |
| 4/12/69 | Memphis, Tenn. | L | 6-0 |
| 4/12/69 | Memphis, Tenn. | W | 10-3 |
| 5/2/70 | Memphis, Tenn. | W | 7-6 |
| 5/2/70 | Memphis, Tenn. | W | 7-3 |
| 4/24/71 | Fayetteville, Ark. | W | 6-5 |
| 4/24/71 | Fayetteville, Ark. | W | 4-3 |
| 4/14/73 | Fayetteville, Ark. | W | 1-0 |
| 4/14/73 | Fayetteville, Ark. | L | 3-0 |
| 3/1/86 | Little Rock, Ark. | W | 6-2 |
| 2/14/87 | Memphis, Tenn. | W | 3-1 |
| 2/14/87 | Memphis, Tenn. | T | 2-2 |
| 2/21/87 | Fayetteville, Ark. | W | 21-5 |
| 2/22/87 | Fayetteville, Ark. | W | 14-7 |
| 3/15/93 | Memphis, Tenn. | L | 6-3 |
| 3/17/93 | Memphis, Tenn. | L | 8-7 |
| 3/16/94 | Fayetteville, Ark. | W | 7-1 |
| 3/17/94 | Fayetteville, Ark. | W | 6-3 |
| 5/15/95 | Memphis, Tenn. | W | 1-0 |
| 2/23/03 | Memphis, Tenn. | W | 10-9 |
| 3/22/11 | North Little Rock, Ark. | W | 7-2 |
| 3/23/11 | Memphis, Tenn. | W | 7-3 |
| 3/24/15 | North Little Rock, Ark. | L | 5-4 |
| 3/25/15 | Memphis, Tenn. | W | 7-3 |
| 4/6/16 | Memphis, Tenn. | W | 12-4 |
| 4/18/17 | Fayetteville, Ark. | W | 16-7 |
| 4/19/17 | North Little Rock, Ark. | W | 2-0 |

MIAMI (FLA.)

Overall Series Record: 0-5
Record in Coral Gables, Fla.: 0-3
Record at Neutral Sites: 0-2

| DATE | SITE | W/L | SCORE |
|---------|--------------------|-----|-------|
| 2/9/85 | Coral Gables, Fla. | L | 5-2 |
| 2/9/85 | Coral Gables, Fla. | L | 2-1 |
| 2/10/85 | Coral Gables, Fla. | L | 4-0 |
| 3/4/01 | Minneapolis, Minn. | L | 8-2 |
| 6/15/15 | Omaha, Neb.+ | L | 4-3 |

MIAMI (OHIO)

Overall Series Record: 6-0
Record in Fayetteville, Ark.: 5-0
Record at Neutral Sites: 1-0

| DATE | SITE | W/L | SCORE |
|---------|--------------------|-----|-------|
| 3/4/00 | Fayetteville, Ark. | W | 15-5 |
| 3/5/00 | Fayetteville, Ark. | W | 5-1 |
| 6/3/05 | Austin, Texas+ | W | 9-5 |
| 2/17/17 | Fayetteville, Ark. | W | 7-0 |
| 2/18/17 | Fayetteville, Ark. | W | 5-1 |
| 2/19/17 | Fayetteville, Ark. | W | 11-1 |

MIDDLE TENNESSEE

Overall Series Record: 1-0
Record at Neutral Sites: 1-0

| DATE | SITE | W/L | SCORE |
|---------|-------------------|-----|-------|
| 5/22/87 | Huntsville, Ala.+ | W | 10-7 |

MINNESOTA

Overall Series Record: 7-3
Record in Fayetteville, Ark.: 4-0
Record in Minneapolis, Minn.: 2-2
Record at Neutral Sites: 1-1

| DATE | SITE | W/L | SCORE |
|---------|--------------------|-----|-------|
| 3/28/70 | San Antonio, Texas | L | 10-1 |
| 3/28/70 | San Antonio, Texas | W | 8-7 |
| 4/3/83 | Fayetteville, Ark. | W | 8-5 |
| 3/5/93 | Minneapolis, Minn. | W | 11-4 |
| 3/2/01 | Minneapolis, Minn. | L | 6-0 |
| 2/25/05 | Fayetteville, Ark. | W | 5-4 |
| 2/26/05 | Fayetteville, Ark. | W | 12-3 |
| 2/27/05 | Fayetteville, Ark. | W | 4-3 |
| 3/4/07 | Minneapolis, Minn. | W | 5-1 |
| 3/4/07 | Minneapolis, Minn. | L | 10-5 |

MISSISSIPPI COLLEGE

Overall Series Record: 2-2
Record in Clinton, Miss.: 2-2

| DATE | SITE | W/L | SCORE |
|---------|----------------|-----|-------|
| 4/17/63 | Clinton, Miss. | W | 7-3 |
| 4/18/63 | Clinton, Miss. | L | 3-0 |
| 3/22/69 | Clinton, Miss. | W | 13-3 |
| 3/24/69 | Clinton, Miss. | L | 1-0 |

MISSISSIPPI STATE

Overall Series Record: 43-53
Record in Fayetteville, Ark.: 19-18
Record in Starkville, Miss.: 16-26
Record at Neutral Sites: 8-9

| DATE | SITE | W/L | SCORE |
|---------|--------------------|-----|-----------|
| 1960 | Fayetteville, Ark. | L | 3-2 |
| 4/11/66 | Starkville, Miss. | L | 9-3 |
| 4/12/66 | Starkville, Miss. | L | 18-0 |
| 4/12/68 | Starkville, Miss. | L | 19-11 |
| 5/4/70 | Starkville, Miss. | L | 6-0 |
| 5/4/70 | Starkville, Miss. | L | 1-0 |
| 4/23/80 | Greenville, Miss. | L | 7-6 (11) |
| 4/29/81 | Greenville, Miss. | L | 11-6 |
| 4/28/82 | Greenville, Miss. | L | 8-7 |
| 4/26/83 | Greenville, Miss. | L | 9-2 |
| 4/27/83 | Helena, Ark. | W | 5-3 |
| 4/24/84 | Greenville, Miss. | L | 9-8 |
| 4/25/84 | Little Rock, Ark. | W | 10-9 (10) |
| 4/30/85 | Greenville, Miss. | L | 16-2 |
| 5/1/85 | Little Rock, Ark. | W | 13-1 |
| 6/3/85 | Omaha, Neb.+ | L | 5-4 |
| 4/25/92 | Starkville, Miss. | L | 2-0 |
| 4/25/92 | Starkville, Miss. | L | 3-2 |
| 4/26/92 | Starkville, Miss. | L | 7-6 |
| 5/1/93 | Fayetteville, Ark. | L | 5-3 |
| 5/1/93 | Fayetteville, Ark. | L | 6-4 |
| 5/2/93 | Fayetteville, Ark. | W | 8-3 |
| 5/20/93 | Baton Rouge, La.! | W | 5-2 |
| 4/29/94 | Starkville, Miss. | L | 10-9 |

SERIES HISTORY

| | | | |
|---------|--------------------|---|------------|
| 4/30/94 | Starkville, Miss. | W | 12-11 |
| 5/1/94 | Starkville, Miss. | W | 14-4 |
| 4/28/95 | Fayetteville, Ark. | W | 16-1 |
| 4/29/95 | Fayetteville, Ark. | W | 10-9 |
| 4/30/95 | Fayetteville, Ark. | W | 12-7 |
| 4/26/96 | Starkville, Miss. | L | 8-6 |
| 4/27/96 | Starkville, Miss. | W | 6-2 |
| 4/28/96 | Starkville, Miss. | L | 10-6 |
| 5/9/97 | Fayetteville, Ark. | W | 8-5 |
| 5/10/97 | Fayetteville, Ark. | L | 13-5 |
| 5/11/97 | Fayetteville, Ark. | L | 17-10 |
| 5/8/98 | Starkville, Miss. | W | 14-10 (10) |
| 5/9/98 | Starkville, Miss. | L | 17-3 |
| 5/10/98 | Starkville, Miss. | W | 8-3 |
| 5/14/98 | Hoover, Ala.! | W | 10-3 |
| 5/16/98 | Hoover, Ala.! | W | 7-3 |
| 4/30/99 | Fayetteville, Ark. | W | 6-4 |
| 5/1/99 | Fayetteville, Ark. | W | 7-4 |
| 5/2/99 | Fayetteville, Ark. | W | 7-5 |
| 3/31/00 | Starkville, Miss. | L | 3-2 |
| 3/30/01 | Fayetteville, Ark. | W | 6-5 |
| 3/31/01 | Fayetteville, Ark. | L | 9-3 |
| 4/1/01 | Fayetteville, Ark. | L | 10-2 |
| 4/12/02 | Starkville, Miss. | L | 17-4 |
| 4/13/02 | Starkville, Miss. | W | 7-3 |
| 4/14/02 | Starkville, Miss. | L | 6-4 |
| 3/21/03 | Fayetteville, Ark. | L | 4-3 (10) |
| 3/22/03 | Fayetteville, Ark. | L | 8-3 |
| 3/23/03 | Fayetteville, Ark. | L | 5-1 |
| 5/15/04 | Starkville, Miss. | L | 3-2 |
| 5/16/04 | Starkville, Miss. | L | 5-4 |
| 5/16/04 | Starkville, Miss. | W | 4-2 |
| 3/25/05 | Fayetteville, Ark. | L | 5-3 |
| 3/26/05 | Fayetteville, Ark. | L | 13-4 |
| 3/27/05 | Fayetteville, Ark. | W | 10-5 |
| 4/22/06 | Starkville, Miss. | W | 6-2 |
| 4/22/06 | Starkville, Miss. | L | 9-8 |
| 4/23/06 | Starkville, Miss. | W | 6-4 |
| 4/6/07 | Fayetteville, Ark. | L | 11-9 |
| 4/7/07 | Fayetteville, Ark. | L | 2-1 |
| 4/8/07 | Fayetteville, Ark. | W | 9-3 |
| 5/15/08 | Starkville, Miss. | L | 6-5 |
| 5/16/08 | Starkville, Miss. | L | 6-5 |
| 5/17/08 | Starkville, Miss. | W | 15-10 |
| 3/27/09 | Fayetteville, Ark. | W | 20-9 |
| 3/29/09 | Fayetteville, Ark. | W | 5-1 |
| 3/29/09 | Fayetteville, Ark. | L | 12-4 |
| 4/9/10 | Starkville, Miss. | W | 8-3 |
| 4/10/10 | Starkville, Miss. | W | 8-5 |
| 4/11/10 | Starkville, Miss. | W | 13-3 |
| 4/15/11 | Fayetteville, Ark. | W | 6-5 |
| 4/16/11 | Fayetteville, Ark. | W | 6-1 |
| 4/17/11 | Fayetteville, Ark. | L | 5-3 |
| 5/26/11 | Hoover, Ala.! | W | 7-2 |
| 3/23/12 | Starkville, Miss. | L | 11-2 |
| 3/24/12 | Starkville, Miss. | W | 8-0 |
| 3/25/12 | Starkville, Miss. | W | 8-5 (11) |
| 5/22/12 | Hoover, Ala.! | L | 9-1 |
| 3/29/13 | Fayetteville, Ark. | W | 5-4 |
| 3/30/13 | Fayetteville, Ark. | L | 4-1 |
| 3/31/13 | Fayetteville, Ark. | W | 3-1 |
| 3/29/14 | Starkville, Miss. | W | 4-0 |
| 3/29/14 | Starkville, Miss. | L | 5-1 |
| 3/30/14 | Starkville, Miss. | L | 5-1 |
| 4/24/15 | Fayetteville, Ark. | W | 7-6 |
| 4/25/15 | Fayetteville, Ark. | W | 6-1 |
| 4/26/15 | Fayetteville, Ark. | L | 2-1 |
| 5/19/16 | Starkville, Miss. | L | 7-0 |
| 5/20/16 | Starkville, Miss. | L | 5-1 |
| 5/21/16 | Starkville, Miss. | L | 9-4 |
| 3/17/17 | Fayetteville, Ark. | W | 3-1 |
| 3/18/17 | Fayetteville, Ark. | W | 5-4 |
| 3/19/17 | Fayetteville, Ark. | W | 6-1 |
| 5/25/17 | Hoover, Ala.! | L | 4-3 |
| 5/26/17 | Hoover, Ala.! | W | 9-2 |

MISSISSIPPI VALLEY STATE

Overall Series Record: 10-0
Record in Fayetteville, Ark.: 8-0
Record at Neutral Sites: 2-0

| DATE | SITE | W/L | SCORE |
|---------|-------------------------|-----|-------|
| 5/12/08 | Fayetteville, Ark. | W | 12-3 |
| 3/26/13 | Fayetteville, Ark. | W | 6-0 |
| 3/27/13 | North Little Rock, Ark. | W | 2-1 |
| 3/25/14 | Fayetteville, Ark. | W | 6-0 |
| 3/25/14 | Fayetteville, Ark. | W | 12-1 |
| 3/26/14 | North Little Rock, Ark. | W | 3-0 |
| 4/7/15 | Fayetteville, Ark. | W | 8-1 |
| 4/8/15 | Fayetteville, Ark. | W | 14-0 |

| | | | |
|---------|--------------------|---|------|
| 2/23/16 | Fayetteville, Ark. | W | 21-4 |
| 2/24/16 | Fayetteville, Ark. | W | 20-0 |

MISSOURI

Overall Series Record: 18-14
Record in Fayetteville, Ark.: 8-4
Record in Columbia, Mo.: 9-6
Record at Neutral Sites: 1-4

| DATE | SITE | W/L | SCORE |
|---------|---------------------|-----|------------|
| 1960 | Fayetteville, Ark. | L | 21-8 |
| 1960 | Fayetteville, Ark. | W | 9-8 |
| 4/3/62 | Columbia, Mo. | L | 15-7 |
| 4/4/62 | Columbia, Mo. | L | 10-4 |
| 3/30/63 | Fayetteville, Ark. | L | 10-6 |
| 3/30/63 | Fayetteville, Ark. | W | 6-5 |
| 3/27/68 | San Antonio, Texas | L | 8-4 |
| 3/22/72 | Columbia, Mo. | W | 9-6 |
| 3/22/72 | Columbia, Mo. | L | 3-1 |
| 5/23/80 | Tulsa, Okla.+ | L | 6-0 |
| 3/2/81 | Lakeland, Fla. | W | 7-5 |
| 3/3/81 | Lakeland, Fla. | L | 8-6 |
| 2/27/84 | Lakeland, Fla. | L | 4-0 |
| 5/10/87 | Columbia, Mo. | L | 12-11 (10) |
| 4/27/88 | Fayetteville, Ark. | W | 8-6 |
| 4/11/89 | Columbia, Mo. | W | 7-4 |
| 4/16/91 | Columbia, Mo. | L | 11-3 |
| 4/1/97 | Fayetteville, Ark. | W | 4-3 |
| 4/15/97 | Columbia, Mo. | W | 8-6 |
| 3/19/02 | Columbia, Mo. | W | 11-10 |
| 6/5/04 | Fayetteville, Ark.+ | W | 10-7 |
| 5/1/12 | Fayetteville, Ark. | W | 6-3 |
| 5/2/12 | Fayetteville, Ark. | W | 2-0 |
| 5/15/14 | Columbia, Mo. | W | 9-4 |
| 5/16/14 | Columbia, Mo. | W | 4-0 |
| 5/17/14 | Columbia, Mo. | W | 7-5 (10) |
| 4/1/16 | Fayetteville, Ark. | W | 7-6 |
| 4/2/16 | Fayetteville, Ark. | L | 8-5 |
| 4/3/16 | Fayetteville, Ark. | L | 10-1 |
| 3/24/17 | Columbia, Mo. | W | 9-2 |
| 3/25/17 | Columbia, Mo. | L | 7-2 |
| 3/26/17 | Columbia, Mo. | W | 9-8 |

MISSOURI SOUTHERN

Overall Series Record: 44-1-1
Record in Fayetteville, Ark.: 43-0-1
Record in Joplin, Mo.: 1-1

| DATE | SITE | W/L | SCORE |
|---------|--------------------|-----|----------|
| 3/12/76 | Fayetteville, Ark. | W | 7-0 |
| 3/12/76 | Fayetteville, Ark. | T | 0-0 (12) |
| 3/9/77 | Fayetteville, Ark. | W | 6-0 |
| 3/9/77 | Fayetteville, Ark. | W | 7-6 |
| 2/17/78 | Fayetteville, Ark. | W | 5-3 |
| 2/17/78 | Fayetteville, Ark. | W | 6-0 |
| 2/27/79 | Fayetteville, Ark. | W | 5-0 |
| 2/27/79 | Fayetteville, Ark. | W | 3-2 |
| 1979 | Joplin, Mo. | L | 9-8 |
| 1979 | Joplin, Mo. | W | 6-5 |
| 2/22/80 | Fayetteville, Ark. | W | 15-0 |
| 2/22/80 | Fayetteville, Ark. | W | 7-0 |
| 2/24/81 | Fayetteville, Ark. | W | 8-2 |
| 2/24/81 | Fayetteville, Ark. | W | 7-4 |
| 2/20/82 | Fayetteville, Ark. | W | 7-2 |
| 2/20/82 | Fayetteville, Ark. | W | 14-2 |
| 2/25/83 | Fayetteville, Ark. | W | 11-3 |
| 2/25/83 | Fayetteville, Ark. | W | 8-6 |
| 4/9/84 | Fayetteville, Ark. | W | 12-1 |
| 2/25/85 | Fayetteville, Ark. | W | 12-1 |
| 2/25/85 | Fayetteville, Ark. | W | 8-3 |
| 4/30/86 | Fayetteville, Ark. | W | 4-1 |
| 2/23/87 | Fayetteville, Ark. | W | 4-3 |
| 2/23/87 | Fayetteville, Ark. | W | 13-10 |
| 4/29/87 | Fayetteville, Ark. | W | 20-5 |
| 2/13/88 | Fayetteville, Ark. | W | 12-4 |
| 2/14/88 | Fayetteville, Ark. | W | 17-5 |
| 2/24/89 | Fayetteville, Ark. | W | 6-2 |
| 2/16/90 | Fayetteville, Ark. | W | 12-6 |
| 2/15/91 | Fayetteville, Ark. | W | 7-5 |
| 2/14/92 | Fayetteville, Ark. | W | 12-1 |
| 2/13/93 | Fayetteville, Ark. | W | 17-1 |
| 2/14/93 | Fayetteville, Ark. | W | 10-5 |
| 3/2/94 | Fayetteville, Ark. | W | 10-3 |
| 2/10/95 | Fayetteville, Ark. | W | 5-4 |
| 2/7/96 | Fayetteville, Ark. | W | 15-2 |
| 4/16/96 | Fayetteville, Ark. | W | 4-2 |
| 2/11/97 | Fayetteville, Ark. | W | 24-1 |
| 4/2/97 | Fayetteville, Ark. | W | 12-8 |
| 2/11/98 | Fayetteville, Ark. | W | 24-5 |
| 4/21/98 | Fayetteville, Ark. | W | 11-2 |

| | | | |
|---------|--------------------|---|------|
| 2/6/99 | Fayetteville, Ark. | W | 7-6 |
| 2/5/00 | Fayetteville, Ark. | W | 18-5 |
| 2/4/01 | Fayetteville, Ark. | W | 25-6 |
| 2/11/02 | Fayetteville, Ark. | W | 13-1 |
| 4/29/03 | Fayetteville, Ark. | W | 7-3 |

MISSOURI STATE

Overall Series Record: 53-26
Record in Fayetteville, Ark.: 35-13
Record in Springfield, Mo.: 18-12
Record at Neutral Sites: 0-1

| DATE | SITE | W/L | SCORE |
|---------|---------------------|-----|----------|
| 3/26/66 | Fayetteville, Ark. | W | 7-5 |
| 4/22/67 | Springfield, Mo. | L | 6-5 |
| 4/22/67 | Springfield, Mo. | L | 4-3 |
| 1968 | Springfield, Mo. | W | 12-9 |
| 5/6/69 | Fayetteville, Ark. | W | 3-2 |
| 5/6/69 | Fayetteville, Ark. | L | 2-0 |
| 4/18/70 | Springfield, Mo. | W | 6-4 |
| 4/13/71 | Fayetteville, Ark. | W | 6-2 |
| 4/13/71 | Fayetteville, Ark. | L | 3-2 |
| 4/18/72 | Springfield, Mo. | L | 7-2 |
| 4/18/72 | Springfield, Mo. | W | 8-7 |
| 1973 | Fayetteville, Ark. | W | 7-5 |
| 1973 | Fayetteville, Ark. | W | 13-4 |
| 4/9/74 | Springfield, Mo. | W | 9-5 |
| 4/9/74 | Springfield, Mo. | W | 10-8 |
| 4/6/76 | Fayetteville, Ark. | W | 11-3 |
| 4/6/76 | Fayetteville, Ark. | W | 8-5 |
| 4/5/77 | Fayetteville, Ark. | W | 4-3 |
| 4/5/77 | Fayetteville, Ark. | W | 6-3 |
| 4/5/78 | Springfield, Mo. | L | 15-4 |
| 4/5/78 | Springfield, Mo. | W | 3-2 |
| 4/3/79 | Fayetteville, Ark. | W | 5-1 |
| 4/3/79 | Fayetteville, Ark. | W | 4-3 |
| 4/27/81 | Fayetteville, Ark. | W | 6-4 |
| 4/27/81 | Fayetteville, Ark. | L | 4-3 |
| 4/20/82 | Fayetteville, Ark. | W | 9-8 |
| 4/20/82 | Fayetteville, Ark. | W | 6-2 |
| 4/19/83 | Springfield, Mo. | W | 6-3 |
| 4/19/83 | Springfield, Mo. | L | 3-2 |
| 4/17/84 | Fayetteville, Ark. | W | 9-5 |
| 4/17/84 | Fayetteville, Ark. | W | 5-1 |
| 4/16/85 | Fayetteville, Ark. | W | 6-5 |
| 4/8/86 | Fayetteville, Ark. | W | 6-2 |
| 5/10/88 | Springfield, Mo. | L | 9-5 |
| 3/2/90 | Fayetteville, Ark. | W | 12-11 |
| 4/18/90 | Fayetteville, Ark. | W | 7-2 |
| 4/24/91 | Fayetteville, Ark. | W | 1-0 |
| 4/30/91 | Springfield, Mo. | L | 6-4 |
| 3/4/92 | Fayetteville, Ark. | W | 15-8 |
| 4/30/92 | Springfield, Mo. | W | 12-10 |
| 3/24/93 | Fayetteville, Ark. | W | 8-4 |
| 4/28/93 | Springfield, Mo. | L | 11-10 |
| 4/19/94 | Springfield, Mo. | W | 16-7 |
| 2/21/96 | Springfield, Mo. | W | 6-0 |
| 2/24/98 | Fayetteville, Ark. | L | 4-2 |
| 3/2/99 | Springfield, Mo. | L | 9-3 |
| 5/29/99 | Fayetteville, Ark.+ | L | 9-8 (10) |
| 5/2/00 | Fayetteville, Ark. | W | 7-2 |
| 4/3/01 | Springfield, Mo. | L | 10-9 |
| 2/16/02 | Arlington, Texas | L | 3-2 |
| 3/5/02 | Fayetteville, Ark. | W | 10-1 |
| 4/3/02 | Springfield, Mo. | W | 7-4 |
| 5/1/02 | Fayetteville, Ark. | L | 10-7 |
| 3/25/03 | Fayetteville, Ark. | W | 5-4 |
| 4/6/04 | Fayetteville, Ark. | L | 6-5 (16) |
| 4/13/05 | Fayetteville, Ark. | W | 14-5 |
| 4/19/05 | Springfield, Mo. | W | 9-4 |
| 4/4/06 | Fayetteville, Ark. | L | 10-5 |
| 4/11/06 | Springfield, Mo. | L | 4-2 |
| 4/11/07 | Fayetteville, Ark. | W | 2-0 |
| 4/18/07 | Springfield, Mo. | W | 16-2 |
| 4/1/08 | Springfield, Mo. | W | 7-6 (10) |
| 4/30/08 | Fayetteville, Ark. | W | 14-6 |
| 3/25/09 | Fayetteville, Ark. | W | 10-0 |
| 3/31/09 | Springfield, Mo. | W | 2-0 |
| 4/28/10 | Fayetteville, Ark. | W | 5-4 |
| 4/12/11 | Springfield, Mo. | W | 2-1 |
| 4/30/13 | Fayetteville, Ark. | W | 6-3 |
| 4/29/14 | Springfield, Mo. | W | 4-1 |
| 3/31/15 | Fayetteville, Ark. | L | 2-0 |
| 6/5/15 | Fayetteville, Ark.+ | W | 18-4 |
| 6/6/15 | Fayetteville, Ark.+ | L | 3-1 |
| 6/7/15 | Fayetteville, Ark.+ | W | 3-2 |
| 5/3/16 | Springfield, Mo. | L | 14-6 |
| 5/17/16 | Fayetteville, Ark. | L | 8-2 |
| 4/11/17 | Springfield, Mo. | W | 12-4 |

SERIES HISTORY

| | | | |
|--------|---------------------|---|-------|
| 6/3/17 | Fayetteville, Ark.+ | L | 5-4 |
| 6/4/17 | Fayetteville, Ark.+ | W | 11-10 |
| 6/5/17 | Fayetteville, Ark.+ | W | 3-2 |

MISSOURI-ST. LOUIS

Overall Series Record: 2-0
Record in Fayetteville, Ark.: 2-0

| DATE | SITE | W/L | SCORE |
|---------|--------------------|-----|-------|
| 3/31/87 | Fayetteville, Ark. | W | 11-2 |
| 3/31/87 | Fayetteville, Ark. | W | 14-2 |

MISSOURI VALLEY

Overall Series Record: 1-0
Record in Fayetteville, Ark.: 1-0

| DATE | SITE | W/L | SCORE |
|---------|--------------------|-----|-------|
| 2/27/02 | Fayetteville, Ark. | W | 7-1 |

MISSOURI WESTERN

Overall Series Record: 17-1
Record in Fayetteville, Ark.: 17-1

| DATE | SITE | W/L | SCORE |
|---------|--------------------|-----|----------|
| 4/7/72 | Fayetteville, Ark. | W | 8-5 |
| 4/7/72 | Fayetteville, Ark. | W | 4-3 |
| 3/5/74 | Fayetteville, Ark. | W | 4-0 |
| 3/5/74 | Fayetteville, Ark. | W | 5-2 |
| 3/21/78 | Fayetteville, Ark. | W | 6-3 |
| 3/21/78 | Fayetteville, Ark. | L | 9-8 |
| 3/19/79 | Fayetteville, Ark. | W | 13-0 |
| 3/19/79 | Fayetteville, Ark. | W | 7-6 (11) |
| 3/16/81 | Fayetteville, Ark. | W | 15-2 |
| 3/16/81 | Fayetteville, Ark. | W | 10-0 |
| 3/14/82 | Fayetteville, Ark. | W | 11-1 |
| 3/15/82 | Fayetteville, Ark. | W | 11-0 |
| 3/15/82 | Fayetteville, Ark. | W | 7-0 |
| 3/14/83 | Fayetteville, Ark. | W | 9-4 |
| 3/14/83 | Fayetteville, Ark. | W | 13-2 |
| 3/18/85 | Fayetteville, Ark. | W | 10-0 |
| 3/18/85 | Fayetteville, Ark. | W | 4-0 |
| 3/11/86 | Fayetteville, Ark. | W | 12-0 |

MORNINGSIDE

Overall Series Record: 1-1
Record in Fayetteville, Ark.: 1-1

| DATE | SITE | W/L | SCORE |
|--------|--------------------|-----|-------|
| 4/5/68 | Fayetteville, Ark. | L | 13-12 |
| 4/6/68 | Fayetteville, Ark. | W | 29-4 |

MURRAY STATE

Overall Series Record: 2-0
Record in Fayetteville, Ark.: 2-0

| DATE | SITE | W/L | SCORE |
|--------|--------------------|-----|-------|
| 5/2/86 | Fayetteville, Ark. | W | 9-3 |
| 5/3/86 | Fayetteville, Ark. | W | 3-2 |

NAVY

Overall Series Record: 2-0
Record at Neutral Sites: 2-0

| DATE | SITE | W/L | SCORE |
|---------|-------------------|-----|-------|
| 2/28/97 | Millington, Texas | W | 6-4 |
| 2/21/03 | Memphis, Tenn. | W | 8-1 |

NEBRASKA

Overall Series Record: 10-11
Record in Fayetteville, Ark.: 8-7
Record in Lincoln, Neb.: 1-3
Record at Neutral Sites: 1-1

| DATE | SITE | W/L | SCORE |
|---------|--------------------|-----|-------|
| 3/24/75 | Fayetteville, Ark. | W | 15-6 |
| 3/24/75 | Fayetteville, Ark. | W | 10-4 |
| 3/25/75 | Fayetteville, Ark. | L | 5-4 |
| 3/25/75 | Fayetteville, Ark. | W | 4-2 |
| 3/13/88 | Fayetteville, Ark. | W | 7-4 |
| 3/13/88 | Fayetteville, Ark. | L | 8-5 |
| 3/12/89 | Fayetteville, Ark. | W | 4-1 |
| 3/6/91 | Fayetteville, Ark. | W | 4-3 |
| 3/6/91 | Fayetteville, Ark. | L | 5-3 |
| 2/20/00 | Arlington, Texas | L | 13-2 |
| 3/14/00 | Fayetteville, Ark. | L | 10-4 |
| 3/15/00 | Fayetteville, Ark. | L | 10-3 |
| 3/18/08 | Lincoln, Neb. | L | 6-1 |
| 3/19/08 | Lincoln, Neb. | W | 9-4 |
| 3/17/09 | Fayetteville, Ark. | W | 7-3 |
| 3/18/09 | Fayetteville, Ark. | L | 7-4 |
| 4/16/13 | Lincoln, Neb. | L | 3-0 |

| | | | |
|---------|--------------------|---|------|
| 4/16/13 | Lincoln, Neb. | L | 4-2 |
| 4/1/14 | Fayetteville, Ark. | W | 4-3 |
| 4/2/14 | Fayetteville, Ark. | L | 6-4 |
| 3/4/17 | Frisco, Texas | W | 15-5 |

NEBRASKA-KEARNEY

Overall Series Record: 1-1
Record in Fayetteville, Ark.: 1-1

| DATE | SITE | W/L | SCORE |
|--------|--------------------|-----|-------|
| 4/4/70 | Fayetteville, Ark. | W | 5-0 |
| 4/4/70 | Fayetteville, Ark. | L | 4-0 |

NEVADA

Overall Series Record: 1-0
Record in Fayetteville, Ark.: 1-0

| DATE | SITE | W/L | SCORE |
|---------|--------------------|-----|-------|
| 3/21/12 | Fayetteville, Ark. | W | 10-2 |

NEW MEXICO

Overall Series Record: 7-2
Record in Fayetteville, Ark.: 3-1
Record in Las Cruces, N.M.: 1-0
Record at Neutral Sites: 3-1

| DATE | SITE | W/L | SCORE |
|---------|------------------------|-----|----------|
| 3/17/73 | Las Cruces, N.M. | W | 8-4 |
| 2/27/04 | College Station, Texas | L | 3-1 |
| 2/28/04 | College Station, Texas | W | 13-3 |
| 2/29/04 | College Station, Texas | W | 5-2 |
| 4/13/10 | Fayetteville, Ark. | W | 4-3 (11) |
| 4/14/10 | Fayetteville, Ark. | W | 5-4 |
| 6/4/11 | Tempe, Ariz.+ | W | 3-0 |
| 4/9/13 | Fayetteville, Ark. | L | 3-0 |
| 4/9/13 | Fayetteville, Ark. | W | 4-3 |

NEW MEXICO STATE

Overall Series Record: 2-0
Record in Las Cruces, N.M.: 1-0
Record at Neutral Sites: 1-0

| DATE | SITE | W/L | SCORE |
|---------|------------------|-----|-------|
| 3/17/73 | Las Cruces, N.M. | W | 8-4 |
| 3/14/91 | Shreveport, La. | W | 8-3 |

NEW ORLEANS

Overall Series Record: 3-2
Record in Fayetteville, Ark: 3-0
Record in New Orleans, La.: 0-1
Record at Neutral Sites: 0-1

| DATE | SITE | W/L | SCORE |
|---------|--------------------|-----|----------|
| 3/15/91 | Shreveport, La. | L | 3-2 |
| 3/1/98 | New Orleans, La. | L | 13-6 |
| 2/19/13 | Fayetteville, Ark. | W | 14-0 (7) |
| 2/19/13 | Fayetteville, Ark. | W | 3-0 |
| 3/22/17 | Fayetteville, Ark. | W | 5-2 |

NICHOLLS STATE

Overall Series Record: 0-1
Record in Thibodaux, La.: 0-1

| DATE | SITE | W/L | SCORE |
|---------|----------------|-----|-------|
| 2/25/86 | Thibodaux, La. | L | 5-3 |

NORTH CAROLINA

Overall Series Record: 1-0
Record at Neutral Sites: 1-0

| DATE | SITE | W/L | SCORE |
|--------|--------------|-----|-------|
| 6/4/89 | Omaha, Neb.+ | W | 7-3 |

NORTH DAKOTA

Overall Series Record: 3-0
Record in Fayetteville, Ark.: 3-0

| DATE | SITE | W/L | SCORE |
|---------|--------------------|-----|-------|
| 2/13/15 | Fayetteville, Ark. | W | 11-4 |
| 2/14/15 | Fayetteville, Ark. | W | 13-2 |
| 2/14/15 | Fayetteville, Ark. | W | 12-1 |

NORTH DAKOTA STATE

Overall Series Record: 2-0
Record in Fayetteville, Ark.: 2-0

| DATE | SITE | W/L | SCORE |
|---------|--------------------|-----|-------|
| 3/17/82 | Fayetteville, Ark. | W | 10-2 |
| 3/17/82 | Fayetteville, Ark. | W | 10-1 |

NORTHEASTERN (OKLA.) STATE

Overall Series Record: 25-2
Record in Fayetteville, Ark.: 25-2

| DATE | SITE | W/L | SCORE |
|---------|--------------------|-----|-------|
| 1972 | Fayetteville, Ark. | L | 5-4 |
| 1972 | Fayetteville, Ark. | W | 2-0 |
| 3/2/74 | Fayetteville, Ark. | W | 8-4 |
| 3/2/74 | Fayetteville, Ark. | W | 4-1 |
| 3/4/75 | Fayetteville, Ark. | W | 7-6 |
| 3/4/75 | Fayetteville, Ark. | W | 8-6 |
| 4/3/75 | Fayetteville, Ark. | W | 9-2 |
| 4/3/75 | Fayetteville, Ark. | W | 4-0 |
| 2/28/76 | Fayetteville, Ark. | W | 2-0 |
| 2/28/76 | Fayetteville, Ark. | W | 7-6 |
| 2/19/77 | Fayetteville, Ark. | W | 11-2 |
| 2/19/77 | Fayetteville, Ark. | W | 5-0 |
| 3/2/77 | Fayetteville, Ark. | W | 11-0 |
| 2/26/82 | Fayetteville, Ark. | W | 5-0 |
| 2/26/82 | Fayetteville, Ark. | W | 7-1 |
| 2/22/83 | Fayetteville, Ark. | W | 19-3 |
| 4/21/86 | Fayetteville, Ark. | W | 15-4 |
| 4/19/89 | Fayetteville, Ark. | W | 9-8 |
| 4/17/90 | Fayetteville, Ark. | W | 12-5 |
| 2/12/91 | Fayetteville, Ark. | W | 6-2 |
| 4/14/92 | Fayetteville, Ark. | W | 6-5 |
| 3/25/93 | Fayetteville, Ark. | W | 5-2 |
| 4/21/93 | Fayetteville, Ark. | L | 9-7 |
| 4/27/94 | Fayetteville, Ark. | W | 4-0 |
| 3/29/95 | Fayetteville, Ark. | W | 11-0 |
| 5/1/96 | Fayetteville, Ark. | W | 7-3 |
| 4/16/97 | Fayetteville, Ark. | W | 24-3 |

NORTHERN COLORADO

Overall Series Record: 7-1
Record in Fayetteville, Ark.: 7-1

| DATE | SITE | W/L | SCORE |
|---------|--------------------|-----|-------|
| 4/5/05 | Fayetteville, Ark. | W | 9-3 |
| 4/6/05 | Fayetteville, Ark. | W | 7-4 |
| 4/18/06 | Fayetteville, Ark. | W | 2-1 |
| 4/19/06 | Fayetteville, Ark. | L | 4-2 |
| 4/3/07 | Fayetteville, Ark. | W | 14-6 |
| 4/4/07 | Fayetteville, Ark. | W | 9-7 |
| 4/22/08 | Fayetteville, Ark. | W | 9-2 |
| 4/23/08 | Fayetteville, Ark. | W | 9-1 |

NORTHERN ILLINOIS

Overall Series Record: 3-0
Record in Fayetteville, Ark.: 3-0

| DATE | SITE | W/L | SCORE |
|---------|--------------------|-----|-------|
| 3/20/93 | Fayetteville, Ark. | W | 12-2 |
| 3/21/93 | Fayetteville, Ark. | W | 11-3 |
| 3/21/93 | Fayetteville, Ark. | W | 11-5 |

NORTHERN IOWA

Overall Series Record: 5-0
Record in Fayetteville, Ark.: 5-0

| DATE | SITE | W/L | SCORE |
|---------|--------------------|-----|-------|
| 3/13/87 | Fayetteville, Ark. | W | 10-3 |
| 3/21/88 | Fayetteville, Ark. | W | 6-0 |
| 3/22/88 | Fayetteville, Ark. | W | 17-0 |
| 3/22/88 | Fayetteville, Ark. | W | 15-2 |
| 3/20/89 | Fayetteville, Ark. | W | 14-4 |

NORTH TEXAS

Overall Series Record: 11-0
Record in Fayetteville, Ark.: 11-0

| DATE | SITE | W/L | SCORE |
|---------|--------------------|-----|-------|
| 4/13/78 | Fayetteville, Ark. | W | 4-0 |
| 4/13/78 | Fayetteville, Ark. | W | 12-0 |
| 4/14/78 | Fayetteville, Ark. | W | 9-0 |
| 4/14/78 | Fayetteville, Ark. | W | 6-0 |
| 2/15/86 | Fayetteville, Ark. | W | 10-0 |
| 2/15/86 | Fayetteville, Ark. | W | 9-0 |
| 2/16/86 | Fayetteville, Ark. | W | 26-1 |
| 3/8/87 | Fayetteville, Ark. | W | 13-4 |
| 3/6/88 | Fayetteville, Ark. | W | 10-1 |
| 3/7/88 | Fayetteville, Ark. | W | 5-4 |
| 3/7/88 | Fayetteville, Ark. | W | 6-5 |

SERIES HISTORY

NORTHWESTERN STATE

Overall Series Record: 17-2
Record in Fayetteville, Ark.: 9-1
Record in Natchitoches, La.: 5-1
Record at Neutral Sites: 3-0

| DATE | SITE | W/L | SCORE |
|---------|--------------------|-----|----------|
| 1960 | Natchitoches, La. | W | 4-3 |
| 4/20/62 | Monroe, La. | W | 13-8 |
| 4/21/62 | Monroe, La. | W | 8-4 |
| 4/25/62 | Natchitoches, La. | L | 4-2 |
| 4/26/62 | Natchitoches, La. | W | 2-1 |
| 3/17/89 | Shreveport, La. | W | 3-2 |
| 2/29/92 | Fayetteville, Ark. | W | 6-5 (11) |
| 2/29/92 | Fayetteville, Ark. | W | 7-2 |
| 5/2/95 | Fayetteville, Ark. | W | 5-2 |
| 2/16/96 | Natchitoches, La. | W | 13-6 |
| 2/17/96 | Natchitoches, La. | W | 14-5 |
| 2/18/96 | Natchitoches, La. | W | 10-5 |
| 3/25/97 | Fayetteville, Ark. | W | 5-4 |
| 3/26/97 | Fayetteville, Ark. | W | 13-8 |
| 2/27/01 | Fayetteville, Ark. | L | 8-4 |
| 2/21/12 | Fayetteville, Ark. | W | 8-7 |
| 2/22/12 | Fayetteville, Ark. | W | 6-2 |
| 4/22/14 | Fayetteville, Ark. | W | 8-1 |
| 4/22/14 | Fayetteville, Ark. | W | 15-3 |

NORTHWEST MISSOURI STATE

Overall Series Record: 9-1-1
Record in Fayetteville, Ark.: 9-1-1

| DATE | SITE | W/L | SCORE |
|---------|--------------------|-----|-------|
| 3/6/78 | Fayetteville, Ark. | W | 7-6 |
| 3/6/78 | Fayetteville, Ark. | L | 4-2 |
| 3/10/80 | Fayetteville, Ark. | W | 11-6 |
| 3/10/80 | Fayetteville, Ark. | W | 7-1 |
| 3/7/82 | Fayetteville, Ark. | W | 3-1 |
| 3/7/82 | Fayetteville, Ark. | W | 4-1 |
| 3/8/82 | Fayetteville, Ark. | W | 3-0 |
| 3/8/82 | Fayetteville, Ark. | T | 7-7 |
| 3/3/85 | Fayetteville, Ark. | W | 11-3 |
| 3/8/90 | Fayetteville, Ark. | W | 17-9 |
| 3/13/91 | Fayetteville, Ark. | W | 7-5 |

NORTHWOOD INSTITUTE

Overall Series Record: 1-0
Record in Fayetteville, Ark.: 1-0

| DATE | SITE | W/L | SCORE |
|--------|--------------------|-----|-------|
| 3/4/90 | Fayetteville, Ark. | W | 9-1 |

NOTRE DAME

Overall Series Record: 2-1
Record in Fayetteville, Ark.: 1-0
Record at Neutral Sites: 1-1

| DATE | SITE | W/L | SCORE |
|---------|--------------------|-----|-------|
| 3/17/73 | Las Cruces, N.M. | W | 6-5 |
| 3/17/83 | Fayetteville, Ark. | W | 5-0 |
| 2/28/97 | Millington, Texas | L | 8-5 |

OHIO STATE

Overall Series Record: 1-0
Record at Neutral Sites: 1-0

| DATE | SITE | W/L | SCORE |
|--------|------------------------|-----|-------|
| 3/2/08 | College Station, Texas | W | 8-6 |

OKLAHOMA

Overall Series Record: 14-11
Record in Fayetteville, Ark.: 6-2
Record in Norman, Okla.: 7-9
Record at Neutral Sites: 1-0

| DATE | SITE | W/L | SCORE |
|---------|--------------------|-----|-------|
| 5/11/70 | Fayetteville, Ark. | L | 2-1 |
| 5/11/70 | Fayetteville, Ark. | W | 5-2 |
| 5/2/72 | Norman, Okla. | L | 3-2 |
| 5/2/72 | Norman, Okla. | L | 4-3 |
| 4/11/77 | Norman, Okla. | W | 5-2 |
| 4/11/77 | Norman, Okla. | L | 4-3 |
| 3/5/83 | Norman, Okla. | L | 11-4 |
| 3/5/83 | Norman, Okla. | W | 14-3 |
| 3/6/83 | Norman, Okla. | W | 7-2 |
| 4/15/87 | Fayetteville, Ark. | W | 12-11 |
| 4/12/88 | Norman, Okla. | L | 11-3 |
| 4/26/89 | Fayetteville, Ark. | L | 3-2 |
| 3/20/91 | Norman, Okla. | W | 11-2 |
| 3/23/93 | Fayetteville, Ark. | W | 8-0 |
| 4/6/94 | Norman, Okla. | L | 11-2 |
| 2/27/96 | Fayetteville, Ark. | W | 9-8 |

| | | | |
|---------|--------------------|---|----------|
| 4/10/01 | Norman, Okla. | W | 5-4 |
| 3/12/02 | Norman, Okla. | L | 7-1 |
| 4/9/02 | Fayetteville, Ark. | W | 9-6 |
| 5/31/02 | Wichita, Kan.+ | W | 8-5 |
| 4/28/09 | Fayetteville, Ark. | W | 8-7 (10) |
| 5/30/09 | Norman, Okla.+ | W | 17-6 |
| 5/31/09 | Norman, Okla.+ | W | 11-0 |
| 5/18/10 | Norman, Okla. | L | 5-2 |
| 4/10/12 | Norman, Okla. | L | 4-0 |

OKLAHOMA BAPTIST

Overall Series Record: 6-3
Record in Fayetteville, Ark.: 4-2
Record in Shawnee, Okla.: 2-1

| DATE | SITE | W/L | SCORE |
|---------|--------------------|-----|-------|
| 4/29/67 | Fayetteville, Ark. | W | 2-1 |
| 4/29/67 | Fayetteville, Ark. | W | 6-0 |
| 4/22/68 | Fayetteville, Ark. | L | 12-0 |
| 4/22/68 | Fayetteville, Ark. | W | 4-3 |
| 4/18/69 | Shawnee, Okla. | W | 5-2 |
| 4/13/70 | Fayetteville, Ark. | W | 9-6 |
| 4/13/70 | Fayetteville, Ark. | L | 9-4 |
| 3/20/71 | Shawnee, Okla. | W | 13-3 |
| 3/20/71 | Shawnee, Okla. | L | 4-2 |

OKLAHOMA CHRISTIAN

Overall Series Record: 1-0
Record in Fayetteville, Ark.: 1-0

| DATE | SITE | W/L | SCORE |
|--------|--------------------|-----|-------|
| 5/6/85 | Fayetteville, Ark. | W | 14-4 |

OKLAHOMA CITY

Overall Series Record: 23-1
Record in Fayetteville, Ark.: 15-0
Record in Oklahoma City, Okla.: 8-1

| DATE | SITE | W/L | SCORE |
|---------|----------------------|-----|-------|
| 4/7/61 | Oklahoma City, Okla. | W | 9-2 |
| 4/9/68 | Fayetteville, Ark. | W | 12-3 |
| 4/19/69 | Oklahoma City, Okla. | W | 2-0 |
| 4/21/70 | Fayetteville, Ark. | W | 9-4 |
| 4/21/70 | Fayetteville, Ark. | W | 9-3 |
| 4/19/71 | Oklahoma City, Okla. | W | 11-0 |
| 4/19/71 | Oklahoma City, Okla. | W | 13-1 |
| 1973 | Oklahoma City, Okla. | W | 6-1 |
| 1973 | Oklahoma City, Okla. | W | 10-0 |
| 4/21/73 | Fayetteville, Ark. | W | 8-2 |
| 4/21/73 | Fayetteville, Ark. | W | 3-2 |
| 4/2/74 | Oklahoma City, Okla. | L | 5-4 |
| 4/2/74 | Oklahoma City, Okla. | W | 9-0 |
| 3/6/83 | Oklahoma City, Okla. | W | 13-4 |
| 2/16/85 | Fayetteville, Ark. | W | 4-0 |
| 2/16/85 | Fayetteville, Ark. | W | 20-13 |
| 2/17/85 | Fayetteville, Ark. | W | 5-2 |
| 2/13/96 | Fayetteville, Ark. | W | 11-9 |
| 2/19/97 | Fayetteville, Ark. | W | 14-6 |
| 3/4/98 | Fayetteville, Ark. | W | 9-6 |
| 2/23/99 | Fayetteville, Ark. | W | 10-8 |
| 2/22/00 | Fayetteville, Ark. | W | 7-3 |
| 2/21/01 | Fayetteville, Ark. | W | 14-4 |
| 2/12/02 | Fayetteville, Ark. | W | 5-4 |

OKLAHOMA STATE

Overall Series Record: 18-25
Record in Fayetteville, Ark.: 9-9
Record in Stillwater, Okla.: 7-10
Record at Neutral Sites: 2-6

| DATE | SITE | W/L | SCORE |
|---------|--------------------|-----|----------|
| 4/15/70 | Fayetteville, Ark. | W | 5-3 |
| 4/15/70 | Fayetteville, Ark. | W | 3-1 |
| 4/21/71 | Stillwater, Okla. | L | 6-4 |
| 4/21/71 | Stillwater, Okla. | L | 7-4 |
| 4/29/80 | Tulsa, Okla. | W | 7-6 |
| 2/21/81 | Fayetteville, Ark. | L | 5-4 (11) |
| 3/26/85 | Stillwater, Okla. | L | 3-1 |
| 4/2/85 | Fayetteville, Ark. | L | 14-6 |
| 4/1/86 | Fayetteville, Ark. | L | 11-9 |
| 4/15/86 | Stillwater, Okla. | L | 8-7 |
| 3/25/87 | Stillwater, Okla. | L | 8-1 |
| 4/21/87 | Fayetteville, Ark. | W | 9-8 |
| 3/19/88 | Shreveport, La. | L | 5-4 |
| 4/11/88 | Stillwater, Okla. | W | 6-5 |
| 5/28/88 | Stillwater, Okla.+ | L | 13-7 |
| 3/18/89 | Shreveport, La. | L | 10-2 |
| 4/4/89 | Stillwater, Okla. | W | 10-4 |
| 5/10/89 | Fayetteville, Ark. | W | 10-6 |
| 4/24/90 | Stillwater, Okla. | W | 7-5 |

| | | | |
|---------|---------------------|---|------|
| 3/19/91 | Stillwater, Okla. | L | 9-5 |
| 4/9/91 | Fayetteville, Ark. | W | 9-4 |
| 3/31/92 | Fayetteville, Ark. | L | 7-4 |
| 4/19/93 | Fayetteville, Ark. | W | 4-1 |
| 4/26/93 | Stillwater, Okla. | L | 4-1 |
| 3/15/94 | Fayetteville, Ark. | W | 10-5 |
| 3/23/94 | Stillwater, Okla. | W | 13-9 |
| 3/20/95 | Stillwater, Okla. | L | 18-6 |
| 3/22/95 | Fayetteville, Ark. | L | 22-9 |
| 5/23/96 | Lubbock, Texas+ | L | 6-5 |
| 4/1/98 | Tulsa, Okla. | L | 7-3 |
| 3/21/00 | Stillwater, Okla. | W | 10-8 |
| 3/28/00 | Fayetteville, Ark. | L | 2-1 |
| 4/24/01 | Tulsa, Okla. | L | 6-5 |
| 4/20/04 | Fayetteville, Ark. | W | 5-2 |
| 3/8/05 | Stillwater, Okla. | W | 11-7 |
| 2/11/06 | Mobile, Ala. | W | 3-0 |
| 6/4/06 | Fayetteville, Ark.+ | L | 6-5 |
| 6/2/07 | Fayetteville, Ark.+ | L | 14-3 |
| 6/3/07 | Fayetteville, Ark.+ | L | 7-6 |
| 5/30/15 | Stillwater, Okla.+ | W | 7-5 |
| 3/29/16 | Stillwater, Okla. | L | 5-4 |
| 4/26/16 | Fayetteville, Ark. | W | 7-6 |
| 3/5/17 | Frisco, Texas | L | 8-3 |

OLE MISS

Overall Series Record: 46-45
Record in Fayetteville, Ark.: 21-19
Record in Oxford, Miss.: 20-22
Record at Neutral Sites: 5-4

| DATE | SITE | W/L | SCORE |
|---------|--------------------|-----|------------|
| 4/11/82 | Fayetteville, Ark. | W | 7-2 |
| 5/9/92 | Fayetteville, Ark. | L | 8-4 |
| 5/9/92 | Fayetteville, Ark. | W | 15-3 |
| 5/10/92 | Fayetteville, Ark. | W | 10-0 |
| 5/15/93 | Oxford, Miss. | W | 8-7 |
| 5/15/93 | Oxford, Miss. | W | 5-1 |
| 5/16/93 | Oxford, Miss. | L | 3-1 |
| 5/13/94 | Fayetteville, Ark. | L | 12-6 |
| 5/14/94 | Fayetteville, Ark. | L | 7-2 |
| 5/15/94 | Fayetteville, Ark. | W | 8-5 |
| 5/12/95 | Oxford, Miss. | L | 3-1 |
| 5/13/95 | Oxford, Miss. | L | 11-2 |
| 5/14/95 | Oxford, Miss. | W | 5-4 |
| 5/18/95 | Starkville, Miss.! | W | 5-2 |
| 5/10/96 | Oxford, Miss. | W | 18-4 |
| 5/11/96 | Oxford, Miss. | L | 3-2 |
| 5/12/96 | Oxford, Miss. | W | 8-3 |
| 4/11/97 | Fayetteville, Ark. | W | 14-13 (10) |
| 4/12/97 | Fayetteville, Ark. | W | 12-7 |
| 4/13/97 | Fayetteville, Ark. | W | 8-6 |
| 3/27/98 | Oxford, Miss. | W | 12-10 |
| 3/28/98 | Oxford, Miss. | W | 16-8 |
| 3/29/98 | Oxford, Miss. | L | 13-10 |
| 5/7/99 | Fayetteville, Ark. | W | 8-1 |
| 5/8/99 | Fayetteville, Ark. | W | 9-4 |
| 5/9/99 | Fayetteville, Ark. | W | 7-4 |
| 5/12/00 | Oxford, Miss. | W | 6-1 |
| 5/13/00 | Oxford, Miss. | L | 12-5 |
| 5/14/00 | Oxford, Miss. | W | 8-1 |
| 4/6/01 | Fayetteville, Ark. | W | 3-2 |
| 4/7/01 | Fayetteville, Ark. | L | 11-6 |
| 4/8/01 | Fayetteville, Ark. | W | 10-3 |
| 5/10/02 | Oxford, Miss. | W | 5-4 |
| 5/11/02 | Oxford, Miss. | W | 11-5 |
| 5/12/02 | Oxford, Miss. | W | 10-8 |
| 5/2/03 | Fayetteville, Ark. | L | 5-2 |
| 5/3/03 | Fayetteville, Ark. | W | 7-6 |
| 5/4/03 | Fayetteville, Ark. | W | 6-3 |
| 5/23/03 | Hoover, Ala.! | L | 8-7 (11) |
| 5/7/04 | Oxford, Miss. | L | 1-0 |
| 5/8/04 | Oxford, Miss. | W | 3-1 |
| 5/9/04 | Oxford, Miss. | L | 5-3 |
| 5/27/04 | Hoover, Ala.! | W | 4-3 |
| 5/20/05 | Fayetteville, Ark. | L | 5-3 |
| 5/21/05 | Fayetteville, Ark. | L | 10-2 |
| 5/22/05 | Fayetteville, Ark. | L | 9-1 |
| 5/12/06 | Oxford, Miss. | W | 12-3 |
| 5/13/06 | Oxford, Miss. | L | 7-3 |
| 5/14/06 | Oxford, Miss. | L | 5-4 |
| 5/24/06 | Hoover, Ala.! | L | 9-4 |
| 3/2/07 | Minneapolis, Minn. | L | 5-4 |
| 5/17/07 | Fayetteville, Ark. | L | 5-4 |
| 5/18/07 | Fayetteville, Ark. | W | 4-3 (10) |
| 5/19/07 | Fayetteville, Ark. | L | 5-0 |
| 4/25/08 | Oxford, Miss. | L | 12-4 |
| 4/26/08 | Oxford, Miss. | W | 13-11 (10) |
| 4/27/08 | Oxford, Miss. | W | 12-4 |
| 5/14/09 | Fayetteville, Ark. | L | 7-5 |

SERIES HISTORY

| | | | |
|---------|--------------------|---|----------|
| 5/15/09 | Fayetteville, Ark. | L | 9-3 |
| 5/16/09 | Fayetteville, Ark. | L | 16-3 |
| 5/7/10 | Oxford, Miss. | W | 11-4 |
| 5/8/10 | Oxford, Miss. | L | 3-2 |
| 5/9/10 | Oxford, Miss. | W | 7-0 |
| 5/19/11 | Fayetteville, Ark. | L | 2-1 |
| 5/21/11 | Fayetteville, Ark. | W | 2-0 |
| 5/21/11 | Fayetteville, Ark. | W | 5-3 |
| 4/21/12 | Oxford, Miss. | L | 8-2 |
| 4/21/12 | Oxford, Miss. | L | 1-0 |
| 4/22/12 | Oxford, Miss. | W | 11-3 |
| 5/23/12 | Hoover, Ala.! | L | 2-0 |
| 3/15/13 | Fayetteville, Ark. | L | 7-1 |
| 3/16/13 | Fayetteville, Ark. | W | 10-1 |
| 3/17/13 | Fayetteville, Ark. | L | 6-4 (13) |
| 5/22/13 | Hoover, Ala.! | W | 2-1 (10) |
| 5/2/14 | Oxford, Miss. | L | 3-2 |
| 5/3/14 | Oxford, Miss. | L | 7-4 |
| 5/4/14 | Oxford, Miss. | W | 11-1 |
| 5/21/14 | Hoover, Ala.! | W | 2-1 |
| 5/23/14 | Hoover, Ala.! | W | 8-7 |
| 3/26/15 | Fayetteville, Ark. | W | 10-3 |
| 3/27/15 | Fayetteville, Ark. | L | 5-4 |
| 3/28/15 | Fayetteville, Ark. | W | 5-2 |
| 4/8/16 | Oxford, Miss. | L | 7-3 |
| 4/9/16 | Oxford, Miss. | L | 14-9 |
| 4/10/16 | Oxford, Miss. | L | 8-7 |
| 4/27/17 | Fayetteville, Ark. | L | 9-1 |
| 4/28/17 | Fayetteville, Ark. | L | 4-1 |
| 4/28/17 | Fayetteville, Ark. | W | 7-4 |

OMAHA

Overall Series Record: 0-2
Record in Fayetteville, Ark.: 0-2

| DATE | SITE | W/L | SCORE |
|---------|--------------------|-----|-------|
| 4/13/65 | Fayetteville, Ark. | L | 9-7 |
| 4/13/65 | Fayetteville, Ark. | L | 6-3 |

ORAL ROBERTS

Overall Series Record: 68-35
Record in Fayetteville, Ark.: 37-14
Record in Tulsa, Okla.: 28-20
Record at Neutral Sites: 3-1

| DATE | SITE | W/L | SCORE |
|---------|--------------------|-----|-------|
| 4/29/70 | Fayetteville, Ark. | W | 7-0 |
| 4/29/70 | Fayetteville, Ark. | W | 8-0 |
| 4/27/71 | Tulsa, Okla. | W | 6-1 |
| 4/27/71 | Tulsa, Okla. | L | 6-4 |
| 5/4/71 | Fayetteville, Ark. | W | 12-11 |
| 5/4/71 | Fayetteville, Ark. | L | 5-2 |
| 3/25/72 | Tulsa, Okla. | L | 8-4 |
| 3/25/72 | Tulsa, Okla. | W | 2-1 |
| 1973 | Tulsa, Okla. | W | 5-4 |
| 1973 | Tulsa, Okla. | L | 2-0 |
| 3/27/74 | Tulsa, Okla. | W | 1-0 |
| 3/27/74 | Tulsa, Okla. | L | 1-0 |
| 4/15/75 | Fayetteville, Ark. | W | 5-1 |
| 4/15/75 | Fayetteville, Ark. | W | 4-2 |
| 3/30/76 | Tulsa, Okla. | W | 6-5 |
| 3/30/76 | Tulsa, Okla. | L | 6-3 |
| 2/22/77 | Fayetteville, Ark. | W | 7-0 |
| 2/22/77 | Fayetteville, Ark. | L | 2-0 |
| 4/17/79 | Tulsa, Okla. | L | 5-2 |
| 3/11/80 | Fayetteville, Ark. | L | 7-3 |
| 3/11/80 | Fayetteville, Ark. | L | 5-0 |
| 5/3/80 | Tulsa, Okla. | W | 4-2 |
| 5/22/80 | Tulsa, Okla.+ | W | 3-2 |
| 3/10/81 | Fayetteville, Ark. | L | 6-3 |
| 3/10/81 | Fayetteville, Ark. | L | 11-6 |
| 5/1/81 | Tulsa, Okla. | W | 8-6 |
| 5/2/81 | Tulsa, Okla. | L | 5-1 |
| 5/2/81 | Tulsa, Okla. | L | 8-2 |
| 5/8/82 | Fayetteville, Ark. | W | 10-3 |
| 5/8/82 | Fayetteville, Ark. | L | 9-1 |
| 5/9/82 | Tulsa, Okla. | L | 9-4 |
| 5/9/82 | Tulsa, Okla. | W | 10-4 |
| 5/6/83 | Fayetteville, Ark. | W | 6-3 |
| 5/6/83 | Fayetteville, Ark. | W | 11-3 |
| 5/7/83 | Tulsa, Okla. | L | 8-3 |
| 5/7/83 | Tulsa, Okla. | W | 4-1 |
| 5/26/83 | Stillwater, Okla.+ | L | 7-6 |
| 5/4/84 | Fayetteville, Ark. | W | 13-1 |
| 5/4/84 | Fayetteville, Ark. | W | 12-4 |
| 5/5/84 | Tulsa, Okla. | L | 9-8 |
| 5/5/84 | Tulsa, Okla. | W | 3-1 |
| 5/9/85 | Fayetteville, Ark. | W | 6-4 |
| 5/10/85 | Fayetteville, Ark. | W | 5-1 |
| 5/11/85 | Fayetteville, Ark. | W | 9-5 |

| | | | |
|---------|---------------------|---|----------|
| 5/8/86 | Fayetteville, Ark. | W | 7-5 |
| 5/9/86 | Tulsa, Okla. | W | 15-6 |
| 5/12/86 | Tulsa, Okla. | W | 9-8 (12) |
| 5/7/87 | Fayetteville, Ark. | W | 14-4 |
| 5/8/87 | Fayetteville, Ark. | W | 17-5 |
| 5/10/87 | Tulsa, Okla. | L | 10-2 |
| 5/15/88 | Fayetteville, Ark. | W | 18-7 |
| 5/16/88 | Tulsa, Okla. | L | 11-3 |
| 4/23/90 | Fayetteville, Ark. | W | 10-3 |
| 2/21/91 | Fayetteville, Ark. | W | 2-1 |
| 3/25/92 | Fayetteville, Ark. | L | 5-3 |
| 3/31/93 | Fayetteville, Ark. | W | 13-5 |
| 4/20/93 | Tulsa, Okla. | W | 16-1 |
| 3/30/94 | Tulsa, Okla. | L | 8-7 |
| 3/31/94 | Fayetteville, Ark. | W | 7-4 |
| 4/12/94 | Tulsa, Okla. | L | 3-1 |
| 4/20/94 | Fayetteville, Ark. | L | 12-2 |
| 3/21/95 | Tulsa, Okla. | W | 7-0 |
| 4/4/95 | Tulsa, Okla. | W | 8-2 (11) |
| 4/25/95 | Tulsa, Okla. | L | 5-0 |
| 4/26/95 | Fayetteville, Ark. | W | 9-1 |
| 2/20/96 | Fayetteville, Ark. | W | 19-7 |
| 4/2/96 | Tulsa, Okla. | W | 3-2 |
| 4/10/96 | Tulsa, Okla. | L | 8-7 (10) |
| 4/24/96 | Fayetteville, Ark. | W | 18-5 |
| 4/22/97 | Tulsa, Okla. | W | 11-6 |
| 4/23/97 | Fayetteville, Ark. | W | 15-5 |
| 4/15/98 | Fayetteville, Ark. | W | 19-7 |
| 4/22/98 | Tulsa, Okla. | W | 8-5 |
| 4/14/99 | Tulsa, Okla. | W | 15-6 |
| 4/21/99 | Fayetteville, Ark. | L | 12-5 |
| 4/11/00 | Tulsa, Okla. | W | 5-4 |
| 4/18/00 | Fayetteville, Ark. | L | 8-4 |
| 4/17/01 | Tulsa, Okla. | W | 4-2 |
| 5/1/01 | Fayetteville, Ark. | W | 10-0 |
| 4/16/02 | Tulsa, Okla. | W | 14-0 |
| 4/30/02 | Fayetteville, Ark. | W | 6-3 |
| 6/1/02 | Wichita, Kan.+ | W | 7-6 |
| 6/2/02 | Wichita, Kan.+ | W | 11-6 |
| 4/1/03 | Fayetteville, Ark. | W | 9-3 |
| 4/15/03 | Tulsa, Okla. | W | 8-2 |
| 4/13/04 | Fayetteville, Ark. | L | 6-4 |
| 4/27/04 | Tulsa, Okla. | W | 8-4 |
| 4/12/05 | Tulsa, Okla. | W | 15-8 |
| 4/26/05 | Fayetteville, Ark. | W | 5-2 |
| 5/2/06 | Tulsa, Okla. | L | 5-4 |
| 6/2/06 | Fayetteville, Ark.+ | L | 4-3 (11) |
| 3/13/07 | Fayetteville, Ark. | W | 10-2 |
| 3/27/07 | Tulsa, Okla. | L | 5-3 |
| 4/8/08 | Fayetteville, Ark. | L | 9-4 |
| 4/15/08 | Tulsa, Okla. | L | 12-2 |
| 4/21/09 | Tulsa, Okla. | W | 9-6 |
| 5/12/09 | Fayetteville, Ark. | W | 3-2 |
| 4/20/10 | Fayetteville, Ark. | W | 9-5 |
| 4/19/11 | Tulsa, Okla. | W | 6-5 |
| 4/24/12 | Fayetteville, Ark. | W | 6-1 |
| 5/29/15 | Stillwater, Okla.+ | W | 8-6 |
| 6/2/17 | Fayetteville, Ark.+ | W | 3-0 |
| 6/4/17 | Fayetteville, Ark.+ | W | 4-3 |

OREGON STATE

Overall Series Record: 2-1
Record at Neutral Sites: 2-1

| DATE | SITE | W/L | SCORE |
|---------|--------------------|-----|-------|
| 5/22/86 | Stillwater, Okla.+ | W | 4-3 |
| 5/24/86 | Stillwater, Okla.+ | L | 1-0 |
| 3/17/95 | San Jose, Calif. | W | 5-4 |

PACIFIC

Overall Series Record: 0-1
Record at Neutral Sites: 0-1

| DATE | SITE | W/L | SCORE |
|--------|-----------------|-----|-------|
| 3/3/13 | Surprise, Ariz. | L | 4-3 |

PACIFIC LUTHERAN

Overall Series Record: 1-0
Record at Neutral Sites: 1-0

| DATE | SITE | W/L | SCORE |
|---------|----------------|-----|-------|
| 3/15/92 | Seattle, Wash. | W | 8-1 |

PENN STATE

Overall Series Record: 1-0
Record at Neutral Sites: 1-0

| DATE | SITE | W/L | SCORE |
|--------|----------------|-----|-------|
| 3/1/89 | Lakeland, Fla. | W | 2-1 |

PEPPERDINE

Overall Series Record: 1-1
Record at Neutral Sites: 1-1

| DATE | SITE | W/L | SCORE |
|---------|--------------------|-----|-------|
| 6/1/79 | Omaha, Neb.+ | W | 5-4 |
| 5/30/08 | Palo Alto, Calif.+ | L | 4-3 |

PITTSBURG STATE

Overall Series Record: 15-0
Record in Fayetteville, Ark.: 11-0
Record in Pittsburg, Kan.: 4-0

| DATE | SITE | W/L | SCORE |
|---------|--------------------|-----|-------|
| 4/7/62 | Fayetteville, Ark. | W | 5-1 |
| 4/7/62 | Fayetteville, Ark. | W | 11-3 |
| 4/30/63 | Pittsburg, Kan. | W | 9-4 |
| 4/30/63 | Pittsburg, Kan. | W | 2-1 |
| 1967 | Fayetteville, Ark. | W | 8-1 |
| 1967 | Fayetteville, Ark. | W | 6-2 |
| 4/27/68 | Pittsburg, Kan. | W | 8-4 |
| 4/27/68 | Pittsburg, Kan. | W | 3-0 |
| 4/17/71 | Fayetteville, Ark. | W | 6-0 |
| 4/17/71 | Fayetteville, Ark. | W | 11-1 |
| 4/11/72 | Fayetteville, Ark. | W | 5-0 |
| 4/11/72 | Fayetteville, Ark. | W | 9-0 |
| 3/5/96 | Fayetteville, Ark. | W | 10-5 |
| 2/18/98 | Fayetteville, Ark. | W | 13-4 |
| 4/17/02 | Fayetteville, Ark. | W | 5-1 |

PRINCETON

Overall Series Record: 1-0
Record in Fayetteville, Ark.: 1-0

| DATE | SITE | W/L | SCORE |
|--------|---------------------|-----|-------|
| 6/3/06 | Fayetteville, Ark.+ | W | 6-2 |

RHODE ISLAND

Overall Series Record: 2-1
Record in Fayetteville, Ark.: 2-1

| DATE | SITE | W/L | SCORE |
|---------|--------------------|-----|-------|
| 3/10/17 | Fayetteville, Ark. | W | 5-2 |
| 3/10/17 | Fayetteville, Ark. | W | 3-2 |
| 3/12/17 | Fayetteville, Ark. | L | 3-0 |

RICE

Overall Series Record: 42-18-1
Record in Fayetteville, Ark.: 23-4-1
Record in Houston, Texas: 16-11
Record at Neutral Sites: 3-3

| DATE | SITE | W/L | SCORE |
|---------|--------------------|-----|----------|
| 4/2/71 | Edinburg, Texas | L | 5-2 |
| 4/3/71 | Edinburg, Texas | L | 4-3 |
| 4/6/74 | Fayetteville, Ark. | L | 6-5 |
| 4/6/74 | Fayetteville, Ark. | W | 6-3 |
| 4/6/74 | Fayetteville, Ark. | W | 9-7 |
| 4/4/75 | Houston, Texas | W | 5-0 |
| 4/5/75 | Houston, Texas | L | 5-1 |
| 4/5/75 | Houston, Texas | L | 9-0 |
| 4/16/76 | Fayetteville, Ark. | W | 4-1 |
| 4/17/76 | Fayetteville, Ark. | W | 4-1 |
| 4/17/76 | Fayetteville, Ark. | W | 1-0 |
| 4/15/77 | Houston, Texas | L | 8-3 |
| 4/16/77 | Houston, Texas | W | 7-1 |
| 4/16/77 | Houston, Texas | W | 9-4 |
| 3/10/78 | Fayetteville, Ark. | W | 6-0 |
| 3/11/78 | Fayetteville, Ark. | W | 1-0 |
| 3/11/78 | Fayetteville, Ark. | W | 6-0 |
| 3/9/79 | Houston, Texas | W | 6-3 |
| 3/10/79 | Houston, Texas | W | 7-2 |
| 3/10/79 | Houston, Texas | W | 12-3 |
| 4/11/80 | Fayetteville, Ark. | W | 14-6 |
| 4/12/80 | Fayetteville, Ark. | W | 5-2 |
| 4/12/80 | Fayetteville, Ark. | L | 9-8 |
| 3/27/81 | Houston, Texas | W | 3-2 |
| 3/28/81 | Houston, Texas | L | 5-4 |
| 3/28/81 | Houston, Texas | L | 4-3 |
| 5/16/81 | Austin, Texas! | W | 5-4 |
| 3/26/82 | Fayetteville, Ark. | T | 4-4 (11) |
| 3/27/82 | Fayetteville, Ark. | W | 2-1 |
| 3/27/82 | Fayetteville, Ark. | W | 17-2 |
| 3/28/82 | Fayetteville, Ark. | W | 6-1 |
| 3/19/83 | Houston, Texas | L | 6-1 |
| 3/19/83 | Houston, Texas | L | 3-2 (12) |
| 3/20/83 | Houston, Texas | W | 7-4 (10) |
| 3/25/84 | Fayetteville, Ark. | W | 5-3 |
| 3/25/84 | Fayetteville, Ark. | W | 6-3 |
| 3/26/84 | Fayetteville, Ark. | L | 7-2 |
| 5/12/84 | Austin, Texas! | L | 8-1 |

SERIES HISTORY

| | | | |
|---------|--------------------|---|----------|
| 3/17/85 | Houston, Texas | W | 8-4 |
| 3/17/85 | Houston, Texas | L | 13-2 |
| 3/15/86 | Fayetteville, Ark. | W | 6-0 |
| 3/15/86 | Fayetteville, Ark. | W | 10-5 |
| 3/15/86 | Fayetteville, Ark. | W | 15-7 |
| 4/24/87 | Houston, Texas | W | 4-3 |
| 4/25/87 | Houston, Texas | W | 5-1 |
| 4/25/87 | Houston, Texas | W | 3-0 |
| 5/13/88 | Fayetteville, Ark. | W | 6-1 |
| 5/14/88 | Fayetteville, Ark. | W | 10-1 |
| 5/14/88 | Fayetteville, Ark. | W | 9-8 |
| 4/21/89 | Houston, Texas | W | 10-2 |
| 4/22/89 | Houston, Texas | L | 3-1 |
| 4/22/89 | Houston, Texas | W | 8-4 |
| 4/20/90 | Fayetteville, Ark. | W | 9-1 |
| 4/21/90 | Fayetteville, Ark. | L | 2-1 (11) |
| 4/21/90 | Fayetteville, Ark. | W | 6-5 |
| 5/17/90 | Austin, Texas! | W | 7-5 |
| 3/8/91 | Houston, Texas | L | 4-3 |
| 3/9/91 | Houston, Texas | W | 8-4 |
| 3/9/91 | Houston, Texas | L | 9-8 |
| 6/2/12 | Houston, Texas+ | W | 1-0 |
| 2/26/16 | Houston, Texas | W | 5-2 |

SAINT LOUIS

Overall Series Record: 9-0
Record in Fayetteville, Ark.: 8-0
Record in St. Louis, Mo.: 1-0

| DATE | SITE | W/L | SCORE |
|---------|--------------------|-----|-------|
| 3/10/87 | Fayetteville, Ark. | W | 20-10 |
| 3/11/87 | Fayetteville, Ark. | W | 9-0 |
| 3/11/87 | Fayetteville, Ark. | W | 15-5 |
| 3/3/90 | Fayetteville, Ark. | W | 14-4 |
| 3/3/90 | Fayetteville, Ark. | W | 10-7 |
| 3/7/00 | Fayetteville, Ark. | W | 7-4 |
| 3/8/00 | Fayetteville, Ark. | W | 14-4 |
| 3/20/02 | St. Louis, Mo. | W | 6-4 |
| 4/7/10 | Fayetteville, Ark. | W | 32-8 |

SAM HOUSTON STATE

Overall Series Record: 2-0
Record at Neutral Sites: 2-0

| DATE | SITE | W/L | SCORE |
|--------|-----------------|-----|-------|
| 6/1/12 | Houston, Texas+ | W | 5-4 |
| 6/3/12 | Houston, Texas+ | W | 5-1 |

SAN DIEGO STATE

Overall Series Record: 8-1
Record in Fayetteville, Ark: 4-0
Record in San Diego, Calif.: 3-1
Record at Neutral Sites: 1-0

| DATE | SITE | W/L | SCORE |
|---------|--------------------|-----|-------|
| 3/3/01 | Minneapolis, Minn. | W | 6-4 |
| 3/10/11 | San Diego, Calif. | W | 12-4 |
| 3/11/11 | San Diego, Calif. | W | 11-6 |
| 3/12/11 | San Diego, Calif. | L | 3-2 |
| 3/13/11 | San Diego, Calif. | W | 5-2 |
| 3/7/13 | Fayetteville, Ark. | W | 2-0 |
| 3/8/13 | Fayetteville, Ark. | W | 4-3 |
| 3/9/13 | Fayetteville, Ark. | W | 8-2 |
| 3/9/13 | Fayetteville, Ark. | W | 4-1 |

SAN FRANCISCO

Overall Series Record: 0-1
Record at Neutral Sites: 0-1

| DATE | SITE | W/L | SCORE |
|--------|------------------|-----|-------|
| 3/7/14 | Berkeley, Calif. | L | 2-1 |

SAN JOSE STATE

Overall Series Record: 2-0
Record in San Jose, Calif.: 2-0

| DATE | SITE | W/L | SCORE |
|---------|------------------|-----|-------|
| 3/18/95 | San Jose, Calif. | W | 12-8 |
| 3/19/95 | San Jose, Calif. | W | 7-4 |

SANTA CLARA

Overall Series Record: 1-0
Record at Neutral Sites: 1-0

| DATE | SITE | W/L | SCORE |
|---------|------------------|-----|-------|
| 3/17/95 | San Jose, Calif. | W | 10-3 |

SCHOOL OF THE OZARKS

Overall Series Record: 8-1
Record in Fayetteville, Ark.: 8-1

| DATE | SITE | W/L | SCORE |
|---------|--------------------|-----|-------|
| 3/23/84 | Fayetteville, Ark. | W | 6-2 |
| 3/19/85 | Fayetteville, Ark. | W | 4-3 |
| 3/19/85 | Fayetteville, Ark. | W | 6-0 |
| 4/20/87 | Fayetteville, Ark. | W | 12-1 |
| 3/22/89 | Fayetteville, Ark. | W | 14-5 |
| 3/22/89 | Fayetteville, Ark. | W | 10-0 |
| 4/4/90 | Fayetteville, Ark. | L | 5-1 |
| 2/19/91 | Fayetteville, Ark. | W | 15-5 |
| 3/26/92 | Fayetteville, Ark. | W | 13-3 |

SIENA

Overall Series Record: 3-0
Record in Fayetteville, Ark.: 3-0

| DATE | SITE | W/L | SCORE |
|--------|--------------------|-----|-------|
| 3/7/08 | Fayetteville, Ark. | W | 14-5 |
| 3/8/08 | Fayetteville, Ark. | W | 17-2 |
| 3/9/08 | Fayetteville, Ark. | W | 10-4 |

SIU-EDWARDSVILLE

Overall Series Record: 1-1
Record in Fayetteville, Ark.: 1-1

| DATE | SITE | W/L | SCORE |
|---------|--------------------|-----|-------|
| 3/29/76 | Fayetteville, Ark. | L | 5-2 |
| 3/29/76 | Fayetteville, Ark. | W | 7-3 |

SMU

Overall Series Record: 22-4
Record in Fayetteville, Ark.: 11-0
Record in Dallas, Texas: 11-4

| DATE | SITE | W/L | SCORE |
|---------|--------------------|-----|-------|
| 4/4/61 | Dallas, Texas | L | 7-1 |
| 4/5/61 | Dallas, Texas | W | 11-7 |
| 4/4/67 | Fayetteville, Ark. | W | 4-1 |
| 4/4/67 | Fayetteville, Ark. | W | 8-7 |
| 4/22/69 | Dallas, Texas | L | 8-3 |
| 1973 | Dallas, Texas | W | 3-1 |
| 1973 | Dallas, Texas | W | 4-3 |
| 3/15/74 | Fayetteville, Ark. | W | 4-2 |
| 3/16/74 | Fayetteville, Ark. | W | 11-3 |
| 3/16/74 | Fayetteville, Ark. | W | 6-2 |
| 1975 | Dallas, Texas | W | 4-1 |
| 3/26/76 | Dallas, Texas | W | 17-2 |
| 3/27/76 | Dallas, Texas | W | 10-1 |
| 3/27/76 | Dallas, Texas | W | 2-1 |
| 3/25/77 | Fayetteville, Ark. | W | 1-0 |
| 3/26/77 | Fayetteville, Ark. | W | 4-1 |
| 3/26/77 | Fayetteville, Ark. | W | 3-1 |
| 3/31/78 | Dallas, Texas | W | 5-2 |
| 4/1/78 | Dallas, Texas | W | 9-2 |
| 4/1/78 | Dallas, Texas | W | 6-4 |
| 3/30/79 | Fayetteville, Ark. | W | 3-1 |
| 3/31/79 | Fayetteville, Ark. | W | 3-1 |
| 3/31/79 | Fayetteville, Ark. | W | 9-2 |
| 2/29/80 | Dallas, Texas | W | 2-0 |
| 3/1/80 | Dallas, Texas | L | 2-1 |
| 3/1/80 | Dallas, Texas | L | 9-1 |

SOUTH ALABAMA

Overall Series Record: 3-2
Record in Fayetteville, Ark.: 1-2
Record in Mobile, Ala.: 2-0

| DATE | SITE | W/L | SCORE |
|---------|--------------------|-----|-------|
| 2/12/06 | Mobile, Ala. | W | 8-7 |
| 2/28/14 | Fayetteville, Ark. | W | 2-1 |
| 3/1/14 | Fayetteville, Ark. | L | 2-1 |
| 3/1/14 | Fayetteville, Ark. | L | 5-3 |
| 2/21/15 | Mobile, Ala. | W | 7-0 |

SOUTH CAROLINA

Overall Series Record: 37-32
Record in Fayetteville, Ark.: 18-10
Record in Columbia, S.C.: 14-16
Record at Neutral Sites: 5-6

| DATE | SITE | W/L | SCORE |
|---------|--------------------|-----|-------|
| 5/31/85 | Omaha, Neb.+ | W | 1-0 |
| 3/28/92 | Fayetteville, Ark. | W | 8-3 |
| 3/28/92 | Fayetteville, Ark. | W | 7-2 |
| 3/29/92 | Fayetteville, Ark. | L | 20-11 |
| 5/13/92 | New Orleans, La.! | W | 8-6 |
| 5/15/92 | New Orleans, La.! | L | 9-5 |
| 4/3/93 | Columbia, S.C. | L | 18-11 |

| | | | |
|---------|--------------------|---|----------|
| 4/3/93 | Columbia, S.C. | L | 8-1 |
| 4/4/93 | Columbia, S.C. | L | 5-3 |
| 3/29/96 | Fayetteville, Ark. | W | 8-1 |
| 3/30/96 | Fayetteville, Ark. | W | 2-1 |
| 3/31/96 | Fayetteville, Ark. | L | 13-2 |
| 3/28/97 | Columbia, S.C. | W | 11-8 |
| 3/29/97 | Columbia, S.C. | L | 14-9 |
| 3/30/97 | Columbia, S.C. | W | 30-7 |
| 3/6/98 | Fayetteville, Ark. | W | 11-1 |
| 3/8/98 | Fayetteville, Ark. | W | 17-16 |
| 5/14/99 | Columbia, S.C. | W | 8-2 |
| 5/15/99 | Columbia, S.C. | L | 16-6 |
| 5/16/99 | Columbia, S.C. | W | 13-5 |
| 5/5/00 | Fayetteville, Ark. | L | 8-2 |
| 5/6/00 | Fayetteville, Ark. | W | 11-10 |
| 5/7/00 | Fayetteville, Ark. | W | 9-3 |
| 3/9/01 | Columbia, S.C. | L | 16-5 |
| 3/10/01 | Columbia, S.C. | L | 7-4 |
| 3/11/01 | Columbia, S.C. | L | 9-3 |
| 4/5/02 | Fayetteville, Ark. | W | 7-4 |
| 4/6/02 | Fayetteville, Ark. | W | 8-7 (15) |
| 5/22/02 | Hoover, Ala.! | L | 10-1 |
| 5/24/02 | Hoover, Ala.! | L | 4-1 |
| 3/14/03 | Columbia, S.C. | L | 7-2 |
| 3/16/03 | Columbia, S.C. | W | 2-1 |
| 3/16/03 | Columbia, S.C. | W | 4-1 |
| 3/26/04 | Fayetteville, Ark. | W | 5-3 |
| 3/27/04 | Fayetteville, Ark. | W | 5-4 |
| 3/28/04 | Fayetteville, Ark. | L | 10-2 |
| 5/29/04 | Hoover, Ala.! | L | 3-2 |
| 3/18/05 | Columbia, S.C. | W | 9-1 |
| 3/19/05 | Columbia, S.C. | L | 12-3 |
| 3/20/05 | Columbia, S.C. | W | 5-3 |
| 5/24/07 | Hoover, Ala.! | W | 6-0 |
| 5/26/07 | Hoover, Ala.! | W | 3-2 |
| 5/9/08 | Fayetteville, Ark. | W | 12-11 |
| 5/10/08 | Fayetteville, Ark. | W | 6-3 |
| 5/11/08 | Fayetteville, Ark. | W | 4-2 |
| 4/3/09 | Columbia, S.C. | W | 6-4 |
| 4/4/09 | Columbia, S.C. | L | 9-1 |
| 4/5/09 | Columbia, S.C. | W | 7-4 |
| 5/14/10 | Fayetteville, Ark. | L | 3-2 |
| 5/15/10 | Fayetteville, Ark. | L | 5-0 |
| 5/16/10 | Fayetteville, Ark. | L | 5-3 |
| 5/13/11 | Columbia, S.C. | W | 6-2 |
| 5/14/11 | Columbia, S.C. | L | 6-5 |
| 5/15/11 | Columbia, S.C. | L | 7-1 |
| 5/4/12 | Fayetteville, Ark. | L | 8-6 (10) |
| 5/5/12 | Fayetteville, Ark. | W | 7-6 |
| 5/6/12 | Fayetteville, Ark. | L | 10-7 |
| 6/18/12 | Omaha, Neb.+ | W | 2-1 |
| 6/21/12 | Omaha, Neb.+ | L | 2-0 |
| 6/22/12 | Omaha, Neb.+ | L | 3-2 |
| 3/22/13 | Columbia, S.C. | W | 15-3 |
| 3/23/13 | Columbia, S.C. | W | 4-2 |
| 3/24/13 | Columbia, S.C. | W | 5-3 (11) |
| 4/4/14 | Fayetteville, Ark. | L | 2-1 |
| 4/4/14 | Fayetteville, Ark. | W | 4-1 |
| 4/5/14 | Fayetteville, Ark. | W | 7-0 |
| 3/18/16 | Columbia, S.C. | L | 10-6 |
| 3/19/16 | Columbia, S.C. | L | 6-2 |
| 3/20/16 | Columbia, S.C. | L | 8-6 |

SOUTH DAKOTA

Overall Series Record: 6-0
Record in Fayetteville, Ala.: 6-0

| DATE | SITE | W/L | SCORE |
|---------|--------------------|-----|-------|
| 4/13/79 | Fayetteville, Ark. | W | 4-0 |
| 4/13/79 | Fayetteville, Ark. | W | 7-0 |
| 4/14/79 | Fayetteville, Ark. | W | 7-1 |
| 4/14/79 | Fayetteville, Ark. | W | 8-1 |
| 3/9/82 | Fayetteville, Ark. | W | 12-4 |
| 3/9/82 | Fayetteville, Ark. | W | 10-0 |

SOUTH DAKOTA STATE

Overall Series Record: 3-1
Record in Fayetteville, Ark.: 3-1

| DATE | SITE | W/L | SCORE |
|---------|--------------------|-----|-------|
| 3/5/08 | Fayetteville, Ark. | W | 13-1 |
| 3/5/08 | Fayetteville, Ark. | W | 20-4 |
| 3/9/10 | Fayetteville, Ark. | L | 3-2 |
| 3/10/10 | Fayetteville, Ark. | W | 21-2 |

SERIES HISTORY

SOUTHEAST MISSOURI STATE

Overall Series Record: 6-5
Record in Fayetteville, Ark.: 6-5

| DATE | SITE | W/L | SCORE |
|---------|--------------------|-----|-------|
| 4/12/95 | Fayetteville, Ark. | W | 10-6 |
| 3/26/96 | Fayetteville, Ark. | W | 8-3 |
| 2/11/00 | Fayetteville, Ark. | W | 4-3 |
| 2/12/00 | Fayetteville, Ark. | W | 3-1 |
| 2/13/00 | Fayetteville, Ark. | L | 8-7 |
| 5/14/02 | Fayetteville, Ark. | L | 5-1 |
| 5/15/02 | Fayetteville, Ark. | L | 5-4 |
| 5/3/11 | Fayetteville, Ark. | W | 10-0 |
| 5/4/11 | Fayetteville, Ark. | L | 5-6 |
| 3/17/15 | Fayetteville, Ark. | W | 4-3 |
| 3/18/15 | Fayetteville, Ark. | L | 12-11 |

SOUTHEAST OKLAHOMA STATE

Overall Series Record: 6-0
Record in Fayetteville, Ark.: 6-0

| DATE | SITE | W/L | SCORE |
|---------|--------------------|-----|-------|
| 3/5/85 | Fayetteville, Ark. | W | 15-6 |
| 4/28/87 | Fayetteville, Ark. | W | 14-10 |
| 4/25/88 | Fayetteville, Ark. | W | 10-5 |
| 4/26/88 | Fayetteville, Ark. | W | 15-13 |
| 4/9/89 | Fayetteville, Ark. | W | 11-1 |
| 3/4/94 | Fayetteville, Ark. | W | 13-6 |

SOUTHERN CALIFORNIA

Overall Series Record: 0-1
Record at Neutral Sites: 0-1

| DATE | SITE | W/L | SCORE |
|---------|-----------------|-----|-------|
| 5/24/96 | Lubbock, Texas+ | L | 15-5 |

SOUTHERN ILLINOIS

Overall Series Record: 3-6
Record in Fayetteville, Ark.: 3-6

| DATE | SITE | W/L | SCORE |
|--------|--------------------|-----|-------|
| 5/5/66 | Fayetteville, Ark. | L | 7-0 |
| 3/4/79 | Fayetteville, Ark. | L | 3-2 |
| 3/4/79 | Fayetteville, Ark. | L | 18-5 |
| 3/9/80 | Fayetteville, Ark. | W | 6-5 |
| 3/9/80 | Fayetteville, Ark. | L | 8-4 |
| 3/2/82 | Fayetteville, Ark. | L | 3-0 |
| 3/2/82 | Fayetteville, Ark. | W | 2-1 |
| 3/1/83 | Fayetteville, Ark. | L | 7-3 |
| 3/1/83 | Fayetteville, Ark. | W | 6-2 |

SOUTHERN MISS

Overall Series Record: 4-8
Record in Fayetteville, Ark.: 2-1
Record in Hattiesburg, Miss.: 2-7

| DATE | SITE | W/L | SCORE |
|---------|--------------------|-----|----------|
| 4/12/63 | Hattiesburg, Miss. | L | 5-4 |
| 4/13/63 | Hattiesburg, Miss. | L | 4-0 |
| 4/16/65 | Hattiesburg, Miss. | L | 4-1 |
| 4/17/65 | Hattiesburg, Miss. | L | 15-9 |
| 4/13/66 | Hattiesburg, Miss. | L | 13-0 |
| 4/14/66 | Hattiesburg, Miss. | L | 19-0 |
| 3/11/94 | Fayetteville, Ark. | W | 4-2 |
| 3/12/94 | Fayetteville, Ark. | W | 16-9 |
| 3/13/94 | Fayetteville, Ark. | L | 9-8 (10) |
| 3/10/95 | Hattiesburg, Miss. | W | 10-1 |
| 3/11/95 | Hattiesburg, Miss. | L | 4-3 (12) |
| 3/12/95 | Hattiesburg, Miss. | W | 8-2 |

SOUTHWEST BAPTIST

Overall Series Record: 18-0
Record in Fayetteville, Ark.: 18-0

| DATE | SITE | W/L | SCORE |
|---------|--------------------|-----|-------|
| 3/13/76 | Fayetteville, Ark. | W | 9-1 |
| 3/13/76 | Fayetteville, Ark. | W | 6-1 |
| 3/5/79 | Fayetteville, Ark. | W | 5-0 |
| 3/5/79 | Fayetteville, Ark. | W | 9-2 |
| 3/12/80 | Fayetteville, Ark. | W | 10-3 |
| 3/12/80 | Fayetteville, Ark. | W | 11-1 |
| 3/17/81 | Fayetteville, Ark. | W | 20-9 |
| 3/17/81 | Fayetteville, Ark. | W | 8-3 |
| 2/26/83 | Fayetteville, Ark. | W | 10-1 |
| 2/26/83 | Fayetteville, Ark. | W | 8-2 |
| 3/21/84 | Fayetteville, Ark. | W | 21-0 |
| 3/21/84 | Fayetteville, Ark. | W | 33-4 |
| 4/18/88 | Fayetteville, Ark. | W | 16-3 |
| 3/21/89 | Fayetteville, Ark. | W | 12-1 |
| 2/22/93 | Fayetteville, Ark. | W | 21-5 |
| 2/22/94 | Fayetteville, Ark. | W | 15-6 |
| 2/21/95 | Fayetteville, Ark. | W | 10-1 |
| 2/23/98 | Fayetteville, Ark. | W | 20-2 |

SOUTHWESTERN (OKLA.) STATE

Overall Series Record: 1-3
Record in Fayetteville, Ark.: 1-3

| DATE | SITE | W/L | SCORE |
|--------|--------------------|-----|-------|
| 4/6/72 | Fayetteville, Ark. | L | 6-2 |
| 4/8/75 | Fayetteville, Ark. | L | 8-7 |
| 4/8/75 | Fayetteville, Ark. | L | 7-4 |
| 3/1/77 | Fayetteville, Ark. | W | 2-0 |

STANFORD

Overall Series Record: 1-3
Record in Palo Alto, Calif.: 0-1
Record at Neutral Sites: 1-2

| DATE | SITE | W/L | SCORE |
|---------|--------------------|-----|-------|
| 6/6/85 | Omaha, Neb.+ | W | 10-4 |
| 5/24/86 | Stillwater, Okla.+ | L | 1-0 |
| 5/27/95 | Wichita, Kan.+ | L | 10-3 |
| 5/31/08 | Palo Alto, Calif.+ | L | 5-1 |

ST. CLOUD STATE

Overall Series Record: 2-0-1
Record in Fayetteville, Ark.: 2-0-1

| DATE | SITE | W/L | SCORE |
|---------|--------------------|-----|-------|
| 1971 | Fayetteville, Ark. | W | 8-7 |
| 3/20/72 | Fayetteville, Ark. | W | 9-6 |
| 3/19/73 | Fayetteville, Ark. | T | 17-17 |

ST. EDWARDS

Overall Series Record: 1-1
Record in Austin, Texas: 0-1
Record at Neutral Sites: 1-0

| DATE | SITE | W/L | SCORE |
|---------|--------------------|-----|-------|
| 3/31/67 | San Antonio, Texas | W | 8-6 |
| 1970 | Austin, Texas | L | 8-7 |

STEPHEN F. AUSTIN

Overall Series Record: 7-0
Record in Fayetteville, Ark.: 6-0
Record at Neutral Sites: 1-0

| DATE | SITE | W/L | SCORE |
|---------|--------------------|-----|-------|
| 3/13/89 | Fayetteville, Ark. | W | 9-1 |
| 2/18/06 | Edinburg, Texas | W | 15-7 |
| 4/17/12 | Fayetteville, Ark. | W | 8-3 |
| 4/17/12 | Fayetteville, Ark. | W | 4-3 |
| 4/15/14 | Fayetteville, Ark. | W | 7-2 |
| 4/14/15 | Fayetteville, Ark. | W | 8-2 |
| 4/15/15 | Fayetteville, Ark. | W | 15-3 |

ST. JOHN'S

Overall Series Record: 4-0
Record in Fayetteville, Ark.: 3-0
Record at Neutral Sites: 1-0

| DATE | SITE | W/L | SCORE |
|---------|--------------------|-----|-------|
| 2/20/04 | Fayetteville, Ark. | W | 14-7 |
| 2/21/04 | Fayetteville, Ark. | W | 6-5 |
| 2/22/04 | Fayetteville, Ark. | W | 14-3 |
| 5/31/15 | Stillwater, Okla.+ | W | 4-3 |

ST. MARY'S (TEXAS)

Overall Series Record: 2-2
Record in San Antonio, Texas: 2-2

| DATE | SITE | W/L | SCORE |
|---------|--------------------|-----|-------|
| 3/25/68 | San Antonio, Texas | W | 3-2 |
| 1970 | San Antonio, Texas | W | 8-1 |
| 3/26/70 | San Antonio, Texas | L | 1-0 |
| 3/29/71 | San Antonio, Texas | L | 4-2 |

ST. OLAF

Overall Series Record: 2-0
Record in Fayetteville, Texas: 2-0

| DATE | SITE | W/L | SCORE |
|---------|--------------------|-----|-------|
| 3/27/73 | Fayetteville, Ark. | W | 4-0 |
| 3/27/89 | Fayetteville, Ark. | W | 11-3 |

TCU

Overall Series Record: 45-19
Record in Fayetteville, Ark.: 25-2
Record in Fort Worth, Texas: 19-17
Record at Neutral Sites: 1-0

| DATE | SITE | W/L | SCORE |
|---------|-------------------|-----|-------|
| 4/3/61 | Fort Worth, Texas | W | 7-4 |
| 3/22/66 | Fort Worth, Texas | L | 9-3 |

| | | | |
|---------|--------------------|---|----------|
| 4/21/69 | Fort Worth, Texas | L | 14-13 |
| 4/12/74 | Fort Worth, Texas | L | 8-2 |
| 4/13/74 | Fort Worth, Texas | L | 6-5 |
| 4/13/74 | Fort Worth, Texas | L | 5-3 |
| 4/11/75 | Fort Worth, Texas | L | 9-8 |
| 4/12/75 | Fort Worth, Texas | L | 13-1 |
| 4/12/75 | Fort Worth, Texas | L | 4-2 |
| 4/2/76 | Fayetteville, Ark. | W | 7-5 |
| 4/3/76 | Fayetteville, Ark. | L | 6-5 |
| 4/3/76 | Fayetteville, Ark. | W | 7-6 |
| 4/1/77 | Fort Worth, Texas | L | 5-2 |
| 4/2/77 | Fort Worth, Texas | W | 3-0 |
| 4/2/77 | Fort Worth, Texas | W | 6-5 |
| 3/24/78 | Fayetteville, Ark. | W | 6-3 |
| 3/25/78 | Fayetteville, Ark. | W | 4-3 |
| 3/25/78 | Fayetteville, Ark. | W | 7-2 |
| 3/23/79 | Fort Worth, Texas | W | 7-1 |
| 3/24/79 | Fort Worth, Texas | W | 10-1 |
| 3/24/79 | Fort Worth, Texas | W | 9-4 |
| 4/25/80 | Fayetteville, Ark. | W | 5-1 |
| 4/26/80 | Fayetteville, Ark. | W | 3-2 |
| 4/26/80 | Fayetteville, Ark. | W | 18-17 |
| 3/13/81 | Fort Worth, Texas | W | 4-1 |
| 3/14/81 | Fort Worth, Texas | L | 6-5 |
| 3/14/81 | Fort Worth, Texas | L | 6-5 |
| 3/13/82 | Fayetteville, Ark. | W | 3-1 |
| 3/13/82 | Fayetteville, Ark. | W | 2-1 |
| 3/13/82 | Fayetteville, Ark. | W | 8-4 |
| 4/23/83 | Fort Worth, Texas | W | 4-3 |
| 4/23/83 | Fort Worth, Texas | W | 10-5 |
| 4/24/83 | Fort Worth, Texas | W | 9-3 |
| 4/28/84 | Fayetteville, Ark. | W | 6-5 |
| 4/28/84 | Fayetteville, Ark. | W | 8-5 |
| 4/29/84 | Fayetteville, Ark. | W | 6-5 (10) |
| 4/19/85 | Fort Worth, Texas | W | 19-7 |
| 4/20/85 | Fort Worth, Texas | L | 4-3 |
| 4/20/85 | Fort Worth, Texas | W | 12-6 |
| 4/18/86 | Fayetteville, Ark. | W | 13-3 |
| 4/20/86 | Fayetteville, Ark. | W | 7-6 |
| 4/20/86 | Fayetteville, Ark. | W | 6-5 (10) |
| 4/10/87 | Fort Worth, Texas | W | 9-7 |
| 4/11/87 | Fort Worth, Texas | L | 7-6 |
| 4/11/87 | Fort Worth, Texas | W | 13-7 |
| 4/15/88 | Fayetteville, Ark. | W | 3-2 |
| 4/16/88 | Fayetteville, Ark. | L | 3-1 |
| 4/16/88 | Fayetteville, Ark. | W | 3-2 |
| 4/7/89 | Fort Worth, Texas | W | 5-4 |
| 4/8/89 | Fort Worth, Texas | W | 8-6 |
| 4/8/89 | Fort Worth, Texas | W | 11-3 |
| 4/6/90 | Fayetteville, Ark. | W | 10-3 |
| 4/7/90 | Fayetteville, Ark. | W | 4-3 |
| 4/7/90 | Fayetteville, Ark. | W | 7-3 |
| 4/12/91 | Fort Worth, Texas | L | 4-1 |
| 4/13/91 | Fort Worth, Texas | W | 12-2 |
| 4/14/91 | Fort Worth, Texas | W | 12-6 |
| 2/11/94 | Fort Worth, Texas | L | 7-3 |
| 2/12/94 | Fort Worth, Texas | L | 21-4 |
| 2/13/94 | Fort Worth, Texas | L | 6-4 (13) |
| 3/4/95 | Fayetteville, Ark. | W | 9-7 |
| 3/5/95 | Fayetteville, Ark. | W | 8-4 |
| 3/5/95 | Fayetteville, Ark. | W | 3-2 |
| 2/17/06 | Edinburg, Texas | W | 5-2 |

TENNESSEE

Overall Series Record: 33-27
Record in Fayetteville, Ark.: 16-10
Record in Knoxville, Tenn.: 14-16
Record at Neutral Sites: 3-1

| DATE | SITE | W/L | SCORE |
|---------|--------------------|-----|------------|
| 3/14/92 | Seattle, Wash. | W | 1-0 |
| 3/25/94 | Fayetteville, Ark. | L | 8-4 |
| 3/26/94 | Fayetteville, Ark. | L | 12-11 (10) |
| 3/27/94 | Fayetteville, Ark. | W | 17-11 |
| 3/24/95 | Knoxville, Tenn. | L | 7-0 |
| 3/25/95 | Knoxville, Tenn. | L | 5-4 (12) |
| 3/26/95 | Knoxville, Tenn. | L | 5-4 |
| 3/9/96 | Fayetteville, Ark. | L | 9-3 |
| 3/9/96 | Fayetteville, Ark. | L | 4-3 |
| 3/10/96 | Fayetteville, Ark. | W | 15-3 |
| 3/7/97 | Knoxville, Tenn. | L | 5-3 |
| 3/8/97 | Knoxville, Tenn. | L | 13-10 |
| 3/9/97 | Knoxville, Tenn. | L | 13-12 |
| 4/17/98 | Knoxville, Tenn. | W | 11-8 |
| 3/26/99 | Fayetteville, Ark. | W | 10-6 |
| 3/27/99 | Fayetteville, Ark. | W | 7-3 |
| 3/28/99 | Fayetteville, Ark. | W | 13-12 |
| 3/10/00 | Knoxville, Tenn. | W | 10-5 |
| 3/11/00 | Knoxville, Tenn. | W | 14-5 |
| 3/12/00 | Knoxville, Tenn. | L | 14-0 |

SERIES HISTORY

| | | | |
|---------|--------------------|---|----------|
| 4/20/01 | Knoxville, Tenn. | L | 8-7 |
| 4/21/01 | Knoxville, Tenn. | L | 6-3 |
| 4/22/01 | Knoxville, Tenn. | W | 14-1 |
| 4/19/02 | Fayetteville, Ark. | L | 14-9 |
| 4/20/02 | Fayetteville, Ark. | W | 7-6 (12) |
| 4/21/02 | Fayetteville, Ark. | W | 9-2 |
| 5/9/03 | Knoxville, Tenn. | L | 1-0 (12) |
| 5/10/03 | Knoxville, Tenn. | L | 8-1 |
| 5/11/03 | Knoxville, Tenn. | L | 4-3 (11) |
| 4/30/04 | Fayetteville, Ark. | L | 9-3 |
| 5/1/04 | Fayetteville, Ark. | W | 4-1 |
| 5/2/04 | Fayetteville, Ark. | W | 5-3 |
| 5/26/04 | Hoover, Ala.! | L | 8-6 |
| 5/28/04 | Hoover, Ala.! | W | 4-1 |
| 4/15/05 | Knoxville, Tenn. | W | 4-1 |
| 4/16/05 | Knoxville, Tenn. | L | 8-2 |
| 4/17/05 | Knoxville, Tenn. | L | 4-3 |
| 3/31/06 | Fayetteville, Ark. | W | 6-1 |
| 4/1/06 | Fayetteville, Ark. | L | 11-6 |
| 4/2/06 | Fayetteville, Ark. | W | 13-11 |
| 3/30/07 | Knoxville, Tenn. | W | 6-2 |
| 3/31/07 | Knoxville, Tenn. | W | 4-3 |
| 4/1/07 | Knoxville, Tenn. | W | 11-7 |
| 4/18/08 | Fayetteville, Ark. | W | 5-4 |
| 4/19/08 | Fayetteville, Ark. | W | 5-4 (10) |
| 4/20/08 | Fayetteville, Ark. | L | 7-6 (10) |
| 4/24/09 | Knoxville, Tenn. | W | 9-3 |
| 4/25/09 | Knoxville, Tenn. | L | 5-4 |
| 4/26/09 | Knoxville, Tenn. | W | 15-8 |
| 5/17/12 | Knoxville, Tenn. | W | 8-0 |
| 5/18/12 | Knoxville, Tenn. | W | 10-3 |
| 5/19/12 | Knoxville, Tenn. | W | 8-2 |
| 5/10/13 | Fayetteville, Ark. | L | 8-3 |
| 5/11/13 | Fayetteville, Ark. | W | 11-1 |
| 5/12/13 | Fayetteville, Ark. | W | 10-2 |
| 5/8/15 | Fayetteville, Ark. | L | 5-4 |
| 5/10/15 | Fayetteville, Ark. | W | 5-2 |
| 5/19/15 | Hoover, Ala.! | W | 2-1 |
| 5/4/17 | Knoxville, Tenn. | L | 5-4 |
| 5/6/17 | Knoxville, Tenn. | W | 2-0 |

TEXAS
Overall Series Record: 28-54
Record in Fayetteville, Ark.: 12-15
Record in Austin, Texas: 13-28
Record at Neutral Sites: 3-11

| DATE | SITE | W/L | SCORE |
|---------|-------------------------|-----|-------|
| 3/29/74 | Fayetteville, Ark. | L | 19-4 |
| 3/30/74 | Fayetteville, Ark. | L | 3-2 |
| 3/30/74 | Fayetteville, Ark. | W | 8-5 |
| 3/29/75 | Austin, Texas | L | 6-1 |
| 3/29/75 | Austin, Texas | L | 5-1 |
| 3/29/75 | Austin, Texas | L | 3-2 |
| 4/23/76 | Austin, Texas | L | 10-1 |
| 4/24/76 | Austin, Texas | L | 6-3 |
| 4/24/76 | Austin, Texas | W | 5-2 |
| 4/22/77 | Fayetteville, Ark. | L | 5-1 |
| 4/23/77 | Fayetteville, Ark. | L | 7-1 |
| 4/23/77 | Fayetteville, Ark. | W | 1-0 |
| 5/14/77 | Austin, Texas! | L | 8-1 |
| 3/3/78 | Austin, Texas | W | 5-4 |
| 3/4/78 | Austin, Texas | W | 2-1 |
| 3/4/78 | Austin, Texas | L | 8-3 |
| 3/2/79 | Fayetteville, Ark. | W | 2-0 |
| 3/3/79 | Fayetteville, Ark. | L | 3-2 |
| 3/3/79 | Fayetteville, Ark. | L | 1-0 |
| 5/13/79 | Austin, Texas! | L | 6-2 |
| 5/14/79 | Austin, Texas! | L | 12-6 |
| 6/5/79 | Omaha, Neb.+ | W | 9-4 |
| 4/4/80 | Austin, Texas | W | 2-1 |
| 4/5/80 | Austin, Texas | L | 15-3 |
| 4/5/80 | Austin, Texas | W | 8-6 |
| 5/8/80 | College Station, Texas! | L | 6-4 |
| 5/9/80 | College Station, Texas! | W | 8-7 |
| 5/10/80 | College Station, Texas! | L | 9-4 |
| 4/3/81 | Fayetteville, Ark. | W | 7-0 |
| 4/4/81 | Fayetteville, Ark. | L | 5-4 |
| 4/4/81 | Fayetteville, Ark. | L | 8-6 |
| 5/18/81 | Austin, Texas! | L | 11-1 |
| 4/2/82 | Austin, Texas | W | 8-1 |
| 4/3/82 | Austin, Texas | L | 11-5 |
| 4/3/82 | Austin, Texas | L | 5-2 |
| 5/15/82 | College Station, Texas! | L | 8-0 |
| 3/27/83 | Little Rock, Ark. | L | 9-4 |
| 3/27/83 | Little Rock, Ark. | L | 6-1 |
| 3/27/83 | Little Rock, Ark. | L | 11-9 |
| 5/14/83 | Austin, Texas! | L | 9-2 |
| 5/15/83 | Austin, Texas! | W | 5-4 |
| 5/16/83 | Austin, Texas! | L | 14-0 |

| | | | |
|---------|-------------------------|---|-------|
| 3/30/84 | Austin, Texas | L | 5-2 |
| 3/31/84 | Austin, Texas | L | 7-5 |
| 3/31/84 | Austin, Texas | W | 13-4 |
| 5/11/84 | Austin, Texas! | L | 8-1 |
| 3/22/85 | Fayetteville, Ark. | W | 5-4 |
| 3/23/85 | Fayetteville, Ark. | W | 2-1 |
| 3/23/85 | Fayetteville, Ark. | L | 13-3 |
| 5/18/85 | Fayetteville, Ark.! | W | 9-5 |
| 5/19/85 | Fayetteville, Ark.! | W | 10-6 |
| 6/8/85 | Omaha, Neb.+ | L | 8-7 |
| 3/21/86 | Austin, Texas | L | 8-0 |
| 3/22/86 | Austin, Texas | W | 3-0 |
| 3/22/86 | Austin, Texas | L | 12-3 |
| 5/1/87 | Fayetteville, Ark. | L | 9-5 |
| 5/2/87 | Fayetteville, Ark. | W | 9-3 |
| 5/2/87 | Fayetteville, Ark. | L | 4-1 |
| 5/17/87 | Austin, Texas! | L | 10-3 |
| 5/18/87 | Austin, Texas! | L | 3-2 |
| 5/30/87 | Omaha, Neb.+ | L | 13-6 |
| 5/7/88 | Austin, Texas | W | 5-0 |
| 5/8/88 | Austin, Texas | L | 8-1 |
| 5/8/88 | Austin, Texas | L | 15-2 |
| 5/20/88 | Fayetteville, Ark.! | L | 7-1 |
| 4/28/89 | Fayetteville, Ark. | L | 5-4 |
| 4/29/89 | Fayetteville, Ark. | W | 8-4 |
| 4/29/89 | Fayetteville, Ark. | W | 14-7 |
| 5/18/89 | College Station, Texas! | L | 8-3 |
| 5/20/89 | College Station, Texas! | L | 9-1 |
| 4/27/90 | Austin, Texas | W | 13-11 |
| 4/28/90 | Austin, Texas | L | 4-3 |
| 4/28/90 | Austin, Texas | W | 6-5 |
| 5/18/90 | Austin, Texas! | L | 11-4 |
| 5/3/91 | Fayetteville, Ark. | L | 4-2 |
| 5/4/91 | Fayetteville, Ark. | L | 3-2 |
| 5/4/91 | Fayetteville, Ark. | W | 4-2 |
| 6/18/04 | Omaha, Neb.+ | L | 13-2 |
| 6/4/05 | Austin, Texas+ | W | 9-2 |
| 6/5/05 | Austin, Texas+ | L | 19-8 |
| 6/6/05 | Austin, Texas+ | L | 5-2 |
| 3/4/12 | Houston, Texas | W | 7-3 |

TEXAS A&M
Overall Series Record: 39-41
Record in Fayetteville, Ark.: 16-20
Record in College Station, Texas: 20-19
Record at Neutral Sites: 3-2

| DATE | SITE | W/L | SCORE |
|---------|-------------------------|-----|----------|
| 3/22/74 | College Station, Texas | L | 5-2 |
| 3/23/74 | College Station, Texas | L | 15-1 |
| 3/23/74 | College Station, Texas | L | 15-0 |
| 3/21/75 | Fayetteville, Ark. | W | 4-1 |
| 3/22/75 | Fayetteville, Ark. | L | 3-2 |
| 3/22/75 | Fayetteville, Ark. | L | 5-0 |
| 4/30/76 | Fayetteville, Ark. | L | 7-6 |
| 5/1/76 | Fayetteville, Ark. | L | 3-1 |
| 5/1/76 | Fayetteville, Ark. | L | 7-5 |
| 2/25/77 | College Station, Texas | L | 6-0 |
| 2/26/77 | College Station, Texas | L | 4-3 |
| 2/26/77 | College Station, Texas | L | 4-0 |
| 5/13/77 | Austin, Texas! | L | 5-2 |
| 4/28/78 | Fayetteville, Ark. | L | 6-1 |
| 4/29/78 | Fayetteville, Ark. | L | 5-0 |
| 4/29/78 | Fayetteville, Ark. | W | 6-5 |
| 5/13/78 | Austin, Texas! | L | 5-0 |
| 4/27/79 | College Station, Texas | L | 6-0 |
| 4/28/79 | College Station, Texas | W | 2-0 (11) |
| 4/28/79 | College Station, Texas | W | 9-1 |
| 5/14/79 | Austin, Texas! | W | 6-2 |
| 3/28/80 | Fayetteville, Ark. | W | 4-2 |
| 3/28/80 | Fayetteville, Ark. | L | 8-5 |
| 5/7/80 | College Station, Texas! | W | 19-10 |
| 4/10/81 | College Station, Texas | W | 4-0 |
| 4/11/81 | College Station, Texas | L | 9-2 |
| 4/11/81 | College Station, Texas | W | 19-6 |
| 4/9/82 | Fayetteville, Ark. | W | 6-5 |
| 4/10/82 | Fayetteville, Ark. | L | 5-2 |
| 4/10/82 | Fayetteville, Ark. | W | 16-9 |
| 4/1/83 | College Station, Texas | W | 10-8 |
| 4/2/83 | College Station, Texas | W | 3-0 |
| 4/6/84 | Fayetteville, Ark. | L | 10-8 |
| 4/7/84 | Fayetteville, Ark. | W | 1-0 |
| 4/7/84 | Fayetteville, Ark. | W | 4-0 |
| 3/29/85 | College Station, Texas | L | 6-2 |
| 3/31/85 | College Station, Texas | W | 6-4 |
| 3/31/85 | College Station, Texas | W | 15-4 |
| 3/28/86 | Fayetteville, Ark. | L | 6-0 |
| 3/29/86 | Fayetteville, Ark. | W | 10-0 |
| 3/29/86 | Fayetteville, Ark. | L | 5-2 |

| | | | |
|---------|-------------------------|---|-----------|
| 5/16/86 | College Station, Texas! | L | 4-0 |
| 3/20/87 | College Station, Texas | W | 17-10 |
| 3/21/87 | College Station, Texas | W | 8-2 |
| 3/21/87 | College Station, Texas | W | 7-3 |
| 5/15/87 | Austin, Texas! | W | 4-3 |
| 3/25/88 | Fayetteville, Ark. | W | 5-0 |
| 3/26/88 | Fayetteville, Ark. | L | 6-1 |
| 3/26/88 | Fayetteville, Ark. | L | 8-6 |
| 5/19/88 | Fayetteville, Ark.! | L | 4-3 |
| 5/5/89 | College Station, Texas | W | 11-9 (16) |
| 5/6/89 | College Station, Texas | L | 3-2 |
| 5/7/89 | College Station, Texas | L | 9-0 |
| 5/5/90 | Fayetteville, Ark. | L | 4-3 |
| 5/5/90 | Fayetteville, Ark. | W | 6-2 |
| 5/6/90 | Fayetteville, Ark. | W | 13-4 |
| 3/22/91 | College Station, Texas | L | 9-3 |
| 3/23/91 | College Station, Texas | L | 2-0 |
| 3/23/91 | College Station, Texas | W | 7-4 |
| 2/27/04 | College Station, Texas | L | 7-5 |
| 2/28/04 | College Station, Texas | W | 6-4 |
| 2/29/04 | College Station, Texas | L | 9-7 |
| 3/1/08 | College Station, Texas | L | 15-7 |
| 4/19/13 | Fayetteville, Ark. | L | 5-3 |
| 4/20/13 | Fayetteville, Ark. | W | 12-2 |
| 4/21/13 | Fayetteville, Ark. | W | 2-1 |
| 5/9/14 | Fayetteville, Ark. | W | 3-2 |
| 5/10/14 | Fayetteville, Ark. | W | 7-3 |
| 5/11/14 | Fayetteville, Ark. | L | 6-5 (10) |
| 5/20/14 | Hoover, Ala.! | W | 4-0 |
| 4/18/15 | College Station, Texas | L | 13-6 |
| 4/18/15 | College Station, Texas | W | 9-8 |
| 4/19/15 | College Station, Texas | W | 8-2 |
| 4/30/16 | Fayetteville, Ark. | W | 9-5 |
| 4/30/16 | Fayetteville, Ark. | L | 11-8 |
| 5/1/16 | Fayetteville, Ark. | L | 6-2 |
| 5/18/17 | College Station, Texas | W | 6-4 (10) |
| 5/19/17 | College Station, Texas | L | 5-2 |
| 5/20/17 | College Station, Texas | W | 8-0 |

TEXAS-ARLINGTON
Overall Series Record: 7-1
Record in Arlington, Texas: 4-1
Record at Neutral Sites: 3-0

| DATE | SITE | W/L | SCORE |
|---------|------------------|-----|----------|
| 2/16/97 | Arlington, Texas | W | 11-1 |
| 2/19/00 | Arlington, Texas | L | 8-5 |
| 2/17/02 | Arlington, Texas | W | 7-1 |
| 2/13/05 | Arlington, Texas | W | 2-1 |
| 2/13/05 | Arlington, Texas | W | 4-1 (12) |
| 3/1/06 | Honolulu, Hawaii | W | 12-4 |
| 3/3/06 | Honolulu, Hawaii | W | 5-3 |
| 3/4/06 | Honolulu, Hawaii | W | 7-1 |

TEXAS LUTHERAN
Overall Series Record: 1-2
Record in Seguin, Texas: 1-1
Record at Neutral Sites: 0-1

| DATE | SITE | W/L | SCORE |
|---------|--------------------|-----|-------|
| 3/27/67 | San Antonio, Texas | L | 2-1 |
| 3/25/70 | Seguin, Texas | L | 11-5 |
| 3/31/71 | Seguin, Texas | W | 6-1 |

TEXAS-PAN AMERICAN
Overall Series Record: 5-15
Record in Fayetteville, Ark.: 1-0
Record in Edinburg, Texas: 4-11
Record at Neutral Sites: 0-4

| DATE | SITE | W/L | SCORE |
|---------|--------------------|-----|-------|
| 3/28/67 | San Antonio, Texas | L | 4-0 |
| 3/29/67 | San Antonio, Texas | L | 10-4 |
| 3/29/67 | San Antonio, Texas | L | 2-1 |
| 3/28/68 | Edinburg, Texas | L | 7-2 |
| 3/29/68 | Edinburg, Texas | L | 10-5 |
| 3/23/70 | Edinburg, Texas | L | 8-6 |
| 3/28/70 | Edinburg, Texas | W | 4-3 |
| 4/1/71 | Edinburg, Texas | L | 10-0 |
| 4/1/71 | Edinburg, Texas | L | 5-0 |
| 5/28/73 | Arlington, Texas+ | L | 4-2 |
| 2/15/80 | Edinburg, Texas | W | 9-3 |
| 2/15/80 | Edinburg, Texas | L | 2-0 |
| 2/16/80 | Edinburg, Texas | L | 3-1 |
| 2/16/80 | Edinburg, Texas | L | 5-0 |
| 2/17/80 | Edinburg, Texas | W | 4-2 |
| 2/17/80 | Edinburg, Texas | L | 3-2 |
| 3/6/04 | Edinburg, Texas | L | 4-1 |
| 3/7/04 | Edinburg, Texas | L | 11-4 |
| 5/11/04 | Fayetteville, Ark. | W | 13-2 |
| 2/19/06 | Edinburg, Texas | W | 13-2 |

SERIES HISTORY

TEXAS-SAN ANTONIO

Overall Series Record: 10-3
Record in Fayetteville, Ark.: 4-1
Record in San Antonio, Texas: 6-2

| DATE | SITE | W/L | SCORE |
|---------|--------------------|-----|-------|
| 2/10/96 | San Antonio, Texas | W | 9-6 |
| 2/10/96 | San Antonio, Texas | W | 10-7 |
| 2/11/96 | San Antonio, Texas | W | 18-1 |
| 2/22/97 | Fayetteville, Ark. | W | 8-4 |
| 2/22/97 | Fayetteville, Ark. | W | 13-5 |
| 2/23/97 | Fayetteville, Ark. | L | 7-2 |
| 2/14/98 | San Antonio, Texas | W | 4-1 |
| 2/15/98 | San Antonio, Texas | W | 10-5 |
| 2/19/99 | Fayetteville, Ark. | W | 12-2 |
| 2/21/99 | Fayetteville, Ark. | W | 5-3 |
| 2/9/01 | San Antonio, Texas | L | 7-6 |
| 2/10/01 | San Antonio, Texas | L | 4-2 |
| 2/11/01 | San Antonio, Texas | W | 4-1 |

TEXAS STATE

Overall Series Record: 1-0
Record in Fayetteville, Ark.: 1-0

| DATE | SITE | W/L | SCORE |
|--------|--------------------|-----|-------|
| 4/6/11 | Fayetteville, Ark. | W | 6-5 |

TEXAS TECH

Overall Series Record: 44-14
Record in Fayetteville, Ark.: 21-6
Record in Lubbock, Texas: 20-7
Record at Neutral Sites: 3-1

| DATE | SITE | W/L | SCORE |
|---------|-------------------------|-----|----------|
| 4/19/74 | Fayetteville, Ark. | W | 9-3 |
| 4/20/74 | Fayetteville, Ark. | W | 15-6 |
| 4/20/74 | Fayetteville, Ark. | W | 7-6 |
| 4/18/75 | Lubbock, Texas | W | 6-4 |
| 4/19/75 | Lubbock, Texas | L | 14-5 |
| 4/19/75 | Lubbock, Texas | L | 13-11 |
| 3/19/76 | Fayetteville, Ark. | W | 5-4 |
| 3/20/76 | Fayetteville, Ark. | W | 4-3 |
| 3/20/76 | Fayetteville, Ark. | W | 10-2 |
| 3/18/77 | Lubbock, Texas | W | 13-10 |
| 3/19/77 | Lubbock, Texas | L | 7-4 |
| 3/19/77 | Lubbock, Texas | W | 14-7 |
| 4/7/78 | Fayetteville, Ark. | W | 6-1 |
| 4/8/78 | Fayetteville, Ark. | W | 13-2 |
| 4/8/78 | Fayetteville, Ark. | W | 2-1 |
| 4/6/79 | Lubbock, Texas | L | 9-8 |
| 4/7/79 | Lubbock, Texas | W | 6-2 |
| 4/7/79 | Lubbock, Texas | W | 12-9 |
| 3/7/80 | Fayetteville, Ark. | W | 2-1 |
| 3/8/80 | Fayetteville, Ark. | L | 5-3 |
| 3/8/80 | Fayetteville, Ark. | W | 9-2 |
| 5/9/80 | College Station, Texas! | W | 6-5 |
| 4/24/81 | Lubbock, Texas | W | 13-4 |
| 4/25/81 | Lubbock, Texas | W | 8-5 |
| 4/25/81 | Lubbock, Texas | L | 7-5 |
| 4/23/82 | Fayetteville, Ark. | W | 7-6 |
| 4/24/82 | Fayetteville, Ark. | L | 4-3 |
| 4/24/82 | Fayetteville, Ark. | L | 11-8 |
| 4/16/83 | Lubbock, Texas | W | 7-1 |
| 4/16/83 | Lubbock, Texas | W | 8-7 |
| 4/17/83 | Lubbock, Texas | L | 9-10 |
| 4/20/84 | Fayetteville, Ark. | L | 8-6 |
| 4/21/84 | Fayetteville, Ark. | L | 9-8 |
| 4/21/84 | Fayetteville, Ark. | W | 9-7 |
| 4/12/85 | Lubbock, Texas | W | 14-4 |
| 4/13/85 | Lubbock, Texas | W | 14-11 |
| 4/13/85 | Lubbock, Texas | W | 22-5 |
| 4/11/86 | Fayetteville, Ark. | W | 20-3 |
| 4/12/86 | Fayetteville, Ark. | W | 9-4 |
| 4/12/86 | Fayetteville, Ark. | W | 8-3 |
| 4/3/87 | Lubbock, Texas | W | 2-0 |
| 4/4/87 | Lubbock, Texas | W | 8-6 |
| 4/4/87 | Lubbock, Texas | W | 9-0 |
| 4/8/88 | Fayetteville, Ark. | W | 7-6 (10) |
| 4/9/88 | Fayetteville, Ark. | L | 11-8 |
| 4/9/88 | Fayetteville, Ark. | W | 5-4 |
| 3/31/89 | Lubbock, Texas | W | 12-0 |
| 4/1/89 | Lubbock, Texas | W | 3-2 |
| 4/1/89 | Lubbock, Texas | W | 6-5 |
| 3/30/90 | Fayetteville, Ark. | W | 6-5 |
| 3/31/90 | Fayetteville, Ark. | W | 7-6 |
| 3/31/90 | Fayetteville, Ark. | W | 12-4 |
| 4/5/91 | Lubbock, Texas | L | 4-1 |
| 4/6/91 | Lubbock, Texas | W | 18-10 |
| 4/6/91 | Lubbock, Texas | W | 6-2 |
| 5/28/95 | Wichita, Kan.+ | L | 14-10 |
| 3/2/12 | Houston, Texas | W | 3-1 |
| 2/28/16 | Houston, Texas | W | 10-6 |

TEXAS WESLEYAN

Overall Series Record: 6-1
Record in Fayetteville, Ark.: 6-1

| DATE | SITE | W/L | SCORE |
|---------|--------------------|-----|-------|
| 2/18/83 | Fayetteville, Ark. | W | 8-7 |
| 2/19/83 | Fayetteville, Ark. | L | 2-0 |
| 2/19/83 | Fayetteville, Ark. | W | 11-5 |
| 2/17/84 | Fayetteville, Ark. | W | 6-2 |
| 2/18/84 | Fayetteville, Ark. | W | 9-8 |
| 2/18/84 | Fayetteville, Ark. | W | 13-5 |
| 3/23/88 | Fayetteville, Ark. | W | 13-5 |

TRINITY

Overall Series Record: 2-2
Record in San Antonio, Texas: 2-1
Record at Neutral Sites: 0-1

| DATE | SITE | W/L | SCORE |
|---------|--------------------|-----|-------|
| 4/1/67 | San Antonio, Texas | W | 11-9 |
| 3/30/68 | San Antonio, Texas | L | 19-7 |
| 3/29/71 | San Antonio, Texas | W | 3-2 |
| 5/27/73 | Arlington, Texas+ | L | 6-0 |

TROY

Overall Series Record: 5-1
Record in Fayetteville, Ark.: 3-0
Record in Troy, Ala.: 2-1

| DATE | SITE | W/L | SCORE |
|---------|--------------------|-----|-------|
| 2/9/07 | Troy, Ala. | W | 13-1 |
| 2/10/07 | Troy, Ala. | L | 13-8 |
| 2/11/07 | Troy, Ala. | W | 16-2 |
| 2/26/10 | Fayetteville, Ark. | W | 10-1 |
| 2/27/10 | Fayetteville, Ark. | W | 10-8 |
| 2/28/10 | Fayetteville, Ark. | W | 7-6 |

TRUMAN STATE

Overall Series Record: 2-0
Record in Fayetteville, Ark.: 1-0
Record at Neutral Sites: 1-0

| DATE | SITE | W/L | SCORE |
|--------|--------------------|-----|-------|
| 1970 | San Antonio, Texas | W | 10-5 |
| 3/4/85 | Fayetteville, Ark. | W | 18-8 |

TULANE

Overall Series Record: 2-1
Record in New Orleans, La.: 1-1
Record at Neutral Sites: 1-0

| DATE | SITE | W/L | SCORE |
|---------|------------------|-----|-------|
| 2/24/86 | New Orleans, La. | L | 3-0 |
| 2/27/98 | New Orleans, La. | W | 9-0 |
| 3/8/14 | Berkeley, Calif. | W | 4-0 |

TULSA

Overall Series Record: 20-21
Record in Fayetteville, Ark.: 13-7
Record in Tulsa, Okla.: 7-14

| DATE | SITE | W/L | SCORE |
|---------|--------------------|-----|-------|
| 3/28/61 | Tulsa, Okla. | W | 9-6 |
| 3/28/61 | Tulsa, Okla. | L | 8-2 |
| 4/25/61 | Fayetteville, Ark. | W | 12-2 |
| 4/25/61 | Fayetteville, Ark. | W | 12-3 |
| 4/23/63 | Fayetteville, Ark. | W | 3-1 |
| 4/23/63 | Fayetteville, Ark. | W | 9-4 |
| 4/10/64 | Fayetteville, Ark. | W | 9-4 |
| 4/10/64 | Fayetteville, Ark. | L | 6-4 |
| 4/24/64 | Tulsa, Okla. | W | 18-9 |
| 4/24/64 | Tulsa, Okla. | W | 16-5 |
| 4/27/65 | Tulsa, Okla. | L | 5-4 |
| 4/27/65 | Tulsa, Okla. | W | 7-1 |
| 4/19/66 | Tulsa, Okla. | L | 12-6 |
| 4/19/66 | Tulsa, Okla. | L | 14-4 |
| 4/11/70 | Tulsa, Okla. | L | 8-7 |
| 3/3/71 | Tulsa, Okla. | L | 4-3 |
| 3/3/71 | Tulsa, Okla. | L | 18-2 |
| 1972 | Fayetteville, Ark. | L | 15-3 |
| 1972 | Fayetteville, Ark. | L | 4-3 |
| 3/30/72 | Tulsa, Okla. | L | 3-2 |
| 4/1/72 | Tulsa, Okla. | L | 3-0 |
| 4/2/72 | Tulsa, Okla. | L | 5-3 |
| 3/18/73 | Tulsa, Okla. | L | 10-0 |
| 4/24/73 | Fayetteville, Ark. | W | 2-0 |
| 4/24/73 | Fayetteville, Ark. | L | 7-2 |
| 3/15/76 | Fayetteville, Ark. | W | 1-0 |
| 3/15/76 | Fayetteville, Ark. | W | 1-0 |
| 3/15/77 | Tulsa, Okla. | L | 2-1 |
| 3/15/77 | Tulsa, Okla. | L | 6-4 |

| | | | |
|---------|--------------------|---|------|
| 4/19/77 | Fayetteville, Ark. | L | 6-3 |
| 4/19/77 | Fayetteville, Ark. | L | 6-1 |
| 2/25/78 | Fayetteville, Ark. | W | 9-4 |
| 2/25/78 | Fayetteville, Ark. | L | 10-0 |
| 4/25/78 | Tulsa, Okla. | W | 8-6 |
| 5/3/78 | Tulsa, Okla. | L | 3-2 |
| 3/6/79 | Fayetteville, Ark. | W | 4-1 |
| 3/6/79 | Fayetteville, Ark. | W | 8-1 |
| 2/23/80 | Fayetteville, Ark. | W | 10-0 |
| 2/23/80 | Fayetteville, Ark. | W | 12-0 |
| 4/15/80 | Tulsa, Okla. | W | 8-3 |
| 4/15/80 | Tulsa, Okla. | W | 17-6 |

UCF

Overall Series Record: 0-1
Record at Neutral Sites.: 0-1

| DATE | SITE | W/L | SCORE |
|---------|--------------|-----|-------|
| 2/20/15 | Mobile, Ala. | L | 9-5 |

UCLA

Overall Series Record: 0-2
Record in Fayetteville, Ark.: 0-2

| DATE | SITE | W/L | SCORE |
|--------|--------------------|-----|-------|
| 4/6/99 | Fayetteville, Ark. | L | 6-3 |
| 4/7/99 | Fayetteville, Ark. | L | 5-4 |

ULM

Overall Series Record: 10-7
Record in Fayetteville, Ark.: 4-1
Record in North Little Rock, Ark.: 1-0
Record in Monroe, La.: 5-5
Record at Neutral Sites: 0-1

| DATE | SITE | W/L | SCORE |
|---------|-------------------------|-----|-----------|
| 1960 | Monroe, La. | W | 11-8 |
| 4/20/62 | Monroe, La. | L | 3-2 |
| 4/21/62 | Monroe, La. | W | 5-4 |
| 4/23/62 | Monroe, La. | W | 10-7 |
| 4/23/62 | Monroe, La. | W | 6-1 |
| 4/1/64 | Monroe, La. | L | 1-0 |
| 4/2/64 | Monroe, La. | L | 7-5 |
| 4/20/65 | Monroe, La. | L | 11-10 |
| 4/20/65 | Monroe, La. | L | 2-1 |
| 2/9/97 | Fayetteville, Ark. | W | 10-6 |
| 2/13/99 | Lafayette, La. | L | 8-6 |
| 3/17/99 | Monroe, La. | W | 10-8 |
| 4/14/09 | Fayetteville, Ark. | L | 3-2 |
| 4/15/09 | Fayetteville, Ark. | W | 10-9 (10) |
| 4/12/16 | North Little Rock, Ark. | W | 3-1 |
| 3/7/17 | Fayetteville, Ark. | W | 12-3 |
| 3/8/17 | Fayetteville, Ark. | W | 11-2 |

UNION

Overall Series Record: 1-3
Record in Fayetteville, Ark.: 1-1
Record in Jackson, Tenn.: 0-2

| DATE | SITE | W/L | SCORE |
|---------|--------------------|-----|-------|
| 5/15/71 | Fayetteville, Ark. | W | 5-2 |
| 5/15/71 | Fayetteville, Ark. | L | 6-2 |
| 4/22/72 | Jackson, Tenn. | L | 4-2 |
| 4/22/72 | Jackson, Tenn. | L | 6-2 |

UNLV

Overall Series Record: 1-4
Record in Fayetteville, Ark.: 1-1
Record in Las Vegas, Nev.: 0-3

| DATE | SITE | W/L | SCORE |
|---------|--------------------|-----|----------|
| 3/19/94 | Las Vegas, Nev. | L | 9-3 |
| 3/20/94 | Las Vegas, Nev. | L | 7-4 (11) |
| 3/21/94 | Las Vegas, Nev. | L | 8-7 |
| 4/8/14 | Fayetteville, Ark. | L | 10-7 |
| 4/9/14 | Fayetteville, Ark. | W | 9-2 |

UPPER IOWA

Overall Series Record: 2-1
Record in Fayetteville, Ark.: 2-1

| DATE | SITE | W/L | SCORE |
|--------|--------------------|-----|-------|
| 4/5/69 | Fayetteville, Ark. | L | 12-5 |
| 4/5/69 | Fayetteville, Ark. | W | 7-4 |
| 4/5/69 | Fayetteville, Ark. | W | 4-1 |

SERIES HISTORY

UTAH

Overall Series Record: 3-0
Record in Fayetteville, Ark.: 3-0

| DATE | SITE | W/L | SCORE |
|---------|--------------------|-----|-------|
| 2/25/11 | Fayetteville, Ark. | W | 3-2 |
| 2/26/11 | Fayetteville, Ark. | W | 5-4 |
| 2/27/11 | Fayetteville, Ark. | W | 10-1 |

UT MARTIN

Overall Series Record: 1-0
Record in Fayetteville, Ark.: 1-0

| DATE | SITE | W/L | SCORE |
|---------|--------------------|-----|-------|
| 5/17/11 | Fayetteville, Ark. | W | 6-2 |

VALPARAISO

Overall Series Record: 3-1
Record in Fayetteville, Ark.: 3-1

| DATE | SITE | W/L | SCORE |
|---------|--------------------|-----|-----------|
| 3/3/09 | Fayetteville, Ark. | W | 7-3 |
| 2/24/12 | Fayetteville, Ark. | W | 7-3 |
| 2/25/12 | Fayetteville, Ark. | W | 4-3 |
| 2/26/12 | Fayetteville, Ark. | L | 9-10 (10) |

VANDERBILT

Overall Series Record: 31-27
Record in Fayetteville, Ark.: 18-11
Record in Nashville, Tenn.: 13-11
Record at Neutral Sites: 0-5

| DATE | SITE | W/L | SCORE |
|---------|--------------------|-----|------------|
| 5/8/70 | Covington, Tenn. | L | 9-6 |
| 4/1/94 | Nashville, Tenn. | W | 6-0 |
| 4/2/94 | Nashville, Tenn. | W | 12-7 |
| 4/3/94 | Nashville, Tenn. | W | 7-5 |
| 3/31/95 | Fayetteville, Ark. | W | 10-7 |
| 4/1/95 | Fayetteville, Ark. | W | 15-5 |
| 4/2/95 | Fayetteville, Ark. | L | 7-6 (10) |
| 3/15/96 | Fayetteville, Ark. | L | 5-2 |
| 3/16/96 | Fayetteville, Ark. | W | 6-3 |
| 3/17/96 | Fayetteville, Ark. | W | 16-11 |
| 3/14/97 | Nashville, Tenn. | W | 13-4 |
| 3/15/97 | Nashville, Tenn. | L | 13-10 (12) |
| 3/16/97 | Nashville, Tenn. | W | 18-5 |
| 3/13/98 | Fayetteville, Ark. | W | 5-3 |
| 3/14/98 | Fayetteville, Ark. | W | 10-4 |
| 3/15/98 | Fayetteville, Ark. | L | 9-4 |
| 4/16/99 | Nashville, Tenn. | L | 6-5 |
| 4/17/99 | Nashville, Tenn. | W | 5-2 |
| 4/18/99 | Nashville, Tenn. | W | 10-7 |
| 3/30/02 | Nashville, Tenn. | L | 4-3 |
| 4/11/03 | Fayetteville, Ark. | L | 6-4 |
| 4/12/03 | Fayetteville, Ark. | W | 17-7 |
| 4/13/03 | Fayetteville, Ark. | W | 8-5 |
| 4/16/04 | Nashville, Tenn. | W | 6-3 |
| 4/17/04 | Nashville, Tenn. | W | 9-4 |
| 4/18/04 | Nashville, Tenn. | L | 14-8 |
| 4/8/05 | Fayetteville, Ark. | W | 6-5 |
| 4/9/05 | Fayetteville, Ark. | W | 5-4 (10) |
| 4/10/05 | Fayetteville, Ark. | W | 3-0 |
| 4/7/06 | Nashville, Tenn. | L | 7-1 |
| 4/8/06 | Nashville, Tenn. | W | 5-3 |
| 4/9/06 | Nashville, Tenn. | W | 4-3 |
| 3/23/07 | Fayetteville, Ark. | W | 8-7 (10) |
| 3/24/07 | Fayetteville, Ark. | L | 6-3 |
| 3/25/07 | Fayetteville, Ark. | W | 8-3 |
| 5/27/07 | Hoover, Ala.! | L | 7-4 |
| 3/29/08 | Nashville, Tenn. | L | 6-5 (12) |
| 3/30/08 | Nashville, Tenn. | L | 6-2 |
| 4/10/09 | Fayetteville, Ark. | L | 9-0 |
| 4/11/09 | Fayetteville, Ark. | L | 13-6 |
| 5/23/09 | Hoover, Ala.! | L | 11-1 (7) |
| 5/20/10 | Nashville, Tenn. | L | 4-3 |
| 5/21/10 | Nashville, Tenn. | W | 4-3 |
| 5/22/10 | Nashville, Tenn. | W | 7-5 |
| 5/26/10 | Hoover, Ala.! | L | 2-0 |
| 3/25/11 | Fayetteville, Ark. | W | 2-1 |
| 3/26/11 | Fayetteville, Ark. | L | 4-1 |
| 3/27/11 | Fayetteville, Ark. | L | 2-1 |
| 5/28/11 | Hoover, Ala.! | L | 3-2 |
| 4/18/14 | Fayetteville, Ark. | W | 6-2 |
| 4/19/14 | Fayetteville, Ark. | L | 2-1 |
| 4/20/14 | Fayetteville, Ark. | W | 3-1 |
| 3/14/15 | Nashville, Tenn. | L | 8-7 (12) |
| 3/14/15 | Nashville, Tenn. | L | 9-1 |
| 3/15/15 | Nashville, Tenn. | L | 1-0 |
| 5/12/17 | Fayetteville, Ark. | W | 4-3 |
| 5/13/17 | Fayetteville, Ark. | L | 6-2 |
| 5/14/17 | Fayetteville, Ark. | W | 7-1 |

VILLANOVA

Overall Series Record: 3-0
Record in Fayetteville, Ark.: 3-0

| DATE | SITE | W/L | SCORE |
|---------|--------------------|-----|-------|
| 2/17/12 | Fayetteville, Ark. | W | 11-5 |
| 2/18/12 | Fayetteville, Ark. | W | 13-1 |
| 2/19/12 | Fayetteville, Ark. | W | 17-1 |

VIRGINIA

Overall Series Record: 1-3
Record in Charlottesville, Va.: 0-2
Record at Neutral Sites: 1-1

| DATE | SITE | W/L | SCORE |
|---------|-----------------------|-----|----------|
| 6/17/09 | Omaha, Neb.+ | W | 4-3 (12) |
| 5/31/14 | Charlottesville, Va.+ | L | 3-0 |
| 6/1/14 | Charlottesville, Va.+ | L | 9-2 |
| 6/13/15 | Omaha, Neb.+ | L | 5-3 |

WASHINGTON

Overall Series Record: 0-1
Record at Neutral Sites: 0-1

| DATE | SITE | W/L | SCORE |
|---------|------------------|-----|-------|
| 2/28/06 | Honolulu, Hawaii | L | 5-2 |

WASHINGTON STATE

Overall Series Record: 7-3
Record in Fayetteville, Ark.: 5-2
Record at Neutral Sites: 2-1

| DATE | SITE | W/L | SCORE |
|---------|---------------------|-----|----------|
| 3/15/87 | Fayetteville, Ark. | L | 11-5 |
| 3/13/92 | Seattle, Wash. | L | 8-4 |
| 2/18/00 | Arlington, Texas | W | 1-0 |
| 2/20/09 | Fayetteville, Ark. | W | 4-2 |
| 2/20/09 | Fayetteville, Ark. | W | 7-5 (10) |
| 2/22/09 | Fayetteville, Ark. | W | 4-3 |
| 5/29/09 | Norman, Okla.+ | W | 10-3 |
| 6/5/10 | Fayetteville, Ark.+ | W | 6-4 |
| 6/6/10 | Fayetteville, Ark.+ | L | 10-7 |
| 6/7/10 | Fayetteville, Ark.+ | W | 7-2 |

WESTERN ILLINOIS

Overall Series Record: 9-1
Record in Fayetteville, Ark.: 9-1

| DATE | SITE | W/L | SCORE |
|---------|--------------------|-----|----------|
| 3/17/86 | Fayetteville, Ark. | W | 12-5 |
| 3/18/86 | Fayetteville, Ark. | W | 7-2 |
| 5/19/08 | Fayetteville, Ark. | W | 12-6 |
| 2/27/09 | Fayetteville, Ark. | W | 8-7 (10) |
| 2/15/13 | Fayetteville, Ark. | W | 9-1 |
| 2/16/13 | Fayetteville, Ark. | W | 7-2 |
| 2/17/13 | Fayetteville, Ark. | L | 7-5 |
| 3/11/16 | Fayetteville, Ark. | W | 3-2 |
| 3/12/16 | Fayetteville, Ark. | W | 9-3 |
| 3/13/16 | Fayetteville, Ark. | W | 3-0 |

WESTERN KENTUCKY

Overall Series Record: 2-0
Record in Fayetteville, Ark.: 2-0

| DATE | SITE | W/L | SCORE |
|---------|--------------------|-----|-------|
| 3/14/87 | Fayetteville, Ark. | W | 8-3 |
| 3/15/87 | Fayetteville, Ark. | W | 5-2 |

WESTERN MICHIGAN

Overall Series Record: 7-2
Record in Fayetteville, Ark.: 2-0
Record at Neutral Sites: 5-2

| DATE | SITE | W/L | SCORE |
|---------|--------------------|-----|-------|
| 2/28/81 | Lakeland, Fla. | W | 25-5 |
| 3/7/81 | Lakeland, Fla. | W | 15-11 |
| 2/26/84 | Lakeland, Fla. | L | 15-10 |
| 3/1/84 | Lakeland, Fla. | W | 13-8 |
| 3/2/84 | Lakeland, Fla. | W | 9-4 |
| 3/2/89 | Lakeland, Fla. | L | 6-2 |
| 3/4/89 | Lakeland, Fla. | W | 15-0 |
| 3/4/03 | Fayetteville, Ark. | W | 6-2 |
| 3/5/03 | Fayetteville, Ark. | W | 4-3 |

WEST TEXAS STATE

Overall Series Record: 0-2
Record at Neutral Sites: 0-2

| DATE | SITE | W/L | SCORE |
|---------|--------------|-----|-------|
| 3/28/72 | Tulsa, Okla. | L | 5-4 |
| 4/1/72 | Tulsa, Okla. | L | 4-3 |

WEST VIRGINIA

Overall Series Record: 1-0
Record at Neutral Sites: 1-0

| DATE | SITE | W/L | SCORE |
|---------|-------------------|-----|-------|
| 5/22/87 | Huntsville, Ala.+ | W | 7-2 |

WICHITA STATE

Overall Series Record: 21-22
Record in Fayetteville, Ark.: 13-2
Record in Wichita, Kan.: 7-17
Record at Neutral Sites: 1-3

| DATE | SITE | W/L | SCORE |
|---------|---------------------|-----|----------|
| 1960 | Fayetteville, Ark. | W | 7-6 |
| 1960 | Fayetteville, Ark. | W | 9-5 |
| 4/17/61 | Wichita, Kan. | L | 7-2 |
| 4/18/61 | Wichita, Kan. | L | 5-4 |
| 4/7/65 | Wichita, Kan. | W | 3-0 |
| 4/7/65 | Wichita, Kan. | L | 2-0 |
| 5/9/67 | Wichita, Kan. | L | 6-3 |
| 1979 | Wichita, Kan. | L | 7-6 |
| 1979 | Wichita, Kan. | L | 5-4 |
| 5/4/80 | Wichita, Kan. | L | 6-2 |
| 5/4/80 | Wichita, Kan. | L | 14-0 |
| 5/27/83 | Stillwater, Okla.+ | L | 6-3 |
| 3/8/86 | Fayetteville, Ark. | W | 6-5 (10) |
| 5/11/86 | Wichita, Kan. | W | 12-3 |
| 2/19/89 | Fayetteville, Ark. | W | 5-1 |
| 6/2/89 | Omaha, Neb.+ | L | 3-1 |
| 6/6/89 | Omaha, Neb.+ | L | 8-4 |
| 5/12/90 | Wichita, Kan. | W | 6-4 |
| 5/13/90 | Wichita, Kan. | L | 3-0 |
| 5/26/90 | Wichita, Kan.+ | L | 7-6 |
| 5/11/91 | Fayetteville, Ark. | W | 10-1 |
| 5/12/91 | Fayetteville, Ark. | W | 6-5 |
| 4/7/92 | Wichita, Kan. | W | 5-4 |
| 4/8/92 | Wichita, Kan. | L | 22-4 |
| 3/30/93 | Fayetteville, Ark. | W | 4-3 |
| 4/5/93 | Wichita, Kan. | L | 9-1 |
| 4/5/95 | Wichita, Kan. | L | 5-1 |
| 3/13/96 | Fayetteville, Ark. | W | 5-0 |
| 4/29/97 | Wichita, Kan. | L | 9-7 (10) |
| 4/28/98 | Fayetteville, Ark. | W | 16-5 |
| 5/22/98 | Wichita, Kan.+ | W | 3-2 (11) |
| 4/27/99 | Wichita, Kan. | L | 5-4 (14) |
| 4/25/00 | Wichita, Kan. | W | 15-14 |
| 3/13/01 | Wichita, Kan. | L | 5-0 |
| 4/23/02 | Fayetteville, Ark. | L | 3-2 |
| 4/22/03 | Wichita, Kan. | L | 6-5 (10) |
| 3/30/04 | Fayetteville, Ark. | W | 10-4 |
| 6/5/04 | Fayetteville, Ark.+ | L | 4-1 |
| 6/6/04 | Fayetteville, Ark.+ | W | 11-9 |
| 6/6/04 | Fayetteville, Ark.+ | W | 4-3 |
| 3/28/06 | Wichita, Kan. | W | 4-3 (11) |
| 4/25/07 | Fayetteville, Ark. | W | 10-2 |
| 6/1/13 | Manhattan, Kan.+ | W | 3-1 |

WILLIAM CAREY

Overall Series Record: 0-1
Record in Hattiesburg, Miss.: 0-1

| DATE | SITE | W/L | SCORE |
|------|--------------------|-----|-------|
| 1969 | Hattiesburg, Miss. | L | 1-0 |

WILLIAM JEWELL

Overall Series Record: 10-3
Record in Fayetteville, Ark.: 10-3

| DATE | SITE | W/L | SCORE |
|---------|--------------------|-----|-------|
| 4/8/67 | Fayetteville, Ark. | W | 8-5 |
| 4/8/67 | Fayetteville, Ark. | L | 8-2 |
| 4/30/69 | Fayetteville, Ark. | W | 12-1 |
| 4/30/69 | Fayetteville, Ark. | L | 4-0 |
| 4/8/70 | Fayetteville, Ark. | W | 7-2 |
| 4/8/70 | Fayetteville, Ark. | L | 3-2 |
| 3/10/72 | Fayetteville, Ark. | W | 12-4 |
| 3/11/72 | Fayetteville, Ark. | W | 3-2 |
| 3/14/76 | Fayetteville, Ark. | W | 6-4 |
| 3/10/77 | Fayetteville, Ark. | W | 5-1 |
| 3/10/77 | Fayetteville, Ark. | W | 2-0 |
| 2/23/79 | Fayetteville, Ark. | W | 7-1 |
| 2/23/79 | Fayetteville, Ark. | W | 13-2 |

SERIES HISTORY

WISCONSIN

Overall Series Record: 8-1
Record in Fayetteville, Ark.: 7-1
Record at Neutral Sites: 1-0

| DATE | SITE | W/L | SCORE |
|---------|--------------------|-----|-------|
| 3/25/67 | San Antonio, Texas | W | 5-3 |
| 3/15/80 | Fayetteville, Ark. | W | 9-0 |
| 3/15/80 | Fayetteville, Ark. | W | 3-0 |
| 3/16/80 | Fayetteville, Ark. | W | 9-0 |
| 3/16/80 | Fayetteville, Ark. | W | 9-0 |
| 3/9/90 | Fayetteville, Ark. | W | 8-1 |
| 3/9/90 | Fayetteville, Ark. | L | 6-4 |
| 3/10/90 | Fayetteville, Ark. | W | 9-0 |
| 3/10/90 | Fayetteville, Ark. | W | 16-2 |

WISCONSIN-MILWAUKEE

Overall Series Record: 9-0
Record in Fayetteville, Ark.: 9-0

| DATE | SITE | W/L | SCORE |
|---------|--------------------|-----|----------|
| 2/18/07 | Fayetteville, Ark. | W | 8-3 |
| 2/18/07 | Fayetteville, Ark. | W | 28-2 |
| 2/19/07 | Fayetteville, Ark. | W | 8-1 |
| 3/12/10 | Fayetteville, Ark. | W | 14-6 |
| 3/13/10 | Fayetteville, Ark. | W | 7-0 |
| 3/14/10 | Fayetteville, Ark. | W | 3-2 (10) |
| 3/4/11 | Fayetteville, Ark. | W | 15-6 |
| 3/5/11 | Fayetteville, Ark. | W | 13-9 |
| 3/6/11 | Fayetteville, Ark. | W | 7-3 |

WISCONSIN-OSH KOSH

Overall Series Record: 9-1
Record in Fayetteville, Ark.: 9-1

| DATE | SITE | W/L | SCORE |
|---------|--------------------|-----|-------|
| 3/19/86 | Fayetteville, Ark. | W | 14-3 |
| 3/19/86 | Fayetteville, Ark. | W | 4-3 |
| 3/16/88 | Fayetteville, Ark. | W | 16-3 |
| 3/14/89 | Fayetteville, Ark. | W | 13-4 |
| 3/15/89 | Fayetteville, Ark. | W | 9-4 |
| 3/19/90 | Fayetteville, Ark. | W | 7-5 |
| 3/20/90 | Fayetteville, Ark. | W | 13-2 |
| 3/18/91 | Fayetteville, Ark. | W | 3-0 |
| 3/18/92 | Fayetteville, Ark. | L | 3-2 |
| 3/15/95 | Fayetteville, Ark. | W | 7-4 |

WRIGHT STATE

Overall Series Record: 3-0
Record in Fayetteville, Ark.: 3-0

| DATE | SITE | W/L | SCORE |
|---------|--------------------|-----|-------|
| 2/22/08 | Fayetteville, Ark. | W | 9-4 |
| 2/23/08 | Fayetteville, Ark. | W | 5-4 |
| 2/24/08 | Fayetteville, Ark. | W | 7-3 |

YANKTON

Overall Series Record: 5-0
Record in Fayetteville, Ark.: 5-0

| DATE | SITE | W/L | SCORE |
|--------|--------------------|-----|-------|
| 1968 | Fayetteville, Ark. | W | 4-3 |
| 1968 | Fayetteville, Ark. | W | 7-2 |
| 1968 | Fayetteville, Ark. | W | 4-3 |
| 4/8/69 | Fayetteville, Ark. | W | 5-2 |
| 4/8/69 | Fayetteville, Ark. | W | 6-1 |

! - Conference Tournament Game
+ - NCAA Tournament Game
Records since the 1960 season

ALL-TIME RESULTS

1960 (14-9) Bill Ferrell

| Date | Result | Opponent | Location |
|--------------|--------|-------------------|-------------------|
| W, 7-6 | | Wichita State | Fayetteville |
| W, 9-5 | | Wichita State | Fayetteville |
| 3/28 W, 11-6 | | Kansas | Fayetteville |
| 3/29 W, 18-0 | | Kansas | Fayetteville |
| W, 19-11 | | Emporia State | Fayetteville |
| W, 11-4 | | Emporia State | Fayetteville |
| L, 8-21 | | Missouri | Fayetteville |
| W, 9-8 | | Missouri | Fayetteville |
| W, 10-4 | | Buena Vista | Fayetteville |
| L, 1-3 | | Buena Vista | Fayetteville |
| W, 17-2 | | Colorado | Fayetteville |
| W, 8-2 | | Colorado | Fayetteville |
| 4/14 W, 8-0 | | Baylor | Monroe, La. |
| L, 1-5 | | LSU | Fayetteville |
| W, 4-3 | | Northwestern St. | Natchitoches, La. |
| L, 2-3 | | Mississippi State | Fayetteville |
| W, 11-8 | | Louisiana-Monroe | Monroe, La. |
| L, 6-11 | | Loyola (La.) | New Orleans, La. |
| L, 5-9 | | Loyola (La.) | New Orleans, La. |
| W, 11-5 | | LSU | Baton Rouge, La. |
| L, 5-12 | | Louisiana College | Pineville, La. |
| L, 12-13 | | Centenary | Shreveport, La. |
| L, 2-3 | | Centenary | Shreveport, La. |

1961 (9-8) Bill Ferrell

| Date | Result | Opponent | Location |
|---------------|--------|---------------|----------------------|
| 3/27 L, 6-10 | | Buena Vista | Fayetteville |
| 3/28 W, 9-6 | | Tulsa | Tulsa, Okla. |
| 3/28 L, 2-8 | | Tulsa | Tulsa, Okla. |
| 3/29 W, 2-0 | | Buena Vista | Fayetteville |
| 4/3 W, 7-4 | | TCU | Fort Worth, Texas |
| 4/4 L, 1-7 | | SMU | Dallas, Texas |
| 4/5 W, 11-7 | | SMU | Dallas, Texas |
| 4/6 L, 2-16 | | Baylor | Waco, Texas |
| 4/6 L, 1-5 | | Baylor | Waco, Texas |
| 4/7 W, 9-2 | | Oklahoma City | Oklahoma City, Okla. |
| 4/14 W, 10-2 | | Centenary | Fayetteville |
| 4/17 L, 2-7 | | Wichita State | Wichita, Kan. |
| 4/18 L, 4-5 | | Wichita State | Wichita, Kan. |
| 4/19 L, 2-4 | | Emporia State | Emporia, Kan. |
| 4/20 W, 15-10 | | Emporia State | Chanute, Kan. |
| 4/25 W, 12-2 | | Tulsa | Fayetteville |
| 4/25 W, 12-3 | | Tulsa | Fayetteville |

1962 (13-7) Bill Ferrell

| Date | Result | Opponent | Location |
|--------------|--------|--------------------|-------------------|
| 3/26 L, 4-8 | | Buena Vista | Fayetteville |
| 3/27 L, 7-8 | | Buena Vista | Fayetteville |
| 3/28 W, 5-4 | | Buena Vista | Fayetteville |
| 4/3 L, 7-15 | | Missouri | Columbia, Mo. |
| 4/4 L, 4-10 | | Missouri | Columbia, Mo. |
| 4/7 W, 5-1 | | Pittsburg State | Fayetteville |
| 4/7 W, 11-3 | | Pittsburg State | Fayetteville |
| 4/13 W, 6-2 | | Emporia State | Fayetteville |
| 4/14 W, 12-3 | | Emporia State | Fayetteville |
| 4/19 L, 0-5 | | Baylor | Monroe, La. |
| 4/20 L, 2-3 | | Louisiana-Monroe | Monroe, La. |
| 4/20 W, 13-8 | | Northwestern State | Monroe, La. |
| 4/21 W, 5-4 | | Louisiana-Monroe | Monroe, La. |
| 4/21 W, 8-4 | | Northwestern State | Monroe, La. |
| 4/23 W, 10-7 | | Louisiana-Monroe | Monroe, La. |
| 4/23 W, 6-1 | | Louisiana-Monroe | Monroe, La. |
| 4/25 L, 2-4 | | Northwestern St. | Natchitoches, La. |
| 4/26 W, 2-1 | | Northwestern St. | Natchitoches, La. |
| 4/27 W, 6-2 | | Centenary | Shreveport, La. |
| 4/28 W, 7-2 | | Centenary | Shreveport, La. |

1963 (13-10) Bill Ferrell

| Date | Result | Opponent | Location |
|---------------|--------|-----------------|--------------------|
| 3/25 W, 9-1 | | Buena Vista | Fayetteville |
| 3/25 W, 8-7 | | Buena Vista | Fayetteville |
| 3/26 W, 11-10 | | Buena Vista | Fayetteville |
| 3/30 L, 6-10 | | Missouri | Fayetteville |
| 3/30 W, 6-5 | | Missouri | Fayetteville |
| 4/1 W, 15-7 | | Kansas | Lawrence, Kan. |
| 4/2 L, 1-9 | | Kansas | Lawrence, Kan. |
| 4/3 W, 12-8 | | Emporia State | Emporia, Kan. |
| 4/3 L, 2-18 | | Emporia State | Emporia, Kan. |
| 4/8 L, 6-7 | | Centenary | Fayetteville |
| 4/9 W, 3-2 | | Centenary | Fayetteville |
| 4/12 L, 4-5 | | Southern Miss. | Hattiesburg, Miss. |
| 4/13 L, 0-4 | | Southern Miss. | Hattiesburg, Miss. |
| 4/15 L, 5-10 | | LSU | Baton Rouge, La. |
| 4/16 L, 2-10 | | LSU | Baton Rouge, La. |
| 4/17 W, 7-3 | | Miss. College | Clinton, Miss. |
| 4/18 L, 0-3 | | Miss. College | Clinton, Miss. |
| 4/19 W, 5-2 | | Delta State | Cleveland, Miss. |
| 4/20 L, 2-10 | | Delta State | Cleveland, Miss. |
| 4/23 W, 3-1 | | Tulsa | Fayetteville |
| 4/23 W, 9-4 | | Tulsa | Fayetteville |
| 4/30 W, 9-4 | | Pittsburg State | Pittsburg, Kan. |
| 4/30 W, 2-1 | | Pittsburg State | Pittsburg, Kan. |

1964 (8-10) Bill Ferrell

| Date | Result | Opponent | Location |
|---------------|--------|----------------------|-------------------|
| 3/23 L, 5-6 | | Buena Vista | Fayetteville |
| 3/24 L, 13-16 | | Buena Vista | Fayetteville |
| 3/27 L, 3-5 | | Memphis | Little Rock, Ark. |
| 3/28 L, 6-13 | | Memphis | Little Rock, Ark. |
| 3/30 L, 0-6 | | Memphis | Memphis, Tenn. |
| 3/31 W, 4-0 | | Memphis | Memphis, Tenn. |
| 4/1 L, 0-1 | | Louisiana-Monroe | Monroe, La. |
| 4/2 L, 5-7 | | Louisiana-Monroe | Monroe, La. |
| 4/3 W, 8-4 | | Centenary | Shreveport, La. |
| 4/4 L, 7-8 | | Centenary | Shreveport, La. |
| 4/10 W, 9-4 | | Tulsa | Fayetteville |
| 4/10 L, 4-6 | | Tulsa | Fayetteville |
| 4/13 W, 8-3 | | Emporia State | Fayetteville |
| 4/13 L, 6-10 | | Emporia State | Fayetteville |
| 4/24 W, 18-9 | | Tulsa | Tulsa, Okla. |
| 4/24 W, 16-5 | | Tulsa | Tulsa, Okla. |
| 4/29 W, 7-5 | | Central Missouri St. | Fayetteville |
| 4/29 W, 10-9 | | Central Missouri St. | Fayetteville |

1965 (3-14) Bill Ferrell

| Date | Result | Opponent | Location |
|---------------|--------|------------------|--------------------|
| 4/6 L, 4-8 | | Emporia State | Emporia, Kan. |
| 4/7 W, 3-0 | | Wichita State | Wichita, Kan. |
| 4/7 L, 0-2 | | Wichita State | Wichita, Kan. |
| 4/10 L, 7-10 | | Centenary | Fayetteville |
| 4/10 L, 4-8 | | Centenary | Fayetteville |
| 4/13 L, 7-9 | | Omaha | Fayetteville |
| 4/13 L, 3-6 | | Omaha | Fayetteville |
| 4/16 L, 1-4 | | Southern Miss | Hattiesburg, Miss. |
| 4/17 L, 9-15 | | Southern Miss | Hattiesburg, Miss. |
| 4/20 L, 10-11 | | Louisiana-Monroe | Monroe, La. |
| 4/20 L, 1-2 | | Louisiana-Monroe | Monroe, La. |
| 4/21 L, 1-5 | | Delta State | Cleveland, Miss. |
| 4/22 L, 7-12 | | Delta State | Cleveland, Miss. |
| 4/23 L, 4-6 | | Memphis | Fayetteville |
| 4/23 W, 4-2 | | Memphis | Fayetteville |
| 4/27 L, 4-5 | | Tulsa | Tulsa, Okla. |
| 4/27 W, 7-1 | | Tulsa | Tulsa, Okla. |

1966 (4-16) Wayne Robbins

| Date | Result | Opponent | Location |
|--------------|--------|-------------------|--------------------|
| 3/21 L, 7-13 | | Baylor | Waco, Texas |
| 3/22 L, 3-9 | | TCU | Fort Worth, Texas |
| 3/26 W, 7-5 | | SMS | Fayetteville |
| 3/31 L, 0-3 | | Buena Vista | Fayetteville |
| 4/1 W, 16-13 | | Buena Vista | Fayetteville |
| 4/4 L, 3-12 | | Kansas State | Fayetteville |
| 4/4 L, 2-6 | | Kansas State | Fayetteville |
| 4/9 L, 8-9 | | Memphis | Memphis, Tenn. |
| 4/9 L, 1-6 | | Memphis | Memphis, Tenn. |
| 4/11 L, 3-9 | | Mississippi State | Starkville, Miss. |
| 4/12 L, 0-18 | | Mississippi State | Starkville, Miss. |
| 4/13 L, 0-13 | | Southern Miss | Hattiesburg, Miss. |
| 4/14 L, 0-19 | | Southern Miss | Hattiesburg, Miss. |
| 4/16 W, 4-2 | | Centenary | Shreveport, La. |
| 4/16 W, 3-2 | | Centenary | Shreveport, La. |
| 4/19 L, 6-12 | | Tulsa | Tulsa, Okla. |
| 4/19 L, 4-14 | | Tulsa | Tulsa, Okla. |
| 5/5 L, 0-7 | | Southern Illinois | Fayetteville |

1967 (15-14) Wayne Robbins

| Date | Result | Opponent | Location |
|--------------|--------|--------------------|--------------------|
| 3/21 W, 6-1 | | Buena Vista | Fayetteville |
| 3/21 W, 4-3 | | Buena Vista | Fayetteville |
| 3/22 L, 3-6 | | Buena Vista | Fayetteville |
| 3/25 W, 5-3 | | Wisconsin | San Antonio, Texas |
| 3/27 L, 1-2 | | Texas Lutheran | San Antonio, Texas |
| 3/28 L, 3-13 | | Indiana | San Antonio, Texas |
| 3/28 L, 0-4 | | Texas-Pan American | San Antonio, Texas |
| 3/29 L, 4-10 | | Texas-Pan American | San Antonio, Texas |
| 3/29 L, 1-2 | | Texas-Pan American | San Antonio, Texas |
| 3/31 W, 8-6 | | St. Edwards | San Antonio, Texas |
| 4/1 W, 11-9 | | Trinity | San Antonio, Texas |
| 4/4 W, 4-1 | | SMU | Fayetteville |


| | | |
|--------------|------------------|------------------|
| 4/4 W, 8-7 | SMU | Fayetteville |
| 4/8 W, 8-5 | William Jewell | Fayetteville |
| 4/8 L, 2-8 | William Jewell | Fayetteville |
| 4/15 L, 1-8 | Memphis | Memphis, Tenn. |
| 4/15 W, 4-0 | Memphis | Memphis, Tenn. |
| 4/17 W, 12-9 | Delta State | Cleveland, Miss. |
| W, 8-1 | Pittsburg State | Fayetteville |
| W, 6-2 | Pittsburg State | Fayetteville |
| 4/22 L, 5-6 | SMS | Springfield, Mo. |
| 4/22 L, 3-4 | SMS | Springfield, Mo. |
| 4/29 W, 2-1 | Oklahoma Baptist | Fayetteville |
| 4/29 W, 6-0 | Oklahoma Baptist | Fayetteville |
| 5/8 L, 2-13 | Kansas State | Manhattan, Kan. |
| 5/8 L, 2-3 | Kansas State | Manhattan, Kan. |
| 5/9 L, 3-6 | Wichita State | Wichita, Kan. |
| W, 8-5 | Emporia State | Emporia, Kan. |
| L, 4-5 | Emporia State | Emporia, Kan. |

1968 (13-11) Wayne Robbins

| Date | Result | Opponent | Location |
|---------------|--------|--------------------|--------------------|
| 3/23 L, 0-4 | | East Texas Baptist | Marshall, Texas |
| 3/23 L, 1-2 | | East Texas Baptist | Marshall, Texas |
| 3/25 W, 3-2 | | St. Mary's (Texas) | San Antonio |
| 3/26 L, 0-1 | | Air Force | San Antonio |
| 3/27 L, 4-8 | | Missouri | San Antonio |
| 3/28 L, 2-7 | | Texas-Pan Am. | Edinburg, Texas |
| 3/29 L, 5-10 | | Texas-Pan Am. | Edinburg, Texas |
| 3/30 L, 7-19 | | Trinity | San Antonio, Texas |
| 4/5 L, 12-13 | | Morningside | Fayetteville |
| 4/6 W, 29-4 | | Morningside | Fayetteville |
| W, 4-3 | | Yankton | Fayetteville |
| W, 7-2 | | Yankton | Fayetteville |
| 4/9 W, 12-3 | | Oklahoma City | Fayetteville |
| W, 4-13 | | Yankton | Fayetteville |
| 4/12 L, 11-19 | | Mississippi State | Starkville, Miss. |
| 4/15 L, 4-7 | | Memphis | Fayetteville |
| 4/15 W, 13-7 | | Memphis | Fayetteville |
| 4/22 L, 0-12 | | Oklahoma Baptist | Fayetteville |
| 4/22 W, 4-3 | | Oklahoma Baptist | Fayetteville |
| 4/27 W, 8-4 | | Pittsburg State | Pittsburg, Kan. |
| 4/27 W, 3-0 | | Pittsburg State | Pittsburg, Kan. |
| W, 12-9 | | SMS | Springfield, Mo. |
| W, 3-1 | | Evangel | Fayetteville |
| W, 2-1 | | Evangel | Fayetteville |

1969 (18-10) Wayne Robbins


| Date | Result | Opponent | Location |
|---------------|--------|---------------------|--------------------|
| 3/22 W, 13-3 | | Mississippi College | Clinton, Miss. |
| 3/24 L, 0-1 | | Mississippi College | Clinton, Miss. |
| 3/25 L, 2-7 | | Belhaven | Jackson, Miss. |
| 3/26 W, 4-2 | | Belhaven | Jackson, Miss. |
| 3/27 W, 4-2 | | Belhaven | Jackson, Miss. |
| L, 0-1 | | William Carey | Hattiesburg, Miss. |
| 4/1 W, 16-4 | | Buena Vista | Fayetteville |
| 4/1 W, 14-1 | | Buena Vista | Fayetteville |
| 4/5 L, 5-12 | | Upper Iowa | Fayetteville |
| 4/5 W, 7-4 | | Upper Iowa | Fayetteville |
| 4/5 W, 4-1 | | Upper Iowa | Fayetteville |
| 4/8 W, 5-2 | | Yankton | Fayetteville |
| 4/8 W, 6-1 | | Yankton | Fayetteville |
| 4/12 L, 0-6 | | Memphis | Memphis, Tenn. |
| 4/12 W, 10-3 | | Memphis | Memphis, Tenn. |
| 4/18 W, 5-2 | | Okla. Baptist | Shawnee, Okla. |
| 4/19 W, 2-0 | | Oklahoma City | Oklahoma City |
| 4/21 L, 13-14 | | TCU | Fort Worth, Texas |
| 4/22 L, 3-8 | | SMU | Dallas, Texas |
| 4/26 W, 10-6 | | Kansas State | Fayetteville |
| 4/26 L, 4-6 | | Kansas State | Fayetteville |
| 4/30 W, 12-1 | | William Jewell | Fayetteville |
| 4/30 L, 0-4 | | William Jewell | Fayetteville |
| 5/3 W, 3-0 | | Evangel | Springfield, Mo. |
| 5/3 W, 18-0 | | Evangel | Springfield, Mo. |
| 5/6 W, 3-2 | | SMS | Fayetteville |
| 5/6 L, 0-2 | | SMS | Fayetteville |



Bill 'Groundhog' Ferrell coached Arkansas from 1950-65 and compiled a 139-149 record.

1970 (19-13) Norm DeBrynn

| Date | Result | Opponent | Location |
|--------------|--------|--------------------|--------------------|
| W, 8-1 | | St. Mary's (Tx) | San Antonio |
| 3/23 L, 6-8 | | Texas-Pan Am. | Edinburg, Texas |
| L, 7-8 | | St. Edwards | Austin, Texas |
| W, 10-5 | | NE Missouri St. | San Antonio |
| 3/25 L, 5-11 | | Texas Lutheran | Seguin, Texas |
| 3/26 L, 0-1 | | St. Mary's (Texas) | San Antonio |
| 3/28 L, 1-10 | | Minnesota | San Antonio, Texas |
| 3/28 W, 8-7 | | Minnesota | San Antonio, Texas |
| 3/28 W, 4-3 | | Texas-Pan Am. | Edinburg, Texas |
| 4/4 W, 5-0 | | Nebraska-Kearney | Fayetteville |
| 4/4 L, 0-4 | | Nebraska-Kearney | Fayetteville |
| 4/8 W, 7-2 | | William Jewell | Fayetteville |
| 4/8 L, 2-3 | | William Jewell | Fayetteville |
| 4/11 L, 7-8 | | Tulsa | Tulsa, Okla. |
| 4/13 W, 9-6 | | Oklahoma Baptist | Fayetteville |
| 4/13 L, 4-9 | | Oklahoma Baptist | Fayetteville |
| 4/15 W, 5-3 | | Oklahoma State | Fayetteville |
| 4/15 W, 3-1 | | Oklahoma State | Fayetteville |
| 4/18 W, 6-4 | | SMS | Springfield, Mo. |
| 4/21 W, 9-4 | | Oklahoma City | Fayetteville |
| 4/21 W, 9-3 | | Oklahoma City | Fayetteville |
| 4/29 W, 7-0 | | Oral Roberts | Fayetteville |
| 4/29 W, 8-0 | | Oral Roberts | Fayetteville |
| 5/2 W, 7-6 | | Memphis | Memphis, Tenn. |
| 5/2 W, 7-3 | | Memphis | Memphis, Tenn. |
| 5/4 L, 0-6 | | Mississippi State | Starkville, Miss. |
| 5/4 L, 0-1 | | Mississippi State | Starkville, Miss. |
| 5/8 L, 6-9 | | Vanderbilt | Covington, Tenn. |
| 5/11 L, 1-2 | | Oklahoma | Fayetteville |
| 5/11 W, 5-2 | | Oklahoma | Fayetteville |
| 5/12 W, 10-0 | | Evangel | Springfield, Mo. |
| 5/12 W, 6-0 | | Evangel | Springfield, Mo. |



The 1912 Razorback baseball team went 7-8 on the season under head coach Hugo Bezdek.

ALL-TIME RESULTS

1971 (23-18) Norm DeBriyn

| Date | Result | Opponent | Location |
|------|----------|--------------------|--------------------|
| 3/3 | L, 3-4 | Tulsa | Tulsa, Okla. |
| 3/3 | L, 2-18 | Tulsa | Tulsa, Okla. |
| 3/17 | W, 6-2 | Drake | Fayetteville |
| 3/17 | L, 6-7 | Drake | Fayetteville |
| 3/20 | W, 13-3 | Okla. Baptist | Shawnee, Okla. |
| 3/20 | L, 2-4 | Okla. Baptist | Shawnee, Okla. |
| | W, 8-7 | St. Cloud State | Fayetteville |
| 3/25 | W, 5-1 | Buena Vista | Fayetteville |
| 3/25 | W, 3-2 | Buena Vista | Fayetteville |
| 3/29 | W, 3-2 | Trinity | San Antonio, Texas |
| 3/29 | L, 2-4 | St. Mary's (Texas) | San Antonio, Texas |
| 3/31 | W, 6-1 | Texas Lutheran | Seguin, Texas |
| 4/1 | L, 0-10 | Texas-Pan Am. | Edinburg, Texas |
| 4/1 | L, 0-5 | Texas-Pan Am. | Edinburg, Texas |
| 4/2 | L, 2-5 | Rice | Edinburg, Texas |
| 4/3 | L, 3-4 | Rice | Edinburg, Texas |
| 4/6 | W, 4-3 | Abeline Christian | Fayetteville |
| 4/6 | W, 11-1 | Abeline Christian | Fayetteville |
| | W, 8-1 | Carthage | Fayetteville |
| | T, 2-2 | Carthage | Fayetteville |
| 4/13 | W, 6-2 | SMS | Fayetteville |
| 4/13 | L, 2-3 | SMS | Fayetteville |
| 4/17 | W, 6-0 | Pittsburg State | Fayetteville |
| 4/17 | W, 11-1 | Pittsburg State | Fayetteville |
| 4/19 | W, 11-0 | Oklahoma City | Oklahoma City |
| 4/19 | W, 13-1 | Oklahoma City | Oklahoma City |
| 4/21 | L, 4-6 | Oklahoma St. | Stillwater, Okla. |
| 4/21 | L, 4-7 | Oklahoma St. | Stillwater, Okla. |
| 4/24 | W, 6-5 | Memphis | Fayetteville |
| 4/24 | W, 4-3 | Memphis | Fayetteville |
| 4/27 | W, 6-1 | Oral Roberts | Tulsa, Okla. |
| 4/27 | L, 4-6 | Oral Roberts | Tulsa, Okla. |
| 5/4 | W, 12-11 | Oral Roberts | Fayetteville |
| 5/4 | L, 2-5 | Oral Roberts | Fayetteville |
| 5/5 | W, 12-1 | Evangel | Springfield, Mo. |
| 5/5 | W, 13-0 | Evangel | Springfield, Mo. |
| 5/7 | L, 4-6 | Creighton | Omaha, Neb. |
| 5/7 | W, 2-0 | Creighton | Omaha, Neb. |
| 5/8 | L, 2-3 | Creighton | Omaha, Neb. |
| 5/8 | L, 1-2 | Creighton | Omaha, Neb. |
| 5/15 | W, 5-2 | Union | Fayetteville |
| 5/15 | L, 2-6 | Union | Fayetteville |

1972 (16-16) Norm DeBriyn

| Date | Result | Opponent | Location |
|------|---------|------------------|------------------|
| 3/8 | W, 8-2 | Lincoln | Fayetteville |
| 3/8 | W, 10-0 | Lincoln | Fayetteville |
| 3/10 | W, 12-4 | William Jewell | Fayetteville |
| 3/11 | W, 3-2 | William Jewell | Fayetteville |
| | L, 3-15 | Tulsa | Fayetteville |
| | L, 3-4 | Tulsa | Fayetteville |
| | L, 4-5 | Northeastern St. | Fayetteville |
| | W, 2-0 | Northeastern St. | Fayetteville |
| 3/18 | W, 9-4 | Drake | Fayetteville |
| 3/18 | W, 4-2 | Drake | Fayetteville |
| 3/20 | W, 9-6 | St. Cloud State | Fayetteville |
| 3/22 | W, 9-6 | Missouri | Columbia, Mo. |
| 3/22 | L, 1-3 | Missouri | Columbia, Mo. |
| 3/25 | L, 4-8 | Oral Roberts | Tulsa, Okla. |
| 3/25 | W, 2-1 | Oral Roberts | Tulsa, Okla. |
| 3/28 | L, 4-5 | West Texas State | Tulsa, Okla. |
| 3/30 | L, 2-3 | Tulsa | Tulsa, Okla. |
| 3/31 | W, 1-0 | Buena Vista | Tulsa, Okla. |
| 4/1 | L, 0-3 | Tulsa | Tulsa, Okla. |
| 4/1 | L, 3-4 | West Texas State | Tulsa, Okla. |
| 4/2 | L, 3-5 | Tulsa | Tulsa, Okla. |
| 4/6 | L, 2-6 | Southwestern St. | Fayetteville |
| 4/7 | W, 8-5 | Missouri Western | Fayetteville |
| 4/7 | W, 4-3 | Missouri Western | Fayetteville |
| 4/11 | W, 5-0 | Pittsburg State | Fayetteville |
| 4/11 | W, 9-0 | Pittsburg State | Fayetteville |
| 4/18 | L, 2-7 | SMS | Springfield, Mo. |
| 4/18 | W, 8-7 | SMS | Springfield, Mo. |
| 4/22 | L, 2-4 | Union | Jackson, Tenn. |
| 4/22 | L, 2-6 | Union | Jackson, Tenn. |
| 5/2 | L, 2-3 | Oklahoma | Norman, Okla. |
| 5/2 | L, 3-4 | Oklahoma | Norman, Okla. |



Norm DeBriyn took over the Razorbacks in 1970 and built it into a national power over his 33 years at the helm. He won a school-record 1161 games and three conference titles.

1973 (23-7) Norm DeBriyn

| Date | Result | Opponent | Location |
|------|----------|-----------------|----------------------|
| | W, 3-1 | SMU | Dallas, Texas |
| | W, 4-3 | SMU | Dallas, Texas |
| 3/14 | W, 9-7 | Kansas State | Fayetteville |
| 3/14 | W, 8-2 | Kansas State | Fayetteville |
| 3/17 | W, 6-5 | Notre Dame | Las Cruces, N.M. |
| 3/17 | W, 8-4 | New Mexico St. | Las Cruces, N.M. |
| 3/18 | L, 0-10 | Tulsa | Tulsa, Okla. |
| 3/19 | T, 17-17 | St. Cloud State | Fayetteville |
| 3/22 | W, 11-10 | Drake | Fayetteville |
| 3/22 | W, 3-2 | Drake | Fayetteville |
| 3/27 | W, 4-0 | St. Olaf | Fayetteville |
| | W, 6-1 | Oklahoma City | Oklahoma City, Okla. |
| | W, 10-0 | Oklahoma City | Oklahoma City, Okla. |
| | W, 7-5 | SMS | Fayetteville |
| | W, 13-4 | SMS | Fayetteville |
| 4/14 | W, 1-0 | Memphis | Fayetteville |
| 4/14 | L, 0-3 | Memphis | Fayetteville |
| | W, 5-4 | Evangel | Fayetteville |
| | W, 11-0 | Evangel | Fayetteville |
| | W, 5-4 | Oral Roberts | Tulsa, Okla. |
| | L, 0-2 | Oral Roberts | Tulsa, Okla. |
| 4/21 | W, 8-2 | Oklahoma City | Fayetteville |
| 4/21 | W, 3-2 | Oklahoma City | Fayetteville |
| 4/24 | W, 2-0 | Tulsa | Fayetteville |
| 4/24 | L, 2-7 | Tulsa | Fayetteville |
| 4/27 | W, 5-1 | Creighton | Omaha, Neb. |
| 4/27 | W, 11-2 | Creighton | Omaha, Neb. |
| 4/28 | W, 3-1 | Creighton | Omaha, Neb. |
| 4/28 | L, 2-6 | Creighton | Omaha, Neb. |
| 5/27 | L, 0-6 | Trinity+ | Arlington, Texas |
| 5/28 | L, 2-4 | Texas-Pan Am+ | Arlington, Texas |

+ - NCAA District VI Tournament

1974 (22-21; 9-15 7th SWC) Norm DeBriyn

| Date | Result | Opponent | Location |
|------|---------|-------------------------|-------------------|
| 3/2 | W, 8-4 | Northeastern (Okla.) St | Fayetteville |
| 3/2 | W, 4-1 | Northeastern (Okla.) St | Fayetteville |
| 3/5 | W, 4-0 | Missouri Western | Fayetteville |
| 3/5 | W, 5-2 | Missouri Western | Fayetteville |
| 3/6 | L, 1-12 | Creighton | Fayetteville |
| 3/6 | W, 12-4 | Creighton | Fayetteville |
| 3/8 | L, 6-7 | Baylor* | Waco, Texas |
| 3/9 | L, 2-7 | Baylor* | Waco, Texas |
| 3/9 | L, 0-9 | Baylor* | Waco, Texas |
| 3/12 | L, 1-2 | Kansas State | Fayetteville |
| 3/12 | L, 1-2 | Kansas State | Fayetteville |
| 3/15 | W, 4-2 | SMU* | Fayetteville |
| 3/16 | W, 11-3 | SMU* | Fayetteville |
| 3/16 | W, 6-2 | SMU* | Fayetteville |
| 3/18 | W, 4-2 | Mankato State | Fayetteville |
| 3/18 | L, 3-9 | Mankato State | Fayetteville |
| 3/22 | L, 2-5 | Texas A&M* | College Station |
| 3/23 | L, 1-15 | Texas A&M* | College Station |
| 3/23 | L, 0-15 | Texas A&M* | College Station |
| 3/25 | W, 5-4 | Lamar | Fayetteville |
| 3/27 | W, 1-0 | Oral Roberts | Tulsa, Okla. |
| 3/27 | L, 0-1 | Oral Roberts | Tulsa, Okla. |
| 3/29 | L, 4-19 | Texas* | Fayetteville |
| 3/30 | L, 2-3 | Texas* | Fayetteville |
| 3/30 | W, 8-5 | Texas* | Fayetteville |
| 4/2 | L, 4-5 | Oklahoma City | Oklahoma City |
| 4/2 | W, 9-0 | Oklahoma City | Oklahoma City |
| 4/6 | L, 5-6 | Rice* | Fayetteville |
| 4/6 | W, 6-3 | Rice* | Fayetteville |
| 4/6 | W, 9-7 | Rice* | Fayetteville |
| 4/9 | W, 9-5 | SMS | Springfield, Mo. |
| 4/9 | W, 10-8 | SMS | Springfield, Mo. |
| 4/12 | L, 2-8 | TCU* | Fort Worth, Texas |
| 4/13 | L, 5-6 | TCU* | Fort Worth, Texas |
| 4/13 | L, 3-5 | TCU* | Fort Worth, Texas |
| 4/15 | W, 6-4 | Evangel | Springfield, Mo. |
| 4/15 | W, 5-3 | Evangel | Springfield, Mo. |
| 4/19 | W, 9-3 | Texas Tech* | Fayetteville |
| 4/20 | W, 15-6 | Texas Tech* | Fayetteville |
| 4/20 | W, 7-6 | Texas Tech* | Fayetteville |
| 4/27 | L, 0-8 | Houston* | Houston, Texas |
| 4/27 | L, 5-6 | Houston* | Houston, Texas |
| 4/27 | L, 3-8 | Houston* | Houston, Texas |

* - SWC Game

1975 (20-22; 8-14 7th SWC) Norm DeBriyn

| Date | Result | Opponent | Location |
|------|---------|------------------|---------------|
| 3/1 | L, 0-3 | Kansas State | Fayetteville |
| 3/1 | W, 6-1 | Kansas State | Fayetteville |
| 3/2 | L, 4-5 | Kansas State | Fayetteville |
| 3/2 | W, 11-1 | Kansas State | Fayetteville |
| 3/4 | W, 7-6 | Northeastern St. | Fayetteville |
| 3/4 | W, 8-6 | Northeastern St. | Fayetteville |
| 3/7 | L, 2-11 | Baylor* | Fayetteville |
| 3/8 | W, 5-4 | Baylor* | Fayetteville |
| 3/8 | W, 7-4 | Baylor* | Fayetteville |
| | W, 4-1 | SMU* | Dallas, Texas |
| 3/17 | W, 3-2 | Baker | Fayetteville |
| 3/17 | L, 0-2 | Baker | Fayetteville |
| 3/21 | W, 4-1 | Texas A&M* | Fayetteville |
| 3/22 | L, 2-3 | Texas A&M* | Fayetteville |
| 3/22 | L, 0-5 | Texas A&M* | Fayetteville |
| 3/24 | W, 15-6 | Nebraska | Fayetteville |
| 3/24 | W, 10-4 | Nebraska | Fayetteville |
| 3/25 | L, 4-5 | Nebraska | Fayetteville |

| | | | |
|------|----------|--------------------|-------------------|
| 3/25 | W, 4-2 | Nebraska | Fayetteville |
| 3/29 | L, 1-6 | Texas* | Austin, Texas |
| 3/29 | L, 1-5 | Texas* | Austin, Texas |
| 3/29 | L, 2-3 | Texas* | Austin, Texas |
| 3/3 | W, 9-2 | Northeastern St. | Fayetteville |
| 3/3 | W, 4-0 | Northeastern St. | Fayetteville |
| 4/4 | W, 5-0 | Rice* | Houston, Texas |
| 4/5 | L, 1-5 | Rice* | Houston, Texas |
| 4/5 | L, 0-9 | Rice* | Houston, Texas |
| 4/8 | L, 7-8 | Southwestern St. | Fayetteville |
| 4/8 | L, 4-7 | Southwestern St. | Fayetteville |
| 4/11 | L, 8-9 | TCU* | Fort Worth, Texas |
| 4/12 | L, 1-13 | TCU* | Fort Worth, Texas |
| 4/12 | L, 2-4 | TCU* | Fort Worth, Texas |
| 4/15 | W, 5-1 | Oral Roberts | Fayetteville |
| 4/15 | W, 4-2 | Oral Roberts | Fayetteville |
| 4/18 | W, 6-4 | Texas Tech* | Lubbock, Texas |
| 4/19 | L, 5-14 | Texas Tech* | Lubbock, Texas |
| 4/19 | L, 11-13 | Texas Tech* | Lubbock, Texas |
| 4/21 | L, 0-6 | American Christian | Fayetteville |
| 4/21 | L, 1-2 | American Christian | Fayetteville |
| 4/25 | W, 5-1 | Houston* | Houston, Texas |
| 4/26 | W, 3-0 | Houston* | Houston, Texas |
| 4/26 | L, 3-10 | Houston* | Houston, Texas |

* - SWC Game

1976 (31-15-1; 12-12 5th SWC) Norm DeBriyn

| Date | Result | Opponent | Location |
|------|-------------|-------------------------|----------------|
| 2/28 | W, 2-0 | Northeastern (Okla.) St | Fayetteville |
| 2/28 | W, 7-6 | Northeastern (Okla.) St | Fayetteville |
| 3/5 | L, 4-9 | Houston* | Houston, Texas |
| 3/6 | L, 0-1 | Houston* | Houston, Texas |
| 3/6 | L, 2-3 | Houston* | Houston, Texas |
| 3/10 | W, 11-0 | Baker | Fayetteville |
| 3/11 | W, 9-7 | Baker | Fayetteville |
| 3/12 | W, 7-0 | Missouri Southern | Fayetteville |
| 3/12 | T, 0-0 (12) | Missouri Southern\$ | Fayetteville |
| 3/13 | W, 9-1 | Southwest Baptist | Fayetteville |
| 3/13 | W, 6-1 | Southwest Baptist | Fayetteville |
| 3/14 | W, 6-4 | William Jewell | Fayetteville |
| 3/15 | W, 1-0 | Tulsa | Fayetteville |
| 3/15 | W, 1-0 | Tulsa | Fayetteville |
| 3/19 | W, 5-4 | Texas Tech* | Fayetteville |
| 3/20 | W, 4-3 | Texas Tech* | Fayetteville |
| 3/20 | W, 10-2 | Texas Tech* | Fayetteville |
| 3/22 | W, 6-5 | Luther | Fayetteville |
| 3/22 | W, 13-3 | Luther | Fayetteville |
| 3/23 | W, 2-0 | Mankato State | Fayetteville |
| 3/23 | W, 2-0 | Mankato State | Fayetteville |
| 3/26 | W, 17-2 | SMU* | Dallas, Texas |
| 3/27 | W, 10-1 | SMU* | Dallas, Texas |
| 3/27 | W, 2-1 | SMU* | Dallas, Texas |
| 3/29 | L, 2-5 | Illinois-Edwardsville | Fayetteville |
| 3/29 | W, 7-3 | Illinois-Edwardsville | Fayetteville |
| 3/30 | W, 6-5 | Oral Roberts | Tulsa, Okla. |
| 3/30 | L, 3-6 | Oral Roberts | Tulsa, Okla. |
| 4/2 | W, 7-5 | TCU* | Fayetteville |
| 4/3 | L, 5-6 | TCU* | Fayetteville |
| 4/3 | W, 7-6 | TCU* | Fayetteville |
| 4/6 | W, 11-3 | SMS | Fayetteville |
| 4/6 | W, 8-5 | SMS | Fayetteville |
| 4/9 | L, 0-5 | Baylor* | Waco, Texas |
| 4/10 | L, 0-2 | Baylor* | Waco, Texas |
| 4/10 | L, 2-5 | Baylor* | Waco, Texas |
| 4/16 | W, 4-1 | Rice* | Fayetteville |
| 4/17 | W, 4-1 | Rice* | Fayetteville |
| 4/17 | W, 1-0 | Rice* | Fayetteville |
| 4/23 | L, 1-10 | Texas* | Austin, Texas |
| 4/24 | L, 3-6 | Texas* | Austin, Texas |
| 4/24 | W, 5-2 | Texas* | Austin, Texas |
| 4/27 | W, 2-0 | American Christian | Fayetteville |
| 4/27 | L, 0-1 | American Christian | Fayetteville |
| 4/30 | L, 6-7 | Texas A&M* | Fayetteville |
| 5/1 | L, 1-3 | Texas A&M* | Fayetteville |
| 5/1 | L, 5-7 | Texas A&M* | Fayetteville |

* - SWC Game

\$ - Game called after 12 innings

1977 (33-18; 14-10 4th SWC) Norm DeBriyn

| Date | Result | Opponent | Location |
|------|----------|-------------------------|------------------------|
| 2/19 | W, 11-2 | Northeastern (Okla.) St | Fayetteville |
| 2/19 | W, 5-0 | Northeastern (Okla.) St | Fayetteville |
| 2/22 | W, 7-0 | Oral Roberts | Fayetteville |
| 2/22 | L, 0-2 | Oral Roberts | Fayetteville |
| 2/25 | L, 0-6 | Texas A&M* | College Station, Texas |
| 2/26 | L, 3-4 | Texas A&M* | College Station, Texas |
| 2/26 | L, 0-4 | Texas A&M* | College Station, Texas |
| 3/1 | W, 2-0 | Southwestern St. | Fayetteville |
| 3/2 | W, 11-0 | Northeastern St. | Fayetteville |
| 3/4 | W, 5-3 | Houston* | Fayetteville |
| 3/5 | W, 2-0 | Houston* | Fayetteville |
| 3/5 | L, 0-5 | Houston* | Fayetteville |
| 3/7 | W, 6-0 | Baker | Fayetteville |
| 3/7 | W, 11-1 | Baker | Fayetteville |
| 3/9 | W, 6-0 | Missouri Southern | Fayetteville |
| 3/9 | W, 7-6 | Missouri Southern | Fayetteville |
| 3/10 | W, 5-1 | William Jewell | Fayetteville |
| 3/10 | W, 2-0 | William Jewell | Fayetteville |
| 3/13 | W, 8-0 | Creighton | Fayetteville |
| 3/14 | W, 4-1 | Iowa State | Fayetteville |
| 3/14 | W, 2-0 | Iowa State | Fayetteville |
| 3/15 | L, 1-2 | Tulsa | Tulsa, Okla. |
| 3/15 | L, 4-6 | Tulsa | Tulsa, Okla. |
| 3/18 | W, 13-10 | Texas Tech* | Lubbock, Texas |
| 3/19 | L, 4-7 | Texas Tech* | Lubbock, Texas |

| | | | |
|------|---------|------------------|-------------------|
| 3/19 | W, 14-7 | Texas Tech* | Lubbock, Texas |
| 3/23 | W, 4-3 | Eastern Michigan | Fayetteville |
| 3/23 | W, 8-1 | Eastern Michigan | Fayetteville |
| 3/25 | W, 1-0 | SMU* | Fayetteville |
| 3/26 | W, 4-1 | SMU* | Fayetteville |
| 3/26 | W, 3-1 | SMU* | Fayetteville |
| 4/1 | L, 2-5 | TCU* | Fort Worth, Texas |
| 4/2 | W, 3-0 | TCU* | Fort Worth, Texas |
| 4/2 | W, 6-5 | TCU* | Fort Worth, Texas |
| 4/5 | W, 4-3 | SMS | Fayetteville |
| 4/5 | W, 6-3 | SMS | Fayetteville |
| 4/8 | L, 3-5 | Baylor* | Fayetteville |
| 4/9 | W, 5-2 | Baylor* | Fayetteville |
| 4/9 | W, 6-1 | Baylor* | Fayetteville |
| 4/11 | W, 5-2 | Oklahoma | Norman, Okla. |
| 4/11 | L, 3-4 | Oklahoma | Norman, Okla. |
| 4/15 | L, 3-8 | Rice* | Houston, Texas |
| 4/16 | W, 7-1 | Rice* | Houston, Texas |
| 4/16 | W, 9-4 | Rice* | Houston, Texas |
| 4/19 | L, 3-6 | Tulsa | Fayetteville |
| 4/19 | L, 1-6 | Tulsa | Fayetteville |
| 4/22 | L, 1-5 | Texas* | Fayetteville |
| 4/23 | L, 1-7 | Texas* | Fayetteville |
| 4/23 | W, 1-0 | Texas* | Fayetteville |
| 5/13 | L, 2-5 | Texas A&M! | Austin, Texas |
| 5/14 | L, 1-8 | Texas! | Austin, Texas |

* - SWC Game

ALL-TIME RESULTS

1979 (49-15; 19-5 2nd SWC)

Norm DeBriyn

| Date | Result | Opponent | Location |
|------|-------------|--------------------|------------------------|
| 2/23 | W, 7-1 | William Jewell | Fayetteville |
| 2/23 | W, 13-2 | William Jewell | Fayetteville |
| 2/27 | W, 5-0 | Missouri Southern | Fayetteville |
| 2/27 | W, 3-2 | Missouri Southern | Fayetteville |
| 3/2 | W, 2-0 | Texas* | Fayetteville |
| 3/3 | L, 2-3 | Texas* | Fayetteville |
| 3/3 | L, 0-1 | Texas* | Fayetteville |
| 3/4 | L, 2-3 | Southern Illinois | Fayetteville |
| 3/4 | L, 5-18 | Southern Illinois | Fayetteville |
| 3/5 | W, 5-0 | Southwest Baptist | Fayetteville |
| 3/5 | W, 9-2 | Southwest Baptist | Fayetteville |
| 3/6 | W, 4-1 | Tulsa | Fayetteville |
| 3/6 | W, 8-1 | Tulsa | Fayetteville |
| 3/9 | W, 6-3 | Rice* | Houston, Texas |
| 3/10 | W, 7-2 | Rice* | Houston, Texas |
| 3/10 | W, 12-3 | Rice* | Houston, Texas |
| 3/16 | W, 12-1 | Baylor* | Fayetteville |
| 3/17 | W, 5-1 | Baylor* | Fayetteville |
| 3/17 | L, 0-4 | Baylor* | Fayetteville |
| 3/19 | W, 13-0 | Missouri Western | Fayetteville |
| 3/19 | W, 7-6 (11) | Missouri Western | Fayetteville |
| 3/23 | W, 7-1 | TCU* | Fort Worth, Texas |
| 3/24 | W, 10-1 | TCU* | Fort Worth, Texas |
| 3/24 | W, 9-4 | TCU* | Fort Worth, Texas |
| 3/26 | W, 6-2 | Eastern Michigan | Fayetteville |
| 3/26 | W, 1-0 | Eastern Michigan | Fayetteville |
| 3/27 | W, 7-4 | Iowa | Fayetteville |
| 3/27 | W, 6-0 | Eastern Michigan | Fayetteville |
| 3/30 | W, 3-1 | SMU* | Fayetteville |
| 3/31 | W, 3-1 | SMU* | Fayetteville |
| 3/31 | W, 9-2 | SMU* | Fayetteville |
| 4/3 | W, 5-1 | SMS | Fayetteville |
| 4/3 | W, 4-3 | SMS | Fayetteville |
| 4/6 | L, 8-9 | Texas Tech* | Lubbock, Texas |
| 4/7 | W, 6-2 | Texas Tech* | Lubbock, Texas |
| 4/7 | W, 12-9 | Texas Tech* | Lubbock, Texas |
| 4/13 | W, 4-0 | South Dakota | Fayetteville |
| 4/13 | W, 7-0 | South Dakota | Fayetteville |
| 4/14 | W, 7-1 | South Dakota | Fayetteville |
| 4/14 | W, 8-1 | South Dakota | Fayetteville |
| 4/17 | L, 2-5 | Oral Roberts | Tulsa, Okla. |
| 4/20 | W, 5-3 | Houston* | Fayetteville |
| 4/21 | W, 3-0 | Houston* | Fayetteville |
| 4/21 | W, 11-0 (8) | Houston* | Fayetteville |
| 4/27 | L, 0-6 | Texas A&M* | College Station, Texas |
| 4/28 | W, 2-0 (11) | Texas A&M* | College Station, Texas |
| 4/28 | W, 9-1 | Texas A&M* | College Station, Texas |
| | L, 8-9 | Missouri Southern | Joplin, Mo. |
| | W, 6-5 | Missouri Southern | Joplin, Mo. |
| | L, 6-7 | Wichita State | Wichita, Kan. |
| | L, 4-5 | Wichita State | Wichita, Kan. |
| 5/12 | W, 6-1 | Baylor! | Austin, Texas |
| 5/13 | L, 2-6 | Texas! | Austin, Texas |
| 5/14 | W, 6-2 | Texas A&M! | Austin, Texas |
| 5/14 | L, 6-12 | Texas! | Austin, Texas |
| 5/25 | W, 12-11 | George Wash+ | Tallahassee, Fla. |
| 5/26 | W, 9-1 | Florida+ | Tallahassee, Fla. |
| 5/26 | W, 8-6 | Delaware+ | Tallahassee, Fla. |
| 5/27 | W, 4-3 | Delaware+ | Tallahassee, Fla. |
| 6/1 | W, 5-4 | Pepperdine# | Omaha, Neb. |
| 6/3 | W, 10-3 | Arizona# | Omaha, Neb. |
| 6/5 | W, 9-4 | Texas# | Omaha, Neb. |
| 6/6 | L, 10-13 | Cal St. Fullerton# | Omaha, Neb. |
| 6/8 | L, 1-2 | Cal St. Fullerton# | Omaha, Neb. |

* - SWC Game
! - SWC Tournament
+ - NCAA East Regional
- College World Series

1980 (44-22; 15-8 3rd SWC)

Norm DeBriyn

| Date | Result | Opponent | Location |
|------|---------|-------------------|-----------------|
| 2/15 | W, 9-3 | Texas-Pan Am | Edinburg, Texas |
| 2/15 | L, 0-2 | Texas-Pan Am | Edinburg, Texas |
| 2/16 | L, 1-3 | Texas-Pan Am | Edinburg, Texas |
| 2/16 | L, 0-5 | Texas-Pan Am | Edinburg, Texas |
| 2/17 | W, 4-2 | Texas-Pan Am | Edinburg, Texas |
| 2/17 | L, 2-3 | Texas-Pan Am | Edinburg, Texas |
| 2/22 | W, 15-0 | Missouri Southern | Fayetteville |
| 2/22 | W, 7-0 | Missouri Southern | Fayetteville |
| 2/23 | W, 10-0 | Tulsa | Fayetteville |
| 2/23 | W, 12-0 | Tulsa | Fayetteville |
| 2/29 | W, 2-0 | SMU* | Dallas, Texas |
| 3/1 | L, 1-2 | SMU* | Dallas, Texas |
| 3/1 | L, 1-9 | SMU* | Dallas, Texas |



Arkansas' 1979 team made the school's first appearance in the College World Series and finished second.


| | | | |
|------|-------------|----------------------|------------------------|
| 3/7 | W, 2-1 | Texas Tech* | Fayetteville |
| 3/8 | L, 3-5 | Texas Tech* | Fayetteville |
| 3/8 | W, 9-2 | Texas Tech* | Fayetteville |
| 3/9 | W, 6-5 | Southern Illinois | Fayetteville |
| 3/9 | L, 4-8 | Southern Illinois | Fayetteville |
| 3/10 | W, 11-6 | Northwestern Mo. St. | Fayetteville |
| 3/10 | W, 7-1 | Northwestern Mo. St. | Fayetteville |
| 3/11 | L, 3-7 | Oral Roberts | Fayetteville |
| 3/11 | L, 0-5 | Oral Roberts | Fayetteville |
| 3/12 | W, 10-3 | Southwest Baptist | Fayetteville |
| 3/12 | W, 11-1 | Southwest Baptist | Fayetteville |
| 3/13 | W, 16-2 | Baker | Fayetteville |
| 3/13 | W, 9-4 | Baker | Fayetteville |
| 3/14 | W, 8-4 | Kansas State | Fayetteville |
| 3/14 | W, 8-3 | Kansas State | Fayetteville |
| 3/15 | W, 9-0 | Wisconsin | Fayetteville |
| 3/15 | W, 3-0 | Wisconsin | Fayetteville |
| 3/16 | W, 9-0 | Wisconsin | Fayetteville |
| 3/16 | W, 9-0 | Wisconsin | Fayetteville |
| 3/21 | W, 13-6 | Houston* | Houston, Texas |
| 3/22 | W, 4-2 | Houston* | Houston, Texas |
| 3/22 | L, 6-11 | Houston* | Houston, Texas |
| 3/28 | W, 4-2 | Texas A&M* | Fayetteville |
| 3/28 | L, 5-8 | Texas A&M* | Fayetteville |
| 4/1 | W, 2-1 | Centenary | Fayetteville |
| 4/1 | W, 7-5 | Centenary | Fayetteville |
| 4/4 | W, 2-1 | Texas* | Austin, Texas |
| 4/5 | L, 3-15 | Texas* | Austin, Texas |
| 4/5 | W, 8-6 | Texas* | Austin, Texas |
| 4/11 | W, 14-6 | Rice* | Fayetteville |
| 4/12 | W, 5-2 | Rice* | Fayetteville |
| 4/12 | L, 8-9 | Rice* | Fayetteville |
| 4/15 | W, 8-3 | Tulsa | Tulsa, Okla. |
| 4/15 | W, 17-6 | Tulsa | Tulsa, Okla. |
| 4/18 | L, 1-2 | Baylor* | Waco, Texas |
| 4/19 | W, 3-2 | Baylor* | Waco, Texas |
| 4/19 | W, 7-6 | Baylor* | Waco, Texas |
| 4/23 | L, 6-7 (11) | Mississippi St. | Greenville, Miss. |
| 4/25 | W, 5-1 | TCU* | Fayetteville |
| 4/26 | W, 3-2 | TCU* | Fayetteville |
| 4/26 | W, 18-17 | TCU* | Fayetteville |
| 4/29 | W, 7-6 | Oklahoma State | Tulsa, Okla. |
| 5/3 | W, 4-2 | Oral Roberts | Tulsa, Okla. |
| 5/4 | L, 2-6 | Wichita State | Wichita, Kan. |
| 5/4 | L, 0-14 | Wichita State | Wichita, Kan. |
| 5/7 | W, 19-10 | Texas A&M! | College Station, Texas |
| 5/8 | L, 4-6 | Texas! | College Station, Texas |
| 5/9 | W, 6-5 | Texas Tech! | College Station, Texas |
| 5/9 | W, 8-7 | Texas! | College Station, Texas |
| 5/10 | L, 4-9 | Texas! | College Station, Texas |
| 5/22 | W, 3-2 | Oral Roberts+ | Tulsa, Okla. |
| 5/23 | L, 0-6 | Missouri+ | Tulsa, Okla. |
| 5/24 | L, 1-7 | California+ | Tulsa, Okla. |

* - SWC Game
! - SWC Tournament
+ - NCAA Midwest Regional

1981 (31-21; 12-9 2nd SWC)

Norm DeBriyn

| Date | Result | Opponent | Location |
|------|-------------|-------------------|-------------------|
| 2/21 | L, 4-5 (11) | Oklahoma State | Fayetteville |
| 2/24 | W, 8-2 | Missouri Southern | Fayetteville |
| 2/24 | W, 7-4 | Missouri Southern | Fayetteville |
| 2/28 | W, 25-5 | Western Michigan | Lakeland, Fla. |
| 3/1 | W, 17-10 | Eastern Michigan | Lakeland, Fla. |
| 3/2 | W, 7-5 | Missouri | Lakeland, Fla. |
| 3/3 | L, 5-7 | Eastern Michigan | Lakeland, Fla. |
| 3/3 | L, 6-8 | Missouri | Lakeland, Fla. |
| 3/4 | L, 3-5 | Florida Southern | Lakeland, Fla. |
| 3/5 | W, 13-3 | Florida Southern | Lakeland, Fla. |
| 3/6 | W, 6-2 | Eastern Michigan | Lakeland, Fla. |
| 3/6 | W, 9-8 | Eastern Michigan | Lakeland, Fla. |
| 3/7 | W, 15-11 | Western Michigan | Lakeland, Fla. |
| 3/10 | L, 3-6 | Oral Roberts | Fayetteville |
| 3/10 | L, 6-11 | Oral Roberts | Fayetteville |
| 3/13 | W, 4-1 | TCU* | Fort Worth, Texas |
| 3/14 | L, 5-6 | TCU* | Fort Worth, Texas |
| 3/14 | L, 5-6 | TCU* | Fort Worth, Texas |
| 3/16 | W, 15-2 | Missouri Western | Fayetteville |
| 3/16 | W, 10-0 | Missouri Western | Fayetteville |
| 3/17 | W, 20-9 | Southwest Baptist | Fayetteville |
| 3/17 | W, 8-3 | Southwest Baptist | Fayetteville |
| 3/20 | W, 11-3 | Baylor* | Fayetteville |
| 3/21 | W, 3-1 | Baylor* | Fayetteville |
| 3/21 | W, 12-0 | Baylor* | Fayetteville |
| 3/27 | W, 3-2 | Rice* | Houston, Texas |
| 3/28 | L, 4-5 | Rice* | Houston, Texas |
| 3/28 | L, 3-4 | Rice* | Houston, Texas |
| 4/3 | W, 7-0 | Texas* | Fayetteville |
| 4/4 | L, 4-5 | Texas* | Fayetteville |



Kevin McReynolds was the Southwest Conference's first triple crown winner in 1980. He was drafted No. 6 overall by the Padres in 1981 and ended his career at Arkansas leading 12 offensive categories.

| | | | |
|------|---------|-----------------|------------------------|
| 4/4 | L, 6-8 | Texas* | Fayetteville |
| 4/10 | W, 4-0 | Texas A&M* | College Station, Texas |
| 4/11 | L, 2-9 | Texas A&M* | College Station, Texas |
| 4/11 | W, 19-6 | Texas A&M* | College Station, Texas |
| 4/17 | L, 3-5 | Houston* | Fayetteville |
| 4/18 | W, 15-4 | Houston* | Fayetteville |
| 4/18 | W, 2-1 | Houston* | Fayetteville |
| 4/24 | W, 13-4 | Texas Tech* | Lubbock, Texas |
| 4/25 | W, 8-5 | Texas Tech* | Lubbock, Texas |
| 4/25 | L, 5-7 | Texas Tech* | Lubbock, Texas |
| 4/27 | W, 6-4 | SMS | Fayetteville |
| 4/27 | L, 3-4 | SMS | Fayetteville |
| 4/29 | L, 6-11 | Mississippi St. | Greenville, Miss. |
| 5/1 | W, 8-6 | Oral Roberts | Tulsa, Okla. |
| 5/2 | L, 1-5 | Oral Roberts | Tulsa, Okla. |
| 5/2 | L, 2-8 | Oral Roberts | Tulsa, Okla. |
| 5/15 | L, 2-7 | Houston! | Austin, Texas |
| 5/16 | W, 5-4 | Rice! | Austin, Texas |
| 5/17 | W, 9-3 | Houston! | Austin, Texas |
| 5/18 | L, 1-11 | Texas! | Austin, Texas |

* - SWC Game
! - SWC Tournament

1982 (40-15-2; 13-8 3rd SWC)

Norm DeBriyn

| Date | Result | Opponent | Location |
|------|-------------|-------------------------|------------------------|
| 2/20 | W, 7-2 | Missouri Southern | Fayetteville |
| 2/20 | W, 14-2 | Missouri Southern | Fayetteville |
| 2/26 | W, 5-0 | Northeastern (Okla.) St | Fayetteville |
| 2/26 | W, 7-1 | Northeastern (Okla.) St | Fayetteville |
| 3/2 | L, 0-3 | Southern Illinois | Fayetteville |
| 3/2 | W, 2-1 | Southern Illinois | Fayetteville |
| 3/7 | W, 3-1 | Northwest Missouri St | Fayetteville |
| 3/7 | W, 4-1 | Northwest Missouri St | Fayetteville |
| 3/8 | W, 3-0 | Northwest Missouri St | Fayetteville |
| 3/8 | T, 7-7 | Northwest Missouri St | Fayetteville |
| 3/9 | W, 12-4 | South Dakota | Fayetteville |
| 3/9 | W, 10-0 | South Dakota | Fayetteville |
| 3/13 | W, 3-1 | TCU* | Fayetteville |
| 3/13 | W, 2-1 | TCU* | Fayetteville |
| 3/13 | W, 8-4 | TCU* | Fayetteville |
| 3/14 | W, 11-1 | Missouri Western | Fayetteville |
| 3/15 | W, 11-0 | Missouri Western | Fayetteville |
| 3/15 | W, 7-0 | Missouri Western | Fayetteville |
| 3/16 | W, 5-1 | Evangel | Fayetteville |
| 3/16 | W, 4-1 | Evangel | Fayetteville |
| 3/17 | W, 10-2 | North Dakota State | Fayetteville |
| 3/17 | W, 10-1 | North Dakota State | Fayetteville |
| 3/19 | W, 8-2 | Baylor* | Waco, Texas |
| 3/20 | W, 8-7 | Baylor* | Waco, Texas |
| 3/20 | L, 4-5 (10) | Baylor* | Waco, Texas |
| 3/21 | W, 5-3 | Indiana | Fayetteville |
| 3/26 | T, 4-4 (11) | Rice* | Fayetteville |
| 3/27 | W, 2-1 | Rice* | Fayetteville |
| 3/27 | W, 17-2 | Rice* | Fayetteville |
| 3/28 | W, 6-1 | Rice* | Fayetteville |
| 4/2 | W, 5-1 | Texas* | Austin, Texas |
| 4/3 | L, 8-11 | Texas* | Austin, Texas |
| 4/3 | L, 2-5 | Texas* | Austin, Texas |
| 4/9 | W, 6-5 | Texas A&M* | Fayetteville |
| 4/10 | L, 2-5 | Texas A&M* | Fayetteville |
| 4/10 | W, 16-9 | Texas A&M* | Fayetteville |
| 4/11 | W, 7-2 | Ole Miss | Fayetteville |
| 4/16 | L, 3-7 | Houston* | Houston, Texas |
| 4/17 | L, 0-2 | Houston* | Houston, Texas |
| 4/17 | W, 1-0 (10) | Houston* | Houston, Texas |
| 4/20 | W, 9-8 | SMS | Fayetteville |
| 4/20 | W, 6-2 | SMS | Fayetteville |
| 4/23 | W, 7-6 | Texas Tech* | Fayetteville |
| 4/24 | L, 3-4 | Texas Tech* | Fayetteville |
| 4/24 | L, 8-11 | Texas Tech* | Fayetteville |
| 4/28 | L, 7-8 | Mississippi St. | Greenville, Miss. |
| 4/30 | W, 4-2 | Dallas Baptist | Fayetteville |
| 4/30 | W, 6-1 | Dallas Baptist | Fayetteville |
| 5/1 | L, 1-3 | Dallas Baptist | Fayetteville |
| 5/1 | W, 7-2 | Dallas Baptist | Fayetteville |
| 5/8 | W, 10-3 | Oral Roberts | Fayetteville |
| 5/8 | L, 1-9 | Oral Roberts | Fayetteville |
| 5/9 | L, 4-9 | Oral Roberts | Tulsa, Okla. |
| 5/9 | W, 10-4 | Oral Roberts | Tulsa, Okla. |
| 5/14 | W, 9-6 | Houston! | College Station, Texas |
| 5/15 | L, 0-8 | Texas! | College Station, Texas |
| 5/16 | L, 8-9 | Houston! | College Station, Texas |

* - SWC Game
! - SWC Tournament

1983 (44-21; 13-8 2nd SWC)

Norm DeBriyn

| Date | Result | Opponent | Location |
|------|-------------|-------------------------|------------------------|
| 2/18 | W, 8-7 | Texas Wesleyan | Fayetteville |
| 2/19 | L, 0-2 | Texas Wesleyan | Fayetteville |
| 2/19 | W, 11-5 | Texas Wesleyan | Fayetteville |
| 2/22 | W, 19-3 | Northeastern (Okla.) St | Fayetteville |
| 2/25 | W, 11-3 | Missouri Southern | Fayetteville |
| 2/25 | W, 8-6 | Missouri Southern | Fayetteville |
| 2/26 | W, 10-1 | Southwest Baptist | Fayetteville |
| 2/26 | W, 8-2 | Southwest Baptist | Fayetteville |
| 3/1 | L, 3-7 | Southern Illinois | Fayetteville |
| 3/1 | W, 6-2 | Southern Illinois | Fayetteville |
| 3/5 | L, 4-11 | Oklahoma | Norman, Okla. |
| 3/5 | W, 14-3 | Oklahoma | Norman, Okla. |
| 3/6 | W, 13-4 | Oklahoma City | Oklahoma City, Okla. |
| 3/6 | W, 7-2 | Oklahoma | Norman, Okla. |
| 3/11 | W, 8-5 | Baylor* | Fayetteville |
| 3/12 | W, 5-3 | Baylor* | Fayetteville |
| 3/12 | L, 2-3 | Baylor* | Fayetteville |
| 3/13 | W, 12-1 | Kansas State | Fayetteville |
| 3/14 | W, 9-4 | Missouri Western | Fayetteville |
| 3/14 | W, 13-2 | Missouri Western | Fayetteville |
| 3/15 | W, 7-5 | Central Mo. State | Fayetteville |
| 3/15 | W, 5-0 | Central Mo. State | Fayetteville |
| 3/16 | W, 12-3 | Central Mo. State | Fayetteville |
| 3/16 | W, 8-1 | Central Mo. State | Fayetteville |
| 3/17 | W, 5-0 | Notre Dame | Fayetteville |
| 3/19 | L, 1-6 | Rice* | Houston, Texas |
| 3/19 | L, 2-3 (12) | Rice* | Houston, Texas |
| 3/20 | W, 7-4 (10) | Rice* | Houston, Texas |
| 3/27 | L, 4-9 | Texas* | Little Rock, Ark. |
| 3/27 | L, 1-6 | Texas* | Little Rock, Ark. |
| 3/27 | L, 9-11 | Texas* | Little Rock, Ark. |
| 4/1 | W, 10-8 | Texas A&M* | College Station, Texas |
| 4/2 | W, 3-0 | Texas A&M* | College Station, Texas |
| 4/2 | W, 10-9 | Texas A&M* | College Station, Texas |
| 4/3 | W, 8-5 | Minnesota | Fayetteville |
| 4/10 | W, 1-0 | Houston* | Fayetteville |
| 4/10 | L, 8-12 | Houston* | Fayetteville |
| 4/11 | W, 9-1 | Houston* | Fayetteville |
| 4/16 | W, 7-1 | Texas Tech* | Lubbock, Texas |
| 4/16 | W, 8-7 | Texas Tech* | Lubbock, Texas |
| 4/17 | L, 9-10 | Texas Tech* | Lubbock, Texas |
| 4/19 | W, 6-3 | SMS | Springfield, Mo. |
| 4/19 | L, 2-3 | SMS | Springfield, Mo. |
| 4/23 | W, 4-3 | TCU* | Fort Worth, Texas |
| 4/23 | W, 10-5 | TCU* | Fort Worth, Texas |
| 4/24 | W, 9-3 | TCU* | Fort Worth, Texas |
| 4/26 | L, 2-9 | Mississippi St. | Greenville, Miss. |
| 4/27 | W, 5-3 | Mississippi State | Helena, Ark. |
| 4/29 | L, 9-19 | Dallas Baptist | Fort Smith, Ark. |
| 4/30 | W, 8-4 | Dallas Baptist | Fayetteville |
| 4/30 | W, 8-7 | Dallas Baptist | Fayetteville |
| 5/6 | W, 6-3 | Oral Roberts | Fayetteville |
| 5/6 | W, 11-3 | Oral Roberts | Fayetteville |
| 5/7 | L, 1-3 | Oral Roberts | Tulsa, Okla. |
| 5/7 | W, 4-41 | Oral Roberts | Tulsa, Okla. |
| 5/13 | W, 4-3 | Houston! | Austin, Texas |
| 5/14 | L, 2-9 | Texas! | Austin, Texas |
| 5/15 | W, 9-7 | Houston! | Austin, Texas |
| 5/15 | W, 5-4 | Texas! | Austin, Texas |
| 5/16 | L, 0-14 | Texas! | Austin, Texas |
| 5/20 | L, 3-5 | Coastal Carolina | Fayetteville |
| 5/21 | L, 7-13 | Coastal Carolina | Fayetteville |
| 5/21 | W, 6-4 | Coastal Carolina | Fayetteville |
| 5/26 | L, 6-6 | Oral Roberts+ | Stillwater, Okla. |
| 5/27 | L, 3-7 | Wichita State+ | Stillwater, Okla. |

ALL-TIME RESULTS

1984 (40-16; 12-9 4th SWC)

Norm DeBriyn

| Date | Result | Opponent | Location |
|------|--------------|-------------------|-------------------|
| 2/17 | W, 6-2 | Texas Wesleyan | Fayetteville |
| 2/18 | W, 9-8 | Texas Wesleyan | Fayetteville |
| 2/18 | W, 13-5 | Texas Wesleyan | Fayetteville |
| 2/25 | W, 3-2 | Eastern Michigan | Lakeland, Fla. |
| 2/26 | L, 10-15 | Western Michigan | Lakeland, Fla. |
| 2/27 | L, 0-4 | Missouri | Lakeland, Fla. |
| 2/29 | W, 8-1 | Eastern Michigan | Lakeland, Fla. |
| 3/1 | W, 13-8 | Western Michigan | Lakeland, Fla. |
| 3/1 | W, 5-1 | Florida Southern | Lakeland, Fla. |
| 3/2 | W, 9-4 | Western Michigan | Lakeland, Fla. |
| 3/2 | W, 4-1 | Eastern Michigan | Lakeland, Fla. |
| 3/10 | W, 3-2 | Indiana State | Fayetteville |
| 3/10 | W, 7-3 | Indiana State | Fayetteville |
| 3/11 | W, 6-3 | Indiana State | Fayetteville |
| 3/13 | W, 18-5 | Illinois | Fayetteville |
| 3/14 | W, 6-5 | Illinois | Fayetteville |
| 3/16 | W, 10-9 | Baylor* | Waco, Texas |
| 3/17 | L, 7-8 | Baylor* | Waco, Texas |
| 3/17 | W, 10-3 | Baylor* | Waco, Texas |
| 3/19 | W, 8-2 | Dallas Baptist | Fayetteville |
| 3/20 | L, 3-6 | Dallas Baptist | Fayetteville |
| 3/20 | W, 3-0 | Dallas Baptist | Fayetteville |
| 3/21 | W, 21-0 | Southwest Baptist | Fayetteville |
| 3/21 | W, 33-4 | Southwest Baptist | Fayetteville |
| 3/22 | W, 6-0 | Eastern Illinois | Fayetteville |
| 3/22 | W, 16-2 | Eastern Illinois | Fayetteville |
| 3/23 | W, 6-2 | School of Ozarks | Fayetteville |
| 3/25 | W, 5-3 | Rice* | Fayetteville |
| 3/25 | W, 6-3 | Rice* | Fayetteville |
| 3/26 | L, 2-7 | Rice* | Fayetteville |
| 3/30 | L, 2-5 | Texas* | Austin, Texas |
| 3/31 | L, 5-7 | Texas* | Austin, Texas |
| 3/31 | W, 13-4 | Texas* | Austin, Texas |
| 4/6 | L, 8-10 | Texas A&M* | Fayetteville |
| 4/7 | W, 1-0 | Texas A&M* | Fayetteville |
| 4/7 | W, 4-0 | Texas A&M* | Fayetteville |
| 4/9 | W, 12-1 | Missouri Southern | Fayetteville |
| 4/14 | L, 5-6 | Houston* | Houston, Texas |
| 4/14 | W, 17-4 | Houston* | Houston, Texas |
| 4/15 | L, 3-4 | Houston* | Houston, Texas |
| 4/17 | W, 9-5 | SMS | Fayetteville |
| 4/17 | W, 5-1 | SMS | Fayetteville |
| 4/20 | L, 6-8 | Texas Tech* | Fayetteville |
| 4/21 | L, 8-9 | Texas Tech* | Fayetteville |
| 4/21 | W, 9-7 | Texas Tech* | Fayetteville |
| 4/24 | L, 8-9 | Mississippi St. | Greenville, Miss. |
| 4/25 | W, 10-9 (10) | Mississippi St. | Little Rock, Ark. |
| 4/28 | W, 6-5 | TCU* | Fayetteville |
| 4/28 | W, 8-5 | TCU* | Fayetteville |
| 4/29 | W, 6-5 (10) | TCU* | Fayetteville |
| 5/4 | W, 13-1 | Oral Roberts | Fayetteville |
| 5/4 | W, 12-4 | Oral Roberts | Fayetteville |
| 5/5 | L, 8-9 | Oral Roberts | Tulsa, Okla. |
| 5/5 | W, 3-1 | Oral Roberts | Tulsa, Okla. |
| 5/11 | L, 1-8 | Texas! | Austin, Texas |
| 5/12 | L, 1-8 | Rice! | Austin, Texas |

* - SWC Game
! - SWC Tournament

1985 (51-15; 13-7 3rd SWC)

Norm DeBriyn

| Date | Result | Opponent | Location |
|------|----------|------------------------|------------------------|
| 2/9 | L, 2-5 | Miami (Fla.) | Coral Gables, Fla. |
| 2/9 | L, 1-2 | Miami (Fla.) | Coral Gables, Fla. |
| 2/10 | L, 0-4 | Miami (Fla.) | Coral Gables, Fla. |
| 2/16 | W, 4-0 | Oklahoma City | Fayetteville |
| 2/16 | W, 20-13 | Oklahoma City | Fayetteville |
| 2/17 | W, 5-2 | Oklahoma City | Fayetteville |
| 2/22 | W, 5-1 | Kansas State | Fayetteville |
| 2/25 | W, 12-1 | Missouri Southern | Fayetteville |
| 2/25 | W, 8-3 | Missouri Southern | Fayetteville |
| 3/1 | W, 15-4 | Lubbock Christian | Fayetteville |
| 3/2 | W, 15-1 | Lubbock Christian | Fayetteville |
| 3/2 | W, 4-1 | Lubbock Christian | Fayetteville |
| 3/3 | W, 11-3 | Northwest Missouri St. | Fayetteville |
| 3/4 | W, 18-8 | Northwest Missouri St. | Fayetteville |
| 3/5 | W, 15-6 | Southeast Okla. St. | Fayetteville |
| 3/8 | W, 9-7 | Indiana State | Fayetteville |
| 3/9 | W, 7-2 | Indiana State | Fayetteville |
| 3/9 | W, 3-1 | Indiana State | Fayetteville |
| 3/17 | W, 8-4 | Rice* | Houston, Texas |
| 3/17 | L, 2-13 | Rice* | Houston, Texas |
| 3/18 | W, 10-0 | Missouri Western | Fayetteville |
| 3/18 | W, 4-0 | Missouri Western | Fayetteville |
| 3/19 | W, 4-3 | School of Ozarks | Fayetteville |
| 3/19 | W, 6-0 | School of Ozarks | Fayetteville |
| 3/22 | W, 5-4 | Texas* | Fayetteville |
| 3/23 | W, 2-1 | Texas* | Fayetteville |
| 3/23 | L, 3-13 | Texas* | Fayetteville |
| 3/26 | L, 1-3 | Oklahoma St. | Stillwater, Okla. |
| 3/29 | L, 2-6 | Texas A&M* | College Station, Texas |
| 3/31 | W, 6-4 | Texas A&M* | College Station, Texas |
| 3/31 | W, 15-4 | Texas A&M* | College Station, Texas |
| 4/2 | L, 6-14 | Oklahoma State | Fayetteville |
| 4/5 | W, 16-12 | Houston* | Fayetteville |
| 4/6 | W, 5-4 | Houston* | Fayetteville |
| 4/6 | L, 9-10 | Houston* | Fayetteville |
| 4/12 | W, 14-4 | Texas Tech* | Lubbock, Texas |
| 4/13 | W, 14-11 | Texas Tech* | Lubbock, Texas |
| 4/13 | W, 22-5 | Texas Tech* | Lubbock, Texas |
| 4/16 | W, 6-5 | SMS | Fayetteville |
| 4/19 | W, 19-7 | TCU* | Fort Worth, Texas |
| 4/20 | L, 3-4 | TCU* | Fort Worth, Texas |

| | | | |
|------|----------|----------------------|-------------------|
| 4/20 | W, 12-6 | TCU* | Fort Worth, Texas |
| 4/26 | L, 6-7 | Baylor* | Fayetteville |
| 4/27 | W, 5-4 | Baylor* | Fayetteville |
| 4/27 | L, 8-11 | Baylor* | Fayetteville |
| 4/30 | L, 2-16 | Mississippi St. | Greenville, Miss. |
| 5/1 | W, 13-1 | Mississippi St. | Little Rock, Ark. |
| 5/3 | W, 10-4 | Kansas | Fayetteville |
| 5/4 | W, 6-5 | Kansas | Fayetteville |
| 5/4 | W, 6-2 | Kansas | Fayetteville |
| 5/6 | W, 14-4 | Oklahoma Christian | Fayetteville |
| 5/9 | W, 6-4 | Oral Roberts | Fayetteville |
| 5/10 | W, 5-1 | Oral Roberts | Fayetteville |
| 5/11 | W, 9-5 | Oral Roberts | Tulsa, Okla. |
| 5/15 | W, 11-2 | Louisiana-Lafayette! | Fayetteville |
| 5/17 | W, 6-4 | Baylor! | Fayetteville |
| 5/18 | W, 9-5 | Texas! | Fayetteville |
| 5/19 | W, 10-6 | Texas! | Fayetteville |
| 5/23 | W, 20-13 | Eastern Kent.+ | Tallahassee, Fla. |
| 5/24 | W, 13-9 | George Mason+ | Tallahassee, Fla. |
| 5/25 | W, 7-6 | Florida State+ | Tallahassee, Fla. |
| 5/26 | W, 7-5 | Georgia Tech+ | Tallahassee, Fla. |
| 5/31 | W, 1-0 | South Carolina# | Omaha, Neb. |
| 6/3 | L, 4-5 | Mississippi State# | Omaha, Neb. |
| 6/6 | W, 10-4 | Stanford# | Omaha, Neb. |
| 6/8 | L, 7-8 | Texas# | Omaha, Neb. |

* - SWC Game
! - SWC Tournament
+ - NCAA South II Regional
- College World Series

1986 (43-17; 15-6 3rd SWC)

Norm DeBriyn

| Date | Result | Opponent | Location |
|------|-------------|--------------------------|------------------------|
| 2/15 | W, 10-0 | North Texas | Fayetteville |
| 2/15 | W, 9-0 | North Texas | Fayetteville |
| 2/16 | W, 26-1 | North Texas | Fayetteville |
| 2/20 | L, 7-8 | Kansas State | Fayetteville |
| 2/22 | L, 7-8 | LSU | Baton Rouge, La. |
| 2/23 | W, 7-6 | LSU | Baton Rouge, La. |
| 2/24 | L, 0-3 | Tulane | New Orleans, La. |
| 2/25 | L, 3-5 | Nicholls State | Thibodaux, La. |
| 2/26 | L, 3-5 | La-Lafayette | Lafayette, La. |
| 2/27 | W, 12-2 | Louisiana Tech | Ruston, La. |
| 3/1 | W, 6-2 | Memphis | Little Rock, Ark. |
| 3/8 | W, 6-5 (10) | Wichita State | Fayetteville |
| 3/9 | L, 1-5 | Indiana State | Fayetteville |
| 3/9 | W, 2-1 | Indiana State | Fayetteville |
| 3/10 | W, 12-3 | Indiana State | Fayetteville |
| 3/11 | W, 12-0 | Missouri Western | Fayetteville |
| 3/15 | W, 6-0 | Rice* | Fayetteville |
| 3/15 | W, 10-5 | Rice* | Fayetteville |
| 3/15 | W, 15-7 | Rice* | Fayetteville |
| 3/16 | W, 4-0 | Iowa State | Fayetteville |
| 3/17 | W, 12-5 | Western Illinois | Fayetteville |
| 3/18 | W, 7-2 | Western Illinois | Fayetteville |
| 3/19 | W, 14-3 | Wisconsin-Osh Kosh | Fayetteville |
| 3/19 | W, 4-3 | Wisconsin-Osh Kosh | Fayetteville |
| 3/21 | L, 0-8 | Texas* | Austin, Texas |
| 3/22 | W, 3-0 | Texas* | Austin, Texas |
| 3/22 | L, 3-12 | Texas* | Austin, Texas |
| 3/23 | W, 18-8 | Evansville | Fayetteville |
| 3/24 | W, 4-0 | Evansville | Fayetteville |
| 3/25 | W, 9-8 | Evansville | Fayetteville |
| 3/28 | L, 0-6 | Texas A&M* | Fayetteville |
| 3/29 | W, 10-0 | Texas A&M* | Fayetteville |
| 3/29 | L, 2-5 | Texas A&M* | Fayetteville |
| 4/1 | L, 9-11 | Oklahoma State | Fayetteville |
| 4/4 | W, 15-6 | Houston* | Houston, Texas |
| 4/5 | W, 3-2 | Houston* | Houston, Texas |
| 4/5 | W, 10-6 | Houston* | Houston, Texas |
| 4/8 | W, 6-2 | SMS | Fayetteville |
| 4/11 | W, 20-3 | Texas Tech* | Fayetteville |
| 4/12 | W, 9-4 | Texas Tech* | Fayetteville |
| 4/12 | W, 8-3 | Texas Tech* | Fayetteville |
| 4/15 | L, 7-8 | Oklahoma State | Stillwater, Okla. |
| 4/18 | W, 13-3 | TCU* | Fayetteville |
| 4/20 | W, 7-6 | TCU* | Fayetteville |
| 4/20 | W, 6-5 (10) | TCU* | Fayetteville |
| 4/21 | W, 15-4 | Northeastern (Okla.) St. | Fayetteville |
| 4/25 | L, 8-10 | Baylor* | Waco, Texas |
| 4/26 | L, 4-6 | Baylor* | Waco, Texas |
| 4/26 | W, 10-7 | Baylor* | Waco, Texas |
| 4/30 | W, 4-1 | Missouri Southern | Fayetteville |
| 5/2 | W, 9-3 | Murray State | Fayetteville |
| 5/3 | W, 3-2 | Murray State | Fayetteville |
| 5/8 | W, 7-5 | Oral Roberts | Fayetteville |
| 5/9 | W, 15-6 | Oral Roberts | Tulsa, Okla. |
| 5/11 | W, 12-3 | Wichita State | Wichita, Kan. |
| 5/12 | W, 9-8 (12) | Oral Roberts | Tulsa, Okla. |
| 5/16 | L, 0-4 | Texas A&M! | College Station, Texas |
| 5/22 | W, 4-3 | Oregon State+ | Stillwater, Okla. |
| 5/23 | L, 0-2 | Stanford+ | Stillwater, Okla. |
| 5/24 | L, 0-1 | Oregon State+ | Stillwater, Okla. |


* - SWC Game
! - SWC Tournament
+ - NCAA Midwest Regional

1987 (51-16-1; 17-4 2nd SWC)

Norm DeBriyn

| Date | Result | Opponent | Location |
|------|---------------|-----------------------|------------------------|
| 2/14 | W, 3-1 | Memphis | Memphis, Tenn. |
| 2/14 | T, 2-2 | Memphis | Memphis, Tenn. |
| 2/21 | W, 21-5 | Memphis | Fayetteville |
| 2/22 | W, 14-7 | Memphis | Fayetteville |
| 2/23 | W, 4-3 | Missouri Southern | Fayetteville |
| 2/23 | W, 13-10 | Missouri Southern | Fayetteville |
| 2/25 | L, 4-6 | Hawaii Pacific | Honolulu, Hawaii |
| 2/26 | W, 10-7 | Hawaii Pacific | Honolulu, Hawaii |
| 2/27 | L, 4-8 | Hawaii | Honolulu, Hawaii |
| 2/28 | L, 5-6 (10) | Hawaii | Honolulu, Hawaii |
| 3/1 | W, 9-7 (10) | Hawaii | Honolulu, Hawaii |
| 3/2 | W, 7-4 | Hawaii | Honolulu, Hawaii |
| 3/6 | L, 3-4 | Kansas State | Fayetteville |
| 3/7 | W, 12-7 | Kansas State | Fayetteville |
| 3/8 | W, 13-4 | North Texas | Fayetteville |
| 3/9 | W, 13-3 | Lubbock Christian | Fayetteville |
| 3/10 | W, 20-10 | Saint Louis | Fayetteville |
| 3/11 | W, 9-0 | Saint Louis | Fayetteville |
| 3/11 | W, 15-5 | Saint Louis | Fayetteville |
| 3/13 | W, 10-3 | Northern Iowa | Fayetteville |
| 3/14 | W, 8-3 | Western Kentucky | Fayetteville |
| 3/15 | W, 5-2 | Western Kentucky | Fayetteville |
| 3/15 | L, 5-11 | Washington State | Fayetteville |
| 3/20 | W, 17-10 | Texas A&M* | College Station, Texas |
| 3/21 | W, 8-2 | Texas A&M* | College Station, Texas |
| 3/21 | W, 7-3 | Texas A&M* | College Station, Texas |
| 3/25 | L, 1-8 | Oklahoma State | Stillwater, Okla. |
| 3/27 | L, 3-4 | Houston* | Fayetteville |
| 3/28 | W, 10-3 | Houston* | Fayetteville |
| 3/28 | W, 12-6 | Houston* | Fayetteville |
| 3/31 | W, 11-2 | Missouri-St. Louis | Fayetteville |
| 3/31 | W, 14-2 | Missouri-St. Louis | Fayetteville |
| 4/3 | W, 2-0 | Texas Tech* | Lubbock, Texas |
| 4/4 | W, 8-6 | Texas Tech* | Lubbock, Texas |
| 4/4 | W, 9-0 | Texas Tech* | Lubbock, Texas |
| 4/7 | W, 16-2 | Evangel | Fayetteville |
| 4/10 | W, 9-7 | TCU* | Fort Worth, Texas |
| 4/11 | L, 6-7 | TCU* | Fort Worth, Texas |
| 4/11 | W, 13-7 | TCU* | Fort Worth, Texas |
| 4/15 | W, 12-11 | Oklahoma | Fayetteville |
| 4/17 | W, 5-3 | Baylor* | Fayetteville |
| 4/18 | W, 8-0 | Baylor* | Fayetteville |
| 4/18 | W, 6-5 | Baylor* | Fayetteville |
| 4/20 | W, 12-1 | School of Ozarks | Fayetteville |
| 4/21 | W, 9-8 | Oklahoma State | Fayetteville |
| 4/24 | W, 4-3 | Rice* | Houston, Texas |
| 4/25 | W, 5-1 | Rice* | Houston, Texas |
| 4/25 | W, 3-0 | Rice* | Houston, Texas |
| 4/28 | W, 14-10 | Southeast Okla. State | Fayetteville |
| 4/29 | W, 20-5 | Missouri Southern | Fayetteville |
| 5/1 | L, 5-9 | Texas* | Fayetteville |
| 5/2 | W, 9-3 | Texas* | Fayetteville |
| 5/2 | L, 1-4 | Texas* | Fayetteville |
| 5/7 | W, 14-4 | Oral Roberts | Fayetteville |
| 5/8 | W, 17-5 | Oral Roberts | Fayetteville |
| 5/10 | L, 2-10 | Oral Roberts | Tulsa, Okla. |
| 5/10 | L, 11-12 (10) | Missouri | Columbia, Mo. |
| 5/15 | W, 4-3 | Texas A&M! | Austin, Texas |
| 5/17 | L, 3-10 | Texas! | Austin, Texas |
| 5/17 | W, 14-9 | Houston! | Austin, Texas |
| 5/18 | L, 2-3 | Texas! | Austin, Texas |
| 5/22 | W, 10-7 | Middle Tenn.+ | Huntsville, Ala. |
| 5/22 | W, 7-2 | West Virginia+ | Huntsville, Ala. |
| 5/23 | W, 6-5 (10) | Clemson+ | Huntsville, Ala. |
| 5/24 | W, 4-2 | Clemson+ | Huntsville, Ala. |
| 5/30 | L, 6-13 | Texas# | Omaha, Neb. |
| 5/31 | W, 5-4 | Georgia# | Omaha, Neb. |
| 6/3 | L, 2-5 | LSU# | Omaha, Neb. |

* - SWC Game
! - SWC Tournament
+ - NCAA South I Regional
- College World Series



Jeff King was the heart of a dangerous Razorback lineup in the mid-1980s. He finished his career as the all-time leader in home runs, RBI, runs scored and total bases. King was the No. 1 overall pick of the Pirates in the 1986 MLB Draft.

1988 (39-23; 12-9 3rd SWC)

Norm DeBriyn

| Date | Result | Opponent | Location |
|------|-------------|--------------------|-------------------|
| 2/13 | W, 12-4 | Missouri Southern | Fayetteville |
| 2/14 | W, 17-5 | Missouri Southern | Fayetteville |
| 2/18 | L, 11-12 | Arizona | Tucson, Ariz. |
| 2/19 | L, 3-4 | Arizona | Tucson, Ariz. |
| 2/20 | W, 7-2 | Arizona | Tucson, Ariz. |
| 2/27 | W, 12-3 | Kansas | Fayetteville |
| 2/27 | W, 19-4 | Kansas | Fayetteville |
| 2/28 | W, 5-3 | Kansas | Fayetteville |
| 3/4 | W, 8-7 | Kansas State | Fayetteville |
| 3/5 | W, 9-5 | Kansas State | Fayetteville |
| 3/6 | W, 10-1 | North Texas | Fayetteville |
| 3/7 | W, 5-4 | North Texas | Fayetteville |
| 3/7 | W, 6-5 | North Texas | Fayetteville |
| 3/9 | W, 9-0 | Benedictine | Fayetteville |
| 3/12 | L, 9-11 | Indiana State | Fayetteville |
| 3/12 | L, 9-13 | Indiana State | Fayetteville |
| 3/13 | W, 7-4 | Nebraska | Fayetteville |
| 3/13 | L, 5-8 | Nebraska | Fayetteville |
| 3/16 | W, 16-3 | Wisconsin-Osh Kosh | Fayetteville |
| 3/18 | W, 4-2 | Louisiana Tech | Shreveport, La. |
| 3/19 | L, 4-5 | Oklahoma State | Shreveport, La. |
| 3/20 | W, 12-2 | Centenary | Shreveport, La. |
| 3/21 | W, 6-0 | Northern Iowa | Fayetteville |
| 3/22 | W, 17-0 | Northern Iowa | Fayetteville |
| 3/22 | W, 15-2 | Northern Iowa | Fayetteville |
| 3/23 | W, 13-5 | Texas Wesleyan | Fayetteville |
| 3/25 | W, 5-0 | Texas A&M* | Fayetteville |
| 3/26 | L, 1-6 | Texas A&M* | Fayetteville |
| 3/26 | L, 6-8 | Texas A&M* | Fayetteville |
| 3/28 | L, 6-9 | Dallas Baptist | Fayetteville |
| 4/1 | L, 2-8 | Houston* | Houston, Texas |
| 4/2 | W, 16-7 | Houston* | Houston, Texas |
| 4/2 | L, 5-6 (10) | Houston* | Houston, Texas |
| 4/5 | W, 13-8 | Evangel | Fayetteville |
| 4/8 | W, 7-6 (10) | Texas Tech* | Fayetteville |
| 4/9 | L, 8-11 | Texas Tech* | Fayetteville |
| 4/9 | W, 6-5 | Texas Tech* | Fayetteville |
| 4/11 | W, 5-4 | Oklahoma State | Stillwater, Okla. |
| 4/12 | L, 3-11 | Oklahoma | Norman, Okla. |
| 4/15 | W, 3-2 | TCU* | Fayetteville |
| 4/16 | L, 1-3 | TCU* | Fayetteville |
| 4/16 | W, 3-2 | TCU* | Fayetteville |
| 4/18 | W, 16-3 | Southwest Baptist | Fayetteville |
| 4/22 | W, 4-2 | Baylor* | Waco, Texas |
| 4/23 | L, 5-7 | Baylor* | Waco, Texas |
| 4/23 | W, 11-10 | Baylor* | Waco, Texas |
| 4/25 | W, 10-5 | Southeastern St. | Fayetteville |
| 4/26 | W, 15-13 | Southeastern St. | Fayetteville |
| 4/27 | W, 8-6 | Missouri | Fayetteville |
| 5/7 | W, 5-0 | Texas* | Austin, Texas |
| 5/8 | L, 1-8 | Texas* | Austin, Texas |
| 5/8 | L, 2-15 | Texas* | Austin, Texas |
| 5/10 | L, 5-9 | SMS | Springfield, Mo. |
| 5/13 | W, 6-1 | Rice* | Fayetteville |
| 5/14 | W, 10-1 | Rice* | Fayetteville |
| 5/14 | W, 9-8 | Rice* | Fayetteville |
| 5/15 | W, 18-7 | Oral Roberts | Fayetteville |
| 5/16 | L, 3-11 | Oral Roberts | Tulsa, Okla. |
| 5/19 | L, 3-4 | Texas A&M! | Fayetteville |
| 5/20 | L, 1-7 | Texas! | Fayetteville |
| 5/27 | L, 3-8 | Loyola Marymount+ | Stillwater, Okla. |
| 5/28 | L, 7-3 | Oklahoma State+ | Stillwater, Okla. |

ALL-TIME RESULTS

1989 (51-16; 17-4 T-1st SWC)

Norm DeBriyn

| Date | Result | Opponent | Location |
|------|--------------|--------------------------|------------------------|
| 2/19 | W, 5-1 | Wichita State | Fayetteville |
| 2/24 | W, 6-2 | Missouri Southern | Fayetteville |
| 2/25 | W, 3-2 | Kansas | Fayetteville |
| 2/25 | W, 7-0 | Kansas | Fayetteville |
| 2/26 | W, 18-4 | Kansas | Fayetteville |
| 2/28 | W, 8-4 | Kentucky | Lakeland, Fla. |
| 3/1 | W, 2-1 | Penn State | Lakeland, Fla. |
| 3/1 | L, 2-6 | Kentucky | Lakeland, Fla. |
| 3/2 | L, 2-6 | Western Michigan | Lakeland, Fla. |
| 3/3 | W, 8-2 | Eckerd | Lakeland, Fla. |
| 3/4 | W, 15-0 | Western Michigan | Lakeland, Fla. |
| 3/10 | W, 1-0 | Iowa State | Fayetteville |
| 3/11 | W, 9-4 | Iowa State | Fayetteville |
| 3/12 | W, 4-1 | Nebraska | Fayetteville |
| 3/13 | W, 9-1 | Stephen F. Austin | Fayetteville |
| 3/14 | W, 13-4 | Wisconsin-Osh Kosh | Fayetteville |
| 3/15 | W, 9-4 | Wisconsin-Osh Kosh | Fayetteville |
| 3/17 | W, 3-2 | Northwestern St. | Shreveport, La. |
| 3/18 | L, 2-10 | Oklahoma State | Shreveport, La. |
| 3/19 | L, 4-8 | La-Lafayette | Shreveport, La. |
| 3/20 | W, 14-4 | Northern Iowa | Fayetteville |
| 3/21 | W, 12-1 | Southwest Baptist | Fayetteville |
| 3/22 | W, 14-5 | School of Ozarks | Fayetteville |
| 3/22 | W, 10-0 | School of Ozarks | Fayetteville |
| 3/24 | W, 10-1 | Houston* | Fayetteville |
| 3/25 | W, 3-0 | Houston* | Fayetteville |
| 3/25 | W, 8-3 | Houston* | Fayetteville |
| 3/27 | W, 11-3 | St. Olaf | Fayetteville |
| 3/31 | W, 12-0 | Texas Tech* | Lubbock, Texas |
| 4/1 | W, 3-2 | Texas Tech* | Lubbock, Texas |
| 4/1 | W, 6-5 | Texas Tech* | Lubbock, Texas |
| 4/4 | W, 10-4 | Oklahoma State | Stillwater, Okla. |
| 4/5 | W, 6-4 | Evangel | Fayetteville |
| 4/7 | W, 5-4 | TCU* | Fort Worth, Texas |
| 4/8 | W, 8-6 | TCU* | Fort Worth, Texas |
| 4/8 | W, 11-3 | TCU* | Fort Worth, Texas |
| 4/9 | W, 11-1 | Southeastern (Okla.) St. | Fayetteville |
| 4/10 | L, 8-10 | Dallas Baptist | Fayetteville |
| 4/11 | W, 7-4 | Missouri | Columbia, Mo. |
| 4/14 | W, 8-4 | Baylor* | Fayetteville |
| 4/15 | W, 9-1 | Baylor* | Fayetteville |
| 4/15 | W, 10-3 | Baylor* | Fayetteville |
| 4/19 | W, 9-8 | Northeastern (Okla.) St. | Fayetteville |
| 4/21 | W, 10-2 | Rice* | Houston, Texas |
| 4/22 | L, 1-3 | Rice* | Houston, Texas |
| 4/22 | W, 8-4 | Rice* | Houston, Texas |
| 4/26 | L, 2-3 | Oklahoma | Fayetteville |
| 4/28 | L, 4-5 | Texas* | Fayetteville |
| 4/29 | W, 8-4 | Texas* | Fayetteville |
| 4/29 | W, 14-7 | Texas* | Fayetteville |
| 4/30 | W, 9-4 | Kansas State | Fayetteville |
| 5/1 | L, 2-7 | Kansas State | Fayetteville |
| 5/5 | W, 11-9 (16) | Texas A&M* | College Station, Texas |
| 5/6 | L, 2-3 | Texas A&M* | College Station, Texas |
| 5/7 | L, 0-9 | Texas A&M* | College Station, Texas |
| 5/10 | W, 10-6 | Oklahoma State | Fayetteville |
| 5/18 | L, 3-8 | Texas! | College Station, Texas |
| 5/19 | W, 5-4 | Houston! | College Station, Texas |
| 5/20 | L, 1-9 | Texas! | College Station, Texas |
| 5/25 | L, 5-7 | Le Moyne+ | Waterbury, Conn. |
| 5/26 | W, 8-2 | George W.+ | Waterbury, Conn. |
| 5/28 | W, 9-2 | Illinois+ | Waterbury, Conn. |
| 5/29 | W, 1-0 | Arizona St.+ | Waterbury, Conn. |
| 5/29 | W, 6-5 | Le Moyne+ | Waterbury, Conn. |
| 6/2 | L, 1-3 | Wichita State# | Omaha, Neb. |
| 6/4 | W, 7-3 | North Carolina# | Omaha, Neb. |
| 6/6 | L, 4-8 | Wichita State# | Omaha, Neb. |

* - SWC Game
! - SWC Tournament
+ - NCAA Midwest Regional
- College World Series

1990 (47-15; 16-5 1st SWC)

Norm DeBriyn

| Date | Result | Opponent | Location |
|------|----------|--------------------|----------------|
| 2/16 | W, 12-6 | Missouri Southern | Fayetteville |
| 2/17 | W, 2-1 | Kansas State | Fayetteville |
| 2/17 | W, 5-1 | Kansas State | Fayetteville |
| 2/18 | L, 4-5 | Kansas State | Fayetteville |
| 2/24 | L, 4-10 | Kansas | Fayetteville |
| 2/25 | W, 3-2 | Kansas | Fayetteville |
| 3/2 | W, 12-11 | SMS | Fayetteville |
| 3/3 | W, 14-4 | Saint Louis | Fayetteville |
| 3/3 | W, 10-7 | Saint Louis | Fayetteville |
| 3/4 | W, 9-1 | Northwood Inst. | Fayetteville |
| 3/8 | W, 17-9 | Northwest Mo. St. | Fayetteville |
| 3/9 | W, 8-1 | Wisconsin | Fayetteville |
| 3/9 | L, 4-6 | Wisconsin | Fayetteville |
| 3/10 | W, 9-0 | Wisconsin | Fayetteville |
| 3/10 | W, 16-2 | Wisconsin | Fayetteville |
| 3/12 | W, 5-1 | George Washington | Fresno, Calif. |
| 3/13 | L, 5-6 | BYU | Fresno, Calif. |
| 3/14 | W, 7-4 | Gonzaga | Fresno, Calif. |
| 3/15 | W, 14-0 | Maine | Fresno, Calif. |
| 3/16 | W, 9-2 | Eastern Michigan | Fresno, Calif. |
| 3/17 | W, 6-4 | Fresno State | Fresno, Calif. |
| 3/19 | W, 7-5 | Wisconsin-Osh Kosh | Fayetteville |
| 3/20 | W, 13-2 | Wisconsin-Osh Kosh | Fayetteville |
| 3/21 | W, 6-3 | Louisiana Tech | Fayetteville |
| 3/21 | W, 4-1 | Louisiana Tech | Fayetteville |
| 3/23 | W, 6-1 | Houston* | Houston, Texas |
| 3/24 | W, 6-4 | Houston* | Houston, Texas |
| 3/24 | L, 0-6 | Houston* | Houston, Texas |
| 3/27 | W, 8-3 | Evangel | Fayetteville |

| | | | |
|------|-------------|--------------------|-------------------|
| 3/30 | W, 6-5 | Texas Tech* | Fayetteville |
| 3/31 | W, 7-6 | Texas Tech* | Fayetteville |
| 3/31 | W, 12-4 | Texas Tech* | Fayetteville |
| 4/1 | W, 4-2 | Indiana State | Fayetteville |
| 4/4 | L, 1-5 | School of Ozarks | Fayetteville |
| 4/6 | W, 10-3 | TCU* | Fayetteville |
| 4/7 | W, 4-3 | TCU* | Fayetteville |
| 4/7 | W, 7-3 | TCU* | Fayetteville |
| 4/8 | W, 9-5 | Centenary | Fayetteville |
| 4/13 | W, 13-3 | Baylor* | Waco, Texas |
| 4/14 | L, 1-2 | Baylor* | Waco, Texas |
| 4/14 | W, 3-2 | Baylor* | Waco, Texas |
| 4/16 | W, 10-6 | Dallas Baptist | Fayetteville |
| 4/17 | W, 12-5 | Northeastern State | Fayetteville |
| 4/18 | W, 7-2 | SMS | Fayetteville |
| 4/20 | W, 9-1 | Rice* | Fayetteville |
| 4/21 | L, 1-2 (11) | Rice* | Fayetteville |
| 4/21 | W, 6-5 | Rice* | Fayetteville |
| 4/23 | W, 10-3 | Oral Roberts | Fayetteville |
| 4/24 | W, 7-5 | Oklahoma St. | Stillwater, Okla. |
| 4/27 | W, 13-11 | Texas* | Austin, Texas |
| 4/28 | L, 3-4 | Texas* | Austin, Texas |
| 4/28 | W, 6-5 | Texas* | Austin, Texas |
| 5/5 | L, 3-4 | Texas A&M* | Fayetteville |
| 5/5 | W, 6-2 | Texas A&M* | Fayetteville |
| 5/6 | W, 13-4 | Texas A&M* | Fayetteville |
| 5/12 | W, 6-4 | Wichita State | Wichita, Kan. |
| 5/13 | L, 0-3 | Wichita State | Wichita, Kan. |
| 5/17 | W, 7-5 | Rice! | Austin, Texas |
| 5/18 | L, 4-11 | Texas! | Austin, Texas |
| 5/19 | L, 1-7 | Houston! | Austin, Texas |
| 5/25 | L, 5-8 | Fordham+ | Wichita, Kan. |
| 5/26 | L, 6-7 | Wichita State+ | Wichita, Kan. |

* - SWC Game
! - SWC Tournament Game
+ - NCAA Midwest Regional

1991 (40-22; 10-11 T-4th SWC)

Norm DeBriyn

| Date | Result | Opponent | Location |
|------|-------------|--------------------------|------------------------|
| 2/12 | W, 6-2 | Northeastern (Okla.) St. | Fayetteville |
| 2/15 | W, 7-5 | Missouri Southern | Fayetteville |
| 2/16 | L, 0-6 | Kansas State | Fayetteville |
| 2/16 | W, 3-2 | Kansas State | Fayetteville |
| 2/17 | W, 3-2 (10) | Kansas State | Fayetteville |
| 2/19 | W, 15-5 | School of Ozarks | Fayetteville |
| 2/21 | W, 2-1 | Oral Roberts | Fayetteville |
| 2/22 | W, 8-1 | Kansas | Fayetteville |
| 2/23 | W, 6-5 | Kansas | Fayetteville |
| 2/24 | W, 17-3 | Kansas | Fayetteville |
| 2/27 | W, 12-2 | Hawaii Pacific | Honolulu, Hawaii |
| 2/28 | W, 5-4 | Hawaii Pacific | Honolulu, Hawaii |
| 3/1 | L, 3-9 | Hawaii | Honolulu, Hawaii |
| 3/2 | W, 17-9 | Hawaii | Honolulu, Hawaii |
| 3/2 | L, 1-2 | Hawaii | Honolulu, Hawaii |
| 3/6 | W, 4-3 | Nebraska | Fayetteville |
| 3/6 | L, 3-5 | Nebraska | Fayetteville |
| 3/8 | L, 3-4 | Rice* | Houston, Texas |
| 3/9 | W, 8-4 | Rice* | Houston, Texas |
| 3/9 | L, 8-9 | Rice* | Houston, Texas |
| 3/11 | W, 6-5 | Eastern Michigan | Fayetteville |
| 3/12 | W, 12-4 | Eastern Michigan | Fayetteville |
| 3/13 | W, 7-5 | Northwest Missouri St. | Fayetteville |
| 3/14 | W, 8-3 | New Mexico St. | Shreveport, La. |
| 3/15 | L, 2-3 | New Orleans | Shreveport, La. |
| 3/16 | L, 2-11 | La-Lafayette | Shreveport, La. |
| 3/17 | W, 7-3 | Centenary | Shreveport, La. |
| 3/18 | W, 3-0 | Wisconsin-Osh Kosh | Fayetteville |
| 3/19 | L, 5-9 | Oklahoma State | Stillwater, Okla. |
| 3/20 | W, 11-2 | Oklahoma | Norman, Okla. |
| 3/22 | L, 3-9 | Texas A&M* | College Station, Texas |
| 3/23 | L, 0-2 | Texas A&M* | College Station, Texas |
| 3/23 | W, 7-4 | Texas A&M* | College Station, Texas |
| 3/27 | W, 14-2 | Lamar | Fayetteville |
| 3/28 | W, 6-5 | Lamar | Fayetteville |
| 3/29 | L, 3-4 | Houston* | Fayetteville |
| 3/30 | W, 6-2 | Houston* | Fayetteville |
| 3/30 | L, 5-6 | Houston* | Fayetteville |
| 4/2 | W, 10-0 | Evangel | Fayetteville |
| 4/5 | L, 1-4 | Texas Tech* | Lubbock, Texas |
| 4/6 | W, 18-10 | Texas Tech* | Lubbock, Texas |
| 4/6 | W, 6-2 | Texas Tech* | Lubbock, Texas |
| 4/8 | W, 6-2 | Central Oklahoma | Fayetteville |
| 4/9 | W, 9-4 | Oklahoma State | Fayetteville |
| 4/12 | L, 1-4 | TCU* | Fort Worth, Texas |
| 4/13 | W, 12-2 | TCU* | Fort Worth, Texas |
| 4/14 | W, 12-6 | TCU* | Fort Worth, Texas |
| 4/16 | L, 3-11 | Missouri | Columbia, Mo. |
| 4/19 | W, 13-5 | Baylor* | Fayetteville |
| 4/20 | W, 7-6 | Baylor* | Fayetteville |
| 4/20 | L, 6-7 | Baylor* | Fayetteville |
| 4/22 | L, 4-7 | Dallas Baptist | Fayetteville |
| 4/24 | W, 1-0 | SMS | Fayetteville |
| 4/26 | L, 3-7 | Indiana State | Terre Haute, Ind. |
| 4/27 | W, 6-5 | Indiana State | Terre Haute, Ind. |
| 4/27 | W, 8-3 | Indiana State | Terre Haute, Ind. |
| 4/30 | L, 4-6 | SMS | Springfield, Mo. |
| 5/3 | L, 2-4 | Texas* | Fayetteville |
| 5/4 | L, 2-3 | Texas* | Fayetteville |
| 5/4 | W, 4-2 | Texas* | Fayetteville |
| 5/11 | W, 10-1 | Wichita State | Fayetteville |
| 5/12 | W, 6-5 | Wichita State | Fayetteville |

* - SWC Game

1992 (31-26; 10-13 3rd SEC West)

Norm DeBriyn

| Date | Result | Opponent | Location |
|------|-------------|----------------------|-------------------|
| 2/14 | W, 12-1 | Missouri Southern | Fayetteville |
| 2/15 | L, 13-18 | Kansas State | Fayetteville |
| 2/15 | W, 13-0 | Kansas State | Fayetteville |
| 2/16 | W, 19-9 | Kansas State | Fayetteville |
| 2/21 | W, 13-5 | Kansas | Fayetteville |
| 2/22 | L, 4-7 | Kansas | Fayetteville |
| 2/23 | L, 1-4 | Kansas | Fayetteville |
| 2/28 | W, 9-1 | Central Missouri St. | Fayetteville |
| 2/29 | W, 6-5 (11) | Northwestern State | Fayetteville |
| 3/1 | W, 7-2 | Northwestern State | Fayetteville |
| 3/4 | W, 15-8 | SMS | Fayetteville |
| 3/6 | W, 14-3 | Illinois State | Fayetteville |
| 3/7 | W, 6-5 (10) | Illinois State | Fayetteville |
| 3/8 | W, 15-4 | Illinois State | Fayetteville |
| 3/12 | L, 1-6 | Gonzaga | Seattle, Wash. |
| 3/13 | L, 4-8 | Washington State | Seattle, Wash. |
| 3/14 | W, 1-0 | Tennessee | Seattle, Wash. |
| 3/15 | W, 8-1 | Pacific Lutheran | Seattle, Wash. |
| 3/16 | L, 7-11 | Kansas State | Manhattan, Kan. |
| 3/17 | L, 5-6 | Kansas | Lawrence, Kan. |
| 3/18 | L, 2-3 | Wisconsin-Osh Kosh | Fayetteville |
| 3/21 | W, 1-0 | Georgia* | Athens, Ga. |
| 3/21 | W, 5-3 | Georgia* | Athens, Ga. |
| 3/25 | L, 3-5 | Oral Roberts | Fayetteville |
| 3/26 | W, 13-3 | School of Ozarks | Fayetteville |
| 3/28 | W, 13-3 | South Carolina* | Fayetteville |
| 3/28 | W, 7-2 | South Carolina* | Fayetteville |
| 3/29 | L, 11-20 | South Carolina* | Fayetteville |
| 3/30 | W, 10-0 | Evangel | Fayetteville |
| 3/31 | L, 4-7 | Oklahoma State | Fayetteville |
| 4/4 | L, 6-14 | Kentucky* | Lexington, Ky. |
| 4/4 | W, 10-9 | Kentucky* | Lexington, Ky. |
| 4/5 | L, 7-10 | Kentucky* | Lexington, Ky. |
| 4/7 | W, 5-4 | Wichita State | Wichita, Kan. |
| 4/8 | L, 4-22 | Wichita State | Wichita, Kan. |
| 4/11 | W, 9-7 | Auburn* | Fayetteville |
| 4/11 | W, 4-1 | Auburn* | Fayetteville |
| 4/12 | L, 4-14 | Auburn* | Fayetteville |
| 4/14 | W, 6-5 | Northeastern St. | Fayetteville |
| 4/18 | L, 2-12 | LSU* | Baton Rouge, La. |
| 4/18 | L, 4-12 | LSU* | Baton Rouge, La. |
| 4/19 | L, 4-8 | LSU* | Baton Rouge, La. |
| 4/21 | W, 9-8 (10) | Centenary | Fayetteville |
| 4/23 | W, 13-3 | Dallas Baptist | Fayetteville |
| 4/25 | L, 0-2 | Mississippi State* | Starkville, Miss. |
| 4/25 | L, 2-3 | Mississippi St.* | Starkville, Miss. |
| 4/26 | L, 6-7 | Mississippi St.* | Starkville, Miss. |
| 4/30 | W, 12-10 | SMS | Springfield, Mo. |
| 5/2 | L, 2-11 | Alabama* | Fayetteville |
| 5/2 | L, 3-4 | Alabama* | Fayetteville |
| 5/3 | W, 7-3 | Alabama* | Fayetteville |
| 5/9 | L, 4-8 | Ole Miss* | Fayetteville |
| 5/9 | W, 15-3 | Ole Miss* | Fayetteville |
| 5/10 | W, 10-0 | Ole Miss* | Fayetteville |
| 5/13 | W, 8-6 | S. Carolina! | New Orleans, La. |
| 5/14 | L, 1-8 | LSU! | New Orleans, La. |
| 5/15 | L, 5-9 | S. Carolina! | New Orleans, La. |

* - SEC Game
! - SEC Tournament

1993 (33-26; 11-16 4th SEC West)

Norm DeBriyn

| Date | Result | Opponent | Location |
|------|-------------|-------------------|--------------------|
| 2/13 | W, 17-1 | Missouri Southern | Fayetteville |
| 2/14 | W, 10-5 | Missouri Southern | Fayetteville |
| 2/21 | W, 10-1 | Kansas State | Fayetteville |
| 2/22 | W, 21-5 | Southwest Baptist | Fayetteville |
| 2/27 | L, 1-3 | Kansas | Fayetteville |
| 2/27 | W, 6-4 | Kansas | Fayetteville |
| 2/28 | W, 9-2 | Kansas | Fayetteville |
| 3/5 | W, 11-4 | Minnesota | Minneapolis, Minn. |
| 3/6 | L, 2-3 | Ga Tech | Minneapolis, Minn. |
| 3/7 | L, 5-6 | Cal St Fullerton | Minneapolis, Minn. |
| 3/13 | W, 8-3 | Eastern Illinois | Fayetteville |
| 3/14 | W, 8-7 | Eastern Illinois | Fayetteville |
| 3/14 | W, 7-1 | Eastern Illinois | Fayetteville |
| 3/15 | L, 3-6 | Memphis | Memphis, Tenn. |
| 3/17 | L, 7-8 | Memphis | Memphis, Tenn. |
| 3/20 | W, 12-2 | Northern Illinois | Fayetteville |
| 3/21 | W, 11-3 | Northern Illinois | Fayetteville |
| 3/21 | W, 11-5 | Northern Illinois | Fayetteville |
| 3/23 | W, 8-0 | Oklahoma | Fayetteville |
| 3/24 | W, 8-4 | SMS | Fayetteville |
| 3/25 | W, 5-2 | Northeastern St. | Fayetteville |
| 3/27 | W, 7-2 | Georgia* | Fayetteville |
| 3/27 | W, 11-1 | Georgia* | Fayetteville |
| 3/28 | W, 5-4 (10) | Georgia* | Fayetteville |
| 3/30 | W, 4-3 | Wichita State | Fayetteville |
| 3/31 | W, 13-5 | Oral Roberts | Fayetteville |
| 4/3 | L, 11-18 | South Carolina* | Columbia, S.C. |
| 4/3 | L, 1-8 | South Carolina* | Columbia, S.C. |
| 4/4 | L, 3-5 | South Carolina* | Columbia, S.C. |
| 4/5 | L, 1-9 | Wichita State | Wichita, Kan. |
| 4/9 | W, 1-0 | Kentucky* | Fayetteville |
| 4/10 | L, 3-9 | Kentucky* | Fayetteville |
| 4/10 | W, 8-4 | Kentucky* | Fayetteville |

ALL-TIME RESULTS

1995 (38-23; 13-15 5th SEC West)

Norm DeBriyn

| Date | Result | Opponent | Location |
|------|-------------|--------------------------|--------------------|
| 2/10 | W, 5-4 | Missouri Southern | Fayetteville |
| 2/17 | W, 12-10 | Kansas | Fayetteville |
| 2/18 | W, 8-2 | Kansas | Fayetteville |
| 2/19 | W, 8-6 | Kansas | Fayetteville |
| 2/21 | W, 10-1 | Southwest Baptist | Fayetteville |
| 2/24 | W, 8-5 | Evansville | Fayetteville |
| 2/25 | W, 6-5 | Evansville | Fayetteville |
| 2/26 | L, 2-3 | Evansville | Fayetteville |
| 3/4 | W, 9-7 | TCU | Fayetteville |
| 3/5 | W, 8-4 | TCU | Fayetteville |
| 3/5 | W, 3-2 | TCU | Fayetteville |
| 3/8 | W, 9-8 | Central Missouri St. | Fayetteville |
| 3/10 | W, 10-1 | Southern Miss. | Hattiesburg, Miss. |
| 3/11 | L, 3-4 (12) | Southern Miss. | Hattiesburg, Miss. |
| 3/12 | W, 8-2 | Southern Miss. | Hattiesburg, Miss. |
| 3/15 | W, 7-4 | Wisconsin-Osh Kosh | Fayetteville |
| 3/17 | W, 5-4 | Oregon State | San Jose, Calif. |
| 3/17 | W, 10-3 | Santa Clara | San Jose, Calif. |
| 3/18 | W, 12-8 | San Jose State | San Jose, Calif. |
| 3/19 | W, 7-4 | San Jose State | San Jose, Calif. |
| 3/20 | L, 6-18 | Oklahoma State | Stillwater, Okla. |
| 3/21 | W, 7-0 | Oral Roberts | Tulsa, Okla. |
| 3/22 | L, 9-22 | Oklahoma State | Fayetteville |
| 3/24 | L, 0-7 | Tennessee* | Knoxville, Tenn. |
| 3/25 | L, 4-5 (12) | Tennessee* | Knoxville, Tenn. |
| 3/26 | L, 4-5 | Tennessee* | Knoxville, Tenn. |
| 3/29 | W, 11-0 | Northeastern (Okla.) St. | Fayetteville |
| 3/31 | W, 10-7 | Vanderbilt* | Fayetteville |
| 4/1 | W, 15-5 | Vanderbilt* | Fayetteville |
| 4/2 | L, 6-7 (10) | Vanderbilt* | Fayetteville |
| 4/4 | W, 8-2 (11) | Oral Roberts | Tulsa, Okla. |
| 4/5 | L, 1-5 | Wichita State | Wichita, Kan. |
| 4/7 | W, 5-4 | Florida* | Fayetteville |
| 4/8 | W, 13-5 | Florida* | Fayetteville |
| 4/9 | L, 2-5 | Florida* | Fayetteville |
| 4/12 | W, 10-6 | Southeast Mo. St. | Fayetteville |
| 4/14 | L, 1-7 | Auburn* | Auburn, Ala. |
| 4/15 | L, 1-3 | Auburn* | Auburn, Ala. |
| 4/16 | L, 7-11 | Auburn* | Auburn, Ala. |
| 4/21 | L, 3-10 | LSU* | Fayetteville |
| 4/23 | L, 7-13 | LSU* | Fayetteville |
| 4/23 | W, 5-3 | LSU* | Fayetteville |
| 4/25 | L, 0-5 | Oral Roberts | Tulsa, Okla. |
| 4/26 | W, 9-1 | Oral Roberts | Fayetteville |
| 4/28 | W, 16-1 | Mississippi State* | Fayetteville |
| 4/29 | W, 10-9 | Mississippi State* | Fayetteville |
| 4/30 | W, 12-7 | Mississippi State* | Fayetteville |
| 5/2 | W, 5-2 | Northwestern State | Fayetteville |
| 5/5 | W, 12-4 | Alabama* | Tuscaloosa, Ala. |
| 5/6 | W, 9-3 | Alabama* | Tuscaloosa, Ala. |
| 5/7 | L, 4-7 | Alabama* | Tuscaloosa, Ala. |
| 5/12 | L, 1-3 | Ole Miss* | Oxford, Miss. |
| 5/13 | L, 2-11 | Ole Miss* | Oxford, Miss. |
| 5/14 | W, 5-4 | Ole Miss* | Oxford, Miss. |
| 5/15 | W, 1-0 | Memphis | Memphis, Tenn. |
| 5/18 | W, 5-2 | Ole Miss! | Starkville, Miss. |
| 5/19 | W, 5-2 | Alabama! | Starkville, Miss. |
| 5/20 | L, 7-8 | Alabama! | Starkville, Miss. |
| 5/21 | L, 6-7 | LSU! | Starkville, Miss. |
| 5/27 | L, 3-10 | Stanford+ | Wichita, Kan. |
| 5/28 | L, 10-14 | Texas Tech+ | Wichita, Kan. |

* - SEC Game

! - SEC Western Division Tournament

+- NCAA Midwest I Regional

1996 (39-20; 15-15 4th SEC West)

Norm DeBriyn

| Date | Result | Opponent | Location |
|------|---------|-------------------|--------------------|
| 2/7 | W, 15-2 | Missouri Southern | Fayetteville |
| 2/10 | W, 9-6 | Texas-San Antonio | San Antonio, Texas |
| 2/10 | W, 10-7 | Texas-San Antonio | San Antonio, Texas |
| 2/11 | W, 18-1 | Texas-San Antonio | San Antonio, Texas |
| 2/13 | W, 11-9 | Oklahoma City | Fayetteville |
| 2/16 | W, 13-6 | N. Western St. | Natchitoches, La. |



Norm DeBriyn accepting the 1999 SEC Championship trophy after his Razorbacks posted a 22-8 record in conference play for their first SEC crown.

| | | | |
|------|-------------|--------------------------|-------------------|
| 2/17 | W, 14-5 | N. Western St. | Natchitoches, La. |
| 2/18 | W, 10-5 | N. Western St. | Natchitoches, La. |
| 2/20 | W, 19-7 | Oral Roberts | Fayetteville |
| 2/21 | W, 6-0 | SMS | Springfield, Mo. |
| 2/23 | W, 7-6 (10) | Kansas State | Fayetteville |
| 2/24 | W, 9-5 | Kansas State | Fayetteville |
| 2/25 | W, 11-3 | Kansas State | Fayetteville |
| 2/27 | W, 9-8 | Oklahoma | Fayetteville |
| 3/1 | W, 14-0 | Iowa State | Fayetteville |
| 3/2 | W, 21-5 | Iowa State | Fayetteville |
| 3/3 | W, 12-2 | Iowa State | Fayetteville |
| 3/5 | W, 10-5 | Pittsburg State | Fayetteville |
| 3/9 | L, 3-9 | Tennessee* | Fayetteville |
| 3/9 | L, 3-4 | Tennessee* | Fayetteville |
| 3/10 | W, 15-3 | Tennessee* | Fayetteville |
| 3/13 | W, 5-0 | Wichita State | Fayetteville |
| 3/15 | L, 2-5 | Vanderbilt* | Fayetteville |
| 3/16 | W, 6-3 | Vanderbilt* | Fayetteville |
| 3/17 | W, 16-11 | Vanderbilt* | Fayetteville |
| 3/18 | L, 3-8 | Kansas | Lawrence, Kan. |
| 3/23 | W, 16-9 | Kentucky* | Lexington, Ky. |
| 3/23 | L, 5-6 | Kentucky* | Lexington, Ky. |
| 3/24 | W, 7-5 | Kentucky* | Lexington, Ky. |
| 3/26 | W, 8-3 | Southeast Mo. St. | Fayetteville |
| 3/29 | W, 8-1 | South Carolina* | Fayetteville |
| 3/30 | W, 2-1 | South Carolina* | Fayetteville |
| 3/31 | L, 2-13 | South Carolina* | Fayetteville |
| 4/2 | W, 3-2 | Oral Roberts | Tulsa, Okla. |
| 4/5 | L, 3-7 | Georgia* | Athens, Ga. |
| 4/6 | W, 4-3 | Georgia* | Athens, Ga. |
| 4/7 | L, 6-7 | Georgia* | Athens, Ga. |
| 4/10 | L, 7-8 (10) | Oral Roberts | Tulsa, Okla. |
| 4/13 | W, 9-2 | Auburn* | Fayetteville |
| 4/13 | W, 9-6 | Auburn* | Fayetteville |
| 4/14 | L, 2-4 | Auburn* | Fayetteville |
| 4/16 | W, 4-2 | Missouri Southern | Fayetteville |
| 4/19 | W, 3-2 | LSU* | Baton Rouge, La. |
| 4/20 | L, 4-11 | LSU* | Baton Rouge, La. |
| 4/21 | L, 4-9 | LSU* | Baton Rouge, La. |
| 4/24 | W, 18-5 | Oral Roberts | Fayetteville |
| 4/26 | L, 6-8 | Mississippi St.* | Starkville, Miss. |
| 4/27 | W, 6-2 | Mississippi St.* | Starkville, Miss. |
| 4/28 | L, 6-10 | Mississippi St.* | Starkville, Miss. |
| 5/1 | W, 7-3 | Northeastern (Okla.) St. | Fayetteville |
| 5/3 | W, 9-3 | Alabama* | Fayetteville |
| 5/4 | L, 3-7 | Alabama* | Fayetteville |
| 5/5 | L, 2-3 | Alabama* | Fayetteville |
| 5/10 | W, 18-4 | Ole Miss* | Oxford, Miss. |
| 5/11 | L, 2-3 | Ole Miss* | Oxford, Miss. |
| 5/12 | W, 8-3 | Ole Miss* | Oxford, Miss. |
| 5/15 | L, 5-7 | Kentucky! | Birmingham, Ala. |
| 5/23 | L, 5-6 | Oklahoma St.+ | Lubbock, Texas |
| 5/24 | L, 5-15 | Southern Cal+ | Lubbock, Texas |

* - SEC Game

! - SEC Tournament

+- NCAA Central II Regional

1997 (36-20; 15-14 5th SEC West)

Norm DeBriyn

| Date | Result | Opponent | Location |
|------|---------------|-------------------|-------------------|
| 2/9 | W, 10-6 | Louisiana-Monroe | Fayetteville |
| 2/11 | W, 24-1 | Missouri Southern | Fayetteville |
| 2/14 | W, 26-6 | Iowa | Arlington, Texas |
| 2/15 | L, 6-7 | Kansas State | Arlington, Texas |
| 2/16 | W, 11-1 | Texas-Arlington | Arlington, Texas |
| 2/19 | W, 14-6 | Oklahoma City | Fayetteville |
| 2/22 | W, 8-4 | Texas-San Antonio | Fayetteville |
| 2/22 | W, 13-5 | Texas-San Antonio | Fayetteville |
| 2/23 | L, 2-7 | Texas-San Antonio | Fayetteville |
| 2/28 | W, 6-4 | Navy | Millington, Texas |
| 2/28 | L, 5-8 | Notre Dame | Millington, Texas |
| 3/4 | W, 22-6 | Central Mo. State | Fayetteville |
| 3/7 | L, 3-5 | Tennessee* | Knoxville, Tenn. |
| 3/8 | L, 10-13 | Tennessee* | Knoxville, Tenn. |
| 3/9 | L, 12-13 | Tennessee* | Knoxville, Tenn. |
| 3/10 | W, 21-11 | Iowa State | Fayetteville |
| 3/14 | W, 13-4 | Vanderbilt* | Nashville, Tenn. |
| 3/15 | L, 10-13 (12) | Vanderbilt* | Nashville, Tenn. |

| | | | |
|------|---------------|--------------------|------------------|
| 3/16 | W, 18-5 | Vanderbilt* | Nashville, Tenn. |
| 3/18 | W, 8-5 | Kansas | Fayetteville |
| 3/19 | L, 2-8 | Kansas | Fayetteville |
| 3/21 | L, 5-11 | Kentucky* | Fayetteville |
| 3/22 | W, 9-8(10) | Kentucky* | Fayetteville |
| 3/23 | W, 11-4 | Kentucky* | Fayetteville |
| 3/25 | W, 5-4 | Northwestern State | Fayetteville |
| 3/26 | W, 13-8 | Northwestern State | Fayetteville |
| 3/28 | W, 11-8 | South Carolina* | Columbia, S.C. |
| 3/29 | L, 9-14 | South Carolina* | Columbia, S.C. |
| 3/30 | W, 30-7 | South Carolina* | Columbia, S.C. |
| 4/1 | W, 4-3 | Missouri | Fayetteville |
| 4/2 | W, 12-8 | Missouri Southern | Fayetteville |
| 4/5 | W, 11-2 | Georgia* | Fayetteville |
| 4/5 | W, 15-6 | Georgia* | Fayetteville |
| 4/6 | W, 17-8 | Georgia* | Fayetteville |
| 4/9 | W, 8-0 | Louisiana Tech | Fayetteville |
| 4/9 | W, 3-2 | Louisiana Tech | Fayetteville |
| 4/11 | W, 14-13 (10) | Ole Miss* | Fayetteville |
| 4/12 | W, 12-7 | Ole Miss* | Fayetteville |
| 4/13 | W, 8-6 | Ole Miss* | Fayetteville |
| 4/15 | W, 8-6 | Missouri | Columbia, Mo. |
| 4/16 | W, 24-3 | Northeastern St. | Fayetteville |
| 4/18 | L, 4-11 | Auburn* | Auburn, Ala. |
| 4/19 | W, 9-5 | Auburn* | Auburn, Ala. |
| 4/20 | L, 3-12 | Auburn* | Auburn, Ala. |
| 4/22 | W, 11-6 | Oral Roberts | Tulsa, Okla. |
| 4/23 | W, 15-5 | Oral Roberts | Fayetteville |
| 4/25 | L, 10-11 | Alabama* | Tuscaloosa, Ala. |
| 4/26 | L, 2-13 | Alabama* | Tuscaloosa, Ala. |
| 4/29 | L, 7-9 (10) | Wichita State | Wichita, Kan. |
| 5/2 | L, 8-13 | LSU* | Fayetteville |
| 5/3 | L, 5-11 | LSU* | Fayetteville |
| 5/4 | W, 16-1 | LSU* | Fayetteville |
| 5/9 | W, 8-5 | Mississippi State* | Fayetteville |
| 5/10 | L, 5-13 | Mississippi State* | Fayetteville |
| 5/11 | L, 10-17 | Mississippi State* | Fayetteville |
| 5/14 | L, 3-7 | Auburn! | Columbus, Ga. |

* - SEC Game

! - SEC Tournament

1998 (38-21; 13-14 5th SEC West)

Norm DeBriyn

| Date | Result | Opponent | Location |
|------|---------------|--------------------|--------------------|
| 2/11 | W, 24-5 | Missouri Southern | Fayetteville |
| 2/14 | W, 4-1 | Texas-San Antonio | San Antonio, Texas |
| 2/15 | W, 10-5 | Texas-San Antonio | San Antonio, Texas |
| 2/18 | W, 13-4 | Pittsburg State | Fayetteville |
| 2/20 | W, 16-0 | Eastern Illinois | Fayetteville |
| 2/21 | L, 4-5 | Eastern Illinois | Fayetteville |
| 2/22 | W, 8-1 | Eastern Illinois | Fayetteville |
| 2/23 | W, 20-2 | Southwest Baptist | Fayetteville |
| 2/24 | L, 2-4 | SMS | Fayetteville |
| 2/27 | W, 9-0 | Tulane | New Orleans, La. |
| 2/28 | W, 6-5 (10) | LSU | New Orleans, La. |
| 3/1 | L, 6-13 | New Orleans | New Orleans, La. |
| 3/4 | W, 9-6 | Oklahoma City | Fayetteville |
| 3/6 | W, 11-1 | South Carolina* | Fayetteville |
| 3/8 | W, 17-16 | South Carolina* | Fayetteville |
| 3/10 | W, 9-1 | Baylor | Fayetteville |
| 3/13 | W, 5-3 | Vanderbilt* | Fayetteville |
| 3/14 | W, 10-4 | Vanderbilt* | Fayetteville |
| 3/15 | L, 4-9 | Vanderbilt* | Fayetteville |
| 3/18 | W, 12-7 | Kansas | Lawrence, Kan. |
| 3/20 | L, 5-9 | LSU* | Baton Rouge, La. |
| 3/21 | L, 3-6 | LSU* | Baton Rouge, La. |
| 3/22 | L, 6-27 | LSU* | Baton Rouge, La. |
| 3/24 | W, 4-2 | Central Michigan | Fayetteville |
| 3/25 | W, 7-2 | Central Michigan | Fayetteville |
| 3/27 | W, 12-10 | Ole Miss* | Oxford, Miss. |
| 3/28 | W, 16-8 | Ole Miss* | Oxford, Miss. |
| 3/29 | L, 10-13 | Ole Miss* | Oxford, Miss. |
| 3/31 | W, 19-8 | Louisiana Tech | Fayetteville |
| 4/1 | L, 3-7 | Oklahoma State | Tulsa, Okla. |
| 4/3 | W, 11-8 | Alabama* | Fayetteville |
| 4/4 | L, 1-9 | Alabama* | Fayetteville |
| 4/5 | L, 3-5 | Alabama* | Fayetteville |
| 4/7 | W, 5-3 | Long Beach State | Fayetteville |
| 4/8 | W, 12-9 | Long Beach State | Fayetteville |
| 4/10 | L, 2-11 | Auburn* | Fayetteville |
| 4/11 | L, 5-6 | Auburn* | Fayetteville |
| 4/12 | W, 4-2 | Auburn* | Fayetteville |
| 4/15 | W, 19-7 | Oral Roberts | Fayetteville |
| 4/17 | W, 11-8 | Tennessee* | Knoxville, Tenn. |
| 4/21 | W, 11-2 | Missouri Southern | Fayetteville |
| 4/22 | W, 8-5 | Oral Roberts | Tulsa, Okla. |
| 4/24 | W, 17-1 | Kentucky* | Lexington, Ky. |
| 4/25 | L, 5-15 | Kentucky* | Lexington, Ky. |
| 4/26 | L, 3-4 | Kentucky* | Lexington, Ky. |
| 4/28 | W, 16-5 | Wichita State | Fayetteville |
| 5/1 | L, 6-7 | Florida* | Fayetteville |
| 5/2 | L, 9-13 | Florida* | Fayetteville |
| 5/3 | W, 4-3 | Florida* | Fayetteville |
| 5/8 | W, 14-10 (10) | Mississippi St.* | Starkville, Miss. |
| 5/9 | L, 3-17 | Mississippi St.* | Starkville, Miss. |
| 5/10 | W, 8-3 | Mississippi St.* | Starkville, Miss. |
| 5/13 | W, 8-4 | LSU! | Hoover, Ala. |
| 5/14 | W, 10-3 | Mississippi State! | Hoover, Ala. |
| 5/16 | W, 7-3 | Mississippi State! | Hoover, Ala. |
| 5/17 | L, 5-7 | Auburn! | Hoover, Ala. |
| 5/21 | L, 4-8 | Arizona State+ | Hoover, Ala. |
| 5/22 | W, 3-2 (11) | Wichita State+ | Wichita, Kan. |
| 5/23 | L, 0-2 | Georgia Tech+ | Wichita, Kan. |

* - SEC Game

! - SEC Tournament

+- NCAA Midwest Regional



Ryan Lundquist is Arkansas' single-season home run leader with 24 in 1997.

1999 (42-23; 22-8 SEC Champs)

Norm DeBriyn

| Date | Result | Opponent | Location |
|------|-------------|--------------------|--------------------|
| 2/6 | W, 7-6 | Missouri Southern | Fayetteville |
| 2/12 | L, 2-6 | La-Lafayette | Lafayette, La. |
| 2/13 | L, 6-8 | Louisiana-Monroe | Lafayette, La. |
| 2/14 | L, 8-10 | Dallas Baptist | Lafayette, La. |
| 2/19 | W, 12-2 | Texas-San Antonio | Fayetteville |
| 2/20 | W, 10-4 | Iowa State | Fayetteville |
| 2/21 | W, 5-3 | Texas-San Antonio | Fayetteville |
| 2/21 | W, 18-7 | Iowa State | Fayetteville |
| 2/23 | W, 10-8 | Oklahoma City | Fayetteville |
| 2/26 | W, 8-3 | Eastern Illinois | Fayetteville |
| 2/27 | W, 17-2 | Eastern Illinois | Fayetteville |
| 2/28 | W, 10-3 | Eastern Illinois | Fayetteville |
| 3/2 | L, 3-9 | SMS | Springfield, Mo. |
| 3/5 | L, 4-5 (12) | Long Beach St. | Long Beach, Calif. |
| 3/6 | W, 11-4 | Long Beach St. | Long Beach, Calif. |
| 3/7 | L, 0-8 | Long Beach St. | Long Beach, Calif. |
| 3/12 | L, 4-11 | Auburn* | Auburn, Ala. |
| 3/13 | W, 20-9 | Auburn* | Auburn, Ala. |
| 3/14 | L, 12-13 | Auburn* | Auburn, Ala. |
| 3/16 | W, 10-3 | Louisiana Tech | Ruston, La. |
| 3/17 | W, 10-8 | Louisiana-Monroe | Monroe, La. |
| 3/19 | W, 11-4 | LSU* | Fayetteville |
| 3/20 | L, 4-10 | LSU* | Fayetteville |
| 3/21 | W, 7-6 | LSU* | Fayetteville |
| 3/23 | W, 7-6 | Kansas | Fayetteville |
| 3/24 | L, 6-9 | Kansas | Fayetteville |
| 3/26 | W, 10-6 | Tennessee* | Fayetteville |
| 3/27 | W, 7-3 | Tennessee* | Fayetteville |
| 3/28 | W, 13-12 | Tennessee* | Fayetteville |
| 3/31 | W, 18-12 | Centenary | Fayetteville |
| 4/2 | W, 8-1 | Florida* | Gainesville, Fla. |
| 4/3 | W, 6-5 | Florida* | Gainesville, Fla. |
| 4/4 | W, 10-5 | Florida* | Gainesville, Fla. |
| 4/6 | L, 3-6 | UCLA | Fayetteville |
| 4/7 | L, 4-5 | UCLA | Fayetteville |
| 4/9 | W, 10-12 | Kentucky* | Fayetteville |
| 4/10 | W, 15-1 | Kentucky* | Fayetteville |
| 4/11 | W, 9-5 | Kentucky* | Fayetteville |
| 4/14 | W, 15-6 | Oral Roberts | Tulsa, Okla. |
| 4/16 | L, 5-6 | Vanderbilt* | Nashville, Tenn. |
| 4/17 | W, 5-2 | Vanderbilt* | Nashville, Tenn. |
| 4/18 | W, 10-7 | Vanderbilt* | Nashville, Tenn. |
| 4/21 | L, 5-12 | Oral Roberts | Fayetteville |
| 4/23 | L, 3-8 | Alabama* | Tuscaloosa, Ala. |
| 4/24 | L, 8-15 | Alabama* | Tuscaloosa, Ala. |
| 4/25 | L, 8-9 | Alabama* | Tuscaloosa, Ala. |
| 4/27 | L, 4-5 (14) | Wichita State | Wichita, Kan. |
| 4/30 | W, 6-4 | Mississippi State* | Fayetteville |
| 5/1 | W, 7-4 | Mississippi State* | Fayetteville |
| 5/2 | W, 7-5 | Mississippi State* | Fayetteville |
| 5/7 | W, 8-1 | Ole Miss* | Fayetteville |
| 5/8 | W, 9-4 | Ole Miss* | Fayetteville |
| 5/9 | W, 8-2 | Ole Miss* | Fayetteville |
| 5/14 | W, 8-2 | South Carolina* | Columbia, S.C. |
| 5/15 | L, 6-16 | South Carolina* | Columbia, S.C. |
| 5/16 | W, 13-5 | South Carolina* | Columbia, S.C. |
| 5/19 | W, 6-4 | Kentucky! | Hoover, Ala. |
| 5/20 | L, 2-3 (11) | Auburn! | Hoover, Ala. |
| 5/21 | W, 9-8 | LSU! | Hoover, Ala. |
| 5/22 | W, 9-5 | Auburn! | Hoover, Ala. |
| 5/22 | W, 9-6 | Auburn! | Hoover, Ala. |
| 5/23 | L, 3-9 | Alabama! | Hoover, Ala. |
| 5/28 | W, 10-6 | Delaware+ | Fayetteville |
| 5/29 | L, 8-9 (10) | SMS+ | Fayetteville |
| 5/29 | L, 4-12 | Clemson+ | Fayetteville |

ALL-TIME RESULTS



Dave Van Horn became Razorback Baseball's fourth head coach since 1950 when he was hired prior to the 2003 season. He has taken Arkansas to the College World Series in four of his 13 seasons.

2000 (24-30; 8-20 6th SEC West)
Norm DeBriyn

| Date | Result | Opponent | Location |
|------|-------------|-------------------|-------------------|
| 2/5 | W, 18-5 | Missouri Southern | Fayetteville |
| 2/11 | W, 4-3 | Southeast Mo. St | Fayetteville |
| 2/12 | W, 3-1 | Southeast Mo. St | Fayetteville |
| 2/13 | L, 7-8 | Southeast Mo. St | Fayetteville |
| 2/18 | W, 1-0 | Washington St. | Arlington, Texas |
| 2/19 | L, 5-8 | Texas-Arlington | Arlington, Texas |
| 2/20 | L, 2-13 | Nebraska | Arlington, Texas |
| 2/22 | W, 7-3 | Oklahoma City | Fayetteville |
| 2/25 | L, 8-9 | Long Beach State | Fayetteville |
| 2/26 | L, 3-16 | Long Beach State | Fayetteville |
| 2/27 | L, 6-8 | Long Beach State | Fayetteville |
| 2/29 | W, 7-6 (10) | Centenary | Fayetteville |
| 3/1 | W, 21-9 | Centenary | Fayetteville |
| 3/4 | W, 15-5 | Miami (Ohio) | Fayetteville |
| 3/5 | W, 5-1 | Miami (Ohio) | Fayetteville |
| 3/7 | W, 7-4 | Saint Louis | Fayetteville |
| 3/8 | W, 14-4 | Saint Louis | Fayetteville |
| 3/10 | W, 10-5 | Tennessee* | Knoxville, Tenn. |
| 3/11 | W, 14-5 | Tennessee* | Knoxville, Tenn. |
| 3/12 | L, 0-14 | Tennessee* | Knoxville, Tenn. |
| 3/14 | L, 4-10 | Nebraska | Fayetteville |
| 3/15 | L, 3-10 | Nebraska | Fayetteville |
| 3/17 | L, 6-11 | Auburn* | Fayetteville |
| 3/18 | L, 7-10 | Auburn* | Fayetteville |
| 3/19 | L, 11-21 | Auburn* | Fayetteville |
| 3/21 | W, 10-8 | Oklahoma State | Stillwater, Okla. |
| 3/22 | W, 10-3 | Kansas | Lawrence, Kan. |
| 3/24 | L, 7-8 (11) | Florida* | Fayetteville |
| 3/25 | L, 7-8 (10) | Florida* | Fayetteville |
| 3/26 | L, 4-7 | Florida* | Fayetteville |
| 3/28 | L, 1-2 | Oklahoma State | Fayetteville |
| 3/31 | L, 2-3 | Mississippi St.* | Starkville, Miss. |
| 4/7 | L, 3-12 | LSU* | Baton Rouge, La. |
| 4/8 | L, 5-12 | LSU* | Baton Rouge, La. |
| 4/9 | L, 11-17 | LSU* | Baton Rouge, La. |
| 4/11 | W, 5-4 | Oral Roberts | Tulsa, Okla. |
| 4/14 | L, 5-6 | Alabama* | Fayetteville |
| 4/15 | L, 7-8 | Alabama* | Fayetteville |
| 4/16 | L, 8-9 | Alabama* | Fayetteville |
| 4/18 | L, 4-8 | Oral Roberts | Fayetteville |
| 4/21 | L, 2-10 | Georgia* | Athens, Ga. |
| 4/22 | L, 8-14 | Georgia* | Athens, Ga. |
| 4/23 | L, 5-15 | Georgia* | Athens, Ga. |
| 4/25 | W, 15-14 | Wichita State | Wichita, Kan. |
| 4/28 | L, 6-7 | Kentucky* | Fayetteville |
| 4/29 | W, 12-10 | Kentucky* | Fayetteville |
| 4/30 | W, 8-5 | Kentucky* | Fayetteville |
| 5/2 | W, 7-2 | SMS | Fayetteville |
| 5/5 | L, 2-8 | South Carolina* | Fayetteville |
| 5/6 | W, 11-10 | South Carolina* | Fayetteville |
| 5/7 | W, 9-3 | South Carolina* | Fayetteville |
| 5/12 | W, 6-1 | Ole Miss* | Oxford, Miss. |
| 5/13 | L, 5-12 | Ole Miss* | Oxford, Miss. |
| 5/14 | W, 8-1 | Ole Miss* | Oxford, Miss. |

* - SEC Game

2001 (27-29; 11-19 6th SEC West)
Norm DeBriyn

| Date | Result | Opponent | Location |
|------|----------|--------------------|--------------------|
| 2/4 | W, 25-6 | Missouri Southern | Fayetteville |
| 2/9 | L, 6-7 | Texas-San Antonio | San Antonio, Texas |
| 2/10 | L, 2-4 | Texas-San Antonio | San Antonio, Texas |
| 2/11 | W, 4-1 | Texas-San Antonio | San Antonio, Texas |
| 2/17 | W, 12-4 | Long Beach State | Fayetteville |
| 2/18 | W, 6-3 | Long Beach State | Fayetteville |
| 2/21 | W, 14-4 | Oklahoma City | Fayetteville |
| 2/23 | W, 6-2 | Eastern Illinois | Fayetteville |
| 2/25 | W, 10-4 | Eastern Illinois | Fayetteville |
| 2/25 | W, 17-4 | Eastern Illinois | Fayetteville |
| 2/27 | L, 4-8 | Northwestern State | Fayetteville |
| 3/2 | L, 0-6 | Minnesota | Minneapolis, Minn. |
| 3/3 | W, 6-4 | San Diego St. | Minneapolis, Minn. |
| 3/4 | L, 2-8 | Miami (Fla.) | Minneapolis, Minn. |
| 3/6 | L, 1-4 | Evansville | Fayetteville |
| 3/7 | W, 5-1 | Evansville | Fayetteville |
| 3/9 | L, 5-16 | South Carolina* | Columbia, S.C. |
| 3/10 | L, 4-7 | South Carolina* | Columbia, S.C. |
| 3/11 | L, 3-9 | South Carolina* | Columbia, S.C. |
| 3/13 | L, 0-5 | Wichita State | Wichita, Kan. |
| 3/16 | W, 8-5 | Georgia* | Fayetteville |
| 3/17 | W, 20-3 | Georgia* | Fayetteville |
| 3/18 | L, 6-7 | Georgia* | Fayetteville |
| 3/20 | W, 2-0 | Kansas State | Shreveport, La. |
| 3/20 | L, 1-12 | Louisiana Tech | Shreveport, La. |
| 3/21 | W, 5-0 | Centenary | Shreveport, La. |
| 3/23 | L, 4-7 | Florida* | Gainesville, Fla. |
| 3/24 | L, 4-8 | Florida* | Gainesville, Fla. |
| 3/25 | L, 1-4 | Florida* | Gainesville, Fla. |
| 3/27 | W, 6-5 | Kansas | Fayetteville |
| 3/30 | W, 6-5 | Mississippi State* | Fayetteville |
| 3/31 | L, 3-9 | Mississippi State* | Fayetteville |
| 4/1 | L, 2-10 | Mississippi State* | Fayetteville |
| 4/3 | L, 9-10 | SMS | Springfield, Mo. |
| 4/6 | W, 3-2 | Ole Miss* | Fayetteville |
| 4/7 | L, 6-11 | Ole Miss* | Fayetteville |
| 4/8 | W, 10-3 | Ole Miss* | Fayetteville |
| 4/10 | W, 5-4 | Oklahoma | Norman, Okla. |
| 4/13 | L, 1-10 | Auburn* | Auburn, Ala. |
| 4/14 | L, 4-11 | Auburn* | Auburn, Ala. |
| 4/15 | L, 5-10 | Auburn* | Auburn, Ala. |
| 4/17 | W, 4-2 | Oral Roberts | Tulsa, Okla. |
| 4/20 | L, 7-8 | Tennessee* | Knoxville, Tenn. |
| 4/21 | L, 3-6 | Tennessee* | Knoxville, Tenn. |
| 4/22 | W, 14-1 | Tennessee* | Knoxville, Tenn. |
| 4/24 | L, 5-6 | Oklahoma State | Tulsa, Okla. |
| 4/27 | L, 4-5 | Kentucky* | Lexington, Ky. |
| 4/28 | W, 16-11 | Kentucky* | Lexington, Ky. |
| 4/29 | W, 9-5 | Kentucky* | Lexington, Ky. |
| 5/1 | W, 10-0 | Oral Roberts | Fayetteville |
| 5/4 | W, 8-1 | LSU* | Fayetteville |
| 5/5 | W, 5-4 | LSU* | Fayetteville |
| 5/6 | W, 4-3 | LSU* | Fayetteville |
| 5/11 | L, 6-11 | Alabama* | Tuscaloosa, Ala. |
| 5/12 | L, 9-10 | Alabama* | Tuscaloosa, Ala. |
| 5/13 | L, 6-8 | Alabama* | Tuscaloosa, Ala. |

* - SEC Game

2002 (35-28; 13-14 5th SEC West)
Norm DeBriyn

| Date | Result | Opponent | Location |
|------|---------------|-------------------|--------------------|
| 2/11 | W, 13-1 | Missouri Southern | Fayetteville |
| 2/12 | W, 5-4 | Oklahoma City | Fayetteville |
| 2/15 | W, 18-1 | Air Force | Arlington, Texas |
| 2/16 | L, 2-3 | SMS | Arlington, Texas |
| 2/17 | W, 7-1 | Texas-Arlington | Arlington, Texas |
| 2/22 | L, 1-7 | Long Beach St. | Long Beach, Calif. |
| 2/23 | L, 0-4 | Long Beach St. | Long Beach, Calif. |
| 2/24 | W, 5-3 | Long Beach St. | Long Beach, Calif. |
| 2/27 | W, 7-1 | Missouri Valley | Fayetteville |
| 3/5 | W, 10-1 | SMS | Fayetteville |
| 3/8 | W, 5-2 | McNeese State | Fayetteville |
| 3/9 | L, 9-14 | McNeese State | Fayetteville |
| 3/10 | L, 1-4 | McNeese State | Fayetteville |
| 3/12 | L, 1-7 | Oklahoma | Norman, Okla. |
| 3/15 | L, 3-10 | Georgia* | Athens, Ga. |
| 3/16 | L, 4-8 | Georgia* | Athens, Ga. |
| 3/17 | W, 16-12 (10) | Georgia* | Athens, Ga. |
| 3/19 | W, 11-10 | Missouri | Columbia, Mo. |
| 3/20 | W, 6-4 | Saint Louis | St. Louis, Mo. |
| 3/22 | L, 5-9 | Alabama* | Fayetteville |
| 3/23 | W, 10-0 | Alabama* | Fayetteville |
| 3/24 | L, 1-4 | Alabama* | Fayetteville |
| 3/26 | W, 16-4 | Centenary | Fayetteville |
| 3/27 | W, 10-2 | Centenary | Fayetteville |
| 3/30 | L, 3-4 | Vanderbilt* | Nashville, Tenn. |
| 4/3 | W, 7-4 | SMS | Springfield, Mo. |
| 4/5 | W, 7-4 | South Carolina* | Fayetteville |
| 4/6 | W, 8-7 (15) | South Carolina* | Fayetteville |
| 4/9 | W, 9-6 | Oklahoma | Fayetteville |
| 4/12 | L, 4-17 | Mississippi St.* | Starkville, Miss. |
| 4/13 | W, 7-3 | Mississippi St.* | Starkville, Miss. |
| 4/14 | L, 4-6 | Mississippi St.* | Starkville, Miss. |
| 4/16 | W, 14-0 | Oral Roberts | Tulsa, Okla. |
| 4/17 | W, 5-1 | Pittsburg State | Fayetteville |
| 4/19 | L, 9-14 | Tennessee* | Fayetteville |
| 4/20 | W, 7-6 (12) | Tennessee* | Fayetteville |
| 4/21 | W, 9-2 | Tennessee* | Fayetteville |
| 4/23 | L, 2-3 | Wichita State | Fayetteville |
| 4/26 | L, 2-3 | LSU* | Baton Rouge, La. |
| 4/27 | L, 0-8 | LSU* | Baton Rouge, La. |
| 4/28 | L, 5-13 | LSU* | Baton Rouge, La. |
| 4/30 | W, 6-3 | Oral Roberts | Fayetteville |
| 5/1 | L, 7-10 | SMS | Fayetteville |
| 5/3 | W, 5-1 | Kentucky* | Fayetteville |
| 5/4 | L, 2-5 | Kentucky* | Fayetteville |
| 5/5 | L, 0-1 | Kentucky* | Fayetteville |
| 5/10 | W, 5-4 | Ole Miss* | Oxford, Miss. |
| 5/11 | W, 11-5 | Ole Miss* | Oxford, Miss. |
| 5/12 | W, 10-8 | Ole Miss* | Oxford, Miss. |
| 5/14 | L, 1-5 | Southeast Mo. St. | Fayetteville |
| 5/15 | L, 4-5 | Southeast Mo. St. | Fayetteville |
| 5/17 | W, 18-5 | Auburn* | Fayetteville |
| 5/18 | L, 3-7 | Auburn* | Fayetteville |
| 5/19 | W, 4-1 | Auburn* | Fayetteville |
| 5/22 | L, 1-10 | South Carolina! | Hoover, Ala. |
| 5/23 | W, 7-3 | Auburn! | Hoover, Ala. |
| 5/24 | L, 1-4 | South Carolina! | Hoover, Ala. |
| 5/31 | W, 8-5 | Oklahoma* | Wichita, Kan. |
| 6/1 | W, 7-6 | Oral Roberts+ | Wichita, Kan. |
| 6/2 | W, 11-6 | Oral Roberts+ | Wichita, Kan. |
| 6/7 | W, 9-6 | Clemson\$ | Clemson, S.C. |
| 6/8 | L, 7-8 | Clemson\$ | Clemson, S.C. |
| 6/9 | L, 4-7 | Clemson\$ | Clemson, S.C. |

* - SEC Game

! - SEC Tournament

+ - NCAA Wichita Regional

\$ - NCAA Clemson Super Regional

2003 (35-22; 14-16 6th SEC West)
Dave Van Horn

| Date | Result | Opponent | Location |
|------|-------------|--------------------|------------------|
| 2/11 | W, 9-5 | Creighton | Fayetteville |
| 2/14 | W, 5-1 | Eastern Illinois | Fayetteville |
| 2/15 | W, 17-3 | Eastern Illinois | Fayetteville |
| 2/21 | W, 8-1 | Navy | Memphis, Tenn. |
| 2/23 | W, 10-9 | Memphis | Memphis, Tenn. |
| 3/1 | W, 8-7 (11) | Illinois-Chicago | Fayetteville |
| 3/1 | W, 6-4 | Illinois-Chicago | Fayetteville |
| 3/2 | W, 13-2 | Illinois-Chicago | Fayetteville |
| 3/4 | W, 6-2 | Western Michigan | Fayetteville |
| 3/5 | W, 4-3 | Western Michigan | Fayetteville |
| 3/7 | L, 8-9 | Kansas State | Manhattan, Kan. |
| 3/9 | W, 12-4 | Kansas State | Fayetteville |
| 3/10 | W, 4-3 | Kansas State | Fayetteville |
| 3/10 | W, 18-5 | Kansas State | Fayetteville |
| 3/11 | W, 2-1 | Kansas | Fayetteville |
| 3/14 | L, 2-7 | South Carolina* | Columbia, S.C. |
| 3/16 | W, 2-1 | South Carolina* | Columbia, S.C. |
| 3/16 | W, 4-1 | South Carolina* | Columbia, S.C. |
| 3/19 | W, 14-9 | Centenary | Shreveport, La. |
| 3/19 | W, 19-7 | Louisiana Tech | Shreveport, La. |
| 3/21 | L, 3-4 (10) | Mississippi State* | Fayetteville |
| 3/22 | L, 3-8 | Mississippi State* | Fayetteville |
| 3/23 | L, 1-5 | Mississippi State* | Fayetteville |
| 3/25 | W, 5-4 | SMS | Fayetteville |
| 3/28 | W, 9-2 | Kentucky* | Lexington, Ky. |
| 3/29 | W, 2-1 | Kentucky* | Lexington, Ky. |
| 3/30 | W, 10-9 | Kentucky* | Lexington, Ky. |
| 4/1 | W, 9-3 | Oral Roberts | Fayetteville |
| 4/4 | W, 9-4 | Georgia* | Fayetteville |
| 4/5 | W, 14-3 | Georgia* | Fayetteville |
| 4/6 | L, 4-10 | Georgia* | Fayetteville |
| 4/11 | L, 4-6 | Vanderbilt* | Fayetteville |
| 4/12 | W, 17-7 | Vanderbilt* | Fayetteville |
| 4/13 | W, 8-5 | Vanderbilt* | Fayetteville |
| 4/15 | W, 8-2 | Oral Roberts | Tulsa, Okla. |
| 4/18 | W, 9-7 | Auburn* | Auburn, Ala. |
| 4/19 | W, 11-6 | Auburn* | Auburn, Ala. |
| 4/20 | L, 2-5 | Auburn* | Auburn, Ala. |
| 4/22 | L, 5-6 (10) | Wichita State | Wichita, Kan. |
| 4/25 | L, 2-10 | Alabama* | Tuscaloosa, Ala. |
| 4/26 | L, 3-6 | Alabama* | Tuscaloosa, Ala. |
| 4/27 | L, 2-14 | Alabama* | Tuscaloosa, Ala. |
| 4/29 | W, 7-3 | Missouri Southern | Fayetteville |
| 5/2 | L, 2-5 | Ole Miss* | Fayetteville |
| 5/3 | W, 7-6 | Ole Miss* | Fayetteville |
| 5/4 | W, 6-3 | Ole Miss* | Fayetteville |
| 5/9 | L, 0-1 (12) | Tennessee* | Knoxville, Tenn. |
| 5/10 | L, 1-8 | Tennessee* | Knoxville, Tenn. |
| 5/11 | L, 3-4 (11) | Tennessee* | Knoxville, Tenn. |
| 5/16 | L, 3-11 | LSU* | Fayetteville |
| 5/17 | W, 6-5 (10) | LSU* | Fayetteville |
| 5/18 | L, 2-6 | LSU* | Fayetteville |
| 5/22 | L, 4-5 | LSU! | Hoover, Ala. |
| 5/23 | L, 7-8 (11) | Ole Miss! | Hoover, Ala. |
| 5/30 | L, 2-3 | Lamar+ | Austin, Texas |
| 5/31 | W, 10-7 | Bucknell+ | Austin, Texas |
| 5/31 | L, 6-7 (11) | Lamar+ | Austin, Texas |

! - SEC Game

+ - SEC Tournament

* - NCAA Austin Regional



Cliff Lee was a fourth-round draft pick in 2000 by the Montreal Expos. He won the 2008 American League Cy Young Award with the Cleveland Indians and is a four-time All-Star for the Indians and the Philadelphia Phillies.

ALL-TIME RESULTS

2004 (45-24; 19-11 SEC Champs)

Dave Van Horn

| Date | Result | Opponent | Location |
|------|-------------|--------------------|------------------------|
| 2/13 | W, 2-0 | Louisiana Tech | Fayetteville |
| 2/14 | W, 22-2 | Louisiana Tech | Fayetteville |
| 2/15 | W, 13-2 | Louisiana Tech | Fayetteville |
| 2/20 | W, 14-7 | St. John's | Fayetteville |
| 2/21 | W, 6-5 | St. John's | Fayetteville |
| 2/22 | W, 14-3 | St. John's | Fayetteville |
| 2/24 | W, 7-1 | McNeese State | Fayetteville |
| 2/25 | W, 7-2 | McNeese State | Fayetteville |
| 2/27 | L, 1-3 | New Mexico | College Station, Texas |
| 2/27 | L, 5-7 | Texas A&M | College Station, Texas |
| 2/28 | W, 13-3 | New Mexico | College Station, Texas |
| 2/28 | W, 6-4 | Texas A&M | College Station, Texas |
| 2/29 | L, 7-9 | Texas A&M | College Station, Texas |
| 2/29 | W, 5-2 | New Mexico | College Station, Texas |
| 3/6 | L, 1-4 | Texas-Pan Am | Edinburg, Texas |
| 3/7 | L, 4-11 | Texas-Pan Am | Edinburg, Texas |
| 3/12 | W, 4-3 | Illinois-Chicago | Fayetteville |
| 3/14 | L, 1-9 | Illinois-Chicago | Fayetteville |
| 3/16 | W, 10-9 | Centenary | Fayetteville |
| 3/17 | W, 15-3 | Centenary | Fayetteville |
| 3/19 | L, 1-11 | Florida* | Gainesville, Fla. |
| 3/20 | W, 8-2 | Florida* | Gainesville, Fla. |
| 3/21 | L, 6-7 (10) | Florida* | Gainesville, Fla. |
| 3/26 | W, 5-3 | South Carolina* | Fayetteville |
| 3/27 | W, 5-4 | South Carolina* | Fayetteville |
| 3/28 | L, 2-10 | South Carolina* | Fayetteville |
| 3/30 | W, 10-4 | Wichita State | Fayetteville |
| 4/2 | L, 3-6 | Alabama* | Fayetteville |
| 4/3 | W, 7-2 | Alabama* | Fayetteville |
| 4/4 | W, 11-6 | Alabama* | Fayetteville |
| 4/6 | L, 5-6 (16) | SMS | Fayetteville |
| 4/9 | W, 11-8 | LSU* | Baton Rouge, La. |
| 4/10 | W, 11-10 | LSU* | Baton Rouge, La. |
| 4/11 | W, 7-5 | LSU* | Baton Rouge, La. |
| 4/13 | L, 4-6 | Oral Roberts | Fayetteville |
| 4/16 | W, 6-3 | Vanderbilt* | Nashville, Tenn. |
| 4/17 | W, 9-4 | Vanderbilt* | Nashville, Tenn. |
| 4/18 | L, 8-14 | Vanderbilt* | Nashville, Tenn. |
| 4/20 | W, 5-2 | Oklahoma State | Fayetteville |
| 4/23 | W, 9-4 | Kentucky* | Fayetteville |
| 4/24 | W, 5-4 | Kentucky* | Fayetteville |
| 4/25 | W, 11-10 | Kentucky* | Fayetteville |
| 4/27 | W, 8-4 | Oral Roberts | Tulsa, Okla. |
| 4/30 | L, 3-9 | Tennessee* | Fayetteville |
| 5/1 | W, 4-1 | Tennessee* | Fayetteville |
| 5/2 | W, 5-3 | Tennessee* | Fayetteville |
| 5/7 | L, 0-1 | Ole Miss* | Oxford, Miss. |
| 5/8 | W, 3-1 | Ole Miss* | Oxford, Miss. |
| 5/9 | L, 3-5 | Ole Miss* | Oxford, Miss. |
| 5/11 | W, 13-2 | Texas-Pan American | Fayetteville |
| 5/15 | L, 2-3 | Mississippi State* | Starkville, Miss. |
| 5/16 | L, 4-5 | Mississippi State* | Starkville, Miss. |
| 5/16 | W, 4-2 | Mississippi State* | Starkville, Miss. |
| 5/21 | W, 9-7 | Auburn* | Fayetteville |
| 5/22 | L, 4-7 | Auburn* | Fayetteville |
| 5/23 | W, 15-3 | Auburn* | Fayetteville |
| 5/26 | L, 6-8 | Tennessee! | Hoover, Ala. |
| 5/27 | W, 4-3 | Ole Miss! | Hoover, Ala. |
| 5/28 | W, 4-1 | Tennessee! | Hoover, Ala. |
| 5/29 | L, 2-3 | South Carolina! | Hoover, Ala. |
| 6/4 | W, 4-1 | Le Moyne+ | Fayetteville |
| 6/5 | L, 1-4 | Wichita State+ | Fayetteville |
| 6/5 | W, 10-7 | Missouri+ | Fayetteville |
| 6/6 | W, 11-9 | Wichita State+ | Fayetteville |
| 6/6 | W, 4-3 | Wichita State+ | Fayetteville |
| 6/11 | W, 7-5 | Florida State\$ | Fayetteville |
| 6/12 | W, 4-2 | Florida State\$ | Fayetteville |
| 6/18 | L, 2-13 | Texas# | Omaha, Neb. |
| 6/19 | L, 2-7 | Arizona# | Omaha, Neb. |

* - SEC Game
! - SEC Tournament
+ - NCAA Fayetteville Regional
\$ - NCAA Fayetteville Super Regional
- College World Series




Scott Hode hit .293 with seven home runs and a team-leading 53 RBI to lead Arkansas to the College World Series in 2004.

2005 (39-22; 13-17 T-5th SEC West)

Dave Van Horn

| Date | Result | Opponent | Location |
|------|-------------|--------------------|-------------------|
| 2/11 | W, 13-3 | Dallas Baptist | Dallas, Texas |
| 2/12 | W, 8-1 | Dallas Baptist | Arlington, Texas |
| 2/13 | W, 2-1 | Texas-Arlington | Arlington, Texas |
| 2/13 | W, 4-1 (12) | Texas-Arlington | Arlington, Texas |
| 2/18 | W, 5-2 | Louisiana Tech | Ruston, La. |
| 2/19 | L, 8-10 | Louisiana Tech | Ruston, La. |
| 2/20 | W, 9-4 | Louisiana Tech | Ruston, La. |
| 2/25 | W, 5-4 | Minnesota | Fayetteville |
| 2/26 | W, 12-3 | Minnesota | Fayetteville |
| 2/27 | W, 4-3 | Minnesota | Fayetteville |
| 3/3 | W, 7-4 | Illinois-Chicago | Fayetteville |
| 3/5 | W, 15-4 | Illinois-Chicago | Fayetteville |
| 3/6 | W, 9-2 | Illinois-Chicago | Fayetteville |
| 3/8 | W, 11-7 | Oklahoma State | Stillwater, Okla. |
| 3/11 | W, 17-2 | Eastern Illinois | Fayetteville |
| 3/12 | W, 12-1 | Eastern Illinois | Fayetteville |
| 3/13 | W, 6-0 | Eastern Illinois | Fayetteville |
| 3/18 | W, 9-1 | South Carolina* | Columbia, S.C. |
| 3/19 | L, 3-12 | South Carolina* | Columbia, S.C. |
| 3/20 | W, 5-3 | South Carolina* | Columbia, S.C. |
| 3/22 | W, 10-1 | Centenary | Shreveport, La. |
| 3/23 | W, 14-1 | Centenary | Shreveport, La. |
| 3/25 | L, 3-5 | Mississippi State* | Fayetteville |
| 3/26 | L, 4-13 | Mississippi State* | Fayetteville |
| 3/27 | W, 10-5 | Mississippi State* | Fayetteville |
| 4/1 | L, 1-5 | Auburn* | Auburn, Ala. |
| 4/2 | L, 7-8 | Auburn* | Auburn, Ala. |
| 4/3 | W, 8-6 | Auburn* | Auburn, Ala. |
| 4/5 | W, 9-3 | Northern Colorado | Fayetteville |
| 4/6 | W, 7-4 | Northern Colorado | Fayetteville |
| 4/8 | W, 6-5 | Vanderbilt* | Fayetteville |
| 4/9 | W, 5-4 (10) | Vanderbilt* | Fayetteville |
| 4/10 | W, 3-0 | Vanderbilt* | Fayetteville |
| 4/12 | W, 15-8 | Oral Roberts | Tulsa, Okla. |
| 4/13 | W, 14-5 | SMS | Fayetteville |
| 4/15 | W, 4-1 | Tennessee* | Knoxville, Tenn. |
| 4/16 | L, 2-8 | Tennessee* | Knoxville, Tenn. |
| 4/17 | L, 3-4 | Tennessee* | Knoxville, Tenn. |
| 4/19 | W, 9-4 | SMS | Springfield, Mo. |
| 4/22 | L, 7-10 | LSU* | Fayetteville |
| 4/23 | L, 0-7 | LSU* | Fayetteville |
| 4/24 | L, 0-6 | LSU* | Fayetteville |
| 4/26 | W, 5-2 | Oral Roberts | Fayetteville |
| 4/30 | W, 8-5 | Kentucky* | Lexington, Ky. |
| 4/30 | L, 8-11 | Kentucky* | Lexington, Ky. |
| 5/1 | L, 1-7 | Kentucky* | Lexington, Ky. |
| 5/6 | W, 4-1 | Florida* | Fayetteville |
| 5/7 | W, 3-2 (10) | Florida* | Fayetteville |
| 5/8 | L, 10-11 | Florida* | Fayetteville |
| 5/13 | W, 5-4 | Alabama* | Tuscaloosa, Ala. |
| 5/14 | L, 2-5 | Alabama* | Tuscaloosa, Ala. |
| 5/15 | W, 3-2 | Alabama* | Tuscaloosa, Ala. |
| 5/20 | L, 3-5 | Ole Miss* | Fayetteville |
| 5/21 | L, 2-10 | Ole Miss* | Fayetteville |
| 5/22 | L, 1-9 | Ole Miss* | Fayetteville |
| 5/25 | L, 8-9 | Florida! | Hoover, Ala. |
| 5/26 | L, 4-5 | Alabama! | Hoover, Ala. |
| 6/3 | W, 9-5 | Miami (Ohio)+ | Austin, Texas |
| 6/4 | W, 9-2 | Texas+ | Austin, Texas |
| 6/5 | L, 8-19 | Texas+ | Austin, Texas |
| 6/6 | L, 2-5 | Texas+ | Austin, Texas |

* - SEC Game
! - SEC Tournament
+ - NCAA Austin Regional



Jess Todd was an integral part of Arkansas' stellar pitching staff in 2007. He was one of three pitchers to be drafted in the first two rounds of the MLB Draft.

2006 (39-21; 18-12 2nd SEC West)

Dave Van Horn

| Date | Result | Opponent | Location |
|------|-------------|----------------------|-------------------|
| 2/10 | W, 4-1 | George Mason^ | Mobile, Ala. |
| 2/11 | W, 3-0 | Oklahoma State^ | Mobile, Ala. |
| 2/12 | W, 8-7 | South Alabama^ | Mobile, Ala. |
| 2/17 | W, 5-2 | TCU% | Edinburg, Texas |
| 2/18 | W, 15-7 | SF Austin% | Edinburg, Texas |
| 2/19 | W, 13-2 | Texas-Pan Am% | Edinburg, Texas |
| 2/24 | W, 10-9 | Louisiana Tech | Fayetteville |
| 2/24 | W, 13-2 | Louisiana Tech | Fayetteville |
| 2/25 | W, 10-2 | Louisiana Tech | Fayetteville |
| 2/28 | L, 2-5 | Washington\$ | Honolulu, Hawaii |
| 3/1 | W, 12-4 | Texas-Arlington\$ | Honolulu |
| 3/2 | W, 5-1 | Hawaii\$ | Honolulu |
| 3/3 | W, 5-3 | Texas-Arlington\$ | Honolulu |
| 3/4 | W, 7-1 | Texas-Arlington\$ | Honolulu |
| 3/10 | W, 6-5 | Cal State Northridge | Fayetteville |
| 3/11 | W, 8-1 | Cal State Northridge | Fayetteville |
| 3/12 | W, 8-6 | Cal State Northridge | Fayetteville |
| 3/17 | L, 3-6 | Florida* | Gainesville, Fla. |
| 3/18 | W, 4-2 | Florida* | Gainesville, Fla. |
| 3/19 | L, 7-8 | Florida* | Gainesville, Fla. |
| 3/21 | W, 10-2 | Centenary | Fayetteville |
| 3/22 | W, 8-5 | Centenary | Fayetteville |
| 3/24 | L, 0-2 | Georgia* | Fayetteville |
| 3/25 | L, 7-8 | Georgia* | Fayetteville |
| 3/26 | W, 5-4 (10) | Georgia* | Fayetteville |
| 3/28 | W, 4-3 (11) | Wichita State | Wichita, Kan. |
| 3/31 | W, 6-1 | Tennessee* | Fayetteville |
| 4/1 | L, 6-11 | Tennessee* | Fayetteville |
| 4/2 | W, 13-11 | Tennessee* | Fayetteville |
| 4/4 | L, 5-10 | Missouri State | Fayetteville |
| 4/7 | L, 1-7 | Vanderbilt* | Nashville, Tenn. |
| 4/8 | W, 5-3 | Vanderbilt* | Nashville, Tenn. |
| 4/9 | W, 4-3 | Vanderbilt* | Nashville, Tenn. |
| 4/11 | L, 2-4 | Missouri State | Springfield, Mo. |
| 4/14 | W, 10-9 | Kentucky* | Fayetteville |
| 4/15 | W, 10-6 | Kentucky* | Fayetteville |
| 4/16 | L, 5-7 | Kentucky* | Fayetteville |
| 4/18 | W, 2-1 | Northern Colorado | Fayetteville |
| 4/19 | L, 2-4 | Northern Colorado | Fayetteville |
| 4/22 | W, 6-2 | Mississippi State* | Starkville, Miss. |
| 4/22 | L, 8-9 | Mississippi State* | Starkville, Miss. |
| 4/23 | W, 6-4 | Mississippi State* | Starkville, Miss. |
| 4/28 | L, 6-7 | LSU* | Baton Rouge, La. |
| 4/29 | W, 4-2 | LSU* | Baton Rouge, La. |
| 4/30 | L, 5-7 | LSU* | Baton Rouge, La. |
| 5/2 | L, 4-5 | Oral Roberts | Tulsa, Okla. |
| 5/5 | W, 4-3 (11) | Alabama* | Fayetteville |
| 5/6 | W, 13-6 | Alabama* | Fayetteville |
| 5/7 | W, 5-3 | Alabama* | Fayetteville |
| 5/12 | W, 12-3 | Ole Miss* | Oxford, Miss. |
| 5/13 | L, 3-7 | Ole Miss* | Oxford, Miss. |
| 5/14 | L, 4-5 | Ole Miss* | Oxford, Miss. |
| 5/18 | W, 6-3 | Auburn* | Fayetteville |
| 5/19 | W, 10-5 | Auburn* | Fayetteville |
| 5/20 | W, 11-2 | Auburn* | Fayetteville |
| 5/24 | L, 4-9 | Ole Miss! | Hoover, Ala. |
| 5/25 | L, 3-4 | Alabama! | Hoover, Ala. |
| 6/2 | L, 3-4 (11) | Oral Roberts+ | Fayetteville |
| 6/3 | W, 6-2 | Princeton+ | Fayetteville |
| 6/4 | L, 5-6 | Oklahoma State+ | Fayetteville |

^ - Jaguar Invitational
% - Al Oglethorpe Classic
\$ - Rainbow Baseball Tournament
* - SEC Game
! - SEC Tournament
+ - NCAA Fayetteville Regional

2007 (43-21; 18-12 1st SEC West)

Dave Van Horn

| Date | Result | Opponent | Location |
|------|-------------|--------------------|--------------------|
| 2/2 | W, 4-2 | Louisiana Tech | Ruston, La. |
| 2/3 | L, 2-9 | Louisiana Tech | Ruston, La. |
| 2/4 | W, 6-2 | Louisiana Tech | Ruston, La. |
| 2/9 | W, 13-1 | Troy | Troy, Ala. |
| 2/10 | L, 8-13 | Troy | Troy, Ala. |
| 2/11 | W, 16-2 | Troy | Troy, Ala. |
| 2/18 | W, 8-3 | Wisc.-Milwaukee | Fayetteville |
| 2/18 | W, 28-2 | Wisc.-Milwaukee | Fayetteville |
| 2/19 | W, 8-1 | Wisc.-Milwaukee | Fayetteville |
| 2/23 | W, 12-1 | Illinois State | Fayetteville |
| 2/24 | L, 10-12 | Illinois State | Fayetteville |
| 2/25 | W, 9-8 (10) | Illinois State | Fayetteville |
| 3/2 | L, 4-5 | Ole Miss* | Minneapolis, Minn. |
| 3/4 | W, 5-1 | Minnesota* | Minneapolis, Minn. |
| 3/4 | L, 5-10 | Minnesota* | Minneapolis, Minn. |
| 3/9 | W, 8-7 | Kansas | Fayetteville |
| 3/10 | W, 4-0 | Kansas | Fayetteville |
| 3/11 | W, 5-2 | Kansas | Fayetteville |
| 3/13 | W, 10-2 | Oral Roberts | Fayetteville |
| 3/16 | W, 10-2 | Kentucky* | Lexington, Ky. |
| 3/17 | L, 5-7 | Kentucky* | Lexington, Ky. |
| 3/18 | W, 14-5 | Kentucky* | Lexington, Ky. |
| 3/21 | W, 16-14 | Centenary | Shreveport, La. |
| 3/23 | W, 8-7 (10) | Vanderbilt | Fayetteville |
| 3/24 | L, 3-6 | Vanderbilt | Fayetteville |
| 3/25 | W, 8-3 | Vanderbilt | Fayetteville |
| 3/27 | L, 3-5 | Oral Roberts | Tulsa, Okla. |
| 3/30 | W, 6-2 | Tennessee* | Knoxville, Tenn. |
| 3/31 | W, 4-3 | Tennessee* | Knoxville, Tenn. |
| 4/1 | W, 11-7 | Tennessee* | Knoxville, Tenn. |
| 4/3 | W, 14-6 | Northern Colorado | Fayetteville |
| 4/4 | W, 9-7 | Northern Colorado | Fayetteville |
| 4/6 | L, 9-11 | Mississippi State* | Fayetteville |
| 4/7 | L, 1-2 | Mississippi State* | Fayetteville |
| 4/8 | W, 9-3 | Mississippi State* | Fayetteville |
| 4/11 | W, 2-0 | Missouri State | Fayetteville |
| 4/14 | W, 14-3 | Florida* | Fayetteville |
| 4/14 | W, 7-1 | Florida* | Fayetteville |
| 4/15 | W, 10-7 | Florida* | Fayetteville |
| 4/18 | W, 16-2 | Missouri State | Springfield, Mo. |
| 4/20 | L, 1-6 | Georgia* | Athens, Ga. |
| 4/21 | W, 7-6 (10) | Georgia* | Athens, Ga. |
| 4/22 | W, 9-3 | Georgia* | Athens, Ga. |
| 4/25 | W, 10-2 | Wichita State | Fayetteville |
| 4/27 | W, 12-1 | Auburn* | Auburn, Ala. |
| 4/28 | L, 9-11 | Auburn* | Auburn, Ala. |
| 4/29 | W, 8-1 | Auburn* | Auburn, Ala. |
| 5/4 | L, 5-6 | LSU* | Fayetteville |
| 5/5 | W, 5-0 | LSU* | Fayetteville |
| 5/6 | L, 3-5 | LSU* | Fayetteville |
| 5/11 | L, 0-10 | Alabama* | Tuscaloosa, Ala. |
| 5/12 | W, 12-5 | Alabama* | Tuscaloosa, Ala. |
| 5/13 | L, 5-9 | Alabama* | Tuscaloosa, Ala. |
| 5/17 | L, 4-5 | Ole Miss* | Fayetteville |
| 5/18 | W, 4-3 (10) | Ole Miss* | Fayetteville |
| 5/19 | L, 0-5 | Ole Miss* | Fayetteville |
| 5/23 | W, 6-0 | Alabama! | Hoover, Ala. |
| 5/24 | W, 6-0 | South Carolina! | Hoover, Ala. |
| 5/26 | W, 3-2 | South Carolina! | Hoover, Ala. |
| 5/27 | L, 4-7 | Vanderbilt! | Hoover, Ala. |
| 6/1 | W, 9-0 | Albany+ | Fayetteville |
| 6/2 | L, 3-14 | Oklahoma State+ | Fayetteville |
| 6/3 | W, 6-0 | Creighton+ | Fayetteville |
| 6/3 | L, 6-7 | Oklahoma State+ | Fayetteville |

^ - Dairy Queen Classic
* - SEC Game
! - SEC Tournament
+ - NCAA Fayetteville Regional

ALL-TIME RESULTS

2008 (34-24; 14-15 4th SEC West)

Dave Van Horn

| Date | Result | Opponent | Location |
|------|---------------|------------------------|------------------------|
| 2/22 | W, 9-4 | Wright State | Fayetteville |
| 2/23 | W, 5-4 | Wright State | Fayetteville |
| 2/24 | W, 7-3 | Wright State | Fayetteville |
| 2/27 | W, 2-1 | Kansas | Fayetteville |
| 2/29 | W, 9-8 | La Tech* | College Station, Texas |
| 3/1 | L, 7-15 | Texas A&M* | College Station, Texas |
| 3/2 | W, 8-6 | Ohio State* | College Station, Texas |
| 3/5 | W, 13-1 | South Dakota State | Fayetteville |
| 3/5 | W, 20-4 | South Dakota State | Fayetteville |
| 3/7 | W, 14-5 | Siena | Fayetteville |
| 3/8 | W, 17-2 | Siena | Fayetteville |
| 3/9 | W, 10-4 | Siena | Fayetteville |
| 3/11 | L, 5-6 | Arizona State | Tempe, Ariz. |
| 3/12 | L, 4-7 | Arizona State | Tempe, Ariz. |
| 3/14 | W, 5-1 | Georgia* | Fayetteville |
| 3/15 | L, 11-15 | Georgia* | Fayetteville |
| 3/16 | L, 2-13 | Georgia* | Fayetteville |
| 3/18 | L, 1-6 | Nebraska | Lincoln, Neb. |
| 3/19 | W, 9-4 | Nebraska | Lincoln, Neb. |
| 3/21 | L, 7-8 (11) | LSU* | Baton Rouge, La. |
| 3/22 | W, 14-13 (10) | LSU* | Baton Rouge, La. |
| 3/23 | L, 2-4 | LSU* | Baton Rouge, La. |
| 3/25 | W, 9-0 | Centenary | Fayetteville |
| 3/26 | L, 1-5 | Centenary | Fayetteville |
| 3/29 | L, 5-6 (12) | Vanderbilt* | Nashville, Tenn. |
| 3/30 | L, 2-6 | Vanderbilt* | Nashville, Tenn. |
| 4/1 | W, 7-6 (10) | Missouri State | Springfield, Mo. |
| 4/4 | L, 2-5 | Auburn* | Fayetteville |
| 4/5 | W, 5-4 | Auburn* | Fayetteville |
| 4/6 | L, 10-12 (10) | Auburn* | Fayetteville |
| 4/8 | L, 4-9 | Oral Roberts | Fayetteville |
| 4/11 | W, 2-1 | Florida* | Gainesville, Fla. |
| 4/12 | L, 1-6 | Florida* | Gainesville, Fla. |
| 4/13 | W, 10-4 | Florida* | Gainesville, Fla. |
| 4/15 | L, 2-12 | Oral Roberts | Tulsa, Okla. |
| 4/16 | W, 9-1 | Alcorn State | Fayetteville |
| 4/18 | W, 5-4 | Tennessee* | Fayetteville |
| 4/19 | W, 5-4 (10) | Tennessee* | Fayetteville |
| 4/20 | L, 6-7 (10) | Tennessee* | Fayetteville |
| 4/22 | W, 9-2 | Northern Colorado | Fayetteville |
| 4/23 | W, 9-1 | Northern Colorado | Fayetteville |
| 4/25 | L, 4-12 | Ole Miss* | Oxford, Miss. |
| 4/26 | W, 13-11 (10) | Ole Miss* | Oxford, Miss. |
| 4/27 | W, 12-4 | Ole Miss* | Oxford, Miss. |
| 4/30 | W, 14-6 | Missouri State | Fayetteville |
| 5/2 | L, 7-11 | Alabama* | Fayetteville |
| 5/3 | L, 6-11 | Alabama* | Fayetteville |
| 5/4 | W, 5-4 | Alabama* | Fayetteville |
| 5/9 | W, 12-11 | South Carolina* | Fayetteville |
| 5/10 | W, 6-3 | South Carolina* | Fayetteville |
| 5/11 | W, 4-2 | South Carolina* | Fayetteville |
| 5/12 | W, 12-3 | Mississippi Valley St. | Fayetteville |
| 5/15 | L, 5-6 | Mississippi State* | Starkville, Miss. |
| 5/16 | L, 5-6 | Mississippi State* | Starkville, Miss. |
| 5/17 | W, 15-10 | Mississippi State* | Starkville, Miss. |
| 5/19 | W, 12-6 | Western Illinois | Fayetteville |
| 5/30 | L, 3-4 | Pepperdine+ | Palo Alto, Calif. |
| 5/31 | L, 1-5 | Stanford+ | Palo Alto, Calif. |

* - SEC Game

+ - NCAA Stanford Regional

2009 (41-24; 14-15 4th SEC West)

Dave Van Horn

| Date | Result | Opponent | Location |
|------|--------------|--------------------|------------------|
| 2/20 | W, 4-2 | Washington State | Fayetteville |
| 2/20 | W, 7-5 (10) | Washington State | Fayetteville |
| 2/22 | W, 4-3 | Washington State | Fayetteville |
| 2/24 | L, 3-9 | Kansas | Fayetteville |
| 2/25 | W, 9-8 (10) | Kansas | Fayetteville |
| 2/27 | W, 8-7 (10) | Western Illinois | Fayetteville |
| 3/3 | W, 7-3 | Valparaiso | Fayetteville |
| 3/6 | W, 5-4 (10) | California | Fayetteville |
| 3/7 | L, 6-12 | California | Fayetteville |
| 3/8 | W, 13-3 | California | Fayetteville |
| 3/10 | L, 3-8 | Centenary | Shreveport, La. |
| 3/13 | W, 11-4 | Florida* | Fayetteville |
| 3/14 | W, 8-4 | Florida* | Fayetteville |
| 3/15 | W, 4-2 | Florida* | Fayetteville |
| 3/17 | W, 7-3 | Nebraska | Fayetteville |
| 3/18 | L, 4-7 | Nebraska | Fayetteville |
| 3/20 | W, 3-2 | Auburn* | Auburn, Ala. |
| 3/21 | W, 10-6 | Auburn* | Auburn, Ala. |
| 3/22 | W, 12-6 | Auburn* | Auburn, Ala. |
| 3/25 | W, 10-0 | Missouri State | Fayetteville |
| 3/27 | W, 20-9 | Mississippi State* | Fayetteville |
| 3/29 | W, 5-1 | Mississippi State* | Fayetteville |
| 3/29 | L, 4-12 | Mississippi State* | Fayetteville |
| 3/31 | W, 2-0 | Missouri State | Springfield, Mo. |
| 4/3 | W, 6-4 | South Carolina* | Columbia, S.C. |
| 4/4 | L, 1-9 | South Carolina* | Columbia, S.C. |
| 4/5 | W, 7-4 | South Carolina* | Columbia, S.C. |
| 4/7 | W, 7-3 | Arizona State | Fayetteville |
| 4/8 | W, 8-7 | Arizona State | Fayetteville |
| 4/10 | L, 0-9 | Vanderbilt* | Fayetteville |
| 4/11 | L, 6-13 | Vanderbilt* | Fayetteville |
| 4/14 | L, 2-3 | ULM | Fayetteville |
| 4/15 | W, 10-9 (10) | ULM | Fayetteville |
| 4/17 | L, 3-4 | Georgia* | Athens, Ga. |
| 4/18 | L, 3-4 | Georgia* | Athens, Ga. |
| 4/19 | W, 2-0 | Georgia* | Athens, Ga. |
| 4/21 | W, 9-6 | Oral Roberts | Tulsa, Okla. |
| 4/24 | W, 9-3 | Tennessee* | Knoxville, Tenn. |
| 4/25 | L, 4-5 | Tennessee* | Knoxville, Tenn. |

| | | | |
|------|-------------|--------------------|-------------------|
| 4/26 | W, 15-8 | Tennessee* | Knoxville, Tenn. |
| 4/28 | W, 8-7 (10) | Oklahoma | Fayetteville |
| 5/2 | W, 11-4 | LSU* | Fayetteville |
| 5/2 | L, 0-5 | LSU* | Fayetteville |
| 5/3 | L, 3-4 | LSU* | Fayetteville |
| 5/8 | L, 1-2 | Alabama* | Tuscaloosa, Ala. |
| 5/9 | L, 6-8 | Alabama* | Tuscaloosa, Ala. |
| 5/10 | L, 5-6 | Alabama* | Tuscaloosa, Ala. |
| 5/12 | W, 3-2 | Oral Roberts | Fayetteville |
| 5/14 | L, 5-7 | Ole Miss* | Fayetteville |
| 5/15 | L, 3-9 | Ole Miss* | Fayetteville |
| 5/16 | L, 3-16 | Ole Miss* | Fayetteville |
| 5/20 | W, 8-5 | Florida! | Hoover, Ala. |
| 5/21 | L, 1-2 (10) | Georgia! | Hoover, Ala. |
| 5/22 | W, 10-7 | Florida! | Hoover, Ala. |
| 5/23 | L, 1-11 (7) | Vanderbilt! | Hoover, Ala. |
| 5/29 | W, 10-3 | Washington St. + | Norman, Okla. |
| 5/30 | W, 17-6 | Oklahoma+ | Norman, Okla. |
| 5/31 | W, 11-0 | Oklahoma+ | Norman, Okla. |
| 6/5 | W, 7-2 | Florida State\$ | Tallahassee, Fla. |
| 6/6 | W, 9-8 | Florida State\$ | Tallahassee, Fla. |
| 6/13 | W, 10-6 | Cal St. Fullerton# | Omaha, Neb. |
| 6/15 | L, 1-9 | LSU# | Omaha, Neb. |
| 6/17 | W, 4-3 (12) | Virginia# | Omaha, Neb. |
| 6/19 | L, 5-14 | LSU# | Omaha, Neb. |

* - SEC Game

! - SEC Tournament

+ - NCAA Norman Regional

\$ - NCAA Tallahassee Super Regional

- College World Series

2010 (43-21; 18-12 2nd SEC West)

Dave Van Horn

| Date | Result | Opponent | Location |
|------|-------------|--------------------|----------------------|
| 2/19 | W, 10-2 | Ball State | Fayetteville |
| 2/20 | L, 2-5 | Ball State | Fayetteville |
| 2/21 | W, 9-3 | Ball State | Fayetteville |
| 2/26 | W, 10-1 | Troy | Fayetteville |
| 2/27 | W, 10-8 | Troy | Fayetteville |
| 2/28 | W, 7-6 | Troy | Fayetteville |
| 3/2 | W, 15-3 | Kansas | Fayetteville |
| 3/5 | W, 7-3 | California | Berkeley, Calif. |
| 3/6 | W, 9-5 | California | Berkeley, Calif. |
| 3/7 | L, 0-6 | California | Berkeley, Calif. |
| 3/9 | L, 2-3 | South Dakota State | Fayetteville |
| 3/10 | W, 21-2 | South Dakota State | Fayetteville |
| 3/12 | W, 14-6 | Wisc.-Milwaukee | Fayetteville |
| 3/13 | W, 7-0 | Wisc.-Milwaukee | Fayetteville |
| 3/14 | W, 3-2 (10) | Wisc.-Milwaukee | Fayetteville |
| 3/19 | W, 6-3 | LSU* | Baton Rouge, La. |
| 3/20 | L, 7-8 | LSU* | Baton Rouge, La. |
| 3/21 | L, 1-5 | LSU* | Baton Rouge, La. |
| 3/23 | W, 3-2 | McNeese State | Lake Charles, La. |
| 3/24 | W, 7-6 | McNeese State | Lake Charles, La. |
| 3/26 | W, 9-8 | Alabama* | Fayetteville |
| 3/27 | W, 4-3 | Alabama* | Fayetteville |
| 3/28 | W, 10-5 | Alabama* | Fayetteville |
| 3/30 | W, 18-2 | Centenary | Fayetteville |
| 3/31 | W, 9-4 | Centenary | Fayetteville |
| 4/2 | L, 8-12 | Kentucky* | Fayetteville |
| 4/3 | W, 10-1 | Kentucky* | Fayetteville |
| 4/4 | W, 17-16 | Kentucky* | Fayetteville |
| 4/7 | W, 32-8 | Saint Louis | Fayetteville |
| 4/9 | W, 8-3 | Mississippi State* | Starkville, Miss. |
| 4/10 | W, 8-5 | Mississippi State* | Starkville, Miss. |
| 4/11 | W, 13-3 | Mississippi State* | Starkville, Miss. |
| 4/13 | W, 4-3 (11) | New Mexico | Fayetteville |
| 4/14 | W, 5-4 | New Mexico | Fayetteville |
| 4/16 | W, 10-2 | Georgia* | Fayetteville |
| 4/17 | W, 10-2 | Georgia* | Fayetteville |
| 4/18 | W, 13-5 | Georgia* | Fayetteville |
| 4/20 | W, 9-5 | Oral Roberts | Fayetteville |
| 4/23 | W, 8-3 | Florida* | Gainesville, Fla. |
| 4/24 | L, 2-8 | Florida* | Gainesville, Fla. |
| 4/25 | L, 1-2 | Florida* | Gainesville, Fla. |
| 4/28 | W, 5-4 | Missouri State | Fayetteville |
| 4/30 | W, 9-4 | Auburn* | Fayetteville |
| 5/1 | L, 7-8 | Auburn* | Fayetteville |
| 5/2 | L, 2-13 | Auburn* | Fayetteville |
| 5/7 | W, 11-4 | Ole Miss* | Oxford, Miss. |
| 5/8 | L, 2-3 | Ole Miss* | Oxford, Miss. |
| 5/9 | W, 7-0 | Ole Miss* | Oxford, Miss. |
| 5/11 | W, 5-4 (10) | La Tech% | N. Little Rock, Ark. |
| 5/14 | L, 2-3 | South Carolina* | Fayetteville |
| 5/15 | L, 0-5 | South Carolina* | Fayetteville |
| 5/16 | L, 3-5 | South Carolina* | Fayetteville |
| 5/18 | L, 2-5 | Oklahoma | Norman, Okla. |
| 5/20 | L, 3-4 | Vanderbilt* | Nashville, Tenn. |
| 5/21 | W, 4-3 | Vanderbilt* | Nashville, Tenn. |
| 5/22 | W, 7-5 | Vanderbilt* | Nashville, Tenn. |
| 5/26 | L, 0-2 | Vanderbilt! | Hoover, Ala. |
| 5/27 | L, 4-5 | Florida! | Hoover, Ala. |
| 6/4 | W, 19-7 | Grambling State+ | Fayetteville |
| 6/5 | W, 6-4 | Washington State+ | Fayetteville |
| 6/6 | L, 7-10 | Washington State+ | Fayetteville |
| 6/7 | W, 7-2 | Washington State+ | Fayetteville |
| 6/12 | L, 6-7 (12) | Arizona State\$ | Tempe, Ariz. |
| 6/13 | L, 5-7 (12) | Arizona State\$ | Tempe, Ariz. |

* - SEC Game

% - Game played at Dickey-Stephens Park

! - SEC Tournament

+ - NCAA Fayetteville Regional

\$ - NCAA Tempe Super Regional

2011 (40-22; 15-15 1st SEC West)

Dave Van Horn

| Date | Result | Opponent | Location |
|------|-------------|--------------------|----------------------|
| 2/18 | W, 5-0 | Delaware State | Fayetteville |
| 2/19 | W, 9-2 | Delaware State | Fayetteville |
| 2/20 | W, 10-0 | Delaware State | Fayetteville |
| 2/25 | W, 3-2 | Utah | Fayetteville |
| 2/26 | W, 5-4 | Utah | Fayetteville |
| 2/27 | W, 10-1 | Utah | Fayetteville |
| 3/1 | L, 6-8 | McNeese State | Fayetteville |
| 3/2 | W, 8-3 | McNeese State | Fayetteville |
| 3/4 | W, 15-6 | Wisc.-Milwaukee | Fayetteville |
| 3/5 | W, 13-9 | Wisc.-Milwaukee | Fayetteville |
| 3/6 | W, 7-3 | Wisc.-Milwaukee | Fayetteville |
| 3/10 | W, 12-4 | San Diego St. | San Diego, Calif. |
| 3/11 | W, 11-6 | San Diego St. | San Diego, Calif. |
| 3/12 | L, 2-3 | San Diego St. | San Diego, Calif. |
| 3/13 | W, 5-2 | San Diego St. | San Diego, Calif. |
| 3/15 | W, 4-2 | Kansas | Fayetteville |
| 3/18 | W, 6-5 (11) | Auburn* | Auburn, Ala. |
| 3/19 | L, 5-9 | Auburn* | Auburn, Ala. |
| 3/20 | L, 7-8 | Auburn* | Auburn, Ala. |
| 3/22 | W, 7-2 | Memphis* | N. Little Rock, Ark. |
| 3/23 | W, 7-3 | Memphis | Memphis, Tenn. |
| 3/25 | W, 2-1 | Vanderbilt* | Fayetteville |
| 3/26 | L, 1-4 | Vanderbilt* | Fayetteville |
| 3/27 | L, 1-2 | Vanderbilt* | Fayetteville |
| 4/1 | L, 3-5 | Alabama* | Tuscaloosa, Ala. |
| 4/2 | L, 3-5 | Alabama* | Tuscaloosa, Ala. |
| 4/3 | W, 4-3 | Alabama* | Tuscaloosa, Ala. |
| 4/6 | W, 6-5 | Texas State | Fayetteville |
| 4/8 | W, 2-0 | LSU* | Fayetteville |
| 4/9 | W, 4-3 | LSU* | Fayetteville |
| 4/10 | W, 5-4 | LSU* | Fayetteville |
| 4/12 | W, 2-1 | Missouri State | Springfield, Mo. |
| 4/15 | W, 6-5 | Mississippi State* | Fayetteville |
| 4/16 | W, 6-1 | Mississippi State* | Fayetteville |
| 4/17 | L, 3-5 | Mississippi State* | Fayetteville |
| 4/19 | W, 6-5 | Oral Roberts | Tulsa, Okla. |
| 4/23 | L, 2-3 | Kentucky* | Lexington, Ky. |
| 4/23 | L, 1-3 | Kentucky* | Lexington, Ky. |
| 4/24 | W, 5-1 (6) | Kentucky* | Lexington, Ky. |
| 4/29 | W, 10-4 | Georgia* | Athens, Ga. |
| 4/30 | L, 0-3 | Georgia* | Athens, Ga. |
| 5/1 | L, 5-6 | Georgia* | Athens, Ga. |
| 5/3 | W, 10-0 | Southeast Mo. St. | Fayetteville |
| 5/4 | L, 5-6 | Southeast Mo. St. | Fayetteville |
| 5/5 | W, 4-3 | Florida* | Fayetteville |
| 5/6 | W, 5-3 | Florida* | Fayetteville |
| 5/7 | L, 3-5 | Florida* | Fayetteville |
| 5/13 | W, 6-2 | South Carolina* | Columbia, S.C. |
| 5/14 | L, 5-6 | South Carolina* | Columbia, S.C. |
| 5/15 | L, 1-7 | South Carolina* | Columbia, S.C. |
| 5/17 | W, 6-2 | UT Martin | Fayetteville |
| 5/19 | L, 1-2 | Ole Miss* | Fayetteville |
| 5/21 | W, 2-0 | Ole Miss* | Fayetteville |
| 5/21 | W, 5-3 | Ole Miss* | Fayetteville |
| 5/25 | L, 4-7 | Alabama! | Hoover, Ala. |
| 5/26 | W, 7-2 | Mississippi State! | Hoover, Ala. |
| 5/27 | W, 4-1 | Alabama! | Hoover, Ala. |
| 5/28 | L, 2-3 | Vanderbilt! | Hoover, Ala. |
| 6/3 | L, 2-3 | Charlotte+ | Tempe, Ariz. |
| 6/4 | W, 3-0 | New Mexico+ | Tempe, Ariz. |
| 6/5 | W, 11-3 | Charlotte+ | Tempe, Ariz. |
| 6/5 | L, 4-13 | Arizona State+ | Tempe, Ariz. |

* - SEC Game

% - Game played at Dickey-Stephens Park

! - SEC Tournament

+ - NCAA Tempe Regional

2012 (46-22; 16-14 T-2nd SEC West)

Dave Van Horn

| Date | Result | Opponent | Location |
|------|--------------|--------------------|----------------------|
| 2/17 | W, 11-5 | Villanova | Fayetteville |
| 2/18 | W, 13-1 | Villanova | Fayetteville |
| 2/19 | W, 17-1 | Villanova | Fayetteville |
| 2/21 | W, 8-7 | Northwestern State | Fayetteville |
| 2/22 | W, 6-2 | Northwestern State | Fayetteville |
| 2/24 | W, 7-3 | Valparaiso | Fayetteville |
| 2/25 | W, 4-3 | Valparaiso | Fayetteville |
| 2/26 | L, 9-10 (10) | Valparaiso | Fayetteville |
| 2/28 | W, 5-0 | BYU | Fayetteville |
| 2/29 | W, 8-1 | BYU | Fayetteville |
| 3/2 | W, 3-1 | Texas Tech* | Houston, Texas |
| 3/3 | L, 1-4 | Houston* | Houston, Texas |
| 3/4 | W, 7-3 | Texas* | Houston, Texas |
| 3/9 | W, 4-0 | Binghamton | Fayetteville |
| 3/10 | W, 5-3 | Binghamton | Fayetteville |
| 3/10 | W, 6-0 | Binghamton | Fayetteville |
| 3/13 | W, 1-0 | Gonzaga | Fayetteville |
| 3/14 | W, 5-3 | Gonzaga | Fayetteville |
| 3/16 | W, 4-3 (12) | Alabama* | Fayetteville |
| 3/17 | W, 8-4 | Alabama* | Fayetteville |
| 3/18 | W, 7-4 | Alabama* | Fayetteville |
| 3/21 | W, 10-2 | Nevada | Fayetteville |
| 3/23 | L, 2-1 | Mississippi St.* | Starkville, Miss. |
| 3/24 | W, 8-0 | Mississippi St.* | Starkville, Miss. |
| 3/25 | W, 6-5 (11) | Mississippi St.* | Starkville, Miss. |
| 3/30 | L, 6-10 | LSU* | Baton Rouge, La. |
| 3/31 | L, 1-2 | LSU* | Baton Rouge, La. |
| 4/1 | L, 2-3 (11) | LSU* | Baton Rouge, La. |
| 4/6 | L, 2-4 | Georgia* | Fayetteville |
| 4/7 | W, 8-3 | Georgia* | Fayetteville |
| 4/8 | W, 8-0 | Georgia* | Fayetteville |
| 4/10 | L, 0-4 | Oklahoma | Norman, Okla. |
| 4/13 | W, 4-0 | Kentucky* | Fayetteville |
| 4/14 | L, 4-5 | Kentucky* | Fayetteville |
| 4/14 | L, 4-2 | Kentucky* | Fayetteville |
| 4/17 | W, 8-3 | Stephen F. Austin | Fayetteville |
| 4/17 | W, 4-3 | Stephen F. Austin | Fayetteville |
| 4/21 | L, 2-8 | Ole Miss* | Oxford, Miss. |
| 4/21 | L, 0-1 | Ole Miss* | Oxford, Miss. |
| 4/22 | W, 11-3 | Ole Miss* | Oxford, Miss. |
| 4/24 | W, 5-1 | Oral Roberts | Fayetteville |
| 4/27 | L, 2-3 | Florida* | Gainesville, Fla. |
| 4/28 | W, 5-1 | Florida* | Gainesville, Fla. |
| 4/29 | W, 2-31 (10) | Florida* | Gainesville, Fla. |
| 5/1 | W, 6-3 | Missouri | Fayetteville |
| 5/2 | W, 2-0 | Missouri | Fayetteville |
| 5/4 | L, 6-8 (10) | South Carolina* | Fayetteville |
| 5/5 | W, 7-6 | South Carolina* | Fayetteville |
| 5/6 | L, 7-10 | South Carolina* | Fayetteville |
| 5/10 | L, 2-3 (10) | Auburn* | Fayetteville |
| 5/11 | W, 5-4 | Auburn* | Fayetteville |
| 5/12 | L, 5-12 | Auburn* | Fayetteville |
| 5/15 | W, 6-5 (10) | La Tech* | N. Little Rock, Ark. |
| 5/17 | W, 8-0 | Tennessee* | Knoxville, Tenn. |
| 5/18 | W, 10-3 | Tennessee* | Knoxville, Tenn. |
| 5/19 | W, 8-2 | Tennessee* | Knoxville, Tenn. |
| 5/22 | L, 1-9 | Mississippi State! | Hoover, Ala. |
| 5/23 | L, 0-2 | Ole Miss! | Hoover, Ala. |
| 6/1 | W, 5-4 | Sam Houston St+ | Houston, Texas |
| 6/2 | W, 1-0 | Rice+ | Houston, Texas |
| 6/3 | W, 5-1 | Sam Houston St+ | Houston, Texas |
| 6/9 | L, 1-8 | Baylor\$ | Waco, Texas |
| 6/10 | W, 5-4 | Baylor\$ | Waco, Texas |
| 6/11 | W, 1-0 (10) | Baylor\$ | Waco, Texas |
| 6/16 | W, 8-1 | Kent State# | Omaha, Neb. |
| 6/18 | W, 2-1 | South Carolina# | Omaha, Neb. |
| 6/21 | L, 0-2 | South Carolina# | Omaha, Neb. |
| 6/22 | L, 2-3 | South Carolina# | Omaha, Neb. |

ALL-TIME RESULTS

2013 (39-22; 18-11 2nd SEC West)

Dave Van Horn

| Date | Result | Opponent | Location |
|------|-------------|--------------------------------|----------------------|
| 2/15 | W, 9-1 | Western Illinois | Fayetteville |
| 2/16 | W, 7-2 | Western Illinois | Fayetteville |
| 2/17 | L, 5-7 | Western Illinois | Fayetteville |
| 2/19 | W, 14-0 (7) | New Orleans | Fayetteville |
| 2/19 | W, 3-0 | New Orleans | Fayetteville |
| 2/22 | W, 10-4 | Evansville | Fayetteville |
| 2/23 | W, 5-2 | Evansville | Fayetteville |
| 2/24 | W, 10-2 | Evansville | Fayetteville |
| 2/28 | L, 2-3 | vs. Arizona State [^] | Surprise, Ariz. |
| 3/1 | L, 0-3 | vs. Gonzaga [^] | Surprise, Ariz. |
| 3/2 | L, 1-3 | vs. Arizona State [^] | Surprise, Ariz. |
| 3/3 | L, 3-4 | vs. Pacific [^] | Surprise, Ariz. |
| 3/7 | W, 2-0 | San Diego State | Fayetteville |
| 3/8 | W, 4-3 | San Diego State | Fayetteville |
| 3/9 | W, 8-2 | San Diego State | Fayetteville |
| 3/9 | W, 4-1 | San Diego State | Fayetteville |
| 3/12 | W, 20-2 | Alabama A&M | Fayetteville |
| 3/13 | W, 13-0 | Alabama A&M | Fayetteville |
| 3/15 | L, 1-7 | Ole Miss* | Fayetteville |
| 3/16 | W, 10-1 | Ole Miss* | Fayetteville |
| 3/17 | L, 4-6 (13) | Ole Miss* | Fayetteville |
| 3/22 | W, 15-3 | South Carolina* | Columbia, S.C. |
| 3/23 | W, 4-2 | South Carolina* | Columbia, S.C. |
| 3/24 | W, 5-3 (11) | South Carolina* | Columbia, S.C. |
| 3/26 | W, 6-0 | Miss. Valley St. | Fayetteville |
| 3/27 | W, 2-1 | Miss. Valley St.% | N. Little Rock, Ark. |
| 3/29 | W, 5-4 | Mississippi St.* | Fayetteville |
| 3/30 | L, 1-4 | Mississippi St.* | Fayetteville |
| 3/31 | W, 3-1 | Mississippi St.* | Fayetteville |
| 4/4 | W, 3-1 | at Alabama* | Tuscaloosa, Ala. |
| 4/5 | W, 6-0 | at Alabama* | Tuscaloosa, Ala. |
| 4/6 | L, 0-5 | at Alabama* | Tuscaloosa, Ala. |
| 4/9 | L, 0-3 | New Mexico | Fayetteville |
| 4/9 | W, 4-3 | New Mexico | Fayetteville |
| 4/12 | L, 2-6 | LSU* | Fayetteville |
| 4/13 | W, 8-3 | LSU* | Fayetteville |
| 4/14 | L, 3-5 (10) | LSU* | Fayetteville |
| 4/16 | L, 0-3 | at Nebraska | Lincoln, Neb. |
| 4/16 | L, 2-4 | at Nebraska | Lincoln, Neb. |
| 4/19 | L, 3-5 | Texas A&M* | Fayetteville |
| 4/20 | W, 12-2 | Texas A&M* | Fayetteville |
| 4/21 | W, 2-1 | Texas A&M* | Fayetteville |
| 4/26 | W, 2-0 | at Georgia* | Athens, Ga. |
| 4/27 | W, 2-1 | at Georgia* | Athens, Ga. |
| 4/30 | W, 6-3 | Missouri State | Fayetteville |
| 5/3 | W, 2-1 | at Kentucky* | Lexington, Ky. |
| 5/4 | W, 5-3 | at Kentucky* | Lexington, Ky. |
| 5/4 | L, 3-4 | at Kentucky* | Lexington, Ky. |
| 5/10 | L, 3-8 | Tennessee* | Fayetteville |
| 5/11 | W, 11-1 | Tennessee* | Fayetteville |
| 5/12 | W, 10-2 | Tennessee* | Fayetteville |
| 5/16 | L, 0-3 | at Auburn* | Auburn, Ala. |
| 5/17 | W, 1-0 | at Auburn* | Auburn, Ala. |
| 5/18 | L, 6-11 | at Auburn* | Auburn, Ala. |
| 5/22 | W, 2-1 (10) | vs. Ole Miss! | Hoover, Ala. |
| 5/23 | W, 4-1 | vs. LSU! | Hoover, Ala. |
| 5/25 | L, 1-3 | vs. LSU! | Hoover, Ala. |
| 5/31 | L, 1-4 | vs. Bryant+ | Manhattan, Kan. |
| 6/1 | W, 3-1 | vs. Wichita St.+ | Manhattan, Kan. |
| 6/2 | W, 12-3 | vs. Bryant+ | Manhattan, Kan. |
| 6/2 | L, 3-4 | at Kansas St.+ | Manhattan, Kan. |

[^] - Coca-Cola Classic

* - SEC Game

% - Game played at Dickey-Stephens Park

! - SEC Tournament

+ - NCAA Manhattan Regional

2014 (40-25; 16-14 4th SEC West)

Dave Van Horn

| Date | Result | Opponent | Location |
|------|-------------|--------------------------------|----------------------|
| 2/14 | W, 12-2 | Appalachian St. | Fayetteville |
| 2/15 | W, 7-6 | Appalachian St. | Fayetteville |
| 2/16 | W, 8-3 | Appalachian St. | Fayetteville |
| 2/21 | W, 6-2 | Eastern Illinois | Fayetteville |
| 2/22 | W, 8-3 | Eastern Illinois | Fayetteville |
| 2/23 | W, 8-3 | Eastern Illinois | Fayetteville |
| 2/28 | W, 12-1 | South Alabama | Fayetteville |
| 3/1 | L, 1-2 | South Alabama | Fayetteville |
| 3/1 | L, 3-5 | South Alabama | Fayetteville |
| 3/7 | L, 1-2 | vs. San Francisco [^] | Berkeley, Calif. |
| 3/8 | W, 4-0 | vs. Tulane [^] | Berkeley, Calif. |
| 3/9 | L, 3-4 | at California [^] | Berkeley, Calif. |
| 3/9 | L, 1-2 | at California [^] | Berkeley, Calif. |
| 3/14 | L, 1-2 | at Florida* | Gainesville, Fla. |
| 3/15 | L, 0-1 | at Florida* | Gainesville, Fla. |
| 3/16 | W, 9-3 | at Florida* | Gainesville, Fla. |
| 3/18 | W, 4-3 | Grambling St. | Fayetteville |
| 3/19 | W, 8-0 | Grambling St. | Fayetteville |
| 3/21 | L, 9-17 | Alabama* | Fayetteville |
| 3/22 | W, 2-1 | Alabama* | Fayetteville |
| 3/23 | W, 1-0 | Alabama* | Fayetteville |
| 3/25 | W, 6-0 | Miss. Valley St. | Fayetteville |
| 3/25 | W, 12-1 | Miss. Valley St. | Fayetteville |
| 3/26 | W, 3-0 | vs. Miss. Valley St.% | N. Little Rock |
| 3/29 | W, 4-0 | at Mississippi St.* | Starkville, Miss. |
| 3/29 | L, 1-5 | at Mississippi St.* | Starkville, Miss. |
| 3/30 | L, 1-5 | at Mississippi St.* | Starkville, Miss. |
| 4/1 | W, 4-3 | Nebraska | Fayetteville |
| 4/2 | L, 4-6 | Nebraska | Fayetteville |
| 4/4 | L, 1-2 | South Carolina* | Fayetteville |
| 4/4 | W, 4-1 | South Carolina* | Fayetteville |
| 4/5 | W, 7-0 | South Carolina* | Fayetteville |
| 4/8 | L, 7-10 | UNLV | Fayetteville |
| 4/9 | W, 9-2 | UNLV | Fayetteville |
| 4/11 | L, 3-5 | at LSU* | Baton Rouge, La. |
| 4/12 | L, 4-5 | at LSU* | Baton Rouge, La. |
| 4/13 | W, 10-4 | at LSU* | Baton Rouge, La. |
| 4/15 | W, 7-2 | Stephen F. Austin | Fayetteville |
| 4/18 | W, 6-2 | Vanderbilt* | Fayetteville |
| 4/19 | L, 1-2 | Vanderbilt* | Fayetteville |
| 4/20 | W, 3-1 | Vanderbilt* | Fayetteville |
| 4/22 | W, 8-1 | Northwestern St. | Fayetteville |
| 4/23 | W, 15-3 | Northwestern St. | Fayetteville |
| 4/25 | L, 1-2 | Auburn* | Fayetteville |
| 4/26 | W, 4-3 (10) | Auburn* | Fayetteville |
| 4/26 | L, 2-7 | Auburn* | Fayetteville |
| 4/29 | W, 4-1 | at Missouri State | Springfield, Mo. |
| 5/2 | L, 2-3 | at Ole Miss* | Oxford, Miss. |
| 5/3 | L, 4-7 | at Ole Miss* | Oxford, Miss. |
| 5/4 | W, 11-1 | at Ole Miss* | Oxford, Miss. |
| 5/9 | W, 3-2 | Texas A&M* | Fayetteville |
| 5/10 | W, 7-3 | Texas A&M* | Fayetteville |
| 5/11 | L, 5-6 (10) | Texas A&M* | Fayetteville |
| 5/15 | W, 9-4 | at Missouri* | Columbia, Mo. |
| 5/16 | W, 4-0 | at Missouri* | Columbia, Mo. |
| 5/17 | W, 7-5 (10) | at Missouri* | Columbia, Mo. |
| 5/20 | W, 4-0 | vs. Texas A&M! | Hoover, Ala. |
| 5/21 | W, 2-1 | vs. Ole Miss! | Hoover, Ala. |
| 5/22 | L, 2-7 | vs. LSU! | Hoover, Ala. |
| 5/23 | W, 8-7 | vs. Ole Miss! | Hoover, Ala. |
| 5/24 | L, 1-11 | vs. LSU! | Hoover, Ala. |
| 5/30 | W, 3-2 | vs. Liberty+ | Charlottesville, Va. |
| 5/31 | L, 0-3 | at Virginia+ | Charlottesville, Va. |
| 6/1 | W, 10-0 | vs. Bucknell+ | Charlottesville, Va. |
| 6/1 | L, 2-9 | at Virginia+ | Charlottesville, Va. |

[^] - Cal Baseball Classic

* - SEC Game

% - Game played at Dickey-Stephens Park

! - SEC Tournament

+ - NCAA Charlottesville Regional



The Razorbacks won a thrilling game three in the NCAA Fayetteville Super Regional to advance to the 2015 College World Series - the school's eighth appearance in Omaha.

2015 (40-25; 17-12 3rd SEC West)

Dave Van Horn

| Date | Result | Opponent | Location |
|------|----------|--------------------------------------|----------------------|
| 2/13 | W, 11-4 | North Dakota | Fayetteville |
| 2/14 | W, 13-2 | North Dakota | Fayetteville |
| 2/14 | W, 12-1 | North Dakota | Fayetteville |
| 2/20 | L, 5-9 | vs. UCF* | Mobile, Ala. |
| 2/21 | W, 7-0 | at South Alabama* | Mobile, Ala. |
| 2/22 | L, 6-13 | vs. Maryland* | Mobile, Ala. |
| 3/2 | W, 4-1 | Eastern Illinois | Fayetteville |
| 3/2 | W, 8-1 | Eastern Illinois | Fayetteville |
| 3/3 | W, 7-0 | Eastern Illinois | Fayetteville |
| 3/6 | W, 2-1 | Loyola Marymount | Fayetteville |
| 3/7 | L, 13-7 | Loyola Marymount | Fayetteville |
| 3/8 | L, 0-9 | Loyola Marymount | Fayetteville |
| 3/10 | L, 2-6 | Gonzaga | Fayetteville |
| 3/11 | L, 5-15 | Gonzaga | Fayetteville |
| 3/14 | L, 7-8 | at Vanderbilt* | Nashville, Tenn. |
| 3/14 | L, 1-9 | at Vanderbilt* | Nashville, Tenn. |
| 3/15 | L, 0-1 | at Vanderbilt* | Nashville, Tenn. |
| 3/17 | W, 4-3 | Southeast Mo. St. | Fayetteville |
| 3/18 | L, 11-12 | Southeast Mo. St. | Fayetteville |
| 3/19 | W, 5-1 | LSU* | Fayetteville |
| 3/20 | L, 3-16 | LSU* | Fayetteville |
| 3/21 | L, 4-7 | LSU* | Fayetteville |
| 3/24 | L, 4-5 | vs. Memphis% | N. Little Rock, Ark. |
| 3/25 | W, 7-3 | at Memphis | Memphis, Tenn. |
| 3/26 | W, 10-3 | Ole Miss* | Fayetteville |
| 3/27 | L, 4-5 | Ole Miss* | Fayetteville |
| 3/28 | W, 5-2 | Ole Miss* | Fayetteville |
| 3/31 | L, 0-2 | Missouri State | Fayetteville |
| 4/3 | W, 10-7 | at Auburn* | Auburn, Ala. |
| 4/4 | L, 2-3 | at Auburn* | Auburn, Ala. |
| 4/5 | W, 6-4 | at Auburn* | Auburn, Ala. |
| 4/7 | W, 8-1 | Miss. Valley St. | Fayetteville |
| 4/8 | W, 14-0 | Miss. Valley St. | Fayetteville |
| 4/10 | W, 5-3 | Kentucky* | Fayetteville |
| 4/11 | L, 4-16 | Kentucky* | Fayetteville |
| 4/12 | W, 7-3 | Kentucky* | Fayetteville |
| 4/14 | W, 8-2 | Stephen F. Austin | Fayetteville |
| 4/15 | W, 15-3 | Stephen F. Austin | Fayetteville |
| 4/18 | L, 6-13 | at Texas A&M* College Station, Texas | |
| 4/18 | W, 9-8 | at Texas A&M* College Station, Texas | |
| 4/19 | W, 8-2 | at Texas A&M* College Station, Texas | |
| 4/24 | W, 7-6 | Mississippi State* | Fayetteville |
| 4/25 | W, 6-1 | Mississippi State* | Fayetteville |
| 4/26 | L, 1-2 | Mississippi State* | Fayetteville |
| 4/30 | W, 5-1 | at Alabama* | Hoover, Ala. |
| 5/1 | W, 8-4 | at Alabama* | Hoover, Ala. |
| 5/2 | W, 4-0 | at Alabama* | Hoover, Ala. |
| 5/8 | L, 4-5 | Tennessee* | Fayetteville |
| 5/10 | W, 5-2 | Tennessee* | Fayetteville |
| 5/12 | W, 6-2 | at Creighton | Omaha, Neb. |
| 5/14 | L, 1-10 | at Georgia* | Athens, Ga. |
| 5/15 | W, 9-0 | at Georgia* | Athens, Ga. |
| 5/16 | W, 8-1 | at Georgia* | Athens, Ga. |
| 5/19 | W, 2-1 | vs. Tennessee! | Hoover, Ala. |
| 5/20 | W, 7-6 | vs. Florida! | Hoover, Ala. |
| 5/21 | L, 5-10 | vs. LSU! | Hoover, Ala. |
| 5/22 | L, 0-10 | vs. Florida! | Hoover, Ala. |
| 5/29 | W, 8-6 | vs. Oral Roberts+ | Stillwater, Okla. |
| 5/30 | W, 7-5 | at Oklahoma State+ | Stillwater, Okla. |
| 5/31 | W, 4-3 | vs. St. John's+ | Stillwater, Okla. |
| 6/5 | W, 18-4 | Missouri State\$ | Fayetteville |
| 6/6 | L, 1-3 | Missouri State\$ | Fayetteville |
| 6/7 | W, 3-2 | Missouri State\$ | Fayetteville |
| 6/13 | L, 3-5 | vs. Virginia# | Omaha, Neb. |
| 6/15 | L, 3-4 | vs. Miami# | Omaha, Neb. |

[^] - South Alabama Tournament

* - SEC Game

% - Game played at Dickey-Stephens Park

! - SEC Tournament

+ - NCAA Stillwater Regional

\$ - NCAA Fayetteville Super Regional

- College World Series

2016 (26-29; 7-23 7th SEC West)

Dave Van Horn

| Date | Result | Opponent | Location |
|------|--------------|------------------------|----------------------|
| 2/19 | W, 6-1 | Central Michigan | Fayetteville |
| 2/20 | W, 4-3 | Central Michigan | Fayetteville |
| 2/21 | W, 9-4 (8) | Central Michigan | Fayetteville |
| 2/23 | W, 21-4 | Mississippi Valley St. | Fayetteville |
| 2/24 | W, 20-0 | Mississippi Valley St. | Fayetteville |
| 2/26 | W, 5-2 | vs. Rice* | Houston, Texas |
| 2/27 | W, 12-3 | vs. Houston* | Houston, Texas |
| 2/28 | W, 10-6 | vs. Texas Tech* | Houston, Texas |
| 3/2 | L, 2-3 | Louisiana Tech | Fayetteville |
| 3/4 | W, 5-2 | Eastern Illinois | Fayetteville |
| 3/5 | L, 8-10 (12) | Eastern Illinois | Fayetteville |
| 3/6 | W, 3-2 | Eastern Illinois | Fayetteville |
| 3/9 | L, 10-15 | Gonzaga | Fayetteville |
| 3/11 | W, 3-2 (10) | Western Illinois | Fayetteville |
| 3/12 | W, 9-3 | Western Illinois | Fayetteville |
| 3/13 | W, 3-0 | Western Illinois | Fayetteville |
| 3/15 | W, 14-4 | Grambling State | Fayetteville |
| 3/16 | W, 3-2 | Grambling State | Fayetteville |
| 3/18 | L, 6-10 | at South Carolina* | Columbia, S.C. |
| 3/19 | L, 2-6 | at South Carolina* | Columbia, S.C. |
| 3/20 | L, 6-8 | at South Carolina* | Columbia, S.C. |
| 3/25 | W, 3-2 | Auburn* | Fayetteville |
| 3/26 | W, 14-7 | Auburn* | Fayetteville |
| 3/27 | W, 3-1 | Auburn* | Fayetteville |
| 3/29 | L, 4-5 | at Oklahoma State | Stillwater, Okla. |
| 4/1 | W, 7-6 | Missouri* | Fayetteville |
| 4/2 | L, 5-8 | Missouri* | Fayetteville |
| 4/3 | L, 1-10 | Missouri* | Fayetteville |
| 4/6 | W, 12-4 | at Memphis\$ | Memphis, Tenn. |
| 4/8 | L, 3-7 | at Ole Miss* | Oxford, Miss. |
| 4/9 | L, 9-14 | at Ole Miss* | Oxford, Miss. |
| 4/10 | L, 7-8 | at Ole Miss* | Oxford, Miss. |
| 4/12 | W, 3-1 | ULM% | N. Little Rock, Ark. |
| 4/14 | L, 8-12 | Florida* | Fayetteville |
| 4/15 | L, 2-9 | Florida* | Fayetteville |
| 4/16 | L, 2-8 | Florida* | Fayetteville |
| 4/19 | W, 6-2 | Creighton | Fayetteville |
| 4/22 | W, 1-0 (10) | at Kentucky* | Lexington, Ky. |
| 4/23 | W, 2-0 (7) | at Kentucky* | Lexington, Ky. |
| 4/23 | L, 4-5 (7) | at Kentucky* | Lexington, Ky. |
| 4/26 | W, 7-6 | Oklahoma State | Fayetteville |
| 4/30 | W, 9-5 | Texas A&M* | Fayetteville |
| 4/30 | L, 8-11 | Texas A&M* | Fayetteville |
| 5/1 | L, 2-6 | Texas A&M* | Fayetteville |
| 5/3 | L, 6-14 | at Missouri State | Springfield, Mo. |
| 5/6 | L, 4-5 | at LSU* | Baton Rouge, La. |
| 5/7 | L, 9-10 (10) | at LSU* | Baton Rouge, La. |
| 5/8 | L, 1-7 | at LSU* | Baton Rouge, La. |
| 5/13 | L, 6-8 | Alabama* | Fayetteville |
| 5/14 | L, 4-10 | Alabama* | Fayetteville |
| 5/15 | L, 4-7 | Alabama* | Fayetteville |
| 5/17 | L, 2-8 | Missouri State | Fayetteville |
| 5/19 | L, 0-7 | at Mississippi State* | Starkville, Miss. |
| 5/20 | L, 1-5 | at Mississippi State* | Starkville, Miss. |
| 5/21 | L, 4-9 | at Mississippi State* | Starkville, Miss. |

[^] - Houston College Classic at Minute Maid Park

* - SEC Game

\$ - Game played at AutoZone Park

% - Game played at Dickey-Stephens Park



Arkansas advanced to the College World Series for the seventh time in program history in 2012 after winning two of three games over No. 4 Baylor in the Waco Super Regional.

ALL-TIME RESULTS

2017 (45-19; 18-11 2nd SEC West)
Dave Van Horn

| Date | Result | Opponent | Location |
|------|-------------|------------------------|------------------------|
| 2/17 | W, 7-0 | Miami (Ohio) | Fayetteville |
| 2/18 | W, 5-1 | Miami (Ohio) | Fayetteville |
| 2/19 | W, 11-1 | Miami (Ohio) | Fayetteville |
| 2/24 | W, 11-8 | Bryant | Fayetteville |
| 2/25 | W, 13-7 | Bryant | Fayetteville |
| 2/26 | W, 16-6 | Bryant | Fayetteville |
| 2/28 | L, 3-4 | at Louisiana Tech | Ruston, La. |
| 3/1 | W, 13-10 | at Louisiana Tech | Ruston, La. |
| 3/3 | L, 0-3 | vs. Arizona* | Frisco, Texas |
| 3/4 | W, 15-5 | vs. Nebraska* | Frisco, Texas |
| 3/5 | L, 3-8 | vs. Oklahoma State* | Frisco, Texas |
| 3/7 | W, 12-3 | ULM | Fayetteville |
| 3/8 | W, 11-2 | ULM | Fayetteville |
| 3/10 | W, 5-2 | Rhode Island | Fayetteville |
| 3/10 | W, 3-2 | Rhode Island | Fayetteville |
| 3/12 | L, 0-3 | Rhode Island | Fayetteville |
| 3/14 | W, 3-2 | Alcorn State | Fayetteville |
| 3/15 | W, 11-3 | Alcorn State | Fayetteville |
| 3/17 | W, 3-1 | Mississippi State* | Fayetteville |
| 3/18 | W, 5-4 | Mississippi State* | Fayetteville |
| 3/19 | W, 6-1 | Mississippi State* | Fayetteville |
| 3/22 | W, 5-2 | New Orleans | Fayetteville |
| 3/24 | W, 9-2 | at Missouri* | Columbia, Mo. |
| 3/25 | L, 2-7 | at Missouri* | Columbia, Mo. |
| 3/26 | W, 9-8 | at Missouri* | Columbia, Mo. |
| 3/29 | Cancelled | Grambling State | Fayetteville |
| 3/31 | W, 7-1 | at Alabama* | Tuscaloosa, Ala. |
| 4/1 | L, 1-7 | at Alabama* | Tuscaloosa, Ala. |
| 4/2 | W, 8-5 | at Alabama* | Tuscaloosa, Ala. |
| 4/5 | W, 11-2 | Grand Canyon | Fayetteville |
| 4/5 | W, 6-1 | Grand Canyon | Fayetteville |
| 4/7 | W, 9-3 | LSU* | Fayetteville |
| 4/8 | L, 8-10 | LSU* | Fayetteville |
| 4/9 | L, 0-2 | LSU* | Fayetteville |
| 4/11 | W, 12-4 | at Missouri State | Springfield, Mo. |
| 4/13 | W, 14-4 | Georgia* | Fayetteville |
| 4/14 | W, 5-4 (10) | Georgia* | Fayetteville |
| 4/15 | W, 11-3 | Georgia* | Fayetteville |
| 4/18 | W, 16-7 | Memphis | Fayetteville |
| 4/19 | W, 2-0 | Memphis | N. Little Rock, Ark. |
| 4/21 | L, 2-15 | at Auburn* | Auburn, Ala. |
| 4/22 | W, 7-3 | at Auburn* | Auburn, Ala. |
| 4/23 | L, 6-11 | at Auburn* | Auburn, Ala. |
| 4/25 | W, 6-5 | vs. Kansas State% | Kansas City, Mo. |
| 4/27 | L, 1-9 | Ole Miss* | Fayetteville |
| 4/28 | L, 1-4 | Ole Miss* | Fayetteville |
| 4/28 | W, 7-4 | Ole Miss* | Fayetteville |
| 5/4 | L, 4-5 | at Tennessee* | Knoxville, Tenn. |
| 5/6 | W, 2-0 | at Tennessee* | Knoxville, Tenn. |
| 5/12 | W, 4-3 | Vanderbilt* | Fayetteville |
| 5/13 | L, 2-6 | Vanderbilt* | Fayetteville |
| 5/14 | W, 7-1 | Vanderbilt* | Fayetteville |
| 5/18 | W, 6-4 (10) | Texas A&M* | College Station, Texas |
| 5/19 | L, 2-5 | Texas A&M* | College Station, Texas |
| 5/20 | W, 8-0 | Texas A&M* | College Station, Texas |
| 5/25 | L, 3-4 | vs. Mississippi State& | Hoover, Ala. |
| 5/25 | W, 12-0 (7) | vs. Auburn& | Hoover, Ala. |
| 5/26 | W, 9-2 | vs. Mississippi State& | Hoover, Ala. |
| 5/27 | W, 16-0 (7) | vs. Florida& | Hoover, Ala. |
| 5/28 | L, 2-4 | vs. LSU& | Hoover, Ala. |
| 6/2 | W, 3-0 | Oral Roberts# | Fayetteville |
| 6/3 | L, 4-5 | Missouri State# | Fayetteville |
| 6/4 | W, 4-3 | Oral Roberts# | Fayetteville |
| 6/4 | W, 11-10 | Missouri State# | Fayetteville |
| 6/5 | L, 2-3 | Missouri State# | Fayetteville |

* - Frisco College Classic at Dr. Pepper Ballpark
* - SEC Game
% - Game played at Kauffman Stadium
& - SEC Tournament
- NCAA Fayetteville Regional



In one of the wildest and most memorable games of the year, Arkansas was on the brink of elimination in the 2017 NCAA Fayetteville Regional against Missouri State. After enduring a 9 p.m. start and multiple rain delays, the Hogs and Bears played into the wee hours of the morning, finishing well after 3 a.m. Junior Jared Gates's go-ahead home run in eighth inning was enough to force a regional-deciding game, which was played later that day.



UNIVERSITY OF ARKANSAS

GAME CREDENTIALS

Members of the media should contact John Thomas to request individual game credentials for Razorback home games. Credential requests should be made no later than noon (CT) the day before the scheduled contest and should be directed by e-mail to John Thomas. Credential requests for away games should be made to the communications contact of the home team. Only fully accredited personnel directly involved in the coverage of the game will be admitted. Credentials are non-transferable.

INTERVIEW POLICIES

Please direct all requests for interviews with coaches and players to John Thomas. For home SEC weekends, Coach Dave Van Horn will hold his weekly press conference on Thursday with players and assistant coaches available prior to Van Horn. On road SEC weekends, Coach Van Horn will hold his weekly press conference on Wednesday with players and assistant coaches available prior to Wednesday's practice. Players are not available for interviews on gamedays, except for post-game interviews. Post-game press conferences are held in the indoor batting cages located down the third base line. Coach Van Horn and two or three most requested Razorback players will address the media. In the event of a doubleheader, the only Arkansas player available between games for interviews is the starting pitcher of game one. The Arkansas clubhouse is off limits to the media at all times.

E-MAIL UPDATES

Members of the media may request to be added to the Arkansas communications baseball e-mail group. Subscribers will receive game notes, game stories and other information. To subscribe, send a request to John Thomas. Please identify yourself and your organization in your request as this service is only available to members of the media.

GAMEDAY MEDIA SERVICES

The Arkansas communications staff provides scorecards, rosters, updated statistics and results for each team in the Baum Stadium press box prior to home games. Box scores, play-by-play and any postgame notes are disseminated approximately 10 minutes after the conclusion of the game. An Associated Press-style game story is also produced by the communications office. Members of the media may request these stories be sent to their organization via e-mail by contacting a member of the communications office.

WIRELESS INTERNET

The Baum Stadium press box is equipped with wireless internet for use by the media. Media members should log on to the "UARK Media" network by using the password "RazorBack\$10."



John Thomas (University of Arkansas, 2011)
Assistant Director of Communications
Office 479-575-7430
Cell 479-313-2564
Email jfthomas@uark.edu
Twitter @John_Thomas

ARKANSAS ATHLETIC COMMUNICATIONS

The University of Arkansas athletic communications office is located on the main floor of Bud Walton Arena behind the Hog Heaven Store with office hours from 8 a.m. to 5 p.m., Monday through Friday. You can often reach us at Bud Walton after hours, but if not, please leave a message on our voice mail system.

Office: 479-575-2751 | Fax: 479-575-7481 | Press Row: 479-575-6622

Mailing Address
Razorbacks Communications
P.O. Box 7777
Fayetteville, AR 72702-7777

Overnight Address
University of Arkansas
Razorbacks Communications
Bud Walton Arena
1240 W. Leroy Pond Drive
Fayetteville AR 72701

GAMEDAY LIVE STATS

Live in-game stats will be provided at <http://arkansas.statbroadcast.com>.

FACILITIES/PARKING

The Arkansas baseball team conducts all games at Baum Stadium at George Cole Field. Baum Stadium is located just off Razorback Road south of Martin Luther King, Jr., Boulevard. There is space for media parking on game day. Only cars with a parking credential will be allowed access to the parking lot.

PHOTOGRAPHERS

No cameras are allowed on the Baum Stadium playing surface during games. Photographers are encouraged to use the photo wells at the end of each dugout and behind home plate.



RAZORBACK SPORTS PROPERTIES

For the 27th consecutive season, every pitch of the Arkansas baseball season can be heard on the Razorback Sports Network from IMG College. The network spans the state of Arkansas and can also be heard in neighboring states as well as across the globe via the internet.

The Razorback Baseball Radio Network is one of the largest collegiate baseball radio networks in the nation. With more than 20 affiliates, Razorback baseball games are never more than a dial away no matter where an Arkansas fan resides.

Phil Elson begins his fourth season as the play-by-play announcer for the Razorbacks. Named the 2009 Arkansas Sportscaster of the Year, Elson has 18 years of professional baseball broadcasting experience, including 14 seasons as the Director of Broadcasting and Media Relations for the Arkansas Travelers, the AA affiliate of the Los Angeles Angels.



Phil Elson
Play-by-Play



David Shoemaker
RSP General Manager



sports · entertainment · media

2018 RAZORBACK BASEBALL SPORTS NETWORK AFFILIATES

| | | |
|------------------|---------|------------------|
| Arkadelphia | KYXK-FM | 106.9 |
| Conway | KASR-FM | 92.7 |
| Crossett | KAGH-FM | 104.9 |
| El Dorado | KELD-FM | 106.5 |
| Fayetteville | KQSM-FM | 92.1 |
| Forrest City | KXJK-AM | 950 |
| Fort Smith | KHGG-FM | 103.1 |
| Fort Smith | KHGG-AM | 1580 |
| Glenwood | KWXI-FM | 98.9 |
| Glenwood | KWXI-AM | 670 |
| Helena | KFFA-AM | 1360 |
| Helena | KFFA-FM | 103.1 |
| Hope | KXAR-AM | (SEC Games) 1490 |
| Little Rock | KABZ-FM | 103.7 |
| Marshall | KBCN-FM | 104.3 |
| Mena | KTTG-FM | 96.3 |
| Prescott | KTPA-AM | (SEC Games) 1370 |
| Rogers | KURM-AM | 790 |
| Rogers | KURM-FM | 100.3 |
| Russellville | KARV-AM | 610 |
| Russellville | KARV-FM | 101.3 |
| Stuttgart | KWAK-FM | 105.5 |
| Texarkana, Texas | KKTK-AM | 1400 |





GREG SANKEY
Commissioner



BEN BEATY
Assistant Director of
Communications

SEC Members

University of Alabama
University of Arkansas
Auburn University
University of Florida
University of Georgia
University of Kentucky
Louisiana State University
University of Mississippi
Mississippi State University
University of Missouri
University of South Carolina
University of Tennessee
Texas A&M University
Vanderbilt University

Conference Office

2201 Richard Arrington Blvd. North
Birmingham, AL 35203

Switchboard: 205-458-3000
Media Relations: 205-458-3010
Baseball Contact: Ben Beaty
Fax: 205-458-3030
Web site: www.secsports.com



The Southeastern Conference, with its storied 84-year history of athletic achievements and academic excellence, has built perhaps the greatest tradition of intercollegiate competition in baseball of any league in the country since its inception in 1933.

An SEC squad has now appeared in the College World Series 32 of the last 33 years, including appearances by 18 teams in the last seven years. Eight SEC teams were selected for NCAA Regional play with six advancing to NCAA Super Regionals.

The SEC has now sent 58 teams to the College World Series since 1990. That has been accomplished despite no SEC teams making the field in 1992. LSU has been to Omaha 15 times in that stretch, Florida 11 times, South Carolina six times, Georgia and Mississippi State five times, Arkansas four times, while Alabama, Tennessee, and Vanderbilt have been three times each, and Auburn twice. Texas A&M made its first appearance as a member of the Southeastern Conference.

Following the 2017 CWS Championship Series, SEC teams have won 11 of the last 28 national championships, with LSU winning six (1991, 1993, 1996, 1997, 2000, 2009), South Carolina winning two (2010, 2011), Vanderbilt taking home the title in 2014, Georgia claiming the 1990 title and Florida in 2017. The SEC has finished runner up 10 times in that span: 1997, 2002, 2005, 2008, 2011, 2012, 2013, 2014, 2015, and 2017.

The SEC has played 61 games in the "Final Four" of the College World Series since 1990. Only six times, 1992, 1994, 2003, 2006, 2007, and 2016 has the SEC failed to get a team to the "Final Four" of the CWS.

Total home attendance for all 14 SEC teams passed the two million mark for the seventh consecutive season. The top-five national attendance leaders were all from the SEC (LSU, Ole Miss, Mississippi State, Arkansas, and South Carolina).

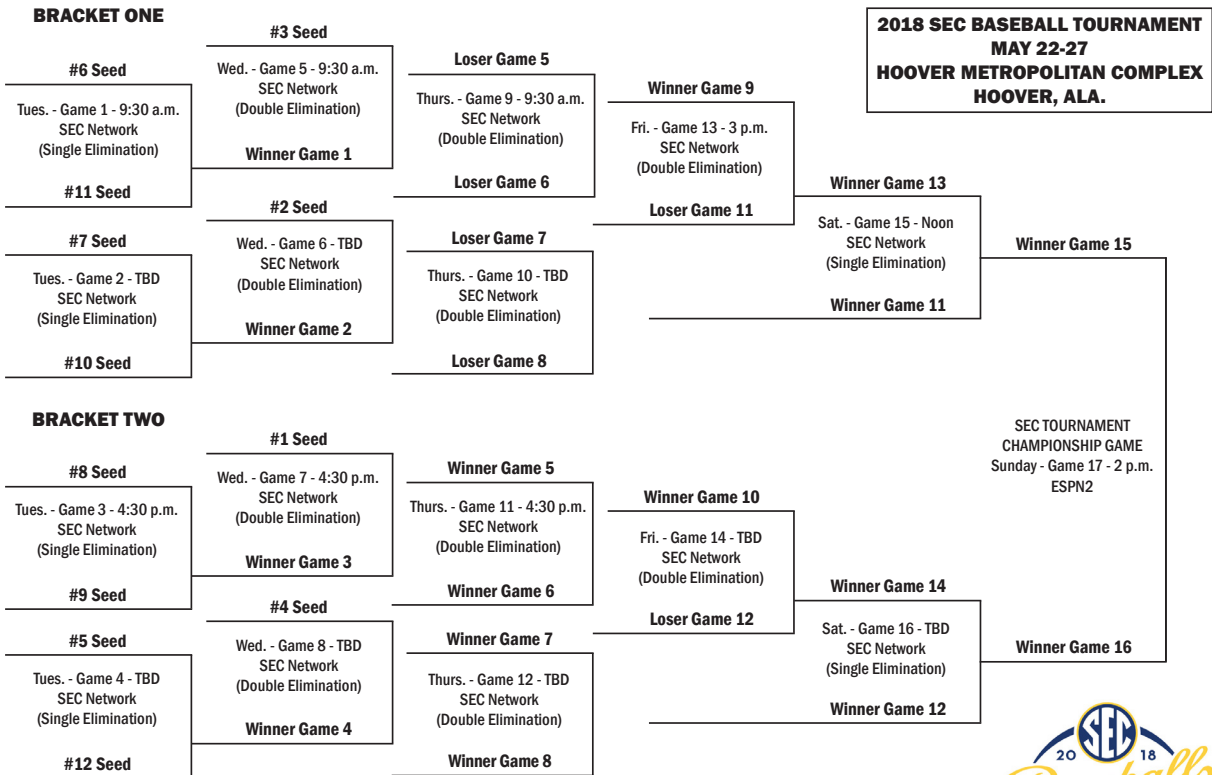
Total attendance for the 2017 SEC Tournament was 127,479. The event has become the Birmingham metro's highest attended sporting event annually, second in the state only to NASCAR races at Talladega. Birmingham Magazine named it the top sporting event annually in the Birmingham area. The entire SEC Baseball Tournament was broadcast live on national television for the third consecutive year.

- The 2017 College World Series final between Florida and LSU marked the third time that the College World Series final has included two SEC teams.
- This was the fifth All-SEC national title matchup since 2011. South Carolina and Mississippi State met earlier in 2017 in the women's basketball national championship game, and other All-SEC finals include Alabama and Florida in softball (2014), Florida and South Carolina in baseball (2011), and Alabama and LSU in football (2011).
- The All-SEC final in the College World Series brought the SEC's national championship tally in 2016-17 to six. Other national champions this year included Texas A&M (Men's Indoor Track and Field, Equestrian), South Carolina (Women's Basketball) and Florida (Women's Tennis, Men's Outdoor Track and Field).
- The SEC tied its own national record with six teams in the NCAA Super Regionals. Six teams from the SEC also advanced to Super Regionals in 2004. No other conference had more than three representatives in the Super Regionals.
- The SEC led all conferences with its eight selections to the NCAA Baseball Tournament.
- Four SEC schools were selected as NCAA Regional host sites, and two - Florida and LSU - earned national seeds.
- Florida and LSU claimed a share of the SEC regular season title, while LSU won the SEC Tournament title.
- A total of 11 SEC student-athletes were selected on the first day of the Major League Baseball Draft. Eight were selected in the first round/competitive balance round A, including four in the top-18.

2018 SEC TOURNAMENT



2018 SEC TOURNAMENT
May 22-27 | Hoover Metropolitan Stadium | Hoover, Ala.



All times Central.
The second game of each session will begin approximately 30 minutes after the conclusion of the first game.
TV Network designations subject to change.



There's a reason...

...the University of Arkansas is one of the nation's fastest growing universities. Nestled in the Ozarks, we learn in one of the **best places to live** in the nation. This is where **tradition and innovation** work together to keep us grounded as students and faculty make discoveries that **improve our world**. The University of Arkansas is among the **top public research** universities in the U.S., that's why federal agencies like NASA and top industries turn to us to **solve problems and advance technology**. This is where we grow our world, one student at a time, by **leading change and changing lives**.





Senior Walk

Our greatest achievements are etched in stone at the University of Arkansas, with more than 3.5 miles of sidewalk bearing the names of all of our graduates. Stretching across campus, Senior Walk is a unique tradition that includes the names of more than 180,000 graduates, and counting.

Notable Graduates

Jerry Jones, owner of the Dallas Cowboys
Veronica Campbell-Brown, Olympic gold medalist
Stacy Lewis, LPGA golfer
Doug McMillon, President and CEO of Wal-Mart Stores, Inc.



PROMISE GRANT

Largest grant ever awarded to the

U of A to College of Education and Health Professions and Arkansas Department of Education from the U.S. Department of Education to fund a program aimed at improving the education and career outcomes of low-income Arkansas teens with disabilities.



RESEARCH EXPENDITURES

JUMPED 5.5%

IN FY17 TO

\$153 MILLION

THE HIGHEST EVER

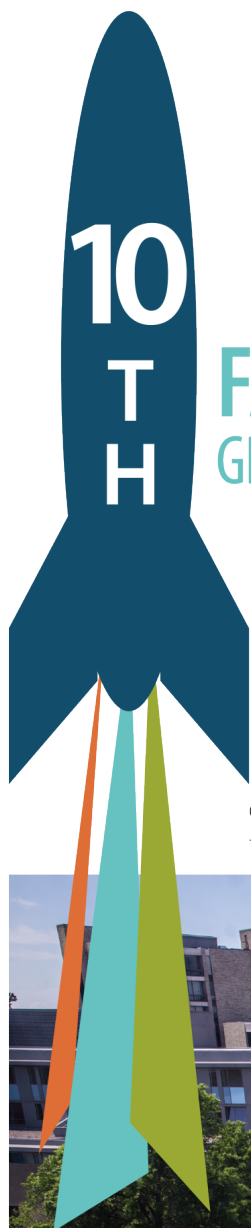
IT'S A GREEN CAMPUS



We're committed to sustainability and proud of our recent Gold STARS rating as we work to make the campus climate neutral by 2040.



Association for the Advancement of Sustainability in Higher Education - 2017



**MOST DEGREE
PROGRAMS IN
THE STATE**

**FASTEST
GROWING**

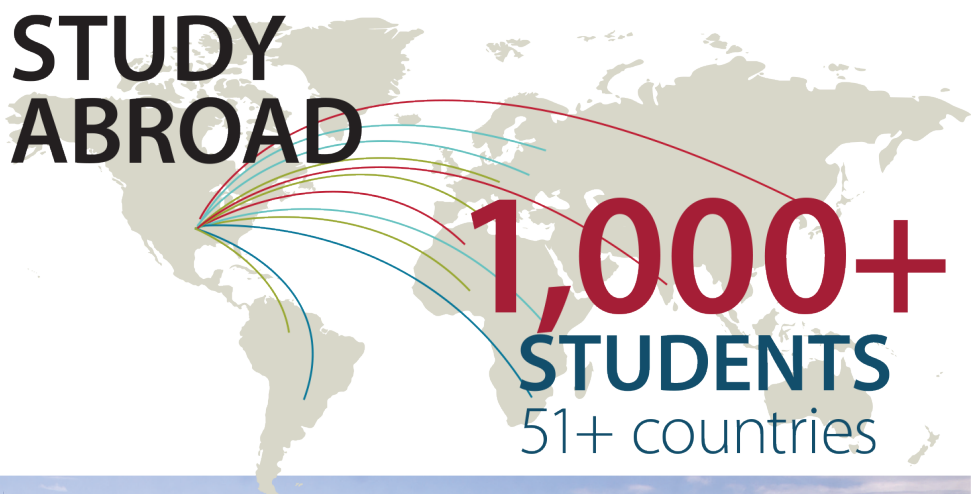
public doctoral
institution in
the country

Chronicle of Higher Education
- 2016



More than 200
baccalaureate, master's,
doctoral, professional and
specialist degree programs.

**STUDY
ABROAD**



1,000+
STUDENTS
51+ countries



NATIONALLY COMPETITIVE AWARDS



GOLDWATER SCHOLARS

18th among all public universities

TRUMAN SCHOLARS

Top 10th among all public universities

RHODES SCHOLARS

40th in nation among public universities

INNOVATIVE RESEARCH CENTERS

Alan Mantooth, Distinguished Professor of electrical engineering, will direct a new

\$15 million national center devoted to protecting the nation's power grid from cyber attacks.

Min Zou, professor of mechanical engineering, will lead a new

\$24 million

Center for Surface Engineering to develop new technology for industries.



Enrollment: **27,558**
Student-to-Faculty
Ratio **19:1**

Fall 2017



Top Army ROTC

in eight-state region and among nation's **top 10**



82%

incoming

HONORS COLLEGE

freshman fellows hail from Arkansas



DR. JOSEPH E. STEINMETZ | CHANCELLOR

Joseph E. Steinmetz became the sixth chancellor of the University of Arkansas on January 1, 2016.


His top priority is advancing student success, and he has already rolled out a number of new programs and initiatives designed to give students the financial and academic support they need to stay on track to graduation. Included among his other priorities are: creating more need-based scholarships, enhancing research and discovery, growing graduate programs, and continuing to advance diversity.

Chancellor Steinmetz has also put an emphasis on getting out and meeting university stakeholders and alumni. Toward that end, he has led two bus tours across the state of Arkansas, including an 800 mile loop across northern Arkansas last spring.

Prior to this appointment, he was Ohio State’s chief academic officer. He also served as dean of the College of Liberal Arts and Sciences at the University of Kansas, where he was also a university distinguished professor. Before Kansas, Dr. Steinmetz spent 19 years at Indiana University, Bloomington where he served as Chair of the Department of Psychology, Executive Associate Dean of Arts and Sciences and a Distinguished Professor of Psychological and Brain Science.

A nationally respected behavioral neuroscientist, Dr. Steinmetz was recognized in 1996 by the National Academy of Sciences for his contributions to the fields of experimental psychology and neuroscience. In 2012 he was named an AAAS Fellow.

Dr. Steinmetz earned his bachelor’s and master’s degrees at Central Michigan University and his doctorate at Ohio University. He and his wife, Sandy, have two sons and four grandchildren.



GERALD JORDAN | FACULTY ATHLETICS REPRESENTATIVE

Gerald Jordan, associate professor of journalism, worked 25 years for metropolitan daily newspapers before he joined the UofA faculty. His appointment as the faculty athletics representative marks a return to his start as a student covering the Razorbacks.

As his predecessor, Dr. Sharon Hunt, Jordan is an Arkansas alumnus and he becomes only the fourth UofA faculty member to fill this position. Chancellor Joe Steinmetz appointed Jordan to be the faculty member who certifies the eligibility of student-athletes and will be the university’s faculty representative to the NCAA and the Southeastern Conference.

Jordan graduated from the University of Arkansas in 1970 with a degree in journalism, and earned his master’s degree in journalism at Northwestern University in 1971. He is a 1982 Nieman Fellow at Harvard University.

Jordan began his career as a sports reporter for The Kansas City Star, where he subsequently wrote editorials and was a TV columnist. He wrote editorials for The Boston Globe. At The Philadelphia Inquirer, Jordan was a reporter, a Washington correspondent and worked as an editor in several departments before joining the journalism faculty. He returned to The Inquirer as an editor for 15 summers. He also worked two summers on News21, a national investigative journalism project at the Walter Cronkite School, Arizona State University.

Jordan has been an innovative teacher, developing the Digital Media Lab, a semester block of journalism courses designed to provide intensive teaching and training for a limited number of students in a realistic multimedia news environment. He also helped create the Lemke Journalism Project, which has brought minority high school students interested in journalism to the university for the past 17 years.

Jordan served as president of the Arkansas Alumni Association Board of Directors, and he is the founding leader of two alumni societies for U of A graduates.

He received the UofA’s Silas Hunt Legacy Award in 2010, and a Lifetime Achievement Award from the Northwest Arkansas Martin Luther King Jr. Planning Committee.

He was also the first faculty member to receive the university’s national award as Volunteer of the Year.

As the U of A faculty athletics representative Jordan will work closely with the athletics department, be involved with the student-athlete advisory council, in addition to attending SEC and NCAA meetings.

UNIVERSITY OF ARKANSAS LEADERSHIP

The Board of Trustees of the University of Arkansas serve as the institution’s governing body. The board is comprised of 10 trustees representing each of the state’s four congressional districts. The president is the chief executive officer of the University of Arkansas System and reports to the Board of Trustees. Each campus has a chancellor as its chief executive officer, reporting directly to the president.

BOARD OF TRUSTEES



Donald R. Bobbitt
System President



Joseph E. Steinmetz
Chancellor



Ben Hyneman
Chairman
Jonesboro (2018)



Mark Waldrip
Vice Chairman
Moro (2020)



Morril Harriman
Secretary
Little Rock (2024)



Kelly Eichler
Assistant Secretary
Little Rock (2026)

A MESSAGE FROM CHANCELLOR STEINMETZ

Razorback baseball fans are some of the best you'll find anywhere - ranking in the top five nationally in attendance for more than a decade. Your consistent support has helped Coach Van Horn's teams advance to NCAA Tournament play for 15 of the last 16 years, including hosting a great NCAA Regional in Fayetteville last season. Baum Stadium at George Cole Field is one of the nation's finest college baseball facilities and I'm looking forward to seeing it full of cheering Razorback fans this season.

At the University of Arkansas, we're extremely proud of Razorback athletics and our student athletes. Our athletics department is perennially recognized as being among the top 25 departments in the country.

Last spring, our student athletes also had a combined GPA of 3.25 - the 15th consecutive semester the department exceeded 3.0. More importantly, an average of 100 student athletes are now graduating from the university every year, giving Razorback athletics a graduation success rate of 78% - its highest ever.

I am very proud of the fact that our student athletes excel in academics as well as in athletics - and you should be proud, too. After all, you're helping to make it happen.

On behalf of the entire University of Arkansas family, thank you for your passionate support of the Razorbacks. We couldn't do it without you.

Go Hogs!
Joseph E. Steinmetz
Chancellor



David H. Pryor
Fayetteville (2019)




John Goodson
Texarkana (2021)



Stephen Broughton, M.D.
Pine Bluff (2022)



C.C. "Cliff" Gibson III
Monticello (2023)



Sheffield Nelson
Little Rock (2025)



Tommy Boyer
Fayetteville (2027)

UNIVERSITY OF ARKANSAS CAMPUS LEADERSHIP
FAYETTEVILLE EXECUTIVE COMMITTEE

Joseph E. Steinmetz
Chancellor

Randy Massanelli
Vice Chancellor for Governmental Relations

Mark Power
Vice Chancellor for University Advancement

Jim Coleman
Provost and Vice Chancellor for Academic Affairs

Tim O'Donnell
Vice Chancellor for Finance & Administration

Marcia Overby
Associate Vice Chancellor for Administration

Hunter Yurachek
Vice Chancellor for Intercollegiate Athletics

Charles Robinson
Vice Provost for Student Affairs

Laura Jacobs
Associate Vice Chancellor and Chief of Staff

Bill Kincaid
Associate General Counsel

HUNTER YURACHEK

University of Arkansas Chancellor Joseph Steinmetz announced the appointment of Hunter Yurachek as vice chancellor and director of athletics on Dec. 4, 2017. He previously served as the vice president for athletics at the University of Houston.

Prior to arriving at Houston, Yurachek served as Director of Athletics at Coastal Carolina University, where Coastal won 29 Big South Conference championships. Yurachek was named Under Armor FCS Athletic Director of the Year in 2014. He has also worked at the University of Akron, the University of Virginia, Western Carolina University, Vanderbilt University and Wake Forest University.

In Yurachek's first two years at Houston, the Cougars' sport programs eclipsed 225 points in the Learfield Directors' Cup in back-to-back years for the first time in department history, securing top-three finishes in The American Athletic Conference both years. The Cougars improved to second in 2016-17 after finishing third in 2015-16.



The feat was bolstered in 2016-17 by 11 of 17 programs qualifying for NCAA postseason competition. Houston's programs combined for a league-leading five American Conference team championships and 22 American Conference individual titles.

The postseason had a Houston flair as the men's 4x100-meter relay of John Lewis III, Mario Burke, Jacarias Martin and Cameron Burrell claimed an NCAA National Championship, while Burrell claimed silver at both the NCAA Indoor (60-meter dash) and Outdoor (100-meter dash) Championships. At home, the Houston Baseball program was selected to host an NCAA Regional for the fourth time in program history and the second time in the last three years.

The success was not limited to the field of play, however, as UH student-athletes opened the fall semester with a record 96 student-athletes on the Dean's List. That record was short lived as 109 student-athletes earned Dean's List honors in the spring semester. Houston student-athletes combined for the highest spring GPA (2.95), highest cumulative GPA following a spring semester (2.93) and the highest average hours passed in a spring semester (14.1) in department history.

Twelve of 17 sport programs recorded a GPA of 3.0 or higher, while 75 student-athletes completed their graduation requirements. Three programs, Men's Cross Country, Women's Cross Country and Women's Golf each earned the NCAA's Public Recognition Award ranking among the top 10 percent in the nation in academic progress rate scores.

The 2016-17 year also saw the continuation of an aggressive facilities plan as construction began on the \$60 million renovation of the Fertitta Center, the football indoor practice facility and a baseball player development center and clubhouse with more than \$85 million of projects all privately funded.

In his first year in the role, Houston recorded its highest finish in the Learfield Directors' Cup since 1999-2000 and its second-highest finish in school history with 296.5 points to finish 73rd nationally.

The 2015-16 academic year saw the Houston Football program capture The American Athletic Conference Championship and a Chick-fil-A Peach Bowl win over Florida State, the Houston Men's Track & Field program win The American Indoor and Outdoor Championships and the Houston Women's Golf program claim an American Championship in only its second year with a full team. In addition, the Men's Basketball program returned to the NCAA postseason for the 29th time in program history and the Men's Golf program advanced to the NCAA Championships for the third straight year.



The Yurachek family (l-r): Brooks, Jake, Hunter, Jennifer, and Ryan.

All of the athletic achievements occurred while UH student-athletes recorded the second-best fall GPA, 2.91, and second-best spring GPA, 2.87, in athletic department history while placing a record 88 student-athletes on the University's Dean's Honor List in the spring.

Yurachek led the Houston Athletics fundraising charge with a record amount \$5.2 million in private donations to the Athletics general scholarship fund in the 2014-15 fiscal year. Focused on improving the student-athlete experience, Yurachek has also led a department that unveiled the completed Guy V. Lewis Development Center for the Houston Men's and Women's Basketball programs, Carolyn and Ron Yokubaitis Field at Carl Lewis International Track & Field Complex, one of the nation's largest collegiate baseball video boards, a renovated Houston Football locker room and a short game facility for the Houston Men's and Women's Golf programs.

Named by Chancellor Dr. Renu Khator as Chair for a campus-wide steering committee established to oversee the grand opening events for the \$128 million TDECU Stadium, Yurachek assisted in the cultivation, solicitation and securing of a 10-year, \$15 million-naming rights agreement for TDECU Stadium with the per year value ranking in the top ten nationally for collegiate venue naming rights agreements.

Yurachek was instrumental in the national search and hiring of football and men and women's basketball head coaches (Tom Herman, Kelvin Sampson, Ronald Hughey) while overseeing the development and implementation of a \$500,000 remodeling project to the men and women's basketball locker rooms.

HUNTER YURACHEK

He served as liaison with an architectural design firm on the plans for the \$25-million Guy V. Lewis Development Center as well as overseeing the development and implementation of a \$500,000 facility enhancement to the Athletics/Alumni Center, including the addition of Cougar Cafe, a student-athlete nutrition center.

Yurachek came to Houston after serving four years as Director of Athletics at Coastal Carolina University where he oversaw a department featuring 18 men's and women's NCAA Division I sport programs. A testament of his vision, Yurachek was named the 2014 Under Armour FCS Athletic Director of the Year in May of 2014.

Under Yurachek's leadership, the Chanticleers won a total of 29 Big South Championships (both regular season and tournament championships), made 30 NCAA appearances and finished a program-best 79th in the 2012-13 Learfield Director's Cup.

During Yurachek's time of leadership, Coastal hosted an NCAA Baseball Regional; NCAA Baseball Super Regional; NCAA Division I Football championship contests in 2010 and '13; and NCAA Men's Soccer Championship matches in 2011, '12 and '13, as well as winning a competitive bid to host the VisitMyrtleBeach.com Men's and Women's Big South Basketball Championships in 2013, 2014 and 2015, sponsored by the Myrtle Beach Area Chamber of Commerce.

Coastal Carolina student-athletes posted a 3.028 grade point average (GPA) for the fall 2013 semester and saw its overall GPA rise from 3.053 to 3.108. Of the 434 student-athletes, 253 - or 58.3 percent - posted a GPA between 4.0 and 3.0, including 28 who earned President's List (4.0 GPA for the semester) and an additional 117 who earned Dean's List recognition. Further breakdown shows that 125 of the 175 women student-athletes (71.4 percent) posted a GPA between 4.0 and 3.0, while 128 of the 259 men (49.4 percent) accomplished the feat.

In addition, since Yurachek's hiring in January 2010, Coastal Carolina student-athletes earned:

- 363 All-Big South honors
- 31 All-Big South Player of the Year honors along with 13 Big South Freshman of the Year honors
- 28 All-America honors
- 11 Big South Scholar-Athlete of the Year honors in their respective sports
- 5 Academic All-America honors
- 4 national postgraduate scholarships
- 3 Big South Conference Christenberry Awards for Academic Excellence

With all the success, the Coastal Carolina department operated within a balanced budget during Yurachek's tenure, thanks to his zero-budget initiative and the unprecedented revenues generated since his arrival with his restructuring of the

external relations department. In his first year, the department revenue was at \$560,000, including \$316,000 in ticket sales and sponsorships at \$250,000. After the 2012-13 year, revenue came in at \$1.4 million, thanks to \$549,000 in ticket sales and \$600,000 in sponsorships.

Since 2010, the Department of Athletics added women's lacrosse; launched Champions for Life, a life skills enhancement program for student-athletes; signed a five-year \$1.1 million contract with an athletic apparel provider; established the Letterwinners Association; successfully completed NCAA Cycle 3 Recertification; and has been featured on the front page of the sports section of USA Today with the headline reading "Coastal Carolina Piles up Sports Success."

Also during Yurachek's tenure, several major projects that supported intercollegiate athletics totaling more than \$250 million were included in the University's in ongoing capital improvements across the campus.

The HTC Center opened in 2012 and is the home for Coastal Carolina's men's and women's basketball and women's volleyball programs - as well as the three-year home to the Big South Men's and Women's Basketball Championships. In addition, Adkins Field House, the Boni Belle Baseball/Softball Hitting & Practice Facility, the Will Garland Academic Enhancement Center and the Richard M. Ward MD Sports Performance Center were completed and dedicated while the \$10.2 million Baseball/Softball complex will be completed in 2014. Yurachek also secured a 12-court tennis facility and a student-athlete training table facility.

Prior to his appointment at Coastal Carolina University, Yurachek was executive senior associate athletics director at the University of Akron. He led and managed the Zips' external relations unit, which included marketing and promotions, media relations, ticket operations, development (Z-Fund), video operations and merchandising. In addition, he was the sport administrator for men's basketball, men's golf and women's golf and worked closely with the football program.

Yurachek has also held various athletics administration leadership positions at the University of Virginia, Western Carolina University, Vanderbilt University and Wake Forest University.

He earned his bachelor's degree in business management at Guilford College in 1990, where he was a four-year letter winner in basketball. He earned his master's degree in sports administration from the University of Richmond in 1994.

A native of Richmond, Va., Yurachek and his wife Jennifer have three sons; Ryan, a tight end for the Marshall Football program, Jake and Brooks.



ATHLETICS ADMINISTRATION



Hunter Yurachek
Vice Chancellor &
Director of Athletics



Julie Cromer-Peoples
Senior Associate AD
Administration & Sport
Programs/SWA



Matt Trantham
Senior Associate AD
Internal Operations



Jon Fagg
Senior Associate AD
Development & Administration



Clayton Hamilton
Senior Associate AD
Business Operations & CFO



Chris Freet
Senior Associate AD
External Operations &
Strategic Communications



Derita Ratcliffe
Senior Associate AD
Student-Athlete Experience
& Administration



Chris Pohl
Associate AD
Event Management
& Sport Administration



Charles Small
Associate AD
Academic Services



Kevin Trainor
Associate AD
Public Relations



Tracey Stehlik
Associate AD
Compliance



Justin Maland
Associate AD
Facilities



Elvis Moya
Associate AD
Marketing & Fan Development



Patrick Pierson
Assistant AD
Communications



Michelle Glover
Assistant AD
Broadcast Services



Matt McCoy
Associate General Counsel



Aaron Parris
Assistant AD
Ticket Operations



Scott Sargent
Assistant AD
Facilities



Charlie Arviso
Assistant AD
Ticket Sales

HEAD COACHES



Dave Van Horn
Baseball
16th Season



Mike Anderson
Men's Basketball
7th Season



Mike Neighbors
Women's Basketball
1st Season



Chris Bucknam
Men's Cross Country/
Track & Field
10th Season



Lance Harter
Women's Cross Country/
Track & Field
28th Season



Chad Morris
Football
1st Season



Brad McMakin
Men's Golf
12th Season



Shauna Estes-Taylor
Women's Golf
11th Season



Mark Cook
Gymnastics
16th Season



Colby Hale
Women's Soccer
6th Season



Courtney Deifel
Softball
3rd Season



Neil Harper
Swimming & Diving
2nd Season



Andy Jackson
Men's Tennis
5th Season




Michael Hegarty
Women's Tennis
15th Season



Jason Watson
Volleyball
2nd Season

BASEBALL SUPPORT STAFF



Corey Wood
Athletic Trainer



Blaine Kinsley
Strength & Conditioning



Kelly Moore
Administrative Assistant
Camp Coordinator



Zach Barr
Video Coordinator



Mark Taylor
Equipment



Chris Arnold
Orthopedic Physician



Ramon Ylanan
Team Physician



Britta DeLay
Academics



Taylor McGillis
Digital Strategist



John Thomas
Communications



Jimmy Sanchez
Marketing



A.J. Enloe
Graphic Design

RAZORBACK FOUNDATION



ABOUT THE FOUNDATION

The mission of the Razorback Foundation Inc. is to support the athletic endeavors of the University of Arkansas. The Foundation assists our student-athletes by providing financial support for scholarships, facilities and various programs that enable them to realize their dreams of achieving a quality college education while participating in athletics on a nationally competitive level.

WHY WE NEED YOUR HELP

Through contributions from our members, we are able to provide scholarship support for more than 460 student-athletes, funding for facility enhancements and financial assistance to other programs designed to elevate student-athletes and Arkansas Athletics.

Being an active Foundation member is not only an investment in our athletic program and in the athletic and academic success of our student-athletes, it also unlocks many special benefits to you. Those include priority access to season tickets, single-game tickets, parking, priority points, membership thank you packet, invitations to exclusive member-only events plus more!

JOIN TODAY!

There is no better way to support Razorback Athletics than to contribute to the Razorback Foundation Annual Fund. Your gift, no matter the size, will significantly impact the life of every Razorback student-athlete. Several membership levels are available and you may designate your gift(s) to football, men's basketball, baseball, men's Olympic sports and/or women's sports. Gifts may be made outright or via automatic payment plans. The Foundation also offers a Collegiate Membership for current University of Arkansas students as well as a Young Alumni Program for recent graduates.

For more information about membership levels, benefits and other giving opportunities, please contact us at 877-436-0013 or gohogs@razorbackfoundation.com. More information may be found at razorbackfoundation.com.



SCOTT VARADY
Executive Director
& General Counsel



BILLYE VETETO
Chief Financial Officer



JOHN MATSKO
Senior Associate
Director



MARVIN CASTON
Senior Director of
Development



TERRY PRENTICE
Associate Director
of Development



SUSIE SHINN
Director of Development



MICA STROTHER
Director of Development



HUNTER SAGELY
Assistant Director
of Development



DEAN WEBER
Assistant Director
of Development



CASSY JULICH
Special Events
Coordinator



CHARLOTTE FAUCETTE
Member Relations



JACKIE ROLLINS
Member Relations/
Assistant to the
Executive Director



DEBBIE SCOGGIN
Member Relations



JULIA WOODS
Member Relations



HAROLD HORTON
Executive Director
Emeritus



NORM DeBRIYN
Director of Development



IT MEANS MORE

WOODOO PIG
SOOIE.



IT JUST MEANS MORE.™

SECSports.com #ItJustMeansMore



5

FAYETTEVILLE, AR

University of Arkansas

13

NASHVILLE, TN

Vanderbilt University

56

COLUMBIA, SC

University of South Carolina

61

KNOXVILLE, TN

University of Tennessee

63

BATON ROUGE, LA

LSU

2018 ARKANSAS BASEBALL SCHEDULE



February

| | | | | | | |
|----------------------------|----|----|---------------------|----|---------------------------|----------------------------|
| | | | | 1 | 2 | 3 |
| 4 | 5 | 6 | 7 | 8 | 9 | 10 |
| 11 | 12 | 13 | 14 | 15 | 16 BUCKNELL 3:00 PM | 17 BUCKNELL 11:30 AM |
| 18 BUCKNELL 12:00 PM | 19 | 20 | 21 A 9:00 PM | 22 | 23 CP 3:00 PM | 24 DUKE 8:00 PM |
| 25 SD 12:00 PM | 26 | 27 | 28 SD 3:00 PM | 29 | 30 | 31 |

March

| | | | | | | |
|-----------------------------|----|---------------------------|---------------------------|---------------------------|----------------------------|-----------------------------|
| | | | | 1 SD 3:00 PM | 2 CS 3:00 PM | 3 CS 2:00 PM |
| 4 CS 12:30 PM | 5 | 6 | 7 | 8 | 9 KENT STATE 3:00 PM | 10 KENT STATE 2:00 PM |
| 11 KENT STATE 1:00 PM | 12 | 13 TX 7:00 PM | 14 TX 4:00 PM | 15 | 16 HK 6:30 PM | 17 HK 2:00 PM |
| 18 HK 1:00 PM | 19 | 20 CAROLINA 6:05 PM | 21 CAROLINA 3:00 PM | 22 | 23 FLORIDA 5:30 PM | 24 FLORIDA 11:00 AM |
| 25 FLORIDA 11:00 AM | 26 | 27 M 6:30 PM | 28 | 29 Ole Miss 6:30 PM | 30 Ole Miss 6:30 PM | 31 Ole Miss 1:30 PM |

April

| | | | | | | |
|---------------------|----|----------------------------|---------------------|---------------------|---------------------|---------------------|
| 1 | 2 | 3 UTM 6:30 PM | 4 UTM 3:00 PM | 5 | 6 IA 6:30 PM | 7 IA 6:00 PM |
| 8 IA 4:00 PM | 9 | 10 GRAMBLING 6:30 PM | 11 | 12 SC 6:00 PM | 13 SC 6:30 PM | 14 SC 2:00 PM |
| 15 | 16 | 17 B 6:30 PM | 18 | 19 | 20 MS 6:30 PM | 21 MS 6:30 PM |
| 22 MS 1:00 PM | 23 | 24 T 6:30 PM | 25 T 6:00 PM | 26 | 27 A 6:30 PM | 28 A 6:00 PM |
| 29 A 1:00 PM | 30 | 31 | | | | |

May

| | | | | | | |
|-----------------------|----|----|----|--------------------|----------------------|----------------------|
| | | 1 | 2 | 3 | 4 LSU 7:00 PM | 5 LSU 7:00 PM |
| 6 LSU 2:00 PM | 7 | 8 | 9 | 10 | 11 ATM 6:00 PM | 12 ATM 1:00 PM |
| 13 ATM 12:00 PM | 14 | 15 | 16 | 17 G 6:00 PM | 18 G 6:00 PM | 19 G 1:00 PM |
| 20 | 21 | 22 | 23 | 24 | 25 | 26 |
| 27 | 28 | 29 | 30 | 31 | | |



@RazorbackBSB

Home Games (Baum Stadium | Fayetteville, AR)

Away Games

All times are CT and subject to change

* SEC Game + San Diego, CA (Tony Gwynn Classic) * North Little Rock, AR (Dickey-Stephens Park)

SEC Tournament (Hoover, AL) May 22-27 NCAA Regionals June 1-4 NCAA Super Regionals June 8-11 College World Series (Omaha, NE) June 16-28

