



ARKANSAS Baseball Game Notes

8 College World Series Appearances • 6 NCAA Super Regional Appearances
29 NCAA Tournament Appearances • 2 SEC Regular Season Titles • 4 SEC Western Division Titles

'18 SCHEDULE & RESULTS

FEBRUARY

| | | |
|----|----------------------------------|---------|
| 16 | BUCKNELL | W, 14-2 |
| 17 | BUCKNELL | W, 32-4 |
| 18 | BUCKNELL | W, 3-1 |
| 21 | vs. Arizona (San Diego, Calif.) | W, 1-0 |
| 23 | vs. Cal Poly (San Diego, Calif.) | L, 4-3 |
| 24 | at San Diego State | W, 5-2 |
| 25 | at San Diego | L, 7-6 |
| 28 | DAYTON | W, 18-1 |

MARCH

| | | |
|----|-----------------------------|--------------------|
| 1 | DAYTON | W, 11-0 |
| 2 | SOUTHERN CAL | W, 4-0 |
| 3 | SOUTHERN CAL | L, 3-1 |
| 4 | SOUTHERN CAL | W, 7-6 (8 innings) |
| 9 | KENT STATE (DH) | W, 7-2 |
| | KENT STATE (DH) | L, 10-4 |
| 11 | KENT STATE | W, 11-4 |
| 13 | TEXAS | W, 13-4 |
| 14 | TEXAS | W, 7-5 |
| 16 | KENTUCKY* | 6:30 p.m. |
| 17 | KENTUCKY* | 2 p.m. |
| 18 | KENTUCKY* | 1 p.m. |
| 20 | vs. Charlotte (BB&T Park) | 6:05 p.m. |
| 21 | at Charlotte | 3 p.m. |
| 23 | at Florida* | 5:30 p.m. |
| 24 | at Florida* | 11 a.m. |
| 25 | at Florida* | 11 a.m. |
| 27 | vs. Memphis (AutoZone Park) | 6:30 p.m. |
| 29 | at Ole Miss* | 6:30 p.m. |
| 30 | at Ole Miss* | 6:30 p.m. |
| 31 | at Ole Miss* | 1:30 p.m. |

APRIL

| | | |
|----|---------------------------|-----------|
| 3 | ULM | 6:30 p.m. |
| 4 | ULM | 3 p.m. |
| 6 | AUBURN* | 6:30 p.m. |
| 7 | AUBURN* | 6 p.m. |
| 8 | AUBURN* | 4 p.m. |
| 10 | GRAMBLING ST. (NLR, Ark.) | 6:30 p.m. |
| 12 | SOUTH CAROLINA* | 6 p.m. |
| 13 | SOUTH CAROLINA* | 6:30 p.m. |
| 14 | SOUTH CAROLINA* | 2 p.m. |
| 17 | MISSOURI STATE | 6:30 p.m. |
| 20 | at Mississippi St.* | 6:30 p.m. |
| 21 | at Mississippi St.* | 6:30 p.m. |
| 22 | at Mississippi St.* | 1 p.m. |
| 24 | TEXAS TECH | 6:30 p.m. |
| 25 | TEXAS TECH | 6 p.m. |
| 27 | ALABAMA* | 6:30 p.m. |
| 28 | ALABAMA* | 6 p.m. |
| 29 | ALABAMA* | 1 p.m. |

MAY

| | | |
|------------|------------------------------------|--------|
| 4 | at LSU* | 7 p.m. |
| 5 | at LSU* | 7 p.m. |
| 6 | at LSU* | 2 p.m. |
| 11 | TEXAS A&M* | 6 p.m. |
| 12 | TEXAS A&M* | 1 p.m. |
| 13 | TEXAS A&M* | Noon |
| 17 | at Georgia* | 6 p.m. |
| 18 | at Georgia* | 6 p.m. |
| 19 | at Georgia* | 1 p.m. |
| May 22-27 | SEC Tournament (Hoover, Ala.) | TBA |
| June 1-4 | NCAA Regionals | |
| June 8-11 | NCAA Super Regionals | |
| June 16-28 | College World Series (Omaha, Neb.) | |

All times Central; Home game in BOLD; * - SEC Game

MARCH 16 - 18 vs. NO. 4 KENTUCKY | BAUM STADIUM



#4 KENTUCKY WILDCATS

| | |
|--------------------|--------------------|
| Record | 14-3 |
| Ranking | 4 |
| Last Season | 43-23 |
| Head Coach | Nick Mingione |
| Career Record | 57-26 (2nd Season) |
| Record at Kentucky | 57-26 (2nd Season) |



#5 ARKANSAS RAZORBACKS

| | |
|--------------------|-------------------------|
| Record | 11-4 |
| Ranking | 5 |
| Last Season | 45-19 |
| Head Coach | Dave Van Horn |
| Career Record | 1,191-587 (30th season) |
| Record at Arkansas | 606-347 (16th Season) |

SERIES BY THE NUMBERS (2018 STATS)

| KENTUCKY | OFFENSE | ARKANSAS | KENTUCKY | PITCHING/DEFENSE | ARKANSAS |
|----------|------------------|----------|----------|----------------------|----------|
| .324 | Batting Avg. | .308 | 3.76 | ERA | 2.44 |
| .578 | Slugging Pct. | .515 | 153.0 | Innings Pitched | 151.0 |
| .441 | On-Base Pct. | .429 | 0 | Complete Games | 0 |
| 51 | Doubles | 36 | 1 | Saves | 6 |
| 3 | Triples | 2 | 3.53 | Strikeout/Walk Ratio | 2.69 |
| 30 | Home Runs | 26 | .226 | Opponent's Avg. | .216 |
| 98 | Walks | 104 | 16 | Errors | 17 |
| 23-of-32 | Stolen Bases/Att | 15-of-18 | 7 | Double Plays | 19 |

All-time Series: Arkansas leads 39-25; In Fayetteville, Ark.: Arkansas leads 20-10; In Lexington, Ky.: Arkansas leads 17-13; At neutral sites: Tied 2-2

PROBABLE PITCHERS

FRI: ARK RHP Blaine Knight (0.78 ERA, 3-0, 21 K, 4 BB) vs. UK RHP Sean Hjelle (1.35 ERA, 4-0, 24 K, 4 BB)

SAT: ARK RHP Isaiah Campbell (2.00 ERA, 1-2, 19 K, 8 BB) vs. UK TBA

SUN: ARK TBA vs. UK RHP Justin Lewis (4.07 ERA, 3-1, 37 K, 5 BB)

RAZORBACK NOTES

TOP-FIVE MATCHUP AT BAUM - Coming off a strong showing in the midweek against Texas, Arkansas is riding a three-game winning streak when it welcomes fourth-ranked Kentucky to Baum Stadium to kick off the 2018 SEC season. Kentucky is in the midst of a 14-3 season under second-year head coach Nick Mingione and has won 10 of its last 12 games, including a series win over No. 3 Texas Tech. This weekend's series between the Hogs and 'Cats is the first top-five matchup at Baum Stadium since No. 1 Arizona State visited Arkansas for a two-game midweek series in 2009. This weekend will also mark the first top-15 matchup between the two programs since 2012.

NO PLACE LIKE HOME - The Razorbacks have been stellar at home so far this season, building up a 11-2 record in series wins over Bucknell, Dayton, USC, Kent State, and Texas. As a team, Arkansas is hitting .342, while the pitching staff has garnered a 2.48 ERA in games played at Baum Stadium. The starting pitchers have picked up six of the 11 victories, while the staff as a

whole is holding batters to a .220 average. At the plate, the Hogs have smashed 23 of its season's 26 homers at Baum Stadium and are slugging a combined .577.

SOOOIEVILLE SLUGGERS YEAR TWO? - In 2017, Arkansas crushed an SEC-best 83 home runs. It was the most home runs by a Razorback team since 2010. The Hogs have picked up where they left off with 26 home runs after 17 games, five more than they had after 17 games last year. Casey Martin leads the team with six homers on the year, good for third in the league.

COMING IN A PINCH - When senior infielder Jared Gates went down with an injury midway through Arkansas' series finale with Kent State, sophomore Jordan McFarland came up clutch with a 2-for-3 performance at the plate and five RBIs, including two home runs, which equaled his entire total from a year ago. His second home run of the game was a grand slam, becoming the first Razorback to hit a grand slam since Chad Spanberger did it in the SEC Tournament quarterfinals last year. McFarland

MLB (9)

| Name | Years at Arkansas | Club |
|-------------------|-------------------|---------------------|
| Brian Anderson | 2012-14 | Miami |
| Andrew Benintendi | 2014-15 | Boston |
| Logan Forsythe | 2006-08 | Los Angeles Dodgers |
| Dallas Keuchel | 2007-09 | Houston |
| James McCann | 2009-11 | Detroit |
| Blake Parker | 2004-06 | Los Angeles Angels |
| Matt Reynolds | 2010-12 | Washington |
| Drew Smyly | 2009-10 | Chicago Cubs |
| Ryne Stanek | 2011-13 | Tampa Bay |

AAA (4)

| Name | Years at Arkansas | Club |
|--------------------|-------------------|------------------|
| Barrett Astin | 2011-13 | Louisville (CIN) |
| Jalen Beeks | 2013-14 | Pawtucket (BOS) |
| Brett Eibner | 2008-10 | Round Rock (TEX) |
| Dominic Ficociello | 2011-13 | Toledo (DET) |

AA (3)

| Name | Years at Arkansas | Club |
|----------------|-------------------|-------------------|
| D.J. Baxendale | 2010-12 | Chattanooga (MIN) |
| Zack Cox | 2009-10 | Erie (DET) |
| Andy Wilkins | 2008-10 | Chattanooga (MIN) |

A-Advanced (4)

| Name | Years at Arkansas | Club |
|--------------|-------------------|---------------------|
| Zach Jackson | 2014-16 | Dunedin (TOR) |
| Trey Killian | 2013-15 | Lancaster (COL) |
| Jacob Morris | 2011-13 | Winston-Salem (CWS) |
| Tyler Spoon | 2013-15 | Salem (BOS) |

A (3)

| Name | Years at Arkansas | Club |
|----------------|-------------------|---------------------|
| Michael Bernal | 2014-16 | Augusta (SF) |
| Clark Eagan | 2014-16 | West Virginia (PIT) |
| Bobby Wernes | 2014-15 | Asheville (COL) |

A-Short (4)

| Name | Years at Arkansas | Club |
|-----------------|-------------------|---------------------|
| Cannon Chadwick | 2015-17 | Brooklyn (NYM) |
| Tucker Pennell | 2015-16 | Tri-City (SD) |
| Trevor Stephan | 2017 | Staten Island (NYY) |
| James Teague | 2014-16 | Aberdeen (BAL) |

Rookie (4)

| Name | Years at Arkansas | Club |
|-------------------|-------------------|----------------------|
| Josh Alberius | 2014-17 | GCL Marlins (MIA) |
| Chad Spanberger | 2015-17 | Grand Junction (COL) |
| Dominic Taccolini | 2014-17 | AZL Padres (SD) |
| Doug Willey | 2016 | Orem (LAA) |

started both games of the Texas series and since then has hit an even .600 with 10 RBIs and five runs scored, the most of any Razorback over that span.

CRUSHED IT - Freshman infielder Casey Martin was named the SEC Freshman of the Week after his huge weekend at the plate against Dayton and USC. The Lonoke, Arkansas native led all Razorback hitters with a .444 average over the five-game span and slugged .474. The freshman has kept it going, starting each of the last 12 games and is leading the team with a .417 average and six home runs. He has hit a home run in each of the last three games and has the third-highest home run total in the conference.

BONFIELD AND SHADY NEAR 150 STARTS AS RAZORBACKS - 15 games into their senior seasons, Luke Bonfield and Carson Shaddy are both nearing 150 starts for their Razorback careers. Bonfield currently sits at 144 starts, while Shaddy is at 142 starts. Once they reach 150, they will become the first Razorbacks to reach that mark since Michael Bernal finished his career with 167 starts. Danny Hamblin still holds the record for 245 starts in his career.

AS DARK AS KNIGHT - There's been no daylight for opposing hitters that step into the box against junior right-hander Blaine Knight. The Bryant, Arkansas native has racked up three wins in four starts this season with a team-leading 0.78 ERA, which is also good for third in the SEC and top-50 in the nation. Knight has thrown five or more innings in all four of his starts and given up just two earned run over 23.0 innings.

CRONIN SHOWS HIS STUFF - One of the bright spots to Arkansas' pitching staff this year has been the play of sophomore Matt Cronin. In six appearances this year, Cronin has one victory and two saves with five scoreless outings. Against Arizona, he retired seven of the final eight batters and also got out of a bases loaded jam in the seventh. He did it again on Wednesday against Texas, getting a bases-loaded strikeout in the eighth to escape the danger. He went on to earn his second save of the year, one more than his total last year.

DVH WINS 600 GAMES AS RAZORBACK HEAD COACH - By defeating San Diego State, 5-2, head coach Dave Van Horn claimed his 600th win as the Razorback skipper. Van Horn is now one of only three head coaches in the SEC with 600 or more wins at their current school. Overall, Van Horn has 975 wins as a Division I head coach, good for eighth most among all active coaches.

MURPHY AND KJERSTAD WILL HOGS PAST WILDCATS - Playing a neutral site game as part of a warmup to the Tony Gwynn Legacy Tournament, Arkansas was able to gut out a 1-0 victory over Pac-12 power Arizona. Junior pitcher Kacey Murphy showed no drop off from his strong 2017 postseason by throwing six scoreless innings and totaling six strikeouts on 73 pitches. At the plate, freshman Heston Kjerstad continued to show he belongs by hitting the solo home run that provided the victory. Kjerstad has at least one hit in all but three games this season and has 16 RBIs, good for second on the team.

KNIGHT MAKES THIRD-STRAIGHT OPENING WEEKEND START - For the third-straight season, Bryant, Arkansas native Blaine Knight was part of Arkansas' starting rotation for the first series of the year. Knight held Bucknell hitless over five innings in a 14-2 victory. Combined in his three opening weekend starts, Knight has struck out 12 batters in 14 innings, while allowing just two runs and walking two batters. Knight currently has the third-best ERA in the SEC (0.78) and it's also good for top-40 in the nation. He's one of only four pitchers and two starters with a sub-1.00 ERA this year in the SEC.

HOGS PLATE 49 RUNS ON BUCKNELL - Arkansas cruised to a sweep over Bucknell on opening weekend. While the three wins were impressive enough, it was the amount of runs that was astounding. 49 Razorback runs crossed the plate combined over the three games including 32 in Saturday's game two. The 49 runs is the most in the first three games of a season since 1997. The sweep is the team's fifth-straight to open a season dating back to 2014, while the 32 runs in game two was just one less than the school record for runs scored in a single-game (1984).

WELCOME BACK GUYS! - Multiple Razorbacks who were injured for all of 2017 made their returns last week including: pitchers Isaiah Campbell (bone spurs), Keaton McKinney (elbow), Cody Scroggins (elbow), and infielder Hunter Wilson (leg). Campbell and McKinney were both part of the starting rotation, combining for six innings and nine strikeouts. Campbell was able to earn the game two win, while McKinney was making his first competitive appearance since the 2016 season.

SHADY GOES ALL OUT TO EARN SEC PLAYER OF THE WEEK - Carson Shaddy was the Razorbacks' most efficient hitter during the season's first weekend as he totaled an SEC-leading nine

2018 SEC STANDINGS

| | | Conference | | | | Overall | | | | |
|----------------|-------------------|------------|----------|-----------|-----------|-----------|----------|-------------|------------|-----------|
| | | W | L | Win% | GB | W | L | Win% | Last 10 | Streak |
| EASTERN | Florida | 0 | 0 | -- | -- | 16 | 3 | .842 | 8-2 | W4 |
| | Kentucky | 0 | 0 | -- | -- | 14 | 3 | .824 | 8-2 | L1 |
| | Missouri | 0 | 0 | -- | -- | 14 | 3 | .824 | 9-1 | W9 |
| | Georgia | 0 | 0 | -- | -- | 12 | 5 | .706 | 6-4 | W5 |
| | South Carolina | 0 | 0 | -- | -- | 12 | 5 | .706 | 6-4 | W5 |
| | Vanderbilt | 0 | 0 | -- | -- | 12 | 5 | .706 | 6-4 | L1 |
| Tennessee | 0 | 0 | -- | -- | 12 | 6 | .667 | 7-3 | W4 | |
| WESTERN | Auburn | 0 | 0 | -- | -- | 17 | 1 | .944 | 9-1 | W2 |
| | Ole Miss | 0 | 0 | -- | -- | 17 | 1 | .944 | 9-1 | W9 |
| | Texas A&M | 0 | 0 | -- | -- | 16 | 2 | .889 | 8-2 | L1 |
| | Alabama | 0 | 0 | -- | -- | 15 | 3 | .833 | 7-3 | W4 |
| | Arkansas | 0 | 0 | -- | -- | 13 | 4 | .765 | 8-2 | W3 |
| | LSU | 0 | 0 | -- | -- | 12 | 6 | .667 | 7-3 | W3 |
| | Mississippi State | 0 | 0 | -- | -- | 10 | 7 | .588 | 7-3 | L1 |

RBIs in 12 plate appearances. He was only 4-for-7 (.571) at the plate, but drew four walks to build up a .750 on-base percentage, which is third best in the league. On Opening Day, Shaddy started 2018 off with a bang, clubbing four RBIs as part of a 1-for-2 day with a home run. The four RBIs were the most for a Razorback on Opening Day since Blake Parker drove in four in 2005 against Dallas Baptist. He finished the weekend with a .571/.750/1.571 slash line.

EARLY RECOGNITION FOR BLAINE KNIGHT - Razorback junior right-hander Blaine Knight was named a Louisville Slugger Preseason Third Team All-American by Collegiate Baseball Magazine back in December. Knight was one of Arkansas' top arms in 2017, making 16 starts and compiling a 3.28 ERA in 90.2 innings pitched, the second-lowest ERA among Arkansas starting pitchers. His eight wins were good for tops on the team and were the most by an Arkansas pitcher since Chris Oliver had eight in 2014.

KOCH NAMED PRESEASON ALL-AMERICAN - Razorback junior catcher Grant Koch was named a Preseason Third Team All-American by D1Baseball.com in January. The Hog backstop was a constant in the lineup last year as he started in nearly every game (63 games), and hit .264 with a career-best 13 home runs and 42 RBIs. His home run total was the seventh most in the conference, most among catchers, and most by a Razorback catcher in the Dave Van Horn era.

ARKANSAS EARNS TOP 10 PRESEASON RANKINGS IN ALL NATIONAL POLLS - With the release of the preseason poll from the National College Baseball Writers Association, Arkansas will begin the 2018 season ranked in the top 10 of all the major national polls. The NCBWA placed the Hogs at No. 6 in this week's poll, the same placement as the Perfect Game poll, which is also the lowest of the six polls. Collegiate Baseball Magazine ranked the Razorbacks at No. 3, their highest since they were ranked No. 1 at the preseason in 2013.

HIGH MARKS IN PRESEASON SEC POLL - The Razorbacks were picked by the league's head coaches to win the Western Division and finish second overall. In the 27th annual preseason SEC poll, the Hogs picked up 12 of the 14 votes to win the division and one vote to take the league overall.

FOUR HOGS EARN PRESEASON ALL-SEC MARKS - Arkansas was one of two schools (Florida) to have four or more players earn a spot on either Preseason All-SEC team. Catcher Grant Koch led all Razorbacks as the lone first-team player, followed by Blaine Knight, Jax Biggers, and Dominic Fletcher, who make up the second team.

FLETCHER RETURNS TO CAPTAIN OUTFIELD AFTER BANNER FRESHMAN SEASON - After a year where he could be argued as the best hitting freshman in the SEC, centerfielder Dominic Fletcher is back for his sophomore year with the Hogs. Fletcher was named a freshman All-American by the NCBWA and Baseball America in 2017 after hitting .291 with 64 hits, 12 home runs, and 37 RBIs. His 12 long balls were the second most by a Razorback freshman in a season in school history trailing only Zack Cox, who hit 13 in 2009. In last year's season opener, Fletcher became the first Arkansas freshman to homer in his Razorback debut since Andy Wilkins in 2008.

National Polls

Baseball America

Week 4 (March 12)

| | |
|-----------------------|-------------|
| 1. Oregon State | 15-1 |
| 2. Florida | 15-3 |
| 3. Stanford | 14-2 |
| 4. Kentucky | 14-3 |
| 5. Clemson | 15-1 |
| 6. Florida State | 14-2 |
| 7. Arkansas | 11-4 |
| 8. Texas Tech | 15-2 |
| 9. TCU | 8-4 |
| 10. Texas A&M | 16-1 |
| 11. Ole Miss | 15-1 |
| 12. Louisville | 14-1 |
| 13. Auburn | 15-1 |
| 14. Vanderbilt | 12-4 |
| 15. Southern Miss | 11-4 |
| 16. UCLA | 10-4 |
| 17. LSU | 11-6 |
| 18. Indiana | 11-4 |
| 19. UCF | 13-3 |
| 20. Duke | 12-3 |
| 21. East Carolina | 12-3 |
| 22. Sam Houston State | 12-4 |
| 23. NC State | 13-3 |
| 24. Illinois | 8-4 |
| 25. San Diego State | 10-5 |

D1Baseball

Week 4 (March 12)

| | |
|-----------------------|-------------|
| 1. Oregon State | 15-1 |
| 2. Florida | 15-3 |
| 3. Stanford | 14-2 |
| 4. Kentucky | 14-3 |
| 5. Arkansas | 11-4 |
| 6. Texas Tech | 15-2 |
| 7. Florida State | 14-2 |
| 8. Ole Miss | 15-1 |
| 9. Texas A&M | 16-1 |
| 10. Clemson | 15-1 |
| 11. TCU | 9-4 |
| 12. Louisville | 14-1 |
| 13. Vanderbilt | 12-4 |
| 14. Indiana | 11-4 |
| 15. Auburn | 15-1 |
| 16. Southern Miss | 11-4 |
| 17. UCLA | 10-4 |
| 18. East Carolina | 12-3 |
| 19. Mississippi State | 10-6 |
| 20. LSU | 11-6 |
| 21. Duke | 12-3 |
| 22. Virginia | 10-6 |
| 23. UCF | 13-3 |
| 24. NC State | 13-3 |
| 25. UNLV | 15-2 |

Perfect Game

Week 4 (March 12)

| | |
|-----------------------|-------------|
| 1. Florida | 15-3 |
| 2. Oregon State | 15-1 |
| 3. Kentucky | 14-3 |
| 4. Stanford | 14-2 |
| 5. Texas Tech | 15-2 |
| 6. Ole Miss | 15-1 |
| 7. TCU | 9-4 |
| 8. Florida State | 14-2 |
| 9. Arkansas | 11-4 |
| 10. NC State | 13-3 |
| 11. Louisville | 14-1 |
| 12. Texas A&M | 16-1 |
| 13. Clemson | 15-1 |
| 14. Auburn | 15-1 |
| 15. Vanderbilt | 12-4 |
| 16. LSU | 11-6 |
| 17. Southern Miss | 11-4 |
| 18. Indiana | 11-4 |
| 19. UCLA | 10-4 |
| 20. Duke | 12-3 |
| 21. Sam Houston State | 12-4 |
| 22. UCF | 13-3 |
| 23. UNLV | 15-2 |
| 24. Oklahoma | 10-7 |
| 25. East Carolina | 12-3 |

USA Today/ESPN

Week 4 (March 12)

| | |
|-----------------------|-------------|
| 1. Oregon State (25) | 15-1 |
| 2. Florida (3) | 15-3 |
| 3. Stanford (1) | 14-2 |
| 4. Kentucky (1) | 14-3 |
| 5. Texas Tech | 15-2 |
| 6. Texas A&M | 16-1 |
| 7. Florida State | 14-2 |
| 8. Ole Miss | 15-1 |
| 9. Clemson | 15-1 |
| 10. Arkansas | 11-4 |
| 11. Louisville | 14-1 |
| 12. TCU | 9-4 |
| 13. Vanderbilt | 12-4 |
| 14. Auburn | 15-1 |
| 15. UCLA | 10-4 |
| 16. Southern Miss | 11-4 |
| 17. East Carolina | 12-3 |
| 18. Indiana | 11-4 |
| 19. LSU | 11-6 |
| 20. NC State | 13-3 |
| 21. UCF | 13-3 |
| Virginia | 10-6 |
| 23. Duke | 12-3 |
| 24. UNLV | 15-2 |
| 25. Mississippi State | 10-6 |

Collegiate Baseball

Week 4 (March 12)

| | |
|------------------------|-------------|
| 1. Oregon State | 15-1 |
| 2. Clemson | 15-1 |
| 3. Stanford | 14-2 |
| 4. Louisville | 14-1 |
| 5. Auburn | 15-1 |
| 6. Florida | 15-3 |
| 7. Florida State | 14-2 |
| 8. Kentucky | 14-3 |
| 9. Texas Tech | 15-2 |
| 10. Texas A&M | 16-1 |
| 11. Vanderbilt | 12-4 |
| 12. Stetson | 13-1 |
| 13. Ole Miss | 15-1 |
| 14. UCLA | 10-4 |
| 15. Indiana | 11-4 |
| 16. LSU | 11-6 |
| 17. TCU | 9-4 |
| 18. Arkansas | 11-4 |
| 19. NC State | 13-3 |
| 20. Wichita State | 12-2 |
| 21. UNLV | 15-2 |
| 22. UCF | 13-3 |
| 23. Southern Miss | 11-4 |
| 24. Missouri | 13-3 |
| 25. Illinois | 8-4 |
| 26. Duke | 12-3 |
| 27. Florida Gulf Coast | 13-2 |
| 28. Oregon | 11-4 |
| 29. St. John's | 8-4 |
| 30. Coastal Carolina | 12-6 |

NCBWA

Week 4 (March 12)

| | |
|-----------------------|------------|
| 1. Florida | 12-1 |
| 2. Oregon State | 12-0 |
| 3. Texas Tech | 13-0 |
| 4. Florida State | 11-0 |
| 5. Kentucky | 11-1 |
| 6. Stanford | 11-1 |
| 7. TCU | 7-3 |
| 8. Texas A&M | 11-1 |
| 9. Ole Miss | 10-1 |
| 10. Arkansas | 9-3 |
| 11. UCLA | 9-2 |
| 12. Louisville | 11-0 |
| 13. Clemson | 10-1 |
| 14. Vanderbilt | 10-3 |
| 15. Indiana | 9-2 |
| 16. Southern Miss | 8-3 |
| 17. Auburn | 12-0 |
| 18. Virginia | 8-4 |
| 19. LSU | 8-4 |
| 20. Texas | 8-4 |
| 21. North Carolina | 7-5 |
| 22. East Carolina | 8-3 |
| 23. NC State | 10-2 |
| 24. St. John's | 8-1 |
| 25. Dallas Baptist | 6-4 |
| 26. Mississippi State | 6-5 |
| 27. South Alabama | 7-6 |
| 28. Coastal Carolina | 10-1 |
| 29. UCF | 8-3 |
| 30. Arkansas State | 5-3 |

Arkansas Week-By-Week in the Polls

| | BA | D1 | PG | USA TODAY | CB | NCBWA |
|--------------|----|----|----|-----------|----|-------|
| Preseason | 4 | 4 | 6 | 6 | 3 | 6 |
| Week 1 | 4 | 4 | 6 | 6 | 3 | 4 |
| Week 2 | 6 | 5 | 9 | 6 | 15 | 9 |
| Week 3 | 6 | 5 | 9 | 7 | 15 | 10 |
| Week 4 | 7 | 5 | 9 | 10 | 18 | -- |
| Week 5 | -- | -- | -- | -- | -- | -- |
| Week 6 | -- | -- | -- | -- | -- | -- |
| Week 7 | -- | -- | -- | -- | -- | -- |
| Week 8 | -- | -- | -- | -- | -- | -- |
| Week 9 | -- | -- | -- | -- | -- | -- |
| Week 10 | -- | -- | -- | -- | -- | -- |
| Week 11 | -- | -- | -- | -- | -- | -- |
| Week 12 | -- | -- | -- | -- | -- | -- |
| Week 13 | -- | -- | -- | -- | -- | -- |
| Week 14 | -- | -- | -- | -- | -- | -- |
| Week 15 | -- | -- | -- | -- | -- | -- |
| Final | -- | -- | -- | -- | -- | -- |

BA - Baseball America

ESPN - USA Today/ESPN

CB - Collegiate Baseball

NCBWA - National Collegiate Baseball Writers Association

PG - Perfect Game

D1 - D1Baseball.com

Head Coach Dave Van Horn



PERSONAL

Born: Sept. 17, 1960
 Hometown: Kansas City, Mo.
 Alma Mater: Arkansas (1988)
 Masters of Science: East Texas State Univ. (1992)
 Wife: Karen
 Children: Hollan, Mariel
 Named Head Coach at Arkansas: June 21, 2002

PLAYING HISTORY

1982-1984 Atlanta Braves Organization
 1982 MLB Draft: 10th Rd (Braves)
 1982 Arkansas
 1980-1981 McLennan (Texas) CC

COACHING HONORS

2004 SEC Coach of the Year
 2001 Baseball America National Coach of the Year
 2001 BIG 12 Coach of the Year
 2001 ABCA Midwest Region Coach of the Year
 2000 ABCA Midwest Region Coach of the Year
 1997 Southland Coach of the Year
 1995 Southland Coach of the Year
 1994 NCAA Division II Coach of the Year
 1994 ABCA Central Region Coach of the Year

HALL OF FAME

2013 Inducted into Winnetonka HS HOF
 2012 Inducted into Ban Johnson League HOF
 2001 Inducted into Central Missouri State HOF

After 15 years as head coach of the Razorback Baseball program, Dave Van Horn has continued to elevate Arkansas into one of the nation's premier teams year in and year out. Over his 15 seasons as head Hog, Van Horn has led Arkansas to four College World Series appearances, 14 NCAA Tournament berths, one Southeastern Conference overall title, three SEC Western Division championships and a total of 595 wins, averaging nearly 40 wins a season.

Ever since returning to his alma mater in 2003 to take over for retiring SEC legend Norm DeBriyn, Van Horn has continued to successfully field nationally competitive teams, while also grooming numerous All-Americans, all-conference and future Major League players.

Under his guidance, 20 Razorbacks have been named All-Americans, 26 as All-SEC players, and 90 have been picked in the MLB Draft. Those draft picks are the third-most among all active head coaches in the SEC.

Van Horn is the second-winningest coach in Arkansas history with 595 wins entering the 2018 season. With five more victories, he will become just the second active SEC head coach with 600 or more victories at their current school.

Including his years at Nebraska, Northwestern State and Central Missouri State, Van Horn has racked up 966 wins at four-year institutions, which is 18th-most among all active coaches. With 34 more victories, he will become one of 12 active coaches with 1,000 or more wins at four-year schools.

| DVH AGAINST 2018 OPPONENTS | | | | |
|----------------------------|-------|-------|-------|---------|
| | W/L | Home | Away | Neutral |
| Alabama | 27-23 | 14-7 | 11-13 | 2-3 |
| Arizona | 1-2 | -- | -- | 1-2 |
| Auburn | 25-20 | 12-9 | 13-11 | 1-0 |
| Bucknell | 5-0 | 3-0 | -- | 2-0 |
| Florida | 22-18 | 10-3 | 8-13 | 4-3 |
| Georgia | 20-13 | 12-6 | 8-6 | 0-1 |
| Grambling State | 5-0 | 5-0 | -- | -- |
| Kent State | 3-1 | 2-1 | -- | 1-0 |
| Kentucky | 19-11 | 10-5 | 9-6 | -- |
| LSU | 17-37 | 9-5 | 7-14 | 1-8 |
| Memphis | 7-1 | 2-0 | 3-0 | 2-1 |
| Mississippi State | 25-24 | 13-11 | 10-11 | 2-2 |
| Missouri State | 17-9 | 10-7 | 7-2 | -- |
| Ole Miss | 21-32 | 9-15 | 8-13 | 4-4 |
| San Diego State | 8-1 | 4-0 | 4-1 | -- |
| South Carolina | 20-18 | 8-7 | 9-8 | 3-3 |
| Texas | 4-3 | 2-0 | 1-2 | 1-1 |
| Texas A&M | 11-9 | 5-4 | 5-5 | 1-0 |
| Texas Tech | 2-0 | -- | -- | 2-0 |
| ULM | 4-1 | 4-1 | -- | -- |

VAN HORN'S CAREER NUMBERS

| Year | School | Record | Pct. | Conf. | Place | Tourn. | NCAA |
|----------------------|------------------------|-----------------|-------------|----------------|---------------|---------------------|---------------------|
| 1989 | Texarkana CC | 39-18 | .684 | NA | NA | NA | -- |
| 1990 | Texarkana CC | 44-14 | .759 | NA | NA | NA | -- |
| 1991 | Texarkana CC | 45-12 | .789 | NA | NA | NA | -- |
| 1992 | Texarkana CC | 48-10 | .827 | NA | 1st | NA | -- |
| 1993 | Texarkana CC | 38-18 | .678 | NA | NA | NA | -- |
| <i>Totals</i> | | <i>214-72</i> | <i>.748</i> | -- | -- | -- | -- |
| 1994 | Central Missouri State | 51-11 | .823 | 15-1 | 1st (Div.) | 1st (4-1) | NCAA DII Champs |
| <i>Totals</i> | | <i>51-11</i> | <i>.823</i> | <i>15-1</i> | -- | <i>1 (4-1)</i> | -- |
| 1995 | Northwestern State | 37-15 | .711 | 19-5 | 1st | DNP (0-2) | -- |
| 1996 | Northwestern State | 34-27 | .557 | 14-16 | 2nd (Div.) | 2nd (3-2) | -- |
| 1997 | Northwestern State | 35-23 | .603 | 19-9 | 1st | DNP (0-2) | -- |
| <i>Totals</i> | | <i>106-65</i> | <i>.620</i> | <i>52-30</i> | -- | <i>3 (3-6)</i> | -- |
| 1998 | Nebraska | 24-20 | .545 | 10-13 | 7th | DNQ | DNQ |
| 1999 | Nebraska | 42-18 | .700 | 16-9 | 5th | 1st (4-0) | NCAA (1-2) |
| 2000 | Nebraska | 51-17 | .750 | 21-9 | 2nd | 1st (5-1) | NCAA (4-2) |
| 2001 | Nebraska | 50-16 | .758 | 20-8 | 1st | 1st (4-0) | CWS (5-2) |
| 2002 | Nebraska | 47-21 | .691 | 16-11 | 2nd | 2nd (3-1) | CWS (5-3) |
| <i>Totals</i> | | <i>214-92</i> | <i>.699</i> | <i>67-39</i> | -- | <i>4 (16-2)</i> | <i>4 (15-9)</i> |
| 2003 | Arkansas | 35-22 | .612 | 14-16 | 6th West | T-7th (0-2) | NCAA (1-2) |
| 2004 | Arkansas | 45-24 | .652 | 19-11 | T-1st Overall | 4th (2-2) | CWS (6-3) |
| 2005 | Arkansas | 39-22 | .636 | 13-17 | T-5th West | T-7th (0-2) | NCAA (2-2) |
| 2006 | Arkansas | 39-21 | .650 | 18-12 | 2nd West | T-7th (0-2) | NCAA (1-2) |
| 2007 | Arkansas | 43-21 | .672 | 18-12 | 1st West | 2nd (3-1) | NCAA (2-2) |
| 2008 | Arkansas | 34-24 | .586 | 14-15 | 4th West | DNQ | NCAA (0-2) |
| 2009 | Arkansas | 41-24 | .631 | 14-15 | 4th West | 4th (2-2) | CWS (7-2) |
| 2010 | Arkansas | 43-21 | .672 | 18-12 | 2nd West | T-7th (0-2) | NCAA (3-3) |
| 2011 | Arkansas | 40-22 | .645 | 15-15 | 1st West | T-3rd (2-2) | NCAA (2-2) |
| 2012 | Arkansas | 46-22 | .676 | 16-14 | T-2nd West | T-9th (0-2) | CWS (7-3) |
| 2013 | Arkansas | 39-22 | .639 | 18-11 | 2nd West | T-3rd (2-1) | NCAA (2-2) |
| 2014 | Arkansas | 40-25 | .615 | 16-14 | 4th West | T-3rd (3-2) | NCAA (2-2) |
| 2015 | Arkansas | 40-25 | .615 | 17-12 | 3rd West | T-5th (2-2) | CWS (5-3) |
| 2016 | Arkansas | 26-29 | .473 | 7-23 | 7th West | DNQ | DNQ |
| 2017 | Arkansas | 45-19 | .703 | 18-11 | 2nd West | 2nd (3-2) | NCAA (3-2) |
| 2018 | Arkansas | 13-4 | .765 | -- | -- | -- | -- |
| <i>Totals</i> | | <i>608-347</i> | <i>.636</i> | <i>235-210</i> | -- | <i>13 (19-24)</i> | <i>14 (43-32)</i> |
| <i>Career Totals</i> | | <i>1191-587</i> | <i>.669</i> | <i>369-280</i> | -- | <i>42-33 (.560)</i> | <i>58-41 (.586)</i> |

Numerical Roster

| No. | Player | Pos. | B/T | Yr. | Ht. | Wt. | Hometown/Previous School |
|-----|--------------------|---------|-----|------|------|-----|---|
| 3 | Jared Gates | INF | L/R | Sr | 6-0 | 190 | Wichita, Kan./Iowa Western CC/Wichita Northwest HS |
| 4 | Bryce Bonnin | RHP/INF | R/R | Fr | 6-1 | 190 | Mont Belvieu, Texas/Barbers Hill HS |
| 5 | Jacob Nesbit | INF | R/R | Fr | 6-0 | 175 | Coppell, Texas/Coppell HS |
| 6 | Hunter Wilson | INF | L/R | R-Jr | 5-10 | 170 | Spiro, Okla./Eastern OK St. JC/Stephen F. Austin/Spiro HS |
| 7 | Jack Kenley | INF | L/R | So | 6-0 | 180 | Germantown, Tenn./Houston HS |
| 8 | Eric Cole | OF | S/R | Jr | 5-11 | 195 | Southlake, Texas/Southlake Carroll HS |
| 9 | Jax Biggers | INF | L/R | Jr | 5-11 | 185 | Missouri City, Texas/Cisco JC/Ridge Point HS |
| 10 | Easton Murrell | INF | S/R | Fr | 6-0 | 190 | Prosper, Texas/Prosper HS |
| 11 | Keaton McKinney | RHP | R/R | R-Jr | 6-5 | 225 | Ankeny, Iowa/Centennial HS |
| 12 | Casey Opitz | C/INF | S/R | Fr | 5-11 | 175 | Centennial, Co./Heritage HS |
| 13 | Jordan McFarland | INF/OF | R/R | So | 6-3 | 220 | Waterloo, Ill./Waterloo HS |
| 14 | Cole Turney | OF | L/L | Fr | 6-0 | 225 | Richmond, Texas/Fort Bend Travis HS |
| 15 | Casey Martin | INF | R/R | Fr | 5-11 | 175 | Lonoke, Ark./Lonoke HS |
| 16 | Blaine Knight | RHP | R/R | Jr | 6-3 | 165 | Bryant, Ark./Bryant HS |
| 17 | Luke Bonfield | OF | R/R | Sr | 6-3 | 215 | Skillman, N.J./IMG Academy |
| 18 | Heston Kjerstad | OF | L/R | Fr | 6-3 | 190 | Amarillo, Texas/Randall HS |
| 19 | Brady Disher | C/INF | L/R | Fr | 6-1 | 190 | Trophy Club, Texas/Byron Nelson HS |
| 20 | Carson Shaddy | INF | R/R | R-Sr | 5-11 | 185 | Fayetteville, Ark./Fayetteville HS |
| 21 | Kacey Murphy | LHP | L/L | Jr | 6-0 | 190 | Rogers, Ark./Rogers Heritage HS |
| 22 | Ben McClain | OF | L/L | Fr | 5-10 | 185 | Lee's Summit, Mo./Lee's Summit West HS |
| 24 | Dominic Fletcher | OF | L/L | So | 5-9 | 185 | Cypress, Calif./Cypress HS |
| 26 | Ryan Drake | INF | R/R | Fr | 6-4 | 190 | Grapevine, Texas/Grapevine HS |
| 27 | Evan Lee | LHP/OF | R/L | So | 6-2 | 190 | Bryant, Ark./Bryant HS |
| 28 | Kole Ramage | RHP | R/R | Fr | 6-1 | 185 | Southlake, Texas/Southlake Carroll HS |
| 29 | Angus Denton | RHP | R/R | So | 5-11 | 160 | Beebe, Ark./Beebe HS |
| 31 | Caleb Bolden | RHP | R/R | Fr | 6-2 | 170 | Texarkana, Texas/Pleasant Grove HS |
| 32 | Matt Cronin | LHP | L/L | So | 6-2 | 190 | Navarre, Fla./Navarre HS |
| 33 | Grant Koch | C | R/R | Jr | 6-0 | 195 | Fayetteville, Ark./Fayetteville HS |
| 34 | Jake Reindl | RHP | R/R | Jr | 6-1 | 200 | Fayetteville, Ark./Shiloh Christian HS |
| 35 | Jacob Kostyshock | RHP | R/R | So | 6-4 | 175 | O'Fallon, Mo./Francis Howell HS |
| 37 | Weston Rogers | LHP | L/L | Jr | 6-4 | 215 | Springdale, Ark./Har-Ber HS |
| 44 | Derek Ripp | INF | L/R | Fr | 6-6 | 230 | Olathe, Kan./St. James Academy HS |
| 45 | Kevin Kopps | RHP | R/R | R-So | 6-0 | 195 | Sugar Land, Texas/George Ranch HS |
| 46 | Barrett Loseke | RHP | R/R | Jr | 6-0 | 180 | Tulsa, Okla./Jenks HS |
| 47 | Hunter Milligan | LHP | L/L | Fr | 6-4 | 205 | Greenbrier, Ark./Greenbrier HS |
| 48 | Zack Plunkett | C | R/R | R-Jr | 6-2 | 205 | Hurst, Texas/TCU/L.D. Bell HS |
| 55 | Isaiah Campbell | RHP | R/R | R-So | 6-4 | 235 | Olathe, Kan./Olathe South HS |
| 57 | Cody Scroggins | RHP | R/R | R-So | 6-0 | 185 | Bentonville, Ark./Bentonville HS |
| 88 | Zebulon Vermillion | RHP | L/R | Fr | 6-4 | 185 | Prairie Village, Kan./Shawnee Mission East HS |
| 99 | Jackson Rutledge | RHP | R/R | Fr | 6-8 | 260 | St. Louis, Mo./Rockwood Summit HS |

Coaches and Support Staff

| | |
|----------------------------|---|
| Head Coach: | 2 Dave Van Horn, 16th Season (Arkansas, 1988) |
| Assistant Coach: | 40 Wes Johnson, 2nd Season (Arkansas-Monticello, 1994) |
| Assistant Coach: | 30 Nate Thompson, 1st Season (Dallas-Baptist, 2006) |
| Volunteer Assistant Coach: | 25 Craig Parry, 1st Season (South Dakota State, 2008) |
| Student Asst. Coach: | 26 Jake Arledge, 1st Season |
| Director of Operations: | Clay Goodwin, 11th Season (Arkansas, 2005) |
| Athletic Trainer: | Corey Wood (East Carolina, 2008) |
| Strength & Conditioning | Blaine Kinsley (Lenoir-Rhyne, 2010) |
| Managers: | Sean O'Neil, Cale Petrie, Hayden Sutton, Chandler Tolbert |

Pronunciation Guide

| | |
|------------------|---------------|
| Bryce Bonnin | BON-in |
| Jacob Nesbit | NEZ-bit |
| Easton Murrell | Muh-RELL |
| Heston Kjerstad | KERR-stad |
| Carson Shaddy | SHAD-eee |
| Kole Ramage | RAM-midge |
| Grant Koch | COOK |
| Jake Reindl | RINE-dull |
| Jacob Kostyshock | Cost-EE-shock |
| Barrett Loseke | LOW-ski |

2018 Overall Statistics



2018 Arkansas Baseball Overall Statistics for Arkansas (as of Mar 14, 2018) (All games Sorted by Batting avg)



Record: 13-4 Home: 11-2 Away: 1-1 Neutral: 1-1 SEC: 0-0

| Player | avg | gp-gs | ab | r | h | 2b | 3b | hr | rbi | tb | slg% | bb | hp | so | gdp | ob% | sf | sh | sb-att | po | a | e | fld% | |
|---------------------|-------|-------|-----|-----|-----|----|----|----|-----|-----|-------|-----|----|-----|-----|-------|----|----|--------|-----|-----|----|-------|--|
| 15 Casey Martin | .417 | 16-13 | 48 | 16 | 20 | 4 | 0 | 6 | 20 | 42 | .875 | 7 | 1 | 11 | 0 | .491 | 1 | 2 | 3-4 | 10 | 13 | 2 | .920 | |
| 8 Eric Cole | .375 | 17-17 | 64 | 20 | 24 | 4 | 1 | 4 | 13 | 42 | .656 | 13 | 0 | 12 | 1 | .481 | 0 | 0 | 4-5 | 33 | 1 | 0 | 1.000 | |
| 17 Luke Bonfield | .362 | 16-15 | 47 | 8 | 17 | 4 | 0 | 2 | 12 | 27 | .574 | 11 | 3 | 9 | 0 | .500 | 1 | 0 | 0-0 | 4 | 0 | 0 | 1.000 | |
| 18 Heston Kjerstad | .351 | 17-17 | 57 | 12 | 20 | 4 | 0 | 2 | 16 | 30 | .526 | 7 | 9 | 12 | 2 | .486 | 1 | 0 | 0-0 | 21 | 2 | 1 | .958 | |
| 33 Grant Koch | .318 | 15-14 | 44 | 10 | 14 | 1 | 0 | 2 | 8 | 21 | .477 | 12 | 0 | 11 | 1 | .456 | 1 | 0 | 1-1 | 95 | 9 | 0 | 1.000 | |
| 9 Jax Biggers | .286 | 16-16 | 56 | 15 | 16 | 3 | 0 | 0 | 4 | 19 | .339 | 14 | 1 | 8 | 1 | .431 | 1 | 0 | 4-4 | 25 | 33 | 3 | .951 | |
| 20 Carson Shaddy | .280 | 15-14 | 50 | 13 | 14 | 1 | 1 | 4 | 12 | 29 | .580 | 5 | 3 | 15 | 2 | .379 | 0 | 0 | 1-1 | 18 | 41 | 1 | .983 | |
| 24 Dominic Fletcher | .190 | 17-16 | 63 | 10 | 12 | 4 | 0 | 2 | 12 | 22 | .349 | 7 | 0 | 16 | 0 | .264 | 2 | 0 | 1-1 | 32 | 2 | 1 | .971 | |
| ----- | | | | | | | | | | | | | | | | | | | | | | | | |
| 28 Kole Ramage | 1.000 | 1-0 | 1 | 0 | 1 | 0 | 0 | 0 | 1 | 1 | 1.000 | 0 | 0 | 0 | 0 | 1.000 | 0 | 0 | 0-0 | 0 | 2 | 0 | 1.000 | |
| 13 Jordan McFarland | .407 | 11-5 | 27 | 13 | 11 | 2 | 0 | 2 | 10 | 19 | .704 | 3 | 1 | 4 | 1 | .484 | 0 | 0 | 0-1 | 44 | 3 | 0 | 1.000 | |
| 27 Evan Lee | .385 | 6-6 | 13 | 5 | 5 | 1 | 0 | 0 | 5 | 6 | .462 | 6 | 0 | 3 | 0 | .550 | 1 | 1 | 0-0 | 20 | 3 | 2 | .920 | |
| 6 Hunter Wilson | .353 | 10-4 | 17 | 4 | 6 | 1 | 0 | 0 | 6 | 7 | .412 | 3 | 1 | 2 | 1 | .476 | 0 | 1 | 0-0 | 13 | 8 | 1 | .955 | |
| 7 Jack Kenley | .286 | 10-1 | 7 | 4 | 2 | 1 | 0 | 0 | 3 | 3 | .429 | 3 | 1 | 3 | 0 | .500 | 1 | 0 | 0-0 | 1 | 5 | 0 | 1.000 | |
| 12 Casey Opitz | .250 | 7-3 | 16 | 5 | 4 | 2 | 0 | 0 | 2 | 6 | .375 | 1 | 1 | 5 | 0 | .333 | 0 | 0 | 0-0 | 36 | 4 | 1 | .976 | |
| 3 Jared Gates | .205 | 14-12 | 39 | 7 | 8 | 4 | 0 | 2 | 9 | 18 | .462 | 6 | 1 | 7 | 1 | .326 | 0 | 1 | 0-0 | 77 | 8 | 1 | .988 | |
| 48 Zack Plunkett | .143 | 4-0 | 7 | 0 | 1 | 0 | 0 | 0 | 1 | 1 | .143 | 1 | 0 | 1 | 0 | .250 | 0 | 0 | 0-0 | 10 | 0 | 0 | 1.000 | |
| 10 Easton Murrell | .125 | 6-0 | 8 | 4 | 1 | 0 | 0 | 0 | 1 | 1 | .125 | 3 | 2 | 2 | 1 | .462 | 0 | 0 | 0-0 | 3 | 5 | 1 | .889 | |
| 14 Cole Turney | .000 | 4-0 | 7 | 1 | 0 | 0 | 0 | 0 | 0 | 0 | .000 | 2 | 0 | 6 | 0 | .222 | 0 | 0 | 1-1 | 0 | 0 | 0 | .000 | |
| Totals | .308 | 17 | 571 | 147 | 176 | 36 | 2 | 26 | 135 | 294 | .515 | 104 | 24 | 127 | 11 | .429 | 9 | 5 | 15-18 | 453 | 156 | 17 | .973 | |
| Opponents | .216 | 17 | 542 | 55 | 117 | 19 | 1 | 5 | 46 | 153 | .282 | 54 | 8 | 145 | 15 | .295 | 3 | 8 | 8-12 | 423 | 145 | 14 | .976 | |

LOB - Team (145), Opp (107). DPs turned - Team (19), Opp (12). CI - Team (0), Opp (2). IBB - Team (4), H. Kjerstad 2, L. Bonfield 1, C. Shaddy 1. Picked off - H. Kjerstad 1, J. Biggers 1.

(All games Sorted by Earned run avg)

| Player | era | w-l | app | gs | cg | sho | sv | ip | h | r | er | bb | so | 2b | 3b | hr | b/avg | wp | hp | bk | sfa | sha |
|-----------------------|-------|------|-----|----|----|-----|----|-------|-----|-----|-----|-----|-----|----|----|----|-------|----|----|----|-----|-----|
| 16 Blaine Knight | 0.78 | 3-0 | 4 | 4 | 0 | 0/1 | 0 | 23.0 | 15 | 2 | 2 | 4 | 21 | 2 | 0 | 1 | .188 | 1 | 1 | 2 | 0 | 1 |
| 55 Isaiah Campbell | 2.00 | 1-2 | 4 | 4 | 0 | 0/0 | 0 | 18.0 | 16 | 9 | 4 | 8 | 19 | 6 | 1 | 0 | .229 | 2 | 1 | 0 | 0 | 0 |
| ----- | | | | | | | | | | | | | | | | | | | | | | |
| 99 Jackson Rutledge | 0.00 | 1-0 | 4 | 0 | 0 | 0/1 | 1 | 6.2 | 2 | 2 | 0 | 4 | 6 | 0 | 0 | 0 | .087 | 0 | 0 | 0 | 0 | 0 |
| 21 Kacey Murphy | 1.12 | 2-0 | 3 | 3 | 0 | 0/1 | 0 | 16.0 | 11 | 3 | 2 | 3 | 11 | 2 | 0 | 2 | .204 | 0 | 1 | 0 | 0 | 0 |
| 32 Matt Cronin | 1.42 | 2-0 | 6 | 0 | 0 | 0/1 | 2 | 12.2 | 4 | 2 | 2 | 3 | 14 | 2 | 0 | 0 | .105 | 2 | 1 | 0 | 2 | 0 |
| 31 Caleb Bolden | 2.13 | 2-0 | 4 | 1 | 0 | 0/0 | 0 | 12.2 | 11 | 3 | 3 | 6 | 10 | 1 | 0 | 0 | .239 | 0 | 0 | 0 | 0 | 1 |
| 35 Jacob Kostyshock | 2.16 | 0-0 | 5 | 0 | 0 | 0/0 | 1 | 8.1 | 9 | 2 | 2 | 3 | 7 | 0 | 0 | 1 | .281 | 1 | 0 | 0 | 0 | 0 |
| 4 Bryce Bonnin | 2.45 | 1-0 | 4 | 1 | 0 | 0/1 | 0 | 11.0 | 4 | 5 | 3 | 4 | 11 | 0 | 0 | 0 | .118 | 1 | 1 | 0 | 1 | 1 |
| 28 Kole Ramage | 2.79 | 0-0 | 6 | 0 | 0 | 0/1 | 0 | 9.2 | 11 | 5 | 3 | 4 | 14 | 0 | 0 | 0 | .306 | 3 | 0 | 0 | 0 | 2 |
| 57 Cody Scroggins | 3.38 | 0-0 | 4 | 0 | 0 | 0/1 | 0 | 2.2 | 1 | 1 | 1 | 3 | 4 | 0 | 0 | 0 | .125 | 1 | 0 | 0 | 0 | 1 |
| 88 Zebulon Vermillion | 3.60 | 0-0 | 3 | 0 | 0 | 0/0 | 1 | 5.0 | 6 | 3 | 2 | 0 | 5 | 0 | 0 | 0 | .300 | 1 | 1 | 0 | 0 | 0 |
| 27 Evan Lee | 4.05 | 1-1 | 3 | 0 | 0 | 0/0 | 0 | 6.2 | 5 | 3 | 3 | 3 | 3 | 1 | 0 | 0 | .208 | 1 | 0 | 0 | 0 | 0 |
| 47 Hunter Milligan | 4.50 | 0-0 | 3 | 2 | 0 | 0/1 | 0 | 4.0 | 2 | 2 | 2 | 3 | 4 | 0 | 0 | 0 | .154 | 1 | 1 | 1 | 0 | 1 |
| 11 Keaton McKinney | 4.50 | 0-0 | 1 | 1 | 0 | 0/0 | 0 | 2.0 | 1 | 1 | 1 | 2 | 2 | 0 | 0 | 0 | .167 | 0 | 0 | 0 | 0 | 0 |
| 34 Jake Reindl | 6.23 | 0-1 | 5 | 0 | 0 | 0/0 | 1 | 8.2 | 12 | 7 | 6 | 2 | 9 | 3 | 0 | 0 | .308 | 1 | 1 | 0 | 0 | 1 |
| 46 Barrett Loseke | 11.25 | 0-0 | 4 | 1 | 0 | 0/0 | 0 | 4.0 | 7 | 5 | 5 | 2 | 5 | 2 | 0 | 1 | .368 | 0 | 0 | 1 | 0 | 0 |
| Totals | 2.44 | 13-4 | 17 | 17 | 0 | 3/3 | 6 | 151.0 | 117 | 55 | 41 | 54 | 145 | 19 | 1 | 5 | .216 | 15 | 8 | 4 | 3 | 8 |
| Opponents | 8.62 | 4-13 | 17 | 17 | 0 | 0/0 | 2 | 141.0 | 176 | 147 | 135 | 104 | 127 | 36 | 2 | 26 | .308 | 21 | 24 | 4 | 9 | 5 |

PB - Team (4), G. Koch 3, C. Opitz 1, Opp (3). Pickoffs - Team (0), Opp (2). SBA/ATT - C. Opitz (4-6), G. Koch (4-6), I. Campbell (2-3), J. Reindl (2-2), C. Bolden (2-2), K. Ramage (0-1), M. Cronin (0-1), H. Milligan (1-1), B. Bonnin (1-1), B. Knight (0-1).

2018 Overall Statistics



2018 Arkansas Baseball Games Summary for Arkansas (as of Mar 14, 2018) (All games)



| Score by innings | 1 | 2 | 3 | 4 | 5 | 6 | 7 | 8 | 9 | Total |
|------------------|----|----|----|----|----|----|----|----|---|-------|
| Arkansas | 11 | 28 | 18 | 21 | 17 | 12 | 20 | 17 | 3 | 147 |
| Opponents | 8 | 2 | 4 | 3 | 15 | 2 | 9 | 9 | 3 | 55 |

Record when ...

| | | | |
|----------------------|------|----------------------|------|
| Overall | 13-4 | After 6 leading | 10-0 |
| Conference | 0-0 | trailing | 0-3 |
| Non-Conference | 13-4 | tied | 3-1 |
| Home games | 11-2 | After 7 leading | 11-0 |
| Away games | 1-1 | trailing | 1-3 |
| Neutral site | 1-1 | tied | 1-1 |
| Day games | 11-3 | After 8 leading | 11-0 |
| Night games | 2-1 | trailing | 0-3 |
| vs Left starter | 3-3 | tied | 1-1 |
| vs Right starter | 10-1 | | |
| 1-Run games | 2-2 | Hit 0 home runs | 1-2 |
| 2-Run games | 2-1 | ... 1 home run | 7-2 |
| 5+Run games | 7-1 | ... 2+ home runs | 5-0 |
| Extra innings | 0-0 | | |
| Shutouts | 3-0 | Opponent 0 home runs | 11-3 |
| | | 1 home run | 1-1 |
| Scoring 0-2 runs | 1-1 | 2+ HRs | 1-0 |
| 3-5 runs | 3-2 | | |
| 6-9 runs | 3-1 | Made 0 errors | 6-1 |
| 10+ runs | 6-0 | 1 error | 4-0 |
| | | 2+ errors | 3-3 |
| Opponent 0-2 runs | 8-0 | | |
| 3-5 runs | 4-2 | Opp. made 0 errors | 5-3 |
| 6-9 runs | 1-1 | 1 error | 4-0 |
| 10+ runs | 0-1 | 2+ errors | 4-1 |
| Scored in 1st inning | 4-1 | Out-hit opponent | 12-2 |
| Opp. scored in 1st | 4-1 | Out-hit by opponent | 1-2 |
| Scores first | 8-1 | Hits are tied | 0-0 |
| Opp. scores first | 5-3 | | |

Record when team scores:

| | | | | | | | | | | | |
|------|-----|-----|-----|-----|-----|-----|-----|-----|-----|-----|-----|
| Runs | 0 | 1 | 2 | 3 | 4 | 5 | 6 | 7 | 8 | 9 | 10+ |
| W-L | 0-0 | 1-1 | 0-0 | 1-1 | 1-1 | 1-0 | 0-1 | 3-0 | 0-0 | 0-0 | 6-0 |

Record when opponent scores:

| | | | | | | | | | | | |
|------|-----|-----|-----|-----|-----|-----|-----|-----|-----|-----|-----|
| Runs | 0 | 1 | 2 | 3 | 4 | 5 | 6 | 7 | 8 | 9 | 10+ |
| W-L | 3-0 | 2-0 | 3-0 | 0-1 | 3-1 | 1-0 | 1-0 | 0-1 | 0-0 | 0-0 | 0-1 |

Record when leading after:

| | | | | | | | | |
|------|-----|-----|-----|-----|------|------|------|------|
| Inn. | 1 | 2 | 3 | 4 | 5 | 6 | 7 | 8 |
| W-L | 4-0 | 7-1 | 9-1 | 9-1 | 10-0 | 10-0 | 11-0 | 11-0 |

Record when trailing after:

| | | | | | | | | |
|------|-----|-----|-----|-----|-----|-----|-----|-----|
| Inn. | 1 | 2 | 3 | 4 | 5 | 6 | 7 | 8 |
| W-L | 3-1 | 2-2 | 1-2 | 0-1 | 2-2 | 0-3 | 1-3 | 0-3 |

Record when tied after:

| | | | | | | | | |
|------|-----|-----|-----|-----|-----|-----|-----|-----|
| Inn. | 1 | 2 | 3 | 4 | 5 | 6 | 7 | 8 |
| W-L | 6-3 | 4-1 | 3-1 | 4-2 | 1-2 | 3-1 | 1-1 | 1-1 |

Current winning streak: 3

Longest winning streak: 4

Longest losing streak: 1

Home attendance : 93971 (12 dates avg = 7830)

Away attendance : 2972 (4 dates avg = 743)

Total attendance: 96943 (16 dates avg = 6058)

#16 BLAINE KNIGHT

RHP • 6-3 • 170 • JUNIOR
BRYANT, ARKANSAS
BRYANT HS



CAREER HIGHS

| Category | High | Opponent (Last) | Date |
|----------------|------|-----------------|---------|
| Innings | 8.0 | Alabama | 3/31/17 |
| Longest Start | 8.0 | Alabama | 3/31/17 |
| Shortest Start | 2.0 | 2x (at Ok. St.) | 3/29/16 |
| Longest Relief | 4.1 | W. Illinois | 3/12/16 |
| Hits | 8 | at Auburn | 4/21/17 |
| Runs | 8 | at Auburn | 4/21/17 |
| Earned Runs | 8 | at Auburn | 4/21/17 |
| Walks | 4 | at Auburn | 4/21/17 |
| Strikeouts | 11 | Mississippi St. | 3/17/17 |

CAREER VS. 2017 OPPONENTS

| Team | ERA | W-L | G-GS | IP | H | R | ER | BB-K |
|-----------------|-------|-----|------|------|----|---|----|------|
| Arizona | 1.50 | 0-1 | 1-1 | 6.0 | 5 | 2 | 1 | 0-10 |
| Florida | 0.00 | -- | 1-0 | 1.0 | 2 | 1 | 0 | 1-1 |
| Ole Miss | 4.05 | 0-1 | 2-1 | 11.1 | 10 | 5 | 5 | 3-16 |
| ULM | 0.00 | -- | 1-0 | 3.0 | 1 | 0 | 0 | 1-3 |
| Auburn | 34.29 | 0-1 | 1-1 | 2.1 | 8 | 8 | 8 | 4-1 |
| Grambling St. | 0.00 | -- | 1-0 | 2.0 | 3 | 0 | 0 | 0-0 |
| Missouri St. | 6.00 | -- | 2-1 | 6.0 | 4 | 4 | 4 | 3-8 |
| Mississippi St. | 1.57 | 2-0 | 3-3 | 17.2 | 13 | 5 | 3 | 2-21 |
| Alabama | 2.21 | 1-0 | 2-2 | 12.2 | 7 | 3 | 3 | 1-11 |
| LSU | 0.00 | 1-0 | 2-1 | 9.2 | 9 | 5 | 0 | 5-14 |
| Texas A&M | 1.11 | 1-1 | 3-1 | 8.1 | 6 | 2 | 1 | 0-3 |
| Georgia | 1.50 | 1-0 | 1-1 | 6.0 | 5 | 1 | 1 | 1-5 |

2017 HIGHLIGHTS

- Made 17 appearances on the mound, 16 being starts
- Named Opening Day starter against Miami (Ohio)
- Named to Golden Spikes Mid-season Watch List
- Generated a 3.28 ERA in 90.2 innings pitched, the second-lowest ERA among Razorback starting pitchers
- Compiled an 8-4 record, the most wins of any Arkansas pitcher and the most since Chris Oliver had eight in 2014
- Made his one relief appearance in the final game of the NCAA Fayetteville Regional against Missouri State, facing three batters in the eighth inning and allowing one walk
- Struck out 96 batters and walked only 20 for a 4.8 strikeout-to-walk ratio
- Strikeouts ranked second on the team and 10th in the SEC
- Set career-highs in wins (8), starts (16), innings pitched (90.2), and strikeouts (96)
- Was best among Arkansas starters in SEC play with a 6-3 record and a 3.38 ERA in 10 starts
- ERA was in top-15 among conference pitchers
- Had only one quality start in first four outings before racking up five-straight quality starts, all against SEC opponents (Mississippi State, Missouri, Alabama, LSU, Georgia)
- Had a total of eight quality starts on the year, his best coming at Alabama (March 31), where he threw eight strong innings and allowed just one earned run on three hits with seven strikeouts
- Recorded 10 or more strikeouts vs. No. 5 Arizona (March 3), Mississippi State (March 17), and Ole Miss (April 27)
- The 20 walks for the year were the 13th-lowest in the league
- Opened season a stretch of seven-straight games with one walk or less allowed
- During same span, he struck out 48 batters and had allowed only 10 earned runs in 40.1 innings

KNIGHT'S CAREER APPEARANCES

Blaine Knight 2016 Game-By-Game (Freshman)
(18 Appearances, 7 Starts)

| Date | Opponent | IP | H | R-ER | BB | K | Result |
|---------------|------------------------|-------------|-----------|--------------|-----------|-----------|------------|
| 2/20/16 | Central Michigan* | 5.0 | 4 | 2-2 | 0 | 3 | W, 1-0 |
| 2/27/16 | vs. #9 Houston* | 2.0 | 4 | 1-1 | 1 | 3 | ND |
| 3/5/16 | Eastern Illinois* | 3.1 | 7 | 5-5 | 1 | 4 | ND |
| 3/12/16 | Western Illinois | 4.1 | 3 | 0-0 | 2 | 5 | W, 2-0 |
| 3/16/16 | Grambling St. | 2.0 | 3 | 0-0 | 0 | 0 | ND |
| 3/29/16 | at #16 Oklahoma St.* | 2.0 | 4 | 3-3 | 1 | 1 | ND |
| 4/2/16 | Missouri | 3.1 | 4 | 1-1 | 1 | 2 | ND |
| 4/8/16 | at #14 Ole Miss | 4.0 | 3 | 0-0 | 1 | 6 | ND |
| 4/12/16 | ULM* | 3.0 | 1 | 0-0 | 1 | 3 | ND |
| 4/16/16 | #2 Florida | 1.0 | 2 | 1-0 | 1 | 1 | ND |
| 4/19/16 | #25 Creighton | 1.0 | 1 | 0-0 | 0 | 2 | ND |
| 4/23/16 | at #12 Kentucky | 2.1 | 3 | 0-0 | 1 | 2 | ND |
| 4/26/16 | #18 Oklahoma St. | 0.1 | 0 | 0-0 | 0 | 0 | ND |
| 4/30/16 | #2 Texas A&M | 1.0 | 1 | 0-0 | 0 | 0 | ND |
| 4/30/16 | #2 Texas A&M | 1.1 | 2 | 2-1 | 0 | 1 | L, 2-1 |
| 5/7/16 | at #13 LSU | 3.2 | 6 | 5-0 | 2 | 8 | ND |
| 5/15/16 | Alabama* | 4.2 | 4 | 2-2 | 1 | 4 | ND |
| 5/21/16 | at #4 Mississippi St.* | 4.0 | 5 | 2-1 | 1 | 1 | ND |
| TOTALS | 18 G, 7 GS | 48.1 | 57 | 24-16 | 14 | 46 | 2-1 |

Blaine Knight 2017 Game-By-Game (Sophomore)
(17 Appearances, 16 Starts)

| Date | Opponent | IP | H | R-ER | BB | K | Result |
|---------------|----------------------|-------------|-----------|--------------|-----------|-----------|------------|
| 2/17/17 | Miami (Ohio)* | 4.0 | 3 | 0-0 | 0 | 5 | W, 1-0 |
| 2/24/17 | Bryant* | 5.0 | 4 | 3-3 | 1 | 4 | ND |
| 3/3/17 | vs. #5 Arizona* | 6.0 | 5 | 2-1 | 0 | 10 | L, 1-1 |
| 3/10/17 | Rhode Island* | 4.1 | 6 | 2-2 | 0 | 4 | ND |
| 3/17/17 | Mississippi St.* | 7.0 | 3 | 1-1 | 0 | 11 | W, 2-1 |
| 3/24/17 | at #18 Missouri* | 6.0 | 5 | 2-2 | 1 | 7 | W, 3-1 |
| 3/31/17 | at Alabama* | 8.0 | 3 | 1-1 | 0 | 7 | W, 4-1 |
| 4/7/17 | #13 LSU* | 6.0 | 3 | 0-0 | 3 | 6 | W, 5-1 |
| 4/13/17 | Georgia* | 6.0 | 5 | 1-1 | 1 | 5 | W, 6-1 |
| 4/21/17 | at #10 Auburn* | 2.1 | 8 | 8-8 | 4 | 1 | L, 6-2 |
| 4/27/17 | Ole Miss* | 7.1 | 7 | 5-5 | 2 | 10 | L, 6-3 |
| 5/4/17 | at Tennessee* | 5.0 | 5 | 3-3 | 1 | 2 | ND |
| 5/13/17 | #25 Vanderbilt* | 5.0 | 6 | 1-1 | 3 | 5 | L, 6-4 |
| 5/20/17 | at #22 Texas A&M* | 6.0 | 3 | 0-0 | 0 | 2 | W, 7-4 |
| 5/26/17 | vs. Mississippi St.* | 6.2 | 5 | 2-1 | 1 | 9 | W, 8-4 |
| 6/3/17 | #21 Missouri State* | 5.1 | 4 | 4-4 | 2 | 8 | ND |
| 6/5/17 | #21 Missouri State | 0.2 | 0 | 0-0 | 1 | 0 | ND |
| TOTALS | 17 G, 16 GS | 90.2 | 75 | 35-33 | 20 | 96 | 8-4 |

Blaine Knight 2018 Game-By-Game (Junior)
(4 Appearances, 4 Starts)

| Date | Opponent | IP | H | R-ER | BB | K | Result |
|---------------|------------------|-------------|-----------|------------|----------|-----------|------------|
| 2/16/18 | Bucknell* | 5.0 | 0 | 0-0 | 2 | 4 | W, 1-0 |
| 2/23/18 | vs. Cal Poly* | 6.0 | 5 | 1-1 | 1 | 7 | ND |
| 3/2/18 | USC* | 6.0 | 6 | 0-0 | 1 | 4 | W, 2-0 |
| 3/9/18 | Kent State* | 6.0 | 4 | 1-1 | 0 | 6 | W, 3-0 |
| TOTALS | 4 G, 4 GS | 23.0 | 15 | 2-2 | 4 | 21 | 3-0 |

2018 HIGHLIGHTS

- Has made four-straight starts of five innings or more with three-consecutive quality starts heading into the series with Kentucky.
- Has been part of the Opening Weekend rotation for three-straight years dating back to 2016.
- Currently sporting a team-leading 0.78 ERA, his lowest after his first four starts in his career.
- Threw a scoreless five innings on Opening Day against Bucknell and a scoreless six innings against USC. Currently has four outings of five or more innings with no runs allowed.
- After giving up a home run in the first inning against Kent State (March 9), he retired 12 of the next 13 batters and had his third-straight quality start.

Game 2 Starter

#55 ISAIAH CAMPBELL

RHP • 6-4 • 225 • R-SOPHOMORE
OLATHE, KAN.
OLATHE SOUTH HS



CAREER HIGHS

| Category | High | Opponent (Last) | Date |
|----------------|------|----------------------|---------|
| Innings | 5.1 | USC | 3/3/18 |
| Longest Start | 5.1 | USC | 3/3/18 |
| Shortest Start | 2.0 | Miss. Valley St. | 2/23/16 |
| Longest Relief | 5.0 | Alabama | 5/13/16 |
| Hits | 5 | 2x (Kent State) | 3/9/18 |
| Runs | 5 | Kent State | 3/9/18 |
| Earned Runs | 3 | 2x (at LSU) | 5/7/16 |
| Walks | 3 | 2x (USC) | 3/3/18 |
| Strikeouts | 7 | 2x (San Diego State) | 2/24/18 |

CAREER VS. 2018 OPPONENTS

| Team | ERA | W-L | G-GS | IP | H | R | ER | BB-K |
|-----------------|-------|-----|------|-----|---|---|----|------|
| Florida | 0.00 | -- | 1-0 | 2.1 | 3 | 2 | 0 | 0-3 |
| Memphis | 0.00 | -- | 1-1 | 2.2 | 2 | 0 | 0 | 1-2 |
| Ole Miss | 45.00 | -- | 1-0 | 0.2 | 3 | 2 | 1 | 0-1 |
| Grambling St. | 6.75 | 1-0 | 1-1 | 4.0 | 4 | 3 | 3 | 1-4 |
| South Carolina | 9.00 | -- | 1-0 | 1.0 | 1 | 1 | 1 | 0-0 |
| Mississippi St. | 3.00 | 0-1 | 1-1 | 3.0 | 3 | 3 | 1 | 3-1 |
| Alabama | 0.00 | -- | 1-0 | 5.0 | 1 | 0 | 0 | 1-2 |
| LSU | 27.00 | -- | 1-0 | 1.0 | 3 | 3 | 3 | 2-2 |
| Texas A&M | 2.90 | -- | 1-0 | 3.1 | 3 | 1 | 1 | 1-1 |

2016 HIGHLIGHTS

- Made six starts in 13 appearances
- Recorded 23 strikeouts in 31.2 innings of work, while going 3-1 with a 3.69 ERA
- His 31.2 innings were the fifth-most on the team and he tied for second in wins
- Recorded first career start, strikeout and win against Mississippi Valley State (Feb. 23), going 2.0 innings in a 21-4 victory
- Earned wins against Grambling State (March 15) and No. 25 Creighton (April 19)
- Made seven appearances in SEC play with one start
- Was one of three freshmen to have at least one start in conference play
- Compiled a 3.86 ERA against SEC teams, striking out 10 batters in 16.1 innings
- Longest outing and first quality start was against Alabama (May 13), allowing one run in 5.0 innings pitched with two strikeouts
- Had a career-high four strikeouts against Grambling State (March 15)
- Turned in scoreless outings against Gonzaga (March 9), at Memphis (April 6), No. 25 Creighton (April 19) and Alabama (May 13)
- Played for the Conejo Oaks in the California Collegiate Summer Baseball League where he was named to the South All-Star Team
- Named to the 2015-16 First-Year SEC Academic Honor Roll.

2018 HIGHLIGHTS

- Made first appearance since being shutdown for the 2017 season for bone spurs on Feb. 17 vs. Bucknell.
- Struck out a career-high seven batters over four innings on 78 pitches.
- Matched his career-high in strikeouts the next week by fanning seven San Diego State batters.

CAMPBELL'S CAREER APPEARANCES

Isaiah Campbell 2016 Game-By-Game (Freshman)
(13 Appearances, 6 Starts)

| Date | Opponent | IP | H | R-ER | BB | K | Result |
|---------------|---------------------|-------------|-----------|--------------|-----------|-----------|------------|
| 2/23/16 | Miss. Valley State* | 2.0 | 2 | 1-1 | 0 | 1 | W, 1-0 |
| 3/9/16 | Gonzaga | 0.1 | 1 | 0-0 | 0 | 1 | ND |
| 3/15/16 | Grambling State* | 4.0 | 4 | 3-3 | 1 | 4 | W, 2-0 |
| 3/18/16 | at South Carolina | 1.0 | 1 | 1-1 | 0 | 0 | ND |
| 4/6/16 | at Memphis* | 2.2 | 2 | 0-0 | 1 | 2 | ND |
| 4/9/16 | at Ole Miss | 0.2 | 3 | 2-1 | 0 | 1 | ND |
| 4/14/16 | Florida | 2.1 | 3 | 2-0 | 0 | 3 | ND |
| 4/19/16 | Creighton* | 3.0 | 2 | 0-0 | 0 | 2 | W, 3-0 |
| 4/26/16 | Oklahoma State* | 3.1 | 3 | 3-2 | 2 | 2 | ND |
| 5/1/16 | Texas A&M | 3.1 | 3 | 1-1 | 1 | 1 | ND |
| 5/7/16 | at LSU | 1.0 | 3 | 3-3 | 2 | 2 | ND |
| 5/13/16 | Alabama | 5.0 | 1 | 0-0 | 1 | 2 | ND |
| 5/20/16 | at Mississippi St.* | 3.0 | 3 | 3-1 | 3 | 1 | L, 3-1 |
| TOTALS | 13 G, 6 GS | 31.2 | 31 | 19-13 | 11 | 23 | 3-1 |

Isaiah Campbell 2017 Game-By-Game (Sophomore)
(17 Appearances, 16 Starts)

| Date | Opponent | IP | H | R-ER | BB | K | Result |
|---------------|------------------|------------|----------|------------|----------|----------|------------|
| 2/25/17 | Bryant | 0.2 | 3 | 3-3 | 1 | 1 | ND |
| TOTALS | 1 G, 0 GS | 0.2 | 3 | 3-3 | 1 | 1 | 0-0 |

Isaiah Campbell 2018 Game-By-Game (R-Sophomore)
(4 Appearances, 4 Starts)

| Date | Opponent | IP | H | R-ER | BB | K | Result |
|---------------|---------------------|-------------|-----------|------------|----------|-----------|------------|
| 2/17/18 | Bucknell* | 4.0 | 3 | 1-1 | 2 | 7 | W, 1-0 |
| 2/24/18 | at San Diego State* | 5.0 | 5 | 2-1 | 1 | 7 | ND |
| 3/3/18 | USC* | 5.1 | 3 | 1-1 | 3 | 2 | L, 1-1 |
| 3/9/18 | Kent State* | 3.2 | 5 | 5-1 | 2 | 3 | L, 1-2 |
| TOTALS | 4 G, 4 GS | 18.0 | 16 | 9-4 | 8 | 19 | 1-2 |

By The Numbers

RECORD RUNDOWN

| | |
|---------------------------------------|-------|
| Overall | 13-4 |
| vs. Top-5 Teams | 0-0 |
| vs. Top-10 Teams | 0-0 |
| vs. Top-25 Teams | 0-0 |
| vs. Unranked Teams | 13-4 |
| At home | 11-2 |
| On the road | 1-1 |
| At neutral sites | 1-1 |
| In day games | 10-3 |
| In night games | 3-1 |
| In extra innings | 0-0 |
| vs. teams .500 or better | 8-3 |
| vs. teams .500 or worse | 5-1 |
| vs. left-handed starter | 3-3 |
| vs. right-handed starter | 10-1 |
| When starter receives decision | 7-2 |
| When reliever receives decision | 6-2 |
| When starter goes 5+ innings | 7-2 |
| When starter goes less than 5 innings | 6-2 |
| When scoring first | 9-1 |
| When opponent scores first | 4-3 |
| When leading after 6 innings | 10-0 |
| When trailing after 6 innings | 0-3 |
| When tied after 6 innings | 3-1 |
| When leading after 8 innings | 11-0 |
| When trailing after 8 innings | 0-3 |
| When tied after 8 innings | 1-1 |
| In one-run games | 2-2 |
| In two-run games | 2-1 |
| Series W-L-T | 5-0-0 |
| Series sweeps/times swept | 3/0 |
| When scoring 0-2 runs | 1-1 |
| When scoring 3-5 runs | 3-2 |
| When scoring 6-9 runs | 3-1 |
| When scoring 10+ runs | 6-0 |
| Shutouts vs. times shut out | 3/0 |
| When opponent scores 5 runs or less | 12-2 |
| When opponent scores 5 runs or more | 1-2 |
| When collecting 0-3 hits | 1-0 |
| When collecting 4-6 hits | 1-0 |
| When collecting 7-9 hits | 2-4 |
| When collecting 10-12 hits | 6-0 |
| When collecting 13+ hits | 3-0 |
| When out-hitting opponent | 12-2 |
| When out-hit by opponent | 1-2 |
| When hits are equal | 0-0 |
| When hitting a home run | 11-2 |
| When opponent hits a home run | 2-1 |
| When errorless | 6-1 |
| When committing one error | 4-0 |
| When committing 2+ errors | 3-3 |
| When opponent is errorless | 5-3 |
| Vs. SEC | 0-0 |
| Vs. SEC East | 0-0 |
| Vs. SEC West | 0-0 |
| Vs. non-conference | 13-4 |
| Game 1 of weekend series | 3-0 |
| Game 2 of weekend series | 1-2 |
| Game 3 of weekend series | 3-0 |
| In February | 6-2 |
| In March | 7-2 |
| In April | 0-0 |
| In May | 0-0 |
| In June | 0-0 |

MULTIPLE-HIT GAMES

| Name | 2 | 3 | 4 | 5+ | Total |
|------------------|---|----|----|----|-------|
| Casey Martin | 6 | -- | 1 | -- | 7 |
| Jordan McFarland | 5 | -- | -- | -- | 5 |
| Eric Cole | 2 | 2 | 1 | -- | 5 |
| Carson Shaddy | 3 | 1 | -- | -- | 4 |
| Heston Kjerstad | 2 | 2 | -- | -- | 4 |
| Jax Biggers | 4 | -- | -- | -- | 4 |
| Grant Koch | 3 | -- | -- | -- | 3 |
| Luke Bonfield | 2 | 1 | -- | -- | 3 |
| Hunter Wilson | 2 | -- | -- | -- | 2 |

CAREER MULTIPLE-HIT GAMES

| Name | 2015 | 2016 | 2017 | 2018 | Total |
|------------------|------|------|------|------|-------|
| Jax Biggers | -- | -- | 23 | 4 | 27 |
| Luke Bonfield | -- | 14 | 24 | 3 | 41 |
| Eric Cole | -- | 8 | 15 | 5 | 28 |
| Dominic Fletcher | -- | -- | 18 | 2 | 20 |
| Jared Gates | -- | -- | 5 | 2 | 7 |
| Heston Kjerstad | -- | -- | -- | 4 | 4 |
| Grant Koch | -- | 7 | 15 | 3 | 25 |
| Carson Shaddy | 5 | 21 | 15 | 4 | 45 |
| Evan Lee | -- | -- | 3 | 2 | 5 |

MULTIPLE-RBI GAMES

| Name | 2 | 3 | 4 | 5+ | Total |
|------------------|---|----|----|----|-------|
| Casey Martin | 2 | 1 | -- | 2 | 5 |
| Dominic Fletcher | 2 | -- | -- | 1 | 3 |
| Carson Shaddy | 1 | -- | 2 | -- | 3 |
| Heston Kjerstad | 2 | -- | 1 | -- | 3 |
| Grant Koch | 2 | 1 | -- | -- | 3 |
| Jared Gates | 2 | -- | 1 | -- | 3 |
| Luke Bonfield | 1 | 2 | -- | -- | 3 |
| Eric Cole | 1 | 2 | -- | -- | 3 |
| Evan Lee | 2 | -- | -- | -- | 2 |

HITTING STREAKS

| Name | CURRENT | 2018 | CAREER |
|------------------|---------|------|--------|
| Jax Biggers | -- | 8 | 9 |
| Luke Bonfield | 3 | 5 | 8 |
| Eric Cole | 9 | 9 | 12 |
| Dominic Fletcher | 2 | 3 | 8 |
| Grant Koch | -- | 8 | 8 |
| Heston Kjerstad | 1 | 7 | 7 |
| Carson Shaddy | 2 | 3 | 11 |
| Casey Martin | 10 | 10 | 10 |
| Jordan McFarland | 4 | 4 | 4 |

REACHED BASE

| Name | CURRENT | 2018 | CAREER |
|------------------|---------|------|--------|
| Jax Biggers | 11 | 11 | 14 |
| Luke Bonfield | 16 | 16 | 16 |
| Eric Cole | 13 | 13 | 13 |
| Dominic Fletcher | 3 | 4 | 13 |
| Grant Koch | 10 | 10 | 13 |
| Jared Gates | -- | 9 | 17 |
| Carson Shaddy | 2 | 5 | 19 |
| Heston Kjerstad | 3 | 13 | 13 |
| Evan Lee | 1 | 4 | 7 |
| Casey Martin | 15 | 15 | 15 |
| Jordan McFarland | 4 | 4 | 4 |

HOME RUNS

| Career Home Runs | SOLO | 2R | 3R | GS | Total |
|------------------|------|----|----|----|-------|
| Jax Biggers | 3 | 1 | - | - | 4 |
| Luke Bonfield | 6 | 9 | 4 | - | 19 |
| Eric Cole | 6 | 2 | 1 | - | 9 |
| Dominic Fletcher | 8 | 4 | 2 | - | 14 |
| Grant Koch | 7 | 5 | 6 | 1 | 19 |
| Jared Gates | 4 | 4 | - | - | 8 |
| Carson Shaddy | 10 | 8 | 1 | - | 19 |
| Casey Martin | 2 | 1 | 3 | - | 6 |
| Heston Kjerstad | 1 | - | 1 | - | 2 |
| Jordan McFarland | 1 | - | - | 1 | 2 |

BREAKDOWN

| | |
|------------------------------------|-----------------------------|
| Total | 26 |
| At Baum Stadium | 23 |
| On The Road | 1 |
| At Neutral Site | 2 |
| Vs. RHP | 16 |
| Vs. LHP | 10 |
| w/ 0 Outs | 7 |
| w/ 1 Out | 11 |
| w/ 2 Outs | 8 |
| Solo | 12 |
| Two-Run | 5 |
| Three-Run | 8 |
| Grand Slam | 1 |
| Back-To-Back | 1 |
| Pinch-Hit | 0 |
| Walk-Off | 0 |
| Before the 7th Inning | 18 |
| 7th Inning and Beyond | 8 |
| Opponent Total | 5 |
| Last HR Given Up | Petrinsky (Texas, March 13) |
| Longest Stretch Without HR Allowed | 6 |
| Current Streak of No HR Allowed | 1 |

HOME RUN TRACKER

| Player | Date | Opp. | On Base-Outs |
|--------------|----------|--------------------|--------------|
| C. Shaddy | Feb. 16 | Bucknell | 2-2 |
| L. Bonfield | Feb. 17 | Bucknell | 2-1 |
| C. Shaddy | Feb. 17 | Bucknell | 0-1 |
| D. Fletcher | Feb. 17 | Bucknell | 2-1 |
| G. Koch | Feb. 17 | Bucknell | 0-2 |
| C. Martin | Feb. 17 | Bucknell | 2-0 |
| J. Gates | Feb. 17 | Bucknell | 1-0 |
| E. Cole | Feb. 17 | Bucknell | 0-1 |
| H. Kjerstad | Feb. 21 | vs. Arizona | 0-2 |
| D. Fletcher | Feb. 23 | vs. Cal Poly | 1-2 |
| E. Cole | Feb. 24 | at San Diego State | 0-0 |
| C. Martin | Feb. 28 | Dayton | 2-2 |
| C. Martin | Feb. 28 | Dayton | 1-2 |
| J. Gates | March 1 | Dayton | 0-1 |
| H. Kjerstad | March 1 | Dayton | 2-1 |
| L. Bonfield | March 2 | USC | 1-2 |
| E. Cole | March 3 | USC | 0-0 |
| G. Koch | March 9 | Kent State | 1-2 |
| E. Cole | March 9 | Kent State | 2-1 |
| C. Shaddy | March 9 | Kent State | 0-2 |
| C. Martin | March 11 | Kent State | 0-0 |
| J. McFarland | March 11 | Kent State | 0-0 |
| C. Shaddy | March 11 | Kent State | 0-1 |
| J. McFarland | March 11 | Kent State | 3-1 |
| C. Martin | March 13 | Texas | 2-1 |
| C. Martin | March 14 | Texas | 0-2 |

By The Numbers

STARTERS GAME-BY-GAME

| Opponent | W-L | IP | H | R | ER | BB | K |
|---------------|-----|-----|----|----|----|----|----|
| Bucknell | W | 5.0 | 0 | 0 | 0 | 2 | 4 |
| Bucknell | W | 4.0 | 3 | 1 | 1 | 2 | 7 |
| Bucknell | -- | 2.0 | 1 | 1 | 1 | 2 | 2 |
| vs. Arizona | W | 6.0 | 1 | 0 | 0 | 1 | 6 |
| vs. Cal Poly | -- | 6.0 | 5 | 1 | 1 | 1 | 7 |
| @ SDSU | -- | 5.0 | 5 | 2 | 1 | 1 | 7 |
| @ San Diego | -- | 2.2 | 4 | 2 | 2 | 0 | 2 |
| Dayton | W | 6.0 | 7 | 0 | 0 | 0 | 6 |
| Dayton | -- | 2.0 | 2 | 0 | 0 | 1 | 4 |
| USC | W | 6.0 | 6 | 0 | 0 | 1 | 4 |
| USC | L | 5.1 | 3 | 1 | 1 | 3 | 2 |
| USC | -- | 4.0 | 5 | 1 | 0 | 2 | 2 |
| Kent State | W | 6.0 | 4 | 1 | 1 | 0 | 6 |
| Kent State | L | 3.2 | 5 | 5 | 1 | 2 | 3 |
| Kent State | -- | 4.2 | 3 | 3 | 3 | 3 | 3 |
| Texas | W | 6.0 | 5 | 2 | 2 | 0 | 3 |
| Texas | -- | 1.0 | 0 | 2 | 2 | 2 | 0 |
| Kentucky | -- | -- | -- | -- | -- | -- | -- |
| Kentucky | -- | -- | -- | -- | -- | -- | -- |
| Kentucky | -- | -- | -- | -- | -- | -- | -- |
| vs. Charlotte | -- | -- | -- | -- | -- | -- | -- |
| @ Charlotte | -- | -- | -- | -- | -- | -- | -- |
| @ Florida | -- | -- | -- | -- | -- | -- | -- |
| @ Florida | -- | -- | -- | -- | -- | -- | -- |
| @ Florida | -- | -- | -- | -- | -- | -- | -- |
| vs. Memphis | -- | -- | -- | -- | -- | -- | -- |
| @ Ole Miss | -- | -- | -- | -- | -- | -- | -- |
| @ Ole Miss | -- | -- | -- | -- | -- | -- | -- |
| @ Ole Miss | -- | -- | -- | -- | -- | -- | -- |
| ULM | -- | -- | -- | -- | -- | -- | -- |
| ULM | -- | -- | -- | -- | -- | -- | -- |
| Auburn | -- | -- | -- | -- | -- | -- | -- |
| Auburn | -- | -- | -- | -- | -- | -- | -- |
| Auburn | -- | -- | -- | -- | -- | -- | -- |
| Grambling St. | -- | -- | -- | -- | -- | -- | -- |
| S. Carolina | -- | -- | -- | -- | -- | -- | -- |
| S. Carolina | -- | -- | -- | -- | -- | -- | -- |
| S. Carolina | -- | -- | -- | -- | -- | -- | -- |
| Missouri St. | -- | -- | -- | -- | -- | -- | -- |
| @ Miss. St. | -- | -- | -- | -- | -- | -- | -- |
| @ Miss. St. | -- | -- | -- | -- | -- | -- | -- |
| @ Miss. St. | -- | -- | -- | -- | -- | -- | -- |
| Texas Tech | -- | -- | -- | -- | -- | -- | -- |
| Texas Tech | -- | -- | -- | -- | -- | -- | -- |
| Alabama | -- | -- | -- | -- | -- | -- | -- |
| Alabama | -- | -- | -- | -- | -- | -- | -- |
| Alabama | -- | -- | -- | -- | -- | -- | -- |
| @ LSU | -- | -- | -- | -- | -- | -- | -- |
| @ LSU | -- | -- | -- | -- | -- | -- | -- |
| @ LSU | -- | -- | -- | -- | -- | -- | -- |
| Texas A&M | -- | -- | -- | -- | -- | -- | -- |
| @ Georgia | -- | -- | -- | -- | -- | -- | -- |
| @ Georgia | -- | -- | -- | -- | -- | -- | -- |
| @ Georgia | -- | -- | -- | -- | -- | -- | -- |

BULLPEN GAME-BY-GAME

| Opponent | W-L-S | IP | H | R | ER | BB | K |
|---------------|-------|-----|----|----|----|----|----|
| Bucknell | -- | 4.0 | 2 | 2 | 0 | 0 | 7 |
| Bucknell | -- | 5.0 | 4 | 3 | 3 | 2 | 5 |
| Bucknell | W-S | 7.0 | 5 | 0 | 0 | 2 | 6 |
| vs. Arizona | S | 3.0 | 1 | 0 | 0 | 3 | 5 |
| vs. Cal Poly | L | 3.0 | 2 | 3 | 1 | 2 | 2 |
| @ SDSU | W | 4.0 | 0 | 0 | 0 | 0 | 5 |
| @ San Diego | L | 5.1 | 8 | 5 | 4 | 2 | 5 |
| Dayton | S | 3.0 | 3 | 1 | 0 | 0 | 3 |
| Dayton | W | 7.0 | 2 | 0 | 0 | 1 | 9 |
| USC | S | 3.0 | 1 | 0 | 0 | 1 | 2 |
| USC | -- | 3.2 | 2 | 2 | 2 | 2 | 2 |
| USC | W | 4.0 | 5 | 5 | 4 | 2 | 4 |
| Kent State | -- | 3.0 | 3 | 1 | 1 | 1 | 5 |
| Kent State | -- | 5.1 | 4 | 5 | 5 | 5 | 6 |
| Kent State | W | 4.1 | 3 | 1 | 0 | 1 | 1 |
| Texas | S | 3.0 | 4 | 2 | 2 | 2 | 1 |
| Texas | W-S | 8.0 | 9 | 5 | 5 | 7 | 9 |
| Kentucky | -- | -- | -- | -- | -- | -- | -- |
| Kentucky | -- | -- | -- | -- | -- | -- | -- |
| Kentucky | -- | -- | -- | -- | -- | -- | -- |
| vs. Charlotte | -- | -- | -- | -- | -- | -- | -- |
| @ Charlotte | -- | -- | -- | -- | -- | -- | -- |
| @ Florida | -- | -- | -- | -- | -- | -- | -- |
| @ Florida | -- | -- | -- | -- | -- | -- | -- |
| @ Florida | -- | -- | -- | -- | -- | -- | -- |
| vs. Memphis | -- | -- | -- | -- | -- | -- | -- |
| @ Ole Miss | -- | -- | -- | -- | -- | -- | -- |
| @ Ole Miss | -- | -- | -- | -- | -- | -- | -- |
| @ Ole Miss | -- | -- | -- | -- | -- | -- | -- |
| ULM | -- | -- | -- | -- | -- | -- | -- |
| ULM | -- | -- | -- | -- | -- | -- | -- |
| ULM | -- | -- | -- | -- | -- | -- | -- |
| Auburn | -- | -- | -- | -- | -- | -- | -- |
| Auburn | -- | -- | -- | -- | -- | -- | -- |
| Auburn | -- | -- | -- | -- | -- | -- | -- |
| Grambling St. | -- | -- | -- | -- | -- | -- | -- |
| S. Carolina | -- | -- | -- | -- | -- | -- | -- |
| S. Carolina | -- | -- | -- | -- | -- | -- | -- |
| S. Carolina | -- | -- | -- | -- | -- | -- | -- |
| Missouri St. | -- | -- | -- | -- | -- | -- | -- |
| @ Miss. St. | -- | -- | -- | -- | -- | -- | -- |
| @ Miss. St. | -- | -- | -- | -- | -- | -- | -- |
| @ Miss. St. | -- | -- | -- | -- | -- | -- | -- |
| Texas Tech | -- | -- | -- | -- | -- | -- | -- |
| Texas Tech | -- | -- | -- | -- | -- | -- | -- |
| Alabama | -- | -- | -- | -- | -- | -- | -- |
| Alabama | -- | -- | -- | -- | -- | -- | -- |
| Alabama | -- | -- | -- | -- | -- | -- | -- |
| @ LSU | -- | -- | -- | -- | -- | -- | -- |
| @ LSU | -- | -- | -- | -- | -- | -- | -- |
| @ LSU | -- | -- | -- | -- | -- | -- | -- |
| Texas A&M | -- | -- | -- | -- | -- | -- | -- |
| @ Georgia | -- | -- | -- | -- | -- | -- | -- |
| @ Georgia | -- | -- | -- | -- | -- | -- | -- |
| @ Georgia | -- | -- | -- | -- | -- | -- | -- |

RECORD PER STARTER

| Pitcher (Total Starts) | Record |
|------------------------|--------|
| Blaine Knight (4) | 3-1 |
| Isaiah Campbell (4) | 2-2 |
| Keaton McKinney (1) | 1-0 |
| Kacey Murphy (3) | 3-0 |
| Barrett Loseke (1) | 0-1 |
| Caleb Bolden (1) | 1-0 |
| Hunter Milligan (2) | 2-0 |
| Bryce Bonnin (1) | 1-0 |

QUALITY STARTS

| Pitcher (Total Starts) | QS | Record |
|------------------------|----|--------|
| Kacey Murphy (3) | 2 | 2-0 |
| Isaiah Campbell (4) | 1 | 1-0 |
| Blaine Knight (4) | 3 | 2-1 |
| Caleb Bolden (1) | 1 | 1-0 |

RUN SUPPORT

| Pitcher (Total Starts) | Runs | Per Start |
|------------------------|------|-----------|
| Blaine Knight (4) | 28 | 7.0 |
| Isaiah Campbell (4) | 40 | 10.0 |
| Keaton McKinney (1) | 3 | 3.0 |
| Kacey Murphy (3) | 21 | 7.0 |
| Barrett Loseke (1) | 6 | 6.0 |
| Caleb Bolden (1) | 18 | 18.0 |
| Hunter Milligan (2) | 18 | 9.0 |
| Bryce Bonnin (1) | 11 | 11.0 |

Game-By-Game Batting Order

2018 RECORD: 13-4 • HOME: 11-2 • AWAY: 1-1 • NEUTRAL: 1-1 • SEC: 0-0 • NCAA TOURNAMENT: 0-0

| Date | Opposing team | 1 | 2 | 3 | 4 | 5 | 6 | 7 | 8 | 9 |
|----------------|---------------------|---------|----------|----------|-----------|----------|-----------|-----------|-----------|--------|
| Feb. 16, 2018 | BUCKNELL | Biggers | Fletcher | Cole | Bonfield | Kjerstad | Lee | Koch | Gates | Shaddy |
| Feb. 17, 2018 | BUCKNELL | Biggers | Cole | Fletcher | Bonfield | Koch | Kjerstad | McFarland | Shaddy | Martin |
| Feb. 18, 2018 | BUCKNELL | Biggers | Fletcher | Cole | Bonfield | Kjerstad | Lee | Koch | Gates | Shaddy |
| Feb. 21, 2018 | vs. Arizona@ | Biggers | Fletcher | Cole | Bonfield | Kjerstad | Koch | Gates | Shaddy | Wilson |
| Feb. 23, 2018 | vs. Cal Poly^ | Biggers | Fletcher | Cole | Bonfield | Kjerstad | Gates | Koch | Lee | Shaddy |
| Feb. 24, 2018 | at San Diego State^ | Biggers | Cole | Fletcher | Bonfield | Kjerstad | Shaddy | Gates | Koch | Martin |
| Feb. 25, 2018 | at San Diego^ | Biggers | Cole | Fletcher | Bonfield | Kjerstad | Shaddy | Gates | Opitz | Martin |
| Feb. 28, 2018 | DAYTON | Biggers | Cole | Kjerstad | Gates | Fletcher | Lee | Koch | Wilson | Martin |
| March 1, 2018 | DAYTON | Martin | Cole | Kjerstad | Bonfield | Fletcher | Gates | Shaddy | Opitz | Kenley |
| March 2, 2018 | USC | Biggers | Cole | Kjerstad | Bonfield | Fletcher | Koch | Gates | Shaddy | Martin |
| March 3, 2018 | USC | Biggers | Cole | Kjerstad | Bonfield | Koch | McFarland | Fletcher | Shaddy | Martin |
| March 4, 2018 | USC | Biggers | Cole | Kjerstad | Bonfield | Lee | Martin | Gates | Koch | Wilson |
| March 9, 2018 | KENT STATE | Biggers | Cole | Martin | Bonfield | Kjerstad | Koch | Fletcher | Gates | Shaddy |
| March 9, 2018 | KENT STATE | Biggers | Cole | Martin | Bonfield | Kjerstad | Shaddy | Fletcher | McFarland | Opitz |
| March 11, 2018 | KENT STATE | Biggers | Cole | Kjerstad | Bonfield | Fletcher | Martin | Gates | Koch | Shaddy |
| March 13, 2018 | TEXAS | Martin | Cole | Kjerstad | Bonfield | Fletcher | Koch | Biggers | McFarland | Shaddy |
| March 14, 2018 | TEXAS | Biggers | Cole | Kjerstad | McFarland | Fletcher | Martin | Lee | Koch | Wilson |

^ - Game played at Tony Gwynn Legacy (San Diego, Calif.); @ - Game played at Tony Gwynn Stadium (San Diego, Calif.)

Defensive Starting Lineups

2018 RECORD: 13-4 • HOME: 11-2 • AWAY: 1-1 • NEUTRAL: 1-1 • SEC: 0-0 • NCAA TOURNAMENT: 0-0

| Date | Opposing team | C | 1B | 2B | 3B | SS | LF | CF | RF | DH |
|----------------|----------------------|----------|-----------|-----------|-----------|-----------|-----------|-----------|-----------|-----------|
| Feb. 16, 2018 | BUCKNELL | Koch | Lee | Shaddy | Gates | Biggers | Kjerstad | Fletcher | Cole | Bonfield |
| Feb. 17, 2018 | BUCKNELL | Koch | McFarland | Shaddy | Martin | Biggers | Kjerstad | Fletcher | Cole | Bonfield |
| Feb. 18, 2018 | BUCKNELL | Koch | Lee | Shaddy | Gates | Biggers | Kjerstad | Fletcher | Cole | Bonfield |
| Feb. 21, 2018 | vs. Arizona | Koch | Gates | Shaddy | Wilson | Biggers | Kjerstad | Fletcher | Cole | Bonfield |
| Feb. 23, 2018 | vs. Cal Poly^ | Koch | Lee | Shaddy | Gates | Biggers | Kjerstad | Fletcher | Cole | Bonfield |
| Feb. 24, 2018 | at San Diego State^ | Koch | Gates | Shaddy | Martin | Biggers | Kjerstad | Fletcher | Cole | Bonfield |
| Feb. 25, 2018 | at San Diego^ | Opitz | Gates | Shaddy | Martin | Biggers | Kjerstad | Fletcher | Cole | Bonfield |
| Feb. 28, 2018 | DAYTON | Koch | Gates | Martin | Wilson | Biggers | Kjerstad | Fletcher | Cole | Lee |
| March 1, 2018 | DAYTON | Opitz | Gates | Shaddy | Martin | Kenley | Kjerstad | Fletcher | Cole | Bonfield |
| March 2, 2018 | USC | Koch | Gates | Shaddy | Martin | Biggers | Kjerstad | Fletcher | Cole | Bonfield |
| March 3, 2018 | USC | Koch | McFarland | Shaddy | Martin | Biggers | Kjerstad | Fletcher | Cole | Bonfield |
| March 4, 2018 | USC | Koch | Gates | Wilson | Martin | Biggers | Bonfield | Cole | Kjerstad | Lee |
| March 9, 2018 | KENT STATE | Koch | Gates | Shaddy | Martin | Biggers | Kjerstad | Fletcher | Cole | Bonfield |
| March 9, 2018 | KENT STATE | Opitz | McFarland | Shaddy | Martin | Biggers | Kjerstad | Fletcher | Cole | Bonfield |
| March 11, 2018 | KENT STATE | Koch | Gates | Shaddy | Martin | Biggers | Kjerstad | Fletcher | Cole | Bonfield |
| March 13, 2018 | TEXAS | Koch | McFarland | Shaddy | Martin | Biggers | Kjerstad | Fletcher | Cole | Bonfield |
| March 14, 2018 | TEXAS | Koch | McFarland | Wilson | Martin | Biggers | Kjerstad | Fletcher | Cole | Lee |

^ - Game played at Tony Gwynn Legacy (San Diego, Calif.); @ - Game played at Tony Gwynn Stadium (San Diego, Calif.)

The Last Time

THE LAST TIME AN ARKANSAS PLAYER...

4 Hits in a game Eric Cole vs. USC, March 4, 2018
 5 Hits in a game Andy Wilkins at No. 9 Oklahoma (Norman Regional), May 31, 2009
 6 Hits in a game Jeremy Jackson vs. Northeastern (Okla.), April 16, 1997

2 Hits in an inning.....Evan Lee vs. Dayton, Feb. 28, 2018

2 Doubles in a game.....Eric Cole vs. Texas, March 13, 2018
 3 Doubles in a game.....Carson Shaddy vs. Nebraska, March 4, 2017
 4 Doubles in a gameRodney Nye vs. La. Tech, March 31, 1998
 2 Triples in a game Jax Biggers vs. Auburn (SEC Tournament), May 25, 2017

Led off a game with a HR Tim Carver vs. Oral Roberts, April 24, 2012
 2 Home runs in a gameJordan McFarland vs. Kent State, March 11, 2018
 3 Home runs in a game Chad Spanberger vs. Auburn (SEC Tournament), May 26, 2017
 Grand Slam Jordan McFarland vs. Kent State, March 11, 2018
 HR in consecutive AB.....Jordan McFarland vs. Kent State, March 11, 2018
 HR in 4 straight games..... Aaron Murphree vs. OSU, So. Dakota St. & Siena, March 2-8, 2008
 HR in 5 straight games..... Aaron Murphree vs. OSU, So. Dakota St. & Siena, March 2-8, 2008
 HR in 6 straight games..... Aaron Murphree vs. OSU, So. Dakota St. & Siena, March 2-9, 2008
 Pinch-hit home runChad Spanberger vs. Eastern Illinois, March 5, 2016
 Inside the park home run.....Eric Cole vs. Miami (Ohio), February 19, 2017
 Back-to-Back Home RunsCasey Martin & Jordan McFarland vs. Kent State, March 11, 2018

4 Runs in a game Luke Bonfield vs. Nebraska, March 4, 2017
 5 Runs in a gameJordan McFarland vs. Bucknell, Feb. 17, 2018
 6 Runs in a gameJeremy Jackson vs. Northeastern (Okla.), April 16, 1997

4 RBI in a game Jordan McFarland vs. Texas, March 13, 2018
 5 RBI in a gameJordan McFarland vs. Kent State, March 11, 2018
 6 RBI in a game Casey Martin vs. Dayton, Feb. 28, 2018
 7 RBI in a game Chad Spanberger vs. Auburn (SEC Tournament), May 25, 2017
 8 RBI in a game Rodney Nye vs. ORU, April 14, 1999
 9 RBI in a game Ryan Lundquist vs. Central Missouri St., March 4, 1997

2 Stolen bases in a game..... Jax Biggers vs. USC, March 2, 2018
 3 Stolen bases in a game..... Andrew Benintendi vs Stephen F. Austin, April 15, 2015
 4 Stolen bases in a game Logan Forsythe vs. Ole Miss, May 19, 2007
 Stole home..... Bobby Wernes vs. Ole Miss, March 28, 2015

2 Errors in a game Jackson Rutledge vs. Cal Poly (Tony Gwynn Legacy), Feb. 23, 2018
 3 Errors in a game Bobby Wernes, at LSU, April 12, 2014
 4 Errors in a game Chris Shaddy vs. TCU, April 27, 1980

9-Inning no-hitter Scott Roehl vs. Kansas St., March 20, 2001
 9-Inning combined no-hitter Nick Schmidt (6.0), Brian McLelland (1.0) & Devin Collis (2.0) vs. Oklahoma State, February 12, 2006
 7-inning combined no-hitter..... D. Taccolini (2.0), M. Cronin (3.0), & J. Alberius (2.) vs. Auburn (SEC Tournament), May 25, 2017
 1-Hitter..... Trevor Stephan (7.0) at Tennessee, May 6, 2017
 1-Hitter combined Kacey Murphy (7.0 IP, 1H), Josh Alberius (2.0 IP, 0 H), vs. Memphis, April 18, 2017
 2-Hitter..... Kacey Murphy vs. Florida (SEC Tournament), May 27, 2017
 2-Hitter combined.Loseke (4.0 IP, 1 H), Murphy (1.2 IP, 0 H), Alberius (1.2 IP, 0 H), Harris (0.2 IP, 0 H), Willey (0.2 IP, 1 H), Rodriguez (0.1 IP, 0 H) vs. Western Illinois, March 13, 2016
 3-Hitter..... Ryne Stanek (9.0 IP), at No. 6 South Carolina, March 23, 2013
 3-Hitter combined Blaine Knight (8.0 IP) and Dominic Taccolini (1.0 IP), at Alabama, March 31, 2017
 Complete game Kacey Murphy vs. Florida (SEC Tournament), May 27, 2017
 Complete-game shutout Kacey Murphy vs. Florida (SEC Tournament), May 27, 2017
 10-inning or more start Dominic Taccolini at #12 Kentucky (10 innings), April 22, 2016
 Had 10 strikeouts Trevor Stephan at No. 22 Texas A&M, May 18, 2017
 Had 11 strikeouts Trevor Stephan vs. No. 25 Vanderbilt, May 12, 2017
 Had 12 strikeouts Trevor Stephan vs. Oral Roberts (NCAA Regional), June 2, 2017
 Had 13 strikeouts Trevor Stephan vs. Rhode Island, March 10, 2017
 Had 14 strikeouts David Walling vs. South Carolina, May 16, 1999
 Had 15 strikeouts Nick Schmidt vs. Auburn, May 18, 2006
 Had 16 strikeouts David Walling vs. Eastern Illinois, Feb. 20, 1998
 Had 17 strikeouts Jess Todd vs. South Carolina (SEC Tournament), May 24, 2007

THE LAST TIME AN ARKANSAS TEAM...

Scored 10 runs vs. Gonzaga, March 9, 2016
 Scored 11 runs..... vs. Kent State, March 11, 2018
 Scored 12 runs..... vs. Auburn (SEC Tournament), May 25, 2017
 Scored 13 runs..... vs. Texas, March 13, 2018
 Scored 14 runs vs. Bucknell, Feb. 16, 2018
 Scored 15 runs..... vs. Nebraska, March 4, 2017
 Scored 16 runs vs. Florida (SEC Tournament), May 27, 2017
 Scored 17 runs..... vs. Villanova, February 19, 2012
 Scored 18 runs vs. Dayton, Feb. 28, 2018
 Scored 19 runs vs. Grambling State (Fayetteville Regional), June 4, 2010
 Scored 20 runs vs. Mississippi Valley State, Feb. 24, 2016
 Scored 21 runs..... vs. Mississippi Valley State, Feb. 23, 2016
 Scored 22 runs vs. Louisiana Tech, Feb. 14, 2004
 Scored 23 runs Never
 Scored 24 runs Missouri Southern, Feb. 11, 1998
 Scored 25 runs Missouri Southern, Feb. 4, 2001
 Scored 26 runs vs. Iowa (in Arlington, Texas), Feb. 14, 1997
 Scored 27 runs Never
 Scored 28 runs vs. Wisconsin-Milwaukee (2), Feb. 18, 2007
 Scored 29 runs Morningside, April 6, 1968
 Scored 30 runs at South Carolina, March 30, 1997
 Scored 31-32 runs 32 vs. Bucknell, Feb. 17, 2018
 Scored 33 + runs 33 vs. Southwest Baptist, March 21, 1984

Had 14 hits vs. Missouri State (NCAA Regional), June 4, 2017
 Had 15 hits vs. Florida (SEC Tournament), May 27, 2017
 Had 16 hits vs. ULM, March 7, 2017
 Had 17 hits at Alabama, March 31, 2017
 Had 18 hits at No. 28 Missouri State, April 11, 2017
 Had 19 hits vs. Mississippi Valley State, Feb. 23, 2016
 Had 20 hits vs. Dayton, Feb. 28, 2018
 Had 21 hits Kentucky, April 28, 2001
 Had 22 hits vs. Bucknell, Feb. 17, 2018
 Had 23 hits Centenary, March 31, 1999
 Had 24 hits Georgia, March 17, 2001
 Had 25 hits at Centenary, March 23, 2005
 Had 26-29 hits 28 at South Carolina, March 30, 1997
 Had 30 hits vs. Saint Louis, April 7, 2010
 Had 31+ hits 32 vs. Southwest Baptist, March 21, 1984

Hit four or more home runs in a game 6 - Jared Gates, Luke Bonfield, Carson Shaddy, Dominic Fletcher, Grant Koch, Casey Martin vs. Bucknell, Feb. 17, 2018
 4 - Casey Martin, Jordan McFarland (2), Carson Shaddy vs. Kent State, March 11, 2018

4 Errors in a game..... at No. 13 LSU, May 7, 2016
 5 Errors in a game vs. #2 Florida, April 14, 2016
 6 Errors in a game..... vs. Eastern Illinois, March 5, 2016
 7 Errors in a game vs. La. Tech, March 20, 2001

Was Shutout..... vs. LSU, April 9, 2017
 Was Shutout Back-to-Back vs. LSU, April 23-24, 2005 (7-0, 6-0)
 Held to 1 hit..... vs. Missouri State, May 17, 2016
 Held to 2 hits..... vs. Ole Miss, April 27, 2017
 Held to 3 hits..... vs Florida, May 21, 2015 (0-10)

Swept an SEC Home Series (three games) vs. Georgia, April 13-15, 2017
 Swept an SEC Road Series (three games)..... at Alabama, April 30-May 2, 2015

Was Swept in SEC Home Series..... vs. Alabama, May 13-15, 2016
 Was Swept in SEC Road Series at No. 13 LSU, May 6-8, 2016

Swept a Non-conference Home Series..... vs. Texas, March 13-14, 2018
 Swept a Non-conference Road Series..... at McNeese State, March 23-24, 2010
 Was Swept in a Non-conference Home Series..... Gonzaga, March 10-11, 2015
 Was Swept in a Non-conference Road Series at Nebraska, April 16, 2013
 Won a Non-conference Home Series..... vs. Kent State, March 9-11, 2018
 Lost a Non-conference Home Series..... vs. South Alabama, February 28-March 1, 2014
 Lost a Non-conference Road Series at Nebraska, April 16, 2013

Back-to-Back Shutouts..... UK (1-0) April 22 and UK (2-0) April 22-23, 2016
 Most Consecutive Shutouts 4 vs. Wisconsin (March 15-16, 1980)
 Shut out an opponent at home vs. Memphis (2-0), April 18, 2017
 Shut out an opponent on the road at Tennessee (2-0), May 6, 2017
 Shut out an SEC opponent at home vs. South Carolina (7-0), April 5, 2014
 Shut out an SEC opponent on the road..... at No. 22 Texas A&M (8-0), May 20, 2017

Game-By-Game Hitting

2018 RECORD: 13-4 • HOME: 11-2 • AWAY: 1-1 • NEUTRAL: 1-1 • SEC: 0-0 • NCAA TOURNAMENT: 0-0

| Date | Opponent | AB | R | H | RBI | 2B | 3B | HR | BB | IBB | SB | CS | HBP | SAC | SF | GDP | K | PO | A | E | Avg |
|---------------|--------------------|------------|------------|------------|------------|-----------|----------|-----------|------------|----------|-----------|----------|-----------|----------|----------|-----------|------------|------------|------------|-----------|-------------|
| Feb 16, 2018 | BUCKNELL | 35 | 14 | 12 | 12 | 5 | 0 | 1 | 15 | 0 | 0 | 0 | 3 | 0 | 1 | 0 | 8 | 27 | 5 | 2 | .343 |
| Feb 17, 2018 | BUCKNELL | 43 | 32 | 22 | 30 | 4 | 0 | 6 | 15 | 0 | 1 | 0 | 3 | 0 | 3 | 0 | 7 | 27 | 2 | 0 | .436 |
| Feb 18, 2018 | BUCKNELL | 30 | 3 | 9 | 3 | 1 | 0 | 1 | 4 | 0 | 1 | 0 | 2 | 0 | 0 | 2 | 2 | 27 | 10 | 1 | .398 |
| Feb 21, 2018 | vs Arizona | 29 | 1 | 4 | 1 | 0 | 0 | 1 | 3 | 1 | 0 | 0 | 1 | 1 | 0 | 1 | 10 | 27 | 6 | 0 | .343 |
| Feb 23, 2018 | vs Cal Poly | 36 | 3 | 8 | 3 | 2 | 0 | 1 | 1 | 0 | 0 | 0 | 0 | 0 | 0 | 0 | 10 | 27 | 12 | 3 | .318 |
| Feb 24, 2018 | at San Diego State | 28 | 5 | 3 | 4 | 1 | 0 | 1 | 9 | 1 | 2 | 0 | 2 | 1 | 2 | 0 | 7 | 27 | 5 | 2 | .289 |
| Feb 25, 2018 | at San Diego | 34 | 6 | 9 | 6 | 2 | 0 | 0 | 2 | 0 | 0 | 0 | 2 | 1 | 0 | 0 | 11 | 24 | 5 | 2 | .285 |
| Feb 28, 2018 | DAYTON | 46 | 18 | 20 | 16 | 2 | 0 | 2 | 6 | 0 | 0 | 0 | 3 | 0 | 0 | 0 | 5 | 27 | 10 | 1 | .310 |
| Mar 01, 2018 | DAYTON | 33 | 11 | 11 | 9 | 2 | 1 | 2 | 4 | 0 | 3 | 0 | 0 | 0 | 1 | 1 | 10 | 27 | 9 | 0 | .312 |
| Mar 02, 2018 | USC | 31 | 4 | 8 | 4 | 0 | 0 | 1 | 2 | 0 | 3 | 0 | 1 | 0 | 0 | 1 | 2 | 27 | 13 | 1 | .307 |
| Mar 03, 2018 | USC | 33 | 1 | 9 | 1 | 2 | 0 | 1 | 4 | 0 | 1 | 0 | 0 | 0 | 0 | 2 | 8 | 27 | 16 | 0 | .304 |
| Mar 04, 2018 | USC | 31 | 7 | 11 | 6 | 2 | 1 | 0 | 8 | 2 | 0 | 0 | 2 | 0 | 0 | 1 | 7 | 24 | 7 | 2 | .308 |
| Mar 09, 2018 | KENT STATE | 32 | 7 | 10 | 7 | 2 | 0 | 3 | 6 | 0 | 2 | 2 | 1 | 0 | 0 | 0 | 7 | 27 | 11 | 0 | .308 |
| Mar 09, 2018 | KENT STATE | 32 | 4 | 7 | 4 | 1 | 0 | 0 | 2 | 0 | 0 | 0 | 1 | 0 | 1 | 1 | 11 | 27 | 12 | 2 | .302 |
| Mar 11, 2018 | KENT STATE | 34 | 11 | 10 | 11 | 3 | 0 | 4 | 10 | 0 | 1 | 0 | 1 | 0 | 0 | 1 | 6 | 27 | 11 | 1 | .302 |
| Mar 13, 2018 | TEXAS | 35 | 13 | 13 | 12 | 4 | 0 | 1 | 6 | 0 | 1 | 0 | 2 | 0 | 1 | 0 | 11 | 27 | 12 | 0 | .306 |
| Mar 14, 2018 | TEXAS | 29 | 7 | 10 | 6 | 3 | 0 | 1 | 7 | 0 | 0 | 1 | 0 | 2 | 0 | 1 | 5 | 27 | 10 | 0 | .308 |
| Totals | | 571 | 147 | 176 | 135 | 36 | 2 | 26 | 104 | 4 | 15 | 3 | 24 | 5 | 9 | 11 | 127 | 453 | 156 | 17 | .308 |

Game-By-Game Pitching

2018 RECORD: 13-4 • HOME: 11-2 • AWAY: 1-1 • NEUTRAL: 1-1 • SEC: 0-0 • NCAA TOURNAMENT: 0-0

| Date | Opponent | IP | H | R | ER | BB | SO | 2B | 3B | HR | WP | BK | HBP | DP | IBB | Score | W | L | SV | ERA |
|---------------|--------------------|--------------|------------|-----------|-----------|-----------|------------|-----------|----------|----------|-----------|----------|----------|-----------|----------|---------------|-----------|----------|----------|-------------|
| Feb 16, 2018 | BUCKNELL | 9.0 | 2 | 2 | 0 | 2 | 11 | 0 | 0 | 0 | 0 | 0 | 0 | 1 | 0 | 14-2 | 1 | 0 | 0 | 0.00 |
| Feb 17, 2018 | BUCKNELL | 9.0 | 7 | 4 | 4 | 4 | 12 | 1 | 0 | 0 | 2 | 0 | 0 | 0 | 0 | 32-4 | 2 | 0 | 0 | 2.00 |
| Feb 18, 2018 | BUCKNELL | 9.0 | 6 | 1 | 1 | 4 | 8 | 2 | 0 | 0 | 0 | 0 | 0 | 2 | 0 | 3-1 | 3 | 0 | 1 | 1.67 |
| Feb 21, 2018 | vs Arizona | 9.0 | 2 | 0 | 0 | 4 | 11 | 0 | 0 | 0 | 0 | 0 | 1 | 1 | 0 | 1-0 | 4 | 0 | 2 | 1.25 |
| Feb 23, 2018 | vs Cal Poly | 9.0 | 7 | 4 | 2 | 3 | 9 | 1 | 0 | 0 | 1 | 1 | 0 | 1 | 0 | 3-4 | 4 | 1 | 2 | 1.40 |
| Feb 24, 2018 | at San Diego State | 9.0 | 5 | 2 | 1 | 1 | 12 | 2 | 1 | 0 | 0 | 0 | 0 | 0 | 0 | 5-2 | 5 | 1 | 2 | 1.33 |
| Feb 25, 2018 | at San Diego | 8.0 | 12 | 7 | 6 | 2 | 7 | 2 | 0 | 1 | 2 | 0 | 0 | 0 | 0 | 6-7 | 5 | 2 | 2 | 2.03 |
| Feb 28, 2018 | DAYTON | 9.0 | 10 | 1 | 0 | 0 | 9 | 0 | 0 | 0 | 0 | 0 | 1 | 2 | 0 | 18-1 | 6 | 2 | 3 | 1.77 |
| Mar 01, 2018 | DAYTON | 9.0 | 4 | 0 | 0 | 2 | 13 | 0 | 0 | 0 | 0 | 0 | 2 | 0 | 0 | 11-0 | 7 | 2 | 3 | 1.58 |
| Mar 02, 2018 | USC | 9.0 | 7 | 0 | 0 | 2 | 6 | 0 | 0 | 0 | 0 | 1 | 1 | 1 | 0 | 4-0 | 8 | 2 | 4 | 1.42 |
| Mar 03, 2018 | USC | 9.0 | 5 | 3 | 3 | 5 | 4 | 2 | 0 | 0 | 2 | 0 | 0 | 1 | 0 | 1-3 | 8 | 3 | 4 | 1.56 |
| Mar 04, 2018 | USC | 8.0 | 10 | 6 | 4 | 4 | 6 | 2 | 0 | 0 | 1 | 0 | 1 | 1 | 0 | 7-6 | 9 | 3 | 4 | 1.78 |
| Mar 09, 2018 | KENT STATE | 9.0 | 7 | 2 | 2 | 1 | 11 | 1 | 0 | 1 | 3 | 0 | 0 | 1 | 0 | 7-2 | 10 | 3 | 4 | 1.80 |
| Mar 09, 2018 | KENT STATE | 9.0 | 9 | 10 | 6 | 7 | 9 | 2 | 0 | 0 | 2 | 0 | 1 | 0 | 0 | 4-10 | 10 | 4 | 4 | 2.10 |
| Mar 11, 2018 | KENT STATE | 9.0 | 6 | 4 | 3 | 4 | 4 | 0 | 0 | 0 | 1 | 0 | 0 | 3 | 0 | 11-4 | 11 | 4 | 4 | 2.17 |
| Mar 13, 2018 | TEXAS | 9.0 | 9 | 4 | 4 | 2 | 4 | 1 | 0 | 3 | 0 | 0 | 0 | 3 | 0 | 13-4 | 12 | 4 | 5 | 2.28 |
| Mar 14, 2018 | TEXAS | 9.0 | 9 | 5 | 5 | 7 | 9 | 3 | 0 | 0 | 1 | 2 | 1 | 2 | 0 | 7-5 | 13 | 4 | 6 | 2.44 |
| Totals | | 151.0 | 117 | 55 | 41 | 54 | 145 | 19 | 1 | 5 | 15 | 4 | 8 | 19 | 0 | 147-55 | 13 | 4 | 6 | 2.44 |

Game Highs

TEAM GAME HIGHS (2018)

Batting

| | | |
|------------------|----|------------------------------|
| At bats: | 46 | vs Dayton (Feb 28, 2018) |
| Runs scored: | 32 | vs Bucknell (Feb 17, 2018) |
| Hits: | 22 | vs Bucknell (Feb 17, 2018) |
| RBI's: | 30 | vs Bucknell (Feb 17, 2018) |
| Doubles: | 5 | vs Bucknell (Feb 16, 2018) |
| Triples: | 1 | vs Dayton (Mar 01, 2018) |
| | 1 | vs USC (Mar 04, 2018) |
| Home runs: | 6 | vs Bucknell (Feb 17, 2018) |
| Total bases: | 44 | vs Bucknell (Feb 17, 2018) |
| Walks: | 15 | vs Bucknell (Feb 16, 2018) |
| | 15 | vs Bucknell (Feb 17, 2018) |
| Strikeouts: | 11 | at San Diego (Feb 25, 2018) |
| | 11 | vs Kent State (Mar 09, 2018) |
| | 11 | vs Texas (Mar 13, 2018) |
| Sac hits: | 2 | vs Texas (Mar 14, 2018) |
| Sac flies: | 3 | vs Bucknell (Feb 17, 2018) |
| Stolen bases: | 3 | vs Dayton (Mar 01, 2018) |
| | 3 | vs USC (Mar 02, 2018) |
| Hit by pitch: | 3 | vs Bucknell (Feb 16, 2018) |
| | 3 | vs Bucknell (Feb 17, 2018) |
| | 3 | vs Dayton (Feb 28, 2018) |
| Caught stealing: | 2 | vs Kent State (Mar 09, 2018) |
| Runners LOB: | 16 | vs Bucknell (Feb 16, 2018) |
| Hit into DP: | 3 | vs Bucknell (Feb 18, 2018) |

Fielding

| | | |
|---------------|----|---|
| Putouts: | 27 | (15 games) |
| Assists: | 16 | vs USC (Mar 03, 2018) |
| Errors: | 3 | vs Cal Poly (Feb 23, 2018 at San Diego, Calif.) |
| Passed balls: | 1 | (4 games) |
| DPs turned: | 3 | vs Kent State (Mar 11, 2018) |
| | 3 | vs Texas (Mar 13, 2018) |

Pitching

| | | |
|------------------|-----|-----------------------------------|
| Innings pitched: | 9.0 | (15 games) |
| Runs allowed: | 10 | vs Kent State (Mar 09, 2018) |
| Earned runs: | 6 | at San Diego (Feb 25, 2018) |
| | 6 | vs Kent State (Mar 09, 2018) |
| Walks allowed: | 7 | vs Kent State (Mar 09, 2018) |
| | 7 | vs Texas (Mar 14, 2018) |
| Strikeouts: | 13 | vs Dayton (Mar 01, 2018) |
| Hits allowed: | 12 | at San Diego (Feb 25, 2018) |
| Doubles allowed: | 3 | vs Texas (Mar 14, 2018) |
| Triples allowed: | 1 | at San Diego State (Feb 24, 2018) |
| Homers allowed: | 3 | vs Texas (Mar 13, 2018) |
| Wild pitches: | 3 | vs Kent State (Mar 09, 2018) |
| Hit batters: | 2 | vs Dayton (Mar 01, 2018) |

INDIVIDUAL GAME HIGHS (2018)

Batting

| | | |
|------------------|---|---|
| At bats: | 6 | Jordan McFarland vs Bucknell (Feb 17, 2018) |
| | 6 | Casey Martin vs Bucknell (Feb 17, 2018) |
| Runs scored: | 5 | Jordan McFarland vs Bucknell (Feb 17, 2018) |
| Hits: | 4 | Casey Martin vs Bucknell (Feb 17, 2018) |
| | 4 | Eric Cole vs USC (Mar 04, 2018) |
| RBI's: | 6 | Casey Martin vs Dayton (Feb 28, 2018) |
| Doubles: | 2 | Eric Cole vs Texas (Mar 13, 2018) |
| Triples: | 1 | Carson Shaddy vs Dayton (Mar 01, 2018) |
| | 1 | Eric Cole vs USC (Mar 04, 2018) |
| Home runs: | 2 | Casey Martin vs Dayton (Feb 28, 2018) |
| | 2 | Jordan McFarland vs Kent State (Mar 11, 2018) |
| Total bases: | 8 | Casey Martin vs Bucknell (Feb 17, 2018) |
| | 8 | Casey Martin vs Dayton (Feb 28, 2018) |
| | 8 | Jordan McFarland vs Kent State (Mar 11, 2018) |
| Walks: | 3 | (9 games) |
| Strikeouts: | 3 | (4 games) |
| Sac hits: | 1 | (5 games) |
| Sac flies: | 1 | (9 games) |
| Stolen bases: | 2 | Casey Martin vs Dayton (Mar 01, 2018) |
| | 2 | Jax Biggers vs USC (Mar 02, 2018) |
| Hit by pitch: | 2 | Heston Kjerstad vs Bucknell (Feb 17, 2018) |
| | 2 | Luke Bonfield at San Diego State (Feb 24, 2018) |
| Caught stealing: | 1 | Eric Cole vs Kent State (Mar 09, 2018) |
| | 1 | Casey Martin vs Kent State (Mar 09, 2018) |
| | 1 | Jordan McFarland vs Texas (Mar 14, 2018) |
| Runners LOB: | 7 | Carson Shaddy at San Diego State (Feb 24, 2018) |

Fielding

| | | |
|---------------|----|--|
| Putouts: | 12 | Jared Gates vs Kent State (Mar 09, 2018) |
| Assists: | 7 | Carson Shaddy vs USC (Mar 03, 2018) |
| Errors: | 2 | Jackson Rutledge vs Cal Poly (Feb 23, 2018 at San Diego, Calif.) |
| Passed balls: | 1 | (4 games) |

Pitching

| | | |
|------------------|-----|---|
| Innings pitched: | 6.0 | (6 games) |
| Runs allowed: | 5 | Isaiah Campbell vs Kent State (Mar 09, 2018) |
| Earned runs: | 3 | Caleb Bolden vs Kent State (Mar 09, 2018) |
| | 3 | Bryce Bonnin vs Kent State (Mar 11, 2018) |
| Walks allowed: | 3 | Isaiah Campbell vs USC (Mar 03, 2018) |
| | 3 | Caleb Bolden vs Kent State (Mar 09, 2018) |
| | 3 | Bryce Bonnin vs Kent State (Mar 11, 2018) |
| Strikeouts: | 7 | Isaiah Campbell vs Bucknell (Feb 17, 2018) |
| | 7 | Blaine Knight vs Cal Poly (Feb 23, 2018 at San Diego, Calif.) |
| | 7 | Isaiah Campbell at San Diego State (Feb 24, 2018) |
| Hits allowed: | 7 | Caleb Bolden vs Dayton (Feb 28, 2018) |
| Doubles allowed: | 2 | Isaiah Campbell at San Diego State (Feb 24, 2018) |
| | 2 | Isaiah Campbell vs Kent State (Mar 09, 2018) |
| Triples allowed: | 1 | Isaiah Campbell at San Diego State (Feb 24, 2018) |
| Homers allowed: | 2 | Kacey Murphy vs Texas (Mar 13, 2018) |
| Wild pitches: | 2 | Matt Cronin vs USC (Mar 03, 2018) |
| | 2 | Kole Ramage vs Kent State (Mar 09, 2018) |
| Hit batters: | 1 | (8 games) |

#31 CALEB BOLDEN • FR • RHP • 6-2 • 188

SEASON HIGHS

| Category | High | Opponent (Last) | Date |
|----------------|------|-----------------|---------|
| Innings | 6.0 | Dayton | 2/28/18 |
| Longest Start | 6.0 | Dayton | 2/28/18 |
| Shortest Start | 6.0 | Dayton | 2/28/18 |
| Longest Relief | 3.0 | 2x (Texas) | 3/14/18 |
| Hits | 7 | Dayton | 2/28/18 |
| Runs | 3 | Kent State | 3/9/18 |
| Earned Runs | 3 | Kent State | 3/9/18 |
| Walks | 3 | Kent State | 3/9/18 |
| Strikeouts | 6 | Dayton | 2/28/18 |

BOLDEN'S CAREER APPEARANCES

Caleb Bolden Game-By-Game (Freshman)
(4 Appearances, 1 Start)

| Date | Opponent | IP | H | R-ER | BB | K | Result |
|---------------|------------------|-------------|-----------|------------|----------|-----------|------------|
| 2/18/18 | Bucknell | 3.0 | 2 | 0-0 | 1 | 0 | ND |
| 2/28/18 | Dayton* | 6.0 | 7 | 0-0 | 0 | 6 | W, 1-0 |
| 3/9/18 | Kent State | 0.2 | 1 | 3-3 | 3 | 1 | ND |
| 3/14/18 | Texas | 3.0 | 1 | 0-0 | 2 | 3 | W, 2-0 |
| TOTALS | 4 G, 1 GS | 12.2 | 11 | 3-3 | 6 | 10 | 2-0 |

2018 HIGHLIGHTS

- Made his collegiate debut against Bucknell (Feb. 18), having the longest outing of any Razorback pitcher in the game (3.0 innings).
- Picked up his first collegiate victory against Dayton (Feb. 28), throwing six scoreless innings with no walks.
- Struck out six batters in his start against Dayton, the second-most in an outing by a Hog pitcher this year.
- Earned his second victory in three appearances, working the second, third, and fourth innings against Texas (March 14).
- Has yet to give up a run in outings lasting three or more innings.

#4 BRYCE BONNIN • FR • RHP • 6-1 • 190

CAREER HIGHS

| Category | High | Opponent (Last) | Date |
|----------------|------|-----------------|---------|
| Innings | 5.0 | Dayton | 3/1/18 |
| Longest Start | -- | -- | -- |
| Shortest Start | -- | -- | -- |
| Longest Relief | 5.0 | Dayton | 3/1/18 |
| Hits | 1 | Bucknell | 2/16/18 |
| Runs | 2 | Bucknell | 2/16/18 |
| Earned Runs | -- | -- | -- |
| Walks | 1 | Dayton | 3/1/18 |
| Strikeouts | 6 | Dayton | 3/1/18 |

BONNIN'S CAREER APPEARANCES

Bryce Bonnin Game-By-Game (Freshman)
(3 Appearances, 0 Starts)

| Date | Opponent | IP | H | R-ER | BB | K | Result |
|---------------|------------------|-------------|----------|------------|----------|-----------|------------|
| 2/16/18 | Bucknell | 1.0 | 1 | 2-0 | 0 | 1 | ND |
| 2/23/18 | vs. Cal Poly | 0.1 | 0 | 0-0 | 0 | 1 | ND |
| 3/1/18 | Dayton | 5.0 | 0 | 0-0 | 1 | 6 | W, 1-0 |
| 3/11/18 | Kent State* | 4.2 | 3 | 3-3 | 3 | 3 | ND |
| TOTALS | 4 G, 1 GS | 11.0 | 4 | 5-3 | 4 | 11 | 1-0 |

2018 HIGHLIGHTS

- Made his collegiate debut against Bucknell (Feb. 16), throwing one inning and striking out one.
- Earned the victory over Dayton with five innings of relief and a season-high six strikeouts on 60 pitches.
- Started game three against Kent State (March 11), going 4.2 innings with three runs allowed and three strikeouts.

#32 MATT CRONIN • SO • LHP • 6-2 • 190

CAREER HIGHS

| Category | High | Opponent (Last) | Date |
|----------------|------|-----------------------|---------|
| Innings | 4.0 | at San Diego State | 2/24/18 |
| Longest Start | -- | -- | -- |
| Shortest Start | -- | -- | -- |
| Longest Relief | 4.0 | at San Diego State | 2/24/18 |
| Hits | 2 | 3x (vs. Kansas State) | 4/25/17 |
| Runs | 2 | USC | 3/3/18 |
| Earned Runs | 2 | USC | 3/3/18 |
| Walks | 3 | vs. Auburn | 5/25/17 |
| Strikeouts | 6 | vs. Auburn | 5/25/17 |

CRONIN'S CAREER APPEARANCES

Matt Cronin 2018 Game-By-Game (Sophomore)
(6 Appearances, 0 Starts)

| Date | Opponent | IP | H | R-ER | BB | K | Result |
|---------------|------------------|-------------|----------|------------|----------|-----------|-------------------|
| 2/18/18 | Bucknell | 1.0 | 1 | 0-0 | 0 | 1 | W, 1-0 |
| 2/21/18 | vs. Arizona | 2.1 | 0 | 0-0 | 1 | 3 | S, 1 |
| 2/24/18 | at San Diego St. | 4.0 | 0 | 0-0 | 0 | 5 | W, 2-0 |
| 3/3/18 | USC | 2.2 | 2 | 2-2 | 2 | 2 | ND |
| 3/9/18 | Kent State | 1.0 | 0 | 0-0 | 0 | 1 | ND |
| 3/14/18 | Texas | 1.2 | 1 | 0-0 | 0 | 2 | S, 2 |
| TOTALS | 6 G, 0 GS | 12.2 | 4 | 2-2 | 3 | 14 | 2-0 (2 SV) |

Matt Cronin 2017 Game-By-Game (Freshman)
(15 Appearances, 0 Starts)

| Date | Opponent | IP | H | R-ER | BB | K | Result |
|---------------|---------------------|-------------|----------|------------|-----------|-----------|------------|
| 3/4/17 | vs. Nebraska | 1.0 | 0 | 0-0 | 0 | 2 | ND |
| 3/8/17 | ULM | 2.0 | 0 | 0-0 | 2 | 3 | ND |
| 3/15/17 | Alcorn State | 2.0 | 2 | 1-1 | 0 | 4 | ND |
| 3/22/17 | New Orleans | 0.0 | 0 | 1-1 | 1 | 0 | ND |
| 4/1/17 | at Alabama | 1.0 | 1 | 0-0 | 1 | 1 | ND |
| 4/5/17 | Grand Canyon | 1.0 | 0 | 0-0 | 0 | 2 | ND |
| 4/11/17 | at Missouri State | 1.2 | 1 | 0-0 | 1 | 2 | W, 1-0 |
| 4/18/17 | Memphis | 1.1 | 2 | 0-0 | 0 | 2 | W, 2-0 |
| 4/25/17 | vs. Kansas State | 3.0 | 2 | 0-0 | 1 | 5 | ND |
| 5/19/17 | at No. 22 Texas A&M | 0.1 | 0 | 0-0 | 0 | 0 | ND |
| 5/25/17 | vs. Auburn | 3.0 | 0 | 0-0 | 3 | 6 | W, 3-0 |
| 5/28/17 | vs. LSU | 0.1 | 0 | 0-0 | 0 | 1 | ND |
| 6/2/17 | Oral Roberts | 0.1 | 0 | 0-0 | 0 | 1 | ND |
| 6/3/17 | Missouri State | 0.0 | 0 | 1-1 | 1 | 0 | L, 3-1 |
| 6/4/17 | Missouri State | 1.0 | 0 | 1-1 | 2 | 2 | ND |
| TOTALS | 15 G, 0 GS | 18.0 | 8 | 4-4 | 12 | 31 | 3-1 |

2018 HIGHLIGHTS

- Picked up the win in game three against Bucknell after pitching a scoreless inning with one strikeout.
- Earned the save against Arizona, pitching the final 2.1 innings and retiring seven of the final eight batters.
- Won his second game in three appearances after throwing four innings at San Diego State and striking out five.
- The four innings against the Aztecs was a career high.
- Earned his second save against Texas, throwing the final 1.2 innings, while also getting out of bases loaded jam with the tying run on third.
- The two saves tops his total of one from 2017. Is one of five Razorbacks with at least one save in 2018.

#35 JACOB KOSTYSHOCK • SO • RHP • 6-4 • 172

CAREER HIGHS

| Category | High | Opponent (Last) | Date |
|----------------|------|-----------------|---------|
| Innings | 3.0 | 2x (Texas) | 3/13/18 |
| Longest Start | -- | -- | -- |
| Shortest Start | -- | -- | -- |
| Longest Relief | 3.0 | 2x (Texas) | 3/13/18 |
| Hits | 4 | Texas | 3/13/18 |
| Runs | 3 | vs. Nebraska | 3/4/17 |
| Earned Runs | 3 | vs. Nebraska | 3/4/17 |
| Walks | 3 | vs. Nebraska | 3/4/17 |
| Strikeouts | 3 | at San Diego | 2/25/18 |

KOSTYSHOCK'S CAREER APPEARANCES

Jacob Kostyshock 2018 Game-By-Game (Sophomore)
(5 Appearances, 0 Starts)

| Date | Opponent | IP | H | R-ER | BB | K | Result |
|---------------|------------------|------------|----------|------------|----------|----------|-------------------|
| 2/17/18 | Bucknell | 1.0 | 0 | 0-0 | 0 | 2 | ND |
| 2/25/18 | at San Diego | 3.0 | 3 | 0-0 | 0 | 3 | ND |
| 3/9/18 | Kent State - 1 | 1.0 | 1 | 0-0 | 1 | 1 | ND |
| 3/9/18 | Kent State - 2 | 0.1 | 1 | 0-0 | 0 | 0 | ND |
| 3/13/18 | Texas | 3.0 | 4 | 2-2 | 2 | 1 | S, 1 |
| TOTALS | 5 G, 0 GS | 8.1 | 9 | 2-2 | 3 | 7 | 0-0 (1 SV) |

Jacob Kostyshock 2017 Game-By-Game (Freshman)
(6 Appearances, 0 Starts)

| Date | Opponent | IP | H | R-ER | BB | K | Result |
|---------------|------------------|------------|----------|------------|----------|----------|------------|
| 3/4/17 | vs. Nebraska | 0.2 | 2 | 3-3 | 3 | 2 | ND |
| 3/8/17 | ULM | 2.0 | 0 | 0-0 | 0 | 2 | ND |
| 3/15/17 | Alcorn State | 1.0 | 0 | 0-0 | 0 | 0 | ND |
| 4/4/17 | Grand Canyon | 0.2 | 3 | 1-1 | 0 | 1 | ND |
| 4/13/17 | Georgia | 0.0 | 0 | 0-0 | 2 | 0 | ND |
| 4/25/17 | vs. Kansas State | 1.0 | 1 | 0-0 | 1 | 1 | W, 1-0 |
| TOTALS | 6 G, 0 GS | 5.2 | 6 | 4-4 | 6 | 6 | 1-0 |

2018 HIGHLIGHTS

- Threw a career-high three scoreless innings at San Diego, while striking out three batters, also a career-high.
- Has come out of the bullpen in three of the last four games, allowing just two earned runs in 4.1 innings.
- Picked up his first save of the year against Texas (March 13), throwing the last three innings in a 13-4 victory.

#27 EVAN LEE • SO • LHP • 6-2 • 190

CAREER HIGHS

| Category | High | Opponent (Last) | Date |
|----------------|------|--------------------|---------|
| Innings | 4.1 | Kent State | 3/11/18 |
| Longest Start | 1.0 | at Louisiana Tech | 3/1/17 |
| Shortest Start | 1.0 | at Louisiana Tech | 3/1/17 |
| Longest Relief | 4.1 | Kent State | 3/11/18 |
| Hits | 3 | 2x (at #10 Auburn) | 4/23/17 |
| Runs | 3 | at Louisiana Tech | 3/1/17 |
| Earned Runs | 3 | at Louisiana Tech | 3/1/17 |
| Walks | 2 | Bucknell | 2/17/18 |
| Strikeouts | 2 | 8x (at San Diego) | 2/25/18 |

LEE'S CAREER APPEARANCES

Evan Lee 2018 Game-By-Game (Sophomore)
(3 Appearances, 0 Starts)

| Date | Opponent | IP | H | R-ER | BB | K | Result |
|---------------|------------------|------------|----------|------------|----------|----------|------------|
| 2/17/18 | Bucknell | 1.0 | 1 | 1-1 | 2 | 0 | ND |
| 2/25/18 | at San Diego | 1.1 | 2 | 2-2 | 1 | 2 | L, 0-1 |
| 3/11/18 | Kent State | 4.1 | 2 | 0-0 | 0 | 1 | W, 1-1 |
| TOTALS | 3 G, 0 GS | 6.2 | 5 | 3-3 | 3 | 3 | 1-1 |

Evan Lee 2017 Game-By-Game (Freshman)
(13 Appearances, 1 Start)

| Date | Opponent | IP | H | R-ER | BB | K | Result |
|---------------|----------------------|-------------|-----------|------------|----------|-----------|-------------------|
| 2/26/17 | Bryant | 1.0 | 0 | 0-0 | 0 | 1 | ND |
| 3/1/17 | at Louisiana Tech* | 1.0 | 2 | 3-3 | 0 | 0 | ND |
| 3/5/17 | vs. #30 Oklahoma St. | 2.1 | 1 | 1-0 | 1 | 2 | ND |
| 3/15/17 | Alcorn State | 1.0 | 0 | 0-0 | 1 | 2 | ND |
| 3/17/17 | Mississippi St. | 0.1 | 0 | 0-0 | 0 | 0 | ND |
| 4/5/17 | Grand Canyon | 2.0 | 3 | 1-1 | 1 | 2 | ND |
| 4/11/17 | at Missouri State | 1.0 | 2 | 0-0 | 0 | 2 | ND |
| 4/18/17 | Memphis | 2.0 | 0 | 0-0 | 1 | 2 | ND |
| 4/22/17 | at #10 Auburn | 0.1 | 0 | 0-0 | 1 | 1 | ND |
| 4/23/17 | at #10 Auburn | 1.2 | 3 | 2-2 | 0 | 2 | ND |
| 4/28/17 | Ole Miss | 1.0 | 0 | 0-0 | 0 | 0 | S, 1 |
| 5/18/17 | at No. 22 Texas A&M | 0.1 | 0 | 0-0 | 0 | 0 | ND |
| 5/25/17 | vs. Mississippi St. | 0.0 | 0 | 0-0 | 1 | 0 | ND |
| 6/4/17 | Missouri State | 0.1 | 0 | 0-0 | 0 | 1 | S, 2 |
| 6/5/17 | Missouri State | 0.2 | 0 | 0-0 | 0 | 2 | ND |
| TOTALS | 13 G, 1 GS | 15.0 | 12 | 7-6 | 6 | 17 | 0-0 (2 SV) |

2018 HIGHLIGHTS

- Earned his first victory of the year, throwing an effective 4.1 innings against Kent State (March 11) and not giving up a run.
- The 4.1 innings against the Golden Flashes ended up being a career long.

#28 KOLE RAMAGE • FR • RHP • 6-1 • 201

CAREER HIGHS

| Category | High | Opponent (Last) | Date |
|----------------|------|-----------------|---------|
| Innings | 2.2 | Texas | 3/14/18 |
| Longest Start | -- | -- | -- |
| Shortest Start | -- | -- | -- |
| Longest Relief | 2.2 | Texas | 3/14/18 |
| Hits | 3 | at San Diego | 2/25/18 |
| Runs | 3 | at San Diego | 2/25/18 |
| Earned Runs | 2 | at San Diego | 2/25/18 |
| Walks | 2 | Texas | 3/14/18 |
| Strikeouts | 4 | 2x (Kent State) | 3/9/18 |

RAMAGE'S CAREER APPEARANCES

Kole Ramage 2018 Game-By-Game (Freshman)
(6 Appearances, 0 Starts)

| Date | Opponent | IP | H | R-ER | BB | K | Result |
|---------------|------------------|------------|-----------|------------|----------|-----------|------------|
| 2/16/18 | Bucknell | 2.0 | 1 | 0-0 | 0 | 4 | ND |
| 2/25/18 | at San Diego | 1.0 | 3 | 3-2 | 1 | 0 | ND |
| 3/1/18 | Dayton | 2.0 | 2 | 0-0 | 0 | 3 | ND |
| 3/9/18 | Kent State | 2.0 | 2 | 1-1 | 0 | 4 | ND |
| 3/11/18 | Kent State | 0.0 | 1 | 1-0 | 1 | 0 | ND |
| 3/14/18 | Texas | 2.2 | 2 | 0-0 | 2 | 3 | ND |
| TOTALS | 6 G, 0 GS | 9.2 | 10 | 4-3 | 3 | 14 | 0-0 |

2018 HIGHLIGHTS

- Made his first collegiate appearance against Bucknell, pitching two innings with four strikeouts in seven batters faced.
- Has yet to give up more than a run in his last four appearances and has three or more strikeouts in three of those outings (vs. Dayton, Kent State, Texas).
- Had his longest outing of the season against Texas (March 14), going 2.2 innings while allowing just two hits.

Pitchers

#11 KEATON MCKINNEY • R-JR • RHP • 6-5 • 235

MCKINNEY'S CAREER APPEARANCES

CAREER HIGHS

| Category | High | Opponent (Last) | Date |
|----------------|------|-----------------|---------|
| Innings | 8.0 | Alabama | 3/31/17 |
| Longest Start | 8.0 | Alabama | 3/31/17 |
| Shortest Start | 2.0 | 2x (at Ok. St.) | 3/29/16 |
| Longest Relief | 4.1 | W. Illinois | 3/12/16 |
| Hits | 8 | at Auburn | 4/21/17 |
| Runs | 8 | at Auburn | 4/21/17 |
| Earned Runs | 8 | at Auburn | 4/21/17 |
| Walks | 4 | at Auburn | 4/21/17 |
| Strikeouts | 11 | Mississippi St. | 3/17/17 |

CAREER VS. 2017 OPPONENTS

| Team | ERA | W-L | G-GS | IP | H | R | ER | BB-K |
|-----------------|-------|-----|------|------|----|---|----|------|
| Arizona | 1.50 | 0-1 | 1-1 | 6.0 | 5 | 2 | 1 | 0-10 |
| Florida | 0.00 | -- | 1-0 | 1.0 | 2 | 1 | 0 | 1-1 |
| Ole Miss | 4.05 | 0-1 | 2-1 | 11.1 | 10 | 5 | 5 | 3-16 |
| ULM | 0.00 | -- | 1-0 | 3.0 | 1 | 0 | 0 | 1-3 |
| Auburn | 34.29 | 0-1 | 1-1 | 2.1 | 8 | 8 | 8 | 4-1 |
| Grambling St. | 0.00 | -- | 1-0 | 2.0 | 3 | 0 | 0 | 0-0 |
| Missouri St. | 6.00 | -- | 2-1 | 6.0 | 4 | 4 | 4 | 3-8 |
| Mississippi St. | 1.57 | 2-0 | 3-3 | 17.2 | 13 | 5 | 3 | 2-21 |
| Alabama | 2.21 | 1-0 | 2-2 | 12.2 | 7 | 3 | 3 | 1-11 |
| LSU | 0.00 | 1-0 | 2-1 | 9.2 | 9 | 5 | 0 | 5-14 |
| Texas A&M | 1.11 | 1-1 | 3-1 | 8.1 | 6 | 2 | 1 | 0-3 |
| Georgia | 1.50 | 1-0 | 1-1 | 6.0 | 5 | 1 | 1 | 1-5 |

2016 HIGHLIGHTS

- Made 13 appearances with 12 starts to finish with a 6.66 ERA and a 1-5 record
- Part of starting rotation for majority of season, pitching 52.2 innings and striking out 31
- All decisions came in conference play with win coming against Auburn (March 26)
- Threw 6.0 scoreless innings in win over Auburn, giving up just three hits with three strikeouts ... Had a 6.75 ERA in conference play
- Tied a career-high of five strikeouts twice during season, vs. No. 2 Florida (April 15) and No. 2 Texas A&M (May 1)
- Went a season-long 7.0 innings vs. Eastern Illinois (March 6), giving up just one earned run while scattering four hits
- Recorded two or more strikeouts in eight of last nine appearances, all in SEC play.

2015 HIGHLIGHTS

- >>> SEC All-Freshman Team (Coaches)
- >>> Louisville Slugger Freshman All-America
- >>> SEC Pitcher of the Week (May 4)
- >>> SEC Freshman of the Week (May 18)

- Came on strong at the end of the season, posting a 5-1 record over his final 10 starts to help anchor the starting rotation
- Named to the SEC All-Freshman Team (Coaches) after going 5-0 in conference play with a 2.90 earned run average
- Earned Louisville Slugger Freshman All-America honors, becoming the 18th Freshman All-American in program history
- Was named SEC Pitcher and Freshman of the Week during the season, the only player in the league to earn both honors
- Named SEC Pitcher of the Week (May 4) after tossing a two-hit shutout at

Keaton McKinney 2015 Game-By-Game (Freshman)
(21 Appearances, 18 Starts)

| Date | Opponent | IP | H | R-ER | BB | K | Result |
|---------------|--------------------|-------------|-----------|--------------|-----------|-----------|------------|
| 2/13/15 | North Dakota | 3.1 | 4 | 1-1 | 1 | 2 | ND |
| 2/22/15 | vs. Maryland* | 5.0 | 3 | 1-1 | 2 | 4 | ND |
| 3/3/15 | Eastern Illinois* | 4.0 | 1 | 0-0 | 3 | 3 | W, 1-0 |
| 3/8/15 | Loyola Marymount* | 3.1 | 3 | 4-4 | 1 | 3 | L, 1-1 |
| 3/14/15 | at Vanderbilt* | 2.0 | 6 | 3-3 | 1 | 1 | ND |
| 3/17/15 | SE Missouri St.* | 5.0 | 1 | 1-1 | 3 | 3 | ND |
| 3/20/15 | LSU | 1.0 | 5 | 4-4 | 1 | 0 | ND |
| 3/25/15 | at Memphis* | 4.0 | 6 | 2-1 | 1 | 2 | ND |
| 3/28/15 | Ole Miss* | 3.0 | 1 | 1-0 | 2 | 4 | ND |
| 3/31/15 | Missouri State | 2.0 | 0 | 0-0 | 1 | 2 | ND |
| 4/5/15 | at Auburn* | 3.1 | 5 | 2-2 | 2 | 0 | ND |
| 4/12/15 | Kentucky* | 9.0 | 5 | 3-3 | 1 | 5 | W, 2-1 |
| 4/19/15 | at Texas A&M* | 5.1 | 7 | 2-2 | 4 | 3 | W, 3-1 |
| 4/26/15 | Mississippi St.* | 5.1 | 6 | 1-0 | 2 | 1 | ND |
| 5/2/15 | at Alabama* | 9.0 | 2 | 0-0 | 1 | 2 | W, 4-1 |
| 5/10/15 | Tennessee* | 4.2 | 3 | 2-2 | 0 | 2 | W, 5-1 |
| 5/15/15 | at Georgia* | 7.0 | 4 | 0-0 | 3 | 4 | W, 6-1 |
| 5/20/15 | vs. Florida* | 1.0 | 0 | 3-3 | 3 | 1 | ND |
| 5/30/15 | at Oklahoma St.* | 4.0 | 4 | 2-2 | 2 | 1 | ND |
| 6/6/15 | Missouri State* | 1.1 | 3 | 1-1 | 3 | 0 | L, 6-2 |
| 6/15/15 | vs. Miami* | 4.1 | 2 | 1-1 | 1 | 3 | ND |
| TOTALS | 21 G, 18 GS | 87.0 | 71 | 34-31 | 38 | 46 | 6-2 |

Keaton McKinney 2017 Game-By-Game (Sophomore)
(13 Appearances, 12 Starts)

| Date | Opponent | IP | H | R-ER | BB | K | Result |
|---------------|--------------------|-------------|-----------|--------------|-----------|-----------|------------|
| 2/21/16 | Central Michigan* | 4.0 | 4 | 3-2 | 2 | 1 | ND |
| 2/28/16 | vs. Texas Tech* | 0.2 | 3 | 5-5 | 2 | 1 | ND |
| 3/6/16 | Eastern Illinois* | 7.0 | 4 | 2-1 | 1 | 1 | ND |
| 3/12/16 | Western Illinois* | 3.2 | 5 | 3-3 | 4 | 1 | ND |
| 3/20/16 | at South Carolina* | 4.2 | 7 | 4-3 | 0 | 4 | ND |
| 3/26/16 | Auburn* | 6.0 | 3 | 0-0 | 5 | 3 | W, 1-0 |
| 4/2/16 | Missouri* | 3.2 | 6 | 6-6 | 4 | 2 | L, 1-1 |
| 4/10/16 | at Ole Miss | 2.0 | 4 | 2-2 | 0 | 1 | ND |
| 4/15/16 | Florida* | 4.0 | 5 | 3-3 | 3 | 2 | L, 1-2 |
| 4/23/16 | at Kentucky* | 3.1 | 4 | 3-3 | 3 | 2 | ND |
| 5/1/16 | Texas A&M* | 5.2 | 6 | 5-1 | 1 | 5 | L, 1-3 |
| 5/8 | at LSU* | 4.1 | 4 | 4-4 | 3 | 2 | L, 1-4 |
| 5/14 | Alabama* | 3.2 | 3 | 6-6 | 5 | 3 | L, 1-5 |
| TOTALS | 13 G, 12 GS | 52.2 | 58 | 46-39 | 34 | 31 | 1-5 |

Keaton McKinney 2018 Game-By-Game (R-Junior)
(1 Appearance, 11 Starts)

| Date | Opponent | IP | H | R-ER | BB | K | Result |
|---------|-----------|-----|---|------|----|---|--------|
| 2/18/18 | Bucknell* | 2.0 | 1 | 1-1 | 2 | 2 | ND |

#46 BARRETT LOSEKE • JR • RHP • 6-0 • 180

CAREER HIGHS

| Category | High | Opponent (Last) | Date |
|----------------|------|---------------------|---------|
| Innings | 4.2 | Rhode Island | 3/10/17 |
| Longest Start | 4.0 | 2x (at S. Carolina) | 3/19/16 |
| Shortest Start | 1.0 | at Ole Miss | 4/10/16 |
| Longest Relief | 4.2 | Rhode Island | 3/10/17 |
| Hits | 4 | 3x (at San Diego) | 2/25/18 |
| Runs | 3 | 5x (Missouri State) | 6/4/17 |
| Earned Runs | 3 | 4x (Memphis) | 4/18/17 |
| Walks | 3 | 4x (Memphis) | 4/18/17 |
| Strikeouts | 7 | at Louisiana Tech | 3/1/17 |

LOSEKE'S CAREER APPEARANCES

Barrett Loseke 2018 Game-By-Game (Junior)
(4 Appearances, 1 Start)

| Date | Opponent | IP | H | R-ER | BB | K | Result |
|---------------|------------------|------------|----------|------------|----------|----------|------------|
| 2/16/18 | Bucknell | 1.0 | 0 | 0-0 | 0 | 2 | ND |
| 2/25/18 | at San Diego* | 2.2 | 4 | 2-2 | 0 | 2 | ND |
| 3/4/18 | USC | 0.0 | 1 | 2-2 | 1 | 0 | ND |
| 3/14/18 | Texas | 0.1 | 2 | 1-1 | 1 | 1 | ND |
| TOTALS | 4 G, 1 GS | 4.0 | 7 | 5-5 | 2 | 5 | 0-0 |

Barrett Loseke 2017 Game-By-Game (Sophomore)
(15 Appearances, 2 Starts)

| Date | Opponent | IP | H | R-ER | BB | K | Result |
|---------------|-------------------|-------------|-----------|--------------|-----------|-----------|------------|
| 2/19/17 | Miami (Ohio) | 1.0 | 0 | 0-0 | 2 | 2 | ND |
| 2/26/17 | Bryant | 2.1 | 4 | 3-3 | 2 | 3 | ND |
| 3/1/17 | at Louisiana Tech | 4.0 | 1 | 0-0 | 1 | 7 | W, 1-0 |
| 3/10/17 | Rhode Island | 4.2 | 3 | 0-0 | 0 | 3 | W, 2-0 |
| 3/18/17 | Mississippi St. | 0.0 | 0 | 0-0 | 1 | 0 | ND |
| 3/22/17 | New Orleans | 3.1 | 1 | 0-0 | 1 | 4 | W, 3-0 |
| 3/26/17 | at #18 Missouri | 0.1 | 3 | 2-2 | 1 | 0 | ND |
| 4/5/17 | Grand Canyon* | 2.0 | 0 | 0-0 | 2 | 2 | ND |
| 4/7/17 | #13 LSU | 1.0 | 3 | 0-0 | 0 | 1 | ND |
| 4/11/17 | at Missouri State | 1.0 | 1 | 2-2 | 1 | 1 | ND |
| 4/13/17 | Georgia | 1.2 | 0 | 0-0 | 1 | 2 | ND |
| 4/18/17 | Memphis* | 3.0 | 3 | 3-3 | 3 | 2 | ND |
| 4/23/17 | at #10 Auburn | 0.1 | 1 | 0-0 | 0 | 0 | ND |
| 4/25/17 | vs. Kansas State | 0.1 | 1 | 2-2 | 1 | 0 | ND |
| 6/4/17 | Missouri State | 0.2 | 2 | 3-0 | 1 | 1 | ND |
| TOTALS | 15 G, 2 GS | 25.2 | 23 | 15-12 | 17 | 28 | 3-0 |

Barrett Loseke 2016 Game-By-Game (Freshman)
(17 Appearances, 6 Starts)

| Date | Opponent | IP | H | R-ER | BB | K | Result |
|---------------|------------------------|-------------|-----------|--------------|-----------|-----------|------------|
| 2/20/16 | Central Michigan | 0.1 | 1 | 0-0 | 0 | 0 | ND |
| 2/23/16 | Mississippi Valley St. | 2.0 | 1 | 0-0 | 0 | 3 | ND |
| 2/28/16 | vs. #23 Texas Tech | 1.1 | 2 | 0-0 | 3 | 3 | ND |
| 3/9/16 | Gonzaga | 3.0 | 1 | 0-0 | 1 | 1 | ND |
| 3/13/16 | Western Illinois* | 4.0 | 1 | 0-0 | 1 | 4 | W, 1-0 |
| 3/19/16 | at #12 South Carolina* | 4.0 | 3 | 2-2 | 3 | 3 | ND |
| 3/27/16 | Auburn* | 2.2 | 4 | 1-1 | 1 | 2 | ND |
| 4/3/16 | Missouri* | 3.1 | 2 | 3-3 | 1 | 4 | L, 1-1 |
| 4/10/16 | at #14 Ole Miss* | 1.0 | 2 | 3-3 | 2 | 3 | L, 1-2 |
| 4/12/16 | ULM | 1.0 | 1 | 0-0 | 0 | 1 | ND |
| 4/16/16 | #2 Florida | 0.2 | 0 | 0-0 | 3 | 2 | ND |
| 4/26/16 | #18 Oklahoma St. | 1.0 | 0 | 0-0 | 1 | 0 | ND |
| 4/30/16 | #2 Texas A&M-2 | 3.2 | 2 | 0-0 | 0 | 4 | ND |
| 5/6/16 | at #13 LSU | 0.0 | 0 | 0-0 | 2 | 0 | ND |
| 5/8/16 | at #13 LSU | 1.2 | 1 | 0-0 | 1 | 2 | ND |
| 5/17 | Missouri St.* | 2.0 | 2 | 2-2 | 1 | 1 | L, 1-3 |
| 5/20/16 | at #4 Mississippi St. | 1.0 | 1 | 0-0 | 0 | 2 | ND |
| TOTALS | 17 G, 6 GS | 32.2 | 24 | 11-11 | 20 | 35 | 1-3 |

2018 HIGHLIGHTS

- Made his first start of the year at San Diego, throwing 2.2 innings and allowing two runs on four hits with two strikeouts.
- Has started at least one game every year since 2016.

#34 JAKE REINDL • JR • RHP • 6-1 • 200

CAREER HIGHS

| Category | High | Opponent (Last) | Date |
|----------------|------|---------------------|---------|
| Innings | 6.1 | Ole Miss | 4/28/17 |
| Longest Start | -- | -- | -- |
| Shortest Start | -- | -- | -- |
| Longest Relief | 6.1 | Ole Miss | 4/28/17 |
| Hits | 6 | Ole Miss | 4/28/17 |
| Runs | 3 | USC | 3/4/18 |
| Earned Runs | 2 | 3x (USC) | 3/4/18 |
| Walks | 3 | Ole Miss | 4/28/17 |
| Strikeouts | 6 | 2x (#25 Vanderbilt) | 5/14/17 |

REINDL'S CAREER APPEARANCES

Jake Reindl 2018 Game-By-Game (Junior)
(5 Appearances, 0 Starts)

| Date | Opponent | IP | H | R-ER | BB | K | Result |
|---------------|------------------|------------|-----------|------------|----------|----------|-------------------|
| 2/18/18 | Bucknell | 1.0 | 1 | 0-0 | 0 | 1 | S, 1 |
| 2/23/18 | vs. Cal Poly | 2.0 | 2 | 1-1 | 1 | 1 | L, 0-1 |
| 3/4/18 | USC | 3.0 | 4 | 3-2 | 0 | 4 | ND |
| 3/9/18 | Kent State | 2.1 | 2 | 1-1 | 1 | 3 | ND |
| 3/14/18 | Texas | 0.1 | 3 | 2-2 | 0 | 0 | ND |
| TOTALS | 5 G, 0 GS | 8.2 | 12 | 7-6 | 2 | 9 | 0-1 (1 SV) |

Jake Reindl 2017 Game-By-Game (Sophomore)
(24 Appearances, 0 Starts)

| Date | Opponent | IP | H | R-ER | BB | K | Result |
|---------------|----------------------|-------------|-----------|--------------|-----------|-----------|-------------------|
| 2/17/17 | Miami (Ohio) | 3.0 | 2 | 0-0 | 0 | 3 | ND |
| 2/24/17 | Bryant | 0.1 | 1 | 2-2 | 1 | 0 | ND |
| 3/1/17 | at Louisiana Tech | 2.0 | 3 | 0-0 | 0 | 2 | ND |
| 3/5/17 | vs. #14 Oklahoma St. | 0.0 | 0 | 0-0 | 1 | 0 | ND |
| 3/14/17 | Alcorn State | 2.1 | 4 | 1-1 | 1 | 1 | ND |
| 3/22/17 | New Orleans | 0.2 | 2 | 1-1 | 1 | 1 | ND |
| 3/25/17 | at #18 Missouri | 2.2 | 2 | 0-0 | 0 | 4 | ND |
| 4/1/17 | at Alabama | 2.2 | 0 | 0-0 | 0 | 5 | ND |
| 4/4/17 | Grand Canyon | 2.1 | 0 | 0-0 | 0 | 1 | ND |
| 4/9/17 | #13 LSU | 5.2 | 2 | 1-1 | 0 | 5 | ND |
| 4/14/17 | Georgia | 2.0 | 1 | 0-0 | 2 | 1 | W, 1-0 |
| 4/18/17 | Memphis | 1.2 | 3 | 4-4 | 0 | 0 | ND |
| 4/22/17 | at #10 Auburn | 3.0 | 2 | 0-0 | 1 | 6 | S, 1 |
| 4/25/17 | vs. Kansas State | 1.1 | 1 | 0-0 | 1 | 1 | ND |
| 4/28/17 | Ole Miss | 6.1 | 6 | 1-1 | 3 | 5 | W, 2-0 |
| 5/4/17 | at Tennessee | 0.1 | 2 | 2-0 | 1 | 0 | L, 2-1 |
| 5/12/17 | #25 Vanderbilt | 0.0 | 0 | 0-0 | 1 | 0 | ND |
| 5/14/17 | #25 Vanderbilt | 4.1 | 3 | 0-0 | 0 | 6 | S, 2 |
| 5/18/17 | at No. 22 Texas A&M | 2.0 | 1 | 1-1 | 1 | 2 | W, 3-1 |
| 5/25/17 | vs. Mississippi St. | 1.0 | 1 | 1-0 | 1 | 1 | ND |
| 5/26/17 | vs. Mississippi St. | 2.1 | 0 | 0-0 | 0 | 1 | ND |
| 6/3/17 | Missouri State | 1.0 | 0 | 0-0 | 1 | 0 | ND |
| 6/4/17 | Oral Roberts | 2.1 | 0 | 0-0 | 0 | 3 | S, 3 |
| 6/4/17 | Missouri State | 1.1 | 3 | 2-2 | 0 | 1 | W, 4-1 |
| TOTALS | 24 G, 0 GS | 50.2 | 39 | 16-13 | 16 | 49 | 4-1 (3 SV) |

Jake Reindl 2016 Game-By-Game (Freshman)
(6 Appearances, 0 Starts)

| Date | Opponent | IP | H | R-ER | BB | K | Result |
|----------|------------------------|-----|---|------|----|---|--------|
| 2/24/16 | Mississippi Valley St. | 1.0 | 0 | 0-0 | 0 | 2 | ND |
| 3/9/16 | Gonzaga | 0.1 | 2 | 2-2 | 0 | 0 | ND |
| 3/15/16 | Grambling St. | 1.0 | 1 | 0-0 | 0 | 0 | ND |
| a5/17/16 | Missouri St. | 1.0 | 1 | 0-0 | 0 | 1 | ND |
| 5/19/16 | at #4 Mississippi St. | 0.2 | 0 | 0-0 | 0 | 1 | ND |

2018 HIGHLIGHTS

- Notched his first save of the season against Bucknell by throwing the final inning against Bucknell (Feb. 18) in a 3-1 victory.

Pitchers

#99 JACKSON RUTLEDGE • FR • RHP • 6-8 • 258

SEASON HIGHS

| Category | High | Opponent (Last) | Date |
|----------------|------|-----------------|---------|
| Innings | 3.0 | USC | 3/2/18 |
| Longest Start | -- | -- | -- |
| Shortest Start | -- | -- | -- |
| Longest Relief | 3.0 | USC | 3/2/18 |
| Hits | 1 | 2x (USC) | 3/2/18 |
| Runs | 2 | Bucknell | 2/18/18 |
| Earned Runs | -- | -- | -- |
| Walks | 1 | 4x (USC) | 3/4/18 |
| Strikeouts | 4 | Bucknell | 2/18/18 |

RUTLEDGE'S CAREER APPEARANCES

Jackson Rutledge 2018 Game-By-Game (Freshman)
(3 Appearances, 0 Starts)

| Date | Opponent | IP | H | R-ER | BB | K | Result |
|---------------|------------------|------------|----------|------------|----------|----------|-------------------|
| 2/18/18 | Bucknell | 2.0 | 1 | 0-0 | 1 | 4 | ND |
| 2/23/18 | vs. Cal Poly | 0.2 | 0 | 2-0 | 1 | 0 | ND |
| 3/2/18 | USC | 3.0 | 1 | 0-0 | 1 | 2 | S, 1 |
| 3/4/18 | USC | 1.0 | 0 | 0-0 | 1 | 0 | W, 1-0 |
| TOTALS | 3 G, 0 GS | 5.2 | 2 | 2-0 | 3 | 6 | 0-0 (1 SV) |

2018 HIGHLIGHTS

- Made his collegiate debut against Bucknell (Feb. 18), striking out a team-high four over two innings.
- Picked up his first collegiate save against USC (March 2), going the final three innings with just one hit allowed and one walk.
- Also earned his first win in the series finale against USC (March 4), pitching a scoreless top half of the eighth, allowing his teammates to get the walk-off hit in the bottom half.

#57 CODY SCROGGINS • R-SO • RHP • 6-0 • 190

CAREER HIGHS

| Category | High | Opponent (Last) | Date |
|----------------|------|-------------------|---------|
| Innings | 1.1 | at Louisiana Tech | 3/1/17 |
| Longest Start | -- | -- | -- |
| Shortest Start | -- | -- | -- |
| Longest Relief | 1.1 | at Louisiana Tech | 3/1/17 |
| Hits | 2 | at LSU | 5/8/16 |
| Runs | 1 | 3x (Bryant) | 2/24/17 |
| Earned Runs | 1 | 3x (Bryant) | 2/24/17 |
| Walks | 2 | vs. Arizona | 2/21/18 |
| Strikeouts | 2 | Bucknell | 2/17/18 |

SCROGGINS' CAREER APPEARANCES

Cody Scroggins 2018 Game-By-Game (R-Sophomore)
(4 Appearances, 0 Starts)

| Date | Opponent | IP | H | R-ER | BB | K | Result |
|---------------|------------------|------------|----------|------------|----------|----------|------------|
| 2/17/18 | Bucknell | 1.0 | 0 | 0-0 | 0 | 2 | ND |
| 2/21/18 | vs. Arizona | 0.2 | 1 | 0-0 | 2 | 2 | ND |
| 3/3/18 | USC | 1.0 | 0 | 0-0 | 0 | 0 | ND |
| 3/9/18 | Kent State | 0.0 | 0 | 1-1 | 1 | 0 | ND |
| TOTALS | 4 G, 0 GS | 2.2 | 1 | 1-1 | 3 | 4 | 0-0 |

Cody Scroggins 2017 Game-By-Game (Sophomore)
(3 Appearances, 0 Starts)

| Date | Opponent | IP | H | R-ER | BB | K | Result |
|---------------|-------------------|------------|----------|------------|----------|----------|------------|
| 2/18/17 | Miami (Ohio) | 1.0 | 1 | 0-0 | 0 | 1 | ND |
| 2/24/17 | Bryant | 0.0 | 1 | 1-1 | 1 | 0 | ND |
| 3/1/17 | at Louisiana Tech | 1.1 | 1 | 0-0 | 0 | 0 | ND |
| TOTALS | 3 G, 0 GS | 2.1 | 3 | 1-1 | 1 | 1 | 0-0 |

Cody Scroggins 2016 Game-By-Game (Freshman)
(4 Appearances, 0 Starts)

| Date | Opponent | IP | H | R-ER | BB | K | Result |
|---------------|------------------|------------|----------|------------|----------|----------|------------|
| 4/3/16 | Missouri | 1.0 | 0 | 0-0 | 0 | 0 | ND |
| 4/8/16 | at #14 Ole Miss | 1.0 | 0 | 0-0 | 1 | 1 | ND |
| 4/15/16 | #2 Florida | 1.0 | 1 | 1-1 | 1 | 0 | ND |
| 5/8/16 | at #13 LSU | 0.1 | 2 | 1-1 | 0 | 0 | ND |
| TOTALS | 4 G, 0 GS | 3.1 | 3 | 2-2 | 2 | 1 | 0-0 |

2018 HIGHLIGHTS

- Came back from Tommy John surgery in 2017 to full health in 2018.
- Has yet to give up a run in three appearances and 2.2 innings pitched.
- Set career-high with two strikeouts against Bucknell (Feb. 17) and Arizona (Feb. 21).
- Transitioned from infielder to pitcher at tail end of freshman year.

#9 JAX BIGGERS • JR • INF • 5-11 • 180

CAREER HIGHS

| Category | High | Opponent (Last) | Date |
|--------------|------|-----------------------|---------|
| Hits | 4 | at Louisiana Tech | 3/1/17 |
| Runs | 3 | 2x (Bucknell) | 2/17/18 |
| Doubles | 2 | Georgia | 4/14/17 |
| Triples | 2 | vs. Auburn | 5/25/17 |
| Home Runs | 1 | 4x (at #22 Texas A&M) | 5/18/17 |
| RBI | 3 | 4x (vs. Florida) | 5/27/17 |
| Walks | 3 | Texas | 3/14/18 |
| Stolen Bases | 2 | USC | 3/2/18 |

SEASON HIGHS

| Category | High | Opponent (Last) | Date |
|--------------|------|-----------------|---------|
| Hits | 2 | 4x (USC) | 3/3/18 |
| Runs | 3 | Bucknell | 2/17/18 |
| Doubles | 1 | 3x (Kent State) | 3/9/18 |
| Triples | -- | -- | -- |
| Home Runs | -- | -- | -- |
| RBI | 2 | at San Diego | 2/25/18 |
| Walks | 3 | Texas | 3/14/18 |
| Stolen Bases | 2 | USC | 3/2/18 |

2018 HIGHLIGHTS

- Went 1-for-3 in the season opener against Bucknell (Feb. 16) with a run scored and a walk.
- Has multi-hit games against Bucknell (Feb. 17) and at San Diego State (Feb. 24).
- Drove in two of the three runs in the second inning against San Diego (Feb. 25) on a double to left-center.
- Got the lead-off hit in the bottom of the eighth against USC (March 4) before being driven in on Eric Cole's triple to tie the game.
- Stole two bases for the first time in his Division I career against USC (March 2), making him one of two players to achieve the feat this season.
- Walked a career-high three times against Texas (March 14).

#17 LUKE BONFIELD • SR • OF • 6-3 • 205

CAREER HIGHS

| Category | High | Opponent (Last) | Date |
|--------------|------|--------------------|---------|
| Hits | 3 | 10x (USC) | 3/3/18 |
| Runs | 4 | 2x (vs. Nebraska) | 3/4/17 |
| Doubles | 2 | 3x (at #10 Auburn) | 4/22/17 |
| Triples | 1 | at Missouri State | 4/11/17 |
| Home Runs | 1 | 19x (USC) | 3/2/18 |
| RBI | 5 | Miss. Valley St. | 2/23/16 |
| Walks | 4 | at LSU | 5/7/16 |
| Stolen Bases | 1 | at #22 Texas A&M | 5/18/17 |

SEASON HIGHS

| Category | High | Opponent (Last) | Date |
|--------------|------|-----------------|---------|
| Hits | 3 | USC | 3/3/18 |
| Runs | 3 | Bucknell | 2/17/18 |
| Doubles | 1 | 4x (Texas) | 3/13/18 |
| Triples | -- | -- | -- |
| Home Runs | 1 | 2x (USC) | 3/2/18 |
| RBI | 3 | 2x (USC) | 3/2/18 |
| Walks | 3 | USC | 3/4/18 |
| Stolen Bases | -- | -- | -- |

2018 HIGHLIGHTS

- Had at least one hit in 12 of 15 games this season, including three multi-hit games (Cal Poly, USC, Kent State)
- Hit a three-run home run against Bucknell (Feb. 17) and also scored three runs after reaching via walk twice.
- Tied a career-high with three hits against USC (March 3), part of a 3-for-3 day with one double and one walk.

#8 ERIC COLE • JR • OF • 5-11 • 195

CAREER HIGHS

| Category | High | Opponent (Last) | Date |
|--------------|------|-----------------|---------|
| Hits | 4 | 2x (USC) | 3/4/18 |
| Runs | 3 | 3x (Bucknell) | 2/17/18 |
| Doubles | 2 | 2x (Texas) | 3/13/18 |
| Triples | 1 | 2x (USC) | 3/4/18 |
| Home Runs | 1 | 8x (Kent State) | 3/9/18 |
| RBlS | 3 | 2x (Texas) | 3/13/18 |
| Walks | 3 | 2x (Kent State) | 3/9/18 |
| Stolen Bases | 1 | 9x (USC) | 3/3/18 |

SEASON HIGHS

| Category | High | Opponent (Last) | Date |
|--------------|------|-----------------|---------|
| Hits | 4 | USC | 3/4/18 |
| Runs | 3 | Bucknell | 2/17/18 |
| Doubles | 2 | Texas | 3/13/18 |
| Triples | 1 | USC | 3/4/18 |
| Home Runs | 1 | 4x (Kent State) | 3/9/18 |
| RBlS | 3 | 2x (Texas) | 3/13/18 |
| Walks | 3 | 2x (Kent State) | 3/9/18 |
| Stolen Bases | 1 | 4x (USC) | 3/4/18 |

2018 HIGHLIGHTS

- Is second on the team with five multi-hit games this season and is one of three players with four home runs this season.
- Went 2-for-5 on Opening Day against Bucknell (Feb. 16) with an RBI and a walk.
- Was a perfect 3-for-3 at the plate in the series finale against Bucknell (Feb. 18), including hitting his first homer of the year.
- Hit the go-ahead home run against San Diego State (Feb. 24) in the sixth inning that eventually led to a 5-2 win over the Aztecs.
- Hit the game-tying RBI-triple against USC (March 4) in the eighth inning, his second triple of his career.
- Tied a career-high with four hits against USC (March 4) with one triple, two RBIs and two runs scored.
- Hit his fourth home run of the year on against Kent State (March 9), matching his entire total from 2017.
- Hit for two doubles in the same game vs. Texas (March 13) for the second time in his career. Finished the game 3-for-5 with a career-high three RBIs.

#24 DOMINIC FLETCHER • SO • CF • 5-9 • 188

CAREER HIGHS

| Category | High | Opponent (Last) | Date |
|--------------|------|-------------------------|---------|
| Hits | 3 | 6x (vs. Florida) | 5/27/17 |
| Runs | 3 | 2x (vs. Florida) | 5/27/17 |
| Doubles | 1 | 11x (Kent State) | 3/9/18 |
| Triples | 1 | Memphis | 4/18/17 |
| Home Runs | 1 | 14x (vs. Cal Poly) | 2/23/18 |
| RBlS | 5 | Bucknell | 2/17/18 |
| Walks | 3 | at San Diego State | 2/24/18 |
| Stolen Bases | 1 | 2x (at San Diego State) | 2/24/18 |

SEASON HIGHS

| Category | High | Opponent (Last) | Date |
|--------------|------|--------------------|---------|
| Hits | 2 | 2x (Dayton) | 2/28/18 |
| Runs | 2 | 2x (Dayton) | 2/28/18 |
| Doubles | 1 | 4x (Kent State) | 3/9/18 |
| Triples | -- | -- | -- |
| Home Runs | 1 | 2x (vs. Cal Poly) | 2/23/18 |
| RBlS | 5 | Bucknell | 2/17/18 |
| Walks | 3 | at San Diego State | 2/24/18 |
| Stolen Bases | 1 | at San Diego State | 2/24/18 |

2018 HIGHLIGHTS

- Has started 14 of 15 games this season, all in centerfield.
- Went 2-for-4 with a career-high five RBIs, one home run, and one double against Bucknell (Feb. 17).
- Hit the game-tying home run against Cal Poly (Feb. 23) in the bottom of the seventh inning for his second home run of the year.
- Hit the pinch-hit walk-off single against USC (March 4) to help Arkansas claim the series over the Trojans.

#3 JARED GATES • SR • INF • 6-0 • 190

CAREER HIGHS

| Category | High | Opponent (Last) | Date |
|--------------|------|-----------------|---------|
| Hits | 3 | 2x (#13 LSU) | 4/7/17 |
| Runs | 2 | 4x (Bucknell) | 2/17/18 |
| Doubles | 1 | 7x (Dayton) | 2/28/18 |
| Triples | -- | -- | -- |
| Home Runs | 1 | 8x (Dayton) | 3/1/18 |
| RBI | 4 | Bucknell | 2/17/18 |
| Walks | 3 | Bucknell | 2/16/18 |
| Stolen Bases | -- | -- | -- |

SEASON HIGHS

| Category | High | Opponent (Last) | Date |
|--------------|------|-----------------|---------|
| Hits | 2 | 2x (Dayton) | 3/1/18 |
| Runs | 2 | 2x (Bucknell) | 2/17/18 |
| Doubles | 1 | 4x (Dayton) | 2/28/18 |
| Triples | -- | -- | -- |
| Home Runs | 1 | 2x (Dayton) | 3/1/18 |
| RBI | 4 | Bucknell | 2/17/18 |
| Walks | 3 | Bucknell | 2/16/18 |
| Stolen Bases | -- | -- | -- |

2018 HIGHLIGHTS

- Went a perfect 2-for-2 at the plate with a career-high four RBIs against Bucknell (Feb. 17), hitting a double and a home run.
- Had one hit on Opening Day against Bucknell (Feb. 16), but walked a team-high three times.
- Went 3-for-6 (.500) in Dayton series with multi-RBI performances in both games, while also hitting his second home run of the year.

#33 GRANT KOCH • JR • C • 6-0 • 205

CAREER HIGHS

| Category | High | Opponent (Last) | Date |
|--------------|------|-------------------|---------|
| Hits | 4 | Bryant | 2/26/17 |
| Runs | 3 | 2x (vs. Nebraska) | 3/4/17 |
| Doubles | 2 | 3x (Alcorn State) | 3/15/17 |
| Triples | 1 | 2x (Bryant) | 2/24/17 |
| Home Runs | 1 | 15x (Kent State) | 3/9/18 |
| RBI | 4 | 3x (vs. Nebraska) | 3/4/17 |
| Walks | 3 | 2x (Kent State) | 3/11/18 |
| Stolen Bases | 1 | 2x (Kent State) | 3/11/18 |

SEASON HIGHS

| Category | High | Opponent (Last) | Date |
|--------------|------|-----------------|---------|
| Hits | 2 | 3x (Texas) | 3/13/18 |
| Runs | 2 | 2x (Texas) | 3/13/18 |
| Doubles | 1 | USC | 3/4/18 |
| Triples | -- | -- | -- |
| Home Runs | 1 | 2x (Kent State) | 3/9/18 |
| RBI | 3 | Bucknell | 2/17/18 |
| Walks | 3 | 2x (Kent State) | 3/11/18 |
| Stolen Bases | 1 | Kent State | 3/11/18 |

2018 HIGHLIGHTS

- Posted a three-RBI game against Bucknell (Feb. 17), including his first home run of the season.
- One of seven Razorbacks with a three or more-RBI game under his belt this season.
- Notched his first multi-hit game of the season against USC (March 4).
- Had an eight-game hitting streak snapped on Wednesday against Texas (March 14). It was the third-longest streak on the team.
- Hitting .385 during his hitting streak with three multi-hit games, two against USC, and two extra-base hits.
- Hit his second home run of the year in game one of a doubleheader with Kent State (March 9).

#18 HESTON KJERSTAD • FR • LF • 6-3 • 203**CAREER HIGHS**

| Category | High | Opponent (Last) | Date |
|--------------|------|-----------------|---------|
| Hits | 3 | 2x (Dayton) | 2/28/18 |
| Runs | 3 | Bucknell | 2/16/18 |
| Doubles | 1 | 4x (Kent State) | 3/11/18 |
| Triples | -- | -- | -- |
| Home Runs | 1 | 2x (Dayton) | 3/1/18 |
| RBI's | 4 | Dayton | 3/1/18 |
| Walks | 2 | 2x (Kent State) | 3/11/18 |
| Stolen Bases | -- | -- | -- |

2018 HIGHLIGHTS

- Started all three games in LF against Bucknell and led all Razorback hitters with a .667 average.
- Tallied his first collegiate three-hit game on Opening Day.
- Followed it up with a multi-RBI game on Saturday, part of a 2-for-2 day.
- Hit his first collegiate home run against Arizona in the fifth inning of a 1-0 victory.
- Tallied a season-high four RBI's against Dayton (March 1) as part of a 1-for-4 day with a home run and a sacrifice fly.
- Notched at least one hit in every game of the USC series. Has only gone hitless in one game this season.
- Hit the game-tying two-RBI two out double in the sixth inning to help Arkansas complete a three-run comeback over Kent State (March 11).
- Currently has at least one hit in all but two games this year.
- Notched outfield assists against Bucknell (Feb. 18) and USC (March 3).

#15 CASEY MARTIN • FR • INF • 5-11 • 179**SEASON HIGHS**

| Category | High | Opponent (Last) | Date |
|--------------|------|-----------------|---------|
| Hits | 4 | Bucknell | 2/17/18 |
| Runs | 3 | 2x (Texas) | 3/14/18 |
| Doubles | 1 | 4x (Kent State) | 3/11/18 |
| Triples | -- | -- | -- |
| Home Runs | 2 | Dayton | 2/28/18 |
| RBI's | 6 | Dayton | 2/28/18 |
| Walks | 1 | 7x (Texas) | 3/14/18 |
| Stolen Bases | 2 | Dayton | 3/1/18 |

2018 HIGHLIGHTS

- Notched a five-RBI game in his second appearance of the year, going 4-for-6 against Bucknell with a home run, a double, and three runs scored.
- Topped that with a six-RBI game against Dayton (Feb. 28), hitting two home runs in the process.
- Named SEC Freshman of the Week after hitting .444 against Dayton and USC, leading all Razorback hitters.
- Leads all SEC freshmen in slugging (.875) and has the third-highest average (.417) overall.
- Is currently on a 10-game hitting streak, leading the team and has multi-RBI performances in five of his 16 games played.
- Hit .417 in the series against Kent State, notching five hits with two doubles, one home run, and three RBI's.
- Currently has a home run in three-straight games going back to the final game of the Kent State series and is third in the SEC in long balls.

#20 CARSON SHADDY • R-SR • 2B • 5-11 • 185**CAREER HIGHS**

| Category | High | Opponent (Last) | Date |
|--------------|------|------------------|---------|
| Hits | 3 | 11x (Kent State) | 3/9/18 |
| Runs | 3 | 2x (Memphis) | 4/18/17 |
| Doubles | 3 | vs. Nebraska | 3/4/17 |
| Triples | 1 | 5x (Dayton) | 3/1/18 |
| Home Runs | 2 | Miss. Valley St. | 2/24/16 |
| RBI | 6 | Grambling St. | 3/15/16 |
| Walks | 2 | 11x (Bucknell) | 2/17/18 |
| Stolen Bases | 2 | at Ole Miss | 4/8/16 |

SEASON HIGHS

| Category | High | Opponent (Last) | Date |
|--------------|------|-----------------|---------|
| Hits | 3 | Kent State | 3/9/18 |
| Runs | 2 | 4x (Kent State) | 3/11/18 |
| Doubles | 1 | Bucknell | 2/17/18 |
| Triples | 1 | Dayton | 3/1/18 |
| Home Runs | 1 | 4x (Kent State) | 3/11/18 |
| RBI | 4 | 2x (Bucknell) | 2/17/18 |
| Walks | 2 | 2x (Bucknell) | 2/17/18 |
| Stolen Bases | 1 | Kent State | 3/9/18 |

2018 HIGHLIGHTS

- Opened the season with two-straight four-RBI games against Bucknell (Feb. 16-17), including a two-hit game in game two of the series.
- Hit a home run and walked twice in both games as well.
- Went 2-for-4 against Cal Poly (Feb. 23), his second multi-hit game of the year.
- Earned SEC Player of the Week honors after plating nine RBIs in 12 plate appearances during opening weekend.

#13 JORDAN MCFARLAND • SO • INF • 6-3 • 225**CAREER HIGHS**

| Category | High | Opponent (Last) | Date |
|--------------|------|-------------------|---------|
| Hits | 3 | at Missouri State | 4/11/17 |
| Runs | 5 | Bucknell | 2/17/18 |
| Doubles | 1 | 2x (Texas) | 3/14/18 |
| Triples | -- | -- | -- |
| Home Runs | 2 | Kent State | 3/11/18 |
| RBI | 5 | Kent State | 3/11/18 |
| Walks | 2 | 3x (Alcorn State) | 3/14/17 |
| Stolen Bases | 1 | Alcorn State | 3/14/17 |

SEASON HIGHS

| Category | High | Opponent (Last) | Date |
|--------------|------|-----------------|---------|
| Hits | 2 | 5x (Texas) | 3/14/18 |
| Runs | 5 | Bucknell | 2/17/18 |
| Doubles | 1 | 2x (Texas) | 3/14/18 |
| Triples | -- | -- | -- |
| Home Runs | 2 | Kent State | 3/11/18 |
| RBI | 5 | Kent State | 3/11/18 |
| Walks | 1 | 3x (Texas) | 3/14/18 |
| Stolen Bases | -- | -- | -- |

2018 HIGHLIGHTS

- Came off the bench in the fifth inning for an injured Jared Gates and went on to go 2-for-3 with two home runs, including a grand slam against Kent State (March 11).
- Since then, has been on a hot streak, hitting an even .600 with 10 RBIs and five runs scored.

QUICK FACTS

GENERAL INFORMATION

Location..... Fayetteville, Arkansas
Founded.....1871
Enrollment.....27,558
Nickname..... Razorbacks
School Colors..... Cardinal (PMS 201) and White
Conference..... Southeastern (Western Division)
System President..... Dr. Donald R. Bobbitt (Arkansas, 1980)
Chancellor..... Dr. Joseph E. Steinmetz (Central Michigan, 1977)
Athletic Director..... Hunter Yurachek (Guilford College, 1990)
Faculty Athletic Rep..... Gerald Jordan (Arkansas, 1970)
Athletics Website..... ArkansasRazorbacks.com
Ticket Office Phone..... 1-800-982-HOGS
Athletic Department Phone..... (479) 575-6533

COACHING STAFF

Head Coach..... Dave Van Horn (Arkansas, 1988)
Record at Arkansas..... 595-343 (15 seasons, .634)
Overall Division I Record..... 915-500 (23 seasons, .647)
Overall as a Head Coach..... 1,180-583 (29 seasons, .670)
Van Horn's DI Postseason App. (Total/at UA)..... 18/14
Van Horn's College World Series Appearances..... 6
(Neb: 2001, 2002; Ark: 2004, 2009, 2012, 2015)
Hitting Coach/Recruiting Coordinator.....
..... Nate Thompson (Dallas Baptist, 2006)
Pitching Coach..... Wes Johnson (Arkansas-Monticello, 1994)
Volunteer Assistant Coach... Craig Parry (South Dakota State, 2008)
Student Asst. Coach..... Jake Arledge
..... Harrison Heffley
Volunteer..... Colby Suggs
Dir. of Baseball Operations..... Clay Goodwin (Arkansas, 2005)
Athletic Trainer..... Corey Wood (East Carolina, 2008)
Strength & Conditioning... Blaine Kinsley (Lenoir-Rhyne, 2010)
Director of Video and Scouting..... Zach Barr
Managers..... Sean O'Neil
..... Cale Petrie
..... Hayden Sutton
..... Chandler Tolbert

HISTORY

Years of Varsity Baseball at Arkansas.....95
(1897, 1901-03, 05, 08-16, 19-20, 22-29, 47-17)
All-Time Program Record..... 2,148-1,363-6 (.611)
All-Time Conference Record/Years..... SEC: 379-371 (.505)/26
SWC: 264-205 (.563)/24
Combined: 643-576 (.527)/50
Conference Titles/Years..... SEC Overall: 2/1999, 2004
SEC Western Division: 4/1999, 2004, 2007, 2011
SWC: 2/1989, 1990
Conference Tournament Record/Years..... SEC: 31-39 (.443)/22
SWC: 18-25 (.419)/14
Combined: 49-64 (.434)/36
Conference Tournament Titles/Years..... SEC: None
SWC: 1/1985
NCAA Postseason Appearances..... 29
(1973, 79-80, 83, 85-90, 95-96, 98-99, 2002-15, 2017)
NCAA Postseason Record..... 74-63 (.540)
College World Series Appearances..... 8
(1979, 1985, 1987, 1989, 2004, 2009, 2012, 2015)
College World Series Record..... 11-16 (.407)
NCAA Super Regional Appearances..... 6
..... (2002, 2004, 2009, 2010, 2012, 2015)
NCAA Super Regional Record..... 9-6 (.600)
NCAA Regional Appearances..... 28
NCAA Regional Record..... 54-41 (.568)
Overall NCAA Regional Hosts..... 6 (1999, 2004, 2006, 2007, 2010, 2017)
Best NCAA Finish..... 1979 National Runner-up

GAME CREDENTIALS

Members of the media should contact John Thomas to request individual game credentials for Razorback home games. Credential requests should be made no later than noon (CT) the day before the scheduled contest and should be directed by e-mail to John Thomas. Credential requests for away games should be made to the communications contact of the home team. Only fully accredited personnel directly involved in the coverage of the game will be admitted. Credentials are non-transferable.

INTERVIEW POLICIES

Please direct all requests for interviews with coaches and players to John Thomas. For home SEC weekends, Coach Dave Van Horn will hold his weekly press conference on Thursday with players and assistant coaches available following Thursday's practice. On road SEC weekends, Coach Van Horn will hold his weekly press conference on Wednesday with players and assistant coaches available following Wednesday's practice. Players are not available for interviews on gamedays, except for post-game interviews. Post-game press conferences are held in the indoor Pitching Development Center located down the third base line. Coach Van Horn and two or three most requested Razorback players will address the media. In the event of a doubleheader, the only Arkansas player available between games for interviews is the starting pitcher of game one. The Arkansas clubhouse is off limits to the media at all times.

E-MAIL UPDATES

Members of the media may request to be added to the Arkansas communications baseball e-mail group. Subscribers will receive game notes, game stories and other information. To subscribe, send a request to John Thomas. Please identify yourself and your organization in your request as this service is only available to members of the media.

GAMEDAY MEDIA SERVICES

The Arkansas communications staff provides scorecards, rosters, updated statistics and results for each team in the Baum Stadium press box prior to home games. Box scores, play-by-play and any postgame notes are disseminated approximately 10 minutes after the conclusion of the game. An Associated Press-style game story is also produced by the communications office. Members of the media may request these stories be sent to their organization via e-mail by contacting a member of the communications office.

WIRELESS INTERNET

The Baum Stadium press box is equipped with wireless internet for use by the media. Media members should log on to the "UARK Media" network by using a password that will be provided at the stadium.

GAMEDAY LIVE STATS

Live in-game stats will be provided at <http://arkansas.statbroadcast.com>.

FACILITIES/PARKING

The Arkansas baseball team conducts all games at Baum Stadium at George Cole Field. Baum Stadium is located just off Razorback Road south of Martin Luther King, Jr., Boulevard. There is space for media parking on game day. Only cars with a parking credential will be allowed access to the parking lot.

PHOTOGRAPHERS

No cameras are allowed on the Baum Stadium playing surface during games. Photographers are encouraged to use the photo wells at the end of each dugout and behind home plate.

ARKANSAS ATHLETIC COMMUNICATIONS

The University of Arkansas athletic communications office is located on the main floor of Bud Walton Arena behind the Hog Heaven Store with office hours from 8 a.m. to 5 p.m., Monday through Friday. You can often reach us at Bud Walton after hours, but if not, please leave a message on our voice mail system.


Office: 479-575-2751 | Cell: 479-313-2564
Fax: 479-575-7481 | Press Row: 479-575-6622

Mailing Address
Razorbacks Communications
P.O. Box 7777
Fayetteville, AR 72702-7777

2018 Schedule and Results

| | Opponent | Score | WP | LP | SV | Attend | Time |
|-----------------|-----------------------|------------|-------------------|--------------|----------------------|--------|-----------|
| FEBRUARY | | | | | | | |
| 16 | Bucknell | W, 14-2 | B. Knight | C. Van Hoose | -- | 7389 | 3:40 |
| 17 | Bucknell | W, 32-4 | I. Campbell | J. Grabek | -- | 7862 | 3:58 |
| 18 | Bucknell | W, 3-1 | M. Cronin | J. Simpson | J. Reindl | 7954 | 2:59 |
| 21 | vs. Arizona | W, 1-0 | K. Murphy | R. Labaut | M. Cronin | 315 | 3:13 |
| 23 | vs. Cal Poly | L, 4-3 | A. Alvarez | J. Reindl | -- | 450 | 3:06 |
| 24 | at San Diego State | W, 5-2 | M. Cronin | Ritcheson | -- | 1532 | 3:33 |
| 25 | at San Diego | L, 7-6 | A. Donatella | E. Lee | J. Friedman | 675 | 2:45 |
| 28 | Dayton | W, 18-1 | C. Bolden | R. Wagner | Z. Vermillion | 6897 | 3:37 |
| MARCH | | | | | | | |
| 1 | Dayton | W, 11-0 | B. Bonnin | A. Cline | -- | 6836 | 2:47 |
| 2 | USC | W, 4-0 | B. Knight | C. Clarke | J. Rutledge | 8142 | 2:54 |
| 3 | USC | L, 3-1 | Q. Longrie | I. Campbell | C. Lunn | 13472 | 3:07 |
| 4 | USC | W, 7-6 (8) | J. Rutledge | C. Lunn | -- | 7388 | 3:43 |
| 9 | Kent State (DH) | W, 7-2 | B. Knight | E. Kraus | -- | -- | 2:47 |
| | Kent State (DH) | L, 10-4 | A. Havekost | I. Campbell | -- | 8924 | 3:14 |
| 11 | Kent State | W, 11-4 | E. Lee | Z. Schultz | -- | 3049 | 3:15 |
| 13 | Texas | W, 13-4 | K. Murphy | B. Ridgeway | J. Kostyshock | 8051 | 2:55 |
| 14 | Texas | W, 7-5 | C. Bolden | N. O'Donnell | M. Cronin | 8007 | 3:22 |
| 16 | Kentucky* | -- | Baum Stadium | -- | SECN+ (Bases Loaded) | -- | 6:30 p.m. |
| 17 | Kentucky* | -- | Baum Stadium | -- | SECN+ | -- | 2 p.m. |
| 18 | Kentucky* | -- | Baum Stadium | -- | SECN+ | -- | 1 p.m. |
| 20 | vs. Charlotte | -- | Charlotte, N.C. | -- | -- | -- | 6:05 p.m. |
| 21 | at Charlotte | -- | Charlotte, N.C. | -- | CST | -- | 3 p.m. |
| 23 | at Florida* | -- | Gainesville, Fla. | -- | -- | -- | 5:30 p.m. |
| 24 | at Florida* | -- | Gainesville, Fla. | -- | ESPN2 | -- | 11 a.m. |
| 25 | at Florida* | -- | Gainesville, Fla. | -- | SEC Network | -- | 11 a.m. |
| 27 | vs. Memphis | -- | Memphis, Tenn. | -- | -- | -- | 6:30 p.m. |
| 29 | at Ole Miss* | -- | Oxford, Miss. | -- | -- | -- | 6:30 p.m. |
| 30 | at Ole Miss* | -- | Oxford, Miss. | -- | -- | -- | 1:30 p.m. |
| APRIL | | | | | | | |
| 3 | ULM | -- | Baum Stadium | -- | SECN+ | -- | 6:30 p.m. |
| 4 | ULM | -- | Baum Stadium | -- | SECN+ | -- | 3 p.m. |
| 6 | Auburn* | -- | Baum Stadium | -- | SECN+ | -- | 6:30 p.m. |
| 7 | Auburn* | -- | Baum Stadium | -- | SECN+ | -- | 6 p.m. |
| 8 | Auburn* | -- | Baum Stadium | -- | SEC Network | -- | 4 p.m. |
| 10 | Grambling State | -- | NLR, Ark. | -- | -- | -- | 6:30 p.m. |
| 12 | South Carolina* | -- | Baum Stadium | -- | SEC Network | -- | 6 p.m. |
| 13 | South Carolina* | -- | Baum Stadium | -- | SECN+ | -- | 6:30 p.m. |
| 14 | South Carolina* | -- | Baum Stadium | -- | SECN+ | -- | 2 p.m. |
| 17 | Missouri State | -- | Baum Stadium | -- | SECN+ | -- | 6:30 p.m. |
| 20 | at Mississippi State* | -- | Starkville, Miss. | -- | -- | -- | 6:30 p.m. |
| 21 | at Mississippi State* | -- | Starkville, Miss. | -- | -- | -- | 6:30 p.m. |
| 22 | at Mississippi State* | -- | Starkville, Miss. | -- | -- | -- | 1 p.m. |
| 24 | Texas Tech | -- | Baum Stadium | -- | SECN+ | -- | 6:30 p.m. |
| 25 | Texas Tech | -- | Baum Stadium | -- | SEC Network | -- | 6 p.m. |
| 27 | Alabama* | -- | Baum Stadium | -- | SECN+ | -- | 6:30 p.m. |
| 28 | Alabama* | -- | Baum Stadium | -- | SECN+ | -- | 6 p.m. |
| 29 | Alabama* | -- | Baum Stadium | -- | SECN+ | -- | 1 p.m. |
| MAY | | | | | | | |
| 4 | at LSU* | -- | Baton Rouge, La. | -- | -- | -- | 7 p.m. |
| 5 | at LSU* | -- | Baton Rouge, La. | -- | SEC Network | -- | 7 p.m. |
| 6 | at LSU* | -- | Baton Rouge, La. | -- | -- | -- | 2 p.m. |
| 11 | Texas A&M* | -- | Baum Stadium | -- | SEC Network | -- | 6 p.m. |
| 12 | Texas A&M* | -- | Baum Stadium | -- | SEC Network | -- | 1 p.m. |
| 13 | Texas A&M* | -- | Baum Stadium | -- | ESPN2 | -- | Noon |
| 17 | Georgia* | -- | Athens, Ga. | -- | SECN+ | -- | 6 p.m. |
| 18 | Georgia* | -- | Athens, Ga. | -- | SECN+ | -- | 6 p.m. |
| 19 | Georgia* | -- | Athens, Ga. | -- | SECN+ | -- | 1 p.m. |


TV/Radio Roster



JARED GATES
Sr. • 6-0 • 190 • L/R
INF • Wichita, Kan.




BRYCE BONNIN
Fr. • 6-1 • 190 • R/R
RHP/INF • Mont Belvieu, Texas



JACOB NESBIT
Fr. • 6-0 • 175 • R/R
INF • Coppell, Texas




HUNTER WILSON
R-Jr. • 5-10 • 170 • L/R
INF • Spiro, Okla.




JACK KENLEY
So. • 6-0 • 180 • L/R
INF • Germantown, Tenn.



ERIC COLE
Jr. • 5-11 • 195 • S/R
OF • Southlake, Texas




JAX BIGGERS
Jr. • 5-11 • 185 • L/R
INF • Missouri City, Texas




EASTON MURRELL
Fr. • 6-0 • 190 • S/R
INF • Prosper, Texas




KEATON MCKINNEY
R-Jr. • 6-5 • 225 • R/R
RHP • Ankeny, Iowa




CASEY OPITZ
Fr. • 5-11 • 175 • S/R
C/INF • Centennial, Co.




JORDAN MCFARLAND
So. • 6-3 • 220 • R/R
INF/OF • Waterloo, Ill.



COLE TURNEY
Fr. • 6-0 • 225 • L/L
OF • Richmond, Texas




CASEY MARTIN
Fr. • 5-11 • 175 • R/R
INF • Lonoke, Ark.



BLAINE KNIGHT
Jr. • 6-3 • 165 • R/R
RHP • Bryant, Ark.




LUKE BONFIELD
Sr. • 6-3 • 215 • R/R
OF/DH • Skillman, N.J.




HESTON KJERSTAD
Fr. • 6-3 • 190 • L/R
OF • Amarillo, Texas



BRADY DISHER
Fr. • 6-1 • 190 • L/R
C/INF • Trophy Club, Texas



CARSON SHADDY
R-Sr. • 5-11 • 185 • R/R
INF • Fayetteville, Ark.




KACEY MURPHY
Jr. • 6-0 • 190 • L/L
LHP • Rogers, Ark.




BEN MCCLAIN
Fr. • 5-10 • 185 • L/L
OF • Lee's Summit, Mo.



DOMINIC FLETCHER
So. • 5-9 • 185 • L/L
OF • Cypress, Calif.




RYAN DRAKE
Fr. • 6-4 • 190 • R/R
INF • Grapevine, Texas



EVAN LEE
So. • 6-2 • 190 • R/L
LHP/OF • Bryant, Ark.



KOLE RAMAGE
Fr. • 6-1 • 185 • R/R
RHP • Southlake, Texas



ANGUS DENTON
So. • 5-11 • 160 • R/R
RHP • Beebe, Ark.




CALEB BOLDEN
Fr. • 6-2 • 170 • R/R
RHP • Texarkana, Texas



MATT CRONIN
So. • 6-2 • 190 • L/L
LHP • Navarre, Fla.




GRANT KOCH
Jr. • 6-0 • 195 • R/R
C • Fayetteville, Ark.




JAKE REINDL
Jr. • 6-1 • 200 • R/R
RHP • Fayetteville, Ark.



JACOB KOSTYSHOCK
So. • 6-4 • 175 • R/R
RHP • O'Fallon, Mo.



WESTON ROGERS
Jr. • 6-4 • 215 • L/L
LHP • Springdale, Ark.




DEREK RIPP
Fr. • 6-6 • 230 • L/R
INF • Olathe, Kan.



KEVIN KOPPS
R-So. • 6-0 • 195 • R/R
RHP • Sugar Land, Texas




BARRETT LOSEKE
Jr. • 6-0 • 180 • R/R
RHP • Tulsa, Okla.




HUNTER MILLIGAN
Fr. • 6-4 • 205 • L/L
LHP • Greenbrier, Ark.




ZACK PLUNKETT
R-Jr. • 6-2 • 205 • R/R
C • Hurst, Texas




ISAIAH CAMPBELL
R-So. • 6-4 • 235 • R/R
RHP • Olathe, Kan.



CODY SCROGGINS
R-So. • 6-0 • 185 • R/R
RHP • Bentonville, Ark.



ZEBULON VERMILLION
Fr. • 6-4 • 185 • L/R
RHP • Prairie Village, Kan.




JACKSON RUTLEDGE
Fr. • 6-8 • 260 • R/R
RHP • St. Louis, Mo.




DAVE VAN HORN
Head Coach
16th Season



WES JOHNSON
Assistant Coach
2nd Season




NATE THOMPSON
Assistant Coach
1st Season




CRAIG PARRY
Volunteer Assistant
1st Season



CLAY GOODWIN
Dir. of Operations
11th Season



JAKE ARLEDGE
Student Assistant
1st Season



COLBY SUGGS
Volunteer
1st Season



HARRISON HEFFLEY
Student Assistant
1st Season