

# RAZORBACK Softball

7 NCAA Tournaments | 17 NFCA All-Region Selections | 26 All-SEC Selections

## 2018 SCHEDULE/RESULTS

OVERALL: 34-11 | SEC: 9-9  
H: 21-2 | A: 4-8 | N: 9-1

DATE	OPPONENT	TIME/RESULT
F9	vs Kennesaw State!	Cancelled
F9	vs Nicholls!	Cancelled
F10	vs Nicholls!	Cancelled
F10	at Southeastern Louisiana! [CST]	Cancelled
F17	vs Grand Canyon#	W, 6-2
F17	vs 21 Utah#	W, 4-2
F18	vs Weber State#	W, 5-2
F18	vs Loyola Marymount#	W, 6-5
F19	vs Fordham#	W, 4-2
F23	vs Marist%	W, 15-3 (6)
F23	vs Manhattan%	W, 9-1 (6)
F24	vs Delaware%	W, 10-1 (5)
F24	vs Villanova%	W, 9-0 (5)
F25	vs McNeese%	L, 5-6
F28	Missouri State [SECN+]	W, 9-0 (5)
M2	Dartmouth^	W, 12-3 (5)
M2	Northern Colorado^	W, 9-0 (6)
M3	Dartmouth^ [SECN+]	W, 2-1
M3	Central Connecticut State^ [SECN+]	W, 7-0
M4	Northern Colorado^ [SECN+]	W, 1-0
M4	Central Connecticut State^ [SECN+]	W, 6-5
M6	at Wichita State (G1)	L, 0-1
M6	at Wichita State (G2)	Cancelled
M10	at #11 Georgia* [SEC Network]	L, 0-8 (5)
M12	at #11 Georgia* [ESPN]	L, 0-1 (9)
M12	at #11 Georgia* [SEC Network]	L, 4-5
M16	Iowa State&	W, 8-3
M16	Saint Francis (Pa.)&	W, 8-3
M17	Omaha& [SECN+]	W, 3-1
M17	Saint Francis (Pa.)& [SECN+]	W, 4-3
M18	Omaha& [SECN+]	W, 4-0
M20	UT Arlington (G1) [SECN+]	W, 6-0
M20	UT Arlington (G2) [SECN+]	W, 10-6
M23	Missouri* [SECN+]	W, 3-1
M24	Missouri* [SECN+]	L, 0-3
M25	Missouri* [SECN+]	W, 10-7
M30	#20 Mississippi State* [SECN+]	W, 3-2
M31	#20 Mississippi State* [SECN+]	W, 6-0
A1	#20 Mississippi State* [SECN+]	W, 8-2
A6	at #12 South Carolina* [SECN+]	L, 1-2
A8	at #12 South Carolina* [SECN+]	W, 4-0
A8	at #12 South Carolina* [SECN+]	L, 2-6
A10	at Saint Louis (G1)	W, 7-0
A10	at Saint Louis (G2)	W, 5-0
A13	#15 Alabama* [SECN+]	L, 5-6
A14	#15 Alabama* [ESPN]	W, 3-0
A15	#15 Alabama* [SECN+]	W, 6-3
A20	at #11 Auburn* [SECN+]	L, 1-11 (5)
A22	at #11 Auburn* [SECN+]	W, 4-2 (10)
A22	at #11 Auburn* [SECN+]	L, 2-4
A28	Ole Miss* [SEC Network]	3 p.m.
A29	Ole Miss* [ESPN]	4 p.m.
A30	Ole Miss* [SEC Network]	6 p.m.
M4	at LSU* [SEC Network/Bases Loaded]	6:30 p.m.
M5	at LSU* [SECN+]	6 p.m.
M6	at LSU* [ESPN]	3 p.m.
M9-12	SEC Tournament	TBA
M18-20	NCAA Regionals	TBA
M24-27	NCAA Super Regionals	TBA
M31-J6	Women's College World Series	TBA

! Lion Classic | #Mary Nutter Collegiate Classic  
% Madeira Beach Spring Invitational | ^ Razorback Invitational  
& Wooo Pig Classic | \* SEC games

All home games played at Bogle Park (1,200)  
All times central & subject to change



## UP NEXT

### Senior Weekend

April 28-30, 2018

Bogle Park (Fayetteville, Ark.)

### BROADCAST INFORMATION

TV: SEC Network (Sat & Mon); ESPN (Sun)

Web: WatchESPN

Live Stats: ArkansasRazorbacks.com

### NEXT THREE OPPONENTS



#### #11 AUBURN TIGERS

Record: 38-11/11-9 SEC

Series: Auburn, 38-25

Last Meeting: L, 2-4 (4/22/18)



#### OLE MISS REBELS

Record: 28-18/5-13 SEC

Series: Arkansas, 31-28

Last Meeting: L, 5-6 (4/24/16)



#### #13 LSU TIGERS

Record: 36-11/9-8 SEC

Series: LSU, 56-9

Last Meeting: L, 1-9 (5/1/16)




## WHERE CAN I FIND...

Quick Facts/Roster	2
Milestone Watch/What Happens When...	3
Bogle Park/The SEC	4
Head Coach Courtney Deifel	5
Career Top 10	6
Statistics & Starters	7-11
The Hitters & Pitchers	12-15
TV/Headshot Roster	16

## HEAD TO HEAD

ARKANSAS		OLE MISS
.284	Batting Avg.	.271
5.24	Runs/Game	4.61
47	Home Runs	22
135	Walks	119
16	Stolen Bases	74
.963	Fielding Pct.	.971
2.10	ERA	2.60
306	Strikeouts	175



A.J. Belans

## ALL-TIME SERIES VS OLE MISS

Saturday's series opener will be the 60th meeting between Arkansas and Ole Miss. In addition to an overall lead in the series, the Razorbacks own a 16-12 advantage in games played in Fayetteville. Arkansas is looking for its first series win against Ole Miss since the 2010 season.

## LAST TIME OUT

The Razorbacks split a doubleheader at No. 11 Auburn with a 4-2, 10-inning win in the opener and a 4-2 setback in the finale. A.J. Belans' two-run home run in the 10th lifted the team to its eighth win over a ranked team this season. It was Arkansas' first road victory in the series since 2012.

## RANKINGS WATCH

Arkansas maintains its No. 16 ranking in the NFCA and USA Softball polls. The team is also 18th in this week's release of the NCAA RPI, down just one spot from a week ago. The Razorbacks are one of 12 SEC teams inside the RPI top 25.

## A LOOK AT THE STAT SHEET

The Razorbacks carry top-50 national marks in strikeout to walk ratio (sixth/5.19), home runs (T22/47), team ERA (28/2.10) and slugging percentage (38/.464). Arkansas is also just outside the top 50 with 5.24 runs per game.

## IT'S GETTING LATE

Arkansas' 4-2, 10-inning win at No. 11 Auburn (April 22) was the program's longest game since an 11-inning win at No. 8 Missouri during the 2013 season. The Razorbacks are 1-1 in extra-inning games this year.

## TOP FRESHMAN, PART III

On the strength of a 3-0 week including a pair of victories against No. 15 Alabama, pitcher Mary Haff was named SEC Freshman of the Week for a third time this season. She had 26 strikeouts with just three walks in 21.0 innings of work.

## MC EWEN SETS FRESHMAN-CLASS RBI MARK

With her two-run single in the sixth inning of a 6-3 win over Alabama (April 15), freshman Hannah McEwen set a new class record with her 43rd RBI. Junior Ashley Diaz had the mark previously with 41 RBI during her freshman campaign in 2016.

## AN EYE ON 200

Freshman Mary Haff enters the series with Ole Miss ranked No. 7 on Arkansas' single-season list with 194 strikeouts. With six more strikeouts, she would become just the fourth pitcher in program history with 200 Ks in a season and the third freshman to do so.

**2018 TEAM QUICK FACTS**

**TEAM INFORMATION**

2017 Overall Record \_\_\_\_\_ 31-24  
 2017 SEC Record \_\_\_\_\_ 7-17  
 NCAA Postseason \_\_\_\_\_ NCAA Regional (Norman)  
 SEC Finish \_\_\_\_\_ 12th  
 Home Record \_\_\_\_\_ 13-8  
 Away Record \_\_\_\_\_ 9-14  
 Neutral Record \_\_\_\_\_ 9-2  
 Letterwinners Returning/Lost \_\_\_\_\_ 18/11  
 Starters Returning/Lost \_\_\_\_\_ 9/5  
 Newcomers \_\_\_\_\_ 6

**COACHING STAFF**

Head Coach \_\_\_\_\_ Courtney Deifel (Third Season)  
 Record at Arkansas \_\_\_\_\_ 82-74 (.526)  
 Career Record \_\_\_\_\_ 109-101 (.522)  
 Assistant Coach \_\_\_\_\_ Yolanda McRae (Third Season)  
 Assistant Coach \_\_\_\_\_ Matt Meuchel (Second Season)  
 Volunteer Assistant \_\_\_\_\_ Jordan McElroy (Third Season)  
 Director of Operations \_\_\_\_\_ Paige Williams (Third Season)

**TEAM HISTORY**

First Year of Program \_\_\_\_\_ 1997  
 All-Time Record \_\_\_\_\_ 605-708-1 (.461)  
 All-Time SEC Record \_\_\_\_\_ 196-400 (.329)  
 SEC Championships/Last \_\_\_\_\_ None  
 NCAA Appearances/Last \_\_\_\_\_ Seven/2017

**UNIVERSITY INFORMATION**

Location \_\_\_\_\_ Fayetteville, Ark.  
 Founded \_\_\_\_\_ March 27, 1871  
 Enrollment \_\_\_\_\_ 27,558  
 Nickname \_\_\_\_\_ Razorbacks  
 School Colors \_\_\_\_\_ Cardinal and White  
 Affiliation \_\_\_\_\_ NCAA Division I  
 Conference \_\_\_\_\_ Southeastern (SEC)  
 Chancellor \_\_\_\_\_ Dr. Joseph E. Steinmetz  
 Vice Chancellor/Director of Athletics \_\_\_\_\_ Hunter Yurachek  
 Faculty Athletic Representative \_\_\_\_\_ Gerald Jordan  
 University Website \_\_\_\_\_ www.uark.edu  
 Athletics Website \_\_\_\_\_ ArkansasRazorbacks.com

**COMMUNICATIONS**

Asst AD for Communications \_\_\_\_\_ Kyle Parkinson  
 Associate Director \_\_\_\_\_ David Beall  
 Associate Director \_\_\_\_\_ Jeri Thorpe  
 Assistant Director \_\_\_\_\_ Brandon Langlois  
 Assistant Director (SB Contact) \_\_\_\_\_ Zach Lawson  
 Email \_\_\_\_\_ zlawson@uark.edu  
 Office# \_\_\_\_\_ 479-575-7089  
 Cell# \_\_\_\_\_ 479-595-2358  
 Assistant Director \_\_\_\_\_ Jeff Smith  
 Assistant Director \_\_\_\_\_ John Thomas  
 Intern \_\_\_\_\_ Brent Hull  
 Intern \_\_\_\_\_ Devan Lawson  
 Digital Strategist \_\_\_\_\_ Taylor McGillis  
 Graphic Designer \_\_\_\_\_ Trent Daniel  
 Assistant Graphic Designer \_\_\_\_\_ AJ Enloe  
 Secretary \_\_\_\_\_ Mary Lynn Gibson

Mailing Address  
 Razorback Communications  
 PO Box 7777  
 Fayetteville, AR 72702-7777

Overnight Address  
 Razorback Communications  
 1240 W. Leroy Pond Dr.  
 Fayetteville, AR 72701



#	NAME	POSITION	CLASS/EXP	B/T	HEIGHT	HOMETOWN/PREVIOUS
00	Carley Haizlip	OF	Jr./2L	L/R	5-8	Midlothian, Texas/Midlothian
2	A.J. Belans	INF	Sr./1L	R/R	5-5	Hollywood, Fla./FIU
4	Mary Haff	RHP	Fr./HS	R/R	5-10	Winter Haven, Fla./Lake Region HS
6	Tori Cooper	OF	Sr./3L	L/L	5-5	Nederland, Texas/Nederland
7	Sydney Parr	OF	Soph./1L	L/R	5-7	North Little Rock, Ark./North Little Rock
8	Autumn Buczek	INF	Sr./3L	L/R	5-7	Greenbrier, Ark./Greenbrier
9	Autumn Storms	RHP	Soph./1L	R/R	5-10	Temecula, Calif./Great Oak HS
10	Haydi Bugarin	OF	Jr./2L	R/R	5-3	San Antonio, Texas/East Central HS
12	Loren Krzysko	OF	R-Sr./3L	R/R	5-3	Barrington, Ill./Barrington
13	Kayla Green	C	Fr./HS	R/R	5-9	Temecula, Calif./Great Oak HS
16	Keely Edwards	INF	Soph./1L	R/R	5-6	Harrisburg, Ark./Harrisburg
18	Ashley Diaz	INF	Jr./2L	R/R	5-10	South El Monte, Calif./South El Monte
19	Lauren Archuleta	C	R-Jr./2L	R/R	5-8	Rockwall, Texas/Rockwall
20	Macy Brotherton	C	Soph./1L	R/R	5-9	Mena, Ark./Mena
22	Linnie Malkin	INF	Fr./HS	R/R	5-11	Broomfield, Colo./Broomfield
23	Hannah McEwen	OF	Fr./HS	L/R	5-7	San Diego, Calif./Patrick Henry HS
24	Nicole Duncan	C	Fr./HS	R/R	5-7	Centralia, Mo./Centralia
28	Sydney Benz	INF	Jr./1L	R/R	5-5	Carol Stream, Ill./Louisville
31	Caroline Hedgcock	LHP	Soph./1L	L/L	5-8	Downers Grove, Ill./South HS
32	Allison Stewart	RHP	R-Jr./2L	R/R	5-11	Olathe, Kan./East HS
33	Jada Dotson	OF	Fr./HS	R/R	5-6	White House, Tenn./Ensworth HS
34	Madelyn Brotherton	UTL	Soph./1L	R/R	5-9	Mena, Ark./Mena
55	Katie Warrick	INF/RHP	Jr./1L	R/R	6-0	Chapel Hill, Tenn./UT Martin
66	Aly Manzo	INF	Soph./1L	R/R	5-7	Roseville, Calif./Roseville

**COACHING/SUPPORT STAFF**

Head Coach \_\_\_\_\_ Courtney Deifel (Third Season)  
 Assistant Coach \_\_\_\_\_ Yolanda McRae (Third Season)  
 Assistant Coach \_\_\_\_\_ Matt Meuchel (Second Season)  
 Volunteer Assistant \_\_\_\_\_ Jordan McElroy (Third Season)  
 Director of Operations \_\_\_\_\_ Paige Williams (Third Season)



**PRONUNCIATION GUIDE**

Carley Haizlip ..... HAZE-lip  
 A.J. Belans ..... buh-LANS  
 Autumn Buczek ..... Bue-sick  
 Haydi Bugarin ..... HY-dee BOO-gair-in  
 Loren Krzysko ..... Crisco  
 Linnie Malkin ..... Mall-kin  
 Courtney Deifel ..... DIE-ful  
 Matt Meuchel ..... Michael

**MILESTONE WATCH**

**Autumn Buczek | SR | INF**

Looking for: 100 runs (ARK #7)  
Looking for: 184 hits (ARK #10)

Current total: 99  
Current total: 173

Needs: 1  
Needs: 11

**Tori Cooper | SR | OF**

Looking for: 20 home runs (ARK #10)  
Looking for: 124 hits (ARK #25)

Current total: 17  
Current total: 112

Needs: 3  
Needs: 12

**Ashley Diaz | JR | INF**

Looking for: 22 home runs (ARK #6)  
Looking for: 97 RBI (ARK #10)  
Looking for: 150 hits (career)

Current total: 21  
Current total: 90  
Current total: 137

Needs: 1  
Needs: 7  
Needs: 13

**Autumn Storms | SO | RHP**

Looking for: 31 wins (ARK #8)  
Looking for: 200 strikeouts (career)

Current total: 28  
Current total: 196

Needs: 3  
Needs: 4

**Career Multi-Hit Games...**

Autumn Buczek (43), Ashley Diaz (38), Tori Cooper (24), A.J. Belans (15), Hannah McEwen (14), Loren Krzysko (12), Haydi Bugarin (9), Katie Warrick (8), Kayla Green (7), Lauren Archuleta (6), Aly Manzo (4), Sydney Parr (4), Linnie Malkin (3)

**Career Multi-RBI Games...**

Ashley Diaz (25), Tori Cooper (15), A.J. Belans (14), Hannah McEwen (9), Loren Krzysko (8), Lauren Archuleta (7), Autumn Buczek (7), Katie Warrick (7), Haydi Bugarin (5), Kayla Green (5), Linnie Malkin (1), Aly Manzo (1), Sydney Parr (1)

**ONE THROUGH NINE**

Arkansas is fourth in the SEC and tied for 22nd nationally with 47 home runs. With Hannah McEwen's two-HR outing at Saint Louis (April 10), the team has now hit a home run from each spot in the lineup.

**ONE-HIT WONDER**

Freshman Mary Haff posted her fifth and sixth one-hitters of the year with wins at No. 12 South Carolina (April 7) and Saint Louis (April 10). Against the Billikens, she had a career-high 13 strikeouts. Haff is second in the SEC and 20th nationally with 194 strikeouts.

**IT'S A SWEEP**

The Razorbacks' sweep of No. 20 Mississippi State was the program's first in SEC play since 2013 and their first ever against a ranked opponent in a three-game series. It was also the first series win against the Bulldogs since 2010.

**STORMS NAMED PITCHER OF THE WEEK**

After a 2-0 week with a 0.00 ERA against Mississippi State including a complete-game shutout in game two to clinch the series, sophomore Autumn Storms was named SEC Pitcher of the Week. She is the sixth Pitcher of the Week in program history and first since the 2009 season.

**13 PITCHES LATER...**

On the 13th pitch of her at-bat against Mississippi State's Cassidy Knudsen, junior Katie Warrick hit her team-high seventh home run in the sixth inning of an 8-2 win (April 1) at Bogle Park. Warrick fell behind 1-2 and then fouled off five-consecutive pitches before clearing sending the ball over the wall in center field.

**COMEBACK SZN**

Arkansas' seven-run fifth against Missouri (March 25) was the program's highest-scoring inning in SEC play since an eight-run inning against South Carolina in 2014. The runs came by way of five hits, three walks and an error.

**WIN NO. 100**

Arkansas' win over Missouri (March 25) doubled as win No. 100 in head coach Courtney Deifel's career. She had 73 of those victories at Arkansas; the first 27 wins of her career came at Maryland (2015).

**BATTLE TESTED, SEC APPROVED**

In the first SEC start of her career and facing the top hitting and scoring team in the nation, freshman Mary Haff limited No. 11 Georgia (March 12) to five hits and an unearned run in eight-plus innings. She also registered nine strikeouts.

**AND THE WINNER IS...**

Hannah McEwen (.500, 3 HR, 16 RBI, 7 R) was named the SEC Co-Player of the Week (March 5), becoming the third freshman in program history to earn the honor.

**TWICE THE FUN**

For a second time this season, Mary Haff (4-0, 0.00 ERA, 40 Ks) was named SEC Freshman of the Week (March 5). She also threw the program's seventh no-hitter and tallied a save.

**NO-NO FOR STORMS**

One night removed from Mary Haff's no-hitter, sophomore Autumn Storms pitched a no-hitter of her own in a win over Central Connecticut State (March 3). She established a career high of nine strikeouts in the triumph.

**18 FOR 18**

Junior Ashley Diaz's home run against Central Connecticut State was the 18th of her career and moved her into a tie for 10th on the program's all-time list. The two-run shot to left field cleared the outer gate at Bogle Park.

**PROGRAM-BEST START**

With its win over Villanova (Feb. 24), Arkansas improved to 9-0 which marked the best start in program history which previously belonged to the 2017 team (8-0).

**ENJOYING THE SUNSHINE STATE**

Hannah McEwen hit .579 (11-for-19) with 10 runs driven in and eight runs scored during the Madeira Beach Invitational. Six of 11 hits went for extra bases including two home runs. McEwen had at least two hits in each game and raised her batting average more than 200 points.

**NICE START, MARY**

Behind a 3-0 start to her career and 31 strikeouts in 18.1 innings of work, Mary Haff was named the SEC Freshman of the Week (Feb. 19). She also tallied a save and held hitters to a .095 batting average in four appearances during the Mary Nutter Collegiate Classic.

**WHAT HAPPENS WHEN...**

OVERALL	34-11
SEC	9-9
HOME	21-2
AWAY	4-8
NEUTRAL	9-1
VS RANKED OPPONENTS	8-8

**GAME LENGTH**

FIVE INNINGS	4-2
SIX INNINGS	3-0
SEVEN INNINGS	26-8
EXTRA INNINGS	1-1

**SITUATION**

DAY GAME (BEFORE 6PM)	28-6
NIGHT GAME (6PM OR LATER)	6-5
ARKANSAS SCORES FIRST	30-4
OPPONENT SCORES FIRST	4-7
ARKANSAS SCORES IN FIRST INN.	13-3
OPPONENT SCORES IN FIRST INN.	2-1
VS RHP	32-9
VS LHP	2-2
ONE-RUN GAME	6-6
TWO-RUN GAME	5-1
5+ RUN GAME	15-2
LEADING AFTER SIX INNINGS	23-1
TRAILING AFTER SIX INNINGS	0-7
TIED AFTER SIX INNINGS	4-1

**STATISTICS**

SCORES 0-2 RUNS	2-8
SCORES 3-5 RUNS	12-3
SCORES 6-9 RUNS	15-0
SCORES 10+ RUNS	5-0
OPP. SCORES 0-2 RUNS	24-3
OPP. SCORES 3-5 RUNS	8-3
OPP. SCORES 6-9 RUNS	2-4
OPP. SCORES 10+ RUNS	0-1
MORE HITS THAN OPPONENT	26-4
FEWER HITS THAN OPPONENT	2-6
HITS ARE TIED	6-1
MADE NO ERRORS	9-3
MADE ONE ERROR	17-6
MADE 2+ ERRORS	8-2

**BY DAY**

SUNDAY	9-2
MONDAY	1-2
TUESDAY	4-0
WEDNESDAY	1-1
THURSDAY	0-0
FRIDAY	8-3
SATURDAY	11-3

**BY MONTH**

FEBRUARY	10-1
MARCH	17-5
APRIL	7-5
MAY	0-0



**SEC STANDINGS/SCHEDULE**  
(as of April 25)

Team	SEC	Overall	Streak
#5 Florida	15-3	42-7	W8
#6 Georgia	13-5	40-7	W1
#14 South Carolina	11-7	38-11	W4
#6 Tennessee	10-8	40-9	L1
#11 Texas A&M	10-8	37-12	W1
#12 Auburn	11-9	38-11	W1
#13 LSU	9-8	36-11	W1
<b>#16 ARKANSAS</b>	<b>9-9</b>	<b>34-11</b>	<b>L1</b>
#18 Alabama	8-10	28-15	W1
#23 Mississippi State	6-12	34-15	W1
Missouri	6-14	26-24	W2
#20 Kentucky	5-12	28-15	L1
Ole Miss	5-13	28-18	W7

(Ranking in USA Today/NFCA Top 25 poll)



**2018 SEC TOURNAMENT**  
May 9-12 | Columbia, Missouri

**HOME ATTENDANCE TOP 10**

**OVERALL**

#	Draw	Opponent	Date
1	2,756	Missouri	3-24-2018
2	2,023	Georgia	5-6-2017
3	1,544	#14 Tennessee	3-18-2017
4	1,531	#9 Oklahoma	4-20-2016
5	1,276	#5 Texas A&M	4-15-2017
6	1,262	#12 LSU	4-30-2016
7	1,248	Missouri	3-23-2018
8	1,234	#4 Alabama	5-2-2015
9	1,228	Georgia	5-5-2017
10	1,167*	Kentucky	5-6-2001

\* - at Lady Back Yard

**AT BOGLE PARK (2009- pres.)**

#	Draw	Opponent	Date
1	2,756	Missouri	3-24-2018
2	2,023	Georgia	5-6-2017
3	1,544	#14 Tennessee	3-18-2017
4	1,531	#9 Oklahoma	4-20-2016
5	1,276	#5 Texas A&M	4-15-2017
6	1,262	#12 LSU	4-30-2016
7	1,248	Missouri	3-23-2018
8	1,234	#4 Alabama	5-2-2015
9	1,228	Georgia	5-5-2017
10	1,115	#4 Florida	3-24-2012

**HOME OPENER**

#	Draw	Opponent	Date
1	961	Drake	2-27-2016
2	833*	Oklahoma	2-2-2001
3	715	#19 La.-Lafayette	3-5-2010
4	604	#24 Auburn	3-11-2011
5	518*	Oregon	2-23-2002
6	510	Ball State	2-27-2009
7	505	Nebraska	3-3-2017
8	401	Butler	2-13-2014
9	373	Tennessee State	2-24-2012
10	372	Tulsa	3-10-2015

\* - at Lady Back Yard



As part of their 2018 schedule, the Razorbacks are set to play 25 home games at Bogle Park and will face 12 teams overall that played in last year's NCAA Tournament including five that advanced to the Super Regionals.

**LINNIE SAYS BYE...TWICE**

Freshman Linnie Malkin began her Razorback career with a home run in each of her first two at-bats. Against Grand Canyon, she opened the scoring with a two-run blast in the second and followed with a solo shot in the fourth frame.

**WHO'S BACK?**

The Razorbacks return three players-Belans, Buczek and Diaz-that started all 55 games in 2017. Overall, Arkansas welcomes back 18 letterwinners. Belans was named to the All-SEC Second Team while sophomore Autumn Storms was an All-SEC and All-South Region performer.

**WHAT LIES AHEAD**

Arkansas is set to face 11 teams ranked or receiving votes in the preseason NFCA poll including five (Alabama, Auburn, LSU, Ole Miss and Utah) that played in a Super Regional last season. The Razorbacks will also see eight players named to the USA Softball Top 50 Preseason Watch List.

**THINGS ARE LOOKING UP**

The Razorbacks' 31-24 record in 2017 marked a 14-win improvement from the previous year, the largest increase among teams in a Power 5 conference. It also marked the program's first 30-win campaign since 2013.

**STARTING POINT**

In the SEC preseason coaches' poll, Arkansas was picked to finish 10th in the league; the team had been picked 13th in the previous two seasons. The Razorbacks also start the year receiving votes in the NFCA and USA Softball polls.

**BACK IN (POSTSEASON) PLAY**

Arkansas snapped a three-year postseason absence with trips to the SEC and NCAA Tournament. For the sixth time in seven NCAA appearances, the Razorbacks were part of the Norman Regional and lost to eventual national champion Oklahoma in an elimination game.

**TOP-25 RECRUITING CLASS**

Featuring a pair of top-50 signees, Arkansas' most recent recruiting class was ranked No. 22 by FloSoftball. The new Razorbacks are Larissa Cesena (Riverside, Calif.), Taylor Greene (Milton, Ga.), Maggie Hicks (East End, Ark.), Megan Robertson (Milton, Fla.) and Sam Torres (Temecula, Calif.).

Individually, Greene and Cesena are ranked No. 37 and 48, respectively.dd



Courtney Deifel became the fourth head coach in program history when she was hired June 11, 2015. In two seasons at Arkansas, she has orchestrated the Razorbacks' return to postseason play, capping the 2017 campaign by earning a spot in the SEC Tournament and selection to the NCAA Tournament.

In her second season in Fayetteville, Deifel guided Arkansas to a 31-24 record which marked a 14-win improvement from the previous season, marking the largest increase in the country among Power 5 programs. The Razorbacks also tallied seven wins in SEC play, equaling the combined total from the previous three seasons. In recognition of the team's performance, Deifel was named the 2017 D1SoftballNews Coach of the Year.

From year one to two under Deifel, Arkansas' pitching staff lowered its combined ERA by more than four runs (6.98 to 2.82) and added more than 20 points to its batting average (.260 to .284). The Razorbacks also led the SEC and tied for 17th in the NCAA with 59 home runs. During the year, Arkansas earned its first national ranking since 2013 when it was slotted at No. 24 in the March 7 release ESPN/USA Softball poll.

Individually, Deifel saw two Razorbacks earn NFCA All-South Region accolades with Nicole Schroeder and Autumn Storms earning second-team and third-team honors, respectively. Storms was also named to the SEC All-Freshman Team while A.J. Belans was voted to the All-SEC Second Team. Schroeder went on to be drafted by the Akron Racers as the program's second NPF selection.

Deifel's first win over a ranked team at Arkansas came during the 2016 season when the Razorbacks knocked off No. 23 Nebraska, 11-10, during the Easton Tournament in Fullerton, Calif.; the team added five ranked wins in 2017. The 2016 campaign also saw newcomer Ashley Diaz make an immediate impact as a member of the NFCA All-South Region Second Team. She also appeared on the NFCA National Freshman of the Year Top 25 Watch List.

During her playing and coaching careers prior to coming to Arkansas, Deifel advanced to 11 NCAA Tournaments including a four-year run to the Women's College World Series (WCWS) as an All-American catcher at California that was highlighted by winning the 2002 national title.

The Bears also finished second (2003), fifth (2001) and seventh (2000) at the WCWS over her four-year run. Her postseason successes also featured a pair of Super Regionals as a graduate assistant at Oklahoma and five NCAA Regionals as an assistant at Maryland and Louisville.

As a first-year head coach, Deifel ushered in a culture of change for Maryland in 2015. Along with the program's 16-game improvement from the previous season, the Terrapins' offense show tremendous growth. Maryland finished 27th in the NCAA with 6.28 runs per game be-

**DEIFEL YEAR-BY-YEAR**

Year	School	Overall	Conf.	Postseason
2015	Maryland	27-27	9-14	--
2016	Arkansas	17-39	1-23	--
2017	Arkansas	31-24	7-17	NCAA Regional
2018	Arkansas	34-11	9-9	--
<b>4 seasons</b>		<b>109-101</b>	<b>26-63</b>	<b>1 appearance</b>

At Arkansas (2016-pres.): 82-74 (.529)  
At Maryland (2015): 27-27 (.500)

hind 339 runs scored, up more than 150 runs from 2014. Deifel also led her team to a .309 batting average, a 40-point jump from 2014 which also ranked 57th in the NCAA.

Individually, Deifel guided three players to all-conference accolades and a pair of NFCA all-region honors. Lindsey Schmeister was an All-Big Ten first team performer while Shannon Bustillos and Erin Pronobis landed on the All-Big Ten second team. Probonis and Corey Schwartz were also named to the NFCA All-Midwest Region Third Team. Under Deifel's watch, the trio helped Maryland to single-season school records in doubles, home runs, RBI and walks.

Prior to taking the head job at Maryland, Deifel spent four seasons as an assistant coach at Louisville in which she helped the Cardinals to four NCAA appearances, the 2014 American Athletic Conference Tournament title and an overall record of 176-60 (.746). Louisville averaged 44 wins in that time with a program-record 55 wins in 2012. Her student-athletes at Louisville racked up four NFCA All-America certificates and 29 all-conference selections.

Deifel played in 285 games in her career at California, missing just three games behind the plate over her four years. As a four-year starter behind the plate, she was a 2003 All-American, two-time All-Pac 10 selection and caught seven no-hitters. She is still the program's career leader with 1,969 putouts.

Aside from her accomplishments in collegiate softball, Deifel had a successful professional career following her days at Cal. In 2004, she helped the NY/NJ Juggernaut to the National Professional Fastpitch (NPF) league title. Deifel also spent three years with LeoPalac21 in Japan that resulted in a runner-up showing and a pair of third-place finishes.

Deifel and husband Joe are the parents to two sons, Trip and Walt. The family resides in Fayetteville.

**2018 TEAM HIGHS**

At bats	40	at #11 Auburn (4/21)
Runs scored	15	vs Marist (2/23)
Hits	14	vs Manhattan (2/23)
RBI	14	vs Marist (2/23)
Doubles	4	Northern Colorado (3/2)
Triples	1	10 times
Home runs	4	Missouri State (2/28)
Walks	9	vs Marist (2/23)
	9	#20 Mississippi State (4/1)
Strikeouts	11	at #11 Georgia (3/12)
Sac hits	2	C. Connecticut State (3/4)
Sac flies	2	UT Arlington (3/20)
	2	at Saint Louis (4/10)
Stolen bases	4	vs Manhattan (2/23)
Hit by pitch	2	vs Grand Canyon (2/17)
Runners LOB	14	vs Manhattan (2/23)
Hit into DP	2	vs Manhattan (2/23)
	2	C. Connecticut State (3/4)
Putouts	30	at #11 Auburn (4/21)
Assists	13	vs Manhattan (2/23)
	13	#15 Alabama (4/13)
Errors	3	vs Grand Canyon (2/17)
	3	C. Connecticut State (3/4)
	3	#20 Mississippi State (4/1)
Passed balls	3	UT Arlington (3/20)
DPs turned	1	Eight times
Innings	10.0	at #11 Auburn (4/21)
Runs allowed	11	at #11 Auburn (4/20)
Earned allowed	10	at #11 Auburn (4/20)
Walks allowed	6	at #11 Auburn (4/20)
Strikeouts	15	vs Fordham (2/19)
Hits allowed	10	at #11 Georgia (3/10)
	10	vs Iowa State (3/16)
	10	Missouri (3/25)
Doubles allowed	3	Dartmouth (3/2)
	3	at #11 Auburn (4/20)
Triples allowed	1	at #11 Auburn (4/21)
HRs allowed	3	at #11 Georgia (3/10)
Wild pitches	1	10 times
Hit batters	4	vs McNeese (2/25)

**2018 AWARDS & HONORS**

**Mary Haff**

- SEC Freshman of the Week (Feb. 19)
- SEC Freshman of the Week (March 5)
- SEC Co-Freshman of the Week (April 17)
- NFCA/Schutt Sports Freshman of the Year Top 25

**Hannah McEwen**

- SEC Co-Player of the Week (March 5)

**Autumn Storms**

- College Sports Madness SEC Player of the Week (April 2)
- SEC Pitcher of the Week (April 3)





Season Statistics (Overall)

Record: 34-11 Home: 21-2 Away: 4-8 Neutral: 9-1 SEC: 9-9

Player	avg	gp-gs	ab	r	h	2b	3b	hr	rbi	tb	slg%	bb	hp	so	gdp	ob%	sf	sh	sb-att	po	a	e	fld%	
Hannah McEwen	.350	45-45	143	36	50	7	1	8	44	83	.580	17	3	11	0	.422	3	0	0-0	32	1	2	.943	
Autumn Buczek	.327	45-45	156	27	51	5	4	0	13	64	.410	12	0	15	0	.375	0	0	7-8	42	100	12	.922	
Ashley Diaz	.310	44-43	126	16	39	5	0	6	28	62	.492	12	0	12	3	.364	2	1	0-0	235	4	3	.988	
Haydi Bugarin	.284	42-42	102	21	29	5	2	4	17	50	.490	10	1	16	1	.348	2	0	2-3	67	54	11	.917	
A.J. Belans	.242	35-34	95	10	23	2	0	3	14	34	.358	11	0	8	1	.321	0	1	0-0	30	48	8	.907	
Kayla Green	.238	44-44	122	18	29	9	1	6	24	58	.475	9	5	20	1	.309	3	1	0-0	313	25	3	.991	
Loren Krzysko	.231	45-45	121	19	28	5	0	6	21	51	.421	18	2	19	1	.336	2	1	0-0	45	0	1	.978	
Tori Cooper	.229	35-34	96	18	22	4	0	3	14	35	.365	12	1	13	0	.315	2	0	1-1	30	1	1	.969	
-----																								
Carley Haizlip	1.000	26-0	1	10	1	0	0	0	0	1	1.000	1	0	0	0	1.000	0	0	0-0	0	0	0	.000	
Katie Warrick	.322	31-27	87	11	28	6	0	7	18	55	.632	9	0	7	1	.381	1	0	0-0	44	2	2	.958	
Linnie Malkin	.293	21-14	41	8	12	2	0	3	8	23	.561	10	0	11	0	.431	0	0	0-0	3	0	0	1.000	
Aly Manzo	.278	27-16	54	7	15	3	1	1	7	23	.426	7	1	3	0	.371	0	2	1-1	9	19	0	1.000	
Sydney Parr	.275	35-15	40	13	11	1	1	0	5	14	.350	5	0	4	0	.348	1	0	4-4	29	2	0	1.000	
Caroline Hedgcock	.250	6-1	4	0	1	0	0	0	0	1	.250	0	0	2	0	.250	0	0	0-0	0	2	0	1.000	
Lauren Archuleta	.000	4-1	3	0	0	0	0	0	0	0	.000	0	0	0	0	.000	0	1	0-0	8	2	0	1.000	
Sydney Benz	.000	4-0	2	1	0	0	0	0	0	0	.000	0	0	1	0	.000	0	0	0-0	0	0	0	.000	
Jada Dotson	.000	11-0	1	4	0	0	0	0	0	0	.000	0	0	0	0	.000	0	0	1-1	0	0	0	.000	
Nicole Duncan	.000	5-0	1	1	0	0	0	0	0	0	.000	0	0	0	0	.000	0	0	0-0	1	0	0	1.000	
Keely Edwards	.000	37-0	0	16	0	0	0	0	0	0	.000	0	0	0	0	.000	0	0	0-0	0	0	0	.000	
Macy Brotherton	.000	1-0	0	0	0	0	0	0	0	0	.000	1	0	0	0	1.000	0	0	0-0	0	0	0	.000	
Mary Haff	.000	1-1	0	0	0	0	0	0	0	0	.000	1	0	0	0	1.000	0	0	0-0	3	25	3	.903	
Autumn Storms	.000	1-1	0	0	0	0	0	0	0	0	.000	0	0	0	0	.000	0	0	0-0	0	34	0	1.000	
Totals	.284	45	1195	236	339	54	10	47	213	554	.464	135	13	142	8	.358	16	7	16-18	891	319	46	.963	
Opponents	.204	45	1123	113	229	27	1	25	102	333	.297	59	25	306	6	.259	2	11	15-27	841	341	65	.948	

LOB - Team (289), Opp (217). DPs turned - Team (8), Opp (14). CI - Team (1), Green 1.

(All games Sorted by Earned run avg)

Player	era	w-l	app	gs	cg	sho	sv	ip	h	r	er	bb	so	2b	3b	hr	b/avg	wp	hp	bk	sfa	sha
Mary Haff	1.37	21-4	32	24	14	8/1	2	153.0	76	36	30	24	194	10	1	13	.142	4	12	0	0	6
Autumn Storms	2.08	12-7	28	20	6	3/1	2	124.1	117	49	37	25	100	11	0	7	.237	5	13	0	1	4
-----																						
Katie Warrick	3.50	0-0	4	0	0	0/0	0	6.0	9	5	3	2	2	1	0	2	.346	0	0	0	0	0
Caroline Hedgcock	9.73	1-0	9	1	0	0/0	1	13.2	27	23	19	8	10	5	0	3	.391	1	0	0	1	1
Totals	2.10	34-11	45	45	20	12/1	5	297.0	229	113	89	59	306	27	1	25	.204	10	25	0	2	11
Opponents	4.64	11-34	45	45	17	4/0	1	280.1	339	236	186	135	142	54	10	47	.284	24	13	0	16	7

PB - Team (11), Green 9, Duncan 2, Opp (6). Pickoffs - Team (1), Archuleta 1. SBA/ATT - Green (15-27), Storms (9-14), Haff (3-10), Hedgcock (3-3).

Season Statistics (Conference)

Record: 9-9 Home: 7-2 Away: 2-7 SEC: 9-9

Player	avg	gp-gs	ab	r	h	2b	3b	hr	rbi	tb	slg%	bb	hp	so	gdp	ob%	sf	sh	sb-att	po	a	e	fld%	
A.J. Belans	.289	17-16	45	4	13	2	0	2	10	21	.467	4	0	6	1	.347	0	0	0-0	16	23	3	.929	
Autumn Buczek	.270	18-18	63	5	17	3	1	0	7	22	.349	4	0	8	0	.313	0	0	0-0	22	34	3	.949	
Hannah McEwen	.255	18-18	55	11	14	1	0	0	5	15	.273	10	1	8	0	.373	1	0	0-0	17	0	0	1.000	
Katie Warrick	.250	18-18	52	5	13	4	0	2	10	23	.442	6	0	6	1	.322	1	0	0-0	33	1	2	.944	
Kayla Green	.240	18-18	50	7	12	3	1	2	10	23	.460	7	1	9	0	.339	1	0	0-0	102	9	2	.982	
Tori Cooper	.229	17-16	48	7	11	2	0	1	3	16	.333	4	0	9	0	.283	1	0	0-0	17	1	1	.947	
Ashley Diaz	.200	17-16	50	1	10	2	0	0	6	12	.240	2	0	9	2	.226	1	1	0-0	79	1	0	1.000	
Loren Krzysko	.170	18-18	47	3	8	2	0	1	3	13	.277	6	1	7	0	.273	1	0	0-0	27	0	0	1.000	
-----																								
Haydi Bugarin	.257	16-16	35	7	9	3	1	0	1	14	.400	6	0	9	1	.366	0	0	0-0	28	24	6	.897	
Aly Manzo	.167	10-4	12	0	2	0	0	0	1	2	.167	3	1	1	0	.375	0	2	0-0	4	2	0	1.000	
Sydney Parr	.000	12-4	8	5	0	0	0	0	0	0	.000	0	0	2	0	.000	0	0	0-0	15	1	0	1.000	
Linnie Malkin	.000	3-0	3	0	0	0	0	0	0	0	.000	0	0	1	0	.000	0	0	0-0	0	0	0	.000	
Sydney Benz	.000	1-0	1	0	0	0	0	0	0	0	.000	0	0	0	0	.000	0	0	0-0	0	0	0	.000	
Keely Edwards	.000	18-0	0	5	0	0	0	0	0	0	.000	0	0	0	0	.000	0	0	0-0	0	0	0	.000	
Carley Haizlip	.000	9-0	0	1	0	0	0	0	0	0	.000	0	0	0	0	.000	0	0	0-0	0	0	0	.000	
Jada Dotson	.000	1-0	0	1	0	0	0	0	0	0	.000	0	0	0	0	.000	0	0	0-0	0	0	0	.000	
Caroline Hedgcock	.000	1-0	0	0	0	0	0	0	0	0	.000	0	0	0	0	.000	0	0	0-0	0	0	0	.000	
Totals	.232	18	469	62	109	22	3	8	56	161	.343	52	4	75	5	.311	6	3	0-0	362	121	18	.964	
Opponents	.241	18	477	63	115	13	1	15	61	175	.367	25	10	96	2	.292	2	4	11-15	361	164	17	.969	

LOB - Team (111), Opp (94). DPs turned - Team (3), Opp (7). CI - Team (1), Green 1.

(SEC games only Sorted by Earned run avg)

Player	era	w-l	app	gs	cg	sho	sv	ip	h	r	er	bb	so	2b	3b	hr	b/avg	wp	hp	bk	sfa	sha
Mary Haff	2.48	7-3	14	10	6	2/0	0	65.0	45	24	23	11	63	6	1	9	.188	1	5	0	0	2
Autumn Storms	3.43	2-6	11	8	2	1/0	0	49.0	59	29	24	10	26	5	0	5	.286	3	5	0	1	2
-----																						
Katie Warrick	0.00	0-0	1	0	0	0/0	0	0.2	2	0	0	0	1	0	0	0	.500	0	0	0	0	0
Caroline Hedgcock	10.50	0-0	3	0	0	0/0	0	6.0	9	10	9	4	6	2	0	1	.333	0	0	0	1	0
Totals	3.25	9-9	18	18	8	3/0	0	120.2	115	63	56	25	96	13	1	15	.241	4	10	0	2	4
Opponents	2.79	9-9	18	18	8	3/0	1	120.1	109	62	48	52	75	22	3	8	.232	9	4	0	6	3

PB - Team (1), Green 1. SBA/ATT - Green (11-15), Storms (7-9), Hedgcock (3-3), Haff (1-3).



2018 Home Run Tracker

#	Date	Player	Opponent	Site	# of Runs	Inning	Lineup Spot	Game Result
1	2-17-18	Linnie Malkin	Grand Canyon	Cathedral City, Calif.	2	2nd	8	W, 6-2
2!	2-17-18	Linnie Malkin	Grand Canyon	Cathedral City, Calif.	1	4th	8	W, 6-2
3!	2-17-18	Haydi Bugarin	Grand Canyon	Cathedral City, Calif.	1	4th	9	W, 6-2
4	2-17-18	Loren Krzysko	#21 Utah	Cathedral City, Calif.	1	1st	3	W, 4-2
5	2-18-18	A.J. Belans	Loyola Marymount	Cathedral City, Calif.	1	4th	4	W, 6-5
6	2-19-18	Kayla Green	Fordham	Cathedral City, Calif.	1	2nd	6	W, 4-2
7	2-19-18	Ashley Diaz	Fordham	Cathedral City, Calif.	1	6th	8	W, 4-2
8	2-23-18	Hannah McEwen	Marist	Madeira Beach, Fla.	4	4th	2	W, 15-3 (6)
9	2-23-18	Haydi Bugarin	Manhattan	Madeira Beach, Fla.	2	4th	9	W, 9-1 (6)
10	2-24-18	Kayla Green	Delaware	Madeira Beach, Fla.	2	1st	5	W, 10-1 (5)
11	2-24-18	Hannah McEwen	Delaware	Madeira Beach, Fla.	2	1st	2	W, 10-1 (5)
12	2-24-18	Linnie Malkin	Delaware	Madeira Beach, Fla.	1	2nd	6	W, 10-1 (5)
13	2-24-18	Loren Krzysko	Villanova	Madeira Beach, Fla.	3	3rd	3	W, 9-0 (5)
14	2-24-18	Kayla Green	Villanova	Madeira Beach, Fla.	1	4th	5	W, 9-0 (5)
15	2-25-18	Ashley Diaz	McNeese	Madeira Beach, Fla.	2	2nd	7	L, 5-6
16!	2-28-18	Loren Krzysko	Missouri State	Fayetteville, Ark.	1	2nd	7	W, 9-0 (5)
17!	2-28-18	Tori Cooper	Missouri State	Fayetteville, Ark.	1	2nd	8	W, 9-0 (5)
18	2-28-18	Hannah McEwen	Missouri State	Fayetteville, Ark.	4	4th	2	W, 9-0 (5)
19	2-28-18	Haydi Bugarin	Missouri State	Fayetteville, Ark.	3	5th	9	W, 9-0 (5)
20	3-2-18	Hannah McEwen	Northern Colorado	Fayetteville, Ark.	2	1st	2	W, 9-0 (6)
21	3-2-18	Kayla Green	Northern Colorado	Fayetteville, Ark.	3	3rd	4	W, 9-0 (6)
22	3-3-18	Hannah McEwen	Dartmouth	Fayetteville, Ark.	1	1st	2	W, 2-1
23	3-3-18	Loren Krzysko	C. Connecticut State	Fayetteville, Ark.	2	3rd	7	W, 7-0
24	3-4-18	Haydi Bugarin	C. Connecticut State	Fayetteville, Ark.	1	3rd	8	W, 6-5
25	3-4-18	Ashley Diaz	C. Connecticut State	Fayetteville, Ark.	2	5th	4	W, 6-5
26	3-12-18	Katie Warrick	at #11 Georgia	Athens, Ga.	2	6th	6	L, 4-5
27	3-16-18	Katie Warrick	Iowa State	Fayetteville, Ark.	2	3rd	4	W, 8-3
28	3-16-18	Katie Warrick	Iowa State	Fayetteville, Ark.	1	5th	4	W, 8-3
29	3-16-18	Hannah McEwen	Iowa State	Fayetteville, Ark.	3	6th	2	W, 8-3
30	3-16-18	Ashley Diaz	Saint Francis (Pa.)	Fayetteville, Ark.	3	3rd	3	W, 8-3
31	3-17-18	Katie Warrick	Saint Francis (Pa.)	Fayetteville, Ark.	1	2nd	4	W, 4-3
32	3-17-18	Ashley Diaz	Saint Francis (Pa.)	Fayetteville, Ark.	2	3rd	3	W, 4-3
33	3-18-18	Loren Krzysko	Omaha	Fayetteville, Ark.	4	1st	6	W, 4-0
34	3-20-18	Ashley Diaz	UT Arlington	Fayetteville, Ark.	2	1st	3	W, 6-0
35	3-20-18	Aly Manzo	UT Arlington	Fayetteville, Ark.	1	5th	5	W, 6-0
36	3-20-18	Katie Warrick	UT Arlington	Fayetteville, Ark.	1	6th	4	W, 6-0
37	3-20-18	Katie Warrick	UT Arlington	Fayetteville, Ark.	2	6th	4	W, 10-3
38	3-25-18	Tori Cooper	Missouri	Fayetteville, Ark.	1	3rd	8	W, 10-7
39	3-25-18	Kayla Green	Missouri	Fayetteville, Ark.	3	5th	6	W, 10-7
40	3-31-18	A.J. Belans	#20 Mississippi State	Fayetteville, Ark.	3	4th	8	W, 6-0
41	4-1-18	Katie Warrick	#20 Mississippi State	Fayetteville, Ark.	2	6th	4	W, 8-2
42	4-10-18	Tori Cooper	Saint Louis	St. Louis, Mo.	2	5th	4	W, 7-0
43	4-10-18	Hannah McEwen	Saint Louis	St. Louis, Mo.	1	4th	1	W, 5-0
44	4-10-18	Hannah McEwen	Saint Louis	St. Louis, Mo.	3	6th	1	W, 5-0
45	4-13-18	Kayla Green	#15 Alabama	Fayetteville, Ark.	3	7th	5	L, 5-6
46	4-21-18	A.J. Belans	#11 Auburn	Auburn, Ala.	2	10th	7	W, 4-2
47	4-21-18	Loren Krzysko	#11 Auburn	Auburn, Ala.	1	2nd	8	L, 2-4

! - back-to-back | \* - pinch hitter



Game by Game Starters | by Position

DATE	OPPONENT	SP	C	1B	2B	3B	SS	LF	CF	RF	DP
Fri, Feb. 9	vs Kennesaw State										
Fri, Feb. 9	vs Nicholls										
Sat, Feb. 10	vs Nicholls										
Sat, Feb. 10	at Southeastern Louisiana										
Sat, Feb. 17	vs Grand Canyon	Haff	Green	Diaz	Bugarin	Buczek	Belans	Cooper	Krzysko	McEwen	Malkin
Sat, Feb. 17	vs #21 Utah	Storms	Green	Diaz	Bugarin	Buczek	Belans	Cooper	Krzysko	McEwen	Malkin
Sun, Feb. 18	vs Weber State	Storms	Green	Diaz	Bugarin	Buczek	Belans	Cooper	Krzysko	McEwen	Malkin
Sun, Feb. 18	vs Loyola Marymount	Hedgcock	Green	Diaz	Bugarin	Buczek	Belans	Parr	Krzysko	McEwen	Cooper
Mon, Feb. 19	vs Fordham	Haff	Green	Diaz	Manzo	Buczek	Belans	Cooper	Krzysko	McEwen	Bugarin
Fri, Feb. 23	vs Marist	Haff	Green	Diaz	Manzo	Bugarin	Buczek	Cooper	Krzysko	McEwen	Malkin
Fri, Feb. 23	vs Manhattan	Storms	Green	Diaz	Bugarin	Manzo	Buczek	Cooper	Krzysko	McEwen	Malkin
Sat, Feb. 24	vs Delaware	Storms	Green	Diaz	Bugarin	Buczek	Belans	Cooper	Krzysko	McEwen	Malkin
Sat, Feb. 24	vs Villanova	Haff	Green	Diaz	Bugarin	Buczek	Belans	Parr	Krzysko	McEwen	Malkin
Sun, Feb. 25	vs McNeese	Storms	Green	Diaz	Bugarin	Buczek	Belans	Parr	Krzysko	McEwen	Malkin
Wed, Feb. 28	Missouri State	Haff	Green	Diaz	Bugarin	Buczek	Belans	Cooper	Krzysko	McEwen	Malkin
Fri, March 2	Dartmouth	Storms	Green	Diaz	Bugarin	Buczek	Belans	Cooper	Krzysko	McEwen	Malkin
Fri, March 2	Northern Colorado	Haff	Green	Diaz	Bugarin	Buczek	Belans	Cooper	Krzysko	McEwen	Malkin
Sat, March 3	Dartmouth	Haff	Green	Diaz	Bugarin	Buczek	Belans	Cooper	Krzysko	McEwen	Malkin
Sat, March 3	Central Connecticut State	Storms	Green	Diaz	Bugarin	Buczek	Belans	Cooper	Krzysko	McEwen	Malkin
Sun, March 4	Northern Colorado	Haff	Green	Diaz	Bugarin	Buczek	Belans	Cooper	Krzysko	McEwen	Malkin
Sun, March 4	Central Connecticut State	Storms	Green	Diaz	Bugarin	Buczek	Belans	Parr	Krzysko	McEwen	Cooper
Tues, March 6	at Wichita State (Game 1)	Haff	Archuleta	Diaz	Bugarin	Buczek	Belans	Cooper	Krzysko	McEwen	Manzo
Tues, March 6	at Wichita State (Game 2)										
Sat, March 10	at #11 Georgia	Storms	Green	Diaz	Bugarin	Buczek	Belans	Cooper	Krzysko	McEwen	Warrick
Sun, March 11	at #11 Georgia	Haff	Green	Diaz	Bugarin	Buczek	Belans	Cooper	Krzysko	McEwen	Warrick
Mon, March 12	at #11 Georgia	Storms	Green	Diaz	Bugarin	Buczek	Belans	Cooper	Krzysko	McEwen	Warrick
Fri, March 16	Iowa State	Haff	Green	Diaz	Bugarin	Manzo	Buczek	Parr	Krzysko	McEwen	Warrick
Fri, March 16	Saint Francis (Pa.)	Storms	Green	Diaz	Bugarin	Manzo	Buczek	Parr	Krzysko	McEwen	Warrick
Sat, March 17	Omaha	Storms	Green	Diaz	Bugarin	Manzo	Buczek	Parr	Krzysko	McEwen	Warrick
Sat, March 17	Saint Francis (Pa.)	Haff	Green	Diaz	Bugarin	Manzo	Buczek	Parr	Krzysko	McEwen	Warrick
Sun, March 18	Omaha	Haff	Green	Diaz	Bugarin	Manzo	Buczek	Parr	Krzysko	McEwen	Warrick
Tues, March 20	UT Arlington (Game 1)	Haff	Green	Diaz	Bugarin	Manzo	Buczek	Parr	Krzysko	McEwen	Warrick
Tues, March 20	UT Arlington (Game 2)	Storms	Green	Diaz	Bugarin	Manzo	Buczek	Parr	Krzysko	McEwen	Warrick
Fri, March 23	Missouri	Haff	Green	Diaz	Bugarin	Manzo	Buczek	Parr	Krzysko	McEwen	Warrick
Sat, March 24	Missouri	Storms	Green	Diaz	Bugarin	Manzo	Buczek	Parr	Krzysko	McEwen	Warrick
Sun, March 25	Missouri	Haff	Green	Diaz	Bugarin	Buczek	Belans	Cooper	Krzysko	McEwen	Warrick
Fri, March 30	#20 Mississippi State	Haff	Green	Diaz	Bugarin	Buczek	Belans	Cooper	Krzysko	McEwen	Warrick
Sat, March 31	#20 Mississippi State	Storms	Green	Diaz	Bugarin	Buczek	Belans	Cooper	Krzysko	McEwen	Warrick
Sun, April 1	#20 Mississippi State	Haff	Green	Diaz	Bugarin	Buczek	Belans	Cooper	Krzysko	McEwen	Warrick
Fri, April 6	at #12 South Carolina	Storms	Green	Diaz	Bugarin	Buczek	Belans	Cooper	Krzysko	McEwen	Warrick
Sat, April 7	at #12 South Carolina	Haff	Green	Warrick	Manzo	Buczek	Belans	Parr	Krzysko	McEwen	Cooper
Sun, April 8	at #12 South Carolina	Storms	Green	Warrick	Manzo	Buczek	Belans	Parr	Krzysko	McEwen	Cooper
Tues, April 10	at Saint Louis (Game 1)	Haff	Green	Warrick	Manzo	Buczek	Belans	Cooper	Krzysko	McEwen	Diaz
Tues, April 10	at Saint Louis (Game 2)	Storms	Green	Warrick	Bugarin	Buczek	Belans	Cooper	Krzysko	McEwen	Diaz
Fri, April 13	#15 Alabama	Storms	Green	Warrick	Bugarin	Buczek	Belans	Cooper	Krzysko	McEwen	Diaz
Sat, April 14	#15 Alabama	Haff	Green	Warrick	Bugarin	Buczek	Belans	Cooper	Krzysko	McEwen	Diaz
Sun, April 15	#15 Alabama	Haff	Green	Warrick	Bugarin	Buczek	Belans	Cooper	Krzysko	McEwen	Diaz
Fri, April 20	at #11 Auburn	Haff	Green	Warrick	Bugarin	Buczek	Belans	Cooper	Krzysko	McEwen	Diaz
Sat, April 21	at #11 Auburn	Storms	Green	Warrick	Bugarin	Buczek	Belans	Cooper	Krzysko	McEwen	Diaz
Sat, April 21	at #11 Auburn	Haff	Green	Diaz	Bugarin	Buczek	Belans	Cooper	Krzysko	McEwen	Warrick
Sat, April 28	Ole Miss										
Sun, April 29	Ole Miss										
Mon, April 30	Ole Miss										
Fri, May 4	at LSU										
Sat, May 5	at LSU										
Sun, May 6	at LSU										

Game by Game Starters | by Lineup

DATE	OPPONENT	1	2	3	4	5	6	7	8	9	FX
Fri, Feb. 9	vs Kennesaw State										
Fri, Feb. 9	vs Nicholls										
Sat, Feb. 10	vs Nicholls										
Sat, Feb. 10	at Southeastern Louisiana										
Sat, Feb. 17	vs Grand Canyon	Buczek	McEwen	Krzysko	Belans	Cooper	Diaz	Green	Malkin	Bugarin	Haff
Sat, Feb. 17	vs #21 Utah	Buczek	McEwen	Krzysko	Belans	Cooper	Diaz	Green	Malkin	Bugarin	Storms
Sun, Feb. 18	vs Weber State	Buczek	McEwen	Krzysko	Belans	Cooper	Malkin	Green	Diaz	Bugarin	Storms
Sun, Feb. 18	vs Loyola Marymount	Buczek	McEwen	Krzysko	Belans	Cooper	Green	Hedgcock	Diaz	Bugarin	Parr
Mon, Feb. 19	vs Fordham	Buczek	McEwen	Krzysko	Belans	Cooper	Green	Manzo	Diaz	Bugarin	Haff
Fri, Feb. 23	vs Marist	Buczek	McEwen	Krzysko	Cooper	Green	Malkin	Diaz	Manzo	Bugarin	Haff
Fri, Feb. 23	vs Manhattan	Buczek	McEwen	Krzysko	Cooper	Green	Malkin	Manzo	Diaz	Bugarin	Storms
Sat, Feb. 24	vs Delaware	Buczek	McEwen	Krzysko	Belans	Green	Malkin	Cooper	Diaz	Bugarin	Storms
Sat, Feb. 24	vs Villanova	Buczek	McEwen	Krzysko	Belans	Green	Malkin	Diaz	Bugarin	Parr	Haff
Sun, Feb. 25	vs McNeese	Buczek	McEwen	Krzysko	Green	Belans	Malkin	Diaz	Bugarin	Parr	Storms
Wed, Feb. 28	Missouri State	Buczek	McEwen	Malkin	Green	Diaz	Belans	Krzysko	Cooper	Bugarin	Haff
Fri, March 2	Dartmouth	Buczek	McEwen	Malkin	Green	Diaz	Belans	Krzysko	Cooper	Bugarin	Storms
Fri, March 2	Northern Colorado	Buczek	McEwen	Malkin	Green	Diaz	Belans	Krzysko	Cooper	Bugarin	Haff
Sat, March 3	Dartmouth	Buczek	McEwen	Malkin	Green	Diaz	Belans	Krzysko	Cooper	Bugarin	Haff
Sat, March 3	Central Connecticut State	Buczek	McEwen	Malkin	Green	Diaz	Belans	Krzysko	Cooper	Bugarin	Storms
Sun, March 4	Northern Colorado	Buczek	McEwen	Malkin	Green	Diaz	Belans	Krzysko	Cooper	Bugarin	Haff
Sun, March 4	Central Connecticut State	Buczek	McEwen	Krzysko	Diaz	Green	Belans	Cooper	Bugarin	Parr	Storms
Tues, March 6	at Wichita State (Game 1)	Buczek	McEwen	Krzysko	Diaz	Manzo	Belans	Cooper	Archuleta	Bugarin	Haff
Tues, March 6	at Wichita State (Game 2)										
Sat, March 10	at #11 Georgia	Buczek	McEwen	Diaz	Green	Krzysko	Warrick	Cooper	Belans	Bugarin	Storms
Mon, March 12	at #11 Georgia	Buczek	McEwen	Diaz	Green	Krzysko	Warrick	Cooper	Belans	Bugarin	Haff
Mon, March 12	at #11 Georgia	Buczek	McEwen	Diaz	Green	Krzysko	Warrick	Cooper	Belans	Bugarin	Storms
Fri, March 16	Iowa State	Buczek	McEwen	Diaz	Warrick	Manzo	Krzysko	Green	Bugarin	Parr	Haff
Fri, March 16	Saint Francis (Pa.)	Buczek	McEwen	Diaz	Warrick	Manzo	Krzysko	Green	Bugarin	Parr	Storms
Sat, March 17	Omaha	Buczek	McEwen	Diaz	Warrick	Manzo	Krzysko	Green	Bugarin	Parr	Storms
Sat, March 17	Saint Francis (Pa.)	Buczek	McEwen	Diaz	Warrick	Manzo	Krzysko	Green	Bugarin	Parr	Haff
Sun, March 18	Omaha	Buczek	McEwen	Diaz	Warrick	Manzo	Krzysko	Green	Bugarin	Parr	Haff
Tues, March 20	UT Arlington (Game 1)	Buczek	McEwen	Diaz	Warrick	Manzo	Krzysko	Green	Bugarin	Parr	Haff
Tues, March 20	UT Arlington (Game 2)	Buczek	McEwen	Diaz	Warrick	Manzo	Krzysko	Green	Bugarin	Parr	Storms
Fri, March 23	Missouri	Buczek	McEwen	Diaz	Warrick	Manzo	Krzysko	Green	Bugarin	Parr	Haff
Sat, March 24	Missouri	Buczek	McEwen	Diaz	Warrick	Manzo	Krzysko	Green	Bugarin	Parr	Storms
Sun, March 25	Missouri	Buczek	McEwen	Diaz	Warrick	Krzysko	Green	Belans	Cooper	Bugarin	Haff
Fri, March 30	#20 Mississippi State	Buczek	McEwen	Diaz	Warrick	Krzysko	Green	Cooper	Belans	Bugarin	Haff
Sat, March 31	#20 Mississippi State	Buczek	McEwen	Diaz	Warrick	Krzysko	Green	Cooper	Belans	Bugarin	Storms
Sun, April 1	#20 Mississippi State	Buczek	McEwen	Diaz	Warrick	Krzysko	Green	Cooper	Belans	Bugarin	Haff
Fri, April 6	at #12 South Carolina	Buczek	McEwen	Diaz	Warrick	Krzysko	Green	Cooper	Belans	Bugarin	Storms
Sun, April 8	at #12 South Carolina	Buczek	McEwen	Warrick	Cooper	Green	Belans	Manzo	Krzysko	Parr	Haff
Sun, April 8	at #12 South Carolina	Buczek	McEwen	Warrick	Cooper	Green	Belans	Manzo	Krzysko	Parr	Storms
Tues, April 10	at Saint Louis (Game 1)	McEwen	Buczek	Warrick	Cooper	Green	Diaz	Belans	Krzysko	Manzo	Haff
Tues, April 10	at Saint Louis (Game 2)	McEwen	Buczek	Warrick	Cooper	Green	Diaz	Belans	Krzysko	Bugarin	Storms
Fri, April 13	#15 Alabama	McEwen	Buczek	Warrick	Cooper	Green	Diaz	Belans	Krzysko	Bugarin	Storms
Sat, April 14	#15 Alabama	McEwen	Buczek	Warrick	Cooper	Green	Diaz	Belans	Krzysko	Bugarin	Haff
Sun, April 15	#15 Alabama	McEwen	Buczek	Warrick	Cooper	Green	Diaz	Belans	Krzysko	Bugarin	Haff
Fri, April 20	at #11 Auburn	McEwen	Buczek	Warrick	Cooper	Green	Diaz	Belans	Krzysko	Bugarin	Haff
Sat, April 21	at #11 Auburn	McEwen	Buczek	Warrick	Cooper	Green	Diaz	Belans	Krzysko	Bugarin	Storms
Sat, April 21	at #11 Auburn	McEwen	Buczek	Cooper	Diaz	Belans	Warrick	Green	Krzysko	Bugarin	Haff
Sat, April 28	Ole Miss										
Sun, April 29	Ole Miss										
Mon, April 30	Ole Miss										
Fri, May 4	at LSU										
Sat, May 5	at LSU										
Sun, May 6	at LSU										

**#2 A.J. Belans**

Senior | INF | 5-5 | R/R | Hollywood, Fla. (FIU)

Season Highs

Hits \_\_\_\_\_ 3 at #11 Auburn | April 21, 2018  
 RBI \_\_\_\_\_ 3 vs #20 Mississippi State | March 31, 2018  
 Runs \_\_\_\_\_ \*2 vs Dartmouth | March 2, 2018  
 Walks \_\_\_\_\_ 2 vs Grand Canyon | Feb. 17, 2018  
 AB \_\_\_\_\_ 5 at #11 Auburn | April 21, 2018

Career Highs

Hits \_\_\_\_\_ \*3 at #11 Auburn | April 21, 2018  
 RBI \_\_\_\_\_ 4 vs #14 Tennessee | March 17, 2017  
 Runs \_\_\_\_\_ \*2 vs Dartmouth | March 2, 2018  
 Walks \_\_\_\_\_ \*2 vs Grand Canyon | Feb. 17, 2018  
 AB \_\_\_\_\_ 5 at #11 Auburn | April 21, 2018

Year	Avg	GP	GS	AB	R	H	2B	3B	HR	RBI	BB	SO	SB	ATT
2017	.295	55	55	156	20	46	12	0	8	33	16	21	0	0
2018	.242	35	34	95	10	23	2	0	3	14	11	8	0	0
TOTAL	.275	90	89	251	30	69	14	0	11	47	27	29	0	0

**#8 Autumn Buczek**

Senior | INF | 5-7 | L/R | Greenbrier, Ark. (Greenbrier)

Season Highs

Hits \_\_\_\_\_ \*3 vs UT Arlington | March 20, 2018  
 RBI \_\_\_\_\_ \*2 vs Missouri | March 23, 2018  
 Runs \_\_\_\_\_ 3 vs UT Arlington | March 20, 2018  
 Walks \_\_\_\_\_ \*2 vs #15 Alabama | April 13, 2018  
 AB \_\_\_\_\_ \*5 at #11 Auburn | April 21, 2018

Career Highs

Hits \_\_\_\_\_ 4 vs Central Michigan | Feb. 21, 2016  
 RBI \_\_\_\_\_ 4 vs Buffalo | March 4, 2016  
 Runs \_\_\_\_\_ \*3 vs UT Arlington | March 20, 2018  
 Walks \_\_\_\_\_ \*2 vs #15 Alabama | April 13, 2018  
 AB \_\_\_\_\_ \*5 at #11 Auburn | April 21, 2018

Year	Avg	GP	GS	AB	R	H	2B	3B	HR	RBI	BB	SO	SB	ATT
2015	.243	45	27	70	12	17	1	0	0	1	2	20	4	5
2016	.281	56	56	167	28	47	4	2	0	13	7	24	12	13
2017	.349	55	55	166	32	58	5	2	1	13	8	22	9	10
2018	.327	45	45	156	27	51	5	4	0	13	12	15	7	8
TOTAL	.309	201	183	559	99	173	15	8	1	40	29	81	32	36

**#10 Haydi Bugarin**

Junior | INF | 5-3 | R/R | San Antonio, Texas (East Central HS)

Season Highs

Hits \_\_\_\_\_ 3 vs Manhattan | Feb. 23, 2018  
 RBI \_\_\_\_\_ 5 vs Manhattan | Feb. 23, 2018  
 Runs \_\_\_\_\_ 2 vs Manhattan | Feb. 23, 2018  
 Walks \_\_\_\_\_ \*1 at #11 Auburn | April 21, 2018  
 AB \_\_\_\_\_ \*4 at #11 Auburn | April 21, 2018

Career Highs

Hits \_\_\_\_\_ 3 vs Manhattan | Feb. 23, 2018  
 RBI \_\_\_\_\_ 5 vs Manhattan | Feb. 23, 2018  
 Runs \_\_\_\_\_ 2 vs Manhattan | Feb. 23, 2018  
 Walks \_\_\_\_\_ \*2 vs #23 Nebraska | March 19, 2016  
 AB \_\_\_\_\_ \*4 at #11 Auburn | April 21, 2018

Year	Avg	GP	GS	AB	R	H	2B	3B	HR	RBI	BB	SO	SB	ATT
2016	.138	29	8	29	9	4	1	0	1	4	6	11	0	0
2017	.222	38	16	45	12	10	2	0	2	4	4	20	1	2
2018	.284	42	42	102	21	29	5	2	4	17	10	16	2	3
TOTAL	.244	109	66	176	42	43	8	2	7	25	20	47	3	5

**#6 Tori Cooper**

Senior | OF | 5-5 | L/L | Nederland, Texas (Nederland)

Season Highs

Hits \_\_\_\_\_ \*2 at Saint Louis | April 10, 2018  
 RBI \_\_\_\_\_ 4 at Saint Louis | April 10, 2018  
 Runs \_\_\_\_\_ 3 vs Missouri State | Feb. 28, 2018  
 Walks \_\_\_\_\_ \*2 at #12 South Carolina | April 8, 2018  
 AB \_\_\_\_\_ 5 at #11 Auburn | April 21, 2018

Career Highs

Hits \_\_\_\_\_ \*3 at #9 Alabama | March 12, 2017  
 RBI \_\_\_\_\_ 6 vs San Diego | Feb. 19, 2017  
 Runs \_\_\_\_\_ \*3 vs Missouri State | Feb. 28, 2018  
 Walks \_\_\_\_\_ \*2 at #12 South Carolina | April 8, 2018  
 AB \_\_\_\_\_ \*5 at #11 Auburn | April 21, 2018

Year	Avg	GP	GS	AB	R	H	2B	3B	HR	RBI	BB	SO	SB	ATT
2015	.258	39	27	62	12	16	3	0	1	5	5	16	2	2
2016	.287	47	33	108	12	31	6	0	3	11	7	25	0	0
2017	.285	53	50	151	30	43	3	2	10	40	19	35	0	0
2018	.229	35	34	96	18	22	4	0	3	14	12	13	1	1
TOTAL	.269	174	144	417	72	112	16	2	17	70	43	89	3	3

**#18 Ashley Diaz**

Junior | INF | 5-10 | R/R | South El Monte, Calif. (South El Monte)

Season Highs

Hits \_\_\_\_\_ \*3 vs Saint Francis (Pa.) | March 16, 2018  
 RBI \_\_\_\_\_ 5 vs Saint Francis (Pa.) | March 16, 2018  
 Runs \_\_\_\_\_ \*2 vs Dartmouth | March 2, 2018  
 Walks \_\_\_\_\_ \*2 vs UT Arlington | March 20, 2018  
 AB \_\_\_\_\_ \*4 vs #15 Alabama | April 13, 2018

Career Highs

Hits \_\_\_\_\_ \*3 vs Saint Francis (Pa.) | March 16, 2018  
 RBI \_\_\_\_\_ 5 vs Saint Francis (Pa.) | March 16, 2018  
 Runs \_\_\_\_\_ \*2 vs Dartmouth | March 2, 2018  
 Walks \_\_\_\_\_ \*2 vs UT Arlington | March 20, 2018  
 AB \_\_\_\_\_ \*5 at #9 Alabama | March 12, 2017

Year	Avg	GP	GS	AB	R	H	2B	3B	HR	RBI	BB	SO	SB	ATT
2016	.331	53	53	160	22	53	3	0	12	41	15	32	1	1
2017	.283	55	55	159	12	45	6	1	3	21	10	24	0	0
2018	.310	44	43	126	16	39	5	0	6	28	12	12	0	0
TOTAL	.308	152	151	445	50	137	14	1	21	90	37	68	1	1

**#13 Kayla Green**

Freshman | C | 5-9 | R/R | Temecula, Calif. (Great Oak HS)

Season Highs

Hits \_\_\_\_\_ \*2 vs #15 Alabama | April 13, 2018  
 RBI \_\_\_\_\_ 4 vs #15 Alabama | April 13, 2018  
 Runs \_\_\_\_\_ \*2 vs #20 Mississippi State | March 31, 2018  
 Walks \_\_\_\_\_ 2 vs #20 Mississippi State | April 1, 2018  
 AB \_\_\_\_\_ \*4 at #11 Auburn | April 21, 2018

Career Highs

Hits \_\_\_\_\_ \*2 vs #15 Alabama | April 13, 2018  
 RBI \_\_\_\_\_ 4 vs #15 Alabama | April 13, 2018  
 Runs \_\_\_\_\_ \*2 vs #20 Mississippi State | March 31, 2018  
 Walks \_\_\_\_\_ 2 vs #20 Mississippi State | April 1, 2018  
 AB \_\_\_\_\_ \*4 at #11 Auburn | April 21, 2018

Year	Avg	GP	GS	AB	R	H	2B	3B	HR	RBI	BB	SO	SB	ATT
2018	.238	44	44	122	18	29	9	1	6	24	9	20	0	0
TOTAL	.238	44	44	122	18	29	9	1	6	24	9	20	0	0

**#12 Loren Krzysko**

RS Senior | OF | 5-3 | R/R | Barrington, Ill. (Barrington)

Season Highs

Hits \_\_\_\_\_ \*3 vs UT Arlington | March 20, 2018  
 RBI \_\_\_\_\_ 4 vs Omaha | March 18, 2018  
 Runs \_\_\_\_\_ \*2 vs UT Arlington | March 20, 2018  
 Walks \_\_\_\_\_ \*2 vs Manhattan | Feb. 23, 2018  
 AB \_\_\_\_\_ \*4 at #11 Auburn | April 21, 2018

Career Highs

Hits \_\_\_\_\_ \*3 vs UT Arlington | March 20, 2018  
 RBI \_\_\_\_\_ 4 vs Omaha | March 18, 2018  
 Runs \_\_\_\_\_ 3 at Notre Dame | April 29, 2017  
 Walks \_\_\_\_\_ \*2 vs Manhattan | Feb. 23, 2018  
 AB \_\_\_\_\_ \*4 at #11 Auburn | April 21, 2018

Year	Avg	GP	GS	AB	R	H	2B	3B	HR	RBI	BB	SO	SB	ATT
2015	.182	31	21	55	5	10	3	0	9	10	11	0	2	
2016	.205	46	26	78	8	16	4	0	1	7	8	15	1	2
2017	.339	25	19	59	13	20	3	1	2	10	7	8	0	0
2018	.231	45	45	121	19	28	5	0	6	21	18	19	0	0
TOTAL	.236	147	111	313	45	74	15	1	9	47	43	53	1	4

**#22 Linnie Malkin**

Freshman | INF | 5-11 | R/R | Broomfield, Colo. (Broomfield)

Season Highs

Hits \_\_\_\_\_ \*2 vs McNeese | Feb. 25, 2018  
 RBI \_\_\_\_\_ 3 vs Grand Canyon | Feb. 17, 2018  
 Runs \_\_\_\_\_ \*2 vs Villanova | Feb. 24, 2018  
 Walks \_\_\_\_\_ 2 vs Villanova | Feb. 24, 2018  
 AB \_\_\_\_\_ 4 vs Marist | Feb. 23, 2018

Career Highs

Hits \_\_\_\_\_ \*2 vs McNeese | Feb. 25, 2018  
 RBI \_\_\_\_\_ 3 vs Grand Canyon | Feb. 17, 2018  
 Runs \_\_\_\_\_ \*2 vs Villanova | Feb. 24, 2018  
 Walks \_\_\_\_\_ 2 vs Villanova | Feb. 24, 2018  
 AB \_\_\_\_\_ 4 vs Marist | Feb. 23, 2018

Year	Avg	GP	GS	AB	R	H	2B	3B	HR	RBI	BB	SO	SB	ATT
2018	.293	21	14	41	8	12	2	0	3	8	10	11	0	0
TOTAL	.293	21	14	41	8	12	2	0	3	8	10	11	0	0

**#66 Aly Manzo**

Sophomore | INF | 5-7 | L/R | Roseville, Calif. (Roseville)

Season Highs

Hits \_\_\_\_\_ \*2 vs Iowa State | March 16, 2018  
 RBI \_\_\_\_\_ 3 vs Saint Francis (Pa.) | March 16, 2018  
 Runs \_\_\_\_\_ \*1 vs UT Arlington | March 20, 2018  
 Walks \_\_\_\_\_ \*1 vs #15 Alabama | April 13, 2018  
 AB \_\_\_\_\_ \*4 vs UT Arlington | March 20, 2018

Career Highs

Hits \_\_\_\_\_ \*2 vs Iowa State | March 16, 2018  
 RBI \_\_\_\_\_ 3 vs Saint Francis (Pa.) | March 16, 2018  
 Runs \_\_\_\_\_ \*1 vs UT Arlington | March 20, 2018  
 Walks \_\_\_\_\_ \*1 vs #15 Alabama | April 13, 2018  
 AB \_\_\_\_\_ \*4 vs UT Arlington | March 20, 2018

Year	Avg	GP	GS	AB	R	H	2B	3B	HR	RBI	BB	SO	SB	ATT
2017	.000	2	0	1	1	0	0	0	0	0	0	1	0	0
2018	.278	27	16	54	7	15	3	1	1	7	7	3	1	1
TOTAL	.273	29	16	55	8	15	3	1	1	7	7	4	1	1

**#23 Hannah McEwen**

Freshman | OF | 5-7 | L/R | San Diego, Calif. (Patrick Henry HS)

Season Highs

Hits \_\_\_\_\_ \*3 at Saint Louis | April 10, 2018  
 RBI \_\_\_\_\_ 5 vs Marist | Feb. 23, 2018  
 Runs \_\_\_\_\_ 3 vs Marist | Feb. 23, 2018  
 Walks \_\_\_\_\_ 3 vs #20 Mississippi State | April 1, 2018  
 AB \_\_\_\_\_ \*5 at #11 Auburn | April 21, 2018

Career Highs

Hits \_\_\_\_\_ \*3 at Saint Louis | April 10, 2018  
 RBI \_\_\_\_\_ 5 vs Marist | Feb. 23, 2018  
 Runs \_\_\_\_\_ 3 vs Marist | Feb. 23, 2018  
 Walks \_\_\_\_\_ 3 vs #20 Mississippi State | April 1, 2018  
 AB \_\_\_\_\_ \*5 at #11 Auburn | April 21, 2018

Year	Avg	GP	GS	AB	R	H	2B	3B	HR	RBI	BB	SO	SB	ATT
2018	.350	45	45	143	36	50	7	1	8	44	17	11	0	0
TOTAL	.350	45	45	143	36	50	7	1	8	44	17	11	0	0

**#7 Sydney Parr**

Sophomore | OF | 5-7 | L/R | North Little Rock, Ark. (North Little Rock)

Season Highs

Hits \_\_\_\_\_ \*2 vs Omaha | March 18, 2018  
 RBI \_\_\_\_\_ 3 vs Villanova | Feb. 24, 2018  
 Runs \_\_\_\_\_ \*2 vs Omaha | March 17, 2018  
 Walks \_\_\_\_\_ 2 vs Omaha | March 17, 2018  
 AB \_\_\_\_\_ \*3 vs UT Arlington | March 20, 2018

Career Highs

Hits \_\_\_\_\_ \*2 vs Omaha | March 18, 2018  
 RBI \_\_\_\_\_ 3 vs Villanova | Feb. 24, 2018  
 Runs \_\_\_\_\_ \*2 vs Omaha | March 17, 2018  
 Walks \_\_\_\_\_ 2 vs Omaha | March 17, 2018  
 AB \_\_\_\_\_ \*3 vs UT Arlington | March 20, 2018

Year	Avg	GP	GS	AB	R	H	2B	3B	HR	RBI	BB	SO	SB	ATT
2017	.000	36	0	0	10	0	0	0	0	2	0	1	1	1
2018	.275	35	15	40	13	11	1	1	0	5	5	4	4	4
TOTAL	.275	71	15	40	23	11	1	1	0	5	7	4	5	5

**#55 Katie Warrick**

Junior | RHP/INF | 6-0 | R/R | Chapel Hill, Tenn. (UT Martin)

Season Highs

Hits \_\_\_\_\_ 4 vs Iowa State | March 16, 2018  
 RBI \_\_\_\_\_ \*4 vs #20 Mississippi State | April 1, 2018  
 Runs \_\_\_\_\_ \*2 vs UT Arlington | March 20, 2018  
 Walks \_\_\_\_\_ \*1 at #11 Auburn | April 21, 2018  
 AB \_\_\_\_\_ \*4 vs #15 Alabama | April 13, 2018

Career Highs

Hits \_\_\_\_\_ 4 vs Iowa State | March 16, 2018  
 RBI \_\_\_\_\_ \*4 vs #20 Mississippi State | April 1, 2018  
 Runs \_\_\_\_\_ \*2 vs UT Arlington | March 20, 2018  
 Walks \_\_\_\_\_ 2 at North Texas | Feb. 12, 2017  
 AB \_\_\_\_\_ \*4 vs #15 Alabama | April 13, 2018

Year	Avg	GP	GS	AB	R	H	2B	3B	HR	RBI	BB	SO	SB	ATT
2017	.253	36	33	87	11	22	3	0	6	16	7	14	0	0
2018	.322	31	27	87	11	28	6	0	7	18	9	7	0	0
TOTAL	.287	67	60	174	22	50	9	0	13	34	16	21	0	0

**#4 Mary Haff**

Freshman | RHP | 5-10 | R/R | Winter Haven, Fla. (Lake Region HS)

Season Highs

Innings \_\_\_\_\_ 8.0 at #11 Georgia | March 12, 2018  
 Strikeouts \_\_\_\_\_ 13 at Saint Louis | April 10, 2018  
 Walks \_\_\_\_\_ 4 vs Northern Colorado | March 2, 2018  
 Runs Allowed \_\_\_\_\_ 5 (5 ER) at #11 Auburn | April 20, 2018  
 No. of Pitches \_\_\_\_\_ 132 vs #20 Mississippi State | March 30, 2018

Career Highs

Innings \_\_\_\_\_ 8.0 at #11 Georgia | March 12, 2018  
 Strikeouts \_\_\_\_\_ 13 at Saint Louis | April 10, 2018  
 Walks \_\_\_\_\_ 4 vs Northern Colorado | March 2, 2018  
 Runs Allowed \_\_\_\_\_ 5 (5 ER) at #11 Auburn | April 20, 2018  
 No. of Pitches \_\_\_\_\_ 132 vs #20 Mississippi State | March 30, 2018

Year	ERA	W	L	App	GS	CG	SHO	CBO	SV	IP	H	R	ER	BB	SO
2018	1.37	21	4	32	24	14	8	1	2	153.0	76	36	30	24	194
TOTAL	1.37	21	4	32	24	14	8	1	2	153.0	76	36	30	24	194

**#31 Caroline Hedgcock**

Sophomore | LHP | 5-8 | R/L | Downers Grove, Ill. (South HS)

Season Highs

Innings \_\_\_\_\_ 3.0 vs Iowa State | March 16, 2018  
 Strikeouts \_\_\_\_\_ 4 at #11 Georgia | March 10, 2018  
 Walks \_\_\_\_\_ 3 at #11 Auburn | April 20, 2018  
 Runs Allowed \_\_\_\_\_ 6 (5 ER) at #11 Auburn | April 20, 2018  
 No. of Pitches \_\_\_\_\_ 69 at #11 Auburn | April 20, 2018

Career Highs

Innings \_\_\_\_\_ 7.0 vs Tulsa | April 11, 2017  
 Strikeouts \_\_\_\_\_ 5 vs #2 Florida | March 31, 2017  
 Walks \_\_\_\_\_ \*3 at #11 Auburn | April 20, 2018  
 Runs Allowed \_\_\_\_\_ 6 (5 ER) at #11 Auburn | April 20, 2018  
 No. of Pitches \_\_\_\_\_ 95 at #9 Oklahoma | April 5, 2017

Year	ERA	W	L	App	GS	CG	SHO	CBO	SV	IP	H	R	ER	BB	SO
2017	2.84	3	5	25	8	2	0	2	0	61.2	51	33	25	19	31
2018	9.73	1	0	9	1	0	0	0	1	13.2	27	23	19	8	10
TOTAL	4.09	4	5	34	9	2	0	2	1	75.1	78	56	44	27	41

**#9 Autumn Storms**

Sophomore | RHP | 5-10 | R/R | Temecula, Calif. (Greak Oak HS)

Season Highs

Innings \_\_\_\_\_ \*7.0 at Saint Louis | April 10, 2018  
 Strikeouts \_\_\_\_\_ 9 vs C. Connecticut State | March 3, 2018  
 Walks \_\_\_\_\_ 3 vs #15 Alabama | April 13, 2018  
 Runs Allowed \_\_\_\_\_ 6 (5 ER) vs #15 Alabama | April 13, 2018  
 No. of Pitches \_\_\_\_\_ 117 vs UT Arlington | March 20, 2018

Career Highs

Innings \_\_\_\_\_ 8.1 at #9 Alabama | March 12, 2017  
 Strikeouts \_\_\_\_\_ 9 vs C. Connecticut State | March 3, 2018  
 Walks \_\_\_\_\_ 5 at #9 Alabama | March 12, 2017  
 Runs Allowed \_\_\_\_\_ 6 (5 ER) vs #15 Alabama | April 13, 2018  
 No. of Pitches \_\_\_\_\_ 159 at #9 Alabama | March 12, 2017

Year	ERA	W	L	App	GS	CG	SHO	CBO	SV	IP	H	R	ER	BB	SO
2017	2.28	16	15	38	33	13	1	3	2	172.0	174	81	56	35	96
2018	2.08	12	7	28	20	6	3	1	2	124.1	117	49	37	25	100
TOTAL	2.20	28	22	66	53	19	4	4	4	296.1	291	130	93	60	196

**#55 Katie Warrick**

Junior | RHP/INF | 6-0 | R/R | Chapel Hill, Tenn. (UT Martin)

Season Highs

Innings \_\_\_\_\_ 2.2 vs Loyola Marymount | Feb. 18, 2018  
 Strikeouts \_\_\_\_\_ \*1 at #11 Auburn | April 20, 2018  
 Walks \_\_\_\_\_ \*1 vs Saint Francis (Pa.) | March 16, 2018  
 Runs Allowed \_\_\_\_\_ 3 (2 ER) vs Saint Francis (Pa.) | March 16, 2018  
 No. of Pitches \_\_\_\_\_ 34 vs Saint Francis (Pa.) | March 16, 2018

Career Highs

Innings \_\_\_\_\_ \*4.2 vs Lamar | March 4, 2017  
 Strikeouts \_\_\_\_\_ 4 vs Lamar | March 4, 2017  
 Walks \_\_\_\_\_ 2 at #17 Kentucky | March 25, 2017  
 Runs Allowed \_\_\_\_\_ 4 (1 ER) vs #2 Florida | April 1, 2017  
 No. of Pitches \_\_\_\_\_ 54 vs Lamar | March 4, 2017

Year	ERA	W	L	App	GS	CG	SHO	CBO	SV	IP	H	R	ER	BB	SO
2017	3.68	3	0	14	0	0	0	1	0	26.2	33	17	14	5	10
2018	3.50	0	0	4	0	0	0	0	0	6.0	9	5	3	2	2
TOTAL	3.64	3	0	18	0	0	0	1	0	32.2	42	22	17	7	12



**00 CARLEY HAIZLIP**  
JR | OF | 5-8 | L/R  
Midlothian, Texas



**2 A.J. BELANS**  
SR | INF | 5-5 | R/R  
Hollywood, Fla.




**4 MARY HAFF**  
FR | RHP | 5-10 | R/R  
Winter Haven, Fla.




**6 TORI COOPER**  
SR | OF | 5-5 | L/L  
Nederland, Texas



**7 SYDNEY PARR**  
SO | OF | 5-7 | L/L  
North Little Rock, Ark.



**8 AUTUMN BUCZEK**  
SR | INF | 5-7 | L/R  
Greenbrier, Ark.



**9 AUTUMN STORMS**  
SO | RHP | 5-10 | R/R  
Temecula, Calif.



**10 HAYDI BUGARIN**  
JR | OF | 5-3 | R/R  
San Antonio, Texas



**12 LOREN KRZYSKO**  
R-SR | OF | 5-3 | R/R  
Barrington, Ill.



**13 KAYLA GREEN**  
FR | C | 5-9 | R/R  
Temecula, Calif.



**16 KEELY EDWARDS**  
SO | INF | 5-9 | R/R  
Harrisburg, Ark.



**18 ASHLEY DIAZ**  
JR | INF | 5-10 | R/R  
South El Monte, Calif.



**19 LAUREN ARCHULETA**  
R-JR | C | 5-8 | R/R  
Rockwall, Texas



**20 MACY BROTHERTON**  
SO | C | 5-9 | R/R  
Mena, Ark.



**22 LINNIE MALKIN**  
FR | INF | 5-11 | R/R  
Broomfield, Colo.



**23 HANNAH McEWEN**  
FR | OF | 5-7 | L/R  
San Diego, Calif.



**24 NICOLE DUNCAN**  
FR | C | 5-7 | R/R  
Centralia, Mo.



**28 SYDNEY BENZ**  
JR | INF | 5-5 | R/R  
Carol Stream, Ill.



**31 CAROLINE HEDGCOCK**  
SO | LHP | 5-8 | R/L  
Downers Grove, Ill.



**32 ALLISON STEWART**  
R-JR | RHP | 5-11 | R/R  
Olathe, Kan.



**33 JADA DOTSON**  
FR | OF | 5-6 | R/R  
White House, Tenn.



**34 MADELYN BROTHERTON**  
SO | INF | 5-9 | R/R  
Mena, Ark.



**55 KATIE WARRICK**  
JR | UTL | 6-0 | R/R  
Chapel Hill, Tenn.



**66 ALY MANZO**  
SO | INF | 5-7 | R/R  
Roseville, Calif.



**COURTNEY DEIFEL**  
Head Coach  
3rd Season



**YOLANDA McRAE**  
Assistant Coach  
3rd Season



**MATT MEUCHEL**  
Assistant Coach  
2nd Season



**JORDAN CLARK**  
Volunteer Assistant Coach  
3rd Season