



ARKANSAS Baseball Game Notes

8 College World Series Appearances • 6 NCAA Super Regional Appearances
29 NCAA Tournament Appearances • 2 SEC Regular Season Titles • 4 SEC Western Division Titles

'18 SCHEDULE & RESULTS

FEBRUARY

16	BUCKNELL	W, 14-2
17	BUCKNELL	W, 32-4
18	BUCKNELL	W, 3-1
21	vs. Arizona (San Diego, Calif.)	W, 1-0
23	vs. Cal Poly (San Diego, Calif.)	L, 4-3
24	at San Diego State	W, 5-2
25	at San Diego	L, 7-6
28	DAYTON	W, 18-1

MARCH

1	DAYTON	W, 11-0
2	SOUTHERN CAL	W, 4-0
3	SOUTHERN CAL	L, 3-1
4	SOUTHERN CAL	W, 7-6 (8 innings)
9	KENT STATE (DH)	W, 7-2
	KENT STATE (DH)	L, 10-4
11	KENT STATE	W, 11-4
13	TEXAS	W, 13-4
14	TEXAS	W, 7-5
16	#4 KENTUCKY*	W, 9-4
17	#4 KENTUCKY* (DH)	W, 14-2
	#4 KENTUCKY* (DH)	W, 16-9
20	vs. Charlotte (BB&T Park)	Cancelled
21	at Charlotte	L, 6-3
23	at #2 Florida*	W, 6-3
24	at #2 Florida*	L, 17-2
25	at #2 Florida*	L, 5-4
27	vs. Memphis (AutoZone Park)	W, 8-7
29	at #4 Ole Miss*	W, 6-4
30	at #4 Ole Miss*	L, 5-4
31	at #4 Ole Miss*	L, 11-10

APRIL

3	ULM	W, 10-9 (10 innings)
4	ULM	W, 4-0
6	#13 AUBURN*	6:30 p.m.
7	#13 AUBURN*	6 p.m.
8	#13 AUBURN*	4 p.m.
10	GRAMBLING ST. (NLR, Ark.)	6:30 p.m.
12	SOUTH CAROLINA*	6 p.m.
13	SOUTH CAROLINA*	6:30 p.m.
14	SOUTH CAROLINA*	2 p.m.
17	MISSOURI STATE	6:30 p.m.
20	at Mississippi St.*	6:30 p.m.
21	at Mississippi St.*	6:30 p.m.
22	at Mississippi St.*	1 p.m.
24	TEXAS TECH	6:30 p.m.
25	TEXAS TECH	6 p.m.
27	ALABAMA*	6:30 p.m.
28	ALABAMA*	6 p.m.
29	ALABAMA*	1 p.m.

MAY

4	at LSU*	7 p.m.
5	at LSU*	7 p.m.
6	at LSU*	2 p.m.
11	TEXAS A&M*	6 p.m.
12	TEXAS A&M*	1 p.m.
13	TEXAS A&M*	Noon
17	at Georgia*	6 p.m.
18	at Georgia*	6 p.m.
19	at Georgia*	1 p.m.
May 22-27	SEC Tournament (Hoover, Ala.)	TBA
June 1-4	NCAA Regionals	
June 8-11	NCAA Super Regionals	
June 16-28	College World Series (Omaha, Neb.)	

All times Central; Home game in BOLD; * - SEC Game

APRIL 6 - 8 vs. #13 AUBURN | BAUM STADIUM



#13 AUBURN TIGERS

Record	23-7 (4-5 SEC)
Ranking	13
Last Season	37-26 (16-14 SEC)
Head Coach	Butch Thompson
Career Record	122-78 (4th Year)
Record at Auburn	83-66 (3rd Year)



#5 ARKANSAS RAZORBACKS

Record	21-9 (5-4 SEC)
Ranking	5
Last Season	45-19 (18-11 SEC)
Head Coach	Dave Van Horn
Career Record	1,201-592 (30th season)
Record at Arkansas	616-352 (16th Season)

SERIES BY THE NUMBERS (2018 STATS)

AUBURN	OFFENSE	ARKANSAS	AUBURN	PITCHING/DEFENSE	ARKANSAS
.289	Batting Avg.	.311	3.55	ERA	3.38
.451	Slugging Pct.	.528	263.1	Innings Pitched	264.0
.413	On-Base Pct.	.414	1	Complete Games	0
.62	Doubles	.58	12	Saves	9
2	Triples	.2	2.56	Strikeout/Walk Ratio	2.61
.31	Home Runs	.55	.232	Opponent's Avg.	.239
.168	Walks	.161	29	Errors	35
25-of-35	Stolen Bases/Att	20-of-25	14	Double Plays	32

All-time Series: Auburn leads 46-41; Series in Fayetteville: Arkansas leads 21-18
Series in Auburn: Auburn leads 23-16; Series at Neutral Sites: Auburn leads 5-4

PROBABLE PITCHERS

FRI: ARK RHP Blaine Knight (2.01 ERA, 5-0, 43 K, 10 BB) vs. AU RHP Casey Mize (2.11 ERA, 6-0, 70 K, 3 BB)
SAT: ARK LHP Kacey Murphy (2.25 ERA, 3-2, 26 K, 6 BB) vs. AU RHP Davis Daniel (3.34 ERA, 2-1, 30 K, 15 BB)
SUN: ARK TBA vs. AU TBA

RAZORBACK PRIME NINE

>> Arkansas hosts its first home SEC series in three weeks as the 13th-ranked Auburn Tigers visit Baum Stadium for a three-game series. Auburn will be Arkansas' fourth-consecutive top-15 conference opponent.

>> The Hogs picked up their fourth shutout of the season Wednesday against ULM after utilizing a seven-inning scoreless performance from freshman pitcher Caleb Bolden.

>> Freshman Heston Kjerstad is on a team-best 14-game hitting streak going into Friday's game against Auburn. During the streak, Kjerstad is hitting .439 with an .842 slugging percentage and six home runs.

>> Kjerstad's second inning home run Wednesday against ULM was a tape-measure shot, traveling 430 feet well over the right-centerfield scoreboard at Baum Stadium.

>> Arkansas still leads the SEC and ranks second in the nation with 55 home runs, 15 ahead of its SEC-leading pace last year.

>> The Razorbacks have played nine one-run games this season, winning four of them. Most recently, Arkansas won its first extra-inning affair against ULM, 10-9, on Tuesday.

>> Blaine Knight won his second-consecutive start last week against No. 4 Ole Miss, moving to 6-0. In five of his seven starts, Knight has thrown six or more innings and struck out four or more.

>> Arkansas is 16-2 in games played at Baum Stadium this year. As a team, the Hogs are hitting .351 inside the friendly confines with 38 home runs hit. The pitching staff has a combined 2.61 ERA and a .229 opposing batting average.

>> In 18 games this year, Arkansas has totaled 10 or more hits. In those games, the Hogs are 15-3 with 13 of those wins coming at Baum Stadium.

MLB (8)

Name	Years at Arkansas	Club
Brian Anderson	2012-14	Miami
Andrew Benintendi	2014-15	Boston
Logan Forsythe	2006-08	Los Angeles Dodgers
Craig Gentry	2005-06	Baltimore Orioles
Dallas Keuchel	2007-09	Houston
James McCann	2009-11	Detroit
Blake Parker	2004-06	Los Angeles Angels
Drew Smyly	2009-10	Chicago Cubs

AAA (6)

Name	Years at Arkansas	Club
Barrett Astin	2011-13	Louisville (CIN)
D.J. Baxendale	2010-12	Rochester (MIN)
Jalen Beeks	2013-14	Pawtucket (BOS)
Brett Eibner	2008-10	Round Rock (TEX)
Dominic Ficociello	2011-13	Toledo (DET)
Matt Reynolds	2010-12	Syracuse (WAS)
Ryne Stanek	2011-13	Durham (TB)

AA (3)

Name	Years at Arkansas	Club
Zack Cox	2009-10	Erie (DET)
Zach Jackson	2014-16	New Hampshire (TOR)
Bobby Wernes	2014-15	Hartford (COL)
Andy Wilkins	2008-10	Chattanooga (MIN)

A-Advanced (3)

Name	Years at Arkansas	Club
Trey Killian	2013-15	Lancaster (COL)
Jacob Morris	2011-13	Winston-Salem (CWS)
Trevor Stephan	2017	Tampa (NYY)
James Teague	2014-16	Frederick (BAL)

A (4)

Name	Years at Arkansas	Club
Michael Bernal	2014-16	Augusta (SF)
Cannon Chadwick	2015-17	Columbia (NYM)
Clark Eagan	2014-16	West Virginia (PIT)
Chad Spanberger	2015-17	Asheville (COL)

A-Short (0)

Name	Years at Arkansas	Club
------	-------------------	------

Rookie (3)

Name	Years at Arkansas	Club
Josh Alberius	2014-17	GCL Marlins (MIA)
Dominic Taccolini	2014-17	AZL Padres (SD)
Doug Willey	2016	Orem (LAA)

KNIGHT KEEPS ROLLING

Junior Blaine Knight has clearly shown why he is the ace of the Arkansas pitching staff this year. Knight currently leads all Razorback hurlers with a 2.01 ERA over seven starts, good for a top-10 total in the SEC. He had a sub-1.00 ERA through his first four starts and has struck out four or more batters in all seven of his appearances. Against Florida, Knight outdueled Brady Singer, going 6.2 innings and holding the Gator offense to just three runs with 10 strikeouts. It was Knight's first 10-strikeout performance of the season and he's the second pitcher to notch 10 K's on the defending national champions this season.

THE SILENT ASSASSIN WITH THE SILENT J

Freshman Heston Kjerstad has shown no growing pains in his first season at the collegiate level. Kjerstad currently has the third-highest batting average in the SEC (.390) and is coming off a strong roadtrip where he hit .455 over the eight-game stretch, leading the team in all the slash categories (.970 slg%, .514 ob%), and he's totaled 15 hits with nine going for extra bases. He also clubbed four home runs after hitting just three in the first 20 games of the season. Over his last 10 games, the Amarillo, Texas native has hit .450 (18-for-40) with five home runs and 12 RBIs. He's currently on a 14-game hitting streak, which leads the team.

SEC Hitting Leaders

Rank	Player	Average
1.	Jonathan India (UF)	.430
2.	Michael Helman (A&M)	.400
	Heston Kjerstad (ARK)	.400
4.	JJ Bleday (VU)	.372

Razorback Hitting Streaks in 2018

Player	Longest	Current
Heston Kjerstad	14	14
Casey Martin	13	-
Eric Cole	12	5
Jordan McFarland	10	5

TAPE MEASURE SHOT

On Wednesday against ULM, Heston Kjerstad hit Arkansas' longest home run of the year when he deposited a second inning moonshot over the Baum Stadium scoreboard in right field. The homer was measured at 430 feet and had an exit speed of 113 mph. Kjerstad currently leads the team with eight home runs and is eighth in the league.

NO PLACE LIKE HOME - The Razorbacks have been stellar at home so far this season, building up a 16-2 record in series wins over Bucknell, Dayton, USC, Kent State, Texas, and, most recently, No. 4 Kentucky. As a team, Arkansas is hitting .358, while the pitching staff has garnered a 2.71 ERA in games played at Baum Stadium. The starting pitchers have picked up eight of the 16 victories, while the staff as a whole is holding batters to a .233 average. At the plate, the Hogs have smashed 36 of its season's 39 homers at Baum Stadium and are slugging a combined .629.

CALL IN THE BAUM SQUAD

In 2017, Arkansas crushed an SEC-best 83 home runs. It was the most home runs by a Razorback team since 2010. The Hogs have picked up where they left off with 55 home runs after 30 games, 15 more than they had after 30 games last year. Heston Kjerstad currently leads all Hogs with eight home runs this year. Arkansas has had 12 different players hit at least one home run this year, which ties for the second-most in the nation.

93 of Arkansas' 243 runs in 2018 have come from the home run ball, making 39 percent of the team's total run production.

Most Home Runs Hit (NCAA)

Rank	Team	Home Runs
1.	Tennessee Tech	59
2.	Arkansas	55
3.	Kentucky	48
4.	Florida	47
5.	CSUN	45

SHADY DELIVERS WITH TWO OUTS

Redshirt senior Carson Shaddy has been a strong nine-hole hitter for the Hogs this year. 16 of his 25 RBIs this year have come with two away. In those two-out situations, the Fayetteville native is 14-for-34 (.412) at the plate, second only to Heston Kjerstad, who is hitting .512 with two outs. As a team, Arkansas is batting .304 with two outs.

RACK 'EM UP

After turning a season-high four double plays on Saturday against No. 4 Ole Miss, the Razorback defense has turned 32 twin killings this year, good for best in the SEC and seventh in the nation. The four double plays turned on Saturday was one less than the school record for double plays turned in a single game.

2018 SEC STANDINGS

		Conference				Overall			
		W	L	Win%	GB	W	L	Win%	Last 10 Streak
EASTERN	Florida	7	2	.778	--	26	5	.839	9-1 W7
	Georgia	7	2	.778	--	22	7	.759	9-1 W1
	Missouri	5	4	.556	2.0	22	7	.759	7-3 W2
	Vanderbilt	5	4	.556	2.0	17	12	.586	3-7 L5
	South Carolina	4	5	.444	3.0	17	12	.586	4-6 L1
	Tennessee	4	5	.444	3.0	18	12	.600	5-5 W1
	Kentucky	3	6	.333	4.0	20	9	.690	6-4 W2
WESTERN	Ole Miss	6	3	.667	--	26	4	.867	8-2 W3
	Arkansas	5	4	.556	1.0	21	9	.700	5-5 W2
	LSU	5	4	.556	1.0	19	11	.633	6-4 W2
	Auburn	4	5	.444	2.0	23	7	.767	4-6 W1
	Alabama	3	6	.333	3.0	18	12	.600	2-8 L2
	Texas A&M	3	6	.333	3.0	21	8	.724	5-5 W1
	Mississippi State	2	7	.222	4.0	15	15	.500	5-5 W1

MORE RAZORBACK NOTES

SEC - Most Double Plays (All Games)

Rank	Team	Double Plays
1.	Arkansas	32
2.	Texas A&M	28
	Mississippi State	28
4.	South Carolina	24
5.	Tennessee	23

RAZORBACKS BLAST LONGHORNS AND WILDCATS

The Razorbacks blew past the competition this week, sweeping a midweek series against old Southwest Conference rival Texas and then sweeping No. 4 Kentucky to open Southeastern Conference play to up their winning streak to six games ... The sweep over the Wildcats is Arkansas' first over a Kentucky team since 2004... Arkansas brought the offensive firepower all week to hit .398 as a team, while scoring 59 runs over the five-game stretch, 39 in the series against Kentucky ... The 39 runs scored against the Wildcats ended up being the most runs scored by an Arkansas team in an SEC series since 1997 ... The Hogs also clubbed 15 homers over the five games, 13 against Kentucky.

BIGGERS AND MARTIN TAKE HOME WEEKLY AWARDS

Following the offensive explosion against Texas and Kentucky, junior Jax Biggers was named the SEC's Player of the Week, while freshman Casey Martin took the league's Freshman of the Week honors. Biggers had a breakout week, hitting .588 with two doubles, two home runs, and seven RBIs out of the leadoff spot in five games against Texas and No. 4 Kentucky. In the Kentucky series alone, Biggers totaled three multi-hit games, including one three-hit game and one four hit performance. Martin continued his stellar start to his freshman campaign, hitting .350 last week with three home runs and seven RBIs combined against Texas and Kentucky.

BONFIELD AND SHADDY REACH 150 STARTS IN CAREERS - Luke Bonfield and Carson Shaddy both reached the 150-start plateau recently. For Bonfield, he made his milestone start at DH in game two against Florida, while Shaddy earned his at Memphis. They both are the first Razorbacks to reach that mark since Michael Bernal finished his career with 167 starts after the 2016 season. Danny Hamblin still holds the record for 245 starts in his career. Currently, Bonfield sits at 154 starts, while Shaddy is at 153 for his career.

CRONIN SHOWS HIS STUFF

One of the bright spots to Arkansas' pitching staff this year has been the play of sophomore Matt Cronin. In nine appearances this year, Cronin has one victory and four saves with six scoreless outings. Against Arizona, he retired seven of the final eight batters and also got out of a bases loaded jam in the seventh. He did it again against Texas, getting a bases-loaded strikeout in the eighth to escape the danger and went on to earn another save. Against No. 2 Florida, he retired six of the final seven batters to earn his third save in four outings. Currently, Cronin is fifth in the conference with five saves this year.

SEC Saves Leaders

Rank	Player	Games	Saves
1.	M. Byrne (UF)	14	7
2.	D. Woolfolk (OM)	12	6
	P. Caracci (OM)	13	6
	C. Coker (AU)	15	6
5.	M. Cronin (ARK)	11	5

DVH WINS 600 GAMES AS RAZORBACK HEAD COACH - By defeating San Diego State, 5-2,, head coach Dave Van Horn claimed his 600th win as the Razorback skipper. Van Horn is now one of only three head coaches in the SEC with 600 or more wins at their current school. Overall, Van Horn has 987 wins as a Division I head coach, good for eighth most among all active coaches. On Tuesday, Van Horn won his 1,200th game as a head coach combined over his years in junior college, Division II, and Division I.

MURPHY AND KJERSTAD WILL HOGS PAST WILDCATS - Playing a neutral site game as part of a warmup to the Tony Gwynn Legacy Tournament, Arkansas was able to gut out a 1-0 victory over Pac-12 power Arizona. Junior pitcher Kacey Murphy showed no drop off from his strong 2017 postseason by throwing six scoreless innings and totaling six strikeouts on 73 pitches. At the plate, freshman Heston Kjerstad continued to show he belongs by hitting the solo home run that provided the victory. Kjerstad has at least one hit in all but three games this season and has 16 RBIs, good for second on the team.

KNIGHT MAKES THIRD-STRAIGHT OPENING WEEKEND START - For the third-straight season, Bryant, Arkansas native Blaine Knight was part of Arkansas' starting rotation for the first series of the year. Knight held Bucknell hitless over five innings in a 14-2 victory. Combined in his three opening weekend starts, Knight has struck out 12 batters in 14 innings, while allowing just two runs and walking two batters. Knight currently has the third-best ERA in the SEC (0.78) and it's also good for top-40 in the nation.

HOGS PLATE 49 RUNS ON BUCKNELL - Arkansas cruised to a sweep over Bucknell on opening weekend. While the the three wins were impressive enough, it was the amount of runs that was astounding. 49 Razorback runs crossed the plate combined over the three games including 32 in Saturday's game two. The 49 runs is the most in the first three games of a season since 1997. The sweep is the team's fifth-straight to open a season dating back to 2014, while the 32 runs in game two was just one less than the school record for runs scored in a single-game (1984).

WELCOME BACK GUYS! - Multiple Razorbacks who were injured for all of 2017 made their returns last week including: pitchers Isaiah Campbell (bone spurs), Keaton McKinney (elbow), Cody Scroggins (elbow), and infielder Hunter Wilson (leg). Campbell and McKinney were both part of the starting rotation, combining for six innings and nine strikeouts. Campbell was able to earn the game two win, while McKinney was making his first competitive appearance since the 2016 season.

SHADDY GOES ALL OUT TO EARN SEC PLAYER OF THE WEEK - Carson Shaddy was the Razorbacks' most efficient hitter during the season's first weekend as he totaled an SEC-leading nine RBIs in 12 plate appearances. He was only 4-for-7 (.571) at the plate, but drew four walks to build up a .750 on-base percentage, which is third best in the league. On Opening Day, Shaddy started 2018 off with a bang, clubbing four RBIs as part of a 1-for-2 day with a home run. The four RBIs were the most for a Razorback on Opening Day since Blake Parker drove in four in 2005 against Dallas Baptist. He finished the weekend with a .571/.750/1.571 slash line.

EARLY RECOGNITION FOR BLAINE KNIGHT - Razorback junior right-hander Blaine Knight was named a Louisville Slugger Preseason Third Team All-American by Collegiate Baseball Magazine back in December. Knight was one of Arkansas' top arms in 2017, making 16 starts and compiling a 3.28 ERA in 90.2 innings pitched, the second-lowest ERA among Arkansas starting pitchers. His eight wins were good for tops on the team and were the most by an Arkansas pitcher since Chris Oliver had eight in 2014.

KOCH NAMED PRESEASON ALL-AMERICAN - Razorback junior catcher Grant Koch was named a Preseason Third Team All-American by D1Baseball.com in January. The Hog backstop was a constant in the lineup last year as he started in nearly every game (63 games), and hit .264 with a career-best 13 home runs and 42 RBIs. His home run total was the seventh most in the conference, most among catchers, and most by a Razorback catcher in the Dave Van Horn era.

ARKANSAS EARNS TOP 10 PRESEASON RANKINGS IN ALL NATIONAL POLLS - With the release of the preseason poll from the National College Baseball Writers Association, Arkansas will begin the 2018 season ranked in the top 10 of all the major national polls. The NCBWA placed the Hogs at No. 6 in this week's poll, the same placement as the Perfect Game poll, which is also the lowest of the six polls. Collegiate Baseball Magazine ranked the Razorbacks at No. 3, their highest since they were ranked No. 1 at the preseason in 2013.

HIGH MARKS IN PRESEASON SEC POLL - The Razorbacks were picked by the league's head coaches to win the Western Division and finish second overall. In the 27th annual preseason SEC poll, the Hogs picked up 12 of the 14 votes to win the division and one vote to take the league overall.

FOUR HOGS EARN PRESEASON ALL-SEC MARKS - Arkansas was one of two schools (Florida) to have four or more players earn a spot on either Preseason All-SEC team. Catcher Grant Koch led all Razorbacks as the lone first-team player, followed by Blaine Knight, Jax Biggers, and Dominic Fletcher, who make up the second team.

FLETCHER RETURNS TO CAPTAIN OUTFIELD AFTER BANNER FRESHMAN SEASON - After a year where he could be argued as the best hitting freshman in the SEC, centerfielder Dominic Fletcher is back for his sophomore year with the Hogs. Fletcher was named a freshman All-American by the NCBWA and Baseball America in 2017 after hitting .291 with 64 hits, 12 home runs, and 37 RBIs. His 12 long balls were the second most by a Razorback freshman in a season in school history trailing only Zack Cox, who hit 13 in 2009. In last year's season opener, Fletcher became the first Arkansas freshman to homer in his Razorback debut since Andy Wilkins in 2008.

National Polls

Baseball America

Week 7 (April 2)

1. Florida	25-5
2. Stanford	20-3
3. Ole Miss	25-4
4. Florida State	22-7
5. Oregon State	21-4
6. NC State	23-5
7. Texas Tech	23-6
8. Clemson	22-6
9. Arkansas	19-9
10. Duke	24-5
11. ECU	20-6
12. Southern Miss	19-7
13. Kentucky	19-9
14. Vanderbilt	17-11
15. Auburn	22-7
16. Indiana	20-5
17. LSU	18-11
18. Coastal Carolina	21-9
19. Oklahoma	20-10
20. UCLA	16-7
21. Georgia	21-7
22. UCF	20-9
23. Texas A&M	21-8
24. Louisville	19-8
25. Dallas Baptist	16-9

D1Baseball

Week 7 (April 2)

1. Florida	25-5
2. Stanford	20-3
3. Ole Miss	25-4
4. Oregon State	21-4
5. Arkansas	19-9
6. Florida State	22-7
7. Texas Tech	23-6
8. NC State	23-5
9. Kentucky	19-9
10. Indiana	20-5
11. Clemson	22-6
12. ECU	20-6
13. Southern Miss	19-7
14. Duke	24-5
15. Vanderbilt	17-11
16. Georgia	21-7
17. LSU	18-11
18. Missouri	21-7
19. Auburn	22-7
20. Oklahoma	20-10
21. UCLA	16-7
22. Louisiana Tech	22-8
23. Missouri State	19-7
24. Coastal Carolina	21-9
25. Wichita State	19-6

Perfect Game

Week 7 (April 2)

1. Florida	25-5
2. Stanford	20-3
3. Ole Miss	25-4
4. Oregon State	21-4
5. NC State	23-5
6. Texas Tech	23-6
7. Florida State	22-7
8. Arkansas	19-9
9. Clemson	22-6
10. Kentucky	19-9
11. Duke	24-5
12. Indiana	20-5
13. Auburn	22-7
14. Southern Miss	19-7
15. Vanderbilt	17-11
16. Oklahoma	20-10
17. ECU	20-6
18. LSU	18-11
19. Texas A&M	21-8
20. Missouri	21-7
21. UCLA	16-7
22. Louisville	19-8
23. TCU	14-10
24. Sam Houston State	20-7
25. Georgia	21-7

USA Today/ESPN

Week 7 (April 2)

1. Florida (26)	25-5
2. Stanford (4)	20-3
3. Ole Miss	25-4
4. Oregon State (1)	21-4
5. Texas Tech	23-6
6. Florida State	22-7
7. NC State	23-5
8. Arkansas	19-9
9. Clemson	22-6
10. Kentucky	19-9
11. Indiana	20-5
12. Duke	24-5
13. ECU	20-6
14. Southern Miss	19-7
15. Auburn	22-7
16. Vanderbilt	17-11
17. Georgia	21-7
18. UCLA	16-7
19. Texas A&M	21-8
20. LSU	18-11
21. Louisville	19-8
22. Missouri	21-7
23. Oklahoma	20-10
24. Coastal Carolina	21-9
25. Wichita State	19-6

Collegiate Baseball

Week 7 (April 2)

1. Florida	25-5
2. Stanford	20-3
3. Oregon State	21-4
4. NC State	23-5
5. Ole Miss	25-4
6. Clemson	22-6
7. Duke	24-5
8. Georgia	21-7
9. Florida State	22-7
10. UCLA	16-7
11. Louisville	19-8
12. Texas Tech	23-6
13. Indiana	20-5
14. Arkansas	19-9
15. Illinois	17-7
16. Stetson	23-5
17. Vanderbilt	17-11
18. ECU	20-6
19. Oklahoma	20-10
20. Nevada	15-9
21. LSU	18-11
22. Florida Gulf Coast	22-5
23. Missouri	21-7
24. Missouri State	19-7
25. Auburn	22-7
26. Sam Houston State	20-7
27. Coastal Carolina	21-9
28. Wichita State	19-6
29. Southern Miss	19-7
30. North Carolina	18-10

NCBWA

Week 7 (April 2)

1. Florida	25-5
2. Stanford	21-3
3. Ole Miss	25-4
4. Oregon State	21-4
5. Texas Tech	23-6
6. Florida State	22-7
7. NC State	23-5
8. Arkansas	19-9
9. Clemson	22-6
10. Kentucky	19-9
11. Indiana	20-5
12. Southern Miss	19-7
13. Duke	24-5
14. ECU	20-6
15. Auburn	22-6
16. Vanderbilt	17-11
17. UCLA	16-7
18. Texas A&M	21-8
19. Georgia	21-7
20. LSU	18-11
21. Coastal Carolina	21-9
22. Wichita State	19-6
23. Louisville	19-8
24. Missouri	21-7
25. Oklahoma	20-10
26. UNLV	22-7
27. North Carolina	18-10
28. Louisiana Tech	22-8
29. Florida Atlantic	20-8
30. Stetson	23-5
Sam Houston State	20-7

Arkansas Week-By-Week in the Polls

	BA	D1	PG	USA TODAY	CB	NCBWA
Preseason	4	4	6	6	3	6
Week 1	4	4	6	6	3	4
Week 2	6	5	9	6	15	9
Week 3	6	5	9	7	15	10
Week 4	7	5	9	10	18	--
Week 5	4	4	3	4	7	4
Week 6	6	5	5	6	14	6
Week 7	9	5	8	8	14	8
Week 8	--	--	--	--	--	--
Week 9	--	--	--	--	--	--
Week 10	--	--	--	--	--	--
Week 11	--	--	--	--	--	--
Week 12	--	--	--	--	--	--
Week 13	--	--	--	--	--	--
Week 14	--	--	--	--	--	--
Week 15	--	--	--	--	--	--
Final	--	--	--	--	--	--

BA - Baseball America

ESPN - USA Today/ESPN

CB - Collegiate Baseball

NCBWA - National Collegiate Baseball Writers Association

PG - Perfect Game

D1 - D1Baseball.com

Head Coach Dave Van Horn



PERSONAL

Born: Sept. 17, 1960
 Hometown: Kansas City, Mo.
 Alma Mater: Arkansas (1988)
 Masters of Science: East Texas State Univ. (1992)
 Wife: Karen
 Children: Hollan, Mariel
 Named Head Coach at Arkansas: June 21, 2002

PLAYING HISTORY

1982-1984 Atlanta Braves Organization
 1982 MLB Draft: 10th Rd (Braves)
 1982 Arkansas
 1980-1981 McLennan (Texas) CC

COACHING HONORS

2004 SEC Coach of the Year
 2001 Baseball America National Coach of the Year
 2001 BIG 12 Coach of the Year
 2001 ABCA Midwest Region Coach of the Year
 2000 ABCA Midwest Region Coach of the Year
 1997 Southland Coach of the Year
 1995 Southland Coach of the Year
 1994 NCAA Division II Coach of the Year
 1994 ABCA Central Region Coach of the Year

HALL OF FAME

2013 Inducted into Winnetonka HS HOF
 2012 Inducted into Ban Johnson League HOF
 2001 Inducted into Central Missouri State HOF

After 15 years as head coach of the Razorback Baseball program, Dave Van Horn has continued to elevate Arkansas into one of the nation's premier teams year in and year out. Over his 15 seasons as head Hog, Van Horn has led Arkansas to four College World Series appearances, 14 NCAA Tournament berths, one Southeastern Conference overall title, three SEC Western Division championships and a total of 595 wins, averaging nearly 40 wins a season.

Ever since returning to his alma mater in 2003 to take over for retiring SEC legend Norm DeBriyn, Van Horn has continued to successfully field nationally competitive teams, while also grooming numerous All-Americans, all-conference and future Major League players.

Under his guidance, 20 Razorbacks have been named All-Americans, 26 as All-SEC players, and 90 have been picked in the MLB Draft. Those draft picks are the third-most among all active head coaches in the SEC.

Van Horn is the second-winningest coach in Arkansas history with 595 wins entering the 2018 season. With five more victories, he will become just the second active SEC head coach with 600 or more victories at their current school.

Including his years at Nebraska, Northwestern State and Central Missouri State, Van Horn has racked up 966 wins at four-year institutions, which is 18th-most among all active coaches. With 34 more victories, he will become one of 12 active coaches with 1,000 or more wins at four-year schools.

DVH AGAINST 2018 OPPONENTS				
	W/L	Home	Away	Neutral
Alabama	27-23	14-7	11-13	2-3
Arizona	1-2	--	--	1-2
Auburn	25-20	12-9	13-11	1-0
Bucknell	5-0	3-0	--	2-0
Florida	23-20	10-3	9-15	4-3
Georgia	20-13	12-6	8-6	0-1
Grambling State	5-0	5-0	--	--
Kent State	3-1	2-1	--	1-0
Kentucky	22-11	13-5	9-6	--
LSU	17-37	9-5	7-14	1-8
Memphis	8-1	2-0	4-0	2-1
Mississippi State	25-24	13-11	10-11	2-2
Missouri State	17-9	10-7	7-2	--
Ole Miss	22-34	9-15	9-15	4-4
San Diego State	8-1	4-0	4-1	--
South Carolina	20-18	8-7	9-8	3-3
Texas	4-3	2-0	1-2	1-1
Texas A&M	11-9	5-4	5-5	1-0
Texas Tech	2-0	--	--	2-0
ULM	6-1	6-1	--	--

VAN HORN'S CAREER NUMBERS

Year	School	Record	Pct.	Conf.	Place	Tourn.	NCAA
1989	Texarkana CC	39-18	.684	NA	NA	NA	--
1990	Texarkana CC	44-14	.759	NA	NA	NA	--
1991	Texarkana CC	45-12	.789	NA	NA	NA	--
1992	Texarkana CC	48-10	.827	NA	1st	NA	--
1993	Texarkana CC	38-18	.678	NA	NA	NA	--
	<i>Totals</i>	<i>214-72</i>	<i>.748</i>	--	--	--	--
1994	Central Missouri State	51-11	.823	15-1	1st (Div.)	1st (4-1)	NCAA DII Champs
	<i>Totals</i>	<i>51-11</i>	<i>.823</i>	<i>15-1</i>	--	<i>1 (4-1)</i>	--
1995	Northwestern State	37-15	.711	19-5	1st	DNP (0-2)	--
1996	Northwestern State	34-27	.557	14-16	2nd (Div.)	2nd (3-2)	--
1997	Northwestern State	35-23	.603	19-9	1st	DNP (0-2)	--
	<i>Totals</i>	<i>106-65</i>	<i>.620</i>	<i>52-30</i>	--	<i>3 (3-6)</i>	--
1998	Nebraska	24-20	.545	10-13	7th	DNQ	DNQ
1999	Nebraska	42-18	.700	16-9	5th	1st (4-0)	NCAA (1-2)
2000	Nebraska	51-17	.750	21-9	2nd	1st (5-1)	NCAA (4-2)
2001	Nebraska	50-16	.758	20-8	1st	1st (4-0)	CWS (5-2)
2002	Nebraska	47-21	.691	16-11	2nd	2nd (3-1)	CWS (5-3)
	<i>Totals</i>	<i>214-92</i>	<i>.699</i>	<i>67-39</i>	--	<i>4 (16-2)</i>	<i>4 (15-9)</i>
2003	Arkansas	35-22	.612	14-16	6th West	T-7th (0-2)	NCAA (1-2)
2004	Arkansas	45-24	.652	19-11	T-1st Overall	4th (2-2)	CWS (6-3)
2005	Arkansas	39-22	.636	13-17	T-5th West	T-7th (0-2)	NCAA (2-2)
2006	Arkansas	39-21	.650	18-12	2nd West	T-7th (0-2)	NCAA (1-2)
2007	Arkansas	43-21	.672	18-12	1st West	2nd (3-1)	NCAA (2-2)
2008	Arkansas	34-24	.586	14-15	4th West	DNQ	NCAA (0-2)
2009	Arkansas	41-24	.631	14-15	4th West	4th (2-2)	CWS (7-2)
2010	Arkansas	43-21	.672	18-12	2nd West	T-7th (0-2)	NCAA (3-3)
2011	Arkansas	40-22	.645	15-15	1st West	T-3rd (2-2)	NCAA (2-2)
2012	Arkansas	46-22	.676	16-14	T-2nd West	T-9th (0-2)	CWS (7-3)
2013	Arkansas	39-22	.639	18-11	2nd West	T-3rd (2-1)	NCAA (2-2)
2014	Arkansas	40-25	.615	16-14	4th West	T-3rd (3-2)	NCAA (2-2)
2015	Arkansas	40-25	.615	17-12	3rd West	T-5th (2-2)	CWS (5-3)
2016	Arkansas	26-29	.473	7-23	7th West	DNQ	DNQ
2017	Arkansas	45-19	.703	18-11	2nd West	2nd (3-2)	NCAA (3-2)
2018	Arkansas	21-9	.700	5-4	--	--	--
	<i>Totals</i>	<i>616-352</i>	<i>.636</i>	<i>240-214</i>	--	<i>13 (19-24)</i>	<i>14 (43-32)</i>
<i>Career Totals</i>		<i>1201-592</i>	<i>.669</i>	<i>374-284</i>	--	<i>42-33 (.560)</i>	<i>58-41 (.586)</i>

Numerical Roster

No.	Player	Pos.	B/T	Yr.	Ht.	Wt.	Hometown/Previous School
3	Jared Gates	INF	L/R	Sr	6-0	190	Wichita, Kan./Iowa Western CC/Wichita Northwest HS
4	Bryce Bonnin	RHP/INF	R/R	Fr	6-1	190	Mont Belvieu, Texas/Barbers Hill HS
5	Jacob Nesbit	INF	R/R	Fr	6-0	175	Coppell, Texas/Coppell HS
6	Hunter Wilson	INF	L/R	R-Jr	5-10	170	Spiro, Okla./Eastern OK St. JC/Stephen F. Austin/Spiro HS
7	Jack Kenley	INF	L/R	So	6-0	180	Germantown, Tenn./Houston HS
8	Eric Cole	OF	S/R	Jr	5-11	195	Southlake, Texas/Southlake Carroll HS
9	Jax Biggers	INF	L/R	Jr	5-11	185	Missouri City, Texas/Cisco JC/Ridge Point HS
10	Easton Murrell	INF	S/R	Fr	6-0	190	Prosper, Texas/Prosper HS
11	Keaton McKinney	RHP	R/R	R-Jr	6-5	225	Ankeny, Iowa/Centennial HS
12	Casey Opitz	C/INF	S/R	Fr	5-11	175	Centennial, Co./Heritage HS
13	Jordan McFarland	INF/OF	R/R	So	6-3	220	Waterloo, Ill./Waterloo HS
14	Cole Turney	OF	L/L	Fr	6-0	225	Richmond, Texas/Fort Bend Travis HS
15	Casey Martin	INF	R/R	Fr	5-11	175	Lonoke, Ark./Lonoke HS
16	Blaine Knight	RHP	R/R	Jr	6-3	165	Bryant, Ark./Bryant HS
17	Luke Bonfield	OF	R/R	Sr	6-3	215	Skillman, N.J./IMG Academy
18	Heston Kjerstad	OF	L/R	Fr	6-3	190	Amarillo, Texas/Randall HS
19	Brady Disher	C/INF	L/R	Fr	6-1	190	Trophy Club, Texas/Byron Nelson HS
20	Carson Shaddy	INF	R/R	R-Sr	5-11	185	Fayetteville, Ark./Fayetteville HS
21	Kacey Murphy	LHP	L/L	Jr	6-0	190	Rogers, Ark./Rogers Heritage HS
22	Ben McClain	OF	L/L	Fr	5-10	185	Lee's Summit, Mo./Lee's Summit West HS
24	Dominic Fletcher	OF	L/L	So	5-9	185	Cypress, Calif./Cypress HS
26	Ryan Drake	INF	R/R	Fr	6-4	190	Grapevine, Texas/Grapevine HS
27	Evan Lee	LHP/OF	R/L	So	6-2	190	Bryant, Ark./Bryant HS
28	Kole Ramage	RHP	R/R	Fr	6-1	185	Southlake, Texas/Southlake Carroll HS
29	Angus Denton	RHP	R/R	So	5-11	160	Beebe, Ark./Beebe HS
31	Caleb Bolden	RHP	R/R	Fr	6-2	170	Texarkana, Texas/Pleasant Grove HS
32	Matt Cronin	LHP	L/L	So	6-2	190	Navarre, Fla./Navarre HS
33	Grant Koch	C	R/R	Jr	6-0	195	Fayetteville, Ark./Fayetteville HS
34	Jake Reindl	RHP	R/R	Jr	6-1	200	Fayetteville, Ark./Shiloh Christian HS
35	Jacob Kostyshock	RHP	R/R	So	6-4	175	O'Fallon, Mo./Francis Howell HS
37	Weston Rogers	LHP	L/L	Jr	6-4	215	Springdale, Ark./Har-Ber HS
44	Derek Ripp	INF	L/R	Fr	6-6	230	Olathe, Kan./St. James Academy HS
45	Kevin Kopps	RHP	R/R	R-So	6-0	195	Sugar Land, Texas/George Ranch HS
46	Barrett Loseke	RHP	R/R	Jr	6-0	180	Tulsa, Okla./Jenks HS
47	Hunter Milligan	LHP	L/L	Fr	6-4	205	Greenbrier, Ark./Greenbrier HS
48	Zack Plunkett	C	R/R	R-Jr	6-2	205	Hurst, Texas/TCU/L.D. Bell HS
55	Isaiah Campbell	RHP	R/R	R-So	6-4	235	Olathe, Kan./Olathe South HS
57	Cody Scroggins	RHP	R/R	R-So	6-0	185	Bentonville, Ark./Bentonville HS
88	Zebulon Vermillion	RHP	L/R	Fr	6-4	185	Prairie Village, Kan./Shawnee Mission East HS
99	Jackson Rutledge	RHP	R/R	Fr	6-8	260	St. Louis, Mo./Rockwood Summit HS

Coaches and Support Staff

Head Coach:	2 Dave Van Horn, 16th Season (Arkansas, 1988)
Assistant Coach:	40 Wes Johnson, 2nd Season (Arkansas-Monticello, 1994)
Assistant Coach:	30 Nate Thompson, 1st Season (Dallas-Baptist, 2006)
Volunteer Assistant Coach:	25 Craig Parry, 1st Season (South Dakota State, 2008)
Student Asst. Coach:	26 Jake Arledge, 1st Season
Director of Operations:	Clay Goodwin, 11th Season (Arkansas, 2005)
Athletic Trainer:	Corey Wood (East Carolina, 2008)
Strength & Conditioning	Blaine Kinsley (Lenoir-Rhyne, 2010)
Managers:	Sean O'Neil, Cale Petrie, Hayden Sutton, Chandler Tolbert

Pronunciation Guide

Bryce Bonnin	BON-in
Jacob Nesbit	NEZ-bit
Easton Murrell	Muh-RELL
Heston Kjerstad	KERR-stad
Carson Shaddy	SHAD-eee
Kole Ramage	RAM-midge
Grant Koch	COOK
Jake Reindl	RINE-dull
Jacob Kostyshock	Cost-EE-shock
Barrett Loseke	LOW-ski

2018 Overall Statistics



2018 Arkansas Baseball Overall Statistics for Arkansas (as of Apr 04, 2018) (All games Sorted by Batting avg)



Record: 21-9 Home: 16-2 Away: 4-6 Neutral: 1-1 SEC: 5-4

Player	avg	gp-gs	ab	r	h	2b	3b	hr	rbi	tb	slg%	bb	hp	so	gdp	ob%	sf	sh	sb-att	po	a	e	fld%
18 Heston Kjerstad	.400	30-30	110	29	44	9	0	8	31	77	.700	12	11	21	2	.493	3	0	1-1	44	2	3	.939
20 Carson Shaddy	.356	27-25	90	22	32	4	1	7	25	59	.656	10	6	24	3	.449	1	1	3-5	38	71	5	.956
8 Eric Cole	.347	30-30	124	32	43	7	1	7	20	73	.589	19	1	25	2	.438	0	0	4-5	50	1	0	1.000
15 Casey Martin	.327	29-25	98	23	32	4	0	7	26	57	.582	15	2	25	0	.422	1	3	3-4	21	33	4	.931
9 Jax Biggers	.318	29-28	107	24	34	6	0	3	15	49	.458	21	2	15	1	.432	2	0	5-5	40	59	6	.943
17 Luke Bonfield	.300	28-26	90	14	27	7	0	4	19	46	.511	19	5	18	1	.443	1	0	0-0	4	0	0	1.000
33 Grant Koch	.273	27-26	88	18	24	2	0	6	22	44	.500	18	0	19	1	.385	3	0	1-1	192	21	1	.995
24 Dominic Fletcher	.232	30-28	112	19	26	7	0	4	19	45	.402	11	2	25	0	.302	4	0	1-1	60	2	4	.939

28 Kole Ramage	1.000	1-0	1	0	1	0	0	0	1	1	1.000	0	0	0	0	1.000	0	0	0-0	3	4	0	1.000
27 Evan Lee	.379	10-9	29	7	11	1	0	2	10	18	.621	6	0	6	0	.472	1	1	0-0	20	4	2	.923
13 Jordan McFarland	.324	23-16	71	24	23	3	0	3	12	35	.493	7	2	12	1	.400	0	0	0-1	116	9	0	1.000
6 Hunter Wilson	.292	15-6	24	4	7	1	0	0	6	8	.333	3	1	3	1	.393	0	1	0-0	17	14	2	.939
12 Casey Opitz	.263	11-4	19	6	5	2	0	0	3	7	.368	3	1	6	0	.375	1	1	0-0	57	8	1	.985
7 Jack Kenley	.231	20-3	13	6	3	1	0	0	4	4	.308	5	1	6	0	.450	1	1	0-0	2	12	1	.933
3 Jared Gates	.229	18-14	48	9	11	4	0	3	12	24	.500	6	1	9	1	.321	1	1	1-1	100	8	1	.991
48 Zack Plunkett	.222	6-0	9	1	2	0	0	1	2	5	.556	1	0	1	0	.300	0	0	0-0	10	0	0	1.000
10 Easton Murrell	.125	6-0	8	4	1	0	0	0	1	1	.125	3	2	2	1	.462	0	0	0-0	3	5	1	.889
14 Cole Turney	.000	4-0	7	1	0	0	0	0	0	0	.000	2	0	6	0	.222	0	0	1-1	0	0	0	.000
Totals	.311	30	1048	243	326	58	2	55	228	553	.528	161	37	223	14	.414	19	9	20-25	792	278	35	.968
Opponents	.239	30	986	137	236	35	2	21	118	338	.343	103	16	269	27	.319	8	14	15-21	762	236	24	.977

LOB - Team (271), Opp (198). DPs turned - Team (32), Opp (16). CI - Team (0), Opp (2). IBB - Team (4), H. Kjerstad 2, L. Bonfield 1, C. Shaddy 1. Picked off - J. Biggers 1, H. Kjerstad 1.

(All games Sorted by Earned run avg)

Player	era	w-l	app	gs	cg	sho	sv	ip	h	r	er	bb	so	2b	3b	hr	b/avg	wp	hp	bks	sfa	sha
16 Blaine Knight	2.01	5-0	7	7	0	0/1	0	40.1	33	11	9	10	42	3	0	5	.224	1	2	2	0	2
21 Kacey Murphy	2.25	3-2	6	5	0	0/1	0	32.0	27	13	8	6	26	5	1	5	.231	2	2	0	2	0

37 Weston Rogers	0.00	0-0	1	0	0	0/0	0	0.0	0	0	0	1	0	0	0	0		0	0	0	0	0
57 Cody Scroggins	1.80	0-0	6	0	0	0/2	0	5.0	1	2	1	5	7	0	0	0	.067	1	1	0	0	1
99 Jackson Rutledge	2.13	2-0	9	1	0	0/1	1	12.2	8	7	3	8	10	0	0	2	.167	0	0	0	1	1
31 Caleb Bolden	2.61	3-0	6	2	0	0/1	0	20.2	19	6	6	8	15	2	0	0	.260	1	1	0	0	2
32 Matt Cronin	2.62	2-0	11	0	0	0/1	5	24.0	12	7	7	5	28	4	0	2	.150	2	1	0	2	0
28 Kole Ramage	3.12	0-1	10	1	0	0/1	0	17.1	16	15	6	7	23	1	0	1	.250	5	1	0	1	4
55 Isaiah Campbell	3.33	2-3	6	6	0	0/0	0	27.0	23	16	10	16	29	6	1	2	.223	2	2	0	0	0
4 Bryce Bonnin	3.94	1-0	7	1	0	0/1	0	16.0	14	9	7	8	15	1	0	1	.250	3	1	0	1	1
88 Zebulon Vermillion	4.00	0-0	6	0	0	0/0	1	9.0	11	5	4	0	11	1	0	0	.289	2	1	0	0	0
47 Hunter Milligan	4.50	0-0	3	2	0	0/1	0	4.0	2	2	2	3	4	0	0	0	.154	1	1	1	0	1
11 Keaton McKinney	4.50	0-0	1	1	0	0/0	0	2.0	1	1	1	2	2	0	0	0	.167	0	0	0	0	0
46 Barrett Loseke	5.02	0-0	8	2	0	0/0	0	14.1	11	8	8	8	21	2	0	1	.208	1	1	2	1	0
34 Jake Reindl	5.62	1-1	9	1	0	0/0	1	16.0	24	14	10	6	19	5	0	1	.324	4	1	0	0	1
27 Evan Lee	6.10	2-2	6	1	0	0/0	0	10.1	15	9	7	4	8	2	0	0	.341	1	0	0	0	1
35 Jacob Kostyshock	6.75	0-0	8	0	0	0/0	1	13.1	19	12	10	6	9	3	0	1	.345	2	1	0	0	0
Totals	3.38	21-9	30	30	0	4/4	9	264.0	236	137	99	103	269	35	2	21	.239	28	16	5	8	14
Opponents	8.04	9-21	30	30	0	0/0	5	254.0	326	243	227	161	223	58	2	55	.311	34	37	4	19	9

PB - Team (6), G. Koch 4, C. Opitz 2, Opp (6). Pickoffs - Team (2), E. Lee 1, C. Bolden 1, Opp (2). SBA/ATT - G. Koch (9-12), C. Opitz (6-9), I. Campbell (3-5), J. Reindl (4-4), J. Rutledge (2-3), M. Cronin (1-2), C. Bolden (2-2), B. Knight (0-1), H. Milligan (1-1), K. Ramage (0-1), B. Bonnin (1-1), E. Lee (1-1).

2018 Conference Statistics



2018 Arkansas Baseball Conference statistics for Arkansas (as of Apr 04, 2018) (SEC games only Sorted by Batting avg)



Record: 5-4 Home: 3-0 Away: 2-4 SEC: 5-4

Player	avg	gp-gs	ab	r	h	2b	3b	hr	rbi	tb	slg%	bb	hp	so	gdp	ob%	sf	sh	sb-att	po	a	e	fld%
20 Carson Shaddy	.452	9-9	31	8	14	3	0	3	10	26	.839	5	1	7	0	.526	1	0	2-3	14	23	3	.925
18 Heston Kjerstad	.444	9-9	36	12	16	4	0	3	10	29	.806	3	2	8	0	.488	2	0	0-0	15	0	1	.938
9 Jax Biggers	.395	9-9	38	7	15	3	0	2	9	24	.632	5	1	7	0	.467	1	0	0-0	10	19	1	.967
8 Eric Cole	.372	9-9	43	9	16	2	0	3	7	27	.628	4	0	10	0	.426	0	0	0-0	13	0	0	1.000
13 Jordan McFarland	.300	8-8	30	8	9	1	0	1	2	13	.433	4	1	6	0	.400	0	0	0-0	52	5	0	1.000
15 Casey Martin	.286	9-8	35	5	10	0	0	1	3	13	.371	5	0	9	0	.375	0	1	0-0	7	15	1	.957
24 Dominic Fletcher	.282	9-9	39	6	11	3	0	2	6	20	.513	2	0	8	0	.310	1	0	0-0	24	0	3	.889
33 Grant Koch	.265	9-9	34	8	9	1	0	4	13	22	.647	4	0	6	0	.325	2	0	0-0	71	9	0	1.000
17 Luke Bonfield	.219	9-8	32	5	7	2	0	2	6	15	.469	6	2	7	1	.375	0	0	0-0	0	0	0	.000

48 Zack Plunkett	.500	2-0	2	1	1	0	0	1	1	4	2.000	0	0	0	0	.500	0	0	0-0	0	0	0	.000
27 Evan Lee	.400	1-1	5	1	2	0	0	1	1	5	1.000	0	0	2	0	.400	0	0	0-0	0	1	0	1.000
3 Jared Gates	.400	2-1	5	1	2	0	0	1	2	5	1.000	0	0	2	0	.333	1	0	0-0	8	0	0	1.000
7 Jack Kenley	.333	6-0	3	0	1	0	0	0	0	1	.333	0	0	1	0	.333	0	0	0-0	1	1	0	1.000
6 Hunter Wilson	.250	3-1	4	0	1	0	0	0	0	1	.250	0	0	0	0	.250	0	0	0-0	2	3	1	.833
12 Casey Opitz	.000	2-0	1	0	0	0	0	0	0	0	.000	1	0	1	0	.500	0	0	0-0	8	0	0	1.000
Totals	.337	9	338	71	114	19	0	24	70	205	.607	39	7	74	1	.408	8	1	2-3	231	81	11	.966
Opponents	.279	9	305	60	85	12	1	12	54	135	.443	34	5	83	9	.355	5	1	3-4	234	59	3	.990

LOB - Team (88), Opp (59). DPs turned - Team (10), Opp (2).

(SEC games only Sorted by Earned run avg)

Player	era	w-l	app	gs	cg	sho	sv	ip	h	r	er	bb	so	2b	3b	hr	b/avg	wp	hp	bk	sfa	sha
21 Kacey Murphy	3.38	1-2	3	2	0	0/0	0	16.0	16	10	6	3	15	3	1	3	.254	2	1	0	2	0
16 Blaine Knight	3.63	2-0	3	3	0	0/0	0	17.1	18	9	7	6	21	1	0	4	.269	0	1	0	0	1
32 Matt Cronin	3.97	0-0	5	0	0	0/0	3	11.1	8	5	5	2	14	2	0	2	.190	0	0	0	0	0
55 Isaiah Campbell	6.00	1-1	2	2	0	0/0	0	9.0	7	7	6	8	10	0	0	2	.212	0	1	0	0	0

34 Jake Reindl	0.00	1-0	1	0	0	0/0	0	1.2	2	0	0	3	2	0	0	0	.286	0	0	0	0	0
99 Jackson Rutledge	0.00	0-0	2	0	0	0/0	0	0.2	2	1	0	1	0	0	0	0	.500	0	0	0	1	0
28 Kole Ramage	1.69	0-0	2	1	0	0/0	0	5.1	2	4	1	1	7	1	0	0	.105	1	1	0	1	0
4 Bryce Bonnin	5.40	0-0	1	0	0	0/0	0	3.1	5	2	2	2	1	1	0	1	.417	2	0	0	0	0
88 Zebulon Vermillion	5.40	0-0	2	0	0	0/0	0	3.1	5	2	2	0	6	1	0	0	.333	1	0	0	0	0
27 Evan Lee	12.00	0-1	2	1	0	0/0	0	3.0	9	6	4	1	4	1	0	0	.529	0	0	0	0	0
35 Jacob Kostyshock	15.75	0-0	2	0	0	0/0	0	4.0	8	9	7	3	2	2	0	0	.421	1	1	0	0	0
46 Barrett Loseke	18.00	0-0	1	0	0	0/0	0	1.0	2	2	2	2	1	0	0	0	.500	0	0	0	1	0
31 Caleb Bolden	27.00	0-0	1	0	0	0/0	0	1.0	1	3	3	2	0	0	0	0	.333	0	0	0	0	0
Totals	5.26	5-4	9	9	0	0/0	3	77.0	85	60	45	34	83	12	1	12	.279	7	5	0	5	1
Opponents	8.19	4-5	9	9	0	0/0	2	78.0	114	71	71	39	74	19	0	24	.337	9	7	0	8	1

PB - Team (0), Opp (2). Pickoffs - Team (1), E. Lee 1. SBA/ATT - G. Koch (3-4), I. Campbell (1-2), E. Lee (1-1), M. Cronin (1-1).

2018 Overall Statistics



2018 Arkansas Baseball Games Summary for Arkansas (as of Apr 04, 2018) (All games)



Score by innings	1	2	3	4	5	6	7	8	9	EX	Total
Arkansas	25	43	25	31	29	24	33	25	6	2	243
Opponents	14	16	18	10	25	11	16	17	9	1	137

Record when ...

Overall	21-9	After 6 leading	18-0
Conference	5-4 trailing	0-6
Non-Conference	16-5 tied	3-3
Home games	16-2	After 7 leading	19-0
Away games	4-6 trailing	1-8
Neutral site	1-1 tied	1-1
Day games	14-7	After 8 leading	18-0
Night games	7-2 trailing	0-8
vs Left starter	5-3 tied	2-1
vs Right starter	16-6		
1-Run games	4-5	Hit 0 home runs	1-3
2-Run games	3-1	... 1 home run	10-3
5+Run games	10-2	... 2+ home runs	10-3
Extra innings	1-0		
Shutouts	4-0	Opponent 0 home runs	12-4
	 1 home run	6-3
Scoring 0-2 runs	1-2 2+ HRs	3-2
..... 3-5 runs	4-5		
..... 6-9 runs	7-1	Made 0 errors	10-1
..... 10+ runs	9-1 1 error	6-1
	 2+ errors	5-7
Opponent 0-2 runs	10-0		
..... 3-5 runs	7-4	Opp. made 0 errors	9-6
..... 6-9 runs	4-2 1 error	6-1
..... 10+ runs	0-3 2+ errors	6-2
Scored in 1st inning	8-1	Out-hit opponent	18-5
Opp. scored in 1st	5-3	Out-hit by opponent	3-4
Scores first	14-3	Hits are tied	0-0
Opp. scores first	7-6		

Record when team scores:

Runs	0	1	2	3	4	5	6	7	8	9	10+
W-L	0-0	1-1	0-1	1-2	2-3	1-0	2-1	3-0	1-0	1-0	9-1

Record when opponent scores:

Runs	0	1	2	3	4	5	6	7	8	9	10+
W-L	4-0	2-0	4-0	1-1	5-1	1-2	1-1	1-1	0-0	2-0	0-3

Record when leading after:

Inn.	1	2	3	4	5	6	7	8
W-L	8-0	13-3	14-3	14-2	15-1	18-0	19-0	18-0

Record when trailing after:

Inn.	1	2	3	4	5	6	7	8
W-L	4-3	4-5	3-5	2-4	4-5	0-6	1-8	0-8

Record when tied after:

Inn.	1	2	3	4	5	6	7	8
W-L	9-6	4-1	4-1	5-3	2-3	3-3	1-1	2-1

Current winning streak: 2

Longest winning streak: 6

Longest losing streak: 2

Home attendance : 126785 (16 dates avg = 7924)

Away attendance : 52545 (12 dates avg = 4378)

Total attendance: 179330 (28 dates avg = 6404)

#16 BLAINE

KNIGHT

RHP • 6-3 • 170 • JUNIOR

BRYANT, ARKANSAS

BRYANT HS



CAREER HIGHS

Category	High	Opponent (Last)	Date
Innings	8.0	Alabama	3/31/17
Longest Start	8.0	Alabama	3/31/17
Shortest Start	2.0	2x (at Ok. St.)	3/29/16
Longest Relief	4.1	W. Illinois	3/12/16
Hits	8	at Auburn	4/21/17
Runs	8	at Auburn	4/21/17
Earned Runs	8	at Auburn	4/21/17
Walks	4	2x (at No. 2 Florida)	3/23/18
Strikeouts	11	Mississippi St.	3/17/17

CAREER VS. 2017 OPPONENTS

Team	ERA	W-L	G-GS	IP	H	R	ER	BB-K
Arizona	1.50	0-1	1-1	6.0	5	2	1	0-10
Florida	0.00	--	1-0	1.0	2	1	0	1-1
Ole Miss	4.05	0-1	2-1	11.1	10	5	5	3-16
ULM	0.00	--	1-0	3.0	1	0	0	1-3
Auburn	34.29	0-1	1-1	2.1	8	8	8	4-1
Grambling St.	0.00	--	1-0	2.0	3	0	0	0-0
Missouri St.	6.00	--	2-1	6.0	4	4	4	3-8
Mississippi St.	1.57	2-0	3-3	17.2	13	5	3	2-21
Alabama	2.21	1-0	2-2	12.2	7	3	3	1-11
LSU	0.00	1-0	2-1	9.2	9	5	0	5-14
Texas A&M	1.11	1-1	3-1	8.1	6	2	1	0-3
Georgia	1.50	1-0	1-1	6.0	5	1	1	1-5

2017 HIGHLIGHTS

- Made 17 appearances on the mound, 16 being starts
- Named Opening Day starter against Miami (Ohio)
- Named to Golden Spikes Mid-season Watch List
- Generated a 3.28 ERA in 90.2 innings pitched, the second-lowest ERA among Razorback starting pitchers
- Compiled an 8-4 record, the most wins of any Arkansas pitcher and the most since Chris Oliver had eight in 2014
- Made his one relief appearance in the final game of the NCAA Fayetteville Regional against Missouri State, facing three batters in the eighth inning and allowing one walk
- Struck out 96 batters and walked only 20 for a 4.8 strikeout-to-walk ratio
- Strikeouts ranked second on the team and 10th in the SEC
- Set career-highs in wins (8), starts (16), innings pitched (90.2), and strikeouts (96)
- Was best among Arkansas starters in SEC play with a 6-3 record and a 3.38 ERA in 10 starts
- ERA was in top-15 among conference pitchers
- Had only one quality start in first four outings before racking up five-straight quality starts, all against SEC opponents (Mississippi State, Missouri, Alabama, LSU, Georgia)
- Had a total of eight quality starts on the year, his best coming at Alabama (March 31), where he threw eight strong innings and allowed just one earned run on three hits with seven strikeouts
- Recorded 10 or more strikeouts vs. No. 5 Arizona (March 3), Mississippi State (March 17), and Ole Miss (April 27)
- The 20 walks for the year were the 13th-lowest in the league
- Opened season a stretch of seven-straight games with one walk or less allowed
- During same span, he struck out 48 batters and had allowed only 10 earned runs in 40.1 innings

KNIGHT'S CAREER APPEARANCES

Blaine Knight 2016 Game-By-Game (Freshman)
(18 Appearances, 7 Starts)

Date	Opponent	IP	H	R-ER	BB	K	Result
2/20/16	Central Michigan*	5.0	4	2-2	0	3	W, 1-0
2/27/16	vs. #9 Houston*	2.0	4	1-1	1	3	ND
3/5/16	Eastern Illinois*	3.1	7	5-5	1	4	ND
3/12/16	Western Illinois	4.1	3	0-0	2	5	W, 2-0
3/16/16	Grambling St.	2.0	3	0-0	0	0	ND
3/29/16	at #16 Oklahoma St.*	2.0	4	3-3	1	1	ND
4/2/16	Missouri	3.1	4	1-1	1	2	ND
4/8/16	at #14 Ole Miss	4.0	3	0-0	1	6	ND
4/12/16	ULM*	3.0	1	0-0	1	3	ND
4/16/16	#2 Florida	1.0	2	1-0	1	1	ND
4/19/16	#25 Creighton	1.0	1	0-0	0	2	ND
4/23/16	at #12 Kentucky	2.1	3	0-0	1	2	ND
4/26/16	#18 Oklahoma St.	0.1	0	0-0	0	0	ND
4/30/16	#2 Texas A&M	1.0	1	0-0	0	0	ND
4/30/16	#2 Texas A&M	1.1	2	2-1	0	1	L, 2-1
5/7/16	at #13 LSU	3.2	6	5-0	2	8	ND
5/15/16	Alabama*	4.2	4	2-2	1	4	ND
5/21/16	at #4 Mississippi St.*	4.0	5	2-1	1	1	ND
TOTALS	18 G, 7 GS	48.1	57	24-16	14	46	2-1

Blaine Knight 2017 Game-By-Game (Sophomore)
(17 Appearances, 16 Starts)

Date	Opponent	IP	H	R-ER	BB	K	Result
2/17/17	Miami (Ohio)*	4.0	3	0-0	0	5	W, 1-0
2/24/17	Bryant*	5.0	4	3-3	1	4	ND
3/3/17	vs. #5 Arizona*	6.0	5	2-1	0	10	L, 1-1
3/10/17	Rhode Island*	4.1	6	2-2	0	4	ND
3/17/17	Mississippi St.*	7.0	3	1-1	0	11	W, 2-1
3/24/17	at #18 Missouri*	6.0	5	2-2	1	7	W, 3-1
3/31/17	at Alabama*	8.0	3	1-1	0	7	W, 4-1
4/7/17	#13 LSU*	6.0	3	0-0	3	6	W, 5-1
4/13/17	Georgia*	6.0	5	1-1	1	5	W, 6-1
4/21/17	at #10 Auburn*	2.1	8	8-8	4	1	L, 6-2
4/27/17	Ole Miss*	7.1	7	5-5	2	10	L, 6-3
5/4/17	at Tennessee*	5.0	5	3-3	1	2	ND
5/13/17	#25 Vanderbilt*	5.0	6	1-1	3	5	L, 6-4
5/20/17	at #22 Texas A&M*	6.0	3	0-0	0	2	W, 7-4
5/26/17	vs. Mississippi St.*	6.2	5	2-1	1	9	W, 8-4
6/3/17	#21 Missouri State*	5.1	4	4-4	2	8	ND
6/5/17	#21 Missouri State	0.2	0	0-0	1	0	ND
TOTALS	17 G, 16 GS	90.2	75	35-33	20	96	8-4

Blaine Knight 2018 Game-By-Game (Junior)
(7 Appearances, 7 Starts)

Date	Opponent	IP	H	R-ER	BB	K	Result
2/16/18	Bucknell*	5.0	0	0-0	2	4	W, 1-0
2/23/18	vs. Cal Poly*	6.0	5	1-1	1	7	ND
3/2/18	USC*	6.0	6	0-0	1	4	W, 2-0
3/9/18	Kent State*	6.0	4	1-1	0	6	W, 3-0
3/16/18	#4 Kentucky*	4.2	6	2-2	1	4	ND
3/23/18	at #2 Florida*	6.2	5	3-3	4	10	W, 4-0
3/29/18	at #4 Ole Miss*	6.0	7	4-2	1	7	W, 5-0
TOTALS	7 G, 7 GS	40.1	33	11-9	10	42	5-0

2018 HIGHLIGHTS

- Has made five-straight starts of five innings or more with four quality outings in his last five appearances heading into the series with Ole Miss.
- Has been part of the Opening Weekend rotation for three-straight years dating back to 2016.
- Currently sporting a team-leading 1.83 ERA, the sixth-lowest ERA in the SEC.
- Threw a scoreless five innings on Opening Day against Bucknell and a scoreless six innings against USC. Currently has four outings of five or more innings with no runs allowed.
- After giving up a home run in the first inning against Kent State (March 9), he retired 12 of the next 13 batters and had his third-straight quality start.
- Outdueled Brady Singer and the Florida Gators, going 6.2 innings with just three earned runs allowed.
- Struck out 10 Gator batters, just one shy of his career-high, but is the first Razorback pitcher with 10 or more strikeouts in an outing this year.
- Pitched six or more innings for the fifth time in his last six starts after going 6.0 against Ole Miss last week, picking up his second-consecutive victory.

#21 KACEY MURPHY

LHP • 6-0 • 200 • JUNIOR
ROGERS, ARKANSAS
ROGERS HERITAGE HS



CAREER HIGHS

Category	High	Opponent (Last)	Date
Innings	7.0	2x (vs. Florida)	5/27/17
Longest Start	7.0	2x (vs. Florida)	5/27/17
Shortest Start	3.0	Alcorn State	3/15/17
Longest Relief	5.1	No. 4 Kentucky	3/17/18
Hits	7	No. 4 Kentucky	3/17/18
Runs	5	Missouri St.	5/17/16
Earned Runs	4	Missouri St.	5/17/16
Walks	4	New Orleans	3/22/17
Strikeouts	10	Grand Canyon	4/5/17

CAREER VS. 2018 OPPONENTS

Team	ERA	W-L	G-GS	IP	H	R	ER	BB-K
Arizona	8.18	0-0	1-0	1.1	2	1	1	1-0
Ole Miss	22.50	0-0	1-1	1.2	3	3	3	2-2
ULM	3.60	1-0	1-1	5.0	3	2	2	1-9
Auburn	5.29	0-0	2-0	5.1	6	3	3	0-5
South Carolina	45.00	0-0	1-0	0.2	3	1	1	1-0
Missouri St.	6.92	0-1	4-2	9.1	8	9	7	5-15
Mississippi St.	0.00	0-0	2-0	1.1	0	0	0	0-1
Texas A&M	0.00	0-0	1-0	0.0	1	0	0	1-0

2017 HIGHLIGHTS

- Made 19 appearances with 10 starts, compiling a career-best 3.65 ERA over 49.1 innings
- Struck out 68 batters and gave up just 20 earned runs with 21 walks
- His strikeout total was third-best on the team and he was one of only two Hog pitchers to throw a complete game
- Earned five wins on the year, one coming against an SEC opponent in the SEC Tournament (vs. Florida - May 27)
- Against the top-seeded Gators in the SEC Tournament semifinals, he threw a complete seven innings, allowing just two hits and striking out eight
- Earned a win in his first collegiate start, going five innings against ULM (March 8) and striking out nine
- Struck out a career-high 10 batters in four innings against Grand Canyon (April 5), his fourth start of the year
- Pitched a career-high seven innings and gave up just one hit against Memphis (April 19) in North Little Rock, while striking out seven
- Threw 8.2 innings in two starts in the NCAA Fayetteville Regional, allowing five earned runs against Oral Roberts (June 4) and Missouri State (June 5)
- Threw 74 pitches in 3.2 innings in the start against the Golden Eagles and was able to go five innings the next day against the Bears, throwing 81 pitches
- Struck out six or more batters in seven of his 10 starts (vs. ULM - March 8; vs. Alcorn State - March 15; vs. Grand Canyon - April 5; vs. Memphis - April 19; vs. Florida - May 27; vs. Oral Roberts - June 4; vs. Missouri State - June 5)
- Named to SEC Spring Academic Honor Roll.

MURPHY'S CAREER APPEARANCES

Kacey Murphy 2018 Game-By-Game (Junior)
(6 Appearances, 5 Starts)

Date	Opponent	IP	H	R-ER	BB	K	Result
2/22/18	vs. Arizona*	6.0	1	0-0	1	6	W, 1-0
3/4/18	USC*	4.0	5	1-0	2	2	ND
3/13/18	Texas*	6.0	5	2-2	0	3	W, 2-0
3/17/18	#4 Kentucky	5.1	7	2-2	0	5	W, 3-0
3/25/18	at #2 Florida*	6.1	4	4-3	3	6	L, 3-1
3/31/18	at #4 Ole Miss*	4.1	5	4-1	0	4	L, 3-2
TOTALS	5 G, 4 GS	27.2	22	9-7	6	22	3-1

Kacey Murphy 2017 Game-By-Game (Sophomore)
(19 Appearances, 10 Starts)

Date	Opponent	IP	H	R-ER	BB	K	Result
2/19/17	Miami (Ohio)	1.0	0	0-0	0	1	ND
2/24/17	Bryant	0.1	1	0-0	1	1	ND
3/3/17	vs. #5 Arizona	1.1	2	1-1	1	0	ND
3/8/17	ULM*	5.0	3	2-2	1	9	W, 1-0
3/15/17	Alcorn State*	3.0	6	1-1	1	6	W, 2-0
3/19/17	Mississippi St.	0.1	0	0-0	0	0	ND
3/22/17	New Orleans*	2.2	2	0-0	4	3	ND
3/25/17	at #18 Missouri	0.0	3	3-3	1	0	ND
4/5/17	Grand Canyon*	4.0	5	0-0	0	10	W, 3-0
4/11/17	at Missouri State*	1.2	3	1-1	0	2	ND
4/15/17	Georgia	0.1	1	0-0	1	0	ND
4/19/17	Memphis*	7.0	1	0-0	1	7	W, 4-0
4/23/17	at #10 Auburn	3.1	2	1-1	0	2	ND
4/28/17	Ole Miss*	1.2	3	3-3	2	2	ND
5/13/17	#25 Vanderbilt	1.0	3	3-3	2	2	ND
5/25/17	vs. Mississippi St.	1.0	0	0-0	0	1	ND
5/27/17	vs. Florida*	7.0	2	0-0	3	8	W, 5-0
6/4/17	Oral Roberts*	3.2	4	3-3	1	6	ND
6/5/17	Missouri State*	5.0	2	2-2	2	8	L, 5-1
TOTALS	19 G, 10 GS	49.1	43	20-20	21	68	5-1

Kacey Murphy 2016 Game-By-Game (Freshman)
(14 Appearances, 0 Starts)

Date	Opponent	IP	H	R-ER	BB	K	Result
2/19/16	Central Michigan	0.1	0	0-0	1	1	ND
2/21/16	Central Michigan	0.2	0	0-0	1	0	ND
2/23/16	Mississippi Valley St.	1.0	1	1-1	1	1	ND
3/4/16	Eastern Illinois	1.0	1	0-0	0	0	ND
3/9/16	Gonzaga	0.1	0	1-1	0	0	ND
3/13/16	Western Illinois	1.2	0	0-0	0	2	ND
3/18/16	at #12 South Carolina	0.2	3	1-1	1	0	ND
3/26/16	Auburn	2.0	4	2-2	0	3	ND
4/3/16	Missouri	0.0	2	2-2	1	0	ND
4/19/16	#25 Creighton	0.2	1	0-0	0	1	ND
4/26/16	#18 Oklahoma St.	0.1	0	0-0	0	1	ND
5/1/16	#2 Texas A&M	0.0	1	0-0	1	0	ND
5/3/16	at Missouri St.	0.2	0	1-0	2	0	ND
5/17/16	Missouri St.	2.1	3	5-4	1	5	ND
TOTALS	14 G, 0 GS	11.2	16	13-11	9	14	0-0

2018 HIGHLIGHTS

- Earned his first win of the year in a midweek start against Arizona, allowing one hit in six innings in a 1-0 win over the Wildcats.
- Has gone five or more innings in four of his five outings this year. Currently has the second-most innings on the team (27.2).
- Threw 5.1 innings of relief against No. 4 Kentucky, earning his third win of the year and first out of the bullpen in 2018.
- Earned the weekend start against Ole Miss by allowing just three earned runs over 6.1 innings against No. 2 Florida, his third appearance with five or more strikeouts.

By The Numbers

RECORD RUNDOWN

Overall	21-9
vs. Top-5 Teams	5-4
vs. Top-10 Teams	5-4
vs. Top-25 Teams	5-4
vs. Unranked Teams	16-5
At home	16-2
On the road	4-6
At neutral sites	1-1
In day games	13-7
In night games	10-3
In extra innings	0-0
vs. teams .500 or better	15-8
vs. teams .500 or worse	6-1
vs. left-handed starter	5-3
vs. right-handed starter	16-6
When starter receives decision	11-6
When reliever receives decision	10-3
When starter goes 5+ innings	11-3
When starter goes less than 5 innings	10-6
When scoring first	15-3
When opponent scores first	6-6
When leading after 6 innings	18-0
When trailing after 6 innings	0-6
When tied after 6 innings	3-3
When leading after 8 innings	18-0
When trailing after 8 innings	0-8
When tied after 8 innings	1-1
In one-run games	4-5
In two-run games	3-1
Series W-L-T	7-2-0
Series sweeps/times swept	5/0
When scoring 0-2 runs	1-3
When scoring 3-5 runs	4-4
When scoring 6-9 runs	7-1
When scoring 10+ runs	9-1
Shutouts vs. times shut out	4/0
When opponent scores 5 runs or less	17-4
When opponent scores 5 runs or more	5-4
When collecting 0-3 hits	1-0
When collecting 4-6 hits	1-0
When collecting 7-9 hits	4-6
When collecting 10-12 hits	9-3
When collecting 13+ hits	6-0
When out-hitting opponent	19-5
When out-hit by opponent	2-4
When hits are equal	0-0
When hitting a home run	19-6
When opponent hits a home run	8-5
When errorless	10-2
When committing one error	6-1
When committing 2+ errors	5-7
When opponent is errorless	9-6
Vs. SEC	5-4
Vs. SEC East	4-2
Vs. SEC West	1-2
Vs. non-conference	16-5
Game 1 of weekend series	6-0
Game 2 of weekend series	2-4
Game 3 of weekend series	5-1
In February	6-2
In March	13-7
In April	2-0
In May	0-0
In June	0-0

MULTIPLE-HIT GAMES

Name	2	3	4	5+	Total
Heston Kjerstad	7	5	--	--	12
Casey Martin	10	--	1	--	11
Eric Cole	6	3	2	--	11
Jax Biggers	8	1	1	--	10
Carson Shaddy	5	4	--	--	9
Jordan McFarland	6	--	--	--	6
Dominic Fletcher	6	--	--	--	6
Grant Koch	5	--	--	--	5
Evan Lee	4	1	--	--	5

CAREER MULTIPLE-HIT GAMES

Name	2015	2016	2017	2018	Total
Jax Biggers	--	--	23	10	33
Luke Bonfield	--	14	24	4	42
Eric Cole	--	8	15	11	34
Dominic Fletcher	--	--	18	6	24
Jared Gates	--	--	5	3	8
Heston Kjerstad	--	--	--	12	12
Grant Koch	--	7	15	5	27
Carson Shaddy	5	21	15	9	50
Evan Lee	--	--	3	5	8

MULTIPLE-RBI GAMES

Name	2	3	4	5+	Total
Heston Kjerstad	5	2	1	--	8
Grant Koch	4	2	1	--	7
Carson Shaddy	2	3	2	--	7
Casey Martin	3	2	--	2	7
Dominic Fletcher	3	--	--	1	4
Luke Bonfield	1	2	1	--	4
Jared Gates	3	--	1	-	4
Eric Cole	1	3	--	--	4
Evan Lee	2	1	--	--	3

HITTING STREAKS

Name	CURRENT	2018	CAREER
Jax Biggers	--	8	9
Luke Bonfield	2	7	8
Eric Cole	5	12	12
Dominic Fletcher	1	7	8
Grant Koch	--	8	8
Heston Kjerstad	14	14	14
Carson Shaddy	1	5	11
Casey Martin	--	13	13
Jordan McFarland	5	10	10

REACHED BASE

Name	CURRENT	2018	CAREER
Jax Biggers	--	15	15
Luke Bonfield	2	20	20
Eric Cole	9	16	16
Dominic Fletcher	7	8	13
Grant Koch	--	18	18
Jared Gates	1	9	17
Carson Shaddy	1	6	19
Heston Kjerstad	16	16	16
Evan Lee	2	4	7
Casey Martin	9	18	18
Jordan McFarland	5	10	10
Casey Opitz	4	4	4

HOME RUNS

Career Home Runs	SOLO	2R	3R	GS	Total
Jax Biggers	4	2	1	-	7
Luke Bonfield	8	9	4	-	21
Eric Cole	8	2	2	-	12
Dominic Fletcher	10	4	2	-	16
Grant Koch	8	8	6	1	23
Jared Gates	5	4	-	-	9
Carson Shaddy	11	10	1	-	22
Casey Martin	2	2	3	-	7
Heston Kjerstad	5	1	2	-	8
Jordan McFarland	2	-	-	1	3
Zack Plunkett	1	-	-	-	1
Evan Lee	1	-	1	-	2

BREAKDOWN

Total	55
At Baum Stadium	38
On The Road	16
At Neutral Site	2
Vs. RHP	41
Vs. LHP	15
w/ 0 Outs	19
w/ 1 Out	20
w/ 2 Outs	17
Solo	30
Two-Run	13
Three-Run	13
Grand Slam	1
Back-To-Back	2
Pinch-Hit	1
Walk-Off	0
Before the 7th Inning	38
7th Inning and Beyond	16
Opponent Total	22
Last HR Given Up	Barrett (vs. ULM, April 3)
Longest Stretch Without HR Allowed	6
Current Streak of No HR Allowed	1

Soovieville Slugger Chart

No.	Player	Gm#	Date	Opponent	Pitcher	On Base	Inn	Outs	Count	Score	Final
1.	C. Shaddy	1	Feb. 16	Bucknell	Taylor	..2.	2	2	0-0	7-0	W, 14-2
2.	L. Bonfield	2	Feb. 17	Bucknell	Grabek	..2.	1	1	2-0	0-1	W, 32-4
3.	C. Shaddy	2	Feb. 17	Bucknell	Grabek	0...	2	1	3-1	3-1	W, 32-4
4.	D. Fletcher	2	Feb. 17	Bucknell	Grabek	..2.	2	1	1-0	5-1	W, 32-4
5.	G. Koch	2	Feb. 17	Bucknell	Grabek	0...	2	2	0-0	8-1	W, 32-4
6.	C. Martin	2	Feb. 17	Bucknell	Strahm	..2.	6	0	1-1	22-2	W, 32-4
7.	J. Gates	2	Feb. 17	Bucknell	Korchak	1..	6	0	2-2	25-2	W, 32-4
8.	E. Cole	3	Feb. 18	Bucknell	Gottesman	0...	7	1	1-0	2-1	W, 3-1
9.	H. Kjerstad	4	Feb. 21	vs. Arizona	Labaut. R.	0...	5	1	0-0	0-0	W, 1-0
10.	D. Fletcher	5	Feb. 23	vs. Cal Poly	Dollard	1..	7	2	0-0	1-3	L, 3-4
11.	E. Cole	6	Feb. 24	at San Diego State	Pyatt	*0...	6	0	0-0	1-1	W, 5-2
12.	C. Martin	8	Feb. 28	Dayton	Wagner, R.	..2.	2	2	0-0	0-0	W, 18-1
13.	C. Martin	8	Feb. 28	Dayton	Kuttruff, M.	1..	7	2	1-1	14-0	W, 18-1
14.	J. Gates	9	March 1	Dayton	Cline, A.	0...	4	1	-	2-0	W, 11-0
15.	H. Kjerstad	9	March 1	Dayton	Jones, T.	..2.	5	1	1-2	3-0	W, 11-0
16.	L. Bonfield	10	March 2	USC	Clark. C.	1..	1	2	0-1	0-0	W, 4-0
17.	E. Cole	11	March 3	USC	Longrie, Q.	*0...	8	0	2-1	0-2	L, 3-1
18.	G. Koch	13	March 9	Kent State	Kraus	1..	2	0	1-1	0-2	W, 7-2
19.	E. Cole	13	March 9	Kent State	Kraus	..2.	4	1	2-2	3-1	W, 7-2
20.	C. Shaddy	13	March 9	Kent State	Schreiber	0...	5	2	2-0	6-1	W, 7-2
21.	C. Martin	15	March 11	Kent State	Schultz	*0...	7	0	3-2	4-4	W, 11-4
22.	J. McFarland	15	March 11	Kent State	Schultz	0...	7	0	3-2	5-4	W, 11-4
23.	C. Shaddy	15	March 11	Kent State	Schultz	0...	7	1	1-1	6-4	W, 11-4
24.	J. McFarland	15	March 11	Kent State	Parks	..3	8	1	1-1	7-4	W, 11-4
25.	C. Martin	16	March 13	Texas	Whelan	..2.	5	1	0-2	8-2	W, 13-4
26.	C. Martin	17	March 14	Texas	O'Donnell	0...	2	2	1-1	0-2	W, 7-5
27.	E. Cole	18	March 16	Kentucky	S. Hjelle	0...	1	1	1-2	0-0	W, 9-4
28.	G. Koch	18	March 16	Kentucky	M. Hazelwood	1..	5	1	1-0	4-2	W, 9-4
29.	G. Koch	18	March 16	Kentucky	T. Lockhart	0...	7	2	0-1	6-2	W, 9-4
30.	E. Cole	18	March	Kentucky	J. Lewis	0...	1	1	1-1	0-0	W, 14-2
31.	L. Bonfield	19	March 17	Kentucky	J. Lewis	0...	1	2	0-1	1-0	W, 14-2
32.	H. Kjerstad	19	March 17	Kentucky	J. Lewis	..2.	3	1	1-1	4-0	W, 14-2
33.	J. Biggers	19	March 17	Kentucky	J. Lewis	..2.	5	1	2-1	8-1	W, 14-2
34.	Z. Plunkett	19	March 17	Kentucky	A. McGeorge	*0...	8	0	2-2	13-1	W, 14-2
35.	C. Shaddy	20	March 17	Kentucky	Z. Haake	1..	1	2	1-2	5-0	W, 16-9
36.	L. Bonfield	20	March 17	Kentucky	Z. Haake	0...	4	1	3-0	7-4	W, 16-9
37.	L. Bonfield	20	March 17	Kentucky	Z. Haake	0...	4	1	3-0	7-4	W, 16-9
38.	C. Shaddy	20	March 17	Kentucky	A. Maley	*0...	7	0	2-0	11-6	W, 16-9
39.	C. Martin	20	March 17	Kentucky	C. Coleman	1..	7	0	-	13-6	W, 16-9
40.	H. Kjerstad	21	March 21	at Charlotte	C. Gooding	1..	2	2	0-0	0-0	L, 6-3
41.	H. Kjerstad	21	March 21	at Charlotte	C. Bruce	*0...	9	0	2-1	2-6	L, 6-3
42.	D. Fletcher	22	March 23	at Florida	B. Singer	*0...	4	0	0-1	3-0	W, 6-3
43.	H. Kjerstad	22	March 23	at Florida	B. Singer	0...	6	2	1-1	5-2	W, 6-3
44.	G. Koch	23	March 24	at Florida	J. Kowar	1..	4	2	3-1	0-12	L, 17-2
45.	J. Gates	24	March 25	at Florida	Dyson	*0...	4	0	2-2	0-1	L, 5-4
46.	E. Lee	24	March 25	at Florida	Dyson	0...	4	0	0-1	1-1	L, 5-4
47.	J. Biggers	25	March 27	at Memphis	D. Denz	0...	3	2	0-1	0-1	W, 8-7
48.	J. Biggers	25	March 27	at Memphis	D. Denz	0...	3	2	0-1	0-1	W, 8-7
49.	C. Shaddy	26	March 29	at Ole Miss	R. Rolison	1..	2	0	0-0	2-0	W, 6-4
50.	J. McFarland	26	March 29	at Ole Miss	R. Rolison	0...	6	1	1-0	4-4	W, 6-4
51.	H. Kjerstad	28	March 31	at Ole Miss	J. McArthur	0...	6	2	0-0	1-5	L, 11-10
52.	D. Fletcher	28	March 31	at Ole Miss	J. McArthur	*0...	7	0	0-0	2-8	L, 11-10
53.	G. Koch	28	March 31	at Ole Miss	W. Ethridge	1..	7	0	0-0	3-8	L, 11-10
54.	E. Lee	28	March 31	at Ole Miss	W. Stokes	..2.	8	1	0-0	7-11	L, 11-10
55.	H. Kjerstad	30	April 3	ULM	C. Gray	..2.	6	1	0-0	3-4	W, 10-9
			April 4	ULM	R. Hebert	*0...	2	0	2-0	0-0	W, 4-0

* - indicates lead-off home run

By The Numbers

STARTERS GAME-BY-GAME

Opponent	W-L	IP	H	R	ER	BB	K
Bucknell	W	5.0	0	0	0	2	4
Bucknell	W	4.0	3	1	1	2	7
Bucknell	--	2.0	1	1	1	2	2
vs. Arizona	W	6.0	1	0	0	1	6
vs. Cal Poly	--	6.0	5	1	1	1	7
@ SDSU	--	5.0	5	2	1	1	7
@ San Diego	--	2.2	4	2	2	0	2
Dayton	W	6.0	7	0	0	0	6
Dayton	--	2.0	2	0	0	1	4
USC	W	6.0	6	0	0	1	4
USC	L	5.1	3	1	1	3	2
USC	--	4.0	5	1	0	2	2
Kent State	W	6.0	4	1	1	0	6
Kent State	L	3.2	5	5	1	2	3
Kent State	--	4.2	3	3	3	3	3
Texas	W	6.0	5	2	2	0	3
Texas	--	1.0	0	2	2	2	0
Kentucky	--	4.2	6	2	2	1	4
Kentucky	W	8.0	3	1	1	4	8
Kentucky	--	1.2	2	4	1	1	2
vs. Charlotte	CANCELLED						
@ Charlotte	--	3.0	0	0	0	1	8
@ Florida	W	6.2	5	3	3	4	10
@ Florida	L	1.0	4	6	5	4	2
@ Florida	L	6.1	4	4	3	3	6
vs. Memphis	W	2.2	6	5	4	1	5
@ Ole Miss	W	6.0	7	4	2	1	7
@ Ole Miss	L	1.0	4	3	2	1	0
@ Ole Miss	L	4.1	5	4	1	0	4
ULM	--	3.0	2	4	3	2	2
ULM	W	7.0	7	0	0	0	5
Auburn	--	--	--	--	--	--	--
Auburn	--	--	--	--	--	--	--
Auburn	--	--	--	--	--	--	--
Grambling St.	--	--	--	--	--	--	--
S. Carolina	--	--	--	--	--	--	--
S. Carolina	--	--	--	--	--	--	--
S. Carolina	--	--	--	--	--	--	--
Missouri St.	--	--	--	--	--	--	--
@ Miss. St.	--	--	--	--	--	--	--
@ Miss. St.	--	--	--	--	--	--	--
@ Miss. St.	--	--	--	--	--	--	--
Texas Tech	--	--	--	--	--	--	--
Texas Tech	--	--	--	--	--	--	--
Alabama	--	--	--	--	--	--	--
Alabama	--	--	--	--	--	--	--
Alabama	--	--	--	--	--	--	--
@ LSU	--	--	--	--	--	--	--
@ LSU	--	--	--	--	--	--	--
@ LSU	--	--	--	--	--	--	--
Texas A&M	--	--	--	--	--	--	--
@ Georgia	--	--	--	--	--	--	--
@ Georgia	--	--	--	--	--	--	--
@ Georgia	--	--	--	--	--	--	--

BULLPEN GAME-BY-GAME

Opponent	W-L-S	IP	H	R	ER	BB	K
Bucknell	--	4.0	2	2	0	0	7
Bucknell	--	5.0	4	3	3	2	5
Bucknell	W-S	7.0	5	0	0	2	6
vs. Arizona	S	3.0	1	0	0	3	5
vs. Cal Poly	L	3.0	2	3	1	2	2
@ SDSU	W	4.0	0	0	0	0	5
@ San Diego	L	5.1	8	5	4	2	5
Dayton	S	3.0	3	1	0	0	3
Dayton	W	7.0	2	0	0	1	9
USC	S	3.0	1	0	0	1	2
USC	--	3.2	2	2	2	2	2
USC	W	4.0	5	5	4	2	4
Kent State	--	3.0	3	1	1	1	5
Kent State	--	5.1	4	5	5	5	6
Kent State	W	4.1	3	1	0	1	1
Texas	S	3.0	4	2	2	2	1
Texas	W-S	8.0	9	5	5	7	9
Kentucky	W-S	4.1	6	2	2	3	6
Kentucky	--	1.0	2	1	1	0	2
Kentucky	W	7.1	12	5	4	0	9
vs. Charlotte	CANCELLED						
@ Charlotte	L	5.0	9	6	3	3	3
@ Florida	S	2.1	2	0	0	0	4
@ Florida	--	7.0	11	11	9	4	6
@ Florida	--	1.2	1	1	1	1	0
vs. Memphis	W	6.1	5	2	2	4	6
@ Ole Miss	S	3.0	1	0	0	1	5
@ Ole Miss	--	7.0	5	2	2	2	1
@ Ole Miss	--	3.2	5	7	6	5	2
ULM	W	7.0	5	5	1	4	10
ULM	--	2.0	0	0	0	1	2
Auburn	--	--	--	--	--	--	--
Auburn	--	--	--	--	--	--	--
Auburn	--	--	--	--	--	--	--
Grambling St.	--	--	--	--	--	--	--
S. Carolina	--	--	--	--	--	--	--
S. Carolina	--	--	--	--	--	--	--
S. Carolina	--	--	--	--	--	--	--
Missouri St.	--	--	--	--	--	--	--
@ Miss. St.	--	--	--	--	--	--	--
@ Miss. St.	--	--	--	--	--	--	--
@ Miss. St.	--	--	--	--	--	--	--
Texas Tech	--	--	--	--	--	--	--
Texas Tech	--	--	--	--	--	--	--
Alabama	--	--	--	--	--	--	--
Alabama	--	--	--	--	--	--	--
Alabama	--	--	--	--	--	--	--
@ LSU	--	--	--	--	--	--	--
@ LSU	--	--	--	--	--	--	--
@ LSU	--	--	--	--	--	--	--
Texas A&M	--	--	--	--	--	--	--
@ Georgia	--	--	--	--	--	--	--
@ Georgia	--	--	--	--	--	--	--
@ Georgia	--	--	--	--	--	--	--

RECORD PER STARTER

Pitcher (Total Starts)	Record
Blaine Knight (7)	5-2
Isaiah Campbell (6)	3-3
Keaton McKinney (1)	1-0
Kacey Murphy (5)	3-2
Barrett Loseke (2)	0-2
Caleb Bolden (2)	2-0
Hunter Milligan (2)	2-0
Bryce Bonnin (1)	1-0
Kole Ramage (1)	1-0
Jake Reindl (1)	1-0
Evan Lee (1)	0-1
Jackson Rutledge (1)	1-0

QUALITY STARTS

Pitcher (Total Starts)	QS	Record
Kacey Murphy (5)	3	2-1
Isaiah Campbell (6)	2	2-0
Blaine Knight (7)	5	4-1
Caleb Bolden (2)	2	2-0

RUN SUPPORT

Pitcher (Total Starts)	Runs	Per Start
Blaine Knight (7)	49	7.0
Isaiah Campbell (6)	56	9.3
Keaton McKinney (1)	3	3.0
Kacey Murphy (5)	35	7.0
Barrett Loseke (2)	9	4.5
Caleb Bolden (2)	22	11.0
Hunter Milligan (2)	18	9.0
Bryce Bonnin (1)	11	11.0
Kole Ramage (1)	16	16.0
Jake Reindl (1)	8	8.0
Evan Lee (1)	4	4.0
Jackson Rutledge (1)	10	10.0

Game-By-Game Batting Order

2018 RECORD: 21-9 • **HOME:** 16-2 • **AWAY:** 4-6 • **NEUTRAL:** 1-1 • **SEC:** 5-4 • **NCAA TOURNAMENT:** 0-0

Date	Opposing team	1	2	3	4	5	6	7	8	9
Feb. 16, 2018	BUCKNELL	Biggers	Fletcher	Cole	Bonfield	Kjerstad	Lee	Koch	Gates	Shaddy
Feb. 17, 2018	BUCKNELL	Biggers	Cole	Fletcher	Bonfield	Koch	Kjerstad	McFarland	Shaddy	Martin
Feb. 18, 2018	BUCKNELL	Biggers	Fletcher	Cole	Bonfield	Kjerstad	Lee	Koch	Gates	Shaddy
Feb. 21, 2018	vs. Arizona@	Biggers	Fletcher	Cole	Bonfield	Kjerstad	Koch	Gates	Shaddy	Wilson
Feb. 23, 2018	vs. Cal Poly^	Biggers	Fletcher	Cole	Bonfield	Kjerstad	Gates	Koch	Lee	Shaddy
Feb. 24, 2018	at San Diego State^	Biggers	Cole	Fletcher	Bonfield	Kjerstad	Shaddy	Gates	Koch	Martin
Feb. 25, 2018	at San Diego^	Biggers	Cole	Fletcher	Bonfield	Kjerstad	Shaddy	Gates	Opitz	Martin
Feb. 28, 2018	DAYTON	Biggers	Cole	Kjerstad	Gates	Fletcher	Lee	Koch	Wilson	Martin
March 1, 2018	DAYTON	Martin	Cole	Kjerstad	Bonfield	Fletcher	Gates	Shaddy	Opitz	Kenley
March 2, 2018	USC	Biggers	Cole	Kjerstad	Bonfield	Fletcher	Koch	Gates	Shaddy	Martin
March 3, 2018	USC	Biggers	Cole	Kjerstad	Bonfield	Koch	McFarland	Fletcher	Shaddy	Martin
March 4, 2018	USC	Biggers	Cole	Kjerstad	Bonfield	Lee	Martin	Gates	Koch	Wilson
March 9, 2018	KENT STATE	Biggers	Cole	Martin	Bonfield	Kjerstad	Koch	Fletcher	Gates	Shaddy
March 9, 2018	KENT STATE	Biggers	Cole	Martin	Bonfield	Kjerstad	Shaddy	Fletcher	McFarland	Opitz
March 11, 2018	KENT STATE	Biggers	Cole	Kjerstad	Bonfield	Fletcher	Martin	Gates	Koch	Shaddy
March 13, 2018	TEXAS	Martin	Cole	Kjerstad	Bonfield	Fletcher	Koch	Biggers	McFarland	Shaddy
March 14, 2018	TEXAS	Biggers	Cole	Kjerstad	McFarland	Fletcher	Martin	Lee	Koch	Wilson
March 16, 2018	KENTUCKY*	Biggers	Cole	Martin	Bonfield	Fletcher	McFarland	Kjerstad	Koch	Shaddy
March 17, 2018	KENTUCKY*-1	Biggers	Cole	Martin	Bonfield	Fletcher	McFarland	Kjerstad	Koch	Shaddy
March 17, 2018	KENTUCKY*-2	Biggers	Cole	Martin	Bonfield	Fletcher	McFarland	Kjerstad	Koch	Shaddy
March 21, 2018	at Charlotte	Biggers	Cole	Martin	Bonfield	Fletcher	McFarland	Kjerstad	Koch	Kenley
March 23, 2018	at Florida*	Biggers	Cole	Martin	Bonfield	Fletcher	McFarland	Kjerstad	Koch	Shaddy
March 24, 2018	at Florida*	Biggers	Cole	Martin	Bonfield	Fletcher	McFarland	Kjerstad	Koch	Shaddy
March 26, 2018	at Florida*	Biggers	Cole	Kjerstad	Fletcher	Gates	Lee	Koch	Wilson	Shaddy
March 28, 2018	at Memphis	Biggers	Cole	Martin	Bonfield	McFarland	Fletcher	Koch	Kjerstad	Shaddy
March 29, 2018	at Ole Miss*	Biggers	Cole	Martin	Bonfield	Kjerstad	Koch	Fletcher	McFarland	Shaddy
March 30, 2018	at Ole Miss*	Biggers	Cole	Martin	Bonfield	Kjerstad	Koch	Fletcher	McFarland	Shaddy
March 31, 2018	at Ole Miss*	Biggers	Cole	Martin	Kjerstad	Bonfield	Fletcher	McFarland	Koch	Shaddy
April 3, 2018	ULM	Lee	Cole	Martin	Kjerstad	Bonfield	Gates	Shaddy	Opitz	Kenley
April 4, 2018	ULM	Biggers	Cole	Martin	Kjerstad	Fletcher	McFarland	Lee	Koch	Wilson

^ - Game played at Tony Gwynn Legacy (San Diego, Calif.); @ - Game played at Tony Gwynn Stadium (San Diego, Calif.)

Defensive Starting Lineups

2018 RECORD: 21-9 • **HOME:** 16-2 • **AWAY:** 4-6 • **NEUTRAL:** 1-1 • **SEC:** 5-4 • **NCAA TOURNAMENT:** 0-0

Date	Opposing team	C	1B	2B	3B	SS	LF	CF	RF	DH
Feb. 16, 2018	BUCKNELL	Koch	Lee	Shaddy	Gates	Biggers	Kjerstad	Fletcher	Cole	Bonfield
Feb. 17, 2018	BUCKNELL	Koch	McFarland	Shaddy	Martin	Biggers	Kjerstad	Fletcher	Cole	Bonfield
Feb. 18, 2018	BUCKNELL	Koch	Lee	Shaddy	Gates	Biggers	Kjerstad	Fletcher	Cole	Bonfield
Feb. 21, 2018	vs. Arizona	Koch	Gates	Shaddy	Wilson	Biggers	Kjerstad	Fletcher	Cole	Bonfield
Feb. 23, 2018	vs. Cal Poly^	Koch	Lee	Shaddy	Gates	Biggers	Kjerstad	Fletcher	Cole	Bonfield
Feb. 24, 2018	at San Diego State^	Koch	Gates	Shaddy	Martin	Biggers	Kjerstad	Fletcher	Cole	Bonfield
Feb. 25, 2018	at San Diego^	Opitz	Gates	Shaddy	Martin	Biggers	Kjerstad	Fletcher	Cole	Bonfield
Feb. 28, 2018	DAYTON	Koch	Gates	Martin	Wilson	Biggers	Kjerstad	Fletcher	Cole	Lee
March 1, 2018	DAYTON	Opitz	Gates	Shaddy	Martin	Kenley	Kjerstad	Fletcher	Cole	Bonfield
March 2, 2018	USC	Koch	Gates	Shaddy	Martin	Biggers	Kjerstad	Fletcher	Cole	Bonfield
March 3, 2018	USC	Koch	McFarland	Shaddy	Martin	Biggers	Kjerstad	Fletcher	Cole	Bonfield
March 4, 2018	USC	Koch	Gates	Wilson	Martin	Biggers	Bonfield	Cole	Kjerstad	Lee
March 9, 2018	KENT STATE	Koch	Gates	Shaddy	Martin	Biggers	Kjerstad	Fletcher	Cole	Bonfield
March 9, 2018	KENT STATE	Opitz	McFarland	Shaddy	Martin	Biggers	Kjerstad	Fletcher	Cole	Bonfield
March 11, 2018	KENT STATE	Koch	Gates	Shaddy	Martin	Biggers	Kjerstad	Fletcher	Cole	Bonfield
March 13, 2018	TEXAS	Koch	McFarland	Shaddy	Martin	Biggers	Kjerstad	Fletcher	Cole	Bonfield
March 14, 2018	TEXAS	Koch	McFarland	Wilson	Martin	Biggers	Kjerstad	Fletcher	Cole	Lee
March 16, 2018	KENTUCKY*	Koch	McFarland	Shaddy	Martin	Biggers	Kjerstad	Fletcher	Cole	Bonfield
March 17, 2018	KENTUCKY*-1	Koch	McFarland	Shaddy	Martin	Biggers	Kjerstad	Fletcher	Cole	Bonfield
March 17, 2018	KENTUCKY*-2	Koch	McFarland	Shaddy	Martin	Biggers	Kjerstad	Fletcher	Cole	Bonfield
March 21, 2018	at Charlotte	Koch	McFarland	Martin	Kenley	Biggers	Kjerstad	Fletcher	Cole	Bonfield
March 24, 2018	at Florida*	Koch	McFarland	Shaddy	Martin	Biggers	Kjerstad	Fletcher	Cole	Bonfield
March 25, 2018	at Florida*	Koch	McFarland	Shaddy	Martin	Biggers	Kjerstad	Fletcher	Cole	Bonfield
March 26, 2018	at Florida*	Koch	Gates	Shaddy	Wilson	Biggers	Kjerstad	Fletcher	Cole	Lee
March 28, 2018	at Memphis	Koch	McFarland	Shaddy	Martin	Biggers	Kjerstad	Fletcher	Cole	Bonfield
March 29, 2018	at Ole Miss*	Koch	McFarland	Shaddy	Martin	Biggers	Kjerstad	Fletcher	Cole	Bonfield
March 30, 2018	at Ole Miss*	Koch	McFarland	Shaddy	Martin	Biggers	Kjerstad	Fletcher	Cole	Bonfield
March 31, 2018	at Ole Miss*	Koch	McFarland	Shaddy	Martin	Biggers	Kjerstad	Fletcher	Cole	Bonfield
April 3, 2018	ULM	Opitz	Gates	Shaddy	Martin	Kenley	Bonfield	Cole	Kjerstad	Lee
April 4, 2018	ULM	Koch	McFarland	Shaddy	Martin	Biggers	Kjerstad	Fletcher	Cole	Lee

^ - Game played at Tony Gwynn Legacy (San Diego, Calif.); @ - Game played at Tony Gwynn Stadium (San Diego, Calif.)

THE LAST TIME AN ARKANSAS PLAYER...

4 Hits in a game Jax Biggers and Eric Cole vs. No. 4 Kentucky, March 17, 2018
 5 Hits in a game Andy Wilkins at No. 9 Oklahoma (Norman Regional), May 31, 2009
 6 Hits in a game Jeremy Jackson vs. Northeastern (Okla.), April 16, 1997

2 Hits in an inning..... Evan Lee vs. Dayton, Feb. 28, 2018

2 Doubles in a game..... Heston Kjerstad vs. #2 Florida, March 25, 2018
 3 Doubles in a game..... Carson Shaddy vs. Nebraska, March 4, 2017
 4 Doubles in a game Rodney Nye vs. La. Tech, March 31, 1998
 2 Triples in a game Jax Biggers vs. Auburn (SEC Tournament), May 25, 2017

Led off a game with a HR Eric Cole vs. No. 4 Kentucky, March 16, 2018
 2 Home runs in a game Heston Kjerstad at Charlotte, March 21, 2018
 3 Home runs in a game Chad Spanberger vs. Auburn (SEC Tournament), May 26, 2017
 Grand Slam Jordan McFarland vs. Kent State, March 11, 2018
 HR in consecutive AB Jordan McFarland vs. Kent State, March 11, 2018
 HR in 4 straight games..... Aaron Murphree vs. OSU, So. Dakota St. & Siena, March 2-8, 2008
 HR in 5 straight games..... Aaron Murphree vs. OSU, So. Dakota St. & Siena, March 2-8, 2008
 HR in 6 straight games..... Aaron Murphree vs. OSU, So. Dakota St. & Siena, March 2-9, 2008
 Pinch-hit home run Zack Plunkett vs. No. 4 Kentucky, March 17, 2018
 Inside the park home run..... Eric Cole vs. Miami (Ohio), February 19, 2017
 Back-to-Back Home Runs Jared Gates & Evan Lee at #2 Florida, March 25, 2018

4 Runs in a game Luke Bonfield vs. Nebraska, March 4, 2017
 5 Runs in a game Jordan McFarland vs. Bucknell, Feb. 17, 2018
 6 Runs in a game Jeremy Jackson vs. Northeastern (Okla.), April 16, 1997

4 RBI in a game Luke Bonfield vs. No. 4 Kentucky, March 17, 2018
 5 RBI in a game..... Jordan McFarland vs. Kent State, March 11, 2018
 6 RBI in a game..... Casey Martin vs. Dayton, Feb. 28, 2018
 7 RBI in a game Chad Spanberger vs. Auburn (SEC Tournament), May 25, 2017
 8 RBI in a game..... Rodney Nye vs. ORU, April 14, 1999
 9 RBI in a game..... Ryan Lundquist vs. Central Missouri St., March 4, 1997

2 Stolen bases in a game..... Jax Biggers vs. USC, March 2, 2018
 3 Stolen bases in a game..... Andrew Benintendi vs Stephen F. Austin, April 15, 2015
 4 Stolen bases in a game Logan Forsythe vs. Ole Miss, May 19, 2007
 Stole home..... Bobby Wernes vs. Ole Miss, March 28, 2015

2 Errors in a game Jax Biggers at Charlotte, March 21, 2018
 3 Errors in a game..... Bobby Wernes, at LSU, April 12, 2014
 4 Errors in a game..... Chris Shaddy vs. TCU, April 27, 1980

9-Inning no-hitter Scott Roehl vs. Kansas St., March 20, 2001
 9-Inning combined no-hitter Nick Schmidt (6.0), Brian McLelland (1.0) & Devin Collis (2.0)
 vs. Oklahoma State, February 12, 2006
 7-inning combined no-hitter..... D. Taccolini (2.0), M. Cronin (3.0), & J. Alberius (2.)
 vs. Auburn (SEC Tournament), May 25, 2017

1-Hitter..... Trevor Stephan (7.0) at Tennessee, May 6, 2017
 1-Hitter combined Kacey Murphy (7.0 IP, 1H), Josh Alberius (2.0 IP, 0 H), vs. Memphis, April 18, 2017
 2-Hitter..... Kacey Murphy vs. Florida (SEC Tournament), May 27, 2017
 2-Hitter combined.Loseke (4.0 IP, 1 H), Murphy (1.2 IP, 0 H), Alberius (1.2 IP, 0 H), Harris (0.2 IP, 0 H), Willey (0.2 IP, 1 H), Rodriguez (0.1 IP, 0 H) vs. Western Illinois, March 13, 2016)

3-Hitter..... Ryne Stanek (9.0 IP), at No. 6 South Carolina, March 23, 2013
 3-Hitter combined Blaine Knight (8.0 IP) and Dominic Taccolini (1.0 IP), at Alabama, March 31, 2017
 Complete game Kacey Murphy vs. Florida (SEC Tournament), May 27, 2017
 Complete-game shutout..... Kacey Murphy vs. Florida (SEC Tournament), May 27, 2017
 10-inning or more start Dominic Taccolini at #12 Kentucky (10 innings), April 22, 2016
 Had 10 strikeouts Blaine Knight at #2
 Had 11 strikeouts Trevor Stephan vs. No. 25 Vanderbilt, May 12, 2017
 Had 12 strikeouts..... Trevor Stephan vs. Oral Roberts (NCAA Regional), June 2, 2017
 Had 13 strikeouts..... Trevor Stephan vs. Rhode Island, March 10, 2017
 Had 14 strikeouts David Walling vs. South Carolina, May 16, 1999
 Had 15 strikeouts Nick Schmidt vs. Auburn, May 18, 2006
 Had 16 strikeouts David Walling vs. Eastern Illinois, Feb. 20, 1998
 Had 17 strikeouts..... Jess Todd vs. South Carolina (SEC Tournament), May 24, 2007

THE LAST TIME AN ARKANSAS TEAM...

Scored 10 runs ULM, April 3, 2018
 Scored 11 runs..... vs. Kent State, March 11, 2018
 Scored 12 runs..... vs. Auburn (SEC Tournament), May 25, 2017
 Scored 13 runs..... vs. Texas, March 13, 2018
 Scored 14 runs vs. No. 4 Kentucky, March 17, 2018
 Scored 15 runs..... vs. Nebraska, March 4, 2017
 Scored 16 runs vs. No. 4 Kentucky, March 17, 2018
 Scored 17 runs..... vs. Villanova, February 19, 2012
 Scored 18 runs vs. Dayton, Feb. 28, 2018
 Scored 19 runs vs. Grambling State (Fayetteville Regional), June 4, 2010
 Scored 20 runs vs. Mississippi Valley State, Feb. 24, 2016
 Scored 21 runs..... vs. Mississippi Valley State, Feb. 23, 2016
 Scored 22 runs..... vs. Louisiana Tech, Feb. 14, 2004
 Scored 23 runs..... Never
 Scored 24 runs Missouri Southern, Feb. 11, 1998
 Scored 25 runs..... Missouri Southern, Feb. 4, 2001
 Scored 26 runs vs. Iowa (in Arlington, Texas), Feb. 14, 1997
 Scored 27 runs..... Never
 Scored 28 runs vs. Wisconsin-Milwaukee (2), Feb. 18, 2007
 Scored 29 runs Morningside, April 6, 1968
 Scored 30 runs at South Carolina, March 30, 1997
 Scored 31-32 runs 32 vs. Bucknell, Feb. 17, 2018
 Scored 33 + runs 33 vs. Southwest Baptist, March 21, 1984

Had 14 hits at #4 Ole Miss, March 29, 2018
 Had 15 hits vs. Florida (SEC Tournament), May 27, 2017
 Had 16 hits vs. ULM, March 7, 2017
 Had 17 hits at Alabama, March 31, 2017
 Had 18 hits at No. 28 Missouri State, April 11, 2017
 Had 19 hits vs. No. 4 Kentucky, March 17, 2018
 Had 20 hits vs. Dayton, Feb. 28, 2018
 Had 21 hits Kentucky, April 28, 2001
 Had 22 hits vs. Bucknell, Feb. 17, 2018
 Had 23 hits Centenary, March 31, 1999
 Had 24 hits Georgia, March 17, 2001
 Had 25 hits at Centenary, March 23, 2005
 Had 26-29 hits 28 at South Carolina, March 30, 1997
 Had 30 hits vs. Saint Louis, April 7, 2010
 Had 31+ hits 32 vs. Southwest Baptist, March 21, 1984

Hit four or more home runs in a game 6 - Jared Gates, Luke Bonfield, Carson Shaddy, Dominic Fletcher, Grant Koch, Casey Martin vs. Bucknell, Feb. 17, 2018
 5 - Biggers, Martin, Bonfield, Shaddy (2) vs. No. 4 Kentucky, March 17, 2018
 4 - Casey Martin, Jordan McFarland (2), Carson Shaddy vs. Kent State, March 11, 2018
 4 - E. Cole, H. Kjerstad, D. Fletcher, G. Koch at #4 Ole Miss, March 31, 2018

4 Errors in a game..... vs. ULM, April 3, 2018
 5 Errors in a game..... vs. #2 Florida, April 14, 2016
 6 Errors in a game vs. Eastern Illinois, March 5, 2016
 7 Errors in a game vs. La. Tech, March 20, 2001

Was Shutout..... vs. LSU, April 9, 2017
 Was Shutout Back-to-Back vs. LSU, April 23-24, 2005 (7-0, 6-0)
 Held to 1 hit..... vs. Missouri State, May 17, 2016
 Held to 2 hits vs. Ole Miss, April 27, 2017
 Held to 3 hits vs. Florida, May 21, 2015 (0-10)

Swept an SEC Home Series (three games) vs. No.4 Kentucky, March 16-17, 2018
 Swept an SEC Road Series (three games)..... at Alabama, April 30-May 2, 2015
 Was Swept in SEC Home Series vs. Alabama, May 13-15, 2016
 Was Swept in SEC Road Series at No. 13 LSU, May 6-8, 2016
 Swept a Non-conference Home Series..... vs. ULM, April 3-4, 2018
 Swept a Non-conference Road Series..... at McNeese State, March 23-24, 2010
 Was Swept in a Non-conference Home Series..... Gonzaga, March 10-11, 2015
 Was Swept in a Non-conference Road Series..... at Nebraska, April 16, 2013
 Won a Non-conference Home Series..... vs. Kent State, March 9-11, 2018
 Lost a Non-conference Home Series..... vs. South Alabama, February 28-March 1, 2014
 Lost a Non-conference Road Series at Nebraska, April 16, 2013
 Back-to-Back Shutouts..... UK (1-0) April 22 and UK (2-0) April 22-23, 2016
 Most Consecutive Shutouts 4 vs. Wisconsin (March 15-16, 1980)
 Shut out an opponent at home vs. ULM (4-0), April 4, 2018
 Shut out an opponent on the road at Tennessee (2-0), May 6, 2017
 Shut out an SEC opponent at home vs. South Carolina (7-0), April 5, 2014
 Shut out an SEC opponent on the road..... at No. 22 Texas A&M (8-0), May 20, 2017

Game-By-Game Hitting

2018 RECORD: 21-9 • **HOME:** 16-2 • **AWAY:** 4-5 • **NEUTRAL:** 1-1 • **SEC:** 5-4 • **NCAA TOURNAMENT:** 0-0

Date	Opponent	AB	R	H	RBI	2B	3B	HR	BB	IBB	SB	CS	HBP	SAC	SF	GDP	K	PO	A	E	Avg
Feb 16, 2018	BUCKNELL	35	14	12	12	5	0	1	15	0	0	0	3	0	1	0	8	27	5	2	.343
Feb 17, 2018	BUCKNELL	43	32	22	30	4	0	6	15	0	1	0	3	0	3	0	7	27	2	0	.436
Feb 18, 2018	BUCKNELL	30	3	9	3	1	0	1	4	0	1	0	2	0	0	2	2	27	10	1	.398
Feb 21, 2018	vs Arizona	29	1	4	1	0	0	1	3	1	0	0	1	1	0	1	10	27	6	0	.343
Feb 23, 2018	vs Cal Poly	36	3	8	3	2	0	1	1	0	0	0	0	0	0	0	10	27	12	3	.318
Feb 24, 2018	at San Diego State	28	5	3	4	1	0	1	9	1	2	0	2	1	2	0	7	27	5	2	.289
Feb 25, 2018	at San Diego	34	6	9	6	2	0	0	2	0	0	0	2	1	0	0	11	24	5	2	.285
Feb 28, 2018	DAYTON	46	18	20	16	2	0	2	6	0	0	0	3	0	0	0	5	27	10	1	.310
Mar 01, 2018	DAYTON	33	11	11	9	2	1	2	4	0	3	0	0	0	1	1	10	27	9	0	.312
Mar 02, 2018	USC	31	4	8	4	0	0	1	2	0	3	0	1	0	0	1	2	27	13	1	.307
Mar 03, 2018	USC	33	1	9	1	2	0	1	4	0	1	0	0	0	0	2	8	27	16	0	.304
Mar 04, 2018	USC	31	7	11	6	2	1	0	8	2	0	0	2	0	0	1	7	24	7	2	.308
Mar 09, 2018	KENT STATE	32	7	10	7	2	0	3	6	0	2	2	1	0	0	0	7	27	11	0	.308
Mar 09, 2018	KENT STATE	32	4	7	4	1	0	0	2	0	0	0	1	0	1	1	11	27	12	2	.302
Mar 11, 2018	KENT STATE	34	11	10	11	3	0	4	10	0	1	0	1	0	0	1	6	27	11	1	.302
Mar 13, 2018	TEXAS	35	13	13	12	4	0	1	6	0	1	0	2	0	1	0	11	27	12	0	.306
Mar 14, 2018	TEXAS	29	7	10	6	3	0	1	7	0	0	1	0	2	0	1	5	27	10	0	.308
Mar 16, 2018	KENTUCKY	34	9	11	9	4	0	3	7	0	0	0	2	0	1	0	8	27	6	1	.309
Mar 17, 2018	KENTUCKY	43	14	19	13	1	0	5	4	0	0	0	1	0	0	0	9	27	14	0	.318
Mar 17, 2018	KENTUCKY	40	16	19	16	4	0	5	7	0	0	0	1	1	1	0	6	27	7	2	.327
March 21	at Charlotte	35	3	7	3	0	0	2	1	0	0	0	1	1	0	0	8	21	7	3	.321
Mar 23, 2018	at Florida	36	6	10	6	1	0	2	3	0	1	0	0	0	1	1	9	27	3	0	.319
Mar 24, 2018	at Florida	35	2	8	2	0	0	1	5	0	0	0	0	0	0	0	9	24	11	2	.315
Mar 25, 2018	at Florida	35	4	10	4	3	0	2	5	0	0	0	1	0	2	0	7	24	8	1	.314
Mar 27, 2018	at Memphis	35	8	9	8	1	0	1	9	0	2	1	1	0	0	1	6	27	10	0	.311
Mar 29, 2018	at Ole Miss	40	6	14	6	0	0	2	1	0	1	0	0	0	1	0	11	27	10	1	.313
Mar 30, 2018	at Ole Miss	36	4	11	4	3	0	0	5	0	0	1	0	0	1	0	12	24	15	2	.313
Mar 31, 2018	at Ole Miss	39	10	12	10	3	0	4	2	0	0	0	2	0	1	0	3	24	7	2	.313
Apr 03, 2018	ULM	37	10	12	9	1	0	1	7	0	1	0	3	2	2	1	3	30	13	4	.356
Apr 04, 2018	ULM	32	4	8	3	1	0	1	1	0	0	0	1	0	0	0	5	27	11	0	.351
TOTALS		1048	243	326	228	58	2	55	161	4	20	5	37	9	19	14	223	792	278	271	.311

Game-By-Game Pitching

2018 RECORD: 21-9 • **HOME:** 16-2 • **AWAY:** 4-5 • **NEUTRAL:** 1-1 • **SEC:** 5-4 • **NCAA TOURNAMENT:** 0-0

Date	Opponent	IP	H	R	ER	BB	SO	2B	3B	HR	WP	BK	HBP	DP	IBB	Score	W	L	SV	ERA
Feb 16, 2018	BUCKNELL	9.0	2	2	0	2	11	0	0	0	0	0	0	1	0	14-2	1	0	0	0.00
Feb 17, 2018	BUCKNELL	9.0	7	4	4	4	12	1	0	0	2	0	0	0	0	32-4	2	0	0	2.00
Feb 18, 2018	BUCKNELL	9.0	6	1	1	4	8	2	0	0	0	0	0	2	0	3-1	3	0	1	1.67
Feb 21, 2018	vs Arizona	9.0	2	0	0	4	11	0	0	0	0	0	1	1	0	1-0	4	0	2	1.25
Feb 23, 2018	vs Cal Poly	9.0	7	4	2	3	9	1	0	0	1	1	0	1	0	3-4	4	1	2	1.40
Feb 24, 2018	at San Diego State	9.0	5	2	1	1	12	2	1	0	0	0	0	0	0	5-2	5	1	2	1.33
Feb 25, 2018	at San Diego	8.0	12	7	6	2	7	2	0	1	2	0	0	0	0	6-7	5	2	2	2.03
Feb 28, 2018	DAYTON	9.0	10	1	0	0	9	0	0	0	0	0	1	2	0	18-1	6	2	3	1.77
Mar 01, 2018	DAYTON	9.0	4	0	0	2	13	0	0	0	0	0	2	0	0	11-0	7	2	3	1.58
Mar 02, 2018	USC	9.0	7	0	0	2	6	0	0	0	0	1	1	1	0	4-0	8	2	4	1.42
Mar 03, 2018	USC	9.0	5	3	3	5	4	2	0	0	2	0	0	1	0	1-3	8	3	4	1.56
Mar 04, 2018	USC	8.0	10	6	4	4	6	2	0	0	1	0	1	1	0	7-6	9	3	4	1.78
Mar 09, 2018	KENT STATE	9.0	7	2	2	1	11	1	0	1	3	0	0	1	0	7-2	10	3	4	1.80
Mar 09, 2018	KENT STATE	9.0	9	10	6	7	9	2	0	0	2	0	1	0	0	4-10	10	4	4	2.10
Mar 11, 2018	KENT STATE	9.0	6	4	3	4	4	0	0	0	1	0	0	3	0	11-4	11	4	4	2.17
Mar 13, 2018	TEXAS	9.0	9	4	4	2	4	1	0	3	0	0	0	3	0	13-4	12	4	5	2.28
Mar 14, 2018	TEXAS	9.0	9	5	5	7	9	3	0	0	1	2	1	2	0	7-5	13	4	6	2.44
Mar 16, 2018	KENTUCKY	9.0	12	4	4	4	10	1	0	1	0	0	1	1	0	9-4	14	4	7	2.53
Mar 17, 2018	KENTUCKY	9.0	5	2	2	4	10	0	0	1	0	0	1	0	0	14-2	15	4	7	2.50
Mar 17, 2018	KENTUCKY	9.0	14	9	5	1	11	2	0	1	1	0	1	0	0	16-9	16	4	7	2.63
March 21	at Charlotte	8.0	9	6	3	3	11	1	0	0	1	1	1	1	0	3-6	16	5	7	2.66
Mar 23, 2018	at Florida	9.0	7	3	3	4	14	1	0	2	0	0	0	0	0	6-3	17	5	8	2.68
Mar 24, 2018	at Florida	8.0	15	17	14	8	8	3	0	1	2	0	1	2	0	2-17	17	6	8	3.19
Mar 25, 2018	at Florida	8.0	5	5	4	3	6	1	1	2	2	0	0	0	0	4-5	17	7	8	3.24
Mar 27, 2018	at Memphis	9.0	11	7	6	5	11	2	0	1	2	0	0	0	0	8-7	18	7	8	3.35
Mar 29, 2018	at Ole Miss	9.0	8	4	2	2	12	1	0	1	0	0	0	2	0	6-4	19	7	9	3.30
Mar 30, 2018	at Ole Miss	8.0	9	5	4	3	6	2	0	1	2	0	1	4	0	4-5	19	8	9	3.34
Mar 31, 2018	at Ole Miss	8.0	10	11	7	5	6	1	0	2	0	0	0	1	0	10-11	19	9	9	3.49
Apr 03, 2018	ULM	10.0	7	9	4	6	12	0	0	3	2	0	1	0	0	10-9	20	9	9	3.49
Apr 04, 2018	ULM	9.0	7	0	0	1	7	1	0	0	1	0	1	2	0	4-0	21	9	9	3.38
Totals		264.0	236	137	99	103	269	35	2	21	28	5	16	32	0	243-137	21	9	9	3.38

Game Highs

TEAM GAME HIGHS (2018)

Batting

At bats:	46	vs Dayton (Feb 28, 2018)
Runs scored:	32	vs Bucknell (Feb 17, 2018)
Hits:	22	vs Bucknell (Feb 17, 2018)
RBIs:	30	vs Bucknell (Feb 17, 2018)
Doubles:	5	vs Bucknell (Feb 16, 2018)
Triples:	1	vs Dayton (Mar 01, 2018)
	1	vs USC (Mar 04, 2018)
Home runs:	6	vs Bucknell (Feb 17, 2018)
Total bases:	44	vs Bucknell (Feb 17, 2018)
Walks:	15	vs Bucknell (Feb 16, 2018)
	15	vs Bucknell (Feb 17, 2018)
Strikeouts:	12	at Ole Miss (Mar 30, 2018)
Sac hits:	2	vs Texas (Mar 14, 2018)
	2	vs ULM (Apr 03, 2018)
Sac flies:	3	vs Bucknell (Feb 17, 2018)
Stolen bases:	3	vs Dayton (Mar 01, 2018)
	3	vs USC (Mar 02, 2018)
Hit by pitch:	3	(4 games)
Caught stealing:	2	vs Kent State (Mar 09, 2018)
Runners LOB:	16	vs Bucknell (Feb 16, 2018)
Hit into DP:	3	vs Bucknell (Feb 18, 2018)

Fielding

Putouts:	30	vs ULM (Apr 03, 2018)
Assists:	16	vs USC (Mar 03, 2018)
Errors:	4	vs ULM (Apr 03, 2018)
Passed balls:	1	(6 games)
DPs turned:	4	at Ole Miss (Mar 30, 2018)

Pitching

Innings pitched:	10.0	vs ULM (Apr 03, 2018)
Runs allowed:	17	at Florida (Mar 24, 2018)
Earned runs:	14	at Florida (Mar 24, 2018)
Walks allowed:	8	at Florida (Mar 24, 2018)
Strikeouts:	14	at Florida (Mar 23, 2018)
Hits allowed:	15	at Florida (Mar 24, 2018)
Doubles allowed:	3	vs Texas (Mar 14, 2018)
	3	at Florida (Mar 24, 2018)
Triples allowed:	1	at San Diego State (Feb 24, 2018)
	1	at Florida (Mar 25, 2018)
Homers allowed:	3	vs Texas (Mar 13, 2018)
	3	vs ULM (Apr 03, 2018)
Wild pitches:	3	vs Kent State (Mar 09, 2018)
Hit batters:	2	vs Dayton (Mar 01, 2018)

INDIVIDUAL GAME HIGHS (2018)

Batting

At bats:	6	(6 games)
Runs scored:	5	Jordan McFarland vs Bucknell (Feb 17, 2018)
Hits:	4	(4 games)
RBIs:	6	Casey Martin vs Dayton (Feb 28, 2018)
Doubles:	2	Eric Cole vs Texas (Mar 13, 2018)
	2	Jax Biggers vs Kentucky (Mar 16, 2018)
	2	Heston Kjerstad at Florida (Mar 25, 2018)
Triples:	1	Carson Shaddy vs Dayton (Mar 01, 2018)
	1	Eric Cole vs USC (Mar 04, 2018)
Home runs:	2	(5 games)
Total bases:	10	Carson Shaddy vs Kentucky (Mar 17, 2018)
Walks:	3	(10 games)
Strikeouts:	3	(6 games)
Sac hits:	1	(9 games)
Sac flies:	1	(19 games)
Stolen bases:	2	Casey Martin vs Dayton (Mar 01, 2018)
	2	Jax Biggers vs USC (Mar 02, 2018)
Hit by pitch:	2	Heston Kjerstad vs Bucknell (Feb 17, 2018)
	2	Luke Bonfield at San Diego State (Feb 24, 2018)
	2	Carson Shaddy vs ULM (Apr 03, 2018)
Caught stealing:	1	(5 games)
Runners LOB:	7	Carson Shaddy at San Diego State (Feb 24, 2018)

Fielding

Putouts:	14	Grant Koch at Florida (Mar 23, 2018)
Assists:	7	Carson Shaddy vs USC (Mar 03, 2018)
Errors:	2	Jackson Rutledge vs Cal Poly (Feb 23, 2018 at San Diego, Calif.)
	2	Jax Biggers at Charlotte (Mar 21, 2018)
Passed balls:	1	(6 games)

Pitching

Innings pitched:	8.0	Isaiah Campbell vs Kentucky (Mar 17, 2018)
Runs allowed:	7	Jacob Kostyshock at Florida (Mar 24, 2018)
Earned runs:	5	Jacob Kostyshock at Florida (Mar 24, 2018)
	5	Isaiah Campbell at Florida (Mar 24, 2018)
Walks allowed:	4	Isaiah Campbell vs Kentucky (Mar 17, 2018)
	4	Blaine Knight at Florida (Mar 23, 2018)
	4	Isaiah Campbell at Florida (Mar 24, 2018)
Strikeouts:	10	Blaine Knight at Florida (Mar 23, 2018)
Hits allowed:	7	(5 games)
Doubles allowed:	2	(4 games)
Triples allowed:	1	Isaiah Campbell at San Diego State (Feb 24, 2018)
	1	Kacey Murphy at Florida (Mar 25, 2018)
Homers allowed:	2	Kacey Murphy vs Texas (Mar 13, 2018)
	2	Blaine Knight at Florida (Mar 23, 2018)
	2	Jackson Rutledge vs ULM (Apr 03, 2018)
Wild pitches:	2	(5 games)
Hit batters:	1	(16 games)

#31 CALEB BOLDEN • FR • RHP • 6-2 • 188

SEASON HIGHS

Category	High	Opponent (Last)	Date
Innings	7.0	ULM	4/4/18
Longest Start	7.0	ULM	4/4/18
Shortest Start	6.0	Dayton	2/28/18
Longest Relief	3.0	2x (Texas)	3/14/18
Hits	7	2x (ULM)	4/4/18
Runs	3	2x (at No. 2 Florida)	3/24/18
Earned Runs	3	2x (at No. 2 Florida)	3/24/18
Walks	3	Kent State	3/9/18
Strikeouts	6	Dayton	2/28/18

BOLDEN'S CAREER APPEARANCES

Caleb Bolden Game-By-Game (Freshman)
(6 Appearances, 2 Start)

Date	Opponent	IP	H	R-ER	BB	K	Result
2/18/18	Bucknell	3.0	2	0-0	1	0	ND
2/28/18	Dayton*	6.0	7	0-0	0	6	W, 1-0
3/9/18	Kent State	0.2	1	3-3	3	1	ND
3/14/18	Texas	3.0	1	0-0	2	3	W, 2-0
3/24/18	at No. 2 Florida	1.0	1	3-3	2	0	ND
4/3/18	ULM	7.0	7	0-0	0	5	W, 3-0
TOTALS	6 G, 2 GS	20.2	19	6-6	8	15	3-0

2018 HIGHLIGHTS

- Made his collegiate debut against Bucknell (Feb. 18), having the longest outing of any Razorback pitcher in the game (3.0 innings).
- Picked up his first collegiate victory against Dayton (Feb. 28), throwing six scoreless innings with no walks.
- Struck out six batters in his start against Dayton, the second-most in an outing by a Hog pitcher this year.
- Earned his second victory in three appearances, working the second, third, and fourth innings against Texas (March 14).
- Was solid in his second start of the year, going a career-high 7.0 scoreless innings against ULM and striking out five.
- Has yet to give up a run in outings lasting three or more innings.

#4 BRYCE BONNIN • FR • RHP • 6-1 • 190

CAREER HIGHS

Category	High	Opponent (Last)	Date
Innings	5.0	Dayton	3/1/18
Longest Start	4.2	Kent State	3/11/18
Shortest Start	4.2	Kent State	3/11/18
Longest Relief	5.0	Dayton	3/1/18
Hits	5	at No. 4 Ole Miss	3/30/18
Runs	3	Kent State	3/11/18
Earned Runs	3	Kent State	3/11/18
Walks	3	Kent State	3/11/18
Strikeouts	6	Dayton	3/1/18

BONNIN'S CAREER APPEARANCES

Bryce Bonnin Game-By-Game (Freshman)
(8 Appearances, 1 Start)

Date	Opponent	IP	H	R-ER	BB	K	Result
2/16/18	Bucknell	1.0	1	2-0	0	1	ND
2/23/18	vs. Cal Poly	0.1	0	0-0	0	1	ND
3/1/18	Dayton	5.0	0	0-0	1	6	W, 1-0
3/11/18	Kent State*	4.2	3	3-3	3	3	ND
3/2/18	at Charlotte	1.0	3	1-1	0	1	ND
3/27/18	at Memphis	0.2	2	1-1	2	2	ND
3/30/18	at No. 4 Ole Miss	3.1	5	2-2	2	1	ND
TOTALS	7 G, 1 GS	16.0	14	9-7	8	15	1-0

2018 HIGHLIGHTS

- Made his collegiate debut against Bucknell (Feb. 16), throwing one inning and striking out one.
- Earned the victory over Dayton with five innings of relief and a season-high six strikeouts on 60 pitches.
- Started game three against Kent State (March 11), going 4.2 innings with three runs allowed and three strikeouts.

#32 MATT CRONIN • SO • LHP • 6-2 • 190

CAREER HIGHS

Category	High	Opponent (Last)	Date
Innings	4.0	at San Diego State	2/24/18
Longest Start	--	--	--
Shortest Start	--	--	--
Longest Relief	4.0	at San Diego State	2/24/18
Hits	4	No. 4 Kentucky	3/16/18
Runs	2	3x (at No. 4 Ole Miss)	3/31/18
Earned Runs	2	3x (at No. 4 Ole Miss)	3/31/18
Walks	3	vs. Auburn	5/25/17
Strikeouts	6	vs. Auburn	5/25/17

CRONIN'S CAREER APPEARANCES

Matt Cronin 2018 Game-By-Game (Sophomore)
(9 Appearances, 0 Starts)

Date	Opponent	IP	H	R-ER	BB	K	Result
2/18/18	Bucknell	1.0	1	0-0	0	1	W, 1-0
2/21/18	vs. Arizona	2.1	0	0-0	1	3	S, 1
2/24/18	at San Diego St.	4.0	0	0-0	0	5	W, 2-0
3/3/18	USC	2.2	2	2-2	2	2	ND
3/9/18	Kent State	1.0	0	0-0	0	1	ND
3/14/18	Texas	1.2	1	0-0	0	2	S, 2
3/16/18	No. 4 Kentucky	2.2	4	2-2	0	4	S, 3
3/23/18	at No. 2 Florida	2.0	1	0-0	0	4	S, 4
3/25/18	at No. 2 Florida	1.2	1	1-1	0	0	ND
3/29/18	at No. 4 Ole Miss	3.0	1	0-0	1	5	S, 5
3/31/18	at No. 4 Ole Miss	2.0	1	2-2	1	1	ND
TOTALS	11 G, 0 GS	21.0	11	7-7	4	23	2-0 (5 SV)

Matt Cronin 2017 Game-By-Game (Freshman)
(15 Appearances, 0 Starts)

Date	Opponent	IP	H	R-ER	BB	K	Result
3/4/17	vs. Nebraska	1.0	0	0-0	0	2	ND
3/8/17	ULM	2.0	0	0-0	2	3	ND
3/15/17	Alcorn State	2.0	2	1-1	0	4	ND
3/22/17	New Orleans	0.0	0	1-1	1	0	ND
4/1/17	at Alabama	1.0	1	0-0	1	1	ND
4/5/17	Grand Canyon	1.0	0	0-0	0	2	ND
4/11/17	at Missouri State	1.2	1	0-0	1	2	W, 1-0
4/18/17	Memphis	1.1	2	0-0	0	2	W, 2-0
4/25/17	vs. Kansas State	3.0	2	0-0	1	5	ND
5/19/17	at No. 22 Texas A&M	0.1	0	0-0	0	0	ND
5/25/17	vs. Auburn	3.0	0	0-0	3	6	W, 3-0
5/28/17	vs. LSU	0.1	0	0-0	0	1	ND
6/2/17	Oral Roberts	0.1	0	0-0	0	1	ND
6/3/17	Missouri State	0.0	0	1-1	1	0	L, 3-1
6/4/17	Missouri State	1.0	0	1-1	2	2	ND
TOTALS	15 G, 0 GS	18.0	8	4-4	12	31	3-1

2018 HIGHLIGHTS

- Picked up the win in game three against Bucknell after pitching a scoreless inning with one strikeout.
- Earned the save against Arizona, pitching the final 2.1 innings and retiring seven of the final eight batters.
- Won his second game in three appearances after throwing four innings at San Diego State and striking out five.
- The four innings against the Aztecs was a career high.
- Earned his second save against Texas, throwing the final 1.2 innings, while also getting out of bases loaded jam with the tying run on third.
- The two saves tops his total of one from 2017. Is one of five Razorbacks with at least one save in 2018.
- Picked up his third save of the year and second in as many outings when he threw the final 2.2 innings against No. 4 Kentucky, striking out four.
- Earned third-consecutive save on Friday against No. 2 Florida, giving him four for the year, which ranks third in the SEC.

#35 JACOB KOSTYSHOCK • SO • RHP • 6-4 • 172

CAREER HIGHS

Category	High	Opponent (Last)	Date
Innings	3.2	at No. 2 Florida	3/24/18
Longest Start	--	--	--
Shortest Start	--	--	--
Longest Relief	3.2	at No. 2 Florida	3/24/18
Hits	7	at No. 2 Florida	3/24/18
Runs	7	at No. 2 Florida	3/24/18
Earned Runs	5	at No. 2 Florida	3/24/18
Walks	3	vs. Nebraska	3/4/17
Strikeouts	3	at San Diego	2/25/18

KOSTYSHOCK'S CAREER APPEARANCES

Jacob Kostyshock 2018 Game-By-Game (Sophomore)
(8 Appearances, 0 Starts)

Date	Opponent	IP	H	R-ER	BB	K	Result
2/17/18	Bucknell	1.0	0	0-0	0	2	ND
2/25/18	at San Diego	3.0	3	0-0	0	3	ND
3/9/18	Kent State - 1	1.0	1	0-0	1	1	ND
3/9/18	Kent State - 2	0.1	1	0-0	0	0	ND
3/13/18	Texas	3.0	4	2-2	2	1	S, 1
3/21/18	at Charlotte	1.0	2	1-1	0	0	ND
3/24/18	at No. 2 Florida	3.2	7	7-5	2	2	ND
3/31/18	at No. 4 Ole Miss	0.1	1	2-2	1	0	ND
TOTALS	8 G, 0 GS	13.1	19	12-10	6	9	0-0 (1 SV)

Jacob Kostyshock 2017 Game-By-Game (Freshman)
(6 Appearances, 0 Starts)

Date	Opponent	IP	H	R-ER	BB	K	Result
3/4/17	vs. Nebraska	0.2	2	3-3	3	2	ND
3/8/17	ULM	2.0	0	0-0	0	2	ND
3/15/17	Alcorn State	1.0	0	0-0	0	0	ND
4/4/17	Grand Canyon	0.2	3	1-1	0	1	ND
4/13/17	Georgia	0.0	0	0-0	2	0	ND
4/25/17	vs. Kansas State	1.0	1	0-0	1	1	W, 1-0
TOTALS	6 G, 0 GS	5.2	6	4-4	6	6	1-0

2018 HIGHLIGHTS

- Threw a career-high three scoreless innings at San Diego, while striking out three batters, also a career-high.
- Has come out of the bullpen in three of the last four games, allowing just two earned runs in 4.1 innings.
- Picked up his first save of the year against Texas (March 13), throwing the last three innings in a 13-4 victory.
- Equaled his appearance total from 2017 by throwing one inning at Charlotte (March 21).

#27 EVAN LEE • SO • LHP • 6-2 • 190

CAREER HIGHS

Category	High	Opponent (Last)	Date
Innings	4.1	Kent State	3/11/18
Longest Start	1.0	at Louisiana Tech	3/1/17
Shortest Start	1.0	2x (at No. 4 Ole Miss)	3/30/18
Longest Relief	4.1	Kent State	3/11/18
Hits	5	No. 4 Kentucky	3/17/18
Runs	3	3x (at No. 4 Ole Miss)	3/30/18
Earned Runs	3	at Louisiana Tech	3/1/17
Walks	2	Bucknell	2/17/18
Strikeouts	4	No. 4 Kentucky	3/17/18

LEE'S CAREER APPEARANCES

Evan Lee 2018 Game-By-Game (Sophomore)
(6 Appearances, 1 Starts)

Date	Opponent	IP	H	R-ER	BB	K	Result
2/17/18	Bucknell	1.0	1	1-1	2	0	ND
2/25/18	at San Diego	1.1	2	2-2	1	2	L, 0-1
3/11/18	Kent State	4.1	2	0-0	0	1	W, 1-1
3/17/18	No. 4 Kentucky	2.0	5	3-2	0	4	ND
3/30/18	at No. 4 Ole Miss*	1.0	4	3-2	1	0	L, 1-2
4/3/18	ULM	0.2	1	0-0	0	1	W, 2-2
TOTALS	6 G, 1 GS	10.1	15	9-7	4	4	2-2

Evan Lee 2017 Game-By-Game (Freshman)
(13 Appearances, 1 Start)

Date	Opponent	IP	H	R-ER	BB	K	Result
2/26/17	Bryant	1.0	0	0-0	0	1	ND
3/1/17	at Louisiana Tech*	1.0	2	3-3	0	0	ND
3/5/17	vs. #30 Oklahoma St.	2.1	1	1-0	1	2	ND
3/15/17	Alcorn State	1.0	0	0-0	1	2	ND
3/17/17	Mississippi St.	0.1	0	0-0	0	0	ND
4/5/17	Grand Canyon	2.0	3	1-1	1	2	ND
4/11/17	at Missouri State	1.0	2	0-0	0	2	ND
4/18/17	Memphis	2.0	0	0-0	1	2	ND
4/22/17	at #10 Auburn	0.1	0	0-0	1	1	ND
4/23/17	at #10 Auburn	1.2	3	2-2	0	2	ND
4/28/17	Ole Miss	1.0	0	0-0	0	0	S, 1
5/18/17	at No. 22 Texas A&M	0.1	0	0-0	0	0	ND
5/25/17	vs. Mississippi St.	0.0	0	0-0	1	0	ND
6/4/17	Missouri State	0.1	0	0-0	0	1	S, 2
6/5/17	Missouri State	0.2	0	0-0	0	2	ND
TOTALS	13 G, 1 GS	15.0	12	7-6	6	17	0-0 (2 SV)

2018 HIGHLIGHTS

- Earned his first victory of the year, throwing an effective 4.1 innings against Kent State (March 11) and not giving up a run.
- The 4.1 innings against the Golden Flashes ended up being a career long.
- Got the win and a home run in the 10-9 win in 10 innings over ULM (April 3), a feat that hadn't been accomplished since Brett Eibner in 2010.

#28 KOLE RAMAGE • FR • RHP • 6-1 • 201

CAREER HIGHS

Category	High	Opponent (Last)	Date
Innings	3.2	at No. 4 Ole Miss	3/30/18
Longest Start	1.2	No. 4 Kentucky	3/17/18
Shortest Start	1.2	No. 4 Kentucky	3/17/18
Longest Relief	3.2	at No. 4 Ole Miss	3/30/18
Hits	3	at San Diego	2/25/18
Runs	5	ULM	4/3/18
Earned Runs	2	2x (No. 4 Kentucky)	3/17/18
Walks	2	2x (ULM)	4/3/18
Strikeouts	5	at No. 4 Ole Miss	3/30/18

RAMAGE'S CAREER APPEARANCES

Kole Ramage 2018 Game-By-Game (Freshman)
(10 Appearances, 1 Start)

Date	Opponent	IP	H	R-ER	BB	K	Result
2/16/18	Bucknell	2.0	1	0-0	0	4	ND
2/25/18	at San Diego	1.0	3	3-2	1	0	ND
3/1/18	Dayton	2.0	2	0-0	0	3	ND
3/9/18	Kent State	2.0	2	1-1	0	4	ND
3/11/18	Kent State	0.0	1	1-0	1	0	ND
3/14/18	Texas	2.2	2	0-0	2	3	ND
3/17/18	No. 4 Kentucky*	1.2	2	4-1	1	2	ND
3/21/18	at Charlotte	1.0	2	1-1	0	1	L, 0-1
3/30/18	at No. 4 Ole Miss	3.2	0	0-0	0	5	ND
4/3/18	ULM	1.1	1	5-1	2	1	ND
TOTALS	10 G, 1 GS	15.2	13	10-5	5	21	0-1

2018 HIGHLIGHTS

- Made his first collegiate appearance against Bucknell, pitching two innings with four strikeouts in seven batters faced.
- Has yet to give up more than a run in his last four appearances and has three or more strikeouts in three of those outings (vs. Dayton, Kent State, Texas).
- Had his longest outing of the season against Texas (March 14), going 2.2 innings while allowing just two hits.

#11 KEATON MCKINNEY • R-JR • RHP • 6-5 • 235

CAREER HIGHS

Category	High	Opponent (Last)	Date
Innings	8.0	Alabama	3/31/17
Longest Start	8.0	Alabama	3/31/17
Shortest Start	2.0	2x (at Ok. St.)	3/29/16
Longest Relief	4.1	W. Illinois	3/12/16
Hits	8	at Auburn	4/21/17
Runs	8	at Auburn	4/21/17
Earned Runs	8	at Auburn	4/21/17
Walks	4	at Auburn	4/21/17
Strikeouts	11	Mississippi St.	3/17/17

CAREER VS. 2017 OPPONENTS

Team	ERA	W-L	G-GS	IP	H	R	ER	BB-K
Arizona	1.50	0-1	1-1	6.0	5	2	1	0-10
Florida	0.00	--	1-0	1.0	2	1	0	1-1
Ole Miss	4.05	0-1	2-1	11.1	10	5	5	3-16
ULM	0.00	--	1-0	3.0	1	0	0	1-3
Auburn	34.29	0-1	1-1	2.1	8	8	8	4-1
Grambling St.	0.00	--	1-0	2.0	3	0	0	0-0
Missouri St.	6.00	--	2-1	6.0	4	4	4	3-8
Mississippi St.	1.57	2-0	3-3	17.2	13	5	3	2-21
Alabama	2.21	1-0	2-2	12.2	7	3	3	1-11
LSU	0.00	1-0	2-1	9.2	9	5	0	5-14
Texas A&M	1.11	1-1	3-1	8.1	6	2	1	0-3
Georgia	1.50	1-0	1-1	6.0	5	1	1	1-5

2016 HIGHLIGHTS

- Made 13 appearances with 12 starts to finish with a 6.66 ERA and a 1-5 record
- Part of starting rotation for majority of season, pitching 52.2 innings and striking out 31
- All decisions came in conference play with win coming against Auburn (March 26)
- Threw 6.0 scoreless innings in win over Auburn, giving up just three hits with three strikeouts ... Had a 6.75 ERA in conference play
- Tied a career-high of five strikeouts twice during season, vs. No. 2 Florida (April 15) and No. 2 Texas A&M (May 1)
- Went a season-long 7.0 innings vs. Eastern Illinois (March 6), giving up just one earned run while scattering four hits
- Recorded two or more strikeouts in eight of last nine appearances, all in SEC play.

2015 HIGHLIGHTS

- >>> SEC All-Freshman Team (Coaches)
- >>> Louisville Slugger Freshman All-America
- >>> SEC Pitcher of the Week (May 4)
- >>> SEC Freshman of the Week (May 18)

- Came on strong at the end of the season, posting a 5-1 record over his final 10 starts to help anchor the starting rotation
- Named to the SEC All-Freshman Team (Coaches) after going 5-0 in conference play with a 2.90 earned run average
- Earned Louisville Slugger Freshman All-America honors, becoming the 18th Freshman All-American in program history
- Was named SEC Pitcher and Freshman of the Week during the season, the only player in the league to earn both honors
- Named SEC Pitcher of the Week (May 4) after tossing a two-hit shutout at

MCKINNEY'S CAREER APPEARANCES

Keaton McKinney 2015 Game-By-Game (Freshman) (21 Appearances, 18 Starts)

Date	Opponent	IP	H	R-ER	BB	K	Result
2/13/15	North Dakota	3.1	4	1-1	1	2	ND
2/22/15	vs. Maryland*	5.0	3	1-1	2	4	ND
3/3/15	Eastern Illinois*	4.0	1	0-0	3	3	W, 1-0
3/8/15	Loyola Marymount*	3.1	3	4-4	1	3	L, 1-1
3/14/15	at Vanderbilt*	2.0	6	3-3	1	1	ND
3/17/15	SE Missouri St.*	5.0	1	1-1	3	3	ND
3/20/15	LSU	1.0	5	4-4	1	0	ND
3/25/15	at Memphis*	4.0	6	2-1	1	2	ND
3/28/15	Ole Miss*	3.0	1	1-0	2	4	ND
3/31/15	Missouri State	2.0	0	0-0	1	2	ND
4/5/15	at Auburn*	3.1	5	2-2	2	0	ND
4/12/15	Kentucky*	9.0	5	3-3	1	5	W, 2-1
4/19/15	at Texas A&M*	5.1	7	2-2	4	3	W, 3-1
4/26/15	Mississippi St.*	5.1	6	1-0	2	1	ND
5/2/15	at Alabama*	9.0	2	0-0	1	2	W, 4-1
5/10/15	Tennessee*	4.2	3	2-2	0	2	W, 5-1
5/15/15	at Georgia*	7.0	4	0-0	3	4	W, 6-1
5/20/15	vs. Florida*	1.0	0	3-3	3	1	ND
5/30/15	at Oklahoma St.*	4.0	4	2-2	2	1	ND
6/6/15	Missouri State*	1.1	3	1-1	3	0	L, 6-2
6/15/15	vs. Miami*	4.1	2	1-1	1	3	ND
TOTALS	21 G, 18 GS	87.0	71	34-31	38	46	6-2

Keaton McKinney 2017 Game-By-Game (Sophomore) (13 Appearances, 12 Starts)

Date	Opponent	IP	H	R-ER	BB	K	Result
2/21/16	Central Michigan*	4.0	4	3-2	2	1	ND
2/28/16	vs. Texas Tech*	0.2	3	5-5	2	1	ND
3/6/16	Eastern Illinois*	7.0	4	2-1	1	1	ND
3/12/16	Western Illinois*	3.2	5	3-3	4	1	ND
3/20/16	at South Carolina*	4.2	7	4-3	0	4	ND
3/26/16	Auburn*	6.0	3	0-0	5	3	W, 1-0
4/2/16	Missouri*	3.2	6	6-6	4	2	L, 1-1
4/10/16	at Ole Miss	2.0	4	2-2	0	1	ND
4/15/16	Florida*	4.0	5	3-3	3	2	L, 1-2
4/23/16	at Kentucky*	3.1	4	3-3	3	2	ND
5/1/16	Texas A&M*	5.2	6	5-1	1	5	L, 1-3
5/8	at LSU*	4.1	4	4-4	3	2	L, 1-4
5/14	Alabama*	3.2	3	6-6	5	3	L, 1-5
TOTALS	13 G, 12 GS	52.2	58	46-39	34	31	1-5

Keaton McKinney 2018 Game-By-Game (R-Junior) (1 Appearance, 11 Starts)

Date	Opponent	IP	H	R-ER	BB	K	Result
2/18/18	Bucknell*	2.0	1	1-1	2	2	ND

#46 BARRETT LOSEKE • JR • RHP • 6-0 • 180

CAREER HIGHS

Category	High	Opponent (Last)	Date
Innings	4.2	Rhode Island	3/10/17
Longest Start	4.0	2x (at S. Carolina)	3/19/16
Shortest Start	1.0	at Ole Miss	4/10/16
Longest Relief	4.2	Rhode Island	3/10/17
Hits	4	3x (at San Diego)	2/25/18
Runs	3	5x (Missouri State)	6/4/17
Earned Runs	3	4x (Memphis)	4/18/17
Walks	3	4x (Memphis)	4/18/17
Strikeouts	8	at Charlotte	3/21/18

LOSEKE'S CAREER APPEARANCES

Barrett Loseke 2018 Game-By-Game (Junior)
(8 Appearances, 2 Starts)

Date	Opponent	IP	H	R-ER	BB	K	Result
2/16/18	Bucknell	1.0	0	0-0	0	2	ND
2/25/18	at San Diego*	2.2	4	2-2	0	2	ND
3/4/18	USC	0.0	1	2-2	1	0	ND
3/14/18	Texas	0.1	2	1-1	1	1	ND
3/21/18	at Charlotte*	3.0	0	0-0	1	8	ND
3/27/18	at Memphis	4.1	2	1-1	1	2	ND
3/31/18	at No. 4 Ole Miss	1.0	2	2-2	2	1	ND
4/3/18	ULM	2.0	0	0-0	2	5	ND
TOTALS	8 G, 2 GS	14.1	11	8-8	8	21	0-0

Barrett Loseke 2017 Game-By-Game (Sophomore)
(15 Appearances, 2 Starts)

Date	Opponent	IP	H	R-ER	BB	K	Result
2/19/17	Miami (Ohio)	1.0	0	0-0	2	2	ND
2/26/17	Bryant	2.1	4	3-3	2	3	ND
3/1/17	at Louisiana Tech	4.0	1	0-0	1	7	W, 1-0
3/10/17	Rhode Island	4.2	3	0-0	0	3	W, 2-0
3/18/17	Mississippi St.	0.0	0	0-0	1	0	ND
3/22/17	New Orleans	3.1	1	0-0	1	4	W, 3-0
3/26/17	at #18 Missouri	0.1	3	2-2	1	0	ND
4/5/17	Grand Canyon*	2.0	0	0-0	2	2	ND
4/7/17	#13 LSU	1.0	3	0-0	0	1	ND
4/11/17	at Missouri State	1.0	1	2-2	1	1	ND
4/13/17	Georgia	1.2	0	0-0	1	2	ND
4/18/17	Memphis*	3.0	3	3-3	3	2	ND
4/23/17	at #10 Auburn	0.1	1	0-0	0	0	ND
4/25/17	vs. Kansas State	0.1	1	2-2	1	0	ND
6/4/17	Missouri State	0.2	2	3-0	1	1	ND
TOTALS	15 G, 2 GS	25.2	23	15-12	17	28	3-0

Barrett Loseke 2016 Game-By-Game (Freshman)
(17 Appearances, 6 Starts)

Date	Opponent	IP	H	R-ER	BB	K	Result
2/20/16	Central Michigan	0.1	1	0-0	0	0	ND
2/23/16	Mississippi Valley St.	2.0	1	0-0	0	3	ND
2/28/16	vs. #23 Texas Tech	1.1	2	0-0	3	3	ND
3/9/16	Gonzaga	3.0	1	0-0	1	1	ND
3/13/16	Western Illinois*	4.0	1	0-0	1	4	W, 1-0
3/19/16	at #12 South Carolina*	4.0	3	2-2	3	3	ND
3/27/16	Auburn*	2.2	4	1-1	1	2	ND
4/3/16	Missouri*	3.1	2	3-3	1	4	L, 1-1
4/10/16	at #14 Ole Miss*	1.0	2	3-3	2	3	L, 1-2
4/12/16	ULM	1.0	1	0-0	0	1	ND
4/16/16	#2 Florida	0.2	0	0-0	3	2	ND
4/26/16	#18 Oklahoma St.	1.0	0	0-0	1	0	ND
4/30/16	#2 Texas A&M-2	3.2	2	0-0	0	4	ND
5/6/16	at #13 LSU	0.0	0	0-0	2	0	ND
5/8/16	at #13 LSU	1.2	1	0-0	1	2	ND
5/17	Missouri St.*	2.0	2	2-2	1	1	L, 1-3
5/20/16	at #4 Mississippi St.	1.0	1	0-0	0	2	ND
TOTALS	17 G, 6 GS	32.2	24	11-11	20	35	1-3

2018 HIGHLIGHTS

- Made his first start of the year at San Diego, throwing 2.2 innings and allowing two runs on four hits with two strikeouts.
- Has started at least one game every year since 2016.
- Struck out a career-high eight batters at Charlotte (March 21) out of a possible nine batters faced.
- Recorded his second-straight outing of three innings or more by throwing 4.1 innings out of the bullpen against Memphis (March 27).
- Has only allowed two earned runs in his last 7.2 innings.

#34 JAKE REINDL • JR • RHP • 6-1 • 200

CAREER HIGHS

Category	High	Opponent (Last)	Date
Innings	6.1	Ole Miss	4/28/17
Longest Start	2.2	at Memphis	3/27/18
Shortest Start	2.2	at Memphis	3/27/18
Longest Relief	6.1	Ole Miss	4/28/17
Hits	6	2x (at Memphis)	3/27/18
Runs	5	at Memphis	3/27/18
Earned Runs	4	at Memphis	3/27/18
Walks	3	2x (No. 4 Kentucky)	3/16/18
Strikeouts	6	2x (#25 Vanderbilt)	5/14/17

REINDL'S CAREER APPEARANCES

Jake Reindl 2018 Game-By-Game (Junior)
(9 Appearances, 1 Starts)

Date	Opponent	IP	H	R-ER	BB	K	Result
2/18/18	Bucknell	1.0	1	0-0	0	1	S, 1
2/23/18	vs. Cal Poly	2.0	2	1-1	1	1	L, 0-1
3/4/18	USC	3.0	4	3-2	0	4	ND
3/9/18	Kent State	2.1	2	1-1	1	3	ND
3/14/18	Texas	0.1	3	2-2	0	0	ND
3/16/18	No. 4 Kentucky	1.2	2	0-0	3	2	W, 1-1
3/21/18	at Charlotte	0.0	1	2-0	0	0	ND
3/27/18	at Memphis*	2.2	6	5-4	1	5	ND
4/3/18	ULM	3.0	3	0-0	0	3	ND
TOTALS	9 G, 1 GS	17.0	24	14-10	6	19	1-1 (1 SV)

Jake Reindl 2017 Game-By-Game (Sophomore)
(24 Appearances, 0 Starts)

Date	Opponent	IP	H	R-ER	BB	K	Result
2/17/17	Miami (Ohio)	3.0	2	0-0	0	3	ND
2/24/17	Bryant	0.1	1	2-2	1	0	ND
3/1/17	at Louisiana Tech	2.0	3	0-0	0	2	ND
3/5/17	vs. #14 Oklahoma St.	0.0	0	0-0	1	0	ND
3/14/17	Alcorn State	2.1	4	1-1	1	1	ND
3/22/17	New Orleans	0.2	2	1-1	1	1	ND
3/25/17	at #18 Missouri	2.2	2	0-0	0	4	ND
4/1/17	at Alabama	2.2	0	0-0	0	5	ND
4/4/17	Grand Canyon	2.1	0	0-0	0	1	ND
4/9/17	#13 LSU	5.2	2	1-1	0	5	ND
4/14/17	Georgia	2.0	1	0-0	2	1	W, 1-0
4/18/17	Memphis	1.2	3	4-4	0	0	ND
4/22/17	at #10 Auburn	3.0	2	0-0	1	6	S, 1
4/25/17	vs. Kansas State	1.1	1	0-0	1	1	ND
4/28/17	Ole Miss	6.1	6	1-1	3	5	W, 2-0
5/4/17	at Tennessee	0.1	2	2-0	1	0	L, 2-1
5/12/17	#25 Vanderbilt	0.0	0	0-0	1	0	ND
5/14/17	#25 Vanderbilt	4.1	3	0-0	0	6	S, 2
5/18/17	at No. 22 Texas A&M	2.0	1	1-1	1	2	W, 3-1
5/25/17	vs. Mississippi St.	1.0	1	1-0	1	1	ND
5/26/17	vs. Mississippi St.	2.1	0	0-0	0	1	ND
6/3/17	Missouri State	1.0	0	0-0	1	0	ND
6/4/17	Oral Roberts	2.1	0	0-0	0	3	S, 3
6/4/17	Missouri State	1.1	3	2-2	0	1	W, 4-1
TOTALS	24 G, 0 GS	50.2	39	16-13	16	49	4-1 (3 SV)

Jake Reindl 2016 Game-By-Game (Freshman)
(6 Appearances, 0 Starts)

Date	Opponent	IP	H	R-ER	BB	K	Result
2/24/16	Mississippi Valley St.	1.0	0	0-0	0	2	ND
3/9/16	Gonzaga	0.1	2	2-2	0	0	ND
3/15/16	Grambling St.	1.0	1	0-0	0	0	ND
a5/17/16	Missouri St.	1.0	1	0-0	0	1	ND
5/19/16	at #4 Mississippi St.	0.2	0	0-0	0	1	ND
TOTALS	6 G, 0 GS	5.0	6	3-3	0	5	0-0

2018 HIGHLIGHTS

- Notched his first save of the season against Bucknell by throwing the final inning against Bucknell (Feb. 18) in a 3-1 victory.
- Picked up the win in game one against No. 4 Kentucky, throwing 1.2 scoreless innings in relief of Blaine Knight

#99 JACKSON RUTLEDGE • FR • RHP • 6-8 • 258

SEASON HIGHS

Category	High	Opponent (Last)	Date
Innings	3.0	2x (ULM)	4/3/18
Longest Start	3.0	ULM	4/3/18
Shortest Start	3.0	ULM	4/3/18
Longest Relief	3.0	USC	3/2/18
Hits	2	ULM	4/3/18
Runs	4	ULM	4/3/18
Earned Runs	3	ULM	4/3/18
Walks	2	ULM	4/3/18
Strikeouts	4	Bucknell	2/18/18

RUTLEDGE'S CAREER APPEARANCES

Jackson Rutledge 2018 Game-By-Game (Freshman)
(9 Appearances, 1 Starts)

Date	Opponent	IP	H	R-ER	BB	K	Result
2/18/18	Bucknell	2.0	1	0-0	1	4	ND
2/23/18	vs. Cal Poly	0.2	0	2-0	1	0	ND
3/2/18	USC	3.0	1	0-0	1	2	S, 1
3/4/18	USC	1.0	0	0-0	1	0	W, 1-0
3/21/18	at Charlotte	1.0	1	0-0	0	0	ND
3/23/18	at No. 2 Florida	0.1	1	0-0	0	0	ND
3/27/18	at Memphis	1.1	1	0-0	1	2	W, 2-0
3/31/18	at No. 4 Ole Miss	0.1	1	1-0	1	0	ND
4/3/18	ULM	3.0	2	4-3	2	2	ND
TOTALS	9 G, 1 GS	12.2	8	7-3	8	10	2-0 (1 SV)

2018 HIGHLIGHTS

- Made his collegiate debut against Bucknell (Feb. 18), striking out a team-high four over two innings.
- Picked up his first collegiate save against USC (March 2), going the final three innings with just one hit allowed and one walk.
- Also earned his first win in the series finale against USC (March 4), pitching a scoreless top half of the eighth, allowing his teammates to get the walk-off hit in the bottom half.
- Made his first start against ULM (April 3), going three innings with two hits and four runs allowed.

#57 CODY SCROGGINS • R-SO • RHP • 6-0 • 190**CAREER HIGHS**

Category	High	Opponent (Last)	Date
Innings	2.0	ULM	4/4/18
Longest Start	--	--	--
Shortest Start	--	--	--
Longest Relief	2.0	ULM	4/4/18
Hits	2	at LSU	5/8/16
Runs	1	4x (at Charlotte)	3/21/18
Earned Runs	1	3x (Bryant)	2/24/17
Walks	2	vs. Arizona	2/21/18
Strikeouts	2	2x (ULM)	4/4/18

SCROGGINS' CAREER APPEARANCESCody Scroggins 2018 Game-By-Game (R-Sophomore)
(6 Appearances, 0 Starts)

Date	Opponent	IP	H	R-ER	BB	K	Result
2/17/18	Bucknell	1.0	0	0-0	0	2	ND
2/21/18	vs. Arizona	0.2	1	0-0	2	2	ND
3/3/18	USC	1.0	0	0-0	0	0	ND
3/9/18	Kent State	0.0	0	1-1	1	0	ND
3/21/18	at Charlotte	0.1	0	1-0	1	1	ND
4/4/18	ULM	2.0	0	0-0	1	2	ND
TOTALS	6 G, 0 GS	5.0	1	2-1	5	7	0-0

Cody Scroggins 2017 Game-By-Game (Sophomore)
(3 Appearances, 0 Starts)

Date	Opponent	IP	H	R-ER	BB	K	Result
2/18/17	Miami (Ohio)	1.0	1	0-0	0	1	ND
2/24/17	Bryant	0.0	1	1-1	1	0	ND
3/1/17	at Louisiana Tech	1.1	1	0-0	0	0	ND
TOTALS	3 G, 0 GS	2.1	3	1-1	1	1	0-0

Cody Scroggins 2016 Game-By-Game (Freshman)
(4 Appearances, 0 Starts)

Date	Opponent	IP	H	R-ER	BB	K	Result
4/3/16	Missouri	1.0	0	0-0	0	0	ND
4/8/16	at #14 Ole Miss	1.0	0	0-0	1	1	ND
4/15/16	#2 Florida	1.0	1	1-1	1	0	ND
5/8/16	at #13 LSU	0.1	2	1-1	0	0	ND
TOTALS	4 G, 0 GS	3.1	3	2-2	2	1	0-0

2018 HIGHLIGHTS

- Came back from Tommy John surgery in 2017 to full health in 2018.
- Has yet to give up a run in three appearances and 2.2 innings pitched.
- Set career-high with two strikeouts against Bucknell (Feb. 17) and Arizona (Feb. 21).
- Transitioned from infielder to pitcher at tail end of freshman year.

#88 ZEBULON VERMILLION • FR • RHP • 6-4 • 208**SEASON HIGHS**

Category	High	Opponent (Last)	Date
Innings	3.0	USC	3/2/18
Longest Start	--	--	--
Shortest Start	--	--	--
Longest Relief	3.0	USC	3/2/18
Hits	1	3x (at Charlotte)	3/21/18
Runs	2	Bucknell	2/18/18
Earned Runs	--	--	--
Walks	1	4x (USC)	3/4/18
Strikeouts	4	Bucknell	2/18/18

VERMILLION'S CAREER APPEARANCESZebulon Vermillion 2018 Game-By-Game (Freshman)
(6 Appearances, 0 Starts)

Date	Opponent	IP	H	R-ER	BB	K	Result
2/17/18	Bucknell	1.0	3	2-2	0	1	ND
2/28/18	Dayton	3.0	3	1-0	0	3	S, 1
3/9/18	Kent State-2	1.0	0	0-0	0	1	ND
3/17/18	Kentucky-1	1.0	2	1-1	0	2	ND
3/21/18	at Charlotte	0.2	0	0-0	0	0	ND
3/24/18	at No. 2 Florida	2.1	3	1-1	0	4	ND
TOTALS	6 G, 0 GS	9.0	11	5-4	0	11	0-0 (1 SV)

2018 HIGHLIGHTS

- Made his collegiate debut against Bucknell (Feb. 17) throwing one inning and striking out one in the 32-4 victory.
- Earned first collegiate save, closing out the final three innings against Dayton (Feb. 28) with one unearned run allowed.
- Has only given up two earned runs in his last five outings (8.0 innings).

#9 JAX BIGGERS • JR • INF • 5-11 • 180

CAREER HIGHS

Category	High	Opponent (Last)	Date
Hits	4	2x (No. 4 Kentucky)	3/17/18
Runs	3	3x (No. 4 Kentucky)	3/17/18
Doubles	2	2x (No. 4 Kentucky)	3/16/18
Triples	2	vs. Auburn	5/25/17
Home Runs	1	6x (No. 4 Kentucky)	3/17/18
RBI's	4	No. 4 Kentucky	3/17/18
Walks	3	Texas	3/14/18
Stolen Bases	2	USC	3/2/18

SEASON HIGHS

Category	High	Opponent (Last)	Date
Hits	4	No. 4 Kentucky	3/17/18
Runs	3	2x (No. 4 Kentucky)	3/17/18
Doubles	2	No. 4 Kentucky	3/16/18
Triples	--	--	--
Home Runs	1	No. 4 Kentucky	3/17/18
RBI's	4	No. 4 Kentucky	3/17/18
Walks	3	Texas	3/14/18
Stolen Bases	2	USC	3/2/18

2018 HIGHLIGHTS

- Went 1-for-3 in the season opener against Bucknell (Feb. 16) with a run scored and a walk.
- Has multi-hit games against Bucknell (Feb. 17) and at San Diego State (Feb. 24).
- Drove in two of the three runs in the second inning against San Diego (Feb. 25) on a double to left-center.
- Got the lead-off hit in the bottom of the eighth against USC (March 4) before being driven in on Eric Cole's triple to tie the game.
- Stole two bases for the first time in his Division I career against USC (March 2), making him one of two players to achieve the feat this season.
- Walked a career-high three times against Texas (March 14).
- Hit .558 against Texas and No. 4 Kentucky with two doubles, two home runs, and seven RBI's out of the leadoff spot to be named the SEC Player of the Week.
- Against Kentucky, he totaled three multi-hit games, including one three-hit game and one four-hit game.
- One of three Hogs with a four-hit game this year and is second on the team with seven multi-hit games.
- Went 7-for-9 in the DH with Kentucky with two home runs and six RBI's.

#17 LUKE BONFIELD • SR • OF • 6-3 • 205

CAREER HIGHS

Category	High	Opponent (Last)	Date
Hits	3	10x (USC)	3/3/18
Runs	4	2x (vs. Nebraska)	3/4/17
Doubles	2	3x (at #10 Auburn)	4/22/17
Triples	1	at Missouri State	4/11/17
Home Runs	1	21x (No. 4 Kentucky)	3/17/18
RBI's	5	Miss. Valley St.	2/23/16
Walks	4	at LSU	5/7/16
Stolen Bases	1	at #22 Texas A&M	5/18/17

SEASON HIGHS

Category	High	Opponent (Last)	Date
Hits	3	USC	3/3/18
Runs	3	2x (No. 4 Kentucky)	3/17/18
Doubles	1	6x (at No. 4 Ole Miss)	3/31/18
Triples	--	--	--
Home Runs	1	4x (No. 4 Kentucky)	3/17/18
RBI's	4	No. 4 Kentucky	3/17/18
Walks	3	USC	3/4/18
Stolen Bases	--	--	--

2018 HIGHLIGHTS

- Had at least one hit in 12 of 15 games this season, including three multi-hit games (Cal Poly, USC, Kent State)
- Hit a three-run home run against Bucknell (Feb. 17) and also scored three runs after reaching via walk twice.
- Tied a career-high with three hits against USC (March 3), part of a 3-for-3 day with one double and one walk.
- Is currently on a seven-game hit streak, the longest on the team dating back to the March 9th game against Kent State.
- Is hitting an even .400 during that streak with an .800 slugging percentage.
- Went 3-for-4 with a season-high four RBI's and one home run on the backend of the DH with Kentucky. It's his first three-hit game of the year.

#8 ERIC COLE • JR • OF • 5-11 • 195

CAREER HIGHS

Category	High	Opponent (Last)	Date
Hits	4	3x (No. 4 Kentucky)	3/17/18
Runs	3	4x (No. 4 Kentucky)	3/17/18
Doubles	2	2x (Texas)	3/13/18
Triples	1	2x (USC)	3/4/18
Home Runs	1	11x (at No. 4 Ole Miss)	3/31/18
RBI's	3	3x (at No. 4 Ole Miss)	3/31/18
Walks	3	2x (Kent State)	3/9/18
Stolen Bases	1	9x (USC)	3/3/18

SEASON HIGHS

Category	High	Opponent (Last)	Date
Hits	4	2x (No. 4 Kentucky)	3/17/18
Runs	3	2x (No. 4 Kentucky)	3/17/18
Doubles	2	Texas	3/13/18
Triples	1	USC	3/4/18
Home Runs	1	7x (at No. 4 Ole Miss)	3/31/18
RBI's	3	3x (at No. 4 Ole Miss)	3/31/18
Walks	3	2x (Kent State)	3/9/18
Stolen Bases	1	4x (USC)	3/4/18

2018 HIGHLIGHTS

- Is second on the team with seven multi-hit games this season and is one of three players with six or more home runs this season.
- Went 2-for-5 on Opening Day against Bucknell (Feb. 16) with an RBI and a walk.
- Was a perfect 3-for-3 at the plate in the series finale against Bucknell (Feb. 18), including hitting his first homer of the year.
- Hit the go-ahead home run against San Diego State (Feb. 24) in the sixth inning that eventually led to a 5-2 win over the Aztecs.
- Hit the game-tying RBI-triple against USC (March 4) in the eighth inning, his second triple of his career.
- Tied a career-high with four hits against USC (March 4) with one triple, two RBI's and two runs scored.
- Hit his fourth home run of the year on against Kent State (March 9), matching his entire total from 2017.
- Hit for two doubles in the same game vs. Texas (March 13) for the second time in his career. Finished the game 3-for-5 with a career-high three RBI's.
- Hit .438 in the series with Kentucky. Three of his seven hits were for extra-bases including two home runs.
- Was one of five Razorbacks with two or more homers in the series.
- Tied a career-best with four hits in the final game of the Kentucky series with a double and three runs scored.

#24 DOMINIC FLETCHER • SO • CF • 5-9 • 188

CAREER HIGHS

Category	High	Opponent (Last)	Date
Hits	3	6x (vs. Florida)	5/27/17
Runs	3	2x (vs. Florida)	5/27/17
Doubles	1	14x (at No 2 Florida)	3/25/18
Triples	1	Memphis	4/18/17
Home Runs	1	16x (at No. 4 Ole Miss)	3/31/18
RBI's	5	Bucknell	2/17/18
Walks	3	at San Diego State	2/24/18
Stolen Bases	1	2x (at San Diego State)	2/24/18

SEASON HIGHS

Category	High	Opponent (Last)	Date
Hits	2	5x (at No.4 Ole Miss)	3/30/18
Runs	2	4x (ULM)	4/4/18
Doubles	1	7x (at No. 2 Florida)	3/25/18
Triples	--	--	--
Home Runs	1	4x (at No. 4 Ole Miss)	3/31/18
RBI's	5	Bucknell	2/17/18
Walks	3	at San Diego State	2/24/18
Stolen Bases	1	at San Diego State	2/24/18

2018 HIGHLIGHTS

- Has started 14 of 15 games this season, all in centerfield.
- Went 2-for-4 with a career-high five RBI's, one home run, and one double against Bucknell (Feb. 17).
- Hit the game-tying home run against Cal Poly (Feb. 23) in the bottom of the seventh inning for his second home run of the year.
- Hit the pinch-hit walk-off single against USC (March 4) to help Arkansas claim the series over the Trojans.
- Has at least one hit in his last six games with two multi-hit performances, dating back to the March 13th matchup against Texas.
- Was one of just two players with two or more hits against Charlotte on March 21.

#3 JARED GATES • SR • INF • 6-0 • 190

CAREER HIGHS

Category	High	Opponent (Last)	Date
Hits	3	2x (#13 LSU)	4/7/17
Runs	2	4x (Bucknell)	2/17/18
Doubles	1	7x (Dayton)	2/28/18
Triples	--	--	--
Home Runs	1	9x (at No. 2 Florida)	3/25/18
RBI's	4	Bucknell	2/17/18
Walks	3	Bucknell	2/16/18
Stolen Bases	--	--	--

SEASON HIGHS

Category	High	Opponent (Last)	Date
Hits	2	3x (at No. 2 Florida)	3/25/18
Runs	2	2x (Bucknell)	2/17/18
Doubles	1	4x (Dayton)	2/28/18
Triples	--	--	--
Home Runs	1	3x (at No. 2 Florida)	3/25/18
RBI's	4	Bucknell	2/17/18
Walks	3	Bucknell	2/16/18
Stolen Bases	--	--	--

2018 HIGHLIGHTS

- Went a perfect 2-for-2 at the plate with a career-high four RBI's against Bucknell (Feb. 17), hitting a double and a home run.
- Had one hit on Opening Day against Bucknell (Feb. 16), but walked a team-high three times.
- Went 3-for-6 (.500) in Dayton series with multi-RBI performances in both games, while also hitting his second home run of the year.
- Teamed with Evan Lee to hit back-to-back home runs against Florida (March 25), his third homer of the year.

#33 GRANT KOCH • JR • C • 6-0 • 205

CAREER HIGHS

Category	High	Opponent (Last)	Date
Hits	4	Bryant	2/26/17
Runs	3	2x (vs. Nebraska)	3/4/17
Doubles	2	3x (Alcorn State)	3/15/17
Triples	1	2x (Bryant)	2/24/17
Home Runs	2	No. 4 Kentucky	3/16/18
RBI's	4	4x (No. 4 Kentucky)	3/16/18
Walks	3	2x (Kent State)	3/11/18
Stolen Bases	1	2x (Kent State)	3/11/18

SEASON HIGHS

Category	High	Opponent (Last)	Date
Hits	2	5x (No. 4 Kentucky)	3/17/18
Runs	2	4x (at No. 4 Ole Miss)	3/31/18
Doubles	1	2x (at No. 4 Ole Miss)	3/30/18
Triples	--	--	--
Home Runs	2	No. 4 Kentucky	3/16/18
RBI's	4	No. 4 Kentucky	3/16/18
Walks	3	2x (Kent State)	3/11/18
Stolen Bases	1	Kent State	3/11/18

2018 HIGHLIGHTS

- Posted a three-RBI game against Bucknell (Feb. 17), including his first home run of the season.
- One of seven Razorbacks with a three or more-RBI game under his belt this season.
- Notched his first multi-hit game of the season against USC (March 4).
- Had an eight-game hitting streak snapped on Wednesday against Texas (March 14). It was the third-longest streak on the team.
- Hitting .385 during his hitting streak with three multi-hit games, two against USC, and two extra-base hits.
- Hit his second home run of the year in game one of a doubleheader with Kent State (March 9).
- Posted his first multi-home run game of his career on March 16 vs. Kentucky, part of a 2-for-4 game with a career-high tying four RBI's.

#18 HESTON KJERSTAD • FR • LF • 6-3 • 203**SEASON HIGHS**

Category	High	Opponent (Last)	Date
Hits	3	5x (ULM)	4/3/18
Runs	3	3x (at No. 2 Florida)	3/23/18
Doubles	2	at No. 2 Florida)	3/25/18
Triples	--	--	--
Home Runs	2	at Charlotte	3/21/18
RBIs	4	Dayton	3/1/18
Walks	2	2x (Kent State)	3/11/18
Stolen Bases	--	--	--

2018 HIGHLIGHTS

- Started all three games in LF against Bucknell and led all Razorback hitters with a .667 average.
- Tallied his first collegiate three-hit game on Opening Day.
- Followed it up with a multi-RBI game on Saturday, part of a 2-for-2 day.
- Hit his first collegiate home run against Arizona in the fifth inning of a 1-0 victory.
- Tallied a season-high four RBIs against Dayton (March 1) as part of a 1-for-4 day with a home run and a sacrifice fly.
- Notched at least one hit in every game of the USC series. Has only gone hitless in one game this season.
- Hit the game-tying two-RBI two out double in the sixth inning to help Arkansas complete a three-run comeback over Kent State (March 11). Currently has at least one hit in all but three games this year.
- Notched outfield assists against Bucknell (Feb. 18) and USC (March 3).
- Was responsible for all three of Arkansas' runs in the 6-3 loss to Charlotte (March 21), hitting two home runs.
- Went 9-for-16 (.563) leading all Razorbacks against Charlotte and Florida with six extra-base hits, including three home runs. He slugged a staggering 1.313 and struck out just two times.

#15 CASEY MARTIN • FR • INF • 5-11 • 179**SEASON HIGHS**

Category	High	Opponent (Last)	Date
Hits	4	Bucknell	2/17/18
Runs	3	2x (Texas)	3/14/18
Doubles	1	4x (Kent State)	3/11/18
Triples	--	--	--
Home Runs	2	Dayton	2/28/18
RBIs	6	Dayton	2/28/18
Walks	3	ULM	4/3/18
Stolen Bases	2	Dayton	3/1/18

2018 HIGHLIGHTS

- Notched a five-RBI game in his second appearance of the year, going 4-for-6 against Bucknell with a home run, a double, and three runs scored.
- Topped that with a six-RBI game against Dayton (Feb. 28), hitting two home runs in the process.
- Named SEC Freshman of the Week after hitting .444 against Dayton and USC, leading all Razorback hitters.
- Hit .417 in the series against Kent State, notching five hits with two doubles, one home run, and three RBIs.
- Hit .350 on the week against Texas and Kentucky with three home runs and seven RBIs.
- Going into the second week of conference play, Martin led the team with a .393 average with seven home runs and 22 RBIs.
- Had his 13-game hitting streak snapped on at Charlotte. Was hitting .367 during the streak dating back to March 1 and had driven in 11 RBIs during that same span.

#20 CARSON SHADDY • R-SR • 2B • 5-11 • 185**CAREER HIGHS**

Category	High	Opponent (Last)	Date
Hits	3	14x (at No. 4 Ole Miss)	3/29/18
Runs	3	3x (No. 4 Kentucky)	3/17/18
Doubles	3	vs. Nebraska	3/4/17
Triples	1	5x (Dayton)	3/1/18
Home Runs	2	2x (No. 4 Kentucky)	3/17/18
RBI's	6	Grambling St.	3/15/16
Walks	2	12x (at No. 4 Ole Miss)	3/30/18
Stolen Bases	2	at Ole Miss	4/8/16

SEASON HIGHS

Category	High	Opponent (Last)	Date
Hits	3	4x (at No. 4 Ole Miss)	3/29/18
Runs	3	No. 4 Kentucky	3/17/18
Doubles	1	4x (No. 4 Kentucky)	3/17/18
Triples	1	Dayton	3/1/18
Home Runs	2	No. 4 Kentucky	3/17/18
RBI's	4	2x (Bucknell)	2/17/18
Walks	2	3x (at No. 4 Ole Miss)	3/30/18
Stolen Bases	1	3x (at No. 4 Ole Miss)	3/29/18

2018 HIGHLIGHTS

- Opened the season with two-straight four-RBI games against Bucknell (Feb. 16-17), including a two-hit game in game two of the series.
- Hit a home run and walked twice in both games as well.
- Went 2-for-4 against Cal Poly (Feb. 23), his second multi-hit game of the year.
- Earned SEC Player of the Week honors after plating nine RBI's in 12 plate appearances during opening weekend.
- Went 7-for-13 (.538) against Kentucky including two games with three hits or more.
- Tallied his second multi-home run game of his career on the backend of the doubleheader with Kentucky. Finished the game 3-for-4 with three runs scored and one double.

#13 JORDAN MCFARLAND • SO • INF • 6-3 • 225**CAREER HIGHS**

Category	High	Opponent (Last)	Date
Hits	3	at Missouri State	4/11/17
Runs	5	Bucknell	2/17/18
Doubles	1	3x (at No. 4 Ole Miss)	3/30/18
Triples	--	--	--
Home Runs	2	Kent State	3/11/18
RBI's	5	Kent State	3/11/18
Walks	2	4x (No. 4 Kentucky)	3/17/18
Stolen Bases	1	Alcorn State	3/14/17

SEASON HIGHS

Category	High	Opponent (Last)	Date
Hits	2	6x (at No. 4 Ole Miss)	3/29/18
Runs	5	Bucknell	2/17/18
Doubles	1	3x (at No. 4 Ole Miss)	3/30/18
Triples	--	--	--
Home Runs	2	Kent State	3/11/18
RBI's	5	Kent State	3/11/18
Walks	2	No. 4 Kentucky	3/17/18
Stolen Bases	--	--	--

2018 HIGHLIGHTS

- Came off the bench in the fifth inning for an injured Jared Gates and went on to go 2-for-3 with two home runs, including a grand slam against Kent State (March 11).
- Since then, has been on a hot streak, hitting .414 with 11 RBI's and eight runs scored.
- Currently leading the team with an eight-game hit streak, the longest of his Razorback career.
- Tallied two multi-hit games against Texas (March 13-14), including a four-RBI day on March 14 in the 7-5 win.

QUICK FACTS

GENERAL INFORMATION

Location..... Fayetteville, Arkansas
Founded.....1871
Enrollment.....27,558
Nickname..... Razorbacks
School Colors..... Cardinal (PMS 201) and White
Conference..... Southeastern (Western Division)
System President..... Dr. Donald R. Bobbitt (Arkansas, 1980)
Chancellor..... Dr. Joseph E. Steinmetz (Central Michigan, 1977)
Athletic Director..... Hunter Yurachek (Guilford College, 1990)
Faculty Athletic Rep..... Gerald Jordan (Arkansas, 1970)
Athletics Website..... ArkansasRazorbacks.com
Ticket Office Phone..... 1-800-982-HOGS
Athletic Department Phone..... (479) 575-6533

COACHING STAFF

Head Coach..... Dave Van Horn (Arkansas, 1988)
Record at Arkansas..... 595-343 (15 seasons, .634)
Overall Division I Record..... 915-500 (23 seasons, .647)
Overall as a Head Coach..... 1,180-583 (29 seasons, .670)
Van Horn's DI Postseason App. (Total/at UA)..... 18/14
Van Horn's College World Series Appearances..... 6
(Neb: 2001, 2002; Ark: 2004, 2009, 2012, 2015)
Hitting Coach/Recruiting Coordinator.....
..... Nate Thompson (Dallas Baptist, 2006)
Pitching Coach..... Wes Johnson (Arkansas-Monticello, 1994)
Volunteer Assistant Coach... Craig Parry (South Dakota State, 2008)
Student Asst. Coach..... Jake Arledge
..... Harrison Heffley
Volunteer..... Colby Suggs
Dir. of Baseball Operations..... Clay Goodwin (Arkansas, 2005)
Athletic Trainer..... Corey Wood (East Carolina, 2008)
Strength & Conditioning... Blaine Kinsley (Lenoir-Rhyne, 2010)
Director of Video and Scouting..... Zach Barr
Managers..... Sean O'Neil
..... Cale Petrie
..... Hayden Sutton
..... Chandler Tolbert

HISTORY

Years of Varsity Baseball at Arkansas.....95
(1897, 1901-03, 05, 08-16, 19-20, 22-29, 47-17)
All-Time Program Record..... 2,148-1,363-6 (.611)
All-Time Conference Record/Years..... SEC: 379-371 (.505)/26
SWC: 264-205 (.563)/24
Combined: 643-576 (.527)/50
Conference Titles/Years..... SEC Overall: 2/1999, 2004
SEC Western Division: 4/1999, 2004, 2007, 2011
SWC: 2/1989, 1990
Conference Tournament Record/Years..... SEC: 31-39 (.443)/22
SWC: 18-25 (.419)/14
Combined: 49-64 (.434)/36
Conference Tournament Titles/Years..... SEC: None
SWC: 1/1985
NCAA Postseason Appearances.....29
(1973, 79-80, 83, 85-90, 95-96, 98-99, 2002-15, 2017)
NCAA Postseason Record.....74-63 (.540)
College World Series Appearances.....8
(1979, 1985, 1987, 1989, 2004, 2009, 2012, 2015)
College World Series Record..... 11-16 (.407)
NCAA Super Regional Appearances.....6
(2002, 2004, 2009, 2010, 2012, 2015)
NCAA Super Regional Record..... 9-6 (.600)
NCAA Regional Appearances.....28
NCAA Regional Record.....54-41 (.568)
Overall NCAA Regional Hosts..... 6 (1999, 2004, 2006, 2007, 2010, 2017)
Best NCAA Finish..... 1979 National Runner-up

GAME CREDENTIALS

Members of the media should contact John Thomas to request individual game credentials for Razorback home games. Credential requests should be made no later than noon (CT) the day before the scheduled contest and should be directed by e-mail to John Thomas. Credential requests for away games should be made to the communications contact of the home team. Only fully accredited personnel directly involved in the coverage of the game will be admitted. Credentials are non-transferable.

INTERVIEW POLICIES

Please direct all requests for interviews with coaches and players to John Thomas. For home SEC weekends, Coach Dave Van Horn will hold his weekly press conference on Thursday with players and assistant coaches available following Thursday's practice. On road SEC weekends, Coach Van Horn will hold his weekly press conference on Wednesday with players and assistant coaches available following Wednesday's practice. Players are not available for interviews on gamedays, except for post-game interviews. Post-game press conferences are held in the indoor Pitching Development Center located down the third base line. Coach Van Horn and two or three most requested Razorback players will address the media. In the event of a doubleheader, the only Arkansas player available between games for interviews is the starting pitcher of game one. The Arkansas clubhouse is off limits to the media at all times.

E-MAIL UPDATES

Members of the media may request to be added to the Arkansas communications baseball e-mail group. Subscribers will receive game notes, game stories and other information. To subscribe, send a request to John Thomas. Please identify yourself and your organization in your request as this service is only available to members of the media.

GAMEDAY MEDIA SERVICES

The Arkansas communications staff provides scorecards, rosters, updated statistics and results for each team in the Baum Stadium press box prior to home games. Box scores, play-by-play and any postgame notes are disseminated approximately 10 minutes after the conclusion of the game. An Associated Press-style game story is also produced by the communications office. Members of the media may request these stories be sent to their organization via e-mail by contacting a member of the communications office.

WIRELESS INTERNET

The Baum Stadium press box is equipped with wireless internet for use by the media. Media members should log on to the "UARK Media" network by using a password that will be provided at the stadium.

GAMEDAY LIVE STATS

Live in-game stats will be provided at <http://arkansas.statbroadcast.com>.

FACILITIES/PARKING

The Arkansas baseball team conducts all games at Baum Stadium at George Cole Field. Baum Stadium is located just off Razorback Road south of Martin Luther King, Jr., Boulevard. There is space for media parking on game day. Only cars with a parking credential will be allowed access to the parking lot.

PHOTOGRAPHERS

No cameras are allowed on the Baum Stadium playing surface during games. Photographers are encouraged to use the photo wells at the end of each dugout and behind home plate.

ARKANSAS ATHLETIC COMMUNICATIONS

The University of Arkansas athletic communications office is located on the main floor of Bud Walton Arena behind the Hog Heaven Store with office hours from 8 a.m. to 5 p.m., Monday through Friday. You can often reach us at Bud Walton after hours, but if not, please leave a message on our voice mail system.

Office: 479-575-2751 | Cell: 479-313-2564
Fax: 479-575-7481 | Press Row: 479-575-6622

Mailing Address
Razorbacks Communications
P.O. Box 7777
Fayetteville, AR 72702-7777

2018 Schedule and Results

	Opponent	Score	WP	LP	SV	Attend	Time
FEBRUARY							
16	Bucknell	W, 14-2	B. Knight	C. Van Hoose	--	7389	3:40
17	Bucknell	W, 32-4	I. Campbell	J. Grabek	--	7862	3:58
18	Bucknell	W, 3-1	M. Cronin	J. Simpson	J. Reindl	7954	2:59
21	vs. Arizona	W, 1-0	K. Murphy	R. Labaut	M. Cronin	315	3:13
23	vs. Cal Poly	L, 4-3	A. Alvarez	J. Reindl	--	450	3:06
24	at San Diego State	W, 5-2	M. Cronin	Ritcheson	--	1532	3:33
25	at San Diego	L, 7-6	A. Donatella	E. Lee	J. Friedman	675	2:45
28	Dayton	W, 18-1	C. Bolden	R. Wagner	Z. Vermillion	6897	3:37
MARCH							
1	Dayton	W, 11-0	B. Bonnin	A. Cline	--	6836	2:47
2	USC	W, 4-0	B. Knight	C. Clarke	J. Rutledge	8142	2:54
3	USC	L, 3-1	Q. Longrie	I. Campbell	C. Lunn	13472	3:07
4	USC	W, 7-6 (8)	J. Rutledge	C. Lunn	--	7388	3:43
9	Kent State (DH)	W, 7-2	B. Knight	E. Kraus	--	--	2:47
	Kent State (DH)	L, 10-4	A. Havekost	I. Campbell	--	8924	3:14
11	Kent State	W, 11-4	E. Lee	Z. Schultz	--	3049	3:15
13	Texas	W, 13-4	K. Murphy	B. Ridgeway	J. Kostyshock	8051	2:55
14	Texas	W, 7-5	C. Bolden	N. O'Donnell	M. Cronin	8007	3:22
16	No. 4 Kentucky*	W, 9-4	J. Reindl	S. Hjelle	M. Cronin	8751	4:09
17	No. 4 Kentucky*	W, 14-2	I. Campbell	J. Lewis	--	--	3:05
18	No. 4 Kentucky*	W, 16-9	K. Murphy	D. Harper	--	10418	3:50
20	vs. Charlotte		CANCELLED				
21	at Charlotte	L, 6-3	C. Bruce	K. Ramage	J. Patten	815	3:16
23	at No. 2 Florida*	W, 6-3	B. Knight	B. Singer	M. Cronin	5025	3:05
24	at No. 2 Florida*	L, 17-2	J. Kowar	I. Campbell	--	4815	3:08
25	at No. 2 Florida*	L, 5-4	M. Byrne	K. Murphy	--	4510	3:00
27	vs. Memphis	W, 8-7	J. Rutledge	H. Smith	--	2995	3:55
29	at No. 4 Ole Miss*	W, 6-4	B. Knight	R. Rolison	M. Cronin	9619	3:27
30	at No. 4 Ole Miss	L, 5-4	B. Feigl	E. Lee	P. Caracci	10648	3:17
31	at No. 4 Ole Miss	L, 11-10	J. McArthur	K. Murphy	P. Caracci	11146	3:26
APRIL							
3	ULM	W, 10-9 (10 innings)	E. Lee	K. Curtis	--	6682	4:14
4	ULM	W, 4-0	C. Bolden	R. Hebert	--	6963	2:36
6	Auburn*	--	Baum Stadium	--	SECN+	--	6:30 p.m.
7	Auburn*	--	Baum Stadium	--	SECN+	--	6 p.m.
8	Auburn*	--	Baum Stadium	--	SEC Network	--	4 p.m.
10	Grambling State	--	NLR, Ark.	--	--	--	6:30 p.m.
12	South Carolina*	--	Baum Stadium	--	SEC Network	--	6 p.m.
13	South Carolina*	--	Baum Stadium	--	SECN+	--	6:30 p.m.
14	South Carolina*	--	Baum Stadium	--	SECN+	--	2 p.m.
17	Missouri State	--	Baum Stadium	--	SECN+	--	6:30 p.m.
20	at Mississippi State*	--	Starkville, Miss.	--	--	--	6:30 p.m.
21	at Mississippi State*	--	Starkville, Miss.	--	--	--	6:30 p.m.
22	at Mississippi State*	--	Starkville, Miss.	--	--	--	1 p.m.
24	Texas Tech	--	Baum Stadium	--	SECN+	--	6:30 p.m.
25	Texas Tech	--	Baum Stadium	--	SEC Network	--	6 p.m.
27	Alabama*	--	Baum Stadium	--	SECN+	--	6:30 p.m.
28	Alabama*	--	Baum Stadium	--	SECN+	--	6 p.m.
29	Alabama*	--	Baum Stadium	--	SECN+	--	1 p.m.
MAY							
4	at LSU*	--	Baton Rouge, La.	--	--	--	7 p.m.
5	at LSU*	--	Baton Rouge, La.	--	SEC Network	--	7 p.m.
6	at LSU*	--	Baton Rouge, La.	--	--	--	2 p.m.
11	Texas A&M*	--	Baum Stadium	--	SEC Network	--	6 p.m.
12	Texas A&M*	--	Baum Stadium	--	SEC Network	--	1 p.m.
13	Texas A&M*	--	Baum Stadium	--	ESPN2	--	Noon
17	Georgia*	--	Athens, Ga.	--	SECN+	--	6 p.m.
18	Georgia*	--	Athens, Ga.	--	SECN+	--	6 p.m.
19	Georgia*	--	Athens, Ga.	--	SECN+	--	1 p.m.


TV/Radio Roster



JARED GATES
Sr. • 6-0 • 190 • L/R
INF • Wichita, Kan.




BRYCE BONNIN
Fr. • 6-1 • 190 • R/R
RHP/INF • Mont Belvieu, Texas




JACOB NESBIT
Fr. • 6-0 • 175 • R/R
INF • Coppell, Texas




HUNTER WILSON
R-Jr. • 5-10 • 170 • L/R
INF • Spiro, Okla.



JACK KENLEY
So. • 6-0 • 180 • L/R
INF • Germantown, Tenn.



ERIC COLE
Jr. • 5-11 • 195 • S/R
OF • Southlake, Texas




JAX BIGGERS
Jr. • 5-11 • 185 • L/R
INF • Missouri City, Texas




EASTON MURRELL
Fr. • 6-0 • 190 • S/R
INF • Prosper, Texas



KEATON MCKINNEY
R-Jr. • 6-5 • 225 • R/R
RHP • Ankeny, Iowa




CASEY OPITZ
Fr. • 5-11 • 175 • S/R
C/INF • Centennial, Co.




JORDAN MCFARLAND
So. • 6-3 • 220 • R/R
INF/OF • Waterloo, Ill.




COLE TURNEY
Fr. • 6-0 • 225 • L/L
OF • Richmond, Texas



CASEY MARTIN
Fr. • 5-11 • 175 • R/R
INF • Lonoke, Ark.



BLAINE KNIGHT
Jr. • 6-3 • 165 • R/R
RHP • Bryant, Ark.




LUKE BONFIELD
Sr. • 6-3 • 215 • R/R
OF/DH • Skillman, N.J.




HESTON KJERSTAD
Fr. • 6-3 • 190 • L/R
OF • Amarillo, Texas




BRADY DISHER
Fr. • 6-1 • 190 • L/R
C/INF • Trophy Club, Texas




CARSON SHADDY
R-Sr. • 5-11 • 185 • R/R
INF • Fayetteville, Ark.



KACEY MURPHY
Jr. • 6-0 • 190 • L/L
LHP • Rogers, Ark.




BEN MCCLAIN
Fr. • 5-10 • 185 • L/L
OF • Lee's Summit, Mo.



DOMINIC FLETCHER
So. • 5-9 • 185 • L/L
OF • Cypress, Calif.



RYAN DRAKE
Fr. • 6-4 • 190 • R/R
INF • Grapevine, Texas




EVAN LEE
So. • 6-2 • 190 • R/L
LHP/OF • Bryant, Ark.




KOLE RAMAGE
Fr. • 6-1 • 185 • R/R
RHP • Southlake, Texas



ANGUS DENTON
So. • 5-11 • 160 • R/R
RHP • Beebe, Ark.




CALEB BOLDEN
Fr. • 6-2 • 170 • R/R
RHP • Texarkana, Texas



MATT CRONIN
So. • 6-2 • 190 • L/L
LHP • Navarre, Fla.




GRANT KOCH
Jr. • 6-0 • 195 • R/R
C • Fayetteville, Ark.



JAKE REINDL
Jr. • 6-1 • 200 • R/R
RHP • Fayetteville, Ark.



JACOB KOSTYSHOCK
So. • 6-4 • 175 • R/R
RHP • O'Fallon, Mo.




WESTON ROGERS
Jr. • 6-4 • 215 • L/L
LHP • Springdale, Ark.




DEREK RIPP
Fr. • 6-6 • 230 • L/R
INF • Olathe, Kan.



KEVIN KOPPS
R-So. • 6-0 • 195 • R/R
RHP • Sugar Land, Texas




BARRETT LOSEKE
Jr. • 6-0 • 180 • R/R
RHP • Tulsa, Okla.




HUNTER MILLIGAN
Fr. • 6-4 • 205 • L/L
LHP • Greenbrier, Ark.



ZACK PLUNKETT
R-Jr. • 6-2 • 205 • R/R
C • Hurst, Texas



ISAIAH CAMPBELL
R-So. • 6-4 • 235 • R/R
RHP • Olathe, Kan.



CODY SCROGGINS
R-So. • 6-0 • 185 • R/R
RHP • Bentonville, Ark.




ZEBULON VERMILLION
Fr. • 6-4 • 185 • L/R
RHP • Prairie Village, Kan.




JACKSON RUTLEDGE
Fr. • 6-8 • 260 • R/R
RHP • St. Louis, Mo.




DAVE VAN HORN
Head Coach
16th Season



WES JOHNSON
Assistant Coach
2nd Season




NATE THOMPSON
Assistant Coach
1st Season




CRAIG PARRY
Volunteer Assistant
1st Season



CLAY GOODWIN
Dir. of Operations
11th Season



JAKE ARLEDGE
Student Assistant
1st Season



COLBY SUGGS
Volunteer
1st Season



HARRISON HEFFLEY
Student Assistant
1st Season