



# ARKANSAS Baseball Game Notes

8 College World Series Appearances • 6 NCAA Super Regional Appearances  
29 NCAA Tournament Appearances • 2 SEC Regular Season Titles • 4 SEC Western Division Titles

## '18 SCHEDULE & RESULTS

### FEBRUARY

16	BUCKNELL	W, 14-2
17	BUCKNELL	W, 32-4
18	BUCKNELL	W, 3-1
21	vs. Arizona (San Diego, Calif.)	W, 1-0
23	vs. Cal Poly (San Diego, Calif.)	L, 4-3
24	at San Diego State	W, 5-2
25	at San Diego	L, 7-6
28	DAYTON	W, 18-1

### MARCH

1	DAYTON	W, 11-0
2	SOUTHERN CAL	W, 4-0
3	SOUTHERN CAL	L, 3-1
4	SOUTHERN CAL	W, 7-6 (8 innings)
9	KENT STATE (DH)	W, 7-2
	KENT STATE (DH)	L, 10-4
11	KENT STATE	W, 11-4
13	TEXAS	W, 13-4
14	TEXAS	W, 7-5
16	#4 KENTUCKY*	W, 9-4
17	#4 KENTUCKY* (DH)	W, 14-2
	#4 KENTUCKY* (DH)	W, 16-9
20	vs. Charlotte (BB&T Park)	Cancelled
21	at Charlotte	L, 6-3
23	at #2 Florida*	W, 6-3
24	at #2 Florida*	L, 17-2
25	at #2 Florida*	L, 5-4
27	vs. Memphis (AutoZone Park)	W, 8-7
29	at #4 Ole Miss*	W, 6-4
30	at #4 Ole Miss*	L, 5-4
31	at #4 Ole Miss*	L, 11-10

### APRIL


3	ULM	W, 10-9 (10 innings)
4	ULM	W, 4-0
6	#13 AUBURN*	W, 2-1
7	#13 AUBURN*	W, 13-2
8	#13 AUBURN*	W, 5-4
10	GRAMBLING ST. (NLR, Ark.)	W, 7-6
12	SOUTH CAROLINA*	L, 3-2
14	SOUTH CAROLINA* (DH)	W, 2-0 (7 innings)
	SOUTH CAROLINA* (DH)	W, 3-0(7 innings)
17	MISSOURI STATE	W, 11-7
20	at Mississippi St.*	L, 6-5
21	at Mississippi St.*	L, 5-3
22	at Mississippi St.*	L, 7-5
24	#4 TEXAS TECH	6:30 p.m.
25	#4 TEXAS TECH	6 p.m.
27	ALABAMA*	6:30 p.m.
28	ALABAMA*	6 p.m.
29	ALABAMA*	1 p.m.

### MAY

4	at LSU*	7 p.m.
5	at LSU*	7 p.m.
6	at LSU*	2 p.m.
11	TEXAS A&M*	6 p.m.
12	TEXAS A&M*	1 p.m.
13	TEXAS A&M*	Noon
17	at Georgia*	6 p.m.
18	at Georgia*	6 p.m.
19	at Georgia*	1 p.m.
May 22-27	SEC Tournament (Hoover, Ala.)	TBA
June 1-4	NCAA Regionals	
June 8-11	NCAA Super Regionals	
June 16-28	College World Series (Omaha, Neb.)	

All times Central; Home game in BOLD; \* - SEC Game

## APRIL 24 - 25 vs. TEXAS TECH | BAUM STADIUM



### TEXAS TECH RED RAIDERS

Record	32-9 (10-5 Big 12)
Ranking	4
Last Season	45-17 (16-8 Big 12)
Head Coach	Tim Tadlock
Career Record	629-239 (20th Season)
Record at TTU	194-112 (6th Season)



### #7 ARKANSAS RAZORBACKS

Record	28-13 (10-8 SEC)
Ranking	7
Last Season	45-19 (18-11 SEC)
Head Coach	Dave Van Horn
Career Record	1,208-596 (30th season)
Record at Arkansas	623-356 (16th Season)

## SERIES BY THE NUMBERS (2018 STATS)

TEXAS TECH	OFFENSE	ARKANSAS	TEXAS TECH	PITCHING/DEFENSE	ARKANSAS
.318	Batting Avg.	.308	4.01	ERA	3.41
.533	Slugging Pct.	.502	361.0	Innings Pitched	356.0
.435	On-Base Pct.	.406	0	Complete Games	0
93	Doubles	77	11	Saves	14
18	Triples	3	1.79	Strikeout/Walk Ratio	2.87
58	Home Runs	63	.225	Opponent's Avg.	.239
240	Walks	207	39	Errors	39
49-of-66	Stolen Bases/Att	26-of-33	39	Double Plays	37

All-time Series: Arkansas leads 44-14; Series in Fayetteville: Arkansas leads 21-6  
Series in Lubbock: Arkansas leads 20-7; Series in Postseason: Tied 1-1

### PROBABLE PITCHERS

TUE: ARK RHP Jackson Rutledge (2.08 ERA, 3-0, 11 K, 8 BB) vs. TTU RHP Ryan Sublette (8.62 ERA, 0-1, 13 K, 11 BB)

WED: ARK TBA vs. TTU TBA

## RAZORBACK PRIME NINE

>> Arkansas starts a new homestand on Tuesday when it welcomes No. 4 Texas Tech for a two-game midweek series at Baum Stadium. This will be the fourth top-five opponent for the Hogs this year.

>> The Razorbacks have won five-straight midweek games dating back to the March 27 contest at Memphis. Overall, Arkansas is 10-1 in midweek games this season.

>> This week's two-game series will be the first multi-game series between Arkansas and Texas Tech since 1991. The last meeting game on Feb. 28, 2016 at the Houston College Classic at Minute Maid Park.

>> Sophomore Matt Cronin has nine saves on the season, which is currently second in the SEC. He needs just four more to tie the single-season Arkansas record set by Colby Suggs (13) in 2013.

>> Heston Kjerstad (.368, 9 HR) and Casey Martin (.338, 8 HR) are the only Division I freshmen with a .315 average or higher and eight or more home runs.

>> With his RBI-single in the first game of the doubleheader with South Carolina, Carson Shaddy hit the 200-hit mark for his career. Now at 204 hits, he needs just 25 more to crack the Arkansas all-time top 10.

>> The Razorbacks are currently the best hitting team in the SEC with a .308 combined batting average. Heston Kjerstad (.368) and Carson Shaddy (.356) lead the team in hitting and are fifth and seventh in the league, respectively.

>> Arkansas recorded 10 or more hits in a game twice during the Mississippi State series. This year, the Hogs have totaled 10 or more hits in 24 of 41 games and are 18-6 in those games.

>> Junior Eric Cole hit a grand slam in Friday's series opener with Mississippi State. He's the second Razorback to hit a grand slam this year and is currently tied for the team lead with nine home runs.

### MLB (8)

Name	Years at Arkansas	Club
Brian Anderson	2012-14	Miami
Andrew Benintendi	2014-15	Boston
Logan Forsythe	2006-08	Los Angeles Dodgers
Craig Gentry	2005-06	Baltimore Orioles
Dallas Keuchel	2007-09	Houston
James McCann	2009-11	Detroit
Blake Parker	2004-06	Los Angeles Angels
Drew Smyly	2009-10	Chicago Cubs

### AAA (6)

Name	Years at Arkansas	Club
Barrett Astin	2011-13	Louisville (CIN)
D.J. Baxendale	2010-12	Rochester (MIN)
Jalen Beeks	2013-14	Pawtucket (BOS)
Brett Eibner	2008-10	Round Rock (TEX)
Dominic Ficociello	2011-13	Toledo (DET)
Matt Reynolds	2010-12	Syracuse (WAS)
Ryne Stanek	2011-13	Durham (TB)

### AA (3)

Name	Years at Arkansas	Club
Zack Cox	2009-10	Erie (DET)
Zach Jackson	2014-16	New Hampshire (TOR)
Bobby Wernes	2014-15	Hartford (COL)
Andy Wilkins	2008-10	Chattanooga (MIN)

### A-Advanced (3)

Name	Years at Arkansas	Club
Trey Killian	2013-15	Lancaster (COL)
Jacob Morris	2011-13	Winston-Salem (CWS)
Trevor Stephan	2017	Tampa (NYY)
James Teague	2014-16	Frederick (BAL)

### A (4)

Name	Years at Arkansas	Club
Michael Bernal	2014-16	Augusta (SF)
Cannon Chadwick	2015-17	Columbia (NYM)
Clark Eagan	2014-16	West Virginia (PIT)
Chad Spanberger	2015-17	Asheville (COL)

### A-Short (0)

Name	Years at Arkansas	Club
------	-------------------	------

### Rookie (3)

Name	Years at Arkansas	Club
Josh Alberius	2014-17	GCL Marlins (MIA)
Dominic Taccolini	2014-17	AZL Padres (SD)
Doug Willey	2016	Orem (LAA)

### SLAMMING THE DOOR

Sophomore Matt Cronin is closing in on the Arkansas single-season record for saves in 2018. After closing out the final two games of the South Carolina series, Cronin now has nine saves on the year, good for second most in the SEC and 14th-best in the nation. With four more saves, he'll have tied current volunteer coach Colby Suggs, who is the current Razorback single-season saves record holder at 13. Cronin has earned saves in five of his last six appearances and became the first pitcher in the Dave Van Horn era to earn two saves in the same day in the South Carolina doubleheader.

### SEC Saves Leaders

Rank	Player	Games	Saves
1.	M. Byrne (UF)	20	10
2.	<b>M. Cronin (ARK)</b>	<b>16</b>	<b>9</b>
3.	C. Machamer (UK)	17	7
	N. Hoffman (TAMU)	22	7
	P. Caracci (OM)	17	7

### Arkansas Single-Season Saves Record

Rank	Player	Saves
1.	Colby Suggs (2013)	13
2.	Phillip Stidham (1989)	12
	Tim Deitz (1985)	12
4.	Barrett Astin (2012)	11
	Phillip Stidham (1990)	11
6.	Phillip Stidham (1991)	10
7.	<b>Matt Cronin (2018)</b>	<b>9</b>
	Zach Jackson (2015)	9
	Stephen Richards (2009)	9
	Devin Collis (2006)	9
	Jason Stephens (1996)	9

### PITCHING SHOWS OUT TO FINISH OFF SOUTH CAROLINA

For the first time since 1984, Arkansas shutout a conference opponent twice in the same day when it earned a series win over South Carolina in its doubleheader last week, winning 2-0 and 3-0 with each going seven innings. Kacey Murphy and Isaiah Campbell combined for 11 shutout innings, while Matt Cronin closed out both games to up his season saves total to nine for the year. Murphy almost became the first Razorback to ever record a perfect game after he retired 18 batters in a row before giving up a lead-off single in the seventh. It was the first time in its all-time history between

the two teams that Arkansas shutout South Carolina twice in the same series.

### KNIGHT BACK ON GOLDEN SPIKES WATCH LIST

Last week, pitcher Blaine Knight was named one of the 40 players to the Golden Spikes Midseason Watch List. It's the second time in as many seasons Knight has been a part of the watch list. This year, Knight has been one of the more dominant pitchers in the SEC as he's racked up a perfect 6-0 record with a team-leading 1.95 ERA, good for fourth-best in the league.

### KJERSTAD WALKS OFF AUBURN FOR SECOND SEC SERIES SWEEP

Arkansas completed the sweep of No. 13 Auburn in walk-off fashion Sunday, getting a game-winning RBI single from Heston Kjerstad. Kjerstad had struck out three times earlier in the game and only had one hit prior for the whole weekend. It's the third walk-off win for the Razorbacks this year and second of the week. It was also the Hogs' sixth win this year by one run and 11th one-run game overall. With the sweep of Kentucky and Auburn under its belt, Arkansas has won its first six conference home games for the first time since 1990.

### REINDL FINDS HIS GROOVE

Junior Jake Reindl earned the win after handcuffing Auburn for seven innings out of the bullpen and striking out a career-high nine batters. Reindl gave up an RBI single to the second batter he faced in the third inning and went on to retire the final 18 batters he faced in what was the longest outing by an Arkansas reliever this year. Reindl had a 5.62 ERA in nine appearances before that game, but lowered his ERA a full run to 4.30 after helping Arkansas to its second SEC series sweep of 2018.

### Jake Reindl (Last Six Appearances)

Date	Opp.	IP	H	ER	R	BB	K
3/27	Memphis	2.2	6	5	4	1	5
4/3	ULM	3.0	3	0	0	0	3
4/8	Auburn	7.0	1	1	1	2	9
4/17	Mo. St.	4.0	1	0	0	1	7
4/20	Miss. St.	0.1	1	0	0	0	0
4/21	Miss. St.	2.1	3	1	1	0	2

## 2018 SEC STANDINGS

	Conference				Overall					
	W	L	Win%	GB	W	L	Win%	Last 10	Streak	
<b>EASTERN</b>	Florida	14	4	.778	--	34	8	.810	7-6	L1
	Georgia	10	8	.556	4.0	27	13	.675	4-6	L2
	Vanderbilt	10	8	.556	4.0	24	16	.600	7-3	W1
	South Carolina	9	9	.500	5.0	23	17	.575	6-4	W3
	Kentucky	8	10	.444	6.0	26	14	.650	5-5	W1
	Missouri	8	10	.444	6.0	27	13	.675	5-5	L1
	Tennessee	7	11	.389	7.0	24	18	.571	6-4	W1
<b>WESTERN</b>	<b>Arkansas</b>	<b>10</b>	<b>8</b>	<b>.556</b>	<b>--</b>	<b>28</b>	<b>13</b>	<b>.683</b>	<b>6-4</b>	<b>L3</b>
	Ole Miss	10	8	.556	--	32	9	.780	6-4	W2
	Auburn	9	9	.500	1.0	29	12	.707	6-4	W5
	LSU	9	9	.500	1.0	24	17	.585	4-6	L4
	Texas A&M	9	9	.500	1.0	29	11	.725	8-2	L1
	Mississippi St.	8	10	.444	2.0	22	19	.537	6-4	W3
	Alabama	5	13	.278	5.0	22	20	.524	3-7	L3

## MORE RAZORBACK NOTES

### IT'S BLAINE KNIGHT AND EVERYONE ELSE

Junior Blaine Knight has clearly shown why he is the ace of the Arkansas pitching staff this year. Knight currently leads all Razorback hurlers with a 2.24 ERA over 10 starts, good for fourth lowest in the SEC. He had a sub-1.00 ERA through his first four starts and has struck out four or more batters in all nine of his appearances. Against Florida, Knight outdueled Brady Singer, going 6.2 innings and holding the Gator offense to just three runs with 10 strikeouts. It was Knight's first 10-strikeout performance of the season and he's the second pitcher to notch 10 K's on the defending national champions this year. In his five conference starts, Knight has earned wins while pitching opposite preseason All-Americans Sean Hjelle, Brady Singer, Ryan Rolison, and Casey Mize.

### THE SILENT ASSASSIN WITH THE SILENT J

Freshman Heston Kjerstad has shown no growing pains in his first season at the collegiate level. Kjerstad currently has the fifth-highest batting average in the SEC (.368) and is in the top 10 in all of the Triple Crown categories. Over his last 10 games, the Amarillo, Texas native has hit .317 (13-of-41) with one home run and six RBIs. He recently had a 14-game hitting streak snapped against Auburn, but came through with the game-winning single in the bottom of the ninth against the Tigers, one of only two hits he had in the series. The 14-game hitting streak is still the longest on the team. With his .368 average, Kjerstad is well within striking distance of the Arkansas freshman record for batting average in a season set by Jeff King (.383) in 1984.

### Razorback Hitting Streaks in 2018

Player	Longest	Current
Heston Kjerstad	14	-
Casey Martin	13	4
Eric Cole	12	3
Jordan McFarland	10	-
Carson Shaddy	8	1

### THE BASH BROTHERS

Redshirt senior Carson Shaddy and freshman Heston Kjerstad are both leading the Hogs in the offensive categories at the midway point of conference play. Kjerstad currently leads the team with a .368 average, while Shaddy is right behind him at .356. Both are currently in the top-seven in the SEC in hitting (Shaddy, 7th; Kjerstad, 5th) and are the only hitting duo in the SEC ranking in the top seven in batting average and on-base percentage.

### SEC Hitting Leaders

Rank	Player	Average
1.	Jonathan India (UF)	.420
2.	Ryan Olenek (OM)	.397
3.	Michael Helman (TAMU)	.395
4.	Austin Martin (VU)	.373
5.	<b>Heston Kjerstad (ARK)</b>	<b>.368</b>
6.	Kameron Misner (MIZZ)	.360
7.	<b>Carson Shaddy (ARK)</b>	<b>.356</b>

### SEC On-Base Leaders

Rank	Player	Average
1.	Jonathan India (UF)	.551
2.	Kameron Misner (MIZZ)	.497
3.	Austin Martin (VU)	.485
4.	Michael Helman (TAMU)	.482
5.	Keegan McGovern (UGA)	.459
6.	<b>Carson Shaddy (ARK)</b>	<b>.458</b>
7.	<b>Heston Kjerstad (ARK)</b>	<b>.446</b>
	Luke Becker (UK)	.446

### TAPE MEASURE SHOT

In game two of the midweek series with ULM, Heston Kjerstad hit Arkansas' longest home run of the year when he deposited a second-inning moonshot over the Baum Stadium scoreboard in right field. The homer was measured at 430 feet and had an exit speed of 113 mph. Kjerstad currently leads the team with eight home runs and is eighth in the league, best among freshmen.

### NO PLACE LIKE HOME

The Razorbacks have been stellar at home so far this season, building up a 22-3 record in series wins over Bucknell, Dayton, USC, Kent State, Texas, No. 4 Kentucky, No. 13 Auburn, and most recently, South Carolina. As a team, Arkansas is hitting .336, while the pitching staff has garnered a 2.58 ERA in games played at Baum Stadium. The starting pitchers have picked up 14 of the 22 victories, while the

staff as a whole is holding batters to a .225 average. At the plate, the Hogs have smashed 43 of its season's 60 homers at Baum Stadium and are slugging a combined .555.

### CALL IN THE BAUM SQUAD

In 2017, Arkansas crushed an SEC-best 83 home runs. It was the most home runs by a Razorback team since 2010. The Hogs have picked up where they left off with 63 home runs after 41 games, six more than they had after 38 games last year. Carson Shaddy, Eric Cole, and Heston Kjerstad currently lead all Hogs with nine home runs this year, a single-season high for Shaddy. Arkansas has had 12 different players hit at least one home run this year, which ties for the third-most in the nation.

107 of Arkansas' 301 runs in 2018 have come from the home run ball, making 36 percent of the team's total run production.

### Most Home Runs Hit (NCAA)

Rank	Team	Home Runs
1.	Tennessee Tech	95
2.	<b>Arkansas</b>	<b>63</b>
3.	Florida	60
4.	Kentucky	59
5.	Texas Tech	58

### DANGEROUS WITH TWO OUTS

The Razorbacks have made a habit of the two-out rally this year. Over 41 games, the Hogs have hit .293 as a team with two outs and have driven in 111 of their runs with two away. Heston Kjerstad leads all Razorbacks with a .455 average (25-for-55) with two outs, while Casey Martin (.413) is not far behind.

### RACK 'EM UP

After turning a season-high four double plays in game two against No. 4 Ole Miss, the Razorback defense has turned 37 twin killings this year, good for tie for first in the SEC and tied for 23rd in the nation. The four double plays turned against Ole Miss was one less than the school record for double plays turned in a single game.

### SEC - Most Double Plays (All Games)

Rank	Team	Double Plays
1.	Arkansas	37
	Tennessee	37
	Mississippi St.	37
4.	Alabama	36
5.	Texas A&M	35
	South Carolina	35

### RAZORBACKS BLAST LONGHORNS AND WILDCATS

The Razorbacks blew past the competition this week, sweeping a midweek series against old Southwest Conference rival Texas and then sweeping No. 4 Kentucky to open Southeastern Conference play to up their winning streak to six games ... The sweep over the Wildcats is Arkansas' first over a Kentucky team since 2004... Arkansas brought the offensive firepower all week to hit .398 as a team, while scoring 59 runs over the five-game stretch, 39 in the series against Kentucky ... The 39 runs scored against the Wildcats ended up being the most runs scored by an Arkansas team in an SEC series since 1997 ... The Hogs also clubbed 15 homers over the five games, 13 against Kentucky.

### BIGGERS AND MARTIN TAKE HOME WEEKLY AWARDS

Following the offensive explosion against Texas and Kentucky, junior Jax Biggers was named the SEC's Player of the Week, while freshman Casey Martin took the league's Freshman of the Week honors. Biggers had a breakout week, hitting .588 with two doubles, two home runs, and seven RBIs out of the leadoff spot in five games against Texas and No. 4 Kentucky. In the Kentucky series alone, Biggers totaled three multi-hit games, including one three-hit game and one four hit performance. Martin continued his stellar start to his freshman campaign, hitting .350 last week with three home runs and seven RBIs combined against Texas and Kentucky.

**BONFIELD AND SHADDY REACH 150 STARTS IN CAREERS** - Luke Bonfield and Carson Shaddy both reached the 150-start plateau recently. For Bonfield, he made his milestone start at DH in game two against Florida (March 24), while Shaddy earned his at Memphis (March 27). They both are the first Razorbacks to reach that mark since Michael Bernal finished his career with 167 starts after the 2016 season. Danny Hamblin still holds the record for 245 starts in his career. Currently, Bonfield sits at 163 starts, while Shaddy is at 162 for his career.

## MORE RAZORBACK NOTES

### DVH WINS 600 GAMES AS RAZORBACK HEAD COACH

By defeating San Diego State, 5-2, head coach Dave Van Horn claimed his 600th win as the Razorback skipper. Van Horn is now one of only three head coaches in the SEC with 600 or more wins at their current school. Overall, Van Horn has 987 wins as a Division I head coach, good for eighth most among all active coaches. On Tuesday, Van Horn won his 1,200th game as a head coach combined over his years in junior college, Division II, and Division I.

### MURPHY AND KJERSTAD WILL HOGS PAST WILDCATS

Playing a neutral site game as part of a warmup to the Tony Gwynn Legacy Tournament, Arkansas was able to gut out a 1-0 victory over Pac-12 power Arizona. Junior pitcher Kacey Murphy showed no drop off from his strong 2017 postseason by throwing six scoreless innings and totaling six strikeouts on 73 pitches. At the plate, freshman Heston Kjerstad continued to show he belongs by hitting the solo home run that provided the victory.

### KNIGHT MAKES THIRD-STRAIGHT OPENING WEEKEND START

For the third-straight season, Bryant, Arkansas native Blaine Knight was part of Arkansas' starting rotation for the first series of the year. Knight held Bucknell hitless over five innings in a 14-2 victory. Combined in his three opening weekend starts, Knight has struck out 12 batters in 14 innings, while allowing just two runs and walking two batters. Knight currently has the third-best ERA in the SEC (0.78) and it's also good for top-40 in the nation.

### HOGS PLATE 49 RUNS ON BUCKNELL

Arkansas cruised to a sweep over Bucknell on opening weekend. While the three wins were impressive enough, it was the amount of runs that was astounding. 49 Razorback runs crossed the plate combined over the three games including 32 in Saturday's game two. The 49 runs is the most in the first three games of a season since 1997. The sweep is the team's fifth-straight to open a season dating back to 2014, while the 32 runs in game two was just one less than the school record for runs scored in a single-game (1984).

### WELCOME BACK GUYS!

Multiple Razorbacks who were injured for all of 2017 made their returns last week including: pitchers Isaiah Campbell (bone spurs), Keaton McKinney (elbow), Cody Scroggins (elbow), and infielder Hunter Wilson (leg). Campbell and McKinney were both part of the starting rotation, combining for six innings and nine strikeouts. Campbell was able to earn the game two win, while McKinney was making his first competitive appearance since the 2016 season.

### SHADY GOES ALL OUT TO EARN SEC PLAYER OF THE WEEK

Carson Shaddy was the Razorbacks' most efficient hitter during the season's first weekend as he totaled an SEC-leading nine RBIs in 12 plate appearances. He was only 4-for-7 (.571) at the plate, but drew four walks to build up a .750 on-base percentage, which is third best in the league. On Opening Day, Shaddy started 2018 off with a bang, clubbing four RBIs as part of a 1-for-2 day with a home run. The four RBIs were the most for a Razorback on Opening Day since Blake Parker drove in four in 2005 against Dallas Baptist. He finished the weekend with a .571/.750/1.571 slash line.

### EARLY RECOGNITION FOR BLAINE KNIGHT

Razorback junior right-hander Blaine Knight was named a Louisville Slugger Preseason Third Team All-American by Collegiate Baseball Magazine back in December. Knight was one of Arkansas' top arms in 2017, making 16 starts and compiling a 3.28 ERA in 90.2 innings pitched, the second-lowest ERA among Arkansas starting pitchers. His eight wins were good for tops on the team and were the most by an Arkansas pitcher since Chris Oliver had eight in 2014.

### KOCH NAMED PRESEASON ALL-AMERICAN

Razorback junior catcher Grant Koch was named a Preseason Third Team All-American by D1Baseball.com in January. The Hog backstop was a constant in the lineup last year as he started in nearly every game (63 games), and hit .264 with a career-best 13 home runs and 42 RBIs. His home run total was the seventh most in the conference, most among catchers, and most by a Razorback catcher in the Dave Van Horn era.

### ARKANSAS EARNS TOP 10 PRESEASON RANKINGS IN ALL NATIONAL POLL

With the release of the preseason poll from the National College Baseball Writers Association, Arkansas will begin the 2018 season ranked in the top 10 of all the major national polls. The NCBWA placed the Hogs at No. 6 in this week's poll, the same placement as the Perfect Game poll, which is also the lowest of the six polls. Collegiate Baseball Magazine ranked the Razorbacks at No. 3, their highest since they were ranked No. 1 at the preseason in 2013.

### HIGH MARKS IN PRESEASON SEC POLL

The Razorbacks were picked by the league's head coaches to win the Western Division and finish second overall. In the 27th annual preseason SEC poll, the Hogs picked up 12 of the 14 votes to win the division and one vote to take the league overall.

### FOUR HOGS EARN PRESEASON ALL-SEC MARKS

Arkansas was one of two schools (Florida) to have four or more players earn a spot on either Preseason All-SEC team. Catcher Grant Koch led all Razorbacks as the lone first-team player, followed by Blaine Knight, Jax Biggers, and Dominic Fletcher, who make up the second team.

### FLETCHER RETURNS TO CAPTAIN OUTFIELD AFTER BANNER FRESHMAN SEASON

After a year where he could be argued as the best hitting freshman in the SEC, centerfielder Dominic Fletcher is back for his sophomore year with the Hogs. Fletcher was named a freshman All-American by the NCBWA and Baseball America in 2017 after hitting .291 with 64 hits, 12 home runs, and 37 RBIs. His 12 long balls were the second most by a Razorback freshman in a season in school history trailing only Zack Cox, who hit 13 in 2009. In last year's season opener, Fletcher became the first Arkansas freshman to homer in his Razorback debut since Andy Wilkins in 2008.



# National Polls

## Baseball America

Week 10 (April 23)

1. Florida	34-8
2. NC State	31-8
3. Stanford	30-5
4. Texas Tech	32-9
5. Ole Miss	32-9
6. Oregon State	29-6
7. ECU	30-9
<b>8. Arkansas</b>	<b>28-13</b>
9. UCLA	25-10
10. North Carolina	27-13
11. Vanderbilt	24-16
12. Duke	31-10
13. Kentucky	26-14
14. Clemson	29-11
15. Southern Miss	28-11
16. Coastal Carolina	28-14
17. Florida State	29-12
18. Indiana	29-8
19. Texas	28-15
20. USF	26-14
21. Tennessee Tech	34-5
22. Oklahoma	27-15
23. Minnesota	25-11
24. Georgia	27-13
25. Jacksonville	28-13

## D1Baseball

Week 10 (April 23)

1. Florida	34-8
2. Stanford	30-5
3. NC State	31-8
4. Texas Tech	32-9
5. Oregon State	29-6
6. Ole Miss	32-9
<b>7. Arkansas</b>	<b>28-13</b>
8. ECU	30-9
9. UCLA	25-10
10. North Carolina	27-13
11. Southern Miss	28-11
12. Clemson	29-11
13. Duke	31-10
14. Kentucky	26-14
15. Indiana	29-8
16. Florida State	29-12
17. Vanderbilt	24-16
18. Coastal Carolina	28-14
19. Texas	28-15
20. UConn	22-12-1
21. Minnesota	25-11
22. Texas A&M	29-11
23. Oklahoma State	23-14-1
24. USF	26-14
25. Tennessee Tech	34-5

## Perfect Game

Week 10 (April 23)

1. Florida	34-8
2. NC State	31-8
3. Stanford	30-5
4. Texas Tech	32-9
5. Oregon State	29-6
6. Ole Miss	32-9
7. ECU	30-9
8. Clemson	29-11
<b>9. Arkansas</b>	<b>28-13</b>
10. UCLA	25-10
11. Southern Miss	28-11
12. Indiana	29-8
13. Vanderbilt	24-16
14. Kentucky	26-14
15. Duke	31-10
16. FAU	29-9-1
17. Florida State	29-12
18. North Carolina	27-13
19. Auburn	29-12
20. Texas A&M	29-11
21. Texas	28-15
22. Oklahoma	27-15
23. USF	26-14
24. Coastal Carolina	28-14
25. Jacksonville	28-13

## USA Today/ESPN

Week 10 (April 23)

1. Florida (19)	34-8
2. Stanford (12)	30-5
3. NC State	31-8
4. Texas Tech	32-9
5. Oregon State	29-6
6. Ole Miss	32-9
<b>7. Arkansas</b>	<b>28-13</b>
8. ECU	30-9
9. UCLA	25-10
10. Clemson	29-11
11. Duke	31-10
12. North Carolina	27-13
13. Southern Miss	28-11
14. Florida State	29-12
15. Kentucky	26-14
16. Indiana	29-8
17. Vanderbilt	24-16
18. Texas A&M	29-11
19. Coastal Carolina	28-14
20. Georgia	27-13
21. Texas	28-15
22. Auburn	29-12
23. Oklahoma	27-15
24. UConn	22-12-1
25. Tennessee Tech	34-5

## Collegiate Baseball

Week 10 (April 23)

1. Stanford	30-5
2. Florida	34-8
3. NC State	31-8
4. UCLA	25-10
5. Oregon State	29-6
6. North Carolina	27-13
7. Michigan	24-11
8. Ole Miss	32-9
9. Duke	31-10
<b>10. Arkansas</b>	<b>28-13</b>
11. Texas Tech	32-9
12. Vanderbilt	24-16
13. Georgia	27-13
14. Clemson	29-11
15. ECU	30-9
16. St. John's	26-10
17. Oklahoma State	23-14-1
18. Oklahoma	27-15
19. Oklahoma	27-15
20. Tennessee Tech	34-5
21. Auburn	29-12
22. Texas A&M	29-11
23. Texas	28-15
24. Louisville	26-13
25. South Carolina	23-17
26. Minnesota	25-11
27. Indiana	29-8
28. FAU	29-9-1
29. UC Irvine	24-14
30. Coastal Carolina	28-14

## NCBWA

Week 9 (April 16)

1. Stanford	30-5
2. Florida	34-8
3. Texas Tech	32-9
4. NC State	31-8
5. Oregon State	29-6
6. Ole Miss	32-9
<b>7. Arkansas</b>	<b>28-13</b>
8. ECU	30-9
9. UCLA	25-10
10. Southern Miss	28-11
11. North Carolina	27-13
12. Clemson	29-11
13. Kentucky	26-14
14. Duke	31-10
15. Indiana	29-8
16. Florida State	29-12
17. Vanderbilt	24-16
18. Texas A&M	29-11
19. Texas	28-15
20. Coastal Carolina	28-14
21. Tennessee Tech	34-5
22. FAU	29-9
23. Georgia	27-13
24. Oklahoma	27-15
25. Auburn	29-12
26. UConn	22-12-1
27. Minnesota	25-11
28. Oklahoma State	23-14-1
29. USF	26-14
30. Wichita State	26-11

## Arkansas Week-By-Week in the Polls

	BA	D1	PG	USA TODAY	CB	NCBWA
Preseason	4	4	6	6	3	6
Week 1	4	4	6	6	3	4
Week 2	6	5	9	6	15	9
Week 3	6	5	9	7	15	10
Week 4	7	5	9	10	18	--
Week 5	4	4	3	4	7	4
Week 6	6	5	5	6	14	6
Week 7	9	5	8	8	14	8
Week 8	4	3	6	3	7	2
Week 9	4	3	5	3	6	3
Week 10	8	7	9	7	10	7
Week 11	--	--	--	--	--	--
Week 12	--	--	--	--	--	--
Week 13	--	--	--	--	--	--
Week 14	--	--	--	--	--	--
Week 15	--	--	--	--	--	--
<b>Final</b>	--	--	--	--	--	--

BA - Baseball America

ESPN - USA Today/ESPN

CB - Collegiate Baseball

NCBWA - National Collegiate Baseball Writers Association

PG - Perfect Game

D1 - D1Baseball.com

# Head Coach Dave Van Horn



## PERSONAL

Born: Sept. 17, 1960  
 Hometown: Kansas City, Mo.  
 Alma Mater: Arkansas (1988)  
 Masters of Science: East Texas State Univ. (1992)  
 Wife: Karen  
 Children: Hollan, Mariel  
 Named Head Coach at Arkansas: June 21, 2002

## PLAYING HISTORY

1982-1984 Atlanta Braves Organization  
 1982 MLB Draft: 10th Rd (Braves)  
 1982 Arkansas  
 1980-1981 McLennan (Texas) CC

## COACHING HONORS

2004 SEC Coach of the Year  
 2001 Baseball America National Coach of the Year  
 2001 BIG 12 Coach of the Year  
 2001 ABCA Midwest Region Coach of the Year  
 2000 ABCA Midwest Region Coach of the Year  
 1997 Southland Coach of the Year  
 1995 Southland Coach of the Year  
 1994 NCAA Division II Coach of the Year  
 1994 ABCA Central Region Coach of the Year

## HALL OF FAME

2013 Inducted into Winnetonka HS HOF  
 2012 Inducted into Ban Johnson League HOF  
 2001 Inducted into Central Missouri State HOF

After 15 years as head coach of the Razorback Baseball program, Dave Van Horn has continued to elevate Arkansas into one of the nation's premier teams year in and year out. Over his 15 seasons as head Hog, Van Horn has led Arkansas to four College World Series appearances, 14 NCAA Tournament berths, one Southeastern Conference overall title, three SEC Western Division championships and a total of 595 wins, averaging nearly 40 wins a season.

Ever since returning to his alma mater in 2003 to take over for retiring SEC legend Norm DeBriyn, Van Horn has continued to successfully field nationally competitive teams, while also grooming numerous All-Americans, all-conference and future Major League players.

Under his guidance, 20 Razorbacks have been named All-Americans, 26 as All-SEC players, and 90 have been picked in the MLB Draft. Those draft picks are the third-most among all active head coaches in the SEC.

Van Horn is the second-winningest coach in Arkansas history with 595 wins entering the 2018 season. With five more victories, he will become just the second active SEC head coach with 600 or more victories at their current school.

Including his years at Nebraska, Northwestern State and Central Missouri State, Van Horn has racked up 966 wins at four-year institutions, which is 18th-most among all active coaches. With 34 more victories, he will become one of 12 active coaches with 1,000 or more wins at four-year schools.

DVH AGAINST 2018 OPPONENTS				
	W/L	Home	Away	Neutral
Alabama	27-23	14-7	11-13	2-3
Arizona	1-2	--	--	1-2
Auburn	28-20	15-9	13-11	1-0
Bucknell	5-0	3-0	--	2-0
Florida	23-20	10-3	9-15	4-3
Georgia	20-13	12-6	8-6	0-1
Grambling State	6-0	6-0	--	--
Kent State	3-1	2-1	--	1-0
Kentucky	22-11	13-5	9-6	--
LSU	17-37	9-5	7-14	1-8
Memphis	8-1	2-0	4-0	2-1
Mississippi State	25-27	13-11	10-14	2-2
Missouri State	18-9	11-7	7-2	--
Ole Miss	22-34	9-15	9-15	4-4
San Diego State	8-1	4-0	4-1	--
South Carolina	22-19	10-8	9-8	3-3
Texas	4-3	2-0	1-2	1-1
Texas A&M	11-9	5-4	5-5	1-0
Texas Tech	2-0	--	--	2-0
ULM	6-1	6-1	--	--

## VAN HORN'S CAREER NUMBERS

Year	School	Record	Pct.	Conf.	Place	Tourn.	NCAA
1989	Texarkana CC	39-18	.684	NA	NA	NA	--
1990	Texarkana CC	44-14	.759	NA	NA	NA	--
1991	Texarkana CC	45-12	.789	NA	NA	NA	--
1992	Texarkana CC	48-10	.827	NA	1st	NA	--
1993	Texarkana CC	38-18	.678	NA	NA	NA	--
<i>Totals</i>		<i>214-72</i>	<i>.748</i>	--	--	--	--
1994	Central Missouri State	51-11	.823	15-1	1st (Div.)	1st (4-1)	NCAA DII Champs
<i>Totals</i>		<i>51-11</i>	<i>.823</i>	<i>15-1</i>	--	<i>1 (4-1)</i>	--
1995	Northwestern State	37-15	.711	19-5	1st	DNP (0-2)	--
1996	Northwestern State	34-27	.557	14-16	2nd (Div.)	2nd (3-2)	--
1997	Northwestern State	35-23	.603	19-9	1st	DNP (0-2)	--
<i>Totals</i>		<i>106-65</i>	<i>.620</i>	<i>52-30</i>	--	<i>3 (3-6)</i>	--
1998	Nebraska	24-20	.545	10-13	7th	DNQ	DNQ
1999	Nebraska	42-18	.700	16-9	5th	1st (4-0)	NCAA (1-2)
2000	Nebraska	51-17	.750	21-9	2nd	1st (5-1)	NCAA (4-2)
2001	Nebraska	50-16	.758	20-8	1st	1st (4-0)	CWS (5-2)
2002	Nebraska	47-21	.691	16-11	2nd	2nd (3-1)	CWS (5-3)
<i>Totals</i>		<i>214-92</i>	<i>.699</i>	<i>67-39</i>	--	<i>4 (16-2)</i>	<i>4 (15-9)</i>
2003	Arkansas	35-22	.612	14-16	6th West	T-7th (0-2)	NCAA (1-2)
2004	Arkansas	45-24	.652	19-11	T-1st Overall	4th (2-2)	CWS (6-3)
2005	Arkansas	39-22	.636	13-17	T-5th West	T-7th (0-2)	NCAA (2-2)
2006	Arkansas	39-21	.650	18-12	2nd West	T-7th (0-2)	NCAA (1-2)
2007	Arkansas	43-21	.672	18-12	1st West	2nd (3-1)	NCAA (2-2)
2008	Arkansas	34-24	.586	14-15	4th West	DNQ	NCAA (0-2)
2009	Arkansas	41-24	.631	14-15	4th West	4th (2-2)	CWS (7-2)
2010	Arkansas	43-21	.672	18-12	2nd West	T-7th (0-2)	NCAA (3-3)
2011	Arkansas	40-22	.645	15-15	1st West	T-3rd (2-2)	NCAA (2-2)
2012	Arkansas	46-22	.676	16-14	T-2nd West	T-9th (0-2)	CWS (7-3)
2013	Arkansas	39-22	.639	18-11	2nd West	T-3rd (2-1)	NCAA (2-2)
2014	Arkansas	40-25	.615	16-14	4th West	T-3rd (3-2)	NCAA (2-2)
2015	Arkansas	40-25	.615	17-12	3rd West	T-5th (2-2)	CWS (5-3)
2016	Arkansas	26-29	.473	7-23	7th West	DNQ	DNQ
2017	Arkansas	45-19	.703	18-11	2nd West	2nd (3-2)	NCAA (3-2)
2018	Arkansas	28-13	.683	10-8	--	--	--
<i>Totals</i>		<i>623-356</i>	<i>.636</i>	<i>245-218</i>	--	<i>13 (19-24)</i>	<i>14 (43-32)</i>
<i>Career Totals</i>		<i>1208-596</i>	<i>.670</i>	<i>379-288</i>	--	<i>42-33 (.560)</i>	<i>58-41 (.586)</i>

# Numerical Roster

No.	Player	Pos.	B/T	Yr.	Ht.	Wt.	Hometown/Previous School
3	Jared Gates	INF	L/R	Sr	6-0	190	Wichita, Kan./Iowa Western CC/Wichita Northwest HS
4	Bryce Bonnin	RHP/INF	R/R	Fr	6-1	190	Mont Belvieu, Texas/Barbers Hill HS
5	Jacob Nesbit	INF	R/R	Fr	6-0	175	Coppell, Texas/Coppell HS
6	Hunter Wilson	INF	L/R	R-Jr	5-10	170	Spiro, Okla./Eastern OK St. JC/Stephen F. Austin/Spiro HS
7	Jack Kenley	INF	L/R	So	6-0	180	Germantown, Tenn./Houston HS
8	Eric Cole	OF	S/R	Jr	5-11	195	Southlake, Texas/Southlake Carroll HS
9	Jax Biggers	INF	L/R	Jr	5-11	185	Missouri City, Texas/Cisco JC/Ridge Point HS
10	Easton Murrell	INF	S/R	Fr	6-0	190	Prosper, Texas/Prosper HS
11	Keaton McKinney	RHP	R/R	R-Jr	6-5	225	Ankeny, Iowa/Centennial HS
12	Casey Opitz	C/INF	S/R	Fr	5-11	175	Centennial, Co./Heritage HS
13	Jordan McFarland	INF/OF	R/R	So	6-3	220	Waterloo, Ill./Waterloo HS
14	Cole Turney	OF	L/L	Fr	6-0	225	Richmond, Texas/Fort Bend Travis HS
15	Casey Martin	INF	R/R	Fr	5-11	175	Lonoke, Ark./Lonoke HS
16	Blaine Knight	RHP	R/R	Jr	6-3	165	Bryant, Ark./Bryant HS
17	Luke Bonfield	OF	R/R	Sr	6-3	215	Skillman, N.J./IMG Academy
18	Heston Kjerstad	OF	L/R	Fr	6-3	190	Amarillo, Texas/Randall HS
19	Brady Disher	C/INF	L/R	Fr	6-1	190	Trophy Club, Texas/Byron Nelson HS
20	Carson Shaddy	INF	R/R	R-Sr	5-11	185	Fayetteville, Ark./Fayetteville HS
21	Kacey Murphy	LHP	L/L	Jr	6-0	190	Rogers, Ark./Rogers Heritage HS
22	Ben McClain	OF	L/L	Fr	5-10	185	Lee's Summit, Mo./Lee's Summit West HS
24	Dominic Fletcher	OF	L/L	So	5-9	185	Cypress, Calif./Cypress HS
26	Ryan Drake	INF	R/R	Fr	6-4	190	Grapevine, Texas/Grapevine HS
27	Evan Lee	LHP/OF	R/L	So	6-2	190	Bryant, Ark./Bryant HS
28	Kole Ramage	RHP	R/R	Fr	6-1	185	Southlake, Texas/Southlake Carroll HS
29	Angus Denton	RHP	R/R	So	5-11	160	Beebe, Ark./Beebe HS
31	Caleb Bolden	RHP	R/R	Fr	6-2	170	Texarkana, Texas/Pleasant Grove HS
32	Matt Cronin	LHP	L/L	So	6-2	190	Navarre, Fla./Navarre HS
33	Grant Koch	C	R/R	Jr	6-0	195	Fayetteville, Ark./Fayetteville HS
34	Jake Reindl	RHP	R/R	Jr	6-1	200	Fayetteville, Ark./Shiloh Christian HS
35	Jacob Kostyshock	RHP	R/R	So	6-4	175	O'Fallon, Mo./Francis Howell HS
37	Weston Rogers	LHP	L/L	Jr	6-4	215	Springdale, Ark./Har-Ber HS
44	Derek Ripp	INF	L/R	Fr	6-6	230	Olathe, Kan./St. James Academy HS
45	Kevin Kopps	RHP	R/R	R-So	6-0	195	Sugar Land, Texas/George Ranch HS
46	Barrett Loseke	RHP	R/R	Jr	6-0	180	Tulsa, Okla./Jenks HS
47	Hunter Milligan	LHP	L/L	Fr	6-4	205	Greenbrier, Ark./Greenbrier HS
48	Zack Plunkett	C	R/R	R-Jr	6-2	205	Hurst, Texas/TCU/L.D. Bell HS
55	Isaiah Campbell	RHP	R/R	R-So	6-4	235	Olathe, Kan./Olathe South HS
57	Cody Scroggins	RHP	R/R	R-So	6-0	185	Bentonville, Ark./Bentonville HS
88	Zebulon Vermillion	RHP	L/R	Fr	6-4	185	Prairie Village, Kan./Shawnee Mission East HS
99	Jackson Rutledge	RHP	R/R	Fr	6-8	260	St. Louis, Mo./Rockwood Summit HS

## Coaches and Support Staff

Head Coach:	2 Dave Van Horn, 16th Season (Arkansas, 1988)
Assistant Coach:	40 Wes Johnson, 2nd Season (Arkansas-Monticello, 1994)
Assistant Coach:	30 Nate Thompson, 1st Season (Dallas-Baptist, 2006)
Volunteer Assistant Coach:	25 Craig Parry, 1st Season (South Dakota State, 2008)
Student Asst. Coach:	26 Jake Arledge, 1st Season
Director of Operations:	Clay Goodwin, 11th Season (Arkansas, 2005)
Athletic Trainer:	Corey Wood (East Carolina, 2008)
Strength & Conditioning	Blaine Kinsley (Lenoir-Rhyne, 2010)
Managers:	Sean O'Neil, Cale Petrie, Hayden Sutton, Chandler Tolbert

## Pronunciation Guide

Bryce Bonnin	BON-in
Jacob Nesbit	NEZ-bit
Easton Murrell	Muh-RELL
Heston Kjerstad	KERR-stad
Carson Shaddy	SHAD-eee
Kole Ramage	RAM-midge
Grant Koch	COOK
Jake Reindl	RINE-dull
Jacob Kostyshock	Cost-EE-shock
Barrett Loseke	LOW-ski

# 2018 Overall Statistics



## 2018 Arkansas Baseball Overall Statistics for Arkansas (as of Apr 21, 2018) (All games Sorted by Batting avg)



Record: 28-13 Home: 23-3 Away: 4-9 Neutral: 1-1 SEC: 10-8

Player	avg	gp-gs	ab	r	h	2b	3b	hr	rbi	tb	slg%	bb	hp	so	gdp	ob%	sf	sh	sb-att	po	a	e	fld%	
18 Heston Kjerstad	.368	41-41	155	35	57	11	0	9	37	95	.613	14	11	33	2	.446	4	0	2-2	60	2	4	.939	
20 Carson Shaddy	.356	37-34	118	30	42	7	1	9	29	78	.661	16	8	34	3	.458	2	2	3-5	50	89	6	.959	
15 Casey Martin	.333	40-35	138	29	46	7	0	8	33	77	.558	20	3	35	1	.426	1	3	4-5	25	43	5	.932	
8 Eric Cole	.327	41-41	168	39	55	8	1	9	31	92	.548	25	1	33	2	.418	0	1	4-6	70	3	0	1.000	
24 Dominic Fletcher	.293	41-39	150	25	44	11	0	4	22	67	.447	14	2	29	1	.351	5	0	1-2	92	2	4	.959	
17 Luke Bonfield	.285	38-35	123	19	35	8	1	5	24	60	.488	23	5	28	2	.414	1	0	0-0	4	0	0	1.000	
9 Jax Biggers	.279	39-38	140	26	39	8	0	3	19	56	.400	26	2	22	2	.387	5	2	5-5	54	72	6	.955	
33 Grant Koch	.271	38-35	118	22	32	3	0	6	27	53	.449	23	2	24	2	.388	4	0	3-3	266	24	1	.997	
-----																								
28 Kole Ramage	1.000	1-0	1	0	1	0	0	0	1	1	1.000	0	0	0	0	1.000	0	0	0-0	3	5	0	1.000	
27 Evan Lee	.359	14-11	39	10	14	2	0	3	11	25	.641	7	0	9	0	.447	1	2	0-0	20	4	2	.923	
13 Jordan McFarland	.309	34-24	97	31	30	3	0	3	15	42	.433	13	2	18	2	.402	0	0	0-1	169	14	0	1.000	
6 Hunter Wilson	.300	19-8	30	6	9	1	0	0	6	10	.333	3	1	5	1	.382	0	1	2-2	20	20	2	.952	
7 Jack Kenley	.263	26-5	19	7	5	1	0	0	4	6	.316	7	1	7	0	.464	1	1	0-0	5	16	1	.955	
12 Casey Opitz	.250	14-6	24	6	6	2	0	0	4	8	.333	3	1	6	0	.345	1	1	0-0	70	18	2	.978	
3 Jared Gates	.237	22-17	59	10	14	5	0	3	14	28	.475	7	1	10	1	.324	1	1	1-1	124	10	1	.993	
48 Zack Plunkett	.222	7-0	9	1	2	0	0	1	2	5	.556	1	0	1	0	.300	0	0	0-0	11	0	0	1.000	
10 Easton Murrell	.125	6-0	8	4	1	0	0	0	1	1	.125	3	2	2	1	.462	0	0	0-0	3	5	1	.889	
14 Cole Turney	.000	4-0	7	1	0	0	0	0	0	0	.000	2	0	6	0	.222	0	0	1-1	0	0	0	.000	
Totals	.308	41	1403	301	432	77	3	63	280	704	.502	207	42	302	20	.406	26	14	26-33	1068	368	39	.974	
Opponents	.239	41	1321	178	316	50	2	27	157	451	.341	126	21	362	32	.313	10	20	17-27	1028	325	36	.974	

LOB - Team (366), Opp (252). DPs turned - Team (37), Opp (24). CI - Team (0), Opp (3). IBB - Team (4), H. Kjerstad 2, C. Shaddy 1, L. Bonfield 1. Picked off - J. Biggers 1, H. Kjerstad 1.

### (All games Sorted by Earned run avg)

Player	era	w-l	app	gs	cg	sho	sv	ip	h	r	er	bb	so	2b	3b	hr	b/avg	wp	hp	bk	sfa	sha		
16 Blaine Knight	2.24	6-0	10	10	0	0/1	0	56.1	50	16	14	12	57	5	0	7	.237	1	2	2	0	3		
21 Kacey Murphy	2.26	5-3	9	8	0	0/2	0	51.2	41	18	13	6	42	6	1	8	.218	4	2	0	2	1		
-----																								
37 Weston Rogers	0.00	0-0	1	0	0	0/0	0	0.0	0	0	0	1	0	0	0	0		0	0	0	0	0		
99 Jackson Rutledge	2.08	3-0	10	1	0	0/1	1	13.0	9	7	3	8	11	1	0	2	.180	0	0	0	1	1		
28 Kole Ramage	2.42	1-1	14	1	0	0/1	0	22.1	20	19	6	8	32	2	0	1	.241	8	2	0	2	4		
57 Cody Scroggins	2.70	0-0	8	0	0	0/2	0	6.2	1	3	2	6	8	0	0	0	.053	1	2	0	0	2		
32 Matt Cronin	2.76	2-1	16	0	0	0/3	9	32.2	14	10	10	8	37	4	0	2	.131	4	1	0	2	1		
34 Jake Reindl	3.64	2-1	13	1	0	0/0	2	29.2	30	16	12	9	37	5	0	1	.252	4	2	0	0	1		
31 Caleb Bolden	3.71	3-0	8	4	0	0/1	0	26.2	27	11	11	11	23	2	0	0	.278	3	2	0	0	2		
4 Bryce Bonnin	3.94	1-0	7	1	0	0/1	0	16.0	14	9	7	8	15	1	0	1	.250	3	1	0	1	1		
55 Isaiah Campbell	4.08	3-4	9	9	0	0/1	0	39.2	39	25	18	20	40	12	1	2	.258	4	2	0	1	2		
47 Hunter Milligan	4.50	0-0	3	2	0	0/1	0	4.0	2	2	2	3	4	0	0	0	.154	1	1	1	0	1		
11 Keaton McKinney	4.50	0-0	1	1	0	0/0	0	2.0	1	1	1	2	2	0	0	0	.167	0	0	0	0	0		
88 Zebulon Vermillion	4.82	0-0	7	0	0	0/0	1	9.1	12	6	5	0	11	1	0	0	.308	2	1	0	0	0		
46 Barrett Loseke	5.49	0-1	11	2	0	0/0	0	19.2	16	12	12	12	25	4	0	2	.225	1	1	2	1	0		
27 Evan Lee	6.23	2-2	8	1	0	0/0	0	13.0	21	11	9	6	9	4	0	0	.375	1	1	0	0	1		
35 Jacob Kostyshock	6.75	0-0	8	0	0	0/0	1	13.1	19	12	10	6	9	3	0	1	.345	2	1	0	0	0		
Totals	3.41	28-13	41	41	0	6/6	14	356.0	316	178	135	126	362	50	2	27	.239	39	21	5	10	20		
Opponents	7.28	13-28	41	41	0	0/0	8	342.2	432	301	277	207	302	77	3	63	.308	43	42	5	26	14		

PB - Team (8), C. Opitz 4, G. Koch 4, Opp (7). Pickoffs - Team (5), C. Opitz 2, C. Bolden 1, E. Lee 1, K. Murphy 1, Opp (2). SBA/ATT - G. Koch (11-15), C. Opitz (6-12), I. Campbell (4-8), J. Reindl (5-5), J. Rutledge (2-3), C. Bolden (2-3), M. Cronin (1-2), B. Loseke (0-1), B. Knight (0-1), K. Ramage (0-1), B. Bonnin (1-1), E. Lee (1-1), H. Milligan (1-1).



# 2018 Conference Statistics



## 2018 Arkansas Baseball Conference statistics for Arkansas (as of Apr 21, 2018) (SEC games only Sorted by Batting avg)



Record: 10-8 Home: 8-1 Away: 2-7 SEC: 10-8

Player	avg	gp-gs	ab	r	h	2b	3b	hr	rbi	tb	slg%	bb	hp	so	gdp	ob%	sf	sh	sb-att	po	a	e	fld%	
20 Carson Shaddy	.418	17-17	55	13	23	5	0	5	14	43	.782	8	3	16	0	.500	2	1	2-3	25	39	3	.955	
24 Dominic Fletcher	.362	18-18	69	11	25	6	0	2	7	37	.536	4	0	11	1	.387	2	0	0-1	53	0	3	.946	
18 Heston Kjerstad	.342	18-18	73	16	25	6	0	3	12	40	.548	5	2	18	0	.390	2	0	1-1	30	0	2	.938	
8 Eric Cole	.338	18-18	80	15	27	3	0	5	16	45	.563	7	0	17	0	.391	0	1	0-1	31	2	0	1.000	
15 Casey Martin	.304	18-17	69	8	21	2	0	1	6	26	.377	9	0	19	1	.385	0	1	1-1	11	23	2	.944	
9 Jax Biggers	.284	18-18	67	9	19	4	0	2	12	29	.433	10	1	11	1	.370	3	2	0-0	22	30	1	.981	
33 Grant Koch	.267	18-17	60	11	16	2	0	4	16	30	.500	8	1	10	1	.347	3	0	1-1	130	12	0	1.000	
13 Jordan McFarland	.260	17-15	50	12	13	1	0	1	4	17	.340	10	1	12	0	.393	0	0	0-0	94	9	0	1.000	
17 Luke Bonfield	.233	18-16	60	9	14	3	0	3	11	26	.433	10	2	15	2	.361	0	0	0-0	0	0	0	.000	
-----																								
48 Zack Plunkett	.500	3-0	2	1	1	0	0	1	1	4	2.000	0	0	0	0	.500	0	0	0-0	1	0	0	1.000	
27 Evan Lee	.400	4-2	10	3	4	1	0	2	2	11	1.100	1	0	5	0	.455	0	1	0-0	0	1	0	1.000	
7 Jack Kenley	.400	10-0	5	0	2	0	0	0	0	2	.400	0	0	1	0	.400	0	0	0-0	1	1	0	1.000	
3 Jared Gates	.357	5-3	14	2	5	1	0	1	4	9	.643	0	0	3	0	.333	1	0	0-0	25	2	0	1.000	
6 Hunter Wilson	.286	6-2	7	1	2	0	0	0	0	2	.286	0	0	1	0	.286	0	0	2-2	5	6	1	.917	
12 Casey Opitz	.250	4-1	4	0	1	0	0	0	1	1	.250	1	0	1	0	.400	0	0	0-0	12	7	1	.950	
Totals	.317	18	625	111	198	34	0	30	106	322	.515	73	10	140	6	.390	13	6	7-10	453	151	14	.977	
Opponents	.258	18	574	88	148	23	1	18	80	227	.395	49	6	151	11	.320	6	7	4-8	452	133	13	.978	

LOB - Team (165), Opp (101). DPs turned - Team (12), Opp (8). CI - Team (0), Opp (1).

### (SEC games only Sorted by Earned run avg)

Player	era	w-l	app	gs	cg	sho	sv	ip	h	r	er	bb	so	2b	3b	hr	b/avg	wp	hp	bk	sfa	sha
21 Kacey Murphy	2.78	3-3	6	5	0	0/1	0	35.2	30	15	11	3	31	4	1	6	.224	4	1	0	2	1
16 Blaine Knight	3.24	3-0	6	6	0	0/0	0	33.1	35	14	12	8	36	3	0	6	.267	0	1	0	0	2
32 Matt Cronin	3.79	0-1	9	0	0	0/2	6	19.0	10	8	8	5	22	2	0	2	.152	2	0	0	0	1
55 Isaiah Campbell	5.82	2-2	5	5	0	0/1	0	21.2	23	16	14	12	21	6	0	2	.284	2	1	0	1	2
-----																						
99 Jackson Rutledge	0.00	0-0	2	0	0	0/0	0	0.2	2	1	0	1	0	0	0	0	.500	0	0	0	1	0
28 Kole Ramage	1.50	0-0	4	1	0	0/0	0	6.0	4	4	1	1	9	2	0	0	.174	4	1	0	1	0
34 Jake Reindl	1.59	2-0	4	0	0	0/0	0	11.1	7	2	2	5	13	0	0	0	.175	0	0	0	0	0
4 Bryce Bonnin	5.40	0-0	1	0	0	0/0	0	3.1	5	2	2	2	1	1	0	1	.417	2	0	0	0	0
57 Cody Scroggins	5.40	0-0	2	0	0	0/0	0	1.2	0	1	1	1	1	0	0	0	.000	0	1	0	0	1
46 Barrett Loseke	7.20	0-1	3	0	0	0/0	0	5.0	5	4	4	5	4	0	0	1	.294	0	0	0	1	0
88 Zebulon Vermillion	7.36	0-0	3	0	0	0/0	0	3.2	6	3	3	0	6	1	0	0	.375	1	0	0	0	0
27 Evan Lee	7.71	0-1	3	1	0	0/0	0	4.2	12	6	4	1	5	2	0	0	.500	0	0	0	0	0
35 Jacob Kostyshock	15.75	0-0	2	0	0	0/0	0	4.0	8	9	7	3	2	2	0	0	.421	1	1	0	0	0
31 Caleb Bolden	27.00	0-0	1	0	0	0/0	0	1.0	1	3	3	2	0	0	0	0	.333	0	0	0	0	0
Totals	4.29	10-8	18	18	0	2/2	6	151.0	148	88	72	49	151	23	1	18	.258	16	6	0	6	7
Opponents	6.21	8-10	18	18	0	0/0	5	150.2	198	111	104	73	140	34	0	30	.317	17	10	1	13	6

PB - Team (1), C. Opitz 1, Opp (3). Pickoffs - Team (3), C. Opitz 1, K. Murphy 1, E. Lee 1. SBA/ATT - G. Koch (4-6), I. Campbell (2-5), C. Opitz (0-2), E. Lee (1-1), B. Loseke (0-1), M. Cronin (1-1).

# 2018 Overall Statistics



## 2018 Arkansas Baseball Games Summary for Arkansas (as of Apr 21, 2018) (All games)



Score by innings	1	2	3	4	5	6	7	8	9	EX	Total
Arkansas	34	51	30	38	35	32	39	32	8	2	301
Opponents	18	20	25	13	31	18	17	26	9	1	178

### Record when ...

Overall	28-13	After 6 leading	23-1
Conference	10-8	..... trailing	2-9
Non-Conference	18-5	..... tied	3-3
Home games	23-3	After 7 leading	23-1
Away games	4-9	..... trailing	1-11
Neutral site	1-1	..... tied	2-1
Day games	17-9	After 8 leading	22-0
Night games	11-4	..... trailing	0-12
vs Left starter	5-5	..... tied	3-1
vs Right starter	23-8		
1-Run games	7-7	Hit 0 home runs	4-5
2-Run games	4-3	... 1 home run	13-4
5+Run games	11-2	... 2+ home runs	11-4
Extra innings	1-0		
Shutouts	6-0	Opponent 0 home runs	17-5
		..... 1 home run	7-6
		..... 2+ HRs	4-2
Scoring 0-2 runs	3-3		
..... 3-5 runs	6-8		
..... 6-9 runs	8-1	Made 0 errors	16-2
..... 10+ runs	11-1	.... 1 error	7-4
		.... 2+ errors	5-7
Opponent 0-2 runs	14-0		
..... 3-5 runs	8-6	Opp. made 0 errors	10-7
..... 6-9 runs	6-4	..... 1 error	11-2
..... 10+ runs	0-3	..... 2+ errors	7-4
Scored in 1st inning	11-2	Out-hit opponent	24-8
Opp. scored in 1st	7-3	Out-hit by opponent	3-5
Scores first	17-5	Hits are tied	1-0
Opp. scores first	11-8		

### Record when team scores:

Runs	0	1	2	3	4	5	6	7	8	9	10+
W-L	0-0	1-1	2-2	2-3	2-3	2-2	2-1	4-0	1-0	1-0	11-1

### Record when opponent scores:

Runs	0	1	2	3	4	5	6	7	8	9	10+
W-L	6-0	3-0	5-0	1-2	6-1	1-3	2-2	2-2	0-0	2-0	0-3

### Record when leading after:

Inn.	1	2	3	4	5	6	7	8
W-L	10-1	16-5	17-6	18-5	20-3	23-1	23-1	22-0

### Record when trailing after:

Inn.	1	2	3	4	5	6	7	8
W-L	5-3	6-5	6-6	4-4	6-7	2-9	1-11	0-12

### Record when tied after:

Inn.	1	2	3	4	5	6	7	8
W-L	13-9	6-3	5-1	6-4	2-3	3-3	2-1	3-1

Current losing streak: 3  
 Longest winning streak: 6  
 Longest losing streak: 3

Home attendance : 187539 ( 23 dates avg = 8153 )  
 Away attendance : 69995 ( 14 dates avg = 4999 )  
 Total attendance: 257534 ( 37 dates avg = 6960 )

## #99 JACKSON RUTLEDGE

RHP • 6-8 • 258 • FRESHMAN  
ST. LOUIS, MO.  
ROCKWOOD SUMMIT HS



### SEASON HIGHS

Category	High	Opponent (Last)	Date
Innings	3.0	2x (ULM)	4/3/18
Longest Start	3.0	ULM	4/3/18
Shortest Start	3.0	ULM	4/3/18
Longest Relief	3.0	USC	3/2/18
Hits	2	ULM	4/3/18
Runs	4	ULM	4/3/18
Earned Runs	3	ULM	4/3/18
Walks	2	ULM	4/3/18
Strikeouts	4	Bucknell	2/18/18

### RUTLEDGE'S CAREER APPEARANCES

Jackson Rutledge 2018 Game-By-Game (Freshman)  
(10 Appearances, 1 Starts)

Date	Opponent	IP	H	R-ER	BB	K	Result
2/18/18	Bucknell	2.0	1	0-0	1	4	ND
2/23/18	vs. Cal Poly	0.2	0	2-0	1	0	ND
3/2/18	USC	3.0	1	0-0	1	2	S, 1
3/4/18	USC	1.0	0	0-0	1	0	W, 1-0
3/21/18	at Charlotte	1.0	1	0-0	0	0	ND
3/23/18	at No. 2 Florida	0.1	1	0-0	0	0	ND
3/27/18	at Memphis	1.1	1	0-0	1	2	W, 2-0
3/31/18	at No. 4 Ole Miss	0.1	1	1-0	1	0	ND
4/3/18	ULM	3.0	2	4-3	2	2	ND
4/10/18	Grambling St.	0.1	1	0-0	0	1	W, 3-0
<b>TOTALS</b>	<b>10 G, 1 GS</b>	<b>13.0</b>	<b>9</b>	<b>7-3</b>	<b>8</b>	<b>11</b>	<b>3-0 (1 SV)</b>

### 2018 HIGHLIGHTS

- Made his collegiate debut against Bucknell (Feb. 18), striking out a team-high four over two innings.
- Picked up his first collegiate save against USC (March 2), going the final three innings with just one hit allowed and one walk.
- Also earned his first win in the series finale against USC (March 4), pitching a scoreless top half of the eighth, allowing his teammates to get the walk-off hit in the bottom half.
- Made his first start against ULM (April 3), going three innings with two hits and four runs allowed.

# By The Numbers

## RECORD RUNDOWN

Overall	28-13
vs. Top-5 Teams	5-4
vs. Top-10 Teams	5-4
vs. Top-25 Teams	8-4
vs. Unranked Teams	20-9
At home	23-3
On the road	4-9
At neutral sites	1-1
In day games	16-9
In night games	14-5
In extra innings	0-0
vs. teams .500 or better	22-12
vs. teams .500 or worse	6-1
vs. left-handed starter	5-5
vs. right-handed starter	23-8
When starter receives decision	15-8
When reliever receives decision	13-5
When starter goes 5+ innings	16-6
When starter goes less than 5 innings	12-7
When scoring first	18-5
When opponent scores first	10-8
When leading after 6 innings	22-1
When trailing after 6 innings	2-9
When tied after 6 innings	4-3
When leading after 8 innings	26-0
When trailing after 8 innings	0-12
When tied after 8 innings	2-1
In one-run games	7-7
In two-run games	4-3
Series W-L-T	9-3-0
Series sweeps/times swept	6/1
When scoring 0-2 runs	3-4
When scoring 3-5 runs	6-7
When scoring 6-9 runs	8-1
When scoring 10+ runs	11-1
Shutouts vs. times shut out	6/0
When opponent scores 5 runs or less	22-6
When opponent scores 5 runs or more	7-6
When collecting 0-3 hits	1-0
When collecting 4-6 hits	3-0
When collecting 7-9 hits	6-7
When collecting 10-12 hits	11-4
When collecting 13+ hits	7-2
When out-hitting opponent	25-8
When out-hit by opponent	2-5
When hits are equal	1-0
When hitting a home run	23-8
When opponent hits a home run	10-8
When errorless	16-3
When committing one error	7-4
When committing 2+ errors	5-7
When opponent is errorless	10-7
Vs. SEC	10-8
Vs. SEC East	6-3
Vs. SEC West	4-5
Vs. non-conference	17-5
Game 1 of weekend series	7-2
Game 2 of weekend series	4-5
Game 3 of weekend series	7-2
In February	6-2
In March	13-7
In April	9-4
In May	0-0
In June	0-0

## MULTIPLE-HIT GAMES

Name	2	3	4	5+	Total
Heston Kjerstad	10	6	-	-	16
Eric Cole	7	5	2	-	14
Casey Martin	12	1	1	-	14
Carson Shaddy	7	4	-	-	11
Jax Biggers	9	1	1	-	11
Dominic Fletcher	8	3	-	-	11
Jordan McFarland	7	-	-	-	7
Grant Koch	7	-	-	-	7
Luke Bonfield	3	2	-	-	5

## CAREER MULTIPLE-HIT GAMES

Name	2015	2016	2017	2018	Total
Jax Biggers	--	--	23	11	34
Luke Bonfield	--	14	24	5	43
Eric Cole	--	8	15	14	37
Dominic Fletcher	--	--	18	11	29
Jared Gates	--	--	5	4	9
Heston Kjerstad	--	--	--	16	16
Grant Koch	--	7	15	7	29
Carson Shaddy	5	21	15	11	52
Evan Lee	--	--	3	5	8

## MULTIPLE-RBI GAMES

Name	2	3	4	5+	Total
Heston Kjerstad	5	2	2	-	9
Eric Cole	4	3	1	-	8
Carson Shaddy	3	3	2	-	8
Grant Koch	5	2	1	-	8
Casey Martin	3	2	1	2	8
Jared Gates	4	-	1	-	5
Luke Bonfield	2	2	1	-	5
Jax Biggers	3	1	1	-	5
Dominic Fletcher	3	-	-	1	4

## HITTING STREAKS

Name	CURRENT	2018	CAREER
Jax Biggers	--	8	9
Luke Bonfield	2	7	8
Eric Cole	3	12	12
Dominic Fletcher	4	7	8
Grant Koch	--	8	8
Heston Kjerstad	--	14	14
Carson Shaddy	1	8	11
Casey Martin	4	13	13
Jordan McFarland	--	10	10

## REACHED BASE

Name	CURRENT	2018	CAREER
Jax Biggers	1	15	15
Luke Bonfield	2	20	20
Eric Cole	4	16	16
Dominic Fletcher	4	13	13
Grant Koch	--	18	18
Jared Gates	1	9	17
Carson Shaddy	1	9	19
Heston Kjerstad	--	16	16
Evan Lee	3	4	7
Casey Martin	20	20	20
Jordan McFarland	--	10	10
Casey Opitz	1	4	4

## HOME RUNS

Career Home Runs	SOLO	2R	3R	GS	Total
Jax Biggers	4	2	1	-	7
Luke Bonfield	9	9	4	-	22
Eric Cole	9	2	2	1	14
Dominic Fletcher	10	4	2	-	16
Grant Koch	8	8	6	1	23
Jared Gates	5	4	-	-	9
Carson Shaddy	12	11	1	-	24
Casey Martin	2	2	4	-	8
Heston Kjerstad	6	1	2	-	9
Jordan McFarland	2	-	-	1	3
Zack Plunkett	1	-	-	-	1
Evan Lee	2	-	1	-	3

## BREAKDOWN

Total	63
At Baum Stadium	43
On The Road	19
At Neutral Site	2
Vs. RHP	48
Vs. LHP	16
w/ 0 Outs	21
w/ 1 Out	23
w/ 2 Outs	20
Solo	35
Two-Run	14
Three-Run	14
Grand Slam	2
Back-To-Back	2
Pinch-Hit	1
Walk-Off	0
Before the 7th Inning	44
7th Inning and Beyond	18
Opponent Total	26
Last HR Given Up ... R. Jordan (April 21 at Miss. St.)	
Longest Stretch Without HR Allowed	6
Current Streak of No HR Allowed	1



# *Sooieville Slugger Chart*

No.	Player	Gm#	Date	Opponent	Pitcher	On Base	Inn	Outs	Count	Score	Final
1.	C. Shaddy	1	Feb. 16	Bucknell	Taylor	..2.	2	2	0-0	7-0	W, 14-2
2.	L. Bonfield	2	Feb. 17	Bucknell	Grabek	..2.	1	1	2-0	0-1	W, 32-4
3.	C. Shaddy	2	Feb. 17	Bucknell	Grabek	0...	2	1	3-1	3-1	W, 32-4
4.	D. Fletcher	2	Feb. 17	Bucknell	Grabek	..2.	2	1	1-0	5-1	W, 32-4
5.	G. Koch	2	Feb. 17	Bucknell	Grabek	0...	2	2	0-0	8-1	W, 32-4
6.	C. Martin	2	Feb. 17	Bucknell	Strahm	..2.	6	0	1-1	22-2	W, 32-4
7.	J. Gates	2	Feb. 17	Bucknell	Korchak	..1.	6	0	2-2	25-2	W, 32-4
8.	E. Cole	3	Feb. 18	Bucknell	Gottesman	0...	7	1	1-0	2-1	W, 3-1
9.	H. Kjerstad	4	Feb. 21	vs. Arizona	Labaut. R.	0...	5	1	0-0	0-0	W, 1-0
10.	D. Fletcher	5	Feb. 23	vs. Cal Poly	Dollard	..1.	7	2	0-0	1-3	L, 3-4
11.	E. Cole	6	Feb. 24	at San Diego State	Pyatt	*0...	6	0	0-0	1-1	W, 5-2
12.	C. Martin	8	Feb. 28	Dayton	Wagner, R.	..2.	2	2	0-0	0-0	W, 18-1
13.	C. Martin	8	Feb. 28	Dayton	Kutruff, M.	..1.	7	2	1-1	14-0	W, 18-1
14.	J. Gates	9	March 1	Dayton	Cline, A.	0...	4	1	-	2-0	W, 11-0
15.	H. Kjerstad	9	March 1	Dayton	Jones, T.	..2.	5	1	1-2	3-0	W, 11-0
16.	L. Bonfield	10	March 2	USC	Clark. C.	..1.	1	2	0-1	0-0	W, 4-0
17.	E. Cole	11	March 3	USC	Longrie, Q.	*0...	8	0	2-1	0-2	L, 3-1
18.	G. Koch	13	March 9	Kent State	Kraus	..1.	2	0	1-1	0-2	W, 7-2
19.	E. Cole	13	March 9	Kent State	Kraus	..2.	4	1	2-2	3-1	W, 7-2
20.	C. Shaddy	13	March 9	Kent State	Schreiber	0...	5	2	2-0	6-1	W, 7-2
21.	C. Martin	15	March 11	Kent State	Schultz	*0...	7	0	3-2	4-4	W, 11-4
22.	J. McFarland	15	March 11	Kent State	Schultz	0...	7	0	3-2	5-4	W, 11-4
23.	C. Shaddy	15	March 11	Kent State	Schultz	0...	7	1	1-1	6-4	W, 11-4
24.	J. McFarland	15	March 11	Kent State	Parks	...3	8	1	1-1	7-4	W, 11-4
25.	C. Martin	16	March 13	Texas	Whelan	..2.	5	1	0-2	8-2	W, 13-4
26.	C. Martin	17	March 14	Texas	O'Donnell	0...	2	2	1-1	0-2	W, 7-5
27.	E. Cole	18	March 16	Kentucky	S. Hjelle	0...	1	1	1-2	0-0	W, 9-4
28.	G. Koch	18	March 16	Kentucky	M. Hazelwood	..1.	5	1	1-0	4-2	W, 9-4
29.	G. Koch	18	March 16	Kentucky	T. Lockhart	0...	7	2	0-1	6-2	W, 9-4
30.	E. Cole	18	March	Kentucky	J. Lewis	0...	1	1	1-1	0-0	W, 14-2
31.	L. Bonfield	19	March 17	Kentucky	J. Lewis	0...	1	2	0-1	1-0	W, 14-2
32.	H. Kjerstad	19	March 17	Kentucky	J. Lewis	..2.	3	1	1-1	4-0	W, 14-2
33.	J. Biggers	19	March 17	Kentucky	J. Lewis	..2.	5	1	2-1	8-1	W, 14-2
34.	Z. Plunkett	19	March 17	Kentucky	A. McGeorge	*0...	8	0	2-2	13-1	W, 14-2
35.	C. Shaddy	20	March 17	Kentucky	Z. Haake	..1.	1	2	1-2	5-0	W, 16-9
36.	L. Bonfield	20	March 17	Kentucky	Z. Haake	0...	4	1	3-0	7-4	W, 16-9
37.	L. Bonfield	20	March 17	Kentucky	Z. Haake	0...	4	1	3-0	7-4	W, 16-9
38.	C. Shaddy	20	March 17	Kentucky	A. Maley	*0...	7	0	2-0	11-6	W, 16-9
39.	C. Martin	20	March 17	Kentucky	C. Coleman	..1.	7	0	-	13-6	W, 16-9
40.	H. Kjerstad	21	March 21	at Charlotte	C. Gooding	..1.	2	2	0-0	0-0	L, 6-3
41.	H. Kjerstad	21	March 21	at Charlotte	C. Bruce	*0...	9	0	2-1	2-6	L, 6-3
42.	D. Fletcher	22	March 23	at Florida	B. Singer	*0...	4	0	0-1	3-0	W, 6-3
43.	H. Kjerstad	22	March 23	at Florida	B. Singer	0...	6	2	1-1	5-2	W, 6-3
44.	G. Koch	23	March 24	at Florida	J. Kowar	..1.	4	2	3-1	0-12	L, 17-2
45.	J. Gates	24	March 25	at Florida	Dyson	*0...	4	0	2-2	0-1	L, 5-4
46.	E. Lee	24	March 25	at Florida	Dyson	0...	4	0	0-1	1-1	L, 5-4
47.	J. Biggers	25	March 27	at Memphis	D. Denz	0...	3	2	0-1	0-1	W, 8-7
48.	J. Biggers	25	March 27	at Memphis	D. Denz	0...	3	2	0-1	0-1	W, 8-7
49.	C. Shaddy	26	March 29	at Ole Miss	R. Rolison	..1.	2	0	0-0	2-0	W, 6-4
50.	J. McFarland	26	March 29	at Ole Miss	R. Rolison	0...	6	1	1-0	4-4	W, 6-4
51.	H. Kjerstad	28	March 31	at Ole Miss	J. McArthur	0...	6	2	0-0	1-5	L, 11-10
52.	D. Fletcher	28	March 31	at Ole Miss	J. McArthur	*0...	7	0	0-0	2-8	L, 11-10
53.	G. Koch	28	March 31	at Ole Miss	W. Ethridge	..1.	7	0	0-0	3-8	L, 11-10
54.	E. Cole	28	March 31	at Ole Miss	W. Stokes	..2.	8	1	0-0	7-11	L, 11-10
55.	E. Lee	29	April 3	ULM	C. Gray	..2.	6	1	0-0	3-4	W, 10-9
56.	H. Kjerstad	30	April 4	ULM	R. Hebert	*0...	2	0	2-0	0-0	W, 4-0
57.	L. Bonfield	31	April 6	Auburn	C. Mize	0...	4	1	0-2	0-1	W, 2-1
58.	C. Shaddy	36	April 14	South Carolina	Hill	0...	2	1	2-0	0-0	W, 2-0
59.	C. Shaddy	37	April 14	South Carolina	Demurias	..1.	6	1	2-0	1-0	W, 3-0
60.	H. Kjerstad	38	April 17	Missouri St.	Russell	*0...	5	0	2-2	4-7	W, 11-7
61.	C. Martin	38	April 17	Missouri St.	J. Fromson	..2.	5	2	0-1	6-7	W, 11-7
62.	E. Cole	39	April 20	at Mississippi State	K. Pilkington	...3	2	2	0-1	0-0	L, 5-6
63.	E. Lee	40	April 21	at Mississippi State	K. James	*0...	7	0	0-2	1-3	L, 3-5
64.	E. Cole	40	April 21	at Mississippi State	B. Smith	0...	9	2	1-0	2-5	L, 3-5

\* - indicates lead-off home run

# By The Numbers

## STARTERS GAME-BY-GAME

Opponent	W-L	IP	H	R	ER	BB	K
Bucknell	W	5.0	0	0	0	2	4
Bucknell	W	4.0	3	1	1	2	7
Bucknell	--	2.0	1	1	1	2	2
vs. Arizona	W	6.0	1	0	0	1	6
vs. Cal Poly	--	6.0	5	1	1	1	7
@ SDSU	--	5.0	5	2	1	1	7
@ San Diego	--	2.2	4	2	2	0	2
Dayton	W	6.0	7	0	0	0	6
Dayton	--	2.0	2	0	0	1	4
USC	W	6.0	6	0	0	1	4
USC	L	5.1	3	1	1	3	2
USC	--	4.0	5	1	0	2	2
Kent State	W	6.0	4	1	1	0	6
Kent State	L	3.2	5	5	1	2	3
Kent State	--	4.2	3	3	3	3	3
Texas	W	6.0	5	2	2	0	3
Texas	--	1.0	0	2	2	2	0
Kentucky	--	4.2	6	2	2	1	4
Kentucky	W	8.0	3	1	1	4	8
Kentucky	--	1.2	2	4	1	1	2
vs. Charlotte		CANCELLED					
@ Charlotte	--	3.0	0	0	0	1	8
@ Florida	W	6.2	5	3	3	4	10
@ Florida	L	1.0	4	6	5	4	2
@ Florida	L	6.1	4	4	3	3	6
vs. Memphis	W	2.2	6	5	4	1	5
@ Ole Miss	W	6.0	7	4	2	1	7
@ Ole Miss	L	1.0	4	3	2	1	0
@ Ole Miss	L	4.1	5	4	1	0	4
ULM	--	3.0	2	4	3	2	2
ULM	W	7.0	7	0	0	0	5
Auburn	W	6.1	6	1	1	1	6
Auburn	W	7.0	5	2	2	0	7
Auburn	--	2.0	6	3	3	0	4
Grambling St.	--	5.0	4	2	2	2	6
S. Carolina	--	4.0	6	1	1	0	4
S. Carolina	W	6.0	1	0	0	0	6
S. Carolina	W	5.0	2	0	0	1	1
Missouri St.	--	1.0	4	3	3	1	2
@ Miss. St.	--	5.2	5	3	3	1	5
@ Miss. St.	L	6.2	8	3	3	0	3
@ Miss. St.	L	5.2	8	6	5	3	6
Texas Tech	--	--	--	--	--	--	--
Texas Tech	--	--	--	--	--	--	--
Alabama	--	--	--	--	--	--	--
Alabama	--	--	--	--	--	--	--
Alabama	--	--	--	--	--	--	--
@ LSU	--	--	--	--	--	--	--
@ LSU	--	--	--	--	--	--	--
@ LSU	--	--	--	--	--	--	--
Texas A&M	--	--	--	--	--	--	--
@ Georgia	--	--	--	--	--	--	--
@ Georgia	--	--	--	--	--	--	--
@ Georgia	--	--	--	--	--	--	--

## BULLPEN GAME-BY-GAME

Opponent	W-L-S	IP	H	R	ER	BB	K
Bucknell	--	4.0	2	2	0	0	7
Bucknell	--	5.0	4	3	3	2	5
Bucknell	W-S	7.0	5	0	0	2	6
vs. Arizona	S	3.0	1	0	0	3	5
vs. Cal Poly	L	3.0	2	3	1	2	2
@ SDSU	W	4.0	0	0	0	0	5
@ San Diego	L	5.1	8	5	4	2	5
Dayton	S	3.0	3	1	0	0	3
Dayton	W	7.0	2	0	0	1	9
USC	S	3.0	1	0	0	1	2
USC	--	3.2	2	2	2	2	2
USC	W	4.0	5	5	4	2	4
Kent State	--	3.0	3	1	1	1	5
Kent State	--	5.1	4	5	5	5	6
Kent State	W	4.1	3	1	0	1	1
Texas	S	3.0	4	2	2	2	1
Texas	W-S	8.0	9	5	5	7	9
Kentucky	W-S	4.1	6	2	2	3	6
Kentucky	--	1.0	2	1	1	0	2
Kentucky	W	7.1	12	5	4	0	9
vs. Charlotte		CANCELLED					
@ Charlotte	L	5.0	9	6	3	3	3
@ Florida	S	2.1	2	0	0	0	4
@ Florida	--	7.0	11	11	9	4	6
@ Florida	--	1.2	1	1	1	1	0
vs. Memphis	W	6.1	5	2	2	4	6
@ Ole Miss	S	3.0	1	0	0	1	5
@ Ole Miss	--	7.0	5	2	2	2	1
@ Ole Miss	--	3.2	5	7	6	5	2
ULM	W	7.0	5	5	1	4	10
ULM	--	2.0	0	0	0	1	2
Auburn	S	2.2	0	0	0	0	1
Auburn	--	2.0	1	0	0	2	1
Auburn	W	7.0	1	1	1	2	9
Grambling St.	W	4.0	4	4	4	1	7
S. Carolina	L	5.0	6	2	2	1	5
S. Carolina	S	1.0	0	0	0	0	1
S. Carolina	S	2.0	1	0	0	0	1
Missouri St.	W-S	4.0	1	0	0	1	7
@ Miss. St.	L	2.1	2	3	3	3	5
@ Miss. St.	--	1.1	2	2	2	1	1
@ Miss. St.	--	2.1	3	1	1	0	2
Texas Tech	--	--	--	--	--	--	--
Texas Tech	--	--	--	--	--	--	--
Alabama	--	--	--	--	--	--	--
Alabama	--	--	--	--	--	--	--
Alabama	--	--	--	--	--	--	--
@ LSU	--	--	--	--	--	--	--
@ LSU	--	--	--	--	--	--	--
@ LSU	--	--	--	--	--	--	--
Texas A&M	--	--	--	--	--	--	--
@ Georgia	--	--	--	--	--	--	--
@ Georgia	--	--	--	--	--	--	--
@ Georgia	--	--	--	--	--	--	--

## RECORD PER STARTER

Pitcher (Total Starts)	Record
Blaine Knight (10)	6-4
Isaiah Campbell (9)	5-4
Keaton McKinney (1)	1-0
Kacey Murphy (8)	5-3
Barrett Loseke (2)	0-2
Caleb Bolden (4)	4-0
Hunter Milligan (2)	2-0
Bryce Bonnin (1)	1-0
Kole Ramage (1)	1-0
Jake Reindl (1)	1-0
Evan Lee (1)	0-1
Jackson Rutledge (1)	1-0

## QUALITY STARTS

Pitcher (Total Starts)	QS	Record
Kacey Murphy (8)	6	4-2
Isaiah Campbell (9)	2	2-0
Blaine Knight (10)	6	5-1
Caleb Bolden (4)	2	2-0

## RUN SUPPORT

Pitcher (Total Starts)	Runs	Per Start
Blaine Knight (10)	58	5.8
Isaiah Campbell (9)	72	8.0
Keaton McKinney (1)	3	3.0
Kacey Murphy (8)	50	6.25
Barrett Loseke (2)	9	4.5
Caleb Bolden (4)	40	10.0
Hunter Milligan (2)	18	9.0
Bryce Bonnin (1)	11	11.0
Kole Ramage (1)	16	16.0
Jake Reindl (1)	8	8.0
Evan Lee (1)	4	4.0
Jackson Rutledge (1)	10	10.0

# Game-By-Game Batting Order

2018 RECORD: 28-13 • HOME: 23-3 • AWAY: 4-9 • NEUTRAL: 1-1 • SEC: 10-8 • NCAA TOURNAMENT: 0-0

Date	Opposing team	1	2	3	4	5	6	7	8	9
Feb. 16, 2018	BUCKNELL	Biggers	Fletcher	Cole	Bonfield	Kjerstad	Lee	Koch	Gates	Shaddy
Feb. 17, 2018	BUCKNELL	Biggers	Cole	Fletcher	Bonfield	Koch	Kjerstad	McFarland	Shaddy	Martin
Feb. 18, 2018	BUCKNELL	Biggers	Fletcher	Cole	Bonfield	Kjerstad	Lee	Koch	Gates	Shaddy
Feb. 21, 2018	vs. Arizona@	Biggers	Fletcher	Cole	Bonfield	Kjerstad	Koch	Gates	Shaddy	Wilson
Feb. 23, 2018	vs. Cal Poly^	Biggers	Fletcher	Cole	Bonfield	Kjerstad	Gates	Koch	Lee	Shaddy
Feb. 24, 2018	at San Diego State^	Biggers	Cole	Fletcher	Bonfield	Kjerstad	Shaddy	Gates	Koch	Martin
Feb. 25, 2018	at San Diego^	Biggers	Cole	Fletcher	Bonfield	Kjerstad	Shaddy	Gates	Opitz	Martin
Feb. 28, 2018	DAYTON	Biggers	Cole	Kjerstad	Gates	Fletcher	Lee	Koch	Wilson	Martin
March 1, 2018	DAYTON	Martin	Cole	Kjerstad	Bonfield	Fletcher	Gates	Shaddy	Opitz	Kenley
March 2, 2018	USC	Biggers	Cole	Kjerstad	Bonfield	Fletcher	Koch	Gates	Shaddy	Martin
March 3, 2018	USC	Biggers	Cole	Kjerstad	Bonfield	Koch	McFarland	Fletcher	Shaddy	Martin
March 4, 2018	USC	Biggers	Cole	Kjerstad	Bonfield	Lee	Martin	Gates	Koch	Wilson
March 9, 2018	KENT STATE	Biggers	Cole	Martin	Bonfield	Kjerstad	Koch	Fletcher	Gates	Shaddy
March 9, 2018	KENT STATE	Biggers	Cole	Martin	Bonfield	Kjerstad	Shaddy	Fletcher	McFarland	Opitz
March 11, 2018	KENT STATE	Biggers	Cole	Kjerstad	Bonfield	Fletcher	Martin	Gates	Koch	Shaddy
March 13, 2018	TEXAS	Martin	Cole	Kjerstad	Bonfield	Fletcher	Koch	Biggers	McFarland	Shaddy
March 14, 2018	TEXAS	Biggers	Cole	Kjerstad	McFarland	Fletcher	Martin	Lee	Koch	Wilson
March 16, 2018	KENTUCKY*	Biggers	Cole	Martin	Bonfield	Fletcher	McFarland	Kjerstad	Koch	Shaddy
March 17, 2018	KENTUCKY*-1	Biggers	Cole	Martin	Bonfield	Fletcher	McFarland	Kjerstad	Koch	Shaddy
March 17, 2018	KENTUCKY*-2	Biggers	Cole	Martin	Bonfield	Fletcher	McFarland	Kjerstad	Koch	Shaddy
March 21, 2018	at Charlotte	Biggers	Cole	Martin	Bonfield	Fletcher	McFarland	Kjerstad	Koch	Kenley
March 23, 2018	at Florida*	Biggers	Cole	Martin	Bonfield	Fletcher	McFarland	Kjerstad	Koch	Shaddy
March 24, 2018	at Florida*	Biggers	Cole	Martin	Bonfield	Fletcher	McFarland	Kjerstad	Koch	Shaddy
March 26, 2018	at Florida*	Biggers	Cole	Kjerstad	Fletcher	Gates	Lee	Koch	Wilson	Shaddy
March 28, 2018	at Memphis	Biggers	Cole	Martin	Bonfield	McFarland	Fletcher	Koch	Kjerstad	Shaddy
March 29, 2018	at Ole Miss*	Biggers	Cole	Martin	Bonfield	Kjerstad	Koch	Fletcher	McFarland	Shaddy
March 30, 2018	at Ole Miss*	Biggers	Cole	Martin	Bonfield	Kjerstad	Koch	Fletcher	McFarland	Shaddy
March 31, 2018	at Ole Miss*	Biggers	Cole	Martin	Kjerstad	Bonfield	Fletcher	McFarland	Koch	Shaddy
April 3, 2018	ULM	Lee	Cole	Martin	Kjerstad	Bonfield	Gates	Shaddy	Opitz	Kenley
April 4, 2018	ULM	Biggers	Cole	Martin	Kjerstad	Fletcher	McFarland	Lee	Koch	Wilson
April 6, 2018	AUBURN*	Biggers	Cole	Martin	Kjerstad	Bonfield	Fletcher	Koch	McFarland	Shaddy
April 7, 2018	AUBURN*	Biggers	Cole	Martin	Bonfield	Kjerstad	Koch	Fletcher	McFarland	Shaddy
April 8, 2018	AUBURN*	Biggers	Cole	Martin	Kjerstad	Bonfield	Fletcher	Koch	Gates	Shaddy
April 10, 2018	GRAMBLING STATE%	Biggers	Cole	Lee	Kjerstad	Fletcher	Gates	Kenley	Opitz	Wilson
April 12, 2018	SOUTH CAROLINA*	Biggers	Cole	Martin	Kjerstad	Bonfield	Fletcher	Koch	McFarland	Shaddy
April 14, 2018	SOUTH CAROLINA*-1	Martin	Cole	Bonfield	Kjerstad	Shaddy	Fletcher	Koch	McFarland	Biggers
April 14, 2018	SOUTH CAROLINA*-2	Martin	Cole	Bonfield	Kjerstad	Shaddy	Fletcher	Koch	McFarland	Biggers
April 17, 2018	MISSOURI STATE	Martin	Cole	Bonfield	Kjerstad	Shaddy	Fletcher	Koch	McFarland	Kenley
April 20, 2018	at Mississippi State*	Martin	Cole	Bonfield	Kjerstad	Shaddy	Koch	Fletcher	McFarland	Biggers
April 21, 2018	at Mississippi State*-1	Biggers	Cole	Martin	Kjerstad	Shaddy	Koch	Bonfield	Fletcher	McFarland
April 21, 2018	at Mississippi State*-2	Lee	Cole	Martin	Kjerstad	Gates	Fletcher	Biggers	Opitz	Wilson

^ - Game played at Tony Gwynn Legacy (San Diego, Calif.); @ - Game played at Tony Gwynn Stadium (San Diego, Calif.);

% - Game played at Dickey-Stephens Park (North Little Rock, Ark.)

# *Defensive Starting Lineups*

**2018 RECORD: 28-13 • HOME: 23-3 • AWAY: 4-9 • NEUTRAL: 1-1 • SEC: 10-8 • NCAA TOURNAMENT: 0-0**

Date	Opposing team	C	1B	2B	3B	SS	LF	CF	RF	DH
Feb. 16, 2018	BUCKNELL	Koch	Lee	Shaddy	Gates	Biggers	Kjerstad	Fletcher	Cole	Bonfield
Feb. 17, 2018	BUCKNELL	Koch	McFarland	Shaddy	Martin	Biggers	Kjerstad	Fletcher	Cole	Bonfield
Feb. 18, 2018	BUCKNELL	Koch	Lee	Shaddy	Gates	Biggers	Kjerstad	Fletcher	Cole	Bonfield
Feb. 21, 2018	vs. Arizona	Koch	Gates	Shaddy	Wilson	Biggers	Kjerstad	Fletcher	Cole	Bonfield
Feb. 23, 2018	vs. Cal Poly^	Koch	Lee	Shaddy	Gates	Biggers	Kjerstad	Fletcher	Cole	Bonfield
Feb. 24, 2018	at San Diego State^	Koch	Gates	Shaddy	Martin	Biggers	Kjerstad	Fletcher	Cole	Bonfield
Feb. 25, 2018	at San Diego^	Opitz	Gates	Shaddy	Martin	Biggers	Kjerstad	Fletcher	Cole	Bonfield
Feb. 28, 2018	DAYTON	Koch	Gates	Martin	Wilson	Biggers	Kjerstad	Fletcher	Cole	Lee
March 1, 2018	DAYTON	Opitz	Gates	Shaddy	Martin	Kenley	Kjerstad	Fletcher	Cole	Bonfield
March 2, 2018	USC	Koch	Gates	Shaddy	Martin	Biggers	Kjerstad	Fletcher	Cole	Bonfield
March 3, 2018	USC	Koch	McFarland	Shaddy	Martin	Biggers	Kjerstad	Fletcher	Cole	Bonfield
March 4, 2018	USC	Koch	Gates	Wilson	Martin	Biggers	Bonfield	Cole	Kjerstad	Lee
March 9, 2018	KENT STATE	Koch	Gates	Shaddy	Martin	Biggers	Kjerstad	Fletcher	Cole	Bonfield
March 9, 2018	KENT STATE	Opitz	McFarland	Shaddy	Martin	Biggers	Kjerstad	Fletcher	Cole	Bonfield
March 11, 2018	KENT STATE	Koch	Gates	Shaddy	Martin	Biggers	Kjerstad	Fletcher	Cole	Bonfield
March 13, 2018	TEXAS	Koch	McFarland	Shaddy	Martin	Biggers	Kjerstad	Fletcher	Cole	Bonfield
March 14, 2018	TEXAS	Koch	McFarland	Wilson	Martin	Biggers	Kjerstad	Fletcher	Cole	Lee
March 16, 2018	KENTUCKY*	Koch	McFarland	Shaddy	Martin	Biggers	Kjerstad	Fletcher	Cole	Bonfield
March 17, 2018	KENTUCKY*-1	Koch	McFarland	Shaddy	Martin	Biggers	Kjerstad	Fletcher	Cole	Bonfield
March 17, 2018	KENTUCKY*-2	Koch	McFarland	Shaddy	Martin	Biggers	Kjerstad	Fletcher	Cole	Bonfield
March 21, 2018	at Charlotte	Koch	McFarland	Martin	Kenley	Biggers	Kjerstad	Fletcher	Cole	Bonfield
March 24, 2018	at Florida*	Koch	McFarland	Shaddy	Martin	Biggers	Kjerstad	Fletcher	Cole	Bonfield
March 25, 2018	at Florida*	Koch	McFarland	Shaddy	Martin	Biggers	Kjerstad	Fletcher	Cole	Bonfield
March 26, 2018	at Florida*	Koch	Gates	Shaddy	Wilson	Biggers	Kjerstad	Fletcher	Cole	Lee
March 28, 2018	at Memphis	Koch	McFarland	Shaddy	Martin	Biggers	Kjerstad	Fletcher	Cole	Bonfield
March 29, 2018	at Ole Miss*	Koch	McFarland	Shaddy	Martin	Biggers	Kjerstad	Fletcher	Cole	Bonfield
March 30, 2018	at Ole Miss*	Koch	McFarland	Shaddy	Martin	Biggers	Kjerstad	Fletcher	Cole	Bonfield
March 31, 2018	at Ole Miss*	Koch	McFarland	Shaddy	Martin	Biggers	Kjerstad	Fletcher	Cole	Bonfield
April 3, 2018	ULM	Opitz	Gates	Shaddy	Martin	Kenley	Bonfield	Cole	Kjerstad	Lee
April 4, 2018	ULM	Koch	McFarland	Shaddy	Martin	Biggers	Kjerstad	Fletcher	Cole	Lee
April 6, 2018	AUBURN*	Koch	McFarland	Shaddy	Martin	Biggers	Kjerstad	Fletcher	Cole	Bonfield
April 7, 2018	AUBURN*	Koch	McFarland	Shaddy	Martin	Biggers	Kjerstad	Fletcher	Cole	Bonfield
April 8, 2018	AUBURN*	Koch	Gates	Shaddy	Martin	Biggers	Kjerstad	Fletcher	Cole	Bonfield
April 10, 2018	GRAMBLING STATE%	Opitz	Gates	Wilson	Kenley	Biggers	Kjerstad	Fletcher	Cole	Lee
April 12, 2018	SOUTH CAROLINA*	Koch	McFarland	Shaddy	Martin	Biggers	Kjerstad	Fletcher	Cole	Bonfield
April 14, 2018	SOUTH CAROLINA*-1	Koch	McFarland	Shaddy	Martin	Biggers	Kjerstad	Fletcher	Cole	Bonfield
April 14, 2018	SOUTH CAROLINA*-2	Koch	McFarland	Shaddy	Martin	Biggers	Kjerstad	Fletcher	Cole	Bonfield
April 17, 2018	MISSOURI STATE	Koch	McFarland	Shaddy	Martin	Kenley	Kjerstad	Fletcher	Cole	Bonfield
April 20, 2018	at Mississippi State*	Koch	McFarland	Shaddy	Martin	Biggers	Kjerstad	Fletcher	Cole	Bonfield
April 21, 2018	at Mississippi State*-1	Koch	McFarland	Shaddy	Martin	Biggers	Kjerstad	Fletcher	Cole	Bonfield
April 21, 2018	at Mississippi State*-2	Opitz	Gates	Wilson	Martin	Biggers	Kjerstad	Fletcher	Cole	Lee

^ - Game played at Tony Gwynn Legacy (San Diego, Calif.); @ - Game played at Tony Gwynn Stadium (San Diego, Calif.);

% - Game played at Dickey-Stephens Park (North Little Rock, Ark.)



# The Last Time

## THE LAST TIME AN ARKANSAS PLAYER...

4 Hits in a game ..... Jax Biggers and Eric Cole vs. No. 4 Kentucky, March 17, 2018  
 5 Hits in a game ..... Andy Wilkins at No. 9 Oklahoma (Norman Regional), May 31, 2009  
 6 Hits in a game ..... Jeremy Jackson vs. Northeastern (Okla.), April 16, 1997

2 Hits in an inning.....Evan Lee vs. Dayton, Feb. 28, 2018

2 Doubles in a game.....Heston Kjerstad vs. #2 Florida, March 25, 2018  
 3 Doubles in a game.....Carson Shaddy vs. Nebraska, March 4, 2017  
 4 Doubles in a game .....Rodney Nye vs. La. Tech, March 31, 1998  
 2 Triples in a game ..... Jax Biggers vs. Auburn (SEC Tournament), May 25, 2017

Led off a game with a HR .....Eric Cole vs. No. 4 Kentucky, March 16, 2018  
 2 Home runs in a game .....Heston Kjerstad at Charlotte, March 21, 2018  
 3 Home runs in a game ..... Chad Spanberger vs. Auburn (SEC Tournament), May 26, 2017  
 Grand Slam ..... Jordan McFarland vs. Kent State, March 11, 2018  
 HR in consecutive AB.....Jordan McFarland vs. Kent State, March 11, 2018  
 HR in 4 straight games..... Aaron Murphree vs. OSU, So. Dakota St. & Siena, March 2-8, 2008  
 HR in 5 straight games..... Aaron Murphree vs. OSU, So. Dakota St. & Siena, March 2-8, 2008  
 HR in 6 straight games..... Aaron Murphree vs. OSU, So. Dakota St. & Siena, March 2-9, 2008  
 Pinch-hit home run .....Zack Plunkett vs. No. 4 Kentucky, March 17, 2018  
 Inside the park home run.....Eric Cole vs. Miami (Ohio), February 19, 2017  
 Back-to-Back Home Runs .....Jared Gates & Evan Lee at #2 Florida, March 25, 2018

4 Runs in a game ..... Luke Bonfield vs. Nebraska, March 4, 2017  
 5 Runs in a game .....Jordan McFarland vs. Bucknell, Feb. 17, 2018  
 6 Runs in a game .....Jeremy Jackson vs. Northeastern (Okla.), April 16, 1997

4 RBI in a game ..... Eric Cole at Mississippi State, April 20, 2018  
 5 RBI in a game .....Jordan McFarland vs. Kent State, March 11, 2018  
 6 RBI in a game .....Casey Martin vs. Dayton, Feb. 28, 2018  
 7 RBI in a game ..... Chad Spanberger vs. Auburn (SEC Tournament), May 25, 2017  
 8 RBI in a game .....Rodney Nye vs. ORU, April 14, 1999  
 9 RBI in a game .....Ryan Lundquist vs. Central Missouri St., March 4, 1997

2 Stolen bases in a game..... Jax Biggers vs. USC, March 2, 2018  
 3 Stolen bases in a game..... Andrew Benintendi vs Stephen F. Austin, April 15, 2015  
 4 Stolen bases in a game ..... Logan Forsythe vs. Ole Miss, May 19, 2007  
 Stole home..... Bobby Wernes vs. Ole Miss, March 28, 2015

2 Errors in a game .....Jax Biggers at Charlotte, March 21, 2018  
 3 Errors in a game.....Bobby Wernes, at LSU, April 12, 2014  
 4 Errors in a game.....Chris Shaddy vs. TCU, April 27, 1980

9-Inning no-hitter ..... Scott Roehl vs. Kansas St., March 20, 2001  
 9-Inning combined no-hitter .....Nick Schmidt (6.0), Brian McLelland (1.0) & Devin Collis (2.0) vs. Oklahoma State, February 12, 2006  
 7-inning combined no-hitter..... D. Taccolini (2.0), M. Cronin (3.0), & J. Alberius (2.) vs. Auburn (SEC Tournament), May 25, 2017

1-Hitter.....Trevor Stephan (7.0) at Tennessee, May 6, 2017  
 1-Hitter combined ..... Kacey Murphy (6.0 IP, 1 H) and Matt Cronin (1.0 IP, 0 H) vs. South Carolina, April 14, 2018  
 2-Hitter.....Kacey Murphy vs. Florida (SEC Tournament), May 27, 2017  
 2-Hitter combined.Loseke (4.0 IP, 1 H), Murphy (1.2 IP, 0 H), Alberius (1.2 IP, 0 H), Harris (0.2 IP, 0 H), Willey (0.2 IP, 1 H), Rodriguez (0.1 IP, 0 H) vs. Western Illinois, March 13, 2016  
 3-Hitter.....Ryne Stanek (9.0 IP), at No. 6 South Carolina, March 23, 2013  
 3-Hitter combined.....Isaiah Campbell (5.0 IP, 2 H) and Matt Cronin (2.0 IP, 1 H) vs. S. Carolina, April 14, 2018  
 Complete game .....Kacey Murphy vs. Florida (SEC Tournament), May 27, 2017  
 Complete-game shutout .....Kacey Murphy vs. Florida (SEC Tournament), May 27, 2017  
 10-inning or more start .....Dominic Taccolini at #12 Kentucky (10 innings), April 22, 2016  
 Had 10 strikeouts .....Blaine Knight at #2  
 Had 11 strikeouts ..... Trevor Stephan vs. No. 25 Vanderbilt, May 12, 2017  
 Had 12 strikeouts ..... Trevor Stephan vs. Oral Roberts (NCAA Regional), June 2, 2017  
 Had 13 strikeouts .....Trevor Stephan vs. Rhode Island, March 10, 2017  
 Had 14 strikeouts .....David Walling vs. South Carolina, May 16, 1999  
 Had 15 strikeouts ..... Nick Schmidt vs. Auburn, May 18, 2006  
 Had 16 strikeouts .....David Walling vs. Eastern Illinois, Feb. 20, 1998  
 Had 17 strikeouts.....Jess Todd vs. South Carolina (SEC Tournament), May 24, 2007

## THE LAST TIME AN ARKANSAS TEAM...

Scored 10 runs ..... ULM, April 3, 2018  
 Scored 11 runs.....vs. Missouri State, April 17, 2018  
 Scored 12 runs.....vs. Auburn (SEC Tournament), May 25, 2017  
 Scored 13 runs.....vs. No. 13 Auburn, April 7, 2018  
 Scored 14 runs .....vs. No. 4 Kentucky, March 17, 2018  
 Scored 15 runs.....vs. Nebraska, March 4, 2017  
 Scored 16 runs .....vs. No. 4 Kentucky, March 17, 2018  
 Scored 17 runs.....vs. Villanova, February 19, 2012  
 Scored 18 runs .....vs. Dayton, Feb. 28, 2018  
 Scored 19 runs .....vs. Grambling State (Fayetteville Regional), June 4, 2010  
 Scored 20 runs .....vs. Mississippi Valley State, Feb. 24, 2016  
 Scored 21 runs.....vs. Mississippi Valley State, Feb. 23, 2016  
 Scored 22 runs .....vs. Louisiana Tech, Feb. 14, 2004  
 Scored 23 runs .....Never  
 Scored 24 runs .....Missouri Southern, Feb. 11, 1998  
 Scored 25 runs.....Missouri Southern, Feb. 4, 2001  
 Scored 26 runs.....vs. Iowa (in Arlington, Texas), Feb. 14, 1997  
 Scored 27 runs .....Never  
 Scored 28 runs .....vs. Wisconsin-Milwaukee (2), Feb. 18, 2007  
 Scored 29 runs .....Morningside, April 6, 1968  
 Scored 30 runs .....at South Carolina, March 30, 1997  
 Scored 31-32 runs .....32 vs. Bucknell, Feb. 17, 2018  
 Scored 33 + runs .....33 vs. Southwest Baptist, March 21, 1984

Had 14 hits ..... at #4 Ole Miss, March 29, 2018  
 Had 15 hits .....vs. Florida (SEC Tournament), May 27, 2017  
 Had 16 hits .....vs. ULM, March 7, 2017  
 Had 17 hits .....vs. No. 13 Auburn, April 7, 2018  
 Had 18 hits .....at No. 28 Missouri State, April 11, 2017  
 Had 19 hits .....vs. No. 4 Kentucky, March 17, 2018  
 Had 20 hits .....vs. Dayton, Feb. 28, 2018  
 Had 21 hits .....Kentucky, April 28, 2001  
 Had 22 hits .....vs. Bucknell, Feb. 17, 2018  
 Had 23 hits .....Centenary, March 31, 1999  
 Had 24 hits .....Georgia, March 17, 2001  
 Had 25 hits .....at Centenary, March 23, 2005  
 Had 26-29 hits .....28 at South Carolina, March 30, 1997  
 Had 30 hits .....vs. Saint Louis, April 7, 2010  
 Had 31+ hits.....32 vs. Southwest Baptist, March 21, 1984

Hit four or more home runs in a game .....6 - Jared Gates, Luke Bonfield, Carson Shaddy, Dominic Fletcher, Grant Koch, Casey Martin vs. Bucknell, Feb. 17, 2018  
 .....5 - Biggers, Martin, Bonfield, Shaddy (2) vs. No. 4 Kentucky, March 17, 2018  
 .....4 - Casey Martin, Jordan McFarland (2), Carson Shaddy vs. Kent State, March 11, 2018  
 .....4 - E. Cole, H. Kjerstad, D. Fletcher, G. Koch at #4 Ole Miss, March 31, 2018

4 Errors in a game.....vs. ULM, April 3, 2018  
 5 Errors in a game.....vs. #2 Florida, April 14, 2016  
 6 Errors in a game .....vs. Eastern Illinois, March 5, 2016  
 7 Errors in a game .....vs. La. Tech, March 20, 2001

Was Shutout.....vs. LSU, April 9, 2017  
 Was Shutout Back-to-Back .....vs. LSU, April 23-24, 2005 (7-0, 6-0)  
 Held to 1 hit .....vs. Missouri State, May 17, 2016  
 Held to 2 hits .....vs. Ole Miss, April 27, 2017  
 Held to 3 hits .....vs. Florida, May 21, 2015 (0-10)

Swept an SEC Home Series (three games) .....vs. No. 13 Auburn, April 6-8, 2018  
 Swept an SEC Road Series (three games).....at Alabama, April 30-May 2, 2015  
 Was Swept in SEC Home Series.....vs. Alabama, May 13-15, 2016  
 Was Swept in SEC Road Series .....at Mississippi State, April 20-21, 2018  
 Swept a Non-conference Home Series.....vs. ULM, April 3-4, 2018  
 Swept a Non-conference Road Series.....at McNeese State, March 23-24, 2010  
 Was Swept in a Non-conference Home Series.....Gonzaga, March 10-11, 2015  
 Was Swept in a Non-conference Road Series .....at Nebraska, April 16, 2013  
 Won a Non-conference Home Series.....vs. ULM, April 3-4, 2018  
 Lost a Non-conference Home Series.....vs. South Alabama, February 28-March 1, 2014  
 Lost a Non-conference Road Series .....at Nebraska, April 16, 2013  
 Back-to-Back Shutouts.....UK (1-0) April 22 and UK (2-0) April 22-23, 2016  
 Most Consecutive Shutouts .....4 vs. Wisconsin (March 15-16, 1980)  
 Shut out an opponent at home .....vs. South Carolina (3-0), April 14, 2018  
 Shut out an opponent on the road .....at Tennessee (2-0), May 6, 2017  
 Shut out an SEC opponent at home .....vs. South Carolina (3-0), April 14, 2018  
 Shut out an SEC opponent on the road.....at No. 22 Texas A&M (8-0), May 20, 2017

# Game-By-Game Hitting

2018 RECORD: 28-13 • HOME: 23-3 • AWAY: 4-8 • NEUTRAL: 1-1 • SEC: 10-8 • NCAA TOURNAMENT: 0-0

Date	Opponent	AB	R	H	RBI	2B	3B	HR	BB	IBB	SB	CS	HBP	SAC	SF	GDP	K	PO	A	E	Avg
Feb 16, 2018	BUCKNELL	35	14	12	12	5	0	1	15	0	0	0	3	0	1	0	8	27	5	2	.343
Feb 17, 2018	BUCKNELL	43	32	22	30	4	0	6	15	0	1	0	3	0	3	0	7	27	2	0	.436
Feb 18, 2018	BUCKNELL	30	3	9	3	1	0	1	4	0	1	0	2	0	0	2	2	27	10	1	.398
Feb 21, 2018	vs Arizona	29	1	4	1	0	0	1	3	1	0	0	1	1	0	1	10	27	6	0	.343
Feb 23, 2018	vs Cal Poly	36	3	8	3	2	0	1	1	0	0	0	0	0	0	0	10	27	12	3	.318
Feb 24, 2018	at San Diego State	28	5	3	4	1	0	1	9	1	2	0	2	1	2	0	7	27	5	2	.289
Feb 25, 2018	at San Diego	34	6	9	6	2	0	0	2	0	0	0	2	1	0	0	11	24	5	2	.285
Feb 28, 2018	DAYTON	46	18	20	16	2	0	2	6	0	0	0	3	0	0	0	5	27	10	1	.310
Mar 01, 2018	DAYTON	33	11	11	9	2	1	2	4	0	3	0	0	0	1	1	10	27	9	0	.312
Mar 02, 2018	USC	31	4	8	4	0	0	1	2	0	3	0	1	0	0	1	2	27	13	1	.307
Mar 03, 2018	USC	33	1	9	1	2	0	1	4	0	1	0	0	0	0	2	8	27	16	0	.304
Mar 04, 2018	USC	31	7	11	6	2	1	0	8	2	0	0	2	0	0	1	7	24	7	2	.308
Mar 09, 2018	KENT STATE	32	7	10	7	2	0	3	6	0	2	2	1	0	0	0	7	27	11	0	.308
Mar 09, 2018	KENT STATE	32	4	7	4	1	0	0	2	0	0	0	1	0	1	1	11	27	12	2	.302
Mar 11, 2018	KENT STATE	34	11	10	11	3	0	4	10	0	1	0	1	0	0	1	6	27	11	1	.302
Mar 13, 2018	TEXAS	35	13	13	12	4	0	1	6	0	1	0	2	0	1	0	11	27	12	0	.306
Mar 14, 2018	TEXAS	29	7	10	6	3	0	1	7	0	0	1	0	2	0	1	5	27	10	0	.308
Mar 16, 2018	KENTUCKY	34	9	11	9	4	0	3	7	0	0	0	2	0	1	0	8	27	6	1	.309
Mar 17, 2018	KENTUCKY	43	14	19	13	1	0	5	4	0	0	0	1	0	0	0	9	27	14	0	.318
Mar 17, 2018	KENTUCKY	40	16	19	16	4	0	5	7	0	0	0	1	1	1	0	6	27	7	2	.327
March 21	at Charlotte	35	3	7	3	0	0	2	1	0	0	0	1	1	0	0	8	21	7	3	.321
Mar 23, 2018	at Florida	36	6	10	6	1	0	2	3	0	1	0	0	0	1	1	9	27	3	0	.319
Mar 24, 2018	at Florida	35	2	8	2	0	0	1	5	0	0	0	0	0	0	0	9	24	11	2	.315
Mar 25, 2018	at Florida	35	4	10	4	3	0	2	5	0	0	0	1	0	2	0	7	24	8	1	.314
Mar 27, 2018	at Memphis	35	8	9	8	1	0	1	9	0	2	1	1	0	0	1	6	27	10	0	.311
Mar 29, 2018	at Ole Miss	40	6	14	6	0	0	2	1	0	1	0	0	0	1	0	11	27	10	1	.313
Mar 30, 2018	at Ole Miss	36	4	11	4	3	0	0	5	0	0	1	0	0	1	0	12	24	15	2	.313
Mar 31, 2018	at Ole Miss	39	10	12	10	3	0	4	2	0	0	0	2	0	1	0	3	24	7	2	.313
Apr 03, 2018	ULM	37	10	12	9	1	0	1	7	0	1	0	3	2	2	1	3	30	13	4	.356
Apr 04, 2018	ULM	32	4	8	3	1	0	1	1	0	0	0	1	0	0	0	5	27	11	0	.351
Apr 06, 2018	AUBURN	31	2	7	2	3	0	1	1	0	0	0	0	0	0	0	7	27	7	0	.309
Apr 07, 2018	AUBURN	37	13	17	12	4	0	0	7	0	0	1	0	1	3	0	4	27	7	0	.314
Apr 08, 2018	AUBURN	32	5	7	4	2	0	0	7	0	1	0	0	1	0	1	10	27	6	0	.311
Apr 10, 2018	GRAMBLING STATE	33	7	10	5	2	0	0	5	0	0	0	0	0	1	0	7	27	10	1	.311
Apr 12, 2018	SOUTH CAROLINA	36	2	13	1	2	0	0	3	0	0	0	0	0	1	2	6	27	9	0	.312
Apr 14, 2018	SOUTH CAROLINA	22	2	4	1	0	0	1	3	0	0	0	1	1	0	0	6	21	3	0	.310
Apr 14, 2018	SOUTH CAROLINA	21	3	4	3	0	0	1	4	0	0	0	0	1	0	0	4	21	5	0	.308
Apr 17, 2018	MISSOURI STATE	35	11	12	11	2	1	2	7	0	1	0	2	0	1	1	6	27	10	0	.309
Apr 20, 2018	at Mississippi State	34	5	9	5	0	0	1	3	0	1	0	1	0	1	1	12	24	5	1	.308
Apr 21, 2018	at Mississippi State	38	3	13	3	1	0	2	3	0	2	0	1	0	0	1	7	24	13	1	.309
Apr 21, 2018	at Mississippi State	36	5	10	5	3	0	0	3	0	1	1	0	1	0	0	10	24	15	1	.308
<b>TOTALS</b>		<b>1403</b>	<b>301</b>	<b>432</b>	<b>280</b>	<b>77</b>	<b>3</b>	<b>63</b>	<b>207</b>	<b>4</b>	<b>26</b>	<b>7</b>	<b>42</b>	<b>14</b>	<b>26</b>	<b>20</b>	<b>302</b>	<b>1068</b>	<b>368</b>	<b>39</b>	<b>.308</b>

# Game-By-Game Pitching

2018 RECORD: 28-13 • HOME: 23-3 • AWAY: 4-8 • NEUTRAL: 1-1 • SEC: 10-8 • NCAA TOURNAMENT: 0-0

Date	Opponent	IP	H	R	ER	BB	SO	2B	3B	HR	WP	BK	HBP	DP	IBB	Score	W	L	SV	ERA
Feb 16, 2018	BUCKNELL	9.0	2	2	0	2	11	0	0	0	0	0	0	1	0	14-2	1	0	0	0.00
Feb 17, 2018	BUCKNELL	9.0	7	4	4	4	12	1	0	0	2	0	0	0	0	32-4	2	0	0	2.00
Feb 18, 2018	BUCKNELL	9.0	6	1	1	4	8	2	0	0	0	0	0	2	0	3-1	3	0	1	1.67
Feb 21, 2018	vs Arizona	9.0	2	0	0	4	11	0	0	0	0	0	1	1	0	1-0	4	0	2	1.25
Feb 23, 2018	vs Cal Poly	9.0	7	4	2	3	9	1	0	0	1	1	0	1	0	3-4	4	1	2	1.40
Feb 24, 2018	at San Diego State	9.0	5	2	1	1	12	2	1	0	0	0	0	0	0	5-2	5	1	2	1.33
Feb 25, 2018	at San Diego	8.0	12	7	6	2	7	2	0	1	2	0	0	0	0	6-7	5	2	2	2.03
Feb 28, 2018	DAYTON	9.0	10	1	0	0	9	0	0	0	0	0	1	2	0	18-1	6	2	3	1.77
Mar 01, 2018	DAYTON	9.0	4	0	0	2	13	0	0	0	0	0	2	0	0	11-0	7	2	3	1.58
Mar 02, 2018	USC	9.0	7	0	0	2	6	0	0	0	0	1	1	1	0	4-0	8	2	4	1.42
Mar 03, 2018	USC	9.0	5	3	3	5	4	2	0	0	2	0	0	1	0	1-3	8	3	4	1.56
Mar 04, 2018	USC	8.0	10	6	4	4	6	2	0	0	1	0	1	1	0	7-6	9	3	4	1.78
Mar 09, 2018	KENT STATE	9.0	7	2	2	1	11	1	0	1	3	0	0	1	0	7-2	10	3	4	1.80
Mar 09, 2018	KENT STATE	9.0	9	10	6	7	9	2	0	0	2	0	1	0	0	4-10	10	4	4	2.10
Mar 11, 2018	KENT STATE	9.0	6	4	3	4	4	0	0	0	1	0	0	3	0	11-4	11	4	4	2.17
Mar 13, 2018	TEXAS	9.0	9	4	4	2	4	1	0	3	0	0	0	3	0	13-4	12	4	5	2.28
Mar 14, 2018	TEXAS	9.0	9	5	5	7	9	3	0	0	1	2	1	2	0	7-5	13	4	6	2.44
Mar 16, 2018	KENTUCKY	9.0	12	4	4	4	10	1	0	1	0	0	1	1	0	9-4	14	4	7	2.53
Mar 17, 2018	KENTUCKY	9.0	5	2	2	4	10	0	0	1	0	0	1	0	0	14-2	15	4	7	2.50
Mar 17, 2018	KENTUCKY	9.0	14	9	5	1	11	2	0	1	1	0	1	0	0	16-9	16	4	7	2.63
March 21	at Charlotte	8.0	9	6	3	3	11	1	0	0	1	1	1	1	0	3-6	16	5	7	2.66
Mar 23, 2018	at Florida	9.0	7	3	3	4	14	1	0	2	0	0	0	0	0	6-3	17	5	8	2.68
Mar 24, 2018	at Florida	8.0	15	17	14	8	8	3	0	1	2	0	1	2	0	2-17	17	6	8	3.19
Mar 25, 2018	at Florida	8.0	5	5	4	3	6	1	1	2	2	0	0	0	0	4-5	17	7	8	3.24
Mar 27, 2018	at Memphis	9.0	11	7	6	5	11	2	0	1	2	0	0	0	0	8-7	18	7	8	3.35
Mar 29, 2018	at Ole Miss	9.0	8	4	2	2	12	1	0	1	0	0	0	2	0	6-4	19	7	9	3.30
Mar 30, 2018	at Ole Miss	8.0	9	5	4	3	6	2	0	1	2	0	1	4	0	4-5	19	8	9	3.34
Mar 31, 2018	at Ole Miss	8.0	10	11	7	5	6	1	0	2	0	0	0	1	0	10-11	19	9	9	3.49
Apr 03, 2018	ULM	10.0	7	9	4	6	12	0	0	3	2	0	1	0	0	10-9	20	9	9	3.49
Apr 04, 2018	ULM	9.0	7	0	0	1	7	1	0	0	1	0	1	2	0	4-0	21	9	9	3.38
Apr 06, 2018	AUBURN	9.0	6	1	1	1	7	0	0	1	0	0	0	0	0	2-1	22	9	10	3.30
Apr 07, 2018	AUBURN	9.0	6	2	2	2	8	0	0	2	0	0	0	1	0	13-2	23	9	10	3.26
Apr 08, 2018	AUBURN	9.0	7	4	4	2	13	2	0	0	0	0	0	0	0	5-4	24	9	10	3.28
Apr 10, 2018	GRAMBLING STATE	9.0	7	6	2	3	13	1	0	0	2	0	2	0	0	7-6	25	9	11	3.24
Apr 12, 2018	SOUTH CAROLINA	9.0	12	3	3	1	9	2	0	1	1	0	0	0	0	2-3	25	10	11	3.23
Apr 14, 2018	SOUTH CAROLINA	7.0	1	0	0	0	7	0	0	0	0	0	0	0	0	2-0	26	10	12	3.16
Apr 14, 2018	SOUTH CAROLINA	7.0	3	0	0	1	2	0	0	0	0	0	0	0	0	3-0	27	10	13	3.09
Apr 17, 2018	MISSOURI STATE	9.0	10	7	7	5	12	3	0	0	0	0	2	3	0	11-7	28	10	14	3.20
Apr 20, 2018	at Mississippi State	8.0	7	6	6	4	10	1	0	1	2	0	0	0	0	5-6	28	11	14	3.28
Apr 21, 2018	at Mississippi State	8.0	10	5	5	1	4	2	0	1	4	0	1	1	0	3-5	28	12	14	3.34
Apr 21, 2018	at Mississippi State	8.0	11	7	6	3	8	4	0	0	2	0	0	0	0	5-7	28	13	14	3.41
<b>Totals</b>		<b>356.0</b>	<b>316</b>	<b>178</b>	<b>135</b>	<b>126</b>	<b>362</b>	<b>50</b>	<b>2</b>	<b>27</b>	<b>39</b>	<b>5</b>	<b>21</b>	<b>37</b>	<b>0</b>	<b>301-178</b>	<b>28</b>	<b>13</b>	<b>14</b>	<b>3.41</b>

# Game Highs

## TEAM GAME HIGHS (2018)

### Batting

At bats:	46	vs Dayton (Feb 28, 2018)
Runs scored:	32	vs Bucknell (Feb 17, 2018)
Hits:	22	vs Bucknell (Feb 17, 2018)
RBIs:	30	vs Bucknell (Feb 17, 2018)
Doubles:	5	vs Bucknell (Feb 16, 2018)
Triples:	1	vs Dayton (Mar 01, 2018)
	1	vs USC (Mar 04, 2018)
	1	vs Missouri State (Apr 17, 2018)
Home runs:	6	vs Bucknell (Feb 17, 2018)
Total bases:	44	vs Bucknell (Feb 17, 2018)
Walks:	15	vs Bucknell (Feb 16, 2018)
	15	vs Bucknell (Feb 17, 2018)
Strikeouts:	12	at Ole Miss (Mar 30, 2018)
	12	at Mississippi State (Apr 20, 2018)
Sac hits:	2	vs Texas (Mar 14, 2018)
	2	vs ULM (Apr 03, 2018)
Sac flies:	3	vs Bucknell (Feb 17, 2018)
	3	vs Auburn (Apr 07, 2018)
Stolen bases:	3	vs Dayton (Mar 01, 2018)
	3	vs USC (Mar 02, 2018)
Hit by pitch:	3	(4 games )
Caught stealing:	2	vs Kent State (Mar 09, 2018)
Runners LOB:	16	vs Bucknell (Feb 16, 2018)
Hit into DP:	3	vs Bucknell (Feb 18, 2018)
	3	vs South Carolina (Apr 12, 2018)

### Fielding

Putouts:	30	vs ULM (Apr 03, 2018)
Assists:	16	vs USC (Mar 03, 2018)
Errors:	4	vs ULM (Apr 03, 2018)
Passed balls:	1	(8 games )
DPs turned:	4	at Ole Miss (Mar 30, 2018)

### Pitching

Innings pitched:	10.0	vs ULM (Apr 03, 2018)
Runs allowed:	17	at Florida (Mar 24, 2018)
Earned runs:	14	at Florida (Mar 24, 2018)
Walks allowed:	8	at Florida (Mar 24, 2018)
Strikeouts:	14	at Florida (Mar 23, 2018)
Hits allowed:	15	at Florida (Mar 24, 2018)
Doubles allowed:	4	at Mississippi State (Apr 21, 2018)
Triples allowed:	1	at San Diego State (Feb 24, 2018)
	1	at Florida (Mar 25, 2018)
Homers allowed:	3	vs Texas (Mar 13, 2018)
	3	vs ULM (Apr 03, 2018)
Wild pitches:	4	at Mississippi State (Apr 21, 2018)
Hit batters:	2	vs Dayton (Mar 01, 2018)
	2	vs Grambling State (Apr 10, 2018)
	2	vs Missouri State (Apr 17, 2018)

## INDIVIDUAL GAME HIGHS (2018)

### Batting

At bats:	6	(7 games )
Runs scored:	5	Jordan McFarland vs Bucknell (Feb 17, 2018)
Hits:	4	(4 games )
RBIs:	6	Casey Martin vs Dayton (Feb 28, 2018)
Doubles:	2	Eric Cole vs Texas (Mar 13, 2018)
	2	Jax Biggers vs Kentucky (Mar 16, 2018)
	2	Heston Kjerstad at Florida (Mar 25, 2018)
Triples:	1	Carson Shaddy vs Dayton (Mar 01, 2018)
	1	Eric Cole vs USC (Mar 04, 2018)
	1	Luke Bonfield vs Missouri State (Apr 17, 2018)
Home runs:	2	(5 games )
Total bases:	10	Carson Shaddy vs Kentucky (Mar 17, 2018)
Walks:	3	(11 games )
Strikeouts:	3	(9 games )
Sac hits:	1	(14 games )
Sac flies:	2	Jax Biggers vs Auburn (Apr 07, 2018)
Stolen bases:	2	Casey Martin vs Dayton (Mar 01, 2018)
	2	Jax Biggers vs USC (Mar 02, 2018)
Hit by pitch:	2	Heston Kjerstad vs Bucknell (Feb 17, 2018)
	2	Luke Bonfield at San Diego State (Feb 24, 2018)
	2	Carson Shaddy vs ULM (Apr 03, 2018)
Caught stealing:	1	(7 games )
Runners LOB:	7	Carson Shaddy at San Diego State (Feb 24, 2018)

### Fielding

Putouts:	14	Grant Koch at Florida (Mar 23, 2018)
Assists:	7	Carson Shaddy vs USC (Mar 03, 2018)
	7	Casey Opitz at Mississippi State (Apr 21, 2018)
Errors:	2	Jackson Rutledge vs Cal Poly (Feb 23, 2018 at San Diego, Calif.)
	2	Jax Biggers at Charlotte (Mar 21, 2018)
Passed balls:	1	(8 games )

### Pitching

Innings pitched:	8.0	Isaiah Campbell vs Kentucky (Mar 17, 2018)
Runs allowed:	7	Jacob Kostyshock at Florida (Mar 24, 2018)
Earned runs:	5	Jacob Kostyshock at Florida (Mar 24, 2018)
	5	Isaiah Campbell at Florida (Mar 24, 2018)
	5	Isaiah Campbell at Mississippi State (Apr 21, 2018)
Walks allowed:	4	Isaiah Campbell vs Kentucky (Mar 17, 2018)
	4	Blaine Knight at Florida (Mar 23, 2018)
	4	Isaiah Campbell at Florida (Mar 24, 2018)
Strikeouts:	10	Blaine Knight at Florida (Mar 23, 2018)
Hits allowed:	8	Kacey Murphy at Mississippi State (Apr 21, 2018)
	8	Isaiah Campbell at Mississippi State (Apr 21, 2018)
Doubles allowed:	4	Isaiah Campbell at Mississippi State (Apr 21, 2018)
Triples allowed:	1	Isaiah Campbell at San Diego State (Feb 24, 2018)
	1	Kacey Murphy at Florida (Mar 25, 2018)
Homers allowed:	2	(4 games )
Wild pitches:	2	(10 games )
Hit batters:	1	(21 games )



## #31 CALEB BOLDEN • FR • RHP • 6-2 • 188

### SEASON HIGHS

Category	High	Opponent (Last)	Date
Innings	7.0	ULM	4/4/18
Longest Start	7.0	ULM	4/4/18
Shortest Start	1.0	Missouri State	4/17/18
Longest Relief	3.0	2x (Texas)	3/14/18
Hits	7	2x (ULM)	4/4/18
Runs	3	3x (Missouri State)	4/17/18
Earned Runs	3	3x (Missouri State)	4/17/18
Walks	3	Kent State	3/9/18
Strikeouts	6	2x (Grambling St.)	4/10/18

### BOLDEN'S CAREER APPEARANCES

Caleb Bolden Game-By-Game (Freshman)  
(8 Appearances, 4 Starts)

Date	Opponent	IP	H	R-ER	BB	K	Result
2/18/18	Bucknell	3.0	2	0-0	1	0	ND
2/28/18	Dayton*	6.0	7	0-0	0	6	W, 1-0
3/9/18	Kent State	0.2	1	3-3	3	1	ND
3/14/18	Texas	3.0	1	0-0	2	3	W, 2-0
3/24/18	at No. 2 Florida	1.0	1	3-3	2	0	ND
4/3/18	ULM*	7.0	7	0-0	0	5	W, 3-0
4/10/18	Grambling St.*	5.0	4	2-2	2	6	ND
4/17/18	Missouri St.*	1.0	4	3-3	1	2	ND
<b>TOTALS</b>	<b>8 G, 4 GS</b>	<b>26.2</b>	<b>27</b>	<b>11-11</b>	<b>11</b>	<b>23</b>	<b>3-0</b>

### 2018 HIGHLIGHTS

- Made his collegiate debut against Bucknell (Feb. 18), having the longest outing of any Razorback pitcher in the game (3.0 innings).
- Picked up his first collegiate victory against Dayton (Feb. 28), throwing six scoreless innings with no walks.
- Struck out six batters in his start against Dayton, the second-most in an outing by a Hog pitcher this year.
- Earned his second victory in three appearances, working the second, third, and fourth innings against Texas (March 14).
- Was solid in his second start of the year, going a career-high 7.0 scoreless innings against ULM and striking out five.
- Tied his season high with six strikeouts in his start against Grambling State.

## #4 BRYCE BONNIN • FR • RHP • 6-1 • 190

### CAREER HIGHS

Category	High	Opponent (Last)	Date
Innings	5.0	Dayton	3/1/18
Longest Start	4.2	Kent State	3/11/18
Shortest Start	4.2	Kent State	3/11/18
Longest Relief	5.0	Dayton	3/1/18
Hits	5	at No. 4 Ole Miss	3/30/18
Runs	3	Kent State	3/11/18
Earned Runs	3	Kent State	3/11/18
Walks	3	Kent State	3/11/18
Strikeouts	6	Dayton	3/1/18

### BONNIN'S CAREER APPEARANCES

Bryce Bonnin Game-By-Game (Freshman)  
(8 Appearances, 1 Start)

Date	Opponent	IP	H	R-ER	BB	K	Result
2/16/18	Bucknell	1.0	1	2-0	0	1	ND
2/23/18	vs. Cal Poly	0.1	0	0-0	0	1	ND
3/1/18	Dayton	5.0	0	0-0	1	6	W, 1-0
3/11/18	Kent State*	4.2	3	3-3	3	3	ND
3/2/18	at Charlotte	1.0	3	1-1	0	1	ND
3/27/18	at Memphis	0.2	2	1-1	2	2	ND
3/30/18	at No. 4 Ole Miss	3.1	5	2-2	2	1	ND
<b>TOTALS</b>	<b>7 G, 1 GS</b>	<b>16.0</b>	<b>14</b>	<b>9-7</b>	<b>8</b>	<b>15</b>	<b>1-0</b>

### 2018 HIGHLIGHTS

- Made his collegiate debut against Bucknell (Feb. 16), throwing one inning and striking out one.
- Earned the victory over Dayton with five innings of relief and a season-high six strikeouts on 60 pitches.
- Started game three against Kent State (March 11), going 4.2 innings with three runs allowed and three strikeouts.

## #32 MATT CRONIN • SO • LHP • 6-2 • 190

### CAREER HIGHS

Category	High	Opponent (Last)	Date
Innings	4.0	at San Diego State	2/24/18
Longest Start	--	--	--
Shortest Start	--	--	--
Longest Relief	4.0	at San Diego State	2/24/18
Hits	4	No. 4 Kentucky	3/16/18
Runs	3	at Mississippi State	4/20/18
Earned Runs	3	at Mississippi State	4/20/18
Walks	3	vs. Auburn	5/25/17
Strikeouts	6	vs. Auburn	5/25/17

### CRONIN'S CAREER APPEARANCES

Matt Cronin 2018 Game-By-Game (Sophomore)  
(16 Appearances, 0 Starts)

Date	Opponent	IP	H	R-ER	BB	K	Result
2/18/18	Bucknell	1.0	1	0-0	0	1	W, 1-0
2/21/18	vs. Arizona	2.1	0	0-0	1	3	S, 1
2/24/18	at San Diego St.	4.0	0	0-0	0	5	W, 2-0
3/3/18	USC	2.2	2	2-2	2	2	ND
3/9/18	Kent State	1.0	0	0-0	0	1	ND
3/14/18	Texas	1.2	1	0-0	0	2	S, 2
3/16/18	No. 4 Kentucky	2.2	4	2-2	0	4	S, 3
3/23/18	at No. 2 Florida	2.0	1	0-0	0	4	S, 4
3/25/18	at No. 2 Florida	1.2	1	1-1	0	0	ND
3/29/18	at No. 4 Ole Miss	3.0	1	0-0	1	5	S, 5
3/31/18	at No. 4 Ole Miss	2.0	1	2-2	1	1	ND
4/6/18	No. 13 Auburn	2.2	0	0-0	0	1	S, 6
4/10/18	Grambling St.	1.0	0	0-0	0	1	S, 7
4/14/18	South Carolina	1.0	0	0-0	0	1	S, 8
4/14/18	South Carolina	2.0	1	0-0	0	1	S, 9
4/20/18	at Mississippi St.	2.0	1	3-3	3	5	L, 2-1
<b>TOTALS</b>	<b>16 G, 0 GS</b>	<b>29.2</b>	<b>13</b>	<b>10-10</b>	<b>7</b>	<b>31</b>	<b>2-1 (9 SV)</b>

Matt Cronin 2017 Game-By-Game (Freshman)  
(15 Appearances, 0 Starts)

Date	Opponent	IP	H	R-ER	BB	K	Result
3/4/17	vs. Nebraska	1.0	0	0-0	0	2	ND
3/8/17	ULM	2.0	0	0-0	2	3	ND
3/15/17	Alcorn State	2.0	2	1-1	0	4	ND
3/22/17	New Orleans	0.0	0	1-1	1	0	ND
4/1/17	at Alabama	1.0	1	0-0	1	1	ND
4/5/17	Grand Canyon	1.0	0	0-0	0	2	ND
4/11/17	at Missouri State	1.2	1	0-0	1	2	W, 1-0
4/18/17	Memphis	1.1	2	0-0	0	2	W, 2-0
4/25/17	vs. Kansas State	3.0	2	0-0	1	5	ND
5/19/17	at No. 22 Texas A&M	0.1	0	0-0	0	0	ND
5/25/17	vs. Auburn	3.0	0	0-0	3	6	W, 3-0
5/28/17	vs. LSU	0.1	0	0-0	0	1	ND
6/2/17	Oral Roberts	0.1	0	0-0	0	1	ND
6/3/17	Missouri State	0.0	0	1-1	1	0	L, 3-1
6/4/17	Missouri State	1.0	0	1-1	2	2	ND
<b>TOTALS</b>	<b>15 G, 0 GS</b>	<b>18.0</b>	<b>8</b>	<b>4-4</b>	<b>12</b>	<b>31</b>	<b>3-1</b>

### 2018 HIGHLIGHTS

- Picked up the win in game three against Bucknell after pitching a scoreless inning with one strikeout.
- Earned the save against Arizona, pitching the final 2.1 innings and retiring seven of the final eight batters.
- Won his second game in three appearances after throwing four innings at San Diego State and striking out five.
- The four innings against the Aztecs was a career high.
- Earned his second save against Texas, throwing the final 1.2 innings, while also getting out of bases loaded jam with the tying run on third.
- The nine saves tops his total of one from 2017. Is one of five Razorbacks with at least one save in 2018.
- Has eight saves in his last 10 outings, most recently in both games of the doubleheader against South Carolina.

## #35 JACOB KOSTYSHOCK • SO • RHP • 6-4 • 172

### CAREER HIGHS

Category	High	Opponent (Last)	Date
Innings	3.2	at No. 2 Florida	3/24/18
Longest Start	--	--	--
Shortest Start	--	--	--
Longest Relief	3.2	at No. 2 Florida	3/24/18
Hits	7	at No. 2 Florida	3/24/18
Runs	7	at No. 2 Florida	3/24/18
Earned Runs	5	at No. 2 Florida	3/24/18
Walks	3	vs. Nebraska	3/4/17
Strikeouts	3	at San Diego	2/25/18

### KOSTYSHOCK'S CAREER APPEARANCES

Jacob Kostyshock 2018 Game-By-Game (Sophomore)  
(8 Appearances, 0 Starts)

Date	Opponent	IP	H	R-ER	BB	K	Result
2/17/18	Bucknell	1.0	0	0-0	0	2	ND
2/25/18	at San Diego	3.0	3	0-0	0	3	ND
3/9/18	Kent State - 1	1.0	1	0-0	1	1	ND
3/9/18	Kent State - 2	0.1	1	0-0	0	0	ND
3/13/18	Texas	3.0	4	2-2	2	1	S, 1
3/21/18	at Charlotte	1.0	2	1-1	0	0	ND
3/24/18	at No. 2 Florida	3.2	7	7-5	2	2	ND
3/31/18	at No. 4 Ole Miss	0.1	1	2-2	1	0	ND
<b>TOTALS</b>	<b>8 G, 0 GS</b>	<b>13.1</b>	<b>19</b>	<b>12-10</b>	<b>6</b>	<b>9</b>	<b>0-0 (1 SV)</b>

Jacob Kostyshock 2017 Game-By-Game (Freshman)  
(6 Appearances, 0 Starts)

Date	Opponent	IP	H	R-ER	BB	K	Result
3/4/17	vs. Nebraska	0.2	2	3-3	3	2	ND
3/8/17	ULM	2.0	0	0-0	0	2	ND
3/15/17	Alcorn State	1.0	0	0-0	0	0	ND
4/4/17	Grand Canyon	0.2	3	1-1	0	1	ND
4/13/17	Georgia	0.0	0	0-0	2	0	ND
4/25/17	vs. Kansas State	1.0	1	0-0	1	1	W, 1-0
<b>TOTALS</b>	<b>6 G, 0 GS</b>	<b>5.2</b>	<b>6</b>	<b>4-4</b>	<b>6</b>	<b>6</b>	<b>1-0</b>

### 2018 HIGHLIGHTS

- Threw a career-high three scoreless innings at San Diego, while striking out three batters, also a career-high.
- Has come out of the bullpen in three of the last four games, allowing just two earned runs in 4.1 innings.
- Picked up his first save of the year against Texas (March 13), throwing the last three innings in a 13-4 victory.
- Equaled his appearance total from 2017 by throwing one inning at Charlotte (March 21).

**#27 EVAN LEE • SO • LHP • 6-2 • 190**

## CAREER HIGHS

Category	High	Opponent (Last)	Date
Innings	4.1	Kent State	3/11/18
Longest Start	1.0	at Louisiana Tech	3/1/17
Shortest Start	1.0	2x (at No. 4 Ole Miss)	3/30/18
Longest Relief	4.1	Kent State	3/11/18
Hits	5	No. 4 Kentucky	3/17/18
Runs	3	3x (at No. 4 Ole Miss)	3/30/18
Earned Runs	3	at Louisiana Tech	3/1/17
Walks	2	2x (Missouri State)	4/17/18
Strikeouts	4	No. 4 Kentucky	3/17/18

### LEE'S CAREER APPEARANCES

Evan Lee 2018 Game-By-Game (Sophomore)  
(8 Appearances, 1 Starts)

Date	Opponent	IP	H	R-ER	BB	K	Result
2/17/18	Bucknell	1.0	1	1-1	2	0	ND
2/25/18	at San Diego	1.1	2	2-2	1	2	L, 0-1
3/11/18	Kent State	4.1	2	0-0	0	1	W, 1-1
3/17/18	No. 4 Kentucky	2.0	5	3-2	0	4	ND
3/30/18	at No. 4 Ole Miss*	1.0	4	3-2	1	0	L, 1-2
4/3/18	ULM	0.2	1	0-0	0	1	W, 2-2
4/12/18	South Carolina	1.2	3	0-0	0	1	ND
4/17/18	Missouri St.	1.0	3	2-2	2	0	ND
<b>TOTALS</b>	<b>8 G, 1 GS</b>	<b>14.0</b>	<b>20</b>	<b>11-9</b>	<b>6</b>	<b>5</b>	<b>2-2</b>

Evan Lee 2017 Game-By-Game (Freshman)  
(13 Appearances, 1 Start)

Date	Opponent	IP	H	R-ER	BB	K	Result
2/26/17	Bryant	1.0	0	0-0	0	1	ND
3/1/17	at Louisiana Tech*	1.0	2	3-3	0	0	ND
3/5/17	vs. #30 Oklahoma St.	2.1	1	1-0	1	2	ND
3/15/17	Alcorn State	1.0	0	0-0	1	2	ND
3/17/17	Mississippi St.	0.1	0	0-0	0	0	ND
4/5/17	Grand Canyon	2.0	3	1-1	1	2	ND
4/11/17	at Missouri State	1.0	2	0-0	0	2	ND
4/18/17	Memphis	2.0	0	0-0	1	2	ND
4/22/17	at #10 Auburn	0.1	0	0-0	1	1	ND
4/23/17	at #10 Auburn	1.2	3	2-2	0	2	ND
4/28/17	Ole Miss	1.0	0	0-0	0	0	S, 1
5/18/17	at No. 22 Texas A&M	0.1	0	0-0	0	0	ND
5/25/17	vs. Mississippi St.	0.0	0	0-0	1	0	ND
6/4/17	Missouri State	0.1	0	0-0	0	1	S, 2
6/5/17	Missouri State	0.2	0	0-0	0	2	ND
<b>TOTALS</b>	<b>13 G, 1 GS</b>	<b>15.0</b>	<b>12</b>	<b>7-6</b>	<b>6</b>	<b>17</b>	<b>0-0 (2 SV)</b>

## 2018 HIGHLIGHTS

- Earned his first victory of the year, throwing an effective 4.1 innings against Kent State (March 11) and not giving up a run.
- The 4.1 innings against the Golden Flashes ended up being a career long.
- Got the win and a home run in the 10-9 win in 10 innings over ULM (April 3), a feat that hadn't been accomplished since Brett Eibner in 2010.

**#28 KOLE RAMAGE • FR • RHP • 6-1 • 201**

## CAREER HIGHS

Category	High	Opponent (Last)	Date
Innings	3.2	at No. 4 Ole Miss	3/30/18
Longest Start	1.2	No. 4 Kentucky	3/17/18
Shortest Start	1.2	No. 4 Kentucky	3/17/18
Longest Relief	3.2	at No. 4 Ole Miss	3/30/18
Hits	3	2x (Grambling St.)	4/10/18
Runs	5	ULM	4/3/18
Earned Runs	2	2x (No. 4 Kentucky)	3/17/18
Walks	2	2x (ULM)	4/3/18
Strikeouts	5	2x (Grambling St.)	4/10/18

### RAMAGE'S CAREER APPEARANCES

Kole Ramage 2018 Game-By-Game (Freshman)  
(14 Appearances, 1 Start)

Date	Opponent	IP	H	R-ER	BB	K	Result
2/16/18	Bucknell	2.0	1	0-0	0	4	ND
2/25/18	at San Diego	1.0	3	3-2	1	0	ND
3/1/18	Dayton	2.0	2	0-0	0	3	ND
3/9/18	Kent State	2.0	2	1-1	0	4	ND
3/11/18	Kent State	0.0	1	1-0	1	0	ND
3/14/18	Texas	2.2	2	0-0	2	3	ND
3/17/18	No. 4 Kentucky*	1.2	2	4-1	1	2	ND
3/21/18	at Charlotte	1.0	2	1-1	0	1	L, 0-1
3/30/18	at No. 4 Ole Miss	3.2	0	0-0	0	5	ND
4/3/18	ULM	1.1	1	5-1	2	1	ND
4/10/18	Grambling St.	2.2	3	4-0	1	5	ND
4/12/18	South Carolina	0.1	1	0-0	0	1	ND
4/17/18	Missouri St.	1.2	0	0-0	0	2	W, 1-1
4/21/18	at Mississippi St.	0.1	1	0-0	0	1	ND
<b>TOTALS</b>	<b>14 G, 1 GS</b>	<b>20.2</b>	<b>18</b>	<b>14-5</b>	<b>6</b>	<b>30</b>	<b>1-1</b>

## #11 KEATON MCKINNEY • R-JR • RHP • 6-5 • 235

### CAREER HIGHS

Category	High	Opponent (Last)	Date
Innings	8.0	Alabama	3/31/17
Longest Start	8.0	Alabama	3/31/17
Shortest Start	2.0	2x (at Ok. St.)	3/29/16
Longest Relief	4.1	W. Illinois	3/12/16
Hits	8	at Auburn	4/21/17
Runs	8	at Auburn	4/21/17
Earned Runs	8	at Auburn	4/21/17
Walks	4	at Auburn	4/21/17
Strikeouts	11	Mississippi St.	3/17/17

### CAREER VS. 2017 OPPONENTS

Team	ERA	W-L	G-GS	IP	H	R	ER	BB-K
Arizona	1.50	0-1	1-1	6.0	5	2	1	0-10
Florida	0.00	--	1-0	1.0	2	1	0	1-1
Ole Miss	4.05	0-1	2-1	11.1	10	5	5	3-16
ULM	0.00	--	1-0	3.0	1	0	0	1-3
Auburn	34.29	0-1	1-1	2.1	8	8	8	4-1
Grambling St.	0.00	--	1-0	2.0	3	0	0	0-0
Missouri St.	6.00	--	2-1	6.0	4	4	4	3-8
Mississippi St.	1.57	2-0	3-3	17.2	13	5	3	2-21
Alabama	2.21	1-0	2-2	12.2	7	3	3	1-11
LSU	0.00	1-0	2-1	9.2	9	5	0	5-14
Texas A&M	1.11	1-1	3-1	8.1	6	2	1	0-3
Georgia	1.50	1-0	1-1	6.0	5	1	1	1-5

### 2016 HIGHLIGHTS

- Made 13 appearances with 12 starts to finish with a 6.66 ERA and a 1-5 record
- Part of starting rotation for majority of season, pitching 52.2 innings and striking out 31
- All decisions came in conference play with win coming against Auburn (March 26)
- Threw 6.0 scoreless innings in win over Auburn, giving up just three hits with three strikeouts ... Had a 6.75 ERA in conference play
- Tied a career-high of five strikeouts twice during season, vs. No. 2 Florida (April 15) and No. 2 Texas A&M (May 1)
- Went a season-long 7.0 innings vs. Eastern Illinois (March 6), giving up just one earned run while scattering four hits
- Recorded two or more strikeouts in eight of last nine appearances, all in SEC play.

### 2015 HIGHLIGHTS

- >>> SEC All-Freshman Team (Coaches)
- >>> Louisville Slugger Freshman All-America
- >>> SEC Pitcher of the Week (May 4)
- >>> SEC Freshman of the Week (May 18)

- Came on strong at the end of the season, posting a 5-1 record over his final 10 starts to help anchor the starting rotation
- Named to the SEC All-Freshman Team (Coaches) after going 5-0 in conference play with a 2.90 earned run average
- Earned Louisville Slugger Freshman All-America honors, becoming the 18th Freshman All-American in program history
- Was named SEC Pitcher and Freshman of the Week during the season, the only player in the league to earn both honors
- Named SEC Pitcher of the Week (May 4) after tossing a two-hit shutout at

## MCKINNEY'S CAREER APPEARANCES

### Keaton McKinney 2015 Game-By-Game (Freshman) (21 Appearances, 18 Starts)

Date	Opponent	IP	H	R-ER	BB	K	Result
2/13/15	North Dakota	3.1	4	1-1	1	2	ND
2/22/15	vs. Maryland*	5.0	3	1-1	2	4	ND
3/3/15	Eastern Illinois*	4.0	1	0-0	3	3	W, 1-0
3/8/15	Loyola Marymount*	3.1	3	4-4	1	3	L, 1-1
3/14/15	at Vanderbilt*	2.0	6	3-3	1	1	ND
3/17/15	SE Missouri St.*	5.0	1	1-1	3	3	ND
3/20/15	LSU	1.0	5	4-4	1	0	ND
3/25/15	at Memphis*	4.0	6	2-1	1	2	ND
3/28/15	Ole Miss*	3.0	1	1-0	2	4	ND
3/31/15	Missouri State	2.0	0	0-0	1	2	ND
4/5/15	at Auburn*	3.1	5	2-2	2	0	ND
4/12/15	Kentucky*	9.0	5	3-3	1	5	W, 2-1
4/19/15	at Texas A&M*	5.1	7	2-2	4	3	W, 3-1
4/26/15	Mississippi St.*	5.1	6	1-0	2	1	ND
5/2/15	at Alabama*	9.0	2	0-0	1	2	W, 4-1
5/10/15	Tennessee*	4.2	3	2-2	0	2	W, 5-1
5/15/15	at Georgia*	7.0	4	0-0	3	4	W, 6-1
5/20/15	vs. Florida*	1.0	0	3-3	3	1	ND
5/30/15	at Oklahoma St.*	4.0	4	2-2	2	1	ND
6/6/15	Missouri State*	1.1	3	1-1	3	0	L, 6-2
6/15/15	vs. Miami*	4.1	2	1-1	1	3	ND
<b>TOTALS</b>	<b>21 G, 18 GS</b>	<b>87.0</b>	<b>71</b>	<b>34-31</b>	<b>38</b>	<b>46</b>	<b>6-2</b>

### Keaton McKinney 2017 Game-By-Game (Sophomore) (13 Appearances, 12 Starts)

Date	Opponent	IP	H	R-ER	BB	K	Result
2/21/16	Central Michigan*	4.0	4	3-2	2	1	ND
2/28/16	vs. Texas Tech*	0.2	3	5-5	2	1	ND
3/6/16	Eastern Illinois*	7.0	4	2-1	1	1	ND
3/12/16	Western Illinois*	3.2	5	3-3	4	1	ND
3/20/16	at South Carolina*	4.2	7	4-3	0	4	ND
3/26/16	Auburn*	6.0	3	0-0	5	3	W, 1-0
4/2/16	Missouri*	3.2	6	6-6	4	2	L, 1-1
4/10/16	at Ole Miss	2.0	4	2-2	0	1	ND
4/15/16	Florida*	4.0	5	3-3	3	2	L, 1-2
4/23/16	at Kentucky*	3.1	4	3-3	3	2	ND
5/1/16	Texas A&M*	5.2	6	5-1	1	5	L, 1-3
5/8	at LSU*	4.1	4	4-4	3	2	L, 1-4
5/14	Alabama*	3.2	3	6-6	5	3	L, 1-5
<b>TOTALS</b>	<b>13 G, 12 GS</b>	<b>52.2</b>	<b>58</b>	<b>46-39</b>	<b>34</b>	<b>31</b>	<b>1-5</b>

### Keaton McKinney 2018 Game-By-Game (R-Junior) (1 Appearance, 11 Starts)

Date	Opponent	IP	H	R-ER	BB	K	Result
2/18/18	Bucknell*	2.0	1	1-1	2	2	ND



#46 BARRETT LOSEKE • JR • RHP • 6-0 • 180

## CAREER HIGHS

Category	High	Opponent (Last)	Date
Innings	4.2	Rhode Island	3/10/17
Longest Start	4.0	2x (at S. Carolina)	3/19/16
Shortest Start	1.0	at Ole Miss	4/10/16
Longest Relief	4.2	Rhode Island	3/10/17
Hits	4	3x (at San Diego)	2/25/18
Runs	3	5x (Missouri State)	6/4/17
Earned Runs	3	4x (Memphis)	4/18/17
Walks	3	4x (Memphis)	4/18/17
Strikeouts	8	at Charlotte	3/21/18

## LOSEKE'S CAREER APPEARANCES

Barrett Loseke 2018 Game-By-Game (Junior)  
(10 Appearances, 2 Starts)

Date	Opponent	IP	H	R-ER	BB	K	Result
2/16/18	Bucknell	1.0	0	0-0	0	2	ND
2/25/18	at San Diego*	2.2	4	2-2	0	2	ND
3/4/18	USC	0.0	1	2-2	1	0	ND
3/14/18	Texas	0.1	2	1-1	1	1	ND
3/21/18	at Charlotte*	3.0	0	0-0	1	8	ND
3/27/18	at Memphis	4.1	2	1-1	1	2	ND
3/31/18	at No. 4 Ole Miss	1.0	2	2-2	2	1	ND
4/3/18	ULM	2.0	0	0-0	2	5	ND
4/7/18	No. 13 Auburn	2.0	1	0-0	2	1	ND
4/12/18	South Carolina	2.0	2	2-2	1	2	L, 0-1
<b>TOTALS</b>	<b>10 G, 2 GS</b>	<b>18.1</b>	<b>14</b>	<b>10-10</b>	<b>11</b>	<b>24</b>	<b>0-1</b>

Barrett Loseke 2017 Game-By-Game (Sophomore)  
(15 Appearances, 2 Starts)

Date	Opponent	IP	H	R-ER	BB	K	Result
2/19/17	Miami (Ohio)	1.0	0	0-0	2	2	ND
2/26/17	Bryant	2.1	4	3-3	2	3	ND
3/1/17	at Louisiana Tech	4.0	1	0-0	1	7	W, 1-0
3/10/17	Rhode Island	4.2	3	0-0	0	3	W, 2-0
3/18/17	Mississippi St.	0.0	0	0-0	1	0	ND
3/22/17	New Orleans	3.1	1	0-0	1	4	W, 3-0
3/26/17	at #18 Missouri	0.1	3	2-2	1	0	ND
4/5/17	Grand Canyon*	2.0	0	0-0	2	2	ND
4/7/17	#13 LSU	1.0	3	0-0	0	1	ND
4/11/17	at Missouri State	1.0	1	2-2	1	1	ND
4/13/17	Georgia	1.2	0	0-0	1	2	ND
4/18/17	Memphis*	3.0	3	3-3	3	2	ND
4/23/17	at #10 Auburn	0.1	1	0-0	0	0	ND
4/25/17	vs. Kansas State	0.1	1	2-2	1	0	ND
6/4/17	Missouri State	0.2	2	3-0	1	1	ND
<b>TOTALS</b>	<b>15 G, 2 GS</b>	<b>25.2</b>	<b>23</b>	<b>15-12</b>	<b>17</b>	<b>28</b>	<b>3-0</b>

Barrett Loseke 2016 Game-By-Game (Freshman)  
(17 Appearances, 6 Starts)

Date	Opponent	IP	H	R-ER	BB	K	Result
2/20/16	Central Michigan	0.1	1	0-0	0	0	ND
2/23/16	Mississippi Valley St.	2.0	1	0-0	0	3	ND
2/28/16	vs. #23 Texas Tech	1.1	2	0-0	3	3	ND
3/9/16	Gonzaga	3.0	1	0-0	1	1	ND
3/13/16	Western Illinois*	4.0	1	0-0	1	4	W, 1-0
3/19/16	at #12 South Carolina*	4.0	3	2-2	3	3	ND
3/27/16	Auburn*	2.2	4	1-1	1	2	ND
4/3/16	Missouri*	3.1	2	3-3	1	4	L, 1-1
4/10/16	at #14 Ole Miss*	1.0	2	3-3	2	3	L, 1-2
4/12/16	ULM	1.0	1	0-0	0	1	ND
4/16/16	#2 Florida	0.2	0	0-0	3	2	ND
4/26/16	#18 Oklahoma St.	1.0	0	0-0	1	0	ND
4/30/16	#2 Texas A&M-2	3.2	2	0-0	0	4	ND
5/6/16	at #13 LSU	0.0	0	0-0	2	0	ND
5/8/16	at #13 LSU	1.2	1	0-0	1	2	ND
5/17	Missouri St.*	2.0	2	2-2	1	1	L, 1-3
5/20/16	at #4 Mississippi St.	1.0	1	0-0	0	2	ND
<b>TOTALS</b>	<b>17 G, 6 GS</b>	<b>32.2</b>	<b>24</b>	<b>11-11</b>	<b>20</b>	<b>35</b>	<b>1-3</b>

## 2018 HIGHLIGHTS

- Made his first start of the year at San Diego, throwing 2.2 innings and allowing two runs on four hits with two strikeouts.
- Has started at least one game every year since 2016.
- Struck out a career-high eight batters at Charlotte (March 21) out of a possible nine batters faced.
- Recorded his second-straight outing of three innings or more by throwing 4.1 innings out of the bullpen against Memphis (March 27).
- Has only allowed two earned runs in his last 7.2 innings.

# Pitchers

#34 JAKE REINDL • JR • RHP • 6-1 • 200

## CAREER HIGHS

Category	High	Opponent (Last)	Date
Innings	7.0	No. 13 Auburn	4/8/18
Longest Start	2.2	at Memphis	3/27/18
Shortest Start	2.2	at Memphis	3/27/18
Longest Relief	7.0	No. 13 Auburn	4/8/18
Hits	6	2x (at Memphis)	3/27/18
Runs	5	at Memphis	3/27/18
Earned Runs	4	at Memphis	3/27/18
Walks	3	2x (No. 4 Kentucky)	3/16/18
Strikeouts	9	No. 13 Auburn	4/8/18

## REINDL'S CAREER APPEARANCES

Jake Reindl 2018 Game-By-Game (Junior)  
(13 Appearances, 1 Starts)

Date	Opponent	IP	H	R-ER	BB	K	Result
2/18/18	Bucknell	1.0	1	0-0	0	1	S, 1
2/23/18	vs. Cal Poly	2.0	2	1-1	1	1	L, 0-1
3/4/18	USC	3.0	4	3-2	0	4	ND
3/9/18	Kent State	2.1	2	1-1	1	3	ND
3/14/18	Texas	0.1	3	2-2	0	0	ND
3/16/18	No. 4 Kentucky	1.2	2	0-0	3	2	W, 1-1
3/21/18	at Charlotte	0.0	1	2-0	0	0	ND
3/27/18	at Memphis*	2.2	6	5-4	1	5	ND
4/3/18	ULM	3.0	3	0-0	0	3	ND
4/8/18	No. 13 Auburn	7.0	1	1-1	2	9	W, 2-1
4/17/18	Missouri St.	4.0	1	0-0	1	7	ND
4/20/18	at Mississippi St.	0.1	1	0-0	0	0	ND
4/21/18	at Mississippi St.	2.1	3	1-1	0	2	ND
<b>TOTALS</b>	<b>13 G, 1 GS</b>	<b>30.1</b>	<b>30</b>	<b>15-12</b>	<b>9</b>	<b>37</b>	<b>2-1 (1 SV)</b>

Jake Reindl 2017 Game-By-Game (Sophomore)  
(24 Appearances, 0 Starts)

Date	Opponent	IP	H	R-ER	BB	K	Result
2/17/17	Miami (Ohio)	3.0	2	0-0	0	3	ND
2/24/17	Bryant	0.1	1	2-2	1	0	ND
3/1/17	at Louisiana Tech	2.0	3	0-0	0	2	ND
3/5/17	vs. #14 Oklahoma St.	0.0	0	0-0	1	0	ND
3/14/17	Alcorn State	2.1	4	1-1	1	1	ND
3/22/17	New Orleans	0.2	2	1-1	1	1	ND
3/25/17	at #18 Missouri	2.2	2	0-0	0	4	ND
4/1/17	at Alabama	2.2	0	0-0	0	5	ND
4/4/17	Grand Canyon	2.1	0	0-0	0	1	ND
4/9/17	#13 LSU	5.2	2	1-1	0	5	ND
4/14/17	Georgia	2.0	1	0-0	2	1	W, 1-0
4/18/17	Memphis	1.2	3	4-4	0	0	ND
4/22/17	at #10 Auburn	3.0	2	0-0	1	6	S, 1
4/25/17	vs. Kansas State	1.1	1	0-0	1	1	ND
4/28/17	Ole Miss	6.1	6	1-1	3	5	W, 2-0
5/4/17	at Tennessee	0.1	2	2-0	1	0	L, 2-1
5/12/17	#25 Vanderbilt	0.0	0	0-0	1	0	ND
5/14/17	#25 Vanderbilt	4.1	3	0-0	0	6	S, 2
5/18/17	at No. 22 Texas A&M	2.0	1	1-1	1	2	W, 3-1
5/25/17	vs. Mississippi St.	1.0	1	1-0	1	1	ND
5/26/17	vs. Mississippi St.	2.1	0	0-0	0	1	ND
6/3/17	Missouri State	1.0	0	0-0	1	0	ND
6/4/17	Oral Roberts	2.1	0	0-0	0	3	S, 3
6/4/17	Missouri State	1.1	3	2-2	0	1	W, 4-1
<b>TOTALS</b>	<b>24 G, 0 GS</b>	<b>50.2</b>	<b>39</b>	<b>16-13</b>	<b>16</b>	<b>49</b>	<b>4-1 (3 SV)</b>

Jake Reindl 2016 Game-By-Game (Freshman)  
(6 Appearances, 0 Starts)

Date	Opponent	IP	H	R-ER	BB	K	Result
2/24/16	Mississippi Valley St.	1.0	0	0-0	0	2	ND
3/9/16	Gonzaga	0.1	2	2-2	0	0	ND
3/15/16	Grambling St.	1.0	1	0-0	0	0	ND
a5/17/16	Missouri St.	1.0	1	0-0	0	1	ND
5/19/16	at #4 Mississippi St.	0.2	0	0-0	0	1	ND
<b>TOTALS</b>	<b>6 G, 0 GS</b>	<b>5.0</b>	<b>6</b>	<b>3-3</b>	<b>0</b>	<b>5</b>	<b>0-0</b>

#99 JACKSON RUTLEDGE • FR • RHP • 6-8 • 258

## SEASON HIGHS

Category	High	Opponent (Last)	Date
Innings	3.0	2x (ULM)	4/3/18
Longest Start	3.0	ULM	4/3/18
Shortest Start	3.0	ULM	4/3/18
Longest Relief	3.0	USC	3/2/18
Hits	2	ULM	4/3/18
Runs	4	ULM	4/3/18
Earned Runs	3	ULM	4/3/18
Walks	2	ULM	4/3/18
Strikeouts	4	Bucknell	2/18/18

## RUTLEDGE'S CAREER APPEARANCES

Jackson Rutledge 2018 Game-By-Game (Freshman)  
(10 Appearances, 1 Starts)

Date	Opponent	IP	H	R-ER	BB	K	Result
2/18/18	Bucknell	2.0	1	0-0	1	4	ND
2/23/18	vs. Cal Poly	0.2	0	2-0	1	0	ND
3/2/18	USC	3.0	1	0-0	1	2	S, 1
3/4/18	USC	1.0	0	0-0	1	0	W, 1-0
3/21/18	at Charlotte	1.0	1	0-0	0	0	ND
3/23/18	at No. 2 Florida	0.1	1	0-0	0	0	ND
3/27/18	at Memphis	1.1	1	0-0	1	2	W, 2-0
3/31/18	at No. 4 Ole Miss	0.1	1	1-0	1	0	ND
4/3/18	ULM	3.0	2	4-3	2	2	ND
4/10/18	Grambling St.	0.1	1	0-0	0	1	W, 3-0
<b>TOTALS</b>	<b>10 G, 1 GS</b>	<b>13.0</b>	<b>9</b>	<b>7-3</b>	<b>8</b>	<b>11</b>	<b>3-0 (1 SV)</b>

## 2018 HIGHLIGHTS

- Made his collegiate debut against Bucknell (Feb. 18), striking out a team-high four over two innings.
- Picked up his first collegiate save against USC (March 2), going the final three innings with just one hit allowed and one walk.
- Also earned his first win in the series finale against USC (March 4), pitching a scoreless top half of the eighth, allowing his teammates to get the walk-off hit in the bottom half.
- Made his first start against ULM (April 3), going three innings with two hits and four runs allowed.

# Pitchers

**#57 CODY SCROGGINS • R-SO • RHP • 6-0 • 190**

## CAREER HIGHS

Category	High	Opponent (Last)	Date
Innings	2.0	ULM	4/4/18
Longest Start	--	--	--
Shortest Start	--	--	--
Longest Relief	2.0	ULM	4/4/18
Hits	2	at LSU	5/8/16
Runs	1	5x (at Miss. St.)	4/21/18
Earned Runs	1	5x (at Miss. St.)	4/21/18
Walks	2	vs. Arizona	2/21/18
Strikeouts	2	2x (ULM)	4/4/18

## SCROGGINS' CAREER APPEARANCES

Cody Scroggins 2018 Game-By-Game (R-Sophomore)  
(8 Appearances, 0 Starts)

Date	Opponent	IP	H	R-ER	BB	K	Result
2/17/18	Bucknell	1.0	0	0-0	0	2	ND
2/21/18	vs. Arizona	0.2	1	0-0	2	2	ND
3/3/18	USC	1.0	0	0-0	0	0	ND
3/9/18	Kent State	0.0	0	1-1	1	0	ND
3/21/18	at Charlotte	0.1	0	1-0	1	1	ND
4/4/18	ULM	2.0	0	0-0	1	2	ND
4/12/18	South Carolina	1.0	0	0-0	0	1	ND
4/21/18	at Mississippi St.	0.2	0	1-1	1	0	ND
<b>TOTALS</b>	<b>8 G, 0 GS</b>	<b>6.2</b>	<b>1</b>	<b>3-2</b>	<b>6</b>	<b>8</b>	<b>0-0</b>

Cody Scroggins 2017 Game-By-Game (Sophomore)  
(3 Appearances, 0 Starts)

Date	Opponent	IP	H	R-ER	BB	K	Result
2/18/17	Miami (Ohio)	1.0	1	0-0	0	1	ND
2/24/17	Bryant	0.0	1	1-1	1	0	ND
3/1/17	at Louisiana Tech	1.1	1	0-0	0	0	ND
<b>TOTALS</b>	<b>3 G, 0 GS</b>	<b>2.1</b>	<b>3</b>	<b>1-1</b>	<b>1</b>	<b>1</b>	<b>0-0</b>

Cody Scroggins 2016 Game-By-Game (Freshman)  
(4 Appearances, 0 Starts)

Date	Opponent	IP	H	R-ER	BB	K	Result
4/3/16	Missouri	1.0	0	0-0	0	0	ND
4/8/16	at #14 Ole Miss	1.0	0	0-0	1	1	ND
4/15/16	#2 Florida	1.0	1	1-1	1	0	ND
5/8/16	at #13 LSU	0.1	2	1-1	0	0	ND
<b>TOTALS</b>	<b>4 G, 0 GS</b>	<b>3.1</b>	<b>3</b>	<b>2-2</b>	<b>2</b>	<b>1</b>	<b>0-0</b>

## 2018 HIGHLIGHTS

- Came back from Tommy John surgery in 2017 to full health in 2018.
- Has yet to give up a run in three appearances and 2.2 innings pitched.
- Set career-high with two strikeouts against Bucknell (Feb. 17) and Arizona (Feb. 21).
- Transitioned from infielder to pitcher at tail end of freshman year.

**#88 ZEBULON VERMILLION • FR • RHP • 6-4 • 208**

## SEASON HIGHS

Category	High	Opponent (Last)	Date
Innings	3.0	USC	3/2/18
Longest Start	--	--	--
Shortest Start	--	--	--
Longest Relief	3.0	USC	3/2/18
Hits	1	4x (at Miss. St.)	4/21/18
Runs	2	Bucknell	2/18/18
Earned Runs	1	3x (at Miss. St.)	4/21/18
Walks	1	4x (USC)	3/4/18
Strikeouts	4	Bucknell	2/18/18

## VERMILLION'S CAREER APPEARANCES

Zebulon Vermillion 2018 Game-By-Game (Freshman)  
(7 Appearances, 0 Starts)

Date	Opponent	IP	H	R-ER	BB	K	Result
2/17/18	Bucknell	1.0	3	2-2	0	1	ND
2/28/18	Dayton	3.0	3	1-0	0	3	S, 1
3/9/18	Kent State-2	1.0	0	0-0	0	1	ND
3/17/18	Kentucky-1	1.0	2	1-1	0	2	ND
3/21/18	at Charlotte	0.2	0	0-0	0	0	ND
3/24/18	at No. 2 Florida	2.1	3	1-1	0	4	ND
4/21/18	at Mississippi St.	0.1	1	1-1	0	0	ND
<b>TOTALS</b>	<b>7 G, 0 GS</b>	<b>9.1</b>	<b>12</b>	<b>6-5</b>	<b>0</b>	<b>11</b>	<b>0-0 (1 SV)</b>

## 2018 HIGHLIGHTS

- Made his collegiate debut against Bucknell (Feb. 17) throwing one inning and striking out one in the 32-4 victory.
- Earned first collegiate save, closing out the final three innings against Dayton (Feb. 28) with one unearned run allowed.
- Has only given up three earned runs in his last five outings (5.1 innings).

## #9 JAX BIGGERS • JR • INF • 5-11 • 180

### CAREER HIGHS

Category	High	Opponent (Last)	Date
Hits	4	2x (No. 4 Kentucky)	3/17/18
Runs	3	3x (No. 4 Kentucky)	3/17/18
Doubles	2	2x (No. 4 Kentucky)	3/16/18
Triples	2	vs. Auburn	5/25/17
Home Runs	1	6x (No. 4 Kentucky)	3/17/18
RBI	4	No. 4 Kentucky	3/17/18
Walks	3	Texas	3/14/18
Stolen Bases	2	USC	3/2/18

### SEASON HIGHS

Category	High	Opponent (Last)	Date
Hits	4	No. 4 Kentucky	3/17/18
Runs	3	2x (No. 4 Kentucky)	3/17/18
Doubles	2	No. 4 Kentucky	3/16/18
Triples	--	--	--
Home Runs	1	No. 4 Kentucky	3/17/18
RBI	4	No. 4 Kentucky	3/17/18
Walks	3	Texas	3/14/18
Stolen Bases	2	USC	3/2/18

### 2018 HIGHLIGHTS

- Went 1-for-3 in the season opener against Bucknell (Feb. 16) with a run scored and a walk.
- Has multi-hit games against Bucknell (Feb. 17) and at San Diego State (Feb. 24).
- Drove in two of the three runs in the second inning against San Diego (Feb. 25) on a double to left-center.
- Got the lead-off hit in the bottom of the eighth against USC (March 4) before being driven in on Eric Cole's triple to tie the game.
- Stole two bases for the first time in his Division I career against USC (March 2), making him one of two players to achieve the feat this season.
- Walked a career-high three times against Texas (March 14).
- Hit .558 against Texas and No. 4 Kentucky with two doubles, two home runs, and seven RBIs out of the leadoff spot to be named the SEC Player of the Week.
- Against Kentucky, he totaled three multi-hit games, including one three-hit game and one four-hit game.
- One of three Hogs with a four-hit game this year and is second on the team with seven multi-hit games.
- Went 7-for-9 in the DH with Kentucky with two home runs and six RBIs.

## #17 LUKE BONFIELD • SR • OF • 6-3 • 205

### CAREER HIGHS

Category	High	Opponent (Last)	Date
Hits	3	10x (USC)	3/3/18
Runs	4	2x (vs. Nebraska)	3/4/17
Doubles	2	3x (at #10 Auburn)	4/22/17
Triples	1	2x (Missouri State)	4/17/18
Home Runs	1	22x (No. 13 Auburn)	4/6/18
RBI	5	Miss. Valley St.	2/23/16
Walks	4	at LSU	5/7/16
Stolen Bases	1	at #22 Texas A&M	5/18/17

### SEASON HIGHS

Category	High	Opponent (Last)	Date
Hits	3	USC	3/3/18
Runs	3	2x (No. 4 Kentucky)	3/17/18
Doubles	1	8x (No. 13 Auburn)	4/7/18
Triples	1	Missouri State	4/17/18
Home Runs	1	5x (No. 13 Auburn)	4/6/18
RBI	4	No. 4 Kentucky	3/17/18
Walks	3	USC	3/4/18
Stolen Bases	--	--	--

### 2018 HIGHLIGHTS

- Hit a three-run home run against Bucknell (Feb. 17) and also scored three runs after reaching via walk twice.
- Tied a career-high with three hits against USC (March 3), part of a 3-for-3 day with one double and one walk.
- Went 3-for-4 with a season-high four RBIs and one home run on the backend of the DH with Kentucky. It's his first three-hit game of the year.
- Finished the Auburn series 3-for-11 (.273), including a two-hit game in game two with two RBIs and a double.
- Hit his first home run since March 17 when he went deep off Casey Mize against Auburn (April 6), just the fifth home run he's allowed this year.
- Legged out his first triple of the season against Missouri State (April 17), second of his career.

## #8 ERIC COLE • JR • OF • 5-11 • 195

### CAREER HIGHS

Category	High	Opponent (Last)	Date
Hits	4	3x (No. 4 Kentucky)	3/17/18
Runs	3	4x (No. 4 Kentucky)	3/17/18
Doubles	2	2x (Texas)	3/13/18
Triples	1	2x (USC)	3/4/18
Home Runs	1	13x (at Mississippi St.)	4/21/18
RBLs	4	at Mississippi St.	4/20/18
Walks	3	2x (Kent State)	3/9/18
Stolen Bases	1	9x (USC)	3/3/18

### SEASON HIGHS

Category	High	Opponent (Last)	Date
Hits	4	2x (No. 4 Kentucky)	3/17/18
Runs	3	2x (No. 4 Kentucky)	3/17/18
Doubles	2	Texas	3/13/18
Triples	1	USC	3/4/18
Home Runs	1	9x (at Mississippi St.)	4/21/18
RBLs	3	3x (at No. 4 Ole Miss)	3/31/18
Walks	3	2x (Kent State)	3/9/18
Stolen Bases	1	4x (USC)	3/4/18

### 2018 HIGHLIGHTS

- Leads the team with 14 multi-hit games this season and is one of four players with seven or more home runs this season.
- Went 2-for-5 on Opening Day against Bucknell (Feb. 16) with an RBI and a walk.
- Was a perfect 3-for-3 at the plate in the series finale against Bucknell (Feb. 18), including hitting his first homer of the year.
- Hit the go-ahead home run against San Diego State (Feb. 24) in the sixth inning that eventually led to a 5-2 win over the Aztecs.
- Hit the game-tying RBI-triple against USC (March 4) in the eighth inning, his second triple of his career.
- Tied a career-high with four hits against USC (March 4) with one triple, two RBLs and two runs scored.
- Hit his fourth home run of the year on against Kent State (March 9), matching his entire total from 2017.
- Hit for two doubles in the same game vs. Texas (March 13) for the second time in his career. Finished the game 3-for-5 with a career-high three RBLs.
- Hit .438 in the series with Kentucky. Three of his seven hits were for extra-bases including two home runs.
- Was one of five Razorbacks with two or more homers in the series.
- Tied a career-best with four hits in the final game of the Kentucky series with a double and three runs scored.
- Drove in the tying and game-winning runs against Grambling State (April 10) on a single down the right field line.
- Went 3-for-5 in the series opener against South Carolina (April 12), his seventh game of three hits or more this year.
- Hit his first career grand slam in game one against Mississippi St. (April 20), capping a career-high four-RBI day.

## #24 DOMINIC FLETCHER • SO • CF • 5-9 • 188

### CAREER HIGHS

Category	High	Opponent (Last)	Date
Hits	3	8x (South Carolina)	4/12/18
Runs	3	2x (vs. Florida)	5/27/17
Doubles	1	16x (No. 13 Auburn)	4/7/18
Triples	1	Memphis	4/18/17
Home Runs	1	18x (at Mississippi St.)	4/21/18
RBLs	5	Bucknell	2/17/18
Walks	3	at San Diego State	2/24/18
Stolen Bases	1	2x (at San Diego State)	2/24/18

### SEASON HIGHS

Category	High	Opponent (Last)	Date
Hits	3	3x (South Carolina)	4/12/18
Runs	2	5x (No. 13 Auburn)	4/7/18
Doubles	1	11x (at Mississippi St.)	4/21/18
Triples	--	--	--
Home Runs	1	4x (at No. 4 Ole Miss)	3/31/18
RBLs	5	Bucknell	2/17/18
Walks	3	at San Diego State	2/24/18
Stolen Bases	1	at San Diego State	2/24/18

### 2018 HIGHLIGHTS

- Has started 39 of 42 games this season, all in centerfield.
- Went 2-for-4 with a career-high five RBLs, one home run, and one double against Bucknell (Feb. 17).
- Hit the game-tying home run against Cal Poly (Feb. 23) in the bottom of the seventh inning for his second home run of the year.
- Hit the pinch-hit walk-off single against USC (March 4) to help Arkansas claim the series over the Trojans.
- Has at least one hit in his last six games with two multi-hit performances, dating back to the March 13th matchup against Texas.
- Was one of just two players with two or more hits against Charlotte on March 21.
- Was the only player against Grambling State (April 10) to record a multi-hit game, going 3-for-4 with a run scored and an RBI.

#3 JARED GATES • SR • INF • 6-0 • 190

## CAREER HIGHS

Category	High	Opponent (Last)	Date
Hits	3	2x (#13 LSU)	4/7/17
Runs	2	4x (Bucknell)	2/17/18
Doubles	1	8x (at Mississippi St.)	4/21/18
Triples	--	--	--
Home Runs	1	9x (at No. 2 Florida)	3/25/18
RBI	4	Bucknell	2/17/18
Walks	3	Bucknell	2/16/18
Stolen Bases	--	--	--

## SEASON HIGHS

Category	High	Opponent (Last)	Date
Hits	2	4x (at Mississippi St.)	4/21/18
Runs	2	2x (Bucknell)	2/17/18
Doubles	1	5x (at Mississippi St.)	4/21/18
Triples	--	--	--
Home Runs	1	3x (at No. 2 Florida)	3/25/18
RBI	4	Bucknell	2/17/18
Walks	3	Bucknell	2/16/18
Stolen Bases	--	--	--

## 2018 HIGHLIGHTS

- Went a perfect 2-for-2 at the plate with a career-high four RBIs against Bucknell (Feb. 17), hitting a double and a home run.
- Had one hit on Opening Day against Bucknell (Feb. 16), but walked a team-high three times.
- Went 3-for-6 (.500) in Dayton series with multi-RBI performances in both games, while also hitting his second home run of the year.
- Teamed with Evan Lee to hit back-to-back home runs against Florida (March 25), his third homer of the year.

#33 GRANT KOCH • JR • C • 6-0 • 205

## CAREER HIGHS

Category	High	Opponent (Last)	Date
Hits	4	Bryant	2/26/17
Runs	3	2x (vs. Nebraska)	3/4/17
Doubles	2	3x (Alcorn State)	3/15/17
Triples	1	2x (Bryant)	2/24/17
Home Runs	2	No. 4 Kentucky	3/16/18
RBI	4	No. 4 Kentucky	3/16/18
Walks	3	2x (Kent State)	3/11/18
Stolen Bases	1	3x (Missouri State)	4/17/18

## SEASON HIGHS

Category	High	Opponent (Last)	Date
Hits	2	7x (at Mississippi St.)	4/20/18
Runs	2	5x (No. 13 Auburn)	4/7/18
Doubles	1	3x (No. 13 Auburn)	4/7/18
Triples	--	--	--
Home Runs	2	No. 4 Kentucky	3/16/18
RBI	4	No. 4 Kentucky	3/16/18
Walks	3	2x (Kent State)	3/11/18
Stolen Bases	1	3x (at Mississippi St.)	4/20/18

## 2018 HIGHLIGHTS

- Posted a three-RBI game against Bucknell (Feb. 17), including his first home run of the season.
- One of seven Razorbacks with a three or more-RBI game under his belt this season.
- Notched his first multi-hit game of the season against USC (March 4).
- Had an eight-game hitting streak snapped on Wednesday against Texas (March 14). It was the third-longest streak on the team.
- Hitting .385 during his hitting streak with three multi-hit games, two against USC, and two extra-base hits.
- Hit his second home run of the year in game one of a doubleheader with Kent State (March 9).
- Posted his first multi-home run game of his career on March 16 vs. Kentucky, part of a 2-for-4 game with a career-high tying four RBIs.
- Hit his sixth home run of the year on March 31 against Ole Miss, a three-run shot.



**#18 HESTON KJERSTAD • FR • LF • 6-3 • 203****SEASON HIGHS**

Category	High	Opponent (Last)	Date
Hits	3	6x (Missouri State)	4/17/18
Runs	3	3x (at No. 2 Florida)	3/23/18
Doubles	2	at No. 2 Florida)	3/25/18
Triples	--	--	--
Home Runs	2	at Charlotte	3/21/18
RBI's	4	2x (Missouri State)	4/17/18
Walks	2	2x (Kent State)	3/11/18
Stolen Bases	--	--	--

**2018 HIGHLIGHTS**

- Started all three games in LF against Bucknell and led all Razorback hitters with a .667 average.
- Tallied his first collegiate three-hit game on Opening Day.
- Followed it up with a multi-RBI game on Saturday, part of a 2-for-2 day.
- Hit his first collegiate home run against Arizona in the fifth inning of a 1-0 victory.
- Tallied a season-high four RBIs against Dayton (March 1) as part of a 1-for-4 day with a home run and a sacrifice fly.
- Notched at least one hit in every game of the USC series. Has only gone hitless in one game this season.
- Hit the game-tying two-RBI two out double in the sixth inning to help Arkansas complete a three-run comeback over Kent State (March 11). Currently has at least one hit in all but five games this year.
- Notched outfield assists against Bucknell (Feb. 18) and USC (March 3).
- Was responsible for all three of Arkansas' runs in the 6-3 loss to Charlotte (March 21), hitting two home runs.
- Went 9-for-16 (.563) leading all Razorbacks against Charlotte and Florida with six extra-base hits, including three home runs. He slugged a staggering 1.313 and struck out just two times.
- Had the walk-off single to defeat Auburn (April 8), finishing off the sweep of the Tigers and was just his second hit of the series.
- Tied a season-high four RBIs in a 3-for-4 game against Missouri State (April 17), including hitting his ninth home run to lead off the 5th inning.

**#15 CASEY MARTIN • FR • INF • 5-11 • 179****SEASON HIGHS**

Category	High	Opponent (Last)	Date
Hits	4	Bucknell	2/17/18
Runs	3	2x (Texas)	3/14/18
Doubles	1	7x (Missouri St.)	4/17/18
Triples	--	--	--
Home Runs	2	Dayton	2/28/18
RBI's	6	Dayton	2/28/18
Walks	3	ULM	4/3/18
Stolen Bases	2	Dayton	3/1/18

**2018 HIGHLIGHTS**

- Notched a five-RBI game in his second appearance of the year, going 4-for-6 against Bucknell with a home run, a double, and three runs scored.
- Topped that with a six-RBI game against Dayton (Feb. 28), hitting two home runs in the process.
- Named SEC Freshman of the Week after hitting .444 against Dayton and USC, leading all Razorback hitters.
- Hit .417 in the series against Kent State, notching five hits with two doubles, one home run, and three RBIs.
- Hit .350 on the week against Texas and Kentucky with three home runs and seven RBIs.
- Going into the second week of conference play, Martin led the team with a .393 average with seven home runs and 22 RBIs.
- Had his 13-game hitting streak snapped on at Charlotte. Was hitting .367 during the streak dating back to March 1 and had driven in 11 RBIs during that same span.
- Went 2-for-3 with four runs driven in against Missouri State (April 17), three from a home run to help Arkansas complete a four-run comeback.

**#20 CARSON SHADDY • R-SR • 2B • 5-11 • 185****CAREER HIGHS**

Category	High	Opponent (Last)	Date
Hits	3	14x (at No. 4 Ole Miss)	3/29/18
Runs	3	3x (No. 4 Kentucky)	3/17/18
Doubles	3	vs. Nebraska	3/4/17
Triples	1	5x (Dayton)	3/1/18
Home Runs	2	2x (No. 4 Kentucky)	3/17/18
RBI	6	Grambling St.	3/15/16
Walks	2	12x (at No. 4 Ole Miss)	3/30/18
Stolen Bases	2	at Ole Miss	4/8/16

**SEASON HIGHS**

Category	High	Opponent (Last)	Date
Hits	3	4x (at No.4 Ole Miss)	3/29/18
Runs	3	No. 4 Kentucky	3/17/18
Doubles	1	8x (at Mississippi St.)	4/20/18
Triples	1	Dayton	3/1/18
Home Runs	2	No. 4 Kentucky)	3/17/18
RBI	4	2x (Bucknell)	2/17/18
Walks	2	3x (at No. 4 Ole Miss)	3/30/18
Stolen Bases	1	3x (at No. 4 Ole Miss)	3/29/18

**2018 HIGHLIGHTS**

- Opened the season with two-straight four-RBI games against Bucknell (Feb. 16-17), including a two-hit game in game two of the series.
- Hit a home run and walked twice in both games as well.
- Went 2-for-4 against Cal Poly (Feb. 23), his second multi-hit game of the year.
- Earned SEC Player of the Week honors after plating nine RBIs in 12 plate appearances during opening weekend.
- Went 7-for-13 (.538) against Kentucky including two games with three hits or more.
- Tallied his second multi-home run game of his career on the backend of the doubleheader with Kentucky. Finished the game 3-for-4 with three runs scored and one double.
- Hit a home run in back-to-back games for the second time this year after going deep in both games of the DH vs. South Carolina (April 14).

**#13 JORDAN MCFARLAND • SO • INF • 6-3 • 225****CAREER HIGHS**

Category	High	Opponent (Last)	Date
Hits	3	at Missouri State	4/11/17
Runs	5	Bucknell	2/17/18
Doubles	1	3x (at No. 4 Ole Miss)	3/30/18
Triples	--	--	--
Home Runs	2	Kent State	3/11/18
RBI	5	Kent State	3/11/18
Walks	3	No. 13 Auburn	4/7/18
Stolen Bases	1	Alcorn State	3/14/17

**SEASON HIGHS**

Category	High	Opponent (Last)	Date
Hits	2	7x (Missouri State)	4/17/18
Runs	5	Bucknell	2/17/18
Doubles	1	3x (at No. 4 Ole Miss)	3/30/18
Triples	--	--	--
Home Runs	2	Kent State	3/11/18
RBI	5	Kent State	3/11/18
Walks	3	No. 13 Auburn	4/7/18
Stolen Bases	--	--	--

**2018 HIGHLIGHTS**

- Came off the bench in the fifth inning for an injured Jared Gates and went on to go 2-for-3 with two home runs, including a grand slam against Kent State (March 11).
- Went on a hot streak for the next week, hitting .414 with 11 RBIs and eight runs scored over an eight-game span.
- Tallied two multi-hit games against Texas (March 13-14), including a four-RBI day on March 14 in the 7-5 win.

## QUICK FACTS

### GENERAL INFORMATION

Location..... Fayetteville, Arkansas  
Founded.....1871  
Enrollment.....27,558  
Nickname..... Razorbacks  
School Colors..... Cardinal (PMS 201) and White  
Conference..... Southeastern (Western Division)  
System President..... Dr. Donald R. Bobbitt (Arkansas, 1980)  
Chancellor..... Dr. Joseph E. Steinmetz (Central Michigan, 1977)  
Athletic Director..... Hunter Yurachek (Guilford College, 1990)  
Faculty Athletic Rep..... Gerald Jordan (Arkansas, 1970)  
Athletics Website..... ArkansasRazorbacks.com  
Ticket Office Phone..... 1-800-982-HOGS  
Athletic Department Phone..... (479) 575-6533

### COACHING STAFF

Head Coach..... Dave Van Horn (Arkansas, 1988)  
Record at Arkansas..... 595-343 (15 seasons, .634)  
Overall Division I Record..... 915-500 (23 seasons, .647)  
Overall as a Head Coach..... 1,180-583 (29 seasons, .670)  
Van Horn's DI Postseason App. (Total/at UA)..... 18/14  
Van Horn's College World Series Appearances..... 6  
(Neb: 2001, 2002; Ark: 2004, 2009, 2012, 2015)  
Hitting Coach/Recruiting Coordinator.....  
..... Nate Thompson (Dallas Baptist, 2006)  
Pitching Coach..... Wes Johnson (Arkansas-Monticello, 1994)  
Volunteer Assistant Coach... Craig Parry (South Dakota State, 2008)  
Student Asst. Coach..... Jake Arledge  
..... Harrison Heffley  
Volunteer..... Colby Suggs  
Dir. of Baseball Operations..... Clay Goodwin (Arkansas, 2005)  
Athletic Trainer..... Corey Wood (East Carolina, 2008)  
Strength & Conditioning... Blaine Kinsley (Lenoir-Rhyne, 2010)  
Director of Video and Scouting..... Zach Barr  
Managers..... Sean O'Neil  
..... Cale Petrie  
..... Hayden Sutton  
..... Chandler Tolbert

### HISTORY

Years of Varsity Baseball at Arkansas.....95  
(1897, 1901-03, 05, 08-16, 19-20, 22-29, 47-17)  
All-Time Program Record..... 2,148-1,363-6 (.611)  
All-Time Conference Record/Years..... SEC: 379-371 (.505)/26  
SWC: 264-205 (.563)/24  
Combined: 643-576 (.527)/50  
Conference Titles/Years..... SEC Overall: 2/1999, 2004  
SEC Western Division: 4/1999, 2004, 2007, 2011  
SWC: 2/1989, 1990  
Conference Tournament Record/Years..... SEC: 31-39 (.443)/22  
SWC: 18-25 (.419)/14  
Combined: 49-64 (.434)/36  
Conference Tournament Titles/Years..... SEC: None  
SWC: 1/1985  
NCAA Postseason Appearances.....29  
(1973, 79-80, 83, 85-90, 95-96, 98-99, 2002-15, 2017)  
NCAA Postseason Record.....74-63 (.540)  
College World Series Appearances.....8  
(1979, 1985, 1987, 1989, 2004, 2009, 2012, 2015)  
College World Series Record..... 11-16 (.407)  
NCAA Super Regional Appearances.....6  
(2002, 2004, 2009, 2010, 2012, 2015)  
NCAA Super Regional Record..... 9-6 (.600)  
NCAA Regional Appearances.....28  
NCAA Regional Record.....54-41 (.568)  
Overall NCAA Regional Hosts..... 6 (1999, 2004, 2006, 2007, 2010, 2017)  
Best NCAA Finish.....1979 National Runner-up

## GAME CREDENTIALS

Members of the media should contact John Thomas to request individual game credentials for Razorback home games. Credential requests should be made no later than noon (CT) the day before the scheduled contest and should be directed by e-mail to John Thomas. Credential requests for away games should be made to the communications contact of the home team. Only fully accredited personnel directly involved in the coverage of the game will be admitted. Credentials are non-transferable.

## INTERVIEW POLICIES

Please direct all requests for interviews with coaches and players to John Thomas. For home SEC weekends, Coach Dave Van Horn will hold his weekly press conference on Thursday with players and assistant coaches available following Thursday's practice. On road SEC weekends, Coach Van Horn will hold his weekly press conference on Wednesday with players and assistant coaches available following Wednesday's practice. Players are not available for interviews on gamedays, except for post-game interviews. Post-game press conferences are held in the indoor Pitching Development Center located down the third base line. Coach Van Horn and two or three most requested Razorback players will address the media. In the event of a doubleheader, the only Arkansas player available between games for interviews is the starting pitcher of game one. The Arkansas clubhouse is off limits to the media at all times.

## E-MAIL UPDATES

Members of the media may request to be added to the Arkansas communications baseball e-mail group. Subscribers will receive game notes, game stories and other information. To subscribe, send a request to John Thomas. Please identify yourself and your organization in your request as this service is only available to members of the media.

## GAMEDAY MEDIA SERVICES

The Arkansas communications staff provides scorecards, rosters, updated statistics and results for each team in the Baum Stadium press box prior to home games. Box scores, play-by-play and any postgame notes are disseminated approximately 10 minutes after the conclusion of the game. An Associated Press-style game story is also produced by the communications office. Members of the media may request these stories be sent to their organization via e-mail by contacting a member of the communications office.

## WIRELESS INTERNET

The Baum Stadium press box is equipped with wireless internet for use by the media. Media members should log on to the "UARK Media" network by using a password that will be provided at the stadium.

## GAMEDAY LIVE STATS

Live in-game stats will be provided at <http://arkansas.statbroadcast.com>.

## FACILITIES/PARKING

The Arkansas baseball team conducts all games at Baum Stadium at George Cole Field. Baum Stadium is located just off Razorback Road south of Martin Luther King, Jr., Boulevard. There is space for media parking on game day. Only cars with a parking credential will be allowed access to the parking lot.

## PHOTOGRAPHERS

No cameras are allowed on the Baum Stadium playing surface during games. Photographers are encouraged to use the photo wells at the end of each dugout and behind home plate.

## ARKANSAS ATHLETIC COMMUNICATIONS

The University of Arkansas athletic communications office is located on the main floor of Bud Walton Arena behind the Hog Heaven Store with office hours from 8 a.m. to 5 p.m., Monday through Friday. You can often reach us at Bud Walton after hours, but if not, please leave a message on our voice mail system.

Office: 479-575-2751 | Cell: 479-313-2564  
Fax: 479-575-7481 | Press Row: 479-575-6622


Mailing Address  
Razorbacks Communications  
P.O. Box 7777  
Fayetteville, AR 72702-7777

# 2018 Schedule and Results

	Opponent	Score	WP	LP	SV	Attend	Time
<b>FEBRUARY</b>							
16	Bucknell	W, 14-2	B. Knight	C. Van Hoose	--	7389	3:40
17	Bucknell	W, 32-4	I. Campbell	J. Grabek	--	7862	3:58
18	Bucknell	W, 3-1	M. Cronin	J. Simpson	J. Reindl	7954	2:59
21	vs. Arizona	W, 1-0	K. Murphy	R. Labaut	M. Cronin	315	3:13
23	vs. Cal Poly	L, 4-3	A. Alvarez	J. Reindl	--	450	3:06
24	at San Diego State	W, 5-2	M. Cronin	Ritcheson	--	1532	3:33
25	at San Diego	L, 7-6	A. Donatella	E. Lee	J. Friedman	675	2:45
28	Dayton	W, 18-1	C. Bolden	R. Wagner	Z. Vermillion	6897	3:37
<b>MARCH</b>							
1	Dayton	W, 11-0	B. Bonnin	A. Cline	--	6836	2:47
2	USC	W, 4-0	B. Knight	C. Clarke	J. Rutledge	8142	2:54
3	USC	L, 3-1	Q. Longrie	I. Campbell	C. Lunn	13472	3:07
4	USC	W, 7-6 (8)	J. Rutledge	C. Lunn	--	7388	3:43
9	Kent State (DH)	W, 7-2	B. Knight	E. Kraus	--	--	2:47
	Kent State (DH)	L, 10-4	A. Havekost	I. Campbell	--	8924	3:14
11	Kent State	W, 11-4	E. Lee	Z. Schultz	--	3049	3:15
13	Texas	W, 13-4	K. Murphy	B. Ridgeway	J. Kostyshock	8051	2:55
14	Texas	W, 7-5	C. Bolden	N. O'Donnell	M. Cronin	8007	3:22
16	No. 4 Kentucky*	W, 9-4	J. Reindl	S. Hjelle	M. Cronin	8751	4:09
18	No. 4 Kentucky* (DH)	W, 14-2	I. Campbell	J. Lewis	--	--	3:05
	No. 4 Kentucky* (DH)	W, 16-9	K. Murphy	D. Harper	--	10418	3:50
20	vs. Charlotte		<b>CANCELLED</b>				
21	at Charlotte	L, 6-3	C. Bruce	K. Ramage	J. Patten	815	3:16
23	at No. 2 Florida*	W, 6-3	B. Knight	B. Singer	M. Cronin	5025	3:05
24	at No. 2 Florida*	L, 17-2	J. Kowar	I. Campbell	--	4815	3:08
25	at No. 2 Florida*	L, 5-4	M. Byrne	K. Murphy	--	4510	3:00
27	vs. Memphis	W, 8-7	J. Rutledge	H. Smith	--	2995	3:55
29	at No. 4 Ole Miss*	W, 6-4	B. Knight	R. Rolison	M. Cronin	9619	3:27
30	at No. 4 Ole Miss	L, 5-4	B. Feigl	E. Lee	P. Caracci	10648	3:17
31	at No. 4 Ole Miss	L, 11-10	J. McArthur	K. Murphy	P. Caracci	11146	3:26
<b>APRIL</b>							
3	ULM	W, 10-9 (10 innings)	E. Lee	K. Curtis	--	6682	4:14
4	ULM	W, 4-0	C. Bolden	R. Hebert	--	6963	2:36
6	No. 13 Auburn*	W, 2-1	B. Knight	C. Mize	M. Cronin	8609	2:44
7	No. 13 Auburn*	W, 13-2	K. Murphy	D. Daniel	--	9817	3:16
8	No. 13 Auburn*	W, 5-4	J. Reindl	C. Greenhill	--	7530	3:03
10	Grambling State	W, 7-6	J. Rutledge	R. Baduel	M. Cronin	8719	3:19
12	South Carolina*	L, 3-2	S. Bridges	B. Loseke	E. Demurias	8416	3:32
14	South Carolina* (DH)	W, 2-0	K. Murphy	A. Hill	M. Cronin	--	2:14
	South Carolina* (DH)	W, 3-0	I. Campbell	C. Morris	M. Cronin	9680	2:03
17	Missouri State	W, 11-7	K. Ramage	J. Fromson	--	7983	3:50
20	at Mississippi State*	L, 6-5	J. France	M. Cronin	--	7303	3:13
21	at Mississippi State*	L, 5-3	E. Small	K. Murphy	B. Smith	--	3:34
22	at Mississippi State*	L, 7-5	J. Billingsley	I. Campbell	Z. Neff	10147	2:50
24	Texas Tech	--	Baum Stadium	--	SECN+	--	6:30 p.m.
25	Texas Tech	--	Baum Stadium	--	SEC Network	--	6 p.m.
27	Alabama*	--	Baum Stadium	--	SECN+	--	6:30 p.m.
28	Alabama*	--	Baum Stadium	--	SECN+	--	6 p.m.
29	Alabama*	--	Baum Stadium	--	SECN+	--	1 p.m.
<b>MAY</b>							
4	at LSU*	--	Baton Rouge, La.	--	--	--	7 p.m.
5	at LSU*	--	Baton Rouge, La.	--	SEC Network	--	7 p.m.
6	at LSU*	--	Baton Rouge, La.	--	--	--	2 p.m.
11	Texas A&M*	--	Baum Stadium	--	SEC Network	--	6 p.m.
12	Texas A&M*	--	Baum Stadium	--	SEC Network	--	1 p.m.
13	Texas A&M*	--	Baum Stadium	--	ESPN2	--	Noon
17	Georgia*	--	Athens, Ga.	--	SECN+	--	6 p.m.
18	Georgia*	--	Athens, Ga.	--	SECN+	--	6 p.m.
19	Georgia*	--	Athens, Ga.	--	SECN+	--	1 p.m.




# TV/Radio Roster



**JARED GATES**  
Sr. • 6-0 • 190 • L/R  
INF • Wichita, Kan.




**BRYCE BONNIN**  
Fr. • 6-1 • 190 • R/R  
RHP/INF • Mont Belvieu, Texas



**JACOB NESBIT**  
Fr. • 6-0 • 175 • R/R  
INF • Coppell, Texas




**HUNTER WILSON**  
R-Jr. • 5-10 • 170 • L/R  
INF • Spiro, Okla.




**JACK KENLEY**  
So. • 6-0 • 180 • L/R  
INF • Germantown, Tenn.




**ERIC COLE**  
Jr. • 5-11 • 195 • S/R  
OF • Southlake, Texas




**JAX BIGGERS**  
Jr. • 5-11 • 185 • L/R  
INF • Missouri City, Texas




**EASTON MURRELL**  
Fr. • 6-0 • 190 • S/R  
INF • Prosper, Texas




**KEATON MCKINNEY**  
R-Jr. • 6-5 • 225 • R/R  
RHP • Ankeny, Iowa




**CASEY OPITZ**  
Fr. • 5-11 • 175 • S/R  
C/INF • Centennial, Co.




**JORDAN MCFARLAND**  
So. • 6-3 • 220 • R/R  
INF/OF • Waterloo, Ill.



**COLE TURNEY**  
Fr. • 6-0 • 225 • L/L  
OF • Richmond, Texas




**CASEY MARTIN**  
Fr. • 5-11 • 175 • R/R  
INF • Lonoke, Ark.



**BLAINE KNIGHT**  
Jr. • 6-3 • 165 • R/R  
RHP • Bryant, Ark.




**LUKE BONFIELD**  
Sr. • 6-3 • 215 • R/R  
OF/DH • Skillman, N.J.




**HESTON KJERSTAD**  
Fr. • 6-3 • 190 • L/R  
OF • Amarillo, Texas



**BRADY DISHER**  
Fr. • 6-1 • 190 • L/R  
C/INF • Trophy Club, Texas




**CARSON SHADDY**  
R-Sr. • 5-11 • 185 • R/R  
INF • Fayetteville, Ark.




**KACEY MURPHY**  
Jr. • 6-0 • 190 • L/L  
LHP • Rogers, Ark.




**BEN MCCLAIN**  
Fr. • 5-10 • 185 • L/L  
OF • Lee's Summit, Mo.



**DOMINIC FLETCHER**  
So. • 5-9 • 185 • L/L  
OF • Cypress, Calif.




**RYAN DRAKE**  
Fr. • 6-4 • 190 • R/R  
INF • Grapevine, Texas



**EVAN LEE**  
So. • 6-2 • 190 • R/L  
LHP/OF • Bryant, Ark.



**KOLE RAMAGE**  
Fr. • 6-1 • 185 • R/R  
RHP • Southlake, Texas



**ANGUS DENTON**  
So. • 5-11 • 160 • R/R  
RHP • Beebe, Ark.




**CALEB BOLDEN**  
Fr. • 6-2 • 170 • R/R  
RHP • Texarkana, Texas



**MATT CRONIN**  
So. • 6-2 • 190 • L/L  
LHP • Navarre, Fla.




**GRANT KOCH**  
Jr. • 6-0 • 195 • R/R  
C • Fayetteville, Ark.




**JAKE REINDL**  
Jr. • 6-1 • 200 • R/R  
RHP • Fayetteville, Ark.



**JACOB KOSTYSHOCK**  
So. • 6-4 • 175 • R/R  
RHP • O'Fallon, Mo.



**WESTON ROGERS**  
Jr. • 6-4 • 215 • L/L  
LHP • Springdale, Ark.




**DEREK RIPP**  
Fr. • 6-6 • 230 • L/R  
INF • Olathe, Kan.



**KEVIN KOPPS**  
R-So. • 6-0 • 195 • R/R  
RHP • Sugar Land, Texas




**BARRETT LOSEKE**  
Jr. • 6-0 • 180 • R/R  
RHP • Tulsa, Okla.




**HUNTER MILLIGAN**  
Fr. • 6-4 • 205 • L/L  
LHP • Greenbrier, Ark.




**ZACK PLUNKETT**  
R-Jr. • 6-2 • 205 • R/R  
C • Hurst, Texas




**ISAIAH CAMPBELL**  
R-So. • 6-4 • 235 • R/R  
RHP • Olathe, Kan.



**CODY SCROGGINS**  
R-So. • 6-0 • 185 • R/R  
RHP • Bentonville, Ark.



**ZEBULON VERMILLION**  
Fr. • 6-4 • 185 • L/R  
RHP • Prairie Village, Kan.




**JACKSON RUTLEDGE**  
Fr. • 6-8 • 260 • R/R  
RHP • St. Louis, Mo.



**DAVE VAN HORN**  
Head Coach  
16th Season



**WES JOHNSON**  
Assistant Coach  
2nd Season




**NATE THOMPSON**  
Assistant Coach  
1st Season




**CRAIG PARRY**  
Volunteer Assistant  
1st Season



**CLAY GOODWIN**  
Dir. of Operations  
11th Season



**JAKE ARLEDGE**  
Student Assistant  
1st Season



**COLBY SUGGS**  
Volunteer  
1st Season



**HARRISON HEFFLEY**  
Student Assistant  
1st Season