



# ARKANSAS Baseball Game Notes

8 College World Series Appearances • 6 NCAA Super Regional Appearances  
29 NCAA Tournament Appearances • 2 SEC Regular Season Titles • 4 SEC Western Division Titles

## '18 SCHEDULE & RESULTS

### FEBRUARY

16	BUCKNELL	W, 14-2
17	BUCKNELL	W, 32-4
18	BUCKNELL	W, 3-1
21	vs. Arizona (San Diego, Calif.)	W, 1-0
23	vs. Cal Poly (San Diego, Calif.)	L, 4-3
24	at San Diego State	W, 5-2
25	at San Diego	L, 7-6
28	DAYTON	W, 18-1

### MARCH

1	DAYTON	W, 11-0
2	SOUTHERN CAL	W, 4-0
3	SOUTHERN CAL	L, 3-1
4	SOUTHERN CAL	W, 7-6 (8 innings)
9	KENT STATE (DH)	W, 7-2
	KENT STATE (DH)	L, 10-4
11	KENT STATE	W, 11-4
13	TEXAS	W, 13-4
14	TEXAS	W, 7-5
16	#4 KENTUCKY*	W, 9-4
17	#4 KENTUCKY* (DH)	W, 14-2
	#4 KENTUCKY* (DH)	W, 16-9
20	vs. Charlotte (BB&T Park)	Cancelled
21	at Charlotte	L, 6-3
23	at #2 Florida*	W, 6-3
24	at #2 Florida*	L, 17-2
25	at #2 Florida*	L, 5-4
27	vs. Memphis (AutoZone Park)	W, 8-7
29	at #4 Ole Miss*	W, 6-4
30	at #4 Ole Miss*	L, 5-4
31	at #4 Ole Miss*	L, 11-10

### APRIL

3	ULM	6:30 p.m.
4	ULM	3 p.m.
6	AUBURN*	6:30 p.m.
7	AUBURN*	6 p.m.
8	AUBURN*	4 p.m.
10	GRAMBLING ST. (NLR, Ark.)	6:30 p.m.
12	SOUTH CAROLINA*	6 p.m.
13	SOUTH CAROLINA*	6:30 p.m.
14	SOUTH CAROLINA*	2 p.m.
17	MISSOURI STATE	6:30 p.m.
20	at Mississippi St.*	6:30 p.m.
21	at Mississippi St.*	6:30 p.m.
22	at Mississippi St.*	1 p.m.
24	TEXAS TECH	6:30 p.m.
25	TEXAS TECH	6 p.m.
27	ALABAMA*	6:30 p.m.
28	ALABAMA*	6 p.m.
29	ALABAMA*	1 p.m.

### MAY

4	at LSU*	7 p.m.
5	at LSU*	7 p.m.
6	at LSU*	2 p.m.
11	TEXAS A&M*	6 p.m.
12	TEXAS A&M*	1 p.m.
13	TEXAS A&M*	Noon
17	at Georgia*	6 p.m.
18	at Georgia*	6 p.m.
19	at Georgia*	1 p.m.
May 22-27	SEC Tournament (Hoover, Ala.)	TBA
June 1-4	NCAA Regionals	
June 8-11	NCAA Super Regionals	
June 16-28	College World Series (Omaha, Neb.)	

All times Central; Home game in BOLD; \* - SEC Game

## APRIL 3 - 4 vs. ULM | BAUM STADIUM



### ULM WARHAWKS

Record	15-12 (4-5 Sun Belt)
Ranking	NR
Last Season	12-43 (6-24 Sun Belt)
Head Coach	Michael Federico
Career Record	15-12 (1st Season)
Record at ULM	15-12 (1st Season)



### #5 ARKANSAS RAZORBACKS

Record	19-9 (5-4 SEC)
Ranking	5
Last Season	45-19 (18-11 SEC)
Head Coach	Dave Van Horn
Career Record	1,199-592 (30th season)
Record at Arkansas	614-352 (16th Season)

## SERIES BY THE NUMBERS (2018 STATS)

ULM	OFFENSE	ARKANSAS	ULM	PITCHING/DEFENSE	ARKANSAS
.245	Batting Avg.	.313	6.62	ERA	3.49
.362	Slugging Pct.	.536	234.0	Innings Pitched	245.0
.365	On-Base Pct.	.416	0	Complete Games	0
.45	Doubles	.56	6	Saves	9
4	Triples	.2	1.91	Strikeout/Walk Ratio	2.60
17	Home Runs	.53	.292	Opponent's Avg.	.242
143	Walks	.153	32	Errors	31
43-of-53	Stolen Bases/Att	.19-of-24	12	Double Plays	30

All-time Series: Arkansas leads 10-7; Series in Fayetteville: Arkansas leads 4-1  
Series in Monroe: Tied 5-5; Series at Neutral Sites: Tied 1-1



The Razorbacks lead all SEC teams in batting average (.337), runs scored (71), slugging percentage (.607), on-base percentage (.408), hits (114), RBIs (70), home runs (24), and total bases (205) heading into the fourth week of SEC play.

### MLB (8)

Name	Years at Arkansas	Club
Brian Anderson	2012-14	Miami
Andrew Benintendi	2014-15	Boston
Logan Forsythe	2006-08	Los Angeles Dodgers
Craig Gentry	2005-06	Baltimore Orioles
Dallas Keuchel	2007-09	Houston
James McCann	2009-11	Detroit
Blake Parker	2004-06	Los Angeles Angels
Drew Smyly	2009-10	Chicago Cubs

### AAA (6)

Name	Years at Arkansas	Club
Barrett Astin	2011-13	Louisville (CIN)
Jalen Beeks	2013-14	Pawtucket (BOS)
Brett Eibner	2008-10	Round Rock (TEX)
Dominic Ficociello	2011-13	Toledo (DET)
Matt Reynolds	2010-12	Syracuse (WAS)
Ryne Stanek	2011-13	Durham (TB)

### AA (3)

Name	Years at Arkansas	Club
D.J. Baxendale	2010-12	Chattanooga (MIN)
Zack Cox	2009-10	Erie (DET)
Andy Wilkins	2008-10	Chattanooga (MIN)

### A-Advanced (3)

Name	Years at Arkansas	Club
Zach Jackson	2014-16	Dunedin (TOR)
Trey Killian	2013-15	Lancaster (COL)
Jacob Morris	2011-13	Winston-Salem (CWS)

### A (3)

Name	Years at Arkansas	Club
Michael Bernal	2014-16	Augusta (SF)
Clark Eagan	2014-16	West Virginia (PIT)
Bobby Wernes	2014-15	Asheville (COL)

### A-Short (3)

Name	Years at Arkansas	Club
Cannon Chadwick	2015-17	Brooklyn (NYM)
Trevor Stephan	2017	Staten Island (NYY)
James Teague	2014-16	Aberdeen (BAL)

### Rookie (4)

Name	Years at Arkansas	Club
Josh Alberius	2014-17	GCL Marlins (MIA)
Chad Spanberger	2015-17	Grand Junction (COL)
Dominic Taccolini	2014-17	AZL Padres (SD)
Doug Willey	2016	Orem (LAA)

### KNIGHT KEEPS ROLLING

Junior Blaine Knight has clearly shown why he is the ace of the Arkansas pitching staff this year. Knight currently leads all Razorback hurlers with a 2.01 ERA over seven starts, good for a top-10 total in the SEC. He had a sub-1.00 ERA through his first four starts and has struck out four or more batters in all seven of his appearances. Against Florida, Knight outdueled Brady Singer, going 6.2 innings and holding the Gator offense to just three runs with 10 strikeouts. It was Knight's first 10-strikeout performance of the season and he's the second pitcher to notch 10 K's on the defending national champions this season.

### THE SILENT ASSASSIN WITH THE SILENT J

Freshman Heston Kjerstad has shown no growing pains in his first season at the collegiate level. Kjerstad currently has the third-highest batting average in the SEC (.390) and is coming off a strong roadtrip where he hit .455 over the eight-game stretch, leading the team in all the slash categories (.970 slg%, .514 ob%), and he's totaled 15 hits with nine going for extra bases. He also clubbed four home runs after hitting just three in the first 20 games of the season. Over his last 10 games, the Amarillo, Texas native has hit .450 (18-for-40) with five home runs and 12 RBIs. He's currently on a 12-game hitting streak, which leads the team.

### SEC Hitting Leaders

Rank	Player	Average
1.	Jonathan India (UF)	.433
2.	Michael Helman (A&M)	.400
3.	<b>Heston Kjerstad (ARK)</b>	<b>.390</b>
4.	Luke Heyer (UK)	.376
5.	JJ Bleday (VU)	.372

**McFARLAND RED HOT** - When senior infielder Jared Gates went down with an injury midway through Arkansas' series finale with Kent State, sophomore Jordan McFarland came up clutch with a 2-for-3 performance at the plate and five RBIs, including two home runs, which equaled his entire total from a year ago. His second home run of the game was a grand slam, becoming the first Razorback to hit a grand slam since Chad Spanberger did it in the SEC Tournament quarterfinals last year. McFarland started both games of the Texas series and since then has hit an even .345 with six RBIs and seven runs scored. He recently had his 10-game hitting streak snapped after going 0-for-3 against Memphis. It was the third-longest hit streak on the

team this year.

### Razorback Hitting Streaks in 2018

Player	Longest	Current
Casey Martin	13	5
Eric Cole	12	3
Heston Kjerstad	12	12
Jordan McFarland	10	3

### CALL IN THE BAUM SQUAD

In 2017, Arkansas crushed an SEC-best 83 home runs. It was the most home runs by a Razorback team since 2010. The Hogs have picked up where they left off with 53 home runs after 28 games, 16 more than they had after 28 games last year. Four different players (Kjerstad, Shaddy, Cole, Martin) all lead the team with seven homers this year. Currently, Arkansas has had 12 different players hit at least one home run this year, which ties for the second-most in the nation.

89 of Arkansas' 229 runs in 2018 have come from the home run ball, making 39 percent of the team's total run production.

### Most Home Runs Hit (NCAA)

Rank	Team	Home Runs
1.	Tennessee Tech	59
2.	<b>Arkansas</b>	<b>53</b>
3.	Kentucky	48
4.	Florida	46
5.	NC State	44

### RAZORBACKS BLAST LONGHORNS AND WILDCATS

The Razorbacks blew past the competition this week, sweeping a midweek series against old Southwest Conference rival Texas and then sweeping No. 4 Kentucky to open Southeastern Conference play to up their winning streak to six games ... The sweep over the Wildcats is Arkansas' first over a Kentucky team since 2004... Arkansas brought the offensive firepower all week to hit .398 as a team, while scoring 59 runs over the five-game stretch, 39 in the series against Kentucky ... The 39 runs scored against the Wildcats ended up being the most runs scored by an Arkansas team in an SEC series since 1997 ... The Hogs also clubbed 15 homers over the five games, 13 against Kentucky.

### BIGGERS AND MARTIN TAKE HOME WEEKLY AWARDS

Following the offensive explosion against Texas and Kentucky, junior Jax Biggers was named the SEC's Player of the Week, while freshman Casey

## 2018 SEC STANDINGS

		Conference				Overall			
		W	L	Win%	GB	W	L	Win%	Last 10 Streak
EASTERN	Florida	7	2	.778	--	25	5	.833	8-2 W6
	Georgia	7	2	.778	--	21	7	.750	9-1 L1
	Missouri	5	4	.556	2.0	21	7	.750	7-3 W2
	Vanderbilt	5	4	.556	2.0	17	11	.607	4-6 L4
	South Carolina	4	5	.444	3.0	17	11	.607	5-5 W4
	Tennessee	4	5	.444	3.0	17	12	.586	4-6 L3
	Kentucky	3	6	.333	4.0	19	9	.679	5-5 W1
WESTERN	Ole Miss	6	3	.667	--	25	4	.862	8-2 W2
	<b>Arkansas</b>	<b>5</b>	<b>4</b>	<b>.556</b>	<b>1.0</b>	<b>19</b>	<b>9</b>	<b>.679</b>	<b>5-5 L2</b>
	LSU	5	4	.556	1.0	18	11	.621	5-5 W1
	Auburn	4	5	.444	2.0	22	7	.759	4-6 L2
	Alabama	3	6	.333	3.0	18	11	.621	2-8 L1
	Texas A&M	3	6	.333	3.0	21	8	.724	5-5 W1
	Mississippi State	2	7	.222	4.0	14	15	.483	4-6 L1

## MORE RAZORBACK NOTES

Martin took the league's Freshman of the Week honors. Biggers had a breakout week, hitting .588 with two doubles, two home runs, and seven RBIs out of the leadoff spot in five games against Texas and No. 4 Kentucky. In the Kentucky series alone, Biggers totaled three multi-hit games, including one three-hit game and one four hit performance. Martin continued his stellar start to his freshman campaign, hitting .350 last week with three home runs and seven RBIs combined against Texas and Kentucky.

**BONFIELD AND SHADY REACH 150 STARTS IN CAREERS** - Luke Bonfield and Carson Shaddy both reached the 150-start plateau recently. For Bonfield, he made his milestone start at DH in game two against Florida last Saturday, while Shaddy earned his on Tuesday at Memphis. They both are the first Razorbacks to reach that mark since Michael Bernal finished his career with 167 starts after the 2016 season. Danny Hamblin still holds the record for 245 starts in his career. Currently, Bonfield sits at 154 starts, while Shaddy is at 153 for his career.

### CRONIN SHOWS HIS STUFF

One of the bright spots to Arkansas' pitching staff this year has been the play of sophomore Matt Cronin. In nine appearances this year, Cronin has one victory and four saves with six scoreless outings. Against Arizona, he retired seven of the final eight batters and also got out of a bases loaded jam in the seventh. He did it again against Texas, getting a bases-loaded strikeout in the eighth to escape the danger and went on to earn another save. Against No. 2 Florida, he retired six of the final seven batters to earn his third save in four outings. Currently, Cronin is fifth in the conference with five saves this year.

### SEC Saves Leaders

Rank	Player	Games	Saves
1.	M. Byrne (UF)	14	7
2.	D. Woolfolk (OM)	12	6
	P. Caracci (OM)	13	6
	C. Coker (AU)	15	6
5.	M. Cronin (ARK)	11	5

**NO PLACE LIKE HOME** - The Razorbacks have been stellar at home so far this season, building up a 14-2 record in series wins over Bucknell, Dayton, USC, Kent State, Texas, and, most recently, No. 4 Kentucky. As a team, Arkansas is hitting .358, while the pitching staff has garnered a 2.71 ERA in games played at Baum Stadium. The starting pitchers have picked up seven of the 14 victories, while the staff as a whole is holding batters to a .233 average. At the plate, the Hogs have smashed 36 of its season's 39 homers at Baum Stadium and are slugging a combined .629.

**DVH WINS 600 GAMES AS RAZORBACK HEAD COACH** - By defeating San Diego State, 5-2, head coach Dave Van Horn claimed his 600th win as the Razorback skipper. Van Horn is now one of only three head coaches in the SEC with 600 or more wins at their current school. Overall, Van Horn has 975 wins as a Division I head coach, good for eighth most among all active coaches.

**MURPHY AND KJERSTAD WILL HOGS PAST WILDCATS** - Playing a neutral site game as part of a warmup to the Tony Gwynn Legacy Tournament, Arkansas was able to gut out a 1-0 victory over Pac-12 power Arizona. Junior pitcher Kacey Murphy showed no drop off from his strong 2017 postseason by throwing six scoreless innings and totaling six strikeouts on 73 pitches. At the plate, freshman Heston Kjerstad continued to show he belongs by hitting the solo home run that provided the victory. Kjerstad has at least one hit in all but three games this season and has 16 RBIs, good for second on the team.

**KNIGHT MAKES THIRD-STRAIGHT OPENING WEEKEND START** - For the third-straight season, Bryant, Arkansas native Blaine Knight was part of Arkansas' starting rotation for the first series of the year. Knight held Bucknell hitless over five innings in a 14-2 victory. Combined in his three opening weekend starts, Knight has struck out 12 batters in 14 innings, while allowing just two runs and walking two batters. Knight currently has the third-best ERA in the SEC (0.78) and it's also good for top-40 in the nation.

**HOGS PLATE 49 RUNS ON BUCKNELL** - Arkansas cruised to a sweep over Bucknell on opening weekend. While the three wins were impressive enough, it was the amount of runs that was astounding. 49 Razorback runs crossed the plate combined over the three games including 32 in Saturday's game two. The 49 runs is the most in the first three games of a season since 1997. The sweep is the team's fifth-straight to open a season dating back to 2014, while the 32 runs in game two was just one less than the school record for runs scored in a single-game (1984).

**WELCOME BACK GUYS!** - Multiple Razorbacks who were injured for all of 2017 made their returns last week including: pitchers Isaiah Campbell (bone spurs), Keaton McKinney (elbow), Cody Scroggins (elbow), and infielder Hunter Wilson (leg). Campbell and McKinney were both part of the starting rotation, combining for six innings and nine strikeouts. Campbell was able to earn the game two win, while McKinney was making his first competitive appearance since the 2016 season.

**SHADY GOES ALL OUT TO EARN SEC PLAYER OF THE WEEK** - Carson Shaddy was the Razorbacks' most efficient hitter during the season's first weekend as he totaled an SEC-leading nine RBIs in 12 plate appearances. He was only 4-for-7 (.571) at the plate, but drew four walks to build up a .750 on-base percentage, which is third best in the league. On Opening Day, Shaddy started 2018 off with a bang, clubbing four RBIs as part of a 1-for-2 day with a home run. The four RBIs were the most for a Razorback on Opening Day since Blake Parker drove in four in 2005 against Dallas Baptist. He finished the weekend with a .571/.750/1.571 slash line.

**EARLY RECOGNITION FOR BLAINE KNIGHT** - Razorback junior right-hander Blaine Knight was named a Louisville Slugger Preseason Third Team All-American by Collegiate Baseball Magazine back in December. Knight was one of Arkansas' top arms in 2017, making 16 starts and compiling a 3.28 ERA in 90.2 innings pitched, the second-lowest ERA among Arkansas starting pitchers. His eight wins were good for tops on the team and were the most by an Arkansas pitcher since Chris Oliver had eight in 2014.

**KOCH NAMED PRESEASON ALL-AMERICAN** - Razorback junior catcher Grant Koch was named a Preseason Third Team All-American by D1Baseball.com in January. The Hog backstop was a constant in the lineup last year as he started in nearly every game (63 games), and hit .264 with a career-best 13 home runs and 42 RBIs. His home run total was the seventh most in the conference, most among catchers, and most by a Razorback catcher in the Dave Van Horn era.

**ARKANSAS EARNS TOP 10 PRESEASON RANKINGS IN ALL NATIONAL POLLS** - With the release of the preseason poll from the National College Baseball Writers Association, Arkansas will begin the 2018 season ranked in the top 10 of all the major national polls. The NCBWA placed the Hogs at No. 6 in this week's poll, the same placement as the Perfect Game poll, which is also the lowest of the six polls. Collegiate Baseball Magazine ranked the Razorbacks at No. 3, their highest since they were ranked No. 1 at the preseason in 2013.

**HIGH MARKS IN PRESEASON SEC POLL** - The Razorbacks were picked by the league's head coaches to win the Western Division and finish second overall. In the 27th annual preseason SEC poll, the Hogs picked up 12 of the 14 votes to win the division and one vote to take the league overall.

**FOUR HOGS EARN PRESEASON ALL-SEC MARKS** - Arkansas was one of two schools (Florida) to have four or more players earn a spot on either Preseason All-SEC team. Catcher Grant Koch led all Razorbacks as the lone first-team player, followed by Blaine Knight, Jax Biggers, and Dominic Fletcher, who make up the second team.

**FLETCHER RETURNS TO CAPTAIN OUTFIELD AFTER BANNER FRESHMAN SEASON** - After a year where he could be argued as the best hitting freshman in the SEC, centerfielder Dominic Fletcher is back for his sophomore year with the Hogs. Fletcher was named a freshman All-American by the NCBWA and Baseball America in 2017 after hitting .291 with 64 hits, 12 home runs, and 37 RBIs. His 12 long balls were the second most by a Razorback freshman in a season in school history trailing only Zack Cox, who hit 13 in 2009. In last year's season opener, Fletcher became the first Arkansas freshman to homer in his Razorback debut since Andy Wilkins in 2008.



# National Polls

## Baseball America

Week 7 (April 2)

1. Florida	25-5
2. Stanford	20-3
3. Ole Miss	25-4
4. Florida State	22-7
5. Oregon State	21-4
6. NC State	23-5
7. Texas Tech	23-6
8. Clemson	22-6
<b>9. Arkansas</b>	<b>19-9</b>
10. Duke	24-5
11. ECU	20-6
12. Southern Miss	19-7
13. Kentucky	19-9
14. Vanderbilt	17-11
15. Auburn	22-7
16. Indiana	20-5
17. LSU	18-11
18. Coastal Carolina	21-9
19. Oklahoma	20-10
20. UCLA	16-7
21. Georgia	21-7
22. UCF	20-9
23. Texas A&M	21-8
24. Louisville	19-8
25. Dallas Baptist	16-9

## D1Baseball

Week 7 (April 2)

1. Florida	25-5
2. Stanford	20-3
3. Ole Miss	25-4
4. Oregon State	21-4
<b>5. Arkansas</b>	<b>19-9</b>
6. Florida State	22-7
7. Texas Tech	23-6
8. NC State	23-5
9. Kentucky	19-9
10. Indiana	20-5
11. Clemson	22-6
12. ECU	20-6
13. Southern Miss	19-7
14. Duke	24-5
15. Vanderbilt	17-11
16. Georgia	21-7
17. LSU	18-11
18. Missouri	21-7
19. Auburn	22-7
20. Oklahoma	20-10
21. UCLA	16-7
22. Louisiana Tech	22-8
23. Missouri State	19-7
24. Coastal Carolina	21-9
25. Wichita State	19-6

## Perfect Game

Week 7 (April 2)

1. Florida	25-5
2. Stanford	20-3
3. Ole Miss	25-4
4. Oregon State	21-4
5. NC State	23-5
6. Texas Tech	23-6
7. Florida State	22-7
<b>8. Arkansas</b>	<b>19-9</b>
9. Clemson	22-6
10. Kentucky	19-9
11. Duke	24-5
12. Indiana	20-5
13. Auburn	22-7
14. Southern Miss	19-7
15. Vanderbilt	17-11
16. Oklahoma	20-10
17. ECU	20-6
18. LSU	18-11
19. Texas A&M	21-8
20. Missouri	21-7
21. UCLA	16-7
22. Louisville	19-8
23. TCU	14-10
24. Sam Houston State	20-7
25. Georgia	21-7

## USA Today/ESPN

Week 7 (April 2)

1. Florida (26)	25-5
2. Stanford (4)	20-3
3. Ole Miss	25-4
4. Oregon State (1)	21-4
5. Texas Tech	23-6
6. Florida State	22-7
7. NC State	23-5
<b>8. Arkansas</b>	<b>19-9</b>
9. Clemson	22-6
10. Kentucky	19-9
11. Indiana	20-5
12. Duke	24-5
13. ECU	20-6
14. Southern Miss	19-7
15. Auburn	22-7
16. Vanderbilt	17-11
17. Georgia	21-7
18. UCLA	16-7
19. Texas A&M	21-8
20. LSU	18-11
21. Louisville	19-8
22. Missouri	21-7
23. Oklahoma	20-10
24. Coastal Carolina	21-9
25. Wichita State	19-6

## Collegiate Baseball

Week 7 (April 2)

1. Florida	25-5
2. Stanford	20-3
3. Oregon State	21-4
4. NC State	23-5
5. Ole Miss	25-4
6. Clemson	22-6
7. Duke	24-5
8. Georgia	21-7
9. Florida State	22-7
10. UCLA	16-7
11. Louisville	19-8
12. Texas Tech	23-6
13. Indiana	20-5
<b>14. Arkansas</b>	<b>19-9</b>
15. Illinois	17-7
16. Stetson	23-5
17. Vanderbilt	17-11
18. ECU	20-6
19. Oklahoma	20-10
20. Nevada	15-9
21. LSU	18-11
22. Florida Gulf Coast	22-5
23. Missouri	21-7
24. Missouri State	19-7
25. Auburn	22-7
26. Sam Houston State	20-7
27. Coastal Carolina	21-9
28. Wichita State	19-6
29. Southern Miss	19-7
30. North Carolina	18-10

## NCBWA

Week 6 (March 26)

1. Oregon State	20-2
2. Florida	21-5
3. Stanford	17-2
4. Ole Miss	22-3
5. Florida State	20-5
<b>6. Arkansas</b>	<b>17-7</b>
7. Kentucky	17-7
8. Texas Tech	21-5
9. Vanderbilt	17-7
10. NC State	20-4
11. Auburn	20-5
12. Southern Miss	17-5
13. UCLA	15-5
14. Clemson	18-6
15. Indiana	16-5
16. Texas A&M	19-6
17. Duke	20-5
18. ECU	18-5
19. Louisville	18-6
20. TCU	14-7
21. LSU	16-9
22. Wichita State	17-4
23. Coastal Carolina	19-7
24. UNLV	20-5
25. Illinois	15-5
26. San Diego State	16-7
27. Georgia	18-6
28. UCF	18-8
29. North Carolina	14-10
30. College of Charleston	19-6
Sam Houston State	17-7
Stetson	19-5

## Arkansas Week-By-Week in the Polls

	BA	D1	PG	USA TODAY	CB	NCBWA
Preseason	4	4	6	6	3	6
Week 1	4	4	6	6	3	4
Week 2	6	5	9	6	15	9
Week 3	6	5	9	7	15	10
Week 4	7	5	9	10	18	--
Week 5	4	4	3	4	7	4
Week 6	6	5	5	6	14	6
Week 7	9	5	8	8	14	--
Week 8	--	--	--	--	--	--
Week 9	--	--	--	--	--	--
Week 10	--	--	--	--	--	--
Week 11	--	--	--	--	--	--
Week 12	--	--	--	--	--	--
Week 13	--	--	--	--	--	--
Week 14	--	--	--	--	--	--
Week 15	--	--	--	--	--	--
<b>Final</b>	--	--	--	--	--	--

BA - Baseball America

ESPN - USA Today/ESPN

CB - Collegiate Baseball

NCBWA - National Collegiate Baseball Writers Association

PG - Perfect Game

D1 - D1Baseball.com

# Head Coach Dave Van Horn



## PERSONAL

Born: Sept. 17, 1960  
 Hometown: Kansas City, Mo.  
 Alma Mater: Arkansas (1988)  
 Masters of Science: East Texas State Univ. (1992)  
 Wife: Karen  
 Children: Hollan, Mariel  
 Named Head Coach at Arkansas: June 21, 2002

## PLAYING HISTORY

1982-1984 Atlanta Braves Organization  
 1982 MLB Draft: 10th Rd (Braves)  
 1982 Arkansas  
 1980-1981 McLennan (Texas) CC

## COACHING HONORS

2004 SEC Coach of the Year  
 2001 Baseball America National Coach of the Year  
 2001 BIG 12 Coach of the Year  
 2001 ABCA Midwest Region Coach of the Year  
 2000 ABCA Midwest Region Coach of the Year  
 1997 Southland Coach of the Year  
 1995 Southland Coach of the Year  
 1994 NCAA Division II Coach of the Year  
 1994 ABCA Central Region Coach of the Year

## HALL OF FAME

2013 Inducted into Winnetonka HS HOF  
 2012 Inducted into Ban Johnson League HOF  
 2001 Inducted into Central Missouri State HOF

After 15 years as head coach of the Razorback Baseball program, Dave Van Horn has continued to elevate Arkansas into one of the nation's premier teams year in and year out. Over his 15 seasons as head Hog, Van Horn has led Arkansas to four College World Series appearances, 14 NCAA Tournament berths, one Southeastern Conference overall title, three SEC Western Division championships and a total of 595 wins, averaging nearly 40 wins a season.

Ever since returning to his alma mater in 2003 to take over for retiring SEC legend Norm DeBriyn, Van Horn has continued to successfully field nationally competitive teams, while also grooming numerous All-Americans, all-conference and future Major League players.

Under his guidance, 20 Razorbacks have been named All-Americans, 26 as All-SEC players, and 90 have been picked in the MLB Draft. Those draft picks are the third-most among all active head coaches in the SEC.

Van Horn is the second-winningest coach in Arkansas history with 595 wins entering the 2018 season. With five more victories, he will become just the second active SEC head coach with 600 or more victories at their current school.

Including his years at Nebraska, Northwestern State and Central Missouri State, Van Horn has racked up 966 wins at four-year institutions, which is 18th-most among all active coaches. With 34 more victories, he will become one of 12 active coaches with 1,000 or more wins at four-year schools.

DVH AGAINST 2018 OPPONENTS				
	W/L	Home	Away	Neutral
Alabama	27-23	14-7	11-13	2-3
Arizona	1-2	--	--	1-2
Auburn	25-20	12-9	13-11	1-0
Bucknell	5-0	3-0	--	2-0
Florida	23-20	10-3	9-15	4-3
Georgia	20-13	12-6	8-6	0-1
Grambling State	5-0	5-0	--	--
Kent State	3-1	2-1	--	1-0
Kentucky	22-11	13-5	9-6	--
LSU	17-37	9-5	7-14	1-8
Memphis	8-1	2-0	4-0	2-1
Mississippi State	25-24	13-11	10-11	2-2
Missouri State	17-9	10-7	7-2	--
Ole Miss	22-34	9-15	9-15	4-4
San Diego State	8-1	4-0	4-1	--
South Carolina	20-18	8-7	9-8	3-3
Texas	4-3	2-0	1-2	1-1
Texas A&M	11-9	5-4	5-5	1-0
Texas Tech	2-0	--	--	2-0
ULM	4-1	4-1	--	--

## VAN HORN'S CAREER NUMBERS

Year	School	Record	Pct.	Conf.	Place	Tourn.	NCAA
1989	Texarkana CC	39-18	.684	NA	NA	NA	--
1990	Texarkana CC	44-14	.759	NA	NA	NA	--
1991	Texarkana CC	45-12	.789	NA	NA	NA	--
1992	Texarkana CC	48-10	.827	NA	1st	NA	--
1993	Texarkana CC	38-18	.678	NA	NA	NA	--
	<i>Totals</i>	<i>214-72</i>	<i>.748</i>	--	--	--	--
1994	Central Missouri State	51-11	.823	15-1	1st (Div.)	1st (4-1)	NCAA DII Champs
	<i>Totals</i>	<i>51-11</i>	<i>.823</i>	<i>15-1</i>	--	<i>1 (4-1)</i>	--
1995	Northwestern State	37-15	.711	19-5	1st	DNP (0-2)	--
1996	Northwestern State	34-27	.557	14-16	2nd (Div.)	2nd (3-2)	--
1997	Northwestern State	35-23	.603	19-9	1st	DNP (0-2)	--
	<i>Totals</i>	<i>106-65</i>	<i>.620</i>	<i>52-30</i>	--	<i>3 (3-6)</i>	--
1998	Nebraska	24-20	.545	10-13	7th	DNQ	DNQ
1999	Nebraska	42-18	.700	16-9	5th	1st (4-0)	NCAA (1-2)
2000	Nebraska	51-17	.750	21-9	2nd	1st (5-1)	NCAA (4-2)
2001	Nebraska	50-16	.758	20-8	1st	1st (4-0)	CWS (5-2)
2002	Nebraska	47-21	.691	16-11	2nd	2nd (3-1)	CWS (5-3)
	<i>Totals</i>	<i>214-92</i>	<i>.699</i>	<i>67-39</i>	--	<i>4 (16-2)</i>	<i>4 (15-9)</i>
2003	Arkansas	35-22	.612	14-16	6th West	T-7th (0-2)	NCAA (1-2)
2004	Arkansas	45-24	.652	19-11	T-1st Overall	4th (2-2)	CWS (6-3)
2005	Arkansas	39-22	.636	13-17	T-5th West	T-7th (0-2)	NCAA (2-2)
2006	Arkansas	39-21	.650	18-12	2nd West	T-7th (0-2)	NCAA (1-2)
2007	Arkansas	43-21	.672	18-12	1st West	2nd (3-1)	NCAA (2-2)
2008	Arkansas	34-24	.586	14-15	4th West	DNQ	NCAA (0-2)
2009	Arkansas	41-24	.631	14-15	4th West	4th (2-2)	CWS (7-2)
2010	Arkansas	43-21	.672	18-12	2nd West	T-7th (0-2)	NCAA (3-3)
2011	Arkansas	40-22	.645	15-15	1st West	T-3rd (2-2)	NCAA (2-2)
2012	Arkansas	46-22	.676	16-14	T-2nd West	T-9th (0-2)	CWS (7-3)
2013	Arkansas	39-22	.639	18-11	2nd West	T-3rd (2-1)	NCAA (2-2)
2014	Arkansas	40-25	.615	16-14	4th West	T-3rd (3-2)	NCAA (2-2)
2015	Arkansas	40-25	.615	17-12	3rd West	T-5th (2-2)	CWS (5-3)
2016	Arkansas	26-29	.473	7-23	7th West	DNQ	DNQ
2017	Arkansas	45-19	.703	18-11	2nd West	2nd (3-2)	NCAA (3-2)
2018	Arkansas	19-9	.679	5-4	--	--	--
	<i>Totals</i>	<i>614-352</i>	<i>.636</i>	<i>240-214</i>	--	<i>13 (19-24)</i>	<i>14 (43-32)</i>
<i>Career Totals</i>		<i>1199-592</i>	<i>.669</i>	<i>374-284</i>	--	<i>42-33 (.560)</i>	<i>58-41 (.586)</i>

# Numerical Roster

No.	Player	Pos.	B/T	Yr.	Ht.	Wt.	Hometown/Previous School
3	Jared Gates	INF	L/R	Sr	6-0	190	Wichita, Kan./Iowa Western CC/Wichita Northwest HS
4	Bryce Bonnin	RHP/INF	R/R	Fr	6-1	190	Mont Belvieu, Texas/Barbers Hill HS
5	Jacob Nesbit	INF	R/R	Fr	6-0	175	Coppell, Texas/Coppell HS
6	Hunter Wilson	INF	L/R	R-Jr	5-10	170	Spiro, Okla./Eastern OK St. JC/Stephen F. Austin/Spiro HS
7	Jack Kenley	INF	L/R	So	6-0	180	Germantown, Tenn./Houston HS
8	Eric Cole	OF	S/R	Jr	5-11	195	Southlake, Texas/Southlake Carroll HS
9	Jax Biggers	INF	L/R	Jr	5-11	185	Missouri City, Texas/Cisco JC/Ridge Point HS
10	Easton Murrell	INF	S/R	Fr	6-0	190	Prosper, Texas/Prosper HS
11	Keaton McKinney	RHP	R/R	R-Jr	6-5	225	Ankeny, Iowa/Centennial HS
12	Casey Opitz	C/INF	S/R	Fr	5-11	175	Centennial, Co./Heritage HS
13	Jordan McFarland	INF/OF	R/R	So	6-3	220	Waterloo, Ill./Waterloo HS
14	Cole Turney	OF	L/L	Fr	6-0	225	Richmond, Texas/Fort Bend Travis HS
15	Casey Martin	INF	R/R	Fr	5-11	175	Lonoke, Ark./Lonoke HS
16	Blaine Knight	RHP	R/R	Jr	6-3	165	Bryant, Ark./Bryant HS
17	Luke Bonfield	OF	R/R	Sr	6-3	215	Skillman, N.J./IMG Academy
18	Heston Kjerstad	OF	L/R	Fr	6-3	190	Amarillo, Texas/Randall HS
19	Brady Disher	C/INF	L/R	Fr	6-1	190	Trophy Club, Texas/Byron Nelson HS
20	Carson Shaddy	INF	R/R	R-Sr	5-11	185	Fayetteville, Ark./Fayetteville HS
21	Kacey Murphy	LHP	L/L	Jr	6-0	190	Rogers, Ark./Rogers Heritage HS
22	Ben McClain	OF	L/L	Fr	5-10	185	Lee's Summit, Mo./Lee's Summit West HS
24	Dominic Fletcher	OF	L/L	So	5-9	185	Cypress, Calif./Cypress HS
26	Ryan Drake	INF	R/R	Fr	6-4	190	Grapevine, Texas/Grapevine HS
27	Evan Lee	LHP/OF	R/L	So	6-2	190	Bryant, Ark./Bryant HS
28	Kole Ramage	RHP	R/R	Fr	6-1	185	Southlake, Texas/Southlake Carroll HS
29	Angus Denton	RHP	R/R	So	5-11	160	Beebe, Ark./Beebe HS
31	Caleb Bolden	RHP	R/R	Fr	6-2	170	Texarkana, Texas/Pleasant Grove HS
32	Matt Cronin	LHP	L/L	So	6-2	190	Navarre, Fla./Navarre HS
33	Grant Koch	C	R/R	Jr	6-0	195	Fayetteville, Ark./Fayetteville HS
34	Jake Reindl	RHP	R/R	Jr	6-1	200	Fayetteville, Ark./Shiloh Christian HS
35	Jacob Kostyshock	RHP	R/R	So	6-4	175	O'Fallon, Mo./Francis Howell HS
37	Weston Rogers	LHP	L/L	Jr	6-4	215	Springdale, Ark./Har-Ber HS
44	Derek Ripp	INF	L/R	Fr	6-6	230	Olathe, Kan./St. James Academy HS
45	Kevin Kopps	RHP	R/R	R-So	6-0	195	Sugar Land, Texas/George Ranch HS
46	Barrett Loseke	RHP	R/R	Jr	6-0	180	Tulsa, Okla./Jenks HS
47	Hunter Milligan	LHP	L/L	Fr	6-4	205	Greenbrier, Ark./Greenbrier HS
48	Zack Plunkett	C	R/R	R-Jr	6-2	205	Hurst, Texas/TCU/L.D. Bell HS
55	Isaiah Campbell	RHP	R/R	R-So	6-4	235	Olathe, Kan./Olathe South HS
57	Cody Scroggins	RHP	R/R	R-So	6-0	185	Bentonville, Ark./Bentonville HS
88	Zebulon Vermillion	RHP	L/R	Fr	6-4	185	Prairie Village, Kan./Shawnee Mission East HS
99	Jackson Rutledge	RHP	R/R	Fr	6-8	260	St. Louis, Mo./Rockwood Summit HS

## Coaches and Support Staff

Head Coach:	2 Dave Van Horn, 16th Season (Arkansas, 1988)
Assistant Coach:	40 Wes Johnson, 2nd Season (Arkansas-Monticello, 1994)
Assistant Coach:	30 Nate Thompson, 1st Season (Dallas-Baptist, 2006)
Volunteer Assistant Coach:	25 Craig Parry, 1st Season (South Dakota State, 2008)
Student Asst. Coach:	26 Jake Arledge, 1st Season
Director of Operations:	Clay Goodwin, 11th Season (Arkansas, 2005)
Athletic Trainer:	Corey Wood (East Carolina, 2008)
Strength & Conditioning	Blaine Kinsley (Lenoir-Rhyne, 2010)
Managers:	Sean O'Neil, Cale Petrie, Hayden Sutton, Chandler Tolbert

## Pronunciation Guide

Bryce Bonnin	BON-in
Jacob Nesbit	NEZ-bit
Easton Murrell	Muh-RELL
Heston Kjerstad	KERR-stad
Carson Shaddy	SHAD-eee
Kole Ramage	RAM-midge
Grant Koch	COOK
Jake Reindl	RINE-dull
Jacob Kostyshock	Cost-EE-shock
Barrett Loseke	LOW-ski

# 2018 Overall Statistics



## 2018 Arkansas Baseball Overall Statistics for Arkansas (as of Mar 31, 2018) (All games Sorted by Batting avg)



Record: 19-9 Home: 14-2 Away: 4-6 Neutral: 1-1 SEC: 5-4

Player	avg	gp-gs	ab	r	h	2b	3b	hr	rbi	tb	slg%	bb	hp	so	gdp	ob%	sf	sh	sb-att	po	a	e	fld%
18 Heston Kjerstad	.390	28-28	100	28	39	9	0	7	29	69	.690	12	11	20	2	.492	3	0	1-1	38	2	2	.952
8 Eric Cole	.348	28-28	115	30	40	6	1	7	20	69	.600	18	1	25	1	.440	0	0	4-5	48	1	0	1.000
15 Casey Martin	.348	27-23	92	21	32	4	0	7	26	57	.620	12	1	23	0	.425	1	3	3-4	20	32	3	.945
20 Carson Shaddy	.345	26-24	87	22	30	4	1	7	25	57	.655	10	4	24	3	.431	1	1	3-5	35	67	4	.962
9 Jax Biggers	.333	27-27	102	24	34	6	0	3	15	49	.480	21	2	15	1	.449	2	0	5-5	38	56	6	.940
17 Luke Bonfield	.302	27-25	86	13	26	6	0	4	18	44	.512	19	5	17	1	.450	1	0	0-0	4	0	0	1.000
33 Grant Koch	.282	26-25	85	18	24	2	0	6	21	44	.518	18	0	18	1	.396	3	0	1-1	184	21	1	.995
24 Dominic Fletcher	.229	28-27	109	17	25	7	0	4	18	44	.404	10	1	25	0	.293	3	0	1-1	57	2	4	.937
-----																							
28 Kole Ramage	1.000	1-0	1	0	1	0	0	0	1	1	1.000	0	0	0	0	1.000	0	0	0-0	3	3	0	1.000
27 Evan Lee	.368	8-7	19	6	7	1	0	1	6	11	.579	6	0	5	0	.500	1	1	0-0	20	4	2	.923
6 Hunter Wilson	.333	14-5	21	4	7	1	0	0	6	8	.381	3	1	2	1	.440	0	1	0-0	15	11	2	.929
13 Jordan McFarland	.328	21-15	64	22	21	3	0	3	12	33	.516	7	2	11	1	.411	0	0	0-1	107	8	0	1.000
7 Jack Kenley	.250	18-2	12	5	3	1	0	0	3	4	.333	3	1	6	0	.412	1	0	0-0	2	7	0	1.000
12 Casey Opitz	.235	10-3	17	5	4	2	0	0	2	6	.353	2	1	6	0	.350	0	0	0-0	46	4	1	.980
3 Jared Gates	.222	17-13	45	8	10	4	0	3	11	23	.511	6	1	9	1	.321	1	1	0-0	91	8	1	.990
48 Zack Plunkett	.222	6-0	9	1	2	0	0	1	2	5	.556	1	0	1	0	.300	0	0	0-0	10	0	0	1.000
10 Easton Murrell	.125	6-0	8	4	1	0	0	0	1	1	.125	3	2	2	1	.462	0	0	0-0	3	5	1	.889
14 Cole Turney	.000	4-0	7	1	0	0	0	0	0	0	.000	2	0	6	0	.222	0	0	1-1	0	0	0	.000
Totals	.313	28	979	229	306	56	2	53	216	525	.536	153	33	215	13	.416	17	7	19-24	735	254	31	.970
Opponents	.242	28	917	128	222	34	2	18	110	314	.342	96	14	250	25	.321	8	10	13-18	711	218	22	.977

LOB - Team (251), Opp (182). DPs turned - Team (30), Opp (15). CI - Team (0), Opp (2). IBB - Team (4), H. Kjerstad 2, C. Shaddy 1, L. Bonfield 1. Picked off - J. Biggers 1, H. Kjerstad 1.

### (All games Sorted by Earned run avg)

Player	era	w-l	app	gs	cg	sho	sv	ip	h	r	er	bb	so	2b	3b	hr	b/avg	wp	hp	bk	sfa	sha
16 Blaine Knight	2.01	5-0	7	7	0	0/1	0	40.1	33	11	9	10	42	3	0	5	.224	1	2	2	0	2
21 Kacey Murphy	2.25	3-2	6	5	0	0/1	0	32.0	27	13	8	6	26	5	1	5	.231	2	2	0	2	0
-----																						
99 Jackson Rutledge	0.00	2-0	8	0	0	0/1	1	9.2	6	3	0	6	8	0	0	0	.167	0	0	0	1	0
37 Weston Rogers	0.00	0-0	1	0	0	0/0	0	0.0	0	0	0	1	0	0	0	0		0	0	0	0	0
32 Matt Cronin	2.62	2-0	11	0	0	0/1	5	24.0	12	7	7	5	28	4	0	2	.150	2	1	0	2	0
28 Kole Ramage	2.81	0-1	9	1	0	0/1	0	16.0	15	10	5	5	22	1	0	0	.259	4	1	0	1	3
57 Cody Scroggins	3.00	0-0	5	0	0	0/1	0	3.0	1	2	1	4	5	0	0	0	.111	1	1	0	0	1
55 Isaiah Campbell	3.33	2-3	6	6	0	0/0	0	27.0	23	16	10	16	29	6	1	2	.223	2	2	0	0	0
4 Bryce Bonnin	3.94	1-0	7	1	0	0/1	0	16.0	14	9	7	8	15	1	0	1	.250	3	1	0	1	1
31 Caleb Bolden	3.95	2-0	5	1	0	0/0	0	13.2	12	6	6	8	10	1	0	0	.245	0	0	0	0	1
88 Zebulon Vermillion	4.00	0-0	6	0	0	0/0	1	9.0	11	5	4	0	11	1	0	0	.289	2	1	0	0	0
47 Hunter Milligan	4.50	0-0	3	2	0	0/1	0	4.0	2	2	2	3	4	0	0	0	.154	1	1	1	0	1
11 Keaton McKinney	4.50	0-0	1	1	0	0/0	0	2.0	1	1	1	2	2	0	0	0	.167	0	0	0	0	0
46 Barrett Loseke	5.84	0-0	7	2	0	0/0	0	12.1	11	8	8	6	16	2	0	1	.234	0	0	2	1	0
27 Evan Lee	6.52	1-2	5	1	0	0/0	0	9.2	14	9	7	4	7	2	0	0	.341	1	0	0	0	0
35 Jacob Kostyshock	6.75	0-0	8	0	0	0/0	1	13.1	19	12	10	6	9	3	0	1	.345	2	1	0	0	0
34 Jake Reindl	6.92	1-1	8	1	0	0/0	1	13.0	21	14	10	6	16	5	0	1	.339	4	1	0	0	1
Totals	3.49	19-9	28	28	0	3/3	9	245.0	222	128	95	96	250	34	2	18	.242	25	14	5	8	10
Opponents	8.16	9-19	28	28	0	0/0	5	237.0	306	229	215	153	215	56	2	53	.313	31	33	4	17	7

PB - Team (5), G. Koch 4, C. Opitz 1, Opp (6). Pickoffs - Team (1), E. Lee 1, Opp (2). SBA/ATT - G. Koch (9-12), C. Opitz (4-6), I. Campbell (3-5), J. Reindl (4-4), M. Cronin (1-2), C. Bolden (2-2), B. Knight (0-1), H. Milligan (1-1), K. Ramage (0-1), B. Bonnin (1-1), E. Lee (1-1).

# 2018 Conference Statistics



## 2018 Arkansas Baseball Conference statistics for Arkansas (as of Mar 31, 2018) (SEC games only Sorted by Batting avg)



Record: 5-4 Home: 3-0 Away: 2-4 SEC: 5-4

Player	avg	gp-gs	ab	r	h	2b	3b	hr	rbi	tb	slg%	bb	hp	so	gdp	ob%	sf	sh	sb-att	po	a	e	fld%
20 Carson Shaddy	.452	9-9	31	8	14	3	0	3	10	26	.839	5	1	7	0	.526	1	0	2-3	14	23	3	.925
18 Heston Kjerstad	.444	9-9	36	12	16	4	0	3	10	29	.806	3	2	8	0	.488	2	0	0-0	15	0	1	.938
9 Jax Biggers	.395	9-9	38	7	15	3	0	2	9	24	.632	5	1	7	0	.467	1	0	0-0	10	19	1	.967
8 Eric Cole	.372	9-9	43	9	16	2	0	3	7	27	.628	4	0	10	0	.426	0	0	0-0	13	0	0	1.000
13 Jordan McFarland	.300	8-8	30	8	9	1	0	1	2	13	.433	4	1	6	0	.400	0	0	0-0	52	5	0	1.000
15 Casey Martin	.286	9-8	35	5	10	0	0	1	3	13	.371	5	0	9	0	.375	0	1	0-0	7	15	1	.957
24 Dominic Fletcher	.282	9-9	39	6	11	3	0	2	6	20	.513	2	0	8	0	.310	1	0	0-0	24	0	3	.889
33 Grant Koch	.265	9-9	34	8	9	1	0	4	13	22	.647	4	0	6	0	.325	2	0	0-0	71	9	0	1.000
17 Luke Bonfield	.219	9-8	32	5	7	2	0	2	6	15	.469	6	2	7	1	.375	0	0	0-0	0	0	0	.000
-----																							
48 Zack Plunkett	.500	2-0	2	1	1	0	0	1	1	4	2.000	0	0	0	0	.500	0	0	0-0	0	0	0	.000
27 Evan Lee	.400	1-1	5	1	2	0	0	1	1	5	1.000	0	0	2	0	.400	0	0	0-0	0	1	0	1.000
3 Jared Gates	.400	2-1	5	1	2	0	0	1	2	5	1.000	0	0	2	0	.333	1	0	0-0	8	0	0	1.000
7 Jack Kenley	.333	6-0	3	0	1	0	0	0	0	1	.333	0	0	1	0	.333	0	0	0-0	1	1	0	1.000
6 Hunter Wilson	.250	3-1	4	0	1	0	0	0	0	1	.250	0	0	0	0	.250	0	0	0-0	2	3	1	.833
12 Casey Opitz	.000	2-0	1	0	0	0	0	0	0	0	.000	1	0	1	0	.500	0	0	0-0	8	0	0	1.000
Totals	.337	9	338	71	114	19	0	24	70	205	.607	39	7	74	1	.408	8	1	2-3	231	81	11	.966
Opponents	.279	9	305	60	85	12	1	12	54	135	.443	34	5	83	9	.355	5	1	3-4	234	59	3	.990

LOB - Team (88), Opp (59). DPs turned - Team (10), Opp (2).

### (SEC games only Sorted by Earned run avg)

Player	era	w-l	app	gs	cg	sho	sv	ip	h	r	er	bb	so	2b	3b	hr	b/avg	wp	hp	bk	sfa	sha
21 Kacey Murphy	3.38	1-2	3	2	0	0/0	0	16.0	16	10	6	3	15	3	1	3	.254	2	1	0	2	0
16 Blaine Knight	3.63	2-0	3	3	0	0/0	0	17.1	18	9	7	6	21	1	0	4	.269	0	1	0	0	1
32 Matt Cronin	3.97	0-0	5	0	0	0/0	3	11.1	8	5	5	2	14	2	0	2	.190	0	0	0	0	0
55 Isaiah Campbell	6.00	1-1	2	2	0	0/0	0	9.0	7	7	6	8	10	0	0	2	.212	0	1	0	0	0
-----																						
34 Jake Reindl	0.00	1-0	1	0	0	0/0	0	1.2	2	0	0	3	2	0	0	0	.286	0	0	0	0	0
99 Jackson Rutledge	0.00	0-0	2	0	0	0/0	0	0.2	2	1	0	1	0	0	0	0	.500	0	0	0	1	0
28 Kole Ramage	1.69	0-0	2	1	0	0/0	0	5.1	2	4	1	1	7	1	0	0	.105	1	1	0	1	0
4 Bryce Bonnin	5.40	0-0	1	0	0	0/0	0	3.1	5	2	2	2	1	1	0	1	.417	2	0	0	0	0
88 Zebulon Vermillion	5.40	0-0	2	0	0	0/0	0	3.1	5	2	2	0	6	1	0	0	.333	1	0	0	0	0
27 Evan Lee	12.00	0-1	2	1	0	0/0	0	3.0	9	6	4	1	4	1	0	0	.529	0	0	0	0	0
35 Jacob Kostyshock	15.75	0-0	2	0	0	0/0	0	4.0	8	9	7	3	2	2	0	0	.421	1	1	0	0	0
46 Barrett Loseke	18.00	0-0	1	0	0	0/0	0	1.0	2	2	2	2	1	0	0	0	.500	0	0	0	1	0
31 Caleb Bolden	27.00	0-0	1	0	0	0/0	0	1.0	1	3	3	2	0	0	0	0	.333	0	0	0	0	0
Totals	5.26	5-4	9	9	0	0/0	3	77.0	85	60	45	34	83	12	1	12	.279	7	5	0	5	1
Opponents	8.19	4-5	9	9	0	0/0	2	78.0	114	71	71	39	74	19	0	24	.337	9	7	0	8	1

PB - Team (0), Opp (2). Pickoffs - Team (1), E. Lee 1. SBA/ATT - G. Koch (3-4), I. Campbell (1-2), E. Lee (1-1), M. Cronin (1-1).



# 2018 Overall Statistics



## 2018 Arkansas Baseball Games Summary for Arkansas (as of Mar 31, 2018) (All games)



Score by innings	1	2	3	4	5	6	7	8	9	Total
Arkansas	25	38	25	31	28	18	28	20	6	219
Opponents	14	13	17	9	21	8	13	17	5	117

### Record when ...

Overall	19-8	After 6 leading	16-0
Conference	5-3	..... trailing	0-5
Non-Conference	14-5	..... tied	3-3
Home games	14-2	After 7 leading	17-0
Away games	4-5	..... trailing	1-7
Neutral site	1-1	..... tied	1-1
Day games	13-6	After 8 leading	16-0
Night games	6-2	..... trailing	0-7
vs Left starter	5-3	..... tied	2-1
vs Right starter	14-5		
1-Run games	3-4	Hit 0 home runs	1-3
2-Run games	3-1	... 1 home run	8-3
5+Run games	10-2	... 2+ home runs	10-2
Extra innings	0-0		
Shutouts	3-0	Opponent 0 home runs	11-4
		..... 1 home run	6-3
Scoring 0-2 runs	1-2	..... 2+ HRs	2-1
..... 3-5 runs	3-5		
..... 6-9 runs	7-1	Made 0 errors	9-1
..... 10+ runs	8-0	.... 1 error	6-1
		.... 2+ errors	4-6
Opponent 0-2 runs	9-0		
..... 3-5 runs	7-4	Opp. made 0 errors	8-5
..... 6-9 runs	3-2	..... 1 error	6-1
..... 10+ runs	0-2	..... 2+ errors	5-2
Scored in 1st inning	8-1	Out-hit opponent	16-4
Opp. scored in 1st	5-3	Out-hit by opponent	3-4
Scores first	13-2	Hits are tied	0-0
Opp. scores first	6-6		

### Record when team scores:

Runs	0	1	2	3	4	5	6	7	8	9	10+
W-L	0-0	1-1	0-1	1-2	1-3	1-0	2-1	3-0	1-0	1-0	8-0

### Record when opponent scores:

Runs	0	1	2	3	4	5	6	7	8	9	10+
W-L	3-0	2-0	4-0	1-1	5-1	1-2	1-1	1-1	0-0	1-0	0-2

### Record when leading after:

Inn.	1	2	3	4	5	6	7	8
W-L	8-0	12-2	13-2	13-2	14-1	16-0	17-0	16-0

### Record when trailing after:

Inn.	1	2	3	4	5	6	7	8
W-L	4-3	3-5	2-5	1-4	3-4	0-5	1-7	0-7

### Record when tied after:

Inn.	1	2	3	4	5	6	7	8
W-L	7-5	4-1	4-1	5-2	2-3	3-3	1-1	2-1

Current losing streak: 1  
Longest winning streak: 6  
Longest losing streak: 2

Home attendance : 113140 ( 14 dates avg = 8081 )  
Away attendance : 41399 ( 11 dates avg = 3763 )  
Total attendance: 154539 ( 25 dates avg = 6181 )

## #99 JACKSON RUTLEDGE

RHP • 6-8 • 258 • FRESHMAN  
ST. LOUIS, MISSOURI  
ROCKWOOD SUMMIT HS



### SEASON HIGHS

Category	High	Opponent (Last)	Date
Innings	3.0	USC	3/2/18
Longest Start	--	--	--
Shortest Start	--	--	--
Longest Relief	3.0	USC	3/2/18
Hits	1	5x (at Memphis)	3/27/18
Runs	2	Bucknell	2/18/18
Earned Runs	--	--	--
Walks	1	5x (at Memphis)	3/27/18
Strikeouts	4	Bucknell	2/18/18

### RUTLEDGE'S CAREER APPEARANCES

Jackson Rutledge 2018 Game-By-Game (Freshman)  
(7 Appearances, 0 Starts)

Date	Opponent	IP	H	R-ER	BB	K	Result
2/18/18	Bucknell	2.0	1	0-0	1	4	ND
2/23/18	vs. Cal Poly	0.2	0	2-0	1	0	ND
3/2/18	USC	3.0	1	0-0	1	2	S, 1
3/4/18	USC	1.0	0	0-0	1	0	W, 1-0
3/21/18	at Charlotte	1.0	1	0-0	0	0	ND
3/23/18	at No. 2 Florida	0.1	1	0-0	0	0	ND
3/27/18	at Memphis	1.1	1	0-0	1	2	W, 2-0
<b>TOTALS</b>	<b>7 G, 0 GS</b>	<b>9.1</b>	<b>5</b>	<b>2-0</b>	<b>5</b>	<b>8</b>	<b>2-0 (1 SV)</b>

### 2018 HIGHLIGHTS

- Made his collegiate debut against Bucknell (Feb. 18), striking out a team-high four over two innings.
- Picked up his first collegiate save against USC (March 2), going the final three innings with just one hit allowed and one walk.
- Also earned his first win in the series finale against USC (March 4), pitching a scoreless top half of the eighth, allowing his teammates to get the walk-off hit in the bottom half.
- Currently has a 6.2 consecutive scoreless innings streak over five appearances, which includes two victories.

# By The Numbers

## RECORD RUNDOWN

Overall .....	19-9
vs. Top-5 Teams .....	5-4
vs. Top-10 Teams .....	5-4
vs. Top-25 Teams .....	5-4
vs. Unranked Teams .....	14-5
At home .....	14-2
On the road .....	4-6
At neutral sites .....	1-1
In day games .....	12-7
In night games .....	9-3
In extra innings .....	0-0
vs. teams .500 or better .....	13-8
vs. teams .500 or worse .....	6-1
vs. left-handed starter .....	5-3
vs. right-handed starter .....	14-6
When starter receives decision .....	10-6
When reliever receives decision .....	9-3
When starter goes 5+ innings .....	10-3
When starter goes less than 5 innings .....	9-6
When scoring first .....	14-3
When opponent scores first .....	5-6
When leading after 6 innings .....	16-0
When trailing after 6 innings .....	0-6
When tied after 6 innings .....	3-3
When leading after 8 innings .....	16-0
When trailing after 8 innings .....	0-8
When tied after 8 innings .....	1-1
In one-run games .....	3-5
In two-run games .....	3-1
Series W-L-T .....	6-2-0
Series sweeps/times swept .....	4/0
When scoring 0-2 runs .....	1-3
When scoring 3-5 runs .....	3-4
When scoring 6-9 runs .....	7-1
When scoring 10+ runs .....	8-1
Shutouts vs. times shut out .....	3/0
When opponent scores 5 runs or less .....	16-4
When opponent scores 5 runs or more .....	4-4
When collecting 0-3 hits .....	1-0
When collecting 4-6 hits .....	1-0
When collecting 7-9 hits .....	3-6
When collecting 10-12 hits .....	8-3
When collecting 13+ hits .....	6-0
When out-hitting opponent .....	17-5
When out-hit by opponent .....	2-4
When hits are equal .....	0-0
When hitting a home run .....	17-6
When opponent hits a home run .....	7-5
When errorless .....	9-2
When committing one error .....	6-1
When committing 2+ errors .....	4-7
When opponent is errorless .....	8-6
Vs. SEC .....	5-4
Vs. SEC East .....	4-2
Vs. SEC West .....	1-2
Vs. non-conference .....	14-5
Game 1 of weekend series .....	6-0
Game 2 of weekend series .....	2-4
Game 3 of weekend series .....	5-1
In February .....	6-2
In March .....	13-7
In April .....	0-0
In May .....	0-0
In June .....	0-0

## MULTIPLE-HIT GAMES

Name	2	3	4	5+	Total
Casey Martin	10	-	1	0	11
Jax Biggers	8	1	1	-	10
Eric Cole	5	3	2	-	10
Heston Kjerstad	6	4	-	-	10
Carson Shaddy	4	4	-	-	8
Jordan McFarland	6	-	-	-	6
Dominic Fletcher	6	-	-	-	6
Grant Koch	5	-	-	-	5
Luke Bonfield	2	2	-	-	4

## CAREER MULTIPLE-HIT GAMES

Name	2015	2016	2017	2018	Total
Jax Biggers	--	--	23	10	33
Luke Bonfield	--	14	24	4	42
Eric Cole	--	8	15	10	33
Dominic Fletcher	--	--	18	6	24
Jared Gates	--	--	5	3	8
Heston Kjerstad	--	--	--	10	10
Grant Koch	--	7	15	5	27
Carson Shaddy	5	21	15	8	49
Evan Lee	--	--	3	3	6

## MULTIPLE-RBI GAMES

Name	2	3	4	5+	Total
Heston Kjerstad	5	2	1	-	8
Grant Koch	4	2	1	-	7
Casey Martin	3	2	-	2	7
Carson Shaddy	2	3	2	-	7
Dominic Fletcher	3	-	-	1	4
Jared Gates	3	-	1	-	4
Jax Biggers	3	-	1	-	4
Luke Bonfield	1	2	1	-	4
Eric Cole	1	3	-	-	4

## HITTING STREAKS

Name	CURRENT	2018	CAREER
Jax Biggers	1	8	9
Luke Bonfield	1	7	8
Eric Cole	3	12	12
Dominic Fletcher	3	7	8
Grant Koch	2	8	8
Heston Kjerstad	12	12	12
Carson Shaddy	--	5	11
Casey Martin	5	13	13
Jordan McFarland	3	10	10

## REACHED BASE

Name	CURRENT	2018	CAREER
Jax Biggers	1	15	15
Luke Bonfield	1	20	20
Eric Cole	7	16	16
Dominic Fletcher	5	8	13
Grant Koch	2	18	18
Jared Gates	--	9	17
Carson Shaddy	--	6	19
Heston Kjerstad	14	14	14
Evan Lee	--	4	7
Casey Martin	7	18	18
Jordan McFarland	3	10	10

## HOME RUNS

Career Home Runs	SOLO	2R	3R	GS	Total
Jax Biggers	4	2	1	-	7
Luke Bonfield	8	9	4	-	21
Eric Cole	8	2	2	-	12
Dominic Fletcher	10	4	2	-	16
Grant Koch	8	8	6	1	23
Jared Gates	5	4	-	-	9
Carson Shaddy	11	10	1	-	22
Casey Martin	2	2	3	-	7
Heston Kjerstad	4	1	2	-	7
Jordan McFarland	2	-	-	1	3
Zack Plunkett	1	-	-	-	1
Evan Lee	1	-	-	-	1

## BREAKDOWN

Total .....	53
At Baum Stadium .....	36
On The Road .....	16
At Neutral Site .....	2
Vs. RHP .....	39
Vs. LHP .....	15
w/ 0 Outs .....	18
w/ 1 Out .....	19
w/ 2 Outs .....	17
Solo .....	29
Two-Run .....	13
Three-Run .....	12
Grand Slam .....	1
Back-To-Back .....	2
Pinch-Hit .....	1
Walk-Off .....	0
Before the 7th Inning .....	36
7th Inning and Beyond .....	16
Opponent Total .....	18
Last HR Given Up .... T. Keenan (Ole Miss, March 31)	
Longest Stretch Without HR Allowed .....	6
Current Streak of No HR Allowed .....	0

# *Soovieville Slugger Chart*

No.	Player	Gm#	Date	Opponent	Pitcher	On Base	Inn	Outs	Count	Score	Final
1.	C. Shaddy	1	Feb. 16	Bucknell	Tailor	..2.	2	2	0-0	7-0	W, 14-2
2.	L. Bonfield	2	Feb. 17	Bucknell	Grabek	..2.	1	1	2-0	0-1	W, 32-4
3.	C. Shaddy	2	Feb. 17	Bucknell	Grabek	0...	2	1	3-1	3-1	W, 32-4
4.	D. Fletcher	2	Feb. 17	Bucknell	Grabek	..2.	2	1	1-0	5-1	W, 32-4
5.	G. Koch	2	Feb. 17	Bucknell	Grabek	0...	2	2	0-0	8-1	W, 32-4
6.	C. Martin	2	Feb. 17	Bucknell	Strahm	..2.	6	0	1-1	22-2	W, 32-4
7.	J. Gates	2	Feb. 17	Bucknell	Korchak	1..	6	0	2-2	25-2	W, 32-4
8.	E. Cole	3	Feb. 18	Bucknell	Gottesman	0...	7	1	1-0	2-1	W, 3-1
9.	H. Kjerstad	4	Feb. 21	vs. Arizona	Labaut. R.	0...	5	1	0-0	0-0	W, 1-0
10.	D. Fletcher	5	Feb. 23	vs. Cal Poly	Dollard	1..	7	2	0-0	1-3	L, 3-4
11.	E. Cole	6	Feb. 24	at San Diego State	Pyatt	*0...	6	0	0-0	1-1	W, 5-2
12.	C. Martin	8	Feb. 28	Dayton	Wagner, R.	..2.	2	2	0-0	0-0	W, 18-1
13.	C. Martin	8	Feb. 28	Dayton	Kuttruff, M.	1..	7	2	1-1	14-0	W, 18-1
14.	J. Gates	9	March 1	Dayton	Cline, A.	0...	4	1	-	2-0	W, 11-0
15.	H. Kjerstad	9	March 1	Dayton	Jones, T.	..2.	5	1	1-2	3-0	W, 11-0
16.	L. Bonfield	10	March 2	USC	Clark. C.	1..	1	2	0-1	0-0	W, 4-0
17.	E. Cole	11	March 3	USC	Longrie, Q.	*0...	8	0	2-1	0-2	L, 3-1
18.	G. Koch	13	March 9	Kent State	Kraus	1..	2	0	1-1	0-2	W, 7-2
19.	E. Cole	13	March 9	Kent State	Kraus	..2.	4	1	2-2	3-1	W, 7-2
20.	C. Shaddy	13	March 9	Kent State	Schreiber	0...	5	2	2-0	6-1	W, 7-2
21.	C. Martin	15	March 11	Kent State	Schultz	*0...	7	0	3-2	4-4	W, 11-4
22.	J. McFarland	15	March 11	Kent State	Schultz	0...	7	0	3-2	5-4	W, 11-4
23.	C. Shaddy	15	March 11	Kent State	Schultz	0...	7	1	1-1	6-4	W, 11-4
24.	J. McFarland	15	March 11	Kent State	Parks	..3	8	1	1-1	7-4	W, 11-4
25.	C. Martin	16	March 13	Texas	Whelan	..2.	5	1	0-2	8-2	W, 13-4
26.	C. Martin	17	March 14	Texas	O'Donnell	0...	2	2	1-1	0-2	W, 7-5
27.	E. Cole	18	March 16	Kentucky	S. Hjelle	0...	1	1	1-2	0-0	W, 9-4
28.	G. Koch	18	March 16	Kentucky	M. Hazelwood	1..	5	1	1-0	4-2	W, 9-4
29.	G. Koch	18	March 16	Kentucky	T. Lockhart	0...	7	2	0-1	6-2	W, 9-4
30.	E. Cole	18	March	Kentucky	J. Lewis	0...	1	1	1-1	0-0	W, 14-2
31.	L. Bonfield	19	March 17	Kentucky	J. Lewis	0...	1	2	0-1	1-0	W, 14-2
32.	H. Kjerstad	19	March 17	Kentucky	J. Lewis	..2.	3	1	1-1	4-0	W, 14-2
33.	J. Biggers	19	March 17	Kentucky	J. Lewis	..2.	5	1	2-1	8-1	W, 14-2
34.	Z. Plunkett	19	March 17	Kentucky	A. McGeorge	*0...	8	0	2-2	13-1	W, 14-2
35.	C. Shaddy	20	March 17	Kentucky	Z. Haake	1..	1	2	1-2	5-0	W, 16-9
36.	L. Bonfield	20	March 17	Kentucky	Z. Haake	0...	4	1	3-0	7-4	W, 16-9
37.	L. Bonfield	20	March 17	Kentucky	Z. Haake	0...	4	1	3-0	7-4	W, 16-9
38.	C. Shaddy	20	March 17	Kentucky	A. Maley	*0...	7	0	2-0	11-6	W, 16-9
39.	C. Martin	20	March 17	Kentucky	C. Coleman	1..	7	0	-	13-6	W, 16-9
40.	H. Kjerstad	21	March 21	at Charlotte	C. Gooding	1..	2	2	0-0	0-0	L, 6-3
41.	H. Kjerstad	21	March 21	at Charlotte	C. Bruce	*0...	9	0	2-1	2-6	L, 6-3
42.	D. Fletcher	22	March 23	at Florida	B. Singer	*0...	4	0	0-1	3-0	W, 6-3
43.	H. Kjerstad	22	March 23	at Florida	B. Singer	0...	6	2	1-1	5-2	W, 6-3
44.	G. Koch	23	March 24	at Florida	J. Kowar	1..	4	2	3-1	0-12	L, 17-2
45.	J. Gates	24	March 25	at Florida	Dyson	*0...	4	0	2-2	0-1	L, 5-4
46.	E. Lee	24	March 25	at Florida	Dyson	0...	4	0	0-1	1-1	L, 5-4
47.	J. Biggers	25	March 27	at Memphis	D. Denz	0...	3	2	0-1	0-1	W, 8-7
48.	J. Biggers	25	March 27	at Memphis	D. Denz	0...	3	2	0-1	0-1	W, 8-7
49.	C. Shaddy	26	March 29	at Ole Miss	R. Rolison	1..	2	0	0-0	2-0	W, 6-4
50.	J. McFarland	26	March 29	at Ole Miss	R. Rolison	0...	6	1	1-0	4-4	W, 6-4
51.	H. Kjerstad	28	March 31	at Ole Miss	J. McArthur	0...	6	2	0-0	1-5	L, 11-10
52.	D. Fletcher	28	March 31	at Ole Miss	J. McArthur	*0...	7	0	0-0	2-8	L, 11-10
53.	G. Koch	28	March 31	at Ole Miss	W. Ethridge	1..	7	0	0-0	3-8	L, 11-10
53.	E. Cole	28	March 31	at Ole Miss	W. Stokes	..2.	8	1	0-0	7-11	L, 11-10

\* - indicates lead-off home run



# By The Numbers

## STARTERS GAME-BY-GAME

Opponent	W-L	IP	H	R	ER	BB	K
Bucknell	W	5.0	0	0	0	2	4
Bucknell	W	4.0	3	1	1	2	7
Bucknell	--	2.0	1	1	1	2	2
vs. Arizona	W	6.0	1	0	0	1	6
vs. Cal Poly	--	6.0	5	1	1	1	7
@ SDSU	--	5.0	5	2	1	1	7
@ San Diego	--	2.2	4	2	2	0	2
Dayton	W	6.0	7	0	0	0	6
Dayton	--	2.0	2	0	0	1	4
USC	W	6.0	6	0	0	1	4
USC	L	5.1	3	1	1	3	2
USC	--	4.0	5	1	0	2	2
Kent State	W	6.0	4	1	1	0	6
Kent State	L	3.2	5	5	1	2	3
Kent State	--	4.2	3	3	3	3	3
Texas	W	6.0	5	2	2	0	3
Texas	--	1.0	0	2	2	2	0
Kentucky	--	4.2	6	2	2	1	4
Kentucky	W	8.0	3	1	1	4	8
Kentucky	--	1.2	2	4	1	1	2
vs. Charlotte	CANCELLED						
@ Charlotte	--	3.0	0	0	0	1	8
@ Florida	W	6.2	5	3	3	4	10
@ Florida	L	1.0	4	6	5	4	2
@ Florida	L	6.1	4	4	3	3	6
vs. Memphis	W	2.2	6	5	4	1	5
@ Ole Miss	W	6.0	7	4	2	1	7
@ Ole Miss	L	1.0	4	3	2	1	0
@ Ole Miss	L	4.1	5	4	1	0	4
ULM	--	--	--	--	--	--	--
ULM	--	--	--	--	--	--	--
Auburn	--	--	--	--	--	--	--
Auburn	--	--	--	--	--	--	--
Auburn	--	--	--	--	--	--	--
Grambling St.	--	--	--	--	--	--	--
S. Carolina	--	--	--	--	--	--	--
S. Carolina	--	--	--	--	--	--	--
S. Carolina	--	--	--	--	--	--	--
Missouri St.	--	--	--	--	--	--	--
@ Miss. St.	--	--	--	--	--	--	--
@ Miss. St.	--	--	--	--	--	--	--
@ Miss. St.	--	--	--	--	--	--	--
Texas Tech	--	--	--	--	--	--	--
Texas Tech	--	--	--	--	--	--	--
Alabama	--	--	--	--	--	--	--
Alabama	--	--	--	--	--	--	--
Alabama	--	--	--	--	--	--	--
@ LSU	--	--	--	--	--	--	--
@ LSU	--	--	--	--	--	--	--
@ LSU	--	--	--	--	--	--	--
Texas A&M	--	--	--	--	--	--	--
@ Georgia	--	--	--	--	--	--	--
@ Georgia	--	--	--	--	--	--	--
@ Georgia	--	--	--	--	--	--	--

## BULLPEN GAME-BY-GAME

Opponent	W-L-S	IP	H	R	ER	BB	K
Bucknell	--	4.0	2	2	0	0	7
Bucknell	--	5.0	4	3	3	2	5
Bucknell	W-S	7.0	5	0	0	2	6
vs. Arizona	S	3.0	1	0	0	3	5
vs. Cal Poly	L	3.0	2	3	1	2	2
@ SDSU	W	4.0	0	0	0	0	5
@ San Diego	L	5.1	8	5	4	2	5
Dayton	S	3.0	3	1	0	0	3
Dayton	W	7.0	2	0	0	1	9
USC	S	3.0	1	0	0	1	2
USC	--	3.2	2	2	2	2	2
USC	W	4.0	5	5	4	2	4
Kent State	--	3.0	3	1	1	1	5
Kent State	--	5.1	4	5	5	5	6
Kent State	W	4.1	3	1	0	1	1
Texas	S	3.0	4	2	2	2	1
Texas	W-S	8.0	9	5	5	7	9
Kentucky	W-S	4.1	6	2	2	3	6
Kentucky	--	1.0	2	1	1	0	2
Kentucky	W	7.1	12	5	4	0	9
vs. Charlotte	CANCELLED						
@ Charlotte	L	5.0	9	6	3	3	3
@ Florida	S	2.1	2	0	0	0	4
@ Florida	--	7.0	11	11	9	4	6
@ Florida	--	1.2	1	1	1	1	0
vs. Memphis	W	6.1	5	2	2	4	6
@ Ole Miss	S	3.0	1	0	0	1	5
@ Ole Miss	--	7.0	5	2	2	2	1
@ Ole Miss	--	3.2	5	7	6	5	2
ULM	--	--	--	--	--	--	--
ULM	--	--	--	--	--	--	--
Auburn	--	--	--	--	--	--	--
Auburn	--	--	--	--	--	--	--
Auburn	--	--	--	--	--	--	--
Grambling St.	--	--	--	--	--	--	--
S. Carolina	--	--	--	--	--	--	--
S. Carolina	--	--	--	--	--	--	--
S. Carolina	--	--	--	--	--	--	--
Missouri St.	--	--	--	--	--	--	--
@ Miss. St.	--	--	--	--	--	--	--
@ Miss. St.	--	--	--	--	--	--	--
@ Miss. St.	--	--	--	--	--	--	--
Texas Tech	--	--	--	--	--	--	--
Texas Tech	--	--	--	--	--	--	--
Alabama	--	--	--	--	--	--	--
Alabama	--	--	--	--	--	--	--
Alabama	--	--	--	--	--	--	--
@ LSU	--	--	--	--	--	--	--
@ LSU	--	--	--	--	--	--	--
@ LSU	--	--	--	--	--	--	--
Texas A&M	--	--	--	--	--	--	--
@ Georgia	--	--	--	--	--	--	--
@ Georgia	--	--	--	--	--	--	--
@ Georgia	--	--	--	--	--	--	--

## RECORD PER STARTER

Pitcher (Total Starts)	Record
Blaine Knight (7)	5-2
Isaiah Campbell (6)	3-3
Keaton McKinney (1)	1-0
Kacey Murphy (5)	3-2
Barrett Loseke (2)	0-2
Caleb Bolden (1)	1-0
Hunter Milligan (2)	2-0
Bryce Bonnin (1)	1-0
Kole Ramage (1)	1-0
Jake Reindl (1)	1-0
Evan Lee (1)	0-1

## QUALITY STARTS

Pitcher (Total Starts)	QS	Record
Kacey Murphy (5)	3	2-1
Isaiah Campbell (6)	2	2-0
Blaine Knight (7)	5	4-1
Caleb Bolden (1)	1	1-0

## RUN SUPPORT

Pitcher (Total Starts)	Runs	Per Start
Blaine Knight (7)	49	7.0
Isaiah Campbell (6)	56	9.3
Keaton McKinney (1)	3	3.0
Kacey Murphy (5)	35	7.0
Barrett Loseke (2)	9	4.5
Caleb Bolden (1)	18	18.0
Hunter Milligan (2)	18	9.0
Bryce Bonnin (1)	11	11.0
Kole Ramage (1)	16	16.0
Jake Reindl (1)	8	8.0
Evan Lee (1)	4	4.0

# Game-By-Game Batting Order

**2018 RECORD:** 19-9 • **HOME:** 14-2 • **AWAY:** 4-6 • **NEUTRAL:** 1-1 • **SEC:** 5-4 • **NCAA TOURNAMENT:** 0-0

Date	Opposing team	1	2	3	4	5	6	7	8	9
Feb. 16, 2018	BUCKNELL	Biggers	Fletcher	Cole	Bonfield	Kjerstad	Lee	Koch	Gates	Shaddy
Feb. 17, 2018	BUCKNELL	Biggers	Cole	Fletcher	Bonfield	Koch	Kjerstad	McFarland	Shaddy	Martin
Feb. 18, 2018	BUCKNELL	Biggers	Fletcher	Cole	Bonfield	Kjerstad	Lee	Koch	Gates	Shaddy
Feb. 21, 2018	vs. Arizona@	Biggers	Fletcher	Cole	Bonfield	Kjerstad	Koch	Gates	Shaddy	Wilson
Feb. 23, 2018	vs. Cal Poly^	Biggers	Fletcher	Cole	Bonfield	Kjerstad	Gates	Koch	Lee	Shaddy
Feb. 24, 2018	at San Diego State^	Biggers	Cole	Fletcher	Bonfield	Kjerstad	Shaddy	Gates	Koch	Martin
Feb. 25, 2018	at San Diego^	Biggers	Cole	Fletcher	Bonfield	Kjerstad	Shaddy	Gates	Opitz	Martin
Feb. 28, 2018	DAYTON	Biggers	Cole	Kjerstad	Gates	Fletcher	Lee	Koch	Wilson	Martin
March 1, 2018	DAYTON	Martin	Cole	Kjerstad	Bonfield	Fletcher	Gates	Shaddy	Opitz	Kenley
March 2, 2018	USC	Biggers	Cole	Kjerstad	Bonfield	Fletcher	Koch	Gates	Shaddy	Martin
March 3, 2018	USC	Biggers	Cole	Kjerstad	Bonfield	Koch	McFarland	Fletcher	Shaddy	Martin
March 4, 2018	USC	Biggers	Cole	Kjerstad	Bonfield	Lee	Martin	Gates	Koch	Wilson
March 9, 2018	KENT STATE	Biggers	Cole	Martin	Bonfield	Kjerstad	Koch	Fletcher	Gates	Shaddy
March 9, 2018	KENT STATE	Biggers	Cole	Martin	Bonfield	Kjerstad	Shaddy	Fletcher	McFarland	Opitz
March 11, 2018	KENT STATE	Biggers	Cole	Kjerstad	Bonfield	Fletcher	Martin	Gates	Koch	Shaddy
March 13, 2018	TEXAS	Martin	Cole	Kjerstad	Bonfield	Fletcher	Koch	Biggers	McFarland	Shaddy
March 14, 2018	TEXAS	Biggers	Cole	Kjerstad	McFarland	Fletcher	Martin	Lee	Koch	Wilson
March 16, 2018	KENTUCKY*	Biggers	Cole	Martin	Bonfield	Fletcher	McFarland	Kjerstad	Koch	Shaddy
March 17, 2018	KENTUCKY*-1	Biggers	Cole	Martin	Bonfield	Fletcher	McFarland	Kjerstad	Koch	Shaddy
March 17, 2018	KENTUCKY*-2	Biggers	Cole	Martin	Bonfield	Fletcher	McFarland	Kjerstad	Koch	Shaddy
March 21, 2018	at Charlotte	Biggers	Cole	Martin	Bonfield	Fletcher	McFarland	Kjerstad	Koch	Kenley
March 23, 2018	at Florida*	Biggers	Cole	Martin	Bonfield	Fletcher	McFarland	Kjerstad	Koch	Shaddy
March 24, 2018	at Florida*	Biggers	Cole	Martin	Bonfield	Fletcher	McFarland	Kjerstad	Koch	Shaddy
March 26, 2018	at Florida*	Biggers	Cole	Kjerstad	Fletcher	Gates	Lee	Koch	Wilson	Shaddy
March 28, 2018	at Memphis	Biggers	Cole	Martin	Bonfield	McFarland	Fletcher	Koch	Kjerstad	Shaddy
March 29, 2018	at Ole Miss*	Biggers	Cole	Martin	Bonfield	Kjerstad	Koch	Fletcher	McFarland	Shaddy
March 30, 2018	at Ole Miss*	Biggers	Cole	Martin	Bonfield	Kjerstad	Koch	Fletcher	McFarland	Shaddy
March 31, 2018	at Ole Miss*	Biggers	Cole	Martin	Kjerstad	Bonfield	Fletcher	McFarland	Koch	Shaddy

^ - Game played at Tony Gwynn Legacy (San Diego, Calif.); @ - Game played at Tony Gwynn Stadium (San Diego, Calif.)

# Defensive Starting Lineups

**2018 RECORD:** 19-9 • **HOME:** 14-2 • **AWAY:** 4-6 • **NEUTRAL:** 1-1 • **SEC:** 5-4 • **NCAA TOURNAMENT:** 0-0

Date	Opposing team	C	1B	2B	3B	SS	LF	CF	RF	DH
Feb. 16, 2018	BUCKNELL	Koch	Lee	Shaddy	Gates	Biggers	Kjerstad	Fletcher	Cole	Bonfield
Feb. 17, 2018	BUCKNELL	Koch	McFarland	Shaddy	Martin	Biggers	Kjerstad	Fletcher	Cole	Bonfield
Feb. 18, 2018	BUCKNELL	Koch	Lee	Shaddy	Gates	Biggers	Kjerstad	Fletcher	Cole	Bonfield
Feb. 21, 2018	vs. Arizona	Koch	Gates	Shaddy	Wilson	Biggers	Kjerstad	Fletcher	Cole	Bonfield
Feb. 23, 2018	vs. Cal Poly^	Koch	Lee	Shaddy	Gates	Biggers	Kjerstad	Fletcher	Cole	Bonfield
Feb. 24, 2018	at San Diego State^	Koch	Gates	Shaddy	Martin	Biggers	Kjerstad	Fletcher	Cole	Bonfield
Feb. 25, 2018	at San Diego^	Opitz	Gates	Shaddy	Martin	Biggers	Kjerstad	Fletcher	Cole	Bonfield
Feb. 28, 2018	DAYTON	Koch	Gates	Martin	Wilson	Biggers	Kjerstad	Fletcher	Cole	Lee
March 1, 2018	DAYTON	Opitz	Gates	Shaddy	Martin	Kenley	Kjerstad	Fletcher	Cole	Bonfield
March 2, 2018	USC	Koch	Gates	Shaddy	Martin	Biggers	Kjerstad	Fletcher	Cole	Bonfield
March 3, 2018	USC	Koch	McFarland	Shaddy	Martin	Biggers	Kjerstad	Fletcher	Cole	Bonfield
March 4, 2018	USC	Koch	Gates	Wilson	Martin	Biggers	Bonfield	Cole	Kjerstad	Lee
March 9, 2018	KENT STATE	Koch	Gates	Shaddy	Martin	Biggers	Kjerstad	Fletcher	Cole	Bonfield
March 9, 2018	KENT STATE	Opitz	McFarland	Shaddy	Martin	Biggers	Kjerstad	Fletcher	Cole	Bonfield
March 11, 2018	KENT STATE	Koch	Gates	Shaddy	Martin	Biggers	Kjerstad	Fletcher	Cole	Bonfield
March 13, 2018	TEXAS	Koch	McFarland	Shaddy	Martin	Biggers	Kjerstad	Fletcher	Cole	Bonfield
March 14, 2018	TEXAS	Koch	McFarland	Wilson	Martin	Biggers	Kjerstad	Fletcher	Cole	Lee
March 16, 2018	KENTUCKY*	Koch	McFarland	Shaddy	Martin	Biggers	Kjerstad	Fletcher	Cole	Bonfield
March 17, 2018	KENTUCKY*-1	Koch	McFarland	Shaddy	Martin	Biggers	Kjerstad	Fletcher	Cole	Bonfield
March 17, 2018	KENTUCKY*-2	Koch	McFarland	Shaddy	Martin	Biggers	Kjerstad	Fletcher	Cole	Bonfield
March 21, 2018	at Charlotte	Koch	McFarland	Martin	Kenley	Biggers	Kjerstad	Fletcher	Cole	Bonfield
March 24, 2018	at Florida*	Koch	McFarland	Shaddy	Martin	Biggers	Kjerstad	Fletcher	Cole	Bonfield
March 25, 2018	at Florida*	Koch	McFarland	Shaddy	Martin	Biggers	Kjerstad	Fletcher	Cole	Bonfield
March 26, 2018	at Florida*	Koch	Gates	Shaddy	Wilson	Biggers	Kjerstad	Fletcher	Cole	Lee
March 28, 2018	at Memphis	Koch	McFarland	Shaddy	Martin	Biggers	Kjerstad	Fletcher	Cole	Bonfield
March 29, 2018	at Ole Miss*	Koch	McFarland	Shaddy	Martin	Biggers	Kjerstad	Fletcher	Cole	Bonfield
March 30, 2018	at Ole Miss*	Koch	McFarland	Shaddy	Martin	Biggers	Kjerstad	Fletcher	Cole	Bonfield
March 31, 2018	at Ole Miss*	Koch	McFarland	Shaddy	Martin	Biggers	Kjerstad	Fletcher	Cole	Bonfield

^ - Game played at Tony Gwynn Legacy (San Diego, Calif.); @ - Game played at Tony Gwynn Stadium (San Diego, Calif.)

## THE LAST TIME AN ARKANSAS PLAYER...

4 Hits in a game ..... Jax Biggers and Eric Cole vs. No. 4 Kentucky, March 17, 2018  
 5 Hits in a game ..... Andy Wilkins at No. 9 Oklahoma (Norman Regional), May 31, 2009  
 6 Hits in a game ..... Jeremy Jackson vs. Northeastern (Okla.), April 16, 1997

2 Hits in an inning..... Evan Lee vs. Dayton, Feb. 28, 2018

2 Doubles in a game..... Heston Kjerstad vs. #2 Florida, March 25, 2018  
 3 Doubles in a game..... Carson Shaddy vs. Nebraska, March 4, 2017  
 4 Doubles in a game ..... Rodney Nye vs. La. Tech, March 31, 1998  
 2 Triples in a game ..... Jax Biggers vs. Auburn (SEC Tournament), May 25, 2017

Led off a game with a HR ..... Eric Cole vs. No. 4 Kentucky, March 16, 2018  
 2 Home runs in a game..... Heston Kjerstad at Charlotte, March 21, 2018  
 3 Home runs in a game ..... Chad Spanberger vs. Auburn (SEC Tournament), May 26, 2017  
 Grand Slam ..... Jordan McFarland vs. Kent State, March 11, 2018  
 HR in consecutive AB ..... Jordan McFarland vs. Kent State, March 11, 2018  
 HR in 4 straight games..... Aaron Murphree vs. OSU, So. Dakota St. & Siena, March 2-8, 2008  
 HR in 5 straight games..... Aaron Murphree vs. OSU, So. Dakota St. & Siena, March 2-8, 2008  
 HR in 6 straight games..... Aaron Murphree vs. OSU, So. Dakota St. & Siena, March 2-9, 2008  
 Pinch-hit home run ..... Zack Plunkett vs. No. 4 Kentucky, March 17, 2018  
 Inside the park home run..... Eric Cole vs. Miami (Ohio), February 19, 2017  
 Back-to-Back Home Runs ..... Jared Gates & Evan Lee at #2 Florida, March 25, 2018

4 Runs in a game ..... Luke Bonfield vs. Nebraska, March 4, 2017  
 5 Runs in a game ..... Jordan McFarland vs. Bucknell, Feb. 17, 2018  
 6 Runs in a game ..... Jeremy Jackson vs. Northeastern (Okla.), April 16, 1997

4 RBI in a game ..... Luke Bonfield vs. No. 4 Kentucky, March 17, 2018  
 5 RBI in a game..... Jordan McFarland vs. Kent State, March 11, 2018  
 6 RBI in a game..... Casey Martin vs. Dayton, Feb. 28, 2018  
 7 RBI in a game..... Chad Spanberger vs. Auburn (SEC Tournament), May 25, 2017  
 8 RBI in a game..... Rodney Nye vs. ORU, April 14, 1999  
 9 RBI in a game..... Ryan Lundquist vs. Central Missouri St., March 4, 1997

2 Stolen bases in a game..... Jax Biggers vs. USC, March 2, 2018  
 3 Stolen bases in a game..... Andrew Benintendi vs Stephen F. Austin, April 15, 2015  
 4 Stolen bases in a game ..... Logan Forsythe vs. Ole Miss, May 19, 2007  
 Stole home..... Bobby Wernes vs. Ole Miss, March 28, 2015

2 Errors in a game ..... Jax Biggers at Charlotte, March 21, 2018  
 3 Errors in a game..... Bobby Wernes, at LSU, April 12, 2014  
 4 Errors in a game..... Chris Shaddy vs. TCU, April 27, 1980

9-Inning no-hitter ..... Scott Roehl vs. Kansas St., March 20, 2001  
 9-Inning combined no-hitter ..... Nick Schmidt (6.0), Brian McLelland (1.0) & Devin Collis (2.0)  
 ..... vs. Oklahoma State, February 12, 2006  
 7-inning combined no-hitter..... D. Taccolini (2.0), M. Cronin (3.0), & J. Alberius (2.)  
 ..... vs. Auburn (SEC Tournament), May 25, 2017

1-Hitter..... Trevor Stephan (7.0) at Tennessee, May 6, 2017  
 1-Hitter combined ..... Kacey Murphy (7.0 IP, 1H), Josh Alberius (2.0 IP, 0 H), vs. Memphis, April 18, 2017  
 2-Hitter..... Kacey Murphy vs. Florida (SEC Tournament), May 27, 2017  
 2-Hitter combined.Loseke (4.0 IP, 1 H), Murphy (1.2 IP, 0 H), Alberius (1.2 IP, 0 H), Harris (0.2 IP, 0 H), Willey (0.2 IP, 1 H), Rodriguez (0.1 IP, 0 H) vs. Western Illinois, March 13, 2016)

3-Hitter..... Ryne Stanek (9.0 IP), at No. 6 South Carolina, March 23, 2013  
 3-Hitter combined Blaine Knight (8.0 IP) and Dominic Taccolini (1.0 IP), at Alabama, March 31, 2017  
 Complete game ..... Kacey Murphy vs. Florida (SEC Tournament), May 27, 2017  
 Complete-game shutout..... Kacey Murphy vs. Florida (SEC Tournament), May 27, 2017  
 10-inning or more start ..... Dominic Taccolini at #12 Kentucky (10 innings), April 22, 2016  
 Had 10 strikeouts ..... Blaine Knight at #2  
 Had 11 strikeouts ..... Trevor Stephan vs. No. 25 Vanderbilt, May 12, 2017  
 Had 12 strikeouts..... Trevor Stephan vs. Oral Roberts (NCAA Regional), June 2, 2017  
 Had 13 strikeouts..... Trevor Stephan vs. Rhode Island, March 10, 2017  
 Had 14 strikeouts ..... David Walling vs. South Carolina, May 16, 1999  
 Had 15 strikeouts ..... Nick Schmidt vs. Auburn, May 18, 2006  
 Had 16 strikeouts ..... David Walling vs. Eastern Illinois, Feb. 20, 1998  
 Had 17 strikeouts..... Jess Todd vs. South Carolina (SEC Tournament), May 24, 2007

## THE LAST TIME AN ARKANSAS TEAM...

Scored 10 runs ..... at #4 Ole Miss, March 31, 2018  
 Scored 11 runs..... vs. Kent State, March 11, 2018  
 Scored 12 runs..... vs. Auburn (SEC Tournament), May 25, 2017  
 Scored 13 runs..... vs. Texas, March 13, 2018  
 Scored 14 runs ..... vs. No. 4 Kentucky, March 17, 2018  
 Scored 15 runs..... vs. Nebraska, March 4, 2017  
 Scored 16 runs ..... vs. No. 4 Kentucky, March 17, 2018  
 Scored 17 runs..... vs. Villanova, February 19, 2012  
 Scored 18 runs ..... vs. Dayton, Feb. 28, 2018  
 Scored 19 runs ..... vs. Grambling State (Fayetteville Regional), June 4, 2010  
 Scored 20 runs ..... vs. Mississippi Valley State, Feb. 24, 2016  
 Scored 21 runs..... vs. Mississippi Valley State, Feb. 23, 2016  
 Scored 22 runs ..... vs. Louisiana Tech, Feb. 14, 2004  
 Scored 23 runs ..... Never  
 Scored 24 runs ..... Missouri Southern, Feb. 11, 1998  
 Scored 25 runs ..... Missouri Southern, Feb. 4, 2001  
 Scored 26 runs ..... vs. Iowa (in Arlington, Texas), Feb. 14, 1997  
 Scored 27 runs ..... Never  
 Scored 28 runs ..... vs. Wisconsin-Milwaukee (2), Feb. 18, 2007  
 Scored 29 runs ..... Morningside, April 6, 1968  
 Scored 30 runs ..... at South Carolina, March 30, 1997  
 Scored 31-32 runs ..... 32 vs. Bucknell, Feb. 17, 2018  
 Scored 33 + runs ..... 33 vs. Southwest Baptist, March 21, 1984

Had 14 hits ..... at #4 Ole Miss, March 29, 2018  
 Had 15 hits ..... vs. Florida (SEC Tournament), May 27, 2017  
 Had 16 hits ..... vs. ULM, March 7, 2017  
 Had 17 hits ..... at Alabama, March 31, 2017  
 Had 18 hits ..... at No. 28 Missouri State, April 11, 2017  
 Had 19 hits ..... vs. No. 4 Kentucky, March 17, 2018  
 Had 20 hits ..... vs. Dayton, Feb. 28, 2018  
 Had 21 hits ..... Kentucky, April 28, 2001  
 Had 22 hits ..... vs. Bucknell, Feb. 17, 2018  
 Had 23 hits ..... Centenary, March 31, 1999  
 Had 24 hits ..... Georgia, March 17, 2001  
 Had 25 hits ..... at Centenary, March 23, 2005  
 Had 26-29 hits ..... 28 at South Carolina, March 30, 1997  
 Had 30 hits ..... vs. Saint Louis, April 7, 2010  
 Had 31+ hits ..... 32 vs. Southwest Baptist, March 21, 1984

Hit four or more home runs in a game ..... 6 - Jared Gates, Luke Bonfield, Carson Shaddy, Dominic Fletcher, Grant Koch, Casey Martin vs. Bucknell, Feb. 17, 2018  
 ..... 5 - Biggers, Martin, Bonfield, Shaddy (2) vs. No. 4 Kentucky, March 17, 2018  
 ..... 4 - Casey Martin, Jordan McFarland (2), Carson Shaddy vs. Kent State, March 11, 2018  
 ..... 4 - E. Cole, H. Kjerstad, D. Fletcher, G. Koch at #4 Ole Miss, March 31, 2018

4 Errors in a game..... at No. 13 LSU, May 7, 2016  
 5 Errors in a game..... vs. #2 Florida, April 14, 2016  
 6 Errors in a game ..... vs. Eastern Illinois, March 5, 2016  
 7 Errors in a game ..... vs. La. Tech, March 20, 2001

Was Shutout..... vs. LSU, April 9, 2017  
 Was Shutout Back-to-Back ..... vs. LSU, April 23-24, 2005 (7-0, 6-0)  
 Held to 1 hit ..... vs. Missouri State, May 17, 2016  
 Held to 2 hits ..... vs. Ole Miss, April 27, 2017  
 Held to 3 hits ..... vs. Florida, May 21, 2015 (0-10)

Swept an SEC Home Series (three games) ..... vs. No.4 Kentucky, March 16-17, 2018  
 Swept an SEC Road Series (three games)..... at Alabama, April 30-May 2, 2015  
 Was Swept in SEC Home Series ..... vs. Alabama, May 13-15, 2016  
 Was Swept in SEC Road Series ..... at No. 13 LSU, May 6-8, 2016  
 Swept a Non-conference Home Series..... vs. Texas, March 13-14, 2018  
 Swept a Non-conference Road Series..... at McNeese State, March 23-24, 2010  
 Was Swept in a Non-conference Home Series..... Gonzaga, March 10-11, 2015  
 Was Swept in a Non-conference Road Series..... at Nebraska, April 16, 2013  
 Won a Non-conference Home Series..... vs. Kent State, March 9-11, 2018  
 Lost a Non-conference Home Series..... vs. South Alabama, February 28-March 1, 2014  
 Lost a Non-conference Road Series ..... at Nebraska, April 16, 2013  
 Back-to-Back Shutouts..... UK (1-0) April 22 and UK (2-0) April 22-23, 2016  
 Most Consecutive Shutouts ..... 4 vs. Wisconsin (March 15-16, 1980)  
 Shut out an opponent at home ..... vs. Memphis (2-0), April 18, 2017  
 Shut out an opponent on the road ..... at Tennessee (2-0), May 6, 2017  
 Shut out an SEC opponent at home ..... vs. South Carolina (7-0), April 5, 2014  
 Shut out an SEC opponent on the road..... at No. 22 Texas A&M (8-0), May 20, 2017



# Game-By-Game Hitting

**2018 RECORD:** 19-9 • **HOME:** 14-2 • **AWAY:** 4-5 • **NEUTRAL:** 1-1 • **SEC:** 5-4 • **NCAA TOURNAMENT:** 0-0

Date	Opponent	AB	R	H	RBI	2B	3B	HR	BB	IBB	SB	CS	HBP	SAC	SF	GDP	K	PO	A	E	Avg
Feb 16, 2018	BUCKNELL	35	14	12	12	5	0	1	15	0	0	0	3	0	1	0	8	27	5	2	.343
Feb 17, 2018	BUCKNELL	43	32	22	30	4	0	6	15	0	1	0	3	0	3	0	7	27	2	0	.436
Feb 18, 2018	BUCKNELL	30	3	9	3	1	0	1	4	0	1	0	2	0	0	2	2	27	10	1	.398
Feb 21, 2018	vs Arizona	29	1	4	1	0	0	1	3	1	0	0	1	1	0	1	10	27	6	0	.343
Feb 23, 2018	vs Cal Poly	36	3	8	3	2	0	1	1	0	0	0	0	0	0	0	10	27	12	3	.318
Feb 24, 2018	at San Diego State	28	5	3	4	1	0	1	9	1	2	0	2	1	2	0	7	27	5	2	.289
Feb 25, 2018	at San Diego	34	6	9	6	2	0	0	2	0	0	0	2	1	0	0	11	24	5	2	.285
Feb 28, 2018	DAYTON	46	18	20	16	2	0	2	6	0	0	0	3	0	0	0	5	27	10	1	.310
Mar 01, 2018	DAYTON	33	11	11	9	2	1	2	4	0	3	0	0	0	1	1	10	27	9	0	.312
Mar 02, 2018	USC	31	4	8	4	0	0	1	2	0	3	0	1	0	0	1	2	27	13	1	.307
Mar 03, 2018	USC	33	1	9	1	2	0	1	4	0	1	0	0	0	0	2	8	27	16	0	.304
Mar 04, 2018	USC	31	7	11	6	2	1	0	8	2	0	0	2	0	0	1	7	24	7	2	.308
Mar 09, 2018	KENT STATE	32	7	10	7	2	0	3	6	0	2	2	1	0	0	0	7	27	11	0	.308
Mar 09, 2018	KENT STATE	32	4	7	4	1	0	0	2	0	0	0	1	0	1	1	11	27	12	2	.302
Mar 11, 2018	KENT STATE	34	11	10	11	3	0	4	10	0	1	0	1	0	0	1	6	27	11	1	.302
Mar 13, 2018	TEXAS	35	13	13	12	4	0	1	6	0	1	0	2	0	1	0	11	27	12	0	.306
Mar 14, 2018	TEXAS	29	7	10	6	3	0	1	7	0	0	1	0	2	0	1	5	27	10	0	.308
Mar 16, 2018	KENTUCKY	34	9	11	9	4	0	3	7	0	0	0	2	0	1	0	8	27	6	1	.309
Mar 17, 2018	KENTUCKY	43	14	19	13	1	0	5	4	0	0	0	1	0	0	0	9	27	14	0	.318
Mar 17, 2018	KENTUCKY	40	16	19	16	4	0	5	7	0	0	0	1	1	1	0	6	27	7	2	.327
March 21	at Charlotte	35	3	7	3	0	0	2	1	0	0	0	1	1	0	0	8	21	7	3	.321
Mar 23, 2018	at Florida	36	6	10	6	1	0	2	3	0	1	0	0	0	1	1	9	27	3	0	.319
Mar 24, 2018	at Florida	35	2	8	2	0	0	1	5	0	0	0	0	0	0	0	9	24	11	2	.315
Mar 25, 2018	at Florida	35	4	10	4	3	0	2	5	0	0	0	1	0	2	0	7	24	8	1	.314
Mar 27, 2018	at Memphis	35	8	9	8	1	0	1	9	0	2	1	1	0	0	1	6	27	10	0	.311
Mar 29, 2018	at Ole Miss	40	6	14	6	0	0	2	1	0	1	0	0	0	1	0	11	27	10	1	.313
Mar 30, 2018	at Ole Miss	36	4	11	4	3	0	0	5	0	0	1	0	0	1	0	12	24	15	2	.313
Mar 31, 2018	at Ole Miss	39	10	12	10	3	0	4	2	0	0	0	2	0	1	0	3	24	7	2	.313
<b>TOTALS</b>		<b>979</b>	<b>229</b>	<b>306</b>	<b>216</b>	<b>56</b>	<b>2</b>	<b>53</b>	<b>153</b>	<b>4</b>	<b>19</b>	<b>5</b>	<b>33</b>	<b>7</b>	<b>17</b>	<b>13</b>	<b>215</b>	<b>735</b>	<b>254</b>	<b>31</b>	<b>.313</b>

# Game-By-Game Pitching

**2018 RECORD:** 19-9 • **HOME:** 14-2 • **AWAY:** 4-5 • **NEUTRAL:** 1-1 • **SEC:** 5-4 • **NCAA TOURNAMENT:** 0-0

Date	Opponent	IP	H	R	ER	BB	SO	2B	3B	HR	WP	BK	HBP	DP	IBB	Score	W	L	SV	ERA
Feb 16, 2018	BUCKNELL	9.0	2	2	0	2	11	0	0	0	0	0	0	1	0	14-2	1	0	0	0.00
Feb 17, 2018	BUCKNELL	9.0	7	4	4	4	12	1	0	0	2	0	0	0	0	32-4	2	0	0	2.00
Feb 18, 2018	BUCKNELL	9.0	6	1	1	4	8	2	0	0	0	0	0	2	0	3-1	3	0	1	1.67
Feb 21, 2018	vs Arizona	9.0	2	0	0	4	11	0	0	0	0	0	1	1	0	1-0	4	0	2	1.25
Feb 23, 2018	vs Cal Poly	9.0	7	4	2	3	9	1	0	0	1	1	0	1	0	3-4	4	1	2	1.40
Feb 24, 2018	at San Diego State	9.0	5	2	1	1	12	2	1	0	0	0	0	0	0	5-2	5	1	2	1.33
Feb 25, 2018	at San Diego	8.0	12	7	6	2	7	2	0	1	2	0	0	0	0	6-7	5	2	2	2.03
Feb 28, 2018	DAYTON	9.0	10	1	0	0	9	0	0	0	0	0	1	2	0	18-1	6	2	3	1.77
Mar 01, 2018	DAYTON	9.0	4	0	0	2	13	0	0	0	0	0	2	0	0	11-0	7	2	3	1.58
Mar 02, 2018	USC	9.0	7	0	0	2	6	0	0	0	0	1	1	1	0	4-0	8	2	4	1.42
Mar 03, 2018	USC	9.0	5	3	3	5	4	2	0	0	2	0	0	1	0	1-3	8	3	4	1.56
Mar 04, 2018	USC	8.0	10	6	4	4	6	2	0	0	1	0	1	1	0	7-6	9	3	4	1.78
Mar 09, 2018	KENT STATE	9.0	7	2	2	1	11	1	0	1	3	0	0	1	0	7-2	10	3	4	1.80
Mar 09, 2018	KENT STATE	9.0	9	10	6	7	9	2	0	0	2	0	1	0	0	4-10	10	4	4	2.10
Mar 11, 2018	KENT STATE	9.0	6	4	3	4	4	0	0	0	1	0	0	3	0	11-4	11	4	4	2.17
Mar 13, 2018	TEXAS	9.0	9	4	4	2	4	1	0	3	0	0	0	3	0	13-4	12	4	5	2.28
Mar 14, 2018	TEXAS	9.0	9	5	5	7	9	3	0	0	1	2	1	2	0	7-5	13	4	6	2.44
Mar 16, 2018	KENTUCKY	9.0	12	4	4	4	10	1	0	1	0	0	1	1	0	9-4	14	4	7	2.53
Mar 17, 2018	KENTUCKY	9.0	5	2	2	4	10	0	0	1	0	0	1	0	0	14-2	15	4	7	2.50
Mar 17, 2018	KENTUCKY	9.0	14	9	5	1	11	2	0	1	1	0	1	0	0	16-9	16	4	7	2.63
March 21	at Charlotte	8.0	9	6	3	3	11	1	0	0	1	1	1	1	0	3-6	16	5	7	2.66
Mar 23, 2018	at Florida	9.0	7	3	3	4	14	1	0	2	0	0	0	0	0	6-3	17	5	8	2.68
Mar 24, 2018	at Florida	8.0	15	17	14	8	8	3	0	1	2	0	1	2	0	2-17	17	6	8	3.19
Mar 25, 2018	at Florida	8.0	5	5	4	3	6	1	1	2	2	0	0	0	0	4-5	17	7	8	3.24
Mar 27, 2018	at Memphis	9.0	11	7	6	5	11	2	0	1	2	0	0	0	0	8-7	18	7	8	3.35
Mar 29, 2018	at Ole Miss	9.0	8	4	2	2	12	1	0	1	0	0	0	2	0	6-4	19	7	9	3.30
Mar 30, 2018	at Ole Miss	8.0	9	5	4	3	6	2	0	1	2	0	1	4	0	4-5	19	8	9	3.34
Mar 31, 2018	at Ole Miss	8.0	10	11	7	5	6	1	0	2	0	0	0	1	0	10-11	19	9	9	3.49
<b>Totals</b>		<b>245.0</b>	<b>222</b>	<b>128</b>	<b>95</b>	<b>96</b>	<b>250</b>	<b>34</b>	<b>2</b>	<b>18</b>	<b>25</b>	<b>5</b>	<b>14</b>	<b>30</b>	<b>0</b>	<b>229-128</b>	<b>19</b>	<b>9</b>	<b>9</b>	<b>3.49</b>

# Game Highs

## TEAM GAME HIGHS (2018)

### Batting

At bats:	46	vs Dayton (Feb 28, 2018)
Runs scored:	32	vs Bucknell (Feb 17, 2018)
Hits:	22	vs Bucknell (Feb 17, 2018)
RBIs:	30	vs Bucknell (Feb 17, 2018)
Doubles:	5	vs Bucknell (Feb 16, 2018)
Triples:	1	vs Dayton (Mar 01, 2018)
	1	vs USC (Mar 04, 2018)
Home runs:	6	vs Bucknell (Feb 17, 2018)
Total bases:	44	vs Bucknell (Feb 17, 2018)
Walks:	15	vs Bucknell (Feb 16, 2018)
	15	vs Bucknell (Feb 17, 2018)
Strikeouts:	12	at Ole Miss (Mar 30, 2018)
Sac hits:	2	vs Texas (Mar 14, 2018)
Sac flies:	3	vs Bucknell (Feb 17, 2018)
Stolen bases:	3	vs Dayton (Mar 01, 2018)
	3	vs USC (Mar 02, 2018)
Hit by pitch:	3	vs Bucknell (Feb 16, 2018)
	3	vs Bucknell (Feb 17, 2018)
	3	vs Dayton (Feb 28, 2018)
Caught stealing:	2	vs Kent State (Mar 09, 2018)
Runners LOB:	16	vs Bucknell (Feb 16, 2018)
Hit into DP:	3	vs Bucknell (Feb 18, 2018)

### Fielding

Putouts:	27	(21 games )
Assists:	16	vs USC (Mar 03, 2018)
Errors:	3	vs Cal Poly (Feb 23, 2018 at San Diego, Calif.)
	3	at Charlotte (Mar 21, 2018)
Passed balls:	1	(5 games )
DPs turned:	4	at Ole Miss (Mar 30, 2018)

### Pitching

Innings pitched:	9.0	(21 games )
Runs allowed:	17	at Florida (Mar 24, 2018)
Earned runs:	14	at Florida (Mar 24, 2018)
Walks allowed:	8	at Florida (Mar 24, 2018)
Strikeouts:	14	at Florida (Mar 23, 2018)
Hits allowed:	15	at Florida (Mar 24, 2018)
Doubles allowed:	3	vs Texas (Mar 14, 2018)
	3	at Florida (Mar 24, 2018)
Triples allowed:	1	at San Diego State (Feb 24, 2018)
	1	at Florida (Mar 25, 2018)
Homers allowed:	3	vs Texas (Mar 13, 2018)
Wild pitches:	3	vs Kent State (Mar 09, 2018)
Hit batters:	2	vs Dayton (Mar 01, 2018)

## INDIVIDUAL GAME HIGHS (2018)

### Batting

At bats:	6	(4 games )
Runs scored:	5	Jordan McFarland vs Bucknell (Feb 17, 2018)
Hits:	4	(4 games )
RBIs:	6	Casey Martin vs Dayton (Feb 28, 2018)
Doubles:	2	Eric Cole vs Texas (Mar 13, 2018)
	2	Jax Biggers vs Kentucky (Mar 16, 2018)
	2	Heston Kjerstad at Florida (Mar 25, 2018)
Triples:	1	Carson Shaddy vs Dayton (Mar 01, 2018)
	1	Eric Cole vs USC (Mar 04, 2018)
Home runs:	2	(5 games )
Total bases:	10	Carson Shaddy vs Kentucky (Mar 17, 2018)
Walks:	3	(9 games )
Strikeouts:	3	(6 games )
Sac hits:	1	(7 games )
Sac flies:	1	(17 games )
Stolen bases:	2	Casey Martin vs Dayton (Mar 01, 2018)
	2	Jax Biggers vs USC (Mar 02, 2018)
Hit by pitch:	2	Heston Kjerstad vs Bucknell (Feb 17, 2018)
	2	Luke Bonfield at San Diego State (Feb 24, 2018)
Caught stealing:	1	(5 games )
Runners LOB:	7	Carson Shaddy at San Diego State (Feb 24, 2018)

### Fielding

Putouts:	14	Grant Koch at Florida (Mar 23, 2018)
Assists:	7	Carson Shaddy vs USC (Mar 03, 2018)
Errors:	2	Jackson Rutledge vs Cal Poly (Feb 23, 2018 at San Diego, Calif.)
	2	Jax Biggers at Charlotte (Mar 21, 2018)
Passed balls:	1	(5 games )

### Pitching

Innings pitched:	8.0	Isaiah Campbell vs Kentucky (Mar 17, 2018)
Runs allowed:	7	Jacob Kostyshock at Florida (Mar 24, 2018)
Earned runs:	5	Isaiah Campbell at Florida (Mar 24, 2018)
	5	Jacob Kostyshock at Florida (Mar 24, 2018)
Walks allowed:	4	Isaiah Campbell vs Kentucky (Mar 17, 2018)
	4	Blaine Knight at Florida (Mar 23, 2018)
	4	Isaiah Campbell at Florida (Mar 24, 2018)
Strikeouts:	10	Blaine Knight at Florida (Mar 23, 2018)
Hits allowed:	7	(4 games )
Doubles allowed:	2	(4 games )
Triples allowed:	1	Isaiah Campbell at San Diego State (Feb 24, 2018)
	1	Kacey Murphy at Florida (Mar 25, 2018)
Homers allowed:	2	Kacey Murphy vs Texas (Mar 13, 2018)
	2	Blaine Knight at Florida (Mar 23, 2018)
Wild pitches:	2	(5 games )
Hit batters:	1	(14 games )

## #31 CALEB BOLDEN • FR • RHP • 6-2 • 188

### SEASON HIGHS

Category	High	Opponent (Last)	Date
Innings	6.0	Dayton	2/28/18
Longest Start	6.0	Dayton	2/28/18
Shortest Start	6.0	Dayton	2/28/18
Longest Relief	3.0	2x (Texas)	3/14/18
Hits	7	Dayton	2/28/18
Runs	3	2x (at No. 2 Florida)	3/24/18
Earned Runs	3	2x (at No. 2 Florida)	3/24/18
Walks	3	Kent State	3/9/18
Strikeouts	6	Dayton	2/28/18

### BOLDEN'S CAREER APPEARANCES

Caleb Bolden Game-By-Game (Freshman)  
(5 Appearances, 1 Start)

Date	Opponent	IP	H	R-ER	BB	K	Result
2/18/18	Bucknell	3.0	2	0-0	1	0	ND
2/28/18	Dayton*	6.0	7	0-0	0	6	W, 1-0
3/9/18	Kent State	0.2	1	3-3	3	1	ND
3/14/18	Texas	3.0	1	0-0	2	3	W, 2-0
3/24/18	at No. 2 Florida	1.0	1	3-3	2	0	ND
<b>TOTALS</b>	<b>5 G, 1 GS</b>	<b>13.2</b>	<b>12</b>	<b>6-6</b>	<b>8</b>	<b>10</b>	<b>2-0</b>

### 2018 HIGHLIGHTS

- Made his collegiate debut against Bucknell (Feb. 18), having the longest outing of any Razorback pitcher in the game (3.0 innings).
- Picked up his first collegiate victory against Dayton (Feb. 28), throwing six scoreless innings with no walks.
- Struck out six batters in his start against Dayton, the second-most in an outing by a Hog pitcher this year.
- Earned his second victory in three appearances, working the second, third, and fourth innings against Texas (March 14).
- Has yet to give up a run in outings lasting three or more innings.

## #4 BRYCE BONNIN • FR • RHP • 6-1 • 190

### CAREER HIGHS

Category	High	Opponent (Last)	Date
Innings	5.0	Dayton	3/1/18
Longest Start	4.2	Kent State	3/11/18
Shortest Start	4.2	Kent State	3/11/18
Longest Relief	5.0	Dayton	3/1/18
Hits	5	at No. 4 Ole Miss	3/30/18
Runs	3	Kent State	3/11/18
Earned Runs	3	Kent State	3/11/18
Walks	3	Kent State	3/11/18
Strikeouts	6	Dayton	3/1/18

### BONNIN'S CAREER APPEARANCES

Bryce Bonnin Game-By-Game (Freshman)  
(8 Appearances, 1 Start)

Date	Opponent	IP	H	R-ER	BB	K	Result
2/16/18	Bucknell	1.0	1	2-0	0	1	ND
2/23/18	vs. Cal Poly	0.1	0	0-0	0	1	ND
3/1/18	Dayton	5.0	0	0-0	1	6	W, 1-0
3/11/18	Kent State*	4.2	3	3-3	3	3	ND
3/2/18	at Charlotte	1.0	3	1-1	0	1	ND
3/27/18	at Memphis	0.2	2	1-1	2	2	ND
3/30/18	at No. 4 Ole Miss	3.1	5	2-2	2	1	ND
<b>TOTALS</b>	<b>7 G, 1 GS</b>	<b>16.0</b>	<b>14</b>	<b>9-7</b>	<b>8</b>	<b>15</b>	<b>1-0</b>

### 2018 HIGHLIGHTS

- Made his collegiate debut against Bucknell (Feb. 16), throwing one inning and striking out one.
- Earned the victory over Dayton with five innings of relief and a season-high six strikeouts on 60 pitches.
- Started game three against Kent State (March 11), going 4.2 innings with three runs allowed and three strikeouts.



## #32 MATT CRONIN • SO • LHP • 6-2 • 190

### CAREER HIGHS

Category	High	Opponent (Last)	Date
Innings	4.0	at San Diego State	2/24/18
Longest Start	--	--	--
Shortest Start	--	--	--
Longest Relief	4.0	at San Diego State	2/24/18
Hits	4	No. 4 Kentucky	3/16/18
Runs	2	3x (at No. 4 Ole Miss)	3/31/18
Earned Runs	2	3x (at No. 4 Ole Miss)	3/31/18
Walks	3	vs. Auburn	5/25/17
Strikeouts	6	vs. Auburn	5/25/17

### CRONIN'S CAREER APPEARANCES

Matt Cronin 2018 Game-By-Game (Sophomore)  
(9 Appearances, 0 Starts)

Date	Opponent	IP	H	R-ER	BB	K	Result
2/18/18	Bucknell	1.0	1	0-0	0	1	W, 1-0
2/21/18	vs. Arizona	2.1	0	0-0	1	3	S, 1
2/24/18	at San Diego St.	4.0	0	0-0	0	5	W, 2-0
3/3/18	USC	2.2	2	2-2	2	2	ND
3/9/18	Kent State	1.0	0	0-0	0	1	ND
3/14/18	Texas	1.2	1	0-0	0	2	S, 2
3/16/18	No. 4 Kentucky	2.2	4	2-2	0	4	S, 3
3/23/18	at No. 2 Florida	2.0	1	0-0	0	4	S, 4
3/25/18	at No. 2 Florida	1.2	1	1-1	0	0	ND
3/29/18	at No. 4 Ole Miss	3.0	1	0-0	1	5	S, 5
3/31/18	at No. 4 Ole Miss	2.0	1	2-2	1	1	ND
<b>TOTALS</b>	<b>11 G, 0 GS</b>	<b>21.0</b>	<b>11</b>	<b>7-7</b>	<b>4</b>	<b>23</b>	<b>2-0 (5 SV)</b>

Matt Cronin 2017 Game-By-Game (Freshman)  
(15 Appearances, 0 Starts)

Date	Opponent	IP	H	R-ER	BB	K	Result
3/4/17	vs. Nebraska	1.0	0	0-0	0	2	ND
3/8/17	ULM	2.0	0	0-0	2	3	ND
3/15/17	Alcorn State	2.0	2	1-1	0	4	ND
3/22/17	New Orleans	0.0	0	1-1	1	0	ND
4/1/17	at Alabama	1.0	1	0-0	1	1	ND
4/5/17	Grand Canyon	1.0	0	0-0	0	2	ND
4/11/17	at Missouri State	1.2	1	0-0	1	2	W, 1-0
4/18/17	Memphis	1.1	2	0-0	0	2	W, 2-0
4/25/17	vs. Kansas State	3.0	2	0-0	1	5	ND
5/19/17	at No. 22 Texas A&M	0.1	0	0-0	0	0	ND
5/25/17	vs. Auburn	3.0	0	0-0	3	6	W, 3-0
5/28/17	vs. LSU	0.1	0	0-0	0	1	ND
6/2/17	Oral Roberts	0.1	0	0-0	0	1	ND
6/3/17	Missouri State	0.0	0	1-1	1	0	L, 3-1
6/4/17	Missouri State	1.0	0	1-1	2	2	ND
<b>TOTALS</b>	<b>15 G, 0 GS</b>	<b>18.0</b>	<b>8</b>	<b>4-4</b>	<b>12</b>	<b>31</b>	<b>3-1</b>

### 2018 HIGHLIGHTS

- Picked up the win in game three against Bucknell after pitching a scoreless inning with one strikeout.
- Earned the save against Arizona, pitching the final 2.1 innings and retiring seven of the final eight batters.
- Won his second game in three appearances after throwing four innings at San Diego State and striking out five.
- The four innings against the Aztecs was a career high.
- Earned his second save against Texas, throwing the final 1.2 innings, while also getting out of bases loaded jam with the tying run on third.
- The two saves tops his total of one from 2017. Is one of five Razorbacks with at least one save in 2018.
- Picked up his third save of the year and second in as many outings when he threw the final 2.2 innings against No. 4 Kentucky, striking out four.
- Earned third-consecutive save on Friday against No. 2 Florida, giving him four for the year, which ranks third in the SEC.

## #35 JACOB KOSTYSHOCK • SO • RHP • 6-4 • 172

### CAREER HIGHS

Category	High	Opponent (Last)	Date
Innings	3.2	at No. 2 Florida	3/24/18
Longest Start	--	--	--
Shortest Start	--	--	--
Longest Relief	3.2	at No. 2 Florida	3/24/18
Hits	7	at No. 2 Florida	3/24/18
Runs	7	at No. 2 Florida	3/24/18
Earned Runs	5	at No. 2 Florida	3/24/18
Walks	3	vs. Nebraska	3/4/17
Strikeouts	3	at San Diego	2/25/18

### KOSTYSHOCK'S CAREER APPEARANCES

Jacob Kostyshock 2018 Game-By-Game (Sophomore)  
(8 Appearances, 0 Starts)

Date	Opponent	IP	H	R-ER	BB	K	Result
2/17/18	Bucknell	1.0	0	0-0	0	2	ND
2/25/18	at San Diego	3.0	3	0-0	0	3	ND
3/9/18	Kent State - 1	1.0	1	0-0	1	1	ND
3/9/18	Kent State - 2	0.1	1	0-0	0	0	ND
3/13/18	Texas	3.0	4	2-2	2	1	S, 1
3/21/18	at Charlotte	1.0	2	1-1	0	0	ND
3/24/18	at No. 2 Florida	3.2	7	7-5	2	2	ND
3/31/18	at No. 4 Ole Miss	0.1	1	2-2	1	0	ND
<b>TOTALS</b>	<b>8 G, 0 GS</b>	<b>13.1</b>	<b>19</b>	<b>12-10</b>	<b>6</b>	<b>9</b>	<b>0-0 (1 SV)</b>

Jacob Kostyshock 2017 Game-By-Game (Freshman)  
(6 Appearances, 0 Starts)

Date	Opponent	IP	H	R-ER	BB	K	Result
3/4/17	vs. Nebraska	0.2	2	3-3	3	2	ND
3/8/17	ULM	2.0	0	0-0	0	2	ND
3/15/17	Alcorn State	1.0	0	0-0	0	0	ND
4/4/17	Grand Canyon	0.2	3	1-1	0	1	ND
4/13/17	Georgia	0.0	0	0-0	2	0	ND
4/25/17	vs. Kansas State	1.0	1	0-0	1	1	W, 1-0
<b>TOTALS</b>	<b>6 G, 0 GS</b>	<b>5.2</b>	<b>6</b>	<b>4-4</b>	<b>6</b>	<b>6</b>	<b>1-0</b>

### 2018 HIGHLIGHTS

- Threw a career-high three scoreless innings at San Diego, while striking out three batters, also a career-high.
- Has come out of the bullpen in three of the last four games, allowing just two earned runs in 4.1 innings.
- Picked up his first save of the year against Texas (March 13), throwing the last three innings in a 13-4 victory.
- Equaled his appearance total from 2017 by throwing one inning at Charlotte (March 21).

## #27 EVAN LEE • SO • LHP • 6-2 • 190

### CAREER HIGHS

Category	High	Opponent (Last)	Date
Innings	4.1	Kent State	3/11/18
Longest Start	1.0	at Louisiana Tech	3/1/17
Shortest Start	1.0	2x (at No. 4 Ole Miss)	3/30/18
Longest Relief	4.1	Kent State	3/11/18
Hits	5	No. 4 Kentucky	3/17/18
Runs	3	3x (at No. 4 Ole Miss)	3/30/18
Earned Runs	3	at Louisiana Tech	3/1/17
Walks	2	Bucknell	2/17/18
Strikeouts	4	No. 4 Kentucky	3/17/18

### LEE'S CAREER APPEARANCES

Evan Lee 2018 Game-By-Game (Sophomore)  
(5 Appearances, 1 Starts)

Date	Opponent	IP	H	R-ER	BB	K	Result
2/17/18	Bucknell	1.0	1	1-1	2	0	ND
2/25/18	at San Diego	1.1	2	2-2	1	2	L, 0-1
3/11/18	Kent State	4.1	2	0-0	0	1	W, 1-1
3/17/18	No. 4 Kentucky	2.0	5	3-2	0	4	ND
3/30/18	at No. 4 Ole Miss*	1.0	4	3-2	1	0	L, 1-2
<b>TOTALS</b>	<b>5 G, 1 GS</b>	<b>9.2</b>	<b>14</b>	<b>9-7</b>	<b>4</b>	<b>3</b>	<b>1-2</b>

Evan Lee 2017 Game-By-Game (Freshman)  
(13 Appearances, 1 Start)

Date	Opponent	IP	H	R-ER	BB	K	Result
2/26/17	Bryant	1.0	0	0-0	0	1	ND
3/1/17	at Louisiana Tech*	1.0	2	3-3	0	0	ND
3/5/17	vs. #30 Oklahoma St.	2.1	1	1-0	1	2	ND
3/15/17	Alcorn State	1.0	0	0-0	1	2	ND
3/17/17	Mississippi St.	0.1	0	0-0	0	0	ND
4/5/17	Grand Canyon	2.0	3	1-1	1	2	ND
4/11/17	at Missouri State	1.0	2	0-0	0	2	ND
4/18/17	Memphis	2.0	0	0-0	1	2	ND
4/22/17	at #10 Auburn	0.1	0	0-0	1	1	ND
4/23/17	at #10 Auburn	1.2	3	2-2	0	2	ND
4/28/17	Ole Miss	1.0	0	0-0	0	0	S, 1
5/18/17	at No. 22 Texas A&M	0.1	0	0-0	0	0	ND
5/25/17	vs. Mississippi St.	0.0	0	0-0	1	0	ND
6/4/17	Missouri State	0.1	0	0-0	0	1	S, 2
6/5/17	Missouri State	0.2	0	0-0	0	2	ND
<b>TOTALS</b>	<b>13 G, 1 GS</b>	<b>15.0</b>	<b>12</b>	<b>7-6</b>	<b>6</b>	<b>17</b>	<b>0-0 (2 SV)</b>

### 2018 HIGHLIGHTS

- Earned his first victory of the year, throwing an effective 4.1 innings against Kent State (March 11) and not giving up a run.
- The 4.1 innings against the Golden Flashes ended up being a career long.

## #28 KOLE RAMAGE • FR • RHP • 6-1 • 201

### CAREER HIGHS

Category	High	Opponent (Last)	Date
Innings	3.2	at No. 4 Ole Miss	3/30/18
Longest Start	1.2	No. 4 Kentucky	3/17/18
Shortest Start	1.2	No. 4 Kentucky	3/17/18
Longest Relief	3.2	at No. 4 Ole Miss	3/30/18
Hits	3	at San Diego	2/25/18
Runs	4	No. 4 Kentucky	3/17/18
Earned Runs	2	2x (No. 4 Kentucky)	3/17/18
Walks	2	Texas	3/14/18
Strikeouts	5	at No. 4 Ole Miss	3/30/18

### RAMAGE'S CAREER APPEARANCES

Kole Ramage 2018 Game-By-Game (Freshman)  
(9 Appearances, 1 Start)

Date	Opponent	IP	H	R-ER	BB	K	Result
2/16/18	Bucknell	2.0	1	0-0	0	4	ND
2/25/18	at San Diego	1.0	3	3-2	1	0	ND
3/1/18	Dayton	2.0	2	0-0	0	3	ND
3/9/18	Kent State	2.0	2	1-1	0	4	ND
3/11/18	Kent State	0.0	1	1-0	1	0	ND
3/14/18	Texas	2.2	2	0-0	2	3	ND
3/17/18	No. 4 Kentucky*	1.2	2	4-1	1	2	ND
3/21/18	at Charlotte	1.0	2	1-1	0	1	L, 0-1
3/30/18	at No. 4 Ole Miss	3.2	0	0-0	0	5	ND
<b>TOTALS</b>	<b>9 G, 1 GS</b>	<b>14.1</b>	<b>12</b>	<b>5-4</b>	<b>3</b>	<b>20</b>	<b>0-1</b>

### 2018 HIGHLIGHTS

- Made his first collegiate appearance against Bucknell, pitching two innings with four strikeouts in seven batters faced.
- Has yet to give up more than a run in his last four appearances and has three or more strikeouts in three of those outings (vs. Dayton, Kent State, Texas).
- Had his longest outing of the season against Texas (March 14), going 2.2 innings while allowing just two hits.

## #11 KEATON MCKINNEY • R-JR • RHP • 6-5 • 235

### CAREER HIGHS

Category	High	Opponent (Last)	Date
Innings	8.0	Alabama	3/31/17
Longest Start	8.0	Alabama	3/31/17
Shortest Start	2.0	2x (at Ok. St.)	3/29/16
Longest Relief	4.1	W. Illinois	3/12/16
Hits	8	at Auburn	4/21/17
Runs	8	at Auburn	4/21/17
Earned Runs	8	at Auburn	4/21/17
Walks	4	at Auburn	4/21/17
Strikeouts	11	Mississippi St.	3/17/17

### CAREER VS. 2017 OPPONENTS

Team	ERA	W-L	G-GS	IP	H	R	ER	BB-K
Arizona	1.50	0-1	1-1	6.0	5	2	1	0-10
Florida	0.00	--	1-0	1.0	2	1	0	1-1
Ole Miss	4.05	0-1	2-1	11.1	10	5	5	3-16
ULM	0.00	--	1-0	3.0	1	0	0	1-3
Auburn	34.29	0-1	1-1	2.1	8	8	8	4-1
Grambling St.	0.00	--	1-0	2.0	3	0	0	0-0
Missouri St.	6.00	--	2-1	6.0	4	4	4	3-8
Mississippi St.	1.57	2-0	3-3	17.2	13	5	3	2-21
Alabama	2.21	1-0	2-2	12.2	7	3	3	1-11
LSU	0.00	1-0	2-1	9.2	9	5	0	5-14
Texas A&M	1.11	1-1	3-1	8.1	6	2	1	0-3
Georgia	1.50	1-0	1-1	6.0	5	1	1	1-5

### 2016 HIGHLIGHTS

- Made 13 appearances with 12 starts to finish with a 6.66 ERA and a 1-5 record
- Part of starting rotation for majority of season, pitching 52.2 innings and striking out 31
- All decisions came in conference play with win coming against Auburn (March 26)
- Threw 6.0 scoreless innings in win over Auburn, giving up just three hits with three strikeouts ... Had a 6.75 ERA in conference play
- Tied a career-high of five strikeouts twice during season, vs. No. 2 Florida (April 15) and No. 2 Texas A&M (May 1)
- Went a season-long 7.0 innings vs. Eastern Illinois (March 6), giving up just one earned run while scattering four hits
- Recorded two or more strikeouts in eight of last nine appearances, all in SEC play.

### 2015 HIGHLIGHTS

- >>> SEC All-Freshman Team (Coaches)
- >>> Louisville Slugger Freshman All-America
- >>> SEC Pitcher of the Week (May 4)
- >>> SEC Freshman of the Week (May 18)

- Came on strong at the end of the season, posting a 5-1 record over his final 10 starts to help anchor the starting rotation
- Named to the SEC All-Freshman Team (Coaches) after going 5-0 in conference play with a 2.90 earned run average
- Earned Louisville Slugger Freshman All-America honors, becoming the 18th Freshman All-American in program history
- Was named SEC Pitcher and Freshman of the Week during the season, the only player in the league to earn both honors
- Named SEC Pitcher of the Week (May 4) after tossing a two-hit shutout at

## MCKINNEY'S CAREER APPEARANCES

### Keaton McKinney 2015 Game-By-Game (Freshman) (21 Appearances, 18 Starts)

Date	Opponent	IP	H	R-ER	BB	K	Result
2/13/15	North Dakota	3.1	4	1-1	1	2	ND
2/22/15	vs. Maryland*	5.0	3	1-1	2	4	ND
3/3/15	Eastern Illinois*	4.0	1	0-0	3	3	W, 1-0
3/8/15	Loyola Marymount*	3.1	3	4-4	1	3	L, 1-1
3/14/15	at Vanderbilt*	2.0	6	3-3	1	1	ND
3/17/15	SE Missouri St.*	5.0	1	1-1	3	3	ND
3/20/15	LSU	1.0	5	4-4	1	0	ND
3/25/15	at Memphis*	4.0	6	2-1	1	2	ND
3/28/15	Ole Miss*	3.0	1	1-0	2	4	ND
3/31/15	Missouri State	2.0	0	0-0	1	2	ND
4/5/15	at Auburn*	3.1	5	2-2	2	0	ND
4/12/15	Kentucky*	9.0	5	3-3	1	5	W, 2-1
4/19/15	at Texas A&M*	5.1	7	2-2	4	3	W, 3-1
4/26/15	Mississippi St.*	5.1	6	1-0	2	1	ND
5/2/15	at Alabama*	9.0	2	0-0	1	2	W, 4-1
5/10/15	Tennessee*	4.2	3	2-2	0	2	W, 5-1
5/15/15	at Georgia*	7.0	4	0-0	3	4	W, 6-1
5/20/15	vs. Florida*	1.0	0	3-3	3	1	ND
5/30/15	at Oklahoma St.*	4.0	4	2-2	2	1	ND
6/6/15	Missouri State*	1.1	3	1-1	3	0	L, 6-2
6/15/15	vs. Miami*	4.1	2	1-1	1	3	ND
<b>TOTALS</b>	<b>21 G, 18 GS</b>	<b>87.0</b>	<b>71</b>	<b>34-31</b>	<b>38</b>	<b>46</b>	<b>6-2</b>

### Keaton McKinney 2017 Game-By-Game (Sophomore) (13 Appearances, 12 Starts)

Date	Opponent	IP	H	R-ER	BB	K	Result
2/21/16	Central Michigan*	4.0	4	3-2	2	1	ND
2/28/16	vs. Texas Tech*	0.2	3	5-5	2	1	ND
3/6/16	Eastern Illinois*	7.0	4	2-1	1	1	ND
3/12/16	Western Illinois*	3.2	5	3-3	4	1	ND
3/20/16	at South Carolina*	4.2	7	4-3	0	4	ND
3/26/16	Auburn*	6.0	3	0-0	5	3	W, 1-0
4/2/16	Missouri*	3.2	6	6-6	4	2	L, 1-1
4/10/16	at Ole Miss	2.0	4	2-2	0	1	ND
4/15/16	Florida*	4.0	5	3-3	3	2	L, 1-2
4/23/16	at Kentucky*	3.1	4	3-3	3	2	ND
5/1/16	Texas A&M*	5.2	6	5-1	1	5	L, 1-3
5/8	at LSU*	4.1	4	4-4	3	2	L, 1-4
5/14	Alabama*	3.2	3	6-6	5	3	L, 1-5
<b>TOTALS</b>	<b>13 G, 12 GS</b>	<b>52.2</b>	<b>58</b>	<b>46-39</b>	<b>34</b>	<b>31</b>	<b>1-5</b>

### Keaton McKinney 2018 Game-By-Game (R-Junior) (1 Appearance, 11 Starts)

Date	Opponent	IP	H	R-ER	BB	K	Result
2/18/18	Bucknell*	2.0	1	1-1	2	2	ND

## #46 BARRETT LOSEKE • JR • RHP • 6-0 • 180

### CAREER HIGHS

Category	High	Opponent (Last)	Date
Innings	4.2	Rhode Island	3/10/17
Longest Start	4.0	2x (at S. Carolina)	3/19/16
Shortest Start	1.0	at Ole Miss	4/10/16
Longest Relief	4.2	Rhode Island	3/10/17
Hits	4	3x (at San Diego)	2/25/18
Runs	3	5x (Missouri State)	6/4/17
Earned Runs	3	4x (Memphis)	4/18/17
Walks	3	4x (Memphis)	4/18/17
Strikeouts	8	at Charlotte	3/21/18

### LOSEKE'S CAREER APPEARANCES

#### Barrett Loseke 2018 Game-By-Game (Junior) (7 Appearances, 2 Starts)

Date	Opponent	IP	H	R-ER	BB	K	Result
2/16/18	Bucknell	1.0	0	0-0	0	2	ND
2/25/18	at San Diego*	2.2	4	2-2	0	2	ND
3/4/18	USC	0.0	1	2-2	1	0	ND
3/14/18	Texas	0.1	2	1-1	1	1	ND
3/21/18	at Charlotte*	3.0	0	0-0	1	8	ND
3/27/18	at Memphis	4.1	2	1-1	1	2	ND
3/31/18	at No. 4 Ole Miss	1.0	2	2-2	2	1	ND
<b>TOTALS</b>	<b>7 G, 2 GS</b>	<b>12.1</b>	<b>11</b>	<b>8-8</b>	<b>6</b>	<b>16</b>	<b>0-0</b>

#### Barrett Loseke 2017 Game-By-Game (Sophomore) (15 Appearances, 2 Starts)

Date	Opponent	IP	H	R-ER	BB	K	Result
2/19/17	Miami (Ohio)	1.0	0	0-0	2	2	ND
2/26/17	Bryant	2.1	4	3-3	2	3	ND
3/1/17	at Louisiana Tech	4.0	1	0-0	1	7	W, 1-0
3/10/17	Rhode Island	4.2	3	0-0	0	3	W, 2-0
3/18/17	Mississippi St.	0.0	0	0-0	1	0	ND
3/22/17	New Orleans	3.1	1	0-0	1	4	W, 3-0
3/26/17	at #18 Missouri	0.1	3	2-2	1	0	ND
4/5/17	Grand Canyon*	2.0	0	0-0	2	2	ND
4/7/17	#13 LSU	1.0	3	0-0	0	1	ND
4/11/17	at Missouri State	1.0	1	2-2	1	1	ND
4/13/17	Georgia	1.2	0	0-0	1	2	ND
4/18/17	Memphis*	3.0	3	3-3	3	2	ND
4/23/17	at #10 Auburn	0.1	1	0-0	0	0	ND
4/25/17	vs. Kansas State	0.1	1	2-2	1	0	ND
6/4/17	Missouri State	0.2	2	3-0	1	1	ND
<b>TOTALS</b>	<b>15 G, 2 GS</b>	<b>25.2</b>	<b>23</b>	<b>15-12</b>	<b>17</b>	<b>28</b>	<b>3-0</b>

#### Barrett Loseke 2016 Game-By-Game (Freshman) (17 Appearances, 6 Starts)

Date	Opponent	IP	H	R-ER	BB	K	Result
2/20/16	Central Michigan	0.1	1	0-0	0	0	ND
2/23/16	Mississippi Valley St.	2.0	1	0-0	0	3	ND
2/28/16	vs. #23 Texas Tech	1.1	2	0-0	3	3	ND
3/9/16	Gonzaga	3.0	1	0-0	1	1	ND
3/13/16	Western Illinois*	4.0	1	0-0	1	4	W, 1-0
3/19/16	at #12 South Carolina*	4.0	3	2-2	3	3	ND
3/27/16	Auburn*	2.2	4	1-1	1	2	ND
4/3/16	Missouri*	3.1	2	3-3	1	4	L, 1-1
4/10/16	at #14 Ole Miss*	1.0	2	3-3	2	3	L, 1-2
4/12/16	ULM	1.0	1	0-0	0	1	ND
4/16/16	#2 Florida	0.2	0	0-0	3	2	ND
4/26/16	#18 Oklahoma St.	1.0	0	0-0	1	0	ND
4/30/16	#2 Texas A&M-2	3.2	2	0-0	0	4	ND
5/6/16	at #13 LSU	0.0	0	0-0	2	0	ND
5/8/16	at #13 LSU	1.2	1	0-0	1	2	ND
5/17	Missouri St.*	2.0	2	2-2	1	1	L, 1-3
5/20/16	at #4 Mississippi St.	1.0	1	0-0	0	2	ND
<b>TOTALS</b>	<b>17 G, 6 GS</b>	<b>32.2</b>	<b>24</b>	<b>11-11</b>	<b>20</b>	<b>35</b>	<b>1-3</b>

## 2018 HIGHLIGHTS

- Made his first start of the year at San Diego, throwing 2.2 innings and allowing two runs on four hits with two strikeouts.
- Has started at least one game every year since 2016.
- Struck out a career-high eight batters at Charlotte (March 21) out of a possible nine batters faced.
- Recorded his second-straight outing of three innings or more by throwing 4.1 innings out of the bullpen against Memphis (March 27).
- Has only allowed two earned runs in his last 7.2 innings.



## #34 JAKE REINDL • JR • RHP • 6-1 • 200

### CAREER HIGHS

Category	High	Opponent (Last)	Date
Innings	6.1	Ole Miss	4/28/17
Longest Start	2.2	at Memphis	3/27/18
Shortest Start	2.2	at Memphis	3/27/18
Longest Relief	6.1	Ole Miss	4/28/17
Hits	6	2x (at Memphis)	3/27/18
Runs	5	at Memphis	3/27/18
Earned Runs	4	at Memphis	3/27/18
Walks	3	2x (No. 4 Kentucky)	3/16/18
Strikeouts	6	2x (#25 Vanderbilt)	5/14/17

### REINDL'S CAREER APPEARANCES

Jake Reindl 2018 Game-By-Game (Junior)  
(8 Appearances, 1 Starts)

Date	Opponent	IP	H	R-ER	BB	K	Result
2/18/18	Bucknell	1.0	1	0-0	0	1	S, 1
2/23/18	vs. Cal Poly	2.0	2	1-1	1	1	L, 0-1
3/4/18	USC	3.0	4	3-2	0	4	ND
3/9/18	Kent State	2.1	2	1-1	1	3	ND
3/14/18	Texas	0.1	3	2-2	0	0	ND
3/16/18	No. 4 Kentucky	1.2	2	0-0	3	2	W, 1-1
3/21/18	at Charlotte	0.0	1	2-0	0	0	ND
3/27/18	at Memphis*	2.2	6	5-4	1	5	ND
<b>TOTALS</b>	<b>8 G, 1 GS</b>	<b>14.0</b>	<b>21</b>	<b>14-10</b>	<b>6</b>	<b>16</b>	<b>1-1 (1 SV)</b>

Jake Reindl 2017 Game-By-Game (Sophomore)  
(24 Appearances, 0 Starts)

Date	Opponent	IP	H	R-ER	BB	K	Result
2/17/17	Miami (Ohio)	3.0	2	0-0	0	3	ND
2/24/17	Bryant	0.1	1	2-2	1	0	ND
3/1/17	at Louisiana Tech	2.0	3	0-0	0	2	ND
3/5/17	vs. #14 Oklahoma St.	0.0	0	0-0	1	0	ND
3/14/17	Alcorn State	2.1	4	1-1	1	1	ND
3/22/17	New Orleans	0.2	2	1-1	1	1	ND
3/25/17	at #18 Missouri	2.2	2	0-0	0	4	ND
4/1/17	at Alabama	2.2	0	0-0	0	5	ND
4/4/17	Grand Canyon	2.1	0	0-0	0	1	ND
4/9/17	#13 LSU	5.2	2	1-1	0	5	ND
4/14/17	Georgia	2.0	1	0-0	2	1	W, 1-0
4/18/17	Memphis	1.2	3	4-4	0	0	ND
4/22/17	at #10 Auburn	3.0	2	0-0	1	6	S, 1
4/25/17	vs. Kansas State	1.1	1	0-0	1	1	ND
4/28/17	Ole Miss	6.1	6	1-1	3	5	W, 2-0
5/4/17	at Tennessee	0.1	2	2-0	1	0	L, 2-1
5/12/17	#25 Vanderbilt	0.0	0	0-0	1	0	ND
5/14/17	#25 Vanderbilt	4.1	3	0-0	0	6	S, 2
5/18/17	at No. 22 Texas A&M	2.0	1	1-1	1	2	W, 3-1
5/25/17	vs. Mississippi St.	1.0	1	1-0	1	1	ND
5/26/17	vs. Mississippi St.	2.1	0	0-0	0	1	ND
6/3/17	Missouri State	1.0	0	0-0	1	0	ND
6/4/17	Oral Roberts	2.1	0	0-0	0	3	S, 3
6/4/17	Missouri State	1.1	3	2-2	0	1	W, 4-1
<b>TOTALS</b>	<b>24 G, 0 GS</b>	<b>50.2</b>	<b>39</b>	<b>16-13</b>	<b>16</b>	<b>49</b>	<b>4-1 (3 SV)</b>

Jake Reindl 2016 Game-By-Game (Freshman)  
(6 Appearances, 0 Starts)

Date	Opponent	IP	H	R-ER	BB	K	Result
2/24/16	Mississippi Valley St.	1.0	0	0-0	0	2	ND
3/9/16	Gonzaga	0.1	2	2-2	0	0	ND
3/15/16	Grambling St.	1.0	1	0-0	0	0	ND
a5/17/16	Missouri St.	1.0	1	0-0	0	1	ND
5/19/16	at #4 Mississippi St.	0.2	0	0-0	0	1	ND
<b>TOTALS</b>	<b>6 G, 0 GS</b>	<b>5.0</b>	<b>6</b>	<b>3-3</b>	<b>0</b>	<b>5</b>	<b>0-0</b>

### 2018 HIGHLIGHTS

- Notched his first save of the season against Bucknell by throwing the final inning against Bucknell (Feb. 18) in a 3-1 victory.
- Picked up the win in game one against No. 4 Kentucky, throwing 1.2 scoreless innings in relief of Blaine Knight

## #99 JACKSON RUTLEDGE • FR • RHP • 6-8 • 258

### SEASON HIGHS

Category	High	Opponent (Last)	Date
Innings	3.0	USC	3/2/18
Longest Start	--	--	--
Shortest Start	--	--	--
Longest Relief	3.0	USC	3/2/18
Hits	1	6x (at No. 4 Ole Miss)	3/31/18
Runs	2	Bucknell	2/18/18
Earned Runs	--	--	--
Walks	1	6x (at No. 4 Ole Miss)	3/31/18
Strikeouts	4	Bucknell	2/18/18

### RUTLEDGE'S CAREER APPEARANCES

Jackson Rutledge 2018 Game-By-Game (Freshman)  
(8 Appearances, 0 Starts)

Date	Opponent	IP	H	R-ER	BB	K	Result
2/18/18	Bucknell	2.0	1	0-0	1	4	ND
2/23/18	vs. Cal Poly	0.2	0	2-0	1	0	ND
3/2/18	USC	3.0	1	0-0	1	2	S, 1
3/4/18	USC	1.0	0	0-0	1	0	W, 1-0
3/21/18	at Charlotte	1.0	1	0-0	0	0	ND
3/23/18	at No. 2 Florida	0.1	1	0-0	0	0	ND
3/27/18	at Memphis	1.1	1	0-0	1	2	W, 2-0
3/31/18	at No. 4 Ole Miss	0.1	1	1-0	1	0	ND
<b>TOTALS</b>	<b>8 G, 0 GS</b>	<b>9.2</b>	<b>6</b>	<b>3-0</b>	<b>6</b>	<b>8</b>	<b>2-0 (1 SV)</b>

### 2018 HIGHLIGHTS

- Made his collegiate debut against Bucknell (Feb. 18), striking out a team-high four over two innings.
- Picked up his first collegiate save against USC (March 2), going the final three innings with just one hit allowed and one walk.
- Also earned his first win in the series finale against USC (March 4), pitching a scoreless top half of the eighth, allowing his teammates to get the walk-off hit in the bottom half.
- Currently has a 6.2 consecutive scoreless innings streak over five appearances, which includes two victories.

## #57 CODY SCROGGINS • R-SO • RHP • 6-0 • 190

### CAREER HIGHS

Category	High	Opponent (Last)	Date
Innings	1.1	at Louisiana Tech	3/1/17
Longest Start	--	--	--
Shortest Start	--	--	--
Longest Relief	1.1	at Louisiana Tech	3/1/17
Hits	2	at LSU	5/8/16
Runs	1	4x (at Charlotte)	3/21/18
Earned Runs	1	3x (Bryant)	2/24/17
Walks	2	vs. Arizona	2/21/18
Strikeouts	2	Bucknell	2/17/18

### SCROGGINS' CAREER APPEARANCES

Cody Scroggins 2018 Game-By-Game (R-Sophomore)  
(6 Appearances, 0 Starts)

Date	Opponent	IP	H	R-ER	BB	K	Result
2/17/18	Bucknell	1.0	0	0-0	0	2	ND
2/21/18	vs. Arizona	0.2	1	0-0	2	2	ND
3/3/18	USC	1.0	0	0-0	0	0	ND
3/9/18	Kent State	0.0	0	1-1	1	0	ND
3/21/18	at Charlotte	0.1	0	1-0	1	1	ND
<b>TOTALS</b>	<b>5 G, 0 GS</b>	<b>3.0</b>	<b>1</b>	<b>2-1</b>	<b>4</b>	<b>5</b>	<b>0-0</b>

Cody Scroggins 2017 Game-By-Game (Sophomore)  
(3 Appearances, 0 Starts)

Date	Opponent	IP	H	R-ER	BB	K	Result
2/18/17	Miami (Ohio)	1.0	1	0-0	0	1	ND
2/24/17	Bryant	0.0	1	1-1	1	0	ND
3/1/17	at Louisiana Tech	1.1	1	0-0	0	0	ND
<b>TOTALS</b>	<b>3 G, 0 GS</b>	<b>2.1</b>	<b>3</b>	<b>1-1</b>	<b>1</b>	<b>1</b>	<b>0-0</b>

Cody Scroggins 2016 Game-By-Game (Freshman)  
(4 Appearances, 0 Starts)

Date	Opponent	IP	H	R-ER	BB	K	Result
4/3/16	Missouri	1.0	0	0-0	0	0	ND
4/8/16	at #14 Ole Miss	1.0	0	0-0	1	1	ND
4/15/16	#2 Florida	1.0	1	1-1	1	0	ND
5/8/16	at #13 LSU	0.1	2	1-1	0	0	ND
<b>TOTALS</b>	<b>4 G, 0 GS</b>	<b>3.1</b>	<b>3</b>	<b>2-2</b>	<b>2</b>	<b>1</b>	<b>0-0</b>

### 2018 HIGHLIGHTS

- Came back from Tommy John surgery in 2017 to full health in 2018.
- Has yet to give up a run in three appearances and 2.2 innings pitched.
- Set career-high with two strikeouts against Bucknell (Feb. 17) and Arizona (Feb. 21).
- Transitioned from infielder to pitcher at tail end of freshman year.

## #88 ZEBULON VERMILLION • FR • RHP • 6-4 • 208

### SEASON HIGHS

Category	High	Opponent (Last)	Date
Innings	3.0	USC	3/2/18
Longest Start	--	--	--
Shortest Start	--	--	--
Longest Relief	3.0	USC	3/2/18
Hits	1	3x (at Charlotte)	3/21/18
Runs	2	Bucknell	2/18/18
Earned Runs	--	--	--
Walks	1	4x (USC)	3/4/18
Strikeouts	4	Bucknell	2/18/18

### VERMILLION'S CAREER APPEARANCES

Zebulon Vermillion 2018 Game-By-Game (Freshman)  
(6 Appearances, 0 Starts)

Date	Opponent	IP	H	R-ER	BB	K	Result
2/17/18	Bucknell	1.0	3	2-2	0	1	ND
2/28/18	Dayton	3.0	3	1-0	0	3	S, 1
3/9/18	Kent State-2	1.0	0	0-0	0	1	ND
3/17/18	Kentucky-1	1.0	2	1-1	0	2	ND
3/21/18	at Charlotte	0.2	0	0-0	0	0	ND
3/24/18	at No. 2 Florida	2.1	3	1-1	0	4	ND
<b>TOTALS</b>	<b>6 G, 0 GS</b>	<b>9.0</b>	<b>11</b>	<b>5-4</b>	<b>0</b>	<b>11</b>	<b>0-0 (1 SV)</b>

### 2018 HIGHLIGHTS

- Made his collegiate debut against Bucknell (Feb. 17) throwing one inning and striking out one in the 32-4 victory.
- Earned first collegiate save, closing out the final three innings against Dayton (Feb. 28) with one unearned run allowed.
- Has only given up two earned runs in his last five outings (8.0 innings).

## #9 JAX BIGGERS • JR • INF • 5-11 • 180

### CAREER HIGHS

Category	High	Opponent (Last)	Date
Hits	4	2x (No. 4 Kentucky)	3/17/18
Runs	3	3x (No. 4 Kentucky)	3/17/18
Doubles	2	2x (No. 4 Kentucky)	3/16/18
Triples	2	vs. Auburn	5/25/17
Home Runs	1	6x (No. 4 Kentucky)	3/17/18
RBI	4	No. 4 Kentucky	3/17/18
Walks	3	Texas	3/14/18
Stolen Bases	2	USC	3/2/18

### SEASON HIGHS

Category	High	Opponent (Last)	Date
Hits	4	No. 4 Kentucky	3/17/18
Runs	3	2x (No. 4 Kentucky)	3/17/18
Doubles	2	No. 4 Kentucky	3/16/18
Triples	--	--	--
Home Runs	1	No. 4 Kentucky	3/17/18
RBI	4	No. 4 Kentucky	3/17/18
Walks	3	Texas	3/14/18
Stolen Bases	2	USC	3/2/18

### 2018 HIGHLIGHTS

- Went 1-for-3 in the season opener against Bucknell (Feb. 16) with a run scored and a walk.
- Has multi-hit games against Bucknell (Feb. 17) and at San Diego State (Feb. 24).
- Drove in two of the three runs in the second inning against San Diego (Feb. 25) on a double to left-center.
- Got the lead-off hit in the bottom of the eighth against USC (March 4) before being driven in on Eric Cole's triple to tie the game.
- Stole two bases for the first time in his Division I career against USC (March 2), making him one of two players to achieve the feat this season.
- Walked a career-high three times against Texas (March 14).
- Hit .558 against Texas and No. 4 Kentucky with two doubles, two home runs, and seven RBIs out of the leadoff spot to be named the SEC Player of the Week.
- Against Kentucky, he totaled three multi-hit games, including one three-hit game and one four-hit game.
- One of three Hogs with a four-hit game this year and is second on the team with seven multi-hit games.
- Went 7-for-9 in the DH with Kentucky with two home runs and six RBIs.

## #17 LUKE BONFIELD • SR • OF • 6-3 • 205

### CAREER HIGHS

Category	High	Opponent (Last)	Date
Hits	3	10x (USC)	3/3/18
Runs	4	2x (vs. Nebraska)	3/4/17
Doubles	2	3x (at #10 Auburn)	4/22/17
Triples	1	at Missouri State	4/11/17
Home Runs	1	21x (No. 4 Kentucky)	3/17/18
RBI	5	Miss. Valley St.	2/23/16
Walks	4	at LSU	5/7/16
Stolen Bases	1	at #22 Texas A&M	5/18/17

### SEASON HIGHS

Category	High	Opponent (Last)	Date
Hits	3	USC	3/3/18
Runs	3	2x (No. 4 Kentucky)	3/17/18
Doubles	1	6x (at No. 4 Ole Miss)	3/31/18
Triples	--	--	--
Home Runs	1	4x (No. 4 Kentucky)	3/17/18
RBI	4	No. 4 Kentucky	3/17/18
Walks	3	USC	3/4/18
Stolen Bases	--	--	--

### 2018 HIGHLIGHTS

- Had at least one hit in 12 of 15 games this season, including three multi-hit games (Cal Poly, USC, Kent State)
- Hit a three-run home run against Bucknell (Feb. 17) and also scored three runs after reaching via walk twice.
- Tied a career-high with three hits against USC (March 3), part of a 3-for-3 day with one double and one walk.
- Is currently on a seven-game hit streak, the longest on the team dating back to the March 9th game against Kent State.
- Is hitting an even .400 during that streak with an .800 slugging percentage.
- Went 3-for-4 with a season-high four RBIs and one home run on the backend of the DH with Kentucky. It's his first three-hit game of the year.

## #8 ERIC COLE • JR • OF • 5-11 • 195

### CAREER HIGHS

Category	High	Opponent (Last)	Date
Hits	4	3x (No. 4 Kentucky)	3/17/18
Runs	3	4x (No. 4 Kentucky)	3/17/18
Doubles	2	2x (Texas)	3/13/18
Triples	1	2x (USC)	3/4/18
Home Runs	1	11x (at No. 4 Ole Miss)	3/31/18
RBI's	3	3x (at No. 4 Ole Miss)	3/31/18
Walks	3	2x (Kent State)	3/9/18
Stolen Bases	1	9x (USC)	3/3/18

### SEASON HIGHS

Category	High	Opponent (Last)	Date
Hits	4	2x (No. 4 Kentucky)	3/17/18
Runs	3	2x (No. 4 Kentucky)	3/17/18
Doubles	2	Texas	3/13/18
Triples	1	USC	3/4/18
Home Runs	1	7x (at No. 4 Ole Miss)	3/31/18
RBI's	3	3x (at No. 4 Ole Miss)	3/31/18
Walks	3	2x (Kent State)	3/9/18
Stolen Bases	1	4x (USC)	3/4/18

### 2018 HIGHLIGHTS

- Is second on the team with seven multi-hit games this season and is one of three players with six or more home runs this season.
- Went 2-for-5 on Opening Day against Bucknell (Feb. 16) with an RBI and a walk.
- Was a perfect 3-for-3 at the plate in the series finale against Bucknell (Feb. 18), including hitting his first homer of the year.
- Hit the go-ahead home run against San Diego State (Feb. 24) in the sixth inning that eventually led to a 5-2 win over the Aztecs.
- Hit the game-tying RBI-triple against USC (March 4) in the eighth inning, his second triple of his career.
- Tied a career-high with four hits against USC (March 4) with one triple, two RBI's and two runs scored.
- Hit his fourth home run of the year on against Kent State (March 9), matching his entire total from 2017.
- Hit for two doubles in the same game vs. Texas (March 13) for the second time in his career. Finished the game 3-for-5 with a career-high three RBI's.
- Hit .438 in the series with Kentucky. Three of his seven hits were for extra-bases including two home runs.
- Was one of five Razorbacks with two or more homers in the series.
- Tied a career-best with four hits in the final game of the Kentucky series with a double and three runs scored.

## #24 DOMINIC FLETCHER • SO • CF • 5-9 • 188

### CAREER HIGHS

Category	High	Opponent (Last)	Date
Hits	3	6x (vs. Florida)	5/27/17
Runs	3	2x (vs. Florida)	5/27/17
Doubles	1	14x (at No 2 Florida)	3/25/18
Triples	1	Memphis	4/18/17
Home Runs	1	16x (at No. 4 Ole Miss)	3/31/18
RBI's	5	Bucknell	2/17/18
Walks	3	at San Diego State	2/24/18
Stolen Bases	1	2x (at San Diego State)	2/24/18

### SEASON HIGHS

Category	High	Opponent (Last)	Date
Hits	2	5x (at No.4 Ole Miss)	3/30/18
Runs	2	3x (at No. 2 Florida)	3/23/18
Doubles	1	7x (at No. 2 Florida)	3/25/18
Triples	--	--	--
Home Runs	1	4x (at No. 4 Ole Miss)	3/31/18
RBI's	5	Bucknell	2/17/18
Walks	3	at San Diego State	2/24/18
Stolen Bases	1	at San Diego State	2/24/18

### 2018 HIGHLIGHTS

- Has started 14 of 15 games this season, all in centerfield.
- Went 2-for-4 with a career-high five RBI's, one home run, and one double against Bucknell (Feb. 17).
- Hit the game-tying home run against Cal Poly (Feb. 23) in the bottom of the seventh inning for his second home run of the year.
- Hit the pinch-hit walk-off single against USC (March 4) to help Arkansas claim the series over the Trojans.
- Has at least one hit in his last six games with two multi-hit performances, dating back to the March 13th matchup against Texas.
- Was one of just two players with two or more hits against Charlotte on March 21.

#3 JARED GATES • SR • INF • 6-0 • 190

## CAREER HIGHS

Category	High	Opponent (Last)	Date
Hits	3	2x (#13 LSU)	4/7/17
Runs	2	4x (Bucknell)	2/17/18
Doubles	1	7x (Dayton)	2/28/18
Triples	--	--	--
Home Runs	1	9x (at No. 2 Florida)	3/25/18
RBI's	4	Bucknell	2/17/18
Walks	3	Bucknell	2/16/18
Stolen Bases	--	--	--

## SEASON HIGHS

Category	High	Opponent (Last)	Date
Hits	2	3x (at No. 2 Florida)	3/25/18
Runs	2	2x (Bucknell)	2/17/18
Doubles	1	4x (Dayton)	2/28/18
Triples	--	--	--
Home Runs	1	3x (at No. 2 Florida)	3/25/18
RBI's	4	Bucknell	2/17/18
Walks	3	Bucknell	2/16/18
Stolen Bases	--	--	--

## 2018 HIGHLIGHTS

- Went a perfect 2-for-2 at the plate with a career-high four RBI's against Bucknell (Feb. 17), hitting a double and a home run.
- Had one hit on Opening Day against Bucknell (Feb. 16), but walked a team-high three times.
- Went 3-for-6 (.500) in Dayton series with multi-RBI performances in both games, while also hitting his second home run of the year.
- Teamed with Evan Lee to hit back-to-back home runs against Florida (March 25), his third homer of the year.

#33 GRANT KOCH • JR • C • 6-0 • 205

## CAREER HIGHS

Category	High	Opponent (Last)	Date
Hits	4	Bryant	2/26/17
Runs	3	2x (vs. Nebraska)	3/4/17
Doubles	2	3x (Alcorn State)	3/15/17
Triples	1	2x (Bryant)	2/24/17
Home Runs	2	No. 4 Kentucky	3/16/18
RBI's	4	4x (No. 4 Kentucky)	3/16/18
Walks	3	2x (Kent State)	3/11/18
Stolen Bases	1	2x (Kent State)	3/11/18

## SEASON HIGHS

Category	High	Opponent (Last)	Date
Hits	2	5x (No. 4 Kentucky)	3/17/18
Runs	2	4x (at No. 4 Ole Miss)	3/31/18
Doubles	1	2x (at No. 4 Ole Miss)	3/30/18
Triples	--	--	--
Home Runs	2	No. 4 Kentucky	3/16/18
RBI's	4	No. 4 Kentucky	3/16/18
Walks	3	2x (Kent State)	3/11/18
Stolen Bases	1	Kent State	3/11/18

## 2018 HIGHLIGHTS

- Posted a three-RBI game against Bucknell (Feb. 17), including his first home run of the season.
- One of seven Razorbacks with a three or more-RBI game under his belt this season.
- Notched his first multi-hit game of the season against USC (March 4).
- Had an eight-game hitting streak snapped on Wednesday against Texas (March 14). It was the third-longest streak on the team.
- Hitting .385 during his hitting streak with three multi-hit games, two against USC, and two extra-base hits.
- Hit his second home run of the year in game one of a doubleheader with Kent State (March 9).
- Posted his first multi-home run game of his career on March 16 vs. Kentucky, part of a 2-for-4 game with a career-high tying four RBI's.



**#18 HESTON KJERSTAD • FR • LF • 6-3 • 203****SEASON HIGHS**

Category	High	Opponent (Last)	Date
Hits	3	4x (at No. 4 Ole Miss)	3/31/18
Runs	3	3x (at No. 2 Florida)	3/23/18
Doubles	2	at No. 2 Florida)	3/25/18
Triples	--	--	--
Home Runs	2	at Charlotte	3/21/18
RBIs	4	Dayton	3/1/18
Walks	2	2x (Kent State)	3/11/18
Stolen Bases	--	--	--

**2018 HIGHLIGHTS**

- Started all three games in LF against Bucknell and led all Razorback hitters with a .667 average.
- Tallied his first collegiate three-hit game on Opening Day.
- Followed it up with a multi-RBI game on Saturday, part of a 2-for-2 day.
- Hit his first collegiate home run against Arizona in the fifth inning of a 1-0 victory.
- Tallied a season-high four RBIs against Dayton (March 1) as part of a 1-for-4 day with a home run and a sacrifice fly.
- Notched at least one hit in every game of the USC series. Has only gone hitless in one game this season.
- Hit the game-tying two-RBI two out double in the sixth inning to help Arkansas complete a three-run comeback over Kent State (March 11). Currently has at least one hit in all but three games this year.
- Notched outfield assists against Bucknell (Feb. 18) and USC (March 3).
- Was responsible for all three of Arkansas' runs in the 6-3 loss to Charlotte (March 21), hitting two home runs.
- Went 9-for-16 (.563) leading all Razorbacks against Charlotte and Florida with six extra-base hits, including three home runs. He slugged a staggering 1.313 and struck out just two times.

**#15 CASEY MARTIN • FR • INF • 5-11 • 179****SEASON HIGHS**

Category	High	Opponent (Last)	Date
Hits	4	Bucknell	2/17/18
Runs	3	2x (Texas)	3/14/18
Doubles	1	4x (Kent State)	3/11/18
Triples	--	--	--
Home Runs	2	Dayton	2/28/18
RBIs	6	Dayton	2/28/18
Walks	1	12x (at No. 4 Ole Miss)	3/29/18
Stolen Bases	2	Dayton	3/1/18

**2018 HIGHLIGHTS**

- Notched a five-RBI game in his second appearance of the year, going 4-for-6 against Bucknell with a home run, a double, and three runs scored.
- Topped that with a six-RBI game against Dayton (Feb. 28), hitting two home runs in the process.
- Named SEC Freshman of the Week after hitting .444 against Dayton and USC, leading all Razorback hitters.
- Hit .417 in the series against Kent State, notching five hits with two doubles, one home run, and three RBIs.
- Hit .350 on the week against Texas and Kentucky with three home runs and seven RBIs.
- Going into the second week of conference play, Martin led the team with a .393 average with seven home runs and 22 RBIs.
- Had his 13-game hitting streak snapped on at Charlotte. Was hitting .367 during the streak dating back to March 1 and had driven in 11 RBIs during that same span.

**#20 CARSON SHADDY • R-SR • 2B • 5-11 • 185****CAREER HIGHS**

Category	High	Opponent (Last)	Date
Hits	3	14x (at No. 4 Ole Miss)	3/29/18
Runs	3	3x (No. 4 Kentucky)	3/17/18
Doubles	3	vs. Nebraska	3/4/17
Triples	1	5x (Dayton)	3/1/18
Home Runs	2	2x (No. 4 Kentucky)	3/17/18
RBI's	6	Grambling St.	3/15/16
Walks	2	12x (at No. 4 Ole Miss)	3/30/18
Stolen Bases	2	at Ole Miss	4/8/16

**SEASON HIGHS**

Category	High	Opponent (Last)	Date
Hits	3	4x (at No. 4 Ole Miss)	3/29/18
Runs	3	No. 4 Kentucky	3/17/18
Doubles	1	4x (No. 4 Kentucky)	3/17/18
Triples	1	Dayton	3/1/18
Home Runs	2	No. 4 Kentucky	3/17/18
RBI's	4	2x (Bucknell)	2/17/18
Walks	2	3x (at No. 4 Ole Miss)	3/30/18
Stolen Bases	1	3x (at No. 4 Ole Miss)	3/29/18

**2018 HIGHLIGHTS**

- Opened the season with two-straight four-RBI games against Bucknell (Feb. 16-17), including a two-hit game in game two of the series.
- Hit a home run and walked twice in both games as well.
- Went 2-for-4 against Cal Poly (Feb. 23), his second multi-hit game of the year.
- Earned SEC Player of the Week honors after plating nine RBI's in 12 plate appearances during opening weekend.
- Went 7-for-13 (.538) against Kentucky including two games with three hits or more.
- Tallied his second multi-home run game of his career on the backend of the doubleheader with Kentucky. Finished the game 3-for-4 with three runs scored and one double.

**#13 JORDAN MCFARLAND • SO • INF • 6-3 • 225****CAREER HIGHS**

Category	High	Opponent (Last)	Date
Hits	3	at Missouri State	4/11/17
Runs	5	Bucknell	2/17/18
Doubles	1	3x (at No. 4 Ole Miss)	3/30/18
Triples	--	--	--
Home Runs	2	Kent State	3/11/18
RBI's	5	Kent State	3/11/18
Walks	2	4x (No. 4 Kentucky)	3/17/18
Stolen Bases	1	Alcorn State	3/14/17

**SEASON HIGHS**

Category	High	Opponent (Last)	Date
Hits	2	6x (at No. 4 Ole Miss)	3/29/18
Runs	5	Bucknell	2/17/18
Doubles	1	3x (at No. 4 Ole Miss)	3/30/18
Triples	--	--	--
Home Runs	2	Kent State	3/11/18
RBI's	5	Kent State	3/11/18
Walks	2	No. 4 Kentucky	3/17/18
Stolen Bases	--	--	--

**2018 HIGHLIGHTS**

- Came off the bench in the fifth inning for an injured Jared Gates and went on to go 2-for-3 with two home runs, including a grand slam against Kent State (March 11).
- Since then, has been on a hot streak, hitting .414 with 11 RBI's and eight runs scored.
- Currently leading the team with an eight-game hit streak, the longest of his Razorback career.
- Tallied two multi-hit games against Texas (March 13-14), including a four-RBI day on March 14 in the 7-5 win.

## QUICK FACTS

### GENERAL INFORMATION

Location..... Fayetteville, Arkansas  
Founded.....1871  
Enrollment.....27,558  
Nickname..... Razorbacks  
School Colors..... Cardinal (PMS 201) and White  
Conference..... Southeastern (Western Division)  
System President..... Dr. Donald R. Bobbitt (Arkansas, 1980)  
Chancellor..... Dr. Joseph E. Steinmetz (Central Michigan, 1977)  
Athletic Director..... Hunter Yurachek (Guilford College, 1990)  
Faculty Athletic Rep..... Gerald Jordan (Arkansas, 1970)  
Athletics Website..... ArkansasRazorbacks.com  
Ticket Office Phone..... 1-800-982-HOGS  
Athletic Department Phone..... (479) 575-6533

### COACHING STAFF

Head Coach..... Dave Van Horn (Arkansas, 1988)  
Record at Arkansas..... 595-343 (15 seasons, .634)  
Overall Division I Record..... 915-500 (23 seasons, .647)  
Overall as a Head Coach..... 1,180-583 (29 seasons, .670)  
Van Horn's DI Postseason App. (Total/at UA)..... 18/14  
Van Horn's College World Series Appearances..... 6  
(Neb: 2001, 2002; Ark: 2004, 2009, 2012, 2015)  
Hitting Coach/Recruiting Coordinator.....  
..... Nate Thompson (Dallas Baptist, 2006)  
Pitching Coach..... Wes Johnson (Arkansas-Monticello, 1994)  
Volunteer Assistant Coach... Craig Parry (South Dakota State, 2008)  
Student Asst. Coach..... Jake Arledge  
..... Harrison Heffley  
Volunteer..... Colby Suggs  
Dir. of Baseball Operations..... Clay Goodwin (Arkansas, 2005)  
Athletic Trainer..... Corey Wood (East Carolina, 2008)  
Strength & Conditioning... Blaine Kinsley (Lenoir-Rhyne, 2010)  
Director of Video and Scouting..... Zach Barr  
Managers..... Sean O'Neil  
..... Cale Petrie  
..... Hayden Sutton  
..... Chandler Tolbert

### HISTORY

Years of Varsity Baseball at Arkansas.....95  
(1897, 1901-03, 05, 08-16, 19-20, 22-29, 47-17)  
All-Time Program Record..... 2,148-1,363-6 (.611)  
All-Time Conference Record/Years..... SEC: 379-371 (.505)/26  
SWC: 264-205 (.563)/24  
Combined: 643-576 (.527)/50  
Conference Titles/Years..... SEC Overall: 2/1999, 2004  
SEC Western Division: 4/1999, 2004, 2007, 2011  
SWC: 2/1989, 1990  
Conference Tournament Record/Years..... SEC: 31-39 (.443)/22  
SWC: 18-25 (.419)/14  
Combined: 49-64 (.434)/36  
Conference Tournament Titles/Years..... SEC: None  
SWC: 1/1985  
NCAA Postseason Appearances.....29  
(1973, 79-80, 83, 85-90, 95-96, 98-99, 2002-15, 2017)  
NCAA Postseason Record.....74-63 (.540)  
College World Series Appearances.....8  
(1979, 1985, 1987, 1989, 2004, 2009, 2012, 2015)  
College World Series Record..... 11-16 (.407)  
NCAA Super Regional Appearances.....6  
(2002, 2004, 2009, 2010, 2012, 2015)  
NCAA Super Regional Record..... 9-6 (.600)  
NCAA Regional Appearances.....28  
NCAA Regional Record.....54-41 (.568)  
Overall NCAA Regional Hosts..... 6 (1999, 2004, 2006, 2007, 2010, 2017)  
Best NCAA Finish..... 1979 National Runner-up

## GAME CREDENTIALS

Members of the media should contact John Thomas to request individual game credentials for Razorback home games. Credential requests should be made no later than noon (CT) the day before the scheduled contest and should be directed by e-mail to John Thomas. Credential requests for away games should be made to the communications contact of the home team. Only fully accredited personnel directly involved in the coverage of the game will be admitted. Credentials are non-transferable.

## INTERVIEW POLICIES

Please direct all requests for interviews with coaches and players to John Thomas. For home SEC weekends, Coach Dave Van Horn will hold his weekly press conference on Thursday with players and assistant coaches available following Thursday's practice. On road SEC weekends, Coach Van Horn will hold his weekly press conference on Wednesday with players and assistant coaches available following Wednesday's practice. Players are not available for interviews on gamedays, except for post-game interviews. Post-game press conferences are held in the indoor Pitching Development Center located down the third base line. Coach Van Horn and two or three most requested Razorback players will address the media. In the event of a doubleheader, the only Arkansas player available between games for interviews is the starting pitcher of game one. The Arkansas clubhouse is off limits to the media at all times.

## E-MAIL UPDATES

Members of the media may request to be added to the Arkansas communications baseball e-mail group. Subscribers will receive game notes, game stories and other information. To subscribe, send a request to John Thomas. Please identify yourself and your organization in your request as this service is only available to members of the media.

## GAMEDAY MEDIA SERVICES

The Arkansas communications staff provides scorecards, rosters, updated statistics and results for each team in the Baum Stadium press box prior to home games. Box scores, play-by-play and any postgame notes are disseminated approximately 10 minutes after the conclusion of the game. An Associated Press-style game story is also produced by the communications office. Members of the media may request these stories be sent to their organization via e-mail by contacting a member of the communications office.

## WIRELESS INTERNET

The Baum Stadium press box is equipped with wireless internet for use by the media. Media members should log on to the "UARK Media" network by using a password that will be provided at the stadium.

## GAMEDAY LIVE STATS

Live in-game stats will be provided at <http://arkansas.statbroadcast.com>.

## FACILITIES/PARKING

The Arkansas baseball team conducts all games at Baum Stadium at George Cole Field. Baum Stadium is located just off Razorback Road south of Martin Luther King, Jr., Boulevard. There is space for media parking on game day. Only cars with a parking credential will be allowed access to the parking lot.

## PHOTOGRAPHERS

No cameras are allowed on the Baum Stadium playing surface during games. Photographers are encouraged to use the photo wells at the end of each dugout and behind home plate.

## ARKANSAS ATHLETIC COMMUNICATIONS

The University of Arkansas athletic communications office is located on the main floor of Bud Walton Arena behind the Hog Heaven Store with office hours from 8 a.m. to 5 p.m., Monday through Friday. You can often reach us at Bud Walton after hours, but if not, please leave a message on our voice mail system.

Office: 479-575-2751 | Cell: 479-313-2564  
Fax: 479-575-7481 | Press Row: 479-575-6622

Mailing Address  
Razorbacks Communications  
P.O. Box 7777  
Fayetteville, AR 72702-7777

# 2018 Schedule and Results

	Opponent	Score	WP	LP	SV	Attend	Time
<b>FEBRUARY</b>							
16	Bucknell	W, 14-2	B. Knight	C. Van Hoose	--	7389	3:40
17	Bucknell	W, 32-4	I. Campbell	J. Grabek	--	7862	3:58
18	Bucknell	W, 3-1	M. Cronin	J. Simpson	J. Reindl	7954	2:59
21	vs. Arizona	W, 1-0	K. Murphy	R. Labaut	M. Cronin	315	3:13
23	vs. Cal Poly	L, 4-3	A. Alvarez	J. Reindl	--	450	3:06
24	at San Diego State	W, 5-2	M. Cronin	Ritcheson	--	1532	3:33
25	at San Diego	L, 7-6	A. Donatella	E. Lee	J. Friedman	675	2:45
28	Dayton	W, 18-1	C. Bolden	R. Wagner	Z. Vermillion	6897	3:37
<b>MARCH</b>							
1	Dayton	W, 11-0	B. Bonnin	A. Cline	--	6836	2:47
2	USC	W, 4-0	B. Knight	C. Clarke	J. Rutledge	8142	2:54
3	USC	L, 3-1	Q. Longrie	I. Campbell	C. Lunn	13472	3:07
4	USC	W, 7-6 (8)	J. Rutledge	C. Lunn	--	7388	3:43
9	Kent State (DH)	W, 7-2	B. Knight	E. Kraus	--	--	2:47
	Kent State (DH)	L, 10-4	A. Havekost	I. Campbell	--	8924	3:14
11	Kent State	W, 11-4	E. Lee	Z. Schultz	--	3049	3:15
13	Texas	W, 13-4	K. Murphy	B. Ridgeway	J. Kostyshock	8051	2:55
14	Texas	W, 7-5	C. Bolden	N. O'Donnell	M. Cronin	8007	3:22
16	No. 4 Kentucky*	W, 9-4	J. Reindl	S. Hjelle	M. Cronin	8751	4:09
17	No. 4 Kentucky*	W, 14-2	I. Campbell	J. Lewis	--	--	3:05
18	No. 4 Kentucky*	W, 16-9	K. Murphy	D. Harper	--	10418	3:50
20	vs. Charlotte		<b>CANCELLED</b>				
21	at Charlotte	L, 6-3	C. Bruce	K. Ramage	J. Patten	815	3:16
23	at No. 2 Florida*	W, 6-3	B. Knight	B. Singer	M. Cronin	5025	3:05
24	at No. 2 Florida*	L, 17-2	J. Kowar	I. Campbell	--	4815	3:08
25	at No. 2 Florida*	L, 5-4	M. Byrne	K. Murphy	--	4510	3:00
27	vs. Memphis	W, 8-7	J. Rutledge	H. Smith	--	2995	3:55
29	at No. 4 Ole Miss*	W, 6-4	B. Knight	R. Rolison	M. Cronin	9619	3:27
30	at No. 4 Ole Miss	L, 5-4	B. Feigl	E. Lee	P. Caracci	10648	3:17
31	at No. 4 Ole Miss	L, 11-10	J. McArthur	K. Murphy	P. Caracci	11146	3:26
<b>APRIL</b>							
3	ULM	--	Baum Stadium	--	SECN+	--	6:30 p.m.
4	ULM	--	Baum Stadium	--	SECN+	--	3 p.m.
6	Auburn*	--	Baum Stadium	--	SECN+	--	6:30 p.m.
7	Auburn*	--	Baum Stadium	--	SECN+	--	6 p.m.
8	Auburn*	--	Baum Stadium	--	SEC Network	--	4 p.m.
10	Grambling State	--	NLR, Ark.	--	--	--	6:30 p.m.
12	South Carolina*	--	Baum Stadium	--	SEC Network	--	6 p.m.
13	South Carolina*	--	Baum Stadium	--	SECN+	--	6:30 p.m.
14	South Carolina*	--	Baum Stadium	--	SECN+	--	2 p.m.
17	Missouri State	--	Baum Stadium	--	SECN+	--	6:30 p.m.
20	at Mississippi State*	--	Starkville, Miss.	--	--	--	6:30 p.m.
21	at Mississippi State*	--	Starkville, Miss.	--	--	--	6:30 p.m.
22	at Mississippi State*	--	Starkville, Miss.	--	--	--	1 p.m.
24	Texas Tech	--	Baum Stadium	--	SECN+	--	6:30 p.m.
25	Texas Tech	--	Baum Stadium	--	SEC Network	--	6 p.m.
27	Alabama*	--	Baum Stadium	--	SECN+	--	6:30 p.m.
28	Alabama*	--	Baum Stadium	--	SECN+	--	6 p.m.
29	Alabama*	--	Baum Stadium	--	SECN+	--	1 p.m.
<b>MAY</b>							
4	at LSU*	--	Baton Rouge, La.	--	--	--	7 p.m.
5	at LSU*	--	Baton Rouge, La.	--	SEC Network	--	7 p.m.
6	at LSU*	--	Baton Rouge, La.	--	--	--	2 p.m.
11	Texas A&M*	--	Baum Stadium	--	SEC Network	--	6 p.m.
12	Texas A&M*	--	Baum Stadium	--	SEC Network	--	1 p.m.
13	Texas A&M*	--	Baum Stadium	--	ESPN2	--	Noon
17	Georgia*	--	Athens, Ga.	--	SECN+	--	6 p.m.
18	Georgia*	--	Athens, Ga.	--	SECN+	--	6 p.m.
19	Georgia*	--	Athens, Ga.	--	SECN+	--	1 p.m.




# TV/Radio Roster



**JARED GATES**  
Sr. • 6-0 • 190 • L/R  
INF • Wichita, Kan.




**BRYCE BONNIN**  
Fr. • 6-1 • 190 • R/R  
RHP/INF • Mont Belvieu, Texas




**JACOB NESBIT**  
Fr. • 6-0 • 175 • R/R  
INF • Coppell, Texas




**HUNTER WILSON**  
R-Jr. • 5-10 • 170 • L/R  
INF • Spiro, Okla.



**JACK KENLEY**  
So. • 6-0 • 180 • L/R  
INF • Germantown, Tenn.



**ERIC COLE**  
Jr. • 5-11 • 195 • S/R  
OF • Southlake, Texas




**JAX BIGGERS**  
Jr. • 5-11 • 185 • L/R  
INF • Missouri City, Texas




**EASTON MURRELL**  
Fr. • 6-0 • 190 • S/R  
INF • Prosper, Texas




**KEATON MCKINNEY**  
R-Jr. • 6-5 • 225 • R/R  
RHP • Ankeny, Iowa




**CASEY OPITZ**  
Fr. • 5-11 • 175 • S/R  
C/INF • Centennial, Co.




**JORDAN MCFARLAND**  
So. • 6-3 • 220 • R/R  
INF/OF • Waterloo, Ill.




**COLE TURNEY**  
Fr. • 6-0 • 225 • L/L  
OF • Richmond, Texas



**CASEY MARTIN**  
Fr. • 5-11 • 175 • R/R  
INF • Lonoke, Ark.



**BLAINE KNIGHT**  
Jr. • 6-3 • 165 • R/R  
RHP • Bryant, Ark.




**LUKE BONFIELD**  
Sr. • 6-3 • 215 • R/R  
OF/DH • Skillman, N.J.




**HESTON KJERSTAD**  
Fr. • 6-3 • 190 • L/R  
OF • Amarillo, Texas




**BRADY DISHER**  
Fr. • 6-1 • 190 • L/R  
C/INF • Trophy Club, Texas



**CARSON SHADDY**  
R-Sr. • 5-11 • 185 • R/R  
INF • Fayetteville, Ark.




**KACEY MURPHY**  
Jr. • 6-0 • 190 • L/L  
LHP • Rogers, Ark.




**BEN MCCLAIN**  
Fr. • 5-10 • 185 • L/L  
OF • Lee's Summit, Mo.



**DOMINIC FLETCHER**  
So. • 5-9 • 185 • L/L  
OF • Cypress, Calif.



**RYAN DRAKE**  
Fr. • 6-4 • 190 • R/R  
INF • Grapevine, Texas




**EVAN LEE**  
So. • 6-2 • 190 • R/L  
LHP/OF • Bryant, Ark.



**KOLE RAMAGE**  
Fr. • 6-1 • 185 • R/R  
RHP • Southlake, Texas



**ANGUS DENTON**  
So. • 5-11 • 160 • R/R  
RHP • Beebe, Ark.




**CALEB BOLDEN**  
Fr. • 6-2 • 170 • R/R  
RHP • Texarkana, Texas



**MATT CRONIN**  
So. • 6-2 • 190 • L/L  
LHP • Navarre, Fla.




**GRANT KOCH**  
Jr. • 6-0 • 195 • R/R  
C • Fayetteville, Ark.



**JAKE REINDL**  
Jr. • 6-1 • 200 • R/R  
RHP • Fayetteville, Ark.



**JACOB KOSTYSHOCK**  
So. • 6-4 • 175 • R/R  
RHP • O'Fallon, Mo.




**WESTON ROGERS**  
Jr. • 6-4 • 215 • L/L  
LHP • Springdale, Ark.




**DEREK RIPP**  
Fr. • 6-6 • 230 • L/R  
INF • Olathe, Kan.




**KEVIN KOPPS**  
R-So. • 6-0 • 195 • R/R  
RHP • Sugar Land, Texas




**BARRETT LOSEKE**  
Jr. • 6-0 • 180 • R/R  
RHP • Tulsa, Okla.




**HUNTER MILLIGAN**  
Fr. • 6-4 • 205 • L/L  
LHP • Greenbrier, Ark.




**ZACK PLUNKETT**  
R-Jr. • 6-2 • 205 • R/R  
C • Hurst, Texas



**ISAIAH CAMPBELL**  
R-So. • 6-4 • 235 • R/R  
RHP • Olathe, Kan.



**CODY SCROGGINS**  
R-So. • 6-0 • 185 • R/R  
RHP • Bentonville, Ark.




**ZEBULON VERMILLION**  
Fr. • 6-4 • 185 • L/R  
RHP • Prairie Village, Kan.




**JACKSON RUTLEDGE**  
Fr. • 6-8 • 260 • R/R  
RHP • St. Louis, Mo.




**DAVE VAN HORN**  
Head Coach  
16th Season



**WES JOHNSON**  
Assistant Coach  
2nd Season




**NATE THOMPSON**  
Assistant Coach  
1st Season




**CRAIG PARRY**  
Volunteer Assistant  
1st Season



**CLAY GOODWIN**  
Dir. of Operations  
11th Season



**JAKE ARLEDGE**  
Student Assistant  
1st Season



**COLBY SUGGS**  
Volunteer  
1st Season



**HARRISON HEFFLEY**  
Student Assistant  
1st Season