



ARKANSAS Baseball Game Notes

8 College World Series Appearances • 6 NCAA Super Regional Appearances
30 NCAA Tournament Appearances • 2 SEC Regular Season Titles • 5 SEC Western Division Titles

'18 SCHEDULE & RESULTS

FEBRUARY

16	BUCKNELL	W, 14-2
17	BUCKNELL	W, 32-4
18	BUCKNELL	W, 3-1
21	vs. Arizona (San Diego, Calif.)	W, 1-0
23	vs. Cal Poly (San Diego, Calif.)	L, 4-3
24	at San Diego State	W, 5-2
25	at San Diego	L, 7-6
28	DAYTON	W, 18-1

MARCH

1	DAYTON	W, 11-0
2	SOUTHERN CAL	W, 4-0
3	SOUTHERN CAL	L, 3-1
4	SOUTHERN CAL	W, 7-6 (8 innings)
9	KENT STATE (DH)	W, 7-2
	KENT STATE (DH)	L, 10-4
11	KENT STATE	W, 11-4
13	TEXAS	W, 13-4
14	TEXAS	W, 7-5
16	#4 KENTUCKY*	W, 9-4
17	#4 KENTUCKY* (DH)	W, 14-2
	#4 KENTUCKY* (DH)	W, 16-9
20	vs. Charlotte (BB&T Park)	Cancelled
21	at Charlotte	L, 6-3
23	at #2 Florida*	W, 6-3
24	at #2 Florida*	L, 17-2
25	at #2 Florida*	L, 5-4
27	vs. Memphis (AutoZone Park)	W, 8-7
29	at #4 Ole Miss*	W, 6-4
30	at #4 Ole Miss*	L, 5-4
31	at #4 Ole Miss*	L, 11-10

APRIL

3	ULM	W, 10-9 (10 innings)
4	ULM	W, 4-0
6	#13 AUBURN*	W, 2-1
7	#13 AUBURN*	W, 13-2
8	#13 AUBURN*	W, 5-4
10	GRAMBLING ST. (NLR, Ark.)	W, 7-6
12	SOUTH CAROLINA*	L, 3-2
14	SOUTH CAROLINA* (DH)	W, 2-0 (7 innings)
	SOUTH CAROLINA* (DH)	W, 3-0(7 innings)
17	MISSOURI STATE	W, 11-7
20	at Mississippi St.*	L, 6-5
21	at Mississippi St.*	L, 5-3
22	at Mississippi St.*	L, 7-5
24	#4 TEXAS TECH	W, 5-1
25	#4 TEXAS TECH	Cancelled
27	ALABAMA*	W, 7-3
28	ALABAMA*	W, 7-4
29	ALABAMA*	W, 9-7

MAY

4	at LSU*	W, 5-4
5	at LSU*	L, 6-4
6	at LSU*	L, 7-5
11	#20 TEXAS A&M*	W, 9-3
12	#20 TEXAS A&M*	W, 3-1
13	#20 TEXAS A&M*	W, 6-3
17	at #16 Georgia*	W, 8-6
18	at #16 Georgia*	L, 8-7 (10 innings)
19	at #16 Georgia*	L, 3-2
23	vs. South Carolina (Hoover, Ala.)@	W, 13-8
25	vs. Florida (Hoover, Ala.)@	W, 8-2
26	vs. LSU (Hoover, Ala.)@	L, 2-1
June 1	ORAL ROBERTS (NCAA Regional)	2 p.m.
June 8-11	NCAA Super Regionals	
June 16-28	College World Series (Omaha, Neb.)	

All times Central; Home game in BOLD; * - SEC Game;
@ - SEC Tournament Game (Hoover, Ala.)

JUNE 1 - 3 AT NCAA REGIONAL | FAYETTEVILLE, ARK. / BAUM STADIUM



#1 ARKANSAS RAZORBACKS

Record	39-18 (18-12 SEC)
Ranking	4
Last Season	45-19 (18-11 SEC)
Head Coach	Dave Van Horn
Career Record	1,218-601 (30th season)
Record at Arkansas	633-401 (16th Season)



NCAA FAYETTEVILLE REGIONAL SCHEDULE

Friday, June 1

Game 1 - No. 4 Oral Roberts vs. No. 1 Arkansas, 2 p.m. CT (ESPN3)

Game 2 - No. 3 Dallas Baptist vs. No. 2 Southern Miss, 7 p.m. CT (ESPN3)

Saturday, June 2

Game 3 - Loser Game 1 vs. Loser Game 2, 2 p.m. (ESPN3)

Game 4 - Winner Game 1 vs. Winner Game 2, 7 p.m. (ESPN3)

Sunday, June 3

Game 5 - Winner Game 3 vs. Loser Game 4, 2 p.m. (ESPN3)

Game 6 - Winner Game 5 vs. Winner Game 4, 7 p.m. (ESPN3)

Monday, June 4

Game 7 - Winner Game 6 vs. Loser Game 6 (if necessary), 6:30 p.m. (ESPN3)

GENERAL INFO

TV: None
Internet: ESPN3 (All Games)
Radio: Razorback Sports Network (All Arkansas Games)
Live Stats: Arkansas.Statbroadcast.com

Location: Fayetteville, Ark.
Stadium: Baum Stadium (10,737)

Friday Forecast: High 93, Low 72 (0%)
Saturday Forecast: High 96, Low 66 (0%)
Sunday Forecast: High 87, Low 61 (0%)
Monday Forecast: High 88, Low 63 (0%)



SOUTHERN MISS

#2 SOUTHERN MISS GOLDEN EAGLES

Record	43-16 (23-6 C-USA)
Ranking	12
Last Season	50-16 (25-5 C-USA)
Head Coach	Scott Berry
Career Record	342-189 (9th Season)
Record at Southern Miss	Same



#3 DALLAS BAPTIST PATRIOTS

Record	40-19 (16-5 MVC)
Ranking	NR
Last Season	42-21 (15-6 MVC)
Head Coach	Dan Heefner
Career Record	388-208 (11th Season)
Record at DBU	Same

GOLDEN EAGLES



#4 ORAL ROBERTS GOLDEN EAGLES

Record	38-18 (24-6 Summit League)
Ranking	NR
Last Season	43-16 (25-4 Summit League)
Head Coach	Ryan Folmer
Career Record	215-129 (6th Season)
Record at ORU	Same

PR HOGS

MLB (8)

Name	Years at Arkansas	Club
Brian Anderson	2012-14	Miami
Andrew Benintendi	2014-15	Boston
Logan Forsythe	2006-08	Los Angeles Dodgers
Craig Gentry	2005-06	Baltimore Orioles
Dallas Keuchel	2007-09	Houston
James McCann	2009-11	Detroit
Blake Parker	2004-06	Los Angeles Angels
Drew Smyly	2009-10	Chicago Cubs

AAA (6)

Name	Years at Arkansas	Club
Barrett Astin	2011-13	Louisville (CIN)
D.J. Baxendale	2010-12	Rochester (MIN)
Jalen Beeks	2013-14	Pawtucket (BOS)
Brett Eibner	2008-10	Round Rock (TEX)
Matt Reynolds	2010-12	Syracuse (WAS)
Ryne Stanek	2011-13	Durham (TB)

AA (4)

Name	Years at Arkansas	Club
Dominic Ficociello	2011-13	Erie (DET)
Zach Jackson	2014-16	New Hampshire (TOR)
Bobby Wernes	2014-15	Hartford (COL)
Andy Wilkins	2008-10	Chattanooga (MIN)

A-Advanced (4)

Name	Years at Arkansas	Club
Trey Killian	2013-15	Lancaster (COL)
Jacob Morris	2011-13	Winston-Salem (CWS)
Trevor Stephan	2017	Tampa (NYY)
James Teague	2014-16	Frederick (BAL)

A (2)


Name	Years at Arkansas	Club
Clark Eagan	2014-16	West Virginia (PIT)
Chad Spanberger	2015-17	Asheville (COL)

A-Short (0)

Name	Years at Arkansas	Club
------	-------------------	------

Rookie (2)

Name	Years at Arkansas	Club
Dominic Taccolini	2014-17	AZL Padres (SD)
Doug Willey	2016	Orem (LAA)



All year, the Razorbacks will be honoring the late great Razorback football coach and athletic director Frank Broyles with a special "JFB" decal on the back of their helmets.



Arkansas Friday night starter and All-SEC second teamer Blaine Knight is currently the only starting pitcher in the SEC to have not registered a loss this year and an ERA under 3.00. He's the only pitcher in the nation with a 10-0 record and gets the nod for game one against Oral Roberts.

RAZORBACK PRIME NINE

>> Arkansas is making its 29th appearance over in the NCAA Tournament this weekend and 15th in the last 16 years. This is the seventh time Fayetteville has been selected to host a regional and first in back-to-back years since 2006-2007.

>> The Razorbacks won a share of the SEC Western Division title this year by finishing with an 18-12 conference record. It's Arkansas' first division title since 2011 and fourth under Dave Van Horn.

>> Seven different Razorbacks were named to the various All-SEC teams last week, led by freshman Heston Kjerstad, who was named the SEC Freshman of the Year, the first such recipient in school history.

>> Infielder Carson Shaddy was named to the All-SEC First Team, while Eric Cole, Blaine Knight, Casey Martin, and Heston Kjerstad were named to the Second Team. Grant Koch and Dominic Fletcher made up the SEC All-Defensive Team.

>> Martin earned SEC All-Tournament honors after going 4-for-12 (.333) at the plate, including three homers to lead all tournament players.

>> Kjerstad is the third Razorback in school history to win a major conference award (Andrew Benintendi - 2015; Nick Schmidt - 2006).

>> Martin now has 13 home runs on the year, which leads the team and is tied for the most by an Arkansas freshman in a single season (Zack Cox, 2009).

>> With wins over South Carolina and top-seed Florida, the Razorbacks reached the SEC Tournament semifinal for the fourth time in the last six years.

>> Right-hander Blaine Knight has four quality starts in his last five outings and has not gone less than six innings in his last five starts.

2018 SEC STANDINGS

	Conference				Overall			Last 10	Streak
	W	L	Win%	GB	W	L	Win%		
WESTERN EASTERN									
Florida	20	10	.667	--	42	17	.712	4-6	L2
Georgia	18	12	.600	2.0	37	19	.661	5-5	W3
South Carolina	17	13	.567	3.0	33	24	.579	5-5	L2
Vanderbilt	16	14	.533	4.0	31	25	.554	6-4	L1
Kentucky	13	17	.433	7.0	34	22	.607	4-6	L4
Missouri	12	18	.400	8.0	34	22	.607	4-6	L1
Tennessee	12	18	.400	8.0	29	27	.518	4-6	L1
WESTERN EASTERN									
Ole Miss	18	12	.600	--	46	15	.754	8-2	W4
Arkansas	18	12	.600	--	39	18	.684	6-4	L1
Auburn	15	15	.500	3.0	39	21	.650	4-6	L2
LSU	15	15	.500	3.0	37	25	.597	6-4	L1
Mississippi St.	15	15	.500	3.0	31	25	.554	6-4	L1
Texas A&M	13	17	.433	5.0	39	20	.661	5-5	L1
Alabama	8	22	.267	10.0	27	29	.482	4-6	L1

MORE RAZORBACK NOTES

ARKANSAS OPENS REGIONAL AGAINST ORAL ROBERTS

Fresh off its SEC Tournament run, Arkansas (39-18) will face four-seed Oral Roberts in its opening game of the NCAA Tournament. The Hogs are in the tournament for the second-consecutive year and 30th time in school history. 15 of Arkansas' last 16 NCAA Tournament appearances have come under Dave Van Horn. The Hog skipper has taken the Razorbacks to the College World Series four times (2004, 2009, 2012, 2015) and the Super Regionals five times (2004, 2009, 2010, 2012, 2015).

WE'RE HOSTING!

As the Razorbacks make their 30th NCAA Tournament appearance overall and 15th in the last 16 years, this weekend will mark the seventh time that Fayetteville has been selected as a regional host and first time in back-to-back years since 2006-2007.

NOT OUR FIRST RODEO

Arkansas is 74-63 (.540) all-time in the NCAA Tournament, including a 54-41 (.568) record in NCAA Regionals. The Razorbacks have advanced to the College World Series eight times in its history, most recently in 2015, and appeared in six Super Regionals. Head coach Dave Van Horn has led Arkansas to the NCAA Regional final in each of his last seven tournament appearances.

CASEY MARTIN EARNS SEC ALL-TOURNAMENT TEAM HONORS

For the second-straight year, Arkansas placed at least one player on the SEC All-Tournament Team when Casey Martin earned the third-base spot, becoming the second third baseman in school history (Zack Cox, 2009) to earn that spot. Martin finished the week 4-for-12 (.333) with three of his hits being homers. He led all players with three home runs on the week, including two coming in the second round game against South Carolina. It was Martin's second multi-home run game this year.

MARTIN BLASTING HIS WAY INTO THE RECORD BOOKS

Not only did freshman infielder Casey Martin play well enough to earn SEC All-Tournament honors last week, but he also catapulted himself into being the top hitter on the team and is in the midst of one of the best seasons by a Razorback freshman in school history. At .343, Martin has the highest batting average on the team and seventh highest in the league. With his three homer week, Martin also took over the team lead with 13 homers, good for a tie for eighth in the SEC. That total also ties the Arkansas freshman record with fellow third baseman, Zack Cox, who hit 13 homers in his first year in 2009. Of the other freshman records, he needs seven more hits, 12 more RBIs, and six more bases to tie those records.

ARKANSAS FRESHMAN RECORDS

Batting Average

.383 Jeff King (1984)

Hits

75 Dominic Ficociello (2011)
Jeff King (1984)

73 Heston Kjerstad (2018)

68 Casey Martin (2018)

Home Runs

13 Casey Martin (2018)

Zack Cox (2009)

12 Dominic Fletcher (2017)

Total Bases

122 Danny Hamblin (2004)

120 Heston Kjerstad (2018)

116 Casey Martin (2018)

KJERSTAD NAMED SEC FRESHMAN OF YEAR; SEVEN NAMED ALL-SEC

Arkansas outfielder Heston Kjerstad was named the SEC's Freshman of the Year earlier last week, leading six other Razorbacks that were named to the All-SEC, All-Freshman and All-Defense Teams. Kjerstad was awarded the conference's highest honor for a freshman and is the first player to be named the SEC Freshman of the Year in school history. The seven All-SEC players for the 2018 season is the most in one year in the Dave Van Horn era.

OF Heston Kjerstad - SEC Freshman of the Year; All-SEC Second Team; All-Freshman Team

INF Carson Shaddy - All-SEC First Team

OF Eric Cole - All-SEC Second Team

INF Casey Martin - All-SEC Second Team; All-Freshman Team

RHP Blaine Knight - All-SEC Second Team

C Grant Koch - All-Defense

OF Dominic Fletcher - All-Defense

HOW SWEEP IT IS

With its 6-3 win over Texas A&M, Arkansas secured its fourth conference series sweep of the year. This season marked the first time since 1999 that the Razorbacks swept four or more conference series in the same year. All four sweeps occurred inside Baum Stadium and Arkansas did not lose a single series, including non-conference, at home. In those four sweeps, Arkansas averaged over eight runs per game and hit 22 homers.

HOW THE WEST WAS WON

Arkansas claimed its fifth division title in school history over the weekend earning a share of SEC Western Division title for the first time since 2011. Four of Arkansas' five SEC Western Division crowns have come under current head coach Dave Van Horn (2004, 2007, 2011). The first SEC division title came in 1999 under longtime head coach Norm DeBriyn, a year the Hogs also won the overall title.



For the seventh time in school history and first time in back-to-back years since 2006-2007, Baum Stadium will play host to the NCAA Regionals starting on Friday. Arkansas has been able to advance out of its own regional twice (2004, 2010) in its history. This year, the Hogs are 30-3 at home, good for the best home record in the SEC.

MORE RAZORBACK NOTES

Western Division Titles In School History

YEAR	HEAD COACH	RECORD (CONFERENCE)
1999*	Norm DeBriyn	42-23 (22-8 SEC)
2004*	Dave Van Horn	45-24 (19-11 SEC)
2007	Dave Van Horn	43-21 (18-12 SEC)
2011	Dave Van Horn	40-22 (15-15 SEC)
2018	Dave Van Horn	39-18 (18-12 SEC)

* - denotes won SEC overall title

LEADING OFF...

Junior Eric Cole has become one of Arkansas' most reliable hitters in the 2018 season. With a .325 batting average, Cole is right at the middle of the pack among the team leaders and is in the midst of the best year of his career. Cole took over the lead-off spot on April 24 against Texas Tech and since then, the Hogs are 11-5 and Cole is hitting .318 with three homers and 13 RBIs.

Eric Cole Year-to-Year

	2016 (Fr.)	2017 (So.)	2018 (Jr.)
Avg.	.265	.282	.325
Runs	14	31	54
Hits	27	58	76
RBIs	7	25	44
2B	2	12	12
HR	0	5	12
BB	13	19	33

A GOOD MONTH GONE BY

April was a good month for the Razorbacks. The Hogs went 13-4 and hit a combined .306, while scoring 100 runs (5.9/game). Dominic Fletcher capped off his hot month with a go-ahead home run against Alabama in game three, his second of the month and sixth of the year, to help the Hogs finish another conference series sweep. Fletcher is currently hitting .325 in conference games, good for fourth on the team and hit an astounding .448 in April.

LOSEKE GARNERS NATIONAL PITCHER OF THE WEEK

After an 8.1 scoreless inning showing across three separate appearances out of the bullpen, junior Barrett Loseke was named the SEC and NCBWA National Pitcher of the week following Arkansas' win over Texas Tech and series win over Alabama, the first for an Arkansas player since 2015.

Over that week, Loseke gave up only two hits and walked four, while striking out 17 batters, corraling two saves and a win. 10 of his 17 strikeouts came against No. 4 Texas Tech, a feat he accomplished in just 4.2 perfect innings. It was the fifth time this year an Arkansas player has won a weekly award. Loseke currently has only given up two earned runs in his last eight appearances (19.0 innings) and struck out 24 batters.

Barrett Loseke (Last 10 Appearances)

Date	Opp.	IP	H	ER	R	BB	K
4/24	Texas Tech	4.2	0	0	0	0	10
4/28	Alabama	1.1	1	0	0	1	2
4/29	Alabama	2.1	1	0	0	3	5
5/4	at LSU	2.1	1	0	0	3	2
5/12	Texas A&M	1.2	2	1	1	1	2
5/13	Texas A&M	0.2	1	0	0	0	0
5/18	at Georgia	4.1	4	1	1	2	2
5/23	vs. S.C.	0.2	1	0	0	0	0
5/25/18	vs. Florida	1.0	1	1	1	1	2
Totals		20.2	12	3	3	11	26

KNIGHT SURPASSES 200 STRIKEOUTS IN CAREER

With a strikeout of the first batter he faced against Alabama, junior pitcher Blaine Knight reached the 200 career strikeout plateau, becoming just the 13th Razorback to ever record 200 strikeouts or more in a career. With now 228 strikeouts over 50 appearances, Knight is just one away from cracking into the Arkansas all-time top five

Arkansas Career Strikeout Leaders

Place	Strikeouts	Player	Years
1.	345	Nick Schmidt	2005-07
2.	301	Matt Carnes	1995-97
3.	283	David Walling	1998-99
4.	261	Scott Tabor	1979-82

5.	229	Charley Boyce	2003-06
6.	228	Blaine Knight	2016-present
6.	225	Gerald Hannahs	1971-74
7.	223	Mike Oquist	1987-89
8.	219	Charlie Isaacson	1999-02
10.	217	DJ Baxendale	2010-12

LOSEKE, PITCHING STAFF SHUT DOWN RED RAIDERS

With a 5-0 lead to work with, Arkansas' pitching staff shut down the hot Texas Tech offense in Baum Stadium. Junior Barrett Loseke was lights out in earning his first victory of the year after throwing 4.2 perfect innings and striking out a career-high 10 batters. It's the second time this year that Loseke has struck out eight or more and the 17 strikeouts as a staff is the most since fanning a school-record tying 18 against Grand Canyon last year.

SLAMMING THE DOOR

Sophomore Matt Cronin is closing in on the Arkansas single-season record for saves in 2018. After closing out the final two innings in Arkansas' 8-2 win over Florida, Cronin now has 11 saves on the year, good for third most in the SEC. With two more saves, he'll have tied current volunteer coach Colby Suggs, who is the current Razorback single-season saves record holder at 13. Cronin has earned saves in each of his last three appearances and became the first pitcher in the Dave Van Horn era to earn two saves in the same day in the South Carolina doubleheader.

SEC Saves Leaders

Rank	Player	Games	Saves
1.	N. Hoffman (TAMU)	32	14
2.	M. Byrne (UF)	29	13
3.	Matt Cronin (ARK)	19	11
4.	C. Machamer (UK)	23	10
	P. Caracci (OM)	25	10

Arkansas Single-Season Saves Record

Rank	Player	Saves
1.	Colby Suggs (2013)	13
2.	Phillip Stidham (1989)	12
	Tim Deitz (1985)	12
4.	Matt Cronin (2018)	11
4.	Barrett Astin (2012)	11
	Phillip Stidham (1990)	11
6.	Phillip Stidham (1991)	10
7	Zach Jackson (2015)	9
	Stephen Richards (2009)	9
	Devin Collis (2006)	9
	Jason Stephens (1996)	9



Freshmen Heston Kjerstad and Casey Martin are, arguably, the best freshman hitting duo in the SEC. Both have the top two batting averages among freshmen in the league (Kjerstad - .348; Martin - .344) and make Arkansas the only team in the SEC with two freshmen with 10 or more homers.

MORE RAZORBACK NOTES

PITCHING SHOWS OUT TO FINISH OFF SOUTH CAROLINA

For the first time since 1984, Arkansas shutout a conference opponent twice in the same day when it earned a series win over South Carolina in its doubleheader last week, winning 2-0 and 3-0 with each going seven innings. Kacey Murphy and Isaiah Campbell combined for 11 shutout innings, while Matt Cronin closed out both games to up his season saves total to nine for the year. Murphy almost became the first Razorback to ever record a perfect game after he retired 18 batters in a row before giving up a lead-off single in the seventh. It was the first time in its all-time history between the two teams that Arkansas shutout South Carolina twice in the same series.

KJERSTAD WALKS OFF AUBURN FOR SECOND SEC SERIES SWEEP

Arkansas completed its second sweep of the conference season when it defeated No. 13 Auburn in walk-off fashion on a game-winning RBI single from Heston Kjerstad. Kjerstad had struck out three times earlier in the game and only had one hit prior for the whole weekend. It's the third walk-off win for the Razorbacks this year and second of that week.

ARKANSAS CONSISTENTLY PLAYS CLOSE GAMES

Arkansas has played in 18 one-run games this year and come away winners in eight of those games. In two-run games, the Razorbacks are 7-5 this year and nine of their last 11 games have been decided by two runs or less. In their five conference series losses, the Hogs have played in seven one-run games and six two-run games. All but one of those games has been decided by more than three runs (17-2 loss at Florida - March 24)

REINDL FINDS HIS GROOVE

Junior Jake Reindl earned the win after handcuffing Auburn for seven innings out of the bullpen and striking out a career-high nine batters. Reindl gave up an RBI single to the second batter he faced in the third inning and went on to retire the final 18 batters he faced in what was the longest outing by an Arkansas reliever this year. Reindl had a 5.62 ERA in nine appearances before that game, but lowered his ERA a full run to 4.30 after helping Arkansas to its second SEC series sweep of 2018. Since that Auburn game, Reindl has only allowed three runs and struck out 20. His 2.66 ERA is the lowest among Arkansas relievers with 10 or more appearances.

Jake Reindl (Last 12 Appearances)

Date	Opp.	IP	H	ER	R	BB	K
4/8	Auburn	7.0	1	1	1	2	9
4/17	Mo. St.	4.0	1	0	0	1	7
4/20	Miss. St.	0.1	1	0	0	0	0
4/21	Miss. St.	2.1	3	1	1	0	2
4/27	Alabama	3.0	3	0	0	0	4
4/29	Alabama	1.2	1	0	0	1	3
5/4	LSU	0.2	0	0	0	0	2
5/5	LSU	1.2	2	2	0	3	2
5/11	Texas A&M	2.0	1	0	0	0	4
5/13	Texas A&M	1.0	0	0	0	2	1
5/17	Georgia	0.1	2	1	1	0	1
5/26	vs. LSU	4.0	1	0	0	0	3
Totals		28.0	16	5	3	9	38

IT'S BLAINE KNIGHT AND EVERYONE ELSE

Junior Blaine Knight has clearly shown why he is the ace of the Arkansas pitching staff this year. Knight is currently best among Razorback hurlers with a 2.78 ERA over 15 starts, good for fourth-lowest in the SEC. He had a sub-1.00 ERA through his first four starts and has struck out four or more batters in 14 of his 15 appearances. Against Florida, Knight outdueled Brady Singer, going 6.2 innings and holding the Gator offense to just three runs with 10 strikeouts. It was Knight's first 10-strikeout performance of the season and he was just the second pitcher to notch 10 K's on the defending national champions this year. In his 10 conference starts, Knight has earned wins while pitching opposite preseason All-Americans Sean Hjelle, Brady Singer, Ryan Rolison, and Casey Mize and is the only pitcher in the nation with a 10-0 record

THE SILENT ASSASSIN WITH THE SILENT J

Freshman Heston Kjerstad has shown no growing pains in his first season at the collegiate level. Kjerstad currently has the 11th-highest batting average in the SEC (.336), second highest among freshmen. With his .348 average, Kjerstad is well within striking distance of the Arkansas freshman record for batting average in a season set by Jeff King (.383) in 1984.



With the win over San Diego State in the second week of the season, head coach Dave Van Horn became the third coach in the SEC to win his 600th game at his current school. Earlier this year, Van Horn also won his 1,200th game as a head coach combined over his years in junior college, Division II, and Division I.

Razorback Hitting Streaks in 2018

Player	Longest	Current
Heston Kjerstad	14	-
Casey Martin	13	-
Eric Cole	12	-
Jordan McFarland	10	-
Carson Shaddy	8	-
Dominic Fletcher	7	-

TAPE MEASURE SHOT

In game two of the midweek series with ULM, Heston Kjerstad hit Arkansas' longest home run of the year when he deposited a second inning moonshot over the Baum Stadium scoreboard in right field. The homer was measured at 430 feet and had an exit speed of 113 mph. Kjerstad is currently second on the team with 11 home runs and is 12th in the league, second best among freshmen.

NO PLACE LIKE HOME

The Razorbacks have been stellar at home this season, building up a 30-3 record in series wins over Bucknell, Dayton, USC, Kent State, Texas, No. 4 Kentucky, No. 13 Auburn, South Carolina, Texas Tech, Alabama, and Texas A&M. As a team, Arkansas is hitting .331, while the pitching staff has garnered a 2.67 ERA in games played at Baum Stadium. The starting pitchers have picked up 18 of the victories, while the staff as a whole is holding batters to a .218 average. At the plate, the Hogs have smashed 51 of its season's 76 homers at Baum Stadium and are slugging a combined .535.

CALL IN THE BAUM SQUAD

In 2017, Arkansas crushed an SEC-best 83 home runs. It was the most home runs by a Razorback team since 2010. The Hogs have picked up where they left off with 84 home runs after 57 games, one more than they had all last year. Casey Martin leads all Razorbacks with 13 long balls on the year. Arkansas has had 12 different players hit at least one home run this year, which ties for the fourth-most in the nation.

149 of Arkansas' 400 runs in 2018 have come from the home run ball, making 37 percent of the team's total run production.

Most Home Runs Hit (NCAA)

Rank	Team	Home Runs
1.	Tennessee Tech	128
2.	Clemson	94

MORE RAZORBACK NOTES

3.	Arkansas	84
4.	Morehead St.	83
5.	Florida	81
	Kentucky	81
	NC State	81

DAGEROUS WITH TWO OUTS

The Razorbacks have made a habit of the two-out rally this year. Over 57 games, the Hogs have hit .276 as a team with two outs and have driven in 148 of their runs with two away. Carson Shaddy leads all Razorbacks with a .385 average (20-for=52) with two outs. Right behind him is Casey Martin (.358) and Heston Kjerstad (.355).

RACK 'EM UP

The Razorback defense has turned 55 twin killings this year, most in the SEC and tied for 55th in the nation. The four double plays turned against Ole Miss back in March was one less than the school record for double plays turned in a single game.

SEC - Most Double Plays (All Games)

Rank	Team	Double Plays
1.	Arkansas	55
2.	Mississippi State	53
3.	South Carolina	51
4.	Tennessee	50
5.	Texas A&M	48

RAZORBACKS BLAST LONGHORNS AND WILDCATS

The Razorbacks blew past the competition during opening week of conference play, sweeping a midweek series against old Southwest Conference rival Texas and then sweeping No. 4 Kentucky to open SEC play. The sweep over the Wildcats was Arkansas' first over a Kentucky team since 2004. Arkansas brought the offensive firepower all week to hit .398 as a team, while scoring 59 runs over the five-game stretch, 39 in the series against Kentucky. The 39 runs scored against the Wildcats ended up being the most runs scored by an Arkansas team in an SEC series since 1997. The Hogs also clubbed 15 homers over the five games, 13 against Kentucky.

BIGGERS AND MARTIN TAKE HOME WEEKLY AWARDS

Following the offensive explosion against Texas and Kentucky, junior Jax Biggers was named the SEC's Player of the Week, while freshman Casey Martin took the league's Freshman of the Week honors. Biggers had a breakout week, hitting .588 with two doubles, two home runs, and seven RBIs out of the leadoff spot in five games against Texas and No. 4 Kentucky. In the Kentucky series alone, Biggers totaled three multi-hit games, including one three-hit game and one four hit performance. Martin continued his stellar start to his freshman campaign, hitting .350 last week with three home runs and seven RBIs combined against Texas and Kentucky.

BONFIELD AND SHADDY REACH 150 STARTS IN CAREERS - Luke Bonfield and Carson Shaddy both reached the 150-start plateau recently. For Bonfield, he made his milestone start at DH in game two against Florida (March 24), while Shaddy earned his at Memphis (March 27). They both are the first Razorbacks to reach that mark since Michael Bernal finished his career with 167 starts after the 2016 season. Danny Hamblin still holds the record for 245 starts in his career. Currently, Bonfield sits at 175 starts, while Shaddy is at 172 for his career.

DVH WINS 600 GAMES AS RAZORBACK HEAD COACH

By defeating San Diego State, 5-2, head coach Dave Van Horn claimed his 600th win as the Razorback skipper. Van Horn is now one of only three head coaches in the SEC with 600 or more wins at their current school. Earlier this year against ULM, Van Horn won his 1,200th game as a head coach combined over his years in junior college, Division II, and Division I.

MURPHY AND KJERSTAD WILL HOGS PAST WILDCATS

Playing a neutral site game as part of a warmup to the Tony Gwynn Legacy Tournament, Arkansas was able to gut out a 1-0 victory over Pac-12 power Arizona. Junior pitcher Kacey Murphy showed no drop off from his strong 2017 postseason by throwing six scoreless innings and totaling six strikeouts on 73 pitches. At the plate, freshman Heston Kjerstad continued to show he belongs by hitting the solo home run that provided the victory.

KNIGHT MAKES THIRD-STRAIGHT OPENING WEEKEND START

For the third-straight season, Bryant, Arkansas native Blaine Knight was part of Arkansas' starting rotation for the first series of the year. Knight held Bucknell

hitless over five innings in a 14-2 victory. Combined in his three opening weekend starts, Knight has struck out 12 batters in 14 innings, while allowing just two runs and walking two batters.

HOGS PLATE 49 RUNS ON BUCKNELL

Arkansas cruised to a sweep over Bucknell on opening weekend. While the three wins were impressive enough, it was the amount of runs that was astounding. 49 Razorback runs crossed the plate combined over the three games including 32 in Saturday's game two. The 49 runs is the most in the first three games of a season since 1997. The sweep is the team's fifth-straight to open a season dating back to 2014, while the 32 runs in game two was just one less than the school record for runs scored in a single-game (1984).

WELCOME BACK GUYS!

Multiple Razorbacks who were injured for all of 2017 made their returns last week including: pitchers Isaiah Campbell (bone spurs), Keaton McKinney (elbow), Cody Scroggins (elbow), and infielder Hunter Wilson (leg). Campbell and McKinney were both part of the starting rotation, combining for six innings and nine strikeouts. Campbell was able to earn the game two win, while McKinney was making his first competitive appearance since the 2016 season.

SHADDY GOES ALL OUT TO EARN SEC PLAYER OF THE WEEK

Carson Shaddy was the Razorbacks' most efficient hitter during the season's first weekend as he totaled an SEC-leading nine RBIs in 12 plate appearances. He was only 4-for-7 (.571) at the plate, but drew four walks to build up a .750 on-base percentage, which is third best in the league. On Opening Day, Shaddy started 2018 off with a bang, clubbing four RBIs as part of a 1-for-2 day with a home run. The four RBIs were the most for a Razorback on Opening Day since Blake Parker drove in four in 2005 against Dallas Baptist. He finished the weekend with a .571/.750/1.571 slash line.

EARLY RECOGNITION FOR BLAINE KNIGHT

Razorback junior right-hander Blaine Knight was named a Louisville Slugger Preseason Third Team All-American by Collegiate Baseball Magazine back in December. Knight was one of Arkansas' top arms in 2017, making 16 starts and compiling a 3.28 ERA in 90.2 innings pitched, the second-lowest ERA among Arkansas starting pitchers. His eight wins were good for tops on the team and were the most by an Arkansas pitcher since Chris Oliver had eight in 2014.

KOCH NAMED PRESEASON ALL-AMERICAN

Razorback junior catcher Grant Koch was named a Preseason Third Team All-American by D1Baseball.com in January. The Hog backstop was a constant in the lineup last year as he started in nearly every game (63 games), and hit .264 with a career-best 13 home runs and 42 RBIs. His home run total was the seventh most in the conference, most among catchers, and most by a Razorback catcher in the Dave Van Horn era.

HIGH MARKS IN PRESEASON SEC POLL

The Razorbacks were picked by the league's head coaches to win the Western Division and finish second overall. In the 27th annual preseason SEC poll, the Hogs picked up 12 of the 14 votes to win the division and one vote to take the league overall.

FOUR HOGS EARN PRESEASON ALL-SEC MARKS

Arkansas was one of two schools (Florida) to have four or more players earn a spot on either Preseason All-SEC team. Catcher Grant Koch led all Razorbacks as the lone first-team player, followed by Blaine Knight, Jax Biggers, and Dominic Fletcher, who make up the second team.

FLETCHER RETURNS TO CAPTAIN OUTFIELD AFTER BANNER FRESHMAN SEASON

After a year where he could be argued as the best hitting freshman in the SEC, centerfielder Dominic Fletcher is back for his sophomore year with the Hogs. Fletcher was named a freshman All-American by the NCBWA and Baseball America in 2017 after hitting .291 with 64 hits, 12 home runs, and 37 RBIs. His 12 long balls were the second most by a Razorback freshman in a season in school history trailing only Zack Cox, who hit 13 in 2009. In last year's season opener, Fletcher became the first Arkansas freshman to homer in his Razorback debut since Andy Wilkins in 2008.

Tournament History

NCAA Tournament (74-63, .540)

Regional Record: 54-41 (.568)
 Super Regional Record: 9-6 (.600)
 CWS Record: 11-16 (.407)

2017 Fayetteville Regional (3-2)

Baum Stadium • Fayetteville, Ark.
 Oral Roberts W 3-0
 Missouri State L 5-4
 Oral Roberts W 4-3
 Missouri State W 11-10
 Missouri State L 3-2

2015 Stillwater Regional (3-0)

Allie P. Reynolds Stadium • Stillwater, Okla.
 Oral Roberts W 8-6
 Oklahoma State W 7-5
 St. John's W 4-3

2015 Fayetteville Super Regional (2-1)

Baum Stadium • Fayetteville, Ark.
 Missouri State W 18-4
 Missouri State L 3-1
 Missouri State W 3-2

2015 College World Series (0-2)

TD Ameritrade Park • Omaha, Neb.
 Virginia L 5-3
 Miami (Fla.) L 4-3

2014 Charlottesville Regional (2-2)

Davenport Field • Charlottesville, Va.
 Liberty W 3-2
 Virginia L 3-0
 Bucknell W 10-0
 Virginia L 9-2

2013 Manhattan Regional (2-2)

Tointon Stadium • Manhattan, Kan.
 Bryant L 4-1
 Wichita State W 3-1
 Bryant W 12-3
 Kansas State L 4-3

2012 Houston Regional (3-0)

Reckling Park • Houston, Texas
 Sam Houston State W 5-4
 Rice W 1-0
 Sam Houston State W 5-1

2012 Waco Super Regional (2-1)

Baylor Ballpark • Waco, Texas
 Baylor L 8-1
 Baylor W 5-4
 Baylor W 1-0 (10)

2012 College World Series (2-2)

T.D. Ameritrade Park • Omaha, Neb.
 Kent State W 8-1
 South Carolina W 2-1
 South Carolina L 2-0
 South Carolina L 3-2

2011 Tempe Regional (2-2)

Packard Stadium • Tempe, Ariz.
 Charlotte L 3-2
 New Mexico W 3-0
 Charlotte W 11-3
 Arizona State L 13-4

2010 Fayetteville Regional (3-1)

Baum Stadium • Fayetteville, Ark.
 Grambling State W 19-7
 Washington State W 6-4
 Washington State L 10-7

Washington State W 7-2

2010 Tempe Super Regional (0-2)

Packard Stadium • Tempe, Ariz.
 Arizona State L 7-6 (12)
 Arizona State L 7-5 (12)

2009 Norman Regional (3-0)

Mitchell Park • Norman, Okla.
 Washington State W 10-3
 Oklahoma W 17-6
 Oklahoma W 11-0

2009 Tallahassee Super Regional (2-0)

Howser Stadium • Tallahassee, Fla.
 Florida State W 7-2
 Florida State W 9-8

2009 College World Series (2-2)

Rosenblatt Stadium • Omaha, Neb.
 Cal State Fullerton W 10-6
 LSU L 9-1
 Virginia W 4-3 (12)
 LSU L 14-5

2008 Stanford Regional (0-2)

Klein Field • Palo Alto, Calif.
 Pepperdine L 4-3
 Stanford L 5-1

2007 Fayetteville Regional (2-2)

Baum Stadium • Fayetteville, Ark.
 Albany W 9-0
 Oklahoma State L 14-3
 Creighton W 6-0
 Oklahoma State L 7-6

2006 Fayetteville Regional (1-2)

Baum Stadium • Fayetteville, Ark.
 Oral Roberts L 4-3 (11)
 Princeton W 6-2
 Oklahoma State L 6-5

2005 Austin Regional (2-2)

Disch-Falk Field • Austin, Texas
 Miami (Ohio) W 9-5
 Texas W 9-2
 Texas L 19-8
 Texas L 5-2

2004 Fayetteville Regional (4-1)

Baum Stadium • Fayetteville, Ark.
 Le Moyne W 4-1
 Wichita State L 4-3
 Missouri W 10-7
 Wichita State W 11-9
 Wichita State W 4-3

2004 Fayetteville Super Regional (2-0)

Baum Stadium • Fayetteville, Ark.
 Florida State W 7-5
 Florida State W 4-2

2004 College World Series (0-2)

Rosenblatt Stadium • Omaha, Neb.
 Texas L 13-2
 Arizona L 7-2

2003 Austin Regional (1-2)

Disch-Falk Field • Austin, Texas
 Lamar L 3-2
 Bucknell W 10-7
 Lamar L 7-6

2002 Wichita Regional (3-0)

Eck Stadium • Wichita, Kan.
 Oklahoma W 8-5
 Oral Roberts W 7-6
 Oral Roberts W 11-6

2002 Clemson Super Regional (1-2)

Kingsmore Stadium • Clemson, S.C.
 Clemson W 9-6
 Clemson L 8-7
 Clemson L 7-4

1999 Fayetteville Regional (1-2)

Baum Stadium • Fayetteville, Ark.
 Delaware W 10-6
 SMS L 9-8 (10)
 Clemson L 12-4

1998 Midwest Regional (1-2)

Eck Stadium • Wichita, Kan.
 Arizona State L 8-4
 Wichita State W 3-2 (11)
 Georgia Tech L 2-0

1996 Central II Regional (0-2)

Dan Law Field • Lubbock, Texas
 Oklahoma State L 6-5
 Southern California L 15-5

1995 Midwest I Regional (0-2)

Eck Stadium • Wichita, Kan.
 Stanford L 10-3
 Texas Tech L 14-10

1990 Midwest Regional (0-2)

Eck Stadium • Wichita, Kan.
 Fordham L 8-5
 Wichita State L 7-6

1989 Northeast Regional (4-1)

Municipal Stadium • Waterbury, Conn.
 Le Moyne L 7-5
 George Washington W 8-2
 Illinois W 9-2
 Arizona State W 1-0
 Le Moyne W 6-5

1989 College World Series (1-2)

Rosenblatt Stadium • Omaha, Neb.
 Wichita State L 3-2
 North Carolina W 7-3
 Wichita State L 8-4

1988 Midwest Regional (0-2)

Allie P. Reynolds Stadium • Stillwater, Okla.
 Loyola-Marymount L 8-3
 Oklahoma State L 13-7

1987 NCAA South I Regional (4-0)

Joe W. Davies Stadium • Huntsville, Ala.
 Middle Tenn. State W 10-7

West Virginia W 7-2
 Clemson W 6-5 (10)
 Clemson W 4-2

1987 College World Series (1-2)

Rosenblatt Stadium • Omaha, Neb.
 Texas L 13-6
 Georgia W 5-4
 LSU L 5-2

1986 NCAA Midwest Regional (1-2)

Allie P. Reynolds Stadium • Stillwater, Okla.
 Oregon State W 4-3
 Stanford L 2-0
 Oregon State L 1-0

1985 South II Regional (4-0)

Seminole Stadium • Tallahassee, Fla.
 Eastern Kentucky W 20-13
 George Mason W 13-9
 Florida State W 7-6
 Georgia Tech W 7-5

1985 College World Series (2-2)

Rosenblatt Stadium • Omaha, Neb.
 South Carolina W 1-0
 Mississippi State L 5-4
 Stanford W 10-4
 Texas L 8-7

1983 Midwest Regional (0-2)

Allie P. Reynolds Stadium • Stillwater, Okla.
 Oral Roberts L 7-6
 Wichita State L 6-3

1980 Midwest Regional (1-2)

J.L. Johnson Stadium • Tulsa, Okla.
 Oral Roberts W 3-2
 Missouri L 6-0
 California L 7-1

1979 East Regional (4-0)


Seminole Stadium • Tallahassee, Fla.
 George Washington W 12-11
 Florida W 9-1
 Delaware W 8-6
 Delaware W 4-3

1979 College World Series (3-2)

Rosenblatt Stadium • Omaha, Neb.
 Pepperdine W 5-4
 Arizona W 10-3
 Texas W 9-4
 Cal State Fullerton L 13-10
 Cal State Fullerton L 2-1

1973 NCAA District VI (0-2)

Arlington Stadium • Arlington, Texas
 Trinity L 6-0
 Texas-Pan American L 4-2



After a late start and multiple weather delays, Arkansas staved off elimination against Missouri State in the 2017 NCAA Fayetteville Regional after infielder Jared Gates hit a go-ahead home run just before 3 a.m.

National Polls

Baseball America

Week 15 (May 28)

1. Florida	42-17
2. Oregon State	44-10-1
3. Stanford	44-10
4. Ole Miss	46-15
5. Florida State	43-17
6. North Carolina	38-18
7. Clemson	45-14
8. Arkansas	39-18
9. Minnesota	41-13
10. Texas Tech	39-17
11. Georgia	37-19
12. ECU	43-16
13. Coastal Carolina	42-17
14. Texas	37-20
15. NC State	40-16
16. Duke	40-16
17. Southern Miss	43-16
18. Stetson	45-11
19. Houston	36-23
20. UCLA	36-19
21. UConn	35-20
22. Auburn	39-21
23. Missouri State	39-15
24. Louisville	43-16
25. Tennessee Tech	48-9

D1Baseball

Week 15 (May 28)

1. Oregon State	44-10-1
2. Florida	42-17
3. Ole Miss	46-15
4. Arkansas	39-18
5. Stanford	44-10
6. Florida State	43-17
7. Clemson	45-14
8. North Carolina	38-18
9. Georgia	37-19
10. Minnesota	41-13
11. Stetson	45-11
12. ECU	43-16
13. Southern Miss	43-16
14. Texas	37-20
15. Texas Tech	39-17
16. NC State	40-16
17. Coastal Carolina	42-17
18. Duke	40-15
19. UCLA	36-19
20. Tennessee Tech	48-9
21. Houston	36-23
22. UConn	35-20-1
23. Auburn	39-21
24. Louisville	43-17
25. South Carolina	33-24

Perfect Game

Week 15 (May 28)

1. Florida	42-17
2. Oregon State	44-10-1
3. Ole Miss	46-15
4. Stanford	44-10
5. Arkansas	39-18
6. Florida State	43-17
7. Clemson	45-14
8. Minnesota	41-13
9. North Carolina	38-18
10. Southern Miss	43-16
11. Texas Tech	39-17
12. Georgia	37-19
13. NC State	40-16
14. ECU	43-16
15. Stetson	45-11
16. Texas	37-20
17. UConn	35-20-1
18. Duke	40-15
19. Auburn	39-21
20. Coastal Carolina	42-17
21. Louisville	43-17
22. Missouri State	39-15
23. Tennessee Tech	48-9
24. USF	35-20-1
25. UCLA	36-19

USA Today/ESPN

Week 15 (May 28)

1. Florida	42-17
2. Oregon State	44-10-1
3. Stanford	44-10
4. Ole Miss	46-15
5. Florida State	43-17
6. Arkansas	39-18
7. Clemson	45-14
8. North Carolina	38-18
9. Georgia	37-19
10. Minnesota	41-13
11. Texas Tech	39-17
12. Stetson	45-11
ECU	43-16
14. NC State	40-16
15. Coastal Carolina	42-17
16. Texas	37-20
17. Southern Miss	43-16
18. Duke	40-15
19. Auburn	39-21
UCLA	36-19
21. UConn	35-20-1
22. Louisville	43-17
23. Tennessee Tech	48-9
24. Houston	36-23
25. Texas A&M	39-20

Collegiate Baseball

Week 15 (May 28)

1. Oregon State	44-10-1
2. Clemson	45-14
3. Stanford	44-10
4. Florida	42-17
5. North Carolina	38-18
6. Ole Miss	46-15
7. Georgia	37-19
8. Southern Miss	43-16
9. NC State	40-16
10. Arkansas	39-18
11. Duke	40-15
12. Texas	37-20
13. Texas Tech	39-17
14. Minnesota	41-13
15. Florida State	43-17
16. Stetson	45-11
17. Coastal Carolina	42-17
18. ECU	43-16
19. South Carolina	33-24
20. St. John's	39-15
21. Louisville	43-17
22. Tennessee Tech	48-9
23. UCLA	36-19
24. Houston	36-23
25. Baylor	36-19
26. UConn	35-20-1
27. Purdue	37-19
28. Cal State Fullerton	32-23
29. Missouri State	39-15
30. Washington	30-23

NCBWA

Week 15 (May 28)

1. Oregon State	44-10-1
2. Ole Miss	46-15
3. Stanford	44-10
4. Florida	42-17
5. Clemson	45-14
6. Florida State	43-17
7. North Carolina	38-18
8. Arkansas	39-18
9. Minnesota	40-13
10. ECU	43-16
11. NC State	40-16
12. Southern Miss	43-16
13. Texas Tech	39-17
14. Stetson	45-11
15. Coastal Carolina	42-17
16. Georgia	37-19
17. Duke	40-15
18. Texas	37-20
19. UCLA	36-19
20. Tennessee Tech	48-9
21. Auburn	39-21
22. Louisville	43-17
23. UConn	35-20-1
Houston	36-23
25. Texas A&M	39-20
26. Missouri State	39-15
27. FAU	40-17-1
28. South Carolina	33-24
29. Baylor	36-19
30. Cal State Fullerton	32-23

Arkansas Week-By-Week in the Polls

	BA	D1	PG	USA TODAY	CB	NCBWA
Preseason	4	4	6	6	3	6
Week 1	4	4	6	6	3	4
Week 2	6	5	9	6	15	9
Week 3	6	5	9	7	15	10
Week 4	7	5	9	10	18	NA
Week 5	4	4	3	4	7	4
Week 6	6	5	5	6	14	6
Week 7	9	5	8	8	14	8
Week 8	4	3	6	3	7	2
Week 9	4	3	5	3	6	3
Week 10	8	7	9	7	10	7
Week 11	4	5	7	4	6	4
Week 12	6	7	8	6	6	6
Week 13	5	6	7	6	5	5
Week 14	9	8	10	8	9	8
Week 15	8	4	5	6	10	8
Final	--	--	--	--	--	--

BA - Baseball America

ESPN - USA Today/ESPN

CB - Collegiate Baseball

NCBWA - National Collegiate Baseball Writers Association

PG - Perfect Game

D1 - D1Baseball.com

Head Coach Dave Van Horn



PERSONAL

Born: Sept. 17, 1960
 Hometown: Kansas City, Mo.
 Alma Mater: Arkansas (1988)
 Masters of Science: East Texas State Univ. (1992)
 Wife: Karen
 Children: Hollan, Mariel
 Named Head Coach at Arkansas: June 21, 2002

PLAYING HISTORY

1982-1984 Atlanta Braves Organization
 1982 MLB Draft: 10th Rd (Braves)
 1982 Arkansas
 1980-1981 McLennan (Texas) CC

COACHING HONORS

2004 SEC Coach of the Year
 2001 Baseball America National Coach of the Year
 2001 BIG 12 Coach of the Year
 2001 ABCA Midwest Region Coach of the Year
 2000 ABCA Midwest Region Coach of the Year
 1997 Southland Coach of the Year
 1995 Southland Coach of the Year
 1994 NCAA Division II Coach of the Year
 1994 ABCA Central Region Coach of the Year

HALL OF FAME

2013 Inducted into Winnetonka HS HOF
 2012 Inducted into Ban Johnson League HOF
 2001 Inducted into Central Missouri State HOF

After 15 years as head coach of the Razorback Baseball program, Dave Van Horn has continued to elevate Arkansas into one of the nation's premier teams year in and year out. Over his 15 seasons as head Hog, Van Horn has led Arkansas to four College World Series appearances, 14 NCAA Tournament berths, one Southeastern Conference overall title, three SEC Western Division championships and a total of 595 wins, averaging nearly 40 wins a season.

Ever since returning to his alma mater in 2003 to take over for retiring SEC legend Norm DeBriyn, Van Horn has continued to successfully field nationally competitive teams, while also grooming numerous All-Americans, all-conference and future Major League players.

Under his guidance, 20 Razorbacks have been named All-Americans, 26 as All-SEC players, and 90 have been picked in the MLB Draft. Those draft picks are the third-most among all active head coaches in the SEC.

Van Horn is the second-winningest coach in Arkansas history with 595 wins entering the 2018 season. With five more victories, he will become just the second active SEC head coach with 600 or more victories at their current school.

Including his years at Nebraska, Northwestern State and Central Missouri State, Van Horn has racked up 966 wins at four-year institutions, which is 18th-most among all active coaches. With 34 more victories, he will become one of 12 active coaches with 1,000 or more wins at four-year schools.

DVH AGAINST 2018 OPPONENTS				
	W/L	Home	Away	Neutral
Alabama	30-23	17-7	11-13	2-3
Arizona	1-2	--	--	1-2
Auburn	28-20	15-9	13-11	1-0
Bucknell	5-0	3-0	--	2-0
Florida	24-20	10-3	9-15	5-3
Georgia	21-15	12-6	9-8	0-1
Grambling State	6-0	6-0	--	--
Kent State	3-1	2-1	--	1-0
Kentucky	22-11	13-5	9-6	--
LSU	18-40	9-5	8-17	1-9
Memphis	8-1	2-0	4-0	2-1
Mississippi State	25-27	13-11	10-14	2-2
Missouri State	18-9	11-7	7-2	--
Ole Miss	22-34	9-15	9-15	4-4
San Diego State	8-1	4-0	4-1	--
South Carolina	23-19	10-8	9-8	4-3
Texas	4-3	2-0	1-2	1-1
Texas A&M	14-9	8-4	5-5	1-0
Texas Tech	3-0	1-0	--	2-0
ULM	6-1	6-1	--	--

VAN HORN'S CAREER NUMBERS

Year	School	Record	Pct.	Conf.	Place	Tourn.	NCAA
1989	Texarkana CC	39-18	.684	NA	NA	NA	--
1990	Texarkana CC	44-14	.759	NA	NA	NA	--
1991	Texarkana CC	45-12	.789	NA	NA	NA	--
1992	Texarkana CC	48-10	.827	NA	1st	NA	--
1993	Texarkana CC	38-18	.678	NA	NA	NA	--
<i>Totals</i>		<i>214-72</i>	<i>.748</i>	--	--	--	--
1994	Central Missouri State	51-11	.823	15-1	1st (Div.)	1st (4-1)	NCAA DII Champs
<i>Totals</i>		<i>51-11</i>	<i>.823</i>	<i>15-1</i>	--	<i>1 (4-1)</i>	--
1995	Northwestern State	37-15	.711	19-5	1st	DNP (0-2)	--
1996	Northwestern State	34-27	.557	14-16	2nd (Div.)	2nd (3-2)	--
1997	Northwestern State	35-23	.603	19-9	1st	DNP (0-2)	--
<i>Totals</i>		<i>106-65</i>	<i>.620</i>	<i>52-30</i>	--	<i>3 (3-6)</i>	--
1998	Nebraska	24-20	.545	10-13	7th	DNQ	DNQ
1999	Nebraska	42-18	.700	16-9	5th	1st (4-0)	NCAA (1-2)
2000	Nebraska	51-17	.750	21-9	2nd	1st (5-1)	NCAA (4-2)
2001	Nebraska	50-16	.758	20-8	1st	1st (4-0)	CWS (5-2)
2002	Nebraska	47-21	.691	16-11	2nd	2nd (3-1)	CWS (5-3)
<i>Totals</i>		<i>214-92</i>	<i>.699</i>	<i>67-39</i>	--	<i>4 (16-2)</i>	<i>4 (15-9)</i>
2003	Arkansas	35-22	.612	14-16	6th West	T-7th (0-2)	NCAA (1-2)
2004	Arkansas	45-24	.652	19-11	T-1st Overall	4th (2-2)	CWS (6-3)
2005	Arkansas	39-22	.636	13-17	T-5th West	T-7th (0-2)	NCAA (2-2)
2006	Arkansas	39-21	.650	18-12	2nd West	T-7th (0-2)	NCAA (1-2)
2007	Arkansas	43-21	.672	18-12	1st West	2nd (3-1)	NCAA (2-2)
2008	Arkansas	34-24	.586	14-15	4th West	DNQ	NCAA (0-2)
2009	Arkansas	41-24	.631	14-15	4th West	4th (2-2)	CWS (7-2)
2010	Arkansas	43-21	.672	18-12	2nd West	T-7th (0-2)	NCAA (3-3)
2011	Arkansas	40-22	.645	15-15	1st West	T-3rd (2-2)	NCAA (2-2)
2012	Arkansas	46-22	.676	16-14	T-2nd West	T-9th (0-2)	CWS (7-3)
2013	Arkansas	39-22	.639	18-11	2nd West	T-3rd (2-1)	NCAA (2-2)
2014	Arkansas	40-25	.615	16-14	4th West	T-3rd (3-2)	NCAA (2-2)
2015	Arkansas	40-25	.615	17-12	3rd West	T-5th (2-2)	CWS (5-3)
2016	Arkansas	26-29	.473	7-23	7th West	DNQ	DNQ
2017	Arkansas	45-19	.703	18-11	2nd West	2nd (3-2)	NCAA (3-2)
2018	Arkansas	39-18	.684	18-12	--	--	--
<i>Totals</i>		<i>634-361</i>	<i>.637</i>	<i>253-222</i>	--	<i>13 (19-24)</i>	<i>14 (43-32)</i>
<i>Career Totals</i>		<i>1219-601</i>	<i>.670</i>	<i>387-292</i>	--	<i>42-33 (.560)</i>	<i>58-41 (.586)</i>

Numerical Roster

No.	Player	Pos.	B/T	Yr.	Ht.	Wt.	Hometown/Previous School
3	Jared Gates	INF	L/R	Sr	6-0	190	Wichita, Kan./Iowa Western CC/Wichita Northwest HS
4	Bryce Bonnin	RHP/INF	R/R	Fr	6-1	190	Mont Belvieu, Texas/Barbers Hill HS
6	Hunter Wilson	INF	L/R	R-Jr	5-10	170	Spiro, Okla./Eastern OK St. JC/Stephen F. Austin/Spiro HS
7	Jack Kenley	INF	L/R	So	6-0	180	Germantown, Tenn./Houston HS
8	Eric Cole	OF	S/R	Jr	5-11	195	Southlake, Texas/Southlake Carroll HS
9	Jax Biggers	INF	L/R	Jr	5-11	185	Missouri City, Texas/Cisco JC/Ridge Point HS
12	Casey Opitz	C/INF	S/R	Fr	5-11	175	Centennial, Co./Heritage HS
13	Jordan McFarland	INF/OF	R/R	So	6-3	220	Waterloo, Ill./Waterloo HS
15	Casey Martin	INF	R/R	Fr	5-11	175	Lonoke, Ark./Lonoke HS
16	Blaine Knight	RHP	R/R	Jr	6-3	165	Bryant, Ark./Bryant HS
17	Luke Bonfield	OF	R/R	Sr	6-3	215	Skillman, N.J./IMG Academy
18	Heston Kjerstad	OF	L/R	Fr	6-3	190	Amarillo, Texas/Randall HS
20	Carson Shaddy	INF	R/R	R-Sr	5-11	185	Fayetteville, Ark./Fayetteville HS
21	Kacey Murphy	LHP	L/L	Jr	6-0	190	Rogers, Ark./Rogers Heritage HS
24	Dominic Fletcher	OF	L/L	So	5-9	185	Cypress, Calif./Cypress HS
27	Evan Lee	LHP/OF	L/L	So	6-2	190	Bryant, Ark./Bryant HS
28	Kole Ramage	RHP	R/R	Fr	6-1	185	Southlake, Texas/Southlake Carroll HS
31	Caleb Bolden	RHP	R/R	Fr	6-2	170	Texarkana, Texas/Pleasant Grove HS
32	Matt Cronin	LHP	L/L	So	6-2	190	Navarre, Fla./Navarre HS
33	Grant Koch	C	R/R	Jr	6-0	195	Fayetteville, Ark./Fayetteville HS
34	Jake Reindl	RHP	R/R	Jr	6-1	200	Fayetteville, Ark./Shiloh Christian HS
35	Jacob Kostyshock	RHP	R/R	So	6-4	175	O'Fallon, Mo./Francis Howell HS
46	Barrett Loseke	RHP	R/R	Jr	6-0	180	Tulsa, Okla./Jenks HS
48	Zack Plunkett	C	R/R	R-Jr	6-2	205	Hurst, Texas/TCU/L.D. Bell HS
55	Isaiah Campbell	RHP	R/R	R-So	6-4	235	Olathe, Kan./Olathe South HS
57	Cody Scroggins	RHP	R/R	R-So	6-0	185	Bentonville, Ark./Bentonville HS
88	Zebulon Vermillion	RHP	L/R	Fr	6-4	185	Prairie Village, Kan./Shawnee Mission East HS

Coaches and Support Staff

Head Coach:	2 Dave Van Horn, 16th Season (Arkansas, 1988)
Assistant Coach:	40 Wes Johnson, 2nd Season (Arkansas-Monticello, 1994)
Assistant Coach:	30 Nate Thompson, 1st Season (Dallas-Baptist, 2006)
Volunteer Assistant Coach:	25 Craig Parry, 1st Season (South Dakota State, 2008)
Student Asst. Coach:	26 Jake Arledge, 1st Season
Volunteer:	Colby Suggs, 1st Season
Director of Operations:	Clay Goodwin, 11th Season (Arkansas, 2005)
Athletic Trainer:	Corey Wood (East Carolina, 2008)
Strength & Conditioning Managers:	Blaine Kinsley (Lenoir-Rhyne, 2010) Sean O'Neil, Cale Petrie, Hayden Sutton, Chandler Tolbert

Pronunciation Guide

Bryce Bonnin	BON-in
Heston Kjerstad	KERR-stad
Carson Shaddy	SHAD-eee
Kole Ramage	RAM-midge
Grant Koch	COOK
Jake Reindl	RINE-dull
Jacob Kostyshock	Cost-EE-shock
Barrett Loseke	LOW-ski

2018 Overall Statistics



2018 Arkansas Baseball Overall Statistics for Arkansas (as of May 28, 2018) (All games Sorted by Batting avg)



Record: 39-18 Home: 30-3 Away: 6-13 Neutral: 3-2 SEC: 18-12

Player	avg	gp-gs	ab	r	h	2b	3b	hr	rbi	tb	slg%	bb	hp	so	gdp	ob%	sf	sh	sb-att	po	a	e	fld%	
15 Casey Martin	.343	55-50	198	38	68	9	0	13	43	116	.586	26	3	49	1	.424	2	3	7-8	44	74	11	.915	
18 Heston Kjerstad	.336	57-57	217	53	73	14	0	11	47	120	.553	18	16	48	3	.416	6	0	3-3	80	3	5	.943	
20 Carson Shaddy	.327	47-44	156	35	51	10	1	10	38	93	.596	20	8	47	4	.422	3	3	3-5	71	119	8	.960	
8 Eric Cole	.325	57-57	234	54	76	12	1	12	44	126	.538	33	3	41	4	.413	1	2	4-6	94	4	0	1.000	
17 Luke Bonfield	.309	52-48	165	33	51	9	1	8	34	86	.521	38	7	33	4	.455	1	0	1-1	4	0	0	1.000	
24 Dominic Fletcher	.289	57-55	218	36	63	13	1	8	38	102	.468	16	2	41	2	.336	5	1	1-2	127	4	4	.970	
9 Jax Biggers	.284	50-48	169	29	48	9	0	3	19	66	.391	32	2	25	2	.394	5	3	7-7	66	90	7	.957	
33 Grant Koch	.257	54-50	171	31	44	6	0	7	31	71	.415	33	2	36	3	.376	4	0	3-4	416	31	1	.998	

28 Kole Ramage	1.000	1-0	1	0	1	0	0	0	1	1	1.000	0	0	0	0	1.000	0	0	0-0	3	6	0	1.000	
27 Evan Lee	.300	18-14	50	11	15	2	0	3	15	26	.520	8	0	13	0	.383	2	2	1-1	20	5	2	.926	
13 Jordan McFarland	.299	45-29	117	34	35	3	0	3	15	47	.402	13	2	24	3	.379	0	0	0-2	203	15	3	.986	
6 Hunter Wilson	.273	26-12	44	8	12	2	0	1	12	17	.386	4	2	8	2	.360	0	1	2-2	42	22	4	.941	
3 Jared Gates	.222	34-26	90	13	20	5	0	4	19	37	.411	13	4	20	2	.343	1	1	1-1	183	12	1	.995	
7 Jack Kenley	.222	40-16	54	13	12	2	0	0	10	14	.259	13	3	15	0	.389	2	3	1-1	22	45	3	.957	
12 Casey Opitz	.222	17-7	27	6	6	2	0	0	5	8	.296	3	1	8	0	.303	2	1	0-0	78	19	2	.980	
48 Zack Plunkett	.222	7-0	9	1	2	0	0	1	2	5	.556	1	0	1	0	.300	0	0	0-0	11	0	0	1.000	
10 Easton Murrell	.125	7-0	8	4	1	0	0	0	1	1	.125	3	2	2	1	.462	0	0	0-0	3	5	1	.889	
14 Cole Turney	.000	4-0	7	1	0	0	0	0	0	0	.000	2	0	6	0	.222	0	0	1-1	0	0	0	.000	
Totals	.299	57	1935	400	578	98	4	84	374	936	.484	276	57	417	31	.396	34	20	35-44	1492	515	59	.971	
Opponents	.240	57	1844	246	443	66	2	45	219	648	.351	184	29	520	47	.316	16	32	22-36	1439	465	57	.971	

LOB - Team (487), Opp (367). DPs turned - Team (55), Opp (37). CI - Team (0), Opp (4). IBB - Team (6), C. Shaddy 2, H. Kjerstad 2, L. Bonfield 1, G. Koch 1, Opp (2). Picked off - H. Kjerstad 1, J. Biggers 1, J. McFarland 1.

(All games Sorted by Earned run avg)

Player	era	w-l	app	gs	cg	sho	sv	ip	h	r	er	bb	so	2b	3b	hr	b/avg	wp	hp	bk	sfa	sha		
16 Blaine Knight	2.78	10-0	15	15	0	0/1	0	87.1	76	31	27	21	86	9	0	14	.234	1	6	3	2	3		
21 Kacey Murphy	3.15	7-4	14	13	0	0/2	0	80.0	69	36	28	15	69	9	1	13	.234	6	3	0	3	8		
55 Isaiah Campbell	4.01	4-6	14	13	0	0/1	0	58.1	58	33	26	24	60	17	1	4	.259	6	2	0	1	2		

37 Weston Rogers	0.00	0-0	1	0	0	0/0	0	0.0	0	0	0	1	0	0	0	0		0	0	0	0	0		
34 Jake Reindl	2.66	2-1	21	1	0	0/0	5	44.0	40	19	13	15	57	5	0	1	.238	7	5	0	0	2		
32 Matt Cronin	2.97	2-1	19	0	0	0/3	11	39.1	17	13	13	11	47	4	0	2	.132	5	1	0	3	1		
46 Barrett Loseke	3.35	2-2	21	2	0	0/0	3	40.1	28	15	15	23	51	5	0	2	.204	2	1	3	2	3		
99 Jackson Rutledge	3.45	3-0	12	2	0	0/1	1	15.2	13	10	6	11	14	1	0	2	.210	5	0	0	1	1		
28 Kole Ramage	3.56	1-1	17	2	0	0/1	0	30.1	31	26	12	13	42	4	0	2	.265	8	2	0	2	5		
31 Caleb Bolden	3.77	3-0	9	4	0	0/1	0	28.2	30	12	12	13	25	2	0	1	.286	5	2	0	0	2		
4 Bryce Bonnin	4.41	1-0	8	1	0	0/1	0	16.1	16	10	8	8	15	2	0	1	.271	3	1	0	1	1		
47 Hunter Milligan	4.50	0-0	3	2	0	0/1	0	4.0	2	2	2	3	4	0	0	0	.154	1	1	1	0	1		
11 Keaton McKinney	4.50	0-0	1	1	0	0/0	0	2.0	1	1	1	2	2	0	0	0	.167	0	0	0	0	0		
88 Zebulon Vermillion	4.82	0-0	7	0	0	0/0	1	9.1	12	6	5	0	11	1	0	0	.308	2	1	0	0	0		
27 Evan Lee	5.00	4-3	14	1	0	0/0	0	18.0	24	12	10	9	14	4	0	1	.329	1	1	0	1	1		
35 Jacob Kostyshock	6.43	0-0	9	0	0	0/0	1	14.0	19	12	10	8	10	3	0	1	.333	2	1	0	0	0		
57 Cody Scroggins	6.52	0-0	12	0	0	0/2	0	9.2	7	8	7	7	13	0	0	1	.200	3	2	0	0	2		
Totals	3.53	39-18	57	57	0	6/6	22	497.1	443	246	195	184	520	66	2	45	.240	57	29	7	16	32		
Opponents	6.85	18-39	57	57	0	0/0	12	479.2	578	400	365	276	417	98	4	84	.299	56	57	5	34	20		

PB - Team (12), G. Koch 8, C. Opitz 4, Opp (9). Pickoffs - Team (6), C. Opitz 2, C. Bolden 1, B. Knight 1, E. Lee 1, K. Murphy 1, Opp (3). SBA/ATT - G. Koch (16-23), C. Opitz (6-13), I. Campbell (4-8), J. Reindl (5-7), B. Knight (2-5), C. Bolden (2-3), J. Rutledge (2-3), M. Cronin (1-2), B. Loseke (1-2), K. Murphy (1-1), E. Lee (1-1), B. Bonnin (1-1), C. Scroggins (1-1), K. Ramage (0-1), H. Milligan (1-1).

2018 Conference Statistics



2018 Arkansas Baseball Conference statistics for Arkansas (as of May 28, 2018) (SEC games only Sorted by Batting avg)



Record: 18-12 Home: 14-1 Away: 4-11 SEC: 18-12

Player	avg	gp-gs	ab	r	h	2b	3b	hr	rbi	tb	slg%	bb	hp	so	gdp	ob%	sf	sh	sb-att	po	a	e	fld%	
20 Carson Shaddy	.395	24-24	81	18	32	8	0	6	22	58	.716	11	3	25	0	.474	2	2	2-3	39	60	4	.961	
8 Eric Cole	.346	30-30	130	26	45	7	0	8	28	76	.585	13	1	21	2	.407	1	1	0-1	51	3	0	1.000	
15 Casey Martin	.333	30-29	117	14	39	4	0	3	11	52	.444	15	0	29	1	.406	1	1	3-3	29	43	6	.923	
24 Dominic Fletcher	.325	30-30	120	21	39	8	1	5	15	64	.533	5	0	21	1	.346	2	0	0-1	79	1	3	.964	
18 Heston Kjerstad	.322	30-30	121	28	39	9	0	5	21	63	.521	7	5	30	1	.375	3	0	1-1	47	1	3	.941	
17 Luke Bonfield	.272	28-25	92	18	25	3	0	6	19	46	.500	17	4	20	4	.407	0	0	1-1	0	0	0	.000	
9 Jax Biggers	.264	26-25	87	11	23	4	0	2	12	33	.379	14	1	12	1	.362	3	3	1-1	30	44	2	.974	
33 Grant Koch	.255	30-28	98	19	25	4	0	5	20	44	.449	17	1	16	2	.361	3	0	1-2	237	17	0	1.000	

48 Zack Plunkett	.500	3-0	2	1	1	0	0	1	1	4	2.000	0	0	0	0	.500	0	0	0-0	1	0	0	1.000	
13 Jordan McFarland	.277	26-19	65	15	18	1	0	1	4	22	.338	10	1	16	0	.382	0	0	0-1	121	10	3	.978	
6 Hunter Wilson	.250	10-5	16	2	4	1	0	0	2	5	.313	1	1	3	1	.333	0	0	2-2	21	8	3	.906	
27 Evan Lee	.238	8-5	21	4	5	1	0	2	6	12	.571	2	0	9	0	.292	1	1	1-1	0	2	0	1.000	
3 Jared Gates	.212	13-8	33	2	7	1	0	1	6	11	.333	4	1	9	1	.308	1	0	0-0	63	3	0	1.000	
7 Jack Kenley	.194	21-10	36	4	7	1	0	0	5	8	.222	5	1	8	0	.302	1	2	1-1	16	26	1	.977	
12 Casey Opitz	.143	6-2	7	0	1	0	0	0	2	1	.143	1	0	3	0	.222	1	0	0-0	19	8	1	.964	
Totals	.302	30	1026	183	310	52	1	45	174	499	.486	122	19	222	14	.380	19	10	13-18	769	261	29	.973	
Opponents	.258	30	970	143	250	37	1	33	129	388	.400	94	12	266	22	.328	11	17	9-16	761	240	29	.972	

LOB - Team (254), Opp (192). DPs turned - Team (25), Opp (18). CI - Team (0), Opp (2). IBB - Team (2), C. Shaddy 1, G. Koch 1, Opp (2). Picked off - J. McFarland 1.

(SEC games only Sorted by Earned run avg)

Player	era	w-l	app	gs	cg	sho	sv	ip	h	r	er	bb	so	2b	3b	hr	b/avg	wp	hp	bk	sfa	sha
21 Kacey Murphy	3.24	4-4	10	9	0	0/1	0	58.1	53	27	21	10	56	7	1	10	.243	5	2	0	3	7
16 Blaine Knight	3.70	6-0	10	10	0	0/0	0	58.1	57	28	24	14	61	6	0	12	.253	0	4	0	2	2
55 Isaiah Campbell	5.09	3-3	9	8	0	0/1	0	35.1	38	22	20	15	34	11	0	3	.281	4	1	0	1	2

34 Jake Reindl	1.25	2-0	11	0	0	0/0	3	21.2	16	5	3	11	30	0	0	0	.205	3	2	0	0	0
46 Barrett Loseke	2.79	2-2	10	0	0	0/0	2	19.1	15	6	6	15	18	1	0	1	.234	1	0	1	2	3
28 Kole Ramage	3.97	0-0	6	2	0	0/0	0	11.1	10	9	5	4	16	3	0	1	.227	4	1	0	1	1
32 Matt Cronin	4.18	0-1	11	0	0	0/2	7	23.2	13	11	11	7	27	2	0	2	.157	2	0	0	0	1
27 Evan Lee	5.62	1-2	8	1	0	0/0	0	8.0	15	7	5	2	6	2	0	1	.417	0	0	0	1	0
4 Bryce Bonnin	7.36	0-0	2	0	0	0/0	0	3.2	7	3	3	2	1	2	0	1	.467	2	0	0	0	0
88 Zebulon Vermillion	7.36	0-0	3	0	0	0/0	0	3.2	6	3	3	0	6	1	0	0	.375	1	0	0	0	0
57 Cody Scroggins	11.57	0-0	6	0	0	0/0	0	4.2	6	6	6	2	6	0	0	1	.300	2	1	0	0	1
31 Caleb Bolden	12.00	0-0	2	0	0	0/0	0	3.0	4	4	4	4	2	0	0	1	.364	2	0	0	0	0
35 Jacob Kostyshock	13.50	0-0	3	0	0	0/0	0	4.2	8	9	7	5	3	2	0	0	.381	1	1	0	0	0
99 Jackson Rutledge	27.00	0-0	3	0	0	0/0	0	0.2	2	3	2	3	0	0	0	0	.500	3	0	0	1	0
Totals	4.21	18-12	30	30	0	2/2	12	256.1	250	143	120	94	266	37	1	33	.258	30	12	1	11	17
Opponents	5.96	12-18	30	30	0	0/0	8	253.2	310	183	168	122	222	52	1	45	.302	27	19	1	19	10

PB - Team (4), G. Koch 3, C. Opitz 1, Opp (4). Pickoffs - Team (4), C. Opitz 1, B. Knight 1, K. Murphy 1, E. Lee 1, Opp (1). SBA/ATT - G. Koch (9-13), I. Campbell (2-5), B. Knight (2-4), C. Opitz (0-3), B. Loseke (1-2), M. Cronin (1-1), E. Lee (1-1), C. Scroggins (1-1), K. Murphy (1-1), J. Reindl (0-1).

2018 Overall Statistics



2018 Arkansas Baseball Games Summary for Arkansas (as of May 28, 2018) (All games)



Score by innings	1	2	3	4	5	6	7	8	9	EX	Total
Arkansas	54	63	45	41	48	41	54	39	13	2	400
Opponents	28	25	35	18	40	32	21	31	14	2	246

Record when ...

Overall	39-18	After 6 leading	32-2
Conference	18-12 trailing	4-13
Non-Conference	21-6 tied	3-3
Home games	30-3	After 7 leading	33-1
Away games	6-13 trailing	2-16
Neutral site	3-2 tied	2-1
Day games	22-13	After 8 leading	33-0
Night games	17-5 trailing	0-16
vs Left starter	7-6 tied	3-2
vs Right starter	32-12		
1-Run games	8-10	Hit 0 home runs	6-6
2-Run games	7-5	... 1 home run	17-8
5+Run games	14-2	... 2+ home runs	16-4
Extra innings	1-1		
Shutouts	6-0	Opponent 0 home runs	20-7
	 1 home run	11-7
	 2+ HRs	8-4
Scoring 0-2 runs	3-5		
..... 3-5 runs	9-10		
..... 6-9 runs	15-2	Made 0 errors	21-4
..... 10+ runs	12-1 1 error	10-5
	 2+ errors	8-9
Opponent 0-2 runs	17-1		
..... 3-5 runs	13-7	Opp. made 0 errors	13-10
..... 6-9 runs	9-7 1 error	14-3
..... 10+ runs	0-3 2+ errors	12-5
Scored in 1st inning	20-3	Out-hit opponent	32-8
Opp. scored in 1st	11-5	Out-hit by opponent	3-9
Scores first	26-8	Hits are tied	4-1
Opp. scores first	13-10		

Record when team scores:

Runs	0	1	2	3	4	5	6	7	8	9	10+
W-L	0-0	1-2	2-3	3-3	2-4	4-3	3-1	6-1	3-0	3-0	12-1

Record when opponent scores:

Runs	0	1	2	3	4	5	6	7	8	9	10+
W-L	6-0	5-0	6-1	4-3	8-1	1-3	3-3	3-3	1-1	2-0	0-3

Record when leading after:

Inn.	1	2	3	4	5	6	7	8
W-L	17-1	23-6	24-8	25-8	29-5	32-2	33-1	33-0

Record when trailing after:

Inn.	1	2	3	4	5	6	7	8
W-L	6-5	6-7	8-6	7-5	8-9	4-13	2-16	0-16

Record when tied after:

Inn.	1	2	3	4	5	6	7	8
W-L	16-12	10-5	7-4	7-5	2-4	3-3	2-1	3-2

Current losing streak: 1
 Longest winning streak: 6
 Longest losing streak: 3

Home attendance : 255293 (30 dates avg = 8509)
 Away attendance : 128016 (23 dates avg = 5565)
 Total attendance: 383309 (53 dates avg = 7232)

#16 BLAINE

KNIGHT

RHP • 6-3 • 170 • JUNIOR
BRYANT, ARKANSAS
BRYANT HS



CAREER HIGHS

Category	High	Opponent (Last)	Date
Innings	8.0	Alabama	3/31/17
Longest Start	8.0	Alabama	3/31/17
Shortest Start	2.0	2x (at Ok. St.)	3/29/16
Longest Relief	4.1	W. Illinois	3/12/16
Hits	8	2x (at LSU)	5/4/18
Runs	8	at Auburn	4/21/17
Earned Runs	8	at Auburn	4/21/17
Walks	4	2x (at No. 2 Florida)	3/23/18
Strikeouts	11	2x (No. 20 Texas A&M)	5/11/18

CAREER VS. 2018 OPPONENTS

Team	ERA	W-L	G-GS	IP	H	R	ER	BB-K
Arizona	1.50	0-1	1-1	6.0	5	2	1	0-10
Florida	0.00	--	1-0	1.0	2	1	0	1-1
Ole Miss	4.05	0-1	2-1	11.1	10	5	5	3-16
ULM	0.00	--	1-0	3.0	1	0	0	1-3
Auburn	34.29	0-1	1-1	2.1	8	8	8	4-1
Grambling St.	0.00	--	1-0	2.0	3	0	0	0-0
Missouri St.	6.00	--	2-1	6.0	4	4	4	3-8
Mississippi St.	1.57	2-0	3-3	17.2	13	5	3	2-21
Alabama	2.21	1-0	2-2	12.2	7	3	3	1-11
LSU	0.00	1-0	2-1	9.2	9	5	0	5-14
Texas A&M	1.11	1-1	3-1	8.1	6	2	1	0-3
Georgia	1.50	1-0	1-1	6.0	5	1	1	1-5

2018 HIGHLIGHTS

- Has been part of the Opening Weekend rotation for three-straight years dating back to 2016.
- Currently sporting the fourth-lowest ERA in the SEC at 2.77.
- Threw a scoreless five innings on Opening Day against Bucknell and a scoreless six innings against USC. Currently has four outings of five or more innings with no runs allowed.
- After giving up a home run in the first inning against Kent State (March 9), he retired 12 of the next 13 batters and had his third-straight quality start.
- Outdueled Brady Singer and the Florida Gators, going 6.2 innings with just three earned runs allowed on March 23.
- Struck out 10 Gator batters, just one shy of his career-high, but is the first Razorback pitcher with 10 or more strikeouts in an outing this year.
- Pitched six or more innings for the fifth time in his previous six starts after going 6.0 against Ole Miss, picking up his second-consecutive victory.
- Outlasted Casey Mize and the Auburn Tigers on April 6, allowing just one run over 6.1 innings, his third-straight quality start.
- Pitched his longest outing of the year against No. 20 Texas A&M (May 11), going seven innings and tying a career high with 11 strikeouts on 105 pitches.
- Is the only pitcher in the SEC with an undefeated record and an ERA under 3.00.
- Arkansas is 11-3 in games that Knight has started.
- His nine wins are second most among SEC pitchers and ties for 16th most in the nation.
- Needs one more win to crack into the top nine of the Arkansas all-time chart for wins in a season.
- Currently has 224 career strikeouts ranking seventh all time in school history.
- Remained undefeated on the year, picking up his 10th win against top-seed Florida in the SEC Tournament third round.
- At 10-0, he is currently the only Division I pitcher with that record this year.
- Allowed just one run to the Gators, a home run to Jonathan India, over six innings and allowed four hits coupled with four strikeouts on 99 pitches.

KNIGHT'S CAREER APPEARANCES

Blaine Knight 2016 Game-By-Game (Freshman) (18 Appearances, 7 Starts)

Date	Opponent	IP	H	R-ER	BB	K	Result
2/20/16	Central Michigan*	5.0	4	2-2	0	3	W, 1-0
2/27/16	vs. #9 Houston*	2.0	4	1-1	1	3	ND
3/5/16	Eastern Illinois*	3.1	7	5-5	1	4	ND
3/12/16	Western Illinois	4.1	3	0-0	2	5	W, 2-0
3/16/16	Grambling St.	2.0	3	0-0	0	0	ND
3/29/16	at #16 Oklahoma St.*	2.0	4	3-3	1	1	ND
4/2/16	Missouri	3.1	4	1-1	1	2	ND
4/8/16	at #14 Ole Miss	4.0	3	0-0	1	6	ND
4/12/16	ULM*	3.0	1	0-0	1	3	ND
4/16/16	#2 Florida	1.0	2	1-0	1	1	ND
4/19/16	#25 Creighton	1.0	1	0-0	0	2	ND
4/23/16	at #12 Kentucky	2.1	3	0-0	1	2	ND
4/26/16	#18 Oklahoma St.	0.1	0	0-0	0	0	ND
4/30/16	#2 Texas A&M	1.0	1	0-0	0	0	ND
4/30/16	#2 Texas A&M	1.1	2	2-1	0	1	L, 2-1
5/7/16	at #13 LSU	3.2	6	5-0	2	8	ND
5/15/16	Alabama*	4.2	4	2-2	1	4	ND
5/21/16	at #4 Mississippi St.*	4.0	5	2-1	1	1	ND
TOTALS	18 G, 7 GS	48.1	57	24-16	14	46	2-1

Blaine Knight 2017 Game-By-Game (Sophomore) (17 Appearances, 16 Starts)

Date	Opponent	IP	H	R-ER	BB	K	Result
2/17/17	Miami (Ohio)*	4.0	3	0-0	0	5	W, 1-0
2/24/17	Bryant*	5.0	4	3-3	1	4	ND
3/3/17	vs. #5 Arizona*	6.0	5	2-1	0	10	L, 1-1
3/10/17	Rhode Island*	4.1	6	2-2	0	4	ND
3/17/17	Mississippi St.*	7.0	3	1-1	0	11	W, 2-1
3/24/17	at #18 Missouri*	6.0	5	2-2	1	7	W, 3-1
3/31/17	at Alabama*	8.0	3	1-1	0	7	W, 4-1
4/7/17	#13 LSU*	6.0	3	0-0	3	6	W, 5-1
4/13/17	Georgia*	6.0	5	1-1	1	5	W, 6-1
4/21/17	at #10 Auburn*	2.1	8	8-8	4	1	L, 6-2
4/27/17	Ole Miss*	7.1	7	5-5	2	10	L, 6-3
5/4/17	at Tennessee*	5.0	5	3-3	1	2	ND
5/13/17	#25 Vanderbilt*	5.0	6	1-1	3	5	L, 6-4
5/20/17	at #22 Texas A&M*	6.0	3	0-0	0	2	W, 7-4
5/26/17	vs. Mississippi St.*	6.2	5	2-1	1	9	W, 8-4
6/3/17	#21 Missouri State*	5.1	4	4-4	2	8	ND
6/5/17	#21 Missouri State	0.2	0	0-0	1	0	ND
TOTALS	17 G, 16 GS	90.2	75	35-33	20	96	8-4

Blaine Knight 2018 Game-By-Game (Junior) (15 Appearances, 15 Starts)

Date	Opponent	IP	H	R-ER	BB	K	Result
2/16/18	Bucknell*	5.0	0	0-0	2	4	W, 1-0
2/23/18	vs. Cal Poly*	6.0	5	1-1	1	7	ND
3/2/18	USC*	6.0	6	0-0	1	4	W, 2-0
3/9/18	Kent State*	6.0	4	1-1	0	6	W, 3-0
3/16/18	#4 Kentucky*	4.2	6	2-2	1	4	ND
3/23/18	at #2 Florida*	6.2	5	3-3	4	10	W, 4-0
3/29/18	at #4 Ole Miss*	6.0	7	4-2	1	7	W, 5-0
4/6/18	#13 Auburn*	6.1	6	1-1	1	6	W, 6-0
4/12/18	South Carolina*	4.0	6	1-1	0	4	ND
4/20/18	at Mississippi St.*	5.2	5	3-3	1	5	ND
4/27/18	Alabama*	6.0	3	3-3	3	6	W, 7-0
5/4/18	at LSU*	6.0	8	4-4	2	3	ND
5/11/18	#20 Texas A&M*	7.0	5	3-3	0	11	W, 8-0
5/17/18	at #13 Georgia*	6.0	6	4-2	1	5	W, 9-0
5/25/18	vs. Florida	6.0	4	1-1	3	4	W, 10-0
TOTALS	15 G, 15 GS	87.1	76	31-27	21	86	10-0

#21 KACEY MURPHY

LHP • 6-0 • 200 • JUNIOR
ROGERS, ARKANSAS
ROGERS HERITAGE HS



CAREER HIGHS

Category	High	Opponent (Last)	Date
Innings	7.1	No. 20 Texas A&M	5/12/18
Longest Start	7.1	No. 20 Texas A&M	5/12/18
Shortest Start	3.0	Alcorn State	3/15/17
Longest Relief	5.1	No. 4 Kentucky	3/17/18
Hits	8	at Mississippi St.	4/21/18
Runs	6	vs. South Carolina	5/23/18
Earned Runs	5	2x (vs. South Carolina)	5/23/18
Walks	4	New Orleans	3/22/17
Strikeouts	11	Alabama	4/28/18

CAREER VS. 2018 OPPONENTS

Team	ERA	W-L	G-GS	IP	H	R	ER	BB-K
Arizona	8.18	0-0	1-0	1.1	2	1	1	1-0
Ole Miss	22.50	0-0	1-1	1.2	3	3	3	2-2
ULM	3.60	1-0	1-1	5.0	3	2	2	1-9
Auburn	5.29	0-0	2-0	5.1	6	3	3	0-5
South Carolina	45.00	0-0	1-0	0.2	3	1	1	1-0
Missouri St.	6.92	0-1	4-2	9.1	8	9	7	5-15
Mississippi St.	0.00	0-0	2-0	1.1	0	0	0	0-1
Texas A&M	0.00	0-0	1-0	0.0	1	0	0	1-0

2018 HIGHLIGHTS

- Earned his first win of the year in a midweek start against Arizona, allowing one hit in six innings in a 1-0 win over the Wildcats.
- Has gone five or more innings in four of his five outings this year. Currently has the second-most innings on the team (27.2).
- Threw 5.1 innings of relief against No. 4 Kentucky, earning his third win of the year and first out of the bullpen in 2018.
- Earned the weekend start against Ole Miss by allowing just three earned runs over 6.1 innings against No. 2 Florida, his third appearance with five or more strikeouts.
- Pitched a perfect game into the seventh inning of a seven-inning game vs. South Carolina (April 14), striking out six in the process.
- Struck out a career-high 11 batters against Alabama (April 28) over just five innings.
- Worked a career-long outing against No. 20 Texas A&M (May 12) with no runs allowed, four hits, five strikeouts, and only two walks.

MURPHY'S CAREER APPEARANCES

Kacey Murphy 2018 Game-By-Game (Junior)
(14 Appearances, 13 Starts)

Date	Opponent	IP	H	R-ER	BB	K	Result
2/22/18	vs. Arizona*	6.0	1	0-0	1	6	W, 1-0
3/4/18	USC*	4.0	5	1-0	2	2	ND
3/13/18	Texas*	6.0	5	2-2	0	3	W, 2-0
3/17/18	#4 Kentucky	5.1	7	2-2	0	5	W, 3-0
3/25/18	at #2 Florida*	6.1	4	4-3	3	6	L, 3-1
3/31/18	at #4 Ole Miss*	4.1	5	4-1	0	4	L, 3-2
4/7/18	#13 Auburn*	7.0	5	2-2	0	7	W, 4-2
4/14/18	South Carolina*	6.0	1	0-0	0	6	W, 5-2
4/21/18	at Mississippi St.*	6.2	8	3-3	0	3	L, 5-3
4/28/18	Alabama*	5.0	6	3-3	2	11	ND
5/5/18	at LSU*	6.1	7	4-2	2	5	L, 5-4
5/12/18	#20 Texas A&M*	7.1	4	0-0	2	5	W, 6-4
5/18/18	at #13 Georgia*	4.0	6	5-5	1	4	ND
5/23/18	vs. South Carolina	5.2	5	6-5	2	2	W, 7-4
TOTALS	14 G, 13 GS	80.0	69	36-28	15	69	7-4

Kacey Murphy 2017 Game-By-Game (Sophomore)
(19 Appearances, 10 Starts)

Date	Opponent	IP	H	R-ER	BB	K	Result
2/19/17	Miami (Ohio)	1.0	0	0-0	0	1	ND
2/24/17	Bryant	0.1	1	0-0	1	1	ND
3/3/17	vs. #5 Arizona	1.1	2	1-1	1	0	ND
3/8/17	ULM*	5.0	3	2-2	1	9	W, 1-0
3/15/17	Alcorn State*	3.0	6	1-1	1	6	W, 2-0
3/19/17	Mississippi St.	0.1	0	0-0	0	0	ND
3/22/17	New Orleans*	2.2	2	0-0	4	3	ND
3/25/17	at #18 Missouri	0.0	3	3-3	1	0	ND
4/5/17	Grand Canyon*	4.0	5	0-0	0	10	W, 3-0
4/11/17	at Missouri State*	1.2	3	1-1	0	2	ND
4/15/17	Georgia	0.1	1	0-0	1	0	ND
4/19/17	Memphis*	7.0	1	0-0	1	7	W, 4-0
4/23/17	at #10 Auburn	3.1	2	1-1	0	2	ND
4/28/17	Ole Miss*	1.2	3	3-3	2	2	ND
5/13/17	#25 Vanderbilt	1.0	3	3-3	2	2	ND
5/25/17	vs. Mississippi St.	1.0	0	0-0	0	1	ND
5/27/17	vs. Florida*	7.0	2	0-0	3	8	W, 5-0
6/4/17	Oral Roberts*	3.2	4	3-3	1	6	ND
6/5/17	Missouri State*	5.0	2	2-2	2	8	L, 5-1
TOTALS	19 G, 10 GS	49.1	43	20-20	21	68	5-1

Kacey Murphy 2016 Game-By-Game (Freshman)
(14 Appearances, 0 Starts)

Date	Opponent	IP	H	R-ER	BB	K	Result
2/19/16	Central Michigan	0.1	0	0-0	1	1	ND
2/21/16	Central Michigan	0.2	0	0-0	1	0	ND
2/23/16	Mississippi Valley St.	1.0	1	1-1	1	1	ND
3/4/16	Eastern Illinois	1.0	1	0-0	0	0	ND
3/9/16	Gonzaga	0.1	0	1-1	0	0	ND
3/13/16	Western Illinois	1.2	0	0-0	0	2	ND
3/18/16	at #12 South Carolina	0.2	3	1-1	1	0	ND
3/26/16	Auburn	2.0	4	2-2	0	3	ND
4/3/16	Missouri	0.0	2	2-2	1	0	ND
4/19/16	#25 Creighton	0.2	1	0-0	0	1	ND
4/26/16	#18 Oklahoma St.	0.1	0	0-0	0	1	ND
5/1/16	#2 Texas A&M	0.0	1	0-0	1	0	ND
5/3/16	at Missouri St.	0.2	0	1-0	2	0	ND
5/17/16	Missouri St.	2.1	3	5-4	1	5	ND
TOTALS	14 G, 0 GS	11.2	16	13-11	9	14	0-0

Primary Starter

#55 ISAIAH CAMPBELL

RHP • 6-4 • 225 • R-SOPHOMORE
OLATHE, KAN.
OLATHE SOUTH HS



CAREER HIGHS

Category	High	Opponent (Last)	Date
Innings	8.0	No. 4 Kentucky	3/17/18
Longest Start	8.0	No. 4 Kentucky	3/17/18
Shortest Start	1.0	at No. 2 Florida	3/24/18
Longest Relief	5.0	Alabama	5/13/16
Hits	8	2x (at LSU)	5-6-18
Runs	6	2x (at Mississippi St.)	4/21/18
Earned Runs	5	3x (at LSU)	5-6-18
Walks	4	2x (at No. 2 Florida)	3/24/18
Strikeouts	8	No. 4 Kentucky	3/17/18

CAREER VS. 2018 OPPONENTS

Team	ERA	W-L	G-GS	IP	H	R	ER	BB-K
Florida	0.00	--	1-0	2.1	3	2	0	0-3
Memphis	0.00	--	1-1	2.2	2	0	0	1-2
Ole Miss	45.00	--	1-0	0.2	3	2	1	0-1
Grambling St.	6.75	1-0	1-1	4.0	4	3	3	1-4
South Carolina	9.00	--	1-0	1.0	1	1	1	0-0
Mississippi St.	3.00	0-1	1-1	3.0	3	3	1	3-1
Alabama	0.00	--	1-0	5.0	1	0	0	1-2
LSU	27.00	--	1-0	1.0	3	3	3	2-2
Texas A&M	2.90	--	1-0	3.1	3	1	1	1-1

2016 HIGHLIGHTS

- Made six starts in 13 appearances
- Recorded 23 strikeouts in 31.2 innings of work, while going 3-1 with a 3.69 ERA. His 31.2 innings were the fifth-most on the team and he tied for second in wins
- Recorded first career start, strikeout and win against Mississippi Valley State (Feb. 23), going 2.0 innings in a 21-4 victory
- Earned wins against Grambling State (March 15) and No. 25 Creighton (April 19)
- Made seven appearances in SEC play with one start
- Was one of three freshmen to have at least one start in conference play
- Compiled a 3.86 ERA against SEC teams, striking out 10 batters in 16.1 innings
- Longest outing and first quality start was against Alabama (May 13), allowing one run in 5.0 innings pitched with two strikeouts
- Had a career-high four strikeouts against Grambling State (March 15)
- Turned in scoreless outings against Gonzaga (March 9), at Memphis (April 6), No. 25 Creighton (April 19) and Alabama (May 13)
- Played for the Conejo Oaks in the California Collegiate Summer Baseball League where he was named to the South All-Star Team
- Named to the 2015-16 First-Year SEC Academic Honor Roll.

2018 HIGHLIGHTS

- Made first appearance since being shutdown for the 2017 season for bone spurs on Feb. 17 vs. Bucknell.
- Struck out a career-high seven batters over four innings on 78 pitches against Bucknell.
- Matched his career-high in strikeouts the next week by fanning seven San Diego State batters.
- Had a career outing against No. 4 Kentucky, throwing a career-high eight strikeouts over 8.0 innings, which was also a career-long.
- Won his first game in three weeks after throwing five shutout innings against South Carolina (April 14).

CAMPBELL'S CAREER APPEARANCES

Isaiah Campbell 2016 Game-By-Game (Freshman)
(13 Appearances, 6 Starts)

Date	Opponent	IP	H	R-ER	BB	K	Result
2/23/16	Miss. Valley State*	2.0	2	1-1	0	1	W, 1-0
3/9/16	Gonzaga	0.1	1	0-0	0	1	ND
3/15/16	Grambling State*	4.0	4	3-3	1	4	W, 2-0
3/18/16	at South Carolina	1.0	1	1-1	0	0	ND
4/6/16	at Memphis*	2.2	2	0-0	1	2	ND
4/9/16	at Ole Miss	0.2	3	2-1	0	1	ND
4/14/16	Florida	2.1	3	2-0	0	3	ND
4/19/16	Creighton*	3.0	2	0-0	0	2	W, 3-0
4/26/16	Oklahoma State*	3.1	3	3-2	2	2	ND
5/1/16	Texas A&M	3.1	3	1-1	1	1	ND
5/7/16	at LSU	1.0	3	3-3	2	2	ND
5/13/16	Alabama	5.0	1	0-0	1	2	ND
5/20/16	at Mississippi St.*	3.0	3	3-1	3	1	L, 3-1
TOTALS	13 G, 6 GS	31.2	31	19-13	11	23	3-1

Isaiah Campbell 2017 Game-By-Game (Sophomore)
(17 Appearances, 16 Starts)

Date	Opponent	IP	H	R-ER	BB	K	Result
2/25/17	Bryant	0.2	3	3-3	1	1	ND
TOTALS	1 G, 0 GS	0.2	3	3-3	1	1	0-0

Isaiah Campbell 2018 Game-By-Game (R-Sophomore)
(14 Appearances, 13 Starts)

Date	Opponent	IP	H	R-ER	BB	K	Result
2/17/18	Bucknell*	4.0	3	1-1	2	7	W, 1-0
2/24/18	at San Diego State*	5.0	5	2-1	1	7	ND
3/3/18	USC*	5.1	3	1-1	3	2	L, 1-1
3/9/18	Kent State*	3.2	5	5-1	2	3	L, 1-2
3/17/18	#4 Kentucky*	8.0	3	1-1	4	8	W, 2-2
3/24/18	at #2 Florida*	1.0	4	6-5	4	2	L, 2-3
4/8/18	#13 Auburn*	2.0	6	3-3	0	4	ND
4/14/18	South Carolina*	5.0	2	0-0	1	1	W, 3-3
4/21/18	at Mississippi St.*	5.2	8	6-5	3	6	L, 3-4
4/29/18	Alabama*	1.1	1	1-1	3	0	ND
5/6/18	at LSU*	4.1	8	5-5	0	3	L, 3-5
5/13/18	#20 Texas A&M*	5.0	5	0-0	0	7	W, 4-5
5/19/18	at #13 Georgia	3.0	1	0-0	0	3	ND
5/26/18	vs. LSU	5.0	4	2-2	1	7	L, 4-6
TOTALS	14 G, 13 GS	58.1	58	33-26	24	60	4-6

- Hasn't given up a run in his last eight innings, striking out a combined 10, including seven against No. 20 Texas A&M.
- Came out of the bullpen against No. 13 Georgia and held the Bulldogs hitless over the final three innings with no walks.
- Made the start in the semifinals of the SEC Tournament against LSU, going five scoreless before running into trouble in the sixth.
- Campbell retired 10 in a row before giving up a lead-off single in the sixth and then a two-run home run to Zach Watson.
- He struck out seven over five innings and allowed just one hit against the Tigers before the sixth inning.

By The Numbers

RECORD RUNDOWN

Overall.....	39-18
vs. Top-5 Teams.....	7-4
vs. Top-10 Teams.....	7-4
vs. Top-25 Teams.....	15-6
vs. Unranked Teams.....	24-12
At home.....	30-3
On the road.....	6-13
At neutral sites.....	3-2
In day games.....	19-13
In night games.....	20-5
In extra innings.....	0-0
vs. teams .500 or better.....	33-17
vs. teams .500 or worse.....	6-1
vs. left-handed starter.....	7-6
vs. right-handed starter.....	32-12
When starter receives decision.....	23-12
When reliever receives decision.....	16-6
When starter goes 5+ innings.....	24-8
When starter goes less than 5 innings.....	15-10
When scoring first.....	27-8
When opponent scores first.....	12-10
When leading after 6 innings.....	31-2
When trailing after 6 innings.....	3-14
When tied after 6 innings.....	4-3
When leading after 8 innings.....	37-0
When trailing after 8 innings.....	0-16
When tied after 8 innings.....	2-2
In one-run games.....	8-10
In two-run games.....	7-5
Series W-L-T.....	11-5-0
Series sweeps/times swept.....	8/1
When scoring 0-2 runs.....	3-6
When scoring 3-5 runs.....	9-9
When scoring 6-9 runs.....	15-2
When scoring 10+ runs.....	12-1
Shutouts vs. times shut out.....	6/0
When opponent scores 5 runs or less.....	30-8
When opponent scores 5 runs or more.....	10-9
When collecting 0-3 hits.....	1-1
When collecting 4-6 hits.....	3-1
When collecting 7-9 hits.....	9-9
When collecting 10-12 hits.....	18-5
When collecting 13+ hits.....	8-2
When out-hitting opponent.....	33-8
When out-hit by opponent.....	2-7
When hits are equal.....	3-1
When hitting a home run.....	32-11
When opponent hits a home run.....	20-11
When errorless.....	21-4
When committing one error.....	10-5
When committing 2+ errors.....	7-8
When opponent is errorless.....	13-9
Vs. SEC.....	20-13
Vs. SEC East.....	9-5
Vs. SEC West.....	11-8
Vs. non-conference.....	18-5
Game 1 of weekend series.....	11-2
Game 2 of weekend series.....	6-7
Game 3 of weekend series.....	9-4
In February.....	6-2
In March.....	13-7
In April.....	13-4
In May.....	7-5
In June.....	0-0

MULTIPLE-HIT GAMES

Name	2	3	4	5+	Total
Casey Martin	17	3	2	--	22
Heston Kjerstad	15	6	--	--	21
Eric Cole	10	8	2	--	20
Dominic Fletcher	13	5	--	--	18
Jax Biggers	11	1	1	--	13
Carson Shaddy	9	4	--	--	13
Grant Koch	11	--	--	--	11
Luke Bonfield	7	3	--	--	10
Jordan McFarland	8	1	--	--	9

CAREER MULTIPLE-HIT GAMES

Name	2015	2016	2017	2018	Total
Jax Biggers	--	--	23	13	36
Luke Bonfield	--	14	24	10	48
Eric Cole	--	8	15	20	43
Dominic Fletcher	--	--	18	18	36
Jared Gates	--	--	5	5	10
Heston Kjerstad	--	--	--	21	21
Grant Koch	--	7	15	11	33
Carson Shaddy	5	21	15	13	54
Casey Martin	--	--	--	22	22

MULTIPLE-RBI GAMES

Name	2	3	4	5+	Total
Eric Cole	8	3	1	--	12
Casey Martin	5	3	1	2	11
Carson Shaddy	4	5	2	--	11
Heston Kjerstad	5	4	2	--	11
Grant Koch	6	2	1	--	9
Dominic Fletcher	5	--	1	2	8
Luke Bonfield	4	2	2	--	8
Jax Biggers	3	1	1	--	5
Jared Gates	4	--	1	--	5

HITTING STREAKS

Name	CURRENT	2018	CAREER
Jax Biggers	3	8	9
Luke Bonfield	--	8	8
Eric Cole	--	12	12
Dominic Fletcher	--	7	8
Grant Koch	--	8	8
Heston Kjerstad	--	14	14
Carson Shaddy	--	8	11
Casey Martin	--	13	13
Jordan McFarland	--	10	10

REACHED BASE

Name	CURRENT	2018	CAREER
Jax Biggers	3	15	15
Luke Bonfield	16	20	20
Eric Cole	9	16	16
Dominic Fletcher	--	13	13
Grant Koch	--	18	18
Jared Gates	5	9	17
Carson Shaddy	--	9	19
Heston Kjerstad	--	16	16
Evan Lee	--	4	7
Casey Martin	--	25	25
Jordan McFarland	--	10	10
Casey Opitz	--	4	4

HOME RUNS

Career Home Runs	SOLO	2R	3R	GS	Total
Jax Biggers	4	2	1	-	7
Luke Bonfield	10	10	5	-	24
Eric Cole	11	3	2	1	17
Dominic Fletcher	11	5	4	-	20
Grant Koch	9	8	6	1	24
Jared Gates	6	4	-	-	10
Carson Shaddy	12	11	2	-	25
Casey Martin	5	4	4	-	13
Heston Kjerstad	7	2	2	-	10
Jordan McFarland	2	-	-	1	3
Zack Plunkett	1	-	-	-	1
Evan Lee	2	-	1	-	3
Hunter Wilson	-	-	-	1	1

BREAKDOWN

Total.....	84
At Baum Stadium.....	50
On The Road.....	26
At Neutral Site.....	8
Vs. RHP.....	62
Vs. LHP.....	17
w/ 0 Outs.....	29
w/ 1 Out.....	31
w/ 2 Outs.....	25
Solo.....	45
Two-Run.....	20
Three-Run.....	18
Grand Slam.....	3
Back-To-Back.....	2
Pinch-Hit.....	1
Walk-Off.....	0
Before the 7th Inning.....	60
7th Inning and Beyond.....	23
Opponent Total.....	39
Last HR Given Up.....	Z. Watson (LSU) May 26
Longest Stretch Without HR Allowed.....	6 games
Current Streak of No HR Allowed.....	0 games

Soovieville Slugger Chart

No.	Player	Gm#	Date	Opponent	Pitcher	On Base	Inn	Outs	Count	Score	Final
1.	C. Shaddy	1	Feb. 16	Bucknell	Taylor	..2.	2	2	0-0	7-0	W, 14-2
2.	L. Bonfield	2	Feb. 17	Bucknell	Grabek	..2.	1	1	2-0	0-1	W, 32-4
3.	C. Shaddy	2	Feb. 17	Bucknell	Grabek	0..	2	1	3-1	3-1	W, 32-4
4.	D. Fletcher	2	Feb. 17	Bucknell	Grabek	..2.	2	1	1-0	5-1	W, 32-4
5.	G. Koch	2	Feb. 17	Bucknell	Grabek	0..	2	2	0-0	8-1	W, 32-4
6.	C. Martin	2	Feb. 17	Bucknell	Strahm	..2.	6	0	1-1	22-2	W, 32-4
7.	J. Gates	2	Feb. 17	Bucknell	Korchak	1..	6	0	2-2	25-2	W, 32-4
8.	E. Cole	3	Feb. 18	Bucknell	Gottesman	0..	7	1	1-0	2-1	W, 3-1
9.	H. Kjerstad	4	Feb. 21	vs. Arizona	Labaut. R.	0..	5	1	0-0	0-0	W, 1-0
10.	D. Fletcher	5	Feb. 23	vs. Cal Poly	Dollard	1..	7	2	0-0	1-3	L, 3-4
11.	E. Cole	6	Feb. 24	at San Diego State	Pyatt	*0..	6	0	0-0	1-1	W, 5-2
12.	C. Martin	8	Feb. 28	Dayton	Wagner, R.	..2.	2	2	0-0	0-0	W, 18-1
13.	C. Martin	8	Feb. 28	Dayton	Kutruff, M.	1..	7	2	1-1	14-0	W, 18-1
14.	J. Gates	9	March 1	Dayton	Cline, A.	0..	4	1	-	2-0	W, 11-0
15.	H. Kjerstad	9	March 1	Dayton	Jones, T.	..2.	5	1	1-2	3-0	W, 11-0
16.	L. Bonfield	10	March 2	USC	Clark. C.	1..	1	2	0-1	0-0	W, 4-0
17.	E. Cole	11	March 3	USC	Longrie, Q.	*0..	8	0	2-1	0-2	L, 3-1
18.	G. Koch	13	March 9	Kent State	Kraus	1..	2	0	1-1	0-2	W, 7-2
19.	E. Cole	13	March 9	Kent State	Kraus	..2.	4	1	2-2	3-1	W, 7-2
20.	C. Shaddy	13	March 9	Kent State	Schreiber	0..	5	2	2-0	6-1	W, 7-2
21.	C. Martin	15	March 11	Kent State	Schultz	*0..	7	0	3-2	4-4	W, 11-4
22.	J. McFarland	15	March 11	Kent State	Schultz	0..	7	0	3-2	5-4	W, 11-4
23.	C. Shaddy	15	March 11	Kent State	Schultz	0..	7	1	1-1	6-4	W, 11-4
24.	J. McFarland	15	March 11	Kent State	Parks	..3	8	1	1-1	7-4	W, 11-4
25.	C. Martin	16	March 13	Texas	Whelan	..2.	5	1	0-2	8-2	W, 13-4
26.	C. Martin	17	March 14	Texas	O'Donnell	0..	2	2	1-1	0-2	W, 7-5
27.	E. Cole	18	March 16	Kentucky	S. Hjelle	0..	1	1	1-2	0-0	W, 9-4
28.	G. Koch	18	March 16	Kentucky	M. Hazelwood	1..	5	1	1-0	4-2	W, 9-4
29.	G. Koch	18	March 16	Kentucky	T. Lockhart	0..	7	2	0-1	6-2	W, 9-4
30.	E. Cole	18	March	Kentucky	J. Lewis	0..	1	1	1-1	0-0	W, 14-2
31.	L. Bonfield	19	March 17	Kentucky	J. Lewis	0..	1	2	0-1	1-0	W, 14-2
32.	H. Kjerstad	19	March 17	Kentucky	J. Lewis	..2.	3	1	1-1	4-0	W, 14-2
33.	J. Biggers	19	March 17	Kentucky	J. Lewis	..2.	5	1	2-1	8-1	W, 14-2
34.	Z. Plunkett	19	March 17	Kentucky	A. McGeorge	*0..	8	0	2-2	13-1	W, 14-2
35.	C. Shaddy	20	March 17	Kentucky	Z. Haake	1..	1	2	1-2	5-0	W, 16-9
36.	L. Bonfield	20	March 17	Kentucky	Z. Haake	0..	4	1	3-0	7-4	W, 16-9
37.	L. Bonfield	20	March 17	Kentucky	Z. Haake	0..	4	1	3-0	7-4	W, 16-9
38.	C. Shaddy	20	March 17	Kentucky	A. Maley	*0..	7	0	2-0	11-6	W, 16-9
39.	C. Martin	20	March 17	Kentucky	C. Coleman	1..	7	0	-	13-6	W, 16-9
40.	H. Kjerstad	21	March 21	at Charlotte	C. Gooding	1..	2	2	0-0	0-0	L, 6-3
41.	H. Kjerstad	21	March 21	at Charlotte	C. Bruce	*0..	9	0	2-1	2-6	L, 6-3
42.	D. Fletcher	22	March 23	at Florida	B. Singer	*0..	4	0	0-1	3-0	W, 6-3
43.	H. Kjerstad	22	March 23	at Florida	B. Singer	0..	6	2	1-1	5-2	W, 6-3
44.	G. Koch	23	March 24	at Florida	J. Kowar	1..	4	2	3-1	0-12	L, 17-2
45.	J. Gates	24	March 25	at Florida	Dyson	*0..	4	0	2-2	0-1	L, 5-4
46.	E. Lee	24	March 25	at Florida	Dyson	0..	4	0	0-1	1-1	L, 5-4
47.	J. Biggers	25	March 27	at Memphis	D. Denz	0..	3	2	0-1	0-1	W, 8-7
48.	J. Biggers	25	March 27	at Memphis	D. Denz	0..	3	2	0-1	0-1	W, 8-7
49.	C. Shaddy	26	March 29	at Ole Miss	R. Rolison	1..	2	0	0-0	2-0	W, 6-4
50.	J. McFarland	26	March 29	at Ole Miss	R. Rolison	0..	6	1	1-0	4-4	W, 6-4
51.	H. Kjerstad	28	March 31	at Ole Miss	J. McArthur	0..	6	2	0-0	1-5	L, 11-10
52.	D. Fletcher	28	March 31	at Ole Miss	J. McArthur	*0..	7	0	0-0	2-8	L, 11-10
53.	G. Koch	28	March 31	at Ole Miss	W. Ethridge	1..	7	0	0-0	3-8	L, 11-10
54.	E. Cole	28	March 31	at Ole Miss	W. Stokes	..2.	8	1	0-0	7-11	L, 11-10
55.	E. Lee	29	April 3	ULM	C. Gray	..2.	6	1	0-0	3-4	W, 10-9
56.	H. Kjerstad	30	April 4	ULM	R. Hebert	*0..	2	0	2-0	0-0	W, 4-0
57.	L. Bonfield	31	April 6	Auburn	C. Mize	0..	4	1	0-2	0-1	W, 2-1
58.	C. Shaddy	36	April 14	South Carolina	Hill	0..	2	1	2-0	0-0	W, 2-0
59.	C. Shaddy	37	April 14	South Carolina	Demurias	1..	6	1	2-0	1-0	W, 3-0
60.	H. Kjerstad	38	April 17	Missouri St.	Russell	*0..	5	0	2-2	4-7	W, 11-7
61.	C. Martin	38	April 17	Missouri St.	J. Fromson	..2.	5	2	0-1	6-7	W, 11-7
62.	E. Cole	39	April 20	at Mississippi State	K. Pilkington	..3	2	2	0-1	0-0	L, 5-6
63.	E. Lee	40	April 21	at Mississippi State	K. James	*0..	7	0	0-2	1-3	L, 3-5
64.	E. Cole	40	April 21	at Mississippi State	B. Smith	0..	9	2	1-0	2-5	L, 3-5
65.	D. Fletcher	43	April 27	Alabama	Finnerty	0..	3	2	3-1	3-2	W, 7-3
66.	C. Martin	43	April 27	Alabama	Finnerty	*0..	5	0	1-1	4-3	W, 7-3
67.	E. Cole	43	April 27	Alabama	Finnerty	1..	6	1	0-0	5-3	W, 7-3
68.	L. Bonfield	44	April 28	Alabama	Gardner	*0..	7	0	3-1	6-3	W, 7-4
69.	C. Martin	45	April 29	Alabama	Cameron	*0..	3	0	0-1	3-6	W, 9-7
70.	D. Fletcher	45	April 29	Alabama	Duarte	..2.	5	1	0-2	5-7	W, 9-7
71.	E. Cole	46	May 4	at LSU	Hess	*0..	1	0	3-2	0-0	W, 5-4
72.	G. Koch	46	May 4	at LSU	Hess	*0..	3	0	0-0	1-1	W, 5-4
73.	E. Cole	46	May 4	at LSU	Hess	*0..	8	0	0-1	2-4	W, 5-4
74.	D. Fletcher	47	May 5	at LSU	Hilliard	1..	3	1	2-1	0-2	L, 4-6
75.	H. Kjerstad	48	May 6	at LSU	Labas	0..	5	1	0-0	0-1	L, 5-7
76.	C. Shaddy	49	May 11	Texas A&M	Kilkenny	..2.	1	2	1-0	1-0	W, 9-3
77.	L. Bonfield	51	May 13	Texas A&M	Kolek	..2.	3	0	3-1	1-0	W, 6-3
78.	L. Bonfield	52	May 17	at Georgia	Locey	1..	7	0	-	3-4	W, 8-6
79.	H. Kjerstad	53	May 18	at Georgia	Hancock	1..	1	1	-	0-0	L, 7-8
80.	D. Fletcher	55	May 23	vs. South Carolina	L. Chapman	..2.	1	2	3-1	0-0	W, 13-8
81.	C. Martin	55	May 23	vs. South Carolina	Lomas	1..	4	1	1-2	8-1	W, 13-8
82.	C. Martin	55	May 23	vs. South Carolina	Coyne	0..	6	2	2-1	10-6	W, 13-8
83.	C. Martin	56	May 25	vs. Florida	Kowar	1..	2	1	1-0	0-0	W, 8-2
84.	H. Wilson	56	May 25	vs. Florida	Baker	..3	9	2	1-0	4-2	W, 8-2
85.	J. Gates	57	May 26	vs. LSU	Hess	0..	3	1	2-0	0-0	L, 1-2

* - indicates lead-off home run

By The Numbers

STARTERS GAME-BY-GAME

Opponent	W-L	IP	H	R	ER	BB	K
Bucknell	W	5.0	0	0	0	2	4
Bucknell	W	4.0	3	1	1	2	7
Bucknell	--	2.0	1	1	1	2	2
vs. Arizona	W	6.0	1	0	0	1	6
vs. Cal Poly	--	6.0	5	1	1	1	7
@ SDSU	--	5.0	5	2	1	1	7
@ San Diego	--	2.2	4	2	2	0	2
Dayton	W	6.0	7	0	0	0	6
Dayton	--	2.0	2	0	0	1	4
USC	W	6.0	6	0	0	1	4
USC	L	5.1	3	1	1	3	2
USC	--	4.0	5	1	0	2	2
Kent State	W	6.0	4	1	1	0	6
Kent State	L	3.2	5	5	1	2	3
Kent State	--	4.2	3	3	3	3	3
Texas	W	6.0	5	2	2	0	3
Texas	--	1.0	0	2	2	2	0
Kentucky	--	4.2	6	2	2	1	4
Kentucky	W	8.0	3	1	1	4	8
Kentucky	--	1.2	2	4	1	1	2
vs. Charlotte		CANCELLED					
@ Charlotte	--	3.0	0	0	0	1	8
@ Florida	W	6.2	5	3	3	4	10
@ Florida	L	1.0	4	6	5	4	2
@ Florida	L	6.1	4	4	3	3	6
vs. Memphis	W	2.2	6	5	4	1	5
@ Ole Miss	W	6.0	7	4	2	1	7
@ Ole Miss	L	1.0	4	3	2	1	0
@ Ole Miss	L	4.1	5	4	1	0	4
ULM	--	3.0	2	4	3	2	2
ULM	W	7.0	7	0	0	0	5
Auburn	W	6.1	6	1	1	1	6
Auburn	W	7.0	5	2	2	0	7
Auburn	--	2.0	6	3	3	0	4
Grambling St.	--	5.0	4	2	2	2	6
S. Carolina	--	4.0	6	1	1	0	4
S. Carolina	W	6.0	1	0	0	0	6
S. Carolina	W	5.0	2	0	0	1	1
Missouri St.	--	1.0	4	3	3	1	2
@ Miss. St.	--	5.2	5	3	3	1	5
@ Miss. St.	L	6.2	8	3	3	0	3
@ Miss. St.	L	5.2	8	6	5	3	6
Texas Tech	--	2.2	4	1	1	1	3
Texas Tech	--	--	--	--	--	--	--
Alabama	W	6.0	3	3	3	3	6
Alabama	--	5.0	6	3	3	2	11
Alabama	--	1.1	1	1	1	3	0
@ LSU	--	6.0	8	4	4	2	3
@ LSU	L	6.1	7	4	2	2	5
@ LSU	L	4.1	8	5	5	0	3
Texas A&M	W	7.0	5	3	3	0	11
Texas A&M	W	7.1	4	0	0	2	5
Texas A&M	W	5.0	5	0	0	0	7
@ Georgia	W	6.0	6	4	2	1	5
@ Georgia	--	4.0	6	5	5	1	4
@ Georgia	--	4.2	6	2	2	1	5
vs. S. Carolina	W	5.2	5	6	5	2	2
vs. Florida	W	6.0	4	1	1	3	4
vs. LSU	L	5.0	4	2	2	1	7

BULLPEN GAME-BY-GAME

Opponent	W-L-S	IP	H	R	ER	BB	K
Bucknell	--	4.0	2	2	0	0	7
Bucknell	--	5.0	4	3	3	2	5
Bucknell	W-S	7.0	5	0	0	2	6
vs. Arizona	S	3.0	1	0	0	3	5
vs. Cal Poly	L	3.0	2	3	1	2	2
@ SDSU	W	4.0	0	0	0	0	5
@ San Diego	L	5.1	8	5	4	2	5
Dayton	S	3.0	3	1	0	0	3
Dayton	W	7.0	2	0	0	1	9
USC	S	3.0	1	0	0	1	2
USC	--	3.2	2	2	2	2	2
USC	W	4.0	5	5	4	2	4
Kent State	--	3.0	3	1	1	1	5
Kent State	--	5.1	4	5	5	5	6
Kent State	W	4.1	3	1	0	1	1
Texas	S	3.0	4	2	2	2	1
Texas	W-S	8.0	9	5	5	7	9
Kentucky	W-S	4.1	6	2	2	3	6
Kentucky	--	1.0	2	1	1	0	2
Kentucky	W	7.1	12	5	4	0	9
vs. Charlotte		CANCELLED					
@ Charlotte	L	5.0	9	6	3	3	3
@ Florida	S	2.1	2	0	0	0	4
@ Florida	--	7.0	11	11	9	4	6
@ Florida	--	1.2	1	1	1	1	0
vs. Memphis	W	6.1	5	2	2	4	6
@ Ole Miss	S	3.0	1	0	0	1	5
@ Ole Miss	--	7.0	5	2	2	2	1
@ Ole Miss	--	3.2	5	7	6	5	2
ULM	W	7.0	5	5	1	4	10
ULM	--	2.0	0	0	0	1	2
Auburn	S	2.2	0	0	0	0	1
Auburn	--	2.0	1	0	0	2	1
Auburn	W	7.0	1	1	1	2	9
Grambling St.	W	4.0	4	4	4	1	7
S. Carolina	L	5.0	6	2	2	1	5
S. Carolina	S	1.0	0	0	0	0	1
S. Carolina	S	2.0	1	0	0	0	1
Missouri St.	W-S	4.0	1	0	0	1	7
@ Miss. St.	L	2.1	2	3	3	3	5
@ Miss. St.	--	1.1	2	2	2	1	1
@ Miss. St.	--	2.1	3	1	1	0	2
Texas Tech	W-S	6.1	0	0	0	2	14
Texas Tech	--	--	--	--	--	--	--
Alabama	S	3.0	3	0	0	0	4
Alabama	W-S	4.0	2	1	1	2	5
Alabama	W-S	7.2	5	6	5	12	13
@ LSU	W-S	3.0	1	0	0	3	4
@ LSU	--	1.2	2	2	0	3	2
@ LSU	--	3.2	5	2	2	0	2
Texas A&M	--	2.0	1	0	0	0	4
Texas A&M	S	1.2	2	1	1	1	2
Texas A&M	--	4.0	3	3	3	4	4
@ Georgia	S	3.0	3	1	1	0	3
@ Georgia	L	5.1	6	3	3	2	3
@ Georgia	L	3.1	2	1	1	1	3
vs. S. Carolina	--	3.1	6	2	2	2	3
vs. Florida	S	3.0	1	1	1	2	7
vs. LSU	--	4.0	1	0	0	0	3

RECORD PER STARTER

Pitcher (Total Starts)	Record
Blaine Knight (15)	11-4
Isaiah Campbell (13)	7-6
Keaton McKinney (1)	1-0
Kacey Murphy (13)	8-5
Barrett Loseke (2)	0-2
Caleb Bolden (4)	4-0
Hunter Milligan (2)	2-0
Bryce Bonnin (1)	1-0
Kole Ramage (2)	1-1
Jake Reindl (1)	1-0
Evan Lee (1)	0-1
Jackson Rutledge (2)	1-0

QUALITY STARTS

Pitcher (Total Starts)	QS	Record
Kacey Murphy (13)	8	5-3
Isaiah Campbell (13)	2	2-0
Blaine Knight (15)	9	8-1
Caleb Bolden (4)	2	2-0

RUN SUPPORT

Pitcher (Total Starts)	Runs	Per Start
Blaine Knight (15)	95	6.3
Isaiah Campbell (13)	92	7.1
Keaton McKinney (1)	3	3.0
Kacey Murphy (13)	85	6.5
Barrett Loseke (2)	9	4.5
Caleb Bolden (4)	40	10.0
Hunter Milligan (2)	18	9.0
Bryce Bonnin (1)	11	11.0
Kole Ramage (2)	18	9.0
Jake Reindl (1)	8	8.0
Evan Lee (1)	4	4.0
Jackson Rutledge (2)	15	7.5

Game-By-Game Batting Order

2018 RECORD: 39-18 • HOME: 30-3 • AWAY: 6-13 • NEUTRAL: 3-2 • SEC: 18-12 • NCAA TOURNAMENT: 0-0

Date	Opposing team	1	2	3	4	5	6	7	8	9
Feb. 16, 2018	BUCKNELL	Biggers	Fletcher	Cole	Bonfield	Kjerstad	Lee	Koch	Gates	Shaddy
Feb. 17, 2018	BUCKNELL	Biggers	Cole	Fletcher	Bonfield	Koch	Kjerstad	McFarland	Shaddy	Martin
Feb. 18, 2018	BUCKNELL	Biggers	Fletcher	Cole	Bonfield	Kjerstad	Lee	Koch	Gates	Shaddy
Feb. 21, 2018	vs. Arizona@	Biggers	Fletcher	Cole	Bonfield	Kjerstad	Koch	Gates	Shaddy	Wilson
Feb. 23, 2018	vs. Cal Poly^	Biggers	Fletcher	Cole	Bonfield	Kjerstad	Gates	Koch	Lee	Shaddy
Feb. 24, 2018	at San Diego State^	Biggers	Cole	Fletcher	Bonfield	Kjerstad	Shaddy	Gates	Koch	Martin
Feb. 25, 2018	at San Diego^	Biggers	Cole	Fletcher	Bonfield	Kjerstad	Shaddy	Gates	Opitz	Martin
Feb. 28, 2018	DAYTON	Biggers	Cole	Kjerstad	Gates	Fletcher	Lee	Koch	Wilson	Martin
March 1, 2018	DAYTON	Martin	Cole	Kjerstad	Bonfield	Fletcher	Gates	Shaddy	Opitz	Kenley
March 2, 2018	USC	Biggers	Cole	Kjerstad	Bonfield	Fletcher	Koch	Gates	Shaddy	Martin
March 3, 2018	USC	Biggers	Cole	Kjerstad	Bonfield	Koch	McFarland	Fletcher	Shaddy	Martin
March 4, 2018	USC	Biggers	Cole	Kjerstad	Bonfield	Lee	Martin	Gates	Koch	Wilson
March 9, 2018	KENT STATE	Biggers	Cole	Martin	Bonfield	Kjerstad	Koch	Fletcher	Gates	Shaddy
March 9, 2018	KENT STATE	Biggers	Cole	Martin	Bonfield	Kjerstad	Shaddy	Fletcher	McFarland	Opitz
March 11, 2018	KENT STATE	Biggers	Cole	Kjerstad	Bonfield	Fletcher	Martin	Gates	Koch	Shaddy
March 13, 2018	TEXAS	Martin	Cole	Kjerstad	Bonfield	Fletcher	Koch	Biggers	McFarland	Shaddy
March 14, 2018	TEXAS	Biggers	Cole	Kjerstad	McFarland	Fletcher	Martin	Lee	Koch	Wilson
March 16, 2018	KENTUCKY*	Biggers	Cole	Martin	Bonfield	Fletcher	McFarland	Kjerstad	Koch	Shaddy
March 17, 2018	KENTUCKY*-1	Biggers	Cole	Martin	Bonfield	Fletcher	McFarland	Kjerstad	Koch	Shaddy
March 17, 2018	KENTUCKY*-2	Biggers	Cole	Martin	Bonfield	Fletcher	McFarland	Kjerstad	Koch	Shaddy
March 21, 2018	at Charlotte	Biggers	Cole	Martin	Bonfield	Fletcher	McFarland	Kjerstad	Koch	Kenley
March 23, 2018	at Florida*	Biggers	Cole	Martin	Bonfield	Fletcher	McFarland	Kjerstad	Koch	Shaddy
March 24, 2018	at Florida*	Biggers	Cole	Martin	Bonfield	Fletcher	McFarland	Kjerstad	Koch	Shaddy
March 26, 2018	at Florida*	Biggers	Cole	Kjerstad	Fletcher	Gates	Lee	Koch	Wilson	Shaddy
March 28, 2018	at Memphis	Biggers	Cole	Martin	Bonfield	McFarland	Fletcher	Koch	Kjerstad	Shaddy
March 29, 2018	at Ole Miss*	Biggers	Cole	Martin	Bonfield	Kjerstad	Koch	Fletcher	McFarland	Shaddy
March 30, 2018	at Ole Miss*	Biggers	Cole	Martin	Bonfield	Kjerstad	Koch	Fletcher	McFarland	Shaddy
March 31, 2018	at Ole Miss*	Biggers	Cole	Martin	Kjerstad	Bonfield	Fletcher	McFarland	Koch	Shaddy
April 3, 2018	ULM	Lee	Cole	Martin	Kjerstad	Bonfield	Gates	Shaddy	Opitz	Kenley
April 4, 2018	ULM	Biggers	Cole	Martin	Kjerstad	Fletcher	McFarland	Lee	Koch	Wilson
April 6, 2018	AUBURN*	Biggers	Cole	Martin	Kjerstad	Bonfield	Fletcher	Koch	McFarland	Shaddy
April 7, 2018	AUBURN*	Biggers	Cole	Martin	Bonfield	Kjerstad	Koch	Fletcher	McFarland	Shaddy
April 8, 2018	AUBURN*	Biggers	Cole	Martin	Kjerstad	Bonfield	Fletcher	Koch	Gates	Shaddy
April 10, 2018	GRAMBLING STATE%	Biggers	Cole	Lee	Kjerstad	Fletcher	Gates	Kenley	Opitz	Wilson
April 12, 2018	SOUTH CAROLINA*	Biggers	Cole	Martin	Kjerstad	Bonfield	Fletcher	Koch	McFarland	Shaddy
April 14, 2018	SOUTH CAROLINA*-1	Martin	Cole	Bonfield	Kjerstad	Shaddy	Fletcher	Koch	McFarland	Biggers
April 14, 2018	SOUTH CAROLINA*-2	Martin	Cole	Bonfield	Kjerstad	Shaddy	Fletcher	Koch	McFarland	Biggers
April 17, 2018	MISSOURI STATE	Martin	Cole	Bonfield	Kjerstad	Shaddy	Fletcher	Koch	McFarland	Kenley
April 20, 2018	at Mississippi State*	Martin	Cole	Bonfield	Kjerstad	Shaddy	Koch	Fletcher	McFarland	Biggers
April 21, 2018	at Mississippi State*-1	Biggers	Cole	Martin	Kjerstad	Shaddy	Koch	Bonfield	Fletcher	McFarland
April 21, 2018	at Mississippi State*-2	Lee	Cole	Martin	Kjerstad	Gates	Fletcher	Biggers	Opitz	Wilson
April 24, 2018	TEXAS TECH	Cole	Kjerstad	Bonfield	Fletcher	Gates	McFarland	Biggers	Koch	Wilson
April 27, 2018	ALABAMA*	Cole	Kjerstad	Martin	Lee	Fletcher	Gates	Koch	Biggers	Kenley
April 28, 2018	ALABAMA*	Cole	Martin	Kjerstad	Bonfield	Fletcher	McFarland	Biggers	Koch	Kenley
April 29, 2018	ALABAMA*	Cole	Biggers	Martin	Bonfield	Kjerstad	Koch	Fletcher	McFarland	Kenley
May 4, 2018	at LSU*	Cole	Fletcher	Martin	Kjerstad	Lee	Gates	Biggers	Koch	Kenley
May 5, 2018	at LSU*	Cole	Fletcher	Martin	Kjerstad	Lee	Gates	Biggers	Koch	Kenley
May 6, 2018	at LSU*	Cole	Martin	Fletcher	Bonfield	Shaddy	Kjerstad	Koch	McFarland	Biggers
May 11, 2018	TEXAS A&M*	Cole	Martin	Kjerstad	Bonfield	Fletcher	Shaddy	Koch	Biggers	Wilson
May 12, 2018	TEXAS A&M*	Cole	Martin	Kjerstad	Bonfield	Shaddy	Fletcher	Koch	Gates	Kenley
May 13, 2018	TEXAS A&M*	Cole	Martin	Kjerstad	Bonfield	Fletcher	Shaddy	Koch	Wilson	Kenley
May 17, 2018	at Georgia*	Cole	Martin	Kjerstad	Bonfield	Fletcher	Shaddy	Wilson	Opitz	Kenley
May 18, 2018	at Georgia*	Cole	Martin	Kjerstad	Bonfield	Fletcher	Shaddy	Koch	Gates	Kenley
May 19, 2018	at Georgia*	Cole	Martin	Bonfield	Kjerstad	Shaddy	Koch	Fletcher	McFarland	Kenley
May 23, 2018	vs. South Carolina#	Cole	Shaddy	Kjerstad	Bonfield	Fletcher	Martin	Koch	Gates	Kenley
May 25, 2018	vs. Florida#	Cole	Shaddy	Kjerstad	Bonfield	Fletcher	Martin	Koch	Gates	Biggers
May 26, 2018	vs. LSU#	Cole	Shaddy	Kjerstad	Bonfield	Fletcher	Martin	Koch	Gates	Biggers

^ - Game played at Tony Gwynn Legacy (San Diego, Calif.); @ - Game played at Tony Gwynn Stadium (San Diego, Calif.);
% - Game played at Dickey-Stephens Park (North Little Rock, Ark.); # - SEC Tournament game (Hoover, Ala.)

Defensive Starting Lineups

2018 RECORD: 39-18 • HOME: 30-3 • AWAY: 6-13 • NEUTRAL: 3-2 • SEC: 18-12 • NCAA TOURNAMENT: 0-0

Date	Opposing team	C	1B	2B	3B	SS	LF	CF	RF	DH
Feb. 16, 2018	BUCKNELL	Koch	Lee	Shaddy	Gates	Biggers	Kjerstad	Fletcher	Cole	Bonfield
Feb. 17, 2018	BUCKNELL	Koch	McFarland	Shaddy	Martin	Biggers	Kjerstad	Fletcher	Cole	Bonfield
Feb. 18, 2018	BUCKNELL	Koch	Lee	Shaddy	Gates	Biggers	Kjerstad	Fletcher	Cole	Bonfield
Feb. 21, 2018	vs. Arizona	Koch	Gates	Shaddy	Wilson	Biggers	Kjerstad	Fletcher	Cole	Bonfield
Feb. 23, 2018	vs. Cal Poly^	Koch	Lee	Shaddy	Gates	Biggers	Kjerstad	Fletcher	Cole	Bonfield
Feb. 24, 2018	at San Diego State^	Koch	Gates	Shaddy	Martin	Biggers	Kjerstad	Fletcher	Cole	Bonfield
Feb. 25, 2018	at San Diego^	Opitz	Gates	Shaddy	Martin	Biggers	Kjerstad	Fletcher	Cole	Bonfield
Feb. 28, 2018	DAYTON	Koch	Gates	Martin	Wilson	Biggers	Kjerstad	Fletcher	Cole	Lee
March 1, 2018	DAYTON	Opitz	Gates	Shaddy	Martin	Kenley	Kjerstad	Fletcher	Cole	Bonfield
March 2, 2018	USC	Koch	Gates	Shaddy	Martin	Biggers	Kjerstad	Fletcher	Cole	Bonfield
March 3, 2018	USC	Koch	McFarland	Shaddy	Martin	Biggers	Kjerstad	Fletcher	Cole	Bonfield
March 4, 2018	USC	Koch	Gates	Wilson	Martin	Biggers	Bonfield	Cole	Kjerstad	Lee
March 9, 2018	KENT STATE	Koch	Gates	Shaddy	Martin	Biggers	Kjerstad	Fletcher	Cole	Bonfield
March 9, 2018	KENT STATE	Opitz	McFarland	Shaddy	Martin	Biggers	Kjerstad	Fletcher	Cole	Bonfield
March 11, 2018	KENT STATE	Koch	Gates	Shaddy	Martin	Biggers	Kjerstad	Fletcher	Cole	Bonfield
March 13, 2018	TEXAS	Koch	McFarland	Shaddy	Martin	Biggers	Kjerstad	Fletcher	Cole	Bonfield
March 14, 2018	TEXAS	Koch	McFarland	Wilson	Martin	Biggers	Kjerstad	Fletcher	Cole	Lee
March 16, 2018	KENTUCKY*	Koch	McFarland	Shaddy	Martin	Biggers	Kjerstad	Fletcher	Cole	Bonfield
March 17, 2018	KENTUCKY*-1	Koch	McFarland	Shaddy	Martin	Biggers	Kjerstad	Fletcher	Cole	Bonfield
March 17, 2018	KENTUCKY*-2	Koch	McFarland	Shaddy	Martin	Biggers	Kjerstad	Fletcher	Cole	Bonfield
March 21, 2018	at Charlotte	Koch	McFarland	Martin	Kenley	Biggers	Kjerstad	Fletcher	Cole	Bonfield
March 24, 2018	at Florida*	Koch	McFarland	Shaddy	Martin	Biggers	Kjerstad	Fletcher	Cole	Bonfield
March 25, 2018	at Florida*	Koch	McFarland	Shaddy	Martin	Biggers	Kjerstad	Fletcher	Cole	Bonfield
March 26, 2018	at Florida*	Koch	Gates	Shaddy	Wilson	Biggers	Kjerstad	Fletcher	Cole	Lee
March 28, 2018	at Memphis	Koch	McFarland	Shaddy	Martin	Biggers	Kjerstad	Fletcher	Cole	Bonfield
March 29, 2018	at Ole Miss*	Koch	McFarland	Shaddy	Martin	Biggers	Kjerstad	Fletcher	Cole	Bonfield
March 30, 2018	at Ole Miss*	Koch	McFarland	Shaddy	Martin	Biggers	Kjerstad	Fletcher	Cole	Bonfield
March 31, 2018	at Ole Miss*	Koch	McFarland	Shaddy	Martin	Biggers	Kjerstad	Fletcher	Cole	Bonfield
April 3, 2018	ULM	Opitz	Gates	Shaddy	Martin	Kenley	Bonfield	Cole	Kjerstad	Lee
April 4, 2018	ULM	Koch	McFarland	Shaddy	Martin	Biggers	Kjerstad	Fletcher	Cole	Lee
April 6, 2018	AUBURN*	Koch	McFarland	Shaddy	Martin	Biggers	Kjerstad	Fletcher	Cole	Bonfield
April 7, 2018	AUBURN*	Koch	McFarland	Shaddy	Martin	Biggers	Kjerstad	Fletcher	Cole	Bonfield
April 8, 2018	AUBURN*	Koch	Gates	Shaddy	Martin	Biggers	Kjerstad	Fletcher	Cole	Bonfield
April 10, 2018	GRAMBLING STATE%	Opitz	Gates	Wilson	Kenley	Biggers	Kjerstad	Fletcher	Cole	Lee
April 12, 2018	SOUTH CAROLINA*	Koch	McFarland	Shaddy	Martin	Biggers	Kjerstad	Fletcher	Cole	Bonfield
April 14, 2018	SOUTH CAROLINA*-1	Koch	McFarland	Shaddy	Martin	Biggers	Kjerstad	Fletcher	Cole	Bonfield
April 14, 2018	SOUTH CAROLINA*-2	Koch	McFarland	Shaddy	Martin	Biggers	Kjerstad	Fletcher	Cole	Bonfield
April 17, 2018	MISSOURI STATE	Koch	McFarland	Shaddy	Martin	Kenley	Kjerstad	Fletcher	Cole	Bonfield
April 20, 2018	at Mississippi State*	Koch	McFarland	Shaddy	Martin	Biggers	Kjerstad	Fletcher	Cole	Bonfield
April 21, 2018	at Mississippi State*-1	Koch	McFarland	Shaddy	Martin	Biggers	Kjerstad	Fletcher	Cole	Bonfield
April 21, 2018	at Mississippi State*-2	Opitz	Gates	Wilson	Martin	Biggers	Kjerstad	Fletcher	Cole	Lee
April 24, 2018	TEXAS TECH	Koch	McFarland	Wilson	Gates	Biggers	Kjerstad	Fletcher	Cole	Bonfield
April 27, 2018	ALABAMA*	Koch	Gates	Martin	Kenley	Biggers	Kjerstad	Fletcher	Cole	Lee
April 28, 2018	ALABAMA*	Koch	McFarland	Martin	Kenley	Biggers	Kjerstad	Fletcher	Cole	Bonfield
April 29, 2018	ALABAMA*	Koch	McFarland	Martin	Kenley	Biggers	Kjerstad	Fletcher	Cole	Bonfield
May 4, 2018	at LSU*	Koch	Gates	Martin	Kenley	Biggers	Kjerstad	Fletcher	Cole	Lee
May 5, 2018	at LSU*	Koch	Gates	Martin	Kenley	Biggers	Kjerstad	Fletcher	Cole	Lee
May 6, 2018	at LSU*	Koch	McFarland	Shaddy	Martin	Biggers	Kjerstad	Fletcher	Cole	Bonfield
May 11, 2018	TEXAS A&M*	Koch	Wilson	Shaddy	Martin	Biggers	Kjerstad	Fletcher	Cole	Bonfield
May 12, 2018	TEXAS A&M*	Koch	Gates	Shaddy	Martin	Kenley	Kjerstad	Fletcher	Cole	Bonfield
May 13, 2018	TEXAS A&M*	Koch	Wilson	Shaddy	Martin	Kenley	Kjerstad	Fletcher	Cole	Bonfield
May 17, 2018	at Georgia*	Opitz	Wilson	Shaddy	Martin	Kenley	Kjerstad	Fletcher	Cole	Bonfield
May 18, 2018	at Georgia*	Koch	Gates	Shaddy	Martin	Kenley	Kjerstad	Fletcher	Cole	Bonfield
May 19, 2018	at Georgia*	Koch	McFarland	Shaddy	Martin	Kenley	Kjerstad	Fletcher	Cole	Bonfield
May 23, 2018	vs. South Carolina#	Koch	Gates	Shaddy	Martin	Kenley	Kjerstad	Fletcher	Cole	Bonfield
May 25, 2018	vs. Florida#	Koch	Gates	Shaddy	Martin	Biggers	Kjerstad	Fletcher	Cole	Bonfield
May 26, 2018	vs. LSU#	Koch	Gates	Shaddy	Martin	Biggers	Kjerstad	Fletcher	Cole	Bonfield

^ - Game played at Tony Gwynn Legacy (San Diego, Calif.); @ - Game played at Tony Gwynn Stadium (San Diego, Calif.);

% - Game played at Dickey-Stephens Park (North Little Rock, Ark.); # - SEC Tournament game (Hoover, Ala.)

The Last Time

THE LAST TIME AN ARKANSAS PLAYER...

4 Hits in a game	Casey Martin at No. 13 Georgia, May 17, 2018
5 Hits in a game	Andy Wilkins at No. 9 Oklahoma (Norman Regional), May 31, 2009
6 Hits in a game	Jeremy Jackson vs. Northeastern (Okla.), April 16, 1997
2 Hits in an inning	Evan Lee vs. Dayton, Feb. 28, 2018
2 Doubles in a game	Heston Kjerstad vs. #2 Florida, March 25, 2018
3 Doubles in a game	Carson Shaddy vs. Nebraska, March 4, 2017
4 Doubles in a game	Rodney Nye vs. La. Tech, March 31, 1998
2 Triples in a game	Jax Biggers vs. Auburn (SEC Tournament), May 25, 2017
Led off a game with a HR	Eric Cole at LSU, May 4, 2018
2 Home runs in a game	Casey Martin vs. South Carolina (SEC Tournament), May 23, 2018
3 Home runs in a game	Chad Spanberger vs. Auburn (SEC Tournament), May 26, 2017
Grand Slam	Hunter Wilson vs. Florida (SEC Tournament), March 25, 2018
HR in consecutive AB	Casey Martin vs. South Carolina (SEC Tournament), May 23, 2018
HR in 4 straight games	Aaron Murphree vs. OSU, So. Dakota St. & Siena, March 2-8, 2008
HR in 5 straight games	Aaron Murphree vs. OSU, So. Dakota St. & Siena, March 2-8, 2008
HR in 6 straight games	Aaron Murphree vs. OSU, So. Dakota St. & Siena, March 2-9, 2008
Pinch-hit home run	Zack Plunkett vs. No. 4 Kentucky, March 17, 2018
Inside the park home run	Eric Cole vs. Miami (Ohio), February 19, 2017
Back-to-Back Home Runs	Jared Gates & Evan Lee at #2 Florida, March 25, 2018
4 Runs in a game	Luke Bonfield vs. Nebraska, March 4, 2017
5 Runs in a game	Jordan McFarland vs. Bucknell, Feb. 17, 2018
6 Runs in a game	Jeremy Jackson vs. Northeastern (Okla.), April 16, 1997
4 RBI in a game	Hunter Wilson vs. Florida (SEC Tournament), May 25, 2018
5 RBI in a game	Dominic Fletcher vs. South Carolina (SEC Tournament), May 23, 2018
6 RBI in a game	Casey Martin vs. Dayton, Feb. 28, 2018
7 RBI in a game	Chad Spanberger vs. Auburn (SEC Tournament), May 25, 2017
8 RBI in a game	Rodney Nye vs. ORU, April 14, 1999
9 RBI in a game	Ryan Lundquist vs. Central Missouri St., March 4, 1997
2 Stolen bases in a game	Jax Biggers vs. USC, March 2, 2018
3 Stolen bases in a game	Andrew Benintendi vs Stephen F. Austin, April 15, 2015
4 Stolen bases in a game	Logan Forsythe vs. Ole Miss, May 19, 2007
Stole home	Bobby Wernes vs. Ole Miss, March 28, 2015
2 Errors in a game	Casey Martin vs. South Carolina (SEC Tournament), May 23, 2018
3 Errors in a game	Bobby Wernes, at LSU, April 12, 2014
4 Errors in a game	Chris Shaddy vs. TCU, April 27, 1980
9-Inning no-hitter	Scott Roehl vs. Kansas St., March 20, 2001
9-Inning combined no-hitter	Nick Schmidt (6.0), Brian McLelland (1.0) & Devin Collis (2.0) vs. Oklahoma State, February 12, 2006
7-inning combined no-hitter	D. Taccolini (2.0), M. Cronin (3.0), & J. Alberius (2.0) vs. Auburn (SEC Tournament), May 25, 2017
1-Hitter	Trevor Stephan (7.0) at Tennessee, May 6, 2017
1-Hitter combined	Kacey Murphy (6.0 IP, 1 H) and Matt Cronin (1.0 IP, 0 H) vs. South Carolina, April 14, 2018
2-Hitter	Kacey Murphy vs. Florida (SEC Tournament), May 27, 2017
2-Hitter combined	Loseke (4.0 IP, 1 H), Murphy (1.2 IP, 0 H), Alberius (1.2 IP, 0 H), Harris (0.2 IP, 0 H), Willey (0.2 IP, 1 H), Rodriguez (0.1 IP, 0 H) vs. Western Illinois, March 13, 2016
3-Hitter	Ryne Stanek (9.0 IP), at No. 6 South Carolina, March 23, 2013
3-Hitter combined	Isaiah Campbell (5.0 IP, 2 H) and Matt Cronin (2.0 IP, 1 H) vs. S. Carolina, April 14, 2018
Complete game	Kacey Murphy vs. Florida (SEC Tournament), May 27, 2017
Complete-game shutout	Kacey Murphy vs. Florida (SEC Tournament), May 27, 2017
10-inning or more start	Dominic Taccolini at #12 Kentucky (10 innings), April 22, 2016
Had 10 strikeouts	Barrett Loseke vs. No. 4 Texas Tech, April 24, 2018
Had 11 strikeouts	Blaine Knight vs. No. 20 Texas A&M, May 11, 2018
Had 12 strikeouts	Trevor Stephan vs. Oral Roberts (NCAA Regional), June 2, 2017
Had 13 strikeouts	Trevor Stephan vs. Rhode Island, March 10, 2017
Had 14 strikeouts	David Walling vs. South Carolina, May 16, 1999
Had 15 strikeouts	Nick Schmidt vs. Auburn, May 18, 2006
Had 16 strikeouts	David Walling vs. Eastern Illinois, Feb. 20, 1998
Had 17 strikeouts	Jess Todd vs. South Carolina (SEC Tournament), May 24, 2007

THE LAST TIME AN ARKANSAS TEAM...

Scored 10 runs	ULM, April 3, 2018
Scored 11 runs	vs. Missouri State, April 17, 2018
Scored 12 runs	vs. Auburn (SEC Tournament), May 25, 2017
Scored 13 runs	vs. South Carolina (SEC Tournament), May 23, 2018
Scored 14 runs	vs. No. 4 Kentucky, March 17, 2018
Scored 15 runs	vs. Nebraska, March 4, 2017
Scored 16 runs	vs. No. 4 Kentucky, March 17, 2018
Scored 17 runs	vs. Villanova, February 19, 2012
Scored 18 runs	vs. Dayton, Feb. 28, 2018
Scored 19 runs	vs. Grambling State (Fayetteville Regional), June 4, 2010
Scored 20 runs	vs. Mississippi Valley State, Feb. 24, 2016
Scored 21 runs	vs. Mississippi Valley State, Feb. 23, 2016
Scored 22 runs	vs. Louisiana Tech, Feb. 14, 2004
Scored 23 runs	Never
Scored 24 runs	Missouri Southern, Feb. 11, 1998
Scored 25 runs	Missouri Southern, Feb. 4, 2001
Scored 26 runs	vs. Iowa (in Arlington, Texas), Feb. 14, 1997
Scored 27 runs	Never
Scored 28 runs	vs. Wisconsin-Milwaukee (2), Feb. 18, 2007
Scored 29 runs	Morningside, April 6, 1968
Scored 30 runs	at South Carolina, March 30, 1997
Scored 31-32 runs	32 vs. Bucknell, Feb. 17, 2018
Scored 33 + runs	33 vs. Southwest Baptist, March 21, 1984
Had 14 hits	vs. Alabama, April 29, 2018
Had 15 hits	vs. Florida (SEC Tournament), May 27, 2017
Had 16 hits	vs. ULM, March 7, 2017
Had 17 hits	vs. No. 13 Auburn, April 7, 2018
Had 18 hits	at No. 28 Missouri State, April 11, 2017
Had 19 hits	vs. No. 4 Kentucky, March 17, 2018
Had 20 hits	vs. Dayton, Feb. 28, 2018
Had 21 hits	Kentucky, April 28, 2001
Had 22 hits	vs. Bucknell, Feb. 17, 2018
Had 23 hits	Centenary, March 31, 1999
Had 24 hits	Georgia, March 17, 2001
Had 25 hits	at Centenary, March 23, 2005
Had 26-29 hits	28 at South Carolina, March 30, 1997
Had 30 hits	vs. Saint Louis, April 7, 2010
Had 31+ hits	32 vs. Southwest Baptist, March 21, 1984
Hit four or more home runs in a game	6 - Jared Gates, Luke Bonfield, Carson Shaddy, Dominic Fletcher, Grant Koch, Casey Martin vs. Bucknell, Feb. 17, 2018
	5 - Biggers, Martin, Bonfield, Shaddy (2) vs. No. 4 Kentucky, March 17, 2018
	4 - Casey Martin, Jordan McFarland (2), Carson Shaddy vs. Kent State, March 11, 2018
	4 - E. Cole, H. Kjerstad, D. Fletcher, G. Koch at #4 Ole Miss, March 31, 2018
4 Errors in a game	vs. ULM, April 3, 2018
5 Errors in a game	vs. South Carolina (SEC Tournament), May 23, 2018
6 Errors in a game	vs. Eastern Illinois, March 5, 2016
7 Errors in a game	vs. La. Tech, March 20, 2001
Was Shutout	vs. LSU, April 9, 2017
Was Shutout Back-to-Back	vs. LSU, April 23-24, 2005 (7-0, 6-0)
Held to 1 hit	vs. Missouri State, May 17, 2016
Held to 2 hits	vs. Ole Miss, April 27, 2017
Held to 3 hits	vs. LSU, May 26, 2018 (2-1)
Swept an SEC Home Series (three games)	vs. No. 20 Texas A&M, May 11-13, 2018
Swept an SEC Road Series (three games)	at Alabama, April 30-May 2, 2015
Was Swept in SEC Home Series	vs. Alabama, May 13-15, 2016
Was Swept in SEC Road Series	at Mississippi State, April 20-21, 2018
Swept a Non-conference Home Series	vs. ULM, April 3-4, 2018
Swept a Non-conference Road Series	at McNeese State, March 23-24, 2010
Was Swept in a Non-conference Home Series	Gonzaga, March 10-11, 2015
Was Swept in a Non-conference Road Series	at Nebraska, April 16, 2013
Won a Non-conference Home Series	vs. ULM, April 3-4, 2018
Lost a Non-conference Home Series	vs. South Alabama, February 28-March 1, 2014
Lost a Non-conference Road Series	at Nebraska, April 16, 2013
Back-to-Back Shutouts	UK (1-0) April 22 and UK (2-0) April 22-23, 2016
Most Consecutive Shutouts	4 vs. Wisconsin (March 15-16, 1980)
Shut out an opponent at home	vs. South Carolina (3-0), April 14, 2018
Shut out an opponent on the road	at Tennessee (2-0), May 6, 2017
Shut out an SEC opponent at home	vs. South Carolina (3-0), April 14, 2018
Shut out an SEC opponent on the road	at No. 22 Texas A&M (8-0), May 20, 2017

Game-By-Game Hitting

2018 RECORD: 39-18 • HOME: 30-3 • AWAY: 6-13 • NEUTRAL: 3-2 • SEC: 18-12 • NCAA TOURNAMENT: 0-0

Date	Opponent	AB	R	H	RBI	2B	3B	HR	BB	IBB	SB	CS	HBP	SAC	SF	GDP	K	PO	A	E	Avg
Feb 16, 2018	BUCKNELL	35	14	12	12	5	0	1	15	0	0	0	3	0	1	0	8	27	5	2	.343
Feb 17, 2018	BUCKNELL	43	32	22	30	4	0	6	15	0	1	0	3	0	3	0	7	27	2	0	.436
Feb 18, 2018	BUCKNELL	30	3	9	3	1	0	1	4	0	1	0	2	0	0	2	2	27	10	1	.398
Feb 21, 2018	vs Arizona	29	1	4	1	0	0	1	3	1	0	0	1	1	0	1	10	27	6	0	.343
Feb 23, 2018	vs Cal Poly	36	3	8	3	2	0	1	1	0	0	0	0	0	0	0	10	27	12	3	.318
Feb 24, 2018	at San Diego State	28	5	3	4	1	0	1	9	1	2	0	2	1	2	0	7	27	5	2	.289
Feb 25, 2018	at San Diego	34	6	9	6	2	0	0	2	0	0	0	2	1	0	0	11	24	5	2	.285
Feb 28, 2018	DAYTON	46	18	20	16	2	0	2	6	0	0	0	3	0	0	0	5	27	10	1	.310
Mar 01, 2018	DAYTON	33	11	11	9	2	1	2	4	0	3	0	0	0	1	1	10	27	9	0	.312
Mar 02, 2018	USC	31	4	8	4	0	0	1	2	0	3	0	1	0	0	1	2	27	13	1	.307
Mar 03, 2018	USC	33	1	9	1	2	0	1	4	0	1	0	0	0	0	2	8	27	16	0	.304
Mar 04, 2018	USC	31	7	11	6	2	1	0	8	2	0	0	2	0	0	1	7	24	7	2	.308
Mar 09, 2018	KENT STATE	32	7	10	7	2	0	3	6	0	2	2	1	0	0	0	7	27	11	0	.308
Mar 09, 2018	KENT STATE	32	4	7	4	1	0	0	2	0	0	0	1	0	1	1	11	27	12	2	.302
Mar 11, 2018	KENT STATE	34	11	10	11	3	0	4	10	0	1	0	1	0	0	1	6	27	11	1	.302
Mar 13, 2018	TEXAS	35	13	13	12	4	0	1	6	0	1	0	2	0	1	0	11	27	12	0	.306
Mar 14, 2018	TEXAS	29	7	10	6	3	0	1	7	0	0	1	0	2	0	1	5	27	10	0	.308
Mar 16, 2018	KENTUCKY	34	9	11	9	4	0	3	7	0	0	0	2	0	1	0	8	27	6	1	.309
Mar 17, 2018	KENTUCKY	43	14	19	13	1	0	5	4	0	0	0	1	0	0	0	9	27	14	0	.318
Mar 17, 2018	KENTUCKY	40	16	19	16	4	0	5	7	0	0	0	1	1	1	0	6	27	7	2	.327
March 21	at Charlotte	35	3	7	3	0	0	2	1	0	0	0	1	1	0	0	8	21	7	3	.321
Mar 23, 2018	at Florida	36	6	10	6	1	0	2	3	0	1	0	0	0	1	1	9	27	3	0	.319
Mar 24, 2018	at Florida	35	2	8	2	0	0	1	5	0	0	0	0	0	0	0	9	24	11	2	.315
Mar 25, 2018	at Florida	35	4	10	4	3	0	2	5	0	0	0	1	0	2	0	7	24	8	1	.314
Mar 27, 2018	at Memphis	35	8	9	8	1	0	1	9	0	2	1	1	0	0	1	6	27	10	0	.311
Mar 29, 2018	at Ole Miss	40	6	14	6	0	0	2	1	0	1	0	0	0	1	0	11	27	10	1	.313
Mar 30, 2018	at Ole Miss	36	4	11	4	3	0	0	5	0	0	1	0	0	1	0	12	24	15	2	.313
Mar 31, 2018	at Ole Miss	39	10	12	10	3	0	4	2	0	0	0	2	0	1	0	3	24	7	2	.313
Apr 03, 2018	ULM	37	10	12	9	1	0	1	7	0	1	0	3	2	2	1	3	30	13	4	.356
Apr 04, 2018	ULM	32	4	8	3	1	0	1	1	0	0	0	1	0	0	0	5	27	11	0	.351
Apr 06, 2018	AUBURN	31	2	7	2	3	0	1	1	0	0	0	0	0	0	0	7	27	7	0	.309
Apr 07, 2018	AUBURN	37	13	17	12	4	0	0	7	0	0	1	0	1	3	0	4	27	7	0	.314
Apr 08, 2018	AUBURN	32	5	7	4	2	0	0	7	0	1	0	0	1	0	1	10	27	6	0	.311
Apr 10, 2018	GRAMBLING STATE	33	7	10	5	2	0	0	5	0	0	0	0	0	1	0	7	27	10	1	.311
Apr 12, 2018	SOUTH CAROLINA	36	2	13	1	2	0	0	3	0	0	0	0	0	1	2	6	27	9	0	.312
Apr 14, 2018	SOUTH CAROLINA	22	2	4	1	0	0	1	3	0	0	0	1	1	0	0	6	21	3	0	.310
Apr 14, 2018	SOUTH CAROLINA	21	3	4	3	0	0	1	4	0	0	0	0	1	0	0	4	21	5	0	.308
Apr 17, 2018	MISSOURI STATE	35	11	12	11	2	1	2	7	0	1	0	2	0	1	1	6	27	10	0	.309
Apr 20, 2018	at Mississippi State	34	5	9	5	0	0	1	3	0	1	0	1	0	1	1	12	24	5	1	.308
Apr 21, 2018	at Mississippi State	38	3	13	3	1	0	2	3	0	2	0	1	0	0	1	7	24	13	1	.309
Apr 21, 2018	at Mississippi State	36	5	10	5	3	0	0	3	0	1	1	0	1	0	0	10	24	15	1	.308
Apr 24, 2018	TEXAS TECH	35	5	10	4	2	0	0	4	0	1	0	3	0	0	1	7	27	6	0	.307
Apr 27, 2018	ALABAMA	35	7	11	7	2	0	3	2	0	0	0	0	0	1	0	3	27	6	0	.308
Apr 28, 2018	ALABAMA	29	7	9	7	0	0	1	6	0	0	1	0	0	1	1	7	27	4	0	.308
Apr 29, 2018	ALABAMA	33	9	14	9	1	0	2	6	0	1	1	0	1	2	0	5	27	11	3	.310
May 04, 2018	at LSU	35	5	10	5	1	0	3	2	0	2	0	1	0	0	1	8	27	10	0	.310
May 05, 2018	at LSU	35	4	9	4	3	0	1	4	0	0	0	1	0	0	1	8	24	8	3	.308
May 06, 2018	at LSU	34	5	7	3	1	0	1	2	0	0	0	0	0	0	0	6	24	9	1	.306
May 11, 2018	TEXAS A&M	33	9	10	9	0	0	1	5	0	1	0	1	0	1	0	6	27	5	1	.306
May 12, 2018	TEXAS A&M	30	3	7	3	3	0	0	4	0	0	0	3	1	0	0	7	27	10	1	.305
May 13, 2018	TEXAS A&M	29	6	8	6	1	0	1	3	0	0	0	1	2	1	2	3	27	13	1	.304
May 17, 2018	at Georgia	38	8	11	6	0	1	1	5	1	1	0	1	0	0	0	8	27	11	3	.304
May 18, 2018	at Georgia	39	7	10	7	3	0	1	7	0	1	0	1	0	0	2	9	28	11	2	.303
May 19, 2018	at Georgia	31	2	6	2	3	0	0	3	1	0	0	0	0	1	12	24	12	0	.301	
May 23, 2018	vs South Carolina	32	13	11	13	0	0	3	8	0	1	0	2	2	0	11	27	12	5	.302	
May 25, 2018	vs Florida	34	8	10	8	1	0	2	6	0	1	0	1	0	0	2	7	27	9	0	.302
May 26, 2018	vs LSU	30	1	3	1	0	0	1	2	0	0	0	0	0	0	0	8	27	10	0	.299
TOTALS		1935	400	578	374	98	4	84	276	6	35	9	57	20	34	31	417	1492	515	59	.299

Game-By-Game Pitching

2018 RECORD: 39-18 • HOME: 30-3 • AWAY: 6-13 • NEUTRAL: 3-2 • SEC: 18-12 • NCAA TOURNAMENT: 0-0

Date	Opponent	IP	H	R	ER	BB	SO	2B	3B	HR	WP	BK	HBP	DP	IBB	Score	W	L	SV	ERA
Feb 16, 2018	BUCKNELL	9.0	2	2	0	2	11	0	0	0	0	0	0	1	0	14-2	1	0	0	0.00
Feb 17, 2018	BUCKNELL	9.0	7	4	4	4	12	1	0	0	2	0	0	0	0	32-4	2	0	0	2.00
Feb 18, 2018	BUCKNELL	9.0	6	1	1	4	8	2	0	0	0	0	0	2	0	3-1	3	0	1	1.67
Feb 21, 2018	vs Arizona	9.0	2	0	0	4	11	0	0	0	0	0	1	1	0	1-0	4	0	2	1.25
Feb 23, 2018	vs Cal Poly	9.0	7	4	2	3	9	1	0	0	1	1	0	1	0	3-4	4	1	2	1.40
Feb 24, 2018	at San Diego State	9.0	5	2	1	1	12	2	1	0	0	0	0	0	0	5-2	5	1	2	1.33
Feb 25, 2018	at San Diego	8.0	12	7	6	2	7	2	0	1	2	0	0	0	0	6-7	5	2	2	2.03
Feb 28, 2018	DAYTON	9.0	10	1	0	0	9	0	0	0	0	0	1	2	0	18-1	6	2	3	1.77
Mar 01, 2018	DAYTON	9.0	4	0	0	2	13	0	0	0	0	0	2	0	0	11-0	7	2	3	1.58
Mar 02, 2018	USC	9.0	7	0	0	2	6	0	0	0	0	1	1	1	0	4-0	8	2	4	1.42
Mar 03, 2018	USC	9.0	5	3	3	5	4	2	0	0	2	0	0	1	0	1-3	8	3	4	1.56
Mar 04, 2018	USC	8.0	10	6	4	4	6	2	0	0	1	0	1	1	0	7-6	9	3	4	1.78
Mar 09, 2018	KENT STATE	9.0	7	2	2	1	11	1	0	1	3	0	0	1	0	7-2	10	3	4	1.80
Mar 09, 2018	KENT STATE	9.0	9	10	6	7	9	2	0	0	2	0	1	0	0	4-10	10	4	4	2.10
Mar 11, 2018	KENT STATE	9.0	6	4	3	4	4	0	0	0	1	0	0	3	0	11-4	11	4	4	2.17
Mar 13, 2018	TEXAS	9.0	9	4	4	2	4	1	0	3	0	0	0	3	0	13-4	12	4	5	2.28
Mar 14, 2018	TEXAS	9.0	9	5	5	7	9	3	0	0	1	2	1	2	0	7-5	13	4	6	2.44
Mar 16, 2018	KENTUCKY	9.0	12	4	4	4	10	1	0	1	0	0	1	1	0	9-4	14	4	7	2.53
Mar 17, 2018	KENTUCKY	9.0	5	2	2	4	10	0	0	1	0	0	1	0	0	14-2	15	4	7	2.50
Mar 17, 2018	KENTUCKY	9.0	14	9	5	1	11	2	0	1	1	0	1	0	0	16-9	16	4	7	2.63
March 21	at Charlotte	8.0	9	6	3	3	11	1	0	0	1	1	1	1	0	3-6	16	5	7	2.66
Mar 23, 2018	at Florida	9.0	7	3	3	4	14	1	0	2	0	0	0	0	0	6-3	17	5	8	2.68
Mar 24, 2018	at Florida	8.0	15	17	14	8	8	3	0	1	2	0	1	2	0	2-17	17	6	8	3.19
Mar 25, 2018	at Florida	8.0	5	5	4	3	6	1	1	2	2	0	0	0	0	4-5	17	7	8	3.24
Mar 27, 2018	at Memphis	9.0	11	7	6	5	11	2	0	1	2	0	0	0	0	8-7	18	7	8	3.35
Mar 29, 2018	at Ole Miss	9.0	8	4	2	2	12	1	0	1	0	0	0	2	0	6-4	19	7	9	3.30
Mar 30, 2018	at Ole Miss	8.0	9	5	4	3	6	2	0	1	2	0	1	4	0	4-5	19	8	9	3.34
Mar 31, 2018	at Ole Miss	8.0	10	11	7	5	6	1	0	2	0	0	0	1	0	10-11	19	9	9	3.49
Apr 03, 2018	ULM	10.0	7	9	4	6	12	0	0	3	2	0	1	0	0	10-9	20	9	9	3.49
Apr 04, 2018	ULM	9.0	7	0	0	1	7	1	0	0	1	0	1	2	0	4-0	21	9	9	3.38
Apr 06, 2018	AUBURN	9.0	6	1	1	1	7	0	0	1	0	0	0	0	0	2-1	22	9	10	3.30
Apr 07, 2018	AUBURN	9.0	6	2	2	2	8	0	0	2	0	0	0	1	0	13-2	23	9	10	3.26
Apr 08, 2018	AUBURN	9.0	7	4	4	2	13	2	0	0	0	0	0	0	0	5-4	24	9	10	3.28
Apr 10, 2018	GRAMBLING STATE	9.0	7	6	2	3	13	1	0	0	2	0	2	0	0	7-6	25	9	11	3.24
Apr 12, 2018	SOUTH CAROLINA	9.0	12	3	3	1	9	2	0	1	1	0	0	0	0	2-3	25	10	11	3.23
Apr 14, 2018	SOUTH CAROLINA	7.0	1	0	0	0	7	0	0	0	0	0	0	0	0	2-0	26	10	12	3.16
Apr 14, 2018	SOUTH CAROLINA	7.0	3	0	0	1	2	0	0	0	0	0	0	0	0	3-0	27	10	13	3.09
Apr 17, 2018	MISSOURI STATE	9.0	10	7	7	5	12	3	0	0	0	0	2	3	0	11-7	28	10	14	3.20
Apr 20, 2018	at Mississippi State	8.0	7	6	6	4	10	1	0	1	2	0	0	0	0	5-6	28	11	14	3.28
Apr 21, 2018	at Mississippi State	8.0	10	5	5	1	4	2	0	1	4	0	1	1	0	3-5	28	12	14	3.34
Apr 21, 2018	at Mississippi State	8.0	11	7	6	3	8	4	0	0	2	0	0	0	0	5-7	28	13	14	3.41
Apr 24, 2018	TEXAS TECH	9.0	4	1	1	3	17	0	0	0	2	0	0	1	0	5-1	29	13	15	3.35
Apr 27, 2018	ALABAMA	9.0	6	3	3	3	10	1	0	1	0	0	0	1	0	7-3	30	13	16	3.34
Apr 28, 2018	ALABAMA	9.0	8	4	4	4	16	0	0	3	0	0	0	1	0	7-4	31	13	17	3.36
Apr 29, 2018	ALABAMA	9.0	6	7	6	15	13	0	0	2	7	0	0	1	0	9-7	32	13	18	3.42
May 04, 2018	at LSU	9.0	9	4	4	5	7	1	0	1	1	0	0	2	0	5-4	33	13	19	3.43
May 05, 2018	at LSU	8.0	9	6	2	5	7	1	0	0	1	0	0	1	0	4-6	33	14	19	3.41
May 06, 2018	at LSU	8.0	13	7	7	0	5	5	0	0	0	0	0	0	0	5-7	33	15	19	3.50
May 11, 2018	TEXAS A&M	9.0	6	3	3	0	15	0	0	2	0	0	2	0	0	9-3	34	15	19	3.49
May 12, 2018	TEXAS A&M	9.0	6	1	1	3	7	1	0	0	1	0	1	0	0	3-1	35	15	20	3.43
May 13, 2018	TEXAS A&M	9.0	8	3	3	4	11	1	0	0	2	0	1	3	0	6-3	36	15	20	3.43
May 17, 2018	at Georgia	9.0	11	6	4	1	9	1	0	2	0	0	2	1	0	8-6	37	15	21	3.44
May 18, 2018	at Georgia	9.1	12	8	8	3	7	2	0	2	1	1	0	1	2	7-8	37	16	21	3.52
May 19, 2018	at Georgia	8.0	8	3	3	2	8	1	0	2	1	0	0	2	0	2-3	37	17	21	3.52
May 23, 2018	vs South Carolina	9.0	11	8	7	4	5	1	0	1	1	0	0	2	0	13-8	38	17	21	3.59
May 25, 2018	vs Florida	9.0	5	2	2	5	11	1	0	1	1	1	1	2	0	8-2	39	17	22	3.56
May 26, 2018	vs LSU	9.0	5	2	2	1	10	0	0	1	0	0	1	0	0	1-2	39	18	22	3.53
Totals		497.1	443	246	195	184	520	66	2	45	57	7	29	55	2	400-246	39	18	22	3.53

Game Highs

TEAM GAME HIGHS (2018)

Batting

At bats:	46	vs Dayton (Feb 28, 2018)
Runs scored:	32	vs Bucknell (Feb 17, 2018)
Hits:	22	vs Bucknell (Feb 17, 2018)
RBIs:	30	vs Bucknell (Feb 17, 2018)
Doubles:	5	vs Bucknell (Feb 16, 2018)
Triples:	1	(4 games)
Home runs:	6	vs Bucknell (Feb 17, 2018)
Total bases:	44	vs Bucknell (Feb 17, 2018)
Walks:	15	vs Bucknell (Feb 16, 2018)
	15	vs Bucknell (Feb 17, 2018)
Strikeouts:	12	at Ole Miss (Mar 30, 2018)
	12	at Mississippi State (Apr 20, 2018)
	12	at Georgia (May 19, 2018)
		(4 games)
Sac hits:	2	
Sac flies:	3	vs Bucknell (Feb 17, 2018)
	3	vs Auburn (Apr 07, 2018)
Stolen bases:	3	vs Dayton (Mar 01, 2018)
	3	vs USC (Mar 02, 2018)
Hit by pitch:	3	(6 games)
Caught stealing:	2	vs Kent State (Mar 09, 2018)
Runners LOB:	16	vs Bucknell (Feb 16, 2018)
Hit into DP:	3	vs Bucknell (Feb 18, 2018)
	3	vs South Carolina (Apr 12, 2018)

Fielding

Putouts:	30	vs ULM (Apr 03, 2018)
Assists:	16	vs USC (Mar 03, 2018)
Errors:	5	vs South Carolina (May 23, 2018 at Hoover, Ala.)
Passed balls:	1	(12 games)
DPs turned:	4	at Ole Miss (Mar 30, 2018)

Pitching

Innings pitched:	10.0	vs ULM (Apr 03, 2018)
Runs allowed:	17	at Florida (Mar 24, 2018)
Earned runs:	14	at Florida (Mar 24, 2018)
Walks allowed:	15	vs Alabama (Apr 29, 2018)
Strikeouts:	17	vs Texas Tech (Apr 24, 2018)
Hits allowed:	15	at Florida (Mar 24, 2018)
Doubles allowed:	5	at LSU (May 06, 2018)
Triples allowed:	1	at San Diego State (Feb 24, 2018)
	1	at Florida (Mar 25, 2018)
Homers allowed:	3	vs Texas (Mar 13, 2018)
	3	vs ULM (Apr 03, 2018)
	3	vs Alabama (Apr 28, 2018)
Wild pitches:	7	vs Alabama (Apr 29, 2018)
Hit batters:	2	(5 games)

INDIVIDUAL GAME HIGHS (2018)

Batting

At bats:	6	(7 games)
Runs scored:	5	Jordan McFarland vs Bucknell (Feb 17, 2018)
Hits:	4	(5 games)
RBIs:	6	Casey Martin vs Dayton (Feb 28, 2018)
Doubles:	2	Eric Cole vs Texas (Mar 13, 2018)
	2	Jax Biggers vs Kentucky (Mar 16, 2018)
	2	Heston Kjerstad at Florida (Mar 25, 2018)
Triples:	1	(4 games)
Home runs:	2	(7 games)
Total bases:	10	Carson Shaddy vs Kentucky (Mar 17, 2018)
	10	Eric Cole at LSU (May 04, 2018)
Walks:	3	(12 games)
Strikeouts:	5	Heston Kjerstad at LSU (May 05, 2018)
Sac hits:	1	(20 games)
Sac flies:	2	Jax Biggers vs Auburn (Apr 07, 2018)
Stolen bases:	2	Casey Martin vs Dayton (Mar 01, 2018)
	2	Jax Biggers vs USC (Mar 02, 2018)
Hit by pitch:	2	Heston Kjerstad vs Bucknell (Feb 17, 2018)
	2	Luke Bonfield at San Diego State (Feb 24, 2018)
	2	Carson Shaddy vs ULM (Apr 03, 2018)
Caught stealing:	1	(9 games)
Runners LOB:	7	Carson Shaddy at San Diego State (Feb 24, 2018)

Fielding

Putouts:	16	Grant Koch vs Texas Tech (Apr 24, 2018)
	16	Grant Koch vs Alabama (Apr 28, 2018)
Assists:	7	Carson Shaddy vs USC (Mar 03, 2018)
	7	Casey Opitz at Mississippi State (Apr 21, 2018)
Errors:	2	(4 games)
Passed balls:	1	(12 games)

Pitching

Innings pitched:	8.0	Isaiah Campbell vs Kentucky (Mar 17, 2018)
Runs allowed:	7	Jacob Kostyshock at Florida (Mar 24, 2018)
Earned runs:	5	(6 games)
Walks allowed:	4	Isaiah Campbell vs Kentucky (Mar 17, 2018)
	4	Blaine Knight at Florida (Mar 23, 2018)
	4	Isaiah Campbell at Florida (Mar 24, 2018)
Strikeouts:	11	Kacey Murphy vs Alabama (Apr 28, 2018)
	11	Blaine Knight vs Texas A&M (May 11, 2018)
Hits allowed:	8	(4 games)
Doubles allowed:	4	Isaiah Campbell at Mississippi State (Apr 21, 2018)
	4	Isaiah Campbell at LSU (May 06, 2018)
Triples allowed:	1	Isaiah Campbell at San Diego State (Feb 24, 2018)
	1	Kacey Murphy at Florida (Mar 25, 2018)
Homers allowed:	3	Kacey Murphy vs Alabama (Apr 28, 2018)
Wild pitches:	3	Jackson Rutledge vs Alabama (Apr 29, 2018)
Hit batters:	2	Blaine Knight at Georgia (May 17, 2018)

#31 CALEB BOLDEN • FR • RHP • 6-2 • 188

SEASON HIGHS

Category	High	Opponent (Last)	Date
Innings	7.0	ULM	4/4/18
Longest Start	7.0	ULM	4/4/18
Shortest Start	1.0	Missouri State	4/17/18
Longest Relief	3.0	2x (Texas)	3/14/18
Hits	7	2x (ULM)	4/4/18
Runs	3	3x (Missouri State)	4/17/18
Earned Runs	3	3x (Missouri State)	4/17/18
Walks	3	Kent State	3/9/18
Strikeouts	6	2x (Grambling St.)	4/10/18

BOLDEN'S CAREER APPEARANCES

Caleb Bolden Game-By-Game (Freshman)
(9 Appearances, 4 Starts)

Date	Opponent	IP	H	R-ER	BB	K	Result
2/18/18	Bucknell	3.0	2	0-0	1	0	ND
2/28/18	Dayton*	6.0	7	0-0	0	6	W, 1-0
3/9/18	Kent State	0.2	1	3-3	3	1	ND
3/14/18	Texas	3.0	1	0-0	2	3	W, 2-0
3/24/18	at No. 2 Florida	1.0	1	3-3	2	0	ND
4/3/18	ULM*	7.0	7	0-0	0	5	W, 3-0
4/10/18	Grambling St.*	5.0	4	2-2	2	6	ND
4/17/18	Missouri St.*	1.0	4	3-3	1	2	ND
4/29/18	Alabama	2.0	3	1-1	2	2	ND
TOTALS	9 G, 4 GS	28.2	30	12-12	13	25	3-0

2018 HIGHLIGHTS

- Made his collegiate debut against Bucknell (Feb. 18), having the longest outing of any Razorback pitcher in the game (3.0 innings).
- Picked up his first collegiate victory against Dayton (Feb. 28), throwing six scoreless innings with no walks.
- Struck out six batters in his start against Dayton, the second-most in an outing by a Hog pitcher this year.
- Earned his second victory in three appearances, working the second, third, and fourth innings against Texas (March 14).
- Was solid in his second start of the year, going a career-high 7.0 scoreless innings against ULM and striking out five.
- Tied his season high with six strikeouts in his start against Grambling State.

#4 BRYCE BONNIN • FR • RHP • 6-1 • 190

CAREER HIGHS

Category	High	Opponent (Last)	Date
Innings	5.0	Dayton	3/1/18
Longest Start	4.2	Kent State	3/11/18
Shortest Start	4.2	Kent State	3/11/18
Longest Relief	5.0	Dayton	3/1/18
Hits	5	at No. 4 Ole Miss	3/30/18
Runs	3	Kent State	3/11/18
Earned Runs	3	Kent State	3/11/18
Walks	3	Kent State	3/11/18
Strikeouts	6	Dayton	3/1/18

BONNIN'S CAREER APPEARANCES

Bryce Bonnin Game-By-Game (Freshman)
(8 Appearances, 1 Start)

Date	Opponent	IP	H	R-ER	BB	K	Result
2/16/18	Bucknell	1.0	1	2-0	0	1	ND
2/23/18	vs. Cal Poly	0.1	0	0-0	0	1	ND
3/1/18	Dayton	5.0	0	0-0	1	6	W, 1-0
3/11/18	Kent State*	4.2	3	3-3	3	3	ND
3/2/18	at Charlotte	1.0	3	1-1	0	1	ND
3/27/18	at Memphis	0.2	2	1-1	2	2	ND
3/30/18	at No. 4 Ole Miss	3.1	5	2-2	2	1	ND
5/6/18	at LSU	0.1	2	1-1	0	0	ND
TOTALS	8 G, 1 GS	16.1	16	10-8	8	15	1-0

2018 HIGHLIGHTS

- Made his collegiate debut against Bucknell (Feb. 16), throwing one inning and striking out one.
- Earned the victory over Dayton with five innings of relief and a season-high six strikeouts on 60 pitches.
- Started game three against Kent State (March 11), going 4.2 innings with three runs allowed and three strikeouts.

#32 MATT CRONIN • SO • LHP • 6-2 • 190

CAREER HIGHS

Category	High	Opponent (Last)	Date
Innings	4.0	at San Diego State	2/24/18
Longest Start	--	--	--
Shortest Start	--	--	--
Longest Relief	4.0	at San Diego State	2/24/18
Hits	4	No. 4 Kentucky	3/16/18
Runs	3	at Mississippi State	4/20/18
Earned Runs	3	at Mississippi State	4/20/18
Walks	3	vs. Auburn	5/25/17
Strikeouts	6	vs. Auburn	5/25/17

CRONIN'S CAREER APPEARANCES

Matt Cronin 2018 Game-By-Game (Sophomore)
(19 Appearances, 0 Starts)

Date	Opponent	IP	H	R-ER	BB	K	Result
2/18/18	Bucknell	1.0	1	0-0	0	1	W, 1-0
2/21/18	vs. Arizona	2.1	0	0-0	1	3	S, 1
2/24/18	at San Diego St.	4.0	0	0-0	0	5	W, 2-0
3/3/18	USC	2.2	2	2-2	2	2	ND
3/9/18	Kent State	1.0	0	0-0	0	1	ND
3/14/18	Texas	1.2	1	0-0	0	2	S, 2
3/16/18	#4 Kentucky	2.2	4	2-2	0	4	S, 3
3/23/18	at # 2 Florida	2.0	1	0-0	0	4	S, 4
3/25/18	at # 2 Florida	1.2	1	1-1	0	0	ND
3/29/18	at #4 Ole Miss	3.0	1	0-0	1	5	S, 5
3/31/18	at #4 Ole Miss	2.0	1	2-2	1	1	ND
4/6/18	#13 Auburn	2.2	0	0-0	0	1	S, 6
4/10/18	Grambling St.	1.0	0	0-0	0	1	S, 7
4/14/18	South Carolina	1.0	0	0-0	0	1	S, 8
4/14/18	South Carolina	2.0	1	0-0	0	1	S, 9
4/20/18	at Mississippi St.	2.0	1	3-3	3	5	L, 2-1
5/13/18	#20 Texas A&M	2.0	0	2-2	2	2	ND
5/17/18	at #13 Georgia	2.2	3	1-1	0	3	S, 10
5/25/18	vs. Florida	2.0	0	0-0	1	5	S, 11
TOTALS	19 G, 0 GS	36.1	16	13-13	10	41	2-1 (11 SV)

Matt Cronin 2017 Game-By-Game (Freshman)
(15 Appearances, 0 Starts)

Date	Opponent	IP	H	R-ER	BB	K	Result
3/4/17	vs. Nebraska	1.0	0	0-0	0	2	ND
3/8/17	ULM	2.0	0	0-0	2	3	ND
3/15/17	Alcorn State	2.0	2	1-1	0	4	ND
3/22/17	New Orleans	0.0	0	1-1	1	0	ND
4/1/17	at Alabama	1.0	1	0-0	1	1	ND
4/5/17	Grand Canyon	1.0	0	0-0	0	2	ND
4/11/17	at Missouri State	1.2	1	0-0	1	2	W, 1-0
4/18/17	Memphis	1.1	2	0-0	0	2	W, 2-0
4/25/17	vs. Kansas State	3.0	2	0-0	1	5	ND
5/19/17	at #22 Texas A&M	0.1	0	0-0	0	0	ND
5/25/17	vs. Auburn	3.0	0	0-0	3	6	W, 3-0
5/28/17	vs. LSU	0.1	0	0-0	0	1	ND
6/2/17	Oral Roberts	0.1	0	0-0	0	1	ND
6/3/17	Missouri State	0.0	0	1-1	1	0	L, 3-1
6/4/17	Missouri State	1.0	0	1-1	2	2	ND
TOTALS	15 G, 0 GS	18.0	8	4-4	12	31	3-1

2018 HIGHLIGHTS

- Picked up the win in game three against Bucknell after pitching a scoreless inning with one strikeout.
- Earned the save against Arizona, pitching the final 2.1 innings and retiring seven of the final eight batters.
- Won his second game in three appearances after throwing four innings at San Diego State and striking out five.
- The four innings against the Aztecs was a career high.
- Earned his second save against Texas, throwing the final 1.2 innings, while also getting out of bases loaded jam with the tying run on third.
- The 11 saves tops his total of one from 2017. Is one of five Razorbacks with at least one save in 2018.
- Came back from a mild case of mono last week, missing the previous two weeks, throwing two innings in game three against Texas A&M.

#35 JACOB KOSTYSHOCK • SO • RHP • 6-4 • 172

CAREER HIGHS

Category	High	Opponent (Last)	Date
Innings	3.2	at No. 2 Florida	3/24/18
Longest Start	--	--	--
Shortest Start	--	--	--
Longest Relief	3.2	at No. 2 Florida	3/24/18
Hits	7	at No. 2 Florida	3/24/18
Runs	7	at No. 2 Florida	3/24/18
Earned Runs	5	at No. 2 Florida	3/24/18
Walks	3	vs. Nebraska	3/4/17
Strikeouts	3	at San Diego	2/25/18

KOSTYSHOCK'S CAREER APPEARANCES

Jacob Kostyshock 2018 Game-By-Game (Sophomore)
(9 Appearances, 0 Starts)

Date	Opponent	IP	H	R-ER	BB	K	Result
2/17/18	Bucknell	1.0	0	0-0	0	2	ND
2/25/18	at San Diego	3.0	3	0-0	0	3	ND
3/9/18	Kent State - 1	1.0	1	0-0	1	1	ND
3/9/18	Kent State - 2	0.1	1	0-0	0	0	ND
3/13/18	Texas	3.0	4	2-2	2	1	S, 1
3/21/18	at Charlotte	1.0	2	1-1	0	0	ND
3/24/18	at No. 2 Florida	3.2	7	7-5	2	2	ND
3/31/18	at No. 4 Ole Miss	0.1	1	2-2	1	0	ND
4/29/18	Alabama	0.2	0	0-0	2	1	ND
TOTALS	9 G, 0 GS	14.0	19	12-10	8	10	0-0 (1 SV)

Jacob Kostyshock 2017 Game-By-Game (Freshman)
(6 Appearances, 0 Starts)

Date	Opponent	IP	H	R-ER	BB	K	Result
3/4/17	vs. Nebraska	0.2	2	3-3	3	2	ND
3/8/17	ULM	2.0	0	0-0	0	2	ND
3/15/17	Alcorn State	1.0	0	0-0	0	0	ND
4/4/17	Grand Canyon	0.2	3	1-1	0	1	ND
4/13/17	Georgia	0.0	0	0-0	2	0	ND
4/25/17	vs. Kansas State	1.0	1	0-0	1	1	W, 1-0
TOTALS	6 G, 0 GS	5.2	6	4-4	6	6	1-0

2018 HIGHLIGHTS

- Threw a career-high three scoreless innings at San Diego, while striking out three batters, also a career-high.
- Has come out of the bullpen in three of the last four games, allowing just two earned runs in 4.1 innings.
- Picked up his first save of the year against Texas (March 13), throwing the last three innings in a 13-4 victory.
- Equaled his appearance total from 2017 by throwing one inning at Charlotte (March 21).

#27 EVAN LEE • SO • LHP • 6-2 • 190

CAREER HIGHS

Category	High	Opponent (Last)	Date
Innings	4.1	Kent State	3/11/18
Longest Start	1.0	at Louisiana Tech	3/1/17
Shortest Start	1.0	2x (at No. 4 Ole Miss)	3/30/18
Longest Relief	4.1	Kent State	3/11/18
Hits	5	No. 4 Kentucky	3/17/18
Runs	3	3x (at No. 4 Ole Miss)	3/30/18
Earned Runs	3	at Louisiana Tech	3/1/17
Walks	2	3x (No. 4 Texas Tech)	4/24/18
Strikeouts	4	2x (No. 4 Texas Tech)	4/24/18

LEE'S CAREER APPEARANCES

Evan Lee 2018 Game-By-Game (Sophomore)
(14 Appearances, 1 Starts)

Date	Opponent	IP	H	R-ER	BB	K	Result
2/17/18	Bucknell	1.0	1	1-1	2	0	ND
2/25/18	at San Diego	1.1	2	2-2	1	2	L, 0-1
3/11/18	Kent State	4.1	2	0-0	0	1	W, 1-1
3/17/18	#4 Kentucky	2.0	5	3-2	0	4	ND
3/30/18	at #4 Ole Miss*	1.0	4	3-2	1	0	L, 1-2
4/3/18	ULM	0.2	1	0-0	0	1	W, 2-2
4/12/18	South Carolina	1.2	3	0-0	0	1	ND
4/17/18	Missouri St.	1.0	3	2-2	2	0	ND
4/24/18	#4 Texas Tech	1.2	0	0-0	2	4	W, 3-2
4/28/18	Alabama	2.0	0	0-0	0	1	W, 4-2
4/29/18	Alabama	0.1	0	0-0	0	0	ND
5/6/18	at LSU	0.2	1	0-0	0	3	ND
5/13/18	#20 Texas A&M	0.0	1	0-0	0	0	ND
5/19/18	at #13 Georgia	0.1	1	1-1	1	0	L, 4-3
TOTALS	14 G, 1 GS	19.0	23	12-10	9	13	4-3

Evan Lee 2017 Game-By-Game (Freshman)
(13 Appearances, 1 Start)

Date	Opponent	IP	H	R-ER	BB	K	Result
2/26/17	Bryant	1.0	0	0-0	0	1	ND
3/1/17	at Louisiana Tech*	1.0	2	3-3	0	0	ND
3/5/17	vs. #30 Oklahoma St.	2.1	1	1-0	1	2	ND
3/15/17	Alcorn State	1.0	0	0-0	1	2	ND
3/17/17	Mississippi St.	0.1	0	0-0	0	0	ND
4/5/17	Grand Canyon	2.0	3	1-1	1	2	ND
4/11/17	at Missouri State	1.0	2	0-0	0	2	ND
4/18/17	Memphis	2.0	0	0-0	1	2	ND
4/22/17	at #10 Auburn	0.1	0	0-0	1	1	ND
4/23/17	at #10 Auburn	1.2	3	2-2	0	2	ND
4/28/17	Ole Miss	1.0	0	0-0	0	0	S, 1
5/18/17	at No. 22 Texas A&M	0.1	0	0-0	0	0	ND
5/25/17	vs. Mississippi St.	0.0	0	0-0	1	0	ND
6/4/17	Missouri State	0.1	0	0-0	0	1	S, 2
6/5/17	Missouri State	0.2	0	0-0	0	2	ND
TOTALS	13 G, 1 GS	15.0	12	7-6	6	17	0-0 (2 SV)

2018 HIGHLIGHTS

- Earned his first victory of the year, throwing an effective 4.1 innings against Kent State (March 11) and not giving up a run.
- The 4.1 innings against the Golden Flashes ended up being a career long.
- Got the win and a home run in the 10-9 win in 10 innings over ULM (April 3), a feat that hadn't been accomplished since Brett Eibner in 2010.
- Earned his third win of the year with 1.2 hitless innings against No. 4 Texas Tech (April 24) and tied his career-high with four strikeouts.
- Picked up win in game 2 vs. Alabama (April 28), his second in as many outings.

#28 KOLE RAMAGE • FR • RHP • 6-1 • 201

CAREER HIGHS

Category	High	Opponent (Last)	Date
Innings	4.2	at No. 13 Georgia	5/19/18
Longest Start	4.2	at No. 13 Georgia	5/19/18
Shortest Start	1.2	No. 4 Kentucky	3/17/18
Longest Relief	3.2	at No. 4 Ole Miss	3/30/18
Hits	6	at No. 13 Georgia	5/19/18
Runs	5	ULM	4/3/18
Earned Runs	2	3x (Alabama)	4/29/18
Walks	2	4x (vs. S. Carolina)	5/23/18
Strikeouts	5	3x (at No. 13 Georgia)	5/19/18

RAMAGE'S CAREER APPEARANCES

Kole Ramage 2018 Game-By-Game (Freshman)
(17 Appearances, 2 Start)

Date	Opponent	IP	H	R-ER	BB	K	Result
2/16/18	Bucknell	2.0	1	0-0	0	4	ND
2/25/18	at San Diego	1.0	3	3-2	1	0	ND
3/1/18	Dayton	2.0	2	0-0	0	3	ND
3/9/18	Kent State	2.0	2	1-1	0	4	ND
3/11/18	Kent State	0.0	1	1-0	1	0	ND
3/14/18	Texas	2.2	2	0-0	2	3	ND
3/17/18	No. 4 Kentucky*	1.2	2	4-1	1	2	ND
3/21/18	at Charlotte	1.0	2	1-1	0	1	L, 0-1
3/30/18	at No. 4 Ole Miss	3.2	0	0-0	0	5	ND
4/3/18	ULM	1.1	1	5-1	2	1	ND
4/10/18	Grambling St.	2.2	3	4-0	1	5	ND
4/12/18	South Carolina	0.1	1	0-0	0	1	ND
4/17/18	Missouri St.	1.2	0	0-0	0	2	W, 1-1
4/21/18	at Mississippi St.	0.1	1	0-0	0	1	ND
4/29/18	Alabama	0.2	0	3-2	2	2	ND
5/19/18	at #13 Georgia*	4.2	6	2-2	1	5	ND
5/23/18	vs. South Carolina	2.2	5	2-2	2	3	ND
TOTALS	17 G, 2 GS	28.2	29	21-11	11	40	1-1

#46 BARRETT LOSEKE • JR • RHP • 6-0 • 180

CAREER HIGHS

Category	High	Opponent (Last)	Date
Innings	4.2	2x (No. 4 Texas Tech)	4/24/18
Longest Start	4.0	2x (at S. Carolina)	3/19/16
Shortest Start	1.0	at Ole Miss	4/10/16
Longest Relief	4.2	2x (No. 4 Texas Tech)	4/24/18
Hits	4	4x (at No. 13 Georgia)	5/18/18
Runs	3	5x (Missouri State)	6/4/17
Earned Runs	3	4x (Memphis)	4/18/17
Walks	3	6x (at LSU)	5/4/18
Strikeouts	10	No. 4 Texas Tech	4/24/18

LOSEKE'S CAREER APPEARANCES

Barrett Loseke 2018 Game-By-Game (Junior)
(20 Appearances, 2 Starts)

Date	Opponent	IP	H	R-ER	BB	K	Result
2/16/18	Bucknell	1.0	0	0-0	0	2	ND
2/25/18	at San Diego*	2.2	4	2-2	0	2	ND
3/4/18	USC	0.0	1	2-2	1	0	ND
3/14/18	Texas	0.1	2	1-1	1	1	ND
3/21/18	at Charlotte*	3.0	0	0-0	1	8	ND
3/27/18	at Memphis	4.1	2	1-1	1	2	ND
3/31/18	at #4 Ole Miss	1.0	2	2-2	2	1	ND
4/3/18	ULM	2.0	0	0-0	2	5	ND
4/7/18	No. 13 Auburn	2.0	1	0-0	2	1	ND
4/12/18	South Carolina	2.0	2	2-2	1	2	L, 0-1
4/24/18	#4 Texas Tech	4.2	0	0-0	0	10	S, 1
4/28/18	Alabama	1.1	1	0-0	1	2	S, 2
4/29/18	Alabama	2.1	1	0-0	3	5	W, 1-1
5/4/18	at LSU	2.1	1	0-0	3	2	W, 2-1
5/6/18	at LSU	1.2	0	0-0	0	1	ND
5/12/18	#20 Texas A&M	1.2	2	1-1	1	2	S, 3
5/13/18	#20 Texas A&M	0.2	1	0-0	0	0	ND
5/18/18	at #13 Georgia	4.1	4	1-1	2	2	L, 2-2
5/23/18	vs. S. Carolina	0.2	1	0-0	0	0	ND
5/25/18	vs. Florida	1.0	1	1-1	1	2	ND
TOTALS	20 G, 2 GS	39.0	27	13-13	22	52	2-2 (3 SV)

Barrett Loseke 2017 Game-By-Game (Sophomore)
(15 Appearances, 2 Starts)

Date	Opponent	IP	H	R-ER	BB	K	Result
2/19/17	Miami (Ohio)	1.0	0	0-0	2	2	ND
2/26/17	Bryant	2.1	4	3-3	2	3	ND
3/1/17	at Louisiana Tech	4.0	1	0-0	1	7	W, 1-0
3/10/17	Rhode Island	4.2	3	0-0	0	3	W, 2-0
3/18/17	Mississippi St.	0.0	0	0-0	1	0	ND
3/22/17	New Orleans	3.1	1	0-0	1	4	W, 3-0
3/26/17	at #18 Missouri	0.1	3	2-2	1	0	ND
4/5/17	Grand Canyon*	2.0	0	0-0	2	2	ND
4/7/17	#13 LSU	1.0	3	0-0	0	1	ND
4/11/17	at Missouri State	1.0	1	2-2	1	1	ND
4/13/17	Georgia	1.2	0	0-0	1	2	ND
4/18/17	Memphis*	3.0	3	3-3	3	2	ND
4/23/17	at #10 Auburn	0.1	1	0-0	0	0	ND
4/25/17	vs. Kansas State	0.1	1	2-2	1	0	ND
6/4/17	Missouri State	0.2	2	3-0	1	1	ND
TOTALS	15 G, 2 GS	25.2	23	15-12	17	28	3-0

Barrett Loseke 2016 Game-By-Game (Freshman)
(17 Appearances, 6 Starts)

Date	Opponent	IP	H	R-ER	BB	K	Result
2/20/16	Central Michigan	0.1	1	0-0	0	0	ND
2/23/16	Mississippi Valley St.	2.0	1	0-0	0	3	ND
2/28/16	vs. #23 Texas Tech	1.1	2	0-0	3	3	ND
3/9/16	Gonzaga	3.0	1	0-0	1	1	ND
3/13/16	Western Illinois*	4.0	1	0-0	1	4	W, 1-0
3/19/16	at #12 South Carolina*	4.0	3	2-2	3	3	ND
3/27/16	Auburn*	2.2	4	1-1	1	2	ND
4/3/16	Missouri*	3.1	2	3-3	1	4	L, 1-1
4/10/16	at #14 Ole Miss*	1.0	2	3-3	2	3	L, 1-2

4/12/16	ULM	1.0	1	0-0	0	1	ND
4/16/16	#2 Florida	0.2	0	0-0	3	2	ND
4/26/16	#18 Oklahoma St.	1.0	0	0-0	1	0	ND
4/30/16	#2 Texas A&M-2	3.2	2	0-0	0	4	ND
5/6/16	at #13 LSU	0.0	0	0-0	2	0	ND
5/8/16	at #13 LSU	1.2	1	0-0	1	2	ND
5/17	Missouri St.*	2.0	2	2-2	1	1	L, 1-3
5/20/16	at #4 Mississippi St.	1.0	1	0-0	0	2	ND
TOTALS	17 G, 6 GS	32.2	24	11-11	20	35	1-3

2018 HIGHLIGHTS

- Made his first start of the year at San Diego, throwing 2.2 innings and allowing two runs on four hits with two strikeouts.
- Has started at least one game every year since 2016.
- Struck out a career-high eight batters at Charlotte (March 21) out of a possible nine batters faced.
- Recorded his second-straight outing of three innings or more by throwing 4.1 innings out of the bullpen against Memphis (March 27).
- Threw 4.2 perfect innings against No. 4 Texas Tech (April 24), striking out a career-high 10 batters.
- Picked up second save in as many appearances with a scoreless 1.1 innings against Alabama (April 28), striking out two.
- Since his 10-strikeout performance against No. 4 Texas Tech, he has saved two games and recorded two wins.
- Picked up his third save of the year by finishing off a 3-1 victory over No. 20 Texas A&M with 1.2 innings pitched and two hits allowed against eight batters.
- Pitched 1.2 innings in the SEC Tournament, allowing just one earned run and striking out two.
- Has only given up three runs over his last 20.1 innings and has struck out 26 during that span with only nine walks.

#34 JAKE REINDL • JR • RHP • 6-1 • 200

CAREER HIGHS

Category	High	Opponent (Last)	Date
Innings	7.0	No. 13 Auburn	4/8/18
Longest Start	2.2	at Memphis	3/27/18
Shortest Start	2.2	at Memphis	3/27/18
Longest Relief	7.0	No. 13 Auburn	4/8/18
Hits	6	2x (at Memphis)	3/27/18
Runs	5	at Memphis	3/27/18
Earned Runs	4	at Memphis	3/27/18
Walks	3	3x (at LSU)	5/5/18
Strikeouts	9	No. 13 Auburn	4/8/18

REINDL'S CAREER APPEARANCES

Jake Reindl 2018 Game-By-Game (Junior)
(21 Appearances, 1 Starts)

Date	Opponent	IP	H	R-ER	BB	K	Result
2/18/18	Bucknell	1.0	1	0-0	0	1	S, 1
2/23/18	vs. Cal Poly	2.0	2	1-1	1	1	L, 0-1
3/4/18	USC	3.0	4	3-2	0	4	ND
3/9/18	Kent State	2.1	2	1-1	1	3	ND
3/14/18	Texas	0.1	3	2-2	0	0	ND
3/16/18	No. 4 Kentucky	1.2	2	0-0	3	2	W, 1-1
3/21/18	at Charlotte	0.0	1	2-0	0	0	ND
3/27/18	at Memphis*	2.2	6	5-4	1	5	ND
4/3/18	ULM	3.0	3	0-0	0	3	ND
4/8/18	#13 Auburn	7.0	1	1-1	2	9	W, 2-1
4/17/18	Missouri St.	4.0	1	0-0	1	7	ND
4/20/18	at Mississippi St.	0.1	1	0-0	0	0	ND
4/21/18	at Mississippi St.	2.1	3	1-1	0	2	ND
4/27/18	Alabama	3.0	3	0-0	0	4	S, 3
4/29/18	Alabama	1.2	1	0-0	1	3	S, 4
5/4/18	at LSU	0.2	0	0-0	0	2	S, 5
5/5/18	at LSU	1.2	2	2-0	3	2	ND
5/11/18	#20 Texas A&M	2.0	1	0-0	0	4	ND
5/13/18	#20 Texas A&M	1.0	0	0-0	2	1	ND
5/17/18	at #13 Georgia	0.1	2	1-1	0	1	ND
5/26/18	vs. LSU	4.0	1	0-0	0	3	ND
TOTALS	21 G, 1 GS	45.0	40	18-13	15	51	2-1 (5 SV)

Jake Reindl 2017 Game-By-Game (Sophomore)
(24 Appearances, 0 Starts)

Date	Opponent	IP	H	R-ER	BB	K	Result
2/17/17	Miami (Ohio)	3.0	2	0-0	0	3	ND
2/24/17	Bryant	0.1	1	2-2	1	0	ND
3/1/17	at Louisiana Tech	2.0	3	0-0	0	2	ND
3/5/17	vs. #14 Oklahoma St.	0.0	0	0-0	1	0	ND
3/14/17	Alcorn State	2.1	4	1-1	1	1	ND
3/22/17	New Orleans	0.2	2	1-1	1	1	ND
3/25/17	at #18 Missouri	2.2	2	0-0	0	4	ND
4/1/17	at Alabama	2.2	0	0-0	0	5	ND
4/4/17	Grand Canyon	2.1	0	0-0	0	1	ND
4/9/17	#13 LSU	5.2	2	1-1	0	5	ND
4/14/17	Georgia	2.0	1	0-0	2	1	W, 1-0
4/18/17	Memphis	1.2	3	4-4	0	0	ND
4/22/17	at #10 Auburn	3.0	2	0-0	1	6	S, 1
4/25/17	vs. Kansas State	1.1	1	0-0	1	1	ND
4/28/17	Ole Miss	6.1	6	1-1	3	5	W, 2-0
5/4/17	at Tennessee	0.1	2	2-0	1	0	L, 2-1
5/12/17	#25 Vanderbilt	0.0	0	0-0	1	0	ND
5/14/17	#25 Vanderbilt	4.1	3	0-0	0	6	S, 2
5/18/17	at No. 22 Texas A&M	2.0	1	1-1	1	2	W, 3-1
5/25/17	vs. Mississippi St.	1.0	1	1-0	1	1	ND
5/26/17	vs. Mississippi St.	2.1	0	0-0	0	1	ND
6/3/17	Missouri State	1.0	0	0-0	1	0	ND
6/4/17	Oral Roberts	2.1	0	0-0	0	3	S, 3
6/4/17	Missouri State	1.1	3	2-2	0	1	W, 4-1
TOTALS	24 G, 0 GS	50.2	39	16-13	16	49	4-1 (3 SV)

Jake Reindl 2016 Game-By-Game (Freshman)
(6 Appearances, 0 Starts)

Date	Opponent	IP	H	R-ER	BB	K	Result
2/24/16	Mississippi Valley St.	1.0	0	0-0	0	2	ND
3/9/16	Gonzaga	0.1	2	2-2	0	0	ND
3/15/16	Grambling St.	1.0	1	0-0	0	0	ND
4/5/17/16	Missouri St.	1.0	1	0-0	0	1	ND
5/19/16	at #4 Mississippi St.	0.2	0	0-0	0	1	ND
TOTALS	6 G, 0 GS	5.0	6	3-3	0	5	0-0

2018 HIGHLIGHTS

- Picked up the save in his first appearance of the year, going the final inning against Bucknell (Feb. 18) to help Arkansas to the season-opening sweep.
- Earned the win in his first SEC appearance of the year, going scoreless 1.2 innings against Kentucky (March 16) with just two hits allowed.
- Pitched the final seven innings against Auburn (April 8), giving up only one run on one hit and striking out a career-high nine.
- Retired the final 15 batters against Auburn in his longest outing of his career.
- Has only allowed two earned runs over his previous 10 appearances and picked up one win and three saves in the process.
- Came into the series opener against LSU (May 4) with runners on the corners and no outs in the ninth inning, but was able to strike out two and induce a pop up to earn the save in the one-run game.
- Made two appearances against No. 20 Texas A&M, giving up just one hit over three innings with five strikeouts.
- Threw four scoreless innings in the SEC Tournament semifinal against LSU, after coming in to pitch in the 6th inning in relief of Isaiah Cambell.
- The four innings by Reindl out of the bullpen against LSU tied for his second-longest outing of the year.

Pitchers

#99 JACKSON RUTLEDGE • FR • RHP • 6-8 • 258

SEASON HIGHS

Category	High	Opponent (Last)	Date
Innings	3.0	2x (ULM)	4/3/18
Longest Start	3.0	ULM	4/3/18
Shortest Start	3.0	ULM	4/3/18
Longest Relief	3.0	USC	3/2/18
Hits	4	No. 4 Texas Tech	4/24/18
Runs	4	ULM	4/3/18
Earned Runs	3	ULM	4/3/18
Walks	2	2x (Alabama)	4/29/18
Strikeouts	4	Bucknell	2/18/18

RUTLEDGE'S CAREER APPEARANCES

Jackson Rutledge 2018 Game-By-Game (Freshman)
(12 Appearances, 2 Starts)

Date	Opponent	IP	H	R-ER	BB	K	Result
2/18/18	Bucknell	2.0	1	0-0	1	4	ND
2/23/18	vs. Cal Poly	0.2	0	2-0	1	0	ND
3/2/18	USC	3.0	1	0-0	1	2	S, 1
3/4/18	USC	1.0	0	0-0	1	0	W, 1-0
3/21/18	at Charlotte	1.0	1	0-0	0	0	ND
3/23/18	at #2 Florida	0.1	1	0-0	0	0	ND
3/27/18	at Memphis	1.1	1	0-0	1	2	W, 2-0
3/31/18	at #4 Ole Miss	0.1	1	1-0	1	0	ND
4/3/18	ULM*	3.0	2	4-3	2	2	ND
4/10/18	Grambling St.	0.1	1	0-0	0	1	W, 3-0
4/24/18	#4 Texas Tech*	2.2	4	1-1	1	3	ND
4/29/18	Alabama	0.0	0	2-2	2	0	ND
TOTALS	12 G, 1 GS	15.2	13	10-6	11	14	3-0 (1 SV)

2018 HIGHLIGHTS

- Made his collegiate debut against Bucknell (Feb. 18), striking out a team-high four over two innings.
- Picked up his first collegiate save against USC (March 2), going the final three innings with just one hit allowed and one walk.
- Also earned his first win in the series finale against USC (March 4), pitching a scoreless top half of the eighth, allowing his teammates to get the walk-off hit in the bottom half.
- Made his first start against ULM (April 3), going three innings with two hits and four runs allowed.

#57 CODY SCROGGINS • R-SO • RHP • 6-0 • 190

CAREER HIGHS

Category	High	Opponent (Last)	Date
Innings	2.0	ULM	4/4/18
Longest Start	--	--	--
Shortest Start	--	--	--
Longest Relief	2.0	ULM	4/4/18
Hits	2	2x (at No. 13 Georgia)	5/18/18
Runs	2	at No. 13 Georgia	5/18/18
Earned Runs	2	at No. 13 Georgia	5/18/18
Walks	2	vs. Arizona	2/21/18
Strikeouts	2	3x (Alabama)	4/28/18

SCROGGINS' CAREER APPEARANCES

Cody Scroggins 2018 Game-By-Game (R-Sophomore)
(12 Appearances, 0 Starts)

Date	Opponent	IP	H	R-ER	BB	K	Result
2/17/18	Bucknell	1.0	0	0-0	0	2	ND
2/21/18	vs. Arizona	0.2	1	0-0	2	2	ND
3/3/18	USC	1.0	0	0-0	0	0	ND
3/9/18	Kent State	0.0	0	1-1	1	0	ND
3/21/18	at Charlotte	0.1	0	1-0	1	1	ND
4/4/18	ULM	2.0	0	0-0	1	2	ND
4/12/18	South Carolina	1.0	0	0-0	0	1	ND
4/21/18	at Mississippi St.	0.2	0	1-1	1	0	ND
4/28/18	Alabama	0.2	1	1-1	1	2	ND
5/6/18	at LSU	1.0	2	1-1	0	1	ND
5/13/18	#20 Texas A&M	0.1	1	1-1	0	1	ND
5/18/18	at #13 Georgia	1.0	2	2-2	2	2	ND
TOTALS	12 G, 0 GS	9.2	7	8-7	9	14	0-0

Cody Scroggins 2017 Game-By-Game (Sophomore)
(3 Appearances, 0 Starts)

Date	Opponent	IP	H	R-ER	BB	K	Result
2/18/17	Miami (Ohio)	1.0	1	0-0	0	1	ND
2/24/17	Bryant	0.0	1	1-1	1	0	ND
3/1/17	at Louisiana Tech	1.1	1	0-0	0	0	ND
TOTALS	3 G, 0 GS	2.1	3	1-1	1	1	0-0

Cody Scroggins 2016 Game-By-Game (Freshman)
(4 Appearances, 0 Starts)

Date	Opponent	IP	H	R-ER	BB	K	Result
4/3/16	Missouri	1.0	0	0-0	0	0	ND
4/8/16	at #14 Ole Miss	1.0	0	0-0	1	1	ND
4/15/16	#2 Florida	1.0	1	1-1	1	0	ND
5/8/16	at #13 LSU	0.1	2	1-1	0	0	ND
TOTALS	4 G, 0 GS	3.1	3	2-2	2	1	0-0

2018 HIGHLIGHTS

- Came back from Tommy John surgery in 2017 to full health in 2018.
- Set career-high with two strikeouts against Bucknell (Feb. 17) and Arizona (Feb. 21).
- Transitioned from infielder to pitcher at tail end of freshman year.

#88 ZEBULON VERMILLION • FR • RHP • 6-4 • 208

SEASON HIGHS

Category	High	Opponent (Last)	Date
Innings	3.0	USC	3/2/18
Longest Start	--	--	--
Shortest Start	--	--	--
Longest Relief	3.0	USC	3/2/18
Hits	1	4x (at Miss. St.)	4/21/18
Runs	2	Bucknell	2/18/18
Earned Runs	1	3x (at Miss. St.)	4/21/18
Walks	1	4x (USC)	3/4/18
Strikeouts	4	Bucknell	2/18/18

VERMILLION'S CAREER APPEARANCES

Zebulon Vermillion 2018 Game-By-Game (Freshman)
(7 Appearances, 0 Starts)

Date	Opponent	IP	H	R-ER	BB	K	Result
2/17/18	Bucknell	1.0	3	2-2	0	1	ND
2/28/18	Dayton	3.0	3	1-0	0	3	S, 1
3/9/18	Kent State-2	1.0	0	0-0	0	1	ND
3/17/18	Kentucky-1	1.0	2	1-1	0	2	ND
3/21/18	at Charlotte	0.2	0	0-0	0	0	ND
3/24/18	at No. 2 Florida	2.1	3	1-1	0	4	ND
4/21/18	at Mississippi St.	0.1	1	1-1	0	0	ND
TOTALS	7 G, 0 GS	9.1	12	6-5	0	11	0-0 (1 SV)

2018 HIGHLIGHTS

- Made his collegiate debut against Bucknell (Feb. 17) throwing one inning and striking out one in the 32-4 victory.
- Earned first collegiate save, closing out the final three innings against Dayton (Feb. 28) with one unearned run allowed.
- Has only given up three earned runs in his last five outings (5.1 innings).

#9 JAX BIGGERS • JR • INF • 5-11 • 180

CAREER HIGHS

Category	High	Opponent (Last)	Date
Hits	4	2x (No. 4 Kentucky)	3/17/18
Runs	3	3x (No. 4 Kentucky)	3/17/18
Doubles	2	2x (No. 4 Kentucky)	3/16/18
Triples	2	vs. Auburn	5/25/17
Home Runs	1	6x (No. 4 Kentucky)	3/17/18
RBI	4	No. 4 Kentucky	3/17/18
Walks	3	Texas	3/14/18
Stolen Bases	2	USC	3/2/18

SEASON HIGHS

Category	High	Opponent (Last)	Date
Hits	4	No. 4 Kentucky	3/17/18
Runs	3	2x (No. 4 Kentucky)	3/17/18
Doubles	2	No. 4 Kentucky	3/16/18
Triples	--	--	--
Home Runs	1	No. 4 Kentucky	3/17/18
RBI	4	No. 4 Kentucky	3/17/18
Walks	3	Texas	3/14/18
Stolen Bases	2	USC	3/2/18

2018 HIGHLIGHTS

- Went 1-for-3 in the season opener against Bucknell (Feb. 16) with a run scored and a walk.
- Has multi-hit games against Bucknell (Feb. 17) and at San Diego State (Feb. 24).
- Drove in two of the three runs in the second inning against San Diego (Feb. 25) on a double to left-center.
- Got the lead-off hit in the bottom of the eighth against USC (March 4) before being driven in on Eric Cole's triple to tie the game.
- Stole two bases for the first time in his Division I career against USC (March 2), making him one of two players to achieve the feat this season.
- Walked a career-high three times against Texas (March 14).
- Hit .558 against Texas and No. 4 Kentucky with two doubles, two home runs, and seven RBIs out of the leadoff spot to be named the SEC Player of the Week.
- Against Kentucky, he totaled three multi-hit games, including one three-hit game and one four-hit game.
- One of three Hogs with a four-hit game this year and is second on the team with seven multi-hit games.
- Went 7-for-9 in the DH with Kentucky with two home runs and six RBIs.
- Hit 4-for-14 (.286) in the Ole Miss series, with two RBIs, two runs scored, and one double.
- Totaled three RBIs in game two of the series with Auburn (April 7) without recording a hit, drawing a walk with the bases-loaded and two sacrifice flies.
- Suffered a fractured index finger on his left hand after attempting to bunt against Texas A&M on May 11, missing five games.
- Came back in the SEC Tournament for the third round and semifinal games, including a 2-for-3 day at the plate in his first game back against Florida.

#17 LUKE BONFIELD • SR • OF • 6-3 • 205

CAREER HIGHS

Category	High	Opponent (Last)	Date
Hits	3	11x (Alabama)	4/28/18
Runs	4	2x (vs. Nebraska)	3/4/17
Doubles	2	3x (at #10 Auburn)	4/22/17
Triples	1	2x (Missouri State)	4/17/18
Home Runs	1	25x (at No. 13 Georgia)	5/17/18
RBI	5	Miss. Valley St.	2/23/16
Walks	4	at LSU	5/7/16
Stolen Bases	1	at #22 Texas A&M	5/18/17

SEASON HIGHS

Category	High	Opponent (Last)	Date
Hits	3	2x (Alabama)	4/28/18
Runs	3	2x (No. 4 Kentucky)	3/17/18
Doubles	1	9x (vs. Florida)	5/25/18
Triples	1	Missouri State	4/17/18
Home Runs	1	8x (at No. 13 Georgia)	5/17/18
RBI	4	2x (No. 20 Texas A&M)	5/13/18
Walks	3	USC	3/4/18
Stolen Bases	1	at No. 13 Georgia	5/18/18

2018 HIGHLIGHTS

- Hit a three-run home run against Bucknell (Feb. 17) and also scored three runs after reaching via walk twice.
- Tied a career-high with three hits against USC (March 3), part of a 3-for-3 day with one double and one walk.
- Went 3-for-4 with a season-high four RBIs and one home run on the backend of the DH with Kentucky. It's his first three-hit game of the year.
- Finished the Auburn series 3-for-11 (.273), including a two-hit game in game two with two RBIs and a double.
- Hit his first home run since March 17 when he went deep off Casey Mize against Auburn (April 6), just the fifth home run he's allowed this year.
- Legged out his first triple of the season against Missouri State (April 17), second of his career.
- Matched his career-high going 3-for-4 at the plate in game two against Alabama (April 28) with two RBIs and a home run.
- Notched his second four-RBI game of the year, going 2-for-4 in the final game of the Texas A&M series (May 13) with a three-run home run, his seventh of the year.
- Hit his eighth homer of the year and second in as many games in the series opener against No. 13 Georgia.
- Reached base in all three games of the SEC Tournament, including six walks.
- Notched three walks in four plate appearances against Florida (May 25). Also hit a double in the same game and scored twice in the 8-2 win.

#8 ERIC COLE • JR • OF • 5-11 • 195

CAREER HIGHS

Category	High	Opponent (Last)	Date
Hits	4	3x (No. 4 Kentucky)	3/17/18
Runs	3	4x (No. 4 Kentucky)	3/17/18
Doubles	2	2x (Texas)	3/13/18
Triples	1	2x (USC)	3/4/18
Home Runs	2	at LSU	5/4/18
RBlS	4	at Mississippi St.	4/20/18
Walks	3	2x (Kent State)	3/9/18
Stolen Bases	1	9x (USC)	3/3/18

SEASON HIGHS

Category	High	Opponent (Last)	Date
Hits	4	2x (No. 4 Kentucky)	3/17/18
Runs	3	2x (No. 4 Kentucky)	3/17/18
Doubles	2	Texas	3/13/18
Triples	1	USC	3/4/18
Home Runs	2	at LSU	5/4/18
RBlS	4	at Mississippi St.	4/20/18
Walks	3	2x (Kent State)	3/9/18
Stolen Bases	1	4x (USC)	3/4/18

2018 HIGHLIGHTS

- Is second on the team with 19 multi-hit games this season and is one of three players with 10 or more home runs this year.
- Went 2-for-5 on Opening Day against Bucknell (Feb. 16) with an RBI and a walk.
- Was a perfect 3-for-3 at the plate in the series finale against Bucknell (Feb. 18), including hitting his first homer of the year.
- Hit the go-ahead home run against San Diego State (Feb. 24) in the sixth inning that eventually led to a 5-2 win over the Aztecs.
- Hit the game-tying RBI-triple against USC (March 4) in the eighth inning, his second triple of his career.
- Tied a career-high with four hits against USC (March 4) with one triple, two RBIs and two runs scored.
- Hit his fourth home run of the year on against Kent State (March 9), matching his entire total from 2017.
- Hit for two doubles in the same game vs. Texas (March 13) for the second time in his career. Finished the game 3-for-5 with a career-high three RBIs.
- Hit .438 in the series with Kentucky. Three of his seven hits were for extra-bases including two home runs.
- Was one of five Razorbacks with two or more homers in the series.
- Tied a career-best with four hits in the final game of the Kentucky series with a double and three runs scored.
- Drove in the tying and game-winning runs against Grambling State (April 10) on a single down the right field line.
- Went 3-for-5 in the series opener against South Carolina (April 12), his seventh game of three hits or more this year.
- Hit his first career grand slam in game one against Mississippi St. (April 20), capping a career-high four-RBI day.
- Went 5-for-13 (.384) at the plate against Alabama, including hitting his 10th home run of the year in game one.
- Recorded his first multi-home run game of his career in game one against LSU (May 4), part of a 3-for-4 day including a double and a walk.
- Finished the LSU series 5-for-12 (.417) with four extra-base hits and four runs scored.
- Has recorded a multi-hit game in six of last 15 games dating back to April 27 against Alabama and has driven in 13 runs during that span.

#24 DOMINIC FLETCHER • SO • CF • 5-9 • 188

CAREER HIGHS

Category	High	Opponent (Last)	Date
Hits	3	10x (at LSU)	5/5/18
Runs	3	2x (vs. Florida)	5/27/17
Doubles	1	18x (at LSU)	5/5/18
Triples	1	2x (at No. 13 Georgia)	5/17/18
Home Runs	1	22x (vs. South Carolina)	5/23/18
RBlS	5	2x (vs. South Carolina)	5/23/18
Walks	3	at San Diego State	2/24/18
Stolen Bases	1	2x (at San Diego State)	2/24/18

SEASON HIGHS

Category	High	Opponent (Last)	Date
Hits	3	5x (at LSU)	5/5/18
Runs	2	7x (No. 20 Texas A&M)	5/11/18
Doubles	1	13x (at LSU)	5/5/18
Triples	1	at No. 13 Georgia	5/17/18
Home Runs	1	8x (vs. South Carolina)	5/23/18
RBlS	5	2x (vs. South Carolina)	5/23/18
Walks	3	at San Diego State	2/24/18
Stolen Bases	1	at San Diego State	2/24/18

2018 HIGHLIGHTS

- Has started 55 of 57 games this season, all in centerfield.
- Went 2-for-4 with a career-high five RBIs, one home run, and one double against Bucknell (Feb. 17).
- Hit the game-tying home run against Cal Poly (Feb. 23) in the bottom of the seventh inning for his second home run of the year.
- Hit the pinch-hit walk-off single against USC (March 4) to help Arkansas claim the series over the Trojans.
- Was one of just two players with two or more hits against Charlotte on March 21.
- Was the only player against Grambling State (April 10) to record a multi-hit game, going 3-for-4 with a run scored and an RBI.
- Since March 16, has at least one hit in 25 of 31 games and has only gone hitless in four SEC games.
- Currently has third-best average on the team in conference games, going .346 at the plate in 27 games with 13 extra-base hits.
- Had the go-ahead home run in the fifth inning against Alabama to complete a three-run comeback, his second home run of the weekend.
- Finished the series with Alabama 5-for-12 (.417) with two home runs and five RBIs.
- Nearly matched his career-high RBI total after driving in four in game three against Alabama (April 29) to help with the series sweep.
- Tied a career-high with three hits in game two against LSU (May 5), falling just a triple short of the cycle.
- Went 3-for-5 in that game with two RBIs and a run scored and has recorded a multi-hit game in six of his last nine.
- Tied a career-high with five RBIs against South Carolina in the second round of the SEC Tournament, three coming off a homer, his eighth of the year.

#3 JARED GATES • SR • INF • 6-0 • 190

CAREER HIGHS

Category	High	Opponent (Last)	Date
Hits	3	2x (#13 LSU)	4/7/17
Runs	2	5x (vs. South Carolina)	5/23/18
Doubles	1	8x (at Mississippi St.)	4/21/18
Triples	--	--	--
Home Runs	1	10x (vs. LSU)	5/26/18
RBI's	4	Bucknell	2/17/18
Walks	3	Bucknell	2/16/18
Stolen Bases	--	--	--

SEASON HIGHS

Category	High	Opponent (Last)	Date
Hits	2	5x (vs. LSU)	5/26/18
Runs	2	3x (vs. South Carolina)	5/23/18
Doubles	1	5x (at Mississippi St.)	4/21/18
Triples	--	--	--
Home Runs	1	4x (vs. LSU)	5/26/18
RBI's	4	Bucknell	2/17/18
Walks	3	Bucknell	2/16/18
Stolen Bases	--	--	--

2018 HIGHLIGHTS

- Went a perfect 2-for-2 at the plate with a career-high four RBI's against Bucknell (Feb. 17), hitting a double and a home run.
- Had one hit on Opening Day against Bucknell (Feb. 16), but walked a team-high three times.
- Went 3-for-6 (.500) in Dayton series with multi-RBI performances in both games, while also hitting his second home run of the year.
- Teamed with Evan Lee to hit back-to-back home runs against Florida (March 25), his third homer of the year.
- Hit the go-ahead RBI single in the eighth inning of game one of the LSU series (May 4) after going hitless in the previous three at-bats.
- Totaled four hits in nine at-bats in the SEC Tournament, including a two-hit game in the semifinals against LSU (May 26).
- Had two of Arkansas' three hits in the 2-1 loss to LSU in the semifinals, including a solo home run in the third inning after an hour and a half rain delay.
- The three-game hitting streak is his longest of the season and he has at least one hit in four of his last five games.

#33 GRANT KOCH • JR • C • 6-0 • 205

CAREER HIGHS

Category	High	Opponent (Last)	Date
Hits	4	Bryant	2/26/17
Runs	3	2x (vs. Nebraska)	3/4/17
Doubles	2	3x (Alcorn State)	3/15/17
Triples	1	2x (Bryant)	2/24/17
Home Runs	2	No. 4 Kentucky	3/16/18
RBI's	4	4x (No. 4 Kentucky)	3/16/18
Walks	3	2x (Kent State)	3/11/18
Stolen Bases	1	4x (Alabama)	4/29/18

SEASON HIGHS

Category	High	Opponent (Last)	Date
Hits	2	11x (at No. 13 Georgia)	5/19/18
Runs	2	7x (at No. 13 Georgia)	5/18/18
Doubles	1	6x (at No. 13 Georgia)	5/18/18
Triples	--	--	--
Home Runs	2	No. 4 Kentucky	3/16/18
RBI's	4	No. 4 Kentucky	3/16/18
Walks	3	2x (Kent State)	3/11/18
Stolen Bases	1	4x (Alabama)	4/29/18

2018 HIGHLIGHTS

- Posted a three-RBI game against Bucknell (Feb. 17), including his first home run of the season.
- One of seven Razorbacks with a three or more-RBI game under his belt this season.
- Notched his first multi-hit game of the season against USC (March 4).
- Had an eight-game hitting streak snapped on Wednesday against Texas (March 14). It was the third-longest streak on the team.
- Hitting .385 during his hitting streak with three multi-hit games, two against USC, and two extra-base hits.
- Hit his second home run of the year in game one of a doubleheader with Kent State (March 9).
- Posted his first multi-home run game of his career on March 16 vs. Kentucky, part of a 2-for-4 game with a career-high tying four RBI's.
- Hit his sixth home run of the year on March 31 against Ole Miss, a three-run shot.
- Hit his first home run in nearly a month in the opening game of the LSU series (May 4), a towering shot over the top of the left field foul pole. It was his only hit of the game, but one of three home runs in the game by Arkansas.
- Has 14 hits in his last 19 games, including four multi-hit games.
- Drove in both of Arkansas' runs in the final game of the Georgia series (May 19), going 2-for-3 with a double.

#18 HESTON KJERSTAD • FR • LF • 6-3 • 203

SEASON HIGHS

Category	High	Opponent (Last)	Date
Hits	3	6x (Missouri State)	4/17/18
Runs	3	3x (at No. 2 Florida)	3/23/18
Doubles	2	at No. 2 Florida)	3/25/18
Triples	--	--	--
Home Runs	2	at Charlotte	3/21/18
RBI's	4	2x (Missouri State)	4/17/18
Walks	2	2x (Kent State)	3/11/18
Stolen Bases	1	3x (vs. South Carolina)	5/23/18

2018 HIGHLIGHTS

- Started all three games in LF against Bucknell and led all Razorback hitters with a .667 average.
- Tallied his first collegiate three-hit game on Opening Day.
- Followed it up with a multi-RBI game on Saturday, part of a 2-for-2 day.
- Hit his first collegiate home run against Arizona in the fifth inning of a 1-0 victory.
- Tallied a season-high four RBIs against Dayton (March 1) as part of a 1-for-4 day with a home run and a sacrifice fly.
- Notched at least one hit in every game of the USC series.
- Hit the game-tying two-RBI two out double in the sixth inning to help Arkansas complete a three-run comeback over Kent State (March 11). Currently has at least one hit in all but five games this year.
- Notched outfield assists against Bucknell (Feb. 18) and USC (March 3).
- Was responsible for all three of Arkansas' runs in the 6-3 loss to Charlotte (March 21), hitting two home runs.
- Went 9-for-16 (.563) leading all Razorbacks against Charlotte and Florida with six extra-base hits, including three home runs. He slugged a staggering 1.313 and struck out just two times.
- Had the walk-off single to defeat Auburn (April 8), finishing off the sweep of the Tigers and was just his second hit of the series.
- Tied a season-high four RBIs in a 3-for-4 game against Missouri State (April 17), including hitting his ninth home run to lead off the 5th inning.
- Went 5-for-12 (.417) in the Alabama series, including five runs scored.
- Bounced back from a five-strikeout game the day before to go 2-for-4 at the plate in the series finale against LSU (May 6), including hitting his 10th home run of the year.
- Finished the final two games of the Texas A&M series going 3-for-7 (.429) with two runs scored and one double.
- Got at least one hit in all three games against Georgia including a two-run home run in game two.
- Has gotten on base in nine of his last 10 games and has a hit in the last six of the last nine games.

#15 CASEY MARTIN • FR • INF • 5-11 • 179

SEASON HIGHS

Category	High	Opponent (Last)	Date
Hits	4	2x (at No. 13 Georgia)	5/17/18
Runs	3	2x (Texas)	3/14/18
Doubles	1	9x (at No. 13 Georgia)	5/18/18
Triples	--	--	--
Home Runs	2	2x (vs. South Carolina)	5/23/18
RBI's	6	Dayton	2/28/18
Walks	3	ULM	4/3/18
Stolen Bases	2	Dayton	3/1/18

2018 HIGHLIGHTS

- Notched a five-RBI game in his second appearance of the year, going 4-for-6 against Bucknell with a home run, a double, and three runs scored.
- Topped that with a six-RBI game against Dayton (Feb. 28), hitting two home runs in the process.
- Named SEC Freshman of the Week after hitting .444 against Dayton and USC, leading all Razorback hitters.
- Hit .417 in the series against Kent State, notching five hits with two doubles, one home run, and three RBIs.
- Hit .350 on the week against Texas and Kentucky with three home runs and seven RBIs.
- Going into the second week of conference play, Martin led the team with a .393 average with seven home runs and 22 RBIs.
- Had his 13-game hitting streak snapped on at Charlotte. Was hitting .367 during the streak dating back to March 1 and had driven in 11 RBIs during that same span.
- Went 2-for-3 with four runs driven in against Missouri State (April 17), three from a home run to help Arkansas complete a four-run come back.
- Two of his four hits in the Alabama series were home runs. Currently is tied for second on the team with 10 home runs for the year.
- Notched his third game of three or more hits in game two against LSU (May 5), going 3-for-5 with a double.
- Kicked off the Texas A&M series with a three hit game, his second in three starts. He currently has four games with three or more hits this year.
- Notched his second four-hit game of the year in the series opener against Georgia (May 17), going 4-for-5, all singles.
- Earned SEC All-Tournament Team honors going 4-for-12 (.333) at the plate with three homers.
- Led all players in the tournament in home runs (3) and is currently tied for the Arkansas freshman single-season record with Zack Cox (13 in 2009).

#20 CARSON SHADDY • R-SR • 2B • 5-11 • 185

CAREER HIGHS

Category	High	Opponent (Last)	Date
Hits	3	14x (at No. 4 Ole Miss)	3/29/18
Runs	3	3x (No. 4 Kentucky)	3/17/18
Doubles	3	vs. Nebraska	3/4/17
Triples	1	5x (Dayton)	3/1/18
Home Runs	2	2x (No. 4 Kentucky)	3/17/18
RBI	6	Grambling St.	3/15/16
Walks	2	13x (at No. 13 Georgia)	5/17/18
Stolen Bases	2	at Ole Miss	4/8/16

SEASON HIGHS

Category	High	Opponent (Last)	Date
Hits	3	4x (at No. 4 Ole Miss)	3/29/18
Runs	3	No. 4 Kentucky	3/17/18
Doubles	1	10x (at No. 13 Georgia)	5/19/18
Triples	1	Dayton	3/1/18
Home Runs	2	No. 4 Kentucky	3/17/18
RBI	4	2x (Bucknell)	2/17/18
Walks	2	4x (at No. 13 Georgia)	5/17/18
Stolen Bases	1	3x (at No. 4 Ole Miss)	3/29/18

2018 HIGHLIGHTS

- Opened the season with two-straight four-RBI games against Bucknell (Feb. 16-17), including a two-hit game in game two of the series.
- Hit a home run and walked twice in both games as well.
- Went 2-for-4 against Cal Poly (Feb. 23), his second multi-hit game of the year.
- Earned SEC Player of the Week honors after plating nine RBIs in 12 plate appearances during opening weekend.
- Went 7-for-13 (.538) against Kentucky including two games with three hits or more.
- Tallied his second multi-home run game of his career on the backend of the doubleheader with Kentucky. Finished the game 3-for-4 with three runs scored and one double.
- Hit a home run in back-to-back games for the second time this year after going deep in both games of the DH vs. South Carolina (April 14).
- Came back after a seven-game layoff (hand injury) to go 2-for-4 in the series finale against LSU (May 6) with a double and run scored.
- Is currently on an eight-game hitting streak, earning a hit in all eight games since his return from a hand injury.
- Is hitting .367 (11-for-30) over the eight-game stretch with two three-RBI games and three-multi-hit games.
- Led the team with a .395 batting average in conference play with a .716 slugging percentage and a .474 on-base percentage.

#13 JORDAN MCFARLAND • SO • INF • 6-3 • 225

CAREER HIGHS

Category	High	Opponent (Last)	Date
Hits	3	2x (Alabama)	4/29/18
Runs	5	Bucknell	2/17/18
Doubles	1	3x (at No. 4 Ole Miss)	3/30/18
Triples	--	--	--
Home Runs	2	Kent State	3/11/18
RBI	5	Kent State	3/11/18
Walks	3	No. 13 Auburn	4/7/18
Stolen Bases	1	2x (Alabama)	4/28/18

SEASON HIGHS

Category	High	Opponent (Last)	Date
Hits	3	Alabama	4/29/18
Runs	5	Bucknell	2/17/18
Doubles	1	3x (at No. 4 Ole Miss)	3/30/18
Triples	--	--	--
Home Runs	2	Kent State	3/11/18
RBI	5	Kent State	3/11/18
Walks	3	No. 13 Auburn	4/7/18
Stolen Bases	1	Alabama	4/28/18

2018 HIGHLIGHTS

- Came off the bench in the fifth inning for an injured Jared Gates and went on to go 2-for-3 with two home runs, including a grand slam against Kent State (March 11).
- Went on a hot streak for the next week, hitting .414 with 11 RBIs and eight runs scored over an eight-game span.
- Tallied two multi-hit games against Texas (March 13-14), including a four-RBI day on March 14 in the 7-5 win.
- Notched a career-high three hits in the final game of the Alabama series (April 29), all singles.

Individual Game-By-Game

2018 Arkansas Baseball
Individual Game-by-Game for Arkansas (as of May 30, 2018)

#15 Casey Martin - 55 games (All games)

Date	Opponent	Pos	AB	R	H	RBI	2B	3B	HR	BB	SB	CS	HBP	SAC	SF	GDP	K	PO	A	E	Avg	
Feb 16	BUCKNELL	*2b	1	0	0	0	0	0	0	0	0	0	1	0	0	0	0	1	1	1	.000	
Feb 17	BUCKNELL	*3b/of	6	3	4	5	1	0	1	0	1	0	0	0	1	0	0	2	0	0	.571	
Feb 21	vs Arizona	pr	0	0	0	0	0	0	0	1	0	0	0	0	0	0	0	0	0	0	.571	
Feb 23	vs Cal Poly	pr	0	0	0	0	0	0	0	0	0	0	0	0	0	0	0	0	0	0	.571	
Feb 24	at San Diego State	*3b	2	1	0	0	0	0	0	1	0	0	0	1	0	0	1	1	0	0	.444	
Feb 25	at San Diego	*3b	2	0	0	0	0	0	0	1	0	0	0	1	0	0	1	0	0	0	.364	
Feb 28	DAYTON	*2b/3b	5	2	2	6	0	0	2	0	0	0	0	0	0	0	0	1	0	1	.375	
Mar 01	DAYTON	*3b	3	1	2	1	0	0	0	0	0	0	0	0	0	0	1	1	0	0	.421	
Mar 02	USC	*3b	3	0	1	0	0	0	0	0	0	0	0	0	0	0	1	1	1	0	.409	
Mar 03	USC	*3b	3	0	1	0	0	0	0	1	0	0	0	0	0	0	1	2	0	0	.400	
Mar 04	USC	*3b	4	2	2	0	1	0	0	0	0	0	0	0	0	0	0	0	0	0	.414	
Mar 09	KENT STATE-1	*3b	5	0	2	0	1	0	0	0	0	1	0	0	0	0	2	0	1	0	.412	
Mar 09	KENT STATE-2	*3b	3	1	1	1	0	0	0	1	0	0	0	0	0	0	1	1	4	0	.405	
Mar 11	KENT STATE	*3b	4	2	2	2	1	0	1	1	0	0	0	0	0	0	2	0	1	1	.415	
Mar 13	TEXAS	*3b	4	1	1	3	0	0	1	1	0	0	0	0	0	0	1	1	1	0	.400	
Mar 14	TEXAS	*3b	3	3	2	2	0	0	1	1	0	0	0	0	0	0	0	0	3	0	.417	
Mar 16	KENTUCKY	*3b	4	2	1	0	0	0	0	1	0	0	0	0	0	0	0	0	1	0	.404	
Mar 17	KENTUCKY-1	*3b	5	1	2	0	0	0	0	0	0	0	0	0	0	0	3	1	0	0	.404	
Mar 17	KENTUCKY-2	*3b	4	1	1	2	0	0	1	1	0	0	0	1	0	0	2	0	3	0	.393	
Mar 21	at Charlotte	*2b/3b	4	0	0	0	0	0	0	0	0	0	0	0	0	0	2	1	2	0	.369	
Mar 23	at Florida	*3b	3	0	0	0	0	0	0	1	0	0	0	0	0	0	2	0	0	0	.353	
Mar 24	at Florida	*3b	3	0	0	0	0	0	0	1	0	0	0	0	0	0	0	0	2	0	.338	
Mar 25	at Florida	ph/3b	2	0	1	0	0	0	0	0	0	0	0	0	0	0	0	2	2	0	.342	
Mar 27	at Memphis	*3b	5	0	2	3	0	0	0	0	0	0	0	0	0	0	1	2	2	0	.346	
Mar 29	at Ole Miss	*3b	4	0	2	1	0	0	0	1	0	0	0	0	0	0	1	0	2	0	.354	
Mar 30	at Ole Miss	*3b	5	1	2	0	0	0	0	0	0	0	0	0	0	0	1	1	4	1	.356	
Mar 31	at Ole Miss	*3b	5	0	1	0	0	0	0	0	0	0	0	0	0	0	0	3	1	0	.348	
Apr 03	ULM	*3b	3	2	0	0	0	0	0	3	0	0	0	0	0	0	0	1	0	1	.337	
Apr 04	ULM	*3b	3	0	0	0	0	0	0	0	0	0	1	0	0	0	2	0	1	0	.327	
Apr 06	AUBURN	*3b	4	0	1	0	0	0	0	0	0	0	0	0	0	0	2	1	1	0	.324	
Apr 07	AUBURN	*3b	3	0	1	1	0	0	0	1	0	0	0	0	0	0	0	0	0	0	.324	
Apr 08	AUBURN	*3b	3	1	1	1	1	0	0	1	0	0	0	0	0	0	1	1	0	0	.324	
Apr 10	GRAMBLING STATE	ph/3b	3	1	1	0	0	0	0	0	0	0	0	0	0	0	0	0	1	0	.324	
Apr 12	SOUTH CAROLINA	*3b	5	0	2	0	1	0	0	0	0	0	0	0	0	1	1	0	1	0	.328	
Apr 14	SOUTH CAROLINA-1	*3b	3	0	1	0	0	0	0	0	0	0	0	0	0	0	0	0	1	0	.328	
Apr 14	SOUTH CAROLINA-2	*3b	2	0	0	0	0	0	0	1	0	0	0	0	0	0	1	0	1	0	.322	
Apr 17	MISSOURI STATE	*3b	3	2	2	4	1	0	1	1	0	0	1	0	0	0	0	0	1	0	.331	
Apr 20	at Mississippi State	*3b	4	1	1	0	0	0	0	1	0	0	0	0	0	0	2	0	3	0	.328	
Apr 21	at Mississippi State-1	*3b	5	0	3	0	0	0	0	0	1	0	0	0	0	0	1	1	1	1	.338	
Apr 21	at Mississippi State-2	*3b/2b	5	1	1	1	0	0	0	0	0	0	0	0	0	0	2	1	0	0	.333	
Apr 27	ALABAMA	*2b	4	1	2	2	0	0	1	0	0	0	0	0	0	0	1	2	3	0	.338	
Apr 28	ALABAMA	*2b	2	0	0	1	0	0	0	2	0	0	0	0	0	0	0	2	1	0	.333	
Apr 29	ALABAMA	*2b	5	1	2	1	0	0	1	0	0	0	0	0	0	0	1	2	2	1	.336	
May 04	at LSU	*2b	4	0	2	0	0	0	0	0	1	0	0	0	0	0	2	5	3	0	.340	
May 05	at LSU	*2b	5	0	3	0	1	0	0	0	0	0	0	0	0	0	1	3	1	0	.348	
May 06	at LSU	*3b	4	0	0	0	0	0	0	0	0	0	0	0	0	0	0	0	1	0	.340	
May 11	TEXAS A&M	*3b	4	0	3	1	0	0	0	0	1	0	0	0	1	0	0	0	0	0	.349	
May 12	TEXAS A&M	*3b	4	1	0	0	0	0	0	1	0	0	0	0	0	0	0	2	1	4	0	.341
May 13	TEXAS A&M	*3b	3	1	0	0	0	0	0	1	0	0	0	0	0	0	0	0	0	0	.335	
May 17	at Georgia	*3b	5	2	4	0	0	0	0	0	0	0	0	0	0	0	1	0	2	2	.348	
May 18	at Georgia	*3b	4	0	1	0	1	0	0	2	0	0	0	0	0	0	0	3	3	1	.346	
May 19	at Georgia	*3b	4	0	1	0	0	0	0	0	0	0	0	0	0	0	2	0	0	0	.344	
May 23	vs South Carolina	*3b	5	2	2	3	0	0	2	0	0	0	0	0	0	0	1	0	2	2	.346	
May 25	vs Florida	*3b	4	1	2	2	0	0	1	0	1	0	0	0	0	0	2	1	5	0	.349	
May 26	vs LSU	*3b	3	0	0	0	0	0	0	0	0	0	0	0	0	0	1	0	4	0	.343	
Totals		50gs	198	38	68	43	9	0	13	26	7	1	3	3	2	1	49	44	74	11	.343	

On base pct. .424 • Slugging pct. .586

Individual Game-By-Game

2018 Arkansas Baseball
Individual Game-by-Game for Arkansas (as of May 30, 2018)

#12 Casey Opitz - 17 games (All games)

Date	Opponent	Pos	AB	R	H	RBI	2B	3B	HR	BB	SB	CS	HBP	SAC	SF	GDP	K	PO	A	E	Avg
Feb 16	BUCKNELL	c/of	1	0	0	0	0	0	0	1	0	0	0	0	0	0	0	5	0	0	.000
Feb 17	BUCKNELL	c/of	3	0	0	0	0	0	0	0	0	0	0	0	0	0	1	5	0	0	.000
Feb 25	at San Diego	*c	3	2	2	1	1	0	0	0	0	0	0	0	0	0	1	6	0	1	.286
Feb 28	DAYTON	pr/of	2	1	0	0	0	0	0	0	0	0	0	0	0	0	1	0	0	0	.222
Mar 01	DAYTON	*c	4	2	2	1	1	0	0	0	0	0	0	0	0	0	1	11	2	0	.308
Mar 04	USC	*c	0	0	0	0	0	0	0	0	0	0	0	0	0	0	0	0	0	0	.308
Mar 09	KENT STATE-2	*c	3	0	0	0	0	0	0	0	0	0	1	0	0	0	1	9	2	0	.250
Mar 17	KENTUCKY-1	*c	0	0	0	0	0	0	0	0	0	0	0	0	0	0	0	2	0	0	.250
Mar 24	at Florida	*c	1	0	0	0	0	0	0	1	0	0	0	0	0	0	1	6	0	0	.235
Mar 27	at Memphis	*c	0	0	0	0	0	0	0	0	0	0	0	0	0	0	0	2	0	0	.235
Apr 03	ULM	*c	2	1	1	1	0	0	0	1	0	0	0	1	1	0	0	11	4	0	.263
Apr 07	AUBURN	*c	0	0	0	0	0	0	0	0	0	0	0	0	0	0	0	1	0	0	.263
Apr 10	GRAMBLING STATE	*c	2	0	0	0	0	0	0	0	0	0	0	0	0	0	0	9	3	0	.238
Apr 21	at Mississippi State-2	*c	3	0	1	1	0	0	0	0	0	0	0	0	0	0	0	3	7	1	.250
May 13	TEXAS A&M	*c	0	0	0	1	0	0	0	0	0	0	0	0	1	0	0	2	0	0	.250
May 17	at Georgia	*c	3	0	0	0	0	0	0	0	0	0	0	0	0	0	2	5	1	0	.222
May 23	vs South Carolina	*c	0	0	0	0	0	0	0	0	0	0	0	0	0	0	0	1	0	0	.222
Totals			7gs	27	6	6	5	2	0	3	0	0	1	1	2	0	8	78	19	2	.222

On base pct. .303 • Slugging pct. .296

Individual Game-By-Game

2018 Arkansas Baseball
Individual Game-by-Game for Arkansas (as of May 30, 2018)

#20 Carson Shaddy - 47 games (All games)

Date	Opponent	Pos	AB	R	H	RBI	2B	3B	HR	BB	SB	CS	HBP	SAC	SF	GDP	K	PO	A	E	Avg
Feb 16	BUCKNELL	*2b	2	1	1	4	0	0	1	2	0	0	0	0	0	0	1	0	1	0	.500
Feb 17	BUCKNELL	*2b	2	2	2	4	1	0	1	2	0	0	0	0	0	0	0	0	0	0	.750
Feb 18	BUCKNELL	*2b	3	0	1	1	0	0	0	0	0	0	1	0	0	0	1	0	2	0	.571
Feb 21	vs Arizona	*2b	2	0	0	0	0	0	0	1	0	0	0	0	0	0	1	2	3	0	.444
Feb 23	vs Cal Poly	*2b	4	1	2	0	0	0	0	0	0	0	0	0	0	0	2	3	5	0	.462
Feb 24	at San Diego State	*2b	5	0	0	0	0	0	0	0	0	0	0	0	0	0	0	1	2	0	.333
Feb 25	at San Diego	*2b	4	2	1	0	0	0	0	0	0	0	0	0	0	0	1	0	1	0	.318
Feb 28	DAYTON	of	2	0	0	0	0	0	0	0	0	0	0	0	0	0	2	1	0	0	.292
Mar 01	DAYTON	*2b	4	1	1	0	0	1	0	0	0	0	0	0	0	0	1	1	5	0	.286
Mar 02	USC	*2b	2	0	0	0	0	0	0	0	0	0	1	0	0	0	0	1	4	0	.267
Mar 03	USC	*2b	4	0	0	0	0	0	0	0	0	0	0	0	0	0	2	1	7	0	.235
Mar 09	KENT STATE-1	*2b	4	2	3	2	0	0	1	0	1	0	0	0	0	0	1	0	3	0	.289
Mar 09	KENT STATE-2	*2b	4	0	0	0	0	0	0	0	0	0	0	0	0	1	1	3	0	1	.262
Mar 11	KENT STATE	*2b	4	2	1	1	0	0	1	0	0	0	1	0	0	1	0	3	4	0	.261
Mar 13	TEXAS	*2b	4	2	2	0	0	0	0	0	0	0	0	0	0	0	2	2	4	0	.280
Mar 16	KENTUCKY	*2b	4	1	1	0	1	0	0	0	0	0	0	0	0	0	1	1	2	0	.278
Mar 17	KENTUCKY-1	*2b	5	2	3	1	1	0	0	0	0	0	0	0	0	0	1	1	5	0	.305
Mar 17	KENTUCKY-2	*2b	4	3	3	3	1	0	2	1	0	0	0	0	0	0	0	2	1	1	.333
Mar 21	at Charlotte	ph/2b	1	0	0	0	0	0	0	0	0	0	0	1	0	0	1	1	0	0	.328
Mar 23	at Florida	*2b	3	0	1	3	0	0	0	0	1	0	0	0	1	0	2	2	1	0	.328
Mar 24	at Florida	*2b	3	0	1	0	0	0	0	1	0	0	0	0	0	0	2	2	3	0	.329
Mar 25	at Florida	*2b	2	0	1	0	0	0	0	1	0	0	1	0	0	0	0	0	1	0	.333
Mar 27	at Memphis	*2b	5	1	2	3	0	0	0	0	0	1	0	0	0	1	1	2	3	0	.338
Mar 29	at Ole Miss	*2b	4	2	3	2	0	0	1	0	1	0	0	0	0	0	0	2	2	0	.358
Mar 30	at Ole Miss	*2b	2	0	1	1	0	0	0	2	0	1	0	0	0	0	0	2	5	1	.361
Mar 31	at Ole Miss	*2b	4	0	0	0	0	0	0	0	0	0	0	0	0	0	1	2	3	1	.345
Apr 03	ULM	*2b	3	0	2	0	0	0	0	0	0	0	2	0	0	0	0	3	4	1	.356
Apr 06	AUBURN	*2b	3	0	1	0	1	0	0	0	0	0	0	0	0	0	2	0	1	0	.355
Apr 07	AUBURN	*2b	3	1	2	1	1	0	0	0	0	0	0	1	1	0	1	2	3	0	.365
Apr 08	AUBURN	*2b	3	1	1	0	0	0	0	1	0	0	0	0	0	0	1	0	2	0	.364
Apr 10	GRAMBLING STATE	ph/2b	0	2	0	0	0	0	0	2	0	0	0	0	0	0	0	0	1	1	.364
Apr 12	SOUTH CAROLINA	*2b	3	0	1	0	0	0	0	1	0	0	0	0	0	0	1	0	3	0	.363
Apr 14	SOUTH CAROLINA-1	*2b	2	2	1	1	0	0	1	0	0	0	1	0	0	0	1	2	0	0	.365
Apr 14	SOUTH CAROLINA-2	*2b	2	1	1	2	0	0	1	1	0	0	0	0	0	0	1	6	1	0	.368
Apr 17	MISSOURI STATE	*2b	4	1	1	0	1	0	0	1	0	0	0	0	0	0	1	1	1	0	.364
Apr 20	at Mississippi State	*2b	4	0	0	0	0	0	0	0	0	0	0	0	0	0	2	0	1	0	.351
Apr 21	at Mississippi State-1	*2b	4	0	2	0	0	0	0	0	0	0	1	0	0	0	0	1	5	0	.356
May 06	at LSU	*2b	4	1	2	0	1	0	0	0	0	0	0	0	0	0	1	2	2	0	.361
May 11	TEXAS A&M	*2b	3	2	1	3	0	0	1	1	0	0	0	0	0	0	2	1	3	0	.360
May 12	TEXAS A&M	*2b	4	0	2	3	1	0	0	0	0	0	0	0	0	0	0	0	2	1	.364
May 13	TEXAS A&M	*2b	3	0	1	0	0	0	0	0	0	0	0	1	0	0	0	3	5	0	.364
May 17	at Georgia	*2b	3	1	1	2	0	0	0	2	0	0	0	0	0	0	1	3	3	0	.363
May 18	at Georgia	*2b	5	0	1	0	0	0	0	0	0	0	0	0	0	0	2	2	1	0	.357
May 19	at Georgia	*2b	4	1	1	0	1	0	0	0	0	0	0	0	0	0	3	3	5	0	.354
May 23	vs South Carolina	*2b	3	0	0	1	0	0	0	1	0	0	0	0	1	0	2	4	6	1	.347
May 25	vs Florida	*2b	5	0	0	0	0	0	0	0	0	0	0	0	1	2	2	1	0	0	.336
May 26	vs LSU	*2b	4	0	0	0	0	0	0	0	0	0	0	0	0	0	0	1	2	0	.327
Totals		44gs	156	35	51	38	10	1	10	20	3	2	8	3	3	4	47	71	119	8	.327

On base pct. .422 • Slugging pct. .596

Individual Game-By-Game

2018 Arkansas Baseball
Individual Game-by-Game for Arkansas (as of May 30, 2018)

#24 Dominic Fletcher - 57 games (All games)

Date	Opponent	Pos	AB	R	H	RBI	2B	3B	HR	BB	SB	CS	HBP	SAC	SF	GDP	K	PO	A	E	Avg
Feb 16	BUCKNELL	*of	5	1	1	0	1	0	0	1	0	0	0	0	0	0	1	4	0	0	.200
Feb 17	BUCKNELL	*of	4	2	2	5	1	0	1	0	0	0	0	0	0	0	1	3	0	0	.333
Feb 18	BUCKNELL	*of	4	1	1	0	0	0	0	0	0	0	0	0	0	0	0	1	0	0	.308
Feb 21	vs Arizona	*of	4	0	0	0	0	0	0	0	0	0	0	0	0	0	2	1	0	0	.235
Feb 23	vs Cal Poly	*of	5	1	1	2	0	0	1	0	0	0	0	0	0	0	1	0	0	0	.227
Feb 24	at San Diego State	*of	1	0	0	1	0	0	0	3	1	0	0	0	1	0	1	1	0	0	.217
Feb 25	at San Diego	*of	5	0	0	0	0	0	0	0	0	0	0	0	0	0	3	3	0	1	.179
Feb 28	DAYTON	*of	4	2	2	2	1	0	0	0	0	0	0	0	0	0	0	1	0	0	.219
Mar 01	DAYTON	*of	4	0	0	0	0	0	0	0	0	0	0	0	0	0	1	1	0	0	.194
Mar 02	USC	*of	4	0	1	0	0	0	0	0	0	0	0	0	0	0	0	0	1	0	.200
Mar 03	USC	*of	3	0	0	0	0	0	0	1	0	0	0	0	0	0	2	4	1	0	.186
Mar 04	USC	ph	1	0	1	1	0	0	0	0	0	0	0	0	0	0	0	0	0	0	.205
Mar 09	KENT STATE-1	*of	4	1	1	0	1	0	0	0	0	0	0	0	0	0	1	2	0	0	.208
Mar 09	KENT STATE-2	*of	4	0	0	0	0	0	0	0	0	0	0	0	0	0	3	3	0	0	.192
Mar 11	KENT STATE	*of	4	1	0	0	0	0	0	1	0	0	0	0	0	0	0	2	0	0	.179
Mar 13	TEXAS	*of	3	0	1	1	0	0	0	1	0	0	0	0	1	0	0	4	0	0	.186
Mar 14	TEXAS	*of	4	1	1	0	0	0	0	0	0	0	0	0	0	0	0	2	0	0	.190
Mar 16	KENTUCKY	*of	5	1	1	1	1	0	0	0	0	0	0	0	0	0	3	3	0	1	.191
Mar 17	KENTUCKY-1	*of	5	1	2	2	0	0	0	0	0	0	0	0	0	0	0	1	0	0	.205
Mar 17	KENTUCKY-2	*of	6	0	1	0	1	0	0	0	0	0	0	0	0	0	1	5	0	1	.203
Mar 21	at Charlotte	*of	3	0	2	0	0	0	0	0	0	0	1	0	0	0	0	1	0	0	.220
Mar 23	at Florida	*of	4	2	2	1	0	0	1	0	0	0	0	0	0	0	0	1	0	0	.233
Mar 24	at Florida	*of	4	0	0	0	0	0	0	0	0	0	0	0	0	0	1	1	0	1	.222
Mar 25	at Florida	*of	4	0	1	1	1	0	0	0	0	0	0	0	1	0	1	3	0	0	.223
Mar 27	at Memphis	*of	4	1	0	0	0	0	0	1	0	0	0	0	0	0	1	0	0	0	.214
Mar 29	at Ole Miss	*of	4	0	1	0	0	0	0	0	0	0	0	0	0	0	1	2	0	0	.216
Mar 30	at Ole Miss	*of	3	1	2	0	0	0	0	1	0	0	0	0	0	0	1	4	0	0	.229
Mar 31	at Ole Miss	*of	4	1	1	1	0	0	1	1	0	0	0	0	0	0	0	4	0	0	.229
Apr 03	ULM	*of	0	0	0	1	0	0	0	0	0	0	1	0	1	0	0	0	0	0	.229
Apr 04	ULM	*of	3	2	1	0	0	0	0	1	0	0	0	0	0	0	0	3	0	0	.232
Apr 06	AUBURN	*of	3	1	1	0	1	0	0	0	0	0	0	0	0	0	1	5	0	0	.235
Apr 07	AUBURN	*of	5	2	3	0	1	0	0	0	0	1	0	0	0	0	0	6	0	0	.250
Apr 08	AUBURN	*of	4	0	1	0	0	0	0	0	0	0	0	0	0	1	0	0	0	0	.250
Apr 10	GRAMBLING STATE	*of	4	1	3	1	1	0	0	0	0	0	0	0	0	0	1	2	0	0	.266
Apr 12	SOUTH CAROLINA	*of	3	0	3	0	0	0	0	0	0	0	0	0	0	0	0	3	0	0	.282
Apr 14	SOUTH CAROLINA-1	*of	2	0	1	0	0	0	0	1	0	0	0	0	0	0	1	4	0	0	.286
Apr 14	SOUTH CAROLINA-2	*of	3	0	0	0	0	0	0	0	0	0	0	0	0	0	0	4	0	0	.279
Apr 17	MISSOURI STATE	*of	4	0	1	1	0	0	0	1	0	0	0	0	0	0	0	1	0	0	.279
Apr 20	at Mississippi State	*of	3	1	1	1	0	0	0	0	0	0	0	0	1	0	1	2	0	0	.280
Apr 21	at Mississippi State-1	*of	3	0	2	0	0	0	0	1	0	0	0	0	0	0	0	3	0	0	.288
Apr 21	at Mississippi State-2	*of	4	1	2	0	1	0	0	0	0	0	0	0	0	0	0	2	0	0	.293
Apr 24	TEXAS TECH	*of	5	0	2	2	0	0	0	0	0	0	0	0	0	0	0	0	0	0	.297
Apr 27	ALABAMA	*of	4	1	3	1	1	0	1	0	0	0	0	0	0	0	0	3	0	0	.308
Apr 28	ALABAMA	*of	4	0	0	0	0	0	0	0	0	0	0	0	0	0	2	1	0	0	.301
Apr 29	ALABAMA	*of	4	2	2	4	0	0	1	0	0	0	0	0	0	0	1	1	0	0	.305
May 04	at LSU	*of	5	1	1	0	0	0	0	0	0	0	0	0	0	0	0	2	0	0	.302
May 05	at LSU	*of	5	1	3	2	1	0	1	0	0	0	0	0	0	0	0	4	0	0	.311
May 06	at LSU	*of	4	0	0	0	0	0	0	0	0	0	0	0	0	0	2	1	0	0	.304
May 11	TEXAS A&M	*of	4	2	2	1	0	0	0	0	0	0	0	0	0	0	0	2	0	0	.308
May 12	TEXAS A&M	*of	4	0	0	0	0	0	0	0	0	0	0	0	0	0	2	3	0	0	.302
May 13	TEXAS A&M	*of	4	1	1	0	0	0	0	0	0	0	0	0	0	0	1	1	0	0	.301
May 17	at Georgia	*of	5	1	2	0	0	1	0	0	0	0	0	0	0	0	0	4	0	0	.303
May 18	at Georgia	*of	4	1	0	0	0	0	0	1	0	0	0	0	0	0	2	3	1	0	.297
May 19	at Georgia	*of	4	0	0	0	0	0	0	0	0	0	0	0	0	0	0	1	0	0	.291
May 23	vs South Carolina	*of	3	1	2	5	0	0	1	1	0	0	0	1	0	0	1	3	0	0	.297
May 25	vs Florida	*of	5	0	1	1	0	0	0	0	0	0	0	0	1	0	3	1	0	0	.294
May 26	vs LSU	*of	4	0	0	0	0	0	0	0	0	0	0	0	0	0	1	3	0	0	.289
Totals		55gs	218	36	63	38	13	1	8	16	1	1	2	1	5	2	41	127	4	4	.289

On base pct. .336 • Slugging pct. .468

Individual Game-By-Game

2018 Arkansas Baseball
Individual Game-by-Game for Arkansas (as of May 30, 2018)

#8 Eric Cole - 57 games (All games)

Date	Opponent	Pos	AB	R	H	RBI	2B	3B	HR	BB	SB	CS	HBP	SAC	SF	GDP	K	PO	A	E	Avg
Feb 16	BUCKNELL	*of	5	2	2	1	0	0	0	1	0	0	0	0	0	0	1	4	0	0	.400
Feb 17	BUCKNELL	*of/of	2	3	1	0	0	0	0	3	0	0	0	0	0	0	0	2	0	0	.429
Feb 18	BUCKNELL	*of	3	1	3	1	0	0	1	1	1	0	0	0	0	0	0	2	0	0	.600
Feb 21	vs Arizona	*of	4	0	0	0	0	0	0	0	0	0	0	0	0	0	0	3	1	0	.429
Feb 23	vs Cal Poly	*of	4	1	1	0	0	0	0	0	0	0	0	0	0	0	1	1	0	0	.389
Feb 24	at San Diego State	*of	4	1	1	1	0	0	1	1	0	0	0	0	0	0	1	4	0	0	.364
Feb 25	at San Diego	*of	4	0	2	1	0	0	0	1	0	0	0	0	0	0	1	2	0	0	.385
Feb 28	DAYTON	*of	2	1	0	0	0	0	0	1	0	0	0	0	0	0	0	1	0	0	.357
Mar 01	DAYTON	*of/dh	3	2	1	0	0	0	0	1	1	0	0	0	0	0	1	2	0	0	.355
Mar 02	USC	*of	3	1	1	0	0	0	0	1	1	0	0	0	0	0	0	3	0	0	.353
Mar 03	USC	*of	4	1	1	1	0	0	1	0	1	0	0	0	0	1	0	0	0	0	.342
Mar 04	USC	*of	5	2	4	2	0	1	0	0	0	0	0	0	0	0	1	4	0	0	.395
Mar 09	KENT STATE-1	*of	2	1	1	3	0	0	1	3	0	1	0	0	0	0	0	1	0	0	.400
Mar 09	KENT STATE-2	*of	4	1	1	0	0	0	0	0	0	0	0	0	0	0	2	1	0	0	.388
Mar 11	KENT STATE	*of	5	1	1	0	1	0	0	0	0	0	0	0	0	0	1	2	0	0	.370
Mar 13	TEXAS	*of	5	1	3	3	2	0	0	0	0	0	0	0	0	0	1	1	0	0	.390
Mar 14	TEXAS	*of	5	1	1	0	1	0	0	0	0	0	0	0	0	0	2	0	0	0	.375
Mar 16	KENTUCKY	*of	5	1	1	1	0	0	1	0	0	0	0	0	0	0	2	2	0	0	.362
Mar 17	KENTUCKY-1	*of	5	2	2	1	0	0	1	1	0	0	0	0	0	0	1	0	0	0	.365
Mar 17	KENTUCKY-2	*of	6	3	4	1	1	0	0	0	0	0	0	0	0	0	0	1	0	0	.387
Mar 21	at Charlotte	*of	5	0	0	0	0	0	0	0	0	0	0	0	0	0	2	0	0	0	.365
Mar 23	at Florida	*of	5	0	1	0	0	0	0	0	0	0	0	0	0	0	2	1	0	0	.356
Mar 24	at Florida	*of	4	0	1	0	0	0	0	1	0	0	0	0	0	0	1	1	0	0	.351
Mar 25	at Florida	*of	3	1	0	0	0	0	0	2	0	0	0	0	0	0	1	4	0	0	.340
Mar 27	at Memphis	*of	3	1	0	0	0	0	0	1	0	0	1	0	0	0	1	2	0	0	.330
Mar 29	at Ole Miss	*of	5	1	2	0	0	0	0	0	0	0	0	0	0	0	2	3	0	0	.333
Mar 30	at Ole Miss	*of	5	0	3	1	1	0	0	0	0	0	0	0	0	0	1	0	0	0	.345
Mar 31	at Ole Miss	*of	5	1	2	3	0	0	1	0	0	0	0	0	0	0	0	1	0	0	.348
Apr 03	ULM	*of/of	5	2	1	0	0	0	0	1	0	0	0	0	0	1	0	1	0	0	.342
Apr 04	ULM	*of	4	0	2	0	1	0	0	0	0	0	0	0	0	0	0	1	0	0	.347
Apr 06	AUBURN	*of	4	0	0	0	0	0	0	0	0	0	0	0	0	0	1	5	0	0	.336
Apr 07	AUBURN	*of	6	1	3	2	0	0	0	0	0	0	0	0	0	0	1	1	0	0	.343
Apr 08	AUBURN	*of	4	1	2	2	1	0	0	1	0	0	0	0	0	0	0	3	0	0	.348
Apr 10	GRAMBLING STATE	*of	4	0	1	2	0	0	0	1	0	0	0	0	0	0	0	0	0	0	.345
Apr 12	SOUTH CAROLINA	*of	5	1	3	0	0	0	0	0	0	0	0	0	0	0	0	1	0	0	.354
Apr 14	SOUTH CAROLINA-1	*of	2	0	0	0	0	0	0	0	0	0	0	1	0	0	1	2	0	0	.349
Apr 14	SOUTH CAROLINA-2	*of	3	0	0	0	0	0	0	0	0	0	0	0	0	0	0	1	0	0	.342
Apr 17	MISSOURI STATE	*of	3	1	0	0	0	0	0	2	0	0	0	0	0	0	1	2	0	0	.335
Apr 20	at Mississippi State	*of	4	1	1	4	0	0	1	1	0	0	0	0	0	0	1	2	0	0	.333
Apr 21	at Mississippi State-1	*of	5	1	1	1	0	0	1	0	0	0	0	0	0	0	2	2	1	0	.329
Apr 21	at Mississippi State-2	*of	4	1	1	0	0	0	0	1	0	1	0	0	0	0	1	2	0	0	.327
Apr 24	TEXAS TECH	*of	4	2	1	0	0	0	0	0	0	0	1	0	0	0	0	0	0	0	.326
Apr 27	ALABAMA	*of	5	2	2	2	0	0	1	0	0	0	0	0	0	0	0	2	0	0	.328
Apr 28	ALABAMA	*of	3	0	0	1	0	0	0	1	0	0	0	0	1	1	0	1	0	0	.322
Apr 29	ALABAMA	*of	5	1	3	1	1	0	0	0	0	0	0	0	0	0	1	0	0	0	.330
May 04	at LSU	*of	4	2	3	2	1	0	2	1	0	0	0	0	0	0	0	4	0	0	.339
May 05	at LSU	*of	4	2	2	1	1	0	0	0	0	0	1	0	0	0	0	0	1	0	.342
May 06	at LSU	*of	4	0	0	0	0	0	0	0	0	0	0	0	0	0	0	6	0	0	.335
May 11	TEXAS A&M	*of	4	0	1	2	0	0	0	1	0	0	0	0	0	0	0	1	0	0	.333
May 12	TEXAS A&M	*of	5	1	2	0	1	0	0	0	0	0	0	0	0	0	2	2	0	0	.335
May 13	TEXAS A&M	*of	4	1	1	0	0	0	0	0	0	0	0	0	0	0	0	0	0	0	.333
May 17	at Georgia	*of	5	0	1	1	0	0	0	0	0	0	0	0	0	0	0	2	0	0	.330
May 18	at Georgia	*of	4	2	3	2	0	0	0	2	0	0	0	0	0	1	0	1	0	0	.338
May 19	at Georgia	*of	3	0	0	0	0	0	0	1	0	0	0	0	0	0	1	1	0	0	.333
May 23	vs South Carolina	*of	5	1	1	1	0	0	0	0	0	0	1	0	0	0	4	2	0	0	.330
May 25	vs Florida	*of	4	1	1	0	0	0	0	1	0	0	0	0	0	0	0	2	0	0	.329
May 26	vs LSU	*of	3	0	0	0	0	0	0	1	0	0	0	0	0	0	0	0	0	0	.325
Totals		57gs	234	54	76	44	12	1	12	33	4	2	3	2	1	4	41	94	4	0	.325

On base pct. .413 • Slugging pct. .538

Individual Game-By-Game

2018 Arkansas Baseball
Individual Game-by-Game for Arkansas (as of May 30, 2018)

#27 Evan Lee - 20 games (All games)

Date	Opponent	Pos	AB	R	H	RBI	2B	3B	HR	BB	SB	CS	HBP	SAC	SF	GDP	K	PO	A	E	Avg
Feb 16	BUCKNELL	*1b	1	1	0	1	0	0	0	2	0	0	0	0	1	0	0	3	1	0	.000
Feb 18	BUCKNELL	*1b	2	0	0	0	0	0	0	2	0	0	0	0	0	0	0	9	1	1	.000
Feb 23	vs Cal Poly	*1b	2	0	0	0	0	0	0	1	0	0	0	0	0	0	1	8	1	1	.000
Feb 28	DAYTON	*dh	3	3	3	2	0	0	0	1	0	0	0	0	0	0	0	0	0	0	.375
Mar 04	USC	*dh	2	0	0	0	0	0	0	0	0	0	0	0	0	0	1	0	0	0	.300
Mar 14	TEXAS	*dh	3	1	2	2	1	0	0	0	0	0	0	1	0	0	1	0	0	0	.385
Mar 25	at Florida	*dh	5	1	2	1	0	0	1	0	0	0	0	0	0	0	2	0	0	0	.389
Mar 27	at Memphis	ph	1	0	0	0	0	0	0	0	0	0	0	0	0	0	0	0	0	0	.368
Mar 30	at Ole Miss	*p	0	0	0	0	0	0	0	0	0	0	0	0	0	0	0	0	1	0	.368
Apr 03	ULM	*dh/p	6	1	2	3	0	0	1	0	0	0	0	0	0	0	1	0	0	0	.360
Apr 04	ULM	*dh	4	0	2	1	0	0	0	0	0	0	0	0	0	0	0	0	0	0	.379
Apr 08	AUBURN	ph	1	0	0	0	0	0	0	0	0	0	0	0	0	0	1	0	0	0	.367
Apr 10	GRAMBLING STATE	*dh	5	1	1	0	0	0	0	0	0	0	0	0	0	0	0	0	0	0	.343
Apr 21	at Mississippi State-1	ph	1	1	1	1	0	0	1	1	0	0	0	0	0	0	0	0	0	0	.361
Apr 21	at Mississippi State-2	*dh	3	1	1	0	1	0	0	0	0	0	0	1	0	0	2	0	0	0	.359
Apr 27	ALABAMA	*dh	3	0	0	2	0	0	0	0	0	0	0	0	1	0	0	0	0	0	.333
Apr 29	ALABAMA	p	0	0	0	0	0	0	0	0	0	0	0	0	0	0	0	0	1	0	.333
May 04	at LSU	*dh	4	1	1	1	0	0	0	0	1	0	0	0	0	0	1	0	0	0	.326
May 05	at LSU	*dh	3	0	0	1	0	0	0	1	0	0	0	0	0	0	2	0	0	0	.306
May 17	at Georgia	ph	1	0	0	0	0	0	0	0	0	0	0	0	0	0	1	0	0	0	.300
Totals		15gs	50	11	15	15	2	0	3	8	1	0	0	2	2	0	13	20	5	2	.300

On base pct. .383 • Slugging pct. .520

#27 Evan Lee - 14 appearances (All games)

Date	Opponent	GS	IP	H	R	ER	BB	SO	2B	3B	HR	WP	BK	HBP	IBB	Score	W-L	Sv	ERA	NP
Feb 17	BUCKNELL		1.0	1	1	1	2	0	0	0	0	0	0	0	0	32-4	0-0	0	9.00	28
Feb 25	at San Diego		1.1	2	2	2	1	2	1	0	0	1	0	0	0	6-7	0-1	0	11.57	25
Mar 11	KENT STATE		4.1	2	0	0	0	1	0	0	0	0	0	0	0	11-4	1-1	0	4.05	47
Mar 17	KENTUCKY-2		2.0	5	3	2	0	4	0	0	0	0	0	0	0	16-9	1-1	0	5.19	32
Mar 30	at Ole Miss	*	1.0	4	3	2	1	0	1	0	0	0	0	0	0	4-5	1-2	0	6.52	26
Apr 03	ULM		0.2	1	0	0	0	1	0	0	0	0	0	0	0	10-9	2-2	0	6.10	10
Apr 12	SOUTH CAROLINA		1.2	3	0	0	0	1	1	0	0	0	0	0	0	2-3	2-2	0	5.25	30
Apr 17	MISSOURI STATE		1.0	3	2	2	2	0	1	0	0	0	0	1	0	11-7	2-2	0	6.23	27
Apr 24	TEXAS TECH		1.2	0	0	0	2	4	0	0	0	0	0	0	0	5-1	3-2	0	5.52	35
Apr 28	ALABAMA		2.0	0	0	0	0	1	0	0	0	0	0	0	0	7-4	4-2	0	4.86	26
Apr 29	ALABAMA		0.1	0	0	0	0	0	0	0	0	0	0	0	0	9-7	4-2	0	4.76	-
May 06	at LSU		0.2	1	0	0	0	0	0	0	0	0	0	0	0	5-7	4-2	0	4.58	14
May 13	TEXAS A&M		0.0	1	0	0	0	0	0	0	0	0	0	0	0	6-3	4-2	0	4.58	5
May 19	at Georgia		0.1	1	1	1	1	0	0	0	1	0	0	0	0	2-3	4-3	0	5.00	-
Totals		1	18.0	24	12	10	9	14	4	0	1	1	0	1	0	126-73	4-3	0	5.00	-

Individual Game-By-Game

2018 Arkansas Baseball
Individual Game-by-Game for Arkansas (as of May 30, 2018)

#33 Grant Koch - 54 games (All games)

Date	Opponent	Pos	AB	R	H	RBI	2B	3B	HR	BB	SB	CS	HBP	SAC	SF	GDP	K	PO	A	E	Avg
Feb 16	BUCKNELL	*c	1	1	0	0	0	0	0	3	0	0	0	0	0	0	0	4	0	0	.000
Feb 17	BUCKNELL	*c	2	2	1	3	0	0	1	1	0	0	0	0	1	0	1	7	0	0	.333
Feb 18	BUCKNELL	*c	4	1	1	0	0	0	0	0	0	0	0	0	0	1	1	9	0	0	.286
Feb 21	vs Arizona	*c	3	0	1	0	0	0	0	1	0	0	0	0	0	0	1	11	0	0	.300
Feb 23	vs Cal Poly	*c	4	0	0	0	0	0	0	0	0	0	0	0	0	0	3	9	0	0	.214
Feb 24	at San Diego State	*c	3	1	0	0	0	0	0	1	0	0	0	0	0	0	1	11	1	0	.176
Feb 25	at San Diego	ph/c	1	0	1	2	0	0	0	0	0	0	0	0	0	0	0	1	0	0	.222
Feb 28	DAYTON	*c	3	0	1	0	0	0	0	0	0	0	0	0	0	0	0	4	0	0	.238
Mar 02	USC	*c	4	0	2	0	0	0	0	0	0	0	0	0	0	0	0	6	2	0	.280
Mar 03	USC	*c	4	0	1	0	0	0	0	0	0	0	0	0	0	0	1	4	1	0	.276
Mar 04	USC	*c	4	1	2	1	1	0	0	0	0	0	0	0	0	0	1	6	0	0	.303
Mar 09	KENT STATE-1	*c	4	1	1	2	0	0	1	0	0	0	0	0	0	0	1	8	3	0	.297
Mar 11	KENT STATE	*c	2	1	1	0	0	0	0	3	1	0	0	0	0	0	0	3	1	0	.308
Mar 13	TEXAS	*c	3	2	2	0	0	0	0	1	0	0	0	0	0	0	1	3	0	0	.333
Mar 14	TEXAS	*c	2	0	0	0	0	0	0	2	0	0	0	0	0	0	0	9	1	0	.318
Mar 16	KENTUCKY	*c	4	2	2	4	0	0	2	1	0	0	0	0	0	0	1	9	1	0	.333
Mar 17	KENTUCKY-1	*c	4	1	2	0	0	0	0	0	0	0	0	0	0	0	0	7	2	0	.346
Mar 17	KENTUCKY-2	*c	5	1	1	2	0	0	0	0	0	0	0	0	0	0	0	10	1	0	.333
Mar 21	at Charlotte	*c	3	0	0	0	0	0	0	1	0	0	0	0	0	0	0	11	1	1	.317
Mar 23	at Florida	*c	4	0	1	0	0	0	0	0	0	0	0	0	0	0	1	14	0	0	.312
Mar 24	at Florida	*c	2	1	1	2	0	0	1	0	0	0	0	0	0	0	0	3	0	0	.318
Mar 25	at Florida	*c	4	0	0	0	0	0	0	1	0	0	0	0	0	0	1	5	1	0	.300
Mar 27	at Memphis	*c	4	0	1	0	0	0	0	1	0	0	0	0	0	0	1	7	2	0	.297
Mar 29	at Ole Miss	*c	4	0	0	1	0	0	0	0	0	0	0	0	1	0	2	11	2	0	.282
Mar 30	at Ole Miss	*c	4	1	1	1	1	0	0	1	0	0	0	0	0	0	1	5	2	0	.280
Mar 31	at Ole Miss	*c	3	2	1	3	0	0	1	1	0	0	0	0	1	0	0	7	0	0	.282
Apr 04	ULM	*c	3	0	0	1	0	0	0	0	0	0	0	0	0	0	1	8	0	0	.273
Apr 06	AUBURN	*c	2	0	1	1	0	0	0	1	0	0	0	0	0	0	0	7	0	0	.278
Apr 07	AUBURN	*c	4	2	2	1	1	0	0	1	0	0	0	0	0	0	0	7	0	0	.287
Apr 08	AUBURN	*c	4	1	0	0	0	0	0	0	0	0	0	0	0	0	1	12	1	0	.276
Apr 10	GRAMBLING STATE	*c	1	0	0	0	0	0	0	0	0	0	0	0	0	0	1	3	0	0	.273
Apr 12	SOUTH CAROLINA	*c	3	0	1	1	0	0	0	0	0	0	0	0	1	0	0	10	2	0	.275
Apr 14	SOUTH CAROLINA-1	*c	2	0	0	0	0	0	0	1	0	0	0	0	0	0	1	7	0	0	.269
Apr 14	SOUTH CAROLINA-2	*c	2	0	0	0	0	0	0	1	0	0	0	0	0	0	1	2	0	0	.264
Apr 17	MISSOURI STATE	*c	3	1	1	2	0	0	0	1	1	0	1	0	0	0	0	12	0	0	.266
Apr 20	at Mississippi State	*c	3	0	2	0	0	0	0	0	1	0	1	0	0	0	0	10	0	0	.277
Apr 21	at Mississippi State-1	*c	5	0	1	0	0	0	0	0	0	0	0	0	0	1	1	4	0	0	.274
Apr 21	at Mississippi State-2	dh	1	0	0	0	0	0	0	0	0	0	0	0	0	0	0	0	0	0	.271
Apr 24	TEXAS TECH	*c	4	0	2	0	1	0	0	0	0	0	0	0	0	0	2	16	1	0	.279
Apr 27	ALABAMA	*c	3	0	0	0	0	0	0	1	0	0	0	0	0	0	0	10	0	0	.272
Apr 28	ALABAMA	*c	3	1	0	0	0	0	0	1	0	0	0	0	0	0	2	16	0	0	.266
Apr 29	ALABAMA	*c	3	2	2	1	0	0	0	2	0	1	0	0	0	0	0	13	1	0	.275
May 04	at LSU	*c	4	1	1	1	0	0	1	0	0	0	0	0	0	0	1	7	1	0	.274
May 05	at LSU	*c	4	0	0	0	0	0	0	0	0	0	0	0	0	0	0	8	0	0	.266
May 06	at LSU	*c	4	1	2	0	0	0	0	0	0	0	0	0	0	0	0	5	0	0	.273
May 11	TEXAS A&M	*c	3	1	0	0	0	0	0	1	0	0	0	0	0	0	1	15	0	0	.267
May 12	TEXAS A&M	*c	3	0	0	0	0	0	0	1	0	0	0	0	0	0	0	9	0	0	.262
May 13	TEXAS A&M	*c	3	0	1	0	0	0	0	0	0	0	0	0	0	1	1	7	1	0	.263
May 17	at Georgia	ph/c	2	0	0	0	0	0	0	0	0	0	0	0	0	0	0	4	0	0	.260
May 18	at Georgia	*c	3	2	1	0	1	0	0	2	0	0	0	0	0	0	0	7	0	0	.261
May 19	at Georgia	*c	3	0	2	2	1	0	0	1	0	0	0	0	0	0	1	6	2	0	.269
May 23	vs South Carolina	*c	4	1	1	0	0	0	0	1	0	0	0	0	0	0	0	5	0	0	.268
May 25	vs Florida	*c	4	0	0	0	0	0	0	0	0	0	0	0	0	0	1	12	0	0	.262
May 26	vs LSU	*c	3	0	0	0	0	0	0	0	0	0	0	0	0	0	3	10	1	0	.257
Totals		50gs	171	31	44	31	6	0	7	33	3	1	2	0	4	3	36	416	31	1	.257

On base pct. .376 • Slugging pct. .415

Individual Game-By-Game

2018 Arkansas Baseball
Individual Game-by-Game for Arkansas (as of May 30, 2018)

#18 Heston Kjerstad - 57 games (All games)

Date	Opponent	Pos	AB	R	H	RBI	2B	3B	HR	BB	SB	CS	HBP	SAC	SF	GDP	K	PO	A	E	Avg
Feb 16	BUCKNELL	*of	4	3	3	1	1	0	0	0	0	0	1	0	0	0	0	2	0	0	.750
Feb 17	BUCKNELL	*of/of	2	2	2	2	0	0	0	0	0	0	2	0	0	0	0	0	0	0	.833
Feb 18	BUCKNELL	*of	3	0	1	0	1	0	0	0	0	0	1	0	0	0	0	2	1	0	.667
Feb 21	vs Arizona	*of	3	1	1	1	0	0	1	0	0	0	1	0	0	1	1	2	0	0	.583
Feb 23	vs Cal Poly	*of	4	0	1	1	0	0	0	0	0	0	0	0	0	0	0	1	0	0	.500
Feb 24	at San Diego State	*of	3	0	0	1	0	0	0	2	0	0	0	0	0	0	0	0	0	1	.421
Feb 25	at San Diego	*of	3	1	1	0	0	0	0	0	0	0	1	0	0	0	0	2	0	0	.409
Feb 28	DAYTON	*of/of	3	1	3	1	0	0	0	0	0	0	1	0	0	0	0	1	0	0	.480
Mar 01	DAYTON	*of/of	4	1	1	4	0	0	1	0	0	0	0	0	1	0	1	0	0	0	.448
Mar 02	USC	*of	4	0	1	1	0	0	0	0	0	0	0	0	0	0	1	2	0	0	.424
Mar 03	USC	*of	4	0	1	0	1	0	0	0	0	0	0	0	0	0	1	2	1	0	.405
Mar 04	USC	*of	3	0	1	1	0	0	0	1	0	0	1	0	0	1	1	1	0	0	.400
Mar 09	KENT STATE-1	*of	3	1	1	0	0	0	0	1	0	0	0	0	0	0	1	2	0	0	.395
Mar 09	KENT STATE-2	*of	4	0	0	1	0	0	0	0	0	0	0	0	0	0	2	0	0	0	.362
Mar 11	KENT STATE	*of	3	1	2	2	1	0	0	2	0	0	0	0	0	0	0	2	0	0	.380
Mar 13	TEXAS	*of	3	1	0	0	0	0	0	1	0	0	1	0	0	0	2	0	0	0	.358
Mar 14	TEXAS	*of	4	0	1	0	0	0	0	0	0	0	0	0	0	0	2	2	0	0	.351
Mar 16	KENTUCKY	*of	3	1	1	1	0	0	0	0	0	0	1	0	1	0	0	4	0	0	.350
Mar 17	KENTUCKY-1	*of	4	3	2	3	0	0	1	0	0	0	1	0	0	0	1	1	0	0	.359
Mar 17	KENTUCKY-2	*of	3	1	1	2	0	0	0	1	0	0	0	0	1	0	1	3	0	0	.358
Mar 21	at Charlotte	*of	4	2	2	3	0	0	2	0	0	0	0	0	0	0	0	1	0	0	.366
Mar 23	at Florida	*of	3	3	3	2	1	0	1	1	0	0	0	0	0	0	0	4	0	0	.392
Mar 24	at Florida	*of	4	1	2	0	0	0	0	0	0	0	0	0	0	0	1	0	0	1	.397
Mar 25	at Florida	*of	5	1	2	0	2	0	0	0	0	0	0	0	0	0	1	1	0	0	.398
Mar 27	at Memphis	*of	3	2	1	0	1	0	0	2	1	0	0	0	0	0	0	1	0	0	.395
Mar 29	at Ole Miss	*of	5	0	1	0	0	0	0	0	0	0	0	0	0	0	2	0	0	0	.385
Mar 30	at Ole Miss	*of	4	0	1	0	0	0	0	1	0	0	0	0	0	0	2	1	0	0	.379
Mar 31	at Ole Miss	*of	5	2	3	2	1	0	1	0	0	0	0	0	0	0	0	1	0	0	.390
Apr 03	ULM	*of/of	6	0	3	1	0	0	0	0	0	0	0	0	0	0	0	2	0	1	.396
Apr 04	ULM	*of	4	1	2	1	0	0	1	0	0	0	0	0	0	0	1	4	0	0	.400
Apr 06	AUBURN	*of	4	0	0	0	0	0	0	0	0	0	0	0	0	0	1	1	0	0	.386
Apr 07	AUBURN	*of	4	2	1	0	0	0	0	1	0	0	0	0	0	0	1	2	0	0	.381
Apr 08	AUBURN	*of	5	0	1	1	0	0	0	0	0	0	0	0	0	0	3	2	0	0	.374
Apr 10	GRAMBLING STATE	*of	4	0	1	0	0	0	0	0	0	0	0	0	0	0	1	1	0	0	.370
Apr 12	SOUTH CAROLINA	*of	5	0	2	0	1	0	0	0	0	0	0	0	0	0	1	4	0	0	.371
Apr 14	SOUTH CAROLINA-1	*of	3	0	0	0	0	0	0	0	0	0	0	0	0	0	0	2	0	0	.363
Apr 14	SOUTH CAROLINA-2	*of	3	0	1	1	0	0	0	0	0	0	0	0	0	0	0	1	0	0	.362
Apr 17	MISSOURI STATE	*of	4	2	3	4	0	0	1	0	0	0	0	0	1	0	1	0	0	0	.373
Apr 20	at Mississippi State	*of	4	1	2	0	0	0	0	0	0	0	0	0	0	0	1	3	0	1	.377
Apr 21	at Mississippi State-1	*of	4	1	2	0	1	0	0	1	1	0	0	0	0	0	0	0	0	0	.380
Apr 21	at Mississippi State-2	*of	5	0	0	0	0	0	0	0	0	0	0	0	0	0	3	0	0	0	.368
Apr 24	TEXAS TECH	*of	4	2	1	0	0	0	0	1	0	0	0	0	0	0	0	0	0	0	.365
Apr 27	ALABAMA	*of	5	2	2	0	1	0	0	0	0	0	0	0	0	0	1	5	0	0	.366
Apr 28	ALABAMA	*of	3	1	1	1	0	0	0	1	0	0	0	0	0	0	1	1	0	0	.365
Apr 29	ALABAMA	*of	4	2	2	1	0	0	0	0	0	0	0	0	1	0	0	1	0	0	.368
May 04	at LSU	*of	2	0	0	0	0	0	0	1	0	0	1	0	0	1	0	1	0	0	.364
May 05	at LSU	*of	5	0	0	0	0	0	0	0	0	0	0	0	0	0	5	0	0	0	.354
May 06	at LSU	*of	4	2	2	3	0	0	1	0	0	0	0	0	0	0	0	1	0	0	.357
May 11	TEXAS A&M	*of	5	1	0	0	0	0	0	0	0	0	0	0	0	0	2	1	0	1	.348
May 12	TEXAS A&M	*of	4	1	2	0	1	0	0	0	0	0	0	0	0	0	0	3	0	0	.351
May 13	TEXAS A&M	*of	3	1	1	0	0	0	0	0	0	0	1	0	0	0	1	2	1	0	.351
May 17	at Georgia	*of	5	1	2	1	0	0	0	0	0	0	0	0	0	0	0	0	0	0	.352
May 18	at Georgia	*of	4	1	1	3	0	0	1	0	0	0	1	0	0	0	1	1	0	0	.350
May 19	at Georgia	*of	4	0	1	0	1	0	0	0	0	0	0	0	0	0	1	1	0	0	.348
May 23	vs South Carolina	*of	2	2	0	1	0	0	0	1	1	0	1	0	1	0	1	2	0	0	.344
May 25	vs Florida	*of	4	2	1	0	0	0	0	0	0	0	1	0	0	0	1	1	0	0	.343
May 26	vs LSU	*of	4	0	0	0	0	0	0	0	0	0	0	0	0	0	1	0	0	0	.336
Totals		57gs	217	53	73	47	14	0	11	18	3	0	16	0	6	3	48	80	3	5	.336

On base pct. .416 • Slugging pct. .553

Individual Game-By-Game

2018 Arkansas Baseball
Individual Game-by-Game for Arkansas (as of May 30, 2018)

#6 Hunter Wilson - 26 games (All games)

Date	Opponent	Pos	AB	R	H	RBI	2B	3B	HR	BB	SB	CS	HBP	SAC	SF	GDP	K	PO	A	E	Avg
Feb 16	BUCKNELL	3b/1b	2	0	1	1	1	0	0	0	0	0	0	0	0	0	0	1	0	0	.500
Feb 17	BUCKNELL	pr/2b	3	1	2	1	0	0	0	0	0	0	0	0	0	0	0	2	1	0	.600
Feb 18	BUCKNELL	3b/1b	0	0	0	0	0	0	0	0	0	0	0	0	0	0	0	1	0	0	.600
Feb 21	vs Arizona	*3b	3	0	0	0	0	0	0	0	0	0	0	0	0	0	1	3	0	0	.375
Feb 23	vs Cal Poly	3b	0	0	0	0	0	0	0	0	0	0	0	0	0	0	0	0	0	0	.375
Feb 24	at San Diego State	1b	0	0	0	0	0	0	0	0	0	0	0	0	0	0	0	0	0	0	.375
Feb 28	DAYTON	*3b/ss	4	3	2	2	0	0	0	1	0	0	1	0	0	0	1	3	2	1	.417
Mar 03	USC	pr	0	0	0	0	0	0	0	0	0	0	0	0	0	0	0	0	0	0	.417
Mar 04	USC	*2b	2	0	0	1	0	0	0	2	0	0	0	0	0	0	0	1	3	0	.357
Mar 14	TEXAS	*2b	3	0	1	1	0	0	0	0	0	0	0	1	0	1	0	2	2	0	.353
Mar 17	KENTUCKY-1	ph/1b	1	0	0	0	0	0	0	0	0	0	0	0	0	0	0	1	1	0	.333
Mar 21	at Charlotte	pr	0	0	0	0	0	0	0	0	0	0	0	0	0	0	0	0	0	0	.333
Mar 24	at Florida	3b	1	0	1	0	0	0	0	0	0	0	0	0	0	0	0	0	0	0	.368
Mar 25	at Florida	*3b	2	0	0	0	0	0	0	0	0	0	0	0	0	0	0	1	2	1	.333
Apr 04	ULM	*2b	3	0	0	0	0	0	0	0	0	0	0	0	0	0	1	2	3	0	.292
Apr 08	AUBURN	pr	0	0	0	0	0	0	0	0	1	0	0	0	0	0	0	0	0	0	.292
Apr 10	GRAMBLING STATE	*2b	3	1	1	0	0	0	0	0	0	0	0	0	0	0	1	0	3	0	.296
Apr 14	SOUTH CAROLINA-2	pr	0	1	0	0	0	0	0	0	0	0	0	0	0	0	0	0	0	0	.296
Apr 21	at Mississippi State-2	*2b	3	0	1	0	0	0	0	0	1	0	0	0	0	0	1	3	3	0	.300
Apr 24	TEXAS TECH	*2b	4	0	0	0	0	0	0	0	0	0	0	0	0	0	1	4	0	0	.265
May 11	TEXAS A&M	*1b	3	1	1	1	0	0	0	0	0	0	1	0	0	0	0	4	0	0	.270
May 13	TEXAS A&M	*1b	3	0	1	1	1	0	0	1	0	0	0	0	0	1	0	10	1	1	.275
May 17	at Georgia	*1b	2	0	0	0	0	0	0	0	0	0	0	0	0	0	1	2	1	1	.262
May 18	at Georgia	ss	1	0	0	0	0	0	0	0	0	0	0	0	0	0	1	0	0	0	.256
May 25	vs Florida	pr/dh	1	1	1	4	0	0	1	0	0	0	0	0	0	0	0	0	0	0	.273
May 26	vs LSU	pr/1b	0	0	0	0	0	0	0	0	0	0	0	0	0	0	0	2	0	0	.273
Totals		12gs	44	8	12	12	2	0	1	4	2	0	2	1	0	2	8	42	22	4	.273

On base pct. .360 • Slugging pct. .386

Individual Game-By-Game

2018 Arkansas Baseball
Individual Game-by-Game for Arkansas (as of May 30, 2018)

#9 Jax Biggers - 50 games (All games)

Date	Opponent	Pos	AB	R	H	RBI	2B	3B	HR	BB	SB	CS	HBP	SAC	SF	GDP	K	PO	A	E	Avg
Feb 16	BUCKNELL	*ss	3	1	1	0	0	0	0	1	0	0	0	0	0	0	0	0	1	0	.333
Feb 17	BUCKNELL	*ss	2	3	2	1	0	0	0	2	0	0	0	0	0	0	0	0	0	0	.600
Feb 18	BUCKNELL	*ss	4	0	1	0	0	0	0	0	0	0	0	0	0	1	0	2	3	0	.444
Feb 21	vs Arizona	*ss	4	0	0	0	0	0	0	0	0	0	0	0	0	0	2	0	1	0	.308
Feb 23	vs Cal Poly	*ss	5	0	0	0	0	0	0	0	0	0	0	0	0	0	1	1	0	0	.222
Feb 24	at San Diego State	*ss	4	1	2	1	1	0	0	0	1	0	0	0	1	0	0	2	1	1	.273
Feb 25	at San Diego	*ss	5	0	1	2	1	0	0	0	0	0	0	0	0	0	2	0	0	0	.259
Feb 28	DAYTON	*ss	3	1	2	0	0	0	0	1	0	0	0	0	0	0	0	1	0	0	.300
Mar 02	USC	*ss	3	2	1	0	0	0	0	1	2	0	0	0	0	0	0	3	5	0	.303
Mar 03	USC	*ss	5	0	2	0	0	0	0	0	0	0	0	0	0	0	1	2	2	0	.316
Mar 04	USC	*ss	3	2	1	0	0	0	0	2	0	0	0	0	0	0	1	3	3	1	.317
Mar 09	KENT STATE-1	*ss	3	1	1	0	0	0	0	1	1	0	1	0	0	0	0	2	4	0	.318
Mar 09	KENT STATE-2	*ss	3	2	1	0	1	0	0	1	0	0	0	0	0	0	0	0	4	1	.319
Mar 11	KENT STATE	*ss	4	0	0	0	0	0	0	1	0	0	0	0	0	0	1	3	3	0	.294
Mar 13	TEXAS	*ss	3	2	1	0	0	0	0	1	0	0	0	0	0	0	0	3	3	0	.296
Mar 14	TEXAS	*ss	2	0	0	0	0	0	0	3	0	0	0	0	0	0	0	3	3	0	.286
Mar 16	KENTUCKY	*ss	3	0	2	1	2	0	0	2	0	0	0	0	0	0	0	1	1	0	.305
Mar 17	KENTUCKY-1	*ss	4	1	3	4	0	0	1	2	0	0	0	0	0	0	0	1	4	0	.333
Mar 17	KENTUCKY-2	*ss	5	3	4	2	0	0	1	0	0	0	1	0	0	0	1	0	1	0	.368
Mar 21	at Charlotte	*ss	5	0	1	0	0	0	0	0	0	0	0	0	0	0	0	2	2	2	.356
Mar 23	at Florida	*ss	5	0	0	0	0	0	0	0	0	0	0	0	0	0	2	1	2	0	.333
Mar 24	at Florida	*ss	4	0	1	0	0	0	0	0	0	0	0	0	0	0	0	3	3	0	.329
Mar 25	at Florida	*ss	3	0	1	0	0	0	0	1	0	0	0	0	0	0	0	0	0	0	.329
Mar 27	at Memphis	*ss	3	2	2	2	0	0	1	2	1	0	0	0	0	0	0	1	2	0	.341
Mar 29	at Ole Miss	*ss	5	1	2	0	0	0	0	0	0	0	0	0	0	0	1	2	4	0	.344
Mar 30	at Ole Miss	*ss	4	0	0	1	0	0	0	0	0	0	0	0	1	0	2	1	1	0	.330
Mar 31	at Ole Miss	*ss	5	2	2	1	1	0	0	0	0	0	0	0	0	0	1	1	3	1	.333
Apr 03	ULM	ph/ss	1	0	0	0	0	0	0	0	0	0	0	0	0	0	0	0	0	0	.330
Apr 04	ULM	*ss	4	0	0	0	0	0	0	0	0	0	0	0	0	0	0	2	3	0	.318
Apr 06	AUBURN	*ss	4	0	1	0	1	0	0	0	0	0	0	0	0	0	0	0	2	0	.315
Apr 07	AUBURN	*ss	3	1	1	3	0	0	0	1	0	0	0	0	2	0	0	1	2	0	.316
Apr 08	AUBURN	*ss	2	0	0	0	0	0	0	2	0	0	0	1	0	0	0	1	0	0	.310
Apr 10	GRAMBLING STATE	*ss	4	0	1	1	1	0	0	0	0	0	0	0	1	0	3	2	2	0	.308
Apr 12	SOUTH CAROLINA	*ss	5	0	0	0	0	0	0	0	0	0	0	0	0	1	1	4	1	0	.296
Apr 14	SOUTH CAROLINA-1	*ss	3	0	0	0	0	0	0	0	0	0	0	0	0	0	0	1	1	0	.289
Apr 14	SOUTH CAROLINA-2	*ss	1	0	0	0	0	0	0	0	0	0	0	1	0	0	0	1	1	0	.287
Apr 20	at Mississippi State	*ss	4	1	2	0	0	0	0	0	0	0	0	0	0	0	1	0	0	0	.293
Apr 21	at Mississippi State-1	*ss	5	0	0	0	0	0	0	0	0	0	0	0	0	0	1	3	2	0	.283
Apr 21	at Mississippi State-2	*ss	2	0	0	0	0	0	0	2	0	0	0	0	0	0	1	1	2	0	.279
Apr 24	TEXAS TECH	*ss	3	0	2	0	1	0	0	1	1	0	0	0	0	0	0	1	3	0	.287
Apr 27	ALABAMA	*ss	3	1	1	0	0	0	0	1	0	0	0	0	0	0	0	0	2	0	.288
Apr 28	ALABAMA	*ss	3	1	1	0	0	0	0	1	0	0	0	0	0	0	1	1	3	0	.289
Apr 29	ALABAMA	*ss	2	0	0	0	0	0	0	2	1	0	0	1	0	0	0	3	0	1	.285
May 04	at LSU	*ss	4	0	1	0	0	0	0	0	0	0	0	0	0	0	0	1	2	0	.284
May 05	at LSU	*ss	4	0	0	0	0	0	0	0	0	0	0	0	0	0	0	1	4	0	.277
May 06	at LSU	*ss	4	0	1	0	0	0	0	0	0	0	0	0	0	0	0	2	3	0	.276
May 11	TEXAS A&M	*ss	0	0	0	0	0	0	0	0	0	0	0	0	0	0	0	0	0	0	.276
May 19	at Georgia	pr	0	0	0	0	0	0	0	0	0	0	0	0	0	0	0	0	0	0	.276
May 25	vs Florida	*ss	3	1	2	0	0	0	0	1	0	0	0	0	0	0	1	0	0	0	.283
May 26	vs LSU	*ss	3	0	1	0	0	0	0	0	0	0	0	0	0	0	1	3	1	0	.284
Totals		48gs	169	29	48	19	9	0	3	32	7	0	2	3	5	2	25	66	90	7	.284

On base pct. .394 • Slugging pct. .391

Individual Game-By-Game

2018 Arkansas Baseball
Individual Game-by-Game for Arkansas (as of May 30, 2018)

#3 Jared Gates - 34 games (All games)

Date	Opponent	Pos	AB	R	H	RBI	2B	3B	HR	BB	SB	CS	HBP	SAC	SF	GDP	K	PO	A	E	Avg
Feb 16	BUCKNELL	*3b/1b	1	2	1	1	1	0	0	3	0	0	0	0	0	0	0	0	0	0	1.000
Feb 17	BUCKNELL	1b	2	2	2	4	1	0	1	0	0	0	0	0	0	0	0	3	0	0	1.000
Feb 18	BUCKNELL	*3b/1b	3	0	0	0	0	0	0	1	0	0	0	0	0	0	0	0	1	0	.500
Feb 21	vs Arizona	*1b	3	0	1	0	0	0	0	0	0	0	0	1	0	0	1	4	0	0	.444
Feb 23	vs Cal Poly	*3b/1b	4	0	1	0	1	0	0	0	0	0	0	0	0	0	1	3	3	0	.385
Feb 24	at San Diego State	*1b	3	0	0	0	0	0	0	1	0	0	0	0	0	0	1	7	0	0	.312
Feb 25	at San Diego	*1b	3	1	0	0	0	0	0	0	0	0	1	0	0	0	2	9	1	0	.263
Feb 28	DAYTON	*1b	3	1	1	2	1	0	0	0	0	0	0	0	0	0	0	4	1	0	.273
Mar 01	DAYTON	*1b	3	1	2	2	0	0	1	0	0	0	0	0	0	0	0	7	1	0	.320
Mar 02	USC	*1b	4	0	0	0	0	0	0	0	0	0	0	0	0	1	0	11	0	0	.276
Mar 03	USC	1b	0	0	0	0	0	0	0	1	0	0	0	0	0	0	0	4	0	0	.276
Mar 04	USC	*1b	4	0	0	0	0	0	0	0	0	0	0	0	0	0	1	6	1	1	.242
Mar 09	KENT STATE-1	*1b	4	0	0	0	0	0	0	0	0	0	0	0	0	0	0	12	0	0	.216
Mar 11	KENT STATE	*1b	2	0	0	0	0	0	0	0	0	0	0	0	0	0	1	7	0	0	.205
Mar 25	at Florida	*1b	4	1	2	2	0	0	1	0	0	0	0	0	1	0	1	8	0	0	.233
Mar 27	at Memphis	1b	1	0	0	0	0	0	0	0	0	0	0	0	0	0	0	6	0	0	.227
Mar 30	at Ole Miss	ph	1	0	0	0	0	0	0	0	0	0	0	0	0	0	1	0	0	0	.222
Apr 03	ULM	*1b	3	1	1	1	0	0	0	0	1	0	0	0	0	0	0	9	0	0	.229
Apr 08	AUBURN	*1b	3	0	1	0	0	0	0	0	0	0	0	0	0	0	1	5	0	0	.235
Apr 10	GRAMBLING STATE	*1b	2	0	0	0	0	0	0	1	0	0	0	0	0	0	0	7	0	0	.226
Apr 21	at Mississippi State-1	ph/1b	2	0	0	0	0	0	0	0	0	0	0	0	0	0	0	2	0	0	.218
Apr 21	at Mississippi State-2	*1b	4	1	2	2	1	0	0	0	0	0	0	0	0	0	0	10	2	0	.237
Apr 24	TEXAS TECH	*3b	3	0	0	1	0	0	0	0	0	0	1	0	0	0	2	0	1	0	.226
Apr 27	ALABAMA	*1b	3	0	0	0	0	0	0	0	0	0	0	0	0	0	0	2	0	0	.215
May 04	at LSU	*1b	4	0	1	1	0	0	0	0	0	0	0	0	0	0	2	5	0	0	.217
May 05	at LSU	*1b	2	0	0	0	0	0	0	2	0	0	0	0	0	1	0	6	1	0	.211
May 06	at LSU	ph	1	0	0	0	0	0	0	0	0	0	0	0	0	0	1	0	0	0	.208
May 12	TEXAS A&M	*1b	2	0	0	0	0	0	0	1	0	0	1	0	0	0	0	8	0	0	.203
May 17	at Georgia	1b	2	0	0	0	0	0	0	0	0	0	0	0	0	0	1	4	0	0	.197
May 18	at Georgia	*1b	5	0	1	1	0	0	0	0	0	0	0	0	0	0	2	8	0	0	.198
May 19	at Georgia	1b	0	0	0	0	0	0	0	1	0	0	0	0	0	0	0	5	0	0	.198
May 23	vs South Carolina	*1b	3	2	1	0	0	0	1	0	0	1	0	0	0	0	1	7	0	0	.202
May 25	vs Florida	*1b	3	0	1	1	0	0	0	1	0	0	0	0	0	0	0	6	0	0	.207
May 26	vs LSU	*1b	3	1	2	1	0	0	1	0	0	0	0	0	0	0	1	8	0	0	.222
Totals		26gs	90	13	20	19	5	0	4	13	1	0	4	1	1	2	20	183	12	1	.222

On base pct. .343 • Slugging pct. .411

Individual Game-By-Game

2018 Arkansas Baseball
Individual Game-by-Game for Arkansas (as of May 30, 2018)

#7 Jack Kenley - 40 games (All games)

Date	Opponent	Pos	AB	R	H	RBI	2B	3B	HR	BB	SB	CS	HBP	SAC	SF	GDP	K	PO	A	E	Avg
Feb 16	BUCKNELL	ss	1	0	1	1	1	0	0	1	0	0	0	0	0	0	0	0	1	0	1.000
Feb 17	BUCKNELL	pr/ss	2	2	1	2	0	0	0	0	0	0	1	0	1	0	1	0	0	0	.667
Feb 18	BUCKNELL	3b	0	0	0	0	0	0	0	0	0	0	0	0	0	0	0	0	1	0	.667
Feb 24	at San Diego State	pr	0	0	0	0	0	0	0	0	0	0	0	0	0	0	0	0	0	0	.667
Feb 28	DAYTON	ph/3b	1	0	0	0	0	0	0	0	0	0	0	0	0	0	1	0	1	0	.500
Mar 01	DAYTON	*ss	2	1	0	0	0	0	0	2	0	0	0	0	0	0	1	0	1	0	.333
Mar 02	USC	3b	0	0	0	0	0	0	0	0	0	0	0	0	0	0	0	0	0	0	.333
Mar 04	USC	pr	0	0	0	0	0	0	0	0	0	0	0	0	0	0	0	0	0	0	.333
Mar 11	KENT STATE	pr	0	1	0	0	0	0	0	0	0	0	0	0	0	0	0	0	0	0	.333
Mar 13	TEXAS	ss	1	0	0	0	0	0	0	0	0	0	0	0	0	0	0	1	1	0	.286
Mar 16	KENTUCKY	pr	0	0	0	0	0	0	0	0	0	0	0	0	0	0	0	0	0	0	.286
Mar 17	KENTUCKY-1	3b	1	0	0	0	0	0	0	0	0	0	0	0	0	0	0	0	0	0	.250
Mar 21	at Charlotte	*3b	2	0	0	0	0	0	0	0	0	0	0	0	0	0	2	0	1	0	.200
Mar 23	at Florida	3b	1	0	1	0	0	0	0	0	0	0	0	0	0	0	0	1	0	0	.273
Mar 24	at Florida	ph/ss	1	0	0	0	0	0	0	0	0	0	0	0	0	0	1	0	0	0	.250
Mar 25	at Florida	ss	0	0	0	0	0	0	0	0	0	0	0	0	0	0	0	0	1	0	.250
Mar 27	at Memphis	pr	0	1	0	0	0	0	0	0	0	0	0	0	0	0	0	0	0	0	.250
Mar 31	at Ole Miss	pr	0	0	0	0	0	0	0	0	0	0	0	0	0	0	0	0	0	0	.250
Apr 03	ULM	*ss	1	1	0	1	0	0	0	2	0	0	0	1	0	0	0	4	1	0	.231
Apr 04	ULM	3b	0	0	0	0	0	0	0	0	0	0	0	0	0	0	0	0	1	0	.231
Apr 06	AUBURN	3b	0	0	0	0	0	0	0	0	0	0	0	0	0	0	0	0	0	0	.231
Apr 07	AUBURN	3b	2	0	1	0	0	0	0	0	0	0	0	0	0	0	0	0	0	0	.267
Apr 10	GRAMBLING STATE	*3b	0	0	0	0	0	0	0	1	0	0	0	0	0	0	0	0	0	0	.267
Apr 14	SOUTH CAROLINA-2	3b	0	0	0	0	0	0	0	0	0	0	0	0	0	0	0	0	0	0	.267
Apr 17	MISSOURI STATE	*ss	4	1	1	0	0	0	0	1	0	0	0	0	0	0	1	3	4	0	.263
Apr 21	at Mississippi State-2	pr/3b	0	0	0	0	0	0	0	0	0	0	0	0	0	0	0	0	0	0	.263
Apr 24	TEXAS TECH	3b	0	0	0	0	0	0	0	0	0	0	1	0	0	0	0	0	1	0	.263
Apr 27	ALABAMA	*3b	4	0	1	0	0	0	0	0	0	0	0	0	0	0	1	0	0	0	.261
Apr 28	ALABAMA	*3b	3	1	2	2	0	0	0	0	0	0	0	0	0	0	0	1	0	0	.308
Apr 29	ALABAMA	*3b	3	0	0	1	0	0	0	0	0	0	0	0	1	0	0	0	5	0	.276
May 04	at LSU	*3b	4	0	0	0	0	0	0	0	0	0	0	0	0	0	2	0	2	0	.242
May 05	at LSU	*3b	3	0	1	0	0	0	0	0	0	0	0	0	0	0	0	2	1	0	.250
May 11	TEXAS A&M	ss	3	1	0	1	0	0	0	1	0	0	0	0	0	0	1	3	1	0	.231
May 12	TEXAS A&M	*ss	1	0	0	0	0	0	0	1	0	0	1	1	0	0	1	1	2	0	.225
May 13	TEXAS A&M	*ss	2	0	0	0	0	0	0	1	0	0	1	0	0	0	2	4	0	0	.214
May 17	at Georgia	*ss	2	1	0	0	0	0	0	2	1	0	0	0	0	0	0	2	3	0	.205
May 18	at Georgia	*ss	3	1	1	1	1	0	0	0	0	0	0	0	0	0	1	2	3	1	.213
May 19	at Georgia	*ss	3	0	0	0	0	0	0	0	0	0	0	0	0	0	1	2	4	0	.200
May 23	vs South Carolina	*ss	4	2	2	1	0	0	0	1	0	0	0	0	0	0	1	2	3	1	.222
May 25	vs Florida	pr	0	0	0	0	0	0	0	0	0	0	0	0	0	0	0	0	0	0	.222
Totals		16gs	54	13	12	10	2	0	0	13	1	0	3	3	2	0	15	22	45	3	.222

On base pct. .389 • Slugging pct. .259

Individual Game-By-Game

2018 Arkansas Baseball
Individual Game-by-Game for Arkansas (as of May 30, 2018)

#13 Jordan McFarland - 45 games (All games)

Date	Opponent	Pos	AB	R	H	RBI	2B	3B	HR	BB	SB	CS	HBP	SAC	SF	GDP	K	PO	A	E	Avg
Feb 17	BUCKNELL	*1b/of	6	5	2	0	0	0	0	1	0	0	0	0	0	0	0	0	0	0	.333
Feb 23	vs Cal Poly	ph	1	0	0	0	0	0	0	0	0	0	0	0	0	0	0	0	0	0	.286
Feb 24	at San Diego State	pr	0	1	0	0	0	0	0	0	0	0	0	0	0	0	0	0	0	0	.286
Feb 28	DAYTON	ph/1b	2	2	1	0	0	0	0	0	0	0	1	0	0	0	0	2	0	0	.333
Mar 01	DAYTON	ph/1b	1	0	0	0	0	0	0	0	0	0	0	0	0	0	1	3	0	0	.300
Mar 03	USC	*1b	3	0	0	0	0	0	0	0	0	0	0	0	0	1	0	5	3	0	.231
Mar 04	USC	pr	0	0	0	0	0	0	0	0	0	0	0	0	0	0	0	0	0	0	.231
Mar 09	KENT STATE-2	*1b	4	0	2	0	0	0	0	0	0	0	0	0	0	0	1	10	0	0	.294
Mar 11	KENT STATE	ph/1b	3	2	2	5	0	0	2	0	0	0	0	0	0	0	1	5	0	0	.350
Mar 13	TEXAS	*1b	4	2	2	4	1	0	0	1	0	0	0	0	0	0	1	10	0	0	.375
Mar 14	TEXAS	*1b	3	1	2	1	1	0	0	1	0	1	0	0	0	0	0	9	0	0	.407
Mar 16	KENTUCKY	*1b	4	0	1	1	0	0	0	1	0	0	0	0	0	0	0	7	0	0	.387
Mar 17	KENTUCKY-1	*1b	4	1	1	0	0	0	0	0	0	0	0	0	0	0	2	10	1	0	.371
Mar 17	KENTUCKY-2	*1b	3	1	1	0	0	0	0	2	0	0	0	0	0	0	1	5	1	0	.368
Mar 21	at Charlotte	*1b	4	1	1	0	0	0	0	0	0	0	0	0	0	0	1	7	0	0	.357
Mar 23	at Florida	*1b	3	1	1	0	0	0	0	1	0	0	0	0	0	0	0	3	0	0	.356
Mar 24	at Florida	*1b	4	0	1	0	0	0	0	0	0	0	0	0	0	0	1	7	1	0	.347
Mar 27	at Memphis	*1b	3	0	0	0	0	0	0	0	0	0	0	0	0	0	1	4	0	0	.327
Mar 29	at Ole Miss	*1b	4	2	2	1	0	0	1	0	0	0	0	0	0	0	0	7	0	0	.339
Mar 30	at Ole Miss	*1b	4	1	1	0	1	0	0	0	0	0	0	0	0	0	1	8	2	0	.333
Mar 31	at Ole Miss	*1b	4	2	1	0	0	0	0	0	0	0	1	0	0	0	1	5	0	0	.328
Apr 03	ULM	*1b	3	1	1	0	0	0	0	0	0	0	0	0	0	0	1	3	0	0	.328
Apr 04	ULM	*1b	4	1	1	0	0	0	0	0	0	0	0	0	0	0	0	6	1	0	.324
Apr 06	AUBURN	*1b	3	0	1	0	0	0	0	0	0	0	0	0	0	0	0	8	0	0	.324
Apr 07	AUBURN	*1b	2	3	1	2	0	0	0	3	0	0	0	0	0	0	0	6	1	0	.329
Apr 08	AUBURN	pr/1b	1	1	0	0	0	0	0	0	0	0	0	0	0	0	0	3	0	0	.325
Apr 10	GRAMBLING STATE	pr/1b	1	1	1	1	0	0	0	0	0	0	0	0	0	0	0	3	0	0	.333
Apr 12	SOUTH CAROLINA	*1b	3	0	0	0	0	0	0	1	0	0	0	0	0	0	1	5	1	0	.321
Apr 14	SOUTH CAROLINA-1	*1b	2	0	1	0	0	0	0	1	0	0	0	0	0	0	1	3	0	0	.325
Apr 14	SOUTH CAROLINA-2	*1b	3	0	1	0	0	0	0	0	0	0	0	0	0	0	1	5	1	0	.326
Apr 17	MISSOURI STATE	*1b	5	2	2	0	0	0	0	0	0	0	0	0	0	1	0	8	1	0	.330
Apr 20	at Mississippi State	*1b	3	0	0	0	0	0	0	1	0	0	0	0	0	0	2	4	1	0	.319
Apr 21	at Mississippi State-1	*1b	2	0	0	0	0	0	0	0	0	0	0	0	0	0	1	8	0	0	.312
Apr 21	at Mississippi State-2	ph	1	0	0	0	0	0	0	0	0	0	0	0	0	0	0	0	0	0	.309
Apr 24	TEXAS TECH	*1b	5	0	0	0	0	0	0	0	0	0	0	0	0	1	2	6	0	0	.294
Apr 27	ALABAMA	pr/1b	1	0	0	0	0	0	0	0	0	0	0	0	0	0	0	3	0	0	.291
Apr 28	ALABAMA	*1b	4	2	2	0	0	0	0	0	0	1	0	0	0	0	0	4	0	0	.299
Apr 29	ALABAMA	*1b	4	0	3	0	0	0	0	0	0	0	0	0	0	0	0	7	1	1	.315
May 04	at LSU	pr/1b	0	0	0	0	0	0	0	0	0	0	0	0	0	0	0	2	0	0	.315
May 05	at LSU	pr/1b	0	0	0	0	0	0	0	0	0	0	0	0	0	0	0	0	0	1	.315
May 06	at LSU	*1b	3	0	0	0	0	0	0	0	0	0	0	0	0	0	2	6	0	1	.307
May 13	TEXAS A&M	pr	0	1	0	0	0	0	0	0	0	0	0	0	0	0	0	0	0	0	.307
May 18	at Georgia	ph	1	0	0	0	0	0	0	0	0	0	0	0	0	0	0	0	0	0	.304
May 19	at Georgia	*1b	2	0	0	0	0	0	0	0	0	0	0	0	0	0	2	5	0	0	.299
May 23	vs South Carolina	pr/1b	0	0	0	0	0	0	0	0	0	0	0	0	0	0	0	1	0	0	.299
Totals		29gs	117	34	35	15	3	0	3	13	0	2	2	0	0	3	24	203	15	3	.299

On base pct. .379 • Slugging pct. .402

Individual Game-By-Game

2018 Arkansas Baseball
Individual Game-by-Game for Arkansas (as of May 30, 2018)

#17 Luke Bonfield - 52 games (All games)

Date	Opponent	Pos	AB	R	H	RBI	2B	3B	HR	BB	SB	CS	HBP	SAC	SF	GDP	K	PO	A	E	Avg
Feb 16	BUCKNELL	*dh	4	1	1	1	0	0	0	0	0	0	0	0	0	0	2	0	0	0	.250
Feb 17	BUCKNELL	*dh	2	3	1	3	0	0	1	2	0	0	0	0	0	0	0	0	0	0	.333
Feb 18	BUCKNELL	*dh	4	0	1	1	0	0	0	0	0	0	0	0	0	0	0	0	0	0	.300
Feb 21	vs Arizona	*dh	3	0	1	0	0	0	0	0	0	0	0	0	0	0	1	0	0	0	.308
Feb 23	vs Cal Poly	*dh	3	0	2	0	1	0	0	0	0	0	0	0	0	0	0	0	0	0	.375
Feb 24	at San Diego State	*dh	3	0	0	0	0	0	0	0	0	0	2	0	0	0	2	0	0	0	.316
Feb 25	at San Diego	*dh	4	0	1	0	0	0	0	0	0	0	0	0	0	0	0	0	0	0	.304
Feb 28	DAYTON	of	2	0	1	0	0	0	0	1	0	0	0	0	0	0	0	1	0	0	.320
Mar 01	DAYTON	*dh/of	2	2	1	0	1	0	0	1	0	0	0	0	0	0	1	0	0	0	.333
Mar 02	USC	*dh	4	1	1	3	0	0	1	0	0	0	0	0	0	0	0	0	0	0	.323
Mar 03	USC	*dh	3	0	3	0	1	0	0	1	0	0	0	0	0	0	0	0	0	0	.382
Mar 04	USC	*of	1	0	0	0	0	0	0	3	0	0	1	0	0	0	0	3	0	0	.371
Mar 09	KENT STATE-1	*dh	3	0	0	0	0	0	0	1	0	0	0	0	0	0	1	0	0	0	.342
Mar 09	KENT STATE-2	*dh	3	0	2	2	0	0	0	0	0	0	0	0	1	0	0	0	0	0	.366
Mar 11	KENT STATE	*dh	3	0	1	1	0	0	0	2	0	0	0	0	0	0	0	0	0	0	.364
Mar 13	TEXAS	*dh	3	1	1	1	1	0	0	0	0	0	0	0	0	0	2	0	0	0	.362
Mar 16	KENTUCKY	*dh	2	1	1	0	0	0	0	2	0	0	1	0	0	0	1	0	0	0	.367
Mar 17	KENTUCKY-1	*dh	4	1	1	1	0	0	1	1	0	0	0	0	0	0	1	0	0	0	.358
Mar 17	KENTUCKY-2	*dh	4	3	3	4	1	0	1	2	0	0	0	0	0	0	0	0	0	0	.386
Mar 21	at Charlotte	*dh	4	0	1	0	0	0	0	0	0	0	0	0	0	0	1	0	0	0	.377
Mar 23	at Florida	*dh	5	0	0	0	0	0	0	0	0	0	0	0	0	1	0	0	0	0	.348
Mar 24	at Florida	*dh	3	0	0	0	0	0	0	1	0	0	0	0	0	0	1	0	0	0	.333
Mar 25	at Florida	ph	1	0	0	0	0	0	0	0	0	0	0	0	0	0	0	0	0	0	.329
Mar 27	at Memphis	*dh	3	0	1	0	0	0	0	2	0	0	0	0	0	0	0	0	0	0	.329
Mar 29	at Ole Miss	*dh	5	0	1	1	0	0	0	0	0	0	0	0	0	0	2	0	0	0	.321
Mar 30	at Ole Miss	*dh	4	0	0	0	0	0	0	0	0	0	0	0	0	0	2	0	0	0	.305
Mar 31	at Ole Miss	*dh	4	0	1	0	1	0	0	0	0	0	1	0	0	0	0	0	0	0	.302
Apr 03	ULM	*of	4	1	1	1	1	0	0	0	0	0	0	0	0	0	1	0	0	0	.300
Apr 06	AUBURN	*dh	4	1	1	1	0	0	1	0	0	0	0	0	0	0	0	0	0	0	.298
Apr 07	AUBURN	*dh	5	1	2	2	1	0	0	0	0	0	0	0	0	0	1	0	0	0	.303
Apr 08	AUBURN	*dh	2	0	0	0	0	0	0	2	0	0	0	0	0	0	2	0	0	0	.297
Apr 12	SOUTH CAROLINA	*dh	4	1	1	0	0	0	0	1	0	0	0	0	0	0	1	0	0	0	.295
Apr 14	SOUTH CAROLINA-1	*dh	3	0	0	0	0	0	0	0	0	0	0	0	0	0	1	0	0	0	.287
Apr 14	SOUTH CAROLINA-2	*dh	2	1	1	0	0	0	0	1	0	0	0	0	0	0	0	0	0	0	.291
Apr 17	MISSOURI STATE	*dh	5	1	1	0	0	1	0	0	0	0	0	0	0	0	2	0	0	0	.287
Apr 20	at Mississippi State	*dh	5	0	0	0	0	0	0	0	0	0	0	0	0	1	2	0	0	0	.275
Apr 21	at Mississippi State-1	*dh	2	0	1	1	0	0	0	0	0	0	0	0	0	0	1	0	0	0	.279
Apr 21	at Mississippi State-2	ph	1	0	1	1	0	0	0	0	0	0	0	0	0	0	0	0	0	0	.285
Apr 24	TEXAS TECH	*dh	3	1	2	1	0	0	0	2	0	0	0	0	0	0	0	0	0	0	.294
Apr 28	ALABAMA	*dh	4	1	3	2	0	0	1	0	0	0	0	0	0	0	1	0	0	0	.308
Apr 29	ALABAMA	*dh	3	1	0	0	0	0	0	2	0	0	0	0	0	0	2	0	0	0	.301
May 05	at LSU	ph	0	1	0	0	0	0	0	1	0	0	0	0	0	0	0	0	0	0	.301
May 06	at LSU	*dh	2	1	0	0	0	0	0	2	0	0	0	0	0	0	0	0	0	0	.296
May 11	TEXAS A&M	*dh	4	1	2	0	0	0	0	1	0	0	0	0	0	0	0	0	0	0	.302
May 12	TEXAS A&M	*dh	3	0	1	0	0	0	0	0	0	0	1	0	0	0	0	0	0	0	.303
May 13	TEXAS A&M	*dh	4	1	2	4	0	0	1	0	0	0	0	0	0	0	0	0	0	0	.308
May 17	at Georgia	*dh	3	2	1	2	0	0	1	1	0	0	1	0	0	0	1	0	0	0	.309
May 18	at Georgia	*dh	5	0	1	0	0	0	0	0	1	0	0	0	0	0	1	0	0	0	.305
May 19	at Georgia	*dh	4	1	1	0	0	0	0	0	0	0	0	0	0	1	1	0	0	0	.304
May 23	vs South Carolina	*dh	3	2	2	1	0	0	0	2	0	0	0	0	0	0	0	0	0	0	.311
May 25	vs Florida	*dh	1	2	1	0	1	0	0	3	0	0	0	0	0	0	0	0	0	0	.315
May 26	vs LSU	*dh	3	0	0	0	0	0	0	1	0	0	0	0	0	0	0	0	0	0	.309
Totals		48gs	165	33	51	34	9	1	8	38	1	0	7	0	1	4	33	4	0	0	.309

On base pct. .455 • Slugging pct. .521

#48 Zack Plunkett - 7 games (All games)

Date	Opponent	Pos	AB	R	H	RBI	2B	3B	HR	BB	SB	CS	HBP	SAC	SF	GDP	K	PO	A	E	Avg
Feb 16	BUCKNELL	ph/c	1	0	0	0	0	0	0	0	0	0	0	0	0	0	0	2	0	0	.000
Feb 17	BUCKNELL	ph/of	2	0	0	0	0	0	0	1	0	0	0	0	0	0	0	2	0	0	.000
Feb 28	DAYTON	c	3	0	1	1	0	0	0	0	0	0	0	0	0	0	0	5	0	0	.167
Mar 13	TEXAS	c	1	0	0	0	0	0	0	0	0	0	0	0	0	0	0	1	0	0	.143
Mar 17	KENTUCKY-1	ph	1	1	1	1	0	0	1	0	0	0	0	0	0	0	0	0	0	0	.250
Mar 24	at Florida	ph	1	0	0	0	0	0	0	0	0	0	0	0	0	0	0	0	0	0	.222
Apr 21	at Mississippi State-2	c	0	0	0	0	0	0	0	0	0	0	0	0	0	0	0	1	0	0	.222
Totals		0gs	9	1	2	2	0	0	1	1	0	0	0	0	0	0	1	11	0	0	.222

On base pct. .300 • Slugging pct. .556

QUICK FACTS

GENERAL INFORMATION

Location..... Fayetteville, Arkansas
 Founded.....1871
 Enrollment..... 27,558
 Nickname..... Razorbacks
 School Colors..... Cardinal (PMS 201) and White
 Conference..... Southeastern (Western Division)
 System President..... Dr. Donald R. Bobbitt (Arkansas, 1980)
 Chancellor.....Dr. Joseph E. Steinmetz (Central Michigan, 1977)
 Athletic Director.....Hunter Yurachek (Guilford College, 1990)
 Faculty Athletic Rep.....Gerald Jordan (Arkansas, 1970)
 Athletics Website..... ArkansasRazorbacks.com
 Ticket Office Phone.....1-800-982-HOGS
 Athletic Department Phone.....(479) 575-6533

COACHING STAFF

Head Coach.....Dave Van Horn (Arkansas, 1988)
 Record at Arkansas.....595-343 (15 seasons, .634)
 Overall Division I Record.....915-500 (23 seasons, .647)
 Overall as a Head Coach.....1,180-583 (29 seasons, .670)
 Van Horn's DI Postseason App. (Total/at UA).....18/14
 Van Horn's College World Series Appearances.....6
 (Neb: 2001, 2002; Ark: 2004, 2009, 2012, 2015)
 Hitting Coach/Recruiting Coordinator.....
Nate Thompson (Dallas Baptist, 2006)
 Pitching Coach.....Wes Johnson (Arkansas-Monticello, 1994)
 Volunteer Assistant Coach...Craig Parry (South Dakota State, 2008)
 Student Asst. Coach..... Jake Arledge
 Harrison Heffley
 Volunteer.....Colby Suggs
 Dir. of Baseball Operations.....Clay Goodwin (Arkansas, 2005)
 Athletic Trainer.....Corey Wood (East Carolina, 2008)
 Strength & Conditioning...Blaine Kinsley (Lenoir-Rhyne, 2010)
 Director of Video and Scouting.....Zach Barr
 Managers.....Sean O'Neil
Cale Petrie
Hayden Sutton
Chandler Tolbert

HISTORY

Years of Varsity Baseball at Arkansas.....95
 (1897, 1901-03, 05, 08-16, 19-20, 22-29, 47-17)
 All-Time Program Record.....2,148-1,363-6 (.611)
 All-Time Conference Record/Years.....SEC: 379-371 (.505)/26
 SWC: 264-205 (.563)/24
 Combined: 643-576 (.527)/50
 Conference Titles/Years.....SEC Overall: 2/1999, 2004
 SEC Western Division: 4/1999, 2004, 2007, 2011
 SWC: 2/1989, 1990
 Conference Tournament Record/Years.....SEC: 31-39 (.443)/22
 SWC: 18-25 (.419)/14
 Combined: 49-64 (.434)/36
 Conference Tournament Titles/Years.....SEC: None
 SWC: 1/1985
 NCAA Postseason Appearances.....29
 (1973, 79-80, 83, 85-90, 95-96, 98-99, 2002-15, 2017)
 NCAA Postseason Record.....74-63 (.540)
 College World Series Appearances.....8
 (1979, 1985, 1987, 1989, 2004, 2009, 2012, 2015)
 College World Series Record.....11-16 (.407)
 NCAA Super Regional Appearances.....6
(2002, 2004, 2009, 2010, 2012, 2015)
 NCAA Super Regional Record.....9-6 (.600)
 NCAA Regional Appearances.....28
 NCAA Regional Record.....54-41 (.568)
 Overall NCAA Regional Hosts.....6 (1999, 2004, 2006, 2007, 2010,
 2017)
 Best NCAA Finish.....1979 National Runner-up

GAME CREDENTIALS

Members of the media should contact John Thomas to request individual game credentials for Razorback home games. Credential requests should be made no later than noon (CT) the day before the scheduled contest and should be directed by e-mail to John Thomas. Credential requests for away games should be made to the communications contact of the home team. Only fully accredited personnel directly involved in the coverage of the game will be admitted. Credentials are non-transferable.

INTERVIEW POLICIES

Please direct all requests for interviews with coaches and players to John Thomas. For home SEC weekends, Coach Dave Van Horn will hold his weekly press conference on Thursday with players and assistant coaches available following Thursday's practice. On road SEC weekends, Coach Van Horn will hold his weekly press conference on Wednesday with players and assistant coaches available following Wednesday's practice. Players are not available for interviews on gamedays, except for post-game interviews. Post-game press conferences are held in the indoor Pitching Development Center located down the third base line. Coach Van Horn and two or three most requested Razorback players will address the media. In the event of a doubleheader, the only Arkansas player available between games for interviews is the starting pitcher of game one. The Arkansas clubhouse is off limits to the media at all times.

E-MAIL UPDATES

Members of the media may request to be added to the Arkansas communications baseball e-mail group. Subscribers will receive game notes, game stories and other information. To subscribe, send a request to John Thomas. Please identify yourself and your organization in your request as this service is only available to members of the media.

GAMEDAY MEDIA SERVICES

The Arkansas communications staff provides scorecards, rosters, updated statistics and results for each team in the Baum Stadium press box prior to home games. Box scores, play-by-play and any postgame notes are disseminated approximately 10 minutes after the conclusion of the game. An Associated Press-style game story is also produced by the communications office. Members of the media may request these stories be sent to their organization via e-mail by contacting a member of the communications office.

WIRELESS INTERNET

The Baum Stadium press box is equipped with wireless internet for use by the media. Media members should log on to the "UARK Media" network by using a password that will be provided at the stadium.

GAMEDAY LIVE STATS

Live in-game stats will be provided at <http://arkansas.statbroadcast.com>.

FACILITIES/PARKING

The Arkansas baseball team conducts all games at Baum Stadium at George Cole Field. Baum Stadium is located just off Razorback Road south of Martin Luther King, Jr., Boulevard. There is space for media parking on game day. Only cars with a parking credential will be allowed access to the parking lot.

PHOTOGRAPHERS

No cameras are allowed on the Baum Stadium playing surface during games. Photographers are encouraged to use the photo wells at the end of each dugout and behind home plate.

ARKANSAS ATHLETIC COMMUNICATIONS

The University of Arkansas athletic communications office is located on the main floor of Bud Walton Arena behind the Hog Heaven Store with office hours from 8 a.m. to 5 p.m., Monday through Friday. You can often reach us at Bud Walton after hours, but if not, please leave a message on our voice mail system.


Office: 479-575-2751 | Cell: 479-313-2564
 Fax: 479-575-7481 | Press Row: 479-575-6622

Mailing Address
 Razorbacks Communications
 P.O. Box 7777
 Fayetteville, AR 72702-7777


2018 Schedule and Results

	Opponent	Score	WP	LP	SV	Attend	Time
FEBRUARY							
16	Bucknell	W, 14-2	B. Knight	C. Van Hoose	--	7389	3:40
17	Bucknell	W, 32-4	I. Campbell	J. Grabek	--	7862	3:58
18	Bucknell	W, 3-1	M. Cronin	J. Simpson	J. Reindl	7954	2:59
21	vs. Arizona	W, 1-0	K. Murphy	R. Labaut	M. Cronin	315	3:13
23	vs. Cal Poly	L, 4-3	A. Alvarez	J. Reindl	--	450	3:06
24	at San Diego State	W, 5-2	M. Cronin	Ritcheson	--	1532	3:33
25	at San Diego	L, 7-6	A. Donatella	E. Lee	J. Friedman	675	2:45
28	Dayton	W, 18-1	C. Bolden	R. Wagner	Z. Vermillion	6897	3:37
MARCH							
1	Dayton	W, 11-0	B. Bonnin	A. Cline	--	6836	2:47
2	USC	W, 4-0	B. Knight	C. Clarke	J. Rutledge	8142	2:54
3	USC	L, 3-1	Q. Longrie	I. Campbell	C. Lunn	13472	3:07
4	USC	W, 7-6 (8)	J. Rutledge	C. Lunn	--	7388	3:43
9	Kent State (DH)	W, 7-2	B. Knight	E. Kraus	--	--	2:47
	Kent State (DH)	L, 10-4	A. Havekost	I. Campbell	--	8924	3:14
11	Kent State	W, 11-4	E. Lee	Z. Schultz	--	3049	3:15
13	Texas	W, 13-4	K. Murphy	B. Ridgeway	J. Kostyshock	8051	2:55
14	Texas	W, 7-5	C. Bolden	N. O'Donnell	M. Cronin	8007	3:22
16	No. 4 Kentucky*	W, 9-4	J. Reindl	S. Hjelle	M. Cronin	8751	4:09
18	No. 4 Kentucky* (DH)	W, 14-2	I. Campbell	J. Lewis	--	--	3:05
	No. 4 Kentucky* (DH)	W, 16-9	K. Murphy	D. Harper	--	10418	3:50
20	vs. Charlotte		CANCELLED				
21	at Charlotte	L, 6-3	C. Bruce	K. Ramage	J. Patten	815	3:16
23	at No. 2 Florida*	W, 6-3	B. Knight	B. Singer	M. Cronin	5025	3:05
24	at No. 2 Florida*	L, 17-2	J. Kowar	I. Campbell	--	4815	3:08
25	at No. 2 Florida*	L, 5-4	M. Byrne	K. Murphy	--	4510	3:00
27	vs. Memphis	W, 8-7	J. Rutledge	H. Smith	--	2995	3:55
29	at No. 4 Ole Miss*	W, 6-4	B. Knight	R. Rolison	M. Cronin	9619	3:27
30	at No. 4 Ole Miss	L, 5-4	B. Feigl	E. Lee	P. Caracci	10648	3:17
31	at No. 4 Ole Miss	L, 11-10	J. McArthur	K. Murphy	P. Caracci	11146	3:26
APRIL							
3	ULM	W, 10-9 (10 innings)	E. Lee	K. Curtis	--	6682	4:14
4	ULM	W, 4-0	C. Bolden	R. Hebert	--	6963	2:36
6	No. 13 Auburn*	W, 2-1	B. Knight	C. Mize	M. Cronin	8609	2:44
7	No. 13 Auburn*	W, 13-2	K. Murphy	D. Daniel	--	9817	3:16
8	No. 13 Auburn*	W, 5-4	J. Reindl	C. Greenhill	--	7530	3:03
10	Grambling State	W, 7-6	J. Rutledge	R. Baduel	M. Cronin	8719	3:19
12	South Carolina*	L, 3-2	S. Bridges	B. Loseke	E. Demurias	8416	3:32
14	South Carolina* (DH)	W, 2-0	K. Murphy	A. Hill	M. Cronin	--	2:14
	South Carolina* (DH)	W, 3-0	I. Campbell	C. Morris	M. Cronin	9680	2:03
17	Missouri State	W, 11-7	K. Ramage	J. Fromson	--	7983	3:50
20	at Mississippi State*	L, 6-5	J. France	M. Cronin	--	7303	3:13
21	at Mississippi State*	L, 5-3	E. Small	K. Murphy	B. Smith	--	3:34
22	at Mississippi State*	L, 7-5	J. Billingsley	I. Campbell	Z. Neff	10147	2:50
24	No. 4 Texas Tech	W, 5-1	E. Lee	R. Sublette	B. Loseke	8455	3:11
25	No. 4 Texas Tech		CANCELLED				
27	Alabama*	W, 7-3	B. Knight	S. Finnerty	J. Reindl	10,835	3:02
28	Alabama*	W, 7-4	E. Lee	Guffey	B. Loseke	10846	3:37
29	Alabama*	W, 9-7	B. Loseke	Duarte	J. Reindl	9265	4:27
MAY							
4	at LSU*	W, 5-4	B. Loseke	N. Bush	J. Reindl	10776	3:25
5	at LSU*	L, 6-4	D. Fontenot	K. Murphy	T. Peterson	10984	3:30
6	at LSU*	L, 7-5	A. Labas	I. Campbell	M. Beck	10932	2:56
11	No. 20 Texas A&M*	W, 9-3	B. Knight	M. Kilkeny	--	9826	3:27
12	No. 20 Texas A&M*	W, 3-1	K. Murphy	J. Doxakis	B. Loseke	9989	3:33
13	No. 20 Texas A&M*	W, 6-3	I. Campbell	S. Kolek	--	8538	3:14
17	No. 13 Georgia*	W, 8-6	B. Knight	T. Locey	M. Cronin	2222	3:27
18	No. 13 Georgia*	L, 8-7 (10 innings)	A. Schunk	B. Loseke	--	2331	3:43
19	No. 13 Georgia*	L, 3-2	K. Smith	E. Lee	R. Webb	2337	2:34
23	vs. South Carolina	W, 13-8	K. Murphy	L. Chapman	--	6710	3:46
25	vs. Florida	W, 8-2	B. Knight	J. Kowar	M. Cronin	1384	3:16
26	vs. LSU	L, 2-1	Z. Hess	I. Campbell	N. Bush	10381	2:36


TV/Radio Roster




JARED GATES
Sr. • 6-0 • 190 • L/R
INF • Wichita, Kan.




BRYCE BONNIN
Fr. • 6-1 • 190 • R/R
RHP/INF • Mont Belvieu, Texas




HUNTER WILSON
R-Jr. • 5-10 • 170 • L/R
INF • Spiro, Okla.




JACK KENLEY
So. • 6-0 • 180 • L/R
INF • Germantown, Tenn.




ERIC COLE
Jr. • 5-11 • 195 • S/R
OF • Southlake, Texas




JAX BIGGERS
Jr. • 5-11 • 185 • L/R
INF • Missouri City, Texas




CASEY OPITZ
Fr. • 5-11 • 175 • S/R
C/INF • Centennial, Co.



JORDAN MCFARLAND
So. • 6-3 • 220 • R/R
INF/OF • Waterloo, Ill.




CASEY MARTIN
Fr. • 5-11 • 175 • R/R
INF • Lonoke, Ark.




BLAINE KNIGHT
Jr. • 6-3 • 165 • R/R
RHP • Bryant, Ark.




LUKE BONFIELD
Sr. • 6-3 • 215 • R/R
OF/DH • Skillman, N.J.




HESTON KJERSTAD
Fr. • 6-3 • 190 • L/R
OF • Amarillo, Texas




CARSON SHADDY
R-Sr. • 5-11 • 185 • R/R
INF • Fayetteville, Ark.




KACEY MURPHY
Jr. • 6-0 • 190 • L/L
LHP • Rogers, Ark.



DOMINIC FLETCHER
So. • 5-9 • 185 • L/L
OF • Cypress, Calif.



EVAN LEE
So. • 6-2 • 190 • R/L
LHP/OF • Bryant, Ark.



KOLE RAMAGE
Fr. • 6-1 • 185 • R/R
RHP • Southlake, Texas




CALEB BOLDEN
Fr. • 6-2 • 170 • R/R
RHP • Texarkana, Texas




MATT CRONIN
So. • 6-2 • 190 • L/L
LHP • Navarre, Fla.




GRANT KOCH
Jr. • 6-0 • 195 • R/R
C • Fayetteville, Ark.



JAKE REINDL
Jr. • 6-1 • 200 • R/R
RHP • Fayetteville, Ark.




JACOB KOSTYSHOCK
So. • 6-4 • 175 • R/R
RHP • O'Fallon, Mo.




BARRETT LOSEKE
Jr. • 6-0 • 180 • R/R
RHP • Tulsa, Okla.




ZACK PLUNKETT
R-Jr. • 6-2 • 205 • R/R
C • Hurst, Texas



ISAIAH CAMPBELL
R-So. • 6-4 • 235 • R/R
RHP • Olathe, Kan.



CODY SCROGGINS
R-So. • 6-0 • 185 • R/R
RHP • Bentonville, Ark.




ZEBULON VERMILLION
Fr. • 6-4 • 185 • L/R
RHP • Prairie Village, Kan.




DAVE VAN HORN
Head Coach
16th Season



WES JOHNSON
Assistant Coach
2nd Season




NATE THOMPSON
Assistant Coach
1st Season




CRAIG PARRY
Volunteer
1st Season



CLAY GOODWIN
Dir. of Operations
11th Season



JAKE ARLEDGE
Student Assistant
1st Season

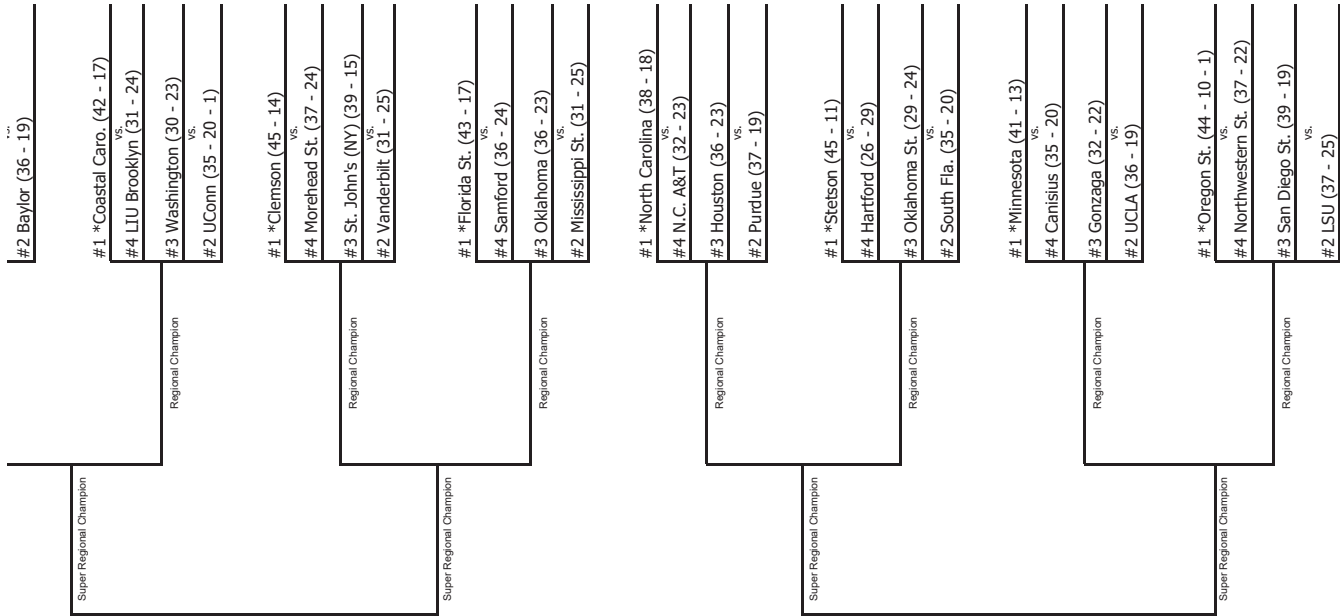


COLBY SUGGS
Volunteer
1st Season



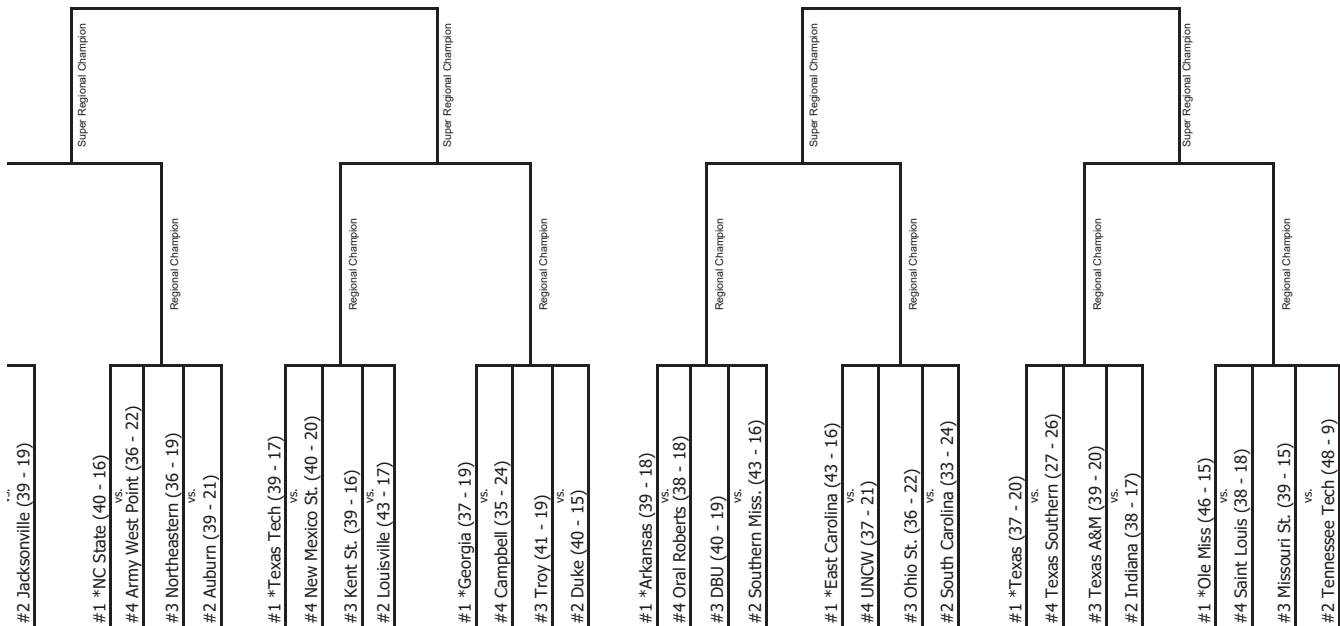
HARRISON HEFFLEY
Student Assistant
1st Season

Tournament Bracket



National Top 16 Seeds

1. Florida (42-17)
2. Stanford (44-10)
3. Oregon St. (44-10-1)
4. Ole Miss (46-15)
5. Arkansas (39-18)
6. North Carolina (38-18)
7. Florida St. (43-17)
8. Georgia (37-19)
9. Texas Tech (39-17)
10. Clemson (45-14)
11. Stetson (45-11)
12. East Carolina (43-16)
13. Texas (37-20)
14. Minnesota (41-13)
15. Coastal Caro. (42-17)
16. NC State (40-16)



© 2018 National Collegiate Athletic Association. No commercial use without the NCAA's written permission. The NCAA opposes all forms of sports wagering.

* Host Institution

Official