



ARKANSAS Baseball Game Notes

8 College World Series Appearances • 6 NCAA Super Regional Appearances
29 NCAA Tournament Appearances • 2 SEC Regular Season Titles • 4 SEC Western Division Titles

'18 SCHEDULE & RESULTS

FEBRUARY

16	BUCKNELL	W, 14-2
17	BUCKNELL	W, 32-4
18	BUCKNELL	W, 3-1
21	vs. Arizona (San Diego, Calif.)	W, 1-0
23	vs. Cal Poly (San Diego, Calif.)	L, 4-3
24	at San Diego State	W, 5-2
25	at San Diego	L, 7-6
28	DAYTON	W, 18-1

MARCH

1	DAYTON	W, 11-0
2	SOUTHERN CAL	W, 4-0
3	SOUTHERN CAL	L, 3-1
4	SOUTHERN CAL	W, 7-6 (8 innings)
9	KENT STATE (DH)	W, 7-2
	KENT STATE (DH)	L, 10-4
11	KENT STATE	W, 11-4
13	TEXAS	W, 13-4
14	TEXAS	W, 7-5
16	#4 KENTUCKY*	W, 9-4
17	#4 KENTUCKY* (DH)	W, 14-2
	#4 KENTUCKY* (DH)	W, 16-9
20	vs. Charlotte (BB&T Park)	Cancelled
21	at Charlotte	L, 6-3
23	at #2 Florida*	W, 6-3
24	at #2 Florida*	L, 17-2
25	at #2 Florida*	L, 5-4
27	vs. Memphis (AutoZone Park)	W, 8-7
29	at #4 Ole Miss*	W, 6-4
30	at #4 Ole Miss*	L, 5-4
31	at #4 Ole Miss*	L, 11-10

APRIL

3	ULM	W, 10-9 (10 innings)
4	ULM	W, 4-0
6	#13 AUBURN*	W, 2-1
7	#13 AUBURN*	W, 13-2
8	#13 AUBURN*	W, 5-4
10	GRAMBLING ST. (NLR, Ark.)	W, 7-6
12	SOUTH CAROLINA*	L, 3-2
14	SOUTH CAROLINA* (DH)	W, 2-0 (7 innings)
	SOUTH CAROLINA* (DH)	W, 3-0(7 innings)
17	MISSOURI STATE	W, 11-7
20	at Mississippi St.*	L, 6-5
21	at Mississippi St.*	L, 5-3
22	at Mississippi St.*	L, 7-5
24	#4 TEXAS TECH	W, 5-1
25	#4 TEXAS TECH	Cancelled
27	ALABAMA*	W, 7-3
28	ALABAMA*	W, 7-4
29	ALABAMA*	W, 9-7

MAY

4	at LSU*	7 p.m.
5	at LSU*	7 p.m.
6	at LSU*	2 p.m.
11	TEXAS A&M*	6 p.m.
12	TEXAS A&M*	1 p.m.
13	TEXAS A&M*	Noon
17	at Georgia*	6 p.m.
18	at Georgia*	6 p.m.
19	at Georgia*	1 p.m.
May 22-27	SEC Tournament (Hoover, Ala.)	TBA
June 1-4	NCAA Regionals	
June 8-11	NCAA Super Regionals	
June 16-28	College World Series (Omaha, Neb.)	

MAY 4-6 vs. LSU | BATON ROUGE, LA.



LSU TIGERS

Record	26-19 (10-11 SEC)
Ranking	NR
Last Season	52-20 (21-9 SEC)
Head Coach	Paul Mainieri
Career Record	1,376-694-8 (36th Season)
Record at LSU	512-202-3 (12th Season)

#4 ARKANSAS RAZORBACKS

Record	31-13 (13-8 SEC)
Ranking	4
Last Season	45-19 (18-11 SEC)
Head Coach	Dave Van Horn
Career Record	1,211-596 (30th season)
Record at Arkansas	626-356 (16th Season)

SERIES BY THE NUMBERS (2018 STATS)

LSU	OFFENSE	ARKANSAS	LSU	PITCHING/DEFENSE	ARKANSAS
.288	Batting Avg.	.310	4.56	ERA	3.42
.435	Slugging Pct.	.502	393.0	Innings Pitched	392.0
.376	On-Base Pct.	.407	2	Complete Games	0
87	Doubles	82	6	Saves	18
14	Triples	3	2.33	Strikeout/Walk Ratio	2.77
35	Home Runs	69	.247	Opponent's Avg.	.235
182	Walks	225	33	Errors	42
49-of-60	Stolen Bases/Att	28-of-37	28	Double Plays	41

All-time Series: LSU leads 70-31; Series in Baton Rouge: LSU leads 34-11
Series in Fayetteville: LSU leads 24-16; Series in Postseason: LSU leads 13-2

PROBABLE PITCHERS

FRI: ARK RHP Blaine Knight (7-0, 2.45 ERA, 63 SO, 15 BB) vs. LSU RHP Zack Hess (6-4, 3.92 ERA, 77 SO, 31 BB)
SAT: ARK LHP Kacey Murphy (5-3, 2.54 ERA, 53 SO, 8 BB) vs. LSU RHP Ma'Khail Hilliard (8-3, 2.89 ERA, 54 SO, 19 BB)
SUN: ARK TBA vs. LSU TBA



Arkansas is one of five schools in the nation with a .300+ team batting average and .900+ OPS, joining Tennessee Tech, New Mexico State, Texas Tech, and Kentucky. In the four games against the Wildcats and Red Raiders, the Hogs have gone a perfect 4-0 and outscored their opponents, 44-16.

All times Central; Home game in BOLD; * - SEC Game

PR HOGS

MLB (8)

Name	Years at Arkansas	Club
Brian Anderson	2012-14	Miami
Andrew Benintendi	2014-15	Boston
Logan Forsythe	2006-08	Los Angeles Dodgers
Craig Gentry	2005-06	Baltimore Orioles
Dallas Keuchel	2007-09	Houston
James McCann	2009-11	Detroit
Blake Parker	2004-06	Los Angeles Angels
Drew Smyly	2009-10	Chicago Cubs

AAA (6)

Name	Years at Arkansas	Club
Barrett Astin	2011-13	Louisville (CIN)
D.J. Baxendale	2010-12	Rochester (MIN)
Jalen Beeks	2013-14	Pawtucket (BOS)
Brett Eibner	2008-10	Round Rock (TEX)
Dominic Ficociello	2011-13	Toledo (DET)
Matt Reynolds	2010-12	Syracuse (WAS)
Ryne Stanek	2011-13	Durham (TB)

AA (3)

Name	Years at Arkansas	Club
Zack Cox	2009-10	Erie (DET)
Zach Jackson	2014-16	New Hampshire (TOR)
Bobby Wernes	2014-15	Hartford (COL)
Andy Wilkins	2008-10	Chattanooga (MIN)

A-Advanced (3)

Name	Years at Arkansas	Club
Trey Killian	2013-15	Lancaster (COL)
Jacob Morris	2011-13	Winston-Salem (CWS)
Trevor Stephan	2017	Tampa (NYY)
James Teague	2014-16	Frederick (BAL)

A (4)

Name	Years at Arkansas	Club
Michael Bernal	2014-16	Augusta (SF)
Cannon Chadwick	2015-17	Columbia (NYM)
Clark Eagan	2014-16	West Virginia (PIT)
Chad Spanberger	2015-17	Asheville (COL)

A-Short (0)

Name	Years at Arkansas	Club
------	-------------------	------

Rookie (3)

Name	Years at Arkansas	Club
Josh Alberius	2014-17	GCL Marlins (MIA)
Dominic Taccolini	2014-17	AZL Padres (SD)
Doug Willey	2016	Orem (LAA)



Arkansas Friday night starter Blaine Knight is currently the only starting pitcher in the SEC to have not registered a loss this year. At 7-0, Knight has the fourth-lowest ERA (2.45) in the league and is tracking to have one of the lowest ERA's by a Razorback starting pitcher in the last five years.

RAZORBACK PRIME NINE

>> Arkansas will look to break a five-game road losing streak when it travels to Baton Rouge to take on the LSU Tigers for a three-game set starting on Friday at Alex Box Stadium.

>> The Razorbacks are coming off their third conference series sweep of the season after dispatching Alabama. It's the first time since 2010 that the Hogs have swept three or more conference series in the same year.

>> Arkansas pitcher Blaine Knight became the 13th Razorback in school history to strike out 200 or more batters in a career when he struck out Cobie Vance of Alabama last week in the first inning.

>> Two wins over LSU this weekend would mark the first series win for the Razorbacks over the Tigers since 2011. It would also be the first series win in Baton Rouge since 2004.

>> Heston Kjerstad (.368, 9 HR) and Casey Martin (.336, 10 HR) are the only Division I freshmen with a .330 average or higher and nine or more home runs.

>> Kacey Murphy matched his career-high in strikeouts last week against Alabama, even while only working five innings. He also has the second-lowest strikeout-to-walk ratio (6.6) in the SEC.

>> The Razorbacks are currently the best hitting team in the SEC with a .310 combined batting average and also leads the SEC in hits (476), RBIs (307), and total bases (771). The 69 home runs is 13 ahead of last year's pace.

>> Junior pitcher Barrett Loseke was named the SEC and NCBWA National Pitcher of the Week after his flawless week with a combined 8.1 scoreless innings and 17 strikeouts, 10 coming against Texas Tech.

>> After hitting just .190 in his first 17 games of the season, sophomore Dominic Fletcher has had the hot bat, hitting .370 in SEC games (seventh-highest among SEC hitters), including .389 over his last 10

2018 SEC STANDINGS

	Conference				Overall			Last 10	Streak	
	W	L	Win%	GB	W	L	Win%			
EASTERN	Florida	16	5	.762	--	36	10	.783	6-4	W1
	Georgia	12	9	.571	4.0	30	14	.682	6-4	L1
	South Carolina	11	10	.524	5.0	26	18	.591	6-4	W1
	Vanderbilt	11	10	.524	5.0	25	19	.568	5-5	L2
	Kentucky	10	11	.476	6.0	29	15	.659	5-5	W1
	Missouri	9	12	.429	7.0	30	15	.667	6-4	W1
	Tennessee	8	13	.381	8.0	25	22	.532	4-6	L1
WESTERN	Arkansas	13	8	.619	--	32	13	.711	7-3	W4
	Ole Miss	12	9	.571	1.0	35	11	.761	6-4	W2
	Texas A&M	11	10	.524	2.0	33	12	.733	7-3	W2
	Auburn	10	11	.476	3.0	31	14	.689	7-3	L1
	LSU	10	11	.476	3.0	26	19	.578	4-6	L1
	Mississippi St.	9	12	.429	4.0	24	21	.533	6-4	L1
	Alabama	5	16	.238	8.0	23	23	.500	2-8	L3

MORE RAZORBACK NOTES

A GOOD MONTH GONE BY

April was a good month for the Razorbacks. The Hogs went 13-4 and hit a combined .306, while scoring 100 runs (5.9/game). Dominic Fletcher capped off his hot month with a go-ahead home run against Alabama last Sunday, his second of the month and sixth of the year, to help the Hogs finish another conference series sweep. Fletcher is currently hitting .370 in conference games, good for second on the team and hit an astounding .448 in April.

LOSEKE GARNERS NATIONAL PITCHER OF THE WEEK

After an 8.1 scoreless inning showing across three separate appearances out of the bullpen, junior Barrett Loseke was named the SEC and NCBWA National Pitcher of the week, the first for an Arkansas player since 2015. Over the previous week, Loseke gave up only two hits and walked four, while striking out 17 batters, corraling two saves and a win. 10 of his 17 strikeouts came against No. 4 Texas Tech, a feat he accomplished in just 4.2 perfect innings. This is the fifth time this year an Arkansas player has won a weekly award.

KNIGHT SURPASSES 200 STRIKEOUTS IN CAREER

With a strikeout of the first batter he faced against Alabama last week, junior pitcher Blaine Knight reached the 200 career strikeout plateau, becoming just the 13th Razorback to ever record 200 strikeouts or more in a career. With now 205 strikeouts over 46 appearances, Knight is just 11 away from cracking into the Arkansas all-time top 10.

Arkansas Career Strikeout Leaders

Place	Strikeouts	Player	Years
1.	345	Nick Schmidt	2005-07
2.	301	Matt Carnes	1995-97
3.	283	David Walling	1998-99
4.	261	Scott Tabor	1979-82
5.	229	Charley Boyce	2003-06
6.	225	Gerald Hannahs	1971-74
7.	223	Mike Oquist	1987-89
8.	219	Charlie Isaacson	1999-02
9.	217	DJ Baxendale	2010-12
10.	216	Rob Quarnstrom	1995-98
11.	205	Blaine Knight	2016-present

LOSEKE, PITCHING STAFF SHUT DOWN RED RAIDERS

With a 5-0 lead to work with, Arkansas' pitching staff shut down the hot Texas Tech offense Tuesday night in Baum Stadium. Junior Barrett Loseke was lights out in earning his first victory of the year after throwing 4.2 perfect innings and striking out a career-high 10 batters. It's the second time this year that Loseke has struck out eight or more and the 17 strikeouts as a staff is the most since fanning a school-record tying 18 against Grand Canyon last year.

SLAMMING THE DOOR

Sophomore Matt Cronin is closing in on the Arkansas single-season record for saves in 2018. After closing out the final two games of the South Carolina series, Cronin now has nine saves on the year, good for second most in the SEC and 14th-

best in the nation. With four more saves, he'll have tied current volunteer coach Colby Suggs, who is the current Razorback single-season saves record holder at 13. Cronin has earned saves in five of his last six appearances and became the first pitcher in the Dave Van Horn era to earn two saves in the same day in the South Carolina doubleheader.

SEC Saves Leaders

Rank	Player	Games	Saves
1.	M. Byrne (UF)	22	11
2.	M. Cronin (ARK)	16	9
	N. Hoffman (TAMU)	24	9
4.	P. Caracci (OM)	19	8
	C. Machamer (UK)	20	8

Arkansas Single-Season Saves Record

Rank	Player	Saves
1.	Colby Suggs (2013)	13
2.	Phillip Stidham (1989)	12
	Tim Deitz (1985)	12
4.	Barrett Astin (2012)	11
	Phillip Stidham (1990)	11
6.	Phillip Stidham (1991)	10
7.	Matt Cronin (2018)	9
	Zach Jackson (2015)	9
	Stephen Richards (2009)	9
	Devin Collis (2006)	9
	Jason Stephens (1996)	9

PITCHING SHOWS OUT TO FINISH OFF SOUTH CAROLINA

For the first time since 1984, Arkansas shutout a conference opponent twice in the same day when it earned a series win over South Carolina in its doubleheader last week, winning 2-0 and 3-0 with each going seven innings. Kacey Murphy and Isaiah Campbell combined for 11 shutout innings, while Matt Cronin closed out both games to up his season saves total to nine for the year. Murphy almost became the first Razorback to ever record a perfect game after he retired 18 batters in a row before giving up a lead-off single in the seventh. It was the first time in its all-time history between the two teams that Arkansas shutout South Carolina twice in the same series.

KNIGHT BACK ON GOLDEN SPIKES WATCH LIST

Last week, pitcher Blaine Knight was named one of the 40 players to the Golden Spikes Midseason Watch List. It's the second time in as many seasons Knight has been a part of the watch list. This year, Knight has been one of the more dominant pitchers in the SEC as he's racked up a perfect 6-0 record with a team-leading 1.95 ERA, good for fourth-best in the league.



Right-hander Barrett Loseke recently earned the NCBWA National Pitcher of the Week and SEC Pitcher of the Week honors after throwing a scoreless 8.1 innings against No. 4 Texas Tech and Alabama last week. He threw 4.2 perfect innings and struck out 10 against one of the best offenses in Texas Tech, then followed it up with a save and a win against Alabama to help the Hogs to their third conference sweep of the year.

MORE RAZORBACK NOTES

KJERSTAD WALKS OFF AUBURN FOR SECOND SEC SERIES SWEEP

Arkansas completed the sweep of No. 13 Auburn in walk-off fashion Sunday, getting a game-winning RBI single from Heston Kjerstad. Kjerstad had struck out three times earlier in the game and only had one hit prior for the whole weekend. It's the third walk-off win for the Razorbacks this year and second of the week. It was also the Hogs' sixth win this year by one run and 11th one-run game overall.

REINDL FINDS HIS GROOVE

Junior Jake Reindl earned the win after handcuffing Auburn for seven innings out of the bullpen and striking out a career-high nine batters. Reindl gave up an RBI single to the second batter he faced in the third inning and went on to retire the final 18 batters he faced in what was the longest outing by an Arkansas reliever this year. Reindl had a 5.62 ERA in nine appearances before that game, but lowered his ERA a full run to 4.30 after helping Arkansas to its second SEC series sweep of 2018. Since that Auburn game, Reindl has only allowed one run and struck out 16. His 3.15 ERA is third-lowest among Arkansas relievers with 10 or more appearances.

Jake Reindl (Last eight Appearances)

Date	Opp.	IP	H	ER	R	BB	K
3/27	Memphis	2.2	6	5	4	1	5
4/3	ULM	3.0	3	0	0	0	3
4/8	Auburn	7.0	1	1	1	2	9
4/17	Mo. St.	4.0	1	0	0	1	7
4/20	Miss. St.	0.1	1	0	0	0	0
4/21	Miss. St.	2.1	3	1	1	0	2
4/27	Alabama	3.0	3	0	0	0	4
4/29	Alabama	1.2	1	0	0	1	3

IT'S BLAINE KNIGHT AND EVERYONE ELSE

Junior Blaine Knight has clearly shown why he is the ace of the Arkansas pitching staff this year. Knight currently leads all Razorback hurlers with a 2.45 ERA over 11 starts, good for fourth lowest in the SEC. He had a sub-1.00 ERA through his first four starts and has struck out four or more batters in all 11 of his appearances. Against Florida, Knight outdueled Brady Singer, going 6.2 innings and holding the Gator offense to just three runs with 10 strikeouts. It was Knight's first 10-strikeout performance of the season and he was just the second pitcher to notch 10 K's on the defending national champions this year. In his seven conference starts, Knight has earned wins while pitching opposite preseason All-Americans Sean Hjelle, Brady Singer, Ryan Rolison, and Casey Mize.

THE SILENT ASSASSIN WITH THE SILENT J

Freshman Heston Kjerstad has shown no growing pains in his first season at the collegiate level. Kjerstad currently has the fourth-highest batting average in the SEC (.368) and is in the top 10 in all of the Triple Crown categories. Over his last 10 games, the Amarillo, Texas native has hit .359 (14-of-39) with one home run and seven RBIs. Earlier this year, he had a 14-game hitting streak snapped against Auburn, but came through with the game-winning single in the bottom of the ninth against the Tigers, one of only two hits he had in the series. The 14-game hitting streak is still the longest on the team.

With his .368 average, Kjerstad is well within striking distance of the Arkansas freshman record for batting average in a season set by Jeff King (.383) in 1984.

Razorback Hitting Streaks in 2018

Player	Longest	Current
Heston Kjerstad	14	4
Casey Martin	13	1
Eric Cole	12	1
Jordan McFarland	10	2
Carson Shaddy	8	1
Dominic Fletcher	7	1

THE BASH BROTHERS

Redshirt senior Carson Shaddy and freshman Heston Kjerstad are both leading the Hogs in the offensive categories down the stretch of conference play. Kjerstad currently leads the team with a .368 average, while Shaddy is right behind him at .356. Both are currently in the top-six in the SEC in hitting (Shaddy, 6th; Kjerstad, 4th) and are the only hitting duo in the SEC ranking in the top eight in batting average and on-base percentage.

SEC Hitting Leaders

Rank	Player	Average
1.	Jonathan India (UF)	.401
2.	Ryan Olenek (OM)	.398
3.	Michael Helman (TAMU)	.390

4.	Heston Kjerstad (ARK)	.368
5.	Kameron Misner (MIZZ)	.360
6.	Carson Shaddy (ARK)	.356

SEC On-Base Leaders

Rank	Player	Average
1.	Jonathan India (UF)	.546
2.	Kameron Misner (MIZZ)	.497
3.	Michael Helman (TAMU)	.477
4.	Austin Martin (VU)	.462
5.	Carson Shaddy (ARK)	.458
6.	Keegan McGovern (UGA)	.450
7.	Kole Cottam (UK)	.448
8.	Heston Kjerstad (ARK)	.443

TAPE MEASURE SHOT

In game two of the midweek series with ULM, Heston Kjerstad hit Arkansas' longest home run of the year when he deposited a second inning moonshot over the Baum Stadium scoreboard in right field. The homer was measured at 430 feet and had an exit speed of 113 mph. Kjerstad currently leads the team with eight home runs and is eighth in the league, best among freshmen.

NO PLACE LIKE HOME

The Razorbacks have been stellar at home so far this season, building up a 26-3 record in series wins over Bucknell, Dayton, USC, Kent State, Texas, No. 4 Kentucky, No. 13 Auburn, South Carolina, and most recently, Texas Tech and Alabama. As a team, Arkansas is hitting .336, while the pitching staff has garnered a 2.52 ERA in games played at Baum Stadium. The starting pitchers have picked up 14 of the 23 victories, while the staff as a whole is holding batters to a .271 average. At the plate, the Hogs have smashed 49 of its season's 69 homers at Baum Stadium and are slugging a combined .549.

CALL IN THE BAUM SQUAD

In 2017, Arkansas crushed an SEC-best 83 home runs. It was the most home runs by a Razorback team since 2010. The Hogs have picked up where they left off with 69 home runs after 45 games, 13 more than they had after 45 games last year. Eric Cole and Casey Martin lead all Hogs with 10 long balls on the year. Arkansas has had 12 different players hit at least one home run this year, which ties for the third-most in the nation.

116 of Arkansas' 329 runs in 2018 have come from the home run ball, making 35 percent of the team's total run production.

Most Home Runs Hit (NCAA)

Rank	Team	Home Runs
------	------	-----------



Junior pitcher Jake Reindl, who led the SEC last year in conference ERA (0.93) has yet to walk more than one batter and allow more than one run over his last 7.1 innings out of the bullpen.

MORE RAZORBACK NOTES

1.	Tennessee Tech	98
2.	Arkansas	69
3.	Florida	68
	Clemson	68
5.	Kentucky	67

DAINGEROUS WITH TWO OUTS

The Razorbacks have made a habit of the two-out rally this year. Over 45 games, the Hogs have hit .288 as a team with two outs and have driven in 120 of their runs with two away. Heston Kjerstad leads all Razorbacks with a .443 average (27-for-61) with two outs, while Casey Martin (.396) is not far behind.

RACK 'EM UP

The Razorback defense has turned 41 twin killings this year, good for tie for second in the SEC and tied for 22nd in the nation. The four double plays turned against Ole Miss was one less than the school record for double plays turned in a single game.

SEC - Most Double Plays (All Games)

Rank	Team	Double Plays
1.	Tennessee	42
2.	Arkansas	41
	Mississippi State	41
4.	Texas A&M	38
	Alabama	38

RAZORBACKS BLAST LONGHORNS AND WILDCATS

The Razorbacks blew past the competition this week, sweeping a midweek series against old Southwest Conference rival Texas and then sweeping No. 4 Kentucky to open Southeastern Conference play to up their winning streak to six games ... The sweep over the Wildcats is Arkansas' first over a Kentucky team since 2004... Arkansas brought the offensive firepower all week to hit .398 as a team, while scoring 59 runs over the five-game stretch, 39 in the series against Kentucky ... The 39 runs scored against the Wildcats ended up being the most runs scored by an Arkansas team in an SEC series since 1997 ... The Hogs also clubbed 15 homers over the five games, 13 against Kentucky.

BIGGERS AND MARTIN TAKE HOME WEEKLY AWARDS

Following the offensive explosion against Texas and Kentucky, junior Jax Biggers was named the SEC's Player of the Week, while freshman Casey Martin took the league's Freshman of the Week honors. Biggers had a breakout week, hitting .588 with two doubles, two home runs, and seven RBIs out of the leadoff spot in five games against Texas and No. 4 Kentucky. In the Kentucky series alone, Biggers totaled three multi-hit games, including one three-hit game and one four hit performance. Martin continued his stellar start to his freshman campaign, hitting .350 last week with three home runs and seven RBIs combined against Texas and Kentucky.

BONFIELD AND SHADY REACH 150 STARTS IN CAREERS - Luke Bonfield and Carson Shaddy both reached the 150-start plateau recently. For Bonfield, he made his milestone start at DH in game two against Florida (March 24), while Shaddy earned his at Memphis (March 27). They both are the first Razorbacks to reach that mark since Michael Bernal finished his career with 167 starts after the 2016 season. Danny Hamblin still holds the record for 245 starts in his career. Currently, Bonfield sits at 165 starts, while Shaddy is at 162 for his career.

DVH WINS 600 GAMES AS RAZORBACK HEAD COACH

By defeating San Diego State, 5-2,, head coach Dave Van Horn claimed his 600th win as the Razorback skipper. Van Horn is now one of only three head coaches in the SEC with 600 or more wins at their current school. Overall, Van Horn has 998 wins as a head coach at a four-year school, good for eighth most among all active coaches. Earlier this year against ULM, Van Horn won his 1,200th game as a head coach combined over his years in junior college, Division II, and Division I.

MURPHY AND KJERSTAD WILL HOGS PAST WILDCATS

Playing a neutral site game as part of a warmup to the Tony Gwynn Legacy Tournament, Arkansas was able to gut out a 1-0 victory over Pac-12 power Arizona. Junior pitcher Kacey Murphy showed no drop off from his strong 2017 postseason by throwing six scoreless innings and totaling six strikeouts on 73 pitches. At the plate, freshman Heston Kjerstad continued to show he belongs by hitting the solo home run that provided the victory.

KNIGHT MAKES THIRD-STRAIGHT OPENING WEEKEND START

For the third-straight season, Bryant, Arkansas native Blaine Knight was part of Arkansas' starting rotation for the first series of the year. Knight held Bucknell



With the win over San Diego State in the second week of the season, head coach Dave Van Horn became the third coach in the SEC to win his 600th game at his current school. Earlier this year, Van Horn also won his 1,200th game as a head coach combined over his years in junior college, Division II, and Division I.

hitless over five innings in a 14-2 victory. Combined in his three opening weekend starts, Knight has struck out 12 batters in 14 innings, while allowing just two runs and walking two batters. Knight currently has the third-best ERA in the SEC (0.78) and it's also good for top-40 in the nation.

HOGS PLATE 49 RUNS ON BUCKNELL

Arkansas cruised to a sweep over Bucknell on opening weekend. While the three wins were impressive enough, it was the amount of runs that was astounding. 49 Razorback runs crossed the plate combined over the three games including 32 in Saturday's game two. The 49 runs is the most in the first three games of a season since 1997. The sweep is the team's fifth-straight to open a season dating back to 2014, while the 32 runs in game two was just one less than the school record for runs scored in a single-game (1984).

WELCOME BACK GUYS!

Multiple Razorbacks who were injured for all of 2017 made their returns last week including: pitchers Isaiah Campbell (bone spurs), Keaton McKinney (elbow), Cody Scroggins (elbow), and infielder Hunter Wilson (leg). Campbell and McKinney were both part of the starting rotation, combining for six innings and nine strikeouts. Campbell was able to earn the game two win, while McKinney was making his first competitive appearance since the 2016 season.

SHADY GOES ALL OUT TO EARN SEC PLAYER OF THE WEEK

Carson Shaddy was the Razorbacks' most efficient hitter during the season's first weekend as he totaled an SEC-leading nine RBIs in 12 plate appearances. He was only 4-for-7 (.571) at the plate, but drew four walks to build up a .750 on-base percentage, which is third best in the league. On Opening Day, Shaddy started 2018 off with a bang, clubbing four RBIs as part of a 1-for-2 day with a home run. The four RBIs were the most for a Razorback on Opening Day since Blake Parker drove in four in 2005 against Dallas Baptist. He finished the weekend with a .571/.750/1.571 slash line.

EARLY RECOGNITION FOR BLAINE KNIGHT

Razorback junior right-hander Blaine Knight was named a Louisville Slugger Preseason Third Team All-American by Collegiate Baseball Magazine back in December. Knight was one of Arkansas' top arms in 2017, making 16 starts and compiling a 3.28 ERA in 90.2 innings pitched, the second-lowest ERA among Arkansas starting pitchers. His eight wins were good for tops on the team and were the most by an Arkansas pitcher since Chris Oliver had eight in 2014.

National Polls

Baseball America

Week 11 (April 30)

1. Florida	36-10
2. Stanford	33-6
3. Ole Miss	34-11
4. Arkansas	32-13
5. North Carolina	31-13
6. Oregon State	32-7
7. NC State	31-11
8. UCLA	29-10
9. Texas Tech	33-12
10. Clemson	34-11
11. Duke	33-11
12. Kentucky	29-15
13. Southern Miss	32-11
14. ECU	30-12
15. Coastal Carolina	31-14
16. Florida State	31-14
17. Vanderbilt	25-18
18. Indiana	31-10
19. Oklahoma State	27-14
20. Texas	30-17
21. Houston	28-16
22. Minnesota	28-12
23. USF	29-15
24. Georgia	30-14
25. Tennessee Tech	37-6

D1Baseball

Week 11 (April 30)

1. Florida	36-10
2. Stanford	33-6
3. Oregon State	32-7
4. Ole Miss	34-11
5. Arkansas	32-13
6. North Carolina	31-13
7. UCLA	29-10
8. NC State	31-11
9. Texas Tech	33-12
10. Clemson	34-11
11. Southern Miss	32-11
12. ECU	30-12
13. Duke	33-11
14. Kentucky	29-15
15. Indiana	31-10
16. Florida State	31-14
17. Oklahoma State	27-14-1
18. Coastal Carolina	31-14
19. UConn	25-13-1
20. Minnesota	28-12
21. Texas A&M	32-12
22. USF	29-15
23. Vanderbilt	25-18
24. Texas	30-17
25. Tennessee Tech	37-6

Perfect Game

Week 11 (April 30)

1. Florida	36-10
2. Stanford	33-6
3. Oregon State	32-7
4. Ole Miss	34-11
5. NC State	31-11
6. Clemson	34-11
7. Arkansas	32-13
8. Texas Tech	33-12
9. UCLA	29-10
10. Southern Miss	32-11
11. North Carolina	31-13
12. Indiana	31-10
13. Kentucky	29-15
14. Duke	33-11
15. ECU	30-12
16. Florida State	31-14
17. Texas A&M	32-12
18. Vanderbilt	25-18
19. Minnesota	28-12
20. Auburn	31-14
21. Oklahoma State	27-14-1
22. USF	29-15
23. Coastal Carolina	31-14
24. Jacksonville	30-14
25. Texas	30-17

USA Today/ESPN

Week 11 (April 30)

1. Florida (19)	36-10
2. Stanford (12)	33-6
3. Oregon State	32-7
4. Arkansas	32-13
5. Ole Miss	34-11
6. North Carolina	31-13
7. UCLA	29-10
8. Texas Tech	33-12
9. Clemson	34-11
10. NC State	31-11
11. Southern Miss	32-11
12. Duke	33-11
13. Kentucky	29-15
14. ECU	30-12
15. Florida State	31-14
16. Coastal Carolina	31-14
17. Indiana	31-10
18. Texas A&M	32-12
19. Oklahoma State	27-14-1
20. Georgia	30-14
21. Vanderbilt	25-18
22. Minnesota	28-12
23. UConn	25-13-1
24. Texas	30-17
25. Tennessee Tech	37-6

Collegiate Baseball

Week 11 (April 30)

1. Stanford	33-6
2. Florida	36-10
3. UCLA	29-10
4. North Carolina	31-13
5. Oregon St.	32-7
6. Arkansas	32-13
7. NC State	31-11
8. Clemson	34-11
9. Duke	33-11
10. Georgia	30-14
11. Ole Miss	34-11
12. Oklahoma St.	27-14-1
13. Michigan	25-13
14. South Carolina	26-18
15. Vanderbilt	25-18
16. Texas Tech	33-12
17. Southern Miss	32-11
18. Texas	30-17
19. Houston	28-16
20. St. John's	28-11
21. Tennessee Tech	37-6
22. Texas A&M	32-12
23. Minnesota	28-12
24. Coastal Carolina	31-14
25. ECU	30-12
26. Florida St.	31-14
27. Oklahoma	28-18
28. Auburn	31-14
29. Louisville	29-14
30. Stetson	34-11

NCBWA

Week 11 (April 30)

1. Stanford	33-6
2. Florida	36-10
3. Oregon St.	31-7
4. Arkansas	32-13
5. North Carolina	31-13
6. UCLA	29-10
7. Ole Miss	34-11
8. Clemson	34-11
9. Texas Tech	33-12
10. NC State	31-11
11. Kentucky	29-15
12. Southern Miss	32-11
13. Duke	33-11
14. ECU	30-12
15. Florida St.	31-14
16. Coastal Carolina	31-14
17. Indiana	31-10
18. Texas A&M	32-12
19. Oklahoma St.	27-14-1
20. Texas	30-17
21. Georgia	30-14
22. Minnesota	28-12
23. Tennessee Tech	37-6
24. Vanderbilt	25-18
25. UConn	25-13-1
26. USF	29-15
27. Auburn	31-14
28. FAU	30-12-1
29. Houston	28-16
30. Stetson	34-11

Arkansas Week-By-Week in the Polls

	BA	D1	PG	USA TODAY	CB	NCBWA
Preseason	4	4	6	6	3	6
Week 1	4	4	6	6	3	4
Week 2	6	5	9	6	15	9
Week 3	6	5	9	7	15	10
Week 4	7	5	9	10	18	NA
Week 5	4	4	3	4	7	4
Week 6	6	5	5	6	14	6
Week 7	9	5	8	8	14	8
Week 8	4	3	6	3	7	2
Week 9	4	3	5	3	6	3
Week 10	8	7	9	7	10	7
Week 11	4	5	7	4	6	4
Week 12	--	--	--	--	--	--
Week 13	--	--	--	--	--	--
Week 14	--	--	--	--	--	--
Week 15	--	--	--	--	--	--
Final	--	--	--	--	--	--

BA - Baseball America

ESPN - USA Today/ESPN

CB - Collegiate Baseball

NCBWA - National Collegiate Baseball Writers Association

PG - Perfect Game

D1 - D1Baseball.com

Head Coach Dave Van Horn



PERSONAL

Born: Sept. 17, 1960
 Hometown: Kansas City, Mo.
 Alma Mater: Arkansas (1988)
 Masters of Science: East Texas State Univ. (1992)
 Wife: Karen
 Children: Hollan, Mariel
 Named Head Coach at Arkansas: June 21, 2002

PLAYING HISTORY

1982-1984 Atlanta Braves Organization
 1982 MLB Draft: 10th Rd (Braves)
 1982 Arkansas
 1980-1981 McLennan (Texas) CC

COACHING HONORS

2004 SEC Coach of the Year
 2001 Baseball America National Coach of the Year
 2001 BIG 12 Coach of the Year
 2001 ABCA Midwest Region Coach of the Year
 2000 ABCA Midwest Region Coach of the Year
 1997 Southland Coach of the Year
 1995 Southland Coach of the Year
 1994 NCAA Division II Coach of the Year
 1994 ABCA Central Region Coach of the Year

HALL OF FAME

2013 Inducted into Winnetonka HS HOF
 2012 Inducted into Ban Johnson League HOF
 2001 Inducted into Central Missouri State HOF

After 15 years as head coach of the Razorback Baseball program, Dave Van Horn has continued to elevate Arkansas into one of the nation's premier teams year in and year out. Over his 15 seasons as head Hog, Van Horn has led Arkansas to four College World Series appearances, 14 NCAA Tournament berths, one Southeastern Conference overall title, three SEC Western Division championships and a total of 595 wins, averaging nearly 40 wins a season.

Ever since returning to his alma mater in 2003 to take over for retiring SEC legend Norm DeBriyn, Van Horn has continued to successfully field nationally competitive teams, while also grooming numerous All-Americans, all-conference and future Major League players.

Under his guidance, 20 Razorbacks have been named All-Americans, 26 as All-SEC players, and 90 have been picked in the MLB Draft. Those draft picks are the third-most among all active head coaches in the SEC.

Van Horn is the second-winningest coach in Arkansas history with 595 wins entering the 2018 season. With five more victories, he will become just the second active SEC head coach with 600 or more victories at their current school.

Including his years at Nebraska, Northwestern State and Central Missouri State, Van Horn has racked up 966 wins at four-year institutions, which is 18th-most among all active coaches. With 34 more victories, he will become one of 12 active coaches with 1,000 or more wins at four-year schools.

DVH AGAINST 2018 OPPONENTS				
	W/L	Home	Away	Neutral
Alabama	30-23	17-7	11-13	2-3
Arizona	1-2	--	--	1-2
Auburn	28-20	15-9	13-11	1-0
Bucknell	5-0	3-0	--	2-0
Florida	23-20	10-3	9-15	4-3
Georgia	20-13	12-6	8-6	0-1
Grambling State	6-0	6-0	--	--
Kent State	3-1	2-1	--	1-0
Kentucky	22-11	13-5	9-6	--
LSU	17-37	9-5	7-14	1-8
Memphis	8-1	2-0	4-0	2-1
Mississippi State	25-27	13-11	10-14	2-2
Missouri State	18-9	11-7	7-2	--
Ole Miss	22-34	9-15	9-15	4-4
San Diego State	8-1	4-0	4-1	--
South Carolina	22-19	10-8	9-8	3-3
Texas	4-3	2-0	1-2	1-1
Texas A&M	11-9	5-4	5-5	1-0
Texas Tech	3-0	1-0	--	2-0
ULM	6-1	6-1	--	--

VAN HORN'S CAREER NUMBERS

Year	School	Record	Pct.	Conf.	Place	Tourn.	NCAA
1989	Texarkana CC	39-18	.684	NA	NA	NA	--
1990	Texarkana CC	44-14	.759	NA	NA	NA	--
1991	Texarkana CC	45-12	.789	NA	NA	NA	--
1992	Texarkana CC	48-10	.827	NA	1st	NA	--
1993	Texarkana CC	38-18	.678	NA	NA	NA	--
<i>Totals</i>		<i>214-72</i>	<i>.748</i>	--	--	--	--
1994	Central Missouri State	51-11	.823	15-1	1st (Div.)	1st (4-1)	NCAA DII Champs
<i>Totals</i>		<i>51-11</i>	<i>.823</i>	<i>15-1</i>	--	<i>1 (4-1)</i>	--
1995	Northwestern State	37-15	.711	19-5	1st	DNP (0-2)	--
1996	Northwestern State	34-27	.557	14-16	2nd (Div.)	2nd (3-2)	--
1997	Northwestern State	35-23	.603	19-9	1st	DNP (0-2)	--
<i>Totals</i>		<i>106-65</i>	<i>.620</i>	<i>52-30</i>	--	<i>3 (3-6)</i>	--
1998	Nebraska	24-20	.545	10-13	7th	DNQ	DNQ
1999	Nebraska	42-18	.700	16-9	5th	1st (4-0)	NCAA (1-2)
2000	Nebraska	51-17	.750	21-9	2nd	1st (5-1)	NCAA (4-2)
2001	Nebraska	50-16	.758	20-8	1st	1st (4-0)	CWS (5-2)
2002	Nebraska	47-21	.691	16-11	2nd	2nd (3-1)	CWS (5-3)
<i>Totals</i>		<i>214-92</i>	<i>.699</i>	<i>67-39</i>	--	<i>4 (16-2)</i>	<i>4 (15-9)</i>
2003	Arkansas	35-22	.612	14-16	6th West	T-7th (0-2)	NCAA (1-2)
2004	Arkansas	45-24	.652	19-11	T-1st Overall	4th (2-2)	CWS (6-3)
2005	Arkansas	39-22	.636	13-17	T-5th West	T-7th (0-2)	NCAA (2-2)
2006	Arkansas	39-21	.650	18-12	2nd West	T-7th (0-2)	NCAA (1-2)
2007	Arkansas	43-21	.672	18-12	1st West	2nd (3-1)	NCAA (2-2)
2008	Arkansas	34-24	.586	14-15	4th West	DNQ	NCAA (0-2)
2009	Arkansas	41-24	.631	14-15	4th West	4th (2-2)	CWS (7-2)
2010	Arkansas	43-21	.672	18-12	2nd West	T-7th (0-2)	NCAA (3-3)
2011	Arkansas	40-22	.645	15-15	1st West	T-3rd (2-2)	NCAA (2-2)
2012	Arkansas	46-22	.676	16-14	T-2nd West	T-9th (0-2)	CWS (7-3)
2013	Arkansas	39-22	.639	18-11	2nd West	T-3rd (2-1)	NCAA (2-2)
2014	Arkansas	40-25	.615	16-14	4th West	T-3rd (3-2)	NCAA (2-2)
2015	Arkansas	40-25	.615	17-12	3rd West	T-5th (2-2)	CWS (5-3)
2016	Arkansas	26-29	.473	7-23	7th West	DNQ	DNQ
2017	Arkansas	45-19	.703	18-11	2nd West	2nd (3-2)	NCAA (3-2)
2018	Arkansas	32-13	.711	13-8	--	--	--
<i>Totals</i>		<i>627-356</i>	<i>.638</i>	<i>248-218</i>	--	<i>13 (19-24)</i>	<i>14 (43-32)</i>
<i>Career Totals</i>		<i>1212-596</i>	<i>.670</i>	<i>382-288</i>	--	<i>42-33 (.560)</i>	<i>58-41 (.586)</i>

Numerical Roster

No.	Player	Pos.	B/T	Yr.	Ht.	Wt.	Hometown/Previous School
3	Jared Gates	INF	L/R	Sr	6-0	190	Wichita, Kan./Iowa Western CC/Wichita Northwest HS
4	Bryce Bonnin	RHP/INF	R/R	Fr	6-1	190	Mont Belvieu, Texas/Barbers Hill HS
5	Jacob Nesbit	INF	R/R	Fr	6-0	175	Coppell, Texas/Coppell HS
6	Hunter Wilson	INF	L/R	R-Jr	5-10	170	Spiro, Okla./Eastern OK St. JC/Stephen F. Austin/Spiro HS
7	Jack Kenley	INF	L/R	So	6-0	180	Germantown, Tenn./Houston HS
8	Eric Cole	OF	S/R	Jr	5-11	195	Southlake, Texas/Southlake Carroll HS
9	Jax Biggers	INF	L/R	Jr	5-11	185	Missouri City, Texas/Cisco JC/Ridge Point HS
10	Easton Murrell	INF	S/R	Fr	6-0	190	Prosper, Texas/Prosper HS
11	Keaton McKinney	RHP	R/R	R-Jr	6-5	225	Ankeny, Iowa/Centennial HS
12	Casey Opitz	C/INF	S/R	Fr	5-11	175	Centennial, Co./Heritage HS
13	Jordan McFarland	INF/OF	R/R	So	6-3	220	Waterloo, Ill./Waterloo HS
14	Cole Turney	OF	L/L	Fr	6-0	225	Richmond, Texas/Fort Bend Travis HS
15	Casey Martin	INF	R/R	Fr	5-11	175	Lonoke, Ark./Lonoke HS
16	Blaine Knight	RHP	R/R	Jr	6-3	165	Bryant, Ark./Bryant HS
17	Luke Bonfield	OF	R/R	Sr	6-3	215	Skillman, N.J./IMG Academy
18	Heston Kjerstad	OF	L/R	Fr	6-3	190	Amarillo, Texas/Randall HS
19	Brady Disher	C/INF	L/R	Fr	6-1	190	Trophy Club, Texas/Byron Nelson HS
20	Carson Shaddy	INF	R/R	R-Sr	5-11	185	Fayetteville, Ark./Fayetteville HS
21	Kacey Murphy	LHP	L/L	Jr	6-0	190	Rogers, Ark./Rogers Heritage HS
22	Ben McClain	OF	L/L	Fr	5-10	185	Lee's Summit, Mo./Lee's Summit West HS
24	Dominic Fletcher	OF	L/L	So	5-9	185	Cypress, Calif./Cypress HS
26	Ryan Drake	INF	R/R	Fr	6-4	190	Grapevine, Texas/Grapevine HS
27	Evan Lee	LHP/OF	R/L	So	6-2	190	Bryant, Ark./Bryant HS
28	Kole Ramage	RHP	R/R	Fr	6-1	185	Southlake, Texas/Southlake Carroll HS
29	Angus Denton	RHP	R/R	So	5-11	160	Beebe, Ark./Beebe HS
31	Caleb Bolden	RHP	R/R	Fr	6-2	170	Texarkana, Texas/Pleasant Grove HS
32	Matt Cronin	LHP	L/L	So	6-2	190	Navarre, Fla./Navarre HS
33	Grant Koch	C	R/R	Jr	6-0	195	Fayetteville, Ark./Fayetteville HS
34	Jake Reindl	RHP	R/R	Jr	6-1	200	Fayetteville, Ark./Shiloh Christian HS
35	Jacob Kostyshock	RHP	R/R	So	6-4	175	O'Fallon, Mo./Francis Howell HS
37	Weston Rogers	LHP	L/L	Jr	6-4	215	Springdale, Ark./Har-Ber HS
44	Derek Ripp	INF	L/R	Fr	6-6	230	Olathe, Kan./St. James Academy HS
45	Kevin Kopps	RHP	R/R	R-So	6-0	195	Sugar Land, Texas/George Ranch HS
46	Barrett Loseke	RHP	R/R	Jr	6-0	180	Tulsa, Okla./Jenks HS
47	Hunter Milligan	LHP	L/L	Fr	6-4	205	Greenbrier, Ark./Greenbrier HS
48	Zack Plunkett	C	R/R	R-Jr	6-2	205	Hurst, Texas/TCU/L.D. Bell HS
55	Isaiah Campbell	RHP	R/R	R-So	6-4	235	Olathe, Kan./Olathe South HS
57	Cody Scroggins	RHP	R/R	R-So	6-0	185	Bentonville, Ark./Bentonville HS
88	Zebulon Vermillion	RHP	L/R	Fr	6-4	185	Prairie Village, Kan./Shawnee Mission East HS
99	Jackson Rutledge	RHP	R/R	Fr	6-8	260	St. Louis, Mo./Rockwood Summit HS

Coaches and Support Staff

Head Coach:	2 Dave Van Horn, 16th Season (Arkansas, 1988)
Assistant Coach:	40 Wes Johnson, 2nd Season (Arkansas-Monticello, 1994)
Assistant Coach:	30 Nate Thompson, 1st Season (Dallas-Baptist, 2006)
Volunteer Assistant Coach:	25 Craig Parry, 1st Season (South Dakota State, 2008)
Student Asst. Coach:	26 Jake Arledge, 1st Season
Director of Operations:	Clay Goodwin, 11th Season (Arkansas, 2005)
Athletic Trainer:	Corey Wood (East Carolina, 2008)
Strength & Conditioning	Blaine Kinsley (Lenoir-Rhyne, 2010)
Managers:	Sean O'Neil, Cale Petrie, Hayden Sutton, Chandler Tolbert

Pronunciation Guide

Bryce Bonnin	BON-in
Jacob Nesbit	NEZ-bit
Easton Murrell	Muh-RELL
Heston Kjerstad	KERR-stad
Carson Shaddy	SHAD-eee
Kole Ramage	RAM-midge
Grant Koch	COOK
Jake Reindl	RINE-dull
Jacob Kostyshock	Cost-EE-shock
Barrett Loseke	LOW-ski

2018 Overall Statistics



2018 Arkansas Baseball Overall Statistics for Arkansas (as of Apr 29, 2018) (All games Sorted by Batting avg)



Record: 32-13 Home: 27-3 Away: 4-9 Neutral: 1-1 SEC: 13-8

Player	avg	gp-gs	ab	r	h	2b	3b	hr	rbi	tb	slg%	bb	hp	so	gdp	ob%	sf	sh	sb-att	po	a	e	fld%	
18 Heston Kjerstad	.368	45-45	171	42	63	12	0	9	39	102	.596	16	11	35	2	.443	5	0	2-2	67	2	4	.945	
20 Carson Shaddy	.356	37-34	118	30	42	7	1	9	29	78	.661	16	8	34	3	.458	2	2	3-5	50	89	6	.959	
15 Casey Martin	.336	43-38	149	31	50	7	0	10	37	87	.584	22	3	37	1	.429	1	3	4-5	31	49	6	.930	
8 Eric Cole	.330	45-45	185	44	61	9	1	10	35	102	.551	26	2	34	3	.416	1	1	4-6	73	3	0	1.000	
24 Dominic Fletcher	.305	45-43	167	28	51	12	0	6	29	81	.485	14	2	32	1	.356	5	0	1-2	97	2	4	.961	
17 Luke Bonfield	.301	41-38	133	22	40	8	1	6	27	68	.511	27	5	31	2	.434	1	0	0-0	4	0	0	1.000	
9 Jax Biggers	.285	43-42	151	28	43	9	0	3	19	61	.404	31	2	23	2	.402	5	3	7-7	59	80	7	.952	
33 Grant Koch	.275	42-39	131	25	36	4	0	6	28	58	.443	27	2	28	2	.396	4	0	3-4	321	26	1	.997	

28 Kole Ramage	1.000	1-0	1	0	1	0	0	0	1	1	1.000	0	0	0	0	1.000	0	0	0-0	3	5	0	1.000	
27 Evan Lee	.333	15-12	42	10	14	2	0	3	13	25	.595	7	0	9	0	.412	2	2	0-0	20	5	2	.926	
13 Jordan McFarland	.315	38-27	111	33	35	3	0	3	15	47	.423	13	2	20	3	.397	0	0	0-2	189	15	1	.995	
7 Jack Kenley	.276	30-8	29	8	8	1	0	0	7	9	.310	7	2	8	0	.425	2	1	0-0	6	22	1	.966	
6 Hunter Wilson	.265	20-9	34	6	9	1	0	0	6	10	.294	3	1	6	1	.342	0	1	2-2	24	20	2	.957	
12 Casey Opitz	.250	14-6	24	6	6	2	0	0	4	8	.333	3	1	6	0	.345	1	1	0-0	70	18	2	.978	
48 Zack Plunkett	.222	7-0	9	1	2	0	0	1	2	5	.556	1	0	1	0	.300	0	0	0-0	11	0	0	1.000	
3 Jared Gates	.215	24-19	65	10	14	5	0	3	15	28	.431	7	2	12	1	.307	1	1	1-1	126	11	1	.993	
10 Easton Murrell	.125	7-0	8	4	1	0	0	0	1	1	.125	3	2	2	1	.462	0	0	0-0	3	5	1	.889	
14 Cole Turney	.000	4-0	7	1	0	0	0	0	0	0	.000	2	0	6	0	.222	0	0	1-1	0	0	0	.000	
Totals	.310	45	1535	329	476	82	3	69	307	771	.502	225	45	324	22	.407	30	15	28-37	1176	395	42	.974	
Opponents	.235	45	1448	193	340	51	2	33	168	494	.341	151	21	418	36	.314	11	20	20-31	1124	360	47	.969	

LOB - Team (401), Opp (282). DPs turned - Team (41), Opp (26). CI - Team (0), Opp (4). IBB - Team (4), H. Kjerstad 2, L. Bonfield 1, C. Shaddy 1. Picked off - H. Kjerstad 1, J. McFarland 1, J. Biggers 1.

(All games Sorted by Earned run avg)

Player	era	w-l	app	gs	cg	sho	sv	ip	h	r	er	bb	so	2b	3b	hr	b/avg	wp	hp	bk	sfa	sha
16 Blaine Knight	2.45	7-0	11	11	0	0/1	0	62.1	53	19	17	15	63	6	0	8	.229	1	2	2	1	3
21 Kacey Murphy	2.54	5-3	10	9	0	0/2	0	56.2	47	21	16	8	53	6	1	11	.225	4	2	0	2	1

37 Weston Rogers	0.00	0-0	1	0	0	0/0	0	0.0	0	0	0	1	0	0	0	0	.000	0	0	0	0	0
32 Matt Cronin	2.76	2-1	16	0	0	0/3	9	32.2	14	10	10	8	37	4	0	2	.131	4	1	0	2	1
28 Kole Ramage	3.13	1-1	15	1	0	0/1	0	23.0	20	22	8	10	34	2	0	1	.233	8	2	0	2	4
34 Jake Reindl	3.15	2-1	15	1	0	0/0	4	34.1	34	16	12	10	44	5	0	1	.252	5	2	0	0	1
99 Jackson Rutledge	3.45	3-0	12	2	0	0/1	1	15.2	13	10	6	11	14	1	0	2	.210	5	0	0	1	1
57 Cody Scroggins	3.68	0-0	9	0	0	0/2	0	7.1	2	4	3	7	10	0	0	0	.091	1	2	0	0	2
31 Caleb Bolden	3.77	3-0	9	4	0	0/1	0	28.2	30	12	12	13	25	2	0	1	.286	5	2	0	0	2
46 Barrett Loseke	3.86	1-1	14	2	0	0/0	2	28.0	18	12	12	16	42	4	0	2	.188	1	1	2	1	0
4 Bryce Bonnin	3.94	1-0	7	1	0	0/1	0	16.0	14	9	7	8	15	1	0	1	.250	3	1	0	1	1
55 Isaiah Campbell	4.17	3-4	10	10	0	0/1	0	41.0	40	26	19	23	40	12	1	3	.256	5	2	0	1	2
47 Hunter Milligan	4.50	0-0	3	2	0	0/1	0	4.0	2	2	2	3	4	0	0	0	.154	1	1	1	0	1
11 Keaton McKinney	4.50	0-0	1	1	0	0/0	0	2.0	1	1	1	2	2	0	0	0	.167	0	0	0	0	0
27 Evan Lee	4.76	4-2	11	1	0	0/0	0	17.0	21	11	9	8	14	4	0	0	.309	1	1	0	0	1
88 Zebulon Vermillion	4.82	0-0	7	0	0	0/0	1	9.1	12	6	5	0	11	1	0	0	.308	2	1	0	0	0
35 Jacob Kostyshock	6.43	0-0	9	0	0	0/0	1	14.0	19	12	10	8	10	3	0	1	.333	2	1	0	0	0
Totals	3.42	32-13	45	45	0	6/6	18	392.0	340	193	149	151	418	51	2	33	.235	48	21	5	11	20
Opponents	7.28	13-32	45	45	0	0/0	8	374.2	476	329	303	225	324	82	3	69	.310	45	45	5	30	15

PB - Team (10), G. Koch 6, C. Opitz 4, Opp (7). Pickoffs - Team (5), C. Opitz 2, C. Bolden 1, E. Lee 1, K. Murphy 1, Opp (3). SBA/ATT - G. Koch (14-19), C. Opitz (6-12), I. Campbell (4-8), J. Reindl (5-6), J. Rutledge (2-3), C. Bolden (2-3), B. Loseke (1-2), M. Cronin (1-2), B. Knight (1-2), H. Milligan (1-1), K. Ramage (0-1), B. Bonnin (1-1), K. Murphy (1-1), E. Lee (1-1).

2018 Conference Statistics



2018 Arkansas Baseball Conference statistics for Arkansas (as of Apr 29, 2018) (SEC games only Sorted by Batting avg)



Record: 13-8 Home: 11-1 Away: 2-7 SEC: 13-8

Player	avg	gp-gs	ab	r	h	2b	3b	hr	rbi	tb	slg%	bb	hp	so	gdp	ob%	sf	sh	sb-att	po	a	e	fld%	
20 Carson Shaddy	.418	17-17	55	13	23	5	0	5	14	43	.782	8	3	16	0	.500	2	1	2-3	25	39	3	.955	
24 Dominic Fletcher	.370	21-21	81	14	30	7	0	4	12	49	.605	4	0	14	1	.391	2	0	0-1	58	0	3	.951	
18 Heston Kjerstad	.353	21-21	85	21	30	7	0	3	14	46	.541	6	2	20	0	.396	3	0	1-1	37	0	2	.949	
8 Eric Cole	.344	21-21	93	18	32	4	0	6	20	54	.581	8	0	18	1	.392	1	1	0-1	34	2	0	1.000	
15 Casey Martin	.313	21-20	80	10	25	2	0	3	10	36	.450	11	0	21	1	.396	0	1	1-1	17	29	3	.939	
13 Jordan McFarland	.305	20-17	59	14	18	1	0	1	4	22	.373	10	1	12	0	.414	0	0	0-1	108	10	1	.992	
9 Jax Biggers	.280	21-21	75	11	21	4	0	2	12	31	.413	14	1	12	1	.387	3	3	1-1	26	35	2	.968	
33 Grant Koch	.261	21-20	69	14	18	2	0	4	17	32	.464	12	1	12	1	.365	3	0	1-2	169	13	0	1.000	
17 Luke Bonfield	.254	20-18	67	11	17	3	0	4	13	32	.478	12	2	18	2	.383	0	0	0-0	0	0	0	.000	

48 Zack Plunkett	.500	3-0	2	1	1	0	0	1	1	4	2.000	0	0	0	0	.500	0	0	0-0	1	0	0	1.000	
7 Jack Kenley	.333	13-3	15	1	5	0	0	0	3	5	.333	0	0	2	0	.313	1	0	0-0	2	6	0	1.000	
27 Evan Lee	.308	5-3	13	3	4	1	0	2	4	11	.846	1	0	5	0	.333	1	1	0-0	0	2	0	1.000	
3 Jared Gates	.294	6-4	17	2	5	1	0	1	4	9	.529	0	0	3	0	.278	1	0	0-0	27	2	0	1.000	
6 Hunter Wilson	.286	6-2	7	1	2	0	0	0	0	2	.286	0	0	1	0	.286	0	0	2-2	5	6	1	.917	
12 Casey Opitz	.250	4-1	4	0	1	0	0	0	1	1	.250	1	0	1	0	.400	0	0	0-0	12	7	1	.950	
Totals	.321	21	722	134	232	37	0	36	129	377	.522	87	10	155	7	.394	17	7	8-13	534	172	17	.976	
Opponents	.250	21	671	102	168	24	1	24	90	266	.396	71	6	190	14	.325	7	7	7-12	524	160	20	.972	

LOB - Team (187), Opp (126). DPs turned - Team (15), Opp (9). CI - Team (0), Opp (2). Picked off - J. McFarland 1.

(SEC games only Sorted by Earned run avg)

Player	era	w-l	app	gs	cg	sho	sv	ip	h	r	er	bb	so	2b	3b	hr	b/avg	wp	hp	bk	sfa	sha
21 Kacey Murphy	3.10	3-3	7	6	0	0/1	0	40.2	36	18	14	5	42	4	1	9	.232	4	1	0	2	1
16 Blaine Knight	3.43	4-0	7	7	0	0/0	0	39.1	38	17	15	11	42	4	0	7	.252	0	1	0	1	2
55 Isaiah Campbell	5.87	2-2	6	6	0	0/1	0	23.0	24	17	15	15	21	6	0	3	.279	3	1	0	1	2

34 Jake Reindl	1.12	2-0	6	0	0	0/0	2	16.0	11	2	2	6	20	0	0	0	.196	1	0	0	0	0
32 Matt Cronin	3.79	0-1	9	0	0	0/2	6	19.0	10	8	8	5	22	2	0	2	.152	2	0	0	0	1
28 Kole Ramage	4.05	0-0	5	1	0	0/0	0	6.2	4	7	3	3	11	2	0	0	.154	4	1	0	1	0
46 Barrett Loseke	4.15	1-1	5	0	0	0/0	1	8.2	7	4	4	9	11	0	0	1	.241	0	0	0	1	0
27 Evan Lee	5.14	1-1	5	1	0	0/0	0	7.0	12	6	4	1	6	2	0	0	.387	0	0	0	0	0
4 Bryce Bonnin	5.40	0-0	1	0	0	0/0	0	3.1	5	2	2	2	1	1	0	1	.417	2	0	0	0	0
88 Zebulon Vermillion	7.36	0-0	3	0	0	0/0	0	3.2	6	3	3	0	6	1	0	0	.375	1	0	0	0	0
57 Cody Scroggins	7.71	0-0	3	0	0	0/0	0	2.1	1	2	2	2	3	0	0	0	.143	0	1	0	0	1
31 Caleb Bolden	12.00	0-0	2	0	0	0/0	0	3.0	4	4	4	4	2	0	0	1	.364	2	0	0	0	0
35 Jacob Kostyshock	13.50	0-0	3	0	0	0/0	0	4.2	8	9	7	5	3	2	0	0	.381	1	1	0	0	0
99 Jackson Rutledge	27.00	0-0	3	0	0	0/0	0	0.2	2	3	2	3	0	0	0	0	.500	3	0	0	1	0
Totals	4.30	13-8	21	21	0	2/2	9	178.0	168	102	85	71	190	24	1	24	.250	23	6	0	7	7
Opponents	6.49	8-13	21	21	0	0/0	5	174.2	232	134	126	87	155	37	0	36	.321	18	10	1	17	7

PB - Team (2), C. Opitz 1, G. Koch 1, Opp (3). Pickoffs - Team (3), K. Murphy 1, E. Lee 1, C. Opitz 1, Opp (1). SBA/ATT - G. Koch (7-10), I. Campbell (2-5), B. Loseke (1-2), C. Opitz (0-2), B. Knight (1-1), M. Cronin (1-1), J. Reindl (0-1), E. Lee (1-1), K. Murphy (1-1).

2018 Overall Statistics



2018 Arkansas Baseball Games Summary for Arkansas (as of Apr 29, 2018) (All games)



Score by innings	1	2	3	4	5	6	7	8	9	EX	Total
Arkansas	40	56	33	38	41	38	40	33	8	2	329
Opponents	20	22	31	13	33	20	17	27	9	1	193

Record when ...

Overall	32-13	After 6 leading	27-1
Conference	13-8 trailing	2-9
Non-Conference	19-5 tied	3-3
Home games	27-3	After 7 leading	27-1
Away games	4-9 trailing	1-11
Neutral site	1-1 tied	2-1
Day games	19-9	After 8 leading	26-0
Night games	13-4 trailing	0-12
vs Left starter	6-5 tied	3-1
vs Right starter	26-8		
1-Run games	7-7	Hit 0 home runs	5-5
2-Run games	5-3	... 1 home run	14-4
5+Run games	11-2	... 2+ home runs	13-4
Extra innings	1-0		
Shutouts	6-0	Opponent 0 home runs	18-5
	 1 home run	8-6
	 2+ HRs	6-2
Scoring 0-2 runs	3-3		
..... 3-5 runs	7-8		
..... 6-9 runs	11-1	Made 0 errors	19-2
..... 10+ runs	11-1 1 error	7-4
	 2+ errors	6-7
Opponent 0-2 runs	15-0		
..... 3-5 runs	10-6	Opp. made 0 errors	10-7
..... 6-9 runs	7-4 1 error	11-2
..... 10+ runs	0-3 2+ errors	11-4
Scored in 1st inning	14-2	Out-hit opponent	28-8
Opp. scored in 1st	9-3	Out-hit by opponent	3-5
Scores first	19-5	Hits are tied	1-0
Opp. scores first	13-8		

Record when team scores:

Runs	0	1	2	3	4	5	6	7	8	9	10+
W-L	0-0	1-1	2-2	2-3	2-3	3-2	2-1	6-0	1-0	2-0	11-1

Record when opponent scores:

Runs	0	1	2	3	4	5	6	7	8	9	10+
W-L	6-0	4-0	5-0	2-2	7-1	1-3	2-2	3-2	0-0	2-0	0-3

Record when leading after:

Inn.	1	2	3	4	5	6	7	8
W-L	12-1	18-5	19-6	20-5	24-3	27-1	27-1	26-0

Record when trailing after:

Inn.	1	2	3	4	5	6	7	8
W-L	6-3	6-5	7-6	5-4	6-7	2-9	1-11	0-12

Record when tied after:

Inn.	1	2	3	4	5	6	7	8
W-L	14-9	8-3	6-1	7-4	2-3	3-3	2-1	3-1

Current winning streak: 4
 Longest winning streak: 6
 Longest losing streak: 3

Home attendance : 226940 (27 dates avg = 8405)
 Away attendance : 69995 (14 dates avg = 4999)
 Total attendance: 296935 (41 dates avg = 7242)

#16 BLAINE

KNIGHT

RHP • 6-3 • 170 • JUNIOR
BRYANT, ARKANSAS
BRYANT HS



CAREER HIGHS

Category	High	Opponent (Last)	Date
Innings	8.0	Alabama	3/31/17
Longest Start	8.0	Alabama	3/31/17
Shortest Start	2.0	2x (at Ok. St.)	3/29/16
Longest Relief	4.1	W. Illinois	3/12/16
Hits	8	at Auburn	4/21/17
Runs	8	at Auburn	4/21/17
Earned Runs	8	at Auburn	4/21/17
Walks	4	2x (at No. 2 Florida)	3/23/18
Strikeouts	11	Mississippi St.	3/17/17

CAREER VS. 2017 OPPONENTS

Team	ERA	W-L	G-GS	IP	H	R	ER	BB-K
Arizona	1.50	0-1	1-1	6.0	5	2	1	0-10
Florida	0.00	--	1-0	1.0	2	1	0	1-1
Ole Miss	4.05	0-1	2-1	11.1	10	5	5	3-16
ULM	0.00	--	1-0	3.0	1	0	0	1-3
Auburn	34.29	0-1	1-1	2.1	8	8	8	4-1
Grambling St.	0.00	--	1-0	2.0	3	0	0	0-0
Missouri St.	6.00	--	2-1	6.0	4	4	4	3-8
Mississippi St.	1.57	2-0	3-3	17.2	13	5	3	2-21
Alabama	2.21	1-0	2-2	12.2	7	3	3	1-11
LSU	0.00	1-0	2-1	9.2	9	5	0	5-14
Texas A&M	1.11	1-1	3-1	8.1	6	2	1	0-3
Georgia	1.50	1-0	1-1	6.0	5	1	1	1-5

2017 HIGHLIGHTS

- Made 17 appearances on the mound, 16 being starts
- Named Opening Day starter against Miami (Ohio)
- Named to Golden Spikes Mid-season Watch List
- Generated a 3.28 ERA in 90.2 innings pitched, the second-lowest ERA among Razorback starting pitchers
- Compiled an 8-4 record, the most wins of any Arkansas pitcher and the most since Chris Oliver had eight in 2014
- Made his one relief appearance in the final game of the NCAA Fayetteville Regional against Missouri State, facing three batters in the eighth inning and allowing one walk
- Struck out 96 batters and walked only 20 for a 4.8 strikeout-to-walk ratio
- Strikeouts ranked second on the team and 10th in the SEC
- Set career-highs in wins (8), starts (16), innings pitched (90.2), and strikeouts (96)
- Was best among Arkansas starters in SEC play with a 6-3 record and a 3.38 ERA in 10 starts
- ERA was in top-15 among conference pitchers
- Had only one quality start in first four outings before racking up five-straight quality starts, all against SEC opponents (Mississippi State, Missouri, Alabama, LSU, Georgia)
- Had a total of eight quality starts on the year, his best coming at Alabama (March 31), where he threw eight strong innings and allowed just one earned run on three hits with seven strikeouts
- Recorded 10 or more strikeouts vs. No. 5 Arizona (March 3), Mississippi State (March 17), and Ole Miss (April 27)
- The 20 walks for the year were the 13th-lowest in the league
- Opened season a stretch of seven-straight games with one walk or less allowed
- During same span, he struck out 48 batters and had allowed only 10 earned runs in 40.1 innings

KNIGHT'S CAREER APPEARANCES

Blaine Knight 2016 Game-By-Game (Freshman) (18 Appearances, 7 Starts)

Date	Opponent	IP	H	R-ER	BB	K	Result
2/20/16	Central Michigan*	5.0	4	2-2	0	3	W, 1-0
2/27/16	vs. #9 Houston*	2.0	4	1-1	1	3	ND
3/5/16	Eastern Illinois*	3.1	7	5-5	1	4	ND
3/12/16	Western Illinois	4.1	3	0-0	2	5	W, 2-0
3/16/16	Grambling St.	2.0	3	0-0	0	0	ND
3/29/16	at #16 Oklahoma St.*	2.0	4	3-3	1	1	ND
4/2/16	Missouri	3.1	4	1-1	1	2	ND
4/8/16	at #14 Ole Miss	4.0	3	0-0	1	6	ND
4/12/16	ULM*	3.0	1	0-0	1	3	ND
4/16/16	#2 Florida	1.0	2	1-0	1	1	ND
4/19/16	#25 Creighton	1.0	1	0-0	0	2	ND
4/23/16	at #12 Kentucky	2.1	3	0-0	1	2	ND
4/26/16	#18 Oklahoma St.	0.1	0	0-0	0	0	ND
4/30/16	#2 Texas A&M	1.0	1	0-0	0	0	ND
4/30/16	#2 Texas A&M	1.1	2	2-1	0	1	L, 2-1
5/7/16	at #13 LSU	3.2	6	5-0	2	8	ND
5/15/16	Alabama*	4.2	4	2-2	1	4	ND
5/21/16	at #4 Mississippi St.*	4.0	5	2-1	1	1	ND
TOTALS	18 G, 7 GS	48.1	57	24-16	14	46	2-1

Blaine Knight 2017 Game-By-Game (Sophomore) (17 Appearances, 16 Starts)

Date	Opponent	IP	H	R-ER	BB	K	Result
2/17/17	Miami (Ohio)*	4.0	3	0-0	0	5	W, 1-0
2/24/17	Bryant*	5.0	4	3-3	1	4	ND
3/3/17	vs. #5 Arizona*	6.0	5	2-1	0	10	L, 1-1
3/10/17	Rhode Island*	4.1	6	2-2	0	4	ND
3/17/17	Mississippi St.*	7.0	3	1-1	0	11	W, 2-1
3/24/17	at #18 Missouri*	6.0	5	2-2	1	7	W, 3-1
3/31/17	at Alabama*	8.0	3	1-1	0	7	W, 4-1
4/7/17	#13 LSU*	6.0	3	0-0	3	6	W, 5-1
4/13/17	Georgia*	6.0	5	1-1	1	5	W, 6-1
4/21/17	at #10 Auburn*	2.1	8	8-8	4	1	L, 6-2
4/27/17	Ole Miss*	7.1	7	5-5	2	10	L, 6-3
5/4/17	at Tennessee*	5.0	5	3-3	1	2	ND
5/13/17	#25 Vanderbilt*	5.0	6	1-1	3	5	L, 6-4
5/20/17	at #22 Texas A&M*	6.0	3	0-0	0	2	W, 7-4
5/26/17	vs. Mississippi St.*	6.2	5	2-1	1	9	W, 8-4
6/3/17	#21 Missouri State*	5.1	4	4-4	2	8	ND
6/5/17	#21 Missouri State	0.2	0	0-0	1	0	ND
TOTALS	17 G, 16 GS	90.2	75	35-33	20	96	8-4

Blaine Knight 2018 Game-By-Game (Junior) (11 Appearances, 11 Starts)

Date	Opponent	IP	H	R-ER	BB	K	Result
2/16/18	Bucknell*	5.0	0	0-0	2	4	W, 1-0
2/23/18	vs. Cal Poly*	6.0	5	1-1	1	7	ND
3/2/18	USC*	6.0	6	0-0	1	4	W, 2-0
3/9/18	Kent State*	6.0	4	1-1	0	6	W, 3-0
3/16/18	#4 Kentucky*	4.2	6	2-2	1	4	ND
3/23/18	at #2 Florida*	6.2	5	3-3	4	10	W, 4-0
3/29/18	at #4 Ole Miss*	6.0	7	4-2	1	7	W, 5-0
4/6/18	#13 Auburn*	6.1	6	1-1	1	6	W, 6-0
4/12/18	South Carolina*	4.0	6	1-1	0	4	ND
4/20/18	at Mississippi St.*	5.2	5	3-3	1	5	ND
4/27/18	Alabama*	6.0	3	3-3	3	6	W, 7-0
TOTALS	11 G, 11 GS	62.1	53	19-17	15	63	7-0

2018 HIGHLIGHTS

- Has been part of the Opening Weekend rotation for three-straight years dating back to 2016.
- Currently sporting a team-leading 1.95 ERA, the fourth-lowest ERA in the SEC.
- Threw a scoreless five innings on Opening Day against Bucknell and a scoreless six innings against USC. Currently has four outings of five or more innings with no runs allowed.
- After giving up a home run in the first inning against Kent State (March 9), he retired 12 of the next 13 batters and had his third-straight quality start.
- Outdueled Brady Singer and the Florida Gators, going 6.2 innings with just three earned runs allowed on March 23.
- Struck out 10 Gator batters, just one shy of his career-high, but is the first Razorback pitcher with 10 or more strikeouts in an outing this year.
- Pitched six or more innings for the fifth time in his previous six starts after going 6.0 against Ole Miss, picking up his second-consecutive victory.
- Outlasted Casey Mize and the Auburn Tigers on April 6, allowing just one run over 6.1 innings, his third-straight quality start.

#21 KACEY MURPHY

LHP • 6-0 • 200 • JUNIOR
ROGERS, ARKANSAS
ROGERS HERITAGE HS



CAREER HIGHS

Category	High	Opponent (Last)	Date
Innings	7.0	3x (No. 13 Auburn)	4/7/18
Longest Start	7.0	3x (No. 13 Auburn)	4/7/18
Shortest Start	3.0	Alcorn State	3/15/17
Longest Relief	5.1	No. 4 Kentucky	3/17/18
Hits	8	at Mississippi St.	4/21/18
Runs	5	Missouri St.	5/17/16
Earned Runs	4	Missouri St.	5/17/16
Walks	4	New Orleans	3/22/17
Strikeouts	11	Alabama	4/28/18

CAREER VS. 2018 OPPONENTS

Team	ERA	W-L	G-GS	IP	H	R	ER	BB-K
Arizona	8.18	0-0	1-0	1.1	2	1	1	1-0
Ole Miss	22.50	0-0	1-1	1.2	3	3	3	2-2
ULM	3.60	1-0	1-1	5.0	3	2	2	1-9
Auburn	5.29	0-0	2-0	5.1	6	3	3	0-5
South Carolina	45.00	0-0	1-0	0.2	3	1	1	1-0
Missouri St.	6.92	0-1	4-2	9.1	8	9	7	5-15
Mississippi St.	0.00	0-0	2-0	1.1	0	0	0	0-1
Texas A&M	0.00	0-0	1-0	0.0	1	0	0	1-0

2017 HIGHLIGHTS

- Made 19 appearances with 10 starts, compiling a career-best 3.65 ERA over 49.1 innings
- Struck out 68 batters and gave up just 20 earned runs with 21 walks
- His strikeout total was third-best on the team and he was one of only two Hog pitchers to throw a complete game
- Earned five wins on the year, one coming against an SEC opponent in the SEC Tournament (vs. Florida - May 27)
- Against the top-seeded Gators in the SEC Tournament semifinals, he threw a complete seven innings, allowing just two hits and striking out eight
- Earned a win in his first collegiate start, going five innings against ULM (March 8) and striking out nine
- Struck out a career-high 10 batters in four innings against Grand Canyon (April 5), his fourth start of the year
- Pitched a career-high seven innings and gave up just one hit against Memphis (April 19) in North Little Rock, while striking out seven
- Threw 8.2 innings in two starts in the NCAA Fayetteville Regional, allowing five earned runs against Oral Roberts (June 4) and Missouri State (June 5)
- Threw 74 pitches in 3.2 innings in the start against the Golden Eagles and was able to go five innings the next day against the Bears, throwing 81 pitches
- Struck out six or more batters in seven of his 10 starts (vs. ULM - March 8; vs. Alcorn State - March 15; vs. Grand Canyon - April 5; vs. Memphis - April 19; vs. Florida - May 27; vs. Oral Roberts - June 4; vs. Missouri State - June 5)
- Named to SEC Spring Academic Honor Roll.

MURPHY'S CAREER APPEARANCES

Kacey Murphy 2018 Game-By-Game (Junior)
(10 Appearances, 9 Starts)

Date	Opponent	IP	H	R-ER	BB	K	Result
2/22/18	vs. Arizona*	6.0	1	0-0	1	6	W, 1-0
3/4/18	USC*	4.0	5	1-0	2	2	ND
3/13/18	Texas*	6.0	5	2-2	0	3	W, 2-0
3/17/18	#4 Kentucky	5.1	7	2-2	0	5	W, 3-0
3/25/18	at #2 Florida*	6.1	4	4-3	3	6	L, 3-1
3/31/18	at #4 Ole Miss*	4.1	5	4-1	0	4	L, 3-2
4/7/18	#13 Auburn*	7.0	5	2-2	0	7	W, 4-2
4/14/18	South Carolina*	6.0	1	0-0	0	6	W, 5-2
4/21/18	at Mississippi St.*	6.2	8	3-3	0	3	L, 5-3
4/28/18	Alabama*	5.0	6	3-3	2	11	ND
TOTALS	10 G, 9 GS	52.1	42	17-15	8	49	5-3

Kacey Murphy 2017 Game-By-Game (Sophomore)
(19 Appearances, 10 Starts)

Date	Opponent	IP	H	R-ER	BB	K	Result
2/19/17	Miami (Ohio)	1.0	0	0-0	0	1	ND
2/24/17	Bryant	0.1	1	0-0	1	1	ND
3/3/17	vs. #5 Arizona	1.1	2	1-1	1	0	ND
3/8/17	ULM*	5.0	3	2-2	1	9	W, 1-0
3/15/17	Alcorn State*	3.0	6	1-1	1	6	W, 2-0
3/19/17	Mississippi St.	0.1	0	0-0	0	0	ND
3/22/17	New Orleans*	2.2	2	0-0	4	3	ND
3/25/17	at #18 Missouri	0.0	3	3-3	1	0	ND
4/5/17	Grand Canyon*	4.0	5	0-0	0	10	W, 3-0
4/11/17	at Missouri State*	1.2	3	1-1	0	2	ND
4/15/17	Georgia	0.1	1	0-0	1	0	ND
4/19/17	Memphis*	7.0	1	0-0	1	7	W, 4-0
4/23/17	at #10 Auburn	3.1	2	1-1	0	2	ND
4/28/17	Ole Miss*	1.2	3	3-3	2	2	ND
5/13/17	#25 Vanderbilt	1.0	3	3-3	2	2	ND
5/25/17	vs. Mississippi St.	1.0	0	0-0	0	1	ND
5/27/17	vs. Florida*	7.0	2	0-0	3	8	W, 5-0
6/4/17	Oral Roberts*	3.2	4	3-3	1	6	ND
6/5/17	Missouri State*	5.0	2	2-2	2	8	L, 5-1
TOTALS	19 G, 10 GS	49.1	43	20-20	21	68	5-1

Kacey Murphy 2016 Game-By-Game (Freshman)
(14 Appearances, 0 Starts)

Date	Opponent	IP	H	R-ER	BB	K	Result
2/19/16	Central Michigan	0.1	0	0-0	1	1	ND
2/21/16	Central Michigan	0.2	0	0-0	1	0	ND
2/23/16	Mississippi Valley St.	1.0	1	1-1	1	1	ND
3/4/16	Eastern Illinois	1.0	1	0-0	0	0	ND
3/9/16	Gonzaga	0.1	0	1-1	0	0	ND
3/13/16	Western Illinois	1.2	0	0-0	0	2	ND
3/18/16	at #12 South Carolina	0.2	3	1-1	1	0	ND
3/26/16	Auburn	2.0	4	2-2	0	3	ND
4/3/16	Missouri	0.0	2	2-2	1	0	ND
4/19/16	#25 Creighton	0.2	1	0-0	0	1	ND
4/26/16	#18 Oklahoma St.	0.1	0	0-0	0	1	ND
5/1/16	#2 Texas A&M	0.0	1	0-0	1	0	ND
5/3/16	at Missouri St.	0.2	0	1-0	2	0	ND
5/17/16	Missouri St.	2.1	3	5-4	1	5	ND
TOTALS	14 G, 0 GS	11.2	16	13-11	9	14	0-0

2018 HIGHLIGHTS

- Earned his first win of the year in a midweek start against Arizona, allowing one hit in six innings in a 1-0 win over the Wildcats.
- Has gone five or more innings in four of his five outings this year. Currently has the second-most innings on the team (27.2).
- Threw 5.1 innings of relief against No. 4 Kentucky, earning his third win of the year and first out of the bullpen in 2018.
- Earned the weekend start against Ole Miss by allowing just three earned runs over 6.1 innings against No. 2 Florida, his third appearance with five or more strikeouts.
- Pitched a perfect game into the seventh inning of a seven-inning game vs. South Carolina (April 14), striking out six in the process.
- Struck out a career-high 11 batters against Alabama (April 28) over just five innings.

By The Numbers

RECORD RUNDOWN

Overall	32-13
vs. Top-5 Teams	6-4
vs. Top-10 Teams	6-4
vs. Top-25 Teams	9-4
vs. Unranked Teams	23-9
At home	27-3
On the road	4-9
At neutral sites	1-1
In day games	17-9
In night games	17-5
In extra innings	0-0
vs. teams .500 or better	26-12
vs. teams .500 or worse	6-1
vs. left-handed starter	6-5
vs. right-handed starter	26-8
When starter receives decision	17-8
When reliever receives decision	15-5
When starter goes 5+ innings	17-6
When starter goes less than 5 innings	15-7
When scoring first	20-5
When opponent scores first	12-8
When leading after 6 innings	26-1
When trailing after 6 innings	2-9
When tied after 6 innings	4-3
When leading after 8 innings	30-0
When trailing after 8 innings	0-12
When tied after 8 innings	2-1
In one-run games	7-7
In two-run games	5-3
Series W-L-T	10-3-0
Series sweeps/times swept	7/1
When scoring 0-2 runs	3-4
When scoring 3-5 runs	7-7
When scoring 6-9 runs	11-1
When scoring 10+ runs	11-1
Shutouts vs. times shut out	6/0
When opponent scores 5 runs or less	25-6
When opponent scores 5 runs or more	8-6
When collecting 0-3 hits	1-0
When collecting 4-6 hits	3-0
When collecting 7-9 hits	7-7
When collecting 10-12 hits	13-4
When collecting 13+ hits	8-2
When out-hitting opponent	29-8
When out-hit by opponent	2-5
When hits are equal	1-0
When hitting a home run	26-8
When opponent hits a home run	15-8
When errorless	19-3
When committing one error	7-4
When committing 2+ errors	6-7
When opponent is errorless	10-7
Vs. SEC	13-8
Vs. SEC East	6-3
Vs. SEC West	7-5
Vs. non-conference	18-5
Game 1 of weekend series	8-2
Game 2 of weekend series	5-5
Game 3 of weekend series	8-2
In February	6-2
In March	13-7
In April	13-4
In May	0-0
In June	0-0

MULTIPLE-HIT GAMES

Name	2	3	4	5+	Total
Heston Kjerstad	12	6	-	-	18
Casey Martin	14	1	1	-	16
Eric Cole	8	6	2	-	16
Dominic Fletcher	10	4	-	-	14
Jax Biggers	10	1	1	-	12
Carson Shaddy	7	4	-	-	11
Grant Koch	9	-	-	-	9
Jordan McFarland	8	1	-	-	9
Luke Bonfield	4	3	-	-	7

CAREER MULTIPLE-HIT GAMES

Name	2015	2016	2017	2018	Total
Jax Biggers	--	--	23	12	35
Luke Bonfield	--	14	24	7	45
Eric Cole	--	8	15	16	39
Dominic Fletcher	--	--	18	14	32
Jared Gates	--	--	5	4	9
Heston Kjerstad	--	--	--	18	18
Grant Koch	--	7	15	9	31
Carson Shaddy	5	21	15	11	52
Evan Lee	--	--	3	5	8

MULTIPLE-RBI GAMES

Name	2	3	4	5+	Total
Casey Martin	4	2	1	2	9
Heston Kjerstad	5	2	2	-	9
Eric Cole	5	3	1	-	9
Grant Koch	5	2	1	-	8
Carson Shaddy	3	3	2	-	8
Dominic Fletcher	4	-	1	1	6
Luke Bonfield	3	2	1	-	6
Jax Biggers	3	1	1	-	5
Jared Gates	4	-	1	-	5

HITTING STREAKS

Name	CURRENT	2018	CAREER
Jax Biggers	--	8	9
Luke Bonfield	--	7	8
Eric Cole	1	12	12
Dominic Fletcher	1	7	8
Grant Koch	1	8	8
Heston Kjerstad	4	14	14
Carson Shaddy	1	8	11
Casey Martin	1	13	13
Jordan McFarland	2	10	10

REACHED BASE

Name	CURRENT	2018	CAREER
Jax Biggers	5	15	15
Luke Bonfield	5	20	20
Eric Cole	8	16	16
Dominic Fletcher	1	13	13
Grant Koch	4	18	18
Jared Gates	--	9	17
Carson Shaddy	1	9	19
Heston Kjerstad	4	16	16
Evan Lee	--	4	7
Casey Martin	23	23	23
Jordan McFarland	2	10	10
Casey Opitz	1	4	4

HOME RUNS

Career Home Runs	SOLO	2R	3R	GS	Total
Jax Biggers	4	2	1	-	7
Luke Bonfield	10	9	4	-	23
Eric Cole	9	3	2	1	15
Dominic Fletcher	11	4	3	-	18
Grant Koch	8	8	6	1	23
Jared Gates	5	4	-	-	9
Carson Shaddy	12	11	1	-	24
Casey Martin	4	2	4	-	10
Heston Kjerstad	6	1	2	-	9
Jordan McFarland	2	-	-	1	3
Zack Plunkett	1	-	-	-	1
Evan Lee	2	-	1	-	3

BREAKDOWN

Total	69
At Baum Stadium	48
On The Road	19
At Neutral Site	2
Vs. RHP	48
Vs. LHP	16
w/ 0 Outs	24
w/ 1 Out	25
w/ 2 Outs	21
Solo	39
Two-Run	15
Three-Run	15
Grand Slam	2
Back-To-Back	2
Pinch-Hit	1
Walk-Off	0
Before the 7th Inning	49
7th Inning and Beyond	19
Opponent Total	33
Last HR Given Up.....J. Trousdale(April 29 vs Alabama)	
Longest Stretch Without HR Allowed	6
Current Streak of No HR Allowed	0

Sooieville Slugger Chart

No.	Player	Gm#	Date	Opponent	Pitcher	On Base	Inn	Outs	Count	Score	Final
1.	C. Shaddy	1	Feb. 16	Bucknell	Taylor	..2.	2	2	0-0	7-0	W, 14-2
2.	L. Bonfield	2	Feb. 17	Bucknell	Grabek	..2.	1	1	2-0	0-1	W, 32-4
3.	C. Shaddy	2	Feb. 17	Bucknell	Grabek	0...	2	1	3-1	3-1	W, 32-4
4.	D. Fletcher	2	Feb. 17	Bucknell	Grabek	..2.	2	1	1-0	5-1	W, 32-4
5.	G. Koch	2	Feb. 17	Bucknell	Grabek	0...	2	2	0-0	8-1	W, 32-4
6.	C. Martin	2	Feb. 17	Bucknell	Strahm	..2.	6	0	1-1	22-2	W, 32-4
7.	J. Gates	2	Feb. 17	Bucknell	Korchak	..1.	6	0	2-2	25-2	W, 32-4
8.	E. Cole	3	Feb. 18	Bucknell	Gottesman	0...	7	1	1-0	2-1	W, 3-1
9.	H. Kjerstad	4	Feb. 21	vs. Arizona	Labaut. R.	0...	5	1	0-0	0-0	W, 1-0
10.	D. Fletcher	5	Feb. 23	vs. Cal Poly	Dollard	..1.	7	2	0-0	1-3	L, 3-4
11.	E. Cole	6	Feb. 24	at San Diego State	Pyatt	*0...	6	0	0-0	1-1	W, 5-2
12.	C. Martin	8	Feb. 28	Dayton	Wagner, R.	..2.	2	2	0-0	0-0	W, 18-1
13.	C. Martin	8	Feb. 28	Dayton	Kutruff, M.	..1.	7	2	1-1	14-0	W, 18-1
14.	J. Gates	9	March 1	Dayton	Cline, A.	0...	4	1	-	2-0	W, 11-0
15.	H. Kjerstad	9	March 1	Dayton	Jones, T.	..2.	5	1	1-2	3-0	W, 11-0
16.	L. Bonfield	10	March 2	USC	Clark. C.	..1.	1	2	0-1	0-0	W, 4-0
17.	E. Cole	11	March 3	USC	Longrie, Q.	*0...	8	0	2-1	0-2	L, 3-1
18.	G. Koch	13	March 9	Kent State	Kraus	..1.	2	0	1-1	0-2	W, 7-2
19.	E. Cole	13	March 9	Kent State	Kraus	..2.	4	1	2-2	3-1	W, 7-2
20.	C. Shaddy	13	March 9	Kent State	Schreiber	0...	5	2	2-0	6-1	W, 7-2
21.	C. Martin	15	March 11	Kent State	Schultz	*0...	7	0	3-2	4-4	W, 11-4
22.	J. McFarland	15	March 11	Kent State	Schultz	0...	7	0	3-2	5-4	W, 11-4
23.	C. Shaddy	15	March 11	Kent State	Schultz	0...	7	1	1-1	6-4	W, 11-4
24.	J. McFarland	15	March 11	Kent State	Parks	...3	8	1	1-1	7-4	W, 11-4
25.	C. Martin	16	March 13	Texas	Whelan	..2.	5	1	0-2	8-2	W, 13-4
26.	C. Martin	17	March 14	Texas	O'Donnell	0...	2	2	1-1	0-2	W, 7-5
27.	E. Cole	18	March 16	Kentucky	S. Hjelte	0...	1	1	1-2	0-0	W, 9-4
28.	G. Koch	18	March 16	Kentucky	M. Hazelwood	..1.	5	1	1-0	4-2	W, 9-4
29.	G. Koch	18	March 16	Kentucky	T. Lockhart	0...	7	2	0-1	6-2	W, 9-4
30.	E. Cole	18	March	Kentucky	J. Lewis	0...	1	1	1-1	0-0	W, 14-2
31.	L. Bonfield	19	March 17	Kentucky	J. Lewis	0...	1	2	0-1	1-0	W, 14-2
32.	H. Kjerstad	19	March 17	Kentucky	J. Lewis	..2.	3	1	1-1	4-0	W, 14-2
33.	J. Biggers	19	March 17	Kentucky	J. Lewis	..2.	5	1	2-1	8-1	W, 14-2
34.	Z. Plunkett	19	March 17	Kentucky	A. McGeorge	*0...	8	0	2-2	13-1	W, 14-2
35.	C. Shaddy	20	March 17	Kentucky	Z. Haake	..1.	1	2	1-2	5-0	W, 16-9
36.	L. Bonfield	20	March 17	Kentucky	Z. Haake	0...	4	1	3-0	7-4	W, 16-9
37.	L. Bonfield	20	March 17	Kentucky	Z. Haake	0...	4	1	3-0	7-4	W, 16-9
38.	C. Shaddy	20	March 17	Kentucky	A. Maley	*0...	7	0	2-0	11-6	W, 16-9
39.	C. Martin	20	March 17	Kentucky	C. Coleman	..1.	7	0	-	13-6	W, 16-9
40.	H. Kjerstad	21	March 21	at Charlotte	C. Gooding	..1.	2	2	0-0	0-0	L, 6-3
41.	H. Kjerstad	21	March 21	at Charlotte	C. Bruce	*0...	9	0	2-1	2-6	L, 6-3
42.	D. Fletcher	22	March 23	at Florida	B. Singer	*0...	4	0	0-1	3-0	W, 6-3
43.	H. Kjerstad	22	March 23	at Florida	B. Singer	0...	6	2	1-1	5-2	W, 6-3
44.	G. Koch	23	March 24	at Florida	J. Kowar	..1.	4	2	3-1	0-12	L, 17-2
45.	J. Gates	24	March 25	at Florida	Dyson	*0...	4	0	2-2	0-1	L, 5-4
46.	E. Lee	24	March 25	at Florida	Dyson	0...	4	0	0-1	1-1	L, 5-4
47.	J. Biggers	25	March 27	at Memphis	D. Deniz	0...	3	2	0-1	0-1	W, 8-7
48.	J. Biggers	25	March 27	at Memphis	D. Deniz	0...	3	2	0-1	0-1	W, 8-7
49.	C. Shaddy	26	March 29	at Ole Miss	R. Rolison	..1.	2	0	0-0	2-0	W, 6-4
50.	J. McFarland	26	March 29	at Ole Miss	R. Rolison	0...	6	1	1-0	4-4	W, 6-4
51.	H. Kjerstad	28	March 31	at Ole Miss	J. McArthur	0...	6	2	0-0	1-5	L, 11-10
52.	D. Fletcher	28	March 31	at Ole Miss	J. McArthur	*0...	7	0	0-0	2-8	L, 11-10
53.	G. Koch	28	March 31	at Ole Miss	W. Ethridge	..1.	7	0	0-0	3-8	L, 11-10
54.	E. Cole	28	March 31	at Ole Miss	W. Stokes	..2.	8	1	0-0	7-11	L, 11-10
55.	E. Lee	29	April 3	ULM	C. Gray	..2.	6	1	0-0	3-4	W, 10-9
56.	H. Kjerstad	30	April 4	ULM	R. Hebert	*0...	2	0	2-0	0-0	W, 4-0
57.	L. Bonfield	31	April 6	Auburn	C. Mize	0...	4	1	0-2	0-1	W, 2-1
58.	C. Shaddy	36	April 14	South Carolina	Hill	0...	2	1	2-0	0-0	W, 2-0
59.	C. Shaddy	37	April 14	South Carolina	Demurias	..1.	6	1	2-0	1-0	W, 3-0
60.	H. Kjerstad	38	April 17	Missouri St.	Russell	*0...	5	0	2-2	4-7	W, 11-7
61.	C. Martin	38	April 17	Missouri St.	J. Fromson	..2.	5	2	0-1	6-7	W, 11-7
62.	E. Cole	39	April 20	at Mississippi State	K. Pilkington	...3	2	2	0-1	0-0	L, 5-6
63.	E. Lee	40	April 21	at Mississippi State	K. James	*0...	7	0	0-2	1-3	L, 3-5
64.	E. Cole	40	April 21	at Mississippi State	B. Smith	0...	9	2	1-0	2-5	L, 3-5
65.	D. Fletcher	43	April 27	Alabama	Finnerty	0...	3	2	3-1	3-2	W, 7-3
66.	C. Martin	43	April 27	Alabama	Finnerty	*0...	5	0	1-1	4-3	W, 7-3
67.	E. Cole	43	April 27	Alabama	Finnerty	..1.	6	1	0-0	5-3	W, 7-3
68.	L. Bonfield	44	April 28	Alabama	Gardner	*0...	7	0	3-1	6-3	W, 7-4
69.	C. Martin	45	April 29	Alabama	Cameron	*0...	3	0	0-1	3-6	W, 9-7
70.	D. Fletcher	45	April 29	Alabama	Duarte	..2.	5	1	0-2	5-7	W, 9-7

* - indicates lead-off home run

By The Numbers

STARTERS GAME-BY-GAME

Opponent	W-L	IP	H	R	ER	BB	K
Bucknell	W	5.0	0	0	0	2	4
Bucknell	W	4.0	3	1	1	2	7
Bucknell	--	2.0	1	1	1	2	2
vs. Arizona	W	6.0	1	0	0	1	6
vs. Cal Poly	--	6.0	5	1	1	1	7
@ SDSU	--	5.0	5	2	1	1	7
@ San Diego	--	2.2	4	2	2	0	2
Dayton	W	6.0	7	0	0	0	6
Dayton	--	2.0	2	0	0	1	4
USC	W	6.0	6	0	0	1	4
USC	L	5.1	3	1	1	3	2
USC	--	4.0	5	1	0	2	2
Kent State	W	6.0	4	1	1	0	6
Kent State	L	3.2	5	5	1	2	3
Kent State	--	4.2	3	3	3	3	3
Texas	W	6.0	5	2	2	0	3
Texas	--	1.0	0	2	2	2	0
Kentucky	--	4.2	6	2	2	1	4
Kentucky	W	8.0	3	1	1	4	8
Kentucky	--	1.2	2	4	1	1	2
vs. Charlotte		CANCELLED					
@ Charlotte	--	3.0	0	0	0	1	8
@ Florida	W	6.2	5	3	3	4	10
@ Florida	L	1.0	4	6	5	4	2
@ Florida	L	6.1	4	4	3	3	6
vs. Memphis	W	2.2	6	5	4	1	5
@ Ole Miss	W	6.0	7	4	2	1	7
@ Ole Miss	L	1.0	4	3	2	1	0
@ Ole Miss	L	4.1	5	4	1	0	4
ULM	--	3.0	2	4	3	2	2
ULM	W	7.0	7	0	0	0	5
Auburn	W	6.1	6	1	1	1	6
Auburn	W	7.0	5	2	2	0	7
Auburn	--	2.0	6	3	3	0	4
Grambling St.	--	5.0	4	2	2	2	6
S. Carolina	--	4.0	6	1	1	0	4
S. Carolina	W	6.0	1	0	0	0	6
S. Carolina	W	5.0	2	0	0	1	1
Missouri St.	--	1.0	4	3	3	1	2
@ Miss. St.	--	5.2	5	3	3	1	5
@ Miss. St.	L	6.2	8	3	3	0	3
@ Miss. St.	L	5.2	8	6	5	3	6
Texas Tech	--	2.2	4	1	1	1	3
Texas Tech	--	--	--	--	--	--	--
Alabama	W	6.0	3	3	3	3	6
Alabama	--	5.0	6	3	3	2	11
Alabama	--	1.1	1	1	1	3	0
@ LSU	--	--	--	--	--	--	--
@ LSU	--	--	--	--	--	--	--
@ LSU	--	--	--	--	--	--	--
Texas A&M	--	--	--	--	--	--	--
@ Georgia	--	--	--	--	--	--	--
@ Georgia	--	--	--	--	--	--	--
@ Georgia	--	--	--	--	--	--	--

BULLPEN GAME-BY-GAME

Opponent	W-L-S	IP	H	R	ER	BB	K
Bucknell	--	4.0	2	2	0	0	7
Bucknell	--	5.0	4	3	3	2	5
Bucknell	W-S	7.0	5	0	0	2	6
vs. Arizona	S	3.0	1	0	0	3	5
vs. Cal Poly	L	3.0	2	3	1	2	2
@ SDSU	W	4.0	0	0	0	0	5
@ San Diego	L	5.1	8	5	4	2	5
Dayton	S	3.0	3	1	0	0	3
Dayton	W	7.0	2	0	0	1	9
USC	S	3.0	1	0	0	1	2
USC	--	3.2	2	2	2	2	2
USC	W	4.0	5	5	4	2	4
Kent State	--	3.0	3	1	1	1	5
Kent State	--	5.1	4	5	5	5	6
Kent State	W	4.1	3	1	0	1	1
Texas	S	3.0	4	2	2	2	1
Texas	W-S	8.0	9	5	5	7	9
Kentucky	W-S	4.1	6	2	2	3	6
Kentucky	--	1.0	2	1	1	0	2
Kentucky	W	7.1	12	5	4	0	9
vs. Charlotte		CANCELLED					
@ Charlotte	L	5.0	9	6	3	3	3
@ Florida	S	2.1	2	0	0	0	4
@ Florida	--	7.0	11	11	9	4	6
@ Florida	--	1.2	1	1	1	1	0
vs. Memphis	W	6.1	5	2	2	4	6
@ Ole Miss	S	3.0	1	0	0	1	5
@ Ole Miss	--	7.0	5	2	2	2	1
@ Ole Miss	--	3.2	5	7	6	5	2
ULM	W	7.0	5	5	1	4	10
ULM	--	2.0	0	0	0	1	2
Auburn	S	2.2	0	0	0	0	1
Auburn	--	2.0	1	0	0	2	1
Auburn	W	7.0	1	1	1	2	9
Grambling St.	W	4.0	4	4	4	1	7
S. Carolina	L	5.0	6	2	2	1	5
S. Carolina	S	1.0	0	0	0	0	1
S. Carolina	S	2.0	1	0	0	0	1
Missouri St.	W-S	4.0	1	0	0	1	7
@ Miss. St.	L	2.1	2	3	3	3	5
@ Miss. St.	--	1.1	2	2	2	1	1
@ Miss. St.	--	2.1	3	1	1	0	2
Texas Tech	W-S	6.1	0	0	0	2	14
Texas Tech	--	--	--	--	--	--	--
Alabama	S	3.0	3	0	0	0	4
Alabama	W-S	4.0	2	1	1	2	5
Alabama	W-S	7.2	5	6	5	12	13
@ LSU	--	--	--	--	--	--	--
@ LSU	--	--	--	--	--	--	--
@ LSU	--	--	--	--	--	--	--
Texas A&M	--	--	--	--	--	--	--
@ Georgia	--	--	--	--	--	--	--
@ Georgia	--	--	--	--	--	--	--
@ Georgia	--	--	--	--	--	--	--

RECORD PER STARTER

Pitcher (Total Starts)	Record
Blaine Knight (11)	7-4
Isaiah Campbell (10)	6-4
Keaton McKinney (1)	1-0
Kacey Murphy (9)	6-3
Barrett Loseke (2)	0-2
Caleb Bolden (4)	4-0
Hunter Milligan (2)	2-0
Bryce Bonnin (1)	1-0
Kole Ramage (1)	1-0
Jake Reindl (1)	1-0
Evan Lee (1)	0-1
Jackson Rutledge (2)	1-0

QUALITY STARTS

Pitcher (Total Starts)	QS	Record
Kacey Murphy (8)	6	4-2
Isaiah Campbell (9)	2	2-0
Blaine Knight (10)	6	5-1
Caleb Bolden (4)	2	2-0

RUN SUPPORT

Pitcher (Total Starts)	Runs	Per Start
Blaine Knight (11)	65	5.9
Isaiah Campbell (10)	81	8.1
Keaton McKinney (1)	3	3.0
Kacey Murphy (9)	57	6.33
Barrett Loseke (2)	9	4.5
Caleb Bolden (4)	40	10.0
Hunter Milligan (2)	18	9.0
Bryce Bonnin (1)	11	11.0
Kole Ramage (1)	16	16.0
Jake Reindl (1)	8	8.0
Evan Lee (1)	4	4.0
Jackson Rutledge (2)	15	7.5

Game-By-Game Batting Order

2018 RECORD: 32-13 • HOME: 27-3 • AWAY: 4-9 • NEUTRAL: 1-1 • SEC: 13-8 • NCAA TOURNAMENT: 0-0

Date	Opposing team	1	2	3	4	5	6	7	8	9
Feb. 16, 2018	BUCKNELL	Biggers	Fletcher	Cole	Bonfield	Kjerstad	Lee	Koch	Gates	Shaddy
Feb. 17, 2018	BUCKNELL	Biggers	Cole	Fletcher	Bonfield	Koch	Kjerstad	McFarland	Shaddy	Martin
Feb. 18, 2018	BUCKNELL	Biggers	Fletcher	Cole	Bonfield	Kjerstad	Lee	Koch	Gates	Shaddy
Feb. 21, 2018	vs. Arizona@	Biggers	Fletcher	Cole	Bonfield	Kjerstad	Koch	Gates	Shaddy	Wilson
Feb. 23, 2018	vs. Cal Poly^	Biggers	Fletcher	Cole	Bonfield	Kjerstad	Gates	Koch	Lee	Shaddy
Feb. 24, 2018	at San Diego State^	Biggers	Cole	Fletcher	Bonfield	Kjerstad	Shaddy	Gates	Koch	Martin
Feb. 25, 2018	at San Diego^	Biggers	Cole	Fletcher	Bonfield	Kjerstad	Shaddy	Gates	Opitz	Martin
Feb. 28, 2018	DAYTON	Biggers	Cole	Kjerstad	Gates	Fletcher	Lee	Koch	Wilson	Martin
March 1, 2018	DAYTON	Martin	Cole	Kjerstad	Bonfield	Fletcher	Gates	Shaddy	Opitz	Kenley
March 2, 2018	USC	Biggers	Cole	Kjerstad	Bonfield	Fletcher	Koch	Gates	Shaddy	Martin
March 3, 2018	USC	Biggers	Cole	Kjerstad	Bonfield	Koch	McFarland	Fletcher	Shaddy	Martin
March 4, 2018	USC	Biggers	Cole	Kjerstad	Bonfield	Lee	Martin	Gates	Koch	Wilson
March 9, 2018	KENT STATE	Biggers	Cole	Martin	Bonfield	Kjerstad	Koch	Fletcher	Gates	Shaddy
March 9, 2018	KENT STATE	Biggers	Cole	Martin	Bonfield	Kjerstad	Shaddy	Fletcher	McFarland	Opitz
March 11, 2018	KENT STATE	Biggers	Cole	Kjerstad	Bonfield	Fletcher	Martin	Gates	Koch	Shaddy
March 13, 2018	TEXAS	Martin	Cole	Kjerstad	Bonfield	Fletcher	Koch	Biggers	McFarland	Shaddy
March 14, 2018	TEXAS	Biggers	Cole	Kjerstad	McFarland	Fletcher	Martin	Lee	Koch	Wilson
March 16, 2018	KENTUCKY*	Biggers	Cole	Martin	Bonfield	Fletcher	McFarland	Kjerstad	Koch	Shaddy
March 17, 2018	KENTUCKY*-1	Biggers	Cole	Martin	Bonfield	Fletcher	McFarland	Kjerstad	Koch	Shaddy
March 17, 2018	KENTUCKY*-2	Biggers	Cole	Martin	Bonfield	Fletcher	McFarland	Kjerstad	Koch	Shaddy
March 21, 2018	at Charlotte	Biggers	Cole	Martin	Bonfield	Fletcher	McFarland	Kjerstad	Koch	Kenley
March 23, 2018	at Florida*	Biggers	Cole	Martin	Bonfield	Fletcher	McFarland	Kjerstad	Koch	Shaddy
March 24, 2018	at Florida*	Biggers	Cole	Martin	Bonfield	Fletcher	McFarland	Kjerstad	Koch	Shaddy
March 26, 2018	at Florida*	Biggers	Cole	Kjerstad	Fletcher	Gates	Lee	Koch	Wilson	Shaddy
March 28, 2018	at Memphis	Biggers	Cole	Martin	Bonfield	McFarland	Fletcher	Koch	Kjerstad	Shaddy
March 29, 2018	at Ole Miss*	Biggers	Cole	Martin	Bonfield	Kjerstad	Koch	Fletcher	McFarland	Shaddy
March 30, 2018	at Ole Miss*	Biggers	Cole	Martin	Bonfield	Kjerstad	Koch	Fletcher	McFarland	Shaddy
March 31, 2018	at Ole Miss*	Biggers	Cole	Martin	Kjerstad	Bonfield	Fletcher	McFarland	Koch	Shaddy
April 3, 2018	ULM	Lee	Cole	Martin	Kjerstad	Bonfield	Gates	Shaddy	Opitz	Kenley
April 4, 2018	ULM	Biggers	Cole	Martin	Kjerstad	Fletcher	McFarland	Lee	Koch	Wilson
April 6, 2018	AUBURN*	Biggers	Cole	Martin	Kjerstad	Bonfield	Fletcher	Koch	McFarland	Shaddy
April 7, 2018	AUBURN*	Biggers	Cole	Martin	Bonfield	Kjerstad	Koch	Fletcher	McFarland	Shaddy
April 8, 2018	AUBURN*	Biggers	Cole	Martin	Kjerstad	Bonfield	Fletcher	Koch	Gates	Shaddy
April 10, 2018	GRAMBLING STATE%	Biggers	Cole	Lee	Kjerstad	Fletcher	Gates	Kenley	Opitz	Wilson
April 12, 2018	SOUTH CAROLINA*	Biggers	Cole	Martin	Kjerstad	Bonfield	Fletcher	Koch	McFarland	Shaddy
April 14, 2018	SOUTH CAROLINA*-1	Martin	Cole	Bonfield	Kjerstad	Shaddy	Fletcher	Koch	McFarland	Biggers
April 14, 2018	SOUTH CAROLINA*-2	Martin	Cole	Bonfield	Kjerstad	Shaddy	Fletcher	Koch	McFarland	Biggers
April 17, 2018	MISSOURI STATE	Martin	Cole	Bonfield	Kjerstad	Shaddy	Fletcher	Koch	McFarland	Kenley
April 20, 2018	at Mississippi State*	Martin	Cole	Bonfield	Kjerstad	Shaddy	Koch	Fletcher	McFarland	Biggers
April 21, 2018	at Mississippi State*-1	Biggers	Cole	Martin	Kjerstad	Shaddy	Koch	Bonfield	Fletcher	McFarland
April 21, 2018	at Mississippi State*-2	Lee	Cole	Martin	Kjerstad	Gates	Fletcher	Biggers	Opitz	Wilson
April 24, 2018	TEXAS TECH	Cole	Kjerstad	Bonfield	Fletcher	Gates	McFarland	Biggers	Koch	Wilson
April 27, 2018	ALABAMA*	Cole	Kjerstad	Martin	Lee	Fletcher	Gates	Koch	Biggers	Kenley
April 28, 2018	ALABAMA*	Cole	Martin	Kjerstad	Bonfield	Fletcher	McFarland	Biggers	Koch	Kenley
April 29, 2018	ALABAMA*	Cole	Biggers	Martin	Bonfield	Kjerstad	Koch	Fletcher	McFarland	Kenley

^ - Game played at Tony Gwynn Legacy (San Diego, Calif.); @ - Game played at Tony Gwynn Stadium (San Diego, Calif.);
% - Game played at Dickey-Stephens Park (North Little Rock, Ark.)

Defensive Starting Lineups

2018 RECORD: 32-13 • HOME: 27-3 • AWAY: 4-9 • NEUTRAL: 1-1 • SEC: 13-8 • NCAA TOURNAMENT: 0-0

Date	Opposing team	C	1B	2B	3B	SS	LF	CF	RF	DH
Feb. 16, 2018	BUCKNELL	Koch	Lee	Shaddy	Gates	Biggers	Kjerstad	Fletcher	Cole	Bonfield
Feb. 17, 2018	BUCKNELL	Koch	McFarland	Shaddy	Martin	Biggers	Kjerstad	Fletcher	Cole	Bonfield
Feb. 18, 2018	BUCKNELL	Koch	Lee	Shaddy	Gates	Biggers	Kjerstad	Fletcher	Cole	Bonfield
Feb. 21, 2018	vs. Arizona	Koch	Gates	Shaddy	Wilson	Biggers	Kjerstad	Fletcher	Cole	Bonfield
Feb. 23, 2018	vs. Cal Poly^	Koch	Lee	Shaddy	Gates	Biggers	Kjerstad	Fletcher	Cole	Bonfield
Feb. 24, 2018	at San Diego State^	Koch	Gates	Shaddy	Martin	Biggers	Kjerstad	Fletcher	Cole	Bonfield
Feb. 25, 2018	at San Diego^	Opitz	Gates	Shaddy	Martin	Biggers	Kjerstad	Fletcher	Cole	Bonfield
Feb. 28, 2018	DAYTON	Koch	Gates	Martin	Wilson	Biggers	Kjerstad	Fletcher	Cole	Lee
March 1, 2018	DAYTON	Opitz	Gates	Shaddy	Martin	Kenley	Kjerstad	Fletcher	Cole	Bonfield
March 2, 2018	USC	Koch	Gates	Shaddy	Martin	Biggers	Kjerstad	Fletcher	Cole	Bonfield
March 3, 2018	USC	Koch	McFarland	Shaddy	Martin	Biggers	Kjerstad	Fletcher	Cole	Bonfield
March 4, 2018	USC	Koch	Gates	Wilson	Martin	Biggers	Bonfield	Cole	Kjerstad	Lee
March 9, 2018	KENT STATE	Koch	Gates	Shaddy	Martin	Biggers	Kjerstad	Fletcher	Cole	Bonfield
March 9, 2018	KENT STATE	Opitz	McFarland	Shaddy	Martin	Biggers	Kjerstad	Fletcher	Cole	Bonfield
March 11, 2018	KENT STATE	Koch	Gates	Shaddy	Martin	Biggers	Kjerstad	Fletcher	Cole	Bonfield
March 13, 2018	TEXAS	Koch	McFarland	Shaddy	Martin	Biggers	Kjerstad	Fletcher	Cole	Bonfield
March 14, 2018	TEXAS	Koch	McFarland	Wilson	Martin	Biggers	Kjerstad	Fletcher	Cole	Lee
March 16, 2018	KENTUCKY*	Koch	McFarland	Shaddy	Martin	Biggers	Kjerstad	Fletcher	Cole	Bonfield
March 17, 2018	KENTUCKY*-1	Koch	McFarland	Shaddy	Martin	Biggers	Kjerstad	Fletcher	Cole	Bonfield
March 17, 2018	KENTUCKY*-2	Koch	McFarland	Shaddy	Martin	Biggers	Kjerstad	Fletcher	Cole	Bonfield
March 21, 2018	at Charlotte	Koch	McFarland	Martin	Kenley	Biggers	Kjerstad	Fletcher	Cole	Bonfield
March 24, 2018	at Florida*	Koch	McFarland	Shaddy	Martin	Biggers	Kjerstad	Fletcher	Cole	Bonfield
March 25, 2018	at Florida*	Koch	McFarland	Shaddy	Martin	Biggers	Kjerstad	Fletcher	Cole	Bonfield
March 26, 2018	at Florida*	Koch	Gates	Shaddy	Wilson	Biggers	Kjerstad	Fletcher	Cole	Lee
March 28, 2018	at Memphis	Koch	McFarland	Shaddy	Martin	Biggers	Kjerstad	Fletcher	Cole	Bonfield
March 29, 2018	at Ole Miss*	Koch	McFarland	Shaddy	Martin	Biggers	Kjerstad	Fletcher	Cole	Bonfield
March 30, 2018	at Ole Miss*	Koch	McFarland	Shaddy	Martin	Biggers	Kjerstad	Fletcher	Cole	Bonfield
March 31, 2018	at Ole Miss*	Koch	McFarland	Shaddy	Martin	Biggers	Kjerstad	Fletcher	Cole	Bonfield
April 3, 2018	ULM	Opitz	Gates	Shaddy	Martin	Kenley	Bonfield	Cole	Kjerstad	Lee
April 4, 2018	ULM	Koch	McFarland	Shaddy	Martin	Biggers	Kjerstad	Fletcher	Cole	Lee
April 6, 2018	AUBURN*	Koch	McFarland	Shaddy	Martin	Biggers	Kjerstad	Fletcher	Cole	Bonfield
April 7, 2018	AUBURN*	Koch	McFarland	Shaddy	Martin	Biggers	Kjerstad	Fletcher	Cole	Bonfield
April 8, 2018	AUBURN*	Koch	Gates	Shaddy	Martin	Biggers	Kjerstad	Fletcher	Cole	Bonfield
April 10, 2018	GRAMBLING STATE%	Opitz	Gates	Wilson	Kenley	Biggers	Kjerstad	Fletcher	Cole	Lee
April 12, 2018	SOUTH CAROLINA*	Koch	McFarland	Shaddy	Martin	Biggers	Kjerstad	Fletcher	Cole	Bonfield
April 14, 2018	SOUTH CAROLINA*-1	Koch	McFarland	Shaddy	Martin	Biggers	Kjerstad	Fletcher	Cole	Bonfield
April 14, 2018	SOUTH CAROLINA*-2	Koch	McFarland	Shaddy	Martin	Biggers	Kjerstad	Fletcher	Cole	Bonfield
April 17, 2018	MISSOURI STATE	Koch	McFarland	Shaddy	Martin	Kenley	Kjerstad	Fletcher	Cole	Bonfield
April 20, 2018	at Mississippi State*	Koch	McFarland	Shaddy	Martin	Biggers	Kjerstad	Fletcher	Cole	Bonfield
April 21, 2018	at Mississippi State*-1	Koch	McFarland	Shaddy	Martin	Biggers	Kjerstad	Fletcher	Cole	Bonfield
April 21, 2018	at Mississippi State*-2	Opitz	Gates	Wilson	Martin	Biggers	Kjerstad	Fletcher	Cole	Lee
April 24, 2018	TEXAS TECH	Koch	McFarland	Wilson	Gates	Biggers	Kjerstad	Fletcher	Cole	Bonfield
April 27, 2018	ALABAMA*	Koch	Gates	Martin	Kenley	Biggers	Kjerstad	Fletcher	Cole	Lee
April 28, 2018	ALABAMA*	Koch	McFarland	Martin	Kenley	Biggers	Kjerstad	Fletcher	Cole	Bonfield
April 29, 2018	ALABAMA*	Koch	McFarland	Martin	Kenley	Biggers	Kjerstad	Fletcher	Cole	Bonfield

^ - Game played at Tony Gwynn Legacy (San Diego, Calif.); @ - Game played at Tony Gwynn Stadium (San Diego, Calif.);

% - Game played at Dickey-Stephens Park (North Little Rock, Ark.)

The Last Time

THE LAST TIME AN ARKANSAS PLAYER...

4 Hits in a game	Jax Biggers and Eric Cole vs. No. 4 Kentucky, March 17, 2018
5 Hits in a game	Andy Wilkins at No. 9 Oklahoma (Norman Regional), May 31, 2009
6 Hits in a game	Jeremy Jackson vs. Northeastern (Okla.), April 16, 1997
2 Hits in an inning	Evan Lee vs. Dayton, Feb. 28, 2018
2 Doubles in a game	Heston Kjerstad vs. #2 Florida, March 25, 2018
3 Doubles in a game	Carson Shaddy vs. Nebraska, March 4, 2017
4 Doubles in a game	Rodney Nye vs. La. Tech, March 31, 1998
2 Triples in a game	Jax Biggers vs. Auburn (SEC Tournament), May 25, 2017
Led off a game with a HR	Eric Cole vs. No. 4 Kentucky, March 16, 2018
2 Home runs in a game	Heston Kjerstad at Charlotte, March 21, 2018
3 Home runs in a game	Chad Spanberger vs. Auburn (SEC Tournament), May 26, 2017
Grand Slam	Jordan McFarland vs. Kent State, March 11, 2018
HR in consecutive AB	Jordan McFarland vs. Kent State, March 11, 2018
HR in 4 straight games	Aaron Murphree vs. OSU, So. Dakota St. & Siena, March 2-8, 2008
HR in 5 straight games	Aaron Murphree vs. OSU, So. Dakota St. & Siena, March 2-8, 2008
HR in 6 straight games	Aaron Murphree vs. OSU, So. Dakota St. & Siena, March 2-9, 2008
Pinch-hit home run	Zack Plunkett vs. No. 4 Kentucky, March 17, 2018
Inside the park home run	Eric Cole vs. Miami (Ohio), February 19, 2017
Back-to-Back Home Runs	Jared Gates & Evan Lee at #2 Florida, March 25, 2018
4 Runs in a game	Luke Bonfield vs. Nebraska, March 4, 2017
5 Runs in a game	Jordan McFarland vs. Bucknell, Feb. 17, 2018
6 Runs in a game	Jeremy Jackson vs. Northeastern (Okla.), April 16, 1997
4 RBI in a game	Dominic Fletcher vs. Alabama, April 29, 2018
5 RBI in a game	Jordan McFarland vs. Kent State, March 11, 2018
6 RBI in a game	Casey Martin vs. Dayton, Feb. 28, 2018
7 RBI in a game	Chad Spanberger vs. Auburn (SEC Tournament), May 25, 2017
8 RBI in a game	Rodney Nye vs. ORU, April 14, 1999
9 RBI in a game	Ryan Lundquist vs. Central Missouri St., March 4, 1997
2 Stolen bases in a game	Jax Biggers vs. USC, March 2, 2018
3 Stolen bases in a game	Andrew Benintendi vs Stephen F. Austin, April 15, 2015
4 Stolen bases in a game	Logan Forsythe vs. Ole Miss, May 19, 2007
Stole home	Bobby Wernes vs. Ole Miss, March 28, 2015
2 Errors in a game	Jax Biggers at Charlotte, March 21, 2018
3 Errors in a game	Bobby Wernes, at LSU, April 12, 2014
4 Errors in a game	Chris Shaddy vs. TCU, April 27, 1980
9-Inning no-hitter	Scott Roehl vs. Kansas St., March 20, 2001
9-Inning combined no-hitter	Nick Schmidt (6.0), Brian McLelland (1.0) & Devin Collis (2.0) vs. Oklahoma State, February 12, 2006
7-inning combined no-hitter	D. Taccolini (2.0), M. Cronin (3.0), & J. Alberius (2.0) vs. Auburn (SEC Tournament), May 25, 2017
1-Hitter	Trevor Stephan (7.0) at Tennessee, May 6, 2017
1-Hitter combined	Kacey Murphy (6.0 IP, 1 H) and Matt Cronin (1.0 IP, 0 H) vs. South Carolina, April 14, 2018
2-Hitter	Kacey Murphy vs. Florida (SEC Tournament), May 27, 2017
2-Hitter combined	Loseke (4.0 IP, 1 H), Murphy (1.2 IP, 0 H), Alberius (1.2 IP, 0 H), Harris (0.2 IP, 0 H), Willey (0.2 IP, 1 H), Rodriguez (0.1 IP, 0 H) vs. Western Illinois, March 13, 2016
3-Hitter	Ryne Stanek (9.0 IP), at No. 6 South Carolina, March 23, 2013
3-Hitter combined	Isaiah Campbell (5.0 IP, 2 H) and Matt Cronin (2.0 IP, 1 H) vs. S. Carolina, April 14, 2018
Complete game	Kacey Murphy vs. Florida (SEC Tournament), May 27, 2017
Complete-game shutout	Kacey Murphy vs. Florida (SEC Tournament), May 27, 2017
10-inning or more start	Dominic Taccolini at #12 Kentucky (10 innings), April 22, 2016
Had 10 strikeouts	Barrett Loseke vs. No. 4 Texas Tech, April 24, 2018
Had 11 strikeouts	Kacey Murphy vs. Alabama, April 28, 2018
Had 12 strikeouts	Trevor Stephan vs. Oral Roberts (NCAA Regional), June 2, 2017
Had 13 strikeouts	Trevor Stephan vs. Rhode Island, March 10, 2017
Had 14 strikeouts	David Walling vs. South Carolina, May 16, 1999
Had 15 strikeouts	Nick Schmidt vs. Auburn, May 18, 2006
Had 16 strikeouts	David Walling vs. Eastern Illinois, Feb. 20, 1998
Had 17 strikeouts	Jess Todd vs. South Carolina (SEC Tournament), May 24, 2007

THE LAST TIME AN ARKANSAS TEAM...

Scored 10 runs	ULM, April 3, 2018
Scored 11 runs	vs. Missouri State, April 17, 2018
Scored 12 runs	vs. Auburn (SEC Tournament), May 25, 2017
Scored 13 runs	vs. No. 13 Auburn, April 7, 2018
Scored 14 runs	vs. No. 4 Kentucky, March 17, 2018
Scored 15 runs	vs. Nebraska, March 4, 2017
Scored 16 runs	vs. No. 4 Kentucky, March 17, 2018
Scored 17 runs	vs. Villanova, February 19, 2012
Scored 18 runs	vs. Dayton, Feb. 28, 2018
Scored 19 runs	vs. Grambling State (Fayetteville Regional), June 4, 2010
Scored 20 runs	vs. Mississippi Valley State, Feb. 24, 2016
Scored 21 runs	vs. Mississippi Valley State, Feb. 23, 2016
Scored 22 runs	vs. Louisiana Tech, Feb. 14, 2004
Scored 23 runs	Never
Scored 24 runs	Missouri Southern, Feb. 11, 1998
Scored 25 runs	Missouri Southern, Feb. 4, 2001
Scored 26 runs	vs. Iowa (in Arlington, Texas), Feb. 14, 1997
Scored 27 runs	Never
Scored 28 runs	vs. Wisconsin-Milwaukee (2), Feb. 18, 2007
Scored 29 runs	Morningside, April 6, 1968
Scored 30 runs	at South Carolina, March 30, 1997
Scored 31-32 runs	32 vs. Bucknell, Feb. 17, 2018
Scored 33 + runs	33 vs. Southwest Baptist, March 21, 1984
Had 14 hits	vs. Alabama, April 29, 2018
Had 15 hits	vs. Florida (SEC Tournament), May 27, 2017
Had 16 hits	vs. ULM, March 7, 2017
Had 17 hits	vs. No. 13 Auburn, April 7, 2018
Had 18 hits	at No. 28 Missouri State, April 11, 2017
Had 19 hits	vs. No. 4 Kentucky, March 17, 2018
Had 20 hits	vs. Dayton, Feb. 28, 2018
Had 21 hits	Kentucky, April 28, 2001
Had 22 hits	vs. Bucknell, Feb. 17, 2018
Had 23 hits	Centenary, March 31, 1999
Had 24 hits	Georgia, March 17, 2001
Had 25 hits	at Centenary, March 23, 2005
Had 26-29 hits	28 at South Carolina, March 30, 1997
Had 30 hits	vs. Saint Louis, April 7, 2010
Had 31+ hits	32 vs. Southwest Baptist, March 21, 1984
Hit four or more home runs in a game	6 - Jared Gates, Luke Bonfield, Carson Shaddy, Dominic Fletcher, Grant Koch, Casey Martin vs. Bucknell, Feb. 17, 2018
	5 - Biggers, Martin, Bonfield, Shaddy (2) vs. No. 4 Kentucky, March 17, 2018
	4 - Casey Martin, Jordan McFarland (2), Carson Shaddy vs. Kent State, March 11, 2018
	4 - E. Cole, H. Kjerstad, D. Fletcher, G. Koch at #4 Ole Miss, March 31, 2018
4 Errors in a game	vs. ULM, April 3, 2018
5 Errors in a game	vs. #2 Florida, April 14, 2016
6 Errors in a game	vs. Eastern Illinois, March 5, 2016
7 Errors in a game	vs. La. Tech, March 20, 2001
Was Shutout	vs. LSU, April 9, 2017
Was Shutout Back-to-Back	vs. LSU, April 23-24, 2005 (7-0, 6-0)
Held to 1 hit	vs. Missouri State, May 17, 2016
Held to 2 hits	vs. Ole Miss, April 27, 2017
Held to 3 hits	vs. Florida, May 21, 2015 (0-10)
Swept an SEC Home Series (three games)	vs. Alabama, April 27,
Swept an SEC Road Series (three games)	at Alabama, April 30-May 2, 2015
Was Swept in SEC Home Series	vs. Alabama, May 13-15, 2016
Was Swept in SEC Road Series	at Mississippi State, April 20-21, 2018
Swept a Non-conference Home Series	vs. ULM, April 3-4, 2018
Swept a Non-conference Road Series	at McNeese State, March 23-24, 2010
Was Swept in a Non-conference Home Series	Gonzaga, March 10-11, 2015
Was Swept in a Non-conference Road Series	at Nebraska, April 16, 2013
Won a Non-conference Home Series	vs. ULM, April 3-4, 2018
Lost a Non-conference Home Series	vs. South Alabama, February 28-March 1, 2014
Lost a Non-conference Road Series	at Nebraska, April 16, 2013
Back-to-Back Shutouts	UK (1-0) April 22 and UK (2-0) April 22-23, 2016
Most Consecutive Shutouts	4 vs. Wisconsin (March 15-16, 1980)
Shut out an opponent at home	vs. South Carolina (3-0), April 14, 2018
Shut out an opponent on the road	at Tennessee (2-0), May 6, 2017
Shut out an SEC opponent at home	vs. South Carolina (3-0), April 14, 2018
Shut out an SEC opponent on the road	at No. 22 Texas A&M (8-0), May 20, 2017

Game-By-Game Hitting

2018 RECORD: 31-13 • HOME: 27-3 • AWAY: 4-9 • NEUTRAL: 1-1 • SEC: 13-8 • NCAA TOURNAMENT: 0-0

Date	Opponent	AB	R	H	RBI	2B	3B	HR	BB	IBB	SB	CS	HBP	SAC	SF	GDP	K	PO	A	E	Avg
Feb 16, 2018	BUCKNELL	35	14	12	12	5	0	1	15	0	0	0	3	0	1	0	8	27	5	2	.343
Feb 17, 2018	BUCKNELL	43	32	22	30	4	0	6	15	0	1	0	3	0	3	0	7	27	2	0	.436
Feb 18, 2018	BUCKNELL	30	3	9	3	1	0	1	4	0	1	0	2	0	0	2	2	27	10	1	.398
Feb 21, 2018	vs Arizona	29	1	4	1	0	0	1	3	1	0	0	1	1	0	1	10	27	6	0	.343
Feb 23, 2018	vs Cal Poly	36	3	8	3	2	0	1	1	0	0	0	0	0	0	0	10	27	12	3	.318
Feb 24, 2018	at San Diego State	28	5	3	4	1	0	1	9	1	2	0	2	1	2	0	7	27	5	2	.289
Feb 25, 2018	at San Diego	34	6	9	6	2	0	0	2	0	0	0	2	1	0	0	11	24	5	2	.285
Feb 28, 2018	DAYTON	46	18	20	16	2	0	2	6	0	0	0	3	0	0	0	5	27	10	1	.310
Mar 01, 2018	DAYTON	33	11	11	9	2	1	2	4	0	3	0	0	0	1	1	10	27	9	0	.312
Mar 02, 2018	USC	31	4	8	4	0	0	1	2	0	3	0	1	0	0	1	2	27	13	1	.307
Mar 03, 2018	USC	33	1	9	1	2	0	1	4	0	1	0	0	0	0	2	8	27	16	0	.304
Mar 04, 2018	USC	31	7	11	6	2	1	0	8	2	0	0	2	0	0	1	7	24	7	2	.308
Mar 09, 2018	KENT STATE	32	7	10	7	2	0	3	6	0	2	2	1	0	0	0	7	27	11	0	.308
Mar 09, 2018	KENT STATE	32	4	7	4	1	0	0	2	0	0	0	1	0	1	1	11	27	12	2	.302
Mar 11, 2018	KENT STATE	34	11	10	11	3	0	4	10	0	1	0	1	0	0	1	6	27	11	1	.302
Mar 13, 2018	TEXAS	35	13	13	12	4	0	1	6	0	1	0	2	0	1	0	11	27	12	0	.306
Mar 14, 2018	TEXAS	29	7	10	6	3	0	1	7	0	0	1	0	2	0	1	5	27	10	0	.308
Mar 16, 2018	KENTUCKY	34	9	11	9	4	0	3	7	0	0	0	2	0	1	0	8	27	6	1	.309
Mar 17, 2018	KENTUCKY	43	14	19	13	1	0	5	4	0	0	0	1	0	0	0	9	27	14	0	.318
Mar 17, 2018	KENTUCKY	40	16	19	16	4	0	5	7	0	0	0	1	1	1	0	6	27	7	2	.327
March 21	at Charlotte	35	3	7	3	0	0	2	1	0	0	0	1	1	0	0	8	21	7	3	.321
Mar 23, 2018	at Florida	36	6	10	6	1	0	2	3	0	1	0	0	0	1	1	9	27	3	0	.319
Mar 24, 2018	at Florida	35	2	8	2	0	0	1	5	0	0	0	0	0	0	0	9	24	11	2	.315
Mar 25, 2018	at Florida	35	4	10	4	3	0	2	5	0	0	0	1	0	2	0	7	24	8	1	.314
Mar 27, 2018	at Memphis	35	8	9	8	1	0	1	9	0	2	1	1	0	0	1	6	27	10	0	.311
Mar 29, 2018	at Ole Miss	40	6	14	6	0	0	2	1	0	1	0	0	0	1	0	11	27	10	1	.313
Mar 30, 2018	at Ole Miss	36	4	11	4	3	0	0	5	0	0	1	0	0	1	0	12	24	15	2	.313
Mar 31, 2018	at Ole Miss	39	10	12	10	3	0	4	2	0	0	0	2	0	1	0	3	24	7	2	.313
Apr 03, 2018	ULM	37	10	12	9	1	0	1	7	0	1	0	3	2	2	1	3	30	13	4	.356
Apr 04, 2018	ULM	32	4	8	3	1	0	1	1	0	0	0	1	0	0	0	5	27	11	0	.351
Apr 06, 2018	AUBURN	31	2	7	2	3	0	1	1	0	0	0	0	0	0	0	7	27	7	0	.309
Apr 07, 2018	AUBURN	37	13	17	12	4	0	0	7	0	0	1	0	1	3	0	4	27	7	0	.314
Apr 08, 2018	AUBURN	32	5	7	4	2	0	0	7	0	1	0	0	1	0	1	10	27	6	0	.311
Apr 10, 2018	GRAMBLING STATE	33	7	10	5	2	0	0	5	0	0	0	0	0	1	0	7	27	10	1	.311
Apr 12, 2018	SOUTH CAROLINA	36	2	13	1	2	0	0	3	0	0	0	0	0	1	2	6	27	9	0	.312
Apr 14, 2018	SOUTH CAROLINA	22	2	4	1	0	0	1	3	0	0	0	1	1	0	0	6	21	3	0	.310
Apr 14, 2018	SOUTH CAROLINA	21	3	4	3	0	0	1	4	0	0	0	0	1	0	0	4	21	5	0	.308
Apr 17, 2018	MISSOURI STATE	35	11	12	11	2	1	2	7	0	1	0	2	0	1	1	6	27	10	0	.309
Apr 20, 2018	at Mississippi State	34	5	9	5	0	0	1	3	0	1	0	1	0	1	1	12	24	5	1	.308
Apr 21, 2018	at Mississippi State	38	3	13	3	1	0	2	3	0	2	0	1	0	0	1	7	24	13	1	.309
Apr 21, 2018	at Mississippi State	36	5	10	5	3	0	0	3	0	1	1	0	1	0	0	10	24	15	1	.308
Apr 24, 2018	TEXAS TECH	35	5	10	4	2	0	0	4	0	1	0	3	0	0	1	7	27	6	0	.307
Apr 27, 2018	ALABAMA	35	7	11	7	2	0	3	2	0	0	0	0	0	1	0	3	27	6	0	.308
Apr 28, 2018	ALABAMA	29	7	9	7	0	0	1	6	0	0	1	0	0	1	1	7	27	4	0	.308
Apr 29, 2018	ALABAMA	33	9	14	9	1	0	2	6	0	1	1	0	1	2	0	5	27	11	3	.310
TOTALS		1535	329	476	307	82	3	69	225	4	28	9	45	15	30	22	324	1176	395	42	.310

Game-By-Game Pitching

2018 RECORD: 31-13 • HOME: 27-3 • AWAY: 4-9 • NEUTRAL: 1-1 • SEC: 13-8 • NCAA TOURNAMENT: 0-0

Date	Opponent	IP	H	R	ER	BB	SO	2B	3B	HR	WP	BK	HBP	DP	IBB	Score	W	L	SV	ERA
Feb 16, 2018	BUCKNELL	9.0	2	2	0	2	11	0	0	0	0	0	0	1	0	14-2	1	0	0	0.00
Feb 17, 2018	BUCKNELL	9.0	7	4	4	4	12	1	0	0	2	0	0	0	0	32-4	2	0	0	2.00
Feb 18, 2018	BUCKNELL	9.0	6	1	1	4	8	2	0	0	0	0	0	2	0	3-1	3	0	1	1.67
Feb 21, 2018	vs Arizona	9.0	2	0	0	4	11	0	0	0	0	0	1	1	0	1-0	4	0	2	1.25
Feb 23, 2018	vs Cal Poly	9.0	7	4	2	3	9	1	0	0	1	1	0	1	0	3-4	4	1	2	1.40
Feb 24, 2018	at San Diego State	9.0	5	2	1	1	12	2	1	0	0	0	0	0	0	5-2	5	1	2	1.33
Feb 25, 2018	at San Diego	8.0	12	7	6	2	7	2	0	1	2	0	0	0	0	6-7	5	2	2	2.03
Feb 28, 2018	DAYTON	9.0	10	1	0	0	9	0	0	0	0	0	1	2	0	18-1	6	2	3	1.77
Mar 01, 2018	DAYTON	9.0	4	0	0	2	13	0	0	0	0	0	2	0	0	11-0	7	2	3	1.58
Mar 02, 2018	USC	9.0	7	0	0	2	6	0	0	0	0	1	1	1	0	4-0	8	2	4	1.42
Mar 03, 2018	USC	9.0	5	3	3	5	4	2	0	0	2	0	0	1	0	1-3	8	3	4	1.56
Mar 04, 2018	USC	8.0	10	6	4	4	6	2	0	0	1	0	1	1	0	7-6	9	3	4	1.78
Mar 09, 2018	KENT STATE	9.0	7	2	2	1	11	1	0	1	3	0	0	1	0	7-2	10	3	4	1.80
Mar 09, 2018	KENT STATE	9.0	9	10	6	7	9	2	0	0	2	0	1	0	0	4-10	10	4	4	2.10
Mar 11, 2018	KENT STATE	9.0	6	4	3	4	4	0	0	0	1	0	0	3	0	11-4	11	4	4	2.17
Mar 13, 2018	TEXAS	9.0	9	4	4	2	4	1	0	3	0	0	0	3	0	13-4	12	4	5	2.28
Mar 14, 2018	TEXAS	9.0	9	5	5	7	9	3	0	0	1	2	1	2	0	7-5	13	4	6	2.44
Mar 16, 2018	KENTUCKY	9.0	12	4	4	4	10	1	0	1	0	0	1	1	0	9-4	14	4	7	2.53
Mar 17, 2018	KENTUCKY	9.0	5	2	2	4	10	0	0	1	0	0	1	0	0	14-2	15	4	7	2.50
Mar 17, 2018	KENTUCKY	9.0	14	9	5	1	11	2	0	1	1	0	1	0	0	16-9	16	4	7	2.63
March 21	at Charlotte	8.0	9	6	3	3	11	1	0	0	1	1	1	1	0	3-6	16	5	7	2.66
Mar 23, 2018	at Florida	9.0	7	3	3	4	14	1	0	2	0	0	0	0	0	6-3	17	5	8	2.68
Mar 24, 2018	at Florida	8.0	15	17	14	8	8	3	0	1	2	0	1	2	0	2-17	17	6	8	3.19
Mar 25, 2018	at Florida	8.0	5	5	4	3	6	1	1	2	2	0	0	0	0	4-5	17	7	8	3.24
Mar 27, 2018	at Memphis	9.0	11	7	6	5	11	2	0	1	2	0	0	0	0	8-7	18	7	8	3.35
Mar 29, 2018	at Ole Miss	9.0	8	4	2	2	12	1	0	1	0	0	0	2	0	6-4	19	7	9	3.30
Mar 30, 2018	at Ole Miss	8.0	9	5	4	3	6	2	0	1	2	0	1	4	0	4-5	19	8	9	3.34
Mar 31, 2018	at Ole Miss	8.0	10	11	7	5	6	1	0	2	0	0	0	1	0	10-11	19	9	9	3.49
Apr 03, 2018	ULM	10.0	7	9	4	6	12	0	0	3	2	0	1	0	0	10-9	20	9	9	3.49
Apr 04, 2018	ULM	9.0	7	0	0	1	7	1	0	0	1	0	1	2	0	4-0	21	9	9	3.38
Apr 06, 2018	AUBURN	9.0	6	1	1	1	7	0	0	1	0	0	0	0	0	2-1	22	9	10	3.30
Apr 07, 2018	AUBURN	9.0	6	2	2	2	8	0	0	2	0	0	0	1	0	13-2	23	9	10	3.26
Apr 08, 2018	AUBURN	9.0	7	4	4	2	13	2	0	0	0	0	0	0	0	5-4	24	9	10	3.28
Apr 10, 2018	GRAMBLING STATE	9.0	7	6	2	3	13	1	0	0	2	0	2	0	0	7-6	25	9	11	3.24
Apr 12, 2018	SOUTH CAROLINA	9.0	12	3	3	1	9	2	0	1	1	0	0	0	0	2-3	25	10	11	3.23
Apr 14, 2018	SOUTH CAROLINA	7.0	1	0	0	0	7	0	0	0	0	0	0	0	0	2-0	26	10	12	3.16
Apr 14, 2018	SOUTH CAROLINA	7.0	3	0	0	1	2	0	0	0	0	0	0	0	0	3-0	27	10	13	3.09
Apr 17, 2018	MISSOURI STATE	9.0	10	7	7	5	12	3	0	0	0	0	2	3	0	11-7	28	10	14	3.20
Apr 20, 2018	at Mississippi State	8.0	7	6	6	4	10	1	0	1	2	0	0	0	0	5-6	28	11	14	3.28
Apr 21, 2018	at Mississippi State	8.0	10	5	5	1	4	2	0	1	4	0	1	1	0	3-5	28	12	14	3.34
Apr 21, 2018	at Mississippi State	8.0	11	7	6	3	8	4	0	0	2	0	0	0	0	5-7	28	13	14	3.41
Apr 24, 2018	TEXAS TECH	9.0	4	1	1	3	17	0	0	0	2	0	0	1	0	5-1	29	13	15	3.35
Apr 27, 2018	ALABAMA	9.0	6	3	3	3	10	1	0	1	0	0	0	1	0	7-3	30	13	16	3.34
Apr 28, 2018	ALABAMA	9.0	8	4	4	4	16	0	0	3	0	0	0	1	0	7-4	31	13	17	3.36
Apr 29, 2018	ALABAMA	9.0	6	7	6	15	13	0	0	2	7	0	0	1	0	9-7	32	13	18	3.42
Totals		392.0	340	193	149	151	418	51	2	33	48	5	21	41	0	329-193	32	13	18	3.42

Game Highs

TEAM GAME HIGHS (2018)

Batting

At bats:	46	vs Dayton (Feb 28, 2018)
Runs scored:	32	vs Bucknell (Feb 17, 2018)
Hits:	22	vs Bucknell (Feb 17, 2018)
RBIs:	30	vs Bucknell (Feb 17, 2018)
Doubles:	5	vs Bucknell (Feb 16, 2018)
Triples:	1	vs Dayton (Mar 01, 2018)
	1	vs USC (Mar 04, 2018)
	1	vs Missouri State (Apr 17, 2018)
Home runs:	6	vs Bucknell (Feb 17, 2018)
Total bases:	44	vs Bucknell (Feb 17, 2018)
Walks:	15	vs Bucknell (Feb 16, 2018)
	15	vs Bucknell (Feb 17, 2018)
Strikeouts:	12	at Ole Miss (Mar 30, 2018)
	12	at Mississippi State (Apr 20, 2018)
Sac hits:	2	vs Texas (Mar 14, 2018)
	2	vs ULM (Apr 03, 2018)
Sac flies:	3	vs Bucknell (Feb 17, 2018)
	3	vs Auburn (Apr 07, 2018)
Stolen bases:	3	vs Dayton (Mar 01, 2018)
	3	vs USC (Mar 02, 2018)
Hit by pitch:	3	(5 games)
Caught stealing:	2	vs Kent State (Mar 09, 2018)
Runners LOB:	16	vs Bucknell (Feb 16, 2018)
Hit into DP:	3	vs Bucknell (Feb 18, 2018)
	3	vs South Carolina (Apr 12, 2018)

Fielding

Putouts:	30	vs ULM (Apr 03, 2018)
Assists:	16	vs USC (Mar 03, 2018)
Errors:	4	vs ULM (Apr 03, 2018)
Passed balls:	1	(10 games)
DPs turned:	4	at Ole Miss (Mar 30, 2018)

Pitching

Innings pitched:	10.0	vs ULM (Apr 03, 2018)
Runs allowed:	17	at Florida (Mar 24, 2018)
Earned runs:	14	at Florida (Mar 24, 2018)
Walks allowed:	15	vs Alabama (Apr 29, 2018)
Strikeouts:	17	vs Texas Tech (Apr 24, 2018)
Hits allowed:	15	at Florida (Mar 24, 2018)
Doubles allowed:	4	at Mississippi State (Apr 21, 2018)
Triples allowed:	1	at San Diego State (Feb 24, 2018)
	1	at Florida (Mar 25, 2018)
Homers allowed:	3	vs Texas (Mar 13, 2018)
	3	vs ULM (Apr 03, 2018)
	3	vs Alabama (Apr 28, 2018)
Wild pitches:	7	vs Alabama (Apr 29, 2018)
Hit batters:	2	vs Dayton (Mar 01, 2018)
	2	vs Grambling State (Apr 10, 2018)
	2	vs Missouri State (Apr 17, 2018)

INDIVIDUAL GAME HIGHS (2018)

Batting

At bats:	6	(7 games)
Runs scored:	5	Jordan McFarland vs Bucknell (Feb 17, 2018)
Hits:	4	(4 games)
RBIs:	6	Casey Martin vs Dayton (Feb 28, 2018)
Doubles:	2	Eric Cole vs Texas (Mar 13, 2018)
	2	Jax Biggers vs Kentucky (Mar 16, 2018)
	2	Heston Kjerstad at Florida (Mar 25, 2018)
Triples:	1	Carson Shaddy vs Dayton (Mar 01, 2018)
	1	Eric Cole vs USC (Mar 04, 2018)
	1	Luke Bonfield vs Missouri State (Apr 17, 2018)
Home runs:	2	(5 games)
Total bases:	10	Carson Shaddy vs Kentucky (Mar 17, 2018)
Walks:	3	(11 games)
Strikeouts:	3	(9 games)
Sac hits:	1	(15 games)
Sac flies:	2	Jax Biggers vs Auburn (Apr 07, 2018)
Stolen bases:	2	Casey Martin vs Dayton (Mar 01, 2018)
	2	Jax Biggers vs USC (Mar 02, 2018)
Hit by pitch:	2	Heston Kjerstad vs Bucknell (Feb 17, 2018)
	2	Luke Bonfield at San Diego State (Feb 24, 2018)
	2	Carson Shaddy vs ULM (Apr 03, 2018)
Caught stealing:	1	(9 games)
Runners LOB:	7	Carson Shaddy at San Diego State (Feb 24, 2018)

Fielding

Putouts:	16	Grant Koch vs Texas Tech (Apr 24, 2018)
	16	Grant Koch vs Alabama (Apr 28, 2018)
Assists:	7	Carson Shaddy vs USC (Mar 03, 2018)
	7	Casey Opitz at Mississippi State (Apr 21, 2018)
Errors:	2	Jackson Rutledge vs Cal Poly (Feb 23, 2018 at San Diego, Calif.)
	2	Jax Biggers at Charlotte (Mar 21, 2018)
Passed balls:	1	(10 games)

Pitching

Innings pitched:	8.0	Isaiah Campbell vs Kentucky (Mar 17, 2018)
Runs allowed:	7	Jacob Kostyshock at Florida (Mar 24, 2018)
Earned runs:	5	Jacob Kostyshock at Florida (Mar 24, 2018)
	5	Isaiah Campbell at Florida (Mar 24, 2018)
	5	Isaiah Campbell at Mississippi State (Apr 21, 2018)
Walks allowed:	4	Isaiah Campbell vs Kentucky (Mar 17, 2018)
	4	Blaine Knight at Florida (Mar 23, 2018)
	4	Isaiah Campbell at Florida (Mar 24, 2018)
Strikeouts:	11	Kacey Murphy vs Alabama (Apr 28, 2018)
Hits allowed:	8	Kacey Murphy at Mississippi State (Apr 21, 2018)
	8	Isaiah Campbell at Mississippi State (Apr 21, 2018)
Doubles allowed:	4	Isaiah Campbell at Mississippi State (Apr 21, 2018)
Triples allowed:	1	Isaiah Campbell at San Diego State (Feb 24, 2018)
	1	Kacey Murphy at Florida (Mar 25, 2018)
Homers allowed:	3	Kacey Murphy vs Alabama (Apr 28, 2018)
Wild pitches:	3	Jackson Rutledge vs Alabama (Apr 29, 2018)
Hit batters:	1	(21 games)

#31 CALEB BOLDEN • FR • RHP • 6-2 • 188

SEASON HIGHS

Category	High	Opponent (Last)	Date
Innings	7.0	ULM	4/4/18
Longest Start	7.0	ULM	4/4/18
Shortest Start	1.0	Missouri State	4/17/18
Longest Relief	3.0	2x (Texas)	3/14/18
Hits	7	2x (ULM)	4/4/18
Runs	3	3x (Missouri State)	4/17/18
Earned Runs	3	3x (Missouri State)	4/17/18
Walks	3	Kent State	3/9/18
Strikeouts	6	2x (Grambling St.)	4/10/18

BOLDEN'S CAREER APPEARANCES

Caleb Bolden Game-By-Game (Freshman)
(9 Appearances, 4 Starts)

Date	Opponent	IP	H	R-ER	BB	K	Result
2/18/18	Bucknell	3.0	2	0-0	1	0	ND
2/28/18	Dayton*	6.0	7	0-0	0	6	W, 1-0
3/9/18	Kent State	0.2	1	3-3	3	1	ND
3/14/18	Texas	3.0	1	0-0	2	3	W, 2-0
3/24/18	at No. 2 Florida	1.0	1	3-3	2	0	ND
4/3/18	ULM*	7.0	7	0-0	0	5	W, 3-0
4/10/18	Grambling St.*	5.0	4	2-2	2	6	ND
4/17/18	Missouri St.*	1.0	4	3-3	1	2	ND
4/29/18	Alabama	2.0	3	1-1	2	2	ND
TOTALS	9 G, 4 GS	28.2	30	12-12	13	25	3-0

2018 HIGHLIGHTS

- Made his collegiate debut against Bucknell (Feb. 18), having the longest outing of any Razorback pitcher in the game (3.0 innings).
- Picked up his first collegiate victory against Dayton (Feb. 28), throwing six scoreless innings with no walks.
- Struck out six batters in his start against Dayton, the second-most in an outing by a Hog pitcher this year.
- Earned his second victory in three appearances, working the second, third, and fourth innings against Texas (March 14).
- Was solid in his second start of the year, going a career-high 7.0 scoreless innings against ULM and striking out five.
- Tied his season high with six strikeouts in his start against Grambling State.

#4 BRYCE BONNIN • FR • RHP • 6-1 • 190

CAREER HIGHS

Category	High	Opponent (Last)	Date
Innings	5.0	Dayton	3/1/18
Longest Start	4.2	Kent State	3/11/18
Shortest Start	4.2	Kent State	3/11/18
Longest Relief	5.0	Dayton	3/1/18
Hits	5	at No. 4 Ole Miss	3/30/18
Runs	3	Kent State	3/11/18
Earned Runs	3	Kent State	3/11/18
Walks	3	Kent State	3/11/18
Strikeouts	6	Dayton	3/1/18

BONNIN'S CAREER APPEARANCES

Bryce Bonnin Game-By-Game (Freshman)
(8 Appearances, 1 Start)

Date	Opponent	IP	H	R-ER	BB	K	Result
2/16/18	Bucknell	1.0	1	2-0	0	1	ND
2/23/18	vs. Cal Poly	0.1	0	0-0	0	1	ND
3/1/18	Dayton	5.0	0	0-0	1	6	W, 1-0
3/11/18	Kent State*	4.2	3	3-3	3	3	ND
3/2/18	at Charlotte	1.0	3	1-1	0	1	ND
3/27/18	at Memphis	0.2	2	1-1	2	2	ND
3/30/18	at No. 4 Ole Miss	3.1	5	2-2	2	1	ND
TOTALS	7 G, 1 GS	16.0	14	9-7	8	15	1-0

2018 HIGHLIGHTS

- Made his collegiate debut against Bucknell (Feb. 16), throwing one inning and striking out one.
- Earned the victory over Dayton with five innings of relief and a season-high six strikeouts on 60 pitches.
- Started game three against Kent State (March 11), going 4.2 innings with three runs allowed and three strikeouts.

#32 MATT CRONIN • SO • LHP • 6-2 • 190

CAREER HIGHS

Category	High	Opponent (Last)	Date
Innings	4.0	at San Diego State	2/24/18
Longest Start	--	--	--
Shortest Start	--	--	--
Longest Relief	4.0	at San Diego State	2/24/18
Hits	4	No. 4 Kentucky	3/16/18
Runs	3	at Mississippi State	4/20/18
Earned Runs	3	at Mississippi State	4/20/18
Walks	3	vs. Auburn	5/25/17
Strikeouts	6	vs. Auburn	5/25/17

CRONIN'S CAREER APPEARANCES

Matt Cronin 2018 Game-By-Game (Sophomore)
(16 Appearances, 0 Starts)

Date	Opponent	IP	H	R-ER	BB	K	Result
2/18/18	Bucknell	1.0	1	0-0	0	1	W, 1-0
2/21/18	vs. Arizona	2.1	0	0-0	1	3	S, 1
2/24/18	at San Diego St.	4.0	0	0-0	0	5	W, 2-0
3/3/18	USC	2.2	2	2-2	2	2	ND
3/9/18	Kent State	1.0	0	0-0	0	1	ND
3/14/18	Texas	1.2	1	0-0	0	2	S, 2
3/16/18	No. 4 Kentucky	2.2	4	2-2	0	4	S, 3
3/23/18	at No. 2 Florida	2.0	1	0-0	0	4	S, 4
3/25/18	at No. 2 Florida	1.2	1	1-1	0	0	ND
3/29/18	at No. 4 Ole Miss	3.0	1	0-0	1	5	S, 5
3/31/18	at No. 4 Ole Miss	2.0	1	2-2	1	1	ND
4/6/18	No. 13 Auburn	2.2	0	0-0	0	1	S, 6
4/10/18	Grambling St.	1.0	0	0-0	0	1	S, 7
4/14/18	South Carolina	1.0	0	0-0	0	1	S, 8
4/14/18	South Carolina	2.0	1	0-0	0	1	S, 9
4/20/18	at Mississippi St.	2.0	1	3-3	3	5	L, 2-1
TOTALS	16 G, 0 GS	29.2	13	10-10	7	31	2-1 (9 SV)

Matt Cronin 2017 Game-By-Game (Freshman)
(15 Appearances, 0 Starts)

Date	Opponent	IP	H	R-ER	BB	K	Result
3/4/17	vs. Nebraska	1.0	0	0-0	0	2	ND
3/8/17	ULM	2.0	0	0-0	2	3	ND
3/15/17	Alcorn State	2.0	2	1-1	0	4	ND
3/22/17	New Orleans	0.0	0	1-1	1	0	ND
4/1/17	at Alabama	1.0	1	0-0	1	1	ND
4/5/17	Grand Canyon	1.0	0	0-0	0	2	ND
4/11/17	at Missouri State	1.2	1	0-0	1	2	W, 1-0
4/18/17	Memphis	1.1	2	0-0	0	2	W, 2-0
4/25/17	vs. Kansas State	3.0	2	0-0	1	5	ND
5/19/17	at No. 22 Texas A&M	0.1	0	0-0	0	0	ND
5/25/17	vs. Auburn	3.0	0	0-0	3	6	W, 3-0
5/28/17	vs. LSU	0.1	0	0-0	0	1	ND
6/2/17	Oral Roberts	0.1	0	0-0	0	1	ND
6/3/17	Missouri State	0.0	0	1-1	1	0	L, 3-1
6/4/17	Missouri State	1.0	0	1-1	2	2	ND
TOTALS	15 G, 0 GS	18.0	8	4-4	12	31	3-1

2018 HIGHLIGHTS

- Picked up the win in game three against Bucknell after pitching a scoreless inning with one strikeout.
- Earned the save against Arizona, pitching the final 2.1 innings and retiring seven of the final eight batters.
- Won his second game in three appearances after throwing four innings at San Diego State and striking out five.
- The four innings against the Aztecs was a career high.
- Earned his second save against Texas, throwing the final 1.2 innings, while also getting out of bases loaded jam with the tying run on third.
- The nine saves tops his total of one from 2017. Is one of five Razorbacks with at least one save in 2018.
- Has eight saves in his last 10 outings, most recently in both games of the doubleheader against South Carolina.

#35 JACOB KOSTYSHOCK • SO • RHP • 6-4 • 172

CAREER HIGHS

Category	High	Opponent (Last)	Date
Innings	3.2	at No. 2 Florida	3/24/18
Longest Start	--	--	--
Shortest Start	--	--	--
Longest Relief	3.2	at No. 2 Florida	3/24/18
Hits	7	at No. 2 Florida	3/24/18
Runs	7	at No. 2 Florida	3/24/18
Earned Runs	5	at No. 2 Florida	3/24/18
Walks	3	vs. Nebraska	3/4/17
Strikeouts	3	at San Diego	2/25/18

KOSTYSHOCK'S CAREER APPEARANCES

Jacob Kostyshock 2018 Game-By-Game (Sophomore)
(9 Appearances, 0 Starts)

Date	Opponent	IP	H	R-ER	BB	K	Result
2/17/18	Bucknell	1.0	0	0-0	0	2	ND
2/25/18	at San Diego	3.0	3	0-0	0	3	ND
3/9/18	Kent State - 1	1.0	1	0-0	1	1	ND
3/9/18	Kent State - 2	0.1	1	0-0	0	0	ND
3/13/18	Texas	3.0	4	2-2	2	1	S, 1
3/21/18	at Charlotte	1.0	2	1-1	0	0	ND
3/24/18	at No. 2 Florida	3.2	7	7-5	2	2	ND
3/31/18	at No. 4 Ole Miss	0.1	1	2-2	1	0	ND
4/29/18	Alabama	0.2	0	0-0	2	1	ND
TOTALS	9 G, 0 GS	14.0	19	12-10	8	10	0-0 (1 SV)

Jacob Kostyshock 2017 Game-By-Game (Freshman)
(6 Appearances, 0 Starts)

Date	Opponent	IP	H	R-ER	BB	K	Result
3/4/17	vs. Nebraska	0.2	2	3-3	3	2	ND
3/8/17	ULM	2.0	0	0-0	0	2	ND
3/15/17	Alcorn State	1.0	0	0-0	0	0	ND
4/4/17	Grand Canyon	0.2	3	1-1	0	1	ND
4/13/17	Georgia	0.0	0	0-0	2	0	ND
4/25/17	vs. Kansas State	1.0	1	0-0	1	1	W, 1-0
TOTALS	6 G, 0 GS	5.2	6	4-4	6	6	1-0

2018 HIGHLIGHTS

- Threw a career-high three scoreless innings at San Diego, while striking out three batters, also a career-high.
- Has come out of the bullpen in three of the last four games, allowing just two earned runs in 4.1 innings.
- Picked up his first save of the year against Texas (March 13), throwing the last three innings in a 13-4 victory.
- Equaled his appearance total from 2017 by throwing one inning at Charlotte (March 21).

#27 EVAN LEE • SO • LHP • 6-2 • 190

CAREER HIGHS

Category	High	Opponent (Last)	Date
Innings	4.1	Kent State	3/11/18
Longest Start	1.0	at Louisiana Tech	3/1/17
Shortest Start	1.0	2x (at No. 4 Ole Miss)	3/30/18
Longest Relief	4.1	Kent State	3/11/18
Hits	5	No. 4 Kentucky	3/17/18
Runs	3	3x (at No. 4 Ole Miss)	3/30/18
Earned Runs	3	at Louisiana Tech	3/1/17
Walks	2	3x (No. 4 Texas Tech)	4/24/18
Strikeouts	4	2x (No. 4 Texas Tech)	4/24/18

LEE'S CAREER APPEARANCES

Evan Lee 2018 Game-By-Game (Sophomore)
(11 Appearances, 1 Starts)

Date	Opponent	IP	H	R-ER	BB	K	Result
2/17/18	Bucknell	1.0	1	1-1	2	0	ND
2/25/18	at San Diego	1.1	2	2-2	1	2	L, 0-1
3/11/18	Kent State	4.1	2	0-0	0	1	W, 1-1
3/17/18	#4 Kentucky	2.0	5	3-2	0	4	ND
3/30/18	at #4 Ole Miss*	1.0	4	3-2	1	0	L, 1-2
4/3/18	ULM	0.2	1	0-0	0	1	W, 2-2
4/12/18	South Carolina	1.2	3	0-0	0	1	ND
4/17/18	Missouri St.	1.0	3	2-2	2	0	ND
4/24/18	#4 Texas Tech	1.2	0	0-0	2	4	W, 3-2
4/28/18	Alabama	2.0	0	0-0	0	1	W, 4-2
4/29/18	Alabama	0.1	0	0-0	0	0	ND
TOTALS	11 G, 1 GS	18.0	20	11-9	8	10	4-2

Evan Lee 2017 Game-By-Game (Freshman)
(13 Appearances, 1 Start)

Date	Opponent	IP	H	R-ER	BB	K	Result
2/26/17	Bryant	1.0	0	0-0	0	1	ND
3/1/17	at Louisiana Tech*	1.0	2	3-3	0	0	ND
3/5/17	vs. #30 Oklahoma St.	2.1	1	1-0	1	2	ND
3/15/17	Alcorn State	1.0	0	0-0	1	2	ND
3/17/17	Mississippi St.	0.1	0	0-0	0	0	ND
4/5/17	Grand Canyon	2.0	3	1-1	1	2	ND
4/11/17	at Missouri State	1.0	2	0-0	0	2	ND
4/18/17	Memphis	2.0	0	0-0	1	2	ND
4/22/17	at #10 Auburn	0.1	0	0-0	1	1	ND
4/23/17	at #10 Auburn	1.2	3	2-2	0	2	ND
4/28/17	Ole Miss	1.0	0	0-0	0	0	S, 1
5/18/17	at No. 22 Texas A&M	0.1	0	0-0	0	0	ND
5/25/17	vs. Mississippi St.	0.0	0	0-0	1	0	ND
6/4/17	Missouri State	0.1	0	0-0	0	1	S, 2
6/5/17	Missouri State	0.2	0	0-0	0	2	ND

2018 HIGHLIGHTS

- Earned his first victory of the year, throwing an effective 4.1 innings against Kent State (March 11) and not giving up a run.
- The 4.1 innings against the Golden Flashes ended up being a career long.
- Got the win and a home run in the 10-9 win in 10 innings over ULM (April 3), a feat that hadn't been accomplished since Brett Eibner in 2010.
- Earned his third win of the year with 1.2 hitless innings against No. 4 Texas Tech (April 24) and tied his career-high with four strikeouts.
- Picked up win in game 2 vs. Alabama (April 28), his second in as many outings.

#28 KOLE RAMAGE • FR • RHP • 6-1 • 201

CAREER HIGHS

Category	High	Opponent (Last)	Date
Innings	3.2	at No. 4 Ole Miss	3/30/18
Longest Start	1.2	No. 4 Kentucky	3/17/18
Shortest Start	1.2	No. 4 Kentucky	3/17/18
Longest Relief	3.2	at No. 4 Ole Miss	3/30/18
Hits	3	2x (Grambling St.)	4/10/18
Runs	5	ULM	4/3/18
Earned Runs	2	3x (Alabama)	4/29/18
Walks	2	3x (Alabama)	4/29/18
Strikeouts	5	2x (Grambling St.)	4/10/18

RAMAGE'S CAREER APPEARANCES

Kole Ramage 2018 Game-By-Game (Freshman)
(15 Appearances, 1 Start)

Date	Opponent	IP	H	R-ER	BB	K	Result
2/16/18	Bucknell	2.0	1	0-0	0	4	ND
2/25/18	at San Diego	1.0	3	3-2	1	0	ND
3/1/18	Dayton	2.0	2	0-0	0	3	ND
3/9/18	Kent State	2.0	2	1-1	0	4	ND
3/11/18	Kent State	0.0	1	1-0	1	0	ND
3/14/18	Texas	2.2	2	0-0	2	3	ND
3/17/18	No. 4 Kentucky*	1.2	2	4-1	1	2	ND
3/21/18	at Charlotte	1.0	2	1-1	0	1	L, 0-1
3/30/18	at No. 4 Ole Miss	3.2	0	0-0	0	5	ND
4/3/18	ULM	1.1	1	5-1	2	1	ND
4/10/18	Grambling St.	2.2	3	4-0	1	5	ND
4/12/18	South Carolina	0.1	1	0-0	0	1	ND
4/17/18	Missouri St.	1.2	0	0-0	0	2	W, 1-1
4/21/18	at Mississippi St.	0.1	1	0-0	0	1	ND
4/29/18	Alabama	0.2	0	3-2	2	2	ND
TOTALS	15 G, 1 GS	21.1	18	17-7	8	32	1-1

#46 BARRETT LOSEKE • JR • RHP • 6-0 • 180

CAREER HIGHS

Category	High	Opponent (Last)	Date
Innings	4.2	2x (No. 4 Texas Tech)	4/24/18
Longest Start	4.0	2x (at S. Carolina)	3/19/16
Shortest Start	1.0	at Ole Miss	4/10/16
Longest Relief	4.2	2x (No. 4 Texas Tech)	4/24/18
Hits	4	3x (at San Diego)	2/25/18
Runs	3	5x (Missouri State)	6/4/17
Earned Runs	3	4x (Memphis)	4/18/17
Walks	3	5x (Alabama)	4/29/18
Strikeouts	10	No. 4 Texas Tech	4/24/18

LOSEKE'S CAREER APPEARANCES

Barrett Loseke 2018 Game-By-Game (Junior)
(13 Appearances, 2 Starts)

Date	Opponent	IP	H	R-ER	BB	K	Result
2/16/18	Bucknell	1.0	0	0-0	0	2	ND
2/25/18	at San Diego*	2.2	4	2-2	0	2	ND
3/4/18	USC	0.0	1	2-2	1	0	ND
3/14/18	Texas	0.1	2	1-1	1	1	ND
3/21/18	at Charlotte*	3.0	0	0-0	1	8	ND
3/27/18	at Memphis	4.1	2	1-1	1	2	ND
3/31/18	at No. 4 Ole Miss	1.0	2	2-2	2	1	ND
4/3/18	ULM	2.0	0	0-0	2	5	ND
4/7/18	No. 13 Auburn	2.0	1	0-0	2	1	ND
4/12/18	South Carolina	2.0	2	2-2	1	2	L, 0-1
4/24/18	#4 Texas Tech	4.2	0	0-0	0	10	S, 1
4/28/18	Alabama	1.1	1	0-0	1	2	S, 2
4/29/18	Alabama	2.1	1	0-0	3	5	W, 1-1
TOTALS	13 G, 2 GS	26.2	16	10-10	15	341	1-1 (2 SV)

Barrett Loseke 2017 Game-By-Game (Sophomore)
(15 Appearances, 2 Starts)

Date	Opponent	IP	H	R-ER	BB	K	Result
2/19/17	Miami (Ohio)	1.0	0	0-0	2	2	ND
2/26/17	Bryant	2.1	4	3-3	2	3	ND
3/1/17	at Louisiana Tech	4.0	1	0-0	1	7	W, 1-0
3/10/17	Rhode Island	4.2	3	0-0	0	3	W, 2-0
3/18/17	Mississippi St.	0.0	0	0-0	1	0	ND
3/22/17	New Orleans	3.1	1	0-0	1	4	W, 3-0
3/26/17	at #18 Missouri	0.1	3	2-2	1	0	ND
4/5/17	Grand Canyon*	2.0	0	0-0	2	2	ND
4/7/17	#13 LSU	1.0	3	0-0	0	1	ND
4/11/17	at Missouri State	1.0	1	2-2	1	1	ND
4/13/17	Georgia	1.2	0	0-0	1	2	ND
4/18/17	Memphis*	3.0	3	3-3	3	2	ND
4/23/17	at #10 Auburn	0.1	1	0-0	0	0	ND
4/25/17	vs. Kansas State	0.1	1	2-2	1	0	ND
6/4/17	Missouri State	0.2	2	3-0	1	1	ND
TOTALS	15 G, 2 GS	25.2	23	15-12	17	28	3-0

Barrett Loseke 2016 Game-By-Game (Freshman)
(17 Appearances, 6 Starts)

Date	Opponent	IP	H	R-ER	BB	K	Result
2/20/16	Central Michigan	0.1	1	0-0	0	0	ND
2/23/16	Mississippi Valley St.	2.0	1	0-0	0	3	ND
2/28/16	vs. #23 Texas Tech	1.1	2	0-0	3	3	ND
3/9/16	Gonzaga	3.0	1	0-0	1	1	ND
3/13/16	Western Illinois*	4.0	1	0-0	1	4	W, 1-0
3/19/16	at #12 South Carolina*	4.0	3	2-2	3	3	ND
3/27/16	Auburn*	2.2	4	1-1	1	2	ND
4/3/16	Missouri*	3.1	2	3-3	1	4	L, 1-1
4/10/16	at #14 Ole Miss*	1.0	2	3-3	2	3	L, 1-2
4/12/16	ULM	1.0	1	0-0	0	1	ND
4/16/16	#2 Florida	0.2	0	0-0	3	2	ND
4/26/16	#18 Oklahoma St.	1.0	0	0-0	1	0	ND
4/30/16	#2 Texas A&M-2	3.2	2	0-0	0	4	ND
5/6/16	at #13 LSU	0.0	0	0-0	2	0	ND
5/8/16	at #13 LSU	1.2	1	0-0	1	2	ND
5/17	Missouri St.*	2.0	2	2-2	1	1	L, 1-3
5/20/16	at #4 Mississippi St.	1.0	1	0-0	0	2	ND
TOTALS	17 G, 6 GS	32.2	24	11-11	20	35	1-3

2018 HIGHLIGHTS

- Made his first start of the year at San Diego, throwing 2.2 innings and allowing two runs on four hits with two strikeouts.
- Has started at least one game every year since 2016.
- Struck out a career-high eight batters at Charlotte (March 21) out of a possible nine batters faced.
- Recorded his second-straight outing of three innings or more by throwing 4.1 innings out of the bullpen against Memphis (March 27).
- Threw 4.2 perfect innings against No. 4 Texas Tech (April 24), striking out a career-high 10 batters.
- Has only allowed two earned runs in his last 12.0 innings.
- Picked up second save in as many appearances with a scoreless 1.1 innings against Alabama (April 28), striking out two.

Pitchers

#34 JAKE REINDL • JR • RHP • 6-1 • 200

CAREER HIGHS

Category	High	Opponent (Last)	Date
Innings	7.0	No. 13 Auburn	4/8/18
Longest Start	2.2	at Memphis	3/27/18
Shortest Start	2.2	at Memphis	3/27/18
Longest Relief	7.0	No. 13 Auburn	4/8/18
Hits	6	2x (at Memphis)	3/27/18
Runs	5	at Memphis	3/27/18
Earned Runs	4	at Memphis	3/27/18
Walks	3	2x (No. 4 Kentucky)	3/16/18
Strikeouts	9	No. 13 Auburn	4/8/18

REINDL'S CAREER APPEARANCES

Jake Reindl 2018 Game-By-Game (Junior)
(15 Appearances, 1 Starts)

Date	Opponent	IP	H	R-ER	BB	K	Result
2/18/18	Bucknell	1.0	1	0-0	0	1	S, 1
2/23/18	vs. Cal Poly	2.0	2	1-1	1	1	L, 0-1
3/4/18	USC	3.0	4	3-2	0	4	ND
3/9/18	Kent State	2.1	2	1-1	1	3	ND
3/14/18	Texas	0.1	3	2-2	0	0	ND
3/16/18	No. 4 Kentucky	1.2	2	0-0	3	2	W, 1-1
3/21/18	at Charlotte	0.0	1	2-0	0	0	ND
3/27/18	at Memphis*	2.2	6	5-4	1	5	ND
4/3/18	ULM	3.0	3	0-0	0	3	ND
4/8/18	No. 13 Auburn	7.0	1	1-1	2	9	W, 2-1
4/17/18	Missouri St.	4.0	1	0-0	1	7	ND
4/20/18	at Mississippi St.	0.1	1	0-0	0	0	ND
4/21/18	at Mississippi St.	2.1	3	1-1	0	2	ND
4/27/18	Alabama	3.0	3	0-0	0	4	S, 3
4/29/18	Alabama	1.2	1	0-0	1	3	S, 4
TOTALS	15 G, 1 GS	35.0	34	15-12	10	44	2-1 (4 SV)

Jake Reindl 2017 Game-By-Game (Sophomore)
(24 Appearances, 0 Starts)

Date	Opponent	IP	H	R-ER	BB	K	Result
2/17/17	Miami (Ohio)	3.0	2	0-0	0	3	ND
2/24/17	Bryant	0.1	1	2-2	1	0	ND
3/1/17	at Louisiana Tech	2.0	3	0-0	0	2	ND
3/5/17	vs. #14 Oklahoma St.	0.0	0	0-0	1	0	ND
3/14/17	Alcorn State	2.1	4	1-1	1	1	ND
3/22/17	New Orleans	0.2	2	1-1	1	1	ND
3/25/17	at #18 Missouri	2.2	2	0-0	0	4	ND
4/1/17	at Alabama	2.2	0	0-0	0	5	ND
4/4/17	Grand Canyon	2.1	0	0-0	0	1	ND
4/9/17	#13 LSU	5.2	2	1-1	0	5	ND
4/14/17	Georgia	2.0	1	0-0	2	1	W, 1-0
4/18/17	Memphis	1.2	3	4-4	0	0	ND
4/22/17	at #10 Auburn	3.0	2	0-0	1	6	S, 1
4/25/17	vs. Kansas State	1.1	1	0-0	1	1	ND
4/28/17	Ole Miss	6.1	6	1-1	3	5	W, 2-0
5/4/17	at Tennessee	0.1	2	2-0	1	0	L, 2-1
5/12/17	#25 Vanderbilt	0.0	0	0-0	1	0	ND
5/14/17	#25 Vanderbilt	4.1	3	0-0	0	6	S, 2
5/18/17	at No. 22 Texas A&M	2.0	1	1-1	1	2	W, 3-1
5/25/17	vs. Mississippi St.	1.0	1	1-0	1	1	ND
5/26/17	vs. Mississippi St.	2.1	0	0-0	0	1	ND
6/3/17	Missouri State	1.0	0	0-0	1	0	ND
6/4/17	Oral Roberts	2.1	0	0-0	0	3	S, 3
6/4/17	Missouri State	1.1	3	2-2	0	1	W, 4-1
TOTALS	24 G, 0 GS	50.2	39	16-13	16	49	4-1 (3 SV)

Jake Reindl 2016 Game-By-Game (Freshman)
(6 Appearances, 0 Starts)

Date	Opponent	IP	H	R-ER	BB	K	Result
2/24/16	Mississippi Valley St.	1.0	0	0-0	0	2	ND
3/9/16	Gonzaga	0.1	2	2-2	0	0	ND
3/15/16	Grambling St.	1.0	1	0-0	0	0	ND
a5/17/16	Missouri St.	1.0	1	0-0	0	1	ND
5/19/16	at #4 Mississippi St.	0.2	0	0-0	0	1	ND

#99 JACKSON RUTLEDGE • FR • RHP • 6-8 • 258

SEASON HIGHS

Category	High	Opponent (Last)	Date
Innings	3.0	2x (ULM)	4/3/18
Longest Start	3.0	ULM	4/3/18
Shortest Start	3.0	ULM	4/3/18
Longest Relief	3.0	USC	3/2/18
Hits	4	No. 4 Texas Tech	4/24/18
Runs	4	ULM	4/3/18
Earned Runs	3	ULM	4/3/18
Walks	2	2x (Alabama)	4/29/18
Strikeouts	4	Bucknell	2/18/18

RUTLEDGE'S CAREER APPEARANCES

Jackson Rutledge 2018 Game-By-Game (Freshman)
(12 Appearances, 2 Starts)

Date	Opponent	IP	H	R-ER	BB	K	Result
2/18/18	Bucknell	2.0	1	0-0	1	4	ND
2/23/18	vs. Cal Poly	0.2	0	2-0	1	0	ND
3/2/18	USC	3.0	1	0-0	1	2	S, 1
3/4/18	USC	1.0	0	0-0	1	0	W, 1-0
3/21/18	at Charlotte	1.0	1	0-0	0	0	ND
3/23/18	at #2 Florida	0.1	1	0-0	0	0	ND
3/27/18	at Memphis	1.1	1	0-0	1	2	W, 2-0
3/31/18	at #4 Ole Miss	0.1	1	1-0	1	0	ND
4/3/18	ULM*	3.0	2	4-3	2	2	ND
4/10/18	Grambling St.	0.1	1	0-0	0	1	W, 3-0
4/24/18	#4 Texas Tech*	2.2	4	1-1	1	3	ND
4/29/18	Alabama	0.0	0	2-2	2	0	ND
TOTALS	12 G, 1 GS	15.2	13	10-6	11	14	3-0 (1 SV)

2018 HIGHLIGHTS

- Made his collegiate debut against Bucknell (Feb. 18), striking out a team-high four over two innings.
- Picked up his first collegiate save against USC (March 2), going the final three innings with just one hit allowed and one walk.
- Also earned his first win in the series finale against USC (March 4), pitching a scoreless top half of the eighth, allowing his teammates to get the walk-off hit in the bottom half.
- Made his first start against ULM (April 3), going three innings with two hits and four runs allowed.

Pitchers

#57 CODY SCROGGINS • R-SO • RHP • 6-0 • 190

CAREER HIGHS

Category	High	Opponent (Last)	Date
Innings	2.0	ULM	4/4/18
Longest Start	--	--	--
Shortest Start	--	--	--
Longest Relief	2.0	ULM	4/4/18
Hits	2	at LSU	5/8/16
Runs	1	6x (Alabama)	4/28/18
Earned Runs	1	6x (Alabama)	4/28/18
Walks	2	vs. Arizona	2/21/18
Strikeouts	2	3x (Alabama)	4/28/18

SCROGGINS' CAREER APPEARANCES

Cody Scroggins 2018 Game-By-Game (R-Sophomore)
(9 Appearances, 0 Starts)

Date	Opponent	IP	H	R-ER	BB	K	Result
2/17/18	Bucknell	1.0	0	0-0	0	2	ND
2/21/18	vs. Arizona	0.2	1	0-0	2	2	ND
3/3/18	USC	1.0	0	0-0	0	0	ND
3/9/18	Kent State	0.0	0	1-1	1	0	ND
3/21/18	at Charlotte	0.1	0	1-0	1	1	ND
4/4/18	ULM	2.0	0	0-0	1	2	ND
4/12/18	South Carolina	1.0	0	0-0	0	1	ND
4/21/18	at Mississippi St.	0.2	0	1-1	1	0	ND
4/28/18	Alabama	0.2	1	1-1	1	2	ND
TOTALS	9 G, 0 GS	7.1	2	4-3	7	10	0-0

Cody Scroggins 2017 Game-By-Game (Sophomore)
(3 Appearances, 0 Starts)

Date	Opponent	IP	H	R-ER	BB	K	Result
2/18/17	Miami (Ohio)	1.0	1	0-0	0	1	ND
2/24/17	Bryant	0.0	1	1-1	1	0	ND
3/1/17	at Louisiana Tech	1.1	1	0-0	0	0	ND
TOTALS	3 G, 0 GS	2.1	3	1-1	1	1	0-0

Cody Scroggins 2016 Game-By-Game (Freshman)
(4 Appearances, 0 Starts)

Date	Opponent	IP	H	R-ER	BB	K	Result
4/3/16	Missouri	1.0	0	0-0	0	0	ND
4/8/16	at #14 Ole Miss	1.0	0	0-0	1	1	ND
4/15/16	#2 Florida	1.0	1	1-1	1	0	ND
5/8/16	at #13 LSU	0.1	2	1-1	0	0	ND

2018 HIGHLIGHTS

- Came back from Tommy John surgery in 2017 to full health in 2018.
- Has yet to give up a run in three appearances and 2.2 innings pitched.
- Set career-high with two strikeouts against Bucknell (Feb. 17) and Arizona (Feb. 21).
- Transitioned from infielder to pitcher at tail end of freshman year.
- Has yet to give up more than one hit in three conference outings.

#88 ZEBULON VERMILLION • FR • RHP • 6-4 • 208

SEASON HIGHS

Category	High	Opponent (Last)	Date
Innings	3.0	USC	3/2/18
Longest Start	--	--	--
Shortest Start	--	--	--
Longest Relief	3.0	USC	3/2/18
Hits	1	4x (at Miss. St.)	4/21/18
Runs	2	Bucknell	2/18/18
Earned Runs	1	3x (at Miss. St.)	4/21/18
Walks	1	4x (USC)	3/4/18
Strikeouts	4	Bucknell	2/18/18

VERMILLION'S CAREER APPEARANCES

Zebulon Vermillion 2018 Game-By-Game (Freshman)
(7 Appearances, 0 Starts)

Date	Opponent	IP	H	R-ER	BB	K	Result
2/17/18	Bucknell	1.0	3	2-2	0	1	ND
2/28/18	Dayton	3.0	3	1-0	0	3	S, 1
3/9/18	Kent State-2	1.0	0	0-0	0	1	ND
3/17/18	Kentucky-1	1.0	2	1-1	0	2	ND
3/21/18	at Charlotte	0.2	0	0-0	0	0	ND
3/24/18	at No. 2 Florida	2.1	3	1-1	0	4	ND
4/21/18	at Mississippi St.	0.1	1	1-1	0	0	ND
TOTALS	7 G, 0 GS	9.1	12	6-5	0	11	0-0 (1 SV)

2018 HIGHLIGHTS

- Made his collegiate debut against Bucknell (Feb. 17) throwing one inning and striking out one in the 32-4 victory.
- Earned first collegiate save, closing out the final three innings against Dayton (Feb. 28) with one unearned run allowed.
- Has only given up three earned runs in his last five outings (5.1 innings).

#9 JAX BIGGERS • JR • INF • 5-11 • 180

CAREER HIGHS

Category	High	Opponent (Last)	Date
Hits	4	2x (No. 4 Kentucky)	3/17/18
Runs	3	3x (No. 4 Kentucky)	3/17/18
Doubles	2	2x (No. 4 Kentucky)	3/16/18
Triples	2	vs. Auburn	5/25/17
Home Runs	1	6x (No. 4 Kentucky)	3/17/18
RBI	4	No. 4 Kentucky	3/17/18
Walks	3	Texas	3/14/18
Stolen Bases	2	USC	3/2/18

SEASON HIGHS

Category	High	Opponent (Last)	Date
Hits	4	No. 4 Kentucky	3/17/18
Runs	3	2x (No. 4 Kentucky)	3/17/18
Doubles	2	No. 4 Kentucky	3/16/18
Triples	--	--	--
Home Runs	1	No. 4 Kentucky	3/17/18
RBI	4	No. 4 Kentucky	3/17/18
Walks	3	Texas	3/14/18
Stolen Bases	2	USC	3/2/18

2018 HIGHLIGHTS

- Went 1-for-3 in the season opener against Bucknell (Feb. 16) with a run scored and a walk.
- Has multi-hit games against Bucknell (Feb. 17) and at San Diego State (Feb. 24).
- Drove in two of the three runs in the second inning against San Diego (Feb. 25) on a double to left-center.
- Got the lead-off hit in the bottom of the eighth against USC (March 4) before being driven in on Eric Cole's triple to tie the game.
- Stole two bases for the first time in his Division I career against USC (March 2), making him one of two players to achieve the feat this season.
- Walked a career-high three times against Texas (March 14).
- Hit .558 against Texas and No. 4 Kentucky with two doubles, two home runs, and seven RBIs out of the leadoff spot to be named the SEC Player of the Week.
- Against Kentucky, he totaled three multi-hit games, including one three-hit game and one four-hit game.
- One of three Hogs with a four-hit game this year and is second on the team with seven multi-hit games.
- Went 7-for-9 in the DH with Kentucky with two home runs and six RBIs.
- Hit 4-for-14 (.286) in the Ole Miss series, with two RBIs, two runs scored, and one double.
- Totaled three RBIs in game two of the series with Auburn (April 7) without recording a hit, drawing a walk with the bases-loaded and two sacrifice flies.

#17 LUKE BONFIELD • SR • OF • 6-3 • 205

CAREER HIGHS

Category	High	Opponent (Last)	Date
Hits	3	11x (Alabama)	4/28/18
Runs	4	2x (vs. Nebraska)	3/4/17
Doubles	2	3x (at #10 Auburn)	4/22/17
Triples	1	2x (Missouri State)	4/17/18
Home Runs	1	23x (Alabama)	4/28/18
RBI	5	Miss. Valley St.	2/23/16
Walks	4	at LSU	5/7/16
Stolen Bases	1	at #22 Texas A&M	5/18/17

SEASON HIGHS

Category	High	Opponent (Last)	Date
Hits	3	2x (Alabama)	4/28/18
Runs	3	2x (No. 4 Kentucky)	3/17/18
Doubles	1	8x (No. 13 Auburn)	4/7/18
Triples	1	Missouri State	4/17/18
Home Runs	1	6x (Alabama)	4/28/18
RBI	4	No. 4 Kentucky	3/17/18
Walks	3	USC	3/4/18
Stolen Bases	--	--	--

2018 HIGHLIGHTS

- Hit a three-run home run against Bucknell (Feb. 17) and also scored three runs after reaching via walk twice.
- Tied a career-high with three hits against USC (March 3), part of a 3-for-3 day with one double and one walk.
- Went 3-for-4 with a season-high four RBIs and one home run on the backend of the DH with Kentucky. It's his first three-hit game of the year.
- Finished the Auburn series 3-for-11 (.273), including a two-hit game in game two with two RBIs and a double.
- Hit his first home run since March 17 when he went deep off Casey Mize against Auburn (April 6), just the fifth home run he's allowed this year.
- Legged out his first triple of the season against Missouri State (April 17), second of his career.
- Matched his career-high going 3-for-4 at the plate in game two against Alabama (April 28) with two RBIs and a home run.

#8 ERIC COLE • JR • OF • 5-11 • 195

CAREER HIGHS

Category	High	Opponent (Last)	Date
Hits	4	3x (No. 4 Kentucky)	3/17/18
Runs	3	4x (No. 4 Kentucky)	3/17/18
Doubles	2	2x (Texas)	3/13/18
Triples	1	2x (USC)	3/4/18
Home Runs	1	14x (Alabama)	4/27/18
RBI	4	at Mississippi St.	4/20/18
Walks	3	2x (Kent State)	3/9/18
Stolen Bases	1	9x (USC)	3/3/18

SEASON HIGHS

Category	High	Opponent (Last)	Date
Hits	4	2x (No. 4 Kentucky)	3/17/18
Runs	3	2x (No. 4 Kentucky)	3/17/18
Doubles	2	Texas	3/13/18
Triples	1	USC	3/4/18
Home Runs	1	10x (Alabama)	4/27/18
RBI	3	3x (at No. 4 Ole Miss)	3/31/18
Walks	3	2x (Kent State)	3/9/18
Stolen Bases	1	4x (USC)	3/4/18

2018 HIGHLIGHTS

- Is second on the team with 16 multi-hit games this season and is one of two players with 10 or more home runs this year.
- Went 2-for-5 on Opening Day against Bucknell (Feb. 16) with an RBI and a walk.
- Was a perfect 3-for-3 at the plate in the series finale against Bucknell (Feb. 18), including hitting his first homer of the year.
- Hit the go-ahead home run against San Diego State (Feb. 24) in the sixth inning that eventually led to a 5-2 win over the Aztecs.
- Hit the game-tying RBI-triple against USC (March 4) in the eighth inning, his second triple of his career.
- Tied a career-high with four hits against USC (March 4) with one triple, two RBIs and two runs scored.
- Hit his fourth home run of the year on against Kent State (March 9), matching his entire total from 2017.
- Hit for two doubles in the same game vs. Texas (March 13) for the second time in his career. Finished the game 3-for-5 with a career-high three RBIs.
- Hit .438 in the series with Kentucky. Three of his seven hits were for extra-bases including two home runs.
- Was one of five Razorbacks with two or more homers in the series.
- Tied a career-best with four hits in the final game of the Kentucky series with a double and three runs scored.
- Drove in the tying and game-winning runs against Grambling State (April 10) on a single down the right field line.
- Went 3-for-5 in the series opener against South Carolina (April 12), his seventh game of three hits or more this year.
- Hit his first career grand slam in game one against Mississippi St. (April 20), capping a career-high four-RBI day.
- Went 5-for-13 (.384) at the plate against Alabama, including hitting his 10th home run of the year in game one.

#24 DOMINIC FLETCHER • SO • CF • 5-9 • 188

CAREER HIGHS

Category	High	Opponent (Last)	Date
Hits	3	9x (Alabama)	4/27/18
Runs	3	2x (vs. Florida)	5/27/17
Doubles	1	17x (Alabama)	4/27/18
Triples	1	Memphis	4/18/17
Home Runs	1	20x (Alabama)	4/29/18
RBI	5	Bucknell	2/17/18
Walks	3	at San Diego State	2/24/18
Stolen Bases	1	2x (at San Diego State)	2/24/18

SEASON HIGHS

Category	High	Opponent (Last)	Date
Hits	3	4x (Alabama)	4/27/18
Runs	2	5x (No. 13 Auburn)	4/7/18
Doubles	1	12x (Alabama)	4/27/18
Triples	--	--	--
Home Runs	1	6x (Alabama)	4/29/18
RBI	5	Bucknell	2/17/18
Walks	3	at San Diego State	2/24/18
Stolen Bases	1	at San Diego State	2/24/18

2018 HIGHLIGHTS

- Has started 40 of 42 games this season, all in centerfield.
- Went 2-for-4 with a career-high five RBIs, one home run, and one double against Bucknell (Feb. 17).
- Hit the game-tying home run against Cal Poly (Feb. 23) in the bottom of the seventh inning for his second home run of the year.
- Hit the pinch-hit walk-off single against USC (March 4) to help Arkansas claim the series over the Trojans.
- Was one of just two players with two or more hits against Charlotte on March 21.
- Was the only player against Grambling State (April 10) to record a multi-hit game, going 3-for-4 with a run scored and an RBI.
- Since conference play started, has at least one hit in 21 of 25 games and has only gone hitless in three SEC games.
- Currently has the second-best average on the team in conference games, going .362 at the plate in 18 games with eight extra-base hits.
- Had the go-ahead home run in the fifth inning against Alabama to complete a three-run comeback, his second home run of the weekend.
- Finished the series with Alabama 5-for-12 (.417) with two home runs and five RBIs.
- Nearly matched his career-high RBI total after driving in four in game three against Alabama (April 29) to help with the series sweep.

#3 JARED GATES • SR • INF • 6-0 • 190

CAREER HIGHS

Category	High	Opponent (Last)	Date
Hits	3	2x (#13 LSU)	4/7/17
Runs	2	4x (Bucknell)	2/17/18
Doubles	1	8x (at Mississippi St.)	4/21/18
Triples	--	--	--
Home Runs	1	9x (at No. 2 Florida)	3/25/18
RBI	4	Bucknell	2/17/18
Walks	3	Bucknell	2/16/18
Stolen Bases	--	--	--

SEASON HIGHS

Category	High	Opponent (Last)	Date
Hits	2	4x (at Mississippi St.)	4/21/18
Runs	2	2x (Bucknell)	2/17/18
Doubles	1	5x (at Mississippi St.)	4/21/18
Triples	--	--	--
Home Runs	1	3x (at No. 2 Florida)	3/25/18
RBI	4	Bucknell	2/17/18
Walks	3	Bucknell	2/16/18
Stolen Bases	--	--	--

2018 HIGHLIGHTS

- Went a perfect 2-for-2 at the plate with a career-high four RBIs against Bucknell (Feb. 17), hitting a double and a home run.
- Had one hit on Opening Day against Bucknell (Feb. 16), but walked a team-high three times.
- Went 3-for-6 (.500) in Dayton series with multi-RBI performances in both games, while also hitting his second home run of the year.
- Teamed with Evan Lee to hit back-to-back home runs against Florida (March 25), his third homer of the year.

#33 GRANT KOCH • JR • C • 6-0 • 205

CAREER HIGHS

Category	High	Opponent (Last)	Date
Hits	4	Bryant	2/26/17
Runs	3	2x (vs. Nebraska)	3/4/17
Doubles	2	3x (Alcorn State)	3/15/17
Triples	1	2x (Bryant)	2/24/17
Home Runs	2	No. 4 Kentucky	3/16/18
RBI	4	No. 4 Kentucky	3/16/18
Walks	3	2x (Kent State)	3/11/18
Stolen Bases	1	4x (Alabama)	4/29/18

SEASON HIGHS

Category	High	Opponent (Last)	Date
Hits	2	9x (Alabama)	4/29/18
Runs	2	6x (Alabama)	4/29/18
Doubles	1	4x (No. 4 Texas Tech)	4/24/18
Triples	--	--	--
Home Runs	2	No. 4 Kentucky	3/16/18
RBI	4	No. 4 Kentucky	3/16/18
Walks	3	2x (Kent State)	3/11/18
Stolen Bases	1	4x (Alabama)	4/29/18

2018 HIGHLIGHTS

- Posted a three-RBI game against Bucknell (Feb. 17), including his first home run of the season.
- One of seven Razorbacks with a three or more-RBI game under his belt this season.
- Notched his first multi-hit game of the season against USC (March 4).
- Had an eight-game hitting streak snapped on Wednesday against Texas (March 14). It was the third-longest streak on the team.
- Hitting .385 during his hitting streak with three multi-hit games, two against USC, and two extra-base hits.
- Hit his second home run of the year in game one of a doubleheader with Kent State (March 9).
- Posted his first multi-home run game of his career on March 16 vs. Kentucky, part of a 2-for-4 game with a career-high tying four RBIs.
- Hit his sixth home run of the year on March 31 against Ole Miss, a three-run shot.

#18 HESTON KJERSTAD • FR • LF • 6-3 • 203

SEASON HIGHS

Category	High	Opponent (Last)	Date
Hits	3	6x (Missouri State)	4/17/18
Runs	3	3x (at No. 2 Florida)	3/23/18
Doubles	2	at No. 2 Florida	3/25/18
Triples	--	--	--
Home Runs	2	at Charlotte	3/21/18
RBI's	4	2x (Missouri State)	4/17/18
Walks	2	2x (Kent State)	3/11/18
Stolen Bases	1	2x (at Mississippi St.)	4/21/18

2018 HIGHLIGHTS

- Started all three games in LF against Bucknell and led all Razorback hitters with a .667 average.
- Tallied his first collegiate three-hit game on Opening Day.
- Followed it up with a multi-RBI game on Saturday, part of a 2-for-2 day.
- Hit his first collegiate home run against Arizona in the fifth inning of a 1-0 victory.
- Tallied a season-high four RBI's against Dayton (March 1) as part of a 1-for-4 day with a home run and a sacrifice fly.
- Notched at least one hit in every game of the USC series.
- Hit the game-tying two-RBI two out double in the sixth inning to help Arkansas complete a three-run comeback over Kent State (March 11). Currently has at least one hit in all but five games this year.
- Notched outfield assists against Bucknell (Feb. 18) and USC (March 3).
- Was responsible for all three of Arkansas' runs in the 6-3 loss to Charlotte (March 21), hitting two home runs.
- Went 9-for-16 (.563) leading all Razorbacks against Charlotte and Florida with six extra-base hits, including three home runs. He slugged a staggering 1.313 and struck out just two times.
- Had the walk-off single to defeat Auburn (April 8), finishing off the sweep of the Tigers and was just his second hit of the series.
- Tied a season-high four RBI's in a 3-for-4 game against Missouri State (April 17), including hitting his ninth home run to lead off the 5th inning.

#15 CASEY MARTIN • FR • INF • 5-11 • 179

SEASON HIGHS

Category	High	Opponent (Last)	Date
Hits	4	Bucknell	2/17/18
Runs	3	2x (Texas)	3/14/18
Doubles	1	7x (Missouri St.)	4/17/18
Triples	--	--	--
Home Runs	2	Dayton	2/28/18
RBI's	6	Dayton	2/28/18
Walks	3	ULM	4/3/18
Stolen Bases	2	Dayton	3/1/18

2018 HIGHLIGHTS

- Notched a five-RBI game in his second appearance of the year, going 4-for-6 against Bucknell with a home run, a double, and three runs scored.
- Topped that with a six-RBI game against Dayton (Feb. 28), hitting two home runs in the process.
- Named SEC Freshman of the Week after hitting .444 against Dayton and USC, leading all Razorback hitters.
- Hit .417 in the series against Kent State, notching five hits with two doubles, one home run, and three RBI's.
- Hit .350 on the week against Texas and Kentucky with three home runs and seven RBI's.
- Going into the second week of conference play, Martin led the team with a .393 average with seven home runs and 22 RBI's.
- Had his 13-game hitting streak snapped on at Charlotte. Was hitting .367 during the streak dating back to March 1 and had driven in 11 RBI's during that same span.
- Went 2-for-3 with four runs driven in against Missouri State (April 17), three from a home run to help Arkansas complete a four-run comeback.
- Two of his four hits in the Alabama series were home runs. Currently is tied for the lead on the team with 10 home runs for the year.

#20 CARSON SHADDY • R-SR • 2B • 5-11 • 185

CAREER HIGHS

Category	High	Opponent (Last)	Date
Hits	3	14x (at No. 4 Ole Miss)	3/29/18
Runs	3	3x (No. 4 Kentucky)	3/17/18
Doubles	3	vs. Nebraska	3/4/17
Triples	1	5x (Dayton)	3/1/18
Home Runs	2	2x (No. 4 Kentucky)	3/17/18
RBI	6	Grambling St.	3/15/16
Walks	2	12x (at No. 4 Ole Miss)	3/30/18
Stolen Bases	2	at Ole Miss	4/8/16

SEASON HIGHS

Category	High	Opponent (Last)	Date
Hits	3	4x (at No. 4 Ole Miss)	3/29/18
Runs	3	No. 4 Kentucky	3/17/18
Doubles	1	8x (at Mississippi St.)	4/20/18
Triples	1	Dayton	3/1/18
Home Runs	2	No. 4 Kentucky	3/17/18
RBI	4	2x (Bucknell)	2/17/18
Walks	2	3x (at No. 4 Ole Miss)	3/30/18
Stolen Bases	1	3x (at No. 4 Ole Miss)	3/29/18

2018 HIGHLIGHTS

- Opened the season with two-straight four-RBI games against Bucknell (Feb. 16-17), including a two-hit game in game two of the series.
- Hit a home run and walked twice in both games as well.
- Went 2-for-4 against Cal Poly (Feb. 23), his second multi-hit game of the year.
- Earned SEC Player of the Week honors after plating nine RBIs in 12 plate appearances during opening weekend.
- Went 7-for-13 (.538) against Kentucky including two games with three hits or more.
- Tallied his second multi-home run game of his career on the backend of the doubleheader with Kentucky. Finished the game 3-for-4 with three runs scored and one double.
- Hit a home run in back-to-back games for the second time this year after going deep in both games of the DH vs. South Carolina (April 14).

#13 JORDAN MCFARLAND • SO • INF • 6-3 • 225

CAREER HIGHS

Category	High	Opponent (Last)	Date
Hits	3	2x (Alabama)	4/29/18
Runs	5	Bucknell	2/17/18
Doubles	1	3x (at No. 4 Ole Miss)	3/30/18
Triples	--	--	--
Home Runs	2	Kent State	3/11/18
RBI	5	Kent State	3/11/18
Walks	3	No. 13 Auburn	4/7/18
Stolen Bases	1	2x (Alabama)	4/28/18

SEASON HIGHS

Category	High	Opponent (Last)	Date
Hits	3	Alabama	4/29/18
Runs	5	Bucknell	2/17/18
Doubles	1	3x (at No. 4 Ole Miss)	3/30/18
Triples	--	--	--
Home Runs	2	Kent State	3/11/18
RBI	5	Kent State	3/11/18
Walks	3	No. 13 Auburn	4/7/18
Stolen Bases	1	Alabama	4/28/18

2018 HIGHLIGHTS

- Came off the bench in the fifth inning for an injured Jared Gates and went on to go 2-for-3 with two home runs, including a grand slam against Kent State (March 11).
- Went on a hot streak for the next week, hitting .414 with 11 RBIs and eight runs scored over an eight-game span.
- Tallied two multi-hit games against Texas (March 13-14), including a four-RBI day on March 14 in the 7-5 win.

Individual Game-By-Game

2018 Arkansas Baseball
Individual Game-by-Game for Arkansas (as of May 03, 2018)

#15 Casey Martin - 43 games (All games)

Date	Opponent	Pos	AB	R	H	RBI	2B	3B	HR	BB	SB	CS	HBP	SAC	SF	GDP	K	PO	A	E	Avg
Feb 16	BUCKNELL	*2b	1	0	0	0	0	0	0	0	0	0	1	0	0	0	0	1	1	1	.000
Feb 17	BUCKNELL	*3b/of	6	3	4	5	1	0	1	0	1	0	0	0	1	0	0	2	0	0	.571
Feb 21	vs Arizona	pr	0	0	0	0	0	0	0	1	0	0	0	0	0	0	0	0	0	0	.571
Feb 23	vs Cal Poly	pr	0	0	0	0	0	0	0	0	0	0	0	0	0	0	0	0	0	0	.571
Feb 24	at San Diego State	*3b	2	1	0	0	0	0	0	1	0	0	0	1	0	0	1	1	0	0	.444
Feb 25	at San Diego	*3b	2	0	0	0	0	0	0	1	0	0	0	1	0	0	1	0	0	0	.364
Feb 28	DAYTON	*2b/3b	5	2	2	6	0	0	2	0	0	0	0	0	0	0	0	1	0	1	.375
Mar 01	DAYTON	*3b	3	1	2	1	0	0	0	0	0	0	0	0	0	0	1	1	0	0	.421
Mar 02	USC	*3b	3	0	1	0	0	0	0	0	0	0	0	0	0	0	1	1	1	0	.409
Mar 03	USC	*3b	3	0	1	0	0	0	0	1	0	0	0	0	0	0	1	2	0	0	.400
Mar 04	USC	*3b	4	2	2	0	1	0	0	0	0	0	0	0	0	0	0	0	0	0	.414
Mar 09	KENT STATE-1	*3b	5	0	2	0	1	0	0	0	0	1	0	0	0	0	2	0	1	0	.412
Mar 09	KENT STATE-2	*3b	3	1	1	1	0	0	0	1	0	0	0	0	0	0	1	1	4	0	.405
Mar 11	KENT STATE	*3b	4	2	2	2	1	0	1	1	0	0	0	0	0	0	2	0	1	1	.415
Mar 13	TEXAS	*3b	4	1	1	3	0	0	1	0	0	0	0	0	0	0	1	1	1	0	.400
Mar 14	TEXAS	*3b	3	3	2	2	0	0	1	1	0	0	0	0	0	0	0	0	3	0	.417
Mar 16	KENTUCKY	*3b	4	2	1	0	0	0	0	1	0	0	0	0	0	0	0	0	1	0	.404
Mar 17	KENTUCKY-1	*3b	5	1	2	0	0	0	0	0	0	0	0	0	0	0	3	1	0	0	.404
Mar 17	KENTUCKY-2	*3b	4	1	1	2	0	0	1	1	0	0	0	1	0	0	2	0	3	0	.393
Mar 21	at Charlotte	*2b/3b	4	0	0	0	0	0	0	0	0	0	0	0	0	0	2	1	2	0	.369
Mar 23	at Florida	*3b	3	0	0	0	0	0	0	1	0	0	0	0	0	0	2	0	0	0	.353
Mar 24	at Florida	*3b	3	0	0	0	0	0	0	1	0	0	0	0	0	0	0	0	2	0	.338
Mar 25	at Florida	ph/3b	2	0	1	0	0	0	0	0	0	0	0	0	0	0	0	2	2	0	.342
Mar 27	at Memphis	*3b	5	0	2	3	0	0	0	0	0	0	0	0	0	0	1	2	2	0	.346
Mar 29	at Ole Miss	*3b	4	0	2	1	0	0	0	1	0	0	0	0	0	0	1	0	2	0	.354
Mar 30	at Ole Miss	*3b	5	1	2	0	0	0	0	0	0	0	0	0	0	0	1	1	4	1	.356
Mar 31	at Ole Miss	*3b	5	0	1	0	0	0	0	0	0	0	0	0	0	0	0	3	1	0	.348
Apr 03	ULM	*3b	3	2	0	0	0	0	0	3	0	0	0	0	0	0	0	1	0	1	.337
Apr 04	ULM	*3b	3	0	0	0	0	0	0	0	0	0	1	0	0	0	2	0	1	0	.327
Apr 06	AUBURN	*3b	4	0	1	0	0	0	0	0	0	0	0	0	0	0	2	1	1	0	.324
Apr 07	AUBURN	*3b	3	0	1	1	0	0	0	1	0	0	0	0	0	0	0	0	0	0	.324
Apr 08	AUBURN	*3b	3	1	1	1	1	0	0	1	0	0	0	0	0	0	1	1	0	0	.324
Apr 10	GRAMBLING STATE	ph/3b	3	1	1	0	0	0	0	0	0	0	0	0	0	0	0	0	1	0	.324
Apr 12	SOUTH CAROLINA	*3b	5	0	2	0	1	0	0	0	0	0	0	0	0	1	1	0	1	0	.328
Apr 14	SOUTH CAROLINA-1	*3b	3	0	1	0	0	0	0	0	0	0	0	0	0	0	0	0	1	0	.328
Apr 14	SOUTH CAROLINA-2	*3b	2	0	0	0	0	0	0	1	0	0	0	0	0	0	1	0	1	0	.322
Apr 17	MISSOURI STATE	*3b	3	2	2	4	1	0	1	1	0	0	1	0	0	0	0	0	1	0	.331
Apr 20	at Mississippi State	*3b	4	1	1	0	0	0	0	1	0	0	0	0	0	0	2	0	3	0	.328
Apr 21	at Mississippi State-1	*3b	5	0	3	0	0	0	0	0	1	0	0	0	0	0	1	1	1	1	.338
Apr 21	at Mississippi State-2	*3b/2b	5	1	1	1	0	0	0	0	0	0	0	0	0	0	2	1	0	0	.333
Apr 27	ALABAMA	*2b	4	1	2	2	0	0	1	0	0	0	0	0	0	0	1	2	3	0	.338
Apr 28	ALABAMA	*2b	2	0	0	1	0	0	0	2	0	0	0	0	0	0	0	2	1	0	.333
Apr 29	ALABAMA	*2b	5	1	2	1	0	0	1	0	0	0	0	0	0	0	1	2	2	1	.336
Totals		38gs	149	31	50	37	7	0	10	22	4	1	3	3	1	1	37	31	49	6	.336

On base pct. .429 • Slugging pct. .584

#12 Casey Opitz - 14 games (All games)

Date	Opponent	Pos	AB	R	H	RBI	2B	3B	HR	BB	SB	CS	HBP	SAC	SF	GDP	K	PO	A	E	Avg
Feb 16	BUCKNELL	c/of	1	0	0	0	0	0	0	1	0	0	0	0	0	0	0	5	0	0	.000
Feb 17	BUCKNELL	c/of	3	0	0	0	0	0	0	0	0	0	0	0	0	0	1	5	0	0	.000
Feb 25	at San Diego	*c	3	2	2	1	1	0	0	0	0	0	0	0	0	0	1	6	0	1	.286
Feb 28	DAYTON	pr/of	2	1	0	0	0	0	0	0	0	0	0	0	0	0	1	0	0	0	.222
Mar 01	DAYTON	*c	4	2	2	1	1	0	0	0	0	0	0	0	0	0	1	11	2	0	.308
Mar 04	USC	c	0	0	0	0	0	0	0	0	0	0	0	0	0	0	0	0	0	0	.308
Mar 09	KENT STATE-2	*c	3	0	0	0	0	0	0	0	0	0	1	0	0	0	1	9	2	0	.250
Mar 17	KENTUCKY-1	c	0	0	0	0	0	0	0	0	0	0	0	0	0	0	0	2	0	0	.250
Mar 24	at Florida	c	1	0	0	0	0	0	0	1	0	0	0	0	0	0	1	6	0	0	.235
Mar 27	at Memphis	c	0	0	0	0	0	0	0	0	0	0	0	0	0	0	0	2	0	0	.235
Apr 03	ULM	*c	2	1	1	1	0	0	0	1	0	0	0	1	1	0	0	11	4	0	.263
Apr 07	AUBURN	c	0	0	0	0	0	0	0	0	0	0	0	0	0	0	0	1	0	0	.263
Apr 10	GRAMBLING STATE	*c	2	0	0	0	0	0	0	0	0	0	0	0	0	0	0	9	3	0	.238
Apr 21	at Mississippi State-2	*c	3	0	1	1	0	0	0	0	0	0	0	0	0	0	0	3	7	1	.250
Totals		6gs	24	6	6	4	2	0	0	3	0	0	1	1	1	0	6	70	18	2	.250

On base pct. .345 • Slugging pct. .333

Individual Game-By-Game

2018 Arkansas Baseball
Individual Game-by-Game for Arkansas (as of May 03, 2018)

#20 Carson Shaddy - 37 games (All games)

Date	Opponent	Pos	AB	R	H	RBI	2B	3B	HR	BB	SB	CS	HBP	SAC	SF	GDP	K	PO	A	E	Avg
Feb 16	BUCKNELL	*2b	2	1	1	4	0	0	1	2	0	0	0	0	0	0	1	0	1	0	.500
Feb 17	BUCKNELL	*2b	2	2	2	4	1	0	1	2	0	0	0	0	0	0	0	0	0	0	.750
Feb 18	BUCKNELL	*2b	3	0	1	1	0	0	0	0	0	0	1	0	0	0	1	0	2	0	.571
Feb 21	vs Arizona	*2b	2	0	0	0	0	0	0	1	0	0	0	0	0	0	1	2	3	0	.444
Feb 23	vs Cal Poly	*2b	4	1	2	0	0	0	0	0	0	0	0	0	0	0	2	3	5	0	.462
Feb 24	at San Diego State	*2b	5	0	0	0	0	0	0	0	0	0	0	0	0	0	0	1	2	0	.333
Feb 25	at San Diego	*2b	4	2	1	0	0	0	0	0	0	0	0	0	0	0	1	0	1	0	.318
Feb 28	DAYTON	of	2	0	0	0	0	0	0	0	0	0	0	0	0	0	2	1	0	0	.292
Mar 01	DAYTON	*2b	4	1	1	0	0	1	0	0	0	0	0	0	0	0	1	1	5	0	.286
Mar 02	USC	*2b	2	0	0	0	0	0	0	0	0	0	1	0	0	0	0	1	4	0	.267
Mar 03	USC	*2b	4	0	0	0	0	0	0	0	0	0	0	0	0	0	2	1	7	0	.235
Mar 09	KENT STATE-1	*2b	4	2	3	2	0	0	1	0	1	0	0	0	0	0	1	0	3	0	.289
Mar 09	KENT STATE-2	*2b	4	0	0	0	0	0	0	0	0	0	0	0	0	1	1	3	0	1	.262
Mar 11	KENT STATE	*2b	4	2	1	1	0	0	1	0	0	0	1	0	0	1	0	3	4	0	.261
Mar 13	TEXAS	*2b	4	2	2	0	0	0	0	0	0	0	0	0	0	0	2	2	4	0	.280
Mar 16	KENTUCKY	*2b	4	1	1	0	1	0	0	0	0	0	0	0	0	0	1	1	2	0	.278
Mar 17	KENTUCKY-1	*2b	5	2	3	1	1	0	0	0	0	0	0	0	0	0	1	1	5	0	.305
Mar 17	KENTUCKY-2	*2b	4	3	3	3	1	0	2	1	0	0	0	0	0	0	0	2	1	1	.333
Mar 21	at Charlotte	ph/2b	1	0	0	0	0	0	0	0	0	0	0	1	0	0	1	1	0	0	.328
Mar 23	at Florida	*2b	3	0	1	3	0	0	0	0	1	0	0	0	1	0	2	2	1	0	.328
Mar 24	at Florida	*2b	3	0	1	0	0	0	0	1	0	0	0	0	0	0	2	2	3	0	.329
Mar 25	at Florida	*2b	2	0	1	0	0	0	0	1	0	0	1	0	0	0	0	0	1	0	.333
Mar 27	at Memphis	*2b	5	1	2	3	0	0	0	0	0	1	0	0	0	1	1	2	3	0	.338
Mar 29	at Ole Miss	*2b	4	2	3	2	0	0	1	0	1	0	0	0	0	0	0	2	2	0	.358
Mar 30	at Ole Miss	*2b	2	0	1	1	0	0	0	2	0	1	0	0	0	0	0	2	5	1	.361
Mar 31	at Ole Miss	*2b	4	0	0	0	0	0	0	0	0	0	0	0	0	0	1	2	3	1	.345
Apr 03	ULM	*2b	3	0	2	0	0	0	0	0	0	0	2	0	0	0	0	3	4	1	.356
Apr 06	AUBURN	*2b	3	0	1	0	1	0	0	0	0	0	0	0	0	0	2	0	1	0	.355
Apr 07	AUBURN	*2b	3	1	2	1	1	0	0	0	0	0	0	1	1	0	1	2	3	0	.365
Apr 08	AUBURN	*2b	3	1	1	0	0	0	0	1	0	0	0	0	0	0	1	0	2	0	.364
Apr 10	GRAMBLING STATE	ph/2b	0	2	0	0	0	0	0	2	0	0	0	0	0	0	0	0	1	1	.364
Apr 12	SOUTH CAROLINA	*2b	3	0	1	0	0	0	0	1	0	0	0	0	0	0	1	0	3	0	.363
Apr 14	SOUTH CAROLINA-1	*2b	2	2	1	1	0	0	1	0	0	0	1	0	0	0	1	2	0	0	.365
Apr 14	SOUTH CAROLINA-2	*2b	2	1	1	2	0	0	1	1	0	0	0	0	0	0	1	6	1	0	.368
Apr 17	MISSOURI STATE	*2b	4	1	1	0	1	0	0	1	0	0	0	0	0	0	1	1	1	0	.364
Apr 20	at Mississippi State	*2b	4	0	0	0	0	0	0	0	0	0	0	0	0	0	2	0	1	0	.351
Apr 21	at Mississippi State-1	*2b	4	0	2	0	0	0	0	0	0	0	1	0	0	0	0	1	5	0	.356
Totals		34gs	118	30	42	29	7	1	9	16	3	2	8	2	2	3	34	50	89	6	.356

On base pct. .458 • Slugging pct. .661

#14 Cole Turney - 4 games (All games)

Date	Opponent	Pos	AB	R	H	RBI	2B	3B	HR	BB	SB	CS	HBP	SAC	SF	GDP	K	PO	A	E	Avg
Feb 16	BUCKNELL	ph/dh	2	0	0	0	0	0	0	0	0	0	0	0	0	0	2	0	0	0	.000
Feb 17	BUCKNELL	dh	3	0	0	0	0	0	0	0	0	0	0	0	0	0	3	0	0	0	.000
Feb 28	DAYTON	ph/dh	1	1	0	0	0	0	0	1	0	0	0	0	0	0	0	0	0	0	.000
Mar 13	TEXAS	ph/dh	1	0	0	0	0	0	0	1	1	0	0	0	0	0	1	0	0	0	.000
Totals		0gs	7	1	0	0	0	0	0	2	1	0	0	0	0	0	6	0	0	0	.000

On base pct. .222 • Slugging pct. .000

Individual Game-By-Game

2018 Arkansas Baseball
Individual Game-by-Game for Arkansas (as of May 03, 2018)

#24 Dominic Fletcher - 45 games (All games)

Date	Opponent	Pos	AB	R	H	RBI	2B	3B	HR	BB	SB	CS	HBP	SAC	SF	GDP	K	PO	A	E	Avg
Feb 16	BUCKNELL	*of	5	1	1	0	1	0	0	1	0	0	0	0	0	0	1	4	0	0	.200
Feb 17	BUCKNELL	*of	4	2	2	5	1	0	1	0	0	0	0	0	0	0	1	3	0	0	.333
Feb 18	BUCKNELL	*of	4	1	1	0	0	0	0	0	0	0	0	0	0	0	0	1	0	0	.308
Feb 21	vs Arizona	*of	4	0	0	0	0	0	0	0	0	0	0	0	0	0	2	1	0	0	.235
Feb 23	vs Cal Poly	*of	5	1	1	2	0	0	1	0	0	0	0	0	0	0	1	0	0	0	.227
Feb 24	at San Diego State	*of	1	0	0	1	0	0	0	3	1	0	0	0	1	0	1	1	0	0	.217
Feb 25	at San Diego	*of	5	0	0	0	0	0	0	0	0	0	0	0	0	0	3	3	0	1	.179
Feb 28	DAYTON	*of	4	2	2	2	1	0	0	0	0	0	0	0	0	0	0	1	0	0	.219
Mar 01	DAYTON	*of	4	0	0	0	0	0	0	0	0	0	0	0	0	0	1	1	0	0	.194
Mar 02	USC	*of	4	0	1	0	0	0	0	0	0	0	0	0	0	0	0	0	1	0	.200
Mar 03	USC	*of	3	0	0	0	0	0	0	1	0	0	0	0	0	0	2	4	1	0	.186
Mar 04	USC	ph	1	0	1	1	0	0	0	0	0	0	0	0	0	0	0	0	0	0	.205
Mar 09	KENT STATE-1	*of	4	1	1	0	1	0	0	0	0	0	0	0	0	0	1	2	0	0	.208
Mar 09	KENT STATE-2	*of	4	0	0	0	0	0	0	0	0	0	0	0	0	0	3	3	0	0	.192
Mar 11	KENT STATE	*of	4	1	0	0	0	0	0	1	0	0	0	0	0	0	0	2	0	0	.179
Mar 13	TEXAS	*of	3	0	1	1	0	0	0	1	0	0	0	0	1	0	0	4	0	0	.186
Mar 14	TEXAS	*of	4	1	1	0	0	0	0	0	0	0	0	0	0	0	0	2	0	0	.190
Mar 16	KENTUCKY	*of	5	1	1	1	1	0	0	0	0	0	0	0	0	0	3	3	0	1	.191
Mar 17	KENTUCKY-1	*of	5	1	2	2	0	0	0	0	0	0	0	0	0	0	0	1	0	0	.205
Mar 17	KENTUCKY-2	*of	6	0	1	0	1	0	0	0	0	0	0	0	0	0	1	5	0	1	.203
Mar 21	at Charlotte	*of	3	0	2	0	0	0	0	0	0	0	1	0	0	0	0	1	0	0	.220
Mar 23	at Florida	*of	4	2	2	1	0	0	1	0	0	0	0	0	0	0	0	1	0	0	.233
Mar 24	at Florida	*of	4	0	0	0	0	0	0	0	0	0	0	0	0	0	1	1	0	1	.222
Mar 25	at Florida	*of	4	0	1	1	1	0	0	0	0	0	0	0	1	0	1	3	0	0	.223
Mar 27	at Memphis	*of	4	1	0	0	0	0	0	1	0	0	0	0	0	0	1	0	0	0	.214
Mar 29	at Ole Miss	*of	4	0	1	0	0	0	0	0	0	0	0	0	0	0	1	2	0	0	.216
Mar 30	at Ole Miss	*of	3	1	2	0	0	0	0	1	0	0	0	0	0	0	1	4	0	0	.229
Mar 31	at Ole Miss	*of	4	1	1	1	0	0	1	1	0	0	0	0	0	0	0	4	0	0	.229
Apr 03	ULM	*of	0	0	0	1	0	0	0	0	0	0	1	0	1	0	0	0	0	0	.229
Apr 04	ULM	*of	3	2	1	0	0	0	0	1	0	0	0	0	0	0	0	3	0	0	.232
Apr 06	AUBURN	*of	3	1	1	0	1	0	0	0	0	0	0	0	0	0	1	5	0	0	.235
Apr 07	AUBURN	*of	5	2	3	0	1	0	0	0	0	1	0	0	0	0	0	6	0	0	.250
Apr 08	AUBURN	*of	4	0	1	0	0	0	0	0	0	0	0	0	0	1	0	0	0	0	.250
Apr 10	GRAMBLING STATE	*of	4	1	3	1	1	0	0	0	0	0	0	0	0	0	1	2	0	0	.266
Apr 12	SOUTH CAROLINA	*of	3	0	3	0	0	0	0	0	0	0	0	0	0	0	0	3	0	0	.282
Apr 14	SOUTH CAROLINA-1	*of	2	0	1	0	0	0	0	1	0	0	0	0	0	0	1	4	0	0	.286
Apr 14	SOUTH CAROLINA-2	*of	3	0	0	0	0	0	0	0	0	0	0	0	0	0	0	4	0	0	.279
Apr 17	MISSOURI STATE	*of	4	0	1	1	0	0	0	1	0	0	0	0	0	0	0	1	0	0	.279
Apr 20	at Mississippi State	*of	3	1	1	1	0	0	0	0	0	0	0	0	1	0	1	2	0	0	.280
Apr 21	at Mississippi State-1	*of	3	0	2	0	0	0	0	1	0	0	0	0	0	0	0	3	0	0	.288
Apr 21	at Mississippi State-2	*of	4	1	2	0	1	0	0	0	0	0	0	0	0	0	0	2	0	0	.293
Apr 24	TEXAS TECH	*of	5	0	2	2	0	0	0	0	0	0	0	0	0	0	0	0	0	0	.297
Apr 27	ALABAMA	*of	4	1	3	1	1	0	1	0	0	0	0	0	0	0	0	3	0	0	.308
Apr 28	ALABAMA	*of	4	0	0	0	0	0	0	0	0	0	0	0	0	0	2	1	0	0	.301
Apr 29	ALABAMA	*of	4	2	2	4	0	0	1	0	0	0	0	0	0	0	1	1	0	0	.305
Totals		43gs	167	28	51	29	12	0	6	14	1	1	2	0	5	1	32	97	2	4	.305

On base pct. .356 • Slugging pct. .485

Individual Game-By-Game

2018 Arkansas Baseball
Individual Game-by-Game for Arkansas (as of May 03, 2018)

#8 Eric Cole - 45 games (All games)

Date	Opponent	Pos	AB	R	H	RBI	2B	3B	HR	BB	SB	CS	HBP	SAC	SF	GDP	K	PO	A	E	Avg
Feb 16	BUCKNELL	*of	5	2	2	1	0	0	0	1	0	0	0	0	0	0	1	4	0	0	.400
Feb 17	BUCKNELL	*of/of	2	3	1	0	0	0	0	3	0	0	0	0	0	0	0	2	0	0	.429
Feb 18	BUCKNELL	*of	3	1	3	1	0	0	1	1	1	0	0	0	0	0	0	2	0	0	.600
Feb 21	vs Arizona	*of	4	0	0	0	0	0	0	0	0	0	0	0	0	0	0	3	1	0	.429
Feb 23	vs Cal Poly	*of	4	1	1	0	0	0	0	0	0	0	0	0	0	0	1	1	0	0	.389
Feb 24	at San Diego State	*of	4	1	1	1	0	0	1	1	0	0	0	0	0	0	1	4	0	0	.364
Feb 25	at San Diego	*of	4	0	2	1	0	0	0	1	0	0	0	0	0	0	1	2	0	0	.385
Feb 28	DAYTON	*of	2	1	0	0	0	0	0	1	0	0	0	0	0	0	0	1	0	0	.357
Mar 01	DAYTON	*of/dh	3	2	1	0	0	0	0	1	1	0	0	0	0	0	1	2	0	0	.355
Mar 02	USC	*of	3	1	1	0	0	0	0	1	1	0	0	0	0	0	0	3	0	0	.353
Mar 03	USC	*of	4	1	1	1	0	0	1	0	1	0	0	0	0	1	0	0	0	0	.342
Mar 04	USC	*of	5	2	4	2	0	1	0	0	0	0	0	0	0	0	1	4	0	0	.395
Mar 09	KENT STATE-1	*of	2	1	1	3	0	0	1	3	0	1	0	0	0	0	0	1	0	0	.400
Mar 09	KENT STATE-2	*of	4	1	1	0	0	0	0	0	0	0	0	0	0	0	2	1	0	0	.388
Mar 11	KENT STATE	*of	5	1	1	0	1	0	0	0	0	0	0	0	0	0	1	2	0	0	.370
Mar 13	TEXAS	*of	5	1	3	3	2	0	0	0	0	0	0	0	0	0	1	1	0	0	.390
Mar 14	TEXAS	*of	5	1	1	0	1	0	0	0	0	0	0	0	0	0	2	0	0	0	.375
Mar 16	KENTUCKY	*of	5	1	1	1	0	0	1	0	0	0	0	0	0	0	2	2	0	0	.362
Mar 17	KENTUCKY-1	*of	5	2	2	1	0	0	1	1	0	0	0	0	0	0	1	0	0	0	.365
Mar 17	KENTUCKY-2	*of	6	3	4	1	1	0	0	0	0	0	0	0	0	0	0	1	0	0	.387
Mar 21	at Charlotte	*of	5	0	0	0	0	0	0	0	0	0	0	0	0	0	2	0	0	0	.365
Mar 23	at Florida	*of	5	0	1	0	0	0	0	0	0	0	0	0	0	0	2	1	0	0	.356
Mar 24	at Florida	*of	4	0	1	0	0	0	0	1	0	0	0	0	0	0	1	1	0	0	.351
Mar 25	at Florida	*of	3	1	0	0	0	0	0	2	0	0	0	0	0	0	1	4	0	0	.340
Mar 27	at Memphis	*of	3	1	0	0	0	0	0	1	0	0	1	0	0	0	1	2	0	0	.330
Mar 29	at Ole Miss	*of	5	1	2	0	0	0	0	0	0	0	0	0	0	0	2	3	0	0	.333
Mar 30	at Ole Miss	*of	5	0	3	1	1	0	0	0	0	0	0	0	0	0	1	0	0	0	.345
Mar 31	at Ole Miss	*of	5	1	2	3	0	0	1	0	0	0	0	0	0	0	0	1	0	0	.348
Apr 03	ULM	*of/of	5	2	1	0	0	0	0	1	0	0	0	0	0	1	0	1	0	0	.342
Apr 04	ULM	*of	4	0	2	0	1	0	0	0	0	0	0	0	0	0	0	1	0	0	.347
Apr 06	AUBURN	*of	4	0	0	0	0	0	0	0	0	0	0	0	0	0	1	5	0	0	.336
Apr 07	AUBURN	*of	6	1	3	2	0	0	0	0	0	0	0	0	0	0	1	1	0	0	.343
Apr 08	AUBURN	*of	4	1	2	2	1	0	0	1	0	0	0	0	0	0	0	3	0	0	.348
Apr 10	GRAMBLING STATE	*of	4	0	1	2	0	0	0	1	0	0	0	0	0	0	0	0	0	0	.345
Apr 12	SOUTH CAROLINA	*of	5	1	3	0	0	0	0	0	0	0	0	0	0	0	0	1	0	0	.354
Apr 14	SOUTH CAROLINA-1	*of	2	0	0	0	0	0	0	0	0	0	0	1	0	0	1	2	0	0	.349
Apr 14	SOUTH CAROLINA-2	*of	3	0	0	0	0	0	0	0	0	0	0	0	0	0	0	1	0	0	.342
Apr 17	MISSOURI STATE	*of	3	1	0	0	0	0	0	2	0	0	0	0	0	0	1	2	0	0	.335
Apr 20	at Mississippi State	*of	4	1	1	4	0	0	1	1	0	0	0	0	0	0	1	2	0	0	.333
Apr 21	at Mississippi State-1	*of	5	1	1	1	0	0	1	0	0	0	0	0	0	0	2	2	1	0	.329
Apr 21	at Mississippi State-2	*of	4	1	1	0	0	0	0	1	0	1	0	0	0	0	1	2	0	0	.327
Apr 24	TEXAS TECH	*of	4	2	1	0	0	0	0	0	0	1	0	0	0	0	0	0	0	0	.326
Apr 27	ALABAMA	*of	5	2	2	2	0	0	1	0	0	0	0	0	0	0	0	2	0	0	.328
Apr 28	ALABAMA	*of	3	0	0	1	0	0	0	1	0	0	0	0	1	1	0	1	0	0	.322
Apr 29	ALABAMA	*of	5	1	3	1	1	0	0	0	0	0	0	0	0	0	1	0	0	0	.330
Totals		45gs	185	44	61	35	9	1	10	26	4	2	2	1	1	3	34	73	3	0	.330

On base pct. .416 • Slugging pct. .551

Individual Game-By-Game

2018 Arkansas Baseball
Individual Game-by-Game for Arkansas (as of May 03, 2018)

#27 Evan Lee - 17 games (All games)

Date	Opponent	Pos	AB	R	H	RBI	2B	3B	HR	BB	SB	CS	HBP	SAC	SF	GDP	K	PO	A	E	Avg
Feb 16	BUCKNELL	*1b	1	1	0	1	0	0	0	2	0	0	0	0	1	0	0	3	1	0	.000
Feb 18	BUCKNELL	*1b	2	0	0	0	0	0	0	2	0	0	0	0	0	0	0	9	1	1	.000
Feb 23	vs Cal Poly	*1b	2	0	0	0	0	0	0	1	0	0	0	0	0	0	1	8	1	1	.000
Feb 28	DAYTON	*dh	3	3	3	2	0	0	0	1	0	0	0	0	0	0	0	0	0	0	.375
Mar 04	USC	*dh	2	0	0	0	0	0	0	0	0	0	0	0	0	0	1	0	0	0	.300
Mar 14	TEXAS	*dh	3	1	2	2	1	0	0	0	0	0	0	1	0	0	1	0	0	0	.385
Mar 25	at Florida	*dh	5	1	2	1	0	0	1	0	0	0	0	0	0	0	2	0	0	0	.389
Mar 27	at Memphis	ph	1	0	0	0	0	0	0	0	0	0	0	0	0	0	0	0	0	0	.368
Mar 30	at Ole Miss	*p	0	0	0	0	0	0	0	0	0	0	0	0	0	0	0	0	1	0	.368
Apr 03	ULM	*dh/p	6	1	2	3	0	0	1	0	0	0	0	0	0	0	1	0	0	0	.360
Apr 04	ULM	*dh	4	0	2	1	0	0	0	0	0	0	0	0	0	0	0	0	0	0	.379
Apr 08	AUBURN	ph	1	0	0	0	0	0	0	0	0	0	0	0	0	0	1	0	0	0	.367
Apr 10	GRAMBLING STATE	*dh	5	1	1	0	0	0	0	0	0	0	0	0	0	0	0	0	0	0	.343
Apr 21	at Mississippi State-1	ph	1	1	1	1	0	0	1	1	0	0	0	0	0	0	0	0	0	0	.361
Apr 21	at Mississippi State-2	*dh	3	1	1	0	1	0	0	0	0	0	0	1	0	0	2	0	0	0	.359
Apr 27	ALABAMA	*dh	3	0	0	2	0	0	0	0	0	0	0	0	1	0	0	0	0	0	.333
Apr 29	ALABAMA	p	0	0	0	0	0	0	0	0	0	0	0	0	0	0	0	0	1	0	.333
Totals		13gs	42	10	14	13	2	0	3	7	0	0	0	2	2	0	9	20	5	2	.333

On base pct. .412 • Slugging pct. .595

#27 Evan Lee - 11 appearances (All games)

Date	Opponent	GS	IP	H	R	ER	BB	SO	2B	3B	HR	WP	BK	HBP	IBB	Score	W-L	Sv	ERA	NP
Feb 17	BUCKNELL		1.0	1	1	1	2	0	0	0	0	0	0	0	0	32-4	0-0	0	9.00	28
Feb 25	at San Diego		1.1	2	2	2	1	2	1	0	0	1	0	0	0	6-7	0-1	0	11.57	25
Mar 11	KENT STATE		4.1	2	0	0	0	1	0	0	0	0	0	0	0	11-4	1-1	0	4.05	47
Mar 17	KENTUCKY-2		2.0	5	3	2	0	4	0	0	0	0	0	0	0	16-9	1-1	0	5.19	32
Mar 30	at Ole Miss	*	1.0	4	3	2	1	0	1	0	0	0	0	0	0	4-5	1-2	0	6.52	26
Apr 03	ULM		0.2	1	0	0	0	1	0	0	0	0	0	0	0	10-9	2-2	0	6.10	10
Apr 12	SOUTH CAROLINA		1.2	3	0	0	0	1	1	0	0	0	0	0	0	2-3	2-2	0	5.25	30
Apr 17	MISSOURI STATE		1.0	3	2	2	2	0	1	0	0	0	0	1	0	11-7	2-2	0	6.23	27
Apr 24	TEXAS TECH		1.2	0	0	0	2	4	0	0	0	0	0	0	0	5-1	3-2	0	5.52	35
Apr 28	ALABAMA		2.0	0	0	0	0	1	0	0	0	0	0	0	0	7-4	4-2	0	4.86	26
Apr 29	ALABAMA		0.1	0	0	0	0	0	0	0	0	0	0	0	0	9-7	4-2	0	4.76	-
Totals		1	17.0	21	11	9	8	14	4	0	0	1	0	1	0	113-60	4-2	0	4.76	-

#10 Easton Murrell - 7 games (All games)

Date	Opponent	Pos	AB	R	H	RBI	2B	3B	HR	BB	SB	CS	HBP	SAC	SF	GDP	K	PO	A	E	Avg
Feb 16	BUCKNELL	ph/3b	1	1	0	1	0	0	0	0	0	0	1	0	0	0	0	0	0	1	.000
Feb 17	BUCKNELL	pr/3b	0	2	0	0	0	0	0	3	0	0	0	0	0	0	0	1	0	0	.000
Feb 28	DAYTON	pr/2b	3	0	1	0	0	0	0	0	0	0	0	0	0	0	0	2	3	0	.250
Mar 01	DAYTON	ph/3b	2	0	0	0	0	0	0	0	0	0	0	0	0	1	1	0	0	0	.167
Mar 04	USC	ph/dh	2	0	0	0	0	0	0	0	0	0	0	0	0	0	1	0	0	0	.125
Mar 13	TEXAS	ph/3b	0	1	0	0	0	0	0	0	0	0	1	0	0	0	0	0	2	0	.125
Apr 24	TEXAS TECH	pr	0	0	0	0	0	0	0	0	0	0	0	0	0	0	0	0	0	0	.125
Totals		0gs	8	4	1	1	0	0	0	3	0	0	2	0	0	1	2	3	5	1	.125

On base pct. .462 • Slugging pct. .125

Individual Game-By-Game

2018 Arkansas Baseball
Individual Game-by-Game for Arkansas (as of May 03, 2018)

#33 Grant Koch - 42 games (All games)

Date	Opponent	Pos	AB	R	H	RBI	2B	3B	HR	BB	SB	CS	HBP	SAC	SF	GDP	K	PO	A	E	Avg
Feb 16	BUCKNELL	*c	1	1	0	0	0	0	0	3	0	0	0	0	0	0	0	4	0	0	.000
Feb 17	BUCKNELL	*c	2	2	1	3	0	0	1	1	0	0	0	0	1	0	1	7	0	0	.333
Feb 18	BUCKNELL	*c	4	1	1	0	0	0	0	0	0	0	0	0	0	1	1	9	0	0	.286
Feb 21	vs Arizona	*c	3	0	1	0	0	0	0	1	0	0	0	0	0	0	1	11	0	0	.300
Feb 23	vs Cal Poly	*c	4	0	0	0	0	0	0	0	0	0	0	0	0	0	3	9	0	0	.214
Feb 24	at San Diego State	*c	3	1	0	0	0	0	0	1	0	0	0	0	0	0	1	11	1	0	.176
Feb 25	at San Diego	ph/c	1	0	1	2	0	0	0	0	0	0	0	0	0	0	0	1	0	0	.222
Feb 28	DAYTON	*c	3	0	1	0	0	0	0	0	0	0	0	0	0	0	0	4	0	0	.238
Mar 02	USC	*c	4	0	2	0	0	0	0	0	0	0	0	0	0	0	0	6	2	0	.280
Mar 03	USC	*c	4	0	1	0	0	0	0	0	0	0	0	0	0	0	1	4	1	0	.276
Mar 04	USC	*c	4	1	2	1	1	0	0	0	0	0	0	0	0	0	1	6	0	0	.303
Mar 09	KENT STATE-1	*c	4	1	1	2	0	0	1	0	0	0	0	0	0	0	1	8	3	0	.297
Mar 11	KENT STATE	*c	2	1	1	0	0	0	0	3	1	0	0	0	0	0	0	3	1	0	.308
Mar 13	TEXAS	*c	3	2	2	0	0	0	0	1	0	0	0	0	0	0	1	3	0	0	.333
Mar 14	TEXAS	*c	2	0	0	0	0	0	0	2	0	0	0	0	0	0	0	9	1	0	.318
Mar 16	KENTUCKY	*c	4	2	2	4	0	0	2	1	0	0	0	0	0	0	1	9	1	0	.333
Mar 17	KENTUCKY-1	*c	4	1	2	0	0	0	0	0	0	0	0	0	0	0	0	7	2	0	.346
Mar 17	KENTUCKY-2	*c	5	1	1	2	0	0	0	0	0	0	0	0	0	0	0	10	1	0	.333
Mar 21	at Charlotte	*c	3	0	0	0	0	0	0	1	0	0	0	0	0	0	0	11	1	1	.317
Mar 23	at Florida	*c	4	0	1	0	0	0	0	0	0	0	0	0	0	0	1	14	0	0	.312
Mar 24	at Florida	*c	2	1	1	2	0	0	1	0	0	0	0	0	0	0	0	3	0	0	.318
Mar 25	at Florida	*c	4	0	0	0	0	0	0	1	0	0	0	0	0	0	1	5	1	0	.300
Mar 27	at Memphis	*c	4	0	1	0	0	0	0	1	0	0	0	0	0	0	1	7	2	0	.297
Mar 29	at Ole Miss	*c	4	0	0	1	0	0	0	0	0	0	0	0	1	0	2	11	2	0	.282
Mar 30	at Ole Miss	*c	4	1	1	1	1	0	0	1	0	0	0	0	0	0	1	5	2	0	.280
Mar 31	at Ole Miss	*c	3	2	1	3	0	0	1	1	0	0	0	0	1	0	0	7	0	0	.282
Apr 04	ULM	*c	3	0	0	1	0	0	0	0	0	0	0	0	0	0	1	8	0	0	.273
Apr 06	AUBURN	*c	2	0	1	1	0	0	0	1	0	0	0	0	0	0	0	7	0	0	.278
Apr 07	AUBURN	*c	4	2	2	1	1	0	0	1	0	0	0	0	0	0	0	7	0	0	.287
Apr 08	AUBURN	*c	4	1	0	0	0	0	0	0	0	0	0	0	0	0	1	12	1	0	.276
Apr 10	GRAMBLING STATE	*c	1	0	0	0	0	0	0	0	0	0	0	0	0	0	1	3	0	0	.273
Apr 12	SOUTH CAROLINA	*c	3	0	1	1	0	0	0	0	0	0	0	0	1	0	0	10	2	0	.275
Apr 14	SOUTH CAROLINA-1	*c	2	0	0	0	0	0	0	1	0	0	0	0	0	0	1	7	0	0	.269
Apr 14	SOUTH CAROLINA-2	*c	2	0	0	0	0	0	0	1	0	0	0	0	0	0	1	2	0	0	.264
Apr 17	MISSOURI STATE	*c	3	1	1	2	0	0	0	1	1	0	1	0	0	0	0	12	0	0	.266
Apr 20	at Mississippi State	*c	3	0	2	0	0	0	0	0	1	0	1	0	0	0	0	10	0	0	.277
Apr 21	at Mississippi State-1	*c	5	0	1	0	0	0	0	0	0	0	0	0	0	1	1	4	0	0	.274
Apr 21	at Mississippi State-2	dh	1	0	0	0	0	0	0	0	0	0	0	0	0	0	0	0	0	0	.271
Apr 24	TEXAS TECH	*c	4	0	2	0	1	0	0	0	0	0	0	0	0	0	2	16	1	0	.279
Apr 27	ALABAMA	*c	3	0	0	0	0	0	0	1	0	0	0	0	0	0	0	10	0	0	.272
Apr 28	ALABAMA	*c	3	1	0	0	0	0	0	1	0	0	0	0	0	0	2	16	0	0	.266
Apr 29	ALABAMA	*c	3	2	2	1	0	0	0	2	0	1	0	0	0	0	0	13	1	0	.275
Totals		39gs	131	25	36	28	4	0	6	27	3	1	2	0	4	2	28	321	26	1	.275

On base pct. .396 • Slugging pct. .443

Individual Game-By-Game

2018 Arkansas Baseball
Individual Game-by-Game for Arkansas (as of May 03, 2018)

#18 Heston Kjerstad - 45 games (All games)

Date	Opponent	Pos	AB	R	H	RBI	2B	3B	HR	BB	SB	CS	HBP	SAC	SF	GDP	K	PO	A	E	Avg
Feb 16	BUCKNELL	*of	4	3	3	1	1	0	0	0	0	0	1	0	0	0	0	2	0	0	.750
Feb 17	BUCKNELL	*of/of	2	2	2	2	0	0	0	0	0	0	2	0	0	0	0	0	0	0	.833
Feb 18	BUCKNELL	*of	3	0	1	0	1	0	0	0	0	0	1	0	0	0	0	2	1	0	.667
Feb 21	vs Arizona	*of	3	1	1	1	0	0	1	0	0	0	1	0	0	1	1	2	0	0	.583
Feb 23	vs Cal Poly	*of	4	0	1	1	0	0	0	0	0	0	0	0	0	0	0	1	0	0	.500
Feb 24	at San Diego State	*of	3	0	0	1	0	0	0	2	0	0	0	0	0	0	0	0	0	1	.421
Feb 25	at San Diego	*of	3	1	1	0	0	0	0	0	0	0	1	0	0	0	0	2	0	0	.409
Feb 28	DAYTON	*of/of	3	1	3	1	0	0	0	0	0	0	1	0	0	0	0	1	0	0	.480
Mar 01	DAYTON	*of/of	4	1	1	4	0	0	1	0	0	0	0	0	1	0	1	0	0	0	.448
Mar 02	USC	*of	4	0	1	1	0	0	0	0	0	0	0	0	0	0	1	2	0	0	.424
Mar 03	USC	*of	4	0	1	0	1	0	0	0	0	0	0	0	0	0	1	2	1	0	.405
Mar 04	USC	*of	3	0	1	1	0	0	0	1	0	0	1	0	0	1	1	1	0	0	.400
Mar 09	KENT STATE-1	*of	3	1	1	0	0	0	0	1	0	0	0	0	0	0	1	2	0	0	.395
Mar 09	KENT STATE-2	*of	4	0	0	1	0	0	0	0	0	0	0	0	0	0	2	0	0	0	.362
Mar 11	KENT STATE	*of	3	1	2	2	1	0	0	2	0	0	0	0	0	0	0	2	0	0	.380
Mar 13	TEXAS	*of	3	1	0	0	0	0	0	1	0	0	1	0	0	0	2	0	0	0	.358
Mar 14	TEXAS	*of	4	0	1	0	0	0	0	0	0	0	0	0	0	0	2	2	0	0	.351
Mar 16	KENTUCKY	*of	3	1	1	1	0	0	0	0	0	0	1	0	1	0	0	4	0	0	.350
Mar 17	KENTUCKY-1	*of	4	3	2	3	0	0	1	0	0	0	1	0	0	0	1	1	0	0	.359
Mar 17	KENTUCKY-2	*of	3	1	1	2	0	0	0	1	0	0	0	0	1	0	1	3	0	0	.358
Mar 21	at Charlotte	*of	4	2	2	3	0	0	2	0	0	0	0	0	0	0	0	1	0	0	.366
Mar 23	at Florida	*of	3	3	3	2	1	0	1	1	0	0	0	0	0	0	0	4	0	0	.392
Mar 24	at Florida	*of	4	1	2	0	0	0	0	0	0	0	0	0	0	0	1	0	0	1	.397
Mar 25	at Florida	*of	5	1	2	0	2	0	0	0	0	0	0	0	0	0	1	1	0	0	.398
Mar 27	at Memphis	*of	3	2	1	0	1	0	0	2	1	0	0	0	0	0	0	1	0	0	.395
Mar 29	at Ole Miss	*of	5	0	1	0	0	0	0	0	0	0	0	0	0	0	2	0	0	0	.385
Mar 30	at Ole Miss	*of	4	0	1	0	0	0	0	1	0	0	0	0	0	0	2	1	0	0	.379
Mar 31	at Ole Miss	*of	5	2	3	2	1	0	1	0	0	0	0	0	0	0	0	1	0	0	.390
Apr 03	ULM	*of/of	6	0	3	1	0	0	0	0	0	0	0	0	0	0	0	2	0	1	.396
Apr 04	ULM	*of	4	1	2	1	0	0	1	0	0	0	0	0	0	0	1	4	0	0	.400
Apr 06	AUBURN	*of	4	0	0	0	0	0	0	0	0	0	0	0	0	0	1	1	0	0	.386
Apr 07	AUBURN	*of	4	2	1	0	0	0	0	1	0	0	0	0	0	0	1	2	0	0	.381
Apr 08	AUBURN	*of	5	0	1	1	0	0	0	0	0	0	0	0	0	0	3	2	0	0	.374
Apr 10	GRAMBLING STATE	*of	4	0	1	0	0	0	0	0	0	0	0	0	0	0	1	1	0	0	.370
Apr 12	SOUTH CAROLINA	*of	5	0	2	0	1	0	0	0	0	0	0	0	0	0	1	4	0	0	.371
Apr 14	SOUTH CAROLINA-1	*of	3	0	0	0	0	0	0	0	0	0	0	0	0	0	0	2	0	0	.363
Apr 14	SOUTH CAROLINA-2	*of	3	0	1	1	0	0	0	0	0	0	0	0	0	0	0	1	0	0	.362
Apr 17	MISSOURI STATE	*of	4	2	3	4	0	0	1	0	0	0	0	0	1	0	1	0	0	0	.373
Apr 20	at Mississippi State	*of	4	1	2	0	0	0	0	0	0	0	0	0	0	0	1	3	0	1	.377
Apr 21	at Mississippi State-1	*of	4	1	2	0	1	0	0	1	1	0	0	0	0	0	0	0	0	0	.380
Apr 21	at Mississippi State-2	*of	5	0	0	0	0	0	0	0	0	0	0	0	0	0	3	0	0	0	.368
Apr 24	TEXAS TECH	*of	4	2	1	0	0	0	1	0	0	0	0	0	0	0	0	0	0	0	.365
Apr 27	ALABAMA	*of	5	2	2	0	1	0	0	0	0	0	0	0	0	0	1	5	0	0	.366
Apr 28	ALABAMA	*of	3	1	1	1	0	0	0	1	0	0	0	0	0	0	1	1	0	0	.365
Apr 29	ALABAMA	*of	4	2	2	1	0	0	0	0	0	0	0	0	1	0	0	1	0	0	.368
Totals		45gs	171	42	63	39	12	0	9	16	2	0	11	0	5	2	35	67	2	4	.368

On base pct. .443 • Slugging pct. .596

Individual Game-By-Game

2018 Arkansas Baseball
Individual Game-by-Game for Arkansas (as of May 03, 2018)

#6 Hunter Wilson - 20 games (All games)

Date	Opponent	Pos	AB	R	H	RBI	2B	3B	HR	BB	SB	CS	HBP	SAC	SF	GDP	K	PO	A	E	Avg
Feb 16	BUCKNELL	3b/1b	2	0	1	1	1	0	0	0	0	0	0	0	0	0	0	1	0	0	.500
Feb 17	BUCKNELL	pr/2b	3	1	2	1	0	0	0	0	0	0	0	0	0	0	0	2	1	0	.600
Feb 18	BUCKNELL	3b/1b	0	0	0	0	0	0	0	0	0	0	0	0	0	0	0	1	0	0	.600
Feb 21	vs Arizona	*3b	3	0	0	0	0	0	0	0	0	0	0	0	0	0	1	3	0	0	.375
Feb 23	vs Cal Poly	3b	0	0	0	0	0	0	0	0	0	0	0	0	0	0	0	0	0	0	.375
Feb 24	at San Diego State	1b	0	0	0	0	0	0	0	0	0	0	0	0	0	0	0	0	0	0	.375
Feb 28	DAYTON	*3b/ss	4	3	2	2	0	0	0	1	0	0	1	0	0	0	1	3	2	1	.417
Mar 03	USC	pr	0	0	0	0	0	0	0	0	0	0	0	0	0	0	0	0	0	0	.417
Mar 04	USC	*2b	2	0	0	1	0	0	0	2	0	0	0	0	0	0	0	1	3	0	.357
Mar 14	TEXAS	*2b	3	0	1	1	0	0	0	0	0	0	0	1	0	1	0	2	2	0	.353
Mar 17	KENTUCKY-1	ph/1b	1	0	0	0	0	0	0	0	0	0	0	0	0	0	0	1	1	0	.333
Mar 21	at Charlotte	pr	0	0	0	0	0	0	0	0	0	0	0	0	0	0	0	0	0	0	.333
Mar 24	at Florida	3b	1	0	1	0	0	0	0	0	0	0	0	0	0	0	0	0	0	0	.368
Mar 25	at Florida	*3b	2	0	0	0	0	0	0	0	0	0	0	0	0	0	0	1	2	1	.333
Apr 04	ULM	*2b	3	0	0	0	0	0	0	0	0	0	0	0	0	0	1	2	3	0	.292
Apr 08	AUBURN	pr	0	0	0	0	0	0	0	0	1	0	0	0	0	0	0	0	0	0	.292
Apr 10	GRAMBLING STATE	*2b	3	1	1	0	0	0	0	0	0	0	0	0	0	0	1	0	3	0	.296
Apr 14	SOUTH CAROLINA-2	pr	0	1	0	0	0	0	0	0	0	0	0	0	0	0	0	0	0	0	.296
Apr 21	at Mississippi State-2	*2b	3	0	1	0	0	0	0	0	1	0	0	0	0	0	1	3	3	0	.300
Apr 24	TEXAS TECH	*2b	4	0	0	0	0	0	0	0	0	0	0	0	0	0	1	4	0	0	.265
Totals		9gs	34	6	9	6	1	0	0	3	2	0	1	1	0	1	6	24	20	2	.265

On base pct. .342 • Slugging pct. .294

Individual Game-By-Game

2018 Arkansas Baseball
Individual Game-by-Game for Arkansas (as of May 03, 2018)

#9 Jax Biggers - 43 games (All games)

Date	Opponent	Pos	AB	R	H	RBI	2B	3B	HR	BB	SB	CS	HBP	SAC	SF	GDP	K	PO	A	E	Avg
Feb 16	BUCKNELL	*ss	3	1	1	0	0	0	0	1	0	0	0	0	0	0	0	0	1	0	.333
Feb 17	BUCKNELL	*ss	2	3	2	1	0	0	0	2	0	0	0	0	0	0	0	0	0	0	.600
Feb 18	BUCKNELL	*ss	4	0	1	0	0	0	0	0	0	0	0	0	0	1	0	2	3	0	.444
Feb 21	vs Arizona	*ss	4	0	0	0	0	0	0	0	0	0	0	0	0	0	2	0	1	0	.308
Feb 23	vs Cal Poly	*ss	5	0	0	0	0	0	0	0	0	0	0	0	0	0	1	1	0	0	.222
Feb 24	at San Diego State	*ss	4	1	2	1	1	0	0	0	1	0	0	0	1	0	0	2	1	1	.273
Feb 25	at San Diego	*ss	5	0	1	2	1	0	0	0	0	0	0	0	0	0	2	0	0	0	.259
Feb 28	DAYTON	*ss	3	1	2	0	0	0	0	1	0	0	0	0	0	0	0	1	0	0	.300
Mar 02	USC	*ss	3	2	1	0	0	0	0	1	2	0	0	0	0	0	0	3	5	0	.303
Mar 03	USC	*ss	5	0	2	0	0	0	0	0	0	0	0	0	0	0	1	2	2	0	.316
Mar 04	USC	*ss	3	2	1	0	0	0	0	2	0	0	0	0	0	0	1	3	3	1	.317
Mar 09	KENT STATE-1	*ss	3	1	1	0	0	0	0	1	1	0	1	0	0	0	0	2	4	0	.318
Mar 09	KENT STATE-2	*ss	3	2	1	0	1	0	0	1	0	0	0	0	0	0	0	0	4	1	.319
Mar 11	KENT STATE	*ss	4	0	0	0	0	0	0	1	0	0	0	0	0	0	1	3	3	0	.294
Mar 13	TEXAS	*ss	3	2	1	0	0	0	0	1	0	0	0	0	0	0	0	3	3	0	.296
Mar 14	TEXAS	*ss	2	0	0	0	0	0	0	3	0	0	0	0	0	0	0	3	3	0	.286
Mar 16	KENTUCKY	*ss	3	0	2	1	2	0	0	2	0	0	0	0	0	0	0	1	1	0	.305
Mar 17	KENTUCKY-1	*ss	4	1	3	4	0	0	1	2	0	0	0	0	0	0	0	1	4	0	.333
Mar 17	KENTUCKY-2	*ss	5	3	4	2	0	0	1	0	0	0	1	0	0	0	1	0	1	0	.368
Mar 21	at Charlotte	*ss	5	0	1	0	0	0	0	0	0	0	0	0	0	0	0	2	2	2	.356
Mar 23	at Florida	*ss	5	0	0	0	0	0	0	0	0	0	0	0	0	0	2	1	2	0	.333
Mar 24	at Florida	*ss	4	0	1	0	0	0	0	0	0	0	0	0	0	0	0	3	3	0	.329
Mar 25	at Florida	*ss	3	0	1	0	0	0	0	1	0	0	0	0	0	0	0	0	0	0	.329
Mar 27	at Memphis	*ss	3	2	2	2	0	0	1	2	1	0	0	0	0	0	0	1	2	0	.341
Mar 29	at Ole Miss	*ss	5	1	2	0	0	0	0	0	0	0	0	0	0	0	1	2	4	0	.344
Mar 30	at Ole Miss	*ss	4	0	0	1	0	0	0	0	0	0	0	0	1	0	2	1	1	0	.330
Mar 31	at Ole Miss	*ss	5	2	2	1	1	0	0	0	0	0	0	0	0	0	1	1	3	1	.333
Apr 03	ULM	ph/ss	1	0	0	0	0	0	0	0	0	0	0	0	0	0	0	0	0	0	.330
Apr 04	ULM	*ss	4	0	0	0	0	0	0	0	0	0	0	0	0	0	0	2	3	0	.318
Apr 06	AUBURN	*ss	4	0	1	0	1	0	0	0	0	0	0	0	0	0	0	0	2	0	.315
Apr 07	AUBURN	*ss	3	1	1	3	0	0	0	1	0	0	0	0	2	0	0	1	2	0	.316
Apr 08	AUBURN	*ss	2	0	0	0	0	0	0	2	0	0	0	1	0	0	0	1	0	0	.310
Apr 10	GRAMBLING STATE	*ss	4	0	1	1	1	0	0	0	0	0	0	0	1	0	3	2	2	0	.308
Apr 12	SOUTH CAROLINA	*ss	5	0	0	0	0	0	0	0	0	0	0	0	0	1	1	4	1	0	.296
Apr 14	SOUTH CAROLINA-1	*ss	3	0	0	0	0	0	0	0	0	0	0	0	0	0	0	1	1	0	.289
Apr 14	SOUTH CAROLINA-2	*ss	1	0	0	0	0	0	0	0	0	0	0	1	0	0	0	1	1	0	.287
Apr 20	at Mississippi State	*ss	4	1	2	0	0	0	0	0	0	0	0	0	0	0	1	0	0	0	.293
Apr 21	at Mississippi State-1	*ss	5	0	0	0	0	0	0	0	0	0	0	0	0	0	1	3	2	0	.283
Apr 21	at Mississippi State-2	*ss	2	0	0	0	0	0	0	2	0	0	0	0	0	0	1	1	2	0	.279
Apr 24	TEXAS TECH	*ss	3	0	2	0	1	0	0	1	1	0	0	0	0	0	0	1	3	0	.287
Apr 27	ALABAMA	*ss	3	1	1	0	0	0	0	1	0	0	0	0	0	0	0	0	2	0	.288
Apr 28	ALABAMA	*ss	3	1	1	0	0	0	0	1	0	0	0	0	0	0	1	1	3	0	.289
Apr 29	ALABAMA	*ss	2	0	0	0	0	0	0	2	1	0	0	1	0	0	0	3	0	1	.285
Totals		42gs	151	28	43	19	9	0	3	31	7	0	2	3	5	2	23	59	80	7	.285

On base pct. .402 • Slugging pct. .404

Individual Game-By-Game

2018 Arkansas Baseball
Individual Game-by-Game for Arkansas (as of May 03, 2018)

#3 Jared Gates - 24 games (All games)

Date	Opponent	Pos	AB	R	H	RBI	2B	3B	HR	BB	SB	CS	HBP	SAC	SF	GDP	K	PO	A	E	Avg
Feb 16	BUCKNELL	*3b/1b	1	2	1	1	1	0	0	3	0	0	0	0	0	0	0	0	0	0	1.000
Feb 17	BUCKNELL	1b	2	2	2	4	1	0	1	0	0	0	0	0	0	0	0	3	0	0	1.000
Feb 18	BUCKNELL	*3b/1b	3	0	0	0	0	0	0	1	0	0	0	0	0	0	0	0	1	0	.500
Feb 21	vs Arizona	*1b	3	0	1	0	0	0	0	0	0	0	0	1	0	0	1	4	0	0	.444
Feb 23	vs Cal Poly	*3b/1b	4	0	1	0	1	0	0	0	0	0	0	0	0	0	1	3	3	0	.385
Feb 24	at San Diego State	*1b	3	0	0	0	0	0	0	1	0	0	0	0	0	0	1	7	0	0	.312
Feb 25	at San Diego	*1b	3	1	0	0	0	0	0	0	0	0	1	0	0	0	2	9	1	0	.263
Feb 28	DAYTON	*1b	3	1	1	2	1	0	0	0	0	0	0	0	0	0	0	4	1	0	.273
Mar 01	DAYTON	*1b	3	1	2	2	0	0	1	0	0	0	0	0	0	0	0	7	1	0	.320
Mar 02	USC	*1b	4	0	0	0	0	0	0	0	0	0	0	0	0	1	0	11	0	0	.276
Mar 03	USC	1b	0	0	0	0	0	0	0	1	0	0	0	0	0	0	0	4	0	0	.276
Mar 04	USC	*1b	4	0	0	0	0	0	0	0	0	0	0	0	0	0	1	6	1	1	.242
Mar 09	KENT STATE-1	*1b	4	0	0	0	0	0	0	0	0	0	0	0	0	0	0	12	0	0	.216
Mar 11	KENT STATE	*1b	2	0	0	0	0	0	0	0	0	0	0	0	0	0	1	7	0	0	.205
Mar 25	at Florida	*1b	4	1	2	2	0	0	1	0	0	0	0	0	1	0	1	8	0	0	.233
Mar 27	at Memphis	1b	1	0	0	0	0	0	0	0	0	0	0	0	0	0	0	6	0	0	.227
Mar 30	at Ole Miss	ph	1	0	0	0	0	0	0	0	0	0	0	0	0	0	1	0	0	0	.222
Apr 03	ULM	*1b	3	1	1	1	0	0	0	0	1	0	0	0	0	0	0	9	0	0	.229
Apr 08	AUBURN	*1b	3	0	1	0	0	0	0	0	0	0	0	0	0	0	1	5	0	0	.235
Apr 10	GRAMBLING STATE	*1b	2	0	0	0	0	0	0	1	0	0	0	0	0	0	0	7	0	0	.226
Apr 21	at Mississippi State-1	ph/1b	2	0	0	0	0	0	0	0	0	0	0	0	0	0	0	2	0	0	.218
Apr 21	at Mississippi State-2	*1b	4	1	2	2	1	0	0	0	0	0	0	0	0	0	0	10	2	0	.237
Apr 24	TEXAS TECH	*3b	3	0	0	1	0	0	0	0	0	0	1	0	0	0	2	0	1	0	.226
Apr 27	ALABAMA	*1b	3	0	0	0	0	0	0	0	0	0	0	0	0	0	0	2	0	0	.215
Totals		19gs	65	10	14	15	5	0	3	7	1	0	2	1	1	1	12	126	11	1	.215

On base pct. .307 • Slugging pct. .431

#7 Jack Kenley - 30 games (All games)

Date	Opponent	Pos	AB	R	H	RBI	2B	3B	HR	BB	SB	CS	HBP	SAC	SF	GDP	K	PO	A	E	Avg
Feb 16	BUCKNELL	ss	1	0	1	1	1	0	0	1	0	0	0	0	1	0	1	0	0	0	1.000
Feb 17	BUCKNELL	pr/ss	2	2	1	2	0	0	0	0	0	0	1	0	1	0	1	0	0	0	.667
Feb 18	BUCKNELL	3b	0	0	0	0	0	0	0	0	0	0	0	0	0	0	0	0	1	0	.667
Feb 24	at San Diego State	pr	0	0	0	0	0	0	0	0	0	0	0	0	0	0	0	0	0	0	.667
Feb 28	DAYTON	ph/3b	1	0	0	0	0	0	0	0	0	0	0	0	0	0	1	0	1	0	.500
Mar 01	DAYTON	*ss	2	1	0	0	0	0	0	2	0	0	0	0	0	0	1	0	1	0	.333
Mar 02	USC	3b	0	0	0	0	0	0	0	0	0	0	0	0	0	0	0	0	0	0	.333
Mar 04	USC	pr	0	0	0	0	0	0	0	0	0	0	0	0	0	0	0	0	0	0	.333
Mar 11	KENT STATE	pr	0	1	0	0	0	0	0	0	0	0	0	0	0	0	0	0	0	0	.333
Mar 13	TEXAS	ss	1	0	0	0	0	0	0	0	0	0	0	0	0	0	0	1	1	0	.286
Mar 16	KENTUCKY	pr	0	0	0	0	0	0	0	0	0	0	0	0	0	0	0	0	0	0	.286
Mar 17	KENTUCKY-1	3b	1	0	0	0	0	0	0	0	0	0	0	0	0	0	0	0	0	0	.250
Mar 21	at Charlotte	*3b	2	0	0	0	0	0	0	0	0	0	0	0	0	0	2	0	1	0	.200
Mar 23	at Florida	3b	1	0	1	0	0	0	0	0	0	0	0	0	0	0	0	1	0	0	.273
Mar 24	at Florida	ph/ss	1	0	0	0	0	0	0	0	0	0	0	0	0	0	1	0	0	0	.250
Mar 25	at Florida	ss	0	0	0	0	0	0	0	0	0	0	0	0	0	0	0	0	1	0	.250
Mar 27	at Memphis	pr	0	1	0	0	0	0	0	0	0	0	0	0	0	0	0	0	0	0	.250
Mar 31	at Ole Miss	pr	0	0	0	0	0	0	0	0	0	0	0	0	0	0	0	0	0	0	.250
Apr 03	ULM	*ss	1	1	0	1	0	0	0	2	0	0	0	1	0	0	0	4	1	0	.231
Apr 04	ULM	3b	0	0	0	0	0	0	0	0	0	0	0	0	0	0	0	0	1	0	.231
Apr 06	AUBURN	3b	0	0	0	0	0	0	0	0	0	0	0	0	0	0	0	0	0	0	.231
Apr 07	AUBURN	3b	2	0	1	0	0	0	0	0	0	0	0	0	0	0	0	0	0	0	.267
Apr 10	GRAMBLING STATE	*3b	0	0	0	0	0	0	0	1	0	0	0	0	0	0	0	0	0	0	.267
Apr 14	SOUTH CAROLINA-2	3b	0	0	0	0	0	0	0	0	0	0	0	0	0	0	0	0	0	0	.267
Apr 17	MISSOURI STATE	*ss	4	1	1	0	0	0	0	1	0	0	0	0	0	0	1	3	4	0	.263
Apr 21	at Mississippi State-2	pr/3b	0	0	0	0	0	0	0	0	0	0	0	0	0	0	0	0	0	0	.263
Apr 24	TEXAS TECH	3b	0	0	0	0	0	0	0	0	0	0	1	0	0	0	0	0	1	0	.263
Apr 27	ALABAMA	*3b	4	0	1	0	0	0	0	0	0	0	0	0	0	0	1	0	0	0	.261
Apr 28	ALABAMA	*3b	3	1	2	2	0	0	0	0	0	0	0	0	0	0	0	1	0	0	.308
Apr 29	ALABAMA	*3b	3	0	0	1	0	0	0	0	0	0	0	0	1	0	0	5	0	0	.276
Totals		8gs	29	8	8	7	1	0	0	7	0	0	2	1	2	0	8	6	22	1	.276

On base pct. .425 • Slugging pct. .310

Individual Game-By-Game

2018 Arkansas Baseball
Individual Game-by-Game for Arkansas (as of May 03, 2018)

#13 Jordan McFarland - 38 games (All games)

Date	Opponent	Pos	AB	R	H	RBI	2B	3B	HR	BB	SB	CS	HBP	SAC	SF	GDP	K	PO	A	E	Avg
Feb 17	BUCKNELL	*1b/of	6	5	2	0	0	0	0	1	0	0	0	0	0	0	0	0	0	0	.333
Feb 23	vs Cal Poly	ph	1	0	0	0	0	0	0	0	0	0	0	0	0	0	0	0	0	0	.286
Feb 24	at San Diego State	pr	0	1	0	0	0	0	0	0	0	0	0	0	0	0	0	0	0	0	.286
Feb 28	DAYTON	ph/1b	2	2	1	0	0	0	0	0	0	0	1	0	0	0	0	2	0	0	.333
Mar 01	DAYTON	ph/1b	1	0	0	0	0	0	0	0	0	0	0	0	0	0	1	3	0	0	.300
Mar 03	USC	*1b	3	0	0	0	0	0	0	0	0	0	0	0	0	1	0	5	3	0	.231
Mar 04	USC	pr	0	0	0	0	0	0	0	0	0	0	0	0	0	0	0	0	0	0	.231
Mar 09	KENT STATE-2	*1b	4	0	2	0	0	0	0	0	0	0	0	0	0	0	1	10	0	0	.294
Mar 11	KENT STATE	ph/1b	3	2	2	5	0	0	2	0	0	0	0	0	0	0	1	5	0	0	.350
Mar 13	TEXAS	*1b	4	2	2	4	1	0	0	1	0	0	0	0	0	0	1	10	0	0	.375
Mar 14	TEXAS	*1b	3	1	2	1	1	0	0	1	0	1	0	0	0	0	0	9	0	0	.407
Mar 16	KENTUCKY	*1b	4	0	1	1	0	0	0	1	0	0	0	0	0	0	0	7	0	0	.387
Mar 17	KENTUCKY-1	*1b	4	1	1	0	0	0	0	0	0	0	0	0	0	0	2	10	1	0	.371
Mar 17	KENTUCKY-2	*1b	3	1	1	0	0	0	0	2	0	0	0	0	0	0	1	5	1	0	.368
Mar 21	at Charlotte	*1b	4	1	1	0	0	0	0	0	0	0	0	0	0	0	0	7	0	0	.357
Mar 23	at Florida	*1b	3	1	1	0	0	0	0	1	0	0	0	0	0	0	0	3	0	0	.356
Mar 24	at Florida	*1b	4	0	1	0	0	0	0	0	0	0	0	0	0	0	1	7	1	0	.347
Mar 27	at Memphis	*1b	3	0	0	0	0	0	0	0	0	0	0	0	0	0	1	4	0	0	.327
Mar 29	at Ole Miss	*1b	4	2	2	1	0	0	1	0	0	0	0	0	0	0	0	7	0	0	.339
Mar 30	at Ole Miss	*1b	4	1	1	0	1	0	0	0	0	0	0	0	0	0	1	8	2	0	.333
Mar 31	at Ole Miss	*1b	4	2	1	0	0	0	0	0	0	0	1	0	0	0	1	5	0	0	.328
Apr 03	ULM	*1b	3	1	1	0	0	0	0	0	0	0	0	0	0	0	1	3	0	0	.328
Apr 04	ULM	*1b	4	1	1	0	0	0	0	0	0	0	0	0	0	0	0	6	1	0	.324
Apr 06	AUBURN	*1b	3	0	1	0	0	0	0	0	0	0	0	0	0	0	0	8	0	0	.324
Apr 07	AUBURN	*1b	2	3	1	2	0	0	0	3	0	0	0	0	0	0	0	6	1	0	.329
Apr 08	AUBURN	pr/1b	1	1	0	0	0	0	0	0	0	0	0	0	0	0	0	3	0	0	.325
Apr 10	GRAMBLING STATE	pr/1b	1	1	1	1	0	0	0	0	0	0	0	0	0	0	0	3	0	0	.333
Apr 12	SOUTH CAROLINA	*1b	3	0	0	0	0	0	0	1	0	0	0	0	0	0	1	5	1	0	.321
Apr 14	SOUTH CAROLINA-1	*1b	2	0	1	0	0	0	0	1	0	0	0	0	0	0	1	3	0	0	.325
Apr 14	SOUTH CAROLINA-2	*1b	3	0	1	0	0	0	0	0	0	0	0	0	0	0	1	5	1	0	.326
Apr 17	MISSOURI STATE	*1b	5	2	2	0	0	0	0	0	0	0	0	0	0	1	0	8	1	0	.330
Apr 20	at Mississippi State	*1b	3	0	0	0	0	0	0	1	0	0	0	0	0	0	2	4	1	0	.319
Apr 21	at Mississippi State-1	*1b	2	0	0	0	0	0	0	0	0	0	0	0	0	0	1	8	0	0	.312
Apr 21	at Mississippi State-2	ph	1	0	0	0	0	0	0	0	0	0	0	0	0	0	0	0	0	0	.309
Apr 24	TEXAS TECH	*1b	5	0	0	0	0	0	0	0	0	0	0	0	0	1	2	6	0	0	.294
Apr 27	ALABAMA	pr/1b	1	0	0	0	0	0	0	0	0	0	0	0	0	0	0	3	0	0	.291
Apr 28	ALABAMA	*1b	4	2	2	0	0	0	0	0	0	1	0	0	0	0	0	4	0	0	.299
Apr 29	ALABAMA	*1b	4	0	3	0	0	0	0	0	0	0	0	0	0	0	0	7	1	1	.315
Totals		27gs	111	33	35	15	3	0	3	13	0	2	2	0	0	3	20	189	15	1	.315

On base pct. .397 • Slugging pct. .423

Individual Game-By-Game

2018 Arkansas Baseball
Individual Game-by-Game for Arkansas (as of May 03, 2018)

#17 Luke Bonfield - 41 games (All games)

Date	Opponent	Pos	AB	R	H	RBI	2B	3B	HR	BB	SB	CS	HBP	SAC	SF	GDP	K	PO	A	E	Avg
Feb 16	BUCKNELL	*dh	4	1	1	1	0	0	0	0	0	0	0	0	0	0	2	0	0	0	.250
Feb 17	BUCKNELL	*dh	2	3	1	3	0	0	1	2	0	0	0	0	0	0	0	0	0	0	.333
Feb 18	BUCKNELL	*dh	4	0	1	1	0	0	0	0	0	0	0	0	0	0	0	0	0	0	.300
Feb 21	vs Arizona	*dh	3	0	1	0	0	0	0	0	0	0	0	0	0	0	1	0	0	0	.308
Feb 23	vs Cal Poly	*dh	3	0	2	0	1	0	0	0	0	0	0	0	0	0	0	0	0	0	.375
Feb 24	at San Diego State	*dh	3	0	0	0	0	0	0	0	0	0	2	0	0	0	2	0	0	0	.316
Feb 25	at San Diego	*dh	4	0	1	0	0	0	0	0	0	0	0	0	0	0	0	0	0	0	.304
Feb 28	DAYTON	of	2	0	1	0	0	0	0	1	0	0	0	0	0	0	0	1	0	0	.320
Mar 01	DAYTON	*dh/of	2	2	1	0	1	0	0	1	0	0	0	0	0	0	1	0	0	0	.333
Mar 02	USC	*dh	4	1	1	3	0	0	1	0	0	0	0	0	0	0	0	0	0	0	.323
Mar 03	USC	*dh	3	0	3	0	1	0	0	1	0	0	0	0	0	0	0	0	0	0	.382
Mar 04	USC	*of	1	0	0	0	0	0	0	3	0	0	1	0	0	0	0	3	0	0	.371
Mar 09	KENT STATE-1	*dh	3	0	0	0	0	0	0	1	0	0	0	0	0	0	1	0	0	0	.342
Mar 09	KENT STATE-2	*dh	3	0	2	2	0	0	0	0	0	0	0	0	1	0	0	0	0	0	.366
Mar 11	KENT STATE	*dh	3	0	1	1	0	0	0	2	0	0	0	0	0	0	0	0	0	0	.364
Mar 13	TEXAS	*dh	3	1	1	1	1	0	0	0	0	0	0	0	0	0	2	0	0	0	.362
Mar 16	KENTUCKY	*dh	2	1	1	0	0	0	0	2	0	0	1	0	0	0	1	0	0	0	.367
Mar 17	KENTUCKY-1	*dh	4	1	1	1	0	0	1	1	0	0	0	0	0	0	1	0	0	0	.358
Mar 17	KENTUCKY-2	*dh	4	3	3	4	1	0	1	2	0	0	0	0	0	0	0	0	0	0	.386
Mar 21	at Charlotte	*dh	4	0	1	0	0	0	0	0	0	0	0	0	0	0	1	0	0	0	.377
Mar 23	at Florida	*dh	5	0	0	0	0	0	0	0	0	0	0	0	0	1	0	0	0	0	.348
Mar 24	at Florida	*dh	3	0	0	0	0	0	0	1	0	0	0	0	0	0	1	0	0	0	.333
Mar 25	at Florida	ph	1	0	0	0	0	0	0	0	0	0	0	0	0	0	0	0	0	0	.329
Mar 27	at Memphis	*dh	3	0	1	0	0	0	0	2	0	0	0	0	0	0	0	0	0	0	.329
Mar 29	at Ole Miss	*dh	5	0	1	1	0	0	0	0	0	0	0	0	0	0	2	0	0	0	.321
Mar 30	at Ole Miss	*dh	4	0	0	0	0	0	0	0	0	0	0	0	0	0	2	0	0	0	.305
Mar 31	at Ole Miss	*dh	4	0	1	0	1	0	0	0	0	0	1	0	0	0	0	0	0	0	.302
Apr 03	ULM	*of	4	1	1	1	1	0	0	0	0	0	0	0	0	0	1	0	0	0	.300
Apr 06	AUBURN	*dh	4	1	1	1	0	0	1	0	0	0	0	0	0	0	0	0	0	0	.298
Apr 07	AUBURN	*dh	5	1	2	2	1	0	0	0	0	0	0	0	0	0	1	0	0	0	.303
Apr 08	AUBURN	*dh	2	0	0	0	0	0	0	2	0	0	0	0	0	0	2	0	0	0	.297
Apr 12	SOUTH CAROLINA	*dh	4	1	1	0	0	0	0	1	0	0	0	0	0	0	1	0	0	0	.295
Apr 14	SOUTH CAROLINA-1	*dh	3	0	0	0	0	0	0	0	0	0	0	0	0	0	1	0	0	0	.287
Apr 14	SOUTH CAROLINA-2	*dh	2	1	1	0	0	0	0	1	0	0	0	0	0	0	0	0	0	0	.291
Apr 17	MISSOURI STATE	*dh	5	1	1	0	0	1	0	0	0	0	0	0	0	0	2	0	0	0	.287
Apr 20	at Mississippi State	*dh	5	0	0	0	0	0	0	0	0	0	0	0	0	1	2	0	0	0	.275
Apr 21	at Mississippi State-1	*dh	2	0	1	1	0	0	0	0	0	0	0	0	0	0	1	0	0	0	.279
Apr 21	at Mississippi State-2	ph	1	0	1	1	0	0	0	0	0	0	0	0	0	0	0	0	0	0	.285
Apr 24	TEXAS TECH	*dh	3	1	2	1	0	0	0	2	0	0	0	0	0	0	0	0	0	0	.294
Apr 28	ALABAMA	*dh	4	1	3	2	0	0	1	0	0	0	0	0	0	0	1	0	0	0	.308
Apr 29	ALABAMA	*dh	3	1	0	0	0	0	0	2	0	0	0	0	0	0	2	0	0	0	.301
Totals		38gs	133	22	40	27	8	1	6	27	0	0	5	0	1	2	31	4	0	0	.301

On base pct. .434 • Slugging pct. .511

#48 Zack Plunkett - 7 games (All games)

Date	Opponent	Pos	AB	R	H	RBI	2B	3B	HR	BB	SB	CS	HBP	SAC	SF	GDP	K	PO	A	E	Avg
Feb 16	BUCKNELL	ph/c	1	0	0	0	0	0	0	0	0	0	0	0	0	0	1	2	0	0	.000
Feb 17	BUCKNELL	ph/of	2	0	0	0	0	0	0	1	0	0	0	0	0	0	0	2	0	0	.000
Feb 28	DAYTON	c	3	0	1	1	0	0	0	0	0	0	0	0	0	0	0	5	0	0	.167
Mar 13	TEXAS	c	1	0	0	0	0	0	0	0	0	0	0	0	0	0	0	1	0	0	.143
Mar 17	KENTUCKY-1	ph	1	1	1	1	0	0	1	0	0	0	0	0	0	0	0	0	0	0	.250
Mar 24	at Florida	ph	1	0	0	0	0	0	0	0	0	0	0	0	0	0	0	0	0	0	.222
Apr 21	at Mississippi State-2	c	0	0	0	0	0	0	0	0	0	0	0	0	0	0	0	1	0	0	.222
Totals		0gs	9	1	2	2	0	0	1	1	0	0	0	0	0	0	1	11	0	0	.222

On base pct. .300 • Slugging pct. .556

QUICK FACTS

GENERAL INFORMATION

Location..... Fayetteville, Arkansas
 Founded.....1871
 Enrollment.....27,558
 Nickname..... Razorbacks
 School Colors..... Cardinal (PMS 201) and White
 Conference..... Southeastern (Western Division)
 System President..... Dr. Donald R. Bobbitt (Arkansas, 1980)
 Chancellor..... Dr. Joseph E. Steinmetz (Central Michigan, 1977)
 Athletic Director..... Hunter Yurachek (Guilford College, 1990)
 Faculty Athletic Rep..... Gerald Jordan (Arkansas, 1970)
 Athletics Website..... ArkansasRazorbacks.com
 Ticket Office Phone..... 1-800-982-HOGS
 Athletic Department Phone..... (479) 575-6533

COACHING STAFF

Head Coach..... Dave Van Horn (Arkansas, 1988)
 Record at Arkansas..... 595-343 (15 seasons, .634)
 Overall Division I Record..... 915-500 (23 seasons, .647)
 Overall as a Head Coach..... 1,180-583 (29 seasons, .670)
 Van Horn's DI Postseason App. (Total/at UA)..... 18/14
 Van Horn's College World Series Appearances..... 6
 (Neb: 2001, 2002; Ark: 2004, 2009, 2012, 2015)
 Hitting Coach/Recruiting Coordinator.....
 Nate Thompson (Dallas Baptist, 2006)
 Pitching Coach..... Wes Johnson (Arkansas-Monticello, 1994)
 Volunteer Assistant Coach... Craig Parry (South Dakota State, 2008)
 Student Asst. Coach..... Jake Arledge
 Harrison Heffley
 Volunteer..... Colby Suggs
 Dir. of Baseball Operations..... Clay Goodwin (Arkansas, 2005)
 Athletic Trainer..... Corey Wood (East Carolina, 2008)
 Strength & Conditioning... Blaine Kinsley (Lenoir-Rhyne, 2010)
 Director of Video and Scouting..... Zach Barr
 Managers..... Sean O'Neil
 Cale Petrie
 Hayden Sutton
 Chandler Tolbert

HISTORY

Years of Varsity Baseball at Arkansas.....95
 (1897, 1901-03, 05, 08-16, 19-20, 22-29, 47-17)
 All-Time Program Record..... 2,148-1,363-6 (.611)
 All-Time Conference Record/Years..... SEC: 379-371 (.505)/26
 SWC: 264-205 (.563)/24
 Combined: 643-576 (.527)/50
 Conference Titles/Years..... SEC Overall: 2/1999, 2004
 SEC Western Division: 4/1999, 2004, 2007, 2011
 SWC: 2/1989, 1990
 Conference Tournament Record/Years..... SEC: 31-39 (.443)/22
 SWC: 18-25 (.419)/14
 Combined: 49-64 (.434)/36
 Conference Tournament Titles/Years..... SEC: None
 SWC: 1/1985
 NCAA Postseason Appearances.....29
 (1973, 79-80, 83, 85-90, 95-96, 98-99, 2002-15, 2017)
 NCAA Postseason Record.....74-63 (.540)
 College World Series Appearances.....8
 (1979, 1985, 1987, 1989, 2004, 2009, 2012, 2015)
 College World Series Record..... 11-16 (.407)
 NCAA Super Regional Appearances.....6
 (2002, 2004, 2009, 2010, 2012, 2015)
 NCAA Super Regional Record..... 9-6 (.600)
 NCAA Regional Appearances.....28
 NCAA Regional Record.....54-41 (.568)
 Overall NCAA Regional Hosts..... 6 (1999, 2004, 2006, 2007, 2010,
 2017)
 Best NCAA Finish.....1979 National Runner-up

GAME CREDENTIALS

Members of the media should contact John Thomas to request individual game credentials for Razorback home games. Credential requests should be made no later than noon (CT) the day before the scheduled contest and should be directed by e-mail to John Thomas. Credential requests for away games should be made to the communications contact of the home team. Only fully accredited personnel directly involved in the coverage of the game will be admitted. Credentials are non-transferable.

INTERVIEW POLICIES

Please direct all requests for interviews with coaches and players to John Thomas. For home SEC weekends, Coach Dave Van Horn will hold his weekly press conference on Thursday with players and assistant coaches available following Thursday's practice. On road SEC weekends, Coach Van Horn will hold his weekly press conference on Wednesday with players and assistant coaches available following Wednesday's practice. Players are not available for interviews on gamedays, except for post-game interviews. Post-game press conferences are held in the indoor Pitching Development Center located down the third base line. Coach Van Horn and two or three most requested Razorback players will address the media. In the event of a doubleheader, the only Arkansas player available between games for interviews is the starting pitcher of game one. The Arkansas clubhouse is off limits to the media at all times.

E-MAIL UPDATES

Members of the media may request to be added to the Arkansas communications baseball e-mail group. Subscribers will receive game notes, game stories and other information. To subscribe, send a request to John Thomas. Please identify yourself and your organization in your request as this service is only available to members of the media.

GAMEDAY MEDIA SERVICES

The Arkansas communications staff provides scorecards, rosters, updated statistics and results for each team in the Baum Stadium press box prior to home games. Box scores, play-by-play and any postgame notes are disseminated approximately 10 minutes after the conclusion of the game. An Associated Press-style game story is also produced by the communications office. Members of the media may request these stories be sent to their organization via e-mail by contacting a member of the communications office.

WIRELESS INTERNET

The Baum Stadium press box is equipped with wireless internet for use by the media. Media members should log on to the "UARK Media" network by using a password that will be provided at the stadium.

GAMEDAY LIVE STATS

Live in-game stats will be provided at <http://arkansas.statbroadcast.com>.

FACILITIES/PARKING

The Arkansas baseball team conducts all games at Baum Stadium at George Cole Field. Baum Stadium is located just off Razorback Road south of Martin Luther King, Jr., Boulevard. There is space for media parking on game day. Only cars with a parking credential will be allowed access to the parking lot.

PHOTOGRAPHERS

No cameras are allowed on the Baum Stadium playing surface during games. Photographers are encouraged to use the photo wells at the end of each dugout and behind home plate.

ARKANSAS ATHLETIC COMMUNICATIONS

The University of Arkansas athletic communications office is located on the main floor of Bud Walton Arena behind the Hog Heaven Store with office hours from 8 a.m. to 5 p.m., Monday through Friday. You can often reach us at Bud Walton after hours, but if not, please leave a message on our voice mail system.


Office: 479-575-2751 | Cell: 479-313-2564
 Fax: 479-575-7481 | Press Row: 479-575-6622

Mailing Address
 Razorbacks Communications
 P.O. Box 7777
 Fayetteville, AR 72702-7777


2018 Schedule and Results

	Opponent	Score	WP	LP	SV	Attend	Time
FEBRUARY							
16	Bucknell	W, 14-2	B. Knight	C. Van Hoose	--	7389	3:40
17	Bucknell	W, 32-4	I. Campbell	J. Grabek	--	7862	3:58
18	Bucknell	W, 3-1	M. Cronin	J. Simpson	J. Reindl	7954	2:59
21	vs. Arizona	W, 1-0	K. Murphy	R. Labaut	M. Cronin	315	3:13
23	vs. Cal Poly	L, 4-3	A. Alvarez	J. Reindl	--	450	3:06
24	at San Diego State	W, 5-2	M. Cronin	Ritcheson	--	1532	3:33
25	at San Diego	L, 7-6	A. Donatella	E. Lee	J. Friedman	675	2:45
28	Dayton	W, 18-1	C. Bolden	R. Wagner	Z. Vermillion	6897	3:37
MARCH							
1	Dayton	W, 11-0	B. Bonnin	A. Cline	--	6836	2:47
2	USC	W, 4-0	B. Knight	C. Clarke	J. Rutledge	8142	2:54
3	USC	L, 3-1	Q. Longrie	I. Campbell	C. Lunn	13472	3:07
4	USC	W, 7-6 (8)	J. Rutledge	C. Lunn	--	7388	3:43
9	Kent State (DH)	W, 7-2	B. Knight	E. Kraus	--	--	2:47
	Kent State (DH)	L, 10-4	A. Havekost	I. Campbell	--	8924	3:14
11	Kent State	W, 11-4	E. Lee	Z. Schultz	--	3049	3:15
13	Texas	W, 13-4	K. Murphy	B. Ridgeway	J. Kostyshock	8051	2:55
14	Texas	W, 7-5	C. Bolden	N. O'Donnell	M. Cronin	8007	3:22
16	No. 4 Kentucky*	W, 9-4	J. Reindl	S. Hjelle	M. Cronin	8751	4:09
18	No. 4 Kentucky* (DH)	W, 14-2	I. Campbell	J. Lewis	--	--	3:05
	No. 4 Kentucky* (DH)	W, 16-9	K. Murphy	D. Harper	--	10418	3:50
20	vs. Charlotte		CANCELLED				
21	at Charlotte	L, 6-3	C. Bruce	K. Ramage	J. Patten	815	3:16
23	at No. 2 Florida*	W, 6-3	B. Knight	B. Singer	M. Cronin	5025	3:05
24	at No. 2 Florida*	L, 17-2	J. Kowar	I. Campbell	--	4815	3:08
25	at No. 2 Florida*	L, 5-4	M. Byrne	K. Murphy	--	4510	3:00
27	vs. Memphis	W, 8-7	J. Rutledge	H. Smith	--	2995	3:55
29	at No. 4 Ole Miss*	W, 6-4	B. Knight	R. Rolison	M. Cronin	9619	3:27
30	at No. 4 Ole Miss	L, 5-4	B. Feigl	E. Lee	P. Caracci	10648	3:17
31	at No. 4 Ole Miss	L, 11-10	J. McArthur	K. Murphy	P. Caracci	11146	3:26
APRIL							
3	ULM	W, 10-9 (10 innings)	E. Lee	K. Curtis	--	6682	4:14
4	ULM	W, 4-0	C. Bolden	R. Hebert	--	6963	2:36
6	No. 13 Auburn*	W, 2-1	B. Knight	C. Mize	M. Cronin	8609	2:44
7	No. 13 Auburn*	W, 13-2	K. Murphy	D. Daniel	--	9817	3:16
8	No. 13 Auburn*	W, 5-4	J. Reindl	C. Greenhill	--	7530	3:03
10	Grambling State	W, 7-6	J. Rutledge	R. Baduel	M. Cronin	8719	3:19
12	South Carolina*	L, 3-2	S. Bridges	B. Loseke	E. Demurias	8416	3:32
14	South Carolina* (DH)	W, 2-0	K. Murphy	A. Hill	M. Cronin	--	2:14
	South Carolina* (DH)	W, 3-0	I. Campbell	C. Morris	M. Cronin	9680	2:03
17	Missouri State	W, 11-7	K. Ramage	J. Fromson	--	7983	3:50
20	at Mississippi State*	L, 6-5	J. France	M. Cronin	--	7303	3:13
21	at Mississippi State*	L, 5-3	E. Small	K. Murphy	B. Smith	--	3:34
22	at Mississippi State*	L, 7-5	J. Billingsley	I. Campbell	Z. Neff	10147	2:50
24	Texas Tech	W, 5-1	E. Lee	R. Sublette	B. Loseke	8455	3:11
25	Texas Tech		CANCELLED				
27	Alabama*	W, 7-3	B. Knight	S. Finnerty	J. Reindl	10,835	3:02
28	Alabama*	W, 7-4	E. Lee	Guffey	B. Loseke	10846	3:37
29	Alabama*	W, 9-7	B. Loseke	Duarte	J. Reindl	9265	4:27
MAY							
4	at LSU*	--	Baton Rouge, La.	--	--	--	7 p.m.
5	at LSU*	--	Baton Rouge, La.	--	SEC Network	--	7 p.m.
6	at LSU*	--	Baton Rouge, La.	--	--	--	2 p.m.
11	Texas A&M*	--	Baum Stadium	--	SEC Network	--	6 p.m.
12	Texas A&M*	--	Baum Stadium	--	SEC Network	--	1 p.m.
13	Texas A&M*	--	Baum Stadium	--	ESPN2	--	Noon
17	Georgia*	--	Athens, Ga.	--	SECN+	--	6 p.m.
18	Georgia*	--	Athens, Ga.	--	SECN+	--	6 p.m.
19	Georgia*	--	Athens, Ga.	--	SECN+	--	1 p.m.


TV/Radio Roster



JARED GATES
Sr. • 6-0 • 190 • L/R
INF • Wichita, Kan.




BRYCE BONNIN
Fr. • 6-1 • 190 • R/R
RHP/INF • Mont Belvieu, Texas




JACOB NESBIT
Fr. • 6-0 • 175 • R/R
INF • Coppell, Texas




HUNTER WILSON
R-Jr. • 5-10 • 170 • L/R
INF • Spiro, Okla.




JACK KENLEY
So. • 6-0 • 180 • L/R
INF • Germantown, Tenn.




ERIC COLE
Jr. • 5-11 • 195 • S/R
OF • Southlake, Texas



JAX BIGGERS
Jr. • 5-11 • 185 • L/R
INF • Missouri City, Texas




EASTON MURRELL
Fr. • 6-0 • 190 • S/R
INF • Prosper, Texas




KEATON MCKINNEY
R-Jr. • 6-5 • 225 • R/R
RHP • Ankeny, Iowa




CASEY OPITZ
Fr. • 5-11 • 175 • S/R
C/INF • Centennial, Co.




JORDAN MCFARLAND
So. • 6-3 • 220 • R/R
INF/OF • Waterloo, Ill.



COLE TURNEY
Fr. • 6-0 • 225 • L/L
OF • Richmond, Texas




CASEY MARTIN
Fr. • 5-11 • 175 • R/R
INF • Lonoke, Ark.




BLAINE KNIGHT
Jr. • 6-3 • 165 • R/R
RHP • Bryant, Ark.




LUKE BONFIELD
Sr. • 6-3 • 215 • R/R
OF/DH • Skillman, N.J.




HESTON KJERSTAD
Fr. • 6-3 • 190 • L/R
OF • Amarillo, Texas



BRADY DISHER
Fr. • 6-1 • 190 • L/R
C/INF • Trophy Club, Texas



CARSON SHADDY
R-Sr. • 5-11 • 185 • R/R
INF • Fayetteville, Ark.




KACEY MURPHY
Jr. • 6-0 • 190 • L/L
LHP • Rogers, Ark.




BEN MCCLAIN
Fr. • 5-10 • 185 • L/L
OF • Lee's Summit, Mo.




DOMINIC FLETCHER
So. • 5-9 • 185 • L/L
OF • Cypress, Calif.




RYAN DRAKE
Fr. • 6-4 • 190 • R/R
INF • Grapevine, Texas



EVAN LEE
So. • 6-2 • 190 • R/L
LHP/OF • Bryant, Ark.




KOLE RAMAGE
Fr. • 6-1 • 185 • R/R
RHP • Southlake, Texas




ANGUS DENTON
So. • 5-11 • 160 • R/R
RHP • Beebe, Ark.




CALEB BOLDEN
Fr. • 6-2 • 170 • R/R
RHP • Texarkana, Texas




MATT CRONIN
So. • 6-2 • 190 • L/L
LHP • Navarre, Fla.




GRANT KOCH
Jr. • 6-0 • 195 • R/R
C • Fayetteville, Ark.




JAKE REINDL
Jr. • 6-1 • 200 • R/R
RHP • Fayetteville, Ark.




JACOB KOSTYSHOCK
So. • 6-4 • 175 • R/R
RHP • O'Fallon, Mo.




WESTON ROGERS
Jr. • 6-4 • 215 • L/L
LHP • Springdale, Ark.




DEREK RIPP
Fr. • 6-6 • 230 • L/R
INF • Olathe, Kan.




KEVIN KOPPS
R-So. • 6-0 • 195 • R/R
RHP • Sugar Land, Texas




BARRETT LOSEKE
Jr. • 6-0 • 180 • R/R
RHP • Tulsa, Okla.




HUNTER MILLIGAN
Fr. • 6-4 • 205 • L/L
LHP • Greenbrier, Ark.




ZACK PLUNKETT
R-Jr. • 6-2 • 205 • R/R
C • Hurst, Texas




ISAIAH CAMPBELL
R-So. • 6-4 • 235 • R/R
RHP • Olathe, Kan.




CODY SCROGGINS
R-So. • 6-0 • 185 • R/R
RHP • Bentonville, Ark.



ZEBULON VERMILLION
Fr. • 6-4 • 185 • L/R
RHP • Prairie Village, Kan.




JACKSON RUTLEDGE
Fr. • 6-8 • 260 • R/R
RHP • St. Louis, Mo.




DAVE VAN HORN
Head Coach
16th Season



WES JOHNSON
Assistant Coach
2nd Season




NATE THOMPSON
Assistant Coach
1st Season




CRAIG PARRY
Volunteer Assistant
1st Season



CLAY GOODWIN
Dir. of Operations
11th Season



JAKE ARLEDGE
Student Assistant
1st Season



COLBY SUGGS
Volunteer
1st Season



HARRISON HEFFLEY
Student Assistant
1st Season