



ARKANSAS Baseball Game Notes

9 College World Series Appearances • 7 NCAA Super Regional Appearances
30 NCAA Tournament Appearances • 2 SEC Regular Season Titles • 5 SEC Western Division Titles

2018 RESULTS

FEBRUARY (6-2)		
16	BUCKNELL	W, 14-2
17	BUCKNELL	W, 32-4
18	BUCKNELL	W, 3-1
21	vs. Arizona (San Diego, Calif.)	W, 1-0
23	vs. Cal Poly (San Diego, Calif.)	L, 4-3
24	at San Diego State	W, 5-2
25	at San Diego	L, 7-6
28	DAYTON	W, 18-1
MARCH (13-7)		
1	DAYTON	W, 11-0
2	SOUTHERN CAL	W, 4-0
3	SOUTHERN CAL	L, 3-1
4	SOUTHERN CAL	W, 7-6 (8 inn.)
9	KENT STATE (DH)	W, 7-2
	KENT STATE (DH)	L, 10-4
11	KENT STATE	W, 11-4
13	TEXAS	W, 13-4
14	TEXAS	W, 7-5
16	#4 KENTUCKY*	W, 9-4
17	#4 KENTUCKY* (DH)	W, 14-2
	#4 KENTUCKY* (DH)	W, 16-9
20	vs. Charlotte (BB&T Park)	Cancelled
21	at Charlotte	L, 6-3
23	at #2 Florida*	W, 6-3
24	at #2 Florida*	L, 17-2
25	at #2 Florida*	L, 5-4
27	vs. Memphis (AutoZone Park)	W, 8-7
29	at #4 Ole Miss*	W, 6-4
30	at #4 Ole Miss*	L, 5-4
31	at #4 Ole Miss*	L, 11-10
APRIL (13-4)		
3	ULM	W, 10-9 (10 inn.)
4	ULM	W, 4-0
6	#13 AUBURN*	W, 2-1
7	#13 AUBURN*	W, 13-2
8	#13 AUBURN*	W, 5-4
10	GRAMBLING ST. (NLR, Ark.)	W, 7-6
12	SOUTH CAROLINA*	L, 3-2
14	SOUTH CAROLINA* (DH)	W, 2-0 (7 inn.)
	SOUTH CAROLINA* (DH)	W, 3-0 (7 inn.)
17	MISSOURI STATE	W, 11-7
20	at Mississippi St.*	L, 6-5
21	at Mississippi St.* (DH)	L, 5-3
	at Mississippi St.* (DH)	L, 7-5
24	#4 TEXAS TECH	W, 5-1
25	#4 TEXAS TECH	Cancelled
27	ALABAMA*	W, 7-3
28	ALABAMA*	W, 7-4
29	ALABAMA*	W, 9-7
MAY (7-5)		
4	at LSU*	W, 5-4
5	at LSU*	L, 6-4
6	at LSU*	L, 7-5
11	#20 TEXAS A&M*	W, 9-3
12	#20 TEXAS A&M*	W, 3-1
13	#20 TEXAS A&M*	W, 6-3
17	at #16 Georgia*	W, 8-6
18	at #16 Georgia*	L, 8-7 (10 inn.)
19	at #16 Georgia*	L, 3-2
23	vs. South Carolina@	W, 13-8
25	vs. Florida@	W, 8-2
26	vs. LSU@	L, 2-1
JUNE (7-1)		
1	ORAL ROBERTS^	W, 10-2
2	SOUTHERN MISS^	W, 10-2
3	DALLAS BAPTIST^	W, 4-3
9	SOUTH CAROLINA+	W, 9-3
10	SOUTH CAROLINA+	L, 8-5
11	SOUTH CAROLINA+	W, 14-4
17	vs. Texas\$	W, 11-5
19	vs. Texas Tech\$	W, 7-4
22	vs. Florida/Texas Tech\$	7 p.m.

All times Central; Home game in BOLD; * - SEC Game;

@ - SEC Tournament Game (Hoover, Ala.); ^ - NCAA Regional (Fayetteville, Ark.)

+ - NCAA Super Regional (Fayetteville, Ark.); \$ - College World Series (Omaha, Neb.)

JUNE 16-27 AT COLLEGE WORLD SERIES | OMAHA, NEB.



#5 ARKANSAS RAZORBACKS

Record	46-19 (18-12 SEC)
Last Season	45-19 (18-11 SEC)
Head Coach.....	Dave Van Horn
Career Record.....	1,225-602 (30th season)
Record at Arkansas.....	640-402 (16th Season)

POTENTIAL STARTING LINEUP

POS	#	NAME	AVG	AB	R	H	2B	3B	HR	RBI	SB-SBA	BB
C	33	Grant Koch	.246	203	35	50	6	0	7	34	4-5	36
1B	3	Jared Gates	.252	119	22	30	6	0	6	23	2-2	17
2B	20	Carson Shaddy	.342	184	44	63	12	2	13	54	4-6	25
3B	15	Casey Martin	.348	233	46	81	13	0	13	47	8-9	27
SS	9	Jax Biggers	.282	195	34	55	9	0	4	26	7-8	36
LF	18	Heston Kjerstad	.344	247	64	85	15	0	14	57	3-3	23
CF	24	Dominic Fletcher	.296	250	42	74	15	1	9	47	1-4	20
RF	8	Eric Cole	.331	266	64	88	14	1	14	51	4-6	39
DH	17	Luke Bonfield	.301	196	39	59	9	1	9	47	1-1	41



Arkansas will play in its ninth College World Series in school history and fifth under head coach Dave Van Horn. Including his years at Nebraska, Van Horn has appeared in seven College World Series, tying for the second-most of any active head coach in the nation.

PR HOGS

MLB (8)

Name	Years at Arkansas	Club
Brian Anderson	2012-14	Miami
Andrew Benintendi	2014-15	Boston
Logan Forsythe	2006-08	Los Angeles Dodgers
Craig Gentry	2005-06	Baltimore Orioles
Dallas Keuchel	2007-09	Houston
James McCann	2009-11	Detroit
Blake Parker	2004-06	Los Angeles Angels
Drew Smyly	2009-10	Chicago Cubs

AAA (6)

Name	Years at Arkansas	Club
Barrett Astin	2011-13	Louisville (CIN)
D.J. Baxendale	2010-12	Rochester (MIN)
Jalen Beeks	2013-14	Pawtucket (BOS)
Brett Eibner	2008-10	Round Rock (TEX)
Matt Reynolds	2010-12	Syracuse (WAS)
Ryne Stanek	2011-13	Durham (TB)

AA (4)

Name	Years at Arkansas	Club
Dominic Ficociello	2011-13	Erie (DET)
Zach Jackson	2014-16	New Hampshire (TOR)
Bobby Wernes	2014-15	Hartford (COL)
Andy Wilkins	2008-10	Chattanooga (MIN)

A-Advanced (4)

Name	Years at Arkansas	Club
Trey Killian	2013-15	Lancaster (COL)
Jacob Morris	2011-13	Winston-Salem (CWS)
Trevor Stephan	2017	Tampa (NYY)
James Teague	2014-16	Frederick (BAL)

A (2)

Name	Years at Arkansas	Club
Clark Eagan	2014-16	West Virginia (PIT)
Chad Spanberger	2015-17	Asheville (COL)

Rookie (2)

Name	Years at Arkansas	Club
Dominic Taccolini	2014-17	AZL Padres (SD)
Doug Willey	2016	Orem (LAA)



Arkansas' Friday night starter and All-SEC second teamer Blaine Knight enters the College World Series as the only starting pitcher in the SEC to have not registered a loss this year and have an ERA under 3.00. He's also the only pitcher in the nation with a 13-0 record.

RAZORBACK PRIME NINE

>> Arkansas has played in the NCAA Tournament in 15 of the last 16 years, reaching the College World Series five times during that span (2004, 2009, 2012, 2015, 2018).

>> This year marks the ninth time Arkansas has advanced to the College World Series in program history and fifth time under head coach Dave Van Horn. Arkansas has made CWS appearances in 1979, 1985, 1987, 1989, 2004, 2009, 2012, 2015, and now 2018.

>> The Razorbacks look to top the program-best National Runner-up finish in 1979. Since the title game appearance, Arkansas has never won more than two games during a trip to Omaha.

>> Arkansas has defeated Texas, 11-5, and Texas Tech, 7-4, to earn a spot in the CWS semifinals, its fifth semifinal appearance in nine world series appearances.

>> Arkansas is 81-64 (.559) all-time in the NCAA Tournament, including 17 tournament wins in the last five years.

>> The Hogs are 9-2 in postseason play this year, going 2-1 in the SEC Tournament, 3-0 in the Fayetteville Regional and 2-1 in the Fayetteville Super Regional.


>> Arkansas is 13-16 all-time in the College World Series and 1-4 in CWS semifinal games. The Hogs last reached the semifinals in 2012, defeating Kent State and South Carolina en route.

>> Sophomore outfielder Dominic Fletcher went a perfect 4-for-4 at the plate, falling just a triple shy of the cycle in the CWS second round Wednesday against Texas Tech becoming the first player with four hits and four RBIs in a CWS game at TD Ameritrade Park.

>> Fletcher is the first Hog with four hits in a CWS game since Jeff King against Stanford in 1985.

2018 SEC STANDINGS

	Conference				Overall			Last 10	Streak
	W	L	Win%	GB	W	L	Win%		
WESTERN EASTERN									
Florida	20	10	.667	--	48	20	.706	6-4	W1
Georgia	18	12	.600	2.0	39	21	.650	5-5	W3
South Carolina	17	13	.567	3.0	37	26	.597	7-3	W1
Vanderbilt	16	14	.533	4.0	35	27	.565	7-3	L1
Kentucky	13	17	.433	7.0	34	22	.607	4-6	L4
Missouri	12	18	.400	8.0	34	22	.607	4-6	L1
Tennessee	12	18	.400	8.0	29	27	.518	4-6	L1
WESTERN EASTERN									
Ole Miss	18	12	.600	--	48	17	.738	7-3	L2
Arkansas	18	12	.600	--	46	19	.708	8-2	W3
Auburn	15	15	.500	3.0	43	23	.662	7-3	W1
LSU	15	15	.500	3.0	39	27	.591	6-4	L1
Mississippi St.	15	15	.500	3.0	38	27	.578	8-2	W3
Texas A&M	13	17	.433	5.0	40	22	.645	5-5	L2
Alabama	8	22	.267	10.0	27	29	.482	4-6	L1



All year, the Razorbacks have honored the late great Razorback football coach and athletic director Frank Broyles with a special "JFB" decal on the back of their helmets all season.

MORE RAZORBACK NOTES

DVH BY THE NUMBERS

For the seventh time in his coaching career and fifth time in his Arkansas tenure, head coach Dave Van Horn is headed to Omaha. The Razorbacks are 6-8 in the College World Series under DVH. Arkansas' 14-4 win over South Carolina clinched the Fayetteville Super Regional, the seventh Super Regional in school history. The skipper picked up his 600th win at Arkansas in a 5-2 win over San Diego State on Feb. 25 and currently has 1,226 career wins in his 30-year career. Over his 16 seasons at Arkansas, DVH has led the Razorbacks to five College World Series appearances, six Super Regionals, 15 NCAA Tournament berths, one SEC overall title, four SEC Western Division championships and a total of 641 wins.

NOT OUR FIRST RODEO

Arkansas is 81-64 (.558) all-time in the NCAA Tournament, including a 9-6 (.600) record in NCAA Super Regionals. The Razorbacks have advanced to the College World Series eight times, previously, in its history, most recently in 2015, and appeared in seven Super Regionals.

HOGS BEAT SEC-FOE SOUTH CAROLINA FOR COLLEGE WORLD SERIES SPOT

Arkansas and South Carolina faced off for the seventh time this year when the two teams played game three of the Fayetteville Super Regional on Monday. It was the most times Arkansas has faced a team in one season in program history. The Razorbacks slugged their way to Omaha, beating the Gamecocks, 14-4, for its second-largest victory ever in a Super Regional game. Senior Carson Shaddy hit his third home run of the NCAA Tournament as part of a five-run first inning and was one of 11 hits in the game.

RAZORBACKS SWEEP THROUGH FAYETTEVILLE REGIONAL

Arkansas made easy work in its regional defeating four-seed Oral Roberts and two-seed Southern Miss each by a score of 10-2. It was able to finish the perfect week with a 4-3 win over Dallas Baptist after Jake Reindl threw seven stellar innings out of the bullpen, followed by Matt Cronin, who saved his third game in as many appearances.

ARKANSAS TIES SCHOOL RECORD WITH 11 MLB DRAFT PICKS

The Razorback baseball program tied its record for number of draft picks in a single year when 11 of its current players heard their name called tying the record set in 2013 and was the second-most from any school in the nation.

2018 Arkansas MLB Draft Picks

Name	Team	Round	No.
Blaine Knight	Baltimore	3rd	87
Eric Cole	Kansas City	4th	122
Grant Koch	Pittsburgh	5th	144
Jax Biggers	Texas	8th	239
Carson Shaddy	Washington	10th	311
Kacey Murphy	Detroit	11th	315
Evan Lee	Washington	15th	461
Barrett Loseke	New York Yankees	17th	517
Jake Reindl	Chicago Cubs	17th	518
Isaiah Campbell	LA Angels	24th	721
Zack Plunkett	Arizona	37th	1,119

BLAINE KNIGHT NAMED ALL-AMERICAN

Junior Blaine Knight earned All-America status earlier this month as Collegiate Baseball (3rd Team), D1 Baseball (1st Team), the NCBWA (1st Team), and (Baseball America (2nd Team) gave him the distinctive honor. He is the first All-American pitcher since Keaton McKinney in 2015 and 42nd All-American overall in Arkansas history. Knight has been the Arkansas ace all season racking up a perfect 12-0 record as the Hogs' Friday night starter with six wins coming in conference play. That 13-0 record is good for the most wins in the Southeastern Conference and he's the only pitcher in Division I with a 13-0 record this year. His 13 wins currently tie the school record for wins in a season.

KJERSTAD BLASTING WAY THROUGH FRESHMAN RECORD BOOK

Freshman outfielder Heston Kjerstad went off at the NCAA Regional, including a two-homer day against Oral Roberts in the opener. Kjerstad added three more hits in the Super Regional, including a home run, and three hits in the College World Series opener against Texas. He now has 85 hits and 14 home runs, while hitting .344, the second-highest average on the team. His 85 hits are a new Arkansas freshman record recently set by Dominic Ficociello (2011) and Jeff King (1984). He's also broken the single-season Arkansas freshman record for home runs set by Zack Cox (13) in 2009.

ARKANSAS FRESHMAN RECORDS

Batting Average

.383	Jeff King (1984)
.348	Casey Martin (2018)
.344	Heston Kjerstad (2018)

Hits

85	Heston Kjerstad (2018)
81	Casey Martin (2018)
75	Dominic Ficociello (2011)
	Jeff King (1984)

Home Runs

14	Heston Kjerstad (2018)
13	Casey Martin (2018)
	Zack Cox (2009)
12	Dominic Fletcher (2017)

Total Bases

142	Heston Kjerstad (2018)
133	Casey Martin (2018)
122	Danny Hamblin (2004)

HELLO, OLD FRIEND

Going into the College World Series, Arkansas has faced the eight-team field 10 times in the regular season, seven coming in its own bracket alone. The Razorbacks swept a midweek series against Texas in March by a combined score of 20-9 and hitting a combined .359. Against Florida, it split its four regular-season games with one game occurring in the SEC Tournament. Finally, against Texas Tech, Arkansas had its two-game midweek series cut down to one game due to weather, but the Hogs struck out the Red Raiders 17 times in the 5-1 victory on April 24.



Baum Stadium hosted nine games during the NCAA Regionals and Super Regionals over the past two weeks, welcoming more fans than any other ballpark in the nation with 89,852 packing the stadium during the two rounds that saw Arkansas advance to the program's ninth College World Series. This year, the Hogs are 35-4 at home, good for the best home record in the SEC.

MORE RAZORBACK NOTES

MARTIN, KJERSTAD NAMED FRESHMAN ALL-AMERICANS

Continuing to rack up award after award, the freshman duo of infielder Casey Martin and outfielder Heston Kjerstad added another high distinction to their growing collection as Collegiate Baseball and the NCBWA both named them Freshman All-Americans. It's the second-straight year Arkansas has had a Freshman All-American (Dominic Fletcher) and the 43rd and 44th All-American in school history. Kjerstad has broken the Arkansas record for hits (85), home runs (14) and total bases (142) in a season by a freshman and was named the SEC Freshman of the Year. Martin and Kjerstad are currently 1-2 in hitting on the team with Martin leading all players with a .348 average. Kjerstad is close behind with a .344 average.

MR. JUNE - JARED GATES

For the second-consecutive year, infielder Jared Gates has come up clutch in the postseason. Gates, a junior college transfer from Iowa Western Community College, is hitting a combined .344 (21-for-61) over the last two years in the SEC Tournament and NCAA Tournament. He has seven extra-base hits and 10 RBIs over 21 postseason games in his career. In the NCAA Tournament, Gates is hitting .345 with two home runs this year.

KJERSTAD NAMED SEC FRESHMAN OF YEAR; SEVEN NAMED ALL-SEC

Arkansas outfielder Heston Kjerstad was named the SEC's Freshman of the Year, leading six other Razorbacks that were named to the All-SEC, All-Freshman and All-Defense Teams. Kjerstad is the first player to be named the SEC Freshman of the Year in school history. The seven All-SEC players for the 2018 season is the most in one year in the Dave Van Horn era.

OF Heston Kjerstad - SEC Freshman of the Year; All-SEC Second Team; All-Freshman Team

INF Carson Shaddy - All-SEC First Team

OF Eric Cole - All-SEC Second Team

INF Casey Martin - All-SEC Second Team; All-Freshman Team

RHP Blaine Knight - All-SEC Second Team

C Grant Koch - All-Defense

OF Dominic Fletcher - All-Defense

HOW THE WEST WAS WON

Arkansas claimed its fifth division title in school history earning a share of SEC Western Division title for the first time since 2011. Four of Arkansas' five SEC Western Division crowns have come under current head coach Dave Van Horn (2004, 2007, 2011). The first SEC division title came in 1999 under longtime head coach Norm DeBriyn, a year the Hogs also won the overall title.

Western Division Titles In School History

YEAR	HEAD COACH	RECORD (CONFERENCE)
1999*	Norm DeBriyn	42-23 (22-8 SEC)
2004*	Dave Van Horn	45-24 (19-11 SEC)
2007	Dave Van Horn	43-21 (18-12 SEC)
2011	Dave Van Horn	40-22 (15-15 SEC)
2018	Dave Van Horn	46-19 (18-12 SEC)

* - denotes won SEC overall title

LEADING OFF...

Junior Eric Cole has become one of Arkansas' most reliable hitters in the 2018 season. With a .331 batting average entering game three of the CWS, Cole is in the middle of the pack among the team leaders and is in the midst of the best year of his career. Cole took over the lead-off spot on April 24 against Texas Tech and since then, the Hogs are 18-6 and Cole is hitting .337 with five homers and 20 RBIs.

Eric Cole Year-to-Year

	2016 (Fr.)	2017 (So.)	2018 (Jr.)
Avg.	.265	.282	.333
Runs	14	31	64
Hits	27	58	88
RBIs	7	25	51
2B	2	12	14
HR	0	5	14
BB	13	19	39

A GOOD MONTH GONE BY

April was a good month for the Razorbacks. The Hogs went 13-4 and hit a combined .306, while scoring 100 runs (5.9/game). Dominic Fletcher capped off his hot month with a go-ahead home run against Alabama in game three, his second of the month and sixth of the year, to help the Hogs finish another conference series sweep. Fletcher enters Omaha hitting .325 in conference games, good for fourth on the team and hit an astounding .448 in April.

LOSEKE GARNERS NATIONAL PITCHER OF THE WEEK

After an 8.1 scoreless inning showing across three separate appearances out of the bullpen, junior Barrett Loseke was named the SEC and NCBWA National Pitcher of the Week following Arkansas' win over Texas Tech and series win over Alabama in April, the first for an Arkansas player since 2015.

Over that week, Loseke gave up only two hits and walked four, while striking out 17 batters, corraling two saves and a win. Ten of his 17 strikeouts came against No. 4 Texas Tech, a feat he accomplished in just 4.2 perfect innings. It was the fifth time this year an Arkansas player won a weekly award. Loseke has only given up four earned runs in his last 14 appearances (30.2 innings) and struck out 38 batters.

Barrett Loseke (Last 14 Appearances)

Date	Opp.	IP	H	ER	R	BB	K
4/24	Texas Tech	4.2	0	0	0	0	10
4/28	Alabama	1.1	1	0	0	1	2
4/29	Alabama	2.1	1	0	0	3	5
5/4	at LSU	2.1	1	0	0	3	2
5/12	Texas A&M	1.2	2	1	1	1	2
5/13	Texas A&M	0.2	1	0	0	0	0
5/18	at Georgia	4.1	4	1	1	2	2
5/23	vs. S.C.	0.2	1	0	0	0	0
5/25	vs. Florida	1.0	1	1	1	1	2
6/9	S.C.	3.0	0	0	0	1	4
6/11	S.C.	2.1	1	1	1	2	2
6/17	vs. Texas	1.2	2	0	0	1	2
6/20	vs. Texas Tech	3.0	2	0	0	0	5
Totals		30.2	17	4	4	14	38

KNIGHT SURPASSES 200 STRIKEOUTS IN CAREER

With a strikeout of the first batter he faced against Alabama, junior pitcher Blaine Knight reached the 200 career strikeout plateau, becoming just the 13th Razorback to ever record 200 strikeouts or more in a career. With now 238 strikeouts over 52 appearances, Knight sits alone at fifth all-time in school history.

Arkansas Career Strikeout Leaders

Place	Strikeouts	Player	Years
1.	345	Nick Schmidt	2005-07
2.	301	Matt Carnes	1995-97
3.	283	David Walling	1998-99
4.	261	Scott Tabor	1979-82
5.	238	Blaine Knight	2016-present
6.	229	Charley Boyce	2003-06



Freshman Heston Kjerstad was named the SEC Freshman of the Year prior to this year's SEC Tournament. He's the first Razorback to be given the honor and the third to win a major conference award. Recently, Kjerstad broke the Arkansas freshman single-season home run record, hitting his 14th of the year last Monday.

LOSEKE, PITCHING STAFF SHUT DOWN RED RAIDERS

With a 5-0 lead to work with, Arkansas' pitching staff shut down the hot Texas Tech offense in Baum Stadium. Junior Barrett Loseke was lights out in earning his first victory of the year after throwing 4.2 perfect innings and striking out a career-high 10 batters. It's the second time this year that Loseke has struck out eight or more and the 17 strikeouts as a staff is the most since fanning a school-record tying 18 against Grand Canyon last year.

SLAMMING THE DOOR

Sophomore Matt Cronin is closing in on the Arkansas single-season record for saves in 2018. After closing out the final two innings in Arkansas' 4-3 win over Dallas Baptist, Cronin now has 12 saves on the year, good for third most in the SEC. With one more save, he'll tie current volunteer coach Colby Suggs, who is the current Razorback single-season saves record holder at 13. Cronin has earned saves in four of his last six appearances. He also earned two saves in the same day as part of the doubleheader against South Carolina earlier this year.

SEC Saves Leaders

Rank	Player	Games	Saves
1.	M. Byrne (UF)	34	15
2.	N. Hoffman (TAMU)	33	14
3.	Matt Cronin (ARK)	21	12
4.	C. Machamer (UK)	23	10
	P. Caracci (OM)	27	10

Arkansas Single-Season Saves Record

Rank	Player	Saves
1.	Colby Suggs (2013)	13
2.	Matt Cronin (2018)	12
3.	Phillip Stidham (1989)	12
	Tim Deitz (1985)	12
5.	Barrett Astin (2012)	11
	Phillip Stidham (1990)	11
7.	Phillip Stidham (1991)	10
8.	Zach Jackson (2015)	9
	Stephen Richards (2009)	9
	Devin Collis (2006)	9
	Jason Stephens (1996)	9

PITCHING STAFF NEARLY PERFECT

For the first time since 1984, Arkansas shutout a conference opponent twice in the same day when it earned a series win over South Carolina in its doubleheader on April 14, winning 2-0 and 3-0 with each going seven innings. Kacey Murphy and Isaiah Campbell combined for 11 shutout innings, while Matt Cronin closed out both games to up his season saves total to nine for the year. Murphy almost became the first Razorback to ever record a perfect game after he retired 18 batters in a row before giving up a lead-off single in the seventh. It was the first time in the history between the two teams that Arkansas shutout South Carolina twice in the same series.

HOW SWEEP IT IS

With its 6-3 win over Texas A&M, Arkansas secured its fourth conference series sweep of the year. This season marked the first time since 1999 that the Razorbacks swept four or more conference series in the same year. All four sweeps occurred inside Baum Stadium and Arkansas did not lose a single series, including non-conference, at home. In those four regular-season sweeps, Arkansas averaged over eight runs per game and hit 22 homers.

ARKANSAS CONSISTENTLY PLAYS CLOSE GAMES

Arkansas has played in 19 one-run games this year and come away winners in nine of those games. In two-run games, the Razorbacks are 7-5 this year and 10 of their last 14 games have been decided by two runs or less. In their five conference series losses, the Hogs have played in seven one-run games and six two-run games. All but one of those games was decided by more than three runs (17-2 loss at Florida - March 24).

IT'S BLAINE KNIGHT AND EVERYONE ELSE

Junior Blaine Knight has clearly shown why he is the ace of the Arkansas pitching staff this year. Knight is currently best among Razorback hurlers with a 2.88 ERA over 18 starts, good for fifth-lowest in the SEC. He had a sub-1.00 ERA through his first four starts and has struck out four or more batters in 16 of his 18 appearances. Against Florida, Knight out-dueled Brady Singer, going 6.2 innings and holding the Gator offense to just three runs with 10 strikeouts. It was Knight's first 10-strikeout performance of the season and he was just the second pitcher to notch 10 K's against the defending national champions this year. In his 10 con-



With the win over San Diego State in the second week of the season, head coach Dave Van Horn became the third coach in the SEC to win his 600th game at his current school. Earlier this year, Van Horn also won his 1,200th game as a head coach combined over his years in junior college, Division II, and Division I.

ference starts, Knight earned wins against preseason All-Americans Sean Hjelle, Brady Singer, Ryan Rolison, and Casey Mize and is the only pitcher in the nation with a 13-0 record.

REINDL FINDS HIS GROOVE

Junior Jake Reindl earned the win after handcuffing Auburn for seven innings out of the bullpen and striking out a career-high nine batters. Reindl gave up an RBI single to the second batter he faced in the third inning and went on to retire the final 18 batters he faced in what was the longest outing by an Arkansas reliever this year. Reindl had a 5.62 ERA in nine appearances before that game, but lowered his ERA a full run to 4.30 after helping Arkansas to its second SEC series sweep of 2018. Since that Auburn game, Reindl has only allowed six runs and struck out 26. His 2.96 ERA is the lowest among Arkansas relievers with 10 or more appearances.

Jake Reindl (Last 15 Appearances)

Date	Opp.	IP	H	ER	R	BB	K
4/8	Auburn	7.0	1	1	1	2	9
4/17	Mo. St.	4.0	1	0	0	1	7
4/20	Miss. St.	0.1	1	0	0	0	0
4/21	Miss. St.	2.1	3	1	1	0	2
4/27	Alabama	3.0	3	0	0	0	4
4/29	Alabama	1.2	1	0	0	1	3
5/4	LSU	0.2	0	0	0	0	2
5/5	LSU	1.2	2	2	0	3	2
5/11	Texas A&M	2.0	1	0	0	0	4
5/13	Texas A&M	1.0	0	0	0	2	1
5/17	Georgia	0.1	2	1	1	0	1
5/26	vs. LSU	4.0	1	0	0	0	3
6/3	DBU	7.0	5	1	1	0	4
6/10	S.C.	0.0	2	3	3	1	0
6/11	S.C.	0.2	0	0	0	2	2
Totals		35.2	23	9	7	12	44

TAPE MEASURE SHOT

In game two of the midweek series with ULM, Heston Kjerstad hit Arkansas' longest home run of the year when he deposited a second inning moonshot over the Baum Stadium scoreboard in right field. The homer was measured at 430 feet and had an exit speed of 113 mph. Kjerstad is currently tied for first on the team with 14 home runs and is ninth in the league, best among freshmen.

MORE RAZORBACK NOTES

NO PLACE LIKE HOME

The Razorbacks were stellar at home this season, building up a 35-4 record in series wins over Bucknell, Dayton, USC, Kent State, Texas, No. 4 Kentucky, No. 13 Auburn, South Carolina, Texas Tech, Alabama, and Texas A&M. As a team, Arkansas is hitting .329, while the pitching staff has garnered a 2.84 ERA in games played at Baum Stadium. The starting pitchers have picked up 24 of the victories, while the staff as a whole is holding batters to a .216 average. At the plate, the Hogs have smashed 61 of the season's 94 homers at Baum Stadium and are slugging a combined .533.

CALL IN THE BAUM SQUAD

In 2017, Arkansas crushed an SEC-best 83 home runs. It was the most home runs by a Razorback team since 2010. The Hogs have picked up where they left off with 97 home runs after 65 games, 14 more than they had all last year. Eric Cole and Heston Kjerstad lead all Razorbacks with 14 home runs on the year. Arkansas has had 13 different players hit at least one home run this year, which ties for the fourth-most in the nation.

171 of Arkansas' 470 runs in 2018 have come from the home run ball, making 36 percent of the team's total run production.

Most Home Runs Hit (NCAA)

Rank	Team	Home Runs
1.	Tennessee Tech	135
2.	Clemson	98
4.	Arkansas	97
3.	Florida	96
5.	NC State	87

DANGEROUS WITH TWO OUTS

The Razorbacks have made a habit of the two-out rally this year. Over 64 games, the Hogs have hit .278 as a team with two outs and have driven in 164 of their runs with two away. Carson Shaddy leads all Razorbacks with a .373 average (22-for-59) with two outs. Right behind him is Casey Martin (.361) and Heston Kjerstad (.360).

CASEY MARTIN EARNS SEC ALL-TOURNAMENT TEAM HONORS

For the second-straight year, Arkansas placed at least one player on the SEC All-Tournament Team when Casey Martin earned the third base spot, becoming the second third baseman in school history (Zack Cox, 2009) to earn the distinction. Martin finished the week 4-for-12 (.333) with three of his hits being homers. He led all players with three home runs on the week, including two coming in the second round game against South Carolina. It was Martin's second multi-home run game this year.

RACK 'EM UP

The Razorback defense has turned 58 twin killings this year, tying for the most in the SEC and tied for seventh in the nation. The four double plays turned against Ole Miss back in March was one less than the school record for double plays turned in a single game.

HARD TO STOP AFTER SIX

Arkansas is 39-2 this year when leading after six innings. Of the 470 runs scored combined by the Razorbacks, 346 have been scored in the first six innings. Arkansas' largest run output comes in the second (73) and seventh (62) innings.

RAZORBACKS BLAST LONGHORNS AND WILDCATS

The Razorbacks blew past the competition during opening week of conference play in mid March, sweeping a midweek series against old Southwest Conference rival Texas and then sweeping No. 4 Kentucky to open SEC play. The sweep over the Wildcats was Arkansas' first over a Kentucky team since 2004. Arkansas brought the offensive firepower all week to hit .398 as a team, while scoring 59 runs over the five-game stretch, 39 in the series against Kentucky. The 39 runs scored against the Wildcats ended up being the most runs scored by an Arkansas team in an SEC series since 1997. The Hogs also clubbed 15 homers over the five games, 13 against Kentucky.

BIGGERS AND MARTIN TAKE HOME WEEKLY AWARDS

Following the offensive explosion against Texas and Kentucky, junior Jax Biggers was named the SEC's Player of the Week, while freshman Casey Martin took the league's Freshman of the Week honors. Biggers had a breakout week, hitting .588 with two doubles, two home runs, and seven RBIs out of the lead-off spot in five games against Texas and No. 4 Kentucky. In the Kentucky series alone, Biggers totaled three multi-hit games, including one three-hit game and one four-hit performance. Martin continued his stellar start to his freshman campaign, hitting .350 with three home runs and seven RBIs combined against Texas and Kentucky.

BONFIELD AND SHADDY REACH 150 STARTS IN CAREERS

Luke Bonfield and Carson Shaddy both reached the 150-start plateau this season. For Bonfield, he made his milestone start at DH in game two against Florida (March 24), while Shaddy earned his at Memphis (March 27). They both are the first Razorbacks to reach that mark since Michael Bernal finished his career with 167 starts after the 2016 season. Danny Hamblin still holds the record for 245 starts in his career. Entering their second game of the College World Series, Bonfield sits at 185 starts, while Shaddy is at 181 for his career.

DVH WINS 600TH GAME AS RAZORBACK HEAD COACH

By defeating San Diego State, 5-2, on Feb. 24, head coach Dave Van Horn claimed his 600th win as the Razorback skipper. Van Horn is now one of only three head coaches in the SEC with 600 or more wins at their current school. Earlier this year against ULM, Van Horn won his 1,200th game as a head coach combined over his years in junior college, Division II, and Division I.

KNIGHT MAKES THIRD-STRAIGHT OPENING WEEKEND START

For the third-straight season, Bryant, Arkansas native Blaine Knight was part of Arkansas' starting rotation for the first series of the year. Knight held Bucknell hitless over five innings in a 14-2 victory. Combined in his three opening weekend starts, Knight has struck out 12 batters in 14 innings, while allowing just two runs and walking two batters.

HOGS PLATE 49 RUNS ON BUCKNELL

Arkansas cruised to a sweep over Bucknell on opening weekend. While the three wins were impressive enough, it was the amount of runs that was astounding. Forty-nine Razorback runs crossed the plate combined over the three games including 32 in Saturday's game two. The 49 runs is the most in the first three games of a season since 1997. The sweep was the team's fifth-straight to open a season dating back to 2014, while the 32 runs in game two was just one less than the school record for runs scored in a single-game (1984).

EARLY RECOGNITION FOR BLAINE KNIGHT

Razorback junior right-hander Blaine Knight was named a Louisville Slugger Preseason Third-Team All-American by Collegiate Baseball Magazine back in December. Knight was one of Arkansas' top arms in 2017, making 16 starts and compiling a 3.28 ERA in 90.2 innings pitched, the second-lowest ERA among Arkansas starting pitchers. His eight wins were good for tops on the team and were the most by an Arkansas pitcher since Chris Oliver had eight in 2014.

KOCH NAMED PRESEASON ALL-AMERICAN

Razorback junior catcher Grant Koch was named a Preseason Third-Team All-American by D1Baseball.com in January. The Hog backstop was a constant in the lineup last year as he started in nearly every game (63 games), and hit .264 with a career-best 13 home runs and 42 RBIs. His home run total was the seventh most in the conference, most among catcher, and most by a Razorback catcher in the Dave Van Horn era.

HIGH MARKS IN PRESEASON SEC POLL

The Razorbacks were picked by the league's head coaches to win the Western Division and finish second overall. In the 27th annual preseason SEC poll, the Hogs picked up 12 of the 14 votes to win the division and one vote to take the league overall.

FOUR HOGS EARN PRESEASON ALL-SEC MARKS

Arkansas was one of two schools (Florida) to have four or more players earn a spot on either Preseason All-SEC team. Catcher Grant Koch led all Razorbacks as the lone first-team player, followed by Blaine Knight, Jax Biggers, and Dominic Fletcher, who make up the second team.

COMPARING TO THE 2010 TEAM

This year's Razorback offense is one of the best, statistically, in program history. All of the major offensive categories are the highest since the 2010 Super Regional team and continuing to rise. Five different players are hitting .300 or higher with Casey Martin leading the way with a .344 average going into the CWS. In 2010, only four players (Zack Cox, Collin Kuhn, Brett Eibner, Bo Bigham) were hitting .300 or higher.

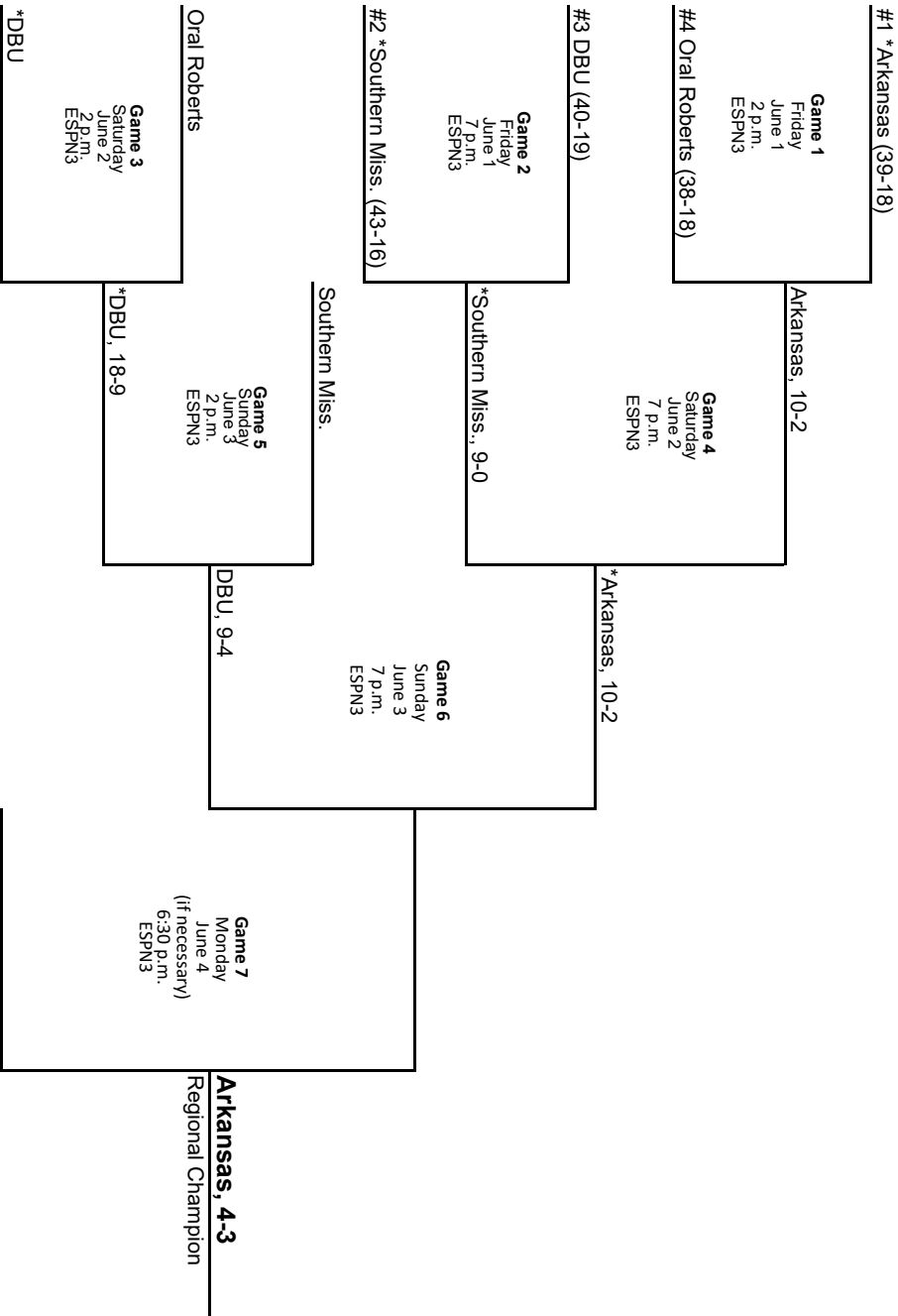
Offensive Categories Comparison (As A Team)

	2018 (46-19)	2010 (43-21)
Avg.	.303	.306
Runs	470	481
Hits	670	697
RBIs	441	449
2B	110	130
HR	97	92
BB	311	261
SLG%	.489	.494
TB	1,081	1,125



2018 NCAA DIVISION I BASEBALL CHAMPIONSHIP

Fayetteville Regional - Arkansas Host
June 1-4, 2018
All times are local



© 2018 National Collegiate Athletic Association. No commercial use without the NCAA's written permission. The NCAA opposes all forms of sports wagering.

* Home Team

College World Series Bracket



2018 NCAA Men's College World Series
 TD Ameritrade Park Omaha - Omaha, Nebraska
 June 16-26/27

BRACKET 1

***Oregon St. (49-10-1)**

Game 1
 Saturday, June 16
 2 p.m.
 ESPN
 North Carolina (43-18)

***North Carolina 8-6**

Game 6
 Tuesday, June 19
 10 a.m.
 ESPN2
 Mississippi St. 12-2

***Mississippi St. (37-27)**

Game 2
 Saturday, June 16
 7 p.m.
 ESPN
 Washington (35-24)

Mississippi St. 1-0

Game 11
 Friday, June 22
 2 p.m.
 ESPN

Oregon St.

***North Carolina**

Game 9
 Wednesday, June 20
 7 p.m.
 ESPN
 Oregon St. 14-5

***Oregon St. 11-6**

***Bracket 1 (if necessary)**
 Saturday, June 23
 TBA
 ESPN
 Loser Game 11 (if first loss)

BRACKET 1 WINNER

Game 5
 Monday, June 18
 1 p.m.
 ESPN
***Washington**



BRACKET 2

***Arkansas (44-19)**

Game 3
 Sunday, June 17
 1 p.m.
 ESPN
 Texas (42-21)

Arkansas 11-5

Game 8
 Wednesday, June 20
 11 a.m.
 ESPN2
***Texas Tech 6-3**

Arkansas 7-4

***Florida (47-19)**

Game 4
 Sunday, June 17
 6 p.m.
 ESPN2
 Texas Tech (44-18)

***Texas Tech 6-3**

Game 12
 Friday, June 22
 7 p.m.
 ESPN

Loser Game 12 (if first loss)
****Bracket 2 (if necessary)**
 Saturday, June 23
 TBA
 ESPN

BRACKET 2 WINNER

***Texas**

Game 7
 Tuesday, June 19
 1 p.m.
 ESPN
 Florida

***Texas Tech**

Game 10
 Thursday, June 21
 7 p.m.
 ESPNU
 Florida 6-1

CWS Finals
 (Best two-of-three)
 Game One - Monday, June 25
 6 p.m. ESPN
 Game Two - Tuesday, June 26
 6 p.m. ESPN
 #Game Three - Wednesday, June 27
 6 p.m. (if necessary) ESPN

NATIONAL CHAMPION



All times Central. *Home Team

*Bracket 1 will be necessary if the winner of Game 9 also wins Game 11. If it is the only game scheduled for that day, the game will tentatively start at 7 p.m. If there are two games for that day, the game will tentatively start at 2 p.m.

**Bracket 2 will be necessary if the winner of Game 10 also wins Game 12. If it is the only game scheduled for that day, the game will tentatively start at 7 p.m. If there are two games for that day, the game will tentatively start at 7 p.m.

#CWS Finals Game 3 will be necessary if the winner of CWS Finals Game 1 loses CWS Finals Game 2

Tournament History

NCAA Tournament (81-64, .559)

Regional Record:	57-41 (.582)
Super Regional Record:	11-7 (.611)
CWS Record:	13-16 (.448)

2018 Fayetteville Regional (3-0)

Baum Stadium • Fayetteville, Ark.	
Oral Roberts	W 10-2
Southern Miss	W 10-2
Dallas Baptist	W 4-3

2018 Fayetteville Super Regional (2-1)

Baum Stadium • Fayetteville, Ark.	
South Carolina	W 9-3
South Carolina	L 8-5
South Carolina	W 14-4

2018 College World Series (2-0)

TD Ameritrade Park • Omaha, Neb.	
Texas	W 11-5
Texas Tech	W 7-4

2017 Fayetteville Regional (3-2)

Baum Stadium • Fayetteville, Ark.	
Oral Roberts	W 3-0
Missouri State	L 5-4
Oral Roberts	W 4-3
Missouri State	W 11-10
Missouri State	L 3-2

2015 Stillwater Regional (3-0)

Allie P. Reynolds Stadium • Stillwater, Okla.	
Oral Roberts	W 8-6
Oklahoma State	W 7-5
St. John's	W 4-3

2015 Fayetteville Super Regional (2-1)

Baum Stadium • Fayetteville, Ark.	
Missouri State	W 18-4
Missouri State	L 3-1
Missouri State	W 3-2

2015 College World Series (0-2)

TD Ameritrade Park • Omaha, Neb.	
Virginia	L 5-3
Miami (Fla.)	L 4-3

2014 Charlottesville Regional (2-2)

Davenport Field • Charlottesville, Va.	
Liberty	W 3-2
Virginia	L 3-0
Bucknell	W 10-0
Virginia	L 9-2

2013 Manhattan Regional (2-2)

Tointon Stadium • Manhattan, Kan.	
Bryant	L 4-1
Wichita State	W 3-1
Bryant	W 12-3
Kansas State	L 4-3

2012 Houston Regional (3-0)

Reckling Park • Houston, Texas	
Sam Houston State	W 5-4
Rice	W 1-0
Sam Houston State	W 5-1

2012 Waco Super Regional (2-1)

Baylor Ballpark • Waco, Texas	
Baylor	L 8-1
Baylor	W 5-4
Baylor	W 1-0 (10)

2012 College World Series (2-2)

T.D. Ameritrade Park • Omaha, Neb.	
Kent State	W 8-1
South Carolina	W 2-1
South Carolina	L 2-0
South Carolina	L 3-2

2011 Tempe Regional (2-2)

Packard Stadium • Tempe, Ariz.	
Charlotte	L 3-2
New Mexico	W 3-0
Charlotte	W 11-3
Arizona State	L 13-4

2010 Fayetteville Regional (3-1)

Baum Stadium • Fayetteville, Ark.	
Grambling State	W 19-7
Washington State	W 6-4
Washington State	L 10-7
Washington State	W 7-2

2010 Tempe Super Regional (0-2)

Packard Stadium • Tempe, Ariz.	
Arizona State	L 7-6 (12)
Arizona State	L 7-5 (12)

2009 Norman Regional (3-0)

Mitchell Park • Norman, Okla.	
Washington State	W 10-3
Oklahoma	W 17-6
Oklahoma	W 11-0

2009 Tallahassee Super Regional (2-0)

Houser Stadium • Tallahassee, Fla.	
Florida State	W 7-2
Florida State	W 9-8

2009 College World Series (2-2)

Rosenblatt Stadium • Omaha, Neb.	
Cal State Fullerton	W 10-6
LSU	L 9-1
Virginia	W 4-3 (12)
LSU	L 14-5

2008 Stanford Regional (0-2)

Klein Field • Palo Alto, Calif.	
Pepperdine	L 4-3
Stanford	L 5-1

2007 Fayetteville Regional (2-2)

Baum Stadium • Fayetteville, Ark.	
Albany	W 9-0
Oklahoma State	L 14-3
Creighton	W 6-0
Oklahoma State	L 7-6

2006 Fayetteville Regional (1-2)

Baum Stadium • Fayetteville, Ark.	
Oral Roberts	L 4-3 (11)
Princeton	W 6-2
Oklahoma State	L 6-5

2005 Austin Regional (2-2)

Disch-Falk Field • Austin, Texas	
Miami (Ohio)	W 9-5
Texas	W 9-2
Texas	L 19-8
Texas	L 5-2

2004 Fayetteville Regional (4-1)

Baum Stadium • Fayetteville, Ark.	
Le Moyne	W 4-1
Wichita State	L 4-3
Missouri	W 10-7
Wichita State	W 11-9
Wichita State	W 4-3

2004 Fayetteville Super Regional (2-0)

Baum Stadium • Fayetteville, Ark.	
Florida State	W 7-5
Florida State	W 4-2

2004 College World Series (0-2)

Rosenblatt Stadium • Omaha, Neb.	
Texas	L 13-2
Arizona	L 7-2

2003 Austin Regional (1-2)

Disch-Falk Field • Austin, Texas	
Lamar	L 3-2
Bucknell	W 10-7
Lamar	L 7-6

2002 Wichita Regional (3-0)

Eck Stadium • Wichita, Kan.	
Oklahoma	W 8-5
Oral Roberts	W 7-6
Oral Roberts	W 11-6

2002 Clemson Super Regional (1-2)

Kingsmore Stadium • Clemson, S.C.	
Clemson	W 9-6
Clemson	L 8-7
Clemson	L 7-4

1999 Fayetteville Regional (1-2)

Baum Stadium • Fayetteville, Ark.	
Delaware	W 10-6
SMS	L 9-8 (10)
Clemson	L 12-4

1998 Midwest Regional (1-2)

Eck Stadium • Wichita, Kan.	
Arizona State	L 8-4
Wichita State	W 3-2 (11)
Georgia Tech	L 2-0

1996 Central II Regional (0-2)

Dan Law Field • Lubbock, Texas	
Oklahoma State	L 6-5
Southern California	L 15-5

1995 Midwest I Regional (0-2)

Eck Stadium • Wichita, Kan.	
Stanford	L 10-3
Texas Tech	L 14-10

1990 Midwest Regional (0-2)

Eck Stadium • Wichita, Kan.	
Fordham	L 8-5
Wichita State	L 7-6

1989 Northeast Regional (4-1)

Municipal Stadium • Waterbury, Conn.	
Le Moyne	L 7-5
George Washington	W 8-2
Illinois	W 9-2
Arizona State	W 1-0
Le Moyne	W 6-5

1989 College World Series (1-2)

Rosenblatt Stadium • Omaha, Neb.	
Wichita State	L 3-2
North Carolina	W 7-3
Wichita State	L 8-4

1988 Midwest Regional (0-2)

Allie P. Reynolds Stadium • Stillwater, Okla.	
Loyola-Marymount	L 8-3
Oklahoma State	L 13-7

1987 NCAA South I Regional (4-0)

Joe W. Davies Stadium • Huntsville, Ala.	
Middle Tenn. State	W 10-7
West Virginia	W 7-2
Clemson	W 6-5 (10)
Clemson	W 4-2

1987 College World Series (1-2)

Rosenblatt Stadium • Omaha, Neb.	
Texas	L 13-6
Georgia	W 5-4
LSU	L 5-2

1986 NCAA Midwest Regional (1-2)

Allie P. Reynolds Stadium • Stillwater, Okla.	
Oregon State	W 4-3
Stanford	L 2-0
Oregon State	L 1-0

1985 South II Regional (4-0)

Seminole Stadium • Tallahassee, Fla.	
Eastern Kentucky	W 20-13
George Mason	W 13-9
Florida State	W 7-6
Georgia Tech	W 7-5

1985 College World Series (2-2)

Rosenblatt Stadium • Omaha, Neb.	
South Carolina	W 1-0
Mississippi State	L 5-4
Stanford	W 10-4
Texas	L 8-7

1983 Midwest Regional (0-2)

Allie P. Reynolds Stadium • Stillwater, Okla.	
Oral Roberts	L 7-6
Wichita State	L 6-3

1980 Midwest Regional (1-2)

J.L. Johnson Stadium • Tulsa, Okla.	
Oral Roberts	W 3-2
Missouri	L 6-0
California	L 7-1

1979 East Regional (4-0)

Seminole Stadium • Tallahassee, Fla.	
George Washington	W 12-11
Florida	W 9-1
Delaware	W 8-6
Delaware	W 4-3

1979 College World Series (3-2)

Rosenblatt Stadium • Omaha, Neb.	
Pepperdine	W 5-4
Arizona	W 10-3
Texas	W 9-4
Cal State Fullerton	L 13-10
Cal State Fullerton	L 2-1

1973 NCAA District VI (0-2)

Arlington Stadium • Arlington, Texas	
Trinity	L 6-0
Texas-Pan American	L 4-2

HOME FIELD

Advantage



.719

WINNING PERCENTAGE
AT *Baum Stadium*

14

STRAIGHT YEARS *Top 5*
NATIONAL ATTENDANCE

7.09

RUNS PER GAME AT HOME
IN LAST *16* Years



National Polls

Baseball America

Week 15 (May 28)

1. Florida	42-17
2. Oregon State	44-10-1
3. Stanford	44-10
4. Ole Miss	46-15
5. Florida State	43-17
6. North Carolina	38-18
7. Clemson	45-14
8. Arkansas	39-18
9. Minnesota	41-13
10. Texas Tech	39-17
11. Georgia	37-19
12. ECU	43-16
13. Coastal Carolina	42-17
14. Texas	37-20
15. NC State	40-16
16. Duke	40-16
17. Southern Miss	43-16
18. Stetson	45-11
19. Houston	36-23
20. UCLA	36-19
21. UConn	35-20
22. Auburn	39-21
23. Missouri State	39-15
24. Louisville	43-16
25. Tennessee Tech	48-9

D1Baseball

Week 15 (May 28)

1. Oregon State	44-10-1
2. Florida	42-17
3. Ole Miss	46-15
4. Arkansas	39-18
5. Stanford	44-10
6. Florida State	43-17
7. Clemson	45-14
8. North Carolina	38-18
9. Georgia	37-19
10. Minnesota	41-13
11. Stetson	45-11
12. ECU	43-16
13. Southern Miss	43-16
14. Texas	37-20
15. Texas Tech	39-17
16. NC State	40-16
17. Coastal Carolina	42-17
18. Duke	40-15
19. UCLA	36-19
20. Tennessee Tech	48-9
21. Houston	36-23
22. UConn	35-20-1
23. Auburn	39-21
24. Louisville	43-17
25. South Carolina	33-24

Perfect Game

Week 15 (May 28)

1. Florida	42-17
2. Oregon State	44-10-1
3. Ole Miss	46-15
4. Stanford	44-10
5. Arkansas	39-18
6. Florida State	43-17
7. Clemson	45-14
8. Minnesota	41-13
9. North Carolina	38-18
10. Southern Miss	43-16
11. Texas Tech	39-17
12. Georgia	37-19
13. NC State	40-16
14. ECU	43-16
15. Stetson	45-11
16. Texas	37-20
17. UConn	35-20-1
18. Duke	40-15
19. Auburn	39-21
20. Coastal Carolina	42-17
21. Louisville	43-17
22. Missouri State	39-15
23. Tennessee Tech	48-9
24. USF	35-20-1
25. UCLA	36-19

USA Today/ESPN

Week 15 (May 28)

1. Florida	42-17
2. Oregon State	44-10-1
3. Stanford	44-10
4. Ole Miss	46-15
5. Florida State	43-17
6. Arkansas	39-18
7. Clemson	45-14
8. North Carolina	38-18
9. Georgia	37-19
10. Minnesota	41-13
11. Texas Tech	39-17
12. Stetson	45-11
ECU	43-16
14. NC State	40-16
15. Coastal Carolina	42-17
16. Texas	37-20
17. Southern Miss	43-16
18. Duke	40-15
19. Auburn	39-21
UCLA	36-19
21. UConn	35-20-1
22. Louisville	43-17
23. Tennessee Tech	48-9
24. Houston	36-23
25. Texas A&M	39-20

Collegiate Baseball

Week 15 (May 28)

1. Oregon State	44-10-1
2. Clemson	45-14
3. Stanford	44-10
4. Florida	42-17
5. North Carolina	38-18
6. Ole Miss	46-15
7. Georgia	37-19
8. Southern Miss	43-16
9. NC State	40-16
10. Arkansas	39-18
11. Duke	40-15
12. Texas	37-20
13. Texas Tech	39-17
14. Minnesota	41-13
15. Florida State	43-17
16. Stetson	45-11
17. Coastal Carolina	42-17
18. ECU	43-16
19. South Carolina	33-24
20. St. John's	39-15
21. Louisville	43-17
22. Tennessee Tech	48-9
23. UCLA	36-19
24. Houston	36-23
25. Baylor	36-19
26. UConn	35-20-1
27. Purdue	37-19
28. Cal State Fullerton	32-23
29. Missouri State	39-15
30. Washington	30-23

NCBWA

Week 15 (May 28)

1. Oregon State	44-10-1
2. Ole Miss	46-15
3. Stanford	44-10
4. Florida	42-17
5. Clemson	45-14
6. Florida State	43-17
7. North Carolina	38-18
8. Arkansas	39-18
9. Minnesota	40-13
10. ECU	43-16
11. NC State	40-16
12. Southern Miss	43-16
13. Texas Tech	39-17
14. Stetson	45-11
15. Coastal Carolina	42-17
16. Georgia	37-19
17. Duke	40-15
18. Texas	37-20
19. UCLA	36-19
20. Tennessee Tech	48-9
21. Auburn	39-21
22. Louisville	43-17
23. UConn	35-20-1
Houston	36-23
25. Texas A&M	39-20
26. Missouri State	39-15
27. FAU	40-17-1
28. South Carolina	33-24
29. Baylor	36-19
30. Cal State Fullerton	32-23

Arkansas Week-By-Week in the Polls

	BA	D1	PG	USA TODAY	CB	NCBWA
Preseason	4	4	6	6	3	6
Week 1	4	4	6	6	3	4
Week 2	6	5	9	6	15	9
Week 3	6	5	9	7	15	10
Week 4	7	5	9	10	18	NA
Week 5	4	4	3	4	7	4
Week 6	6	5	5	6	14	6
Week 7	9	5	8	8	14	8
Week 8	4	3	6	3	7	2
Week 9	4	3	5	3	6	3
Week 10	8	7	9	7	10	7
Week 11	4	5	7	4	6	4
Week 12	6	7	8	6	6	6
Week 13	5	6	7	6	5	5
Week 14	9	8	10	8	9	8
Week 15	8	4	5	6	10	8
Final	--	--	--	--	--	--

BA - Baseball America

ESPN - USA Today/ESPN

CB - Collegiate Baseball

NCBWA - National Collegiate Baseball Writers Association

PG - Perfect Game

D1 - D1Baseball.com

Head Coach Dave Van Horn



PERSONAL

Born: Sept. 17, 1960
 Hometown: Kansas City, Mo.
 Alma Mater: Arkansas (1988)
 Masters of Science: East Texas State Univ. (1992)
 Wife: Karen
 Children: Hollan, Mariel
 Named Head Coach at Arkansas: June 21, 2002

PLAYING HISTORY

1982-1984 Atlanta Braves Organization
 1982 MLB Draft: 10th Rd (Braves)
 1982 Arkansas
 1980-1981 McLennan (Texas) CC

COACHING HONORS

2004 SEC Coach of the Year
 2001 Baseball America National Coach of the Year
 2001 BIG 12 Coach of the Year
 2001 ABCA Midwest Region Coach of the Year
 2000 ABCA Midwest Region Coach of the Year
 1997 Southland Coach of the Year
 1995 Southland Coach of the Year
 1994 NCAA Division II Coach of the Year
 1994 ABCA Central Region Coach of the Year

HALL OF FAME

2013 Inducted into Winnetonka HS HOF
 2012 Inducted into Ban Johnson League HOF
 2001 Inducted into Central Missouri State HOF

Over the last 16 years as head coach of the Razorback Baseball program, Dave Van Horn has continued to elevate Arkansas into one of the nation's premier teams year in and year out. In 16 seasons as head Hog, Van Horn has led Arkansas to four College World Series appearances, 15 NCAA Tournament berths, one Southeastern Conference overall title, four SEC Western Division championships and a total of 639 wins, averaging nearly 40 wins a season.

Ever since returning to his alma mater in 2003 to take over for retiring SEC legend Norm DeBriyn, Van Horn has continued to successfully field nationally competitive teams, while also grooming numerous All-Americans, all-conference and future Major League players.

Under his guidance, 23 Razorbacks have been named All-Americans, 33 as All-SEC players, and 101 have been picked in the MLB Draft. Those draft picks are the third-most among all active head coaches in the SEC.

Van Horn is the second winningest coach in Arkansas history with 639 wins going into the 2018 College World Series. He is the second active SEC head coach with 600 or more victories at their current school.

Including his years at Nebraska, Northwestern State and Central Missouri State, Van Horn has racked up 1,010 wins at four-year institutions, which is 18th-most among all active coaches. Entering the CWS, he is one of 12 active coaches with 1,000 or more wins at four-year schools.

DVH AGAINST 2018 OPPONENTS				
	W/L	Home	Away	Neutral
Alabama	30-23	17-7	11-13	2-3
Arizona	1-2	--	--	1-2
Auburn	28-20	15-9	13-11	1-0
Bucknell	5-0	3-0	--	2-0
Florida	24-20	10-3	9-15	5-3
Georgia	21-15	12-6	9-8	0-1
Grambling State	6-0	6-0	--	--
Kent State	3-1	2-1	--	1-0
Kentucky	22-11	13-5	9-6	--
LSU	18-40	9-5	8-17	1-9
Memphis	8-1	2-0	4-0	2-1
Mississippi State	25-27	13-11	10-14	2-2
Missouri State	18-9	11-7	7-2	--
Ole Miss	22-34	9-15	9-15	4-4
San Diego State	8-1	4-0	4-1	--
South Carolina	25-20	12-9	9-8	4-3
Texas	5-3	2-0	1-2	2-1
Texas A&M	14-9	8-4	5-5	1-0
Texas Tech	4-0	1-0	--	3-0
ULM	6-1	6-1	--	--

VAN HORN'S CAREER NUMBERS

Year	School	Record	Pct.	Conf.	Place	Tourn.	NCAA
1989	Texarkana CC	39-18	.684	NA	NA	NA	--
1990	Texarkana CC	44-14	.759	NA	NA	NA	--
1991	Texarkana CC	45-12	.789	NA	NA	NA	--
1992	Texarkana CC	48-10	.827	NA	1st	NA	--
1993	Texarkana CC	38-18	.678	NA	NA	NA	--
	<i>Totals</i>	<i>214-72</i>	<i>.748</i>	--	--	--	--
1994	Central Missouri State	51-11	.823	15-1	1st (Div.)	1st (4-1)	NCAA DII Champs
	<i>Totals</i>	<i>51-11</i>	<i>.823</i>	<i>15-1</i>	--	<i>1 (4-1)</i>	--
1995	Northwestern State	37-15	.711	19-5	1st	DNP (0-2)	--
1996	Northwestern State	34-27	.557	14-16	2nd (Div.)	2nd (3-2)	--
1997	Northwestern State	35-23	.603	19-9	1st	DNP (0-2)	--
	<i>Totals</i>	<i>106-65</i>	<i>.620</i>	<i>52-30</i>	--	<i>3 (3-6)</i>	--
1998	Nebraska	24-20	.545	10-13	7th	DNQ	DNQ
1999	Nebraska	42-18	.700	16-9	5th	1st (4-0)	NCAA (1-2)
2000	Nebraska	51-17	.750	21-9	2nd	1st (5-1)	NCAA (4-2)
2001	Nebraska	50-16	.758	20-8	1st	1st (4-0)	CWS (5-2)
2002	Nebraska	47-21	.691	16-11	2nd	2nd (3-1)	CWS (5-3)
	<i>Totals</i>	<i>214-92</i>	<i>.699</i>	<i>67-39</i>	--	<i>4 (16-2)</i>	<i>4 (15-9)</i>
2003	Arkansas	35-22	.612	14-16	6th West	T-7th (0-2)	NCAA (1-2)
2004	Arkansas	45-24	.652	19-11	T-1st Overall	4th (2-2)	CWS (6-3)
2005	Arkansas	39-22	.636	13-17	T-5th West	T-7th (0-2)	NCAA (2-2)
2006	Arkansas	39-21	.650	18-12	2nd West	T-7th (0-2)	NCAA (1-2)
2007	Arkansas	43-21	.672	18-12	1st West	2nd (3-1)	NCAA (2-2)
2008	Arkansas	34-24	.586	14-15	4th West	DNQ	NCAA (0-2)
2009	Arkansas	41-24	.631	14-15	4th West	4th (2-2)	CWS (7-2)
2010	Arkansas	43-21	.672	18-12	2nd West	T-7th (0-2)	NCAA (3-3)
2011	Arkansas	40-22	.645	15-15	1st West	T-3rd (2-2)	NCAA (2-2)
2012	Arkansas	46-22	.676	16-14	T-2nd West	T-9th (0-2)	CWS (7-3)
2013	Arkansas	39-22	.639	18-11	2nd West	T-3rd (2-1)	NCAA (2-2)
2014	Arkansas	40-25	.615	16-14	4th West	T-3rd (3-2)	NCAA (2-2)
2015	Arkansas	40-25	.615	17-12	3rd West	T-5th (2-2)	CWS (5-3)
2016	Arkansas	26-29	.473	7-23	7th West	DNQ	DNQ
2017	Arkansas	45-19	.703	18-11	2nd West	2nd (3-2)	NCAA (3-2)
2018	Arkansas	46-19	.708	18-12	T-1st West	T-3rd (2-1)	CWS (7-1)
	<i>Totals</i>	<i>641-362</i>	<i>.639</i>	<i>253-222</i>	--	<i>14 (21-25)</i>	<i>15 (50-33)</i>
	<i>Career Totals</i>	<i>1226-602</i>	<i>.671</i>	<i>387-292</i>	--	<i>44-33 (.571)</i>	<i>65-42 (.607)</i>

Numerical Roster

No.	Player	Pos.	B/T	Yr.	Ht.	Wt.	Hometown/Previous School
3	Jared Gates	INF	L/R	Sr	6-0	190	Wichita, Kan./Iowa Western CC/Wichita Northwest HS
4	Bryce Bonnin	RHP/INF	R/R	Fr	6-1	190	Mont Belvieu, Texas/Barbers Hill HS
6	Hunter Wilson	INF	L/R	R-Jr	5-10	170	Spiro, Okla./Eastern OK St. JC/Stephen F. Austin/Spiro HS
7	Jack Kenley	INF	L/R	So	6-0	180	Germantown, Tenn./Houston HS
8	Eric Cole	OF	S/R	Jr	5-11	195	Southlake, Texas/Southlake Carroll HS
9	Jax Biggers	INF	L/R	Jr	5-11	185	Missouri City, Texas/Cisco JC/Ridge Point HS
12	Casey Opitz	C/INF	S/R	Fr	5-11	175	Centennial, Co./Heritage HS
13	Jordan McFarland	INF/OF	R/R	So	6-3	220	Waterloo, Ill./Waterloo HS
15	Casey Martin	INF	R/R	Fr	5-11	175	Lonoke, Ark./Lonoke HS
16	Blaine Knight	RHP	R/R	Jr	6-3	165	Bryant, Ark./Bryant HS
17	Luke Bonfield	OF	R/R	Sr	6-3	215	Skillman, N.J./IMG Academy
18	Heston Kjerstad	OF	L/R	Fr	6-3	190	Amarillo, Texas/Randall HS
20	Carson Shaddy	INF	R/R	R-Sr	5-11	185	Fayetteville, Ark./Fayetteville HS
21	Kacey Murphy	LHP	L/L	Jr	6-0	190	Rogers, Ark./Rogers Heritage HS
24	Dominic Fletcher	OF	L/L	So	5-9	185	Cypress, Calif./Cypress HS
27	Evan Lee	LHP/OF	L/L	So	6-2	190	Bryant, Ark./Bryant HS
28	Kole Ramage	RHP	R/R	Fr	6-1	185	Southlake, Texas/Southlake Carroll HS
31	Caleb Bolden	RHP	R/R	Fr	6-2	170	Texarkana, Texas/Pleasant Grove HS
32	Matt Cronin	LHP	L/L	So	6-2	190	Navarre, Fla./Navarre HS
33	Grant Koch	C	R/R	Jr	6-0	195	Fayetteville, Ark./Fayetteville HS
34	Jake Reindl	RHP	R/R	Jr	6-1	200	Fayetteville, Ark./Shiloh Christian HS
35	Jacob Kostyshock	RHP	R/R	So	6-4	175	O'Fallon, Mo./Francis Howell HS
46	Barrett Loseke	RHP	R/R	Jr	6-0	180	Tulsa, Okla./Jenks HS
48	Zack Plunkett	C	R/R	R-Jr	6-2	205	Hurst, Texas/TCU/L.D. Bell HS
55	Isaiah Campbell	RHP	R/R	R-So	6-4	235	Olathe, Kan./Olathe South HS
57	Cody Scroggins	RHP	R/R	R-So	6-0	185	Bentonville, Ark./Bentonville HS
88	Zebulon Vermillion	RHP	L/R	Fr	6-4	185	Prairie Village, Kan./Shawnee Mission East HS

Coaches and Support Staff

Head Coach:	2 Dave Van Horn, 16th Season (Arkansas, 1988)
Assistant Coach:	40 Wes Johnson, 2nd Season (Arkansas-Monticello, 1994)
Assistant Coach:	30 Nate Thompson, 1st Season (Dallas-Baptist, 2006)
Volunteer Assistant Coach:	25 Craig Parry, 1st Season (South Dakota State, 2008)
Student Asst. Coach:	26 Jake Arledge, 1st Season
Volunteer:	Colby Suggs, 1st Season
Director of Operations:	Clay Goodwin, 11th Season (Arkansas, 2005)
Athletic Trainer:	Corey Wood (East Carolina, 2008)
Strength & Conditioning Managers:	Blaine Kinsley (Lenoir-Rhyne, 2010) Sean O'Neil, Cale Petrie, Hayden Sutton, Chandler Tolbert

Pronunciation Guide

Bryce Bonnin	BON-in
Heston Kjerstad	KERR-stad
Carson Shaddy	SHAD-eee
Kole Ramage	RAM-midge
Grant Koch	COOK
Jake Reindl	RINE-dull
Jacob Kostyshock	Cost-EE-shock
Barrett Loseke	LOW-ski

Primary Starter

#16 BLAINE KNIGHT
RHP • 6-3 • 170 • JUNIOR
BRYANT, ARKANSAS
BRYANT HS



CAREER HIGHS

Category	High	Opponent (Last)	Date
Innings	8.0	2x (Oral Roberts)	6/1/18
Longest Start	8.0	2x (Oral Roberts)	6/1/18
Shortest Start	2.0	2x (at Ok. St.)	3/29/16
Longest Relief	4.1	W. Illinois	3/12/16
Hits	8	2x (at LSU)	5/4/18
Runs	8	at Auburn	4/21/17
Earned Runs	8	at Auburn	4/21/17
Walks	4	2x (at No. 2 Florida)	3/23/18
Strikeouts	11	2x (No. 20 Texas A&M)	5/11/18

2018 HIGHLIGHTS

D1 Baseball First Team All-American
NCBWA First Team All-American
Collegiate Baseball Third Team All-American
Baseball America Second Team All-American
All-SEC Second Team
3rd Round MLB Draft Pick (Baltimore)

- Has been part of the Opening Weekend rotation for three-straight years dating back to 2016.
- Currently sporting the fifth-lowest ERA in the SEC at 2.88.
- Threw a scoreless five innings on Opening Day against Bucknell and a scoreless six innings against USC. Currently has four outings of five or more innings with no runs allowed.
- After giving up a home run in the first inning against Kent State (March 9), he retired 12 of the next 13 batters and had his third-straight quality start.
- Out-dued Brady Singer and the Florida Gators, going 6.2 innings with just three earned runs allowed on March 23.
- Struck out 10 Gator batters, just one shy of his career-high, but was the first Razorback pitcher with 10 or more strikeouts in an outing this year.
- Pitched six or more innings for the fifth time in his previous six starts after going 6.0 against Ole Miss, picking up his second-consecutive victory.
- Outlasted Casey Mize and the Auburn Tigers on April 6, allowing just one run over 6.1 innings, his third-straight quality start.
- Pitched his second-longest outing of the year against No. 20 Texas A&M (May 11), going seven innings and tying a career high with 11 strikeouts on 105 pitches.
- Is the only pitcher in the SEC with an undefeated record and an ERA under 3.00.
- Arkansas is 14-3 in games that Knight has started.
- His 12 wins are tied for most among SEC pitchers and ties for third-most in the nation.
- Currently sits alone in third on the Arkansas all-time records with 12 wins in a single season.
- Currently has 238 career strikeouts ranking fifth in school history.
- At 13-0, he is the only Division I pitcher with that record this year.
- Allowed just one run to Florida in the SEC Tournament, a home run to Jonathan India, over six innings and allowed four hits coupled with four strikeouts on 99 pitches.
- In the Fayetteville Regional against Oral Roberts, he worked a career-high eight innings with just two runs allowed and walked only one.
- In the Fayetteville Super Regional, he went six innings against South Carolina with only three runs allowed and four strikeouts.
- Has allowed three or more walks in only three games this year (at Florida - March 23; Alabama - April 27; vs. Florida - May 25).

KNIGHT'S CAREER APPEARANCES

Blaine Knight 2018 Game-By-Game (Junior)
 (18 Appearances, 18 Starts)

Date	Opponent	IP	H	R-ER	BB	K	Result
2/16/18	Bucknell*	5.0	0	0-0	2	4	W, 14-2
2/23/18	vs. Cal Poly*	6.0	5	1-1	1	7	L, 4-3
3/2/18	USC*	6.0	6	0-0	1	4	W, 4-0
3/9/18	Kent State*	6.0	4	1-1	0	6	W, 7-2
3/16/18	#4 Kentucky*	4.2	6	2-2	1	4	W, 9-4
3/23/18	at #2 Florida*	6.2	5	3-3	4	10	W, 6-3
3/29/18	at #4 Ole Miss*	6.0	7	4-2	1	7	W, 6-4
4/6/18	#13 Auburn*	6.1	6	1-1	1	6	W, 2-1
4/12/18	South Carolina*	4.0	6	1-1	0	4	L, 3-2
4/20/18	at Mississippi St.*	5.2	5	3-3	1	5	L, 6-5
4/27/18	Alabama*	6.0	3	3-3	3	6	W, 7-3
5/4/18	at LSU*	6.0	8	4-4	2	3	W, 5-4
5/11/18	#20 Texas A&M*	7.0	5	3-3	0	11	W, 9-3
5/17/18	at #13 Georgia*	6.0	6	4-2	1	5	W, 8-6
5/25/18	vs. Florida*	6.0	4	1-1	3	4	W, 8-2
6/1/18	Oral Roberts*	8.0	3	2-2	1	2	W, 10-2
6/9/18	South Carolina*	6.0	6	3-3	1	4	W, 9-3
6/17/18	vs. Texas*	5.0	4	2-2	1	4	W, 11-5
TOTALS	18 G, 18 GS	106.1	89	38-34	24	96	13-0

Blaine Knight 2017 Game-By-Game (Sophomore)
 (17 Appearances, 16 Starts)

Date	Opponent	IP	H	R-ER	BB	K	Result
2/17/17	Miami (Ohio)*	4.0	3	0-0	0	5	W, 7-0
2/24/17	Bryant*	5.0	4	3-3	1	4	W, 11-8
3/3/17	vs. #5 Arizona*	6.0	5	2-1	0	10	L, 3-0
3/10/17	Rhode Island*	4.1	6	2-2	0	4	W, 5-2
3/17/17	Mississippi St.*	7.0	3	1-1	0	11	W, 5-4
3/24/17	at #18 Missouri*	6.0	5	2-2	1	7	W, 9-2
3/31/17	at Alabama*	8.0	3	1-1	0	7	W, 7-1
4/7/17	#13 LSU*	6.0	3	0-0	3	6	W, 9-3
4/13/17	Georgia*	6.0	5	1-1	1	5	W, 14-4
4/21/17	at #10 Auburn*	2.1	8	8-8	4	1	L, 15-2
4/27/17	Ole Miss*	7.1	7	5-5	2	10	L, 9-1
5/4/17	at Tennessee*	5.0	5	3-3	1	2	L, 5-4
5/13/17	#25 Vanderbilt*	5.0	6	1-1	3	5	L, 6-2
5/20/17	at #22 Texas A&M*	6.0	3	0-0	0	2	W, 8-0
5/26/17	vs. Mississippi St.*	6.2	5	2-1	1	9	W, 4-3
6/3/17	#21 Missouri State*	5.1	4	4-4	2	8	L, 5-4
6/5/17	#21 Missouri State	0.2	0	0-0	1	0	L, 3-2
TOTALS	17 G, 16 GS	90.2	75	35-33	20	96	8-4

Blaine Knight 2016 Game-By-Game (Freshman)
 (18 Appearances, 7 Starts)

Date	Opponent	IP	H	R-ER	BB	K	Result
2/20/16	Central Michigan*	5.0	4	2-2	0	3	W, 4-3
2/27/16	vs. #9 Houston*	2.0	4	1-1	1	3	W, 12-3
3/5/16	Eastern Illinois*	3.1	7	5-5	1	4	L, 10-8
3/12/16	Western Illinois	4.1	3	0-0	2	5	W, 9-3
3/16/16	Grambling St.	2.0	3	0-0	0	0	W, 3-2
3/29/16	at #16 Oklahoma St.*	2.0	4	3-3	1	1	L, 5-4
4/2/16	Missouri	3.1	4	1-1	1	2	L, 8-5
4/8/16	at #14 Ole Miss	4.0	3	0-0	1	6	L, 7-3
4/12/16	ULM*	3.0	1	0-0	1	3	W, 3-1
4/16/16	#2 Florida	1.0	2	1-0	1	1	L, 8-2
4/19/16	#25 Creighton	1.0	1	0-0	0	2	W, 6-2
4/23/16	at #12 Kentucky	2.1	3	0-0	1	2	W, 2-0
4/26/16	#18 Oklahoma St.	0.1	0	0-0	0	0	W, 7-6
4/30/16	#2 Texas A&M	1.0	1	0-0	0	0	W, 9-5
4/30/16	#2 Texas A&M	1.1	2	2-1	0	1	L, 11-8
5/7/16	at #13 LSU	3.2	6	5-0	2	8	L, 10-9
5/15/16	Alabama*	4.2	4	2-2	1	4	L, 7-4
5/21/16	at #4 Mississippi St.*	4.0	5	2-1	1	1	L, 9-4
TOTALS	18 G, 7 GS	48.1	57	24-16	14	46	2-1

Primary Starter

#21 KACEY MURPHY

LHP • 6-0 • 200 • JUNIOR
ROGERS, ARKANSAS
ROGERS HERITAGE HS



CAREER HIGHS

Category	High	Opponent (Last)	Date
Innings	8.0	Southern Miss	6/2/18
Longest Start	8.0	Southern Miss	6/2/18
Shortest Start	3.0	Alcorn State	3/15/17
Longest Relief	5.1	No. 4 Kentucky	3/17/18
Hits	8	at Mississippi St.	4/21/18
Runs	6	vs. South Carolina	5/23/18
Earned Runs	5	2x (vs. South Carolina)	5/23/18
Walks	4	2x (South Carolina)	6/10/18
Strikeouts	11	Alabama	4/28/18

2018 HIGHLIGHTS

11th Round MLB Draft Pick (Detroit)

- Earned his first win of the year in a midweek start against Arizona, allowing one hit in six innings in a 1-0 win over the Wildcats.
- Worked five or more innings in four of his first five outings this year.
- Threw 5.1 innings of relief against No. 4 Kentucky, earning his third win of the year and first out of the bullpen in 2018.
- Earned the weekend start against Ole Miss by allowing just three earned runs over 6.1 innings against No. 2 Florida, his third appearance with five or more strikeouts.
- Pitched a perfect game into the seventh inning of a seven-inning game vs. South Carolina (April 14), striking out six in the process.
- Struck out a career-high 11 batters against Alabama (April 28) over just five innings.
- Worked a career-long outing against No. 20 Texas A&M (May 12) with no runs allowed, four hits, five strikeouts, and only two walks.
- Threw a career-high eight innings against Southern Miss (June 2) to send Arkansas to the final of the NCAA Fayetteville Regional.
- Has gone five or more innings in eight of his last 11 appearances.
- Worked 4.2 innings in his first College World Series appearance, striking out seven Texas Tech batters and only allowed two hits and walked two.

MURPHY'S CAREER APPEARANCES

Kacey Murphy 2018 Game-By-Game (Junior)
(17 Appearances, 16 Starts)

Date	Opponent	IP	H	R-ER	BB	K	Result (Score)
2/21/18	vs. Arizona*	6.0	1	0-0	1	6	W, 1-0
3/4/18	USC*	4.0	5	1-0	2	2	W, 7-6
3/13/18	Texas*	6.0	5	2-2	0	3	W, 13-4
3/17/18	#4 Kentucky	5.1	7	2-2	0	5	W, 16-9
3/25/18	at #2 Florida*	6.1	4	4-3	3	6	L, 5-4
3/31/18	at #4 Ole Miss*	4.1	5	4-1	0	4	L, 11-10
4/7/18	#13 Auburn*	7.0	5	2-2	0	7	W, 13-2
4/14/18	South Carolina*	6.0	1	0-0	0	6	W, 2-0
4/21/18	at Mississippi St.*	6.2	8	3-3	0	3	L, 5-3
4/28/18	Alabama*	5.0	6	3-3	2	11	W, 7-4
5/5/18	at LSU*	6.1	7	4-2	2	5	L, 6-4
5/12/18	#20 Texas A&M*	7.1	4	0-0	2	5	W, 3-1
5/18/18	at #13 Georgia*	4.0	6	5-5	1	4	L, 8-7
5/23/18	vs. South Carolina*	5.2	5	6-5	2	2	W, 13-8
6/2/18	Southern Miss*	8.0	2	0-0	1	5	W, 10-2
6/10/18	South Carolina*	4.1	6	4-4	4	0	L, 8-5
6/20/18	vs. Texas Tech*	4.2	2	2-2	2	7	W, 7-4
TOTALS	17 G, 16 GS	97.0	79	42-34	22	81	8-5

Kacey Murphy 2017 Game-By-Game (Sophomore)
(19 Appearances, 10 Starts)

Date	Opponent	IP	H	R-ER	BB	K	Result
2/19/17	Miami (Ohio)	1.0	0	0-0	0	1	W, 11-1
2/24/17	Bryant	0.1	1	0-0	1	1	W, 11-8
3/3/17	vs. #5 Arizona	1.1	2	1-1	1	0	L, 3-0
3/8/17	ULM*	5.0	3	2-2	1	9	W, 11-2
3/15/17	Alcorn State*	3.0	6	1-1	1	6	W, 11-3
3/19/17	Mississippi St.	0.1	0	0-0	0	0	W, 6-1
3/22/17	New Orleans*	2.2	2	0-0	4	3	W, 5-2
3/25/17	at #18 Missouri	0.0	3	3-3	1	0	L, 7-2
4/5/17	Grand Canyon*	4.0	5	0-0	0	10	W, 11-2
4/11/17	at Missouri State*	1.2	3	1-1	0	2	W, 12-4
4/15/17	Georgia	0.1	1	0-0	1	0	W, 11-3
4/19/17	Memphis*	7.0	1	0-0	1	7	W, 2-0
4/23/17	at #10 Auburn	3.1	2	1-1	0	2	L, 11-6
4/28/17	Ole Miss*	1.2	3	3-3	2	2	W, 7-4
5/13/17	#25 Vanderbilt	1.0	3	3-3	2	2	L, 6-2
5/25/17	vs. Mississippi St.	1.0	0	0-0	0	1	L, 4-3
5/27/17	vs. Florida*	7.0	2	0-0	3	8	W, 16-0 (7)
6/4/17	Oral Roberts*	3.2	4	3-3	1	6	W, 3-0
6/5/17	Missouri State*	5.0	2	2-2	2	8	L, 3-2
TOTALS	19 G, 10 GS	49.1	43	20-20	21	68	5-1

Kacey Murphy 2016 Game-By-Game (Freshman)
(14 Appearances, 0 Starts)

Date	Opponent	IP	H	R-ER	BB	K	Result
2/19/16	Central Michigan	0.1	0	0-0	1	1	W, 6-1
2/21/16	Central Michigan	0.2	0	0-0	1	0	W, 9-4
2/23/16	Mississippi Valley St.	1.0	1	1-1	1	1	W, 21-4
3/4/16	Eastern Illinois	1.0	1	0-0	0	0	W, 5-2
3/9/16	Gonzaga	0.1	0	1-1	0	0	L, 15-10
3/13/16	Western Illinois	1.2	0	0-0	0	2	W, 3-0
3/18/16	at #12 South Carolina	0.2	3	1-1	1	0	L, 10-6
3/26/16	Auburn	2.0	4	2-2	0	3	W, 14-7
4/3/16	Missouri	0.0	2	2-2	1	0	L, 10-1
4/19/16	#25 Creighton	0.2	1	0-0	0	1	W, 6-2
4/26/16	#18 Oklahoma St.	0.1	0	0-0	0	1	W, 7-6
4/30/16	#2 Texas A&M	0.0	1	0-0	1	0	L, 11-8
5/3/16	at Missouri St.	0.2	0	1-0	2	0	L, 14-6
5/17/16	Missouri St.	2.1	3	5-4	1	5	L, 8-2
TOTALS	14 G, 0 GS	11.2	16	13-11	9	14	0-0

Primary Starter

#55 ISAIAH CAMPBELL

RHP • 6-4 • 225 • R-SOPHOMORE
OLATHE, KAN.
OLATHE SOUTH HS



CAREER HIGHS

Category	High	Opponent (Last)	Date
Innings	8.0	No. 4 Kentucky	3/17/18
Longest Start	8.0	No. 4 Kentucky	3/17/18
Shortest Start	0.0	Dallas Baptist	6/3/18
Longest Relief	5.0	Alabama	5/13/16
Hits	8	2x (at LSU)	5/6/18
Runs	6	2x (at Mississippi St.)	4/21/18
Earned Runs	5	3x (at LSU)	5/6/18
Walks	4	2x (at No. 2 Florida)	3/24/18
Strikeouts	8	No. 4 Kentucky	3/17/18

2016 HIGHLIGHTS

- Made six starts in 13 appearances.
- Recorded 23 strikeouts in 31.2 innings of work, while going 3-1 with a 3.69 ERA.
- His 31.2 innings were the fifth-most on the team and he tied for second in wins.
- Recorded first career start, strikeout and win against Mississippi Valley State. (Feb. 23), going 2.0 innings in a 21-4 victory.
- Earned wins against Grambling State (March 15) and No. 25 Creighton (April 19).
- Made seven appearances in SEC play with one start.
- Was one of three freshmen to have at least one start in conference play.
- Compiled a 3.86 ERA against SEC teams, striking out 10 batters in 16.1 innings.
- Longest outing and first quality start was against Alabama (May 13), allowing one run in 5.0 innings pitched with two strikeouts.
- Had a then career-high four strikeouts against Grambling State (March 15).
- Turned in scoreless outings against Gonzaga (March 9), at Memphis (April 6), No. 25 Creighton (April 19) and Alabama (May 13).
- Played for the Conejo Oaks in the California Collegiate Summer Baseball League where he was named to the South All-Star Team.
- Named to the 2015-16 First-Year SEC Academic Honor Roll.

2018 HIGHLIGHTS

24th Round MLB Draft Pick (Anaheim)

- Made first appearance since being shutdown for the 2017 season for bone spurs on Feb. 17 vs. Bucknell.
- Struck out a career-high seven batters over four innings on 78 pitches against Bucknell.
- Matched his career-high in strikeouts the next week by fanning seven San Diego State batters.
- Had a career outing against No. 4 Kentucky, throwing a career-high eight strikeouts over 8.0 innings, which was also a career-long.
- Won his first game in three weeks after throwing five shutout innings against South Carolina (April 14).
- Hasn't given up a run in his last eight innings, striking out a combined 10, including seven against No. 20 Texas A&M.
- Came out of the bullpen against No. 13 Georgia and held the Bulldogs hitless over the final three innings with no walks.
- Made the start in the semifinals of the SEC Tournament against LSU, going five scoreless before running into trouble in the sixth.
- Campbell retired 10 in a row before giving up a lead-off single in the sixth and then a two-run home run to LSU's Zach Watson.
- He struck out seven over five innings and allowed just one hit against LSU (May 26) before the sixth inning.
- Bounced back after a 13-pitch outing in the regional to work 4.0 strong innings in the super regional against South Carolina, giving up just two earned runs and striking out five on 78 pitches.

CAMPBELL'S CAREER APPEARANCES

Isaiah Campbell 2018 Game-By-Game (R-Sophomore) (16 Appearances, 15 Starts)

Date	Opponent	IP	H	R-ER	BB	K	Result
2/17/18	Bucknell*	4.0	3	1-1	2	7	W, 32-4
2/24/18	at San Diego State*	5.0	5	2-1	1	7	W, 5-2
3/3/18	USC*	5.1	3	1-1	3	2	L, 3-1
3/9/18	Kent State*	3.2	5	5-1	2	3	L, 10-4
3/17/18	#4 Kentucky*	8.0	3	1-1	4	8	W, 14-2
3/24/18	at #2 Florida*	1.0	4	6-5	4	2	L, 17-2
4/8/18	#13 Auburn*	2.0	6	3-3	0	4	W, 5-4
4/14/18	South Carolina*	5.0	2	0-0	1	1	W, 3-0
4/21/18	at Mississippi St.*	5.2	8	6-5	3	6	L, 7-5
4/29/18	Alabama*	1.1	1	1-1	3	0	W, 9-7
5/6/18	at LSU*	4.1	8	5-5	0	3	L, 7-5
5/13/18	#20 Texas A&M*	5.0	5	0-0	0	7	W, 6-3
5/19/18	at #13 Georgia	3.0	1	0-0	0	3	L, 3-2
5/26/18	vs. LSU*	5.0	4	2-2	1	7	L, 2-1
6/3/18	Dallas Baptist*	0.0	1	1-1	2	0	W, 4-3
6/11/18	South Carolina*	4.0	4	2-2	2	5	W, 14-4
TOTALS	16 G, 15 GS	62.1	63	36-29	28	65	4-6

Isaiah Campbell 2017 Game-By-Game (Sophomore) (17 Appearances, 16 Starts)

Date	Opponent	IP	H	R-ER	BB	K	Result
2/25/17	Bryant	0.2	3	3-3	1	1	W, 13-7
TOTALS	1 G, 0 GS	0.2	3	3-3	1	1	0-0

Isaiah Campbell 2016 Game-By-Game (Freshman) (13 Appearances, 6 Starts)

Date	Opponent	IP	H	R-ER	BB	K	Result
2/23/16	Miss. Valley State*	2.0	2	1-1	0	1	W, 21-4
3/9/16	Gonzaga	0.1	1	0-0	0	1	L, 15-10
3/15/16	Grambling State*	4.0	4	3-3	1	4	W, 14-4
3/18/16	at South Carolina	1.0	1	1-1	0	0	L, 10-6
4/6/16	at Memphis*	2.2	2	0-0	1	2	W, 12-4
4/9/16	at Ole Miss	0.2	3	2-1	0	1	L, 14-9
4/14/16	Florida	2.1	3	2-0	0	3	L, 12-8
4/19/16	Creighton*	3.0	2	0-0	0	2	W, 6-2
4/26/16	Oklahoma State*	3.1	3	3-2	2	2	W, 7-6
4/30/16	Texas A&M	3.1	3	1-1	1	1	L, 11-8
5/7/16	at LSU	1.0	3	3-3	2	2	L, 10-9 (10)
5/13/16	Alabama	5.0	1	0-0	1	2	L, 8-6
5/20/16	at Mississippi St.*	3.0	3	3-1	3	1	L, 5-1
TOTALS	13 G, 6 GS	31.2	31	19-13	11	23	3-1

By The Numbers

RECORD RUNDOWN

Overall.....	46-19
vs. Top-5 Teams.....	7-4
vs. Top-10 Teams.....	8-4
vs. Top-25 Teams.....	20-7
vs. Unranked Teams.....	24-12
At home.....	35-4
On the road.....	6-13
At neutral sites.....	5-2
In day games.....	26-14
In night games.....	20-5
In extra innings.....	1-1
vs. teams .500 or better.....	40-18
vs. teams .500 or worse.....	6-1
vs. left-handed starter.....	9-6
vs. right-handed starter.....	37-13
When starter receives decision.....	27-13
When reliever receives decision.....	19-6
When starter goes 5+ innings.....	27-8
When starter goes less than 5 innings.....	18-11
When scoring first.....	31-8
When opponent scores first.....	15-11
When leading after 6 innings.....	39-2
When trailing after 6 innings.....	4-14
When tied after 6 innings.....	3-3
When leading after 8 innings.....	40-0
When trailing after 8 innings.....	0-17
When tied after 8 innings.....	3-2
In one-run games.....	9-10
In two-run games.....	7-5
Series W-L-T.....	12-5-0
Series sweeps/times swept.....	8/1
When scoring 0-2 runs.....	3-5
When scoring 3-5 runs.....	10-11
When scoring 6-9 runs.....	17-2
When scoring 10+ runs.....	16-1
Shutouts vs. times shut out.....	6/0
When opponent scores 5 runs or less.....	37-8
When opponent scores 6 runs or more.....	9-11
When collecting 0-3 hits.....	1-1
When collecting 4-6 hits.....	3-1
When collecting 7-9 hits.....	10-9
When collecting 10-12 hits.....	21-6
When collecting 13+ hits.....	11-2
When out-hitting opponent.....	38-8
When out-hit by opponent.....	4-9
When hits are equal.....	4-2
When hitting a home run.....	38-13
When opponent hits a home run.....	23-12
When errorless.....	23-5
When committing one error.....	14-5
When committing 2+ errors.....	9-9
When opponent is errorless.....	17-10
Vs. SEC.....	22-14
Vs. SEC East.....	11-6
Vs. SEC West.....	11-8
Vs. non-conference.....	23-5
Game 1 of weekend series.....	12-2
Game 2 of weekend series.....	6-8
Game 3 of weekend series.....	10-4
In February.....	6-2
In March.....	13-7
In April.....	13-4
In May.....	7-5
In June.....	7-1

MULTIPLE-HIT GAMES

Name	2	3	4	5+	Total
Casey Martin	23	3	2	--	28
Heston Kjerstad	16	8	--	--	24
Eric Cole	11	10	2	--	23
Dominic Fletcher	16	5	1	--	22
Carson Shaddy	12	5	--	--	17
Jax Biggers	12	2	1	--	15
Grant Koch	11	--	--	--	11
Luke Bonfield	7	4	--	--	11
Jordan McFarland	8	1	--	--	9

CAREER MULTIPLE-HIT GAMES

Name	2015	2016	2017	2018	Total
Jax Biggers	--	--	23	15	38
Luke Bonfield	--	14	24	11	49
Eric Cole	--	8	15	23	46
Dominic Fletcher	--	--	18	22	40
Jared Gates	--	--	5	8	13
Heston Kjerstad	--	--	--	24	24
Grant Koch	--	7	15	11	33
Carson Shaddy	5	21	15	17	58
Casey Martin	--	--	--	28	28

MULTIPLE-RBI GAMES

Name	2	3	4	5+	Total
Carson Shaddy	5	7	3	--	15
Eric Cole	10	3	1	--	14
Casey Martin	6	3	1	2	12
Heston Kjerstad	5	5	3	--	13
Grant Koch	7	2	1	--	10
Luke Bonfield	5	2	3	--	10
Dominic Fletcher	6	--	2	2	10
Jax Biggers	4	1	1	--	6
Jared Gates	5	--	1	--	6

HITTING STREAKS

Name	CURRENT	2018	CAREER
Jax Biggers	1	8	9
Luke Bonfield	5	8	8
Eric Cole	4	12	12
Dominic Fletcher	2	7	8
Grant Koch	--	8	8
Heston Kjerstad	2	14	14
Carson Shaddy	5	8	11
Casey Martin	5	13	13
Jordan McFarland	--	10	10

REACHED BASE

Name	CURRENT	2018	CAREER
Jax Biggers	5	15	15
Luke Bonfield	--	23	23
Eric Cole	17	17	17
Dominic Fletcher	2	13	13
Grant Koch	--	18	18
Jared Gates	13	13	17
Carson Shaddy	6	9	19
Heston Kjerstad	8	16	16
Evan Lee	--	4	7
Casey Martin	5	25	25
Jordan McFarland	--	10	10
Casey Opitz	--	4	4

HOME RUNS

Career Home Runs	SOLO	2R	3R	GS	Total
Jax Biggers	5	2	1	-	8
Luke Bonfield	10	11	5	-	26
Eric Cole	13	3	2	1	19
Dominic Fletcher	12	5	4	-	21
Grant Koch	9	8	6	1	24
Jared Gates	8	4	-	-	12
Carson Shaddy	13	12	3	-	28
Casey Martin	5	4	4	-	13
Heston Kjerstad	9	3	2	-	14
Jordan McFarland	2	-	-	1	3
Zack Plunkett	1	-	-	-	1
Evan Lee	2	-	1	-	3
Hunter Wilson	-	-	-	1	1

BREAKDOWN

Total.....	97
At Baum Stadium.....	61
On The Road.....	25
At Neutral Site.....	11
Vs. RHP.....	78
Vs. LHP.....	19
w/ 0 Outs.....	31
w/ 1 Out.....	40
w/ 2 Outs.....	26
Solo.....	49
Two-Run.....	27
Three-Run.....	18
Grand Slam.....	3
Back-To-Back.....	2
Pinch-Hit.....	1
Walk-Off.....	0
Before the 7th Inning.....	72
7th Inning and Beyond.....	25
Opponent Total.....	55
Last HR Given Up.....	Olson (SC) June 11
Longest Stretch Without HR Allowed.....	6 gms
Current Streak of No HR Allowed.....	2 gms

Sooieville Slugger Chart

No.	Player	Gm#	Date	Opponent	Pitcher	On Base	Inn	Outs	Count	Score	Final
1.	C. Shaddy	1	Feb. 16	Bucknell	Taylor	..2	2	2	0-0	7-0	W, 14-2
2.	L. Bonfield	2	Feb. 17	Bucknell	Grabek	..2	1	1	2-0	0-1	W, 32-4
3.	C. Shaddy	2	Feb. 17	Bucknell	Grabek	0..	2	1	3-1	3-1	W, 32-4
4.	D. Fletcher	2	Feb. 17	Bucknell	Grabek	..2	2	1	1-0	5-1	W, 32-4
5.	G. Koch	2	Feb. 17	Bucknell	Grabek	0..	2	2	0-0	8-1	W, 32-4
6.	C. Martin	2	Feb. 17	Bucknell	Strahm	..2	6	0	1-1	22-2	W, 32-4
7.	J. Gates	2	Feb. 17	Bucknell	Korchak	..1	6	0	2-2	25-2	W, 32-4
8.	E. Cole	3	Feb. 18	Bucknell	Gottesman	0..	7	1	1-0	2-1	W, 3-1
9.	H. Kjerstad	4	Feb. 21	vs. Arizona	Labaut, R.	0..	5	1	0-0	0-0	W, 1-0
10.	D. Fletcher	5	Feb. 23	vs. Cal Poly	Dollard	..1	7	2	0-0	1-3	L, 3-4
11.	E. Cole	6	Feb. 24	at San Diego State	Pyatt	*0..	6	0	0-0	1-1	W, 5-2
12.	C. Martin	8	Feb. 28	Dayton	Wagner, R.	..2	2	2	0-0	0-0	W, 18-1
13.	C. Martin	8	Feb. 28	Dayton	Kutruff, M.	..1	7	2	1-1	14-0	W, 18-1
14.	J. Gates	9	March 1	Dayton	Cline, A.	0..	4	1	-	2-0	W, 11-0
15.	H. Kjerstad	9	March 1	Dayton	Jones, T.	..2	5	1	1-2	3-0	W, 11-0
16.	L. Bonfield	10	March 2	USC	Clark, C.	..1	1	2	0-1	0-0	W, 4-0
17.	E. Cole	11	March 3	USC	Longrie, Q.	*0..	8	0	2-1	0-2	L, 3-1
18.	G. Koch	13	March 9	Kent State	Kraus	..1	2	0	1-1	0-2	W, 7-2
19.	E. Cole	13	March 9	Kent State	Kraus	..2	4	1	2-2	3-1	W, 7-2
20.	C. Shaddy	13	March 9	Kent State	Schreiber	0..	5	2	2-0	6-1	W, 7-2
21.	C. Martin	15	March 11	Kent State	Schultz	*0..	7	0	3-2	4-4	W, 11-4
22.	J. McFarland	15	March 11	Kent State	Schultz	0..	7	0	3-2	5-4	W, 11-4
23.	C. Shaddy	15	March 11	Kent State	Schultz	0..	7	1	1-1	6-4	W, 11-4
24.	J. McFarland	15	March 11	Kent State	Parks	..3	8	1	1-1	7-4	W, 11-4
25.	C. Martin	16	March 13	Texas	Whelan	..2	5	1	0-2	8-2	W, 13-4
26.	C. Martin	17	March 14	Texas	O'Donnell	0..	2	2	1-1	0-2	W, 7-5
27.	E. Cole	18	March 16	Kentucky	S. Hjelle	0..	1	1	1-2	0-0	W, 9-4
28.	G. Koch	18	March 16	Kentucky	M. Hazelwood	..1	5	1	1-0	4-2	W, 9-4
29.	G. Koch	18	March 16	Kentucky	T. Lockhart	0..	7	2	0-1	6-2	W, 9-4
30.	E. Cole	18	March	Kentucky	J. Lewis	0..	1	1	1-1	0-0	W, 14-2
31.	L. Bonfield	19	March 17	Kentucky	J. Lewis	0..	1	2	0-1	1-0	W, 14-2
32.	H. Kjerstad	19	March 17	Kentucky	J. Lewis	..2	3	1	1-1	4-0	W, 14-2
33.	J. Biggers	19	March 17	Kentucky	J. Lewis	..2	5	1	2-1	8-1	W, 14-2
34.	Z. Plunkett	19	March 17	Kentucky	A. McGeorge	*0..	8	0	2-2	13-1	W, 14-2
35.	C. Shaddy	20	March 17	Kentucky	Z. Haake	..1	1	2	1-2	5-0	W, 16-9
36.	L. Bonfield	20	March 17	Kentucky	Z. Haake	0..	4	1	3-0	7-4	W, 16-9
37.	L. Bonfield	20	March 17	Kentucky	Z. Haake	0..	4	1	3-0	7-4	W, 16-9
38.	C. Shaddy	20	March 17	Kentucky	A. Maley	*0..	7	0	2-0	11-6	W, 16-9
39.	C. Martin	20	March 17	Kentucky	C. Coleman	..1	7	0	-	13-6	W, 16-9
40.	H. Kjerstad	21	March 21	at Charlotte	C. Gooding	..1	2	2	0-0	0-0	L, 6-3
41.	H. Kjerstad	21	March 21	at Charlotte	C. Bruce	*0..	9	0	2-1	2-6	L, 6-3
42.	D. Fletcher	22	March 23	at Florida	B. Singer	*0..	4	0	0-1	3-0	W, 6-3
43.	H. Kjerstad	22	March 23	at Florida	B. Singer	0..	6	2	1-1	5-2	W, 6-3
44.	G. Koch	23	March 24	at Florida	J. Kowar	..1	4	2	3-1	0-12	L, 17-2
45.	J. Gates	24	March 25	at Florida	Dyson	*0..	4	0	2-2	0-1	L, 5-4
46.	E. Lee	24	March 25	at Florida	Dyson	0..	4	0	0-1	1-1	L, 5-4
47.	J. Biggers	25	March 27	at Memphis	D. Denz	0..	3	2	0-1	0-1	W, 8-7
48.	J. Biggers	25	March 27	at Memphis	D. Denz	0..	3	2	0-1	0-1	W, 8-7
49.	C. Shaddy	26	March 29	at Ole Miss	R. Rolison	..1	2	0	0-0	2-0	W, 6-4
50.	J. McFarland	26	March 29	at Ole Miss	R. Rolison	0..	6	1	1-0	4-4	W, 6-4
51.	H. Kjerstad	28	March 31	at Ole Miss	J. McArthur	0..	6	2	0-0	1-5	L, 11-10
52.	D. Fletcher	28	March 31	at Ole Miss	J. McArthur	*0..	7	0	0-0	2-8	L, 11-10
53.	G. Koch	28	March 31	at Ole Miss	W. Ethridge	..1	7	0	0-0	3-8	L, 11-10
54.	E. Cole	28	March 31	at Ole Miss	W. Stokes	..2	8	1	0-0	7-11	L, 11-10
55.	E. Lee	29	April 3	ULM	C. Gray	..2	6	1	0-0	3-4	W, 10-9
56.	H. Kjerstad	30	April 4	ULM	R. Hebert	*0..	2	0	2-0	0-0	W, 4-0
57.	L. Bonfield	31	April 6	Auburn	C. Mize	0..	4	1	0-2	0-1	W, 2-1
58.	C. Shaddy	36	April 14	South Carolina	Hill	0..	2	1	2-0	0-0	W, 2-0
59.	C. Shaddy	37	April 14	South Carolina	Demurias	..1	6	1	2-0	1-0	W, 3-0
60.	H. Kjerstad	38	April 17	Missouri St.	Russell	*0..	5	0	2-2	4-7	W, 11-7
61.	C. Martin	38	April 17	Missouri St.	J. Fromson	..2	5	2	0-1	6-7	W, 11-7
62.	E. Cole	39	April 20	at Mississippi State	K. Pilkington	..3	2	2	0-1	0-0	L, 5-6
63.	E. Lee	40	April 21	at Mississippi State	K. James	*0..	7	0	0-2	1-3	L, 3-5
64.	E. Cole	40	April 21	at Mississippi State	B. Smith	0..	9	2	1-0	2-5	L, 3-5
65.	D. Fletcher	43	April 27	Alabama	Finnerty	0..	3	2	3-1	3-2	W, 7-3
66.	C. Martin	43	April 27	Alabama	Finnerty	*0..	5	0	1-1	4-3	W, 7-3
67.	E. Cole	43	April 27	Alabama	Finnerty	..1	6	1	0-0	5-3	W, 7-3
68.	L. Bonfield	44	April 28	Alabama	Gardner	*0..	7	0	3-1	6-3	W, 7-4
69.	C. Martin	45	April 29	Alabama	Cameron	*0..	3	0	0-1	3-6	W, 9-7
70.	D. Fletcher	45	April 29	Alabama	Duarte	..2	1	1	0-2	5-7	W, 9-7
71.	E. Cole	46	May 4	at LSU	Hess	*0..	5	0	3-2	0-0	W, 5-4
72.	G. Koch	46	May 4	at LSU	Hess	*0..	3	0	0-0	1-1	W, 5-4
73.	E. Cole	46	May 4	at LSU	Hess	*0..	8	0	0-1	2-4	W, 5-4
74.	D. Fletcher	47	May 5	at LSU	Hilliard	..1	5	1	2-1	0-2	L, 4-6
75.	H. Kjerstad	48	May 6	at LSU	Labas	0..	5	1	0-0	0-1	L, 5-7
76.	C. Shaddy	49	May 11	Texas A&M	Kilkenny	..2	1	2	1-0	1-0	W, 9-3
77.	L. Bonfield	51	May 13	Texas A&M	Kolek	..2	3	0	3-1	1-0	W, 6-3
78.	L. Bonfield	52	May 17	at Georgia	Locey	..1	7	0	-	3-4	W, 8-6
79.	H. Kjerstad	53	May 18	at Georgia	Hancock	..1	1	1	-	0-0	L, 7-8
80.	D. Fletcher	55	May 23	vs. South Carolina	L. Chapman	..2	1	2	3-1	0-0	W, 13-8
81.	C. Martin	55	May 23	vs. South Carolina	Lomas	..1	4	1	1-2	8-1	W, 13-8
82.	C. Martin	55	May 23	vs. South Carolina	Coyne	0..	6	2	2-1	10-6	W, 13-8
83.	C. Martin	56	May 25	vs. Florida	Kowar	..1	2	1	1-0	0-0	W, 8-2
84.	H. Wilson	56	May 25	vs. Florida	Baker	..3	9	2	1-0	4-2	W, 8-2
85.	J. Gates	57	May 26	vs. LSU	Hess	0..	3	1	2-0	0-0	L, 1-2
86.	H. Kjerstad	58	June 1	Oral Roberts	J. McGregor	..1	3	2	2-0	0-0	W, 10-2
87.	C. Shaddy	58	June 1	Oral Roberts	J. McGregor	0..	6	1	2-2	2-1	W, 10-2
88.	Jared Gates	58	June 1	Oral Roberts	B. Womacks	..1	6	1	0-1	4-1	W, 10-2
89.	H. Kjerstad	58	June 1	Oral Roberts	G. Townsend	..1	8	1	1-2	7-2	W, 10-2
90.	E. Cole	59	June 2	Southern Miss	Powers	..1	2	1	1-1	0-0	W, 10-2
91.	J. Gates	59	June 2	Southern Miss	Powers	..1	2	1	3-2	2-0	W, 10-2
92.	C. Shaddy	62	June 10	South Carolina	Lawson	..1	6	1	3-2	1-7	L, 5-8
93.	H. Kjerstad	62	June 10	South Carolina	Bridges	0..	7	1	3-2	3-8	L, 5-8
94.	C. Shaddy	63	June 11	South Carolina	Mlodzinski	..2	1	1	2-0	2-0	W, 14-4
95.	E. Cole	63	June 11	South Carolina	R. Chapman	0..	7	1	0-0	13-3	W, 14-4
96.	L. Bonfield	64	June 17	vs. Texas	N. Kingham	..1	5	2	1-1	1-2	W, 11-5
97.	J. Gates	65	June 20	vs. Texas Tech	D. Martin	*0..	2	0	1-1	2-0	W, 7-4
98.	D. Fletcher	65	June 20	vs. Texas Tech	D. Martin	*0..	4	0	1-2	3-0	W, 7-4

* - indicates lead-off home run

By The Numbers

STARTERS GAME-BY-GAME

Opponent	W-L	IP	H	R	ER	BB	K
Bucknell	W	5.0	0	0	0	2	4
Bucknell	W	4.0	3	1	1	2	7
Bucknell	--	2.0	1	1	1	2	2
vs. Arizona	W	6.0	1	0	0	1	6
vs. Cal Poly	--	6.0	5	1	1	1	7
@ SDSU	--	5.0	5	2	1	1	7
@ San Diego	--	2.2	4	2	2	0	2
Dayton	W	6.0	7	0	0	0	6
Dayton	--	2.0	2	0	0	1	4
USC	W	6.0	6	0	0	1	4
USC	L	5.1	3	1	1	3	2
USC	--	4.0	5	1	0	2	2
Kent State	W	6.0	4	1	1	0	6
Kent State	L	3.2	5	5	1	2	3
Kent State	--	4.2	3	3	3	3	3
Texas	W	6.0	5	2	2	0	3
Texas	--	1.0	0	2	2	2	0
Kentucky	--	4.2	6	2	2	1	4
Kentucky	W	8.0	3	1	1	4	8
Kentucky	--	1.2	2	4	1	1	2
@ Charlotte	--	3.0	0	0	0	1	8
@ Florida	W	6.2	5	3	3	4	10
@ Florida	L	1.0	4	6	5	4	2
@ Florida	L	6.1	4	4	3	3	6
vs. Memphis	W	2.2	6	5	4	1	5
@ Ole Miss	W	6.0	7	4	2	1	7
@ Ole Miss	L	1.0	4	3	2	1	0
@ Ole Miss	L	4.1	5	4	1	0	4
ULM	--	3.0	2	4	3	2	2
ULM	W	7.0	7	0	0	0	5
Auburn	W	6.1	6	1	1	1	6
Auburn	W	7.0	5	2	2	0	7
Auburn	--	2.0	6	3	3	0	4
Grambling St.	--	5.0	4	2	2	2	6
S. Carolina	--	4.0	6	1	1	0	4
S. Carolina	W	6.0	1	0	0	0	6
S. Carolina	W	5.0	2	0	0	1	1
Missouri St.	--	1.0	4	3	3	1	2
@ Miss. St.	--	5.2	5	3	3	1	5
@ Miss. St.	L	6.2	8	3	3	0	3
@ Miss. St.	L	5.2	8	6	5	3	6
Texas Tech	--	2.2	4	1	1	1	3
Alabama	W	6.0	3	3	3	3	6
Alabama	--	5.0	6	3	3	2	11
Alabama	--	1.1	1	1	1	3	0
@ LSU	--	6.0	8	4	4	2	3
@ LSU	L	6.1	7	4	2	2	5
@ LSU	L	4.1	8	5	5	0	3
Texas A&M	W	7.0	5	3	3	0	11
Texas A&M	W	7.1	4	0	0	2	5
Texas A&M	W	5.0	5	0	0	0	7
@ Georgia	W	6.0	6	4	2	1	5
@ Georgia	--	4.0	6	5	5	1	4
@ Georgia	--	4.2	6	2	2	1	5
vs. S. Carolina	W	5.2	5	6	5	2	2
vs. Florida	W	6.0	4	1	1	3	4
vs. LSU	L	5.0	4	2	2	1	7
Oral Roberts	W	8.0	3	2	2	1	2
So. Miss	W	8.0	2	0	0	1	5
D. Baptist	--	0.0	1	1	1	2	0
S. Carolina	W	6.0	6	3	3	1	4
S. Carolina	L	4.1	6	4	4	4	0
S. Carolina	--	4.0	4	2	2	2	5
vs. Texas	W	5.0	4	2	2	1	4
vs. Texas Tech	--	4.2	2	2	2	2	7

BULLPEN GAME-BY-GAME

Opponent	W-L-S	IP	H	R	ER	BB	K
Bucknell	--	4.0	2	2	0	0	7
Bucknell	--	5.0	4	3	3	2	5
Bucknell	W-S	7.0	5	0	0	2	6
vs. Arizona	S	3.0	1	0	0	3	5
vs. Cal Poly	L	3.0	2	3	1	2	2
@ SDSU	W	4.0	0	0	0	0	5
@ San Diego	L	5.1	8	5	4	2	5
Dayton	S	3.0	3	1	0	0	3
Dayton	W	7.0	2	0	0	1	9
USC	S	3.0	1	0	0	1	2
USC	--	3.2	2	2	2	2	2
USC	W	4.0	5	5	4	2	4
Kent State	--	3.0	3	1	1	1	5
Kent State	--	5.1	4	5	5	5	6
Kent State	W	4.1	3	1	0	1	1
Texas	S	3.0	4	2	2	2	1
Texas	W-S	8.0	9	5	5	7	9
Kentucky	W-S	4.1	6	2	2	3	6
Kentucky	--	1.0	2	1	1	0	2
Kentucky	W	7.1	12	5	4	0	9
@ Charlotte	L	5.0	9	6	3	3	3
@ Florida	S	2.1	2	0	0	0	4
@ Florida	--	7.0	11	11	9	4	6
@ Florida	--	1.2	1	1	1	1	0
vs. Memphis	W	6.1	5	2	2	4	6
@ Ole Miss	S	3.0	1	0	0	1	5
@ Ole Miss	--	7.0	5	2	2	2	1
@ Ole Miss	--	3.2	5	7	6	5	2
ULM	W	7.0	5	5	1	4	10
ULM	--	2.0	0	0	0	1	2
Auburn	S	2.2	0	0	0	0	1
Auburn	--	2.0	1	0	0	2	1
Auburn	W	7.0	1	1	1	2	9
Grambling St.	W	4.0	4	4	4	1	7
S. Carolina	L	5.0	6	2	2	1	5
S. Carolina	S	1.0	0	0	0	0	1
S. Carolina	S	2.0	1	0	0	0	1
Missouri St.	W-S	4.0	1	0	0	1	7
@ Miss. St.	L	2.1	2	3	3	3	5
@ Miss. St.	--	1.1	2	2	2	1	1
@ Miss. St.	--	2.1	3	1	1	0	2
Texas Tech	W-S	6.1	0	0	0	2	14
Alabama	S	3.0	3	0	0	0	4
Alabama	W-S	4.0	2	1	1	2	5
Alabama	W-S	7.2	5	6	5	12	13
@ LSU	W-S	3.0	1	0	0	3	4
@ LSU	--	1.2	2	2	0	3	2
@ LSU	--	3.2	5	2	2	0	2
Texas A&M	--	2.0	1	0	0	0	4
Texas A&M	S	1.2	2	1	1	1	2
Texas A&M	--	4.0	3	3	3	4	4
@ Georgia	S	3.0	3	1	1	0	3
@ Georgia	L	5.1	6	3	3	2	3
@ Georgia	L	3.1	2	1	1	1	3
vs. S. Carolina	--	3.1	6	2	2	2	3
vs. Florida	S	3.0	1	1	1	2	7
vs. LSU	--	4.0	1	0	0	0	3
Oral Roberts	--	1.0	2	0	0	1	1
So. Miss	--	1.0	3	2	2	1	1
D. Baptist	W-S	9.0	8	2	2	0	8
S. Carolina	S	3.0	0	0	0	1	4
S. Carolina	--	3.2	4	4	4	6	2
S. Carolina	W	5.0	2	2	2	5	7
vs. Texas	--	4.0	5	3	3	6	6
vs. Texas Tech	W	4.1	4	2	2	1	7

RECORD PER STARTER

Pitcher (Total Starts)	Record
Blaine Knight (18)	15-3
Isaiah Campbell (15)	9-6
Keaton McKinney (1)	1-0
Kacey Murphy (16)	10-6
Barrett Loseke (2)	0-2
Caleb Bolden (4)	4-0
Hunter Milligan (2)	2-0
Bryce Bonnin (1)	1-0
Kole Ramage (2)	1-1
Jake Reindl (1)	1-0
Evan Lee (1)	0-1
Jackson Rutledge (2)	1-0

QUALITY STARTS

Pitcher (Total Starts)	QS	Record
Kacey Murphy (16)	9	6-3
Isaiah Campbell (15)	1	1-0
Blaine Knight (18)	12	11-1
Caleb Bolden (4)	2	2-0

RUN SUPPORT

Pitcher (Total Starts)	Runs	Per Start
Blaine Knight (18)	125	6.9
Isaiah Campbell (15)	110	7.3
Keaton McKinney (1)	3	3.0
Kacey Murphy (16)	109	6.8
Barrett Loseke (2)	9	4.5
Caleb Bolden (4)	40	10.0
Hunter Milligan (2)	18	9.0
Bryce Bonnin (1)	11	11.0
Kole Ramage (2)	18	9.0
Jake Reindl (1)	8	8.0
Evan Lee (1)	4	4.0
Jackson Rutledge (2)	15	7.5

Game-By-Game Batting Order

2018 RECORD: 46-19 • HOME: 35-4 • AWAY: 6-13 • NEUTRAL: 5-2 • SEC: 18-12 • NCAA TOURNAMENT: 7-1

Date	Opposing team	1	2	3	4	5	6	7	8	9
Feb. 16, 2018	BUCKNELL	Biggers	Fletcher	Cole	Bonfield	Kjerstad	Lee	Koch	Gates	Shaddy
Feb. 17, 2018	BUCKNELL	Biggers	Cole	Fletcher	Bonfield	Koch	Kjerstad	McFarland	Shaddy	Martin
Feb. 18, 2018	BUCKNELL	Biggers	Fletcher	Cole	Bonfield	Kjerstad	Lee	Koch	Gates	Shaddy
Feb. 21, 2018	vs. Arizona@	Biggers	Fletcher	Cole	Bonfield	Kjerstad	Koch	Gates	Shaddy	Wilson
Feb. 23, 2018	vs. Cal Poly^	Biggers	Fletcher	Cole	Bonfield	Kjerstad	Gates	Koch	Lee	Shaddy
Feb. 24, 2018	at San Diego State^	Biggers	Cole	Fletcher	Bonfield	Kjerstad	Shaddy	Gates	Koch	Martin
Feb. 25, 2018	at San Diego^	Biggers	Cole	Fletcher	Bonfield	Kjerstad	Shaddy	Gates	Opitz	Martin
Feb. 28, 2018	DAYTON	Biggers	Cole	Kjerstad	Gates	Fletcher	Lee	Koch	Wilson	Martin
March 1, 2018	DAYTON	Martin	Cole	Kjerstad	Bonfield	Fletcher	Gates	Shaddy	Opitz	Kenley
March 2, 2018	USC	Biggers	Cole	Kjerstad	Bonfield	Fletcher	Koch	Gates	Shaddy	Martin
March 3, 2018	USC	Biggers	Cole	Kjerstad	Bonfield	Koch	McFarland	Fletcher	Shaddy	Martin
March 4, 2018	USC	Biggers	Cole	Kjerstad	Bonfield	Lee	Martin	Gates	Koch	Wilson
March 9, 2018	KENT STATE	Biggers	Cole	Martin	Bonfield	Kjerstad	Koch	Fletcher	Gates	Shaddy
March 9, 2018	KENT STATE	Biggers	Cole	Martin	Bonfield	Kjerstad	Shaddy	Fletcher	McFarland	Opitz
March 11, 2018	KENT STATE	Biggers	Cole	Kjerstad	Bonfield	Fletcher	Martin	Gates	Koch	Shaddy
March 13, 2018	TEXAS	Martin	Cole	Kjerstad	Bonfield	Fletcher	Koch	Biggers	McFarland	Shaddy
March 14, 2018	TEXAS	Biggers	Cole	Kjerstad	McFarland	Fletcher	Martin	Lee	Koch	Wilson
March 16, 2018	KENTUCKY*	Biggers	Cole	Martin	Bonfield	Fletcher	McFarland	Kjerstad	Koch	Shaddy
March 17, 2018	KENTUCKY*-1	Biggers	Cole	Martin	Bonfield	Fletcher	McFarland	Kjerstad	Koch	Shaddy
March 17, 2018	KENTUCKY*-2	Biggers	Cole	Martin	Bonfield	Fletcher	McFarland	Kjerstad	Koch	Shaddy
March 21, 2018	at Charlotte	Biggers	Cole	Martin	Bonfield	Fletcher	McFarland	Kjerstad	Koch	Kenley
March 23, 2018	at Florida*	Biggers	Cole	Martin	Bonfield	Fletcher	McFarland	Kjerstad	Koch	Shaddy
March 24, 2018	at Florida*	Biggers	Cole	Martin	Bonfield	Fletcher	McFarland	Kjerstad	Koch	Shaddy
March 26, 2018	at Florida*	Biggers	Cole	Kjerstad	Fletcher	Gates	Lee	Koch	Wilson	Shaddy
March 28, 2018	at Memphis	Biggers	Cole	Martin	Bonfield	McFarland	Fletcher	Koch	Kjerstad	Shaddy
March 29, 2018	at Ole Miss*	Biggers	Cole	Martin	Bonfield	Kjerstad	Koch	Fletcher	McFarland	Shaddy
March 30, 2018	at Ole Miss*	Biggers	Cole	Martin	Bonfield	Kjerstad	Koch	Fletcher	McFarland	Shaddy
March 31, 2018	at Ole Miss*	Biggers	Cole	Martin	Kjerstad	Bonfield	Fletcher	McFarland	Koch	Shaddy
April 3, 2018	ULM	Lee	Cole	Martin	Kjerstad	Bonfield	Gates	Shaddy	Opitz	Kenley
April 4, 2018	ULM	Biggers	Cole	Martin	Kjerstad	Fletcher	McFarland	Lee	Koch	Wilson
April 6, 2018	AUBURN*	Biggers	Cole	Martin	Kjerstad	Bonfield	Fletcher	Koch	McFarland	Shaddy
April 7, 2018	AUBURN*	Biggers	Cole	Martin	Bonfield	Kjerstad	Koch	Fletcher	McFarland	Shaddy
April 8, 2018	AUBURN*	Biggers	Cole	Martin	Kjerstad	Bonfield	Fletcher	Koch	Gates	Shaddy
April 10, 2018	GRAMBLING STATE%	Biggers	Cole	Lee	Kjerstad	Fletcher	Gates	Kenley	Opitz	Wilson
April 12, 2018	SOUTH CAROLINA*	Biggers	Cole	Martin	Kjerstad	Bonfield	Fletcher	Koch	McFarland	Shaddy
April 14, 2018	SOUTH CAROLINA*-1	Martin	Cole	Bonfield	Kjerstad	Shaddy	Fletcher	Koch	McFarland	Biggers
April 14, 2018	SOUTH CAROLINA*-2	Martin	Cole	Bonfield	Kjerstad	Shaddy	Fletcher	Koch	McFarland	Biggers
April 17, 2018	MISSOURI STATE	Martin	Cole	Bonfield	Kjerstad	Shaddy	Fletcher	Koch	McFarland	Kenley
April 20, 2018	at Mississippi State*	Martin	Cole	Bonfield	Kjerstad	Shaddy	Koch	Fletcher	McFarland	Biggers
April 21, 2018	at Mississippi State*-1	Biggers	Cole	Martin	Kjerstad	Shaddy	Koch	Bonfield	Fletcher	McFarland
April 21, 2018	at Mississippi State*-2	Lee	Cole	Martin	Kjerstad	Gates	Fletcher	Biggers	Opitz	Wilson
April 24, 2018	TEXAS TECH	Cole	Kjerstad	Bonfield	Fletcher	Gates	McFarland	Biggers	Koch	Wilson
April 27, 2018	ALABAMA*	Cole	Kjerstad	Martin	Lee	Fletcher	Gates	Koch	Biggers	Kenley
April 28, 2018	ALABAMA*	Cole	Martin	Kjerstad	Bonfield	Fletcher	McFarland	Biggers	Koch	Kenley
April 29, 2018	ALABAMA*	Cole	Biggers	Martin	Bonfield	Kjerstad	Koch	Fletcher	McFarland	Kenley
May 4, 2018	at LSU*	Cole	Fletcher	Martin	Kjerstad	Lee	Gates	Biggers	Koch	Kenley
May 5, 2018	at LSU*	Cole	Fletcher	Martin	Kjerstad	Lee	Gates	Biggers	Koch	Kenley
May 6, 2018	at LSU*	Cole	Martin	Fletcher	Bonfield	Shaddy	Kjerstad	Koch	McFarland	Biggers
May 11, 2018	TEXAS A&M*	Cole	Martin	Kjerstad	Bonfield	Fletcher	Shaddy	Koch	Biggers	Wilson
May 12, 2018	TEXAS A&M*	Cole	Martin	Kjerstad	Bonfield	Shaddy	Fletcher	Koch	Gates	Kenley
May 13, 2018	TEXAS A&M*	Cole	Martin	Kjerstad	Bonfield	Fletcher	Shaddy	Koch	Wilson	Kenley
May 17, 2018	at Georgia*	Cole	Martin	Kjerstad	Bonfield	Fletcher	Shaddy	Wilson	Opitz	Kenley
May 18, 2018	at Georgia*	Cole	Martin	Kjerstad	Bonfield	Fletcher	Shaddy	Koch	Gates	Kenley
May 19, 2018	at Georgia*	Cole	Martin	Bonfield	Kjerstad	Shaddy	Koch	Fletcher	McFarland	Kenley
May 23, 2018	vs. South Carolina#	Cole	Shaddy	Kjerstad	Bonfield	Fletcher	Martin	Koch	Gates	Kenley
May 25, 2018	vs. Florida#	Cole	Shaddy	Kjerstad	Bonfield	Fletcher	Martin	Koch	Gates	Biggers
May 26, 2018	vs. LSU#	Cole	Shaddy	Kjerstad	Bonfield	Fletcher	Martin	Koch	Gates	Biggers
June 1, 2018	ORAL ROBERTS!	Cole	Martin	Kjerstad	Bonfield	Fletcher	Shaddy	Gates	Koch	Biggers
June 2, 2018	SOUTHERN MISS!	Cole	Martin	Kjerstad	Bonfield	Fletcher	Shaddy	Koch	Gates	Biggers
June 3, 2018	DALLAS BAPTIST!	Cole	Martin	Kjerstad	Bonfield	Fletcher	Shaddy	Koch	Gates	Biggers
June 9, 2018	SOUTH CAROLINA\$	Cole	Martin	Kjerstad	Bonfield	Fletcher	Shaddy	Koch	Gates	Biggers
June 10, 2018	SOUTH CAROLINA\$	Cole	Martin	Kjerstad	Bonfield	Fletcher	Shaddy	Koch	Gates	Biggers
June 11, 2018	SOUTH CAROLINA\$	Cole	Martin	Kjerstad	Bonfield	Fletcher	Shaddy	Gates	Koch	Biggers
June 17, 2018	vs. Texas&	Cole	Martin	Kjerstad	Bonfield	Fletcher	Shaddy	Gates	Koch	Biggers
June 20, 2018	vs. Texas Tech&	Cole	Martin	Kjerstad	Bonfield	Fletcher	Shaddy	Gates	Koch	Biggers

^ - Game played at Tony Gwynn Legacy (San Diego, Calif.); @ - Game played at Tony Gwynn Stadium (San Diego, Calif.);

% - Game played at Dickey-Stephens Park (North Little Rock, Ark.); # - SEC Tournament game (Hoover, Ala.); ! - NCAA Regional (Fayetteville, Ark.)

\$ - NCAA Super Regional (Fayetteville, Ark.); & - College World Series (Omaha, Neb.)

Defensive Starting Lineups

2018 RECORD: 46-19 • **HOME:** 35-4 • **AWAY:** 6-13 • **NEUTRAL:** 5-2 • **SEC:** 18-12 • **NCAA TOURNAMENT:** 7-1

Date	Opposing team	C	1B	2B	3B	SS	LF	CF	RF	DH
Feb. 16, 2018	BUCKNELL	Koch	Lee	Shaddy	Gates	Biggers	Kjerstad	Fletcher	Cole	Bonfield
Feb. 17, 2018	BUCKNELL	Koch	McFarland	Shaddy	Martin	Biggers	Kjerstad	Fletcher	Cole	Bonfield
Feb. 18, 2018	BUCKNELL	Koch	Lee	Shaddy	Gates	Biggers	Kjerstad	Fletcher	Cole	Bonfield
Feb. 21, 2018	vs. Arizona	Koch	Gates	Shaddy	Wilson	Biggers	Kjerstad	Fletcher	Cole	Bonfield
Feb. 23, 2018	vs. Cal Poly^	Koch	Lee	Shaddy	Gates	Biggers	Kjerstad	Fletcher	Cole	Bonfield
Feb. 24, 2018	at San Diego State^	Koch	Gates	Shaddy	Martin	Biggers	Kjerstad	Fletcher	Cole	Bonfield
Feb. 25, 2018	at San Diego^	Opitz	Gates	Shaddy	Martin	Biggers	Kjerstad	Fletcher	Cole	Bonfield
Feb. 28, 2018	DAYTON	Koch	Gates	Martin	Wilson	Biggers	Kjerstad	Fletcher	Cole	Lee
March 1, 2018	DAYTON	Opitz	Gates	Shaddy	Martin	Kenley	Kjerstad	Fletcher	Cole	Bonfield
March 2, 2018	USC	Koch	Gates	Shaddy	Martin	Biggers	Kjerstad	Fletcher	Cole	Bonfield
March 3, 2018	USC	Koch	McFarland	Shaddy	Martin	Biggers	Kjerstad	Fletcher	Cole	Bonfield
March 4, 2018	USC	Koch	Gates	Wilson	Martin	Biggers	Bonfield	Cole	Kjerstad	Lee
March 9, 2018	KENT STATE	Koch	Gates	Shaddy	Martin	Biggers	Kjerstad	Fletcher	Cole	Bonfield
March 9, 2018	KENT STATE	Opitz	McFarland	Shaddy	Martin	Biggers	Kjerstad	Fletcher	Cole	Bonfield
March 11, 2018	KENT STATE	Koch	Gates	Shaddy	Martin	Biggers	Kjerstad	Fletcher	Cole	Bonfield
March 13, 2018	TEXAS	Koch	McFarland	Shaddy	Martin	Biggers	Kjerstad	Fletcher	Cole	Bonfield
March 14, 2018	TEXAS	Koch	McFarland	Wilson	Martin	Biggers	Kjerstad	Fletcher	Cole	Lee
March 16, 2018	KENTUCKY*	Koch	McFarland	Shaddy	Martin	Biggers	Kjerstad	Fletcher	Cole	Bonfield
March 17, 2018	KENTUCKY*-1	Koch	McFarland	Shaddy	Martin	Biggers	Kjerstad	Fletcher	Cole	Bonfield
March 17, 2018	KENTUCKY*-2	Koch	McFarland	Shaddy	Martin	Biggers	Kjerstad	Fletcher	Cole	Bonfield
March 21, 2018	at Charlotte	Koch	McFarland	Martin	Kenley	Biggers	Kjerstad	Fletcher	Cole	Bonfield
March 24, 2018	at Florida*	Koch	McFarland	Shaddy	Martin	Biggers	Kjerstad	Fletcher	Cole	Bonfield
March 25, 2018	at Florida*	Koch	McFarland	Shaddy	Martin	Biggers	Kjerstad	Fletcher	Cole	Bonfield
March 26, 2018	at Florida*	Koch	Gates	Shaddy	Wilson	Biggers	Kjerstad	Fletcher	Cole	Lee
March 28, 2018	at Memphis	Koch	McFarland	Shaddy	Martin	Biggers	Kjerstad	Fletcher	Cole	Bonfield
March 29, 2018	at Ole Miss*	Koch	McFarland	Shaddy	Martin	Biggers	Kjerstad	Fletcher	Cole	Bonfield
March 30, 2018	at Ole Miss*	Koch	McFarland	Shaddy	Martin	Biggers	Kjerstad	Fletcher	Cole	Bonfield
March 31, 2018	at Ole Miss*	Koch	McFarland	Shaddy	Martin	Biggers	Kjerstad	Fletcher	Cole	Bonfield
April 3, 2018	ULM	Opitz	Gates	Shaddy	Martin	Kenley	Bonfield	Cole	Kjerstad	Lee
April 4, 2018	ULM	Koch	McFarland	Shaddy	Martin	Biggers	Kjerstad	Fletcher	Cole	Lee
April 6, 2018	AUBURN*	Koch	McFarland	Shaddy	Martin	Biggers	Kjerstad	Fletcher	Cole	Bonfield
April 7, 2018	AUBURN*	Koch	McFarland	Shaddy	Martin	Biggers	Kjerstad	Fletcher	Cole	Bonfield
April 8, 2018	AUBURN*	Koch	Gates	Shaddy	Martin	Biggers	Kjerstad	Fletcher	Cole	Bonfield
April 10, 2018	GRAMBLING STATE%	Opitz	Gates	Wilson	Kenley	Biggers	Kjerstad	Fletcher	Cole	Lee
April 12, 2018	SOUTH CAROLINA*	Koch	McFarland	Shaddy	Martin	Biggers	Kjerstad	Fletcher	Cole	Bonfield
April 14, 2018	SOUTH CAROLINA*-1	Koch	McFarland	Shaddy	Martin	Biggers	Kjerstad	Fletcher	Cole	Bonfield
April 14, 2018	SOUTH CAROLINA*-2	Koch	McFarland	Shaddy	Martin	Biggers	Kjerstad	Fletcher	Cole	Bonfield
April 17, 2018	MISSOURI STATE	Koch	McFarland	Shaddy	Martin	Kenley	Kjerstad	Fletcher	Cole	Bonfield
April 20, 2018	at Mississippi State*	Koch	McFarland	Shaddy	Martin	Biggers	Kjerstad	Fletcher	Cole	Bonfield
April 21, 2018	at Mississippi State*-1	Koch	McFarland	Shaddy	Martin	Biggers	Kjerstad	Fletcher	Cole	Bonfield
April 21, 2018	at Mississippi State*-2	Opitz	Gates	Wilson	Martin	Biggers	Kjerstad	Fletcher	Cole	Lee
April 24, 2018	TEXAS TECH	Koch	McFarland	Wilson	Gates	Biggers	Kjerstad	Fletcher	Cole	Bonfield
April 27, 2018	ALABAMA*	Koch	Gates	Martin	Kenley	Biggers	Kjerstad	Fletcher	Cole	Lee
April 28, 2018	ALABAMA*	Koch	McFarland	Martin	Kenley	Biggers	Kjerstad	Fletcher	Cole	Bonfield
April 29, 2018	ALABAMA*	Koch	McFarland	Martin	Kenley	Biggers	Kjerstad	Fletcher	Cole	Bonfield
May 4, 2018	at LSU*	Koch	Gates	Martin	Kenley	Biggers	Kjerstad	Fletcher	Cole	Lee
May 5, 2018	at LSU*	Koch	Gates	Martin	Kenley	Biggers	Kjerstad	Fletcher	Cole	Lee
May 6, 2018	at LSU*	Koch	McFarland	Shaddy	Martin	Biggers	Kjerstad	Fletcher	Cole	Bonfield
May 11, 2018	TEXAS A&M*	Koch	Wilson	Shaddy	Martin	Biggers	Kjerstad	Fletcher	Cole	Bonfield
May 12, 2018	TEXAS A&M*	Koch	Gates	Shaddy	Martin	Kenley	Kjerstad	Fletcher	Cole	Bonfield
May 13, 2018	TEXAS A&M*	Koch	Wilson	Shaddy	Martin	Kenley	Kjerstad	Fletcher	Cole	Bonfield
May 17, 2018	at Georgia*	Opitz	Wilson	Shaddy	Martin	Kenley	Kjerstad	Fletcher	Cole	Bonfield
May 18, 2018	at Georgia*	Koch	Gates	Shaddy	Martin	Kenley	Kjerstad	Fletcher	Cole	Bonfield
May 19, 2018	at Georgia*	Koch	McFarland	Shaddy	Martin	Kenley	Kjerstad	Fletcher	Cole	Bonfield
May 23, 2018	vs. South Carolina#	Koch	Gates	Shaddy	Martin	Kenley	Kjerstad	Fletcher	Cole	Bonfield
May 25, 2018	vs. Florida#	Koch	Gates	Shaddy	Martin	Biggers	Kjerstad	Fletcher	Cole	Bonfield
May 26, 2018	vs. LSU#	Koch	Gates	Shaddy	Martin	Biggers	Kjerstad	Fletcher	Cole	Bonfield
June 1, 2018	ORU!	Koch	Gates	Shaddy	Martin	Biggers	Kjerstad	Fletcher	Cole	Bonfield
June 2, 2018	SOUTHERN MISS!	Koch	Gates	Shaddy	Martin	Biggers	Kjerstad	Fletcher	Cole	Bonfield
June 3, 2018	DBU!	Koch	Gates	Shaddy	Martin	Biggers	Kjerstad	Fletcher	Cole	Bonfield
June 9, 2018	SOUTH CAROLINA\$	Koch	Gates	Shaddy	Martin	Biggers	Kjerstad	Fletcher	Cole	Bonfield
June 10, 2018	SOUTH CAROLINA\$	Koch	Gates	Shaddy	Martin	Biggers	Kjerstad	Fletcher	Cole	Bonfield
June 11, 2018	SOUTH CAROLINA\$	Koch	Gates	Shaddy	Martin	Biggers	Kjerstad	Fletcher	Cole	Bonfield
June 17, 2018	vs. Texas&	Koch	Gates	Shaddy	Martin	Biggers	Kjerstad	Fletcher	Cole	Bonfield
June 20, 2018	vs. Texas Tech&	Koch	Gates	Shaddy	Martin	Biggers	Kjerstad	Fletcher	Cole	Bonfield

^ - Game played at Tony Gwynn Legacy (San Diego, Calif.); @ - Game played at Tony Gwynn Stadium (San Diego, Calif.);

% - Game played at Dickey-Stephens Park (North Little Rock, Ark.); # - SEC Tournament game (Hoover, Ala.); ! - NCAA Regional (Fayetteville, Ark.)

\$ - NCAA Super Regional (Fayetteville, Ark.); & - College World Series (Omaha, Neb.)

The Last Time

THE LAST TIME AN ARKANSAS PLAYER...

4 Hits in a gameDominic Fletcher vs. Texas Tech (College World Series), June 20, 2018
 5 Hits in a game Andy Wilkins at No. 9 Oklahoma (Norman Regional), May 31, 2009
 6 Hits in a gameJeremy Jackson vs. Northeastern (Okla.), April 16, 1997

2 Hits in an inning.....Carson Shaddy vs. Texas (College World Series), June 17, 2018

2 Doubles in a game.....Heston Kjerstad vs. #2 Florida, March 25, 2018
 3 Doubles in a game.....Carson Shaddy vs. Nebraska, March 4, 2017
 4 Doubles in a gameRodney Nye vs. La. Tech, March 31, 1998
 2 Triples in a game Jax Biggers vs. Auburn (SEC Tournament), May 25, 2017

Led off a game with a HREric Cole at LSU, May 4, 2018
 2 Home runs in a gameHeston Kjerstad vs. Oral Roberts (NCAA Regional), June 1, 2018
 3 Home runs in a game Chad Spanberger vs. Auburn (SEC Tournament), May 26, 2017
 Grand Slam Hunter Wilson vs. Florida (SEC Tournament), March 25, 2018
 HR in consecutive AB..... Casey Martin vs. South Carolina (SEC Tournament) , May 23, 2018
 HR in 4 straight games..... Aaron Murphree vs. OSU, So. Dakota St. & Siena, March 2-8, 2008
 HR in 5 straight games..... Aaron Murphree vs. OSU, So. Dakota St. & Siena, March 2-8, 2008
 HR in 6 straight games..... Aaron Murphree vs. OSU, So. Dakota St. & Siena, March 2-9, 2008
 Pinch-hit home runEvan Lee at Mississippi State, April 21, 2018
 Inside the park home run.....Eric Cole vs. Miami (Ohio), February 19, 2017
 Back-to-Back Home RunsJared Gates & Evan Lee at #2 Florida, March 25, 2018

4 Runs in a game Luke Bonfield vs. Nebraska, March 4, 2017
 5 Runs in a gameEric Cole vs South Carolina (NCAA Super), June 11, 2018
 6 Runs in a gameJeremy Jackson vs. Northeastern (Okla.), April 16, 1997

4 RBI in a gameDominic Fletcher vs. Texas Tech (College World Series), June 20, 2018
 5 RBI in a game.....Dominic Fletcher vs. South Carolina (SEC Tournament), May 23, 2018
 6 RBI in a gameCasey Martin vs. Dayton, Feb. 28, 2018
 7 RBI in a game Chad Spanberger vs. Auburn (SEC Tournament), May 25, 2017
 8 RBI in a game.....Rodney Nye vs. ORU, April 14, 1999
 9 RBI in a gameRyan Lundquist vs. Central Missouri St., March 4, 1997

2 Stolen bases in a game..... Jax Biggers vs. USC, March 2, 2018
 3 Stolen bases in a game..... Andrew Benintendi vs Stephen F. Austin, April 15, 2015
 4 Stolen bases in a game Logan Forsythe vs. Ole Miss, May 19, 2007
 Stole home..... Bobby Wernes vs. Ole Miss, March 28, 2015

2 Errors in a game Casey Martin vs. South Carolina (SEC Tournament), May 23, 2018
 3 Errors in a game..... Bobby Wernes, at LSU, April 12, 2014
 4 Errors in a game.....Chris Shaddy vs. TCU, April 27, 1980

9-Inning no-hitter Scott Roehl vs. Kansas St., March 20, 2001
 9-Inning combined no-hitterNick Schmidt (6.0), Brian McLelland (1.0) & Devin Collis (2.0) vs. Oklahoma State, February 12, 2006
 7-inning combined no-hitter..... D. Taccolini (2.0), M. Cronin (3.0), & J. Alberius (2) vs. Auburn (SEC Tournament), May 25, 2017
 1-Hitter.....Trevor Stephan (7.0) at Tennessee, May 6, 2017
 1-Hitter combined Kacey Murphy (6.0 IP, 1 H) and Matt Cronin (1.0 IP, 0 H) vs. South Carolina, April 14, 2018
 2-Hitter.....Kacey Murphy vs. Florida (SEC Tournament), May 27, 2017
 2-Hitter combined.Loseke (4.0 IP, 1 H), Murphy (1.2 IP, 0 H), Alberius (1.2 IP, 0 H), Harris (0.2 IP, 0 H), Willey (0.2 IP, 1 H), Rodriguez (0.1 IP, 0 H) vs. Western Illinois, March 13, 2016)
 3-Hitter..... Ryne Stanek (9.0 IP), at No. 6 South Carolina, March 23, 2013
 3-Hitter combined.....Isaiah Campbell (5.0 IP, 2 H) and Matt Cronin (2.0 IP, 1 H) vs. S. Carolina, April 14, 2018
 Complete gameKacey Murphy vs. Florida (SEC Tournament), May 27, 2017
 Complete-game shutoutKacey Murphy vs. Florida (SEC Tournament), May 27, 2017
 10-inning or more startDominic Taccolini at #12 Kentucky (10 innings), April 22, 2016
 Had 10 strikeouts Barrett Loseke vs No. 4 Texas Tech, April 24, 2018
 Had 11 strikeouts Blaine Knight vs. No. 20 Texas A&M, May 11, 2018
 Had 12 strikeouts Trevor Stephan vs. Oral Roberts (NCAA Regional), June 2, 2017
 Had 13 strikeouts..... Trevor Stephan vs. Rhode Island, March 10, 2017
 Had 14 strikeouts David Walling vs. South Carolina, May 16, 1999
 Had 15 strikeouts Nick Schmidt vs. Auburn, May 18, 2006
 Had 16 strikeouts David Walling vs. Eastern Illinois, Feb. 20, 1998
 Had 17 strikeouts..... Jess Todd vs. South Carolina (SEC Tournament), May 24, 2007

THE LAST TIME AN ARKANSAS TEAM...

Scored 10 runsvs. Southern Miss (NCAA Regional), June 2, 2018
 Scored 11 runs.....vs. Texas (College World Series), June 17, 2018
 Scored 12 runs.....vs. Auburn (SEC Tournament), May 25, 2017
 Scored 13 runs.....vs. South Carolina (SEC Tournament), May 23, 2018
 Scored 14 runsvs. South Carolina (NCAA Super), June 11, 2018
 Scored 15 runs.....vs. Nebraska, March 4, 2017
 Scored 16 runsvs. No. 4 Kentucky, March 17, 2018
 Scored 17 runs.....vs. Villanova, February 19, 2012
 Scored 18 runsvs. Dayton, Feb. 28, 2018
 Scored 19 runsvs. Grambling State (Fayetteville Regional), June 4, 2010
 Scored 20 runsvs. Mississippi Valley State, Feb. 24, 2016
 Scored 21 runs.....vs. Mississippi Valley State, Feb. 23, 2016
 Scored 22 runsvs. Louisiana Tech, Feb. 14, 2004
 Scored 23 runsNever
 Scored 24 runs Missouri Southern, Feb. 11, 1998
 Scored 25 runs.....Missouri Southern, Feb. 4, 2001
 Scored 26 runsvs. Iowa (in Arlington, Texas), Feb. 14, 1997
 Scored 27 runsNever
 Scored 28 runsvs. Wisconsin-Milwaukee (2), Feb. 18, 2007
 Scored 29 runsMorningside, April 6, 1968
 Scored 30 runsat South Carolina, March 30, 1997
 Scored 31-32 runs32 vs. Bucknell, Feb. 17, 2018
 Scored 33 + runs 33 vs. Southwest Baptist, March 21, 1984

Had 14 hitsvs. Oral Roberts (NCAA Regional), June 1, 2018
 Had 15 hitsvs. Texas (College World Series), June 17, 2018
 Had 16 hitsvs. ULM, March 7, 2017
 Had 17 hitsvs. No. 13 Auburn, April 7, 2018
 Had 18 hitsat No. 28 Missouri State, April 11, 2017
 Had 19 hitsvs. No. 4 Kentucky, March 17, 2018
 Had 20 hitsvs. Dayton, Feb. 28, 2018
 Had 21 hitsKentucky, April 28, 2001
 Had 22 hitsvs. Bucknell, Feb. 17, 2018
 Had 23 hits Centenary, March 31, 1999
 Had 24 hits Georgia, March 17, 2001
 Had 25 hitsat Centenary, March 23, 2005
 Had 26-29 hits 28 at South Carolina, March 30, 1997
 Had 30 hitsvs. Saint Louis, April 7, 2010
 Had 31+ hits.....32 vs. Southwest Baptist, March 21, 1984

Hit four or more home runs in a game6 - Jared Gates, Luke Bonfield, Carson Shaddy, Dominic Fletcher, Grant Koch, Casey Martin vs. Bucknell, Feb. 17, 2018
5 - Biggers, Martin, Bonfield, Shaddy (2) vs. No. 4 Kentucky, March 17, 2018
4 - Kjerstad (2), Shaddy, Biggers vs. Oral Roberts (NCAA Regional), June 1, 2018
4 - Casey Martin, Jordan McFarland (2), Carson Shaddy vs. Kent State, March 11, 2018
4 - E. Cole, H. Kjerstad, D. Fletcher, G. Koch at #4 Ole Miss, March 31, 2018

4 Errors in a gamevs. ULM, April 3, 2018
 5 Errors in a gamevs. South Carolina (SEC Tournament), May 23, 2018
 6 Errors in a gamevs. Eastern Illinois, March 5, 2016
 7 Errors in a gamevs. La. Tech, March 20, 2001

Was Shutoutvs. LSU, April 9, 2017
 Was Shutout Back-to-Backvs. LSU, April 23-24, 2005 (7-0, 6-0)
 Held to 1 hitvs. Missouri State, May 17, 2016
 Held to 2 hitsvs. Ole Miss, April 27, 2017
 Held to 3 hitsvs. LSU, May 26, 2018 (2-1)

Swept an SEC Home Series (three games)vs. No. 20 Texas A&M, May 11-13, 2018
 Swept an SEC Road Series (three games)at Alabama, April 30-May 2, 2015
 Was Swept in SEC Home Seriesvs. Alabama, May 13-15, 2016
 Was Swept in SEC Road Seriesat Mississippi State, April 20-21, 2018
 Swept a Non-conference Home Seriesvs. ULM, April 3-4, 2018
 Swept a Non-conference Road Seriesat McNeese State, March 23-24, 2010
 Was Swept in a Non-conference Home SeriesGonzaga, March 10-11, 2015
 Was Swept in a Non-conference Road Seriesat Nebraska, April 16, 2013
 Won a Non-conference Home Seriesvs. So. Carolina (NCAA Super), June 9-11 2018
 Lost a Non-conference Home Seriesvs. South Alabama, February 28-March 1, 2014
 Lost a Non-conference Road Seriesat Nebraska, April 16, 2013
 Back-to-Back ShutoutsUK (1-0) April 22 and UK (2-0) April 22-23, 2016
 Most Consecutive Shutouts4 vs. Wisconsin (March 15-16, 1980)
 Shut out an opponent at homevs. South Carolina (3-0), April 14, 2018
 Shut out an opponent on the roadat Tennessee (2-0), May 6, 2017
 Shut out an SEC opponent at homevs. South Carolina (3-0), April 14, 2018
 Shut out an SEC opponent on the roadat No. 22 Texas A&M (8-0), May 20, 2017

Game-By-Game Hitting

2018 RECORD: 46-19 • HOME: 35-4 • AWAY: 6-13 • NEUTRAL: 5-2 • SEC: 18-12 • NCAA TOURNAMENT: 7-1

Date	Opponent	AB	R	H	RBI	2B	3B	HR	BB	IBB	SB	CS	HBP	SAC	SF	GDP	K	PO	A	E	Avg
Feb 16, 2018	BUCKNELL	35	14	12	12	5	0	1	15	0	0	0	3	0	1	0	8	27	5	2	.343
Feb 17, 2018	BUCKNELL	43	32	22	30	4	0	6	15	0	1	0	3	0	3	0	7	27	2	0	.436
Feb 18, 2018	BUCKNELL	30	3	9	3	1	0	1	4	0	1	0	2	0	0	2	2	27	10	1	.398
Feb 21, 2018	vs Arizona	29	1	4	1	0	0	1	3	1	0	0	1	1	0	1	10	27	6	0	.343
Feb 23, 2018	vs Cal Poly	36	3	8	3	2	0	1	1	0	0	0	0	0	0	0	10	27	12	3	.318
Feb 24, 2018	at San Diego State	28	5	3	4	1	0	1	9	1	2	0	2	1	2	0	7	27	5	2	.289
Feb 25, 2018	at San Diego	34	6	9	6	2	0	0	2	0	0	0	2	1	0	0	11	24	5	2	.285
Feb 28, 2018	DAYTON	46	18	20	16	2	0	2	6	0	0	0	3	0	0	0	5	27	10	1	.310
Mar 01, 2018	DAYTON	33	11	11	9	2	1	2	4	0	3	0	0	0	1	1	10	27	9	0	.312
Mar 02, 2018	USC	31	4	8	4	0	0	1	2	0	3	0	1	0	0	1	2	27	13	1	.307
Mar 03, 2018	USC	33	1	9	1	2	0	1	4	0	1	0	0	0	0	2	8	27	16	0	.304
Mar 04, 2018	USC	31	7	11	6	2	1	0	8	2	0	0	2	0	0	1	7	24	7	2	.308
Mar 09, 2018	KENT STATE	32	7	10	7	2	0	3	6	0	2	2	1	0	0	0	7	27	11	0	.308
Mar 09, 2018	KENT STATE	32	4	7	4	1	0	0	2	0	0	0	1	0	1	1	11	27	12	2	.302
Mar 11, 2018	KENT STATE	34	11	10	11	3	0	4	10	0	1	0	1	0	0	1	6	27	11	1	.302
Mar 13, 2018	TEXAS	35	13	13	12	4	0	1	6	0	1	0	2	0	1	0	11	27	12	0	.306
Mar 14, 2018	TEXAS	29	7	10	6	3	0	1	7	0	0	1	0	2	0	1	5	27	10	0	.308
Mar 16, 2018	KENTUCKY	34	9	11	9	4	0	3	7	0	0	0	2	0	1	0	8	27	6	1	.309
Mar 17, 2018	KENTUCKY	43	14	19	13	1	0	5	4	0	0	0	1	0	0	0	9	27	14	0	.318
Mar 17, 2018	KENTUCKY	40	16	19	16	4	0	5	7	0	0	0	1	1	1	0	6	27	7	2	.327
March 21	at Charlotte	35	3	7	3	0	0	2	1	0	0	0	1	1	0	0	8	21	7	3	.321
Mar 23, 2018	at Florida	36	6	10	6	1	0	2	3	0	1	0	0	0	1	1	9	27	3	0	.319
Mar 24, 2018	at Florida	35	2	8	2	0	0	1	5	0	0	0	0	0	0	0	9	24	11	2	.315
Mar 25, 2018	at Florida	35	4	10	4	3	0	2	5	0	0	0	1	0	2	0	7	24	8	1	.314
Mar 27, 2018	at Memphis	35	8	9	8	1	0	1	9	0	2	1	1	0	0	1	6	27	10	0	.311
Mar 29, 2018	at Ole Miss	40	6	14	6	0	0	2	1	0	1	0	0	0	1	0	11	27	10	1	.313
Mar 30, 2018	at Ole Miss	36	4	11	4	3	0	0	5	0	0	1	0	0	1	0	12	24	15	2	.313
Mar 31, 2018	at Ole Miss	39	10	12	10	3	0	4	2	0	0	0	2	0	1	0	3	24	7	2	.313
Apr 03, 2018	ULM	37	10	12	9	1	0	1	7	0	1	0	3	2	2	1	3	30	13	4	.356
Apr 04, 2018	ULM	32	4	8	3	1	0	1	1	0	0	0	1	0	0	0	5	27	11	0	.351
Apr 06, 2018	AUBURN	31	2	7	2	3	0	1	1	0	0	0	0	0	0	0	7	27	7	0	.309
Apr 07, 2018	AUBURN	37	13	17	12	4	0	0	7	0	0	1	0	1	3	0	4	27	7	0	.314
Apr 08, 2018	AUBURN	32	5	7	4	2	0	0	7	0	1	0	0	1	0	1	10	27	6	0	.311
Apr 10, 2018	GRAMBLING STATE	33	7	10	5	2	0	0	5	0	0	0	0	0	1	0	7	27	10	1	.311
Apr 12, 2018	SOUTH CAROLINA	36	2	13	1	2	0	0	3	0	0	0	0	0	1	2	6	27	9	0	.312
Apr 14, 2018	SOUTH CAROLINA	22	2	4	1	0	0	1	3	0	0	0	1	1	0	0	6	21	3	0	.310
Apr 14, 2018	SOUTH CAROLINA	21	3	4	3	0	0	1	4	0	0	0	0	1	0	0	4	21	5	0	.308
Apr 17, 2018	MISSOURI STATE	35	11	12	11	2	1	2	7	0	1	0	2	0	1	1	6	27	10	0	.309
Apr 20, 2018	at Mississippi State	34	5	9	5	0	0	1	3	0	1	0	1	0	1	1	12	24	5	1	.308
Apr 21, 2018	at Mississippi State	38	3	13	3	1	0	2	3	0	2	0	1	0	0	1	7	24	13	1	.309
Apr 21, 2018	at Mississippi State	36	5	10	5	3	0	0	3	0	1	1	0	1	0	0	10	24	15	1	.308
Apr 24, 2018	TEXAS TECH	35	5	10	4	2	0	0	4	0	1	0	3	0	0	1	7	27	6	0	.307
Apr 27, 2018	ALABAMA	35	7	11	7	2	0	3	2	0	0	0	0	0	1	0	3	27	6	0	.308
Apr 28, 2018	ALABAMA	29	7	9	7	0	0	1	6	0	0	1	0	0	1	1	7	27	4	0	.308
Apr 29, 2018	ALABAMA	33	9	14	9	1	0	2	6	0	1	1	0	1	2	0	5	27	11	3	.310
May 04, 2018	at LSU	35	5	10	5	1	0	3	2	0	2	0	1	0	0	1	8	27	10	0	.310
May 05, 2018	at LSU	35	4	9	4	3	0	1	4	0	0	0	1	0	0	1	8	24	8	3	.308
May 06, 2018	at LSU	34	5	7	3	1	0	1	2	0	0	0	0	0	0	0	6	24	9	1	.306
May 11, 2018	TEXAS A&M	33	9	10	9	0	0	1	5	0	1	0	1	0	1	0	6	27	5	1	.306
May 12, 2018	TEXAS A&M	30	3	7	3	3	0	0	4	0	0	0	3	1	0	0	7	27	10	1	.305
May 13, 2018	TEXAS A&M	29	6	8	6	1	0	1	3	0	0	0	1	2	1	2	3	27	13	1	.304
May 17, 2018	at Georgia	38	8	11	6	0	1	1	5	1	1	0	1	0	0	0	8	27	11	3	.304
May 18, 2018	at Georgia	39	7	10	7	3	0	1	7	0	1	0	1	0	0	2	9	28	11	2	.303
May 19, 2018	at Georgia	31	2	6	2	3	0	0	3	1	0	0	0	0	0	1	12	24	12	0	.301
May 23, 2018	vs South Carolina	32	13	11	13	0	0	3	8	0	1	0	2	2	0	0	11	27	12	5	.302
May 25, 2018	vs Florida	34	8	10	8	1	0	2	6	0	1	0	1	0	0	2	7	27	9	0	.302
May 26, 2018	vs LSU	30	1	3	1	0	0	1	2	0	0	0	0	0	0	0	8	27	10	0	.299
Jun 01, 2018	ORAL ROBERTS	37	10	14	9	2	0	4	4	0	1	1	2	1	0	0	2	27	6	0	.300
Jun 02, 2018	SOUTHERN MISS	37	10	13	10	2	1	2	5	0	0	0	1	0	1	2	5	27	7	1	.301
Jun 03, 2018	DALLAS BAPTIST	31	4	7	4	0	0	0	3	0	1	0	0	0	0	0	4	27	6	1	.300
Jun 09, 2018	SOUTH CAROLINA	28	9	10	9	2	0	0	8	1	0	1	2	0	3	0	8	27	3	2	.301
Jun 10, 2018	SOUTH CAROLINA	37	5	10	4	0	0	2	2	0	2	0	1	0	1	0	9	24	7	0	.300
Jun 11, 2018	SOUTH CAROLINA	32	14	11	13	2	0	2	6	0	0	0	2	0	3	1	7	27	7	0	.301
Jun 17, 2018	vs Texas	39	11	15	11	2	0	1	5	0	0	0	1	0	0	0	5	27	3	1	.302
Jun 20, 2018	vs Texas Tech	36	7	12	7	2	0	2	2	0	0	1	0	0	0	1	10	27	4	1	.303
Totals		2212	470	670	441	110	5	97	311	7	39	12	66	21	42	35	467	1705	558	65	.303

Game-By-Game Pitching

2018 RECORD: 46-19 • HOME: 35-4 • AWAY: 6-13 • NEUTRAL: 5-2 • SEC: 18-12 • NCAA TOURNAMENT: 7-1

Date	Opponent	IP	H	R	ER	BB	SO	2B	3B	HR	WP	BK	HBP	DP	IBB	Score	W	L	SV	ERA
Feb 16, 2018	BUCKNELL	9.0	2	2	0	2	11	0	0	0	0	0	0	1	0	14-2	1	0	0	0.00
Feb 17, 2018	BUCKNELL	9.0	7	4	4	4	12	1	0	0	2	0	0	0	0	32-4	2	0	0	2.00
Feb 18, 2018	BUCKNELL	9.0	6	1	1	4	8	2	0	0	0	0	0	2	0	3-1	3	0	1	1.67
Feb 21, 2018	vs Arizona	9.0	2	0	0	4	11	0	0	0	0	0	1	1	0	1-0	4	0	2	1.25
Feb 23, 2018	vs Cal Poly	9.0	7	4	2	3	9	1	0	0	1	1	0	1	0	3-4	4	1	2	1.40
Feb 24, 2018	at San Diego State	9.0	5	2	1	1	12	2	1	0	0	0	0	0	0	5-2	5	1	2	1.33
Feb 25, 2018	at San Diego	8.0	12	7	6	2	7	2	0	1	2	0	0	0	0	6-7	5	2	2	2.03
Feb 28, 2018	DAYTON	9.0	10	1	0	0	9	0	0	0	0	0	1	2	0	18-1	6	2	3	1.77
Mar 01, 2018	DAYTON	9.0	4	0	0	2	13	0	0	0	0	0	2	0	0	11-0	7	2	3	1.58
Mar 02, 2018	USC	9.0	7	0	0	2	6	0	0	0	0	1	1	1	0	4-0	8	2	4	1.42
Mar 03, 2018	USC	9.0	5	3	3	5	4	2	0	0	2	0	0	1	0	1-3	8	3	4	1.56
Mar 04, 2018	USC	8.0	10	6	4	4	6	2	0	0	1	0	1	1	0	7-6	9	3	4	1.78
Mar 09, 2018	KENT STATE	9.0	7	2	2	1	11	1	0	1	3	0	0	1	0	7-2	10	3	4	1.80
Mar 09, 2018	KENT STATE	9.0	9	10	6	7	9	2	0	0	2	0	1	0	0	4-10	10	4	4	2.10
Mar 11, 2018	KENT STATE	9.0	6	4	3	4	4	0	0	0	1	0	0	3	0	11-4	11	4	4	2.17
Mar 13, 2018	TEXAS	9.0	9	4	4	2	4	1	0	3	0	0	0	3	0	13-4	12	4	5	2.28
Mar 14, 2018	TEXAS	9.0	9	5	5	7	9	3	0	0	1	2	1	2	0	7-5	13	4	6	2.44
Mar 16, 2018	KENTUCKY	9.0	12	4	4	4	10	1	0	1	0	0	1	1	0	9-4	14	4	7	2.53
Mar 17, 2018	KENTUCKY	9.0	5	2	2	4	10	0	0	1	0	0	1	0	0	14-2	15	4	7	2.50
Mar 17, 2018	KENTUCKY	9.0	14	9	5	1	11	2	0	1	1	0	1	0	0	16-9	16	4	7	2.63
March 21	at Charlotte	8.0	9	6	3	3	11	1	0	0	1	1	1	1	0	3-6	16	5	7	2.66
Mar 23, 2018	at Florida	9.0	7	3	3	4	14	1	0	2	0	0	0	0	0	6-3	17	5	8	2.68
Mar 24, 2018	at Florida	8.0	15	17	14	8	8	3	0	1	2	0	1	2	0	2-17	17	6	8	3.19
Mar 25, 2018	at Florida	8.0	5	5	4	3	6	1	1	2	2	0	0	0	0	4-5	17	7	8	3.24
Mar 27, 2018	at Memphis	9.0	11	7	6	5	11	2	0	1	2	0	0	0	0	8-7	18	7	8	3.35
Mar 29, 2018	at Ole Miss	9.0	8	4	2	2	12	1	0	1	0	0	0	2	0	6-4	19	7	9	3.30
Mar 30, 2018	at Ole Miss	8.0	9	5	4	3	6	2	0	1	2	0	1	4	0	4-5	19	8	9	3.34
Mar 31, 2018	at Ole Miss	8.0	10	11	7	5	6	1	0	2	0	0	0	1	0	10-11	19	9	9	3.49
Apr 03, 2018	ULM	10.0	7	9	4	6	12	0	0	3	2	0	1	0	0	10-9	20	9	9	3.49
Apr 04, 2018	ULM	9.0	7	0	0	1	7	1	0	0	1	0	1	2	0	4-0	21	9	9	3.38
Apr 06, 2018	AUBURN	9.0	6	1	1	1	7	0	0	1	0	0	0	0	0	2-1	22	9	10	3.30
Apr 07, 2018	AUBURN	9.0	6	2	2	2	8	0	0	2	0	0	0	1	0	13-2	23	9	10	3.26
Apr 08, 2018	AUBURN	9.0	7	4	4	2	13	2	0	0	0	0	0	0	0	5-4	24	9	10	3.28
Apr 10, 2018	GRAMBLING STATE	9.0	7	6	2	3	13	1	0	0	2	0	2	0	0	7-6	25	9	11	3.24
Apr 12, 2018	SOUTH CAROLINA	9.0	12	3	3	1	9	2	0	1	1	0	0	0	0	2-3	25	10	11	3.23
Apr 14, 2018	SOUTH CAROLINA	7.0	1	0	0	0	7	0	0	0	0	0	0	0	0	2-0	26	10	12	3.16
Apr 14, 2018	SOUTH CAROLINA	7.0	3	0	0	1	2	0	0	0	0	0	0	0	0	3-0	27	10	13	3.09
Apr 17, 2018	MISSOURI STATE	9.0	10	7	7	5	12	3	0	0	0	0	2	3	0	11-7	28	10	14	3.20
Apr 20, 2018	at Mississippi State	8.0	7	6	6	4	10	1	0	1	2	0	0	0	0	5-6	28	11	14	3.28
Apr 21, 2018	at Mississippi State	8.0	10	5	5	1	4	2	0	1	4	0	1	1	0	3-5	28	12	14	3.34
Apr 21, 2018	at Mississippi State	8.0	11	7	6	3	8	4	0	0	2	0	0	0	0	5-7	28	13	14	3.41
Apr 24, 2018	TEXAS TECH	9.0	4	1	1	3	17	0	0	0	2	0	0	1	0	5-1	29	13	15	3.35
Apr 27, 2018	ALABAMA	9.0	6	3	3	3	10	1	0	1	0	0	0	1	0	7-3	30	13	16	3.34
Apr 28, 2018	ALABAMA	9.0	8	4	4	4	16	0	0	3	0	0	0	1	0	7-4	31	13	17	3.36
Apr 29, 2018	ALABAMA	9.0	6	7	6	15	13	0	0	2	7	0	0	1	0	9-7	32	13	18	3.42
May 04, 2018	at LSU	9.0	9	4	4	5	7	1	0	1	1	0	0	2	0	5-4	33	13	19	3.43
May 05, 2018	at LSU	8.0	9	6	2	5	7	1	0	0	1	0	0	1	0	4-6	33	14	19	3.41
May 06, 2018	at LSU	8.0	13	7	7	0	5	5	0	0	0	0	0	0	0	5-7	33	15	19	3.50
May 11, 2018	TEXAS A&M	9.0	6	3	3	0	15	0	0	2	0	0	2	0	0	9-3	34	15	19	3.49
May 12, 2018	TEXAS A&M	9.0	6	1	1	3	7	1	0	0	1	0	1	0	0	3-1	35	15	20	3.43
May 13, 2018	TEXAS A&M	9.0	8	3	3	4	11	1	0	0	2	0	1	3	0	6-3	36	15	20	3.43
May 17, 2018	at Georgia	9.0	11	6	4	1	9	1	0	2	0	0	2	1	0	8-6	37	15	21	3.44
May 18, 2018	at Georgia	9.1	12	8	8	3	7	2	0	2	1	1	0	1	2	7-8	37	16	21	3.52
May 19, 2018	at Georgia	8.0	8	3	3	2	8	1	0	2	1	0	0	2	0	2-3	37	17	21	3.52
May 23, 2018	vs South Carolina	9.0	11	8	7	4	5	1	0	1	1	0	0	2	0	13-8	38	17	21	3.59
May 25, 2018	vs Florida	9.0	5	2	2	5	11	1	0	1	1	1	1	2	0	8-2	39	17	22	3.56
May 26, 2018	vs LSU	9.0	5	2	2	1	10	0	0	1	0	0	1	0	0	1-2	39	18	22	3.53
Jun 01, 2018	ORAL ROBERTS	9.0	5	2	2	2	3	1	0	2	0	0	1	0	0	10-2	40	18	22	3.50
Jun 02, 2018	SOUTHERN MISS	9.0	5	2	2	2	6	1	0	1	0	0	0	1	0	10-2	41	18	22	3.48
Jun 03, 2018	DALLAS BAPTIST	9.0	9	3	3	2	8	1	0	0	1	0	2	0	0	4-3	42	18	23	3.47
Jun 09, 2018	SOUTH CAROLINA	9.0	6	3	3	2	8	1	0	2	0	0	0	1	0	9-3	43	18	24	3.46
Jun 10, 2018	SOUTH CAROLINA	8.0	10	8	8	10	2	0	0	3	1	0	0	1	0	5-8	43	19	24	3.54
Jun 11, 2018	SOUTH CAROLINA	9.0	6	4	4	7	12	2	0	2	1	0	0	0	0	14-4	44	19	24	3.55
Jun 17, 2018	vs Texas	9.0	9	5	5	7	10	2	1	0	0	0	0	0	0	11-5	45	19	24	3.57
Jun 20, 2018	vs Texas Tech	9.0	6	4	4	3	14	2	0	0	1	0	1	0	0	7-4	46	19	24	3.58
Totals		568.1	499	277	226	219	583	76	3	55	61	7	33	58	2	470-277	46	19	24	3.58

Game Highs

TEAM GAME HIGHS (2018)

Batting

At bats:	46	vs Dayton (Feb 28, 2018)
Runs scored:	32	vs Bucknell (Feb 17, 2018)
Hits:	22	vs Bucknell (Feb 17, 2018)
RBIs:	30	vs Bucknell (Feb 17, 2018)
Doubles:	5	vs Bucknell (Feb 16, 2018)
Triples:	1	(5 games)
Home runs:	6	vs Bucknell (Feb 17, 2018)
Total bases:	44	vs Bucknell (Feb 17, 2018)
Walks:	15	vs Bucknell (Feb 16, 2018)
	15	vs Bucknell (Feb 17, 2018)
Strikeouts:	12	at Ole Miss (Mar 30, 2018)
	12	at Mississippi State (Apr 20, 2018)
	12	at Georgia (May 19, 2018)
Sac hits:	2	(4 games)
Sac flies:	3	(4 games)
Stolen bases:	3	vs Dayton (Mar 01, 2018)
	3	vs USC (Mar 02, 2018)
Hit by pitch:	3	(6 games)
Caught stealing:	2	vs Kent State (Mar 09, 2018)
Runners LOB:	16	vs Bucknell (Feb 16, 2018)
Hit into DP:	3	vs Bucknell (Feb 18, 2018)
	3	vs South Carolina (Apr 12, 2018)

Fielding

Putouts:	30	vs ULM (Apr 03, 2018)
Assists:	16	vs USC (Mar 03, 2018)
Errors:	5	vs South Carolina (May 23, 2018 at Hoover, Ala.)
Passed balls:	1	(12 games)
DPs turned:	4	at Ole Miss (Mar 30, 2018)

Pitching

Innings pitched:	10.0	vs ULM (Apr 03, 2018)
Runs allowed:	17	at Florida (Mar 24, 2018)
Earned runs:	14	at Florida (Mar 24, 2018)
Walks allowed:	15	vs Alabama (Apr 29, 2018)
Strikeouts:	17	vs Texas Tech (Apr 24, 2018)
Hits allowed:	15	at Florida (Mar 24, 2018)
Doubles allowed:	5	at LSU (May 06, 2018)
Triples allowed:	1	at San Diego State (Feb 24, 2018)
	1	at Florida (Mar 25, 2018)
	1	vs Texas (Jun 17, 2018 at Omaha, Neb.)
Homers allowed:	3	(4 games)
Wild pitches:	7	vs Alabama (Apr 29, 2018)
Hit batters:	2	(6 games)

INDIVIDUAL GAME HIGHS (2018)

Batting

At bats:	6	(7 games)
Runs scored:	5	Jordan McFarland vs Bucknell (Feb 17, 2018)
	5	Eric Cole vs South Carolina (Jun 11, 2018)
Hits:	4	(6 games)
RBIs:	6	Casey Martin vs Dayton (Feb 28, 2018)
Doubles:	2	Eric Cole vs Texas (Mar 13, 2018)
	2	Jax Biggers vs Kentucky (Mar 16, 2018)
	2	Heston Kjerstad at Florida (Mar 25, 2018)
Triples:	1	(5 games)
Home runs:	2	(8 games)
Total bases:	10	Carson Shaddy vs Kentucky (Mar 17, 2018)
	10	Eric Cole at LSU (May 04, 2018)
Walks:	3	(12 games)
Strikeouts:	5	Heston Kjerstad at LSU (May 05, 2018)
Sac hits:	1	(21 games)
Sac flies:	2	Jax Biggers vs Auburn (Apr 07, 2018)
Stolen bases:	2	Casey Martin vs Dayton (Mar 01, 2018)
	2	Jax Biggers vs USC (Mar 02, 2018)
Hit by pitch:	2	Heston Kjerstad vs Bucknell (Feb 17, 2018)
	2	Luke Bonfield at San Diego State (Feb 24, 2018)
	2	Carson Shaddy vs ULM (Apr 03, 2018)
Caught stealing:	1	(12 games)
Runners LOB:	7	Carson Shaddy at San Diego State (Feb 24, 2018)

Fielding

Putouts:	16	Grant Koch vs Texas Tech (Apr 24, 2018)
	16	Grant Koch vs Alabama (Apr 28, 2018)
Assists:	7	Carson Shaddy vs USC (Mar 03, 2018)
	7	Casey Opitz at Mississippi State (Apr 21, 2018)
Errors:	2	(4 games)
Passed balls:	1	(12 games)

Pitching

Innings pitched:	8.0	Isaiah Campbell vs Kentucky (Mar 17, 2018)
	8.0	Blaine Knight vs Oral Roberts (Jun 01, 2018)
	8.0	Kacey Murphy vs Southern Miss (Jun 02, 2018)
Runs allowed:	7	Jacob Kostyshock at Florida (Mar 24, 2018)
Earned runs:	5	(6 games)
Walks allowed:	4	(4 games)
Strikeouts:	11	Kacey Murphy vs Alabama (Apr 28, 2018)
	11	Blaine Knight vs Texas A&M (May 11, 2018)
Hits allowed:	8	(4 games)
Doubles allowed:	4	Isaiah Campbell at Mississippi State (Apr 21, 2018)
	4	Isaiah Campbell at LSU (May 06, 2018)
Triples allowed:	1	Isaiah Campbell at San Diego State (Feb 24, 2018)
	1	Kacey Murphy at Florida (Mar 25, 2018)
	1	Blaine Knight vs Texas (Jun 17, 2018 at Omaha, Neb.)
Homers allowed:	3	Kacey Murphy vs Alabama (Apr 28, 2018)
Wild pitches:	3	Jackson Rutledge vs Alabama (Apr 29, 2018)
Hit batters:	2	Blaine Knight at Georgia (May 17, 2018)
	2	Jake Reindl vs Dallas Baptist (Jun 03, 2018)



PITCHERS

Pitchers

#31 CALEB BOLDEN • FR • RHP • 6-2 • 188

SEASON HIGHS

Category	High	Opponent (Last)	Date
Innings	7.0	ULM	4/4/18
Longest Start	7.0	ULM	4/4/18
Shortest Start	1.0	Missouri State	4/17/18
Longest Relief	3.0	2x (Texas)	3/14/18
Hits	7	2x (ULM)	4/4/18
Runs	3	3x (Missouri State)	4/17/18
Earned Runs	3	3x (Missouri State)	4/17/18
Walks	3	Kent State	3/9/18
Strikeouts	6	2x (Grambling St.)	4/10/18

BOLDEN'S CAREER APPEARANCES

Caleb Bolden Game-By-Game (Freshman)
(10 Appearances, 4 Starts)

Date	Opponent	IP	H	R-ER	BB	K	Result
2/18/18	Bucknell	3.0	2	0-0	1	0	ND
2/28/18	Dayton*	6.0	7	0-0	0	6	W, 1-0
3/9/18	Kent State	0.2	1	3-3	3	1	ND
3/14/18	Texas	3.0	1	0-0	2	3	W, 2-0
3/24/18	at No. 2 Florida	1.0	1	3-3	2	0	ND
4/3/18	ULM*	7.0	7	0-0	0	5	W, 3-0
4/10/18	Grambling St.*	5.0	4	2-2	2	6	ND
4/17/18	Missouri St.*	1.0	4	3-3	1	2	ND
4/29/18	Alabama	2.0	3	1-1	2	2	ND
6/2/18	Southern Miss	0.0	3	2-2	0	0	ND
TOTALS	10 G, 4 GS	28.2	33	14-14	13	25	3-0

2018 HIGHLIGHTS

- Made his collegiate debut against Bucknell (Feb. 18), having the longest outing of any Razorback pitcher in the game (3.0 innings).
- Picked up his first collegiate victory against Dayton (Feb. 28), throwing six scoreless innings with no walks.
- Struck out six batters in his start against Dayton, the second-most in an outing by a Hog pitcher this year.
- Earned his second victory in three appearances, working the second, third, and fourth innings against Texas (March 14).
- Was solid in his second start of the year, going a career-high 7.0 scoreless innings against ULM and striking out five.
- Tied his season high with six strikeouts in his start against Grambling State.

#4 BRYCE BONNIN • FR • RHP • 6-1 • 190

CAREER HIGHS

Category	High	Opponent (Last)	Date
Innings	5.0	Dayton	3/1/18
Longest Start	4.2	Kent State	3/11/18
Shortest Start	4.2	Kent State	3/11/18
Longest Relief	5.0	Dayton	3/1/18
Hits	5	at No. 4 Ole Miss	3/30/18
Runs	3	Kent State	3/11/18
Earned Runs	3	Kent State	3/11/18
Walks	3	Kent State	3/11/18
Strikeouts	6	Dayton	3/1/18

BONNIN'S CAREER APPEARANCES

Bryce Bonnin Game-By-Game (Freshman)
(11 Appearances, 1 Start)

Date	Opponent	IP	H	R-ER	BB	K	Result
2/16/18	Bucknell	1.0	1	2-0	0	1	ND
2/23/18	vs. Cal Poly	0.1	0	0-0	0	1	ND
3/1/18	Dayton	5.0	0	0-0	1	6	W, 1-0
3/11/18	Kent State*	4.2	3	3-3	3	3	ND
3/2/18	at Charlotte	1.0	3	1-1	0	1	ND
3/27/18	at Memphis	0.2	2	1-1	2	2	ND
3/30/18	at No. 4 Ole Miss	3.1	5	2-2	2	1	ND
5/6/18	at LSU	0.1	2	1-1	0	0	ND
6/2/18	Southern Miss	1.0	0	0-0	1	1	ND
6/10/18	#25 South Carolina	1.1	1	1-1	2	0	ND
6/17/18	vs. Texas	0.1	0	0-0	1	0	ND
TOTALS	11 G, 1 GS	19.0	17	11-9	12	16	1-0

2018 HIGHLIGHTS

- Made his collegiate debut against Bucknell (Feb. 16), throwing one inning and striking out one.
- Earned the victory over Dayton with five innings of relief and a season-high six strikeouts on 60 pitches.
- Started game three against Kent State (March 11), going 4.2 innings with three runs allowed and three strikeouts.
- Pitched one inning against Southern Miss in the NCAA Regional, finishing the ninth inning with no hits allowed, one walk, and one strikeout.

CAREER HIGHS

Category	High	Opponent (Last)	Date
Innings	4.0	at San Diego State	2/24/18
Longest Start	--	--	--
Shortest Start	--	--	--
Longest Relief	4.0	at San Diego State	2/24/18
Hits	4	No. 4 Kentucky	3/16/18
Runs	3	at Mississippi State	4/20/18
Earned Runs	3	at Mississippi State	4/20/18
Walks	3	vs. Auburn	5/25/17
Strikeouts	6	vs. Auburn	5/25/17

CRONIN'S CAREER APPEARANCES

Matt Cronin 2018 Game-By-Game (Sophomore)
(22 Appearances, 0 Starts)

Date	Opponent	IP	H	R-ER	BB	K	Result
2/18/18	Bucknell	1.0	1	0-0	0	1	W, 1-0
2/21/18	vs. Arizona	2.1	0	0-0	1	3	S, 1
2/24/18	at San Diego St.	4.0	0	0-0	0	5	W, 2-0
3/3/18	USC	2.2	2	2-2	2	2	ND
3/9/18	Kent State	1.0	0	0-0	0	1	ND
3/14/18	Texas	1.2	1	0-0	0	2	S, 2
3/16/18	#4 Kentucky	2.2	4	2-2	0	4	S, 3
3/23/18	at # 2 Florida	2.0	1	0-0	0	4	S, 4
3/25/18	at # 2 Florida	1.2	1	1-1	0	0	ND
3/29/18	at #4 Ole Miss	3.0	1	0-0	1	5	S, 5
3/31/18	at #4 Ole Miss	2.0	1	2-2	1	1	ND
4/6/18	#13 Auburn	2.2	0	0-0	0	1	S, 6
4/10/18	Grambling St.	1.0	0	0-0	0	1	S, 7
4/14/18	South Carolina	1.0	0	0-0	0	1	S, 8
4/14/18	South Carolina	2.0	1	0-0	0	1	S, 9
4/20/18	at Mississippi St.	2.0	1	3-3	3	5	L, 2-1
5/13/18	#20 Texas A&M	2.0	0	2-2	2	2	ND
5/17/18	at #13 Georgia	2.2	3	1-1	0	3	S, 10
5/25/18	vs. Florida	2.0	0	0-0	1	5	S, 11
6/3/18	Dallas Baptist	2.0	3	1-1	0	4	S, 12
6/11/18	#25 South Carolina	1.0	0	0-0	1	1	ND
6/20/18	vs. Texas Tech	1.1	2	2-2	1	2	ND
TOTALS	22 G, 0 GS	43.2	22	16-16	13	54	2-1 (12 SV)

Matt Cronin 2017 Game-By-Game (Freshman)
(15 Appearances, 0 Starts)

Date	Opponent	IP	H	R-ER	BB	K	Result
3/4/17	vs. Nebraska	1.0	0	0-0	0	2	ND
3/8/17	ULM	2.0	0	0-0	2	3	ND
3/15/17	Alcorn State	2.0	2	1-1	0	4	ND
3/22/17	New Orleans	0.0	0	1-1	1	0	ND
4/1/17	at Alabama	1.0	1	0-0	1	1	ND
4/5/17	Grand Canyon	1.0	0	0-0	0	2	ND
4/11/17	at Missouri State	1.2	1	0-0	1	2	W, 1-0
4/18/17	Memphis	1.1	2	0-0	0	2	W, 2-0
4/25/17	vs. Kansas State	3.0	2	0-0	1	5	ND
5/19/17	at #22 Texas A&M	0.1	0	0-0	0	0	ND
5/25/17	vs. Auburn	3.0	0	0-0	3	6	W, 3-0
5/28/17	vs. LSU	0.1	0	0-0	0	1	ND
6/2/17	Oral Roberts	0.1	0	0-0	0	1	ND
6/3/17	Missouri State	0.0	0	1-1	1	0	L, 3-1
6/4/17	Missouri State	1.0	0	1-1	2	2	ND
TOTALS	15 G, 0 GS	18.0	8	4-4	12	31	3-1

- Picked up the win in game three against Bucknell after pitching a scoreless inning with one strikeout.
- Earned the save against Arizona, pitching the final 2.1 innings and retiring seven of the final eight batters.
- Won his second game in three appearances after throwing a career-high four innings at San Diego State and striking out five.
- Earned his second save against Texas, throwing the final 1.2 innings, while also getting out of bases loaded jam with the tying run on third.
- The 12 saves tops his total of one from 2017. Is one of five Razorbacks with at least one save in 2018.
- Came back from a mild case of mono, missing the previous two weeks, throwing two innings in game three against Texas A&M.
- Earned saves in three-consecutive appearances after coming back from mono, including in the SEC Tournament (Florida) and NCAA Regional (Dallas Baptist).
- Threw the final two innings against Dallas Baptist to win the NCAA Fayetteville Regional, striking out four.
- Pitched the final inning of Arkansas' Super Regional Game 3 win over South Carolina.
- Needs one more save to match the school record for saves in a single-season (Colby Suggs, 2013).

Pitchers

#35 JACOB KOSTYSHOCK • SO • RHP • 6-4 • 172

CAREER HIGHS

Category	High	Opponent (Last)	Date
Innings	3.2	at No. 2 Florida	3/24/18
Longest Start	--	--	--
Shortest Start	--	--	--
Longest Relief	3.2	at No. 2 Florida	3/24/18
Hits	7	at No. 2 Florida	3/24/18
Runs	7	at No. 2 Florida	3/24/18
Earned Runs	5	at No. 2 Florida	3/24/18
Walks	3	vs. Nebraska	3/4/17
Strikeouts	3	at San Diego	2/25/18

KOSTYSHOCK'S CAREER APPEARANCES

Jacob Kostyshock 2018 Game-By-Game (Sophomore)
(9 Appearances, 0 Starts)

Date	Opponent	IP	H	R-ER	BB	K	Result
2/17/18	Bucknell	1.0	0	0-0	0	2	ND
2/25/18	at San Diego	3.0	3	0-0	0	3	ND
3/9/18	Kent State - 1	1.0	1	0-0	1	1	ND
3/9/18	Kent State - 2	0.1	1	0-0	0	0	ND
3/13/18	Texas	3.0	4	2-2	2	1	S, 1
3/21/18	at Charlotte	1.0	2	1-1	0	0	ND
3/24/18	at No. 2 Florida	3.2	7	7-5	2	2	ND
3/31/18	at No. 4 Ole Miss	0.1	1	2-2	1	0	ND
4/29/18	Alabama	0.2	0	0-0	2	1	ND
TOTALS	9 G, 0 GS	14.0	19	12-10	8	10	0-0 (1 SV)

Jacob Kostyshock 2017 Game-By-Game (Freshman)
(6 Appearances, 0 Starts)

Date	Opponent	IP	H	R-ER	BB	K	Result
3/4/17	vs. Nebraska	0.2	2	3-3	3	2	ND
3/8/17	ULM	2.0	0	0-0	0	2	ND
3/15/17	Alcorn State	1.0	0	0-0	0	0	ND
4/4/17	Grand Canyon	0.2	3	1-1	0	1	ND
4/13/17	Georgia	0.0	0	0-0	2	0	ND
4/25/17	vs. Kansas State	1.0	1	0-0	1	1	W, 1-0
TOTALS	6 G, 0 GS	5.2	6	4-4	6	6	1-0

2018 HIGHLIGHTS

- Threw a career-high three scoreless innings at San Diego, while striking out three batters, also a career-high.
- Has come out of the bullpen in three of the last four games, allowing just two earned runs in 4.1 innings.
- Picked up his first save of the year against Texas (March 13), throwing the last three innings in a 13-4 victory.
- Equaled his appearance total from 2017 by throwing one inning at Charlotte (March 21).

#57 CODY SCROGGINS • R-SO • RHP • 6-0 • 190

CAREER HIGHS

Category	High	Opponent (Last)	Date
Innings	2.1	South Carolina	6/10/18
Longest Start	--	--	--
Shortest Start	--	--	--
Longest Relief	2.1	South Carolina	6/10/18
Hits	2	3x (Oral Roberts)	6/1/18
Runs	2	at No. 13 Georgia	5/18/18
Earned Runs	2	at No. 13 Georgia	5/18/18
Walks	2	3x (vs. Texas)	6/17/18
Strikeouts	2	4x (South Carolina)	6/10/18

SCROGGINS' CAREER APPEARANCES

Cody Scroggins 2018 Game-By-Game (R-Sophomore)
(15 Appearances, 0 Starts)

Date	Opponent	IP	H	R-ER	BB	K	Result
2/17/18	Bucknell	1.0	0	0-0	0	2	ND
2/21/18	vs. Arizona	0.2	1	0-0	2	2	ND
3/3/18	USC	1.0	0	0-0	0	0	ND
3/9/18	Kent State	0.0	0	1-1	1	0	ND
3/21/18	at Charlotte	0.1	0	1-0	1	1	ND
4/4/18	ULM	2.0	0	0-0	1	2	ND
4/12/18	South Carolina	1.0	0	0-0	0	1	ND
4/21/18	at Mississippi St.	0.2	0	1-1	1	0	ND
4/28/18	Alabama	0.2	1	1-1	1	2	ND
5/6/18	at LSU	1.0	2	1-1	0	1	ND
5/13/18	#20 Texas A&M	0.1	1	1-1	0	1	ND
5/18/18	at #13 Georgia	1.0	2	2-2	2	2	ND
6/1/18	Oral Roberts	1.0	2	0-0	1	1	ND
6/10/18	#25 South Carolina	2.1	1	0-0	2	2	ND
6/17/18	vs. Texas	1.0	1	1-1	2	1	ND
TOTALS	15 G, 0 GS	11.2	10	9-8	12	16	0-0

Cody Scroggins 2017 Game-By-Game (Sophomore)
(3 Appearances, 0 Starts)

Date	Opponent	IP	H	R-ER	BB	K	Result
2/18/17	Miami (Ohio)	1.0	1	0-0	0	1	ND
2/24/17	Bryant	0.0	1	1-1	1	0	ND
3/1/17	at Louisiana Tech	1.1	1	0-0	0	0	ND
TOTALS	3 G, 0 GS	2.1	3	1-1	1	1	0-0

Cody Scroggins 2016 Game-By-Game (Freshman)
(4 Appearances, 0 Starts)

Date	Opponent	IP	H	R-ER	BB	K	Result
4/3/16	Missouri	1.0	0	0-0	0	0	ND
4/8/16	at #14 Ole Miss	1.0	0	0-0	1	1	ND
4/15/16	#2 Florida	1.0	1	1-1	1	0	ND
5/8/16	at #13 LSU	0.1	2	1-1	0	0	ND
TOTALS	4 G, 0 GS	3.1	3	2-2	2	1	0-0

2018 HIGHLIGHTS

- Came back from Tommy John surgery in 2017 to full health in 2018.
- Set career-high with two strikeouts against Bucknell (Feb. 17) and Arizona (Feb. 21).
- Career-high 2.1 innings against South Carolina in Game 2 of the NCAA Fayetteville Super Regional.
- Transitioned from infielder to pitcher at tail end of freshman year.

#27 EVAN LEE • SO • LHP • 6-2 • 190

CAREER HIGHS

Category	High	Opponent (Last)	Date
Innings	4.1	Kent State	3/11/18
Longest Start	1.0	at Louisiana Tech	3/1/17
Shortest Start	1.0	2x (at No. 4 Ole Miss)	3/30/18
Longest Relief	4.1	Kent State	3/11/18
Hits	5	No. 4 Kentucky	3/17/18
Runs	3	3x (at No. 4 Ole Miss)	3/30/18
Earned Runs	3	at Louisiana Tech	3/1/17
Walks	2	3x (No. 4 Texas Tech)	4/24/18
Strikeouts	4	2x (No. 4 Texas Tech)	4/24/18

LEE'S CAREER APPEARANCES

Evan Lee 2018 Game-By-Game (Sophomore)
(15 Appearances, 1 Start)

Date	Opponent	IP	H	R-ER	BB	K	Result
2/17/18	Bucknell	1.0	1	1-1	2	0	ND
2/25/18	at San Diego	1.1	2	2-2	1	2	L, 0-1
3/11/18	Kent State	4.1	2	0-0	0	1	W, 1-1
3/17/18	#4 Kentucky	2.0	5	3-2	0	4	ND
3/30/18	at #4 Ole Miss*	1.0	4	3-2	1	0	L, 1-2
4/3/18	ULM	0.2	1	0-0	0	1	W, 2-2
4/12/18	South Carolina	1.2	3	0-0	0	1	ND
4/17/18	Missouri St.	1.0	3	2-2	2	0	ND
4/24/18	#4 Texas Tech	1.2	0	0-0	2	4	W, 3-2
4/28/18	Alabama	2.0	0	0-0	0	1	W, 4-2
4/29/18	Alabama	0.1	0	0-0	0	0	ND
5/6/18	at LSU	0.2	1	0-0	0	3	ND
5/13/18	#20 Texas A&M	0.0	1	0-0	0	0	ND
5/19/18	at #13 Georgia	0.1	1	1-1	1	0	L, 4-3
6/10/18	#25 South Carolina	0.0	0	0-0	1	0	ND
TOTALS	15 G, 1 GS	18.0	24	12-10	10	14	4-3

Evan Lee 2017 Game-By-Game (Freshman)
(13 Appearances, 1 Start)

Date	Opponent	IP	H	R-ER	BB	K	Result
2/26/17	Bryant	1.0	0	0-0	0	1	ND
3/1/17	at Louisiana Tech*	1.0	2	3-3	0	0	ND
3/5/17	vs. #30 Oklahoma St.	2.1	1	1-0	1	2	ND
3/15/17	Alcorn State	1.0	0	0-0	1	2	ND
3/17/17	Mississippi St.	0.1	0	0-0	0	0	ND
4/5/17	Grand Canyon	2.0	3	1-1	1	2	ND
4/11/17	at Missouri State	1.0	2	0-0	0	2	ND
4/18/17	Memphis	2.0	0	0-0	1	2	ND
4/22/17	at #10 Auburn	0.1	0	0-0	1	1	ND
4/23/17	at #10 Auburn	1.2	3	2-2	0	2	ND
4/28/17	Ole Miss	1.0	0	0-0	0	0	S, 1
5/18/17	at No. 22 Texas A&M	0.1	0	0-0	0	0	ND
5/25/17	vs. Mississippi St.	0.0	0	0-0	1	0	ND
6/4/17	Missouri State	0.1	0	0-0	0	1	S, 2
6/5/17	Missouri State	0.2	0	0-0	0	2	ND
TOTALS	13 G, 1 GS	15.0	12	7-6	6	17	0-0 (2 SV)

2018 HIGHLIGHTS

15th Round MLB Draft Pick (Washington)

- Earned his first victory of the year, throwing a career-long 4.1 innings against Kent State (March 11) and not giving up a run.
- Got the win and hit a home run in the 10-9 win in 10 innings over ULM (April 3), a feat that hadn't been accomplished since Brett Eibner in 2010.
- Earned his third win of the year with 1.2 hitless innings against No. 4 Texas Tech (April 24) and tied his career-high with four strikeouts.
- Picked up win in game two vs. Alabama (April 28), his second in as many outings.

#28 KOLE RAMAGE • FR • RHP • 6-1 • 201

CAREER HIGHS

Category	High	Opponent (Last)	Date
Innings	4.2	at No. 13 Georgia	5/19/18
Longest Start	4.2	at No. 13 Georgia	5/19/18
Shortest Start	1.2	No. 4 Kentucky	3/17/18
Longest Relief	3.2	at No. 4 Ole Miss	3/30/18
Hits	6	at No. 13 Georgia	5/19/18
Runs	5	ULM	4/3/18
Earned Runs	2	3x (Alabama)	4/29/18
Walks	2	5x (vs. Texas)	6/17/18
Strikeouts	5	3x (at No. 13 Georgia)	5/19/18

RAMAGE'S CAREER APPEARANCES

Kole Ramage 2018 Game-By-Game (Freshman)
(19 Appearances, 2 Starts)

Date	Opponent	IP	H	R-ER	BB	K	Result
2/16/18	Bucknell	2.0	1	0-0	0	4	ND
2/25/18	at San Diego	1.0	3	3-2	1	0	ND
3/1/18	Dayton	2.0	2	0-0	0	3	ND
3/9/18	Kent State	2.0	2	1-1	0	4	ND
3/11/18	Kent State	0.0	1	1-0	1	0	ND
3/14/18	Texas	2.2	2	0-0	2	3	ND
3/17/18	No. 4 Kentucky*	1.2	2	4-1	1	2	ND
3/21/18	at Charlotte	1.0	2	1-1	0	1	L, 0-1
3/30/18	at No. 4 Ole Miss	3.2	0	0-0	0	5	ND
4/3/18	ULM	1.1	1	5-1	2	1	ND
4/10/18	Grambling St.	2.2	3	4-0	1	5	ND
4/12/18	South Carolina	0.1	1	0-0	0	1	ND
4/17/18	Missouri St.	1.2	0	0-0	0	2	W, 1-1
4/21/18	at Mississippi St.	0.1	1	0-0	0	1	ND
4/29/18	Alabama	0.2	0	3-2	2	2	ND
5/19/18	at #13 Georgia*	4.2	6	2-2	1	5	ND
5/23/18	vs. South Carolina	2.2	5	2-2	2	3	ND
6/10/18	#25 South Carolina	1.0	1	1-1	0	2	ND
6/17/18	vs. Texas	1.0	2	2-2	2	3	ND
TOTALS	19 G, 2 GS	29.2	31	23-13	13	43	1-1

2018 HIGHLIGHTS

- Made his collegiate debut on Feb. 16 against Bucknell, throwing two innings with only one hit allowed and four strikeouts.
- Made first collegiate start on March 17 vs. Kentucky, giving up only one earned run over 1.2 innings with two strikeouts.
- Picked up his first collegiate win on April 17 against Missouri State, throwing 1.2 scoreless innings with two strikeouts.
- Threw a season-high 4.2 innings against Georgia (May 19) with five strikeouts, also a career-high.

#46 BARRETT LOSEKE • JR • RHP • 6-0 • 180

CAREER HIGHS

Category	High	Opponent (Last)	Date
Innings	4.2	2x (No. 4 Texas Tech)	4/24/18
Longest Start	4.0	2x (at S. Carolina)	3/19/16
Shortest Start	1.0	at Ole Miss	4/10/16
Longest Relief	4.2	2x (No. 4 Texas Tech)	4/24/18
Hits	4	4x (at No. 13 Georgia)	5/18/18
Runs	3	5x (Missouri State)	6/4/17
Earned Runs	3	4x (Memphis)	4/18/17
Walks	3	6x (at LSU)	5/4/18
Strikeouts	10	No. 4 Texas Tech	4/24/18

LOSEKE'S CAREER APPEARANCES

Barrett Loseke 2018 Game-By-Game (Junior)
(25 Appearances, 2 Starts)

Date	Opponent	IP	H	R-ER	BB	K	Result
2/16/18	Bucknell	1.0	0	0-0	0	2	ND
2/25/18	at San Diego*	2.2	4	2-2	0	2	ND
3/4/18	USC	0.0	1	2-2	1	0	ND
3/14/18	Texas	0.1	2	1-1	1	1	ND
3/21/18	at Charlotte*	3.0	0	0-0	1	8	ND
3/27/18	at Memphis	4.1	2	1-1	1	2	ND
3/31/18	at #4 Ole Miss	1.0	2	2-2	2	1	ND
4/3/18	ULM	2.0	0	0-0	2	5	ND
4/7/18	No. 13 Auburn	2.0	1	0-0	2	1	ND
4/12/18	South Carolina	2.0	2	2-2	1	2	L, 0-1
4/24/18	#4 Texas Tech	4.2	0	0-0	0	10	S, 1
4/28/18	Alabama	1.1	1	0-0	1	2	S, 2
4/29/18	Alabama	2.1	1	0-0	3	5	W, 1-1
5/4/18	at LSU	2.1	1	0-0	3	2	W, 2-1
5/6/18	at LSU	1.2	0	0-0	0	1	ND
5/12/18	#20 Texas A&M	1.2	2	1-1	1	2	S, 3
5/13/18	#20 Texas A&M	0.2	1	0-0	0	0	ND
5/18/18	at #13 Georgia	4.1	4	1-1	2	2	L, 2-2
5/23/18	vs. S. Carolina	0.2	1	0-0	0	0	ND
5/25/18	vs. Florida	1.0	1	1-1	1	2	ND
6/9/18	#25 South Carolina	3.0	0	0-0	1	4	S, 4
6/11/18	#25 South Carolina	2.1	1	1-1	2	2	W, 3-2
6/17/18	vs. Texas	1.2	2	0-0	1	2	ND
6/20/18	vs. Texas Tech	3.0	2	0-0	0	5	W, 4-2
TOTALS	25 G, 2 GS	50.1	33	16-16	27	64	4-2 (4 SV)

Barrett Loseke 2017 Game-By-Game (Sophomore)
(15 Appearances, 2 Starts)

Date	Opponent	IP	H	R-ER	BB	K	Result
2/19/17	Miami (Ohio)	1.0	0	0-0	2	2	ND
2/26/17	Bryant	2.1	4	3-3	2	3	ND
3/1/17	at Louisiana Tech	4.0	1	0-0	1	7	W, 1-0
3/10/17	Rhode Island	4.2	3	0-0	0	3	W, 2-0
3/18/17	Mississippi St.	0.0	0	0-0	1	0	ND
3/22/17	New Orleans	3.1	1	0-0	1	4	W, 3-0
3/26/17	at #18 Missouri	0.1	3	2-2	1	0	ND
4/5/17	Grand Canyon*	2.0	0	0-0	2	2	ND
4/7/17	#13 LSU	1.0	3	0-0	0	1	ND
4/11/17	at Missouri State	1.0	1	2-2	1	1	ND
4/13/17	Georgia	1.2	0	0-0	1	2	ND
4/18/17	Memphis*	3.0	3	3-3	3	2	ND
4/23/17	at #10 Auburn	0.1	1	0-0	0	0	ND
4/25/17	vs. Kansas State	0.1	1	2-2	1	0	ND
6/4/17	Missouri State	0.2	2	3-0	1	1	ND
TOTALS	15 G, 2 GS	25.2	23	15-12	17	28	3-0

Barrett Loseke 2016 Game-By-Game (Freshman)
(17 Appearances, 6 Starts)

Date	Opponent	IP	H	R-ER	BB	K	Result
2/20/16	Central Michigan	0.1	1	0-0	0	0	ND
2/23/16	Mississippi Valley St.	2.0	1	0-0	0	3	ND
2/28/16	vs. #23 Texas Tech	1.1	2	0-0	3	3	ND
3/9/16	Gonzaga	3.0	1	0-0	1	1	ND
3/13/16	Western Illinois*	4.0	1	0-0	1	4	W, 1-0
3/19/16	at #12 South Carolina*	4.0	3	2-2	3	3	ND
3/27/16	Auburn*	2.2	4	1-1	1	2	ND
4/3/16	Missouri*	3.1	2	3-3	1	4	L, 1-1
4/10/16	at #14 Ole Miss*	1.0	2	3-3	2	3	L, 1-2
4/12/16	ULM	1.0	1	0-0	0	1	ND
4/16/16	#2 Florida	0.2	0	0-0	3	2	ND
4/26/16	#18 Oklahoma St.	1.0	0	0-0	1	0	ND
4/30/16	#2 Texas A&M-2	3.2	2	0-0	0	4	ND
5/6/16	at #13 LSU	0.0	0	0-0	2	0	ND
5/8/16	at #13 LSU	1.2	1	0-0	1	2	ND
5/17	Missouri St.*	2.0	2	2-2	1	1	L, 1-3
5/20/16	at #4 Mississippi St.	1.0	1	0-0	0	2	ND
TOTALS	17 G, 6 GS	32.2	24	11-11	20	35	1-3

2018 HIGHLIGHTS

17th Round MLB Draft Pick (NY Yankees)

SEC Pitcher of the Week (April 30)

NCBWA National Pitcher of the Week (April 30)

- Made his first start of the year at San Diego, throwing 2.2 innings and allowing two runs on four hits with two strikeouts.
- Has started at least one game every year since 2016.
- Struck out eight batters at Charlotte (March 21) out of a possible nine batters faced.
- Recorded his second-straight outing of three innings or more by throwing 4.1 innings out of the bullpen against Memphis (March 27).
- Threw 4.2 perfect innings against No. 4 Texas Tech (April 24), striking out a career-high 10 batters.
- Picked up second save in as many appearances with a scoreless 1.1 innings against Alabama (April 28), striking out two.
- Since his 10-strikeout performance against No. 4 Texas Tech, he has saved three games and recorded three wins.
- Picked up his third save of the year by finishing off a 3-1 victory over No. 20 Texas A&M with 1.2 innings pitched and two hits allowed against eight batters.
- Pitched 1.2 innings in the SEC Tournament, allowing just one earned run and striking out two.
- Picked up a save and relief win in Arkansas' Super Regional win over South Carolina
- Has only given up four runs over his last 30.2 innings and has struck out 39 during that span with only 15 walks.
- Made an appearance in Arkansas' first two games of the College World Series, throwing 4.2 scoreless innings, walking one and striking out seven.

#34 JAKE REINDL • JR • RHP • 6-1 • 200

CAREER HIGHS

Category	High	Opponent (Last)	Date
Innings	7.0	2x (Dallas Baptist)	6/3/18
Longest Start	2.2	at Memphis	3/27/18
Shortest Start	2.2	at Memphis	3/27/18
Longest Relief	7.0	2x (Dallas Baptist)	6/3/18
Hits	6	2x (at Memphis)	3/27/18
Runs	5	at Memphis	3/27/18
Earned Runs	4	at Memphis	3/27/18
Walks	3	3x (at LSU)	5/5/18
Strikeouts	9	No. 13 Auburn	4/8/18

REINDL'S CAREER APPEARANCES

Jake Reindl 2018 Game-By-Game (Junior)
(24 Appearances, 1 Start)

Date	Opponent	IP	H	R-ER	BB	K	Result
2/18/18	Bucknell	1.0	1	0-0	0	1	S, 1
2/23/18	vs. Cal Poly	2.0	2	1-1	1	1	L, 0-1
3/4/18	USC	3.0	4	3-2	0	4	ND
3/9/18	Kent State	2.1	2	1-1	1	3	ND
3/14/18	Texas	0.1	3	2-2	0	0	ND
3/16/18	No. 4 Kentucky	1.2	2	0-0	3	2	W, 1-1
3/21/18	at Charlotte	0.0	1	2-0	0	0	ND
3/27/18	at Memphis*	2.2	6	5-4	1	5	ND
4/3/18	ULM	3.0	3	0-0	0	3	ND
4/8/18	#13 Auburn	7.0	1	1-1	2	9	W, 2-1
4/17/18	Missouri St.	4.0	1	0-0	1	7	ND
4/20/18	at Mississippi St.	0.1	1	0-0	0	0	ND
4/21/18	at Mississippi St.	2.1	3	1-1	0	2	ND
4/27/18	Alabama	3.0	3	0-0	0	4	S, 3
4/29/18	Alabama	1.2	1	0-0	1	3	S, 4
5/4/18	at LSU	0.2	0	0-0	0	2	S, 5
5/5/18	at LSU	1.2	2	2-0	3	2	ND
5/11/18	#20 Texas A&M	2.0	1	0-0	0	4	ND
5/13/18	#20 Texas A&M	1.0	0	0-0	2	1	ND
5/17/18	at #13 Georgia	0.1	2	1-1	0	1	ND
5/26/18	vs. LSU	4.0	1	0-0	0	3	ND
6/3/18	Dallas Baptist	7.0	5	1-1	0	4	W, 3-1
6/10/18	#25 South Carolina	0.0	2	3-3	1	0	ND
6/11/18	#25 South Carolina	0.2	0	0-0	2	2	ND
TOTALS	24 G, 1 GS	52.0	45	19-14	15	55	3-1 (5 SV)

Jake Reindl 2017 Game-By-Game (Sophomore)
(24 Appearances, 0 Starts)

Date	Opponent	IP	H	R-ER	BB	K	Result
2/17/17	Miami (Ohio)	3.0	2	0-0	0	3	ND
2/24/17	Bryant	0.1	1	2-2	1	0	ND
3/1/17	at Louisiana Tech	2.0	3	0-0	0	2	ND
3/5/17	vs. #14 Oklahoma St.	0.0	0	0-0	1	0	ND
3/14/17	Alcorn State	2.1	4	1-1	1	1	ND
3/22/17	New Orleans	0.2	2	1-1	1	1	ND
3/25/17	at #18 Missouri	2.2	2	0-0	0	4	ND
4/1/17	at Alabama	2.2	0	0-0	0	5	ND
4/4/17	Grand Canyon	2.1	0	0-0	0	1	ND
4/9/17	#13 LSU	5.2	2	1-1	0	5	ND
4/14/17	Georgia	2.0	1	0-0	2	1	W, 1-0
4/18/17	Memphis	1.2	3	4-4	0	0	ND
4/22/17	at #10 Auburn	3.0	2	0-0	1	6	S, 1
4/25/17	vs. Kansas State	1.1	1	0-0	1	1	ND
4/28/17	Ole Miss	6.1	6	1-1	3	5	W, 2-0
5/4/17	at Tennessee	0.1	2	2-0	1	0	L, 2-1
5/12/17	#25 Vanderbilt	0.0	0	0-0	1	0	ND
5/14/17	#25 Vanderbilt	4.1	3	0-0	0	6	S, 2
5/18/17	at No. 22 Texas A&M	2.0	1	1-1	1	2	W, 3-1
5/25/17	vs. Mississippi St.	1.0	1	1-0	1	1	ND
5/26/17	vs. Mississippi St.	2.1	0	0-0	0	1	ND
6/3/17	Missouri State	1.0	0	0-0	1	0	ND
6/4/17	Oral Roberts	2.1	0	0-0	0	3	S, 3
6/4/17	Missouri State	1.1	3	2-2	0	1	W, 4-1
TOTALS	24 G, 0 GS	50.2	39	16-13	16	49	4-1 (3 SV)

Jake Reindl 2016 Game-By-Game (Freshman)
(6 Appearances, 0 Starts)

Date	Opponent	IP	H	R-ER	BB	K	Result
2/24/16	Mississippi Valley St.	1.0	0	0-0	0	2	ND
3/9/16	Gonzaga	0.1	2	2-2	0	0	ND
3/15/16	Grambling St.	1.0	1	0-0	0	0	ND
5/17/16	Missouri St.	1.0	1	0-0	0	1	ND
5/19/16	at #4 Mississippi St.	0.2	0	0-0	0	1	ND
TOTALS	6 G, 0 GS	5.0	6	3-3	0	5	0-0

2018 HIGHLIGHTS

17th Round MLB Draft Pick (Chicago Cubs)

- Picked up the save in his first appearance of the year, going the final inning against Bucknell (Feb. 18) to help Arkansas to the season-opening sweep.
- Earned the win in his first SEC appearance of the year, going a scoreless 1.2 innings against Kentucky (March 16) with just two hits allowed.
- Pitched the final seven innings against Auburn (April 8), giving up only one run on one hit and striking out a career-high nine, retiring the final 15 batters.
- Came into the series opener against LSU (May 4) with runners on the corners and no outs in the ninth inning, but was able to strike out two and induce a pop up to earn the save in the one-run game.
- Made two appearances against No. 20 Texas A&M, giving up just one hit over three innings with five strikeouts.
- Threw four scoreless innings in the SEC Tournament semifinal against LSU, after coming in to pitch in the 6th inning in relief of Isaiah Campbell.
- His four innings out of the bullpen against LSU tied for his second-longest outing of the year.
- Matched his career-long with seven innings of relief against Dallas Baptist to clinch the NCAA Fayetteville Regional.
- Now has two appearances of seven innings this year (Auburn & Dallas Baptist) and has won both decisions.

#88 ZEBULON VERMILLION • FR • RHP • 6-4 • 208

SEASON HIGHS

Category	High	Opponent (Last)	Date
Innings	3.0	USC	3/2/18
Longest Start	--	--	--
Shortest Start	--	--	--
Longest Relief	3.0	USC	3/2/18
Hits	1	4x (at Miss. St.)	4/21/18
Runs	2	Bucknell	2/18/18
Earned Runs	1	3x (at Miss. St.)	4/21/18
Walks	1	4x (USC)	3/4/18
Strikeouts	4	Bucknell	2/18/18

VERMILLION'S CAREER APPEARANCES

Zebulon Vermillion 2018 Game-By-Game (Freshman)
(7 Appearances, 0 Starts)

Date	Opponent	IP	H	R-ER	BB	K	Result
2/17/18	Bucknell	1.0	3	2-2	0	1	ND
2/28/18	Dayton	3.0	3	1-0	0	3	S, 1
3/9/18	Kent State-2	1.0	0	0-0	0	1	ND
3/17/18	Kentucky-1	1.0	2	1-1	0	2	ND
3/21/18	at Charlotte	0.2	0	0-0	0	0	ND
3/24/18	at No. 2 Florida	2.1	3	1-1	0	4	ND
4/21/18	at Mississippi St.	0.1	1	1-1	0	0	ND
TOTALS	7 G, 0 GS	9.1	12	6-5	0	11	0-0 (1 SV)

2018 HIGHLIGHTS

- Made his collegiate debut against Bucknell (Feb. 17) throwing one inning and striking out one in the 32-4 victory.
- Earned first collegiate save, closing out the final three innings against Dayton (Feb. 28) with one unearned run allowed.
- Has only given up three earned runs in his last five outings (5.1 innings).



HITTERS

#9 JAX BIGGERS • JR • INF • 5-11 • 180

CAREER HIGHS

Category	High	Opponent (Last)	Date
Hits	4	2x (No. 4 Kentucky)	3/17/18
Runs	3	3x (No. 4 Kentucky)	3/17/18
Doubles	2	2x (No. 4 Kentucky)	3/16/18
Triples	2	vs. Auburn	5/25/17
Home Runs	1	6x (No. 4 Kentucky)	3/17/18
RBI	4	No. 4 Kentucky	3/17/18
Walks	3	Texas	3/14/18
Stolen Bases	2	USC	3/2/18

SEASON HIGHS

Category	High	Opponent (Last)	Date
Hits	4	No. 4 Kentucky	3/17/18
Runs	3	2x (No. 4 Kentucky)	3/17/18
Doubles	2	No. 4 Kentucky	3/16/18
Triples	--	--	--
Home Runs	1	No. 4 Kentucky	3/17/18
RBI	4	No. 4 Kentucky	3/17/18
Walks	3	Texas	3/14/18
Stolen Bases	2	USC	3/2/18

2018 HIGHLIGHTS

8th Round MLB Draft Pick (Texas)

- Went 1-for-3 in the season opener against Bucknell (Feb. 16) with a run scored and a walk.
- Drove in two of the three runs in the second inning against San Diego (Feb. 25) on a double to left-center.
- Got the lead-off hit in the bottom of the eighth against USC (March 4) before being driven in on Eric Cole's triple to tie the game.
- Stole two bases in a game for the first time in his Division I career against USC (March 2).
- Walked a career-high three times against Texas (March 14).
- Hit .558 against Texas and No. 4 Kentucky with two doubles, two home runs, and seven RBIs out of the lead-off spot to be named the SEC Player of the Week.
- Against Kentucky, he totaled three multi-hit games, including one three-hit game and one four-hit game.
- Went 7-for-9 in the DH with Kentucky with two home runs and six RBIs.
- Went 4-for-14 (.286) in the Ole Miss series, with two RBIs, two runs scored, and one double.
- Totaled three RBIs in game two of the series with Auburn (April 7) without recording a hit, drawing a walk with the bases-loaded and two sacrifice flies.
- Suffered a fractured index finger on his left hand after attempting to bunt against Texas A&M on May 11, missing five games.
- Came back in the SEC Tournament for the third round and semifinal games, including a 2-for-3 day at the plate in his first game back against Florida.
- Hitting .360 (9-for-25) with five RBI and five runs scored since returning to starting lineup against Florida in the SEC Tournament.

#17 LUKE BONFIELD • SR • OF • 6-3 • 205

CAREER HIGHS

Category	High	Opponent (Last)	Date
Hits	3	3x (No. 25 South Carolina)	6/11/18
Runs	4	2x (vs. Nebraska)	3/4/17
Doubles	2	3x (at #10 Auburn)	4/22/17
Triples	1	2x (Missouri State)	4/17/18
Home Runs	1	26x (vs. Texas)	6/17/18
RBI	5	Miss. Valley St.	2/23/16
Walks	4	at LSU	5/7/16
Stolen Bases	1	at #22 Texas A&M	5/18/17

SEASON HIGHS

Category	High	Opponent (Last)	Date
Hits	3	3x (No. 25 South Carolina)	6/11/18
Runs	3	2x (No. 4 Kentucky)	3/17/18
Doubles	1	9x (vs. Florida)	5/25/18
Triples	1	Missouri State	4/17/18
Home Runs	1	9x (vs. Texas)	6/17/18
RBI	4	3x (No. 25 South Carolina)	6/11/18
Walks	3	USC	3/4/18
Stolen Bases	1	at No. 13 Georgia	5/18/18

2018 HIGHLIGHTS

- Hit a three-run home run against Bucknell (Feb. 17) and also scored three runs after reaching via walk twice.
- Tied a career-high with three hits against USC (March 3), part of a 3-for-3 day with one double and one walk.
- Went 3-for-4 with a season-high four RBIs and one home run on the back end of the DH with Kentucky, his first three-hit game of the year.
- Finished the Auburn series 3-for-11 (.273), including a two-hit game in game two with two RBIs and a double.
- Hit his first home run since March 17 when he went deep off Casey Mize against Auburn (April 6), just the fifth home run he allowed this year.
- Legged out his first triple of the season against Missouri State (April 17), second of his career.
- Matched his career-high going 3-for-4 at the plate in game two against Alabama (April 28) with two RBIs and a home run.
- Notched his second four-RBI game of the year, going 2-for-4 in the final game of the Texas A&M series (May 13) with a three-run home run, his seventh of the year.
- Hit his eighth homer of the year and second in as many games in the series opener against No. 13 Georgia.
- Reached base in all three games of the SEC Tournament, including six walks.
- Notched three walks in four plate appearances against Florida (May 25). Also hit a double in the same game and scored twice in the 8-2 win.
- Hit .417 (5-for-12) during the NCAA Super Regional against South Carolina.
- Was 3-for-4 with a season-high four RBIs in game three of the Super Regional.
- Has reached base safely in 22 consecutive games with at least one hit in 13 of the last 15 games.

#8 ERIC COLE • JR • OF • 5-11 • 195

CAREER HIGHS

Category	High	Opponent (Last)	Date
Hits	4	3x (No. 4 Kentucky)	3/17/18
Runs	5	No. 25 South Carolina	6/11/18
Doubles	2	2x (Texas)	3/13/18
Triples	1	2x (USC)	3/4/18
Home Runs	2	at LSU	5/4/18
RBI	4	at Mississippi St.	4/20/18
Walks	3	2x (Kent State)	3/9/18
Stolen Bases	1	9x (USC)	3/3/18

SEASON HIGHS

Category	High	Opponent (Last)	Date
Hits	4	2x (No. 4 Kentucky)	3/17/18
Runs	5	No. 25 South Carolina	6/11/18
Doubles	2	Texas	3/13/18
Triples	1	USC	3/4/18
Home Runs	2	at LSU	5/4/18
RBI	4	at Mississippi St.	4/20/18
Walks	3	2x (Kent State)	3/9/18
Stolen Bases	1	4x (USC)	3/4/18

2018 HIGHLIGHTS

4th Round MLB Draft Pick (Kansas City)
All-SEC Second Team

- Went 2-for-5 on Opening Day against Bucknell (Feb. 16) with an RBI and a walk.
- Was a perfect 3-for-3 at the plate in the series finale against Bucknell (Feb. 18), including hitting his first homer of the year.
- Hit the go-ahead home run against San Diego State (Feb. 24) in the sixth inning that eventually led to a 5-2 win over the Aztecs.
- Hit the game-tying RBI-triple against USC (March 4) in the eighth inning, his second triple of his career.
- Tied a career-high with four hits against USC (March 4) with one triple, two RBIs and two runs scored.
- Hit his fourth home run of the year against Kent State (March 9), matching his entire total from 2017.
- Hit two doubles in the same game vs. Texas (March 13) for the second time in his career. Finished the game 3-for-5 with a career-high three RBIs.
- Hit .438 in the series with Kentucky. Three of his seven hits were for extra-bases including two home runs.
- Was one of five Razorbacks with two or more homers in the series.
- Tied a career-best with four hits in the final game of the Kentucky series with a double and three runs scored.
- Drove in the tying and game-winning runs against Grambling State (April 10) on a single down the right field line.
- Went 3-for-5 in the series opener against South Carolina (April 12), his seventh game of three hits or more this year.
- Hit his first career grand slam in game one against Mississippi St. (April 20), capping a career-high four-RBI day.
- Went 5-for-13 (.384) at the plate against Alabama, including hitting his 10th home run of the year in game one.
- Recorded his first multi-home run game of his career in game one against LSU (May 4), part of a 3-for-4 day including a double and a walk.
- Finished the LSU series 5-for-12 (.417) with four extra-base hits and four runs scored.
- Went 5-for-13 (.385) in the NCAA Fayetteville Regional, including a three-hit game against Southern Miss (June 2) with a home run.
- Was 3-for-3 with a home run, two RBI, two walks and a career-high five runs scored in game three of the NCAA Super Regional against South Carolina.
- Has at least one hit in 20 of the past 25 games including eight multi-hit outings.

#24 DOMINIC FLETCHER • SO • CF • 5-9 • 188

CAREER HIGHS

Category	High	Opponent (Last)	Date
Hits	4	vs. Texas Tech	6/20/18
Runs	3	2x (vs. Florida)	5/27/17
Doubles	1	20x (vs. Texas Tech)	6/20/18
Triples	1	2x (at No. 13 Georgia)	5/17/18
Home Runs	1	23x (vs. Texas Tech)	6/20/18
RBI	5	2x (vs. South Carolina)	5/23/18
Walks	3	at San Diego State	2/24/18
Stolen Bases	1	2x (at San Diego State)	2/24/18

SEASON HIGHS

Category	High	Opponent (Last)	Date
Hits	4	vs. Texas Tech	6/20/18
Runs	2	8x (Southern Miss)	6/2/18
Doubles	1	15x (vs. Texas Tech)	6/20/18
Triples	1	at No. 13 Georgia	5/17/18
Home Runs	1	9x (vs. Texas Tech)	6/20/18
RBI	5	2x (vs. South Carolina)	5/23/18
Walks	3	at San Diego State	2/24/18
Stolen Bases	1	at San Diego State	2/24/18

2018 HIGHLIGHTS

SEC All-Defense Team

- Has started 63 of 65 games this season, all in center field.
- Went 2-for-4 with a career-high five RBIs, one home run, and one double against Bucknell (Feb. 17).
- Hit the game-tying home run against Cal Poly (Feb. 23) in the bottom of the seventh inning for his second home run of the year.
- Hit the pinch-hit walk-off single against USC (March 4) to help Arkansas claim the series over the Trojans.
- Was one of just two players with two or more hits against Charlotte on March 21.
- Was the only player against Grambling State (April 10) to record a multi-hit game, going 3-for-4 with a run scored and an RBI.
- Currently has third-best average on the team in conference games, going .346 at the plate in 27 games with 13 extra-base hits.
- Had the go-ahead home run in the fifth inning against Alabama to complete a three-run comeback, his second home run of the weekend.
- Finished the series with Alabama 5-for-12 (.417) with two home runs and five RBIs.
- Nearly matched his career-high RBI total after driving in four in game three against Alabama (April 29) to help with the series sweep.
- Tied a career-high with three hits in game two against LSU (May 5), falling just a triple short of the cycle. Went 3-for-5 in that game with two RBIs and a run scored and recorded multi-hit games in six of the next nine.
- Tied a career-high with five RBIs against South Carolina in the second round of the SEC Tournament, three coming off a homer, his eighth of the year.
- Has at least one hit in five of his last six games, including multi-hit games vs. South Carolina (May 23), Oral Roberts (June 1), and Southern Miss (June 2).
- Is 6-for-9 in the College World Series including a four-hit, four-RBI day against Texas Tech (June 20), becoming the first Razorback with four hits in a CWS game since Jeff King in 1985.

#3 JARED GATES • SR • INF • 6-0 • 190

#33 GRANT KOCH • JR • C • 6-0 • 205

CAREER HIGHS

Category	High	Opponent (Last)	Date
Hits	3	3x (vs. Texas)	6/17/18
Runs	2	7x (Dallas Baptist)	6/3/18
Doubles	1	9x (Oral Roberts)	6/1/18
Triples	--	--	--
Home Runs	1	12x (vs. Texas Tech)	6/20/18
RBI's	4	Bucknell	2/17/18
Walks	3	Bucknell	2/16/18
Stolen Bases	1	2x (Dallas Baptist)	6/3/18

SEASON HIGHS

Category	High	Opponent (Last)	Date
Hits	3	vs. Texas	6/17/18
Runs	2	5x (Dallas Baptist)	6/3/18
Doubles	1	6x (Oral Roberts)	6/1/18
Triples	--	--	--
Home Runs	1	6x (vs. Texas Tech)	6/20/18
RBI's	4	Bucknell	2/17/18
Walks	3	Bucknell	2/16/18
Stolen Bases	1	2x (Dallas Baptist)	6/3/18

2018 HIGHLIGHTS

- Went a perfect 2-for-2 at the plate with a career-high four RBI's against Bucknell (Feb. 17), hitting a double and a home run.
- Had one hit on Opening Day against Bucknell (Feb. 16), but walked a team-high three times.
- Went 3-for-6 (.500) in Dayton series with multi-RBI performances in both games, while also hitting his second home run of the year.
- Teamed with Evan Lee to hit back-to-back home runs against Florida (March 25), his third homer of the year.
- Hit the go-ahead RBI single in the eighth inning of game one of the LSU series (May 4) after going hitless in the previous three at-bats.
- Totaled four hits in nine at-bats in the SEC Tournament, including a two-hit game in the semifinals against LSU (May 26).
- Had two of Arkansas' three hits in the 2-1 loss to LSU in the semifinals, including a solo home run in the third inning after an hour and a half rain delay.
- Extended his hitting streak to six games after going 5-for-11 (.455) with two-hit games against Southern Miss (June 2) and Dallas Baptist (Jun 3) last week.
- Knocked in two runs with a home run against Southern Miss (June 2), part of a two-hit day to help send Arkansas to the regional final.
- Hitting .269 (14-for-38) since the start of the SEC Tournament, including four multi-hit performances.
- Has scored at least one run in nine of the past 11 games, crossing the plate 12 times in that span.
- Hit his sixth home run of the year and second of the NCAA Tournament when he went deep in the second inning of the College World Series second round against Texas Tech (June 20).

CAREER HIGHS

Category	High	Opponent (Last)	Date
Hits	4	Bryant	2/26/17
Runs	3	2x (vs. Nebraska)	3/4/17
Doubles	2	3x (Alcorn State)	3/15/17
Triples	1	2x (Bryant)	2/24/17
Home Runs	2	No. 4 Kentucky	3/16/18
RBI's	4	4x (No. 4 Kentucky)	3/16/18
Walks	3	2x (Kent State)	3/11/18
Stolen Bases	1	5x (Oral Roberts)	6/1/18

SEASON HIGHS

Category	High	Opponent (Last)	Date
Hits	2	11x (at No. 13 Georgia)	5/19/18
Runs	2	7x (at No. 13 Georgia)	5/18/18
Doubles	1	6x (at No. 13 Georgia)	5/18/18
Triples	--	--	--
Home Runs	2	No. 4 Kentucky	3/16/18
RBI's	4	No. 4 Kentucky	3/16/18
Walks	3	2x (Kent State)	3/11/18
Stolen Bases	1	5x (Oral Roberts)	6/1/18

2018 HIGHLIGHTS

5th Round MLB Draft Pick (Pittsburgh)
SEC All-Defense

- Posted a three-RBI game against Bucknell (Feb. 17), including his first home run of the season.
- One of seven Razorbacks with a three or more-RBI game under his belt this season.
- Notched his first multi-hit game of the season against USC (March 4).
- Had an eight-game hitting streak snapped on Wednesday against Texas (March 14). It was the third-longest streak on the team.
- Hit .385 during his hitting streak with three multi-hit games, two against USC, and two extra-base hits.
- Hit his second home run of the year in game one of a doubleheader with Kent State (March 9).
- Posted his first multi-home run game of his career on March 16 vs. Kentucky, part of a 2-for-4 game with a career-high tying four RBI's.
- Hit his sixth home run of the year on March 31 against Ole Miss, a three-run shot.
- Hit his first home run in nearly a month in the opening game of the LSU series (May 4), a towering shot over the top of the left field foul pole. It was his only hit of the game, but one of three home runs in the game by Arkansas.
- Drove in both of Arkansas' runs in the final game of the Georgia series (May 19), going 2-for-3 with a double.
- Had a hit in each game of the NCAA Super Regional against South Carolina and scored a run in each of the last two games.

#18 HESTON KJERSTAD • FR • LF • 6-3 • 203

SEASON HIGHS

Category	High	Opponent (Last)	Date
Hits	3	8x (vs. Texas)	6/17/18
Runs	3	3x (at No. 2 Florida)	3/23/18
Doubles	2	at No. 2 Florida)	3/25/18
Triples	--	--	--
Home Runs	2	2x (Oral Roberts)	6/1/18
RBI's	4	3x (Oral Roberts)	6/1/18
Walks	2	4x (No. 25 South Carolina)	6/11/18
Stolen Bases	1	3x (vs. South Carolina)	5/23/18

2018 HIGHLIGHTS

SEC Freshman of the Year

All-SEC Second Team

SEC All-Freshman Team

NCBWA First Team Freshman All-American

Collegiate Baseball Freshman All-American

- Started all three games in LF against Bucknell and led all Razorback hitters with a .667 average.
- Tallied his first collegiate three-hit game on Opening Day.
- Followed it up with a multi-RBI game on Saturday, part of a 2-for-2 day.
- Hit his first collegiate home run against Arizona in the fifth inning of a 1-0 victory.
- Tallied a season-high four RBIs against Dayton (March 1) as part of a 1-for-4 day with a home run and a sacrifice fly.
- Notched at least one hit in every game of the USC series.
- Hit the game-tying two-RBI two out double in the sixth inning to help Arkansas complete a three-run comeback over Kent State (March 11).
- Notched outfield assists against Bucknell (Feb. 18) and USC (March 3).
- Was responsible for all three of Arkansas' runs in the 6-3 loss to Charlotte (March 21), hitting two home runs.
- Went 9-for-16 (.563) leading all Razorbacks against Charlotte and Florida with six extra-base hits, including three home runs. He slugged a staggering 1.313 and struck out just two times.
- Had the walk-off single to defeat Auburn (April 8), finishing off the sweep of the Tigers and was just his second hit of the series.
- Tied a season-high four RBIs in a 3-for-4 game against Missouri State (April 17), including hitting his ninth home run to lead off the 5th inning.
- Went 5-for-12 (.417) in the Alabama series, including five runs scored.
- Bounced back from a five-strikeout game the day before to go 2-for-4 at the plate in the series finale against LSU (May 6), including hitting his 10th home run of the year.
- Finished the final two games of the Texas A&M series going 3-for-7 (.429) with two runs scored and one double.
- Got at least one hit in all three games against Georgia including a two-run home run in game two.
- Notched his second multi-home run game of the year, going 3-for-5 with four RBIs against Oral Roberts in the regional opener.
- Finished the NCAA Regional 5-for-10 (.500), leading the Razorbacks with five RBIs and three walks.
- Established Arkansas' freshman-class home run record (14) with solo shot in game two of Super Regional.
- Has gotten on base in 15 of his last 16 games and has a hit in 11 of the last 14 games.

#15 CASEY MARTIN • FR • INF • 5-11 • 179

SEASON HIGHS

Category	High	Opponent (Last)	Date
Hits	4	2x (at No. 13 Georgia)	5/17/18
Runs	3	2x (Texas)	3/14/18
Doubles	1	12x (No. 25 South Carolina)	6/11/18
Triples	--	--	--
Home Runs	2	2x (vs. South Carolina)	5/23/18
RBI's	6	Dayton	2/28/18
Walks	3	ULM	4/3/18
Stolen Bases	2	Dayton	3/1/18

2018 HIGHLIGHTS

All-SEC Second Team

SEC All-Freshman Team

NCBWA First Team Freshman All-American

Collegiate Baseball Freshman All-American

- Notched a five-RBI game in his second appearance of the year, going 4-for-6 against Bucknell with a home run, a double, and three runs scored.
- Topped that with a six-RBI game against Dayton (Feb. 28), hitting two home runs in the process.
- Named SEC Freshman of the Week after hitting .444 against Dayton and USC, leading all Razorback hitters.
- Hit .417 in the series against Kent State, notching five hits with two doubles, one home run, and three RBIs.
- Hit .350 on the week against Texas and Kentucky with three home runs and seven RBIs.
- Going into the second week of conference play, Martin led the team with a .393 average with seven home runs and 22 RBIs.
- Had his 13-game hitting streak snapped at Charlotte. Was hitting .367 during the streak dating back to March 1 and had driven in 11 RBIs during that same span.
- Went 2-for-3 with four runs driven in against Missouri State (April 17), three from a home run to help Arkansas complete a four-run comeback.
- Two of his four hits in the Alabama series were home runs. Currently is tied for second on the team with 10 home runs for the year.
- Notched his third game of three or more hits in game two against LSU (May 5), going 3-for-5 with a double.
- Kicked off the Texas A&M series with a three hit game, his second in three starts. He has five games with three or more hits this year.
- Notched his second four-hit game of the year in the series opener against Georgia (May 17), going 4-for-5, all singles.
- Earned SEC All-Tournament Team honors going 4-for-12 (.333) at the plate with three homers.
- Led Arkansas with six hits and scored five runs during the NCAA Super Regional against South Carolina
- Had two hits and scored at least one run in each game of the NCAA Super Regional

#20 CARSON SHADDY • R-SR • 2B • 5-11 • 185

CAREER HIGHS

Category	High	Opponent (Last)	Date
Hits	3	15x (Southern Miss)	6/2/18
Runs	3	3x (No. 4 Kentucky)	3/17/18
Doubles	3	vs. Nebraska	3/4/17
Triples	1	6x (Southern Miss)	6/2/18
Home Runs	2	2x (No. 4 Kentucky)	3/17/18
RBI	6	Grambling St.	3/15/16
Walks	2	13x (at No. 13 Georgia)	5/17/18
Stolen Bases	2	at Ole Miss	4/8/16

SEASON HIGHS

Category	High	Opponent (Last)	Date
Hits	3	5x (Southern Miss)	6/2/18
Runs	3	No. 4 Kentucky	3/17/18
Doubles	1	12x (No. 25 South Carolina)	6/9/18
Triples	1	2x (Southern Miss)	6/2/18
Home Runs	2	No. 4 Kentucky	3/17/18
RBI	4	3x (No. 25 South Carolina)	6/9/18
Walks	2	4x (at No. 13 Georgia)	5/17/18
Stolen Bases	1	4x (at No. 25 South Carolina)	6/10/18

2018 HIGHLIGHTS

10th Round MLB Draft Pick (Washington)

All-SEC First Team

- Opened the season with two-straight four-RBI games against Bucknell (Feb. 16-17), including a two-hit game in game two of the series along with a home run and two walks.
- Went 2-for-4 against Cal Poly (Feb. 23), his second multi-hit game of the year.
- Earned SEC Player of the Week honors after plating nine RBIs in 12 plate appearances during opening weekend.
- Went 7-for-13 (.538) against Kentucky including two games with three hits or more.
- Tallied his second multi-home run game of his career on the backend of the doubleheader with Kentucky. Finished the game 3-for-4 with three runs scored and one double.
- Hit a home run in back-to-back games for the second time this year after going deep in both games of the DH vs. South Carolina (April 14).
- Came back after a seven-game layoff (hand injury) to go 2-for-4 in the series finale against LSU (May 6) with a double and run scored.
- Went on a eight-game hitting streak after returning from a hand injury at LSU (May 6).
- Hit .367 (11-for-30) over the eight-game stretch with two three-RBI games and three-multi-hit games.
- Led the team with a .395 batting average in conference play with a .716 slugging percentage and a .474 on-base percentage.
- Finished just a home run short of the cycle in the second game of the NCAA Regional, going 3-for-4 against Southern Miss with three runs driven in and two runs scored.
- Hit .500 (5-for-10) with two home runs and nine RBIs during three-game NCAA Super Regional win over South Carolina.
- Had at least one hit, one run scored and one RBI in each game of the NCAA Super Regional.

#13 JORDAN MCFARLAND • SO • INF • 6-3 • 225

CAREER HIGHS

Category	High	Opponent (Last)	Date
Hits	3	2x (Alabama)	4/29/18
Runs	5	Bucknell	2/17/18
Doubles	1	3x (at No. 4 Ole Miss)	3/30/18
Triples	--	--	--
Home Runs	2	Kent State	3/11/18
RBI	5	Kent State	3/11/18
Walks	3	No. 13 Auburn	4/7/18
Stolen Bases	1	2x (Alabama)	4/28/18

SEASON HIGHS

Category	High	Opponent (Last)	Date
Hits	3	Alabama	4/29/18
Runs	5	Bucknell	2/17/18
Doubles	1	3x (at No. 4 Ole Miss)	3/30/18
Triples	--	--	--
Home Runs	2	Kent State	3/11/18
RBI	5	Kent State	3/11/18
Walks	3	No. 13 Auburn	4/7/18
Stolen Bases	1	Alabama	4/28/18

2018 HIGHLIGHTS

- Came off the bench in the fifth inning for an injured Jared Gates and went on to go 2-for-3 with two home runs, including a grand slam against Kent State (March 11).
- Went on a hot streak for the next week, hitting .414 with 11 RBIs and eight runs scored over an eight-game span.
- Tallied two multi-hit games against Texas (March 13-14), including a four-RBI day on March 14 in the 7-5 win.
- Notched a career-high three hits in the final game of the Alabama series (April 29), all singles.

Media Information

QUICK FACTS

GENERAL INFORMATION

Location..... Fayetteville, Arkansas
Founded.....1871
Enrollment.....27,558
Nickname..... Razorbacks
School Colors..... Cardinal (PMS 201) and White
Conference..... Southeastern (Western Division)
System President..... Dr. Donald R. Bobbitt (Arkansas, 1980)
Chancellor..... Dr. Joseph E. Steinmetz (Central Michigan, 1977)
Athletic Director..... Hunter Yurachek (Guilford College, 1990)
Faculty Athletic Rep..... Gerald Jordan (Arkansas, 1970)
Athletics Website..... ArkansasRazorbacks.com
Ticket Office Phone..... 1-800-982-HOGS
Athletic Department Phone..... (479) 575-6533

COACHING STAFF

Head Coach..... Dave Van Horn (Arkansas, 1988)
Record at Arkansas..... 595-343 (15 seasons, .634)
Overall Division I Record..... 915-500 (23 seasons, .647)
Overall as a Head Coach..... 1,180-583 (29 seasons, .670)
Van Horn's DI Postseason App. (Total/at UA)..... 18/14
Van Horn's College World Series Appearances..... 6
(Neb: 2001, 2002; Ark: 2004, 2009, 2012, 2015)
Hitting Coach/Recruiting Coordinator.....
..... Nate Thompson (Dallas Baptist, 2006)
Pitching Coach..... Wes Johnson (Arkansas-Monticello, 1994)
Volunteer Assistant Coach... Craig Parry (South Dakota State, 2008)
Student Asst. Coach..... Jake Arledge
..... Harrison Heffley
Volunteer..... Colby Suggs
Dir. of Baseball Operations..... Clay Goodwin (Arkansas, 2005)
Athletic Trainer..... Corey Wood (East Carolina, 2008)
Strength & Conditioning... Blaine Kinsley (Lenoir-Rhyne, 2010)
Director of Video and Scouting..... Zach Barr
Managers..... Sean O'Neil
..... Cale Petrie
..... Hayden Sutton
..... Chandler Tolbert

HISTORY

Years of Varsity Baseball at Arkansas.....95
(1897, 1901-03, 05, 08-16, 19-20, 22-29, 47-17)
All-Time Program Record..... 2,148-1,363-6 (.611)
All-Time Conference Record/Years..... SEC: 379-371 (.505)/26
SWC: 264-205 (.563)/24
Combined: 643-576 (.527)/50
Conference Titles/Years..... SEC Overall: 2/1999, 2004
SEC Western Division: 4/1999, 2004, 2007, 2011
SWC: 2/1989, 1990
Conference Tournament Record/Years..... SEC: 31-39 (.443)/22
SWC: 18-25 (.419)/14
Combined: 49-64 (.434)/36
Conference Tournament Titles/Years..... SEC: None
SWC: 1/1985
NCAA Postseason Appearances..... 29
(1973, 79-80, 83, 85-90, 95-96, 98-99, 2002-15, 2017)
NCAA Postseason Record..... 74-63 (.540)
College World Series Appearances..... 8
(1979, 1985, 1987, 1989, 2004, 2009, 2012, 2015)
College World Series Record..... 11-16 (.407)
NCAA Super Regional Appearances..... 6
..... (2002, 2004, 2009, 2010, 2012, 2015)
NCAA Super Regional Record..... 9-6 (.600)
NCAA Regional Appearances..... 28
NCAA Regional Record..... 54-41 (.568)
Overall NCAA Regional Hosts..... 6 (1999, 2004, 2006, 2007, 2010, 2017)
Best NCAA Finish..... 1979 National Runner-up

GAME CREDENTIALS

Members of the media should contact John Thomas to request individual game credentials for Razorback home games. Credential requests should be made no later than noon (CT) the day before the scheduled contest and should be directed by e-mail to John Thomas. Credential requests for away games should be made to the communications contact of the home team. Only fully accredited personnel directly involved in the coverage of the game will be admitted. Credentials are non-transferable.

INTERVIEW POLICIES

Please direct all requests for interviews with coaches and players to John Thomas. For home SEC weekends, Coach Dave Van Horn will hold his weekly press conference on Thursday with players and assistant coaches available following Thursday's practice. On road SEC weekends, Coach Van Horn will hold his weekly press conference on Wednesday with players and assistant coaches available following Wednesday's practice. Players are not available for interviews on gamedays, except for post-game interviews. Post-game press conferences are held in the indoor Pitching Development Center located down the third base line. Coach Van Horn and two or three most requested Razorback players will address the media. In the event of a doubleheader, the only Arkansas player available between games for interviews is the starting pitcher of game one. The Arkansas clubhouse is off limits to the media at all times.

E-MAIL UPDATES

Members of the media may request to be added to the Arkansas communications baseball e-mail group. Subscribers will receive game notes, game stories and other information. To subscribe, send a request to John Thomas. Please identify yourself and your organization in your request as this service is only available to members of the media.

GAMEDAY MEDIA SERVICES

The Arkansas communications staff provides scorecards, rosters, updated statistics and results for each team in the Baum Stadium press box prior to home games. Box scores, play-by-play and any postgame notes are disseminated approximately 10 minutes after the conclusion of the game. An Associated Press-style game story is also produced by the communications office. Members of the media may request these stories be sent to their organization via e-mail by contacting a member of the communications office.

WIRELESS INTERNET

The Baum Stadium press box is equipped with wireless internet for use by the media. Media members should log on to the "UARK Media" network by using a password that will be provided at the stadium.

GAMEDAY LIVE STATS

Live in-game stats will be provided at <http://arkansas.statbroadcast.com>.

FACILITIES/PARKING

The Arkansas baseball team conducts all games at Baum Stadium at George Cole Field. Baum Stadium is located just off Razorback Road south of Martin Luther King, Jr., Boulevard. There is space for media parking on game day. Only cars with a parking credential will be allowed access to the parking lot.

PHOTOGRAPHERS

No cameras are allowed on the Baum Stadium playing surface during games. Photographers are encouraged to use the photo wells at the end of each dugout and behind home plate.


ARKANSAS ATHLETIC COMMUNICATIONS

The University of Arkansas athletic communications office is located on the main floor of Bud Walton Arena behind the Hog Heaven Store with office hours from 8 a.m. to 5 p.m., Monday through Friday. You can often reach us at Bud Walton after hours, but if not, please leave a message on our voice mail system.


Office: 479-575-2751 | Cell: 479-313-2564
Fax: 479-575-7481 | Press Row: 479-575-6622

Mailing Address
Razorbacks Communications
P.O. Box 7777
Fayetteville, AR 72702-7777

TV/Radio Roster




JARED GATES
Sr. • 6-0 • 190 • L/R
INF • Wichita, Kan.




BRYCE BONNIN
Fr. • 6-1 • 190 • R/R
RHP/INF • Mont Belvieu, Texas




HUNTER WILSON
R-Jr. • 5-10 • 170 • L/R
INF • Spiro, Okla.




JACK KENLEY
So. • 6-0 • 180 • L/R
INF • Germantown, Tenn.




ERIC COLE
Jr. • 5-11 • 195 • S/R
OF • Southlake, Texas




JAX BIGGERS
Jr. • 5-11 • 185 • L/R
INF • Missouri City, Texas




CASEY OPITZ
Fr. • 5-11 • 175 • S/R
C/INF • Centennial, Co.




JORDAN MCFARLAND
So. • 6-3 • 220 • R/R
INF/OF • Waterloo, Ill.




CASEY MARTIN
Fr. • 5-11 • 175 • R/R
INF • Lonoke, Ark.




BLAINE KNIGHT
Jr. • 6-3 • 165 • R/R
RHP • Bryant, Ark.




LUKE BONFIELD
Sr. • 6-3 • 215 • R/R
OF/DH • Skillman, N.J.




HESTON KJERSTAD
Fr. • 6-3 • 190 • L/R
OF • Amarillo, Texas




CARSON SHADDY
R-Sr. • 5-11 • 185 • R/R
INF • Fayetteville, Ark.




KACEY MURPHY
Jr. • 6-0 • 190 • L/L
LHP • Rogers, Ark.



DOMINIC FLETCHER
So. • 5-9 • 185 • L/L
OF • Cypress, Calif.




EVAN LEE
So. • 6-2 • 190 • R/L
LHP/OF • Bryant, Ark.




KOLE RAMAGE
Fr. • 6-1 • 185 • R/R
RHP • Southlake, Texas




CALEB BOLDEN
Fr. • 6-2 • 170 • R/R
RHP • Texarkana, Texas




MATT CRONIN
So. • 6-2 • 190 • L/L
LHP • Navarre, Fla.




GRANT KOCH
Jr. • 6-0 • 195 • R/R
C • Fayetteville, Ark.




JAKE REINDL
Jr. • 6-1 • 200 • R/R
RHP • Fayetteville, Ark.




JACOB KOSTYSHOCK
So. • 6-4 • 175 • R/R
RHP • O'Fallon, Mo.



BARRETT LOSEKE
Jr. • 6-0 • 180 • R/R
RHP • Tulsa, Okla.




ZACK PLUNKETT
R-Jr. • 6-2 • 205 • R/R
C • Hurst, Texas



ISAIAH CAMPBELL
R-So. • 6-4 • 235 • R/R
RHP • Olathe, Kan.



CODY SCROGGINS
R-So. • 6-0 • 185 • R/R
RHP • Bentonville, Ark.



ZEBULON VERMILLION
Fr. • 6-4 • 185 • L/R
RHP • Prairie Village, Kan.




DAVE VAN HORN
Head Coach
16th Season



WES JOHNSON
Assistant Coach
2nd Season




NATE THOMPSON
Assistant Coach
1st Season



CRAIG PARRY
Volunteer
1st Season



CLAY GOODWIN
Dir. of Operations
11th Season



JAKE ARLEDGE
Student Assistant
1st Season



COLBY SUGGS
Volunteer
1st Season



HARRISON HEFFLEY
Student Assistant
1st Season



STATISTICS

2018 Results



2018 Arkansas Baseball Game Results for Arkansas (as of Jun 20, 2018) (All games)



Date	Opponent	Score	Inns	Overall	SEC	Pitcher of record	Attend	Time
Feb 16, 2018	BUCKNELL	w 14-2	9	1-0-0	0-0-0	B. Knight (W 1-0)	7389	3:40
Feb 17, 2018	BUCKNELL	w 32-4	9	2-0-0	0-0-0	I. Campbell (W 1-0)	7862	3:58
Feb 18, 2018	BUCKNELL	w 3-1	9	3-0-0	0-0-0	M. Cronin (W 1-0)	7954	2:59
@ Feb 21, 2018	vs Arizona	w 1-0	9	4-0-0	0-0-0	K. Murphy (W 1-0)	315	3:13
^ Feb 23, 2018	vs Cal Poly	L 3-4	9	4-1-0	0-0-0	J. Reindl (L 0-1)	450	3:06
^ Feb 24, 2018	at San Diego State	w 5-2	9	5-1-0	0-0-0	M. Cronin (W 2-0)	1532	3:33
^ Feb 25, 2018	at San Diego	L 6-7	9	5-2-0	0-0-0	E. Lee (L 0-1)	675	2:45
Feb 28, 2018	DAYTON	w 18-1	9	6-2-0	0-0-0	C. Bolden (W 1-0)	6897	3:37
Mar 01, 2018	DAYTON	w 11-0	9	7-2-0	0-0-0	B. Bonnin (W 1-0)	6836	2:47
Mar 02, 2018	USC	w 4-0	9	8-2-0	0-0-0	B. Knight (W 2-0)	8142	2:54
Mar 03, 2018	USC	L 1-3	9	8-3-0	0-0-0	I. Campbell (L 1-1)	13472	3:07
Mar 04, 2018	USC	w 7-6	8	9-3-0	0-0-0	J. Rutledge (W 1-0)	7388	3:43
Mar 09, 2018	KENT STATE-1	w 7-2	9	10-3-0	0-0-0	B. Knight (W 3-0)	-	2:47
Mar 09, 2018	KENT STATE-2	L 4-10	9	10-4-0	0-0-0	I. Campbell (L 1-2)	8924	3:14
Mar 11, 2018	KENT STATE	w 11-4	9	11-4-0	0-0-0	E. Lee (W 1-1)	3049	3:15
Mar 13, 2018	TEXAS	w 13-4	9	12-4-0	0-0-0	K. Murphy (W 2-0)	8051	2:55
Mar 14, 2018	TEXAS	w 7-5	9	13-4-0	0-0-0	C. Bolden (W 2-0)	8007	3:22
* Mar 16, 2018	#4 KENTUCKY	w 9-4	9	14-4-0	1-0-0	J. Reindl (W 1-1)	8751	4:09
* Mar 17, 2018	#4 KENTUCKY-1	w 14-2	9	15-4-0	2-0-0	I. Campbell (W 2-2)	-	3:05
* Mar 17, 2018	#4 KENTUCKY-2	w 16-9	9	16-4-0	3-0-0	K. Murphy (W 3-0)	10418	3:50
Mar 21, 2018	at Charlotte	L 3-6	9	16-5-0	3-0-0	K. Ramage (L 0-1)	815	3:16
* Mar 23, 2018	at #2 Florida	w 6-3	9	17-5-0	4-0-0	B. Knight (W 4-0)	5025	3:05
* Mar 24, 2018	at #2 Florida	L 2-17	9	17-6-0	4-1-0	I. Campbell (L 2-3)	4815	3:08
* Mar 25, 2018	at #2 Florida	L 4-5	9	17-7-0	4-2-0	K. Murphy (L 3-1)	4510	3:00
# Mar 27, 2018	at Memphis	w 8-7	9	18-7-0	4-2-0	J. Rutledge (W 2-0)	2995	3:55
* Mar 29, 2018	at #4 Ole Miss	w 6-4	9	19-7-0	5-2-0	B. Knight (W 5-0)	9619	3:27
* Mar 30, 2018	at #4 Ole Miss	L 4-5	9	19-8-0	5-3-0	E. Lee (L 1-2)	10648	3:17
* Mar 31, 2018	at #4 Ole Miss	L 10-11	9	19-9-0	5-4-0	K. Murphy (L 3-2)	11146	3:26
Apr 03, 2018	ULM	w 10-9	(10)	20-9-0	5-4-0	E. Lee (W 2-2)	6682	4:14
Apr 04, 2018	ULM	w 4-0	9	21-9-0	5-4-0	C. Bolden (W 3-0)	6963	2:36
* Apr 06, 2018	#13 AUBURN	w 2-1	9	22-9-0	6-4-0	B. Knight (W 6-0)	8609	2:44
* Apr 07, 2018	#13 AUBURN	w 13-2	9	23-9-0	7-4-0	K. Murphy (W 4-2)	9817	3:16
* Apr 08, 2018	#13 AUBURN	w 5-4	9	24-9-0	8-4-0	J. Reindl (W 2-1)	7530	3:03
& Apr 10, 2018	GRAMBLING STATE	w 7-6	9	25-9-0	8-4-0	J. Rutledge (W 3-0)	8719	3:19
* Apr 12, 2018	SOUTH CAROLINA	L 2-3	9	25-10-0	8-5-0	B. Loseke (L 0-1)	8416	3:32
* Apr 14, 2018	SOUTH CAROLINA-1	w 2-0	7	26-10-0	9-5-0	K. Murphy (W 5-2)	-	2:14
* Apr 14, 2018	SOUTH CAROLINA-2	w 3-0	7	27-10-0	10-5-0	I. Campbell (W 3-3)	9680	2:03
Apr 17, 2018	MISSOURI STATE	w 11-7	9	28-10-0	10-5-0	K. Ramage (W 1-1)	7983	3:50
* Apr 20, 2018	at Mississippi State	L 5-6	9	28-11-0	10-6-0	M. Cronin (L 2-1)	7303	3:13
* Apr 21, 2018	at Mississippi State-1	L 3-5	9	28-12-0	10-7-0	K. Murphy (L 5-3)	-	3:34
* Apr 21, 2018	at Mississippi State-2	L 5-7	9	28-13-0	10-8-0	I. Campbell (L 3-4)	10147	2:50
Apr 24, 2018	#4 TEXAS TECH	w 5-1	9	29-13-0	10-8-0	E. Lee (W 3-2)	8455	3:11
* Apr 27, 2018	ALABAMA	w 7-3	9	30-13-0	11-8-0	B. Knight (W 7-0)	10835	3:02
* Apr 28, 2018	ALABAMA	w 7-4	9	31-13-0	12-8-0	E. Lee (W 4-2)	10846	3:37
* Apr 29, 2018	ALABAMA	w 9-7	9	32-13-0	13-8-0	B. Loseke (W 1-1)	9265	4:27
* May 04, 2018	at LSU	w 5-4	9	33-13-0	14-8-0	B. Loseke (W 2-1)	10776	3:25
* May 05, 2018	at LSU	L 4-6	9	33-14-0	14-9-0	K. Murphy (L 5-4)	10948	3:30
* May 06, 2018	at LSU	L 5-7	9	33-15-0	14-10-0	I. Campbell (L 3-5)	10932	2:56
* May 11, 2018	#21 TEXAS A&M	w 9-3	9	34-15-0	15-10-0	B. Knight (W 8-0)	9826	3:27
* May 12, 2018	#21 TEXAS A&M	w 3-1	9	35-15-0	16-10-0	K. Murphy (W 6-4)	9989	3:33
* May 13, 2018	#21 TEXAS A&M	w 6-3	9	36-15-0	17-10-0	I. Campbell (W 4-5)	8538	3:14
* May 17, 2018	at #13 Georgia	w 8-6	9	37-15-0	18-10-0	B. Knight (W 9-0)	2222	3:27
* May 18, 2018	at #13 Georgia	L 7-8	(10)	37-16-0	18-11-0	B. Loseke (L 2-2)	2331	3:43
* May 19, 2018	at #13 Georgia	L 2-3	9	37-17-0	18-12-0	E. Lee (L 4-3)	2337	2:34
\$ May 23, 2018	vs South Carolina	w 13-8	9	38-17-0	18-12-0	K. Murphy (W 7-4)	6710	3:46
\$ May 25, 2018	vs Florida	w 8-2	9	39-17-0	18-12-0	B. Knight (W 10-0)	1384	3:16
\$ May 26, 2018	vs LSU	L 1-2	9	39-18-0	18-12-0	I. Campbell (L 4-6)	10381	2:36
! Jun 01, 2018	ORAL ROBERTS	w 10-2	9	40-18-0	18-12-0	B. Knight (W 11-0)	9215	3:12
! Jun 02, 2018	SOUTHERN MISS	w 10-2	9	41-18-0	18-12-0	K. Murphy (W 8-4)	10213	2:53
! Jun 03, 2018	DALLAS BAPTIST	w 4-3	9	42-18-0	18-12-0	J. Reindl (W 3-1)	9715	2:46
Jun 09, 2018	SOUTH CAROLINA	w 9-3	9	43-18-0	18-12-0	B. Knight (W 12-0)	11722	3:41
Jun 10, 2018	SOUTH CAROLINA	L 5-8	9	43-19-0	18-12-0	K. Murphy (L 8-5)	11481	3:53
Jun 11, 2018	SOUTH CAROLINA	w 14-4	9	44-19-0	18-12-0	B. Loseke (W 3-2)	11217	4:01
Jun 17, 2018	vs Texas	w 11-5	9	45-19-0	18-12-0	B. Knight (W 13-0)	23034	3:55
Jun 20, 2018	vs Texas Tech	w 7-4	9	46-19-0	18-12-0	B. Loseke (W 4-2)	13637	3:31

* = Conference game

@ = Played at Tony Gwynn Stadium (San Diego, Calif.)

^ = Tony Gwynn Legacy Tournament (San Diego, Calif.)

= Played at AutoZone Park (Memphis, Tenn.)

& = Played at Dickey-Stephens Park (North Little Rock, Ark.)

\$ = SEC Tournament (Hoover, Ala.)

! = NCAA Regional (Fayetteville, Ark.)

() extra inning game

2018 Overall Statistics



2018 Arkansas Baseball Overall Statistics for Arkansas (as of Jun 20, 2018) (All games Sorted by Batting avg)



Record: 46-19 Home: 35-4 Away: 6-13 Neutral: 5-2 SEC: 18-12

Player	avg	gp-gs	ab	r	h	2b	3b	hr	rbi	tb	slg%	bb	hp	so	gdp	ob%	sf	sh	sb-att	po	a	e	fld%	
15 Casey Martin	.348	63-58	233	46	81	13	0	13	47	133	.571	27	6	58	1	.425	2	3	8-9	52	90	12	.922	
18 Heston Kjerstad	.344	65-65	247	64	85	15	0	14	57	142	.575	23	18	51	3	.427	7	0	3-3	112	3	7	.943	
20 Carson Shaddy	.342	55-52	184	44	63	12	2	13	54	118	.641	25	9	56	4	.437	4	4	4-6	85	130	8	.964	
8 Eric Cole	.331	65-65	266	64	88	14	1	14	51	146	.549	39	3	44	4	.419	2	2	4-6	109	4	0	1.000	
17 Luke Bonfield	.301	60-56	196	39	59	9	1	9	41	97	.495	41	8	42	6	.437	2	0	1-1	4	0	0	1.000	
24 Dominic Fletcher	.296	65-63	250	42	74	15	1	9	47	118	.472	20	3	46	3	.348	6	1	1-4	147	4	4	.974	
9 Jax Biggers	.282	58-56	195	34	55	9	0	4	26	76	.390	36	2	26	2	.388	7	3	7-8	76	97	9	.951	
33 Grant Koch	.246	62-58	203	35	50	6	0	7	34	77	.379	36	2	42	3	.359	4	0	4-5	478	32	1	.998	

28 Kole Ramage	1.000	1-0	1	0	1	0	0	0	1	1	1.000	0	0	0	0	1.000	0	0	0-0	3	6	0	1.000	
27 Evan Lee	.300	18-14	50	11	15	2	0	3	15	26	.520	8	0	13	0	.383	2	2	1-1	20	5	2	.926	
13 Jordan McFarland	.299	45-29	117	34	35	3	0	3	15	47	.402	13	2	24	3	.379	0	0	0-2	203	15	3	.986	
6 Hunter Wilson	.283	30-12	46	10	13	2	0	1	12	18	.391	4	2	9	2	.365	0	1	2-2	42	22	4	.941	
3 Jared Gates	.252	42-34	119	22	30	6	0	6	23	54	.454	17	5	24	3	.364	2	1	2-2	228	15	1	.996	
7 Jack Kenley	.222	40-16	54	13	12	2	0	0	10	14	.259	13	3	15	0	.389	2	3	1-1	22	45	3	.957	
12 Casey Opitz	.222	19-7	27	6	6	2	0	0	5	8	.296	3	1	8	0	.303	2	1	0-0	80	19	2	.980	
48 Zack Plunkett	.222	7-0	9	1	2	0	0	1	2	5	.556	1	0	1	0	.300	0	0	0-0	11	0	0	1.000	
10 Easton Murrell	.125	7-0	8	4	1	0	0	0	1	1	.125	3	2	2	1	.462	0	0	0-0	3	5	1	.889	
14 Cole Turney	.000	4-0	7	1	0	0	0	0	0	0	.000	2	0	6	0	.222	0	0	1-1	0	0	0	.000	
Totals	.303	65	2212	470	670	110	5	97	441	1081	.489	311	66	467	35	.398	42	21	39-51	1705	558	65	.972	
Opponents	.236	65	2110	277	499	76	3	55	247	746	.354	219	33	583	48	.316	18	35	22-37	1640	532	64	.971	

LOB - Team (546), Opp (433). DPs turned - Team (58), Opp (42). CI - Team (0), Opp (4). IBB - Team (7), C. Shaddy 2, H. Kjerstad 2, L. Bonfield 1, D. Fletcher 1, G. Koch 1, Opp (2). Picked off - J. Biggers 1, H. Kjerstad 1, J. McFarland 1.

(All games Sorted by Earned run avg)

Player	era	w-l	app	gs	cg	sho	sv	ip	h	r	er	bb	so	2b	3b	hr	b/avg	wp	hp	bk	sfa	sha
16 Blaine Knight	2.88	13-0	18	18	0	0/1	0	106.1	89	38	34	24	96	10	1	18	.226	1	7	3	3	4
21 Kacey Murphy	3.15	8-5	17	16	0	0/2	0	97.0	79	42	34	22	81	10	1	14	.222	7	4	0	3	9

37 Weston Rogers	0.00	0-0	1	0	0	0/0	0	0.0	0	0	0	1	0	0	0	0		0	0	0	0	0
46 Barrett Loseke	2.86	4-2	25	2	0	0/0	4	50.1	33	16	16	27	64	5	0	3	.191	2	1	3	2	3
34 Jake Reindl	2.96	3-1	24	1	0	0/0	5	51.2	47	23	17	18	63	5	0	3	.237	8	7	0	0	3
32 Matt Cronin	3.30	2-1	22	0	0	0/3	12	43.2	22	16	16	13	54	6	0	2	.151	5	1	0	4	1
99 Jackson Rutledge	3.45	3-0	12	2	0	0/1	1	15.2	13	10	6	11	14	1	0	2	.210	5	0	0	1	1
28 Kole Ramage	4.18	1-1	19	2	0	0/1	0	32.1	34	29	15	15	47	5	0	3	.270	8	2	0	2	5
55 Isaiah Campbell	4.19	4-6	16	15	0	0/1	0	62.1	63	36	29	28	65	19	1	4	.261	7	2	0	1	2
4 Bryce Bonnin	4.26	1-0	11	1	0	0/1	0	19.0	17	11	9	12	16	2	0	1	.254	3	1	0	1	1
31 Caleb Bolden	4.40	3-0	10	4	0	0/1	0	28.2	33	14	14	13	25	3	0	2	.306	5	2	0	0	2
47 Hunter Milligan	4.50	0-0	3	2	0	0/1	0	4.0	2	2	2	3	4	0	0	0	.154	1	1	1	0	1
11 Keaton McKinney	4.50	0-0	1	1	0	0/0	0	2.0	1	1	1	2	2	0	0	0	.167	0	0	0	0	0
88 Zebulon Vermillion	4.82	0-0	7	0	0	0/0	1	9.1	12	6	5	0	11	1	0	0	.308	2	1	0	0	0
27 Evan Lee	5.00	4-3	15	1	0	0/0	0	18.0	24	12	10	10	14	4	0	1	.329	2	1	0	1	1
57 Cody Scroggins	5.14	0-0	15	0	0	0/2	0	14.0	11	9	8	12	17	2	0	1	.212	3	2	0	0	2
35 Jacob Kostyshock	6.43	0-0	9	0	0	0/0	1	14.0	19	12	10	8	10	3	0	1	.333	2	1	0	0	0
Totals	3.58	46-19	65	65	0	6/6	24	568.1	499	277	226	219	583	76	3	55	.236	61	33	7	18	35
Opponents	7.10	19-46	65	65	0	0/0	13	546.2	670	470	431	311	467	110	5	97	.303	63	66	6	42	21

PB - Team (12), G. Koch 8, C. Opitz 4, Opp (11). Pickoffs - Team (6), C. Opitz 2, C. Bolden 1, B. Knight 1, E. Lee 1, K. Murphy 1, Opp (3). SBA/ATT - G. Koch (16-24), C. Opitz (6-13), I. Campbell (4-8), J. Reindl (5-7), B. Knight (2-5), C. Bolden (2-3), J. Rutledge (2-3), K. Murphy (1-2), M. Cronin (1-2), B. Loseke (1-2), E. Lee (1-1), B. Bonnin (1-1), C. Scroggins (1-1), K. Ramage (0-1), H. Milligan (1-1).

2018 Conference Statistics



2018 Arkansas Baseball Conference statistics for Arkansas (as of Jun 18, 2018) (SEC games only Sorted by Batting avg)



Record: 18-12 Home: 14-1 Away: 4-11 SEC: 18-12

Player	avg	gp-gs	ab	r	h	2b	3b	hr	rbi	tb	slg%	bb	hp	so	gdp	ob%	sf	sh	sb-att	po	a	e	fld%	
20 Carson Shaddy	.395	24-24	81	18	32	8	0	6	22	58	.716	11	3	25	0	.474	2	2	2-3	39	60	4	.961	
8 Eric Cole	.346	30-30	130	26	45	7	0	8	28	76	.585	13	1	21	2	.407	1	1	0-1	51	3	0	1.000	
15 Casey Martin	.333	30-29	117	14	39	4	0	3	11	52	.444	15	0	29	1	.406	1	1	3-3	29	43	6	.923	
24 Dominic Fletcher	.325	30-30	120	21	39	8	1	5	15	64	.533	5	0	21	1	.346	2	0	0-1	79	1	3	.964	
18 Heston Kjerstad	.322	30-30	121	28	39	9	0	5	21	63	.521	7	5	30	1	.375	3	0	1-1	47	1	3	.941	
17 Luke Bonfield	.272	28-25	92	18	25	3	0	6	19	46	.500	17	4	20	4	.407	0	0	1-1	0	0	0	.000	
9 Jax Biggers	.264	26-25	87	11	23	4	0	2	12	33	.379	14	1	12	1	.362	3	3	1-1	30	44	2	.974	
33 Grant Koch	.255	30-28	98	19	25	4	0	5	20	44	.449	17	1	16	2	.361	3	0	1-2	237	17	0	1.000	

48 Zack Plunkett	.500	3-0	2	1	1	0	0	1	1	4	2.000	0	0	0	0	.500	0	0	0-0	1	0	0	1.000	
13 Jordan McFarland	.277	26-19	65	15	18	1	0	1	4	22	.338	10	1	16	0	.382	0	0	0-1	121	10	3	.978	
6 Hunter Wilson	.250	10-5	16	2	4	1	0	0	2	5	.313	1	1	3	1	.333	0	0	2-2	21	8	3	.906	
27 Evan Lee	.238	8-5	21	4	5	1	0	2	6	12	.571	2	0	9	0	.292	1	1	1-1	0	2	0	1.000	
3 Jared Gates	.212	13-8	33	2	7	1	0	1	6	11	.333	4	1	9	1	.308	1	0	0-0	63	3	0	1.000	
7 Jack Kenley	.194	21-10	36	4	7	1	0	0	5	8	.222	5	1	8	0	.302	1	2	1-1	16	26	1	.977	
12 Casey Opitz	.143	6-2	7	0	1	0	0	0	2	1	.143	1	0	3	0	.222	1	0	0-0	19	8	1	.964	
Totals	.302	30	1026	183	310	52	1	45	174	499	.486	122	19	222	14	.380	19	10	13-18	769	261	29	.973	
Opponents	.258	30	970	143	250	37	1	33	129	388	.400	94	12	266	22	.328	11	17	9-16	761	240	29	.972	

LOB - Team (254), Opp (192). DPs turned - Team (25), Opp (18). CI - Team (0), Opp (2). IBB - Team (2), C. Shaddy 1, G. Koch 1, Opp (2). Picked off - J. McFarland 1.

(SEC games only Sorted by Earned run avg)

Player	era	w-l	app	gs	cg	sho	sv	ip	h	r	er	bb	so	2b	3b	hr	b/avg	wp	hp	bk	sfa	sha
21 Kacey Murphy	3.24	4-4	10	9	0	0/1	0	58.1	53	27	21	10	56	7	1	10	.243	5	2	0	3	7
16 Blaine Knight	3.70	6-0	10	10	0	0/0	0	58.1	57	28	24	14	61	6	0	12	.253	0	4	0	2	2
55 Isaiah Campbell	5.09	3-3	9	8	0	0/1	0	35.1	38	22	20	15	34	11	0	3	.281	4	1	0	1	2

34 Jake Reindl	1.25	2-0	11	0	0	0/0	3	21.2	16	5	3	11	30	0	0	0	.205	3	2	0	0	0
46 Barrett Loseke	2.79	2-2	10	0	0	0/0	2	19.1	15	6	6	15	18	1	0	1	.234	1	0	1	2	3
28 Kole Ramage	3.97	0-0	6	2	0	0/0	0	11.1	10	9	5	4	16	3	0	1	.227	4	1	0	1	1
32 Matt Cronin	4.18	0-1	11	0	0	0/2	7	23.2	13	11	11	7	27	2	0	2	.157	2	0	0	0	1
27 Evan Lee	5.62	1-2	8	1	0	0/0	0	8.0	15	7	5	2	6	2	0	1	.417	0	0	0	1	0
4 Bryce Bonnin	7.36	0-0	2	0	0	0/0	0	3.2	7	3	3	2	1	2	0	1	.467	2	0	0	0	0
88 Zebulon Vermillion	7.36	0-0	3	0	0	0/0	0	3.2	6	3	3	0	6	1	0	0	.375	1	0	0	0	0
57 Cody Scroggins	11.57	0-0	6	0	0	0/0	0	4.2	6	6	6	2	6	0	0	1	.300	2	1	0	0	1
31 Caleb Bolden	12.00	0-0	2	0	0	0/0	0	3.0	4	4	4	4	2	0	0	1	.364	2	0	0	0	0
35 Jacob Kostyshock	13.50	0-0	3	0	0	0/0	0	4.2	8	9	7	5	3	2	0	0	.381	1	1	0	0	0
99 Jackson Rutledge	27.00	0-0	3	0	0	0/0	0	0.2	2	3	2	3	0	0	0	0	.500	3	0	0	1	0
Totals	4.21	18-12	30	30	0	2/2	12	256.1	250	143	120	94	266	37	1	33	.258	30	12	1	11	17
Opponents	5.96	12-18	30	30	0	0/0	8	253.2	310	183	168	122	222	52	1	45	.302	27	19	1	19	10

PB - Team (4), G. Koch 3, C. Opitz 1, Opp (4). Pickoffs - Team (4), C. Opitz 1, B. Knight 1, K. Murphy 1, E. Lee 1, Opp (1). SBA/ATT - G. Koch (9-13), I. Campbell (2-5), B. Knight (2-4), C. Opitz (0-3), B. Loseke (1-2), M. Cronin (1-1), E. Lee (1-1), C. Scroggins (1-1), K. Murphy (1-1), J. Reindl (0-1).

2018 Games Summary



2018 Arkansas Baseball Games Summary for Arkansas (as of Jun 20, 2018) (All games)



Score by innings	1	2	3	4	5	6	7	8	9	EX	Total
Arkansas	62	73	50	48	57	56	62	46	14	2	470
Opponents	30	27	37	21	49	34	23	34	20	2	277

Record when ...

Overall	46-19	After 6 leading	39-2
Conference	18-12 trailing	4-14
Non-Conference	28-7 tied	3-3
Home games	35-4	After 7 leading	40-1
Away games	6-13 trailing	2-17
Neutral site	5-2 tied	2-1
Day games	26-14	After 8 leading	40-0
Night games	20-5 trailing	0-17
vs Left starter	9-6 tied	3-2
vs Right starter	37-13		
1-Run games	9-10	Hit 0 home runs	8-6
2-Run games	7-5	... 1 home run	18-8
5+Run games	19-2	... 2+ home runs	20-5
Extra innings	1-1		
Shutouts	6-0	Opponent 0 home runs	23-7
	 1 home run	12-7
	 2+ HRs	11-5
Scoring 0-2 runs	3-5		
..... 3-5 runs	10-11		
..... 6-9 runs	17-2	Made 0 errors	23-5
..... 10+ runs	16-1 1 error	14-5
	 2+ errors	9-9
Opponent 0-2 runs	19-1		
..... 3-5 runs	18-7	Opp. made 0 errors	17-10
..... 6-9 runs	9-8 1 error	17-3
..... 10+ runs	0-3 2+ errors	12-6
Scored in 1st inning	23-3	Out-hit opponent	38-8
Opp. scored in 1st	12-6	Out-hit by opponent	4-9
Scores first	31-8	Hits are tied	4-2
Opp. scores first	15-11		

Record when team scores:

Runs	0	1	2	3	4	5	6	7	8	9	10+
W-L	0-0	1-2	2-3	3-3	3-4	4-4	3-1	7-1	3-0	4-0	16-1

Record when opponent scores:

Runs	0	1	2	3	4	5	6	7	8	9	10+
W-L	6-0	5-0	8-1	6-3	10-1	2-3	3-3	3-3	1-2	2-0	0-3

Record when leading after:

Inn.	1	2	3	4	5	6	7	8
W-L	20-1	27-6	28-8	31-8	36-5	39-2	40-1	40-0

Record when trailing after:

Inn.	1	2	3	4	5	6	7	8
W-L	7-6	8-8	9-7	7-6	8-10	4-14	2-17	0-17

Record when tied after:

Inn.	1	2	3	4	5	6	7	8
W-L	19-12	11-5	9-4	8-5	2-4	3-3	2-1	3-2

Current winning streak: 3
 Longest winning streak: 6
 Longest losing streak: 3

Home attendance : 318856 (36 dates avg = 8857)
 Away attendance : 164687 (25 dates avg = 6587)
 Total attendance: 483543 (61 dates avg = 7926)

2018 Miscellaneous Stats



2018 Arkansas Baseball Miscellaneous Stats for Arkansas (as of Jun 20, 2018) (All games)



Multiple Hit Games	2	3	4	5+	Total
15 Casey Martin	23	3	2	-	28
18 Heston Kjerstad	16	8	-	-	24
8 Eric Cole	11	10	2	-	23
24 Dominic Fletcher	16	5	1	-	22
20 Carson Shaddy	12	5	-	-	17
9 Jax Biggers	12	2	1	-	15
33 Grant Koch	11	-	-	-	11
17 Luke Bonfield	7	4	-	-	11
13 Jordan McFarland	8	1	-	-	9
3 Jared Gates	7	1	-	-	8
27 Evan Lee	4	1	-	-	5
12 Casey Opitz	2	-	-	-	2
6 Hunter Wilson	2	-	-	-	2
7 Jack Kenley	2	-	-	-	2
TEAM	133	40	6	0	179

Multiple RBI Games	2	3	4	5+	Total
20 Carson Shaddy	5	7	3	-	15
8 Eric Cole	10	3	1	-	14
18 Heston Kjerstad	5	5	3	-	13
15 Casey Martin	6	3	1	2	12
17 Luke Bonfield	5	2	3	-	10
24 Dominic Fletcher	6	-	2	2	10
33 Grant Koch	7	2	1	-	10
3 Jared Gates	5	-	1	-	6
9 Jax Biggers	4	1	1	-	6
27 Evan Lee	3	1	-	-	4
13 Jordan McFarland	1	-	1	1	3
7 Jack Kenley	2	-	-	-	2
6 Hunter Wilson	1	-	1	-	2
TEAM	60	24	18	5	107

Hitting Streaks	Longest	Current
18 Heston Kjerstad	14	2
15 Casey Martin	13	5
8 Eric Cole	12	4
13 Jordan McFarland	10	-
20 Carson Shaddy	8	5
17 Luke Bonfield	8	-
9 Jax Biggers	8	1
33 Grant Koch	8	-
24 Dominic Fletcher	7	2
3 Jared Gates	7	2
7 Jack Kenley	4	1
27 Evan Lee	3	-
6 Hunter Wilson	2	-
48 Zack Plunkett	1	-
10 Easton Murrell	1	-
12 Casey Opitz	1	-
28 Kole Ramage	1	1

Reached Base Streaks	Longest	Current
15 Casey Martin	25	5
17 Luke Bonfield	23	-
33 Grant Koch	18	-
8 Eric Cole	17	17
18 Heston Kjerstad	16	8
9 Jax Biggers	15	5
24 Dominic Fletcher	13	2
3 Jared Gates	13	13
13 Jordan McFarland	10	-
20 Carson Shaddy	9	5
7 Jack Kenley	7	1
12 Casey Opitz	4	-
27 Evan Lee	4	-
6 Hunter Wilson	3	-
10 Easton Murrell	3	1
14 Cole Turney	2	2
48 Zack Plunkett	2	-
28 Kole Ramage	1	1

2018 Miscellaneous Stats



2018 Arkansas Baseball Miscellaneous Stats for Arkansas (as of Jun 20, 2018) (All games)



Starting Lineup By Position (Team W-L record when starter)

PITCHER:		
16 Blaine Knight	18	(15-3)
21 Kacey Murphy	16	(10-6)
55 Isaiah Campbell	15	(9-6)
31 Caleb Bolden	4	(4-0)
46 Barrett Loseke	2	(0-2)
28 Kole Ramage	2	(1-1)
99 Jackson Rutledge	2	(2-0)
47 Hunter Milligan	2	(2-0)
27 Evan Lee	1	(0-1)
4 Bryce Bonnin	1	(1-0)
11 Keaton McKinney	1	(1-0)
34 Jake Reindl	1	(1-0)
CATCHER:		
33 Grant Koch	58	(42-16)
12 Casey Opitz	7	(4-3)
FIRST BASE:		
3 Jared Gates	30	(23-7)
13 Jordan McFarland	29	(18-11)
6 Hunter Wilson	3	(3-0)
27 Evan Lee	3	(2-1)
SECOND BASE:		
20 Carson Shaddy	52	(36-16)
15 Casey Martin	7	(5-2)
6 Hunter Wilson	6	(5-1)
THIRD BASE:		
15 Casey Martin	51	(36-15)
7 Jack Kenley	7	(5-2)
3 Jared Gates	4	(3-1)
6 Hunter Wilson	3	(2-1)
SHORTSTOP:		
9 Jax Biggers	56	(39-17)
7 Jack Kenley	9	(7-2)
LEFT FIELD:		
18 Heston Kjerstad	63	(44-19)
17 Luke Bonfield	2	(2-0)
CENTER FIELD:		
24 Dominic Fletcher	63	(44-19)
8 Eric Cole	2	(2-0)
RIGHT FIELD:		
8 Eric Cole	63	(44-19)
18 Heston Kjerstad	2	(2-0)
DESIGNATED HITTER:		
17 Luke Bonfield	54	(38-16)
27 Evan Lee	11	(8-3)

Starting Lineup By Lineup Spot (Team W-L record when starter)

LEADOFF:		
9 Jax Biggers	33	(22-11)
8 Eric Cole	24	(18-6)
15 Casey Martin	6	(5-1)
27 Evan Lee	2	(1-1)
2ND SPOT:		
8 Eric Cole	37	(25-12)
15 Casey Martin	16	(12-4)
24 Dominic Fletcher	6	(4-2)
20 Carson Shaddy	3	(2-1)
18 Heston Kjerstad	2	(2-0)
9 Jax Biggers	1	(1-0)
3RD SPOT:		
18 Heston Kjerstad	26	(21-5)
15 Casey Martin	24	(15-9)
17 Luke Bonfield	6	(4-2)
24 Dominic Fletcher	4	(2-2)
8 Eric Cole	4	(3-1)
27 Evan Lee	1	(1-0)
CLEANUP:		
17 Luke Bonfield	44	(33-11)
18 Heston Kjerstad	16	(9-7)
24 Dominic Fletcher	2	(1-1)
13 Jordan McFarland	1	(1-0)
27 Evan Lee	1	(1-0)
3 Jared Gates	1	(1-0)
5TH SPOT:		
24 Dominic Fletcher	31	(26-5)
18 Heston Kjerstad	12	(8-4)
20 Carson Shaddy	8	(4-4)
17 Luke Bonfield	5	(3-2)
27 Evan Lee	3	(2-1)
3 Jared Gates	3	(1-2)
33 Grant Koch	2	(1-1)
13 Jordan McFarland	1	(1-0)
6TH SPOT:		
20 Carson Shaddy	15	(11-4)
33 Grant Koch	11	(7-4)
24 Dominic Fletcher	10	(7-3)
13 Jordan McFarland	10	(7-3)
3 Jared Gates	7	(5-2)
15 Casey Martin	6	(5-1)
27 Evan Lee	4	(3-1)
18 Heston Kjerstad	2	(1-1)
7TH SPOT:		
33 Grant Koch	25	(18-7)
3 Jared Gates	10	(9-1)
24 Dominic Fletcher	9	(4-5)
9 Jax Biggers	6	(4-2)
18 Heston Kjerstad	6	(4-2)
27 Evan Lee	2	(2-0)
13 Jordan McFarland	2	(1-1)
20 Carson Shaddy	2	(2-0)
7 Jack Kenley	1	(1-0)
6 Hunter Wilson	1	(1-0)
17 Luke Bonfield	1	(0-1)
8TH SPOT:		
33 Grant Koch	20	(16-4)
13 Jordan McFarland	14	(8-6)
3 Jared Gates	13	(10-3)
12 Casey Opitz	6	(4-2)
20 Carson Shaddy	4	(3-1)
6 Hunter Wilson	3	(2-1)
9 Jax Biggers	2	(2-0)

2018 Miscellaneous Stats



2018 Arkansas Baseball Miscellaneous Stats for Arkansas (as of Jun 20, 2018) (All games)



STARTERS SUMMARY

Player	GS	Position											Batting Order									
		p	c	1b	2b	3b	ss	lf	cf	rf	of	dh	1st	2nd	3rd	4th	5th	6th	7th	8th	9th	
8 Eric Cole	65	2	63	.	.	24	37	4
18 Heston Kjersta	65	63	.	2	.	.	.	2	26	16	12	2	6	1	.	
24 Dominic Fletch	63	63	6	4	2	31	10	9	1	.	
15 Casey Martin	58	.	.	.	7	51	6	16	24	.	.	6	.	.	6	
33 Grant Koch	58	.	58	2	11	25	20	.	.	
17 Luke Bonfield	56	2	.	.	.	54	.	.	6	44	5	.	1	.	.	
9 Jax Biggers	56	56	33	1	6	2	14	
20 Carson Shaddy	52	.	.	.	52	3	.	.	8	15	2	4	20	
3 Jared Gates	34	.	.	30	.	4	1	3	7	10	13	.	.	
13 Jordan McFarla	29	.	.	29	1	1	10	2	14	1	.	
16 Blaine Knight	18	18	
7 Jack Kenley	16	7	9	1	.	15	
21 Kacey Murphy	16	16	
27 Evan Lee	15	1	.	3	11	2	.	1	1	3	4	2	1	.	
55 Isaiah Campbe	15	15	
6 Hunter Wilson	12	.	.	3	6	3	1	3	8	
12 Casey Opitz	7	.	7	6	1	
31 Caleb Bolden	4	4	
28 Kole Ramage	2	2	
46 Barrett Loseke	2	2	
47 Hunter Milligan	2	2	
99 Jackson Rutled	2	2	
34 Jake Reindl	1	1	
4 Bryce Bonnin	1	1	
11 Keaton McKinn	1	1	

2018 Tournament Statistics



2018 Arkansas Baseball Overall Statistics for Arkansas (as of Jun 20, 2018) (NCAA Tournament Sorted by Batting avg)



Record: 7-1 Home: 5-1 Away: 0-0 Neutral: 2-0 SEC: 0-0

Player	avg	gp-gs	ab	r	h	2b	3b	hr	rbi	tb	slg%	bb	hp	so	gdp	ob%	sf	sh	sb-att	po	a	e	fld%		
20 Carson Shaddy	.429	8-8	28	9	12	2	1	3	16	25	.893	5	1	9	0	.514	1	1	1-1	14	11	0	1.000		
18 Heston Kjerstad	.400	8-8	30	11	12	1	0	3	10	22	.733	5	2	3	0	.500	1	0	0-0	32	0	2	.941		
8 Eric Cole	.375	8-8	32	10	12	2	0	2	7	20	.625	6	0	3	0	.462	1	0	0-0	15	0	0	1.000		
15 Casey Martin	.371	8-8	35	8	13	4	0	0	4	17	.486	1	3	9	0	.436	0	0	1-1	8	16	1	.960		
3 Jared Gates	.345	8-8	29	9	10	1	0	2	4	17	.586	4	1	4	1	.429	1	0	1-1	45	3	0	1.000		
24 Dominic Fletcher	.344	8-8	32	6	11	2	0	1	9	16	.500	4	1	5	1	.421	1	0	0-2	20	0	0	1.000		
9 Jax Biggers	.269	8-8	26	5	7	0	0	1	7	10	.385	4	0	1	0	.344	2	0	0-1	10	7	2	.895		
17 Luke Bonfield	.258	8-8	31	6	8	0	0	1	7	11	.355	3	1	9	2	.333	1	0	0-0	0	0	0	.000		
33 Grant Koch	.188	8-8	32	4	6	0	0	0	3	6	.188	3	0	6	0	.257	0	0	1-1	62	1	0	1.000		

6 Hunter Wilson	.500	4-0	2	2	1	0	0	0	0	1	.500	0	0	1	0	.500	0	0	0-0	0	0	0	.000		
12 Casey Opitz	.000	2-0	0	0	0	0	0	0	0	0	.000	0	0	0	0	.000	0	0	0-0	2	0	0	1.000		
Totals	.332	8	277	70	92	12	1	13	67	145	.523	35	9	50	4	.413	8	1	4-7	213	43	6	.977		
Opponents	.211	8	266	31	56	10	1	10	28	98	.368	35	4	63	1	.309	2	3	0-1	201	67	7	.975		

LOB - Team (59), Opp (66). DPs turned - Team (3), Opp (5). IBB - Team (1), D. Fletcher 1.

(NCAA Tournament Sorted by Earned run avg)

Player	era	w-l	app	gs	cg	sho	sv	ip	h	r	er	bb	so	2b	3b	hr	b/avg	wp	hp	bk	sfa	sha	
46 Barrett Loseke	0.90	2-0	4	0	0	0/0	1	10.0	5	1	1	4	13	0	0	1	.139	0	0	0	0	0	
21 Kacey Murphy	3.18	1-1	3	3	0	0/0	0	17.0	10	6	6	7	12	1	0	1	.164	1	1	0	0	1	
16 Blaine Knight	3.32	3-0	3	3	0	0/0	0	19.0	13	7	7	3	10	1	1	4	.191	0	1	0	1	1	

27 Evan Lee	0.00	0-0	1	0	0	0/0	0	0.0	0	0	0	1	0	0	0	0		1	0	0	0	0	
57 Cody Scroggins	2.08	0-0	3	0	0	0/0	0	4.1	4	1	1	5	4	2	0	0	.235	0	0	0	0	0	
4 Bryce Bonnin	3.38	0-0	3	0	0	0/0	0	2.2	1	1	1	4	1	0	0	0	.125	0	0	0	0	0	
34 Jake Reindl	4.70	1-0	3	0	0	0/0	0	7.2	7	4	4	3	6	0	0	2	.233	1	2	0	0	1	
32 Matt Cronin	6.23	0-0	3	0	0	0/0	1	4.1	5	3	3	2	7	2	0	0	.294	0	0	0	1	0	
55 Isaiah Campbell	6.75	0-0	2	2	0	0/0	0	4.0	5	3	3	4	5	2	0	0	.294	1	0	0	0	0	
28 Kole Ramage	13.50	0-0	2	0	0	0/0	0	2.0	3	3	3	2	5	1	0	1	.333	0	0	0	0	0	
31 Caleb Bolden	99.00	0-0	1	0	0	0/0	0	0.0	3	2	2	0	0	1	0	1	1.000	0	0	0	0	0	
Totals	3.93	7-1	8	8	0	0/0	2	71.0	56	31	31	35	63	10	1	10	.211	4	4	0	2	3	
Opponents	8.87	1-7	8	8	0	0/0	1	67.0	92	70	66	35	50	12	1	13	.332	7	9	1	8	1	

PB - Team (0), Opp (2). SBA/ATT - K. Murphy (0-1), G. Koch (0-1).

2018 Regional Statistics



2018 Arkansas Baseball Overall Statistics for Arkansas (as of Jun 18, 2018) (NCAA Regional Sorted by Batting avg)



Record: 3-0 Home: 3-0 Away: 0-0 SEC: 0-0

Player	avg	gp-gs	ab	r	h	2b	3b	hr	rbi	tb	slg%	bb	hp	so	gdp	ob%	sf	sh	sb-att	po	a	e	fld%	
18 Heston Kjerstad	.500	3-3	10	3	5	0	0	2	5	11	1.100	3	1	0	0	.643	0	0	0-0	15	0	1	.938	
3 Jared Gates	.455	3-3	11	5	5	1	0	1	2	9	.818	2	0	3	0	.538	0	0	1-1	22	1	0	1.000	
20 Carson Shaddy	.400	3-3	10	3	4	1	1	1	5	10	1.000	2	1	4	0	.538	0	1	0-0	2	6	0	1.000	
8 Eric Cole	.385	3-3	13	2	5	0	0	1	3	8	.615	1	0	0	0	.429	0	0	0-0	5	0	0	1.000	
24 Dominic Fletcher	.385	3-3	13	3	5	1	0	0	1	6	.462	1	0	1	0	.429	0	0	0-1	11	0	0	1.000	
15 Casey Martin	.231	3-3	13	0	3	1	0	0	1	4	.308	0	1	1	0	.286	0	0	0-0	1	6	0	1.000	
9 Jax Biggers	.222	3-3	9	3	2	0	0	1	3	5	.556	1	0	0	0	.273	1	0	0-0	4	3	1	.875	
17 Luke Bonfield	.167	3-3	12	2	2	0	0	0	0	2	.167	1	0	2	2	.231	0	0	0-0	0	0	0	.000	
33 Grant Koch	.154	3-3	13	1	2	0	0	0	3	2	.154	1	0	0	0	.214	0	0	1-1	17	0	0	1.000	

6 Hunter Wilson	1.000	1-0	1	2	1	0	0	0	0	1	1.000	0	0	0	0	1.000	0	0	0-0	0	0	0	.000	
12 Casey Opitz	.000	2-0	0	0	0	0	0	0	0	0	.000	0	0	0	0	.000	0	0	0-0	2	0	0	1.000	
Totals	.324	3	105	24	34	4	1	6	23	58	.552	12	3	11	2	.405	1	1	2-3	81	19	2	.980	
Opponents	.192	3	99	7	19	3	0	3	7	31	.313	6	3	17	0	.257	1	1	0-0	75	30	2	.981	

LOB - Team (23), Opp (22). DPs turned - Team (1), Opp (2).

(NCAA Regional Sorted by Earned run avg)

Player	era	w-l	app	gs	cg	sho	sv	ip	h	r	er	bb	so	2b	3b	hr	b/avg	wp	hp	bk	sfa	sha		
21 Kacey Murphy	0.00	1-0	1	1	0	0/0	0	8.0	2	0	0	1	5	0	0	0	.074	0	0	0	0	0		
34 Jake Reindl	1.29	1-0	1	0	0	0/0	0	7.0	5	1	1	0	4	0	0	0	.192	1	2	0	0	1		
16 Blaine Knight	2.25	1-0	1	1	0	0/0	0	8.0	3	2	2	1	2	0	0	2	.111	0	1	0	0	0		

4 Bryce Bonnin	0.00	0-0	1	0	0	0/0	0	1.0	0	0	0	1	1	0	0	0	.000	0	0	0	0	0		
57 Cody Scroggins	0.00	0-0	1	0	0	0/0	0	1.0	2	0	0	1	1	1	0	0	.400	0	0	0	0	0		
32 Matt Cronin	4.50	0-0	1	0	0	0/0	1	2.0	3	1	1	0	4	1	0	0	.375	0	0	0	1	0		
55 Isaiah Campbell	99.00	0-0	1	1	0	0/0	0	0.0	1	1	1	2	0	0	0	0	1.000	0	0	0	0	0		
31 Caleb Bolden	99.00	0-0	1	0	0	0/0	0	0.0	3	2	2	0	0	1	0	1	1.000	0	0	0	0	0		
Totals	2.33	3-0	3	3	0	0/0	1	27.0	19	7	7	6	17	3	0	3	.192	1	3	0	1	1		
Opponents	8.28	0-3	3	3	0	0/0	0	25.0	34	24	23	12	11	4	1	6	.324	3	3	0	1	1		

2018 Super Regional Statistics



2018 Arkansas Baseball Overall Statistics for Arkansas (as of Jun 18, 2018) (NCAA Super Regional Sorted by Batting avg)



Record: 2-1 Home: 2-1 Away: 0-0 SEC: 0-0

Player	avg	gp-gs	ab	r	h	2b	3b	hr	rbi	tb	slg%	bb	hp	so	gdp	ob%	sf	sh	sb-att	po	a	e	fld%	
20 Carson Shaddy	.500	3-3	10	4	5	1	0	2	9	12	1.200	2	0	4	0	.538	1	0	1-1	9	3	0	1.000	
15 Casey Martin	.462	3-3	13	5	6	2	0	0	2	8	.615	0	2	4	0	.533	0	0	1-1	4	8	1	.923	
17 Luke Bonfield	.417	3-3	12	2	5	0	0	0	5	5	.417	2	0	3	0	.467	1	0	0-0	0	0	0	.000	
9 Jax Biggers	.400	3-3	10	1	4	0	0	0	2	4	.400	1	0	0	0	.417	1	0	0-0	2	3	0	1.000	
8 Eric Cole	.364	3-3	11	5	4	1	0	1	3	8	.727	3	0	2	0	.467	1	0	0-0	6	0	0	1.000	
18 Heston Kjerstad	.273	3-3	11	5	3	0	0	1	2	6	.545	2	1	0	0	.400	1	0	0-0	7	0	1	.875	
33 Grant Koch	.273	3-3	11	2	3	0	0	0	0	3	.273	1	0	6	0	.333	0	0	0-0	22	0	0	1.000	
3 Jared Gates	.111	3-3	9	2	1	0	0	0	1	1	.111	2	1	1	0	.308	1	0	0-0	19	2	0	1.000	
24 Dominic Fletcher	.000	3-3	10	2	0	0	0	0	2	0	.000	3	1	4	1	.267	1	0	0-1	7	0	0	1.000	

6 Hunter Wilson	.000	2-0	0	0	0	0	0	0	0	0	.000	0	0	0	0	.000	0	0	0-0	0	0	0	.000	
Totals	.320	3	97	28	31	4	0	4	26	47	.485	16	5	24	1	.416	7	0	2-3	78	17	2	.979	
Opponents	.220	3	100	15	22	3	0	7	12	46	.460	19	0	22	1	.345	0	0	0-0	75	22	5	.951	

LOB - Team (22), Opp (26). DPs turned - Team (2), Opp (2). IBB - Team (1), D. Fletcher 1.

(NCAA Super Regional Sorted by Earned run avg)

Player	era	w-l	app	gs	cg	sho	sv	ip	h	r	er	bb	so	2b	3b	hr	b/avg	wp	hp	bk	sfa	sha		
46 Barrett Loseke	1.69	1-0	2	0	0	0/0	1	5.1	1	1	1	3	6	0	0	1	.056	0	0	0	0	0	0	
16 Blaine Knight	4.50	1-0	1	1	0	0/0	0	6.0	6	3	3	1	4	1	0	2	.250	0	0	0	0	0	0	
55 Isaiah Campbell	4.50	0-0	1	1	0	0/0	0	4.0	4	2	2	2	5	2	0	0	.250	1	0	0	0	0	0	
21 Kacey Murphy	8.31	0-1	1	1	0	0/0	0	4.1	6	4	4	4	0	0	0	1	.333	0	0	0	0	0	0	

57 Cody Scroggins	0.00	0-0	1	0	0	0/0	0	2.1	1	0	0	2	2	0	0	0	.125	0	0	0	0	0	0	
32 Matt Cronin	0.00	0-0	1	0	0	0/0	0	1.0	0	0	0	1	1	0	0	0	.000	0	0	0	0	0	0	
27 Evan Lee	0.00	0-0	1	0	0	0/0	0	0.0	0	0	0	1	0	0	0	0		1	0	0	0	0	0	
4 Bryce Bonnin	6.75	0-0	1	0	0	0/0	0	1.1	1	1	1	2	0	0	0	0	.200	0	0	0	0	0	0	
28 Kole Ramage	9.00	0-0	1	0	0	0/0	0	1.0	1	1	1	0	2	0	0	1	.250	0	0	0	0	0	0	
34 Jake Reindl	40.50	0-0	2	0	0	0/0	0	0.2	2	3	3	3	2	0	0	2	.500	0	0	0	0	0	0	
Totals	5.19	2-1	3	3	0	0/0	1	26.0	22	15	15	19	22	3	0	7	.220	2	0	0	0	0	0	
Opponents	9.00	1-2	3	3	0	0/0	1	25.0	31	28	25	16	24	4	0	4	.320	4	5	0	7	0	0	

PB - Team (0), Opp (1).

Individual Game-By-Game

2018 Arkansas Baseball
Individual Game-by-Game for Arkansas (as of Jun 20, 2018)

#4 Bryce Bonnin - 3 games (All games)

Date	Opponent	Pos	AB	R	H	RBI	2B	3B	HR	BB	SB	CS	HBP	SAC	SF	GDP	K	PO	A	E	Avg
Mar 01	DAYTON	p	0	0	0	0	0	0	0	0	0	0	0	0	0	0	0	1	0	0	.000
Mar 11	KENT STATE	*p	0	0	0	0	0	0	0	0	0	0	0	0	0	0	0	0	2	0	.000
Jun 10	SOUTH CAROLINA	p	0	0	0	0	0	0	0	0	0	0	0	0	0	0	0	1	0	0	.000
Totals			1gs	0	0	0	0	0	0	0	0	0	0	0	0	0	0	2	2	0	.000

On base pct. .000 • Slugging pct. .000

#4 Bryce Bonnin - 11 appearances (All games)

Date	Opponent	GS	IP	H	R	ER	BB	SO	2B	3B	HR	WP	BK	HBP	IBB	Score	W-L	Sv	ERA	NP
Feb 16	BUCKNELL		1.0	1	2	0	0	1	0	0	0	0	0	0	0	14-2	0-0	0	0.00	15
Feb 23	vs Cal Poly		0.1	0	0	0	0	1	0	0	0	1	0	0	0	3-4	0-0	0	0.00	4
Mar 01	DAYTON		5.0	0	0	0	1	6	0	0	0	0	0	1	0	11-0	1-0	0	0.00	60
Mar 11	KENT STATE	*	4.2	3	3	3	3	3	0	0	0	0	0	0	0	11-4	1-0	0	2.45	74
Mar 21	at Charlotte		1.0	3	1	1	0	1	0	0	0	0	0	0	0	3-6	1-0	0	3.00	23
Mar 27	at Memphis		0.2	2	1	1	2	2	0	0	0	0	0	0	0	8-7	1-0	0	3.55	36
Mar 30	at Ole Miss		3.1	5	2	2	2	1	1	0	1	2	0	0	0	4-5	1-0	0	3.94	42
May 06	at LSU		0.1	2	1	1	0	0	1	0	0	0	0	0	0	5-7	1-0	0	4.41	5
Jun 02	SOUTHERN MISS		1.0	0	0	0	1	1	0	0	0	0	0	0	0	10-2	1-0	0	4.15	15
Jun 10	SOUTH CAROLINA		1.1	1	1	1	2	0	0	0	0	0	0	0	0	5-8	1-0	0	4.34	29
Jun 17	vs Texas		0.1	0	0	0	1	0	0	0	0	0	0	0	0	11-5	1-0	0	4.26	14
Totals			1	19.0	17	11	9	12	16	2	0	1	3	0	1	85-50	1-0	0	4.26	-

#16 Blaine Knight - 14 games (All games)

Date	Opponent	Pos	AB	R	H	RBI	2B	3B	HR	BB	SB	CS	HBP	SAC	SF	GDP	K	PO	A	E	Avg
Feb 16	BUCKNELL	*p	0	0	0	0	0	0	0	0	0	0	0	0	0	0	0	1	0	0	.000
Feb 23	vs Cal Poly	*p	0	0	0	0	0	0	0	0	0	0	0	0	0	0	0	0	1	0	.000
Mar 02	USC	*p	0	0	0	0	0	0	0	0	0	0	0	0	0	0	0	0	0	1	.000
Mar 29	at Ole Miss	*p	0	0	0	0	0	0	0	0	0	0	0	0	0	0	0	0	0	1	.000
Apr 06	AUBURN	*p	0	0	0	0	0	0	0	0	0	0	0	0	0	0	0	0	2	0	.000
Apr 12	SOUTH CAROLINA	*p	0	0	0	0	0	0	0	0	0	0	0	0	0	0	0	1	0	0	.000
Apr 20	at Mississippi State	*p	0	0	0	0	0	0	0	0	0	0	0	0	0	0	0	2	0	0	.000
Apr 27	ALABAMA	*p	0	0	0	0	0	0	0	0	0	0	0	0	0	0	0	0	0	1	.000
May 04	at LSU	*p	0	0	0	0	0	0	0	0	0	0	0	0	0	0	0	0	1	0	.000
May 11	TEXAS A&M	*p	0	0	0	0	0	0	0	0	0	0	0	0	0	0	0	0	1	0	.000
May 17	at Georgia	*p	0	0	0	0	0	0	0	0	0	0	0	0	0	0	0	1	1	0	.000
May 25	vs Florida	*p	0	0	0	0	0	0	0	0	0	0	0	0	0	0	0	0	2	0	.000
Jun 01	ORAL ROBERTS	*p	0	0	0	0	0	0	0	0	0	0	0	0	0	0	0	0	1	0	.000
Jun 17	vs Texas	*p	0	0	0	0	0	0	0	0	0	0	0	0	0	0	0	1	0	0	.000
Totals			14gs	0	0	0	0	0	0	0	0	0	0	0	0	0	0	6	10	2	.000

On base pct. .000 • Slugging pct. .000

Individual Game-By-Game

2018 Arkansas Baseball
Individual Game-by-Game for Arkansas (as of Jun 20, 2018)

#16 Blaine Knight - 18 appearances (All games)

Date	Opponent	GS	IP	H	R	ER	BB	SO	2B	3B	HR	WP	BK	HBP	IBB	Score	W-L	Sv	ERA	NP
Feb 16	BUCKNELL	*	5.0	0	0	0	2	4	0	0	0	0	0	0	0	14-2	1-0	0	0.00	67
Feb 23	vs Cal Poly	*	6.0	5	1	1	1	7	1	0	0	0	1	0	0	3-4	1-0	0	0.82	88
Mar 02	USC	*	6.0	6	0	0	1	4	0	0	0	0	1	1	0	4-0	2-0	0	0.53	98
Mar 09	KENT STATE-1	*	6.0	4	1	1	0	6	1	0	1	1	0	0	0	7-2	3-0	0	0.78	90
Mar 16	KENTUCKY	*	4.2	6	2	2	1	4	0	0	1	0	0	1	0	9-4	3-0	0	1.30	90
Mar 23	at Florida	*	6.2	5	3	3	4	10	0	0	2	0	0	0	0	6-3	4-0	0	1.83	107
Mar 29	at Ole Miss	*	6.0	7	4	2	1	7	1	0	1	0	0	0	0	6-4	5-0	0	2.01	97
Apr 06	AUBURN	*	6.1	6	1	1	1	6	0	0	1	0	0	0	0	2-1	6-0	0	1.93	113
Apr 12	SOUTH CAROLINA	*	4.0	6	1	1	0	4	1	0	0	0	0	0	0	2-3	6-0	0	1.95	70
Apr 20	at Mississippi State	*	5.2	5	3	3	1	5	1	0	1	0	0	0	0	5-6	6-0	0	2.24	85
Apr 27	ALABAMA	*	6.0	3	3	3	3	6	1	0	1	0	0	0	0	7-3	7-0	0	2.45	101
May 04	at LSU	*	6.0	8	4	4	2	3	1	0	1	0	0	0	0	5-4	7-0	0	2.77	104
May 11	TEXAS A&M	*	7.0	5	3	3	0	11	0	0	2	0	0	1	0	9-3	8-0	0	2.87	105
May 17	at Georgia	*	6.0	6	4	2	1	5	1	0	2	0	0	2	0	8-6	9-0	0	2.88	-
May 25	vs Florida	*	6.0	4	1	1	3	4	1	0	1	0	1	1	0	8-2	10-0	0	2.78	99
Jun 01	ORAL ROBERTS	*	8.0	3	2	2	1	2	0	0	2	0	0	1	0	10-2	11-0	0	2.74	104
Jun 09	SOUTH CAROLINA	*	6.0	6	3	3	1	4	1	0	2	0	0	0	0	9-3	12-0	0	2.84	95
Jun 17	vs Texas	*	5.0	4	2	2	1	4	0	1	0	0	0	0	0	11-5	13-0	0	2.88	81
Totals		18	106.1	89	38	34	24	96	10	1	18	1	3	7	0	125-57	13-0	0	2.88	-

#46 Barrett Loseke - 6 games (All games)

Date	Opponent	Pos	AB	R	H	RBI	2B	3B	HR	BB	SB	CS	HBP	SAC	SF	GDP	K	PO	A	E	Avg
Feb 25	at San Diego	*p	0	0	0	0	0	0	0	0	0	0	0	0	0	0	0	0	1	0	.000
Mar 27	at Memphis	p	0	0	0	0	0	0	0	0	0	0	0	0	0	0	0	0	1	0	.000
Apr 17	MISSOURI STATE	p	0	0	0	0	0	0	0	0	0	0	0	0	0	0	0	0	1	0	.000
May 04	at LSU	p	0	0	0	0	0	0	0	0	0	0	0	0	0	0	0	0	1	0	.000
May 06	at LSU	p	0	0	0	0	0	0	0	0	0	0	0	0	0	0	0	0	2	0	.000
May 18	at Georgia	p	0	0	0	0	0	0	0	0	0	0	0	0	0	0	0	1	2	0	.000
Totals		1gs	0	0	0	0	0	0	0	0	0	0	0	0	0	0	0	1	8	0	.000

On base pct. .000 • Slugging pct. .000

#46 Barrett Loseke - 25 appearances (All games)

Date	Opponent	GS	IP	H	R	ER	BB	SO	2B	3B	HR	WP	BK	HBP	IBB	Score	W-L	Sv	ERA	NP
Feb 16	BUCKNELL		1.0	0	0	0	0	2	0	0	0	0	0	0	0	14-2	0-0	0	0.00	10
Feb 25	at San Diego	*	2.2	4	2	2	0	2	1	0	1	0	0	0	0	6-7	0-0	0	4.91	46
Mar 04	USC		0.0	1	2	2	1	0	0	0	0	0	0	0	0	7-6	0-0	0	9.82	10
Mar 14	TEXAS		0.1	2	1	1	1	1	1	0	0	0	1	0	0	7-5	0-0	0	11.25	16
Mar 21	at Charlotte	*	3.0	0	0	0	1	8	0	0	0	0	1	0	0	3-6	0-0	0	6.43	50
Mar 27	at Memphis		4.1	2	1	1	1	2	0	0	0	0	0	0	0	8-7	0-0	0	4.76	63
Mar 31	at Ole Miss		1.0	2	2	2	2	1	0	0	0	0	0	0	0	10-11	0-0	0	5.84	30
Apr 03	ULM		2.0	0	0	0	2	5	0	0	0	1	0	1	0	10-9	0-0	0	5.02	42
Apr 07	AUBURN		2.0	1	0	0	2	1	0	0	0	0	0	0	0	13-2	0-0	0	4.41	33
Apr 12	SOUTH CAROLINA		2.0	2	2	2	1	2	0	0	1	0	0	0	0	2-3	0-1	0	4.91	28
Apr 17	MISSOURI STATE		1.1	2	2	2	1	1	2	0	0	0	0	0	0	11-7	0-1	0	5.49	31
Apr 24	TEXAS TECH		4.2	0	0	0	0	10	0	0	0	0	0	0	0	5-1	0-1	1	4.44	52
Apr 28	ALABAMA		1.1	1	0	0	1	2	0	0	0	0	0	0	0	7-4	0-1	2	4.21	21
Apr 29	ALABAMA		2.1	1	0	0	3	5	0	0	0	0	0	0	0	9-7	1-1	2	3.86	48
May 04	at LSU		2.1	1	0	0	3	2	0	0	0	0	0	0	0	5-4	2-1	2	3.56	41
May 06	at LSU		1.2	0	0	0	0	1	0	0	0	0	0	0	0	5-7	2-1	2	3.38	14
May 12	TEXAS A&M		1.2	2	1	1	1	2	0	0	0	1	0	0	0	3-1	2-1	3	3.48	28
May 13	TEXAS A&M		0.2	1	0	0	0	0	0	0	0	0	0	0	0	6-3	2-1	3	3.41	5
May 18	at Georgia		4.1	4	1	1	2	2	1	0	0	0	1	0	2	7-8	2-2	3	3.26	-
May 23	vs South Carolina		0.2	1	0	0	0	0	0	0	0	0	0	0	0	13-8	2-2	3	3.20	11
May 25	vs Florida		1.0	1	1	1	1	2	0	0	0	0	0	0	0	8-2	2-2	3	3.35	27
Jun 09	SOUTH CAROLINA		3.0	0	0	0	1	4	0	0	0	0	0	0	0	9-3	2-2	4	3.12	49
Jun 11	SOUTH CAROLINA		2.1	1	1	1	2	2	0	0	1	0	0	0	0	14-4	3-2	4	3.15	43
Jun 17	vs Texas		1.2	2	0	0	1	2	0	0	0	0	0	0	0	11-5	3-2	4	3.04	36
Jun 20	vs Texas Tech		3.0	2	0	0	0	5	0	0	0	0	0	0	0	7-4	4-2	4	2.86	41
Totals		2	50.1	33	16	16	27	64	5	0	3	2	3	1	2	200-126	4-2	4	2.86	-

Individual Game-By-Game

2018 Arkansas Baseball
Individual Game-by-Game for Arkansas (as of Jun 20, 2018)

#31 Caleb Bolden - 5 games (All games)

Date	Opponent	Pos	AB	R	H	RBI	2B	3B	HR	BB	SB	CS	HBP	SAC	SF	GDP	K	PO	A	E	Avg	
Feb 18	BUCKNELL	p	0	0	0	0	0	0	0	0	0	0	0	0	0	0	0	0	1	0	0	.000
Feb 28	DAYTON	*p	0	0	0	0	0	0	0	0	0	0	0	0	0	0	0	1	2	0	0	.000
Mar 09	KENT STATE-2	p	0	0	0	0	0	0	0	0	0	0	0	0	0	0	0	0	1	0	0	.000
Mar 14	TEXAS	p	0	0	0	0	0	0	0	0	0	0	0	0	0	0	0	0	1	0	0	.000
Apr 04	ULM	*p	0	0	0	0	0	0	0	0	0	0	0	0	0	0	0	1	1	0	0	.000
Totals		2gs	0	0	0	0	0	0	0	0	0	0	0	0	0	0	0	3	5	0	0	.000

On base pct. .000 • Slugging pct. .000

#31 Caleb Bolden - 10 appearances (All games)

Date	Opponent	GS	IP	H	R	ER	BB	SO	2B	3B	HR	WP	BK	HBP	IBB	Score	W-L	Sv	ERA	NP
Feb 18	BUCKNELL		3.0	2	0	0	1	0	0	0	0	0	0	0	0	3-1	0-0	0	0.00	39
Feb 28	DAYTON	*	6.0	7	0	0	0	6	0	0	0	0	0	0	0	18-1	1-0	0	0.00	81
Mar 09	KENT STATE-2		0.2	1	3	3	3	1	0	0	0	0	0	0	0	4-10	1-0	0	2.79	27
Mar 14	TEXAS		3.0	1	0	0	2	3	1	0	0	0	0	0	0	7-5	2-0	0	2.13	39
Mar 24	at Florida		1.0	1	3	3	2	0	0	0	0	0	0	0	0	2-17	2-0	0	3.95	15
Apr 04	ULM	*	7.0	7	0	0	0	5	1	0	0	1	0	1	0	4-0	3-0	0	2.61	94
Apr 10	GRAMBLING STATE	*	5.0	4	2	2	2	6	0	0	0	2	0	1	0	7-6	3-0	0	2.81	80
Apr 17	MISSOURI STATE	*	1.0	4	3	3	1	2	0	0	0	0	0	0	0	11-7	3-0	0	3.71	24
Apr 29	ALABAMA		2.0	3	1	1	2	2	0	0	1	2	0	0	0	9-7	3-0	0	3.77	35
Jun 02	SOUTHERN MISS		0.0	3	2	2	0	0	1	0	1	0	0	0	0	10-2	3-0	0	4.40	11
Totals		4	28.2	33	14	14	13	25	3	0	2	5	0	2	0	75-56	3-0	0	4.40	-

Individual Game-By-Game

2018 Arkansas Baseball
Individual Game-by-Game for Arkansas (as of Jun 20, 2018)

#15 Casey Martin - 63 games (All games)

Date	Opponent	Pos	AB	R	H	RBI	2B	3B	HR	BB	SB	CS	HBP	SAC	SF	GDP	K	PO	A	E	Avg
Feb 16	BUCKNELL	*2b	1	0	0	0	0	0	0	0	0	0	1	0	0	0	0	1	1	1	.000
Feb 17	BUCKNELL	*3b/of	6	3	4	5	1	0	1	0	1	0	0	0	1	0	0	2	0	0	.571
Feb 21	vs Arizona	pr	0	0	0	0	0	0	0	1	0	0	0	0	0	0	0	0	0	0	.571
Feb 23	vs Cal Poly	pr	0	0	0	0	0	0	0	0	0	0	0	0	0	0	0	0	0	0	.571
Feb 24	at San Diego State	*3b	2	1	0	0	0	0	0	1	0	0	0	1	0	0	1	1	0	0	.444
Feb 25	at San Diego	*3b	2	0	0	0	0	0	0	1	0	0	0	1	0	0	1	0	0	0	.364
Feb 28	DAYTON	*2b/3b	5	2	2	6	0	0	2	0	0	0	0	0	0	0	0	1	0	0	.375
Mar 01	DAYTON	*3b	3	1	2	1	0	0	0	0	2	0	0	0	0	0	1	1	0	0	.421
Mar 02	USC	*3b	3	0	1	0	0	0	0	0	0	0	0	0	0	0	1	1	1	0	.409
Mar 03	USC	*3b	3	0	1	0	0	0	0	1	0	0	0	0	0	0	1	2	0	0	.400
Mar 04	USC	*3b	4	2	2	0	1	0	0	0	0	0	0	0	0	0	0	0	0	0	.414
Mar 09	KENT STATE-1	*3b	5	0	2	0	1	0	0	0	0	1	0	0	0	0	2	0	1	0	.412
Mar 09	KENT STATE-2	*3b	3	1	1	1	0	0	0	1	0	0	0	0	0	0	1	1	4	0	.405
Mar 11	KENT STATE	*3b	4	2	2	2	1	0	1	1	0	0	0	0	0	0	2	0	1	1	.415
Mar 13	TEXAS	*3b	4	1	1	3	0	0	1	1	0	0	0	0	0	0	1	1	1	0	.400
Mar 14	TEXAS	*3b	3	3	2	2	0	0	1	1	0	0	0	0	0	0	0	0	3	0	.417
Mar 16	KENTUCKY	*3b	4	2	1	0	0	0	0	1	0	0	0	0	0	0	0	0	1	0	.404
Mar 17	KENTUCKY-1	*3b	5	1	2	0	0	0	0	0	0	0	0	0	0	0	3	1	0	0	.404
Mar 17	KENTUCKY-2	*3b	4	1	1	2	0	0	1	1	0	0	0	1	0	0	2	0	3	0	.393
Mar 21	at Charlotte	*2b/3b	4	0	0	0	0	0	0	0	0	0	0	0	0	0	2	1	2	0	.369
Mar 23	at Florida	*3b	3	0	0	0	0	0	0	1	0	0	0	0	0	0	2	0	0	0	.353
Mar 24	at Florida	*3b	3	0	0	0	0	0	0	1	0	0	0	0	0	0	0	0	2	0	.338
Mar 25	at Florida	ph/3b	2	0	1	0	0	0	0	0	0	0	0	0	0	0	0	2	2	0	.342
Mar 27	at Memphis	*3b	5	0	2	3	0	0	0	0	0	0	0	0	0	0	1	2	2	0	.346
Mar 29	at Ole Miss	*3b	4	0	2	1	0	0	0	1	0	0	0	0	0	0	1	0	2	0	.354
Mar 30	at Ole Miss	*3b	5	1	2	0	0	0	0	0	0	0	0	0	0	0	1	1	4	1	.356
Mar 31	at Ole Miss	*3b	5	0	1	0	0	0	0	0	0	0	0	0	0	0	0	3	1	0	.348
Apr 03	ULM	*3b	3	2	0	0	0	0	0	3	0	0	0	0	0	0	0	1	0	1	.337
Apr 04	ULM	*3b	3	0	0	0	0	0	0	0	0	0	1	0	0	0	2	0	1	0	.327
Apr 06	AUBURN	*3b	4	0	1	0	0	0	0	0	0	0	0	0	0	0	2	1	1	0	.324
Apr 07	AUBURN	*3b	3	0	1	1	0	0	0	1	0	0	0	0	0	0	0	0	0	0	.324
Apr 08	AUBURN	*3b	3	1	1	1	1	0	0	1	0	0	0	0	0	0	1	1	0	0	.324
Apr 10	GRAMBLING STATE	ph/3b	3	1	1	0	0	0	0	0	0	0	0	0	0	0	0	0	1	0	.324
Apr 12	SOUTH CAROLINA	*3b	5	0	2	0	1	0	0	0	0	0	0	0	0	1	1	0	1	0	.328
Apr 14	SOUTH CAROLINA-1	*3b	3	0	1	0	0	0	0	0	0	0	0	0	0	0	0	0	1	0	.328
Apr 14	SOUTH CAROLINA-2	*3b	2	0	0	0	0	0	0	1	0	0	0	0	0	0	1	0	1	0	.322
Apr 17	MISSOURI STATE	*3b	3	2	2	4	1	0	1	1	0	0	1	0	0	0	0	0	1	0	.331
Apr 20	at Mississippi State	*3b	4	1	1	0	0	0	0	1	0	0	0	0	0	0	2	0	3	0	.328
Apr 21	at Mississippi State-1	*3b	5	0	3	0	0	0	0	0	1	0	0	0	0	0	1	1	1	1	.338
Apr 21	at Mississippi State-2	*3b/2b	5	1	1	1	0	0	0	0	0	0	0	0	0	0	2	1	0	0	.333
Apr 27	ALABAMA	*2b	4	1	2	2	0	0	1	0	0	0	0	0	0	0	1	2	3	0	.338
Apr 28	ALABAMA	*2b	2	0	0	1	0	0	0	2	0	0	0	0	0	0	0	2	1	0	.333
Apr 29	ALABAMA	*2b	5	1	2	1	0	0	1	0	0	0	0	0	0	0	1	2	2	1	.336
May 04	at LSU	*2b	4	0	2	0	0	0	0	0	1	0	0	0	0	0	2	5	3	0	.340
May 05	at LSU	*2b	5	0	3	0	1	0	0	0	0	0	0	0	0	0	1	3	1	0	.348
May 06	at LSU	*3b	4	0	0	0	0	0	0	0	0	0	0	0	0	0	0	0	1	0	.340
May 11	TEXAS A&M	*3b	4	0	3	1	0	0	0	0	1	0	0	0	1	0	0	0	0	0	.349
May 12	TEXAS A&M	*3b	4	1	0	0	0	0	0	1	0	0	0	0	0	0	0	2	1	4	.341
May 13	TEXAS A&M	*3b	3	1	0	0	0	0	0	1	0	0	0	0	0	0	0	0	0	0	.335
May 17	at Georgia	*3b	5	2	4	0	0	0	0	0	0	0	0	0	0	0	1	0	2	2	.348
May 18	at Georgia	*3b	4	0	1	0	1	0	0	2	0	0	0	0	0	0	0	3	3	1	.346
May 19	at Georgia	*3b	4	0	1	0	0	0	0	0	0	0	0	0	0	0	2	0	0	0	.344
May 23	vs South Carolina	*3b	5	2	2	3	0	0	2	0	0	0	0	0	0	0	1	0	2	2	.346
May 25	vs Florida	*3b	4	1	2	2	0	0	1	0	1	0	0	0	0	0	2	1	5	0	.349
May 26	vs LSU	*3b	3	0	0	0	0	0	0	0	0	0	0	0	0	0	1	0	4	0	.343
Jun 01	ORAL ROBERTS	*3b	4	0	1	0	1	0	0	0	0	0	1	0	0	0	0	0	2	0	.342
Jun 02	SOUTHERN MISS	*3b	5	0	2	1	0	0	0	0	0	0	0	0	0	0	1	0	0	0	.343
Jun 03	DALLAS BAPTIST	*3b	4	0	0	0	0	0	0	0	0	0	0	0	0	0	0	1	4	0	.336
Jun 09	SOUTH CAROLINA	*3b	5	2	2	0	1	0	0	0	0	0	0	0	0	0	1	0	2	1	.338
Jun 10	SOUTH CAROLINA	*3b	4	1	2	0	0	0	0	0	1	0	1	0	0	0	2	3	3	0	.341
Jun 11	SOUTH CAROLINA	*3b	4	2	2	2	1	0	0	0	0	0	1	0	0	0	1	1	3	0	.344
Jun 17	vs Texas	*3b	4	1	2	1	0	0	0	1	0	0	0	0	0	0	1	1	2	0	.346
Jun 20	vs Texas Tech	*3b	5	2	2	0	1	0	0	0	0	0	0	0	0	0	3	2	0	0	.348
Totals		58gs	233	46	81	47	13	0	13	27	8	1	6	3	2	1	58	52	90	12	.348

On base pct. .425 • Slugging pct. .571

Individual Game-By-Game

2018 Arkansas Baseball
Individual Game-by-Game for Arkansas (as of Jun 20, 2018)

#12 Casey Opitz - 19 games (All games)

Date	Opponent	Pos	AB	R	H	RBI	2B	3B	HR	BB	SB	CS	HBP	SAC	SF	GDP	K	PO	A	E	Avg
Feb 16	BUCKNELL	c/of	1	0	0	0	0	0	0	1	0	0	0	0	0	0	0	5	0	0	.000
Feb 17	BUCKNELL	c/of	3	0	0	0	0	0	0	0	0	0	0	0	0	0	1	5	0	0	.000
Feb 25	at San Diego	*c	3	2	2	1	1	0	0	0	0	0	0	0	0	0	1	6	0	1	.286
Feb 28	DAYTON	pr/of	2	1	0	0	0	0	0	0	0	0	0	0	0	0	1	0	0	0	.222
Mar 01	DAYTON	*c	4	2	2	1	1	0	0	0	0	0	0	0	0	0	1	11	2	0	.308
Mar 04	USC	*c	0	0	0	0	0	0	0	0	0	0	0	0	0	0	0	0	0	0	.308
Mar 09	KENT STATE-2	*c	3	0	0	0	0	0	0	0	0	0	1	0	0	0	1	9	2	0	.250
Mar 17	KENTUCKY-1	c	0	0	0	0	0	0	0	0	0	0	0	0	0	0	0	2	0	0	.250
Mar 24	at Florida	c	1	0	0	0	0	0	0	1	0	0	0	0	0	0	1	6	0	0	.235
Mar 27	at Memphis	c	0	0	0	0	0	0	0	0	0	0	0	0	0	0	0	2	0	0	.235
Apr 03	ULM	*c	2	1	1	1	0	0	0	1	0	0	0	1	1	0	0	11	4	0	.263
Apr 07	AUBURN	c	0	0	0	0	0	0	0	0	0	0	0	0	0	0	0	1	0	0	.263
Apr 10	GRAMBLING STATE	*c	2	0	0	0	0	0	0	0	0	0	0	0	0	0	0	9	3	0	.238
Apr 21	at Mississippi State-2	*c	3	0	1	1	0	0	0	0	0	0	0	0	0	0	0	3	7	1	.250
May 13	TEXAS A&M	c	0	0	0	1	0	0	0	0	0	0	0	0	1	0	0	2	0	0	.250
May 17	at Georgia	*c	3	0	0	0	0	0	0	0	0	0	0	0	0	0	2	5	1	0	.222
May 23	vs South Carolina	c	0	0	0	0	0	0	0	0	0	0	0	0	0	0	0	1	0	0	.222
Jun 01	ORAL ROBERTS	c	0	0	0	0	0	0	0	0	0	0	0	0	0	0	0	1	0	0	.222
Jun 02	SOUTHERN MISS	c	0	0	0	0	0	0	0	0	0	0	0	0	0	0	0	1	0	0	.222
Totals		7gs	27	6	6	5	2	0	0	3	0	0	1	1	2	0	8	80	19	2	.222

On base pct. .303 • Slugging pct. .296

#57 Cody Scroggins - 4 games (All games)

Date	Opponent	Pos	AB	R	H	RBI	2B	3B	HR	BB	SB	CS	HBP	SAC	SF	GDP	K	PO	A	E	Avg
Mar 03	USC	p	0	0	0	0	0	0	0	0	0	0	0	0	0	0	0	0	1	0	.000
Apr 04	ULM	p	0	0	0	0	0	0	0	0	0	0	0	0	0	0	0	0	1	0	.000
Apr 21	at Mississippi State-1	p	0	0	0	0	0	0	0	0	0	0	0	0	0	0	0	0	1	0	.000
Jun 10	SOUTH CAROLINA	p	0	0	0	0	0	0	0	0	0	0	0	0	0	0	0	0	1	0	.000
Totals		0gs	0	0	0	0	0	0	0	0	0	0	0	0	0	0	0	0	4	0	.000

On base pct. .000 • Slugging pct. .000

#57 Cody Scroggins - 15 appearances (All games)

Date	Opponent	GS	IP	H	R	ER	BB	SO	2B	3B	HR	WP	BK	HBP	IBB	Score	W-L	Sv	ERA	NP
Feb 17	BUCKNELL		1.0	0	0	0	0	2	0	0	0	0	0	0	0	32-4	0-0	0	0.00	11
Feb 21	vs Arizona		0.2	1	0	0	2	2	0	0	0	0	0	0	0	1-0	0-0	0	0.00	20
Mar 03	USC		1.0	0	0	0	0	0	0	0	0	0	0	0	0	1-3	0-0	0	0.00	10
Mar 09	KENT STATE-2		0.0	0	1	1	1	0	0	0	0	1	0	0	0	4-10	0-0	0	3.38	5
Mar 21	at Charlotte		0.1	0	1	0	1	1	0	0	0	0	0	1	0	3-6	0-0	0	3.00	10
Apr 04	ULM		2.0	0	0	0	1	2	0	0	0	0	0	0	0	4-0	0-0	0	1.80	28
Apr 12	SOUTH CAROLINA		1.0	0	0	0	1	0	0	0	0	0	0	0	0	2-3	0-0	0	1.50	12
Apr 21	at Mississippi State-1		0.2	0	1	1	1	0	0	0	0	0	0	1	0	3-5	0-0	0	2.70	13
Apr 28	ALABAMA		0.2	1	1	1	1	2	0	0	0	0	0	0	0	7-4	0-0	0	3.68	15
May 06	at LSU		1.0	2	1	1	0	1	0	0	0	0	0	0	0	5-7	0-0	0	4.32	15
May 13	TEXAS A&M		0.1	1	1	1	0	1	0	0	0	2	0	0	0	6-3	0-0	0	5.19	14
May 18	at Georgia		1.0	2	2	2	0	1	0	0	1	0	0	0	0	7-8	0-0	0	6.52	-
Jun 01	ORAL ROBERTS		1.0	2	0	0	1	1	1	0	0	0	0	0	0	10-2	0-0	0	5.91	21
Jun 10	SOUTH CAROLINA		2.1	1	0	0	2	2	0	0	0	0	0	0	0	5-8	0-0	0	4.85	36
Jun 17	vs Texas		1.0	1	1	1	2	1	1	0	0	0	0	0	0	11-5	0-0	0	5.14	22
Totals		0	14.0	11	9	8	12	17	2	0	1	3	0	2	0	101-68	0-0	0	5.14	-

Individual Game-By-Game

2018 Arkansas Baseball
Individual Game-by-Game for Arkansas (as of Jun 20, 2018)

#20 Carson Shaddy - 55 games (All games)

Date	Opponent	Pos	AB	R	H	RBI	2B	3B	HR	BB	SB	CS	HBP	SAC	SF	GDP	K	PO	A	E	Avg
Feb 16	BUCKNELL	*2b	2	1	1	4	0	0	1	2	0	0	0	0	0	0	1	0	1	0	.500
Feb 17	BUCKNELL	*2b	2	2	2	4	1	0	1	2	0	0	0	0	0	0	0	0	0	0	.750
Feb 18	BUCKNELL	*2b	3	0	1	1	0	0	0	0	0	0	1	0	0	0	1	0	2	0	.571
Feb 21	vs Arizona	*2b	2	0	0	0	0	0	0	1	0	0	0	0	0	0	1	2	3	0	.444
Feb 23	vs Cal Poly	*2b	4	1	2	0	0	0	0	0	0	0	0	0	0	0	2	3	5	0	.462
Feb 24	at San Diego State	*2b	5	0	0	0	0	0	0	0	0	0	0	0	0	0	0	1	2	0	.333
Feb 25	at San Diego	*2b	4	2	1	0	0	0	0	0	0	0	0	0	0	0	1	0	1	0	.318
Feb 28	DAYTON	of	2	0	0	0	0	0	0	0	0	0	0	0	0	0	2	1	0	0	.292
Mar 01	DAYTON	*2b	4	1	1	0	0	1	0	0	0	0	0	0	0	0	1	1	5	0	.286
Mar 02	USC	*2b	2	0	0	0	0	0	0	0	0	0	1	0	0	0	0	1	4	0	.267
Mar 03	USC	*2b	4	0	0	0	0	0	0	0	0	0	0	0	0	0	2	1	7	0	.235
Mar 09	KENT STATE-1	*2b	4	2	3	2	0	0	1	0	1	0	0	0	0	0	1	0	3	0	.289
Mar 09	KENT STATE-2	*2b	4	0	0	0	0	0	0	0	0	0	0	0	0	1	1	3	0	1	.262
Mar 11	KENT STATE	*2b	4	2	1	1	0	0	1	0	0	0	1	0	0	1	0	3	4	0	.261
Mar 13	TEXAS	*2b	4	2	2	0	0	0	0	0	0	0	0	0	0	0	2	2	4	0	.280
Mar 16	KENTUCKY	*2b	4	1	1	0	1	0	0	0	0	0	0	0	0	0	1	1	2	0	.278
Mar 17	KENTUCKY-1	*2b	5	2	3	1	1	0	0	0	0	0	0	0	0	0	1	1	5	0	.305
Mar 17	KENTUCKY-2	*2b	4	3	3	3	1	0	2	1	0	0	0	0	0	0	0	2	1	1	.333
Mar 21	at Charlotte	ph/2b	1	0	0	0	0	0	0	0	0	0	0	1	0	0	1	1	0	0	.328
Mar 23	at Florida	*2b	3	0	1	3	0	0	0	0	1	0	0	0	1	0	2	2	1	0	.328
Mar 24	at Florida	*2b	3	0	1	0	0	0	0	1	0	0	0	0	0	0	2	2	3	0	.329
Mar 25	at Florida	*2b	2	0	1	0	0	0	0	1	0	0	1	0	0	0	0	0	1	0	.333
Mar 27	at Memphis	*2b	5	1	2	3	0	0	0	0	0	1	0	0	0	1	1	2	3	0	.338
Mar 29	at Ole Miss	*2b	4	2	3	2	0	0	1	0	1	0	0	0	0	0	0	2	2	0	.358
Mar 30	at Ole Miss	*2b	2	0	1	1	0	0	0	2	0	1	0	0	0	0	0	2	5	1	.361
Mar 31	at Ole Miss	*2b	4	0	0	0	0	0	0	0	0	0	0	0	0	0	1	2	3	1	.345
Apr 03	ULM	*2b	3	0	2	0	0	0	0	0	0	0	2	0	0	0	0	3	4	1	.356
Apr 06	AUBURN	*2b	3	0	1	0	1	0	0	0	0	0	0	0	0	0	2	0	1	0	.355
Apr 07	AUBURN	*2b	3	1	2	1	1	0	0	0	0	0	0	1	1	0	1	2	3	0	.365
Apr 08	AUBURN	*2b	3	1	1	0	0	0	0	1	0	0	0	0	0	0	1	0	2	0	.364
Apr 10	GRAMBLING STATE	ph/2b	0	2	0	0	0	0	0	2	0	0	0	0	0	0	0	0	1	1	.364
Apr 12	SOUTH CAROLINA	*2b	3	0	1	0	0	0	0	1	0	0	0	0	0	0	1	0	3	0	.363
Apr 14	SOUTH CAROLINA-1	*2b	2	2	1	1	0	0	1	0	0	0	1	0	0	0	1	2	0	0	.365
Apr 14	SOUTH CAROLINA-2	*2b	2	1	1	2	0	0	1	1	0	0	0	0	0	0	1	6	1	0	.368
Apr 17	MISSOURI STATE	*2b	4	1	1	0	1	0	0	1	0	0	0	0	0	0	1	1	1	0	.364
Apr 20	at Mississippi State	*2b	4	0	0	0	0	0	0	0	0	0	0	0	0	0	2	0	1	0	.351
Apr 21	at Mississippi State-1	*2b	4	0	2	0	0	0	0	0	0	0	1	0	0	0	0	1	5	0	.356
May 06	at LSU	*2b	4	1	2	0	1	0	0	0	0	0	0	0	0	0	1	2	2	0	.361
May 11	TEXAS A&M	*2b	3	2	1	3	0	0	1	1	0	0	0	0	0	0	2	1	3	0	.360
May 12	TEXAS A&M	*2b	4	0	2	3	1	0	0	0	0	0	0	0	0	0	0	0	2	1	.364
May 13	TEXAS A&M	*2b	3	0	1	0	0	0	0	0	0	0	0	1	0	0	0	3	5	0	.364
May 17	at Georgia	*2b	3	1	1	2	0	0	0	2	0	0	0	0	0	0	1	3	3	0	.363
May 18	at Georgia	*2b	5	0	1	0	0	0	0	0	0	0	0	0	0	0	2	2	1	0	.357
May 19	at Georgia	*2b	4	1	1	0	1	0	0	0	0	0	0	0	0	0	3	3	5	0	.354
May 23	vs South Carolina	*2b	3	0	0	1	0	0	0	1	0	0	0	0	1	0	2	4	6	1	.347
May 25	vs Florida	*2b	5	0	0	0	0	0	0	0	0	0	0	0	0	1	2	2	1	0	.336
May 26	vs LSU	*2b	4	0	0	0	0	0	0	0	0	0	0	0	0	0	0	1	2	0	.327
Jun 01	ORAL ROBERTS	*2b	2	1	1	1	0	0	1	1	0	0	1	1	0	0	1	1	1	0	.329
Jun 02	SOUTHERN MISS	*2b	4	2	3	3	1	1	0	1	0	0	0	0	0	0	1	1	4	0	.340
Jun 03	DALLAS BAPTIST	*2b	4	0	0	1	0	0	0	0	0	0	0	0	0	0	2	0	1	0	.331
Jun 09	SOUTH CAROLINA	*2b	2	2	1	4	1	0	0	1	0	0	0	0	1	0	1	6	1	0	.333
Jun 10	SOUTH CAROLINA	*2b	3	1	2	2	0	0	1	1	1	0	0	0	0	0	1	2	2	0	.339
Jun 11	SOUTH CAROLINA	*2b	5	1	2	3	0	0	1	0	0	0	0	0	0	0	2	1	0	0	.341
Jun 17	vs Texas	*2b	5	1	2	1	0	0	0	0	0	0	0	0	0	0	0	1	1	0	.343
Jun 20	vs Texas Tech	*2b	3	1	1	1	0	0	0	1	0	0	0	0	0	0	1	2	1	0	.342
Totals		52gs	184	44	63	54	12	2	13	25	4	2	9	4	4	4	56	85	130	8	.342

On base pct. .437 • Slugging pct. .641

Individual Game-By-Game

2018 Arkansas Baseball
Individual Game-by-Game for Arkansas (as of Jun 20, 2018)

#8 Eric Cole - 65 games (All games)

Date	Opponent	Pos	AB	R	H	RBI	2B	3B	HR	BB	SB	CS	HBP	SAC	SF	GDP	K	PO	A	E	Avg
Feb 16	BUCKNELL	*of	5	2	2	1	0	0	0	1	0	0	0	0	0	0	1	4	0	0	.400
Feb 17	BUCKNELL	*of/of	2	3	1	0	0	0	0	3	0	0	0	0	0	0	0	2	0	0	.429
Feb 18	BUCKNELL	*of	3	1	3	1	0	0	1	1	1	0	0	0	0	0	0	2	0	0	.600
Feb 21	vs Arizona	*of	4	0	0	0	0	0	0	0	0	0	0	0	0	0	0	3	1	0	.429
Feb 23	vs Cal Poly	*of	4	1	1	0	0	0	0	0	0	0	0	0	0	0	1	1	0	0	.389
Feb 24	at San Diego State	*of	4	1	1	1	0	0	1	1	0	0	0	0	0	0	1	4	0	0	.364
Feb 25	at San Diego	*of	4	0	2	1	0	0	0	1	0	0	0	0	0	0	1	2	0	0	.385
Feb 28	DAYTON	*of	2	1	0	0	0	0	0	1	0	0	0	0	0	0	0	1	0	0	.357
Mar 01	DAYTON	*of/dh	3	2	1	0	0	0	0	1	1	0	0	0	0	0	1	2	0	0	.355
Mar 02	USC	*of	3	1	1	0	0	0	0	1	1	0	0	0	0	0	0	3	0	0	.353
Mar 03	USC	*of	4	1	1	1	0	0	1	0	1	0	0	0	0	1	0	0	0	0	.342
Mar 04	USC	*of	5	2	4	2	0	1	0	0	0	0	0	0	0	0	1	4	0	0	.395
Mar 09	KENT STATE-1	*of	2	1	1	3	0	0	1	3	0	1	0	0	0	0	0	1	0	0	.400
Mar 09	KENT STATE-2	*of	4	1	1	0	0	0	0	0	0	0	0	0	0	0	2	1	0	0	.388
Mar 11	KENT STATE	*of	5	1	1	0	1	0	0	0	0	0	0	0	0	0	1	2	0	0	.370
Mar 13	TEXAS	*of	5	1	3	3	2	0	0	0	0	0	0	0	0	0	0	1	1	0	.390
Mar 14	TEXAS	*of	5	1	1	0	1	0	0	0	0	0	0	0	0	0	2	0	0	0	.375
Mar 16	KENTUCKY	*of	5	1	1	1	0	0	1	0	0	0	0	0	0	0	2	2	0	0	.362
Mar 17	KENTUCKY-1	*of	5	2	2	1	0	0	1	1	0	0	0	0	0	0	1	0	0	0	.365
Mar 17	KENTUCKY-2	*of	6	3	4	1	1	0	0	0	0	0	0	0	0	0	0	1	0	0	.387
Mar 21	at Charlotte	*of	5	0	0	0	0	0	0	0	0	0	0	0	0	0	2	0	0	0	.365
Mar 23	at Florida	*of	5	0	1	0	0	0	0	0	0	0	0	0	0	0	2	1	0	0	.356
Mar 24	at Florida	*of	4	0	1	0	0	0	0	1	0	0	0	0	0	0	1	1	0	0	.351
Mar 25	at Florida	*of	3	1	0	0	0	0	0	2	0	0	0	0	0	0	1	4	0	0	.340
Mar 27	at Memphis	*of	3	1	0	0	0	0	0	1	0	0	1	0	0	0	1	2	0	0	.330
Mar 29	at Ole Miss	*of	5	1	2	0	0	0	0	0	0	0	0	0	0	0	2	3	0	0	.333
Mar 30	at Ole Miss	*of	5	0	3	1	1	0	0	0	0	0	0	0	0	0	1	0	0	0	.345
Mar 31	at Ole Miss	*of	5	1	2	3	0	0	1	0	0	0	0	0	0	0	0	1	0	0	.348
Apr 03	ULM	*of/of	5	2	1	0	0	0	0	1	0	0	0	0	0	0	1	0	1	0	.342
Apr 04	ULM	*of	4	0	2	0	1	0	0	0	0	0	0	0	0	0	0	1	0	0	.347
Apr 06	AUBURN	*of	4	0	0	0	0	0	0	0	0	0	0	0	0	0	1	5	0	0	.336
Apr 07	AUBURN	*of	6	1	3	2	0	0	0	0	0	0	0	0	0	0	0	1	1	0	.343
Apr 08	AUBURN	*of	4	1	2	2	1	0	0	1	0	0	0	0	0	0	0	3	0	0	.348
Apr 10	GRAMBLING STATE	*of	4	0	1	2	0	0	0	1	0	0	0	0	0	0	0	0	0	0	.345
Apr 12	SOUTH CAROLINA	*of	5	1	3	0	0	0	0	0	0	0	0	0	0	0	0	0	1	0	.354
Apr 14	SOUTH CAROLINA-1	*of	2	0	0	0	0	0	0	0	0	0	0	1	0	0	1	2	0	0	.349
Apr 14	SOUTH CAROLINA-2	*of	3	0	0	0	0	0	0	0	0	0	0	0	0	0	0	1	0	0	.342
Apr 17	MISSOURI STATE	*of	3	1	0	0	0	0	0	2	0	0	0	0	0	0	1	2	0	0	.335
Apr 20	at Mississippi State	*of	4	1	1	4	0	0	1	1	0	0	0	0	0	0	1	2	0	0	.333
Apr 21	at Mississippi State-1	*of	5	1	1	1	0	0	1	0	0	0	0	0	0	0	2	2	1	0	.329
Apr 21	at Mississippi State-2	*of	4	1	1	0	0	0	0	1	0	1	0	0	0	0	1	2	0	0	.327
Apr 24	TEXAS TECH	*of	4	2	1	0	0	0	0	0	0	1	0	0	0	0	0	0	0	0	.326
Apr 27	ALABAMA	*of	5	2	2	2	0	0	1	0	0	0	0	0	0	0	0	2	0	0	.328
Apr 28	ALABAMA	*of	3	0	0	1	0	0	0	1	0	0	0	0	1	1	0	1	0	0	.322
Apr 29	ALABAMA	*of	5	1	3	1	1	0	0	0	0	0	0	0	0	0	1	0	0	0	.330
May 04	at LSU	*of	4	2	3	2	1	0	2	1	0	0	0	0	0	0	0	4	0	0	.339
May 05	at LSU	*of	4	2	2	1	1	0	0	0	0	0	1	0	0	0	0	0	1	0	.342
May 06	at LSU	*of	4	0	0	0	0	0	0	0	0	0	0	0	0	0	0	6	0	0	.335
May 11	TEXAS A&M	*of	4	0	1	2	0	0	0	1	0	0	0	0	0	0	0	1	0	0	.333
May 12	TEXAS A&M	*of	5	1	2	0	1	0	0	0	0	0	0	0	0	0	2	2	0	0	.335
May 13	TEXAS A&M	*of	4	1	1	0	0	0	0	0	0	0	0	0	0	0	0	0	0	0	.333
May 17	at Georgia	*of	5	0	1	1	0	0	0	0	0	0	0	0	0	0	0	2	0	0	.330
May 18	at Georgia	*of	4	2	3	2	0	0	2	0	0	0	0	0	1	0	1	0	0	0	.338
May 19	at Georgia	*of	3	0	0	0	0	0	0	1	0	0	0	0	0	0	1	1	0	0	.333
May 23	vs South Carolina	*of	5	1	1	1	0	0	0	0	0	0	1	0	0	4	2	0	0	0	.330
May 25	vs Florida	*of	4	1	1	0	0	0	0	1	0	0	0	0	0	0	0	2	0	0	.329
May 26	vs LSU	*of	3	0	0	0	0	0	0	1	0	0	0	0	0	0	0	0	0	0	.325
Jun 01	ORAL ROBERTS	*of	4	1	1	0	0	0	0	1	0	0	0	0	0	0	0	2	0	0	.324
Jun 02	SOUTHERN MISS	*of	5	1	3	2	0	0	1	0	0	0	0	0	0	0	0	2	0	0	.329
Jun 03	DALLAS BAPTIST	*of	4	0	1	1	0	0	0	0	0	0	0	0	0	0	0	1	0	0	.328
Jun 09	SOUTH CAROLINA	*of	3	0	0	1	0	0	0	1	0	0	0	0	1	0	1	1	0	0	.324
Jun 10	SOUTH CAROLINA	*of	5	0	1	0	0	0	0	0	0	0	0	0	0	0	1	2	0	0	.322
Jun 11	SOUTH CAROLINA	*of	3	5	3	2	1	0	1	2	0	0	0	0	0	0	0	3	0	0	.329
Jun 17	vs Texas	*of	4	2	1	1	1	0	0	1	0	0	0	0	0	0	1	3	0	0	.328
Jun 20	vs Texas Tech	*of	4	1	2	0	0	0	0	1	0	0	0	0	0	0	0	1	0	0	.331
Totals		65gs	266	64	88	51	14	1	14	39	4	2	3	2	2	4	44	109	4	0	.331

On base pct. .419 • Slugging pct. .549

Individual Game-By-Game

2018 Arkansas Baseball
Individual Game-by-Game for Arkansas (as of Jun 20, 2018)

#27 Evan Lee - 20 games (All games)

Date	Opponent	Pos	AB	R	H	RBI	2B	3B	HR	BB	SB	CS	HBP	SAC	SF	GDP	K	PO	A	E	Avg
Feb 16	BUCKNELL	*1b	1	1	0	1	0	0	0	2	0	0	0	0	1	0	0	3	1	0	.000
Feb 18	BUCKNELL	*1b	2	0	0	0	0	0	0	2	0	0	0	0	0	0	0	9	1	1	.000
Feb 23	vs Cal Poly	*1b	2	0	0	0	0	0	0	1	0	0	0	0	0	0	1	8	1	1	.000
Feb 28	DAYTON	*dh	3	3	3	2	0	0	0	1	0	0	0	0	0	0	0	0	0	0	.375
Mar 04	USC	*dh	2	0	0	0	0	0	0	0	0	0	0	0	0	0	1	0	0	0	.300
Mar 14	TEXAS	*dh	3	1	2	2	1	0	0	0	0	0	0	1	0	0	1	0	0	0	.385
Mar 25	at Florida	*dh	5	1	2	1	0	0	1	0	0	0	0	0	0	0	2	0	0	0	.389
Mar 27	at Memphis	ph	1	0	0	0	0	0	0	0	0	0	0	0	0	0	0	0	0	0	.368
Mar 30	at Ole Miss	*p	0	0	0	0	0	0	0	0	0	0	0	0	0	0	0	0	1	0	.368
Apr 03	ULM	*dh/p	6	1	2	3	0	0	1	0	0	0	0	0	0	0	1	0	0	0	.360
Apr 04	ULM	*dh	4	0	2	1	0	0	0	0	0	0	0	0	0	0	0	0	0	0	.379
Apr 08	AUBURN	ph	1	0	0	0	0	0	0	0	0	0	0	0	0	0	1	0	0	0	.367
Apr 10	GRAMBLING STATE	*dh	5	1	1	0	0	0	0	0	0	0	0	0	0	0	0	0	0	0	.343
Apr 21	at Mississippi State-1	ph	1	1	1	1	0	0	1	1	0	0	0	0	0	0	0	0	0	0	.361
Apr 21	at Mississippi State-2	*dh	3	1	1	0	1	0	0	0	0	0	0	1	0	0	2	0	0	0	.359
Apr 27	ALABAMA	*dh	3	0	0	2	0	0	0	0	0	0	0	0	1	0	0	0	0	0	.333
Apr 29	ALABAMA	p	0	0	0	0	0	0	0	0	0	0	0	0	0	0	0	0	1	0	.333
May 04	at LSU	*dh	4	1	1	1	0	0	0	0	1	0	0	0	0	0	1	0	0	0	.326
May 05	at LSU	*dh	3	0	0	1	0	0	0	1	0	0	0	0	0	0	2	0	0	0	.306
May 17	at Georgia	ph	1	0	0	0	0	0	0	0	0	0	0	0	0	0	1	0	0	0	.300
Totals		15gs	50	11	15	15	2	0	3	8	1	0	0	2	2	0	13	20	5	2	.300

On base pct. .383 • Slugging pct. .520

#27 Evan Lee - 15 appearances (All games)

Date	Opponent	GS	IP	H	R	ER	BB	SO	2B	3B	HR	WP	BK	HBP	IBB	Score	W-L	Sv	ERA	NP
Feb 17	BUCKNELL		1.0	1	1	1	2	0	0	0	0	0	0	0	0	32-4	0-0	0	9.00	28
Feb 25	at San Diego		1.1	2	2	2	1	2	1	0	0	1	0	0	0	6-7	0-1	0	11.57	25
Mar 11	KENT STATE		4.1	2	0	0	0	1	0	0	0	0	0	0	0	11-4	1-1	0	4.05	47
Mar 17	KENTUCKY-2		2.0	5	3	2	0	4	0	0	0	0	0	0	0	16-9	1-1	0	5.19	32
Mar 30	at Ole Miss	*	1.0	4	3	2	1	0	1	0	0	0	0	0	0	4-5	1-2	0	6.52	26
Apr 03	ULM		0.2	1	0	0	0	1	0	0	0	0	0	0	0	10-9	2-2	0	6.10	10
Apr 12	SOUTH CAROLINA		1.2	3	0	0	0	1	1	0	0	0	0	0	0	2-3	2-2	0	5.25	30
Apr 17	MISSOURI STATE		1.0	3	2	2	2	0	1	0	0	0	0	1	0	11-7	2-2	0	6.23	27
Apr 24	TEXAS TECH		1.2	0	0	0	2	4	0	0	0	0	0	0	0	5-1	3-2	0	5.52	35
Apr 28	ALABAMA		2.0	0	0	0	0	1	0	0	0	0	0	0	0	7-4	4-2	0	4.86	26
Apr 29	ALABAMA		0.1	0	0	0	0	0	0	0	0	0	0	0	0	9-7	4-2	0	4.76	-
May 06	at LSU		0.2	1	0	0	0	0	0	0	0	0	0	0	0	5-7	4-2	0	4.58	14
May 13	TEXAS A&M		0.0	1	0	0	0	0	0	0	0	0	0	0	0	6-3	4-2	0	4.58	5
May 19	at Georgia		0.1	1	1	1	1	0	0	0	1	0	0	0	0	2-3	4-3	0	5.00	-
Jun 10	SOUTH CAROLINA		0.0	0	0	0	1	0	0	0	0	1	0	0	0	5-8	4-3	0	5.00	5
Totals		1	18.0	24	12	10	10	14	4	0	1	2	0	1	0	131-81	4-3	0	5.00	-

Individual Game-By-Game

2018 Arkansas Baseball
Individual Game-by-Game for Arkansas (as of Jun 20, 2018)

#33 Grant Koch - 62 games (All games)

Date	Opponent	Pos	AB	R	H	RBI	2B	3B	HR	BB	SB	CS	HBP	SAC	SF	GDP	K	PO	A	E	Avg
Feb 16	BUCKNELL	*c	1	1	0	0	0	0	0	3	0	0	0	0	0	0	0	4	0	0	.000
Feb 17	BUCKNELL	*c	2	2	1	3	0	0	1	1	0	0	0	0	1	0	1	7	0	0	.333
Feb 18	BUCKNELL	*c	4	1	1	0	0	0	0	0	0	0	0	0	0	1	1	9	0	0	.286
Feb 21	vs Arizona	*c	3	0	1	0	0	0	0	1	0	0	0	0	0	0	1	11	0	0	.300
Feb 23	vs Cal Poly	*c	4	0	0	0	0	0	0	0	0	0	0	0	0	0	3	9	0	0	.214
Feb 24	at San Diego State	*c	3	1	0	0	0	0	0	1	0	0	0	0	0	0	1	11	1	0	.176
Feb 25	at San Diego	ph/c	1	0	1	2	0	0	0	0	0	0	0	0	0	0	0	1	0	0	.222
Feb 28	DAYTON	*c	3	0	1	0	0	0	0	0	0	0	0	0	0	0	0	4	0	0	.238
Mar 02	USC	*c	4	0	2	0	0	0	0	0	0	0	0	0	0	0	0	6	2	0	.280
Mar 03	USC	*c	4	0	1	0	0	0	0	0	0	0	0	0	0	0	1	4	1	0	.276
Mar 04	USC	*c	4	1	2	1	1	0	0	0	0	0	0	0	0	0	1	6	0	0	.303
Mar 09	KENT STATE-1	*c	4	1	1	2	0	0	1	0	0	0	0	0	0	0	1	8	3	0	.297
Mar 11	KENT STATE	*c	2	1	1	0	0	0	0	3	1	0	0	0	0	0	0	3	1	0	.308
Mar 13	TEXAS	*c	3	2	2	0	0	0	0	1	0	0	0	0	0	0	1	3	0	0	.333
Mar 14	TEXAS	*c	2	0	0	0	0	0	0	2	0	0	0	0	0	0	0	9	1	0	.318
Mar 16	KENTUCKY	*c	4	2	2	4	0	0	2	1	0	0	0	0	0	0	1	9	1	0	.333
Mar 17	KENTUCKY-1	*c	4	1	2	0	0	0	0	0	0	0	0	0	0	0	0	7	2	0	.346
Mar 17	KENTUCKY-2	*c	5	1	1	2	0	0	0	0	0	0	0	0	0	0	0	10	1	0	.333
Mar 21	at Charlotte	*c	3	0	0	0	0	0	0	1	0	0	0	0	0	0	0	11	1	1	.317
Mar 23	at Florida	*c	4	0	1	0	0	0	0	0	0	0	0	0	0	0	1	14	0	0	.312
Mar 24	at Florida	*c	2	1	1	2	0	0	1	0	0	0	0	0	0	0	0	3	0	0	.318
Mar 25	at Florida	*c	4	0	0	0	0	0	0	1	0	0	0	0	0	0	1	5	1	0	.300
Mar 27	at Memphis	*c	4	0	1	0	0	0	0	1	0	0	0	0	0	0	1	7	2	0	.297
Mar 29	at Ole Miss	*c	4	0	0	1	0	0	0	0	0	0	0	0	1	0	2	11	2	0	.282
Mar 30	at Ole Miss	*c	4	1	1	1	1	0	0	1	0	0	0	0	0	0	1	5	2	0	.280
Mar 31	at Ole Miss	*c	3	2	1	3	0	0	1	1	0	0	0	0	1	0	0	7	0	0	.282
Apr 04	ULM	*c	3	0	0	1	0	0	0	0	0	0	0	0	0	0	1	8	0	0	.273
Apr 06	AUBURN	*c	2	0	1	1	0	0	0	1	0	0	0	0	0	0	0	7	0	0	.278
Apr 07	AUBURN	*c	4	2	2	1	1	0	0	1	0	0	0	0	0	0	0	7	0	0	.287
Apr 08	AUBURN	*c	4	1	0	0	0	0	0	0	0	0	0	0	0	0	1	12	1	0	.276
Apr 10	GRAMBLING STATE	*c	1	0	0	0	0	0	0	0	0	0	0	0	0	0	1	3	0	0	.273
Apr 12	SOUTH CAROLINA	*c	3	0	1	1	0	0	0	0	0	0	0	0	1	0	0	10	2	0	.275
Apr 14	SOUTH CAROLINA-1	*c	2	0	0	0	0	0	0	1	0	0	0	0	0	0	1	7	0	0	.269
Apr 14	SOUTH CAROLINA-2	*c	2	0	0	0	0	0	0	1	0	0	0	0	0	0	1	2	0	0	.264
Apr 17	MISSOURI STATE	*c	3	1	1	2	0	0	0	1	1	0	1	0	0	0	0	12	0	0	.266
Apr 20	at Mississippi State	*c	3	0	2	0	0	0	0	0	1	0	1	0	0	0	0	10	0	0	.277
Apr 21	at Mississippi State-1	*c	5	0	1	0	0	0	0	0	0	0	0	0	0	1	1	4	0	0	.274
Apr 21	at Mississippi State-2	dh	1	0	0	0	0	0	0	0	0	0	0	0	0	0	0	0	0	0	.271
Apr 24	TEXAS TECH	*c	4	0	2	0	1	0	0	0	0	0	0	0	0	0	2	16	1	0	.279
Apr 27	ALABAMA	*c	3	0	0	0	0	0	0	1	0	0	0	0	0	0	0	10	0	0	.272
Apr 28	ALABAMA	*c	3	1	0	0	0	0	0	1	0	0	0	0	0	0	2	16	0	0	.266
Apr 29	ALABAMA	*c	3	2	2	1	0	0	0	2	0	1	0	0	0	0	0	13	1	0	.275
May 04	at LSU	*c	4	1	1	1	0	0	1	0	0	0	0	0	0	0	1	7	1	0	.274
May 05	at LSU	*c	4	0	0	0	0	0	0	0	0	0	0	0	0	0	0	8	0	0	.266
May 06	at LSU	*c	4	1	2	0	0	0	0	0	0	0	0	0	0	0	0	5	0	0	.273
May 11	TEXAS A&M	*c	3	1	0	0	0	0	0	1	0	0	0	0	0	0	1	15	0	0	.267
May 12	TEXAS A&M	*c	3	0	0	0	0	0	0	1	0	0	0	0	0	0	0	9	0	0	.262
May 13	TEXAS A&M	*c	3	0	1	0	0	0	0	0	0	0	0	0	0	1	1	7	1	0	.263
May 17	at Georgia	ph/c	2	0	0	0	0	0	0	0	0	0	0	0	0	0	0	4	0	0	.260
May 18	at Georgia	*c	3	2	1	0	1	0	0	2	0	0	0	0	0	0	0	7	0	0	.261
May 19	at Georgia	*c	3	0	2	2	1	0	0	1	0	0	0	0	0	0	1	6	2	0	.269
May 23	vs South Carolina	*c	4	1	1	0	0	0	0	1	0	0	0	0	0	0	0	5	0	0	.268
May 25	vs Florida	*c	4	0	0	0	0	0	0	0	0	0	0	0	0	0	1	12	0	0	.262
May 26	vs LSU	*c	3	0	0	0	0	0	0	0	0	0	0	0	0	0	3	10	1	0	.257
Jun 01	ORAL ROBERTS	*c	5	1	1	2	0	0	0	0	1	0	0	0	0	0	0	3	0	0	.256
Jun 02	SOUTHERN MISS	*c	4	0	0	0	0	0	0	1	0	0	0	0	0	0	0	5	0	0	.250
Jun 03	DALLAS BAPTIST	*c	4	0	1	1	0	0	0	0	0	0	0	0	0	0	0	9	0	0	.250
Jun 09	SOUTH CAROLINA	*c	4	0	1	0	0	0	0	0	0	0	0	0	0	0	3	8	0	0	.250
Jun 10	SOUTH CAROLINA	*c	4	1	1	0	0	0	0	0	0	0	0	0	0	0	1	2	0	0	.250
Jun 11	SOUTH CAROLINA	*c	3	1	1	0	0	0	0	1	0	0	0	0	0	0	2	12	0	0	.251
Jun 17	vs Texas	*c	4	1	1	0	0	0	0	1	0	0	0	0	0	0	0	10	0	0	.251
Jun 20	vs Texas Tech	*c	4	0	0	0	0	0	0	0	0	0	0	0	0	0	0	13	1	0	.246
Totals		58gs	203	35	50	34	6	0	7	36	4	1	2	0	4	3	42	478	32	1	.246

On base pct. .359 • Slugging pct. .379

Individual Game-By-Game

2018 Arkansas Baseball
Individual Game-by-Game for Arkansas (as of Jun 20, 2018)

#18 Heston Kjerstad - 65 games (All games)

Date	Opponent	Pos	AB	R	H	RBI	2B	3B	HR	BB	SB	CS	HBP	SAC	SF	GDP	K	PO	A	E	Avg
Feb 16	BUCKNELL	*of	4	3	3	1	1	0	0	0	0	0	1	0	0	0	0	2	0	0	.750
Feb 17	BUCKNELL	*of/of	2	2	2	2	0	0	0	0	0	0	2	0	0	0	0	0	0	0	.833
Feb 18	BUCKNELL	*of	3	0	1	0	1	0	0	0	0	0	1	0	0	0	0	2	1	0	.667
Feb 21	vs Arizona	*of	3	1	1	1	0	0	1	0	0	0	1	0	0	1	1	2	0	0	.583
Feb 23	vs Cal Poly	*of	4	0	1	1	0	0	0	0	0	0	0	0	0	0	0	1	0	0	.500
Feb 24	at San Diego State	*of	3	0	0	1	0	0	0	2	0	0	0	0	0	0	0	0	0	1	.421
Feb 25	at San Diego	*of	3	1	1	0	0	0	0	0	0	0	1	0	0	0	0	2	0	0	.409
Feb 28	DAYTON	*of/of	3	1	3	1	0	0	0	0	0	0	1	0	0	0	0	1	0	0	.480
Mar 01	DAYTON	*of/of	4	1	1	4	0	0	1	0	0	0	0	0	1	0	1	0	0	0	.448
Mar 02	USC	*of	4	0	1	1	0	0	0	0	0	0	0	0	0	0	1	2	0	0	.424
Mar 03	USC	*of	4	0	1	0	1	0	0	0	0	0	0	0	0	0	1	2	1	0	.405
Mar 04	USC	*of	3	0	1	1	0	0	0	1	0	0	1	0	0	1	1	1	0	0	.400
Mar 09	KENT STATE-1	*of	3	1	1	0	0	0	0	1	0	0	0	0	0	0	1	2	0	0	.395
Mar 09	KENT STATE-2	*of	4	0	0	1	0	0	0	0	0	0	0	0	0	0	2	0	0	0	.362
Mar 11	KENT STATE	*of	3	1	2	2	1	0	0	2	0	0	0	0	0	0	0	2	0	0	.380
Mar 13	TEXAS	*of	3	1	0	0	0	0	0	1	0	0	1	0	0	0	2	0	0	0	.358
Mar 14	TEXAS	*of	4	0	1	0	0	0	0	0	0	0	0	0	0	0	2	2	0	0	.351
Mar 16	KENTUCKY	*of	3	1	1	1	0	0	0	0	0	0	1	0	1	0	0	4	0	0	.350
Mar 17	KENTUCKY-1	*of	4	3	2	3	0	0	1	0	0	0	1	0	0	0	1	1	0	0	.359
Mar 17	KENTUCKY-2	*of	3	1	1	2	0	0	0	1	0	0	0	0	1	0	1	3	0	0	.358
Mar 21	at Charlotte	*of	4	2	2	3	0	0	2	0	0	0	0	0	0	0	0	1	0	0	.366
Mar 23	at Florida	*of	3	3	3	2	1	0	1	1	0	0	0	0	0	0	0	4	0	0	.392
Mar 24	at Florida	*of	4	1	2	0	0	0	0	0	0	0	0	0	0	0	1	0	0	1	.397
Mar 25	at Florida	*of	5	1	2	0	2	0	0	0	0	0	0	0	0	0	1	1	0	0	.398
Mar 27	at Memphis	*of	3	2	1	0	1	0	0	2	1	0	0	0	0	0	0	1	0	0	.395
Mar 29	at Ole Miss	*of	5	0	1	0	0	0	0	0	0	0	0	0	0	0	2	0	0	0	.385
Mar 30	at Ole Miss	*of	4	0	1	0	0	0	0	1	0	0	0	0	0	0	2	1	0	0	.379
Mar 31	at Ole Miss	*of	5	2	3	2	1	0	1	0	0	0	0	0	0	0	0	1	0	0	.390
Apr 03	ULM	*of/of	6	0	3	1	0	0	0	0	0	0	0	0	0	0	0	2	0	1	.396
Apr 04	ULM	*of	4	1	2	1	0	0	1	0	0	0	0	0	0	0	1	4	0	0	.400
Apr 06	AUBURN	*of	4	0	0	0	0	0	0	0	0	0	0	0	0	0	1	1	0	0	.386
Apr 07	AUBURN	*of	4	2	1	0	0	0	0	1	0	0	0	0	0	0	0	1	2	0	.381
Apr 08	AUBURN	*of	5	0	1	1	0	0	0	0	0	0	0	0	0	0	3	2	0	0	.374
Apr 10	GRAMBLING STATE	*of	4	0	1	0	0	0	0	0	0	0	0	0	0	0	1	1	0	0	.370
Apr 12	SOUTH CAROLINA	*of	5	0	2	0	1	0	0	0	0	0	0	0	0	0	1	4	0	0	.371
Apr 14	SOUTH CAROLINA-1	*of	3	0	0	0	0	0	0	0	0	0	0	0	0	0	0	2	0	0	.363
Apr 14	SOUTH CAROLINA-2	*of	3	0	1	1	0	0	0	0	0	0	0	0	0	0	0	1	0	0	.362
Apr 17	MISSOURI STATE	*of	4	2	3	4	0	0	1	0	0	0	0	0	1	0	1	0	0	0	.373
Apr 20	at Mississippi State	*of	4	1	2	0	0	0	0	0	0	0	0	0	0	0	1	3	0	1	.377
Apr 21	at Mississippi State-1	*of	4	1	2	0	1	0	0	1	1	0	0	0	0	0	0	0	0	0	.380
Apr 21	at Mississippi State-2	*of	5	0	0	0	0	0	0	0	0	0	0	0	0	0	3	0	0	0	.368
Apr 24	TEXAS TECH	*of	4	2	1	0	0	0	1	0	0	0	0	0	0	0	0	0	0	0	.365
Apr 27	ALABAMA	*of	5	2	2	0	1	0	0	0	0	0	0	0	0	0	1	5	0	0	.366
Apr 28	ALABAMA	*of	3	1	1	1	0	0	0	1	0	0	0	0	0	0	1	1	0	0	.365
Apr 29	ALABAMA	*of	4	2	2	1	0	0	0	0	0	0	0	1	0	0	0	1	0	0	.368
May 04	at LSU	*of	2	0	0	0	0	0	1	0	0	0	1	0	0	1	0	1	0	0	.364
May 05	at LSU	*of	5	0	0	0	0	0	0	0	0	0	0	0	0	0	5	0	0	0	.354
May 06	at LSU	*of	4	2	2	3	0	0	1	0	0	0	0	0	0	0	0	1	0	0	.357
May 11	TEXAS A&M	*of	5	1	0	0	0	0	0	0	0	0	0	0	0	0	2	1	0	1	.348
May 12	TEXAS A&M	*of	4	1	2	0	1	0	0	0	0	0	0	0	0	0	0	3	0	0	.351
May 13	TEXAS A&M	*of	3	1	1	0	0	0	0	0	0	0	1	0	0	0	1	2	1	0	.351
May 17	at Georgia	*of	5	1	2	1	0	0	0	0	0	0	0	0	0	0	0	0	0	0	.352
May 18	at Georgia	*of	4	1	1	3	0	0	1	0	0	0	1	0	0	0	1	1	0	0	.350
May 19	at Georgia	*of	4	0	1	0	1	0	0	0	0	0	0	0	0	0	1	1	0	0	.348
May 23	vs South Carolina	*of	2	2	0	1	0	0	0	1	1	0	1	0	1	0	1	2	0	0	.344
May 25	vs Florida	*of	4	2	1	0	0	0	0	0	0	0	1	0	0	0	1	1	0	0	.343
May 26	vs LSU	*of	4	0	0	0	0	0	0	0	0	0	0	0	0	0	1	0	0	0	.336
Jun 01	ORAL ROBERTS	*of	5	2	3	4	0	0	2	0	0	0	0	0	0	0	0	4	0	0	.342
Jun 02	SOUTHERN MISS	*of	3	1	1	0	0	0	0	1	0	0	1	0	0	0	0	5	0	0	.342
Jun 03	DALLAS BAPTIST	*of	2	0	1	1	0	0	0	2	0	0	0	0	0	0	0	6	0	1	.344
Jun 09	SOUTH CAROLINA	*of	4	2	2	0	0	0	0	0	0	0	1	0	0	0	0	2	0	1	.346
Jun 10	SOUTH CAROLINA	*of	5	1	1	1	0	0	1	0	0	0	0	0	0	0	0	5	0	0	.343
Jun 11	SOUTH CAROLINA	*of	2	2	0	1	0	0	0	2	0	0	0	0	1	0	0	0	0	0	.340
Jun 17	vs Texas	*of	5	2	3	3	1	0	0	0	0	0	0	0	0	0	1	5	0	0	.346
Jun 20	vs Texas Tech	*of	4	1	1	0	0	0	0	0	0	0	0	0	0	0	2	5	0	0	.344
Totals		65gs	247	64	85	57	15	0	14	23	3	0	18	0	7	3	51	112	3	7	.344

On base pct. .427 • Slugging pct. .575

Individual Game-By-Game

2018 Arkansas Baseball
Individual Game-by-Game for Arkansas (as of Jun 20, 2018)

#6 Hunter Wilson - 30 games (All games)

Date	Opponent	Pos	AB	R	H	RBI	2B	3B	HR	BB	SB	CS	HBP	SAC	SF	GDP	K	PO	A	E	Avg
Feb 16	BUCKNELL	3b/1b	2	0	1	1	1	0	0	0	0	0	0	0	0	0	0	1	0	0	.500
Feb 17	BUCKNELL	pr/2b	3	1	2	1	0	0	0	0	0	0	0	0	0	0	0	2	1	0	.600
Feb 18	BUCKNELL	3b/1b	0	0	0	0	0	0	0	0	0	0	0	0	0	0	0	1	0	0	.600
Feb 21	vs Arizona	*3b	3	0	0	0	0	0	0	0	0	0	0	0	0	0	1	3	0	0	.375
Feb 23	vs Cal Poly	3b	0	0	0	0	0	0	0	0	0	0	0	0	0	0	0	0	0	0	.375
Feb 24	at San Diego State	1b	0	0	0	0	0	0	0	0	0	0	0	0	0	0	0	0	0	0	.375
Feb 28	DAYTON	*3b/ss	4	3	2	2	0	0	0	1	0	0	1	0	0	0	1	3	2	1	.417
Mar 03	USC	pr	0	0	0	0	0	0	0	0	0	0	0	0	0	0	0	0	0	0	.417
Mar 04	USC	*2b	2	0	0	1	0	0	0	2	0	0	0	0	0	0	0	1	3	0	.357
Mar 14	TEXAS	*2b	3	0	1	1	0	0	0	0	0	0	0	1	0	1	0	2	2	0	.353
Mar 17	KENTUCKY-1	ph/1b	1	0	0	0	0	0	0	0	0	0	0	0	0	0	0	1	1	0	.333
Mar 21	at Charlotte	pr	0	0	0	0	0	0	0	0	0	0	0	0	0	0	0	0	0	0	.333
Mar 24	at Florida	3b	1	0	1	0	0	0	0	0	0	0	0	0	0	0	0	0	0	0	.368
Mar 25	at Florida	*3b	2	0	0	0	0	0	0	0	0	0	0	0	0	0	0	1	2	1	.333
Apr 04	ULM	*2b	3	0	0	0	0	0	0	0	0	0	0	0	0	0	1	2	3	0	.292
Apr 08	AUBURN	pr	0	0	0	0	0	0	0	0	1	0	0	0	0	0	0	0	0	0	.292
Apr 10	GRAMBLING STATE	*2b	3	1	1	0	0	0	0	0	0	0	0	0	0	0	1	0	3	0	.296
Apr 14	SOUTH CAROLINA-2	pr	0	1	0	0	0	0	0	0	0	0	0	0	0	0	0	0	0	0	.296
Apr 21	at Mississippi State-2	*2b	3	0	1	0	0	0	0	0	1	0	0	0	0	0	1	3	3	0	.300
Apr 24	TEXAS TECH	*2b	4	0	0	0	0	0	0	0	0	0	0	0	0	0	1	4	0	0	.265
May 11	TEXAS A&M	*1b	3	1	1	1	0	0	0	0	0	0	1	0	0	0	0	4	0	0	.270
May 13	TEXAS A&M	*1b	3	0	1	1	1	0	0	1	0	0	0	0	1	0	10	1	1	1	.275
May 17	at Georgia	*1b	2	0	0	0	0	0	0	0	0	0	0	0	0	0	1	2	1	1	.262
May 18	at Georgia	ss	1	0	0	0	0	0	0	0	0	0	0	0	0	0	1	0	0	0	.256
May 25	vs Florida	pr/dh	1	1	1	4	0	0	1	0	0	0	0	0	0	0	0	0	0	0	.273
May 26	vs LSU	pr/1b	0	0	0	0	0	0	0	0	0	0	0	0	0	0	0	2	0	0	.273
Jun 01	ORAL ROBERTS	pr/dh	1	2	1	0	0	0	0	0	0	0	0	0	0	0	0	0	0	0	.289
Jun 09	SOUTH CAROLINA	pr	0	0	0	0	0	0	0	0	0	0	0	0	0	0	0	0	0	0	.289
Jun 10	SOUTH CAROLINA	pr	0	0	0	0	0	0	0	0	0	0	0	0	0	0	0	0	0	0	.289
Jun 20	vs Texas Tech	ph	1	0	0	0	0	0	0	0	0	0	0	0	0	0	1	0	0	0	.283
Totals		12gs	46	10	13	12	2	0	1	4	2	0	2	1	0	2	9	42	22	4	.283

On base pct. .365 • Slugging pct. .391

#55 Isaiah Campbell - 9 games (All games)

Date	Opponent	Pos	AB	R	H	RBI	2B	3B	HR	BB	SB	CS	HBP	SAC	SF	GDP	K	PO	A	E	Avg
Feb 24	at San Diego State	*p	0	0	0	0	0	0	0	0	0	0	0	0	0	0	0	0	1	0	.000
Mar 03	USC	*p	0	0	0	0	0	0	0	0	0	0	0	0	0	0	0	3	0	0	.000
Mar 17	KENTUCKY-1	*p	0	0	0	0	0	0	0	0	0	0	0	0	0	0	0	1	1	0	.000
Apr 08	AUBURN	*p	0	0	0	0	0	0	0	0	0	0	0	0	0	0	0	0	1	0	.000
Apr 14	SOUTH CAROLINA-2	*p	0	0	0	0	0	0	0	0	0	0	0	0	0	0	0	1	1	0	.000
Apr 21	at Mississippi State-2	*p	0	0	0	0	0	0	0	0	0	0	0	0	0	0	0	1	1	0	.000
Apr 29	ALABAMA	*p	0	0	0	0	0	0	0	0	0	0	0	0	0	0	0	0	1	0	.000
May 06	at LSU	*p	0	0	0	0	0	0	0	0	0	0	0	0	0	0	0	1	1	0	.000
Jun 11	SOUTH CAROLINA	*p	0	0	0	0	0	0	0	0	0	0	0	0	0	0	0	1	0	0	.000
Totals		9gs	0	0	0	0	0	0	0	0	0	0	0	0	0	0	0	8	7	0	.000

On base pct. .000 • Slugging pct. .000

Individual Game-By-Game

2018 Arkansas Baseball
Individual Game-by-Game for Arkansas (as of Jun 20, 2018)

#55 Isaiah Campbell - 16 appearances (All games)

Date	Opponent	GS	IP	H	R	ER	BB	SO	2B	3B	HR	WP	BK	HBP	IBB	Score	W-L	Sv	ERA	NP	
Feb 17	BUCKNELL	*	4.0	3	1	1	2	7	1	0	0	1	0	0	0	32-4	1-0	0	2.25	78	
Feb 24	at San Diego State	*	5.0	5	2	1	1	7	2	1	0	0	0	0	0	5-2	1-0	0	2.00	90	
Mar 03	USC	*	5.1	3	1	1	3	2	1	0	0	0	0	0	0	1-3	1-1	0	1.88	73	
Mar 09	KENT STATE-2	*	3.2	5	5	1	2	3	2	0	0	1	0	1	0	4-10	1-2	0	2.00	73	
Mar 17	KENTUCKY-1	*	8.0	3	1	1	4	8	0	0	1	0	0	1	0	14-2	2-2	0	1.73	108	
Mar 24	at Florida	*	1.0	4	6	5	4	2	0	0	1	0	0	0	0	2-17	2-3	0	3.33	44	
Apr 08	AUBURN	*	2.0	6	3	3	0	4	2	0	0	0	0	0	0	5-4	2-3	0	4.03	44	
Apr 14	SOUTH CAROLINA-2	*	5.0	2	0	0	1	1	0	0	0	0	0	0	0	3-0	3-3	0	3.44	66	
Apr 21	at Mississippi State-2	*	5.2	8	6	5	3	6	4	0	0	2	0	0	0	5-7	3-4	0	4.08	85	
Apr 29	ALABAMA	*	1.1	1	1	1	3	0	0	0	1	1	0	0	0	9-7	3-4	0	4.17	41	
May 06	at LSU	*	4.1	8	5	5	0	3	4	0	0	0	0	0	0	5-7	3-5	0	4.76	74	
May 13	TEXAS A&M	*	5.0	5	0	0	0	7	1	0	0	0	0	0	0	6-3	4-5	0	4.29	72	
May 19	at Georgia	*	3.0	1	0	0	0	3	0	0	0	1	0	0	0	2-3	4-5	0	4.05	-	
May 26	vs LSU	*	5.0	4	2	2	1	7	0	0	1	0	0	0	0	1-2	4-6	0	4.01	86	
Jun 03	DALLAS BAPTIST	*	0.0	1	1	1	2	0	0	0	0	0	0	0	0	4-3	4-6	0	4.17	13	
Jun 11	SOUTH CAROLINA	*	4.0	4	2	2	2	5	2	0	0	1	0	0	0	14-4	4-6	0	4.19	78	
Totals			15	62.1	63	36	29	28	65	19	1	4	7	0	2	0	112-78	4-6	0	4.19	-

#35 Jacob Kostyshock - 2 games (All games)

Date	Opponent	Pos	AB	R	H	RBI	2B	3B	HR	BB	SB	CS	HBP	SAC	SF	GDP	K	PO	A	E	Avg
Feb 25	at San Diego	p	0	0	0	0	0	0	0	0	0	0	0	0	0	0	0	1	0	0	.000
Mar 24	at Florida	p	0	0	0	0	0	0	0	0	0	0	0	0	0	0	0	1	2	0	.000
Totals		0gs	0	0	0	0	0	0	0	0	0	0	0	0	0	0	0	2	2	0	.000

On base pct. .000 • Slugging pct. .000

#35 Jacob Kostyshock - 9 appearances (All games)

Date	Opponent	GS	IP	H	R	ER	BB	SO	2B	3B	HR	WP	BK	HBP	IBB	Score	W-L	Sv	ERA	NP
Feb 17	BUCKNELL		1.0	0	0	0	0	2	0	0	0	0	0	0	0	32-4	0-0	0	0.00	10
Feb 25	at San Diego		3.0	3	0	0	0	3	0	0	0	1	0	0	0	6-7	0-0	0	0.00	39
Mar 09	KENT STATE-1		1.0	1	0	0	1	1	0	0	0	0	0	0	0	7-2	0-0	0	0.00	11
Mar 09	KENT STATE-2		0.1	1	0	0	0	0	0	0	0	0	0	0	0	4-10	0-0	0	0.00	3
Mar 13	TEXAS		3.0	4	2	2	2	1	0	0	1	0	0	0	0	13-4	0-0	1	2.16	41
Mar 21	at Charlotte		1.0	2	1	1	0	0	1	0	0	0	0	0	0	3-6	0-0	1	2.89	16
Mar 24	at Florida		3.2	7	7	5	2	2	2	0	0	1	0	1	0	2-17	0-0	1	5.54	70
Mar 31	at Ole Miss		0.1	1	2	2	1	0	0	0	0	0	0	0	0	10-11	0-0	1	6.75	12
Apr 29	ALABAMA		0.2	0	0	0	2	1	0	0	0	0	0	0	0	9-7	0-0	1	6.43	21
Totals			0	14.0	19	12	10	8	10	3	0	1	2	0	1	86-68	0-0	1	6.43	-

Individual Game-By-Game

2018 Arkansas Baseball
Individual Game-by-Game for Arkansas (as of Jun 20, 2018)

#9 Jax Biggers - 58 games (All games)

Date	Opponent	Pos	AB	R	H	RBI	2B	3B	HR	BB	SB	CS	HBP	SAC	SF	GDP	K	PO	A	E	Avg
Feb 16	BUCKNELL	*ss	3	1	1	0	0	0	0	1	0	0	0	0	0	0	0	0	1	0	.333
Feb 17	BUCKNELL	*ss	2	3	2	1	0	0	0	2	0	0	0	0	0	0	0	0	0	0	.600
Feb 18	BUCKNELL	*ss	4	0	1	0	0	0	0	0	0	0	0	0	0	1	0	2	3	0	.444
Feb 21	vs Arizona	*ss	4	0	0	0	0	0	0	0	0	0	0	0	0	0	2	0	1	0	.308
Feb 23	vs Cal Poly	*ss	5	0	0	0	0	0	0	0	0	0	0	0	0	0	1	1	0	0	.222
Feb 24	at San Diego State	*ss	4	1	2	1	1	0	0	0	1	0	0	0	1	0	0	2	1	1	.273
Feb 25	at San Diego	*ss	5	0	1	2	1	0	0	0	0	0	0	0	0	0	2	0	0	0	.259
Feb 28	DAYTON	*ss	3	1	2	0	0	0	0	1	0	0	0	0	0	0	0	1	0	0	.300
Mar 02	USC	*ss	3	2	1	0	0	0	0	1	2	0	0	0	0	0	0	3	5	0	.303
Mar 03	USC	*ss	5	0	2	0	0	0	0	0	0	0	0	0	0	0	1	2	2	0	.316
Mar 04	USC	*ss	3	2	1	0	0	0	0	2	0	0	0	0	0	0	1	3	3	1	.317
Mar 09	KENT STATE-1	*ss	3	1	1	0	0	0	0	1	1	0	1	0	0	0	0	2	4	0	.318
Mar 09	KENT STATE-2	*ss	3	2	1	0	1	0	0	1	0	0	0	0	0	0	0	0	4	1	.319
Mar 11	KENT STATE	*ss	4	0	0	0	0	0	0	1	0	0	0	0	0	0	1	3	3	0	.294
Mar 13	TEXAS	*ss	3	2	1	0	0	0	0	1	0	0	0	0	0	0	0	3	3	0	.296
Mar 14	TEXAS	*ss	2	0	0	0	0	0	0	3	0	0	0	0	0	0	0	3	3	0	.286
Mar 16	KENTUCKY	*ss	3	0	2	1	2	0	0	2	0	0	0	0	0	0	0	1	1	0	.305
Mar 17	KENTUCKY-1	*ss	4	1	3	4	0	0	1	2	0	0	0	0	0	0	0	1	4	0	.333
Mar 17	KENTUCKY-2	*ss	5	3	4	2	0	0	1	0	0	0	1	0	0	0	1	0	1	0	.368
Mar 21	at Charlotte	*ss	5	0	1	0	0	0	0	0	0	0	0	0	0	0	0	2	2	2	.356
Mar 23	at Florida	*ss	5	0	0	0	0	0	0	0	0	0	0	0	0	0	2	1	2	0	.333
Mar 24	at Florida	*ss	4	0	1	0	0	0	0	0	0	0	0	0	0	0	0	3	3	0	.329
Mar 25	at Florida	*ss	3	0	1	0	0	0	0	1	0	0	0	0	0	0	0	0	0	0	.329
Mar 27	at Memphis	*ss	3	2	2	2	0	0	1	2	1	0	0	0	0	0	0	1	2	0	.341
Mar 29	at Ole Miss	*ss	5	1	2	0	0	0	0	0	0	0	0	0	0	0	1	2	4	0	.344
Mar 30	at Ole Miss	*ss	4	0	0	1	0	0	0	0	0	0	0	0	1	0	2	1	1	0	.330
Mar 31	at Ole Miss	*ss	5	2	2	1	1	0	0	0	0	0	0	0	0	0	1	1	3	1	.333
Apr 03	ULM	ph/ss	1	0	0	0	0	0	0	0	0	0	0	0	0	0	0	0	0	0	.330
Apr 04	ULM	*ss	4	0	0	0	0	0	0	0	0	0	0	0	0	0	0	2	3	0	.318
Apr 06	AUBURN	*ss	4	0	1	0	1	0	0	0	0	0	0	0	0	0	0	0	2	0	.315
Apr 07	AUBURN	*ss	3	1	1	3	0	0	0	1	0	0	0	0	2	0	0	1	2	0	.316
Apr 08	AUBURN	*ss	2	0	0	0	0	0	0	2	0	0	0	1	0	0	0	1	0	0	.310
Apr 10	GRAMBLING STATE	*ss	4	0	1	1	1	0	0	0	0	0	0	0	1	0	3	2	2	0	.308
Apr 12	SOUTH CAROLINA	*ss	5	0	0	0	0	0	0	0	0	0	0	0	0	1	1	4	1	0	.296
Apr 14	SOUTH CAROLINA-1	*ss	3	0	0	0	0	0	0	0	0	0	0	0	0	0	0	1	1	0	.289
Apr 14	SOUTH CAROLINA-2	*ss	1	0	0	0	0	0	0	0	0	0	0	1	0	0	0	1	1	0	.287
Apr 20	at Mississippi State	*ss	4	1	2	0	0	0	0	0	0	0	0	0	0	0	1	0	0	0	.293
Apr 21	at Mississippi State-1	*ss	5	0	0	0	0	0	0	0	0	0	0	0	0	0	1	3	2	0	.283
Apr 21	at Mississippi State-2	*ss	2	0	0	0	0	0	0	2	0	0	0	0	0	0	1	1	2	0	.279
Apr 24	TEXAS TECH	*ss	3	0	2	0	1	0	0	1	1	0	0	0	0	0	0	1	3	0	.287
Apr 27	ALABAMA	*ss	3	1	1	0	0	0	0	1	0	0	0	0	0	0	0	0	2	0	.288
Apr 28	ALABAMA	*ss	3	1	1	0	0	0	0	1	0	0	0	0	0	0	1	1	3	0	.289
Apr 29	ALABAMA	*ss	2	0	0	0	0	0	0	2	1	0	0	1	0	0	0	3	0	1	.285
May 04	at LSU	*ss	4	0	1	0	0	0	0	0	0	0	0	0	0	0	0	1	2	0	.284
May 05	at LSU	*ss	4	0	0	0	0	0	0	0	0	0	0	0	0	0	0	1	4	0	.277
May 06	at LSU	*ss	4	0	1	0	0	0	0	0	0	0	0	0	0	0	0	2	3	0	.276
May 11	TEXAS A&M	*ss	0	0	0	0	0	0	0	0	0	0	0	0	0	0	0	0	0	0	.276
May 19	at Georgia	pr	0	0	0	0	0	0	0	0	0	0	0	0	0	0	0	0	0	0	.276
May 25	vs Florida	*ss	3	1	2	0	0	0	0	1	0	0	0	0	0	0	1	0	0	0	.283
May 26	vs LSU	*ss	3	0	1	0	0	0	0	0	0	0	0	0	0	0	1	3	1	0	.284
Jun 01	ORAL ROBERTS	*ss	4	2	2	2	0	0	1	0	0	0	0	0	0	0	0	2	2	0	.289
Jun 02	SOUTHERN MISS	*ss	2	1	0	1	0	0	0	1	0	0	0	0	1	0	0	2	1	1	.286
Jun 03	DALLAS BAPTIST	*ss	3	0	0	0	0	0	0	0	0	0	0	0	0	0	0	0	0	0	.281
Jun 09	SOUTH CAROLINA	*ss	4	0	3	1	0	0	0	0	0	0	0	0	0	0	0	0	0	0	.291
Jun 10	SOUTH CAROLINA	*ss	3	0	1	1	0	0	0	0	0	0	0	0	1	0	0	1	0	0	.292
Jun 11	SOUTH CAROLINA	*ss	3	1	0	0	0	0	0	1	0	0	0	0	0	0	0	1	3	0	.287
Jun 17	vs Texas	*ss	3	1	0	1	0	0	0	2	0	0	0	0	0	0	1	3	0	1	.283
Jun 20	vs Texas Tech	*ss	4	0	1	1	0	0	0	0	0	1	0	0	0	0	0	1	1	0	.282
Totals		56gs	195	34	55	26	9	0	4	36	7	1	2	3	7	2	26	76	97	9	.282

On base pct. .387 • Slugging pct. .390

Individual Game-By-Game

2018 Arkansas Baseball
Individual Game-by-Game for Arkansas (as of Jun 20, 2018)

#3 Jared Gates - 42 games (All games)

Date	Opponent	Pos	AB	R	H	RBI	2B	3B	HR	BB	SB	CS	HBP	SAC	SF	GDP	K	PO	A	E	Avg
Feb 16	BUCKNELL	*3b/1b	1	2	1	1	1	0	0	3	0	0	0	0	0	0	0	0	0	0	1.000
Feb 17	BUCKNELL	1b	2	2	2	4	1	0	1	0	0	0	0	0	0	0	0	3	0	0	1.000
Feb 18	BUCKNELL	*3b/1b	3	0	0	0	0	0	0	1	0	0	0	0	0	0	0	0	1	0	.500
Feb 21	vs Arizona	*1b	3	0	1	0	0	0	0	0	0	0	0	1	0	0	1	4	0	0	.444
Feb 23	vs Cal Poly	*3b/1b	4	0	1	0	1	0	0	0	0	0	0	0	0	0	1	3	3	0	.385
Feb 24	at San Diego State	*1b	3	0	0	0	0	0	0	1	0	0	0	0	0	0	1	7	0	0	.312
Feb 25	at San Diego	*1b	3	1	0	0	0	0	0	0	0	0	1	0	0	0	2	9	1	0	.263
Feb 28	DAYTON	*1b	3	1	1	2	1	0	0	0	0	0	0	0	0	0	0	4	1	0	.273
Mar 01	DAYTON	*1b	3	1	2	2	0	0	1	0	0	0	0	0	0	0	0	7	1	0	.320
Mar 02	USC	*1b	4	0	0	0	0	0	0	0	0	0	0	0	0	1	0	11	0	0	.276
Mar 03	USC	1b	0	0	0	0	0	0	0	1	0	0	0	0	0	0	0	4	0	0	.276
Mar 04	USC	*1b	4	0	0	0	0	0	0	0	0	0	0	0	0	0	1	6	1	1	.242
Mar 09	KENT STATE-1	*1b	4	0	0	0	0	0	0	0	0	0	0	0	0	0	0	12	0	0	.216
Mar 11	KENT STATE	*1b	2	0	0	0	0	0	0	0	0	0	0	0	0	0	1	7	0	0	.205
Mar 25	at Florida	*1b	4	1	2	2	0	0	1	0	0	0	0	0	1	0	1	8	0	0	.233
Mar 27	at Memphis	1b	1	0	0	0	0	0	0	0	0	0	0	0	0	0	0	6	0	0	.227
Mar 30	at Ole Miss	ph	1	0	0	0	0	0	0	0	0	0	0	0	0	0	1	0	0	0	.222
Apr 03	ULM	*1b	3	1	1	1	0	0	0	0	1	0	0	0	0	0	0	9	0	0	.229
Apr 08	AUBURN	*1b	3	0	1	0	0	0	0	0	0	0	0	0	0	0	1	5	0	0	.235
Apr 10	GRAMBLING STATE	*1b	2	0	0	0	0	0	0	1	0	0	0	0	0	0	0	7	0	0	.226
Apr 21	at Mississippi State-1	ph/1b	2	0	0	0	0	0	0	0	0	0	0	0	0	0	0	2	0	0	.218
Apr 21	at Mississippi State-2	*1b	4	1	2	2	1	0	0	0	0	0	0	0	0	0	0	10	2	0	.237
Apr 24	TEXAS TECH	*3b	3	0	0	1	0	0	0	0	0	0	1	0	0	0	2	0	1	0	.226
Apr 27	ALABAMA	*1b	3	0	0	0	0	0	0	0	0	0	0	0	0	0	0	2	0	0	.215
May 04	at LSU	*1b	4	0	1	1	0	0	0	0	0	0	0	0	0	0	2	5	0	0	.217
May 05	at LSU	*1b	2	0	0	0	0	0	0	2	0	0	0	0	0	1	0	6	1	0	.211
May 06	at LSU	ph	1	0	0	0	0	0	0	0	0	0	0	0	0	0	1	0	0	0	.208
May 12	TEXAS A&M	*1b	2	0	0	0	0	0	0	1	0	0	1	0	0	0	0	8	0	0	.203
May 17	at Georgia	1b	2	0	0	0	0	0	0	0	0	0	0	0	0	0	1	4	0	0	.197
May 18	at Georgia	*1b	5	0	1	1	0	0	0	0	0	0	0	0	0	0	2	8	0	0	.198
May 19	at Georgia	1b	0	0	0	0	0	0	0	1	0	0	0	0	0	0	0	5	0	0	.198
May 23	vs South Carolina	*1b	3	2	1	0	0	0	0	1	0	0	1	0	0	0	1	7	0	0	.202
May 25	vs Florida	*1b	3	0	1	1	0	0	0	1	0	0	0	0	0	0	0	6	0	0	.207
May 26	vs LSU	*1b	3	1	2	1	0	0	1	0	0	0	0	0	0	0	1	8	0	0	.222
Jun 01	ORAL ROBERTS	*1b	4	1	1	0	1	0	0	1	0	0	0	0	0	0	1	8	0	0	.223
Jun 02	SOUTHERN MISS	*1b	5	2	2	2	0	0	1	0	0	0	0	0	0	0	2	9	0	0	.232
Jun 03	DALLAS BAPTIST	*1b	2	2	2	0	0	0	0	1	1	0	0	0	0	0	0	5	1	0	.248
Jun 09	SOUTH CAROLINA	*1b	1	1	0	1	0	0	0	2	0	0	0	0	1	0	0	8	0	0	.245
Jun 10	SOUTH CAROLINA	*1b	4	0	1	0	0	0	0	0	0	0	0	0	0	0	0	5	1	0	.245
Jun 11	SOUTH CAROLINA	*1b	4	1	0	0	0	0	0	0	0	0	1	0	0	0	1	6	1	0	.236
Jun 17	vs Texas	*1b	5	1	3	0	0	0	0	0	0	0	0	0	0	0	0	2	0	0	.252
Jun 20	vs Texas Tech	*1b	4	1	1	1	0	0	1	0	0	0	0	0	0	1	0	2	0	0	.252
Totals		34gs	119	22	30	23	6	0	6	17	2	0	5	1	2	3	24	228	15	1	.252

On base pct. .364 • Slugging pct. .454

Individual Game-By-Game

2018 Arkansas Baseball
Individual Game-by-Game for Arkansas (as of Jun 20, 2018)

#7 Jack Kenley - 40 games (All games)

Date	Opponent	Pos	AB	R	H	RBI	2B	3B	HR	BB	SB	CS	HBP	SAC	SF	GDP	K	PO	A	E	Avg
Feb 16	BUCKNELL	ss	1	0	1	1	1	0	0	1	0	0	0	0	0	0	0	0	1	0	1.000
Feb 17	BUCKNELL	pr/ss	2	2	1	2	0	0	0	0	0	0	1	0	1	0	1	0	0	0	.667
Feb 18	BUCKNELL	3b	0	0	0	0	0	0	0	0	0	0	0	0	0	0	0	0	1	0	.667
Feb 24	at San Diego State	pr	0	0	0	0	0	0	0	0	0	0	0	0	0	0	0	0	0	0	.667
Feb 28	DAYTON	ph/3b	1	0	0	0	0	0	0	0	0	0	0	0	0	0	1	0	1	0	.500
Mar 01	DAYTON	*ss	2	1	0	0	0	0	0	2	0	0	0	0	0	0	1	0	1	0	.333
Mar 02	USC	3b	0	0	0	0	0	0	0	0	0	0	0	0	0	0	0	0	0	0	.333
Mar 04	USC	pr	0	0	0	0	0	0	0	0	0	0	0	0	0	0	0	0	0	0	.333
Mar 11	KENT STATE	pr	0	1	0	0	0	0	0	0	0	0	0	0	0	0	0	0	0	0	.333
Mar 13	TEXAS	ss	1	0	0	0	0	0	0	0	0	0	0	0	0	0	0	1	1	0	.286
Mar 16	KENTUCKY	pr	0	0	0	0	0	0	0	0	0	0	0	0	0	0	0	0	0	0	.286
Mar 17	KENTUCKY-1	3b	1	0	0	0	0	0	0	0	0	0	0	0	0	0	0	0	0	0	.250
Mar 21	at Charlotte	*3b	2	0	0	0	0	0	0	0	0	0	0	0	0	0	2	0	1	0	.200
Mar 23	at Florida	3b	1	0	1	0	0	0	0	0	0	0	0	0	0	0	0	1	0	0	.273
Mar 24	at Florida	ph/ss	1	0	0	0	0	0	0	0	0	0	0	0	0	0	1	0	0	0	.250
Mar 25	at Florida	ss	0	0	0	0	0	0	0	0	0	0	0	0	0	0	0	0	1	0	.250
Mar 27	at Memphis	pr	0	1	0	0	0	0	0	0	0	0	0	0	0	0	0	0	0	0	.250
Mar 31	at Ole Miss	pr	0	0	0	0	0	0	0	0	0	0	0	0	0	0	0	0	0	0	.250
Apr 03	ULM	*ss	1	1	0	1	0	0	0	2	0	0	0	1	0	0	0	4	1	0	.231
Apr 04	ULM	3b	0	0	0	0	0	0	0	0	0	0	0	0	0	0	0	0	1	0	.231
Apr 06	AUBURN	3b	0	0	0	0	0	0	0	0	0	0	0	0	0	0	0	0	0	0	.231
Apr 07	AUBURN	3b	2	0	1	0	0	0	0	0	0	0	0	0	0	0	0	0	0	0	.267
Apr 10	GRAMBLING STATE	*3b	0	0	0	0	0	0	0	1	0	0	0	0	0	0	0	0	0	0	.267
Apr 14	SOUTH CAROLINA-2	3b	0	0	0	0	0	0	0	0	0	0	0	0	0	0	0	0	0	0	.267
Apr 17	MISSOURI STATE	*ss	4	1	1	0	0	0	0	1	0	0	0	0	0	0	1	3	4	0	.263
Apr 21	at Mississippi State-2	pr/3b	0	0	0	0	0	0	0	0	0	0	0	0	0	0	0	0	0	0	.263
Apr 24	TEXAS TECH	3b	0	0	0	0	0	0	0	0	0	0	1	0	0	0	0	0	1	0	.263
Apr 27	ALABAMA	*3b	4	0	1	0	0	0	0	0	0	0	0	0	0	0	1	0	0	0	.261
Apr 28	ALABAMA	*3b	3	1	2	2	0	0	0	0	0	0	0	0	0	0	0	1	0	0	.308
Apr 29	ALABAMA	*3b	3	0	0	1	0	0	0	0	0	0	0	0	1	0	0	0	5	0	.276
May 04	at LSU	*3b	4	0	0	0	0	0	0	0	0	0	0	0	0	0	2	0	2	0	.242
May 05	at LSU	*3b	3	0	1	0	0	0	0	0	0	0	0	0	0	0	0	2	1	0	.250
May 11	TEXAS A&M	ss	3	1	0	1	0	0	0	1	0	0	0	0	0	0	1	3	1	0	.231
May 12	TEXAS A&M	*ss	1	0	0	0	0	0	0	1	0	0	1	1	0	0	1	1	2	0	.225
May 13	TEXAS A&M	*ss	2	0	0	0	0	0	0	1	0	0	1	0	0	0	0	2	4	0	.214
May 17	at Georgia	*ss	2	1	0	0	0	0	0	2	1	0	0	0	0	0	0	2	3	0	.205
May 18	at Georgia	*ss	3	1	1	1	1	0	0	0	0	0	0	0	0	0	1	2	3	1	.213
May 19	at Georgia	*ss	3	0	0	0	0	0	0	0	0	0	0	0	0	0	1	2	4	0	.200
May 23	vs South Carolina	*ss	4	2	2	1	0	0	0	1	0	0	0	0	0	0	1	2	3	1	.222
May 25	vs Florida	pr	0	0	0	0	0	0	0	0	0	0	0	0	0	0	0	0	0	0	.222
Totals		16gs	54	13	12	10	2	0	0	13	1	0	3	3	2	0	15	22	45	3	.222

On base pct. .389 • Slugging pct. .259

Individual Game-By-Game

2018 Arkansas Baseball
Individual Game-by-Game for Arkansas (as of Jun 20, 2018)

#13 Jordan McFarland - 45 games (All games)

Date	Opponent	Pos	AB	R	H	RBI	2B	3B	HR	BB	SB	CS	HBP	SAC	SF	GDP	K	PO	A	E	Avg
Feb 17	BUCKNELL	*1b/of	6	5	2	0	0	0	0	1	0	0	0	0	0	0	0	0	0	0	.333
Feb 23	vs Cal Poly	ph	1	0	0	0	0	0	0	0	0	0	0	0	0	0	0	0	0	0	.286
Feb 24	at San Diego State	pr	0	1	0	0	0	0	0	0	0	0	0	0	0	0	0	0	0	0	.286
Feb 28	DAYTON	ph/1b	2	2	1	0	0	0	0	0	0	0	1	0	0	0	0	2	0	0	.333
Mar 01	DAYTON	ph/1b	1	0	0	0	0	0	0	0	0	0	0	0	0	0	1	3	0	0	.300
Mar 03	USC	*1b	3	0	0	0	0	0	0	0	0	0	0	0	0	1	0	5	3	0	.231
Mar 04	USC	pr	0	0	0	0	0	0	0	0	0	0	0	0	0	0	0	0	0	0	.231
Mar 09	KENT STATE-2	*1b	4	0	2	0	0	0	0	0	0	0	0	0	0	0	1	10	0	0	.294
Mar 11	KENT STATE	ph/1b	3	2	2	5	0	0	2	0	0	0	0	0	0	0	1	5	0	0	.350
Mar 13	TEXAS	*1b	4	2	2	4	1	0	0	1	0	0	0	0	0	0	1	10	0	0	.375
Mar 14	TEXAS	*1b	3	1	2	1	1	0	0	1	0	1	0	0	0	0	0	9	0	0	.407
Mar 16	KENTUCKY	*1b	4	0	1	1	0	0	0	1	0	0	0	0	0	0	0	7	0	0	.387
Mar 17	KENTUCKY-1	*1b	4	1	1	0	0	0	0	0	0	0	0	0	0	0	2	10	1	0	.371
Mar 17	KENTUCKY-2	*1b	3	1	1	0	0	0	0	2	0	0	0	0	0	0	1	5	1	0	.368
Mar 21	at Charlotte	*1b	4	1	1	0	0	0	0	0	0	0	0	0	0	0	0	7	0	0	.357
Mar 23	at Florida	*1b	3	1	1	0	0	0	0	1	0	0	0	0	0	0	0	3	0	0	.356
Mar 24	at Florida	*1b	4	0	1	0	0	0	0	0	0	0	0	0	0	0	1	7	1	0	.347
Mar 27	at Memphis	*1b	3	0	0	0	0	0	0	0	0	0	0	0	0	0	1	4	0	0	.327
Mar 29	at Ole Miss	*1b	4	2	2	1	0	0	1	0	0	0	0	0	0	0	0	7	0	0	.339
Mar 30	at Ole Miss	*1b	4	1	1	0	1	0	0	0	0	0	0	0	0	0	1	8	2	0	.333
Mar 31	at Ole Miss	*1b	4	2	1	0	0	0	0	0	0	0	1	0	0	0	1	5	0	0	.328
Apr 03	ULM	1b	3	1	1	0	0	0	0	0	0	0	0	0	0	0	1	3	0	0	.328
Apr 04	ULM	*1b	4	1	1	0	0	0	0	0	0	0	0	0	0	0	0	6	1	0	.324
Apr 06	AUBURN	*1b	3	0	1	0	0	0	0	0	0	0	0	0	0	0	0	8	0	0	.324
Apr 07	AUBURN	*1b	2	3	1	2	0	0	0	3	0	0	0	0	0	0	0	6	1	0	.329
Apr 08	AUBURN	pr/1b	1	1	0	0	0	0	0	0	0	0	0	0	0	0	0	3	0	0	.325
Apr 10	GRAMBLING STATE	pr/1b	1	1	1	1	0	0	0	0	0	0	0	0	0	0	0	3	0	0	.333
Apr 12	SOUTH CAROLINA	*1b	3	0	0	0	0	0	0	1	0	0	0	0	0	0	1	5	1	0	.321
Apr 14	SOUTH CAROLINA-1	*1b	2	0	1	0	0	0	0	1	0	0	0	0	0	0	0	1	3	0	.325
Apr 14	SOUTH CAROLINA-2	*1b	3	0	1	0	0	0	0	0	0	0	0	0	0	0	1	5	1	0	.326
Apr 17	MISSOURI STATE	*1b	5	2	2	0	0	0	0	0	0	0	0	0	0	1	0	8	1	0	.330
Apr 20	at Mississippi State	*1b	3	0	0	0	0	0	0	1	0	0	0	0	0	0	2	4	1	0	.319
Apr 21	at Mississippi State-1	*1b	2	0	0	0	0	0	0	0	0	0	0	0	0	0	1	8	0	0	.312
Apr 21	at Mississippi State-2	ph	1	0	0	0	0	0	0	0	0	0	0	0	0	0	0	0	0	0	.309
Apr 24	TEXAS TECH	*1b	5	0	0	0	0	0	0	0	0	0	0	0	0	1	2	6	0	0	.294
Apr 27	ALABAMA	pr/1b	1	0	0	0	0	0	0	0	0	0	0	0	0	0	0	3	0	0	.291
Apr 28	ALABAMA	*1b	4	2	2	0	0	0	0	0	0	1	0	0	0	0	0	4	0	0	.299
Apr 29	ALABAMA	*1b	4	0	3	0	0	0	0	0	0	0	0	0	0	0	0	7	1	1	.315
May 04	at LSU	pr/1b	0	0	0	0	0	0	0	0	0	0	0	0	0	0	0	2	0	0	.315
May 05	at LSU	pr/1b	0	0	0	0	0	0	0	0	0	0	0	0	0	0	0	0	0	1	.315
May 06	at LSU	*1b	3	0	0	0	0	0	0	0	0	0	0	0	0	0	2	6	0	1	.307
May 13	TEXAS A&M	pr	0	1	0	0	0	0	0	0	0	0	0	0	0	0	0	0	0	0	.307
May 18	at Georgia	ph	1	0	0	0	0	0	0	0	0	0	0	0	0	0	0	0	0	0	.304
May 19	at Georgia	*1b	2	0	0	0	0	0	0	0	0	0	0	0	0	0	2	5	0	0	.299
May 23	vs South Carolina	pr/1b	0	0	0	0	0	0	0	0	0	0	0	0	0	0	0	1	0	0	.299
Totals		29gs	117	34	35	15	3	0	3	13	0	2	2	0	0	3	24	203	15	3	.299

On base pct. .379 • Slugging pct. .402

#34 Jake Reindl - 8 games (All games)

Date	Opponent	Pos	AB	R	H	RBI	2B	3B	HR	BB	SB	CS	HBP	SAC	SF	GDP	K	PO	A	E	Avg
Feb 23	vs Cal Poly	p	0	0	0	0	0	0	0	0	0	0	0	0	0	0	0	0	1	0	.000
Apr 08	AUBURN	p	0	0	0	0	0	0	0	0	0	0	0	0	0	0	0	0	2	0	.000
Apr 17	MISSOURI STATE	p	0	0	0	0	0	0	0	0	0	0	0	0	0	0	0	0	1	0	.000
Apr 20	at Mississippi State	p	0	0	0	0	0	0	0	0	0	0	0	0	0	0	0	1	0	0	.000
May 05	at LSU	p	0	0	0	0	0	0	0	0	0	0	0	0	0	0	0	0	0	1	.000
May 13	TEXAS A&M	p	0	0	0	0	0	0	0	0	0	0	0	0	0	0	0	0	1	0	.000
May 26	vs LSU	p	0	0	0	0	0	0	0	0	0	0	0	0	0	0	0	0	2	0	.000
Jun 03	DALLAS BAPTIST	p	0	0	0	0	0	0	0	0	0	0	0	0	0	0	0	1	0	0	.000
Totals		0gs	0	0	0	0	0	0	0	0	0	0	0	0	0	0	0	2	7	1	.000

On base pct. .000 • Slugging pct. .000

Individual Game-By-Game

2018 Arkansas Baseball
Individual Game-by-Game for Arkansas (as of Jun 20, 2018)

#34 Jake Reindl - 24 appearances (All games)

Date	Opponent	GS	IP	H	R	ER	BB	SO	2B	3B	HR	WP	BK	HBP	IBB	Score	W-L	Sv	ERA	NP
Feb 18	BUCKNELL		1.0	1	0	0	0	1	1	0	0	0	0	0	0	3-1	0-0	1	0.00	11
Feb 23	vs Cal Poly		2.0	2	1	1	1	1	0	0	0	0	0	0	0	3-4	0-1	1	3.00	33
Mar 04	USC		3.0	4	3	2	0	4	1	0	0	1	0	1	0	7-6	0-1	1	4.50	61
Mar 09	KENT STATE-2		2.1	2	1	1	1	3	0	0	0	0	0	0	0	4-10	0-1	1	4.32	41
Mar 14	TEXAS		0.1	3	2	2	0	0	1	0	0	0	0	0	0	7-5	0-1	1	6.23	14
Mar 16	KENTUCKY		1.2	2	0	0	3	2	0	0	0	0	0	0	0	9-4	1-1	1	5.23	45
Mar 21	at Charlotte		0.0	1	2	0	0	0	0	0	0	1	0	0	0	3-6	1-1	1	5.23	9
Mar 27	at Memphis	*	2.2	6	5	4	1	5	2	0	1	2	0	0	0	8-7	1-1	1	6.92	67
Apr 03	ULM		3.0	3	0	0	0	3	0	0	0	0	0	0	0	10-9	1-1	1	5.62	47
Apr 08	AUBURN		7.0	1	1	1	2	9	0	0	0	0	0	0	0	5-4	2-1	1	4.30	91
Apr 17	MISSOURI STATE		4.0	1	0	0	1	7	0	0	0	0	0	1	0	11-7	2-1	2	3.67	52
Apr 20	at Mississippi State		0.1	1	0	0	0	0	0	0	0	0	0	0	0	5-6	2-1	2	3.62	2
Apr 21	at Mississippi State-2		2.1	3	1	1	0	2	0	0	0	0	0	0	0	5-7	2-1	2	3.64	39
Apr 27	ALABAMA		3.0	3	0	0	0	4	0	0	0	0	0	0	0	7-3	2-1	3	3.31	45
Apr 29	ALABAMA		1.2	1	0	0	1	3	0	0	0	1	0	0	0	9-7	2-1	4	3.15	30
May 04	at LSU		0.2	0	0	0	0	2	0	0	0	1	0	0	0	5-4	2-1	5	3.09	6
May 05	at LSU		1.2	2	2	0	3	2	0	0	0	1	0	0	0	4-6	2-1	5	2.95	44
May 11	TEXAS A&M		2.0	1	0	0	0	4	0	0	0	0	0	1	0	9-3	2-1	5	2.79	41
May 13	TEXAS A&M		1.0	0	0	0	2	1	0	0	0	0	0	1	0	6-3	2-1	5	2.72	18
May 17	at Georgia		0.1	2	1	1	0	1	0	0	0	0	0	0	0	8-6	2-1	5	2.92	-
May 26	vs LSU		4.0	1	0	0	0	3	0	0	0	0	0	1	0	1-2	2-1	5	2.66	58
Jun 03	DALLAS BAPTIST		7.0	5	1	1	0	4	0	0	0	1	0	2	0	4-3	3-1	5	2.47	97
Jun 10	SOUTH CAROLINA		0.0	2	3	3	1	0	0	0	2	0	0	0	0	5-8	3-1	5	3.00	10
Jun 11	SOUTH CAROLINA		0.2	0	0	0	2	2	0	0	0	0	0	0	0	14-4	3-1	5	2.96	18
Totals		1	51.2	47	23	17	18	63	5	0	3	8	0	7	0	152-125	3-1	5	2.96	-

#21 Kacey Murphy - 12 games (All games)

Date	Opponent	Pos	AB	R	H	RBI	2B	3B	HR	BB	SB	CS	HBP	SAC	SF	GDP	K	PO	A	E	Avg
Feb 21	vs Arizona	*p	0	0	0	0	0	0	0	0	0	0	0	0	0	0	0	1	0	0	.000
Mar 13	TEXAS	*p	0	0	0	0	0	0	0	0	0	0	0	0	0	0	0	1	1	0	.000
Mar 25	at Florida	*p	0	0	0	0	0	0	0	0	0	0	0	0	0	0	0	0	1	0	.000
Apr 07	AUBURN	*p	0	0	0	0	0	0	0	0	0	0	0	0	0	0	0	1	1	0	.000
Apr 14	SOUTH CAROLINA-1	*p	0	0	0	0	0	0	0	0	0	0	0	0	0	0	0	0	1	0	.000
Apr 21	at Mississippi State-1	*p	0	0	0	0	0	0	0	0	0	0	0	0	0	0	0	0	2	0	.000
May 05	at LSU	*p	0	0	0	0	0	0	0	0	0	0	0	0	0	0	0	0	0	1	.000
May 12	TEXAS A&M	*p	0	0	0	0	0	0	0	0	0	0	0	0	0	0	0	0	2	0	.000
May 18	at Georgia	*p	0	0	0	0	0	0	0	0	0	0	0	0	0	0	0	0	1	0	.000
May 23	vs South Carolina	*p	0	0	0	0	0	0	0	0	0	0	0	0	0	0	0	0	1	1	.000
Jun 02	SOUTHERN MISS	*p	0	0	0	0	0	0	0	0	0	0	0	0	0	0	0	1	2	0	.000
Jun 20	vs Texas Tech	*p	0	0	0	0	0	0	0	0	0	0	0	0	0	0	0	0	0	1	.000
Totals		12gs	0	0	0	0	0	0	0	0	0	0	0	0	0	0	0	4	12	3	.000

On base pct. .000 • Slugging pct. .000

#21 Kacey Murphy - 17 appearances (All games)

Date	Opponent	GS	IP	H	R	ER	BB	SO	2B	3B	HR	WP	BK	HBP	IBB	Score	W-L	Sv	ERA	NP
Feb 21	vs Arizona	*	6.0	1	0	0	1	6	0	0	0	0	0	1	0	1-0	1-0	0	0.00	73
Mar 04	USC	*	4.0	5	1	0	2	2	1	0	0	0	0	0	0	7-6	1-0	0	0.00	66
Mar 13	TEXAS	*	6.0	5	2	2	0	3	1	0	2	0	0	0	0	13-4	2-0	0	1.12	78
Mar 17	KENTUCKY-2	*	5.1	7	2	2	0	5	1	0	1	0	0	1	0	16-9	3-0	0	1.69	99
Mar 25	at Florida	*	6.1	4	4	3	3	6	1	1	1	2	0	0	0	4-5	3-1	0	2.28	106
Mar 31	at Ole Miss	*	4.1	5	4	1	0	4	1	0	1	0	0	0	0	10-11	3-2	0	2.25	60
Apr 07	AUBURN	*	7.0	5	2	2	0	7	0	0	2	0	0	0	0	13-2	4-2	0	2.31	105
Apr 14	SOUTH CAROLINA-1	*	6.0	1	0	0	0	6	0	0	0	0	0	0	0	2-0	5-2	0	2.00	70
Apr 21	at Mississippi State-1	*	6.2	8	3	3	0	3	1	0	1	2	0	0	0	3-5	5-3	0	2.26	91
Apr 28	ALABAMA	*	5.0	6	3	3	2	11	0	0	3	0	0	0	0	7-4	5-3	0	2.54	103
May 05	at LSU	*	6.1	7	4	2	2	5	1	0	0	0	0	0	0	4-6	5-4	0	2.57	95
May 12	TEXAS A&M	*	7.1	4	0	0	2	5	1	0	0	0	0	1	0	3-1	6-4	0	2.30	108
May 18	at Georgia	*	4.0	6	5	5	1	4	1	0	1	1	0	0	0	7-8	6-4	0	2.78	-
May 23	vs South Carolina	*	5.2	5	6	5	2	2	0	0	1	1	0	0	0	13-8	7-4	0	3.15	84
Jun 02	SOUTHERN MISS	*	8.0	2	0	0	1	5	0	0	0	0	0	0	0	10-2	8-4	0	2.86	100
Jun 10	SOUTH CAROLINA	*	4.1	6	4	4	4	0	0	0	1	0	0	0	0	5-8	8-5	0	3.12	76
Jun 20	vs Texas Tech	*	4.2	2	2	2	2	7	1	0	0	1	0	1	0	7-4	8-5	0	3.15	80
Totals		16	97.0	79	42	34	22	81	10	1	14	7	0	4	0	125-83	8-5	0	3.15	-

Individual Game-By-Game

2018 Arkansas Baseball
Individual Game-by-Game for Arkansas (as of Jun 20, 2018)

#28 Kole Ramage - 8 games (All games)

Date	Opponent	Pos	AB	R	H	RBI	2B	3B	HR	BB	SB	CS	HBP	SAC	SF	GDP	K	PO	A	E	Avg	
Feb 25	at San Diego	p	0	0	0	0	0	0	0	0	0	0	0	0	0	0	0	0	2	0	0	.000
Mar 01	DAYTON	p	1	0	1	1	0	0	0	0	0	0	0	0	0	0	0	0	0	0	0	1.000
Mar 17	KENTUCKY-2	*p	0	0	0	0	0	0	0	0	0	0	0	0	0	0	0	1	0	0	0	1.000
Mar 21	at Charlotte	p	0	0	0	0	0	0	0	0	0	0	0	0	0	0	0	0	1	0	0	1.000
Mar 30	at Ole Miss	p	0	0	0	0	0	0	0	0	0	0	0	0	0	0	0	2	0	0	0	1.000
Apr 03	ULM	p	0	0	0	0	0	0	0	0	0	0	0	0	0	0	0	0	1	0	0	1.000
Apr 17	MISSOURI STATE	p	0	0	0	0	0	0	0	0	0	0	0	0	0	0	0	0	1	0	0	1.000
May 19	at Georgia	*p	0	0	0	0	0	0	0	0	0	0	0	0	0	0	0	0	1	0	0	1.000
Totals		2gs	1	0	1	1	0	0	0	0	0	0	0	0	0	0	0	3	6	0	0	1.000

On base pct. 1.000 • Slugging pct. 1.000

#28 Kole Ramage - 19 appearances (All games)

Date	Opponent	GS	IP	H	R	ER	BB	SO	2B	3B	HR	WP	BK	HBP	IBB	Score	W-L	Sv	ERA	NP
Feb 16	BUCKNELL		2.0	1	0	0	0	4	0	0	0	0	0	0	0	14-2	0-0	0	0.00	29
Feb 25	at San Diego		1.0	3	3	2	1	0	0	0	0	0	0	0	0	6-7	0-0	0	6.00	21
Mar 01	DAYTON		2.0	2	0	0	0	3	0	0	0	0	0	0	0	11-0	0-0	0	3.60	33
Mar 09	KENT STATE-1		2.0	2	1	1	0	4	0	0	0	2	0	0	0	7-2	0-0	0	3.86	34
Mar 11	KENT STATE		0.0	1	1	0	1	0	0	0	0	1	0	0	0	11-4	0-0	0	3.86	15
Mar 14	TEXAS		2.2	2	0	0	2	3	0	0	0	0	0	0	0	7-5	0-0	0	2.79	38
Mar 17	KENTUCKY-2	*	1.2	2	4	1	1	2	1	0	0	1	0	0	0	16-9	0-0	0	3.18	30
Mar 21	at Charlotte		1.0	2	1	1	0	1	0	0	0	0	0	0	0	3-6	0-1	0	3.65	23
Mar 30	at Ole Miss		3.2	0	0	0	0	5	0	0	0	0	0	1	0	4-5	0-1	0	2.81	42
Apr 03	ULM		1.1	1	5	1	2	1	0	0	1	1	0	0	0	10-9	0-1	0	3.12	30
Apr 10	GRAMBLING STATE		2.2	2	4	0	1	5	0	0	0	0	0	1	0	7-6	0-1	0	2.70	44
Apr 12	SOUTH CAROLINA		0.1	1	0	0	0	1	0	0	0	1	0	0	0	2-3	0-1	0	2.66	11
Apr 17	MISSOURI STATE		1.2	0	0	0	0	2	0	0	0	0	0	0	0	11-7	1-1	0	2.45	23
Apr 21	at Mississippi State-1		0.1	1	0	0	0	1	1	0	0	2	0	0	0	3-5	1-1	0	2.42	9
Apr 29	ALABAMA		0.2	0	3	2	2	2	0	0	0	0	0	0	0	9-7	1-1	0	3.13	29
May 19	at Georgia	*	4.2	6	2	2	1	5	1	0	1	0	0	0	0	2-3	1-1	0	3.25	-
May 23	vs South Carolina		2.2	5	2	2	2	3	1	0	0	0	0	0	0	13-8	1-1	0	3.56	50
Jun 11	SOUTH CAROLINA		1.0	1	1	1	0	2	0	0	1	0	0	0	0	14-4	1-1	0	3.73	24
Jun 17	vs Texas		1.0	2	2	2	2	3	1	0	0	0	0	0	0	11-5	1-1	0	4.18	27
Totals		2	32.1	34	29	15	15	47	5	0	3	8	0	2	0	161-97	1-1	0	4.18	-

Individual Game-By-Game

2018 Arkansas Baseball
Individual Game-by-Game for Arkansas (as of Jun 20, 2018)

#17 Luke Bonfield - 60 games (All games)

Date	Opponent	Pos	AB	R	H	RBI	2B	3B	HR	BB	SB	CS	HBP	SAC	SF	GDP	K	PO	A	E	Avg
Feb 16	BUCKNELL	*dh	4	1	1	1	0	0	0	0	0	0	0	0	0	0	2	0	0	0	.250
Feb 17	BUCKNELL	*dh	2	3	1	3	0	0	1	2	0	0	0	0	0	0	0	0	0	0	.333
Feb 18	BUCKNELL	*dh	4	0	1	1	0	0	0	0	0	0	0	0	0	0	0	0	0	0	.300
Feb 21	vs Arizona	*dh	3	0	1	0	0	0	0	0	0	0	0	0	0	0	1	0	0	0	.308
Feb 23	vs Cal Poly	*dh	3	0	2	0	1	0	0	0	0	0	0	0	0	0	0	0	0	0	.375
Feb 24	at San Diego State	*dh	3	0	0	0	0	0	0	0	0	0	2	0	0	0	2	0	0	0	.316
Feb 25	at San Diego	*dh	4	0	1	0	0	0	0	0	0	0	0	0	0	0	0	0	0	0	.304
Feb 28	DAYTON	of	2	0	1	0	0	0	0	1	0	0	0	0	0	0	0	1	0	0	.320
Mar 01	DAYTON	*dh/of	2	2	1	0	1	0	0	1	0	0	0	0	0	0	1	0	0	0	.333
Mar 02	USC	*dh	4	1	1	3	0	0	1	0	0	0	0	0	0	0	0	0	0	0	.323
Mar 03	USC	*dh	3	0	3	0	1	0	0	1	0	0	0	0	0	0	0	0	0	0	.382
Mar 04	USC	*of	1	0	0	0	0	0	0	3	0	0	1	0	0	0	0	3	0	0	.371
Mar 09	KENT STATE-1	*dh	3	0	0	0	0	0	0	1	0	0	0	0	0	0	1	0	0	0	.342
Mar 09	KENT STATE-2	*dh	3	0	2	2	0	0	0	0	0	0	0	0	1	0	0	0	0	0	.366
Mar 11	KENT STATE	*dh	3	0	1	1	0	0	0	2	0	0	0	0	0	0	0	0	0	0	.364
Mar 13	TEXAS	*dh	3	1	1	1	1	0	0	0	0	0	0	0	0	0	2	0	0	0	.362
Mar 16	KENTUCKY	*dh	2	1	1	0	0	0	0	2	0	0	1	0	0	0	1	0	0	0	.367
Mar 17	KENTUCKY-1	*dh	4	1	1	1	0	0	1	1	0	0	0	0	0	0	1	0	0	0	.358
Mar 17	KENTUCKY-2	*dh	4	3	3	4	1	0	1	2	0	0	0	0	0	0	0	0	0	0	.386
Mar 21	at Charlotte	*dh	4	0	1	0	0	0	0	0	0	0	0	0	0	0	1	0	0	0	.377
Mar 23	at Florida	*dh	5	0	0	0	0	0	0	0	0	0	0	0	0	1	0	0	0	0	.348
Mar 24	at Florida	*dh	3	0	0	0	0	0	0	1	0	0	0	0	0	0	1	0	0	0	.333
Mar 25	at Florida	ph	1	0	0	0	0	0	0	0	0	0	0	0	0	0	0	0	0	0	.329
Mar 27	at Memphis	*dh	3	0	1	0	0	0	0	2	0	0	0	0	0	0	0	0	0	0	.329
Mar 29	at Ole Miss	*dh	5	0	1	1	0	0	0	0	0	0	0	0	0	0	2	0	0	0	.321
Mar 30	at Ole Miss	*dh	4	0	0	0	0	0	0	0	0	0	0	0	0	0	2	0	0	0	.305
Mar 31	at Ole Miss	*dh	4	0	1	0	1	0	0	0	0	0	1	0	0	0	0	0	0	0	.302
Apr 03	ULM	*of	4	1	1	1	1	0	0	0	0	0	0	0	0	0	1	0	0	0	.300
Apr 06	AUBURN	*dh	4	1	1	1	0	0	1	0	0	0	0	0	0	0	0	0	0	0	.298
Apr 07	AUBURN	*dh	5	1	2	2	1	0	0	0	0	0	0	0	0	0	1	0	0	0	.303
Apr 08	AUBURN	*dh	2	0	0	0	0	0	0	2	0	0	0	0	0	0	2	0	0	0	.297
Apr 12	SOUTH CAROLINA	*dh	4	1	1	0	0	0	0	1	0	0	0	0	0	0	1	0	0	0	.295
Apr 14	SOUTH CAROLINA-1	*dh	3	0	0	0	0	0	0	0	0	0	0	0	0	0	1	0	0	0	.287
Apr 14	SOUTH CAROLINA-2	*dh	2	1	1	0	0	0	0	1	0	0	0	0	0	0	0	0	0	0	.291
Apr 17	MISSOURI STATE	*dh	5	1	1	0	0	1	0	0	0	0	0	0	0	0	2	0	0	0	.287
Apr 20	at Mississippi State	*dh	5	0	0	0	0	0	0	0	0	0	0	0	0	1	2	0	0	0	.275
Apr 21	at Mississippi State-1	*dh	2	0	1	1	0	0	0	0	0	0	0	0	0	0	1	0	0	0	.279
Apr 21	at Mississippi State-2	ph	1	0	1	1	0	0	0	0	0	0	0	0	0	0	0	0	0	0	.285
Apr 24	TEXAS TECH	*dh	3	1	2	1	0	0	0	2	0	0	0	0	0	0	0	0	0	0	.294
Apr 28	ALABAMA	*dh	4	1	3	2	0	0	1	0	0	0	0	0	0	0	1	0	0	0	.308
Apr 29	ALABAMA	*dh	3	1	0	0	0	0	0	2	0	0	0	0	0	0	2	0	0	0	.301
May 05	at LSU	ph	0	1	0	0	0	0	0	1	0	0	0	0	0	0	0	0	0	0	.301
May 06	at LSU	*dh	2	1	0	0	0	0	0	2	0	0	0	0	0	0	0	0	0	0	.296
May 11	TEXAS A&M	*dh	4	1	2	0	0	0	0	1	0	0	0	0	0	0	0	0	0	0	.302
May 12	TEXAS A&M	*dh	3	0	1	0	0	0	0	0	0	0	1	0	0	0	0	0	0	0	.303
May 13	TEXAS A&M	*dh	4	1	2	4	0	0	1	0	0	0	0	0	0	0	0	0	0	0	.308
May 17	at Georgia	*dh	3	2	1	2	0	0	1	1	0	0	1	0	0	0	1	0	0	0	.309
May 18	at Georgia	*dh	5	0	1	0	0	0	0	0	1	0	0	0	0	0	1	0	0	0	.305
May 19	at Georgia	*dh	4	1	1	0	0	0	0	0	0	0	0	0	0	1	1	0	0	0	.304
May 23	vs South Carolina	*dh	3	2	2	1	0	0	0	2	0	0	0	0	0	0	0	0	0	0	.311
May 25	vs Florida	*dh	1	2	1	0	1	0	0	3	0	0	0	0	0	0	0	0	0	0	.315
May 26	vs LSU	*dh	3	0	0	0	0	0	0	1	0	0	0	0	0	0	0	0	0	0	.309
Jun 01	ORAL ROBERTS	*dh	4	0	1	0	0	0	0	0	0	0	0	0	0	0	0	0	0	0	.308
Jun 02	SOUTHERN MISS	*dh	4	1	0	0	0	0	0	1	0	0	0	0	0	2	1	0	0	0	.301
Jun 03	DALLAS BAPTIST	*dh	4	1	1	0	0	0	0	0	0	0	0	0	0	0	1	0	0	0	.299
Jun 09	SOUTH CAROLINA	*dh	3	1	1	1	0	0	0	2	0	0	0	0	0	0	0	0	0	0	.300
Jun 10	SOUTH CAROLINA	*dh	5	0	1	0	0	0	0	0	0	0	0	0	0	0	3	0	0	0	.297
Jun 11	SOUTH CAROLINA	*dh	4	1	3	4	0	0	0	0	0	0	0	0	1	0	0	0	0	0	.307
Jun 17	vs Texas	*dh	4	2	1	2	0	0	1	0	0	0	1	0	0	0	1	0	0	0	.306
Jun 20	vs Texas Tech	*dh	3	0	0	0	0	0	0	0	0	0	0	0	0	0	3	0	0	0	.301
Totals		56gs	196	39	59	41	9	1	9	41	1	0	8	0	2	6	42	4	0	0	.301

On base pct. .437 • Slugging pct. .495

Individual Game-By-Game

2018 Arkansas Baseball
Individual Game-by-Game for Arkansas (as of Jun 20, 2018)

#32 Matt Cronin - 5 games (All games)

Date	Opponent	Pos	AB	R	H	RBI	2B	3B	HR	BB	SB	CS	HBP	SAC	SF	GDP	K	PO	A	E	Avg
Feb 18	BUCKNELL	p	0	0	0	0	0	0	0	0	0	0	0	0	0	0	0	0	1	0	.000
Feb 21	vs Arizona	p	0	0	0	0	0	0	0	0	0	0	0	0	0	0	0	0	1	0	.000
Mar 16	KENTUCKY	p	0	0	0	0	0	0	0	0	0	0	0	0	0	0	0	0	1	0	.000
Apr 06	AUBURN	p	0	0	0	0	0	0	0	0	0	0	0	0	0	0	0	0	1	0	.000
Jun 20	vs Texas Tech	p	0	0	0	0	0	0	0	0	0	0	0	0	0	0	0	0	1	0	.000
Totals		Ogs	0	0	0	0	0	0	0	0	0	0	0	0	0	0	0	0	5	0	.000

On base pct. .000 • Slugging pct. .000

#32 Matt Cronin - 22 appearances (All games)

Date	Opponent	GS	IP	H	R	ER	BB	SO	2B	3B	HR	WP	BK	HBP	IBB	Score	W-L	Sv	ERA	NP
Feb 18	BUCKNELL		1.0	1	0	0	0	1	1	0	0	0	0	0	0	3-1	1-0	0	0.00	17
Feb 21	vs Arizona		2.1	0	0	0	1	3	0	0	0	0	0	0	0	1-0	1-0	1	0.00	38
Feb 24	at San Diego State		4.0	0	0	0	0	5	0	0	0	0	0	0	0	5-2	2-0	1	0.00	49
Mar 03	USC		2.2	2	2	2	2	2	1	0	0	2	0	0	0	1-3	2-0	1	1.80	55
Mar 09	KENT STATE-2		1.0	0	0	0	0	1	0	0	0	0	0	0	0	4-10	2-0	1	1.64	8
Mar 14	TEXAS		1.2	1	0	0	0	2	0	0	0	0	0	1	0	7-5	2-0	2	1.42	20
Mar 16	KENTUCKY		2.2	4	2	2	0	4	1	0	0	0	0	0	0	9-4	2-0	3	2.35	50
Mar 23	at Florida		2.0	1	0	0	0	4	1	0	0	0	0	0	0	6-3	2-0	4	2.08	36
Mar 25	at Florida		1.2	1	1	1	0	0	0	0	1	0	0	0	0	4-5	2-0	4	2.37	20
Mar 29	at Ole Miss		3.0	1	0	0	1	5	0	0	0	0	0	0	0	6-4	2-0	5	2.05	44
Mar 31	at Ole Miss		2.0	1	2	2	1	1	0	0	1	0	0	0	0	10-11	2-0	5	2.62	26
Apr 06	AUBURN		2.2	0	0	0	0	1	0	0	0	0	0	0	0	2-1	2-0	6	2.36	35
Apr 10	GRAMBLING STATE		1.0	0	0	0	0	1	0	0	0	0	0	0	0	7-6	2-0	7	2.28	20
Apr 14	SOUTH CAROLINA-1		1.0	0	0	0	0	1	0	0	0	0	0	0	0	2-0	2-0	8	2.20	13
Apr 14	SOUTH CAROLINA-2		2.0	1	0	0	0	1	0	0	0	0	0	0	0	3-0	2-0	9	2.05	32
Apr 20	at Mississippi State		2.0	1	3	3	3	5	0	0	0	2	0	0	0	5-6	2-1	9	2.76	51
May 13	TEXAS A&M		2.0	0	2	2	2	2	0	0	0	0	0	0	0	6-3	2-1	9	3.12	27
May 17	at Georgia		2.2	3	1	1	0	3	0	0	0	0	0	0	0	8-6	2-1	10	3.13	-
May 25	vs Florida		2.0	0	0	0	1	5	0	0	0	1	0	0	0	8-2	2-1	11	2.97	32
Jun 03	DALLAS BAPTIST		2.0	3	1	1	0	4	1	0	0	0	0	0	0	4-3	2-1	12	3.05	36
Jun 11	SOUTH CAROLINA		1.0	0	0	0	1	1	0	0	0	0	0	0	0	14-4	2-1	12	2.98	20
Jun 20	vs Texas Tech		1.1	2	2	2	1	2	1	0	0	0	0	0	0	7-4	2-1	12	3.30	27
Totals		0	43.2	22	16	16	13	54	6	0	2	5	0	1	0	122-83	2-1	12	3.30	-

#88 Zebulon Vermillion - 3 games (All games)

Date	Opponent	Pos	AB	R	H	RBI	2B	3B	HR	BB	SB	CS	HBP	SAC	SF	GDP	K	PO	A	E	Avg
Mar 09	KENT STATE-2	p	0	0	0	0	0	0	0	0	0	0	0	0	0	0	0	0	1	0	.000
Mar 17	KENTUCKY-1	p	0	0	0	0	0	0	0	0	0	0	0	0	0	0	0	1	0	0	.000
Apr 21	at Mississippi State-1	p	0	0	0	0	0	0	0	0	0	0	0	0	0	0	0	0	1	0	.000
Totals		Ogs	0	0	0	0	0	0	0	0	0	0	0	0	0	0	0	1	2	0	.000

On base pct. .000 • Slugging pct. .000

#88 Zebulon Vermillion - 7 appearances (All games)

Date	Opponent	GS	IP	H	R	ER	BB	SO	2B	3B	HR	WP	BK	HBP	IBB	Score	W-L	Sv	ERA	NP
Feb 17	BUCKNELL		1.0	3	2	2	0	1	0	0	0	1	0	0	0	32-4	0-0	0	18.00	25
Feb 28	DAYTON		3.0	3	1	0	0	3	0	0	0	0	0	1	0	18-1	0-0	1	4.50	38
Mar 09	KENT STATE-2		1.0	0	0	0	0	1	0	0	0	0	0	0	0	4-10	0-0	1	3.60	8
Mar 17	KENTUCKY-1		1.0	2	1	1	0	2	0	0	0	0	0	0	0	14-2	0-0	1	4.50	20
Mar 21	at Charlotte		0.2	0	0	0	0	0	0	0	0	0	0	0	0	3-6	0-0	1	4.05	4
Mar 24	at Florida		2.1	3	1	1	0	4	1	0	0	1	0	0	0	2-17	0-0	1	4.00	29
Apr 21	at Mississippi State-1		0.1	1	1	1	0	0	0	0	0	0	0	0	0	3-5	0-0	1	4.82	6
Totals		0	9.1	12	6	5	0	11	1	0	0	2	0	1	0	76-45	0-0	1	4.82	-

Individual Game-By-Game

2018 Arkansas Baseball
Individual Game-by-Game for Arkansas (as of Jun 20, 2018)

#48 Zack Plunkett - 7 games (All games)

Date	Opponent	Pos	AB	R	H	RBI	2B	3B	HR	BB	SB	CS	HBP	SAC	SF	GDP	K	PO	A	E	Avg
Feb 16	BUCKNELL	ph/c	1	0	0	0	0	0	0	0	0	0	0	0	0	0	1	2	0	0	.000
Feb 17	BUCKNELL	ph/of	2	0	0	0	0	0	0	1	0	0	0	0	0	0	0	2	0	0	.000
Feb 28	DAYTON	c	3	0	1	1	0	0	0	0	0	0	0	0	0	0	0	5	0	0	.167
Mar 13	TEXAS	c	1	0	0	0	0	0	0	0	0	0	0	0	0	0	0	1	0	0	.143
Mar 17	KENTUCKY-1	ph	1	1	1	1	0	0	1	0	0	0	0	0	0	0	0	0	0	0	.250
Mar 24	at Florida	ph	1	0	0	0	0	0	0	0	0	0	0	0	0	0	0	0	0	0	.222
Apr 21	at Mississippi State-2	c	0	0	0	0	0	0	0	0	0	0	0	0	0	0	0	1	0	0	.222
Totals		0gs	9	1	2	2	0	0	1	1	0	0	0	0	0	0	1	11	0	0	.222

On base pct. .300 • Slugging pct. .556



Career Statistics

Individual Career History



Jax Biggers

Year	avg	gp-gs	ab	r	h	2b	3b	hr	rbi	tb	slg%	bb	hbp	so	gdp	ob%	sf	sh	sb-att	po	a	e	fld%
2017	.338	63-62	213	48	72	14	4	4	37	106	.498	30	3	30	2	.423	2	4	3-4	83	157	9	.964
2018	.282	58-56	195	34	55	9	0	4	26	76	.390	36	2	26	2	.388	7	3	7-8	76	97	9	.951
TOTAL	.311	121-118	408	82	127	23	4	8	63	182	.446	66	5	56	4	.406	9	7	10-12	159	254	18	.958

Caleb Bolden

Year	avg	gp-gs	ab	r	h	2b	3b	hr	rbi	tb	slg%	bb	hbp	so	gdp	ob%	sf	sh	sb-att	po	a	e	fld%
2018	.000	0-0	0	0	0	0	0	0	0	0	.000	0	0	0	0	.000	0	0	0-0	3	5	0	1.000
TOTAL	.000	0-0	0	0	0	0	0	0	0	0	.000	0	0	0	0	.000	0	0	0-0	3	5	0	1.000

Year	era	w-l	app	gs	cq	sho	sv	ip	h	r	er	bb	so	2b	3b	hr	bf	bavg	wp	hbp	bk	sfa	sha
2018	4.40	3-0	10	4	0	0/1	0	28.2	33	14	14	13	25	3	0	2	125	.306	5	2	0	0	2
TOTAL	4.40	3-0	10	4	0	0/1	0	28.2	33	14	14	13	25	3	0	2	125	.306	5	2	0	0	2

Luke Bonfield

Year	avg	gp-gs	ab	r	h	2b	3b	hr	rbi	tb	slg%	bb	hbp	so	gdp	ob%	sf	sh	sb-att	po	a	e	fld%
2015	.177	28-17	62	11	11	1	0	0	7	12	.194	16	0	18	1	.346	0	0	0-0	4	0	0	1.000
2016	.304	49-48	171	29	52	11	0	8	39	87	.509	26	4	41	4	.402	3	0	0-2	42	0	1	.977
2017	.294	64-64	248	41	73	9	1	9	49	111	.448	30	2	44	6	.366	7	1	1-3	54	0	1	.982
2018	.301	60-56	196	39	59	9	1	9	41	97	.495	41	8	42	6	.437	2	0	1-1	4	0	0	1.000
TOTAL	.288	201-185	677	120	195	30	2	26	136	307	.453	113	14	145	17	.395	12	1	2-6	104	0	2	.981

Bryce Bonnin

Year	avg	gp-gs	ab	r	h	2b	3b	hr	rbi	tb	slg%	bb	hbp	so	gdp	ob%	sf	sh	sb-att	po	a	e	fld%
2018	.000	0-0	0	0	0	0	0	0	0	0	.000	0	0	0	0	.000	0	0	0-0	2	2	0	1.000
TOTAL	.000	0-0	0	0	0	0	0	0	0	0	.000	0	0	0	0	.000	0	0	0-0	2	2	0	1.000

Year	era	w-l	app	gs	cq	sho	sv	ip	h	r	er	bb	so	2b	3b	hr	bf	bavg	wp	hbp	bk	sfa	sha
2018	4.26	1-0	11	1	0	0/1	0	19.0	17	11	9	12	16	2	0	1	82	.254	3	1	0	1	1
TOTAL	4.26	1-0	11	1	0	0/1	0	19.0	17	11	9	12	16	2	0	1	82	.254	3	1	0	1	1

Isaiah Campbell

Year	avg	gp-gs	ab	r	h	2b	3b	hr	rbi	tb	slg%	bb	hbp	so	gdp	ob%	sf	sh	sb-att	po	a	e	fld%
2016	.000	0-0	0	0	0	0	0	0	0	0	.000	0	0	0	0	.000	0	0	0-0	2	6	0	1.000
2018	.000	0-0	0	0	0	0	0	0	0	0	.000	0	0	0	0	.000	0	0	0-0	8	7	0	1.000
TOTAL	.000	0-0	0	0	0	0	0	0	0	0	.000	0	0	0	0	.000	0	0	0-0	10	13	0	1.000

Year	era	w-l	app	gs	cq	sho	sv	ip	h	r	er	bb	so	2b	3b	hr	bf	bavg	wp	hbp	bk	sfa	sha
2016	3.69	3-1	13	6	0	0/0	0	31.2	31	19	13	11	23	4	0	4	139	.256	1	3	0	1	3
2017	40.50	0-0	1	0	0	0/0	0	0.2	3	3	3	1	1	1	0	0	6	.600	1	0	0	0	0
2018	4.19	4-6	16	15	0	0/1	0	62.1	63	36	29	28	65	19	1	4	274	.261	7	2	0	1	2
TOTAL	4.28	7-7	30	21	0	0/1	0	94.2	97	58	45	40	89	24	1	8	419	.264	9	5	0	2	5

Eric Cole

Year	avg	gp-gs	ab	r	h	2b	3b	hr	rbi	tb	slg%	bb	hbp	so	gdp	ob%	sf	sh	sb-att	po	a	e	fld%
2016	.265	32-25	102	14	27	2	1	0	7	31	.304	13	1	24	0	.350	1	4	2-2	33	0	0	1.000
2017	.282	55-51	206	31	58	12	0	5	25	85	.413	19	3	25	3	.349	1	3	3-5	56	0	0	1.000
2018	.331	65-65	266	64	88	14	1	14	51	146	.549	39	3	44	4	.419	2	2	4-6	109	4	0	1.000
TOTAL	.301	152-141	574	109	173	28	2	19	83	262	.456	71	7	93	7	.383	4	9	9-13	198	4	0	1.000



Career Statistics



Individual Career History

Matt Cronin

Year	avg	gp-gs	ab	r	h	2b	3b	hr	rbi	tb	slg%	bb	hbp	so	gdp	ob%	sf	sh	sb-att	po	a	e	fld%
2017	.000	0-0	0	0	0	0	0	0	0	0	.000	0	0	0	0	.000	0	0	0-0	0	2	0	1.000
2018	.000	0-0	0	0	0	0	0	0	0	0	.000	0	0	0	0	.000	0	0	0-0	0	5	0	1.000
TOTAL	.000	0-0	0	0	0	0	0	0	0	0	.000	0	0	0	0	.000	0	0	0-0	0	7	0	1.000

Year	era	w-l	app	gs	cq	sho	sv	ip	h	r	er	bb	so	2b	3b	hr	bf	bavg	wp	hbp	bk	sfa	sha
2017	2.00	3-1	15	0	0	0/2	1	18.0	8	4	4	12	31	1	0	1	76	.136	0	3	0	0	2
2018	3.30	2-1	22	0	0	0/3	12	43.2	22	16	16	13	54	6	0	2	165	.151	5	1	0	4	1
TOTAL	2.92	5-2	37	0	0	0/5	13	61.2	30	20	20	25	85	7	0	3	241	.146	5	4	0	4	3

Dominic Fletcher

Year	avg	gp-gs	ab	r	h	2b	3b	hr	rbi	tb	slg%	bb	hbp	so	gdp	ob%	sf	sh	sb-att	po	a	e	fld%
2017	.291	59-56	220	44	64	7	1	12	37	109	.495	17	7	36	4	.356	3	3	1-2	128	3	3	.978
2018	.296	65-63	250	42	74	15	1	9	47	118	.472	20	3	46	3	.348	6	1	1-4	147	4	4	.974
TOTAL	.294	124-119	470	86	138	22	2	21	84	227	.483	37	10	82	7	.352	9	4	2-6	275	7	7	.976

Jared Gates

Year	avg	gp-gs	ab	r	h	2b	3b	hr	rbi	tb	slg%	bb	hbp	so	gdp	ob%	sf	sh	sb-att	po	a	e	fld%
2017	.246	37-35	122	19	30	3	0	6	14	51	.418	11	4	32	2	.328	0	1	0-0	16	38	3	.947
2018	.252	42-34	119	22	30	6	0	6	23	54	.454	17	5	24	3	.364	2	1	2-2	228	15	1	.996
TOTAL	.249	79-69	241	41	60	9	0	12	37	105	.436	28	9	56	5	.346	2	2	2-2	244	53	4	.987

Jack Kenley

Year	avg	gp-gs	ab	r	h	2b	3b	hr	rbi	tb	slg%	bb	hbp	so	gdp	ob%	sf	sh	sb-att	po	a	e	fld%
2017	.133	34-6	30	5	4	1	0	0	2	5	.167	2	4	13	1	.278	0	3	1-2	5	23	0	1.000
2018	.222	40-16	54	13	12	2	0	0	10	14	.259	13	3	15	0	.389	2	3	1-1	22	45	3	.957
TOTAL	.190	74-22	84	18	16	3	0	0	12	19	.226	15	7	28	1	.352	2	6	2-3	27	68	3	.969

Heston Kjerstad

Year	avg	gp-gs	ab	r	h	2b	3b	hr	rbi	tb	slg%	bb	hbp	so	gdp	ob%	sf	sh	sb-att	po	a	e	fld%
2018	.344	65-65	247	64	85	15	0	14	57	142	.575	23	18	51	3	.427	7	0	3-3	112	3	7	.943
TOTAL	.344	65-65	247	64	85	15	0	14	57	142	.575	23	18	51	3	.427	7	0	3-3	112	3	7	.943

Blaine Knight

Year	avg	gp-gs	ab	r	h	2b	3b	hr	rbi	tb	slg%	bb	hbp	so	gdp	ob%	sf	sh	sb-att	po	a	e	fld%
2016	.000	0-0	0	0	0	0	0	0	0	0	.000	0	0	0	0	.000	0	0	0-0	4	3	1	.875
2017	.000	0-0	0	0	0	0	0	0	0	0	.000	0	0	0	0	.000	0	0	0-0	4	9	1	.929
2018	.000	0-0	0	0	0	0	0	0	0	0	.000	0	0	0	0	.000	0	0	0-0	6	10	2	.889
TOTAL	.000	0-0	0	0	0	0	0	0	0	0	.000	0	0	0	0	.000	0	0	0-0	14	22	4	.900

Year	era	w-l	app	gs	cq	sho	sv	ip	h	r	er	bb	so	2b	3b	hr	bf	bavg	wp	hbp	bk	sfa	sha
2016	2.98	2-1	18	7	0	0/0	1	48.1	57	24	16	14	46	8	0	3	215	.294	0	1	2	2	4
2017	3.28	8-4	17	16	0	0/2	0	90.2	75	35	33	20	96	14	0	11	367	.222	4	4	3	1	4
2018	2.88	13-0	18	18	0	0/1	0	106.1	89	38	34	24	96	10	1	18	431	.226	1	7	3	3	4
TOTAL	3.04	23-5	53	41	0	0/3	1	245.1	221	97	83	58	238	32	1	32	1013	.239	5	12	8	6	12



Career Statistics



Individual Career History

Grant Koch

Year	avg	gp-gs	ab	r	h	2b	3b	hr	rbi	tb	slg%	bb	hbp	so	gdp	ob%	sf	sh	sb-att	po	a	e	fld%
2016	.276	29-21	76	11	21	5	1	2	14	34	.447	11	2	19	2	.382	0	0	0-1	104	20	1	.992
2017	.264	63-63	235	40	62	14	1	13	42	117	.498	33	2	47	5	.358	1	0	1-2	511	50	1	.998
2018	.246	62-58	203	35	50	6	0	7	34	77	.379	36	2	42	3	.359	4	0	4-5	478	32	1	.998
TOTAL	.259	154-142	514	86	133	25	2	22	90	228	.444	80	6	108	10	.362	5	0	5-8	1093	102	3	.997

Jacob Kostyshock

Year	avg	gp-gs	ab	r	h	2b	3b	hr	rbi	tb	slg%	bb	hbp	so	gdp	ob%	sf	sh	sb-att	po	a	e	fld%
2017	.000	0-0	0	0	0	0	0	0	0	0	.000	0	0	0	0	.000	0	0	0-0	1	1	0	1.000
2018	.000	0-0	0	0	0	0	0	0	0	0	.000	0	0	0	0	.000	0	0	0-0	2	2	0	1.000
TOTAL	.000	0-0	0	0	0	0	0	0	0	0	.000	0	0	0	0	.000	0	0	0-0	3	3	0	1.000

Year	era	w-l	app	qs	cq	sho	sv	ip	h	r	er	bb	so	2b	3b	hr	bf	bavg	wp	hbp	bk	sfa	sha
2017	6.75	1-0	6	0	0	0/0	0	5.1	6	4	4	6	6	0	0	0	30	.286	1	2	0	0	1
2018	6.43	0-0	9	0	0	0/0	1	14.0	19	12	10	8	10	3	0	1	66	.333	2	1	0	0	0
TOTAL	6.52	1-0	15	0	0	0/0	1	19.1	25	16	14	14	16	3	0	1	96	.321	3	3	0	0	1

Evan Lee

Year	avg	gp-gs	ab	r	h	2b	3b	hr	rbi	tb	slg%	bb	hbp	so	gdp	ob%	sf	sh	sb-att	po	a	e	fld%
2017	.333	17-8	42	12	14	3	0	0	8	17	.405	7	2	7	0	.451	0	0	1-1	3	1	0	1.000
2018	.300	18-14	50	11	15	2	0	3	15	26	.520	8	0	13	0	.383	2	2	1-1	20	5	2	.926
TOTAL	.315	35-22	92	23	29	5	0	3	23	43	.467	15	2	20	0	.414	2	2	2-2	23	6	2	.935

Year	era	w-l	app	qs	cq	sho	sv	ip	h	r	er	bb	so	2b	3b	hr	bf	bavg	wp	hbp	bk	sfa	sha
2017	3.60	0-0	15	1	0	0/0	2	15.0	11	7	6	6	17	3	0	4	66	.190	2	1	0	0	1
2018	5.00	4-3	15	1	0	0/0	0	18.0	24	12	10	10	14	4	0	1	86	.329	2	1	0	1	1
TOTAL	4.36	4-3	30	2	0	0/0	2	33.0	35	19	16	16	31	7	0	5	152	.267	4	2	0	1	2

Barrett Loseke

Year	avg	gp-gs	ab	r	h	2b	3b	hr	rbi	tb	slg%	bb	hbp	so	gdp	ob%	sf	sh	sb-att	po	a	e	fld%
2016	.000	0-0	0	0	0	0	0	0	0	0	.000	0	0	0	0	.000	0	0	0-0	4	4	0	1.000
2017	.000	0-0	0	0	0	0	0	0	0	0	.000	0	0	0	0	.000	0	0	0-0	3	2	2	.714
2018	.000	0-0	0	0	0	0	0	0	0	0	.000	0	0	0	0	.000	0	0	0-0	1	8	0	1.000
TOTAL	.000	0-0	0	0	0	0	0	0	0	0	.000	0	0	0	0	.000	0	0	0-0	8	14	2	.917

Year	era	w-l	app	qs	cq	sho	sv	ip	h	r	er	bb	so	2b	3b	hr	bf	bavg	wp	hbp	bk	sfa	sha
2016	3.03	1-3	17	6	0	0/1	0	32.2	24	11	11	20	35	4	1	2	138	.212	7	3	0	0	2
2017	4.21	3-0	15	2	0	0/0	0	25.2	23	15	12	17	28	3	0	2	121	.240	3	4	0	0	3
2018	2.86	4-2	25	2	0	0/0	4	50.1	33	16	16	27	64	5	0	3	206	.191	2	1	3	2	3
TOTAL	3.23	8-5	57	10	0	0/1	4	108.2	80	42	39	64	127	12	1	7	465	.209	12	8	3	2	8

Casey Martin

Year	avg	gp-gs	ab	r	h	2b	3b	hr	rbi	tb	slg%	bb	hbp	so	gdp	ob%	sf	sh	sb-att	po	a	e	fld%
2018	.348	63-58	233	46	81	13	0	13	47	133	.571	27	6	58	1	.425	2	3	8-9	52	90	12	.922
TOTAL	.348	63-58	233	46	81	13	0	13	47	133	.571	27	6	58	1	.425	2	3	8-9	52	90	12	.922

Jordan McFarland

Year	avg	gp-gs	ab	r	h	2b	3b	hr	rbi	tb	slg%	bb	hbp	so	gdp	ob%	sf	sh	sb-att	po	a	e	fld%
2017	.271	29-19	70	14	19	0	0	2	10	25	.357	9	2	21	0	.366	1	0	1-1	112	5	1	.992
2018	.299	45-29	117	34	35	3	0	3	15	47	.402	13	2	24	3	.379	0	0	0-2	203	15	3	.986
TOTAL	.289	74-48	187	48	54	3	0	5	25	72	.385	22	4	45	3	.374	1	0	1-3	315	20	4	.988



Career Statistics



Individual Career History

Kacey Murphy

Year	avg	gp-gs	ab	r	h	2b	3b	hr	rbi	tb	slg%	bb	hbp	so	gdp	ob%	sf	sh	sb-att	po	a	e	fld%
2016	.000	0-0	0	0	0	0	0	0	0	0	.000	0	0	0	0	.000	0	0	0-0	2	1	0	1.000
2017	.000	0-0	0	0	0	0	0	0	0	0	.000	0	0	0	0	.000	0	0	0-0	1	8	0	1.000
2018	.000	0-0	0	0	0	0	0	0	0	0	.000	0	0	0	0	.000	0	0	0-0	4	12	3	.842
TOTAL	.000	0-0	0	0	0	0	0	0	0	0	.000	0	0	0	0	.000	0	0	0-0	7	21	3	.903

Year	era	w-l	app	gs	cq	sho	sv	ip	h	r	er	bb	so	2b	3b	hr	bf	bavg	wp	hbp	bk	sfa	sha
2016	8.49	0-0	14	0	0	0/1	0	11.2	16	13	11	9	14	6	0	1	63	.314	0	3	0	0	0
2017	3.65	5-1	19	10	1	1/1	0	49.1	43	20	20	21	68	8	0	7	207	.239	1	4	0	2	0
2018	3.15	8-5	17	16	0	0/2	0	97.0	79	42	34	22	81	10	1	14	394	.222	7	4	0	3	9
TOTAL	3.70	13-6	50	26	1	1/4	0	158.0	138	75	65	52	163	24	1	22	664	.235	8	11	0	5	9

Casey Oplitz

Year	avg	gp-gs	ab	r	h	2b	3b	hr	rbi	tb	slg%	bb	hbp	so	gdp	ob%	sf	sh	sb-att	po	a	e	fld%
2018	.222	19-7	27	6	6	2	0	0	5	8	.296	3	1	8	0	.303	2	1	0-0	80	19	2	.980
TOTAL	.222	19-7	27	6	6	2	0	0	5	8	.296	3	1	8	0	.303	2	1	0-0	80	19	2	.980

Zack Plunkett

Year	avg	gp-gs	ab	r	h	2b	3b	hr	rbi	tb	slg%	bb	hbp	so	gdp	ob%	sf	sh	sb-att	po	a	e	fld%
2018	.222	7-0	9	1	2	0	0	1	2	5	.556	1	0	1	0	.300	0	0	0-0	11	0	0	1.000
TOTAL	.222	7-0	9	1	2	0	0	1	2	5	.556	1	0	1	0	.300	0	0	0-0	11	0	0	1.000

Kole Ramage

Year	avg	gp-gs	ab	r	h	2b	3b	hr	rbi	tb	slg%	bb	hbp	so	gdp	ob%	sf	sh	sb-att	po	a	e	fld%
2018	1.000	1-0	1	0	1	0	0	0	1	1	1.000	0	0	0	0	1.000	0	0	0-0	3	6	0	1.000
TOTAL	1.000	1-0	1	0	1	0	0	0	1	1	1.000	0	0	0	0	1.000	0	0	0-0	3	6	0	1.000

Year	era	w-l	app	gs	cq	sho	sv	ip	h	r	er	bb	so	2b	3b	hr	bf	bavg	wp	hbp	bk	sfa	sha
2018	4.18	1-1	19	2	0	0/1	0	32.1	34	29	15	15	47	5	0	3	150	.270	8	2	0	2	5
TOTAL	4.18	1-1	19	2	0	0/1	0	32.1	34	29	15	15	47	5	0	3	150	.270	8	2	0	2	5

Jake Reindl

Year	avg	gp-gs	ab	r	h	2b	3b	hr	rbi	tb	slg%	bb	hbp	so	gdp	ob%	sf	sh	sb-att	po	a	e	fld%
2017	.000	0-0	0	0	0	0	0	0	0	0	.000	0	0	0	0	.000	0	0	0-0	3	3	1	.857
2018	.000	0-0	0	0	0	0	0	0	0	0	.000	0	0	0	0	.000	0	0	0-0	2	7	1	.900
TOTAL	.000	0-0	0	0	0	0	0	0	0	0	.000	0	0	0	0	.000	0	0	0-0	5	10	2	.882

Year	era	w-l	app	gs	cq	sho	sv	ip	h	r	er	bb	so	2b	3b	hr	bf	bavg	wp	hbp	bk	sfa	sha
2016	5.40	0-0	6	0	0	0/1	0	5.0	6	3	3	0	5	1	0	0	21	.286	1	0	0	0	0
2017	2.31	4-1	24	0	0	0/1	3	50.2	39	16	13	16	49	10	1	2	207	.212	4	4	0	1	2
2018	2.96	3-1	24	1	0	0/0	5	51.2	47	23	17	18	63	5	0	3	226	.237	8	7	0	0	3
TOTAL	2.77	7-2	54	1	0	0/2	8	107.1	92	42	33	34	117	16	1	5	454	.228	13	11	0	1	5



Career Statistics



Individual Career History

Cody Scroggins

Year	avg	gp-gs	ab	r	h	2b	3b	hr	rbi	tb	slg%	bb	hbp	so	gdp	ob%	sf	sh	sb-att	po	a	e	fld%
2016	.204	28-16	49	7	10	0	0	0	6	10	.204	6	0	8	1	.291	0	4	4-4	15	23	2	.950
2017	.000	0-0	0	0	0	0	0	0	0	0	.000	0	0	0	0	.000	0	0	0-0	0	0	1	.000
2018	.000	0-0	0	0	0	0	0	0	0	0	.000	0	0	0	0	.000	0	0	0-0	0	4	0	1.000
TOTAL	.204	28-16	49	7	10	0	0	0	6	10	.204	6	0	8	1	.291	0	4	4-4	15	27	3	.933

Year	era	w-l	app	qs	cq	sho	sv	ip	h	r	er	bb	so	2b	3b	hr	bf	bavg	wp	hbp	bk	sfa	sha
2016	5.40	0-0	4	0	0	0/0	0	3.1	3	2	2	2	1	0	0	0	14	.273	2	1	0	0	0
2017	3.86	0-0	3	0	0	0/0	0	2.1	3	1	1	1	1	0	1	0	13	.273	1	1	0	0	0
2018	5.14	0-0	15	0	0	0/2	0	14.0	11	9	8	12	17	2	0	1	68	.212	3	2	0	0	2
TOTAL	5.03	0-0	22	0	0	0/2	0	19.2	17	12	11	15	19	2	1	1	95	.230	6	4	0	0	2

Carson Shaddy

Year	avg	gp-gs	ab	r	h	2b	3b	hr	rbi	tb	slg%	bb	hbp	so	gdp	ob%	sf	sh	sb-att	po	a	e	fld%
2015	.337	44-14	89	15	30	5	1	3	19	46	.517	9	5	26	4	.427	0	0	1-2	132	19	7	.956
2016	.332	54-53	211	41	70	12	2	8	35	110	.521	23	3	52	4	.400	3	0	5-9	65	60	14	.899
2017	.279	62-62	222	48	62	10	2	8	40	100	.450	26	13	61	0	.383	3	0	6-11	104	134	16	.937
2018	.342	55-52	184	44	63	12	2	13	54	118	.641	25	9	56	4	.437	4	4	4-6	85	130	8	.964
TOTAL	.319	215-181	706	148	225	39	7	32	148	374	.530	83	30	195	12	.408	10	4	16-28	386	343	45	.942

Zebulon Vermillion

Year	avg	gp-gs	ab	r	h	2b	3b	hr	rbi	tb	slg%	bb	hbp	so	gdp	ob%	sf	sh	sb-att	po	a	e	fld%
2018	.000	0-0	0	0	0	0	0	0	0	0	.000	0	0	0	0	.000	0	0	0-0	1	2	0	1.000
TOTAL	.000	0-0	0	0	0	0	0	0	0	0	.000	0	0	0	0	.000	0	0	0-0	1	2	0	1.000

Year	era	w-l	app	qs	cq	sho	sv	ip	h	r	er	bb	so	2b	3b	hr	bf	bavg	wp	hbp	bk	sfa	sha
2018	4.82	0-0	7	0	0	0/0	1	9.1	12	6	5	0	11	1	0	0	40	.308	2	1	0	0	0
TOTAL	4.82	0-0	7	0	0	0/0	1	9.1	12	6	5	0	11	1	0	0	40	.308	2	1	0	0	0

Hunter Wilson

Year	avg	gp-gs	ab	r	h	2b	3b	hr	rbi	tb	slg%	bb	hbp	so	gdp	ob%	sf	sh	sb-att	po	a	e	fld%
2017	.310	14-10	29	3	9	0	0	0	6	9	.310	3	1	2	0	.394	0	1	0-1	4	16	0	1.000
2018	.283	30-12	46	10	13	2	0	1	12	18	.391	4	2	9	2	.365	0	1	2-2	42	22	4	.941
TOTAL	.293	44-22	75	13	22	2	0	1	18	27	.360	7	3	11	2	.376	0	2	2-3	46	38	4	.955

2018 Stats vs. Florida



2018 Arkansas Baseball Overall Statistics for Arkansas (as of Jun 20, 2018) (vs. Florida Sorted by Batting avg)



Record: 2-2 Home: 0-0 Away: 1-2 Neutral: 1-0 SEC: 1-2

Player	avg	gp-gs	ab	r	h	2b	3b	hr	rbi	tb	slg%	bb	hp	so	gdp	ob%	sf	sh	sb-att	po	a	e	fld%	
18 Heston Kjerstad	.500	4-4	16	7	8	3	0	1	2	14	.875	1	1	3	0	.556	0	0	0-0	6	0	1	.857	
9 Jax Biggers	.267	4-4	15	1	4	0	0	0	0	4	.267	2	0	3	0	.353	0	0	0-0	4	5	0	1.000	
15 Casey Martin	.250	4-3	12	1	3	0	0	1	2	6	.500	2	0	4	0	.357	0	0	1-1	3	9	0	1.000	
24 Dominic Fletcher	.235	4-4	17	2	4	1	0	1	3	8	.471	0	0	2	1	.222	1	0	0-0	8	1	1	.900	
20 Carson Shaddy	.231	4-4	13	0	3	0	0	0	3	3	.231	2	1	6	1	.353	1	0	1-1	6	6	0	1.000	
8 Eric Cole	.188	4-4	16	2	3	0	0	0	0	3	.188	4	0	4	0	.350	0	0	0-0	8	0	0	1.000	
33 Grant Koch	.143	4-4	14	1	2	0	0	1	2	5	.357	1	0	3	0	.200	0	0	0-0	34	1	0	1.000	
17 Luke Bonfield	.100	4-3	10	2	1	1	0	0	0	2	.200	4	0	1	1	.357	0	0	0-0	0	0	0	.000	

6 Hunter Wilson	.500	3-1	4	1	2	0	0	1	4	5	1.250	0	0	0	0	.500	0	0	0-0	1	2	1	.750	
7 Jack Kenley	.500	4-0	2	0	1	0	0	0	0	1	.500	0	0	1	0	.500	0	0	0-0	1	1	0	1.000	
3 Jared Gates	.429	2-2	7	1	3	0	0	1	3	6	.857	1	0	1	0	.444	1	0	0-0	14	0	0	1.000	
27 Evan Lee	.400	1-1	5	1	2	0	0	1	1	5	1.000	0	0	2	0	.400	0	0	0-0	0	0	0	.000	
13 Jordan McFarland	.286	2-2	7	1	2	0	0	0	0	2	.286	1	0	1	0	.375	0	0	0-0	10	1	0	1.000	
12 Casey Opitz	.000	1-0	1	0	0	0	0	0	0	0	.000	1	0	1	0	.500	0	0	0-0	6	0	0	1.000	
48 Zack Plunkett	.000	1-0	1	0	0	0	0	0	0	0	.000	0	0	0	0	.000	0	0	0-0	0	0	0	.000	
Totals	.271	4	140	20	38	5	0	7	20	64	.457	19	2	32	3	.360	3	0	2-2	102	31	3	.978	
Opponents	.248	4	129	27	32	6	1	6	23	58	.450	20	2	39	3	.353	2	0	0-0	108	32	2	.986	

LOB - Team (36), Opp (24). DPs turned - Team (4), Opp (3).

(vs. Florida Sorted by Earned run avg)

Player	era	w-l	app	gs	cg	sho	sv	ip	h	r	er	bb	so	2b	3b	hr	b/avg	wp	hp	bk	sfa	sha
32 Matt Cronin	1.59	0-0	3	0	0	0/0	2	5.2	2	1	1	1	9	1	0	1	.111	1	0	0	1	0
16 Blaine Knight	2.84	2-0	2	2	0	0/0	0	12.2	9	4	4	7	14	1	0	3	.200	0	1	1	0	0
21 Kacey Murphy	4.26	0-1	1	1	0	0/0	0	6.1	4	4	3	3	6	1	1	1	.174	2	0	0	1	0

99 Jackson Rutledge	0.00	0-0	1	0	0	0/0	0	0.1	1	0	0	0	0	0	0	0	.500	0	0	0	0	0
88 Zebulon Vermillion	3.86	0-0	1	0	0	0/0	0	2.1	3	1	1	0	4	1	0	0	.300	1	0	0	0	0
46 Barrett Loseke	9.00	0-0	1	0	0	0/0	0	1.0	1	1	1	1	2	0	0	0	.250	0	0	0	0	0
35 Jacob Kostyshock	12.27	0-0	1	0	0	0/0	0	3.2	7	7	5	2	2	2	0	0	.412	1	1	0	0	0
31 Caleb Bolden	27.00	0-0	1	0	0	0/0	0	1.0	1	3	3	2	0	0	0	0	.333	0	0	0	0	0
55 Isaiah Campbell	45.00	0-1	1	1	0	0/0	0	1.0	4	6	5	4	2	0	0	1	.571	0	0	0	0	0
Totals	6.09	2-2	4	4	0	0/0	2	34.0	32	27	23	20	39	6	1	6	.248	5	2	1	2	0
Opponents	5.00	2-2	4	4	0	0/0	0	36.0	38	20	20	19	32	5	0	7	.271	1	2	0	3	0

Box Scores vs. Florida



2018 Arkansas Baseball
#4 Arkansas at #2 Florida
 Mar 23, 2018 at Gainesville, Fla. (McKethan Stadium)



Arkansas 6 (17-5,4-0 SEC)

Florida 3 (19-5,2-2 SEC)

Player	ab	r	h	rbi	bb	so	po	a	lob
Jax Biggers ss	5	0	0	0	0	2	1	2	2
Eric Cole rf	5	0	1	0	0	2	1	0	0
Casey Martin 3b	3	0	0	0	1	2	0	0	0
Jack Kenley 3b	1	0	1	0	0	0	1	0	0
Luke Bonfield dh	5	0	0	0	0	0	0	0	3
Dominic Fletcher cf	4	2	2	1	0	0	1	0	0
Jordan McFarland 1b	3	1	1	0	1	0	3	0	0
Heston Kjerstad lf	3	3	3	2	1	0	4	0	0
Grant Koch c	4	0	1	0	0	1	14	0	0
Carson Shaddy 2b	3	0	1	3	0	2	2	1	2
Blaine Knight p	0	0	0	0	0	0	0	0	0
Jackson Rutledge p	0	0	0	0	0	0	0	0	0
Matt Cronin p	0	0	0	0	0	0	0	0	0
Totals	36	6	10	6	3	9	27	3	7

Player	ab	r	h	rbi	bb	so	po	a	lob
Wil Dalton rf	5	1	1	1	0	3	0	0	0
Nelson Maldonado dh	4	0	0	0	1	4	0	0	1
JJ Schwarz c	4	0	0	0	0	1	8	1	1
Jonathan India 3b	3	1	2	0	1	1	0	1	0
Deacon Liput ss	4	1	2	2	0	1	0	3	0
Blake Reese 2b	3	0	0	0	1	1	1	2	0
Austin Langworthy lf	2	0	0	0	1	0	2	0	1
Jonah Girand ph	1	0	0	0	0	1	0	0	1
Shane Shifflett lf	0	0	0	0	0	0	0	0	0
Nick Horvath cf	4	0	1	0	0	1	3	0	0
Keenan Bell 1b	3	0	0	0	0	1	13	0	4
Brady Smith ph	1	0	1	0	0	0	0	0	0
Brady Singer p	0	0	0	0	0	0	0	2	0
Andrew Baker p	0	0	0	0	0	0	0	0	0
Jack Leftwich p	0	0	0	0	0	0	0	0	0
Totals	34	3	7	3	4	14	27	9	8

Score by Innings	1	2	3	4	5	6	7	8	9	R	H	E
Arkansas	0	3	0	2	0	1	0	0	0	6	10	0
Florida	0	0	0	2	0	0	1	0	0	3	7	1

E - Reese(4). DP - UF 1. LOB - ARK 7; UF 8. 2B - H. Kjerstad(5); Smith(3). HR - D. Fletcher(3); H. Kjerstad(6); Dalton(10); Liput(1). SF - C. Shaddy(1). SB - C. Shaddy(2).

Arkansas	ip	h	r	er	bb	so	ab	bf
Blaine Knight	6.2	5	3	3	4	10	25	29
Jackson Rutledge	0.1	1	0	0	0	0	2	2
Matt Cronin	2.0	1	0	0	0	4	7	7

Florida	ip	h	r	er	bb	so	ab	bf
Brady Singer	7.0	7	6	6	2	7	28	31
Andrew Baker	0.1	1	0	0	1	0	2	3
Jack Leftwich	1.2	2	0	0	0	2	6	6

Win - B. Knight (4-0). Loss - Singer (5-1). Save - M. Cronin (4).

Umpires - HP: Jeff Head 1B: Jason Bradley 2B: Fred Cannon 3B: Christopher Griffith
 Start: 6:32 pm Time: 3:05 Attendance: 5025
 Weather: Sunny; 71; Wind: NW 8 mph
 J. Rutledge faced 1 batter in the 8th.

Box Scores vs. Florida



2018 Arkansas Baseball #4 Arkansas at #2 Florida

Mar 24, 2018 at Gainesville, Fla. (McKethan Stadium)



Arkansas 2 (17-6,4-1 SEC)

Florida 17 (20-5,3-2 SEC)

Player	ab	r	h	rbi	bb	so	po	a	lob
Jax Biggers ss	4	0	1	0	0	0	3	3	1
Jack Kenley ph/ss	1	0	0	0	0	1	0	0	0
Eric Cole rf	4	0	1	0	1	1	1	0	0
Casey Martin 3b	3	0	0	0	1	0	0	2	0
Hunter Wilson 3b	1	0	1	0	0	0	0	0	0
Luke Bonfield dh	3	0	0	0	1	1	0	0	4
Zack Plunkett ph	1	0	0	0	0	0	0	0	1
Dominic Fletcher cf	4	0	0	0	0	1	1	0	2
Jordan McFarland 1b	4	0	1	0	0	1	7	1	0
Heston Kjerstad lf	4	1	2	0	0	1	0	0	0
Grant Koch c	2	1	1	2	0	0	3	0	0
Casey Opitz c	1	0	0	0	1	1	6	0	1
Carson Shaddy 2b	3	0	1	0	1	2	2	3	2
Isaiah Campbell p	0	0	0	0	0	0	0	0	0
Caleb Bolden p	0	0	0	0	0	0	0	0	0
Jacob Kostyshock p	0	0	0	0	0	0	1	2	0
Zebulon Vermillion p	0	0	0	0	0	0	0	0	0
Totals	35	2	8	2	5	9	24	11	11

Player	ab	r	h	rbi	bb	so	po	a	lob
Deacon Liput ss	5	3	4	3	1	1	3	0	0
Nelson Maldonado dh	3	2	1	2	2	0	0	0	0
Wil Dalton rf	5	2	2	0	0	1	2	0	1
JJ Schwarz c/1b	5	0	0	0	0	3	6	2	0
Jonah Girard 1b	0	0	0	0	0	0	2	0	0
Jonathan India 3b	2	3	2	4	2	0	0	1	0
Brady Smith ph/3b	1	0	1	0	0	0	0	0	0
Blake Reese 2b	2	2	0	0	2	0	1	0	0
Austin Langworthy lf	3	2	2	1	1	0	2	0	0
Shane Shifflett ph/lf	1	0	0	0	0	1	1	0	1
Keenan Bell 1b	4	1	2	2	0	1	4	1	1
Cal Greenfield c	1	0	0	0	0	0	3	0	0
Nick Horvath cf	5	2	1	1	0	1	2	0	2
Jackson Kowar p	0	0	0	0	0	0	0	0	0
Kirby McMullen p	0	0	0	0	0	0	1	0	0
Connor Churchill p	0	0	0	0	0	0	0	1	0
Totals	37	17	15	13	8	8	27	5	5

Score by Innings	1	2	3	4	5	6	7	8	9	R	H	E
Arkansas	0	0	0	2	0	0	0	0	0	2	8	2
Florida	4	2	6	0	0	5	0	0	X	17	15	0

E - D. Fletcher(4); H. Kjerstad(2). DP - ARK 2. LOB - ARK 11; UF 5. 2B - Maldonado(6); Dalton(6); Bell(4). HR - G. Koch(5); India(9). HBP - Reese.

Arkansas	ip	h	r	er	bb	so	ab	bf
Isaiah Campbell	1.0	4	6	5	4	2	7	11
Caleb Bolden	1.0	1	3	3	2	0	3	5
Jacob Kostyshock	3.2	7	7	5	2	2	17	20
Zebulon Vermillion	2.1	3	1	1	0	4	10	10

Florida	ip	h	r	er	bb	so	ab	bf
Jackson Kowar	6.0	4	2	2	4	6	22	26
Kirby McMullen	2.0	3	0	0	1	2	9	10
Connor Churchill	1.0	1	0	0	0	1	4	4

Win - Kowar (4-1). Loss - I. Campbell (2-3). Save - None.

WP - J Kostyshock(2); Z Vermillion(2); Kowar(2). HBP - by J Kostyshock (Reese).

Umpires - HP: Jason Bradley 1B: Fred Cannon 2B: Christopher Griffith 3B: Jeff Head

Start: 12:02 pm Time: 3:08 Attendance: 4815

Weather: Sunny, 70; Wind: SE 5 mph

I. Campbell faced 3 batters in the 2nd.

C. Bolden faced 3 batters in the 3rd.

Box Scores vs. Florida



2018 Arkansas Baseball
#4 Arkansas at #2 Florida
 Mar 25, 2018 at Gainesville, Fla. (McKethan Stadium)



Arkansas 4 (17-7,4-2 SEC)

Florida 5 (21-5,4-2 SEC)

Player	ab	r	h	rbi	bb	so	po	a	lob
Jax Biggers ss	3	0	1	0	1	0	0	0	1
Luke Bonfield ph	1	0	0	0	0	0	0	0	0
Jack Kenley ss	0	0	0	0	0	0	0	1	0
Eric Cole rf	3	1	0	0	2	1	4	0	2
Heston Kjerstad lf	5	1	2	0	0	1	1	0	3
Dominic Fletcher cf	4	0	1	1	0	1	3	0	2
Jared Gates 1b	4	1	2	2	0	1	8	0	0
Evan Lee dh	5	1	2	1	0	2	0	0	1
Grant Koch c	4	0	0	0	1	1	5	1	1
Hunter Wilson 3b	2	0	0	0	0	0	1	2	2
Casey Martin ph/3b	2	0	1	0	0	0	2	2	0
Carson Shaddy 2b	2	0	1	0	1	0	0	1	0
Kacey Murphy p	0	0	0	0	0	0	0	1	0
Matt Cronin p	0	0	0	0	0	0	0	0	0
Totals	35	4	10	4	5	7	24	8	12

Player	ab	r	h	rbi	bb	so	po	a	lob
Deacon Liput ss	4	0	0	0	0	1	0	0	0
Nelson Maldonado dh	4	1	1	2	0	0	0	0	1
Wil Dalton rf	4	1	0	0	0	0	6	0	0
JJ Schwarz c	4	1	1	2	0	1	7	0	0
Jonathan India 3b	4	1	2	0	0	1	1	0	0
Blake Reese 2b	1	0	0	1	2	0	1	3	0
Nick Horvath cf	3	0	0	0	0	0	5	0	3
Austin Langworthy lf	1	0	0	0	1	1	2	0	0
Kirby McMullen ph	1	0	1	0	0	0	0	0	0
Andrew Baker pr/lf	0	1	0	0	0	0	0	0	0
Brady Smith 1b	3	0	0	0	0	2	4	0	0
Keenan Bell 1b	0	0	0	0	0	0	1	0	0
Tyler Dyson p	0	0	0	0	0	0	0	0	0
Jordan Butler p	0	0	0	0	0	0	0	0	0
Michael Byrne p	0	0	0	0	0	0	0	0	0
Totals	29	5	5	5	3	6	27	3	4

Score by Innings	1	2	3	4	5	6	7	8	9	R	H	E
Arkansas	0	0	0	2	1	0	0	0	1	4	10	1
Florida	0	1	0	2	0	0	2	0	X	5	5	1

E - H. Wilson(2); Schwarz(3). LOB - ARK 12; UF 4. 2B - H. Kjerstad 2(7); D. Fletcher(7); India(6). 3B - India(2). HR - J. Gates(3); E. Lee(1); Maldonado(4); Schwarz(7). HBP - C. Shaddy. SF - D. Fletcher(3); J. Gates; Reese(1).

Arkansas	ip	h	r	er	bb	so	ab	bf
Kacey Murphy	6.1	4	4	3	3	6	23	27
Matt Cronin	1.2	1	1	1	0	0	6	6

Florida	ip	h	r	er	bb	so	ab	bf
Tyler Dyson	4.0	5	3	3	4	4	17	21
Jordan Butler	1.1	2	0	0	1	2	5	7
Michael Byrne	3.2	3	1	1	0	1	13	15

Win - Byrne (1-0). Loss - K. Murphy (3-1). Save - None.
 WP - K. Murphy 2(2). HBP - by Byrne (C. Shaddy).

Umpires - HP: Fred Cannon 1B: Christopher Griffith 2B: Jeff Head 3B: Jason Bradley
 Start: 12:02 pm Time: 3:00 Attendance: 4510
 Weather: Partly Cloudy, 76; Wind:WSW 14
 Dyson faced 2 batters in the 5th.

Box Scores vs. Florida



2018 Arkansas Baseball Arkansas vs Florida

May 25, 2018 at Hoover, Ala. (Hoover Met Complex)



Arkansas 8 (39-17)

Player	ab	r	h	rbi	bb	so	po	a	lob
Eric Cole rf	4	1	1	0	1	0	2	0	0
Carson Shaddy 2b	5	0	0	0	0	2	2	1	1
Heston Kjerstad lf	4	2	1	0	0	1	1	0	2
Luke Bonfield dh	1	2	1	0	3	0	0	0	0
Hunter Wilson pr/dh	1	1	1	4	0	0	0	0	0
Dominic Fletcher cf	5	0	1	1	0	0	3	1	0
Casey Martin 3b	4	1	2	2	0	2	1	5	0
Grant Koch c	4	0	0	0	0	1	12	0	2
Jared Gates 1b	3	0	1	1	1	0	6	0	0
Jack Kenley pr	0	0	0	0	0	0	0	0	0
Jax Biggers ss	3	1	2	0	1	1	0	0	0
Blaine Knight p	0	0	0	0	0	0	0	2	0
Barrett Loseke p	0	0	0	0	0	0	0	0	0
Matt Cronin p	0	0	0	0	0	0	0	0	0
Totals	34	8	10	8	6	7	27	9	6

Florida 2 (42-16)

Player	ab	r	h	rbi	bb	so	po	a	lob
Deacon Liput ss	3	1	1	0	1	2	2	3	0
Nelson Maldonado dh	3	0	1	0	1	0	0	0	2
Jonathan India 3b	3	1	1	1	1	1	2	3	0
Wil Dalton rf	3	0	0	0	1	1	2	0	1
Austin Langworthy lf	2	0	0	1	0	1	1	1	0
Brady Smith 1b	3	0	0	0	1	1	10	1	2
Shane Shifflett 2b	4	0	0	0	0	2	1	3	2
Jonah Girand c	4	0	1	0	0	2	7	0	0
Nick Horvath cf	3	0	1	0	0	0	1	0	0
Blake Reese ph	1	0	0	0	0	1	0	0	0
Jackson Kowar p	0	0	0	0	0	0	1	1	0
Andrew Baker p	0	0	0	0	0	0	0	3	0
Totals	29	2	5	2	5	11	27	15	7

Score by Innings	1	2	3	4	5	6	7	8	9	R	H	E
Arkansas	0	2	0	0	0	2	0	0	4	8	10	0
Florida	0	0	0	0	0	1	0	1	0	2	5	0

DP - Arkansas 2; Florida 2. LOB - Arkansas 6; Florida 7. 2B - L. Bonfield(9); Girand(1). HR - H. Wilson(1); C. Martin(13); India(17). HBP - H. Kjerstad; Langworthy. SF - Langworthy(3). SB - C. Martin(7).

Arkansas	ip	h	r	er	bb	so	ab	bf	np	Florida	ip	h	r	er	bb	so	ab	bf	np
Blaine Knight	6.0	4	1	1	3	4	20	24	99	Jackson Kowar	6.0	7	4	4	2	7	24	26	100
Barrett Loseke	1.0	1	1	1	1	2	4	5	27	Andrew Baker	3.0	3	4	4	4	0	10	15	50
Matt Cronin	2.0	0	0	0	1	5	5	7	32										

Win - B. Knight (10-0). Loss - Kowar (9-4). Save - M. Cronin (11).

WP - M. Cronin(5). HBP - by B. Knight (Langworthy); by Baker (H. Kjerstad). BK - B. Knight(3). Pitches/strikes: B. Knight 99/65; B. Loseke 27/15; M. Cronin 32/24; Kowar 100/67; Baker 50/25.

Umpires - HP: Kevin Sweeney 1B: Scott Cline 2B: Eddie Newsom 3B: Marcus Pattillo

Start: 10:03 am Time: 3:16 Attendance: 1384

Weather: 80 degrees, clear

Game notes:

Session 6 attendance: 11,035

B. Loseke faced 2 batters in the 8th.

2018 Stats vs. Texas Tech



2018 Arkansas Baseball Overall Statistics for Arkansas (as of Jun 20, 2018) (vs. Texas Tech Sorted by Batting avg)



Record: 2-0 Home: 1-0 Away: 0-0 Neutral: 1-0 SEC: 0-0

Player	avg	gp-gs	ab	r	h	2b	3b	hr	rbi	tb	slg%	bb	hp	so	gdp	ob%	sf	sh	sb-att	po	a	e	fld%	
24 Dominic Fletcher	.667	2-2	9	1	6	1	0	1	6	10	1.111	0	0	0	0	.667	0	0	0-0	1	0	0	1.000	
9 Jax Biggers	.429	2-2	7	0	3	1	0	0	1	4	.571	1	0	0	0	.500	0	0	1-2	2	4	0	1.000	
15 Casey Martin	.400	1-1	5	2	2	1	0	0	0	3	.600	0	0	3	0	.400	0	0	0-0	2	0	0	1.000	
8 Eric Cole	.375	2-2	8	3	3	0	0	0	0	3	.375	1	1	0	0	.500	0	0	0-0	1	0	0	1.000	
17 Luke Bonfield	.333	2-2	6	1	2	0	0	0	1	2	.333	2	0	3	0	.500	0	0	0-0	0	0	0	.000	
18 Heston Kjerstad	.250	2-2	8	3	2	0	0	0	0	2	.250	1	0	2	0	.333	0	0	0-0	5	0	0	1.000	
33 Grant Koch	.250	2-2	8	0	2	1	0	0	0	3	.375	0	0	2	0	.250	0	0	0-0	29	2	0	1.000	
3 Jared Gates	.143	2-2	7	1	1	0	0	1	2	4	.571	0	1	2	1	.250	0	0	0-0	2	1	0	1.000	
13 Jordan McFarland	.000	1-1	5	0	0	0	0	0	0	0	.000	0	0	2	1	.000	0	0	0-0	6	0	0	1.000	
6 Hunter Wilson	.000	2-1	5	0	0	0	0	0	0	0	.000	0	0	2	0	.000	0	0	0-0	4	0	0	1.000	

20 Carson Shaddy	.333	1-1	3	1	1	0	0	0	1	1	.333	1	0	1	0	.500	0	0	0-0	2	1	0	1.000	
10 Easton Murrell	.000	1-0	0	0	0	0	0	0	0	0	.000	0	0	0	0	.000	0	0	0-0	0	0	0	.000	
7 Jack Kenley	.000	1-0	0	0	0	0	0	0	0	0	.000	0	1	0	0	1.000	0	0	0-0	0	1	0	1.000	
Totals	.310	2	71	12	22	4	0	2	11	32	.451	6	3	17	2	.388	0	0	1-2	54	10	1	.985	
Opponents	.159	2	63	5	10	2	0	0	5	12	.190	6	1	31	1	.243	0	1	0-1	51	18	4	.945	

LOB - Team (17), Opp (12). DPs turned - Team (1), Opp (2).

(vs. Texas Tech Sorted by Earned run avg)

Player	era	w-l	app	gs	cg	sho	sv	ip	h	r	er	bb	so	2b	3b	hr	b/avg	wp	hp	bk	sfa	sha		
46 Barrett Loseke	0.00	1-0	2	0	0	0/0	1	7.2	2	0	0	0	15	0	0	0	.083	0	0	0	0	0		
99 Jackson Rutledge	3.38	0-0	1	1	0	0/0	0	2.2	4	1	1	1	3	0	0	0	.333	2	0	0	0	0		
21 Kacey Murphy	3.86	0-0	1	1	0	0/0	0	4.2	2	2	2	2	7	1	0	0	.125	1	1	0	0	1		

27 Evan Lee	0.00	1-0	1	0	0	0/0	0	1.2	0	0	0	2	4	0	0	0	.000	0	0	0	0	0		
32 Matt Cronin	13.50	0-0	1	0	0	0/0	0	1.1	2	2	2	1	2	1	0	0	.333	0	0	0	0	0		
Totals	2.50	2-0	2	2	0	0/0	1	18.0	10	5	5	6	31	2	0	0	.159	3	1	0	0	1		
Opponents	5.82	0-2	2	2	0	0/0	0	17.0	22	12	11	6	17	4	0	2	.310	1	3	0	0	0		

PB - Team (1), G. Koch 1, Opp (1). SBA/ATT - G. Koch (0-1), K. Murphy (0-1).

Box Scores vs. Texas Tech



2018 Arkansas Baseball #4 Texas Tech at #7 Arkansas Apr 24, 2018 at Fayetteville, Ark. (Baum Stadium)



Texas Tech 1 (32-10)

Arkansas 5 (29-13)

Player	ab	r	h	rbi	bb	so	po	a	lob
Holt, Gabe 2b	4	1	2	0	0	2	3	3	0
Klein, Brian rf	3	0	1	1	1	2	1	0	0
Jung, Josh 3b	4	0	1	0	0	0	0	1	1
Little, Grant lf	4	0	0	0	0	3	0	0	0
Rheams, Zach dh	3	0	0	0	1	3	0	0	1
Warren, Cameron 1b	1	0	0	0	0	1	3	0	3
Wilson, Kurt 1b	2	0	0	0	0	2	7	0	0
Masters, Cody ph	1	0	0	0	0	1	0	0	0
Davis, Michael ss	3	0	0	0	0	2	1	2	0
Farhat, Cody cf	3	0	0	0	0	1	2	0	0
Willems, Zayne c	2	0	0	0	1	0	7	0	0
Sublette, Ryan p	0	0	0	0	0	0	0	2	0
Dusek, Dylan p	0	0	0	0	0	0	0	0	0
Quezada, Jose p	0	0	0	0	0	0	0	0	0
Candelari, Nick p	0	0	0	0	0	0	0	0	0
Totals	30	1	4	1	3	17	24	8	5

Player	ab	r	h	rbi	bb	so	po	a	lob
Eric Cole rf	4	2	1	0	0	0	0	0	4
Heston Kjerstad lf	4	2	1	0	1	0	0	0	0
Luke Bonfield dh	3	1	2	1	2	0	0	0	0
Easton Murrell pr	0	0	0	0	0	0	0	0	0
Dominic Fletcher cf	5	0	2	2	0	0	0	0	0
Jared Gates 3b	3	0	0	1	0	2	0	1	4
Jack Kenley 3b	0	0	0	0	0	0	0	1	0
Jordan McFarland 1b	5	0	0	0	0	2	6	0	3
Jax Biggers ss	3	0	2	0	1	0	1	3	1
Grant Koch c	4	0	2	0	0	2	16	1	0
Hunter Wilson 2b	4	0	0	0	0	1	4	0	1
Jackson Rutledge p	0	0	0	0	0	0	0	0	0
Evan Lee p	0	0	0	0	0	0	0	0	0
Barrett Loseke p	0	0	0	0	0	0	0	0	0
Totals	35	5	10	4	4	7	27	6	13

Score by Innings	1	2	3	4	5	6	7	8	9	R	H	E
Texas Tech	0	0	1	0	0	0	0	0	0	1	4	4
Arkansas	3	2	0	0	0	0	0	0	X	5	10	0

E - Little, G.(1); Warren, C.(4); Davis, M.(10); Willems, Z.(3). DP - TTU 1; ARK 1. LOB - TTU 5; ARK 13. 2B - J. Biggers(9); G. Koch(4). HBP - E. Cole; J. Gates; J. Kenley. SB - J. Biggers(6).

Texas Tech	ip	h	r	er	bb	so	ab	bf	np
Sublette, Ryan	2.1	7	5	4	1	2	14	17	59
Dusek, Dylan	2.2	3	0	0	0	1	11	11	35
Quezada, Jose	2.0	0	0	0	1	3	7	8	34
Candelari, Nick	1.0	0	0	0	2	1	3	6	22

Arkansas	ip	h	r	er	bb	so	ab	bf	np
Jackson Rutledge	2.2	4	1	1	1	3	12	13	48
Evan Lee	1.2	0	0	0	2	4	5	7	35
Barrett Loseke	4.2	0	0	0	0	10	13	13	52

Win - E. Lee (3-2). Loss - Sublette, R. (0-2). Save - B. Loseke (1).

WP - Dusek, D.(3); J. Rutledge 2(2). HBP - by Sublette, R. (J. Gates); by Sublette, R. (E. Cole); by Candelari, N (J. Kenley). PB - G. Koch(5). Pitches/strikes: Sublette, R. 59/36; Dusek, D. 35/23; Quezada, J. 34/18; Candelari, N 22/9; J. Rutledge 48/32; E. Lee 35/21; B. Loseke 52/38.

Umpires - HP: Scott Cline 1B: Shawn Arthur 2B: Doug Williams 3B: Matt Anderson
Start: 6:32 pm Time: 3:11 Attendance: 8455

Box Scores vs. Texas Tech



2018 Arkansas Baseball Arkansas vs Texas Tech

Jun 20, 2018 at Omaha, Neb. (TD Ameritrade Park)



Arkansas 7 (46-19)

Player	ab	r	h	rbi	bb	so	po	a	lob
Eric Cole rf	4	1	2	0	1	0	1	0	0
Casey Martin 3b	5	2	2	0	0	3	2	0	1
Heston Kjerstad lf	4	1	1	0	0	2	5	0	0
Luke Bonfield dh	3	0	0	0	0	3	0	0	1
Hunter Wilson ph	1	0	0	0	0	1	0	0	0
Dominic Fletcher cf	4	1	4	4	0	0	1	0	0
Carson Shaddy 2b	3	1	1	1	1	1	2	1	1
Jared Gates 1b	4	1	1	1	0	0	2	0	0
Grant Koch c	4	0	0	0	0	0	13	1	0
Jax Biggers ss	4	0	1	1	0	0	1	1	0
Kacey Murphy p	0	0	0	0	0	0	0	0	0
Barrett Loseke p	0	0	0	0	0	0	0	0	0
Matt Cronin p	0	0	0	0	0	0	0	1	0
Totals	36	7	12	7	2	10	27	4	4

Texas Tech 4 (45-19)

Player	ab	r	h	rbi	bb	so	po	a	lob
Holt, Gabe rf	5	0	1	0	0	3	3	0	1
Klein, Brian 2b	4	0	1	2	0	1	0	4	1
Jung, Josh 3b	4	0	1	0	0	1	0	1	1
Little, Grant lf	4	0	0	0	0	2	0	0	0
Rheams, Zach dh	3	0	0	0	0	2	0	0	3
Warren, Cameron 1b	2	1	0	0	2	0	9	1	1
Davis, Michael ss	4	2	1	0	0	2	3	2	0
Farhat, Cody cf	3	1	1	2	1	1	1	0	0
Fulford, Braxton c	3	0	1	0	0	1	10	2	0
Masters, Cody ph	1	0	0	0	0	1	0	0	0
Martin, Davis p	0	0	0	0	0	0	0	0	0
Quezada, Jose p	0	0	0	0	0	0	1	0	0
McMillon, John p	0	0	0	0	0	0	0	0	0
Wilson, Kurt p	0	0	0	0	0	0	0	0	0
Totals	33	4	6	4	3	14	27	10	7

Score by Innings	1	2	3	4	5	6	7	8	9	R	H	E
Arkansas	2	1	0	2	0	0	0	2	0	7	12	1
Texas Tech	0	0	0	0	2	0	0	0	2	4	6	0

E - K. Murphy(3). DP - Texas Tech 1. LOB - Arkansas 4; Texas Tech 7. 2B - C. Martin(13); D. Fletcher(15); Klein, B.(17); Davis, M.(18). HR - D. Fletcher(9); J. Gates(6). HBP - Rheams, Z.. SH - Klein, B.(1). CS - J. Biggers(1); Warren, C.(2).

Arkansas	ip	h	r	er	bb	so	ab	bf	np	Texas Tech	ip	h	r	er	bb	so	ab	bf	np
Kacey Murphy	4.2	2	2	2	2	7	16	20	80	Martin, Davis	3.2	6	5	5	1	6	17	18	80
Barrett Loseke	3.0	2	0	0	0	5	11	11	41	Quezada, Jose	3.1	3	1	1	0	2	11	11	44
Matt Cronin	1.1	2	2	2	1	2	6	7	27	McMillon, John	1.0	3	1	1	0	1	5	5	21
										Wilson, Kurt	1.0	0	0	0	1	1	3	4	18

Win - B. Loseke (4-2). Loss - Martin, D. (7-6). Save - None.

WP - K. Murphy(7). HBP - by K. Murphy (Rheams, Z.). PB - Fulford, B.(9). Pitches/strikes: K. Murphy 80/50; B. Loseke 41/28; M. Cronin 27/21; Martin, D. 80/49; Quezada, J. 44/29; McMillon, J. 21/11; Wilson, K. 18/11.

Umpires - HP: Barry Chambers 1B: Chris Coskey 2B: Travis Katzemeier 3B: Jeff Henrichs

Start: 2:30 pm Time: 3:31 Attendance: 13637

Weather: 71 - Cloudy - W: 9 MPH NW

Game notes:

Weather Delayed Start of Game 3:30

Quezada, J. faced 1 batter in the 8th.