



# ARKANSAS RAZORBACKS

## 2018 Razorback Soccer Game Notes - WEEK 5

### '18 SCHEDULE & RESULTS

#### AUGUST

|    |                          |               |
|----|--------------------------|---------------|
| 4  | <b>KANSAS ST. (Exh.)</b> | <b>W, 1-0</b> |
| 9  | at Nebraska (Exh.)       | W, 3-1        |
| 17 | vs. Duquesne+            | W, 1-0        |
| 19 | vs. No. 9 West Virginia+ | T, 1-1 (20T)  |
| 24 | <b>OMAHA</b>             | <b>W, 2-0</b> |
| 26 | at McNeese St. (CST)     | L, 3-2 (20T)  |
| 31 | <b>BAYLOR (SECN+)</b>    | <b>W 3-2</b>  |


#### SEPTEMBER

|    |                                     |               |
|----|-------------------------------------|---------------|
| 7  | <b>FLORIDA ATLANTIC (SECN+)</b>     | <b>W, 3-1</b> |
| 9  | <b>UCONN (SECN+)</b>                | <b>W, 3-1</b> |
| 13 | at Georgia* (SECN+)                 | L, 3-1        |
| 16 | <b>PROVIDENCE (SECN+)</b>           | <b>6 p.m.</b> |
| 20 | <b>TEXAS A&amp;M* (SEC Network)</b> | <b>6 p.m.</b> |
| 23 | at Alabama* (SECN+)                 | 6 p.m.        |
| 27 | <b>MISSOURI* (SEC Network)</b>      | <b>6 p.m.</b> |

#### OCTOBER


|    |                             |                  |
|----|-----------------------------|------------------|
| 4  | <b>LSU* (SECN+)</b>         | <b>6:30 p.m.</b> |
| 7  | at Ole Miss* (SECN+)        | 2 p.m.           |
| 11 | <b>KENTUCKY* (SECN+)</b>    | <b>6:30 p.m.</b> |
| 18 | at Mississippi St.* (SECN+) | 7 p.m.           |
| 21 | <b>AUBURN* (SECN+)</b>      | <b>1 p.m.</b>    |
| 25 | at Florida* (SECN+)         | 5:30 p.m.        |

All times Central; Home game in BOLD  
 \* - SEC Game  
 + - Played in State College, Pa.



### PROVIDENCE VS. ARKANSAS

SUNDAY, SEPTEMBER 16 / 6 PM CT / RAZORBACK FIELD



| NR (USC) / NR (TDS)            | RANK                 | NR (USC) / NR (TDS)          |
|--------------------------------|----------------------|------------------------------|
| 6-2-0, 0-0-0 (3rd in Big East) | <b>2018 RECORD</b>   | 5-2-1, 0-1-0 (T-12th in SEC) |
| 13                             | <b>GOALS FOR</b>     | 16                           |
| 5                              | <b>GOALS AGAINST</b> | 11                           |
| 102                            | <b>SHOTS</b>         | 141                          |
| 48                             | <b>SHOTS ON GOAL</b> | 59                           |
| 38                             | <b>CORNER KICKS</b>  | 66                           |
| 47                             | <b>FOULS</b>         | 98                           |
| 33                             | <b>SAVES</b>         | 36                           |

### QUICK KICKS

>> Arkansas opens the conference portion of its 2018 schedule on Thursday when it travels to Athens, Georgia to take on the Georgia Bulldogs. This is the first time the Razorbacks will open the SEC schedule against Georgia since 1996.

>> The Razorbacks will return home at the end of the weekend for its final non-conference match, as they will face Providence on Sunday. This will be the second-straight year Arkansas will face Providence (L, 4-3 in Providence, R.I.)

>> Arkansas is 11-14-1 in SEC openers dating back to 1993, its' first season in the conference. Under head coach Colby Hale, the Razorbacks are 3-4 in SEC openers.

>> Arkansas continued its strong play at home last week, defeating Florida Atlantic (3-1) and UConn (3-1) to move to 4-0-0 at Razorback Field this year.

>> Sophomore Parker Goins was named the SEC Offensive Player of the Week after totaling five points in the last two matches, including a goal each against FAU and UConn. Arkansas has had a player named to a weekly award in three of the first four weeks to the season.

>> Goins has recorded a point in five-consecutive matches, including an assist in four of the last five matches. She's one of three players in the SEC with a current point streak of five or more matches (Bri Folds and Ally Watt).

>> Against Florida Atlantic, Goins scored a goal and was credited with an assist in the same game for the first time in her career. She currently leads the team in assists (4) and points (8).

>> Out of its 16 goals scored this season, Arkansas has scored 11 in the second half. Parker Goins, Tori Cannata and Marissa Kinsey each have two goals in the second half this season. Kayla McKeon leads with three second-half goals.

>> Last week, Arkansas was awarded a combined 25 corner kicks, including 18 against FAU. The Razorbacks are 5-1-0 this year when taking seven or more corners.

>> Parker Goins earned Arkansas' first penalty kick of the 2018 season last week against UConn. She converted the attempt, the first of her career. Arkansas only took two PK's in 2017, converting one (Nayeli Perez).

>> Two of Arkansas' six goals last week came off of corner kicks. The Razorbacks now have three goals off of corner kicks this year. Arkansas leads the SEC in corner attempts (61) this year.

## RAZOR NUMBERS

# 5

Parker Goins has tallied at least one point in five-consecutive matches heading into Thursday's game at Georgia.

# 10

The Razorbacks have scored 10 of their 15 goals this season in the second half.

# 61

Arkansas leads the SEC with 61 corner kicks through seven matches.



Sophomore Parker Goins was awarded the SEC's Offensive Player of the Week award on Monday, becoming the third Razorback to earn a weekly award this season after her five-point, two-goal weekend against FAU and UConn. She was also named honorable mention for Top Drawer Soccer's Team of the Week (Sept. 11).

## QUICK FACTS

### GENERAL INFORMATION

Location..... Fayetteville, Arkansas  
 Founded..... 1871  
 Enrollment..... 27,558  
 Nickname..... Razorbacks  
 School Colors..... Cardinal (PMS 202) and White  
 Conference..... Southeastern  
 Stadium (Capacity)..... Razorback Field (1,500)  
 System President..... Dr. Donald R. Bobbitt (Arkansas, 1980)  
 Chancellor... Dr. Joseph E. Steinmetz (Central Michigan, 1977)  
 Athletic Director..... Hunter Yurachek (Guilford College, 1990)  
 SWA..... Julie Cromer Peoples (Missouri State, 1993)  
 Faculty Athletic Rep..... Gerald Jordan (Arkansas, 1970)  
 Athletics Website..... ArkansasRazorbacks.com  
 Ticket Office Phone..... 1-800-982-HOGS  
 Athletic Department Phone..... (479) 575-6533

### TEAM INFORMATION

Letterwinners Returning/Lost..... 14/10  
 Starters Returning/Lost..... 12/8  
 2017 Overall Record..... 11-11-2 (.458)  
 2017 Conference Record/Finish..... 4-5-1 (.400)/7-7th

### PROGRAM HISTORY

All-Time Record..... 264-316-45  
 All-Time SEC Record..... 74-180-19  
 NCAA Tournament Appearances..... 4 (2013, 2014, 2016, 2017)  
 NCAA Tournament Record..... 4-2-2  
 SEC Tournament Appearances..... 11  
 SEC Tournament Record..... 8-10-3

### COACHING STAFF

Head Coach..... Colby Hale (Oral Roberts, '97)  
 Career Record..... 73-53-13 (.503) Six Seasons  
 Record at Arkansas..... Same  
 Assistant Coach..... Rob Donnenwirth (West Virginia Wesleyan, '88)  
 Assistant Coach..... Sammy Scofield (Notre Dame, '15)  
 Director of Operations..... Wes Diers (Arkansas, '17)

### COMMUNICATIONS

Ass't. Communications Dir./Soccer..... John Thomas (@John\_Thomas)  
 Cell Phone:..... (479) 313-2564  
 Office Phone:..... (479) 575-7430  
 Office Fax:..... (479) 575-7481  
 Office E-mail:..... jfthomas@uark.edu.  
 Athletics Website:..... ArkansasRazorbacks.com  
 Mailing Address:..... P.O. Box 7777, Fayetteville, AR 72702  
 Shipping Address:..... 1240 W. Leroy Pond Road, Fayetteville, AR 72701

## RAZORBACK NOTES

### In SEC Openers...

>> Arkansas is 11-14-1 in SEC openers dating back to 1993, it's first full season in the league.

>> Under Colby Hale, the Razorbacks are 3-4 in conference openers, including a 1-0 win over Mississippi State last season.

>> This is the first time Arkansas will be opening the SEC season against Georgia since 1996 (L, 4-2 (OT)).

### Parker Goins Heats Up Play

>> After being held goalless in the first five matches of the season, sophomore Parker Goins found the back of the net twice last week against FAU and UConn.

>> Goins had the game-winner against the Owls, the fifth of her career. Then, scored on a penalty kick against the Huskies in the 86th minute.

>> Her play last week earned her the SEC Offensive Player of the Week award, as well as an honorable mention for the Top Drawer Soccer Team of the Week. She's the third Razorback this year to earn a conference weekly award (Carly Hoke & Kayla McKeon).

>> Goins leads the team in assists (4), is second in points (8) and is tied for fifth in the SEC in assists.

>> Goins has notched at least one point in five of the last six matches, including an assist in four of the last five. She's one of three SEC players with a streak of five or more matches with a point.

### SEC players with a point in 5+ games (going into Thursday)

Ally Watt (TAMU) 7 games (15 points)

Bri Folds (AU) 5 games (13 points)

**Parker Goins (ARK) 5 games (8 points)**

### McKeon Earns SEC Accolade In Week 3

>> With her second game-winning goal of the year helping provide the 3-2 win over Baylor last week, junior Kayla McKeon earned her first SEC Player of the Week award in her career.

>> Arkansas now has two results over Power 5 schools during the non-conference schedule and McKeon is leading the way with a team-leading 594 minutes of play and a team-leading three goals scored.

>> McKeon now has 17 goals in her career, including six game winners, which are the most of any active Razorback. She also has 42 career points to go along with eight career assists.

### Where They Rank

>> With her goal against Baylor two weeks ago, junior Kayla McKeon ranks 31st nationally and eighth in the SEC in game-winning goals (2).

>> Sophomore Parker Goins is fourth in the SEC in assists per game (0.570) and fifth in total assists (4).

>> After garnering five points in two matches last week, Goins now leads the team with eight points on the year, a number that's just outside the top-10 in the conference.

### Kinsey's Brace Leads Hogs In Home Opener

>> Junior Marissa Kinsey scored a goal in each half last in the Razorbacks' home opener against Omaha. The goals were her first of the season.

>> Kinsey was the first Razorback to secure the brace since Stefani Doyle did it at Providence last year (Sept. 10, 2017).

### Packing Them In

>> On Aug. 31, the Razorbacks had the third-largest crowd record Razorback Field, defeating Baylor in a 3-2 result.

>> The Razorback fans set a single-game attendance record as 3,401 fans watched the Razorbacks take on top-ranked Penn State last year.

>> Last year 13,538 fans entered Razorback Field over 10 home games, good for an average of 1,354. That average was the 10th-highest in the nation and fourth-highest in the SEC.

### Top 5 Home Attendances

1. 3,401 vs. #1 Penn State (Aug. 25, 2017)
2. 3,010 vs. #2 Duke (Aug. 26, 2016)
3. 2,529 vs. Baylor (Aug. 31, 2018)
4. 2,337 vs. TCU (Aug. 23, 2015)
5. 2,268 vs. Oklahoma State (Aug. 24, 2014)

### Hoke Earns Season's First SEC Defender of the Week Award

>> Senior defender Carly Hoke was tabbed as the SEC Defender of the Week last Monday by the league office for her performance in Arkansas' season-opening win over Duquesne and tie against No. 9 West Virginia. It's the first conference weekly honor in Hoke's career.

>> Coming off a season-ending knee injury a year ago, Hoke was able to make her comeback against Duquesne and West Virginia, playing all 200 possible minutes

## 2018 SEC STANDINGS

| Conference      | Conference |      |       |       | Overall |       |       |         | This Week In The SEC                            |  |
|-----------------|------------|------|-------|-------|---------|-------|-------|---------|---|--|
|                 | W-L-T      | Pts. | Home  | Away  | W-L-T   | Home  | Away  | Neutral | All times central                               |  |
| Georgia         | 1-0-0      | 3    | 1-0-0 | 0-0-0 | 4-3-2   | 3-1-2 | 0-1-0 | 1-1-0   | <b>Thursday, Sept. 13</b>                       |  |
| Ole Miss        | 1-0-0      | 3    | 0-0-0 | 1-0-0 | 7-2-0   | 3-0-0 | 2-1-0 | 2-1-0   | Kentucky at Missouri (SEC Network) MIZ 1-0      |  |
| Missouri        | 1-0-0      | 3    | 1-0-0 | 0-0-0 | 3-4-1   | 2-2-0 | 1-2-1 | 0-0-0   | Arkansas at Georgia (SECN+) UGA 3-1             |  |
| Auburn          | 1-0-0      | 3    | 1-0-0 | 0-0-0 | 8-0-0   | 5-0-0 | 3-0-0 | 0-0-0   | Ole Miss at Alabama (SECN+) OM 1-0              |  |
| Texas A&M       | 1-0-0      | 3    | 1-0-0 | 0-0-0 | 9-0-0   | 7-0-0 | 1-0-0 | 1-0-0   | <b>Friday, Sept. 14</b>                         |  |
| Tennessee       | 0-0-0      | 0    | 0-0-0 | 0-0-0 | 6-0-1   | 5-0-0 | 1-0-1 | 0-0-0   | Mississippi St. at #9 Auburn (SECN+) AU 3-0     |  |
| Vanderbilt      | 0-0-0      | 0    | 0-0-0 | 0-0-0 | 7-1-0   | 5-0-0 | 2-1-0 | 0-0-0   | LSU at #4 Texas A&M (SECN+) TAMU 3-0            |  |
| South Carolina  | 0-0-0      | 0    | 0-0-0 | 0-0-0 | 6-1-0   | 6-0-0 | 0-1-0 | 0-0-0   | <b>Sunday, Sept. 16</b>                         |  |
| Florida         | 0-0-0      | 0    | 0-0-0 | 0-0-0 | 2-5-1   | 2-2-1 | 0-3-0 | 0-0-0   | Murray St. at Georgia Noon                      |  |
| Alabama         | 0-1-0      | 0    | 0-1-0 | 0-0-0 | 5-3-1   | 5-2-0 | 0-1-1 | 0-0-0   | Portland St. at Missouri Noon                   |  |
| Arkansas        | 0-1-0      | 0    | 0-0-0 | 0-1-0 | 5-2-1   | 4-0-0 | 0-2-0 | 1-0-1   | LSU at Cincinnati 1 p.m.                        |  |
| Kentucky        | 0-1-0      | 0    | 0-0-0 | 0-1-0 | 4-5-0   | 3-2-0 | 1-3-0 | 0-0-0   | Alabama at DePaul 1 p.m.                        |  |
| LSU             | 0-1-0      | 0    | 0-0-0 | 0-1-0 | 6-2-0   | 3-1-0 | 3-1-0 | 0-0-0   | #18 Kansas at #4 Texas A&M (SECN+) 1 p.m.       |  |
| Mississippi St. | 0-1-0      | 0    | 0-0-0 | 0-1-0 | 7-1-0   | 4-0-0 | 3-1-0 | 0-0-0   | Vanderbilt at Florida (SEC Network) 2 p.m.      |  |
|                 |            |      |       |       |         |       |       |         | #15 S. Carolina at #11 Tennessee (ESPNU) 4 p.m. |  |
|                 |            |      |       |       |         |       |       |         | Alabama St. at #9 Auburn (SECN+) 6 p.m.         |  |
|                 |            |      |       |       |         |       |       |         | Kentucky at Lipscomb 6 p.m.                     |  |
|                 |            |      |       |       |         |       |       |         | Memphis at Ole Miss (SECN+) 7 p.m.              |  |

## RAZORBACK NOTES

>> Hoke's 56 starts are the second-most of any active Razorback and the clean sheet against Omaha was the 15th she has contributed to since 2015.

### To Be The Best, You Have To Beat The Best

>> With the result against West Virginia in Week 1, Arkansas has won or tied four out of its last seven matches (.571) against top 10 opponents going back to the 2016 season.

>> The four results are more than any other team in the SEC over that same span.

>> Of the four matches against top-10 opponents two came at home in 2016 against #2 Duke and #4 Florida. Before the tie against West Virginia, Arkansas' last win against a top-10 ranked opponent came against South Carolina in the SEC Tournament last year.

### Arkansas Results vs. Top-10 Opponents Since 2016

| Opponent (Date)                     | Result |
|-------------------------------------|--------|
| vs. No. 9 West Virginia (8/19/18)   | T, 1-1 |
| vs. No. 3 South Carolina (10/31/17) | W, 1-0 |
| No. 4 Florida (9/16/16)             | W, 2-1 |
| No. 2 Duke (8/26/16)                | W, 2-1 |

### Protect Your Turf

>> Since 2016, Arkansas is 20-5 in matches played at Razorback Field, including both wins this season against Omaha and Baylor.

>> Since Colby Hale was named the head coach in 2012, Arkansas has won 42 of last 62 home games, including at least four wins per year.

### Home Victories In Colby Hale Era (since 2012)

| Year  | Record |
|-------|--------|
| 2012  | 6-4-1  |
| 2013  | 8-3-0  |
| 2014  | 5-3-1  |
| 2015  | 5-5-1  |
| 2016* | 10-1-0 |
| 2017  | 5-5-0  |
| 2018  | 4-0-0  |

\* - denotes school record

### Goins Looking To Continue Upward Trend In Year Two

>> Sophomore Parker Goins had one of the best freshman seasons in program history, leading the team with nine goals and 25 points, both of which were top-five totals in the SEC.

>> Last season, Goins first collegiate goal was one of four she scored against Abilene Christian, becoming the first Razorback to score four times in a match since 2001.

>> Goins went on to be named to the All-SEC Second Team

and SEC All-Freshman Team and was ranked as the No. 30 freshman in the country by TopDrawerSoccer.com at year's end.

### New Look Coaching Staff

>> Head coach Colby Hale added two new faces to his coaching staff for the 2018 season, bringing in former East Carolina head coach Rob Donnenwirth and former Notre Dame standout Sammy Scofield.

>> Donnenwirth spent 19 years at ECU as is the winningest coach in Pirate history, compiling a 177-150-44 record.

>> Donnenwirth produced nine 10-win seasons at ECU and one conference championship. He also mentored 86 all-conference players and will work with the goalkeepers at Arkansas.

>> Scofield, a 2015 graduate of Notre Dame, spent the last two seasons as an assistant coach at Elon University.

>> While at Notre Dame, Scofield started in 79 of her 88 matches and was named the team's Most Valuable Freshman in 2011 and team captain in 2014.

>> While at Elon, Scofield helped guide the Phoenix to matching a program record with five players taking home postseason honors in 2017.

### National Reach

>> Arkansas will have two of its matches in 2018 televised nationally by the ESPN family of networks and one televised regionally by Cox Sports Television.

>> Of the remaining home matches and road conference matches, all but the match against Nebraska-Omaha will be broadcast via SEC Network+, the online-only arm of the SEC Network.

>> The highlight of Arkansas' television schedule will be a two-week stretch that includes home games against Texas A&M (Sept. 20) and Missouri (Sept. 27), with both airing on the SEC Network.

### DE-FENSE....DE-FENSE

>> As good as the offense was in 2017, Arkansas' defense helped it earn all 13 of its conference points by locking up five shutouts.

>> Combined, the Arkansas defense notched a school-record tying 10 shutouts en route to its second-straight SEC Tournament final appearance and fourth NCAA Tournament appearance in program history.

>> In nine of those shutouts, the Razorback defense has held opponents to 17 shots or less and a .338 shot on goal percentage.

## 2018 GOAL LISTING

| No. | Date     | Player (#)   | Opp.           | Minute |
|-----|----------|--------------|----------------|--------|
| 1   | Aug. 17  | McKeon (1)   | Duquesne       | 36'    |
| 2   | Aug. 19  | Doyle (1)    | #9 W. Virginia | 15'    |
| 3   | Aug. 24  | Kinsey (1)   | Neb.-Omaha     | 56'    |
| 4   | Aug. 24  | Kinsey (2)   | Neb.-Omaha     | 86'    |
| 5   | Aug. 26  | Cannata (1)  | McNeese St.    | 79'    |
| 6   | Aug. 26  | Malham (1)   | McNeese St.    | 90'    |
| 7   | Aug. 31  | Neece (1)    | Baylor         | 20'    |
| 8   | Aug. 31  | Ricketts (1) | Baylor         | 45'    |
| 9   | Aug. 31  | McKeon (2)   | Baylor         | 58'    |
| 10  | Sept. 7  | McKeon (3)   | FAU            | 58'    |
| 11  | Sept. 7  | Goins (1)    | FAU            | 75'    |
| 12  | Sept. 7  | Cannata (2)  | FAU            | 78'    |
| 13  | Sept. 9  | Kinsey (3)   | UConn          | 38'    |
| 14  | Sept. 9  | Neece (2)    | UConn          | 65'    |
| 15  | Sept. 9  | Goins (2)    | UConn          | 86'    |
| 16  | Sept. 13 | McKeon (4)   | Georgia        | 84'    |

## A CLOSER LOOK...



| Arkansas           | Value (2018 SEC/NCAA Rank) |
|--------------------|----------------------------|
| Total Goals        | 15 (8/50)                  |
| Total Assists      | 16 (7/29)                  |
| Total Points       | 46 (8/46)                  |
| Scoring Offense    | 2.14 (8/60)                |
| Assists Per Game   | 2.29 (6/31)                |
| Shots Per Game     | 19.00 (6/23)               |
| SOG Per Game       | 7.57 (8/64)                |
| Saves Per Game     | 4.43 (5/161)               |
| Save Percentage    | .795 (9/119)               |
| Team GAA           | 1.080 (10/126)             |
| Shutout Percentage | .286 (11/153)              |
| Shutouts           | 2 (11/153)                 |



| Providence         | Value (2018 Big East/NCAA Rank) |
|--------------------|---------------------------------|
| Total Goals        | 13 (4/86)                       |
| Total Assists      | 9 (4/127)                       |
| Total Points       | 35 (4/103)                      |
| Scoring Offense    | 1.63 (3/106)                    |
| Assists Per Game   | 1.13 (4/159)                    |
| Shots Per Game     | 12.75 (5/159)                   |
| SOG Per Game       | 6.00 (4/148)                    |
| Saves Per Game     | 4.13 (6/198)                    |
| Save Percentage    | 0.868 (3/30)                    |
| Team GAA           | 0.623 (3/41)                    |
| Shutout Percentage | 0.500 (1/52)                    |
| Shutouts           | 4 (1/52)                        |

## TEAM BREAKDOWN

### BY ELIGIBILITY YEAR

#### SENIORS (3)

Ellie Breden, Reece Christopherson, Carly Hoke

#### JUNIORS (5)

Tori Cannata, Stefani Doyle, Marissa Kinsey Madison Louk, Kayla McKeon

#### REDSHIRT SOPHOMORES (1)

Taylor Beitz

#### SOPHOMORES (9)

Caroline Campbell, Parker Goins, Rachel Harris, Julia Laskaris, Taylor Malham, Abbi Neece, Nayeli Perez, Brooke Pirkle, Haley VanFossen

#### REDSHIRT FRESHMEN (2)

Alexis Bach, Alli Gardner

#### FRESHMEN (10)

Kolbrun Eyjolfssdottir, Elizabeth Gousios, Bryana Hunter, Madi McBurnett, Maddie Ricketts, Libby Rumbelow, Tyler Runnels, Emily Russell, Abbey Saddler, Kaelee Van Gundy

#### ACADEMIC MAJORS

|    |                              |                                  |
|----|------------------------------|----------------------------------|
| 00 | Alexis Bach.....             | Kinesiology/Exercise Science     |
| 0  | Abbey Saddler .....          | Engineering                      |
| 1  | Rachel Harris.....           | Recreation and Sports Management |
| 2  | Marissa Kinsey .....         | Marketing                        |
| 3  | Tori Cannata .....           | Kinesiology/Exercise Science     |
| 4  | Elizabeth Gousios .....      | Kinesiology/Exercise Science     |
| 5  | Julia Laskaris .....         | Economics                        |
| 6  | Carly Hoke .....             | Journalism/Advertising PR        |
| 7  | Madison Louk.....            | Kinesiology/Exercise Science     |
| 8  | Caroline Campbell.....       | Chemical Engineering             |
| 9  | Kolbrun Eyjolfssdottir ..... | Engineering                      |
| 10 | Alli Gardner .....           | Journalism/Advertising PR        |
| 11 | Brooke Pirkle.....           | Kinesiology/Exercise Science     |
| 12 | Kayla McKeon .....           | Industrial Engineering           |
| 13 | Tyler Runnels.....           | Business                         |
| 14 | Taylor Malham .....          | Kinesiology/Exercise Science     |
| 15 | Libby Rumbelow.....          | Business                         |
| 16 | Emily Russell .....          | Business                         |
| 17 | Stefani Doyle .....          | Marketing                        |
| 18 | Reece Christopherson...      | Kinesiology/Exercise Science     |
| 19 | Maddie Ricketts.....         | Kinesiology/Exercise Science     |
| 20 | Madi McBurnett .....         | Engineering                      |
| 21 | Ellie Breden .....           | Marketing                        |
| 22 | Parker Goins.....            | Kinesiology/Exercise Science     |
| 23 | Nayeli Perez .....           | Psychology                       |
| 24 | Abbi Neece .....             | Psychology                       |
| 26 | Bryana Hunter .....          | Engineering                      |
| 27 | Kaelee Van Gundy .....       | Business                         |
| 33 | Taylor Beitz .....           | Kinesiology/Exercise Science     |
| 99 | Haley VanFossen.....         | Broadcast Journalism             |

## RAZORBACK NOTES

### Malham's Goal Leads Hogs In First Exhibition

>> Sophomore Taylor Malham was the first Razorback to find the back of the net in the 2018 season when her one-timer score led the Razorbacks to a 1-0 victory over Kansas State in exhibition play.

>> Malham comes off a stellar freshman campaign where she scored six goals, good for second on the team, and also tallied two assists.

>> Arkansas was able to utilize its full roster throughout the match as 21 different players made it onto the field for at least 16 or more minutes.

>> Sophomore Brooke Pirkle led all players, going a full 90 minutes in the midfield.

### Goal Outburst Pushes Hogs Past Nebraska

>> Arkansas finished off its exhibition schedule with a 3-1 win over Nebraska.

>>Sophomores Taylor Malham, Abbi Neece, and junior Tori Cannata all provided scores in the two-goal victory.

>> Seven players recorded 60 or more minutes in the match with midfielders Carly Hoke playing a full 90 minutes.

### Four Razorbacks Named To SEC Players to Watch List

>> Junior Stefani Doyle led a group of four Razorbacks that were named to the SEC's Preseason Watch List earlier this week.

>> Along with Doyle, sophomores Parker Goins, Taylor Malham and Haley VanFossen were named to the watch list after stellar freshman seasons. This is the second-straight year on the list for Doyle.

>> Doyle started all 24 matches last year, while finishing third on the team in goals (5), tying for second in assists (6) and second in points (16). She scored one of two Razorback goals against top-ranked Penn State and scored her first NCAA Tournament goal against NC State in Arkansas' first-round match last year.

>> Goins was named to the All-SEC Second Team and Freshman Team after leading the team with nine goals and 25 points.

>> Goins was clutch with a team-leading four game-winning goals against Abilene Christian, Mississippi State, Oral Roberts and LSU.

>> VanFossen was another of the number of freshman to contribute heavily in 2017. Last year, the Tulsa, Oklahoma-native started in 23 matches, logging 1,878 minutes, the fifth-most on the team. She also scored once, coming against Providence and notched three assists, one coming in the SEC Tournament.

### Malham and Goins Spend Summer With U-19 National Team

>> Sophomores Taylor Malham and Parker Goins got a lot of international experience over the summer, training with the U-18 and U-19 team after their freshman seasons as Razorbacks.

>> In April, Malham was able to go on a tour of Switzerland with the U-18 team, playing in two matches against the Swiss U-19 team.

>> Malham scored the only goal in a 1-0 victory over the Swiss to close the trip.

>> A month later, Goins and Malham were both invited to the U-19 training camp in San Diego for coach Jaime Frias.

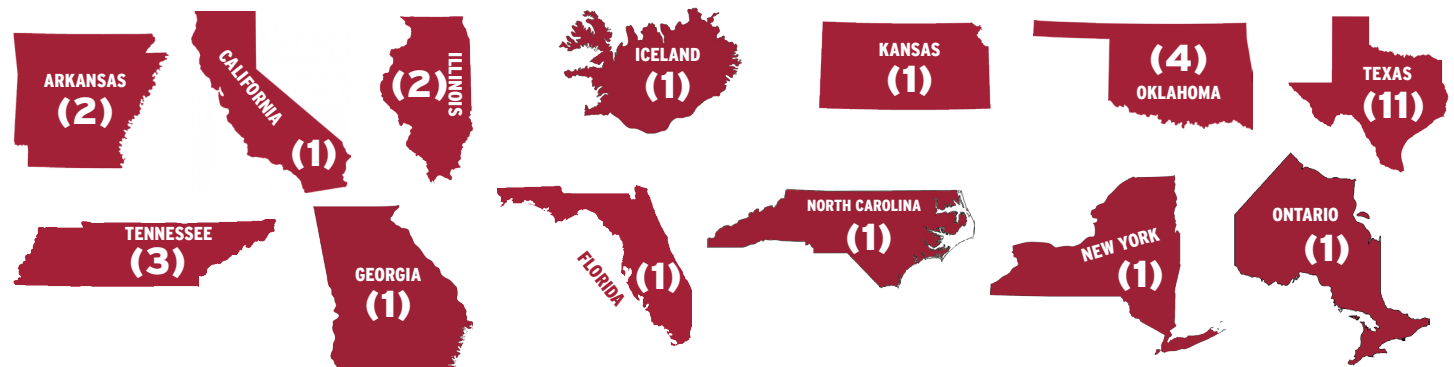
## 2018 Razorback Soccer Roster

| No. | Player               | Pos. | Ht.  | Year  | Hometown/Previous School                                    | Club Team                   |
|-----|----------------------|------|------|-------|---|-----------------------------|
| 00  | Alexis Bach          | GK   | 5-11 | R-Fr. | Lowville, N.Y./Lowville Academy                             | FC Stars of Mass.           |
| 0   | Abbey Saddler        | GK   | 5-8  | Fr.   | Chattanooga, Tenn./Ooltewah HS                              | FC Alliance                 |
| 1   | Rachel Harris        | GK   | 5-9  | So.   | Huntington Beach, Calif./Huntington Beach HS                | Slammers FC                 |
| 2   | Marissa Kinsey       | D    | 5-10 | Jr.   | Allen, Texas/Allen HS/Baylor                                | Sting '98 ECNL              |
| 3   | Tori Cannata         | F    | 5-9  | Jr.   | Land O' Lakes, Fla./Land O' Lakes HS                        | Tampa Bay United            |
| 4   | Elizabeth Gousios    | MF   | 5-2  | Fr.   | Elgin, Ill./Burlington Central                              | FC United                   |
| 5   | Julia Laskaris       | D    | 5-3  | So.   | Plano, Texas/Plano Senior HS/Villanova                      | D'Feeters                   |
| 6   | Carly Hoke           | D    | 5-6  | Sr.   | Lake Forest, Ill./Lake Forest HS                            | FC United                   |
| 7   | Madison Louk         | D    | 5-5  | Jr.   | Murfreesboro, Tenn./Siegel HS/Miami                         | Tennessee Soccer Club       |
| 8   | Caroline Campbell    | F    | 5-3  | So.   | Bryant, Ark./Bryant HS                                      | AR United                   |
| 9   | Kolbrun Eyjolfsson   | D    | 5-10 | Fr.   | Reykjavik, Iceland  | Stjarnan FC                 |
| 10  | Alli Gardner         | MF   | 5-11 | R-Fr. | Southlake, Texas/Carroll HS                                 | Dallas Texans               |
| 11  | Brooke Pirkle        | MF   | 5-11 | So.   | Cumming, Ga./West Forsyth HS                                | United Futbol Academy       |
| 12  | Kayla McKeon         | MF   | 5-10 | Jr.   | Garland, Texas/Sachse HS                                    | Dallas Sting                |
| 13  | Tyler Runnels        | MF   | 5-9  | Fr.   | Coppell, Texas/Coppell HS                                   | D'Feeters                   |
| 14  | Taylor Malham        | MF   | 5-10 | So.   | Broken Arrow, Okla./Union HS                                | TSC Hurricane               |
| 15  | Libby Rumbelow       | D    | 5-7  | Fr.   | Grapevine, Texas/Grapevine HS                               | Dallas Sting                |
| 16  | Emily Russell        | MF   | 5-8  | Fr.   | Allen, Texas/Allen HS                                       | D'Feeters                   |
| 17  | Stefani Doyle        | MF/F | 5-6  | Jr.   | Lewisville, Texas/Hebron HS                                 | Dallas Sting ECNL           |
| 18  | Reece Christopherson | M    | 5-3  | Sr.   | Overland Park, Kan./Blue Valley West HS                     | Sporting Blue Valley        |
| 19  | Maddie Ricketts      | MF   | 5-8  | Fr.   | Chattanooga, Tenn./Chattanooga Area Homeschool              | Chattanooga FC              |
| 20  | Madi McBurnett       | D    | 5-7  | Fr.   | Frisco, Texas/Frisco Lone Star HS                           | D'Feeters                   |
| 21  | Ellie Breden         | D    | 5-9  | Sr.   | Fayetteville, Ark./Fayetteville HS                          | Arkansas Comets             |
| 22  | Parker Goins         | F    | 5-10 | So.   | Broken Arrow, Okla./Union HS                                | TSC Hurricane               |
| 23  | Nayeli Perez         | M/F  | 5-6  | So.   | Tulsa, Okla./Jenks HS                                       | TSC Hurricane               |
| 24  | Abbi Neece           | M    | 5-7  | So.   | Argyle, Texas/Argyle HS                                     | D'Feeters ECNL              |
| 26  | Bryana Hunter        | D    | 5-10 | Fr.   | Pflugerville, Texas/Hendrickson HS                          | Lonestar SC                 |
| 27  | Kaelee Van Gundy     | F/MF | 5-5  | Fr.   | Matthews, N.C./Weddington HS                                | Carolina Rapids ECNL        |
| 33  | Taylor Beitz         | GK   | 5-9  | R-So. | Cornwall, Ontario/Minnesota/Holy Trinity Catholic Secondary | Ottawa South United         |
| 99  | Haley VanFossen      | D    | 5-10 | So.   | Broken Arrow, Okla./Union HS                                | Tulsa Soccer Club Hurricane |

### Coaches and Support Staff

|                          |   |
|--------------------------|---|
| Head Coach:              | Colby Hale, 7th Season (Oral Roberts, '97)                |
| Interim Assistant Coach: | Rob Donnerwirth, 1st Season (West Virginia Wesleyan, '88) |
| Assistant Coach:         | Sammy Scofield, 1st Season (Notre Dame, '15)              |
| Director of Operations:  | Wes Diers, 2nd Season (Arkansas, '17)                     |
| Athletic Trainer:        | Dawn Didier, 14th Season (LSU, '02)                       |

### PLAYERS BY STATE



## HEAD COACH COLBY HALE



### PERSONAL

Born: Aug. 8, 1976

Alma Mater: Oral Roberts (1997)

Wife: Brittany

Children: Callen, Charlee, and Samantha

Named Head Coach at Arkansas: Dec. 21, 2011

Colby Hale enters his seventh season as head soccer coach at the University of Arkansas after being named to the position on Dec. 21, 2011.

Since Hale took over the program, the Razorbacks have reached the NCAA Tournament four times, the only times the program has ever reached the postseason. He's also overseen five all-region players, nine all-conference selections, one Academic All-American, one scholar All-American, and 86 Fall SEC Academic Honor Roll selections.

Hale's teams have shown a postseason prowess also, as the Razorbacks have been a force in November, especially over the last two seasons. Including reaching the SEC Tournament in five of the last six seasons, Arkansas has reached the SEC Tournament final twice under Hale, both in 2016 and 2017.

The 2017 tournament run might have been the most improbable as the Razorbacks entered the conference tournament as the eight seed, but rolled off wins over nine-seed Ole Miss (1-0), one-seed South Carolina (1-0), and four-seed Vanderbilt (1-1, 4-2 on PK's) before bowing out against two-seed Texas A&M (2-1).

Arkansas became the lowest-seeded team to ever reach the tournament final and the run helped secure the school's ninth 10-win season and fourth NCAA Tournament appearance.

Attendance at Razorback Field has also seen an uptick since Hale's arrival and each year, the numbers continue to rise. Last year, Arkansas finished 10th in the nation in total attendance (13,538), fourth-best in the SEC and 10th in average attendance (1,354).

In last year's home opener against top-ranked Penn State, the Razorbacks set a single-game attendance record for 3,401, the fifth-straight season the single-game attendance record has been broken.

After a historic 18-5-1 season marked by several program milestones, Hale and Razorback Soccer concluded its 2016 season ranked No. 19 on the National Soccer Coaches Association of America (NSCAA) top 25 poll after peaking at No. 11 following a school-record eight-straight wins from Sept. 9, 2016 to Oct. 9, 2016.

### HALE'S CAREER NUMBERS

| Year          | School   | Record                 | Pct. | Conf.                 | Place       | Tourn.        | NCAA              |
|---------------|----------|------------------------|------|-----------------------|-------------|---------------|-------------------|
| 2012          | Arkansas | 9-10-1                 | .450 | 6-6-1                 | 3rd in West | 0-1           | DNQ               |
| 2013          | Arkansas | 15-8-1                 | .625 | 5-6-0                 | 4th in West | 1-1           | 2-0-1 (Sweet 16)  |
| 2014          | Arkansas | 9-7-6                  | .409 | 4-4-3                 | 4th in West | 0-0-1         | 1-1 (2nd Round)   |
| 2015          | Arkansas | 6-11-1                 | .333 | 2-8-1                 | 13th        | DNQ           | DNQ               |
| 2016          | Arkansas | 18-5-1                 | .750 | 8-3-0                 | 3rd         | 2-1 (Final)   | 1-0-1 (2nd Round) |
| 2017          | Arkansas | 11-11-2                | .458 | 4-5-1                 | 8th         | 2-1-1 (Final) | 0-1-0 (1st Round) |
| 2018          | Arkansas | 5-2-1                  | .714 | 0-1-0                 | --          | --            | --                |
| <b>Totals</b> |          | <b>73-53-13 (.529)</b> |      | <b>29-33-6 (.439)</b> |             | <b>3-3-1</b>  | <b>4-1-2</b>      |

Hale guided the team to their first win against a top-10 opponent against then-No.2-ranked Duke on Aug. 26 in front of a record-breaking crowd at Razorback Field. Arkansas would also upset then-No. 4-ranked Florida 2-1 on Sept. 16 at home for the program's first victory against the Gators.

These two wins against top-five programs and other quality opponents would catapult Arkansas to its highest NCAA RPI ranking in school history, topping out at No. 9 on Sept. 28.

Hale would also gain the unique honor of being Arkansas' winningest soccer coach after earning his 46th career win as a Razorback following a 1-0 victory over North Texas on Sept. 11. He would later lead the team to its fourth SEC Tournament, and following wins against Vanderbilt and Auburn in the quarterfinals and semifinals, Arkansas competed in its first SEC Tournament championship match since 1996. The Razorbacks also earned their third NCAA Tournament bid in four years and hosted the program's first NCAA Tournament match at home in school history.

Soccer completed the 2015 season at 6-11-1. Season highlights included a 2-2 tie in double-overtime against No. 10 South Carolina on Oct. 2, the program's first result against a top-10 program since 2007; the selection of hybrid defender/midfielder Carly Hoke as the 2015 SEC Freshman of the Year; and senior defender Teni Butler being named by the Razorback Foundation as a Red Tie Co-Female Scholar-Athlete of the Year. Home attendance was also strong for a second consecutive year, with the all-time attendance mark at Razorback Field topped on Aug. 23 against TCU.

Hale and the Razorbacks finished the 2014 season with a 9-7-6 overall mark, giving the program its first back-to-back winning season since the 2008 and 2009 seasons. Arkansas was also the No. 9 seed in the conference tournament and earned the program's second consecutive bid to the NCAA Tournament (second in school history). After picking up a 3-2 overtime victory at Oklahoma in the opening round of the NCAA Tournament, the Razorbacks fell at No. 3 Stanford, 1-0, in the Round of 32 to end the season.

In just his second season at the helm, Hale posted the most successful season in Razorback soccer history at 15-8-1, leading his team to the NCAA Tournament for the first time in the program's 28 year history. In the team's tournament debut, Hale guided the Razorbacks past Oklahoma State and St. John's to the final round of 16.

Hale had a plan to take the program to the next level and set the bar high in his first season at Arkansas. In the 2012 preseason, he talked about the team's "identity" and "blue collar mentality," and how the Razorbacks would be dependent on a team concept and not the play of two or three stars. Hale and the Razorbacks saw the results of that blue collar mentality and hard work pay off with a dramatic turnaround.

The Razorbacks were 4-14-0 and 2-9-0 in the Southeastern Conference the year before Hale arrived on campus (2011). In 2012, with a senior class of just two - Andrea Carlson and Allie Chandler - Hale led the Razorbacks to a 9-10-1 overall record and 6-6-1 finish in the SEC.

That step led to a 4.5 game improvement from 2011, including four more wins in conference play.

Hale became just the third of eight Arkansas soccer head coaches to win his first game as coach, topping Austin Peay 2-1 at home on Aug. 17 2012. Two days later, the Razorbacks followed up with their first big win of the season by beating Texas 1-0 for the first time in program history in Fayetteville.

Prior to landing the top spot at Arkansas, Hale, one of the nation's fastest rising assistant coaches, helped guide multiple programs to success on the field and in the classroom. He moved to Arkansas after spending the previous nine seasons at the University of Central Florida (UCF), helping the Knights to 130 wins (130-50-22) with six conference championships (four Conference USA, two Atlantic Sun), seven NCAA Tournament bids and eight wins in the postseason. In seven years at Conference USA, UCF was 56-11-9 with four league titles.

### HALE AGAINST ALL OPPONENTS

|                        | W-L-T | Home  | Away  | Neutral |
|------------------------|-------|-------|-------|---------|
| Abilene Christian      | 2-0-0 | 2-0-0 | --    | --      |
| Alabama                | 3-2-1 | 2-2-0 | 1-0-1 | --      |
| Auburn                 | 4-3-0 | 1-1-0 | 2-2-0 | 1-0-0   |
| Austin Peay            | 1-0-0 | 1-0-0 | --    | --      |
| Baylor                 | 1-0-0 | 1-0-0 | --    | --      |
| Clemson                | 0-0-1 | --    | 0-0-1 | --      |
| Duke                   | 1-1-1 | 1-0-0 | 0-1-1 | --      |
| Duquesne               | 1-0-0 | --    | --    | 1-0-0   |
| Florida                | 1-5-0 | 1-1-0 | 0-2-0 | 0-2-0   |
| Florida Atlantic       | 1-0-0 | 1-0-0 | --    | --      |
| Florida State          | 0-1-0 | 0-1-0 | --    | --      |
| George Washington      | 0-1-0 | --    | 0-1-0 | --      |
| Georgia                | 2-3-1 | 1-1-0 | 1-2-0 | 0-0-1   |
| James Madison          | 3-0-0 | 2-0-0 | 1-0-0 | --      |
| Kansas                 | 1-1-0 | 1-1-0 | --    | --      |
| Kennesaw State         | 0-1-0 | 0-1-0 | --    | --      |
| Kentucky               | 5-2-0 | 2-1-0 | 3-1-0 | --      |
| Lipscomb               | 1-0-0 | 1-0-0 | --    | --      |
| LSU                    | 3-3-1 | 1-1-0 | 3-1-1 | --      |
| McNeese St.            | 0-1-0 | --    | 0-1-0 | --      |
| Memphis                | 1-0-0 | 1-0-0 | --    | --      |
| Mississippi State      | 6-1-0 | 3-1-0 | 2-1-0 | --      |
| Mississippi Valley St. | 1-0-0 | 1-0-0 | --    | --      |
| Missouri               | 4-1-0 | 2-0-0 | 0-2-0 | 1-0-0   |
| Missouri State         | 3-0-0 | 2-0-0 | 1-0-0 | --      |
| NC State               | 0-1-0 | --    | 0-1-0 | --      |
| Nebraska               | 1-0-0 | 1-0-0 | --    | --      |
| North Carolina         | 0-1-0 | --    | --    | 0-1-0   |
| Northern Iowa          | 1-0-0 | 1-0-0 | --    | --      |
| North Texas            | 3-0-0 | 1-0-0 | 2-0-0 | --      |
| Oklahoma               | 1-0-0 | --    | 1-0-0 | --      |
| Oklahoma State         | 2-0-0 | 1-0-0 | 1-0-0 | --      |
| Ole Miss               | 3-4-2 | 0-4-0 | 1-1-1 | 2-0-0   |
| Omaha                  | 1-0-0 | 1-0-0 | --    | --      |
| Oral Roberts           | 1-0-0 | 1-0-0 | --    | --      |
| Penn State             | 0-3-0 | 0-2-0 | 0-1-0 | --      |
| Providence             | 0-1-0 | --    | 0-1-0 | --      |
| Rice                   | 0-1-1 | 0-0-1 | 0-1-0 | --      |
| Saint Louis            | 1-0-0 | 1-0-0 | --    | --      |
| SMU                    | 1-3-0 | 1-0-0 | 0-3-0 | --      |
| South Carolina         | 2-5-2 | 0-2-2 | 0-2-0 | 2-1-0   |
| St. John's             | 1-0-0 | --    | --    | 1-0-0   |
| Stanford               | 0-1-0 | --    | 0-1-0 | --      |
| Stephen F. Austin      | 2-0-0 | 1-0-0 | --    | 1-0-0   |
| TCU                    | 1-1-0 | 1-0-0 | 0-1-0 | --      |
| Tennessee              | 3-3-0 | 1-3-0 | 2-0-0 | --      |
| Texas                  | 1-0-0 | 1-0-0 | 0-0-1 | --      |
| Texas A&M              | 0-8-0 | 0-2-0 | 0-4-0 | 0-2-0   |
| Tulsa                  | 1-0-0 | 1-0-0 | --    | --      |
| UConn                  | 1-1-0 | 1-0-0 | 0-1-0 | --      |
| UMKC                   | 2-0-0 | 2-0-0 | --    | --      |
| Utah State             | 2-0-0 | 1-0-0 | 1-0-0 | --      |
| Vanderbilt             | 4-2-4 | 2-1-0 | 1-1-2 | 1-0-2   |
| VCU                    | 1-0-0 | --    | --    | 1-0-0   |
| West Virginia          | 0-0-1 | --    | --    | 0-0-1   |
| Yale                   | 1-0-0 | --    | 1-0-0 | --      |

## NATIONAL POLLS

### UNITED SOCCER COACHES POLL

| Place | Team             | 2018 Record | Prv. |
|-------|------------------|-------------|------|
| 1.    | Stanford (35)    | 6-0-0       | 1    |
| 2.    | Florida State    | 7-0-1       | 3    |
| 3.    | Southern Cal     | 6-0-1       | 4    |
| 4.    | Texas A&M        | 8-0-0       | 5    |
| 5.    | Virginia         | 7-0-0       | 6    |
| 6.    | North Carolina   | 5-2-1       | 2    |
| 7.    | Santa Clara      | 6-1-0       | 12   |
| 8.    | UCLA             | 3-1-1       | 7    |
| 9.    | Auburn           | 7-0-0       | 10   |
| 10.   | Georgetown       | 5-0-2       | 8    |
| 11.   | Tennessee        | 6-0-1       | 9    |
| 12.   | Northwestern     | 6-0-1       | 15   |
| 13.   | Duke             | 6-1-1       | 14   |
| 14.   | Texas            | 6-0-1       | 18   |
| 15.   | South Carolina   | 6-1-0       | 19   |
| 16.   | Washington State | 5-0-0       | 17   |
| 17.   | NC State         | 6-1-1       | 13   |
| 18.   | Kansas           | 5-0-2       | 16   |
| 19.   | South Florida    | 4-1-0       | 20   |
| 20.   | Oklahoma State   | 6-1-0       | 21   |
| 21.   | Penn State       | 4-3-0       | 11   |
| 22.   | Wisconsin        | 6-1-0       | NR   |
| 23.   | Butler           | 6-1-0       | 22   |
| 24.   | Texas Tech       | 6-1-0       | 25   |
| 25.   | Princeton        | 5-1-0       | 23   |

### TOP DRAWER SOCCER

| Place | Team             | 2018 Record |
|-------|------------------|-------------|
| 1.    | Stanford         | 6-0-0       |
| 2.    | Virginia         | 7-0-0       |
| 3.    | Florida State    | 7-0-1       |
| 4.    | Texas A&M        | 8-0-0       |
| 5.    | Southern Cal     | 6-0-1       |
| 6.    | UCLA             | 3-1-1       |
| 7.    | South Carolina   | 7-1-0       |
| 8.    | Duke             | 6-1-1       |
| 9.    | North Carolina   | 5-2-1       |
| 10.   | Tennessee        | 6-0-1       |
| 11.   | Texas            | 6-0-1       |
| 12.   | Santa Clara      | 6-1-0       |
| 13.   | Washington State | 5-0-0       |
| 14.   | Georgetown       | 5-0-2       |
| 15.   | Auburn           | 7-0-0       |
| 16.   | Princeton        | 5-1-0       |
| 17.   | South Florida    | 4-1-0       |
| 18.   | Butler           | 6-1-0       |
| 19.   | NC State         | 6-1-1       |
| 20.   | Oklahoma State   | 6-1-0       |
| 21.   | Arizona          | 6-1-0       |
| 22.   | Colorado         | 6-0-1       |
| 23.   | Penn State       | 4-3-0       |
| 24.   | Kansas           | 5-0-2       |
| 25.   | Wisconsin        | 6-1-0       |

### SOCCER AMERICA

| Place | Team             | 2018 Record |
|-------|------------------|-------------|
| 1.    | Stanford         | 6-0-0       |
| 2.    | Florida State    | 7-0-1       |
| 3.    | Virginia         | 7-0-0       |
| 4.    | Southern Cal     | 6-0-1       |
| 5.    | Texas A&M        | 8-0-0       |
| 6.    | UCLA             | 3-1-1       |
| 7.    | Santa Clara      | 6-1-0       |
| 8.    | North Carolina   | 5-2-1       |
| 9.    | Tennessee        | 6-0-1       |
| 10.   | South Carolina   | 6-1-0       |
| 11.   | Texas            | 6-0-1       |
| 12.   | Washington State | 5-0-0       |
| 13.   | Auburn           | 7-0-0       |
| 14.   | Northwestern     | 6-0-1       |
| 15.   | Princeton        | 5-1-0       |
| 16.   | Duke             | 6-1-1       |
| 17.   | Georgetown       | 5-0-2       |
| 18.   | South Florida    | 4-1-0       |
| 19.   | NC State         | 6-1-1       |
| 20.   | Oklahoma State   | 6-1-0       |
| 21.   | Butler           | 6-1-0       |
| 22.   | Illinois         | 4-2-0       |
| 23.   | Penn State       | 4-3-0       |
| 24.   | Kansas           | 5-0-2       |
| 25.   | Northwestern     | 6-0-1       |

**Receiving Votes:** Louisville (38), Florida Gulf Coast (37), SMU (32), Colorado (30), Mississippi St. (23), Long Beach State (20), TCU (10), Wisconsin-Milwaukee (9), Wake Forest (5), North Texas (5), Boston College (5), Oregon (5), California (3), Arizona (2), BYU (1).

**Receiving votes:** Vanderbilt (7-1-0), UC Santa Barbara (6-1-0), Texas Tech (6-1-0), Wake Forest (4-2-1), California (4-3-0).

## Arkansas Week-By-Week in the Polls

|           | USC | TDS | SA | RPI |
|-----------|-----|-----|----|-----|
| Preseason | --  | --  | -- | --  |
| Week 1    | RV  | --  | -- | --  |
| Week 2    | --  | --  | -- | --  |
| Week 3    | --  | --  | -- | --  |
| Week 4    | --  | --  | -- | --  |

USC -- United Soccer Coaches

TDS -- Top Drawer Soccer

SA -- Soccer America

RPI -- Ratings Percentage Index

## RECORD RUNDOWN

|                             |       |
|-----------------------------|-------|
| Overall                     | 5-2-1 |
| Home                        | 4-0-0 |
| Away                        | 0-2-0 |
| Neutral                     | 1-0-1 |
| SEC                         | 0-1-0 |
| Home                        | 0-0-0 |
| Away                        | 0-1-0 |
| Non-Conference              | 5-1-1 |
| Home                        | 4-0-0 |
| Away                        | 0-1-0 |
| Neutral                     | 1-0-1 |
| In overtime                 | 0-1-1 |
| vs. ranked opponents        | 0-0-1 |
| vs. unranked opponents      | 5-2-0 |
| Shutouts                    | 2-0-0 |
| One-goal games              | 1-1-1 |
| Two-goal games              | 3-1-0 |
| Three-plus goal games       | 1-0-0 |
| Scoring first               | 2-0-1 |
| Opponent scores first       | 3-2-0 |
| Leading at the half         | 1-0-1 |
| Trailing at the half        | 1-2-0 |
| Tied at half                | 3-0-0 |
| Outshooting opponent        | 5-1-0 |
| Outshot by opponent         | 0-1-1 |
| Same number of shots        | 0-0-0 |
| Taking more corner kicks    | 5-2-0 |
| Allowing more corner kicks  | 0-0-1 |
| Same number of corner kicks | 0-0-0 |
| Making more saves           | 1-0-1 |
| Allowing more saves         | 4-1-0 |
| Same number of saves        | 0-1-0 |
| Committing more fouls       | 4-1-1 |
| Drawing more fouls          | 0-1-0 |
| Same number of fouls        | 1-0-0 |
| Televised games             | 3-2-0 |
| Non-televised games         | 2-0-1 |
| Wearing white kits          | 3-0-0 |
| Wearing red kits            | 1-1-1 |
| Wearing anthracite kits     | 1-1-0 |
| Sunday                      | 1-1-1 |
| Monday                      | 0-0-0 |
| Tuesday                     | 0-0-0 |
| Wednesday                   | 0-0-0 |
| Thursday                    | 0-1-0 |
| Friday                      | 4-0-0 |
| Saturday                    | 0-0-0 |
| August                      | 3-1-1 |
| September                   | 2-1-0 |
| October                     | 0-0-0 |
| November                    | 0-0-0 |

## THE LAST TIME...

### TEAM

|                              |   |
|------------------------------|---|
| Scored 6-plus goals          | 11 vs. Mississippi Valley State (9/3/17)                    |
| Scored 5 goals               | at Mississippi State (9/9/16)                               |
| Scored 4 goals               | vs. Vanderbilt (10/6/16)                                    |
| Scored 3 goals               | vs. UConn (9/9/18)  |
| Scored 2 goals               | at McNeese St. (8/26/18)                                    |
| Scored 1 goal                | at Georgia (9/13/18)  |
| Was shutout                  | vs. Alabama (10/19/17)                                      |
| Allowed 5-plus goals         | 6 at Nebraska (9/2/11)                                      |
| Allowed 4 goals              | at #21 NC State (NCAA Tournament 1st Round) (11/11/17)      |
| Allowed 3 goals              | at Georgia (9/13/18)  |
| Allowed 2 goals              | vs. Baylor (8/31/18)  |
| Allowed 1 goal               | vs. UConn (9/9/18)  |
| Shutout an opponent          | vs. Dequesne (Penn State Invitational) (8/17/18)            |
| Attempted 30-plus shots      | 43 vs. Mississippi Valley State (9/3/17)                    |
| Attempted 20-29 shots        | 25 vs. UConn (9/9/18)                                       |
| Attempted 10-19 shots        | 15 vs. Baylor (8/31/18)                                     |
| Allowed 20-plus shots        | 24 vs. #9 West Virginia (Penn State Invitational) (8/19/18) |
| Allowed 15-19 shots          | 15 at McNeese St. (8/26/18)                                 |
| Allowed 10-15 shots          | 14 at Georgia (9/13/18)                                     |
| Allowed 5-9 shots            | 8 vs. UConn (9/9/18)  |
| Allowed 1-4 shots            | 2 vs. Nebraska-Omaha (8/24/18)                              |
| Allowed 0 shots              | vs. Duquesne (Penn State Invitational) (8/17/18)            |
| Won in overtime              | vs. Memphis (NCAA Tournament 1st Round) (11/11/16)          |
| Lost in overtime             | at McNeese St. (8/26/18)                                    |
| Tied in overtime             | vs. #9 West Virginia (Penn State Invitational) (8/19/18)    |
| Had 15-20 corner kicks       | 18 vs. FAU (9/7/18)   |
| Had 10-14 corner kicks       | 10 at LSU (10/12/17)  |
| Won a penalty kick shootout  | vs. Vanderbilt (SECT Semifinals) (11/2/17)                  |
| Lost a penalty kick shootout | at #12 Clemson (NCAA Tournament 2nd Round) (11/18/16)       |

### INDIVIDUAL

|                           |  |
|---------------------------|--|
| Scored 3 goals in a half  | Julie Williford vs. LSU (11/2/01)  |
| Scored 2 goals in a half  | Stefani Doyle at Providence (9/10/17)  |
| Scored 4 goals in a match | Parker Goins vs. Abilene Christian (8/27/17)   |
| Scored 3 goals in a match | Julie Williford vs. LSU (11/2/01)  |
| Scored 2 goals in a match | Marissa Kinsey vs. Omaha (8/24/18)   |
| Had 4 assists in a match  | N/A  |
| Had 3 assists in a match  | Alexandra Fischer vs. James Madison (8/19/16)  |
| Took 10 shots in a match  | 11 by Laurel Pastor vs. Ole Miss (10/17/10)  |
| Had 15 saves in a match   | 18 by Megan Bals vs. Florida (11/4/99)   |
| Had 10 saves in a match   | 10 by Cameron Carter at Tennessee (10/10/14)   |
| Recorded a shutout        | Rachel Harris vs. Duquesne (Penn State Invitational) (8/17/18)                               |
| Had consecutive shutouts  | Jordan Harris vs. Ole Miss (SEC Tournament First Round) and vs. #3 South Carolina (10/31/17) |

## STARTERS MATCH-BY-MATCH

2018 RECORD: 5-2-1 • HOME: 4-0-0 • AWAY: 0-2-0 • NEUTRAL: 1-0-1 • SEC: 0-1-0

| Date    | Opponent      | 1      | 2       | 3       | 4          | 5            | 6      | 7      | 8              | 9      | 10    | 11        |           |
|---------|---------------|--------|---------|---------|------------|--------------|--------|--------|----------------|--------|-------|-----------|-----------|
| 8/17/18 | Duquesne      | Harris | Kinsey  | Hoke    | Louk       | Elfjysdottir | McKeon | Pirkle | McKeon         | Malham | Doyle | Goins     | VanFossen |
| 8/19/18 | West Virginia | Harris | Hoke    | Louk    | Eyjolfsson | McKeon       | Malham | Doyle  | Christopherson | Goins  | Neece | VanFossen |           |
| 8/24/18 | Omaha         | Harris | Cannata | Hoke    | Eyjolfsson | McKeon       | Malham | Doyle  | Christopherson | Goins  | Neece | VanFossen |           |
| 8/26/18 | McNeese St.   | Harris | Kinsey  | Cannata | Hoke       | Elfjysdottir | McKeon | Malham | Christopherson | Doyle  | Goins | Neece     |           |
| 8/31/18 | Baylor        | Harris | Cannata | Hoke    | Eyjolfsson | McKeon       | Malham | Doyle  | Christopherson | Goins  | Neece | VanFossen |           |
| 9/7/18  | FAU           | Harris | Cannata | Hoke    | Laskaris   | McKeon       | Malham | Doyle  | Christopherson | Goins  | Neece | VanFossen |           |
| 9/9/18  | UConn         | Bach   | Cannata | Hoke    | Laskaris   | McKeon       | Malham | Doyle  | Christopherson | Goins  | Neece | VanFossen |           |
| 9/13/18 | Georgia       | Bach   | Cannata | Hoke    | Laskaris   | McKeon       | Malham | Doyle  | Christopherson | Goins  | Neece | VanFossen |           |



2018 OVERALL STATS



2018 Arkansas Soccer  
Arkansas Combined Team Statistics (as of Sep 13, 2018)  
All games



| RECORD:        | OVERALL | HOME | AWAY | NEUTRAL |
|----------------|---------|------|------|---------|
| ALL GAMES      | 5-2-1   | 4-0  | 0-2  | 1-0-1   |
| CONFERENCE     | 0-1     | 0-0  | 0-1  | 0-0     |
| NON-CONFERENCE | 5-1-1   | 4-0  | 0-1  | 1-0-1   |

| Date     | Opponent            | Score   | Att. |
|----------|---------------------|---------|------|
| Aug 17   | vs Duquesne         | w 1-0   | 0    |
| Aug 19   | vs #9 West Virginia | To2 1-1 | 0    |
| Aug 24   | OMAHA               | w 2-0   | 667  |
| Aug 26   | at McNeese          | Lo2 2-3 | 320  |
| Aug 31   | BAYLOR              | w 3-2   | 2529 |
| Sep 07   | FLA. ATLANTIC       | w 3-1   | 564  |
| Sep 09   | UCONN               | w 3-1   | 558  |
| * Sep 13 | at Georgia          | L 1-3   | 791  |

| TEAM STATISTICS        | ARK    | OPP   |
|------------------------|--------|-------|
| SHOT STATISTICS        |        |       |
| Goals-Shot attempts    | 16-141 | 11-81 |
| Goals scored per game  | 2.00   | 1.38  |
| Shot pct.              | .113   | .136  |
| Shots on goal-Attempts | 59-141 | 47-81 |
| SOG pct.               | .418   | .580  |
| Shots/Game             | 17.6   | 10.1  |
| CORNER KICKS           |        |       |
| Goals off corners      | 66     | 24    |
| PENALTY KICKS          | 2-2    | 2-2   |
| OFFSIDES               |        |       |
|                        | 17     | 7     |
| PENALTIES              |        |       |
| Fouls                  | 98     | 81    |
| Yellow cards           | 8      | 6     |
| Red cards              | 0      | 1     |
| ATTENDANCE             |        |       |
| Total                  | 4318   | 1111  |
| Dates/Avg Per Date     | 4/1080 | 2/556 |
| Neutral Site #/Avg     | 2/0    |       |

| #         | Player               | gp | g  | a  | pts | sh  | sh%  | sog | sog% | gw | pk-att |
|-----------|----------------------|----|----|----|-----|-----|------|-----|------|----|--------|
| 12        | Kayla McKeon         | 8  | 4  | 1  | 9   | 20  | .200 | 10  | .500 | 2  | 1-1    |
| 22        | Parker Goins         | 8  | 2  | 4  | 8   | 19  | .105 | 11  | .579 | 1  | 1-1    |
| 2         | Marissa Kinsey       | 8  | 3  | 0  | 6   | 7   | .429 | 4   | .571 | 1  | 0-0    |
| 24        | Abbi Neece           | 8  | 2  | 2  | 6   | 11  | .182 | 4   | .364 | 1  | 0-0    |
| 14        | Taylor Malham        | 8  | 1  | 3  | 5   | 21  | .048 | 12  | .571 | 0  | 0-0    |
| 3         | Tori Cannata         | 8  | 2  | 0  | 4   | 9   | .222 | 6   | .667 | 0  | 0-0    |
| 17        | Stefani Doyle        | 8  | 1  | 1  | 3   | 11  | .091 | 4   | .364 | 0  | 0-0    |
| 19        | Maddie Ricketts      | 8  | 1  | 1  | 3   | 9   | .111 | 3   | .333 | 0  | 0-0    |
| 16        | Emily Russell        | 8  | 0  | 1  | 1   | 11  | .000 | 3   | .273 | 0  | 0-0    |
| 18        | Reece Christopherson | 8  | 0  | 1  | 1   | 4   | .000 | 1   | .250 | 0  | 0-0    |
| 13        | Tyler Runnels        | 7  | 0  | 1  | 1   | 3   | .000 | 0   | .000 | 0  | 0-0    |
| 6         | Carly Hoke           | 8  | 0  | 1  | 1   | 3   | .000 | 0   | .000 | 0  | 0-0    |
| 9         | Kolbrun Elfyjstodtir | 8  | 0  | 0  | 0   | 4   | .000 | 0   | .000 | 0  | 0-0    |
| 7         | Madison Louk         | 8  | 0  | 0  | 0   | 3   | .000 | 0   | .000 | 0  | 0-0    |
| 15        | Libby Rumbelow       | 2  | 0  | 0  | 0   | 2   | .000 | 1   | .500 | 0  | 0-0    |
| 11        | Brooke Pirkle        | 7  | 0  | 0  | 0   | 2   | .000 | 0   | .000 | 0  | 0-0    |
| 5         | Julia Laskaris       | 8  | 0  | 0  | 0   | 2   | .000 | 0   | .000 | 0  | 0-0    |
| 99        | Haley VanFossen      | 8  | 0  | 0  | 0   | 0   | .000 | 0   | .000 | 0  | 0-0    |
| 33        | Taylor Beitz         | 3  | 0  | 0  | 0   | 0   | .000 | 0   | .000 | 0  | 0-0    |
| 27        | Kaelee Van Gundy     | 5  | 0  | 0  | 0   | 0   | .000 | 0   | .000 | 0  | 0-0    |
| 21        | Ellie Breden         | 3  | 0  | 0  | 0   | 0   | .000 | 0   | .000 | 0  | 0-0    |
| 1         | Rachel Harris        | 6  | 0  | 0  | 0   | 0   | .000 | 0   | .000 | 0  | 0-0    |
| 00        | Alexis Bach          | 3  | 0  | 0  | 0   | 0   | .000 | 0   | .000 | 0  | 0-0    |
| Total     |                      | 8  | 16 | 16 | 48  | 141 | .113 | 59  | .418 | 5  | 2-2    |
| Opponents |                      | 8  | 11 | 7  | 29  | 81  | .136 | 47  | .580 | 2  | 2-2    |

| #         | Goalie        | GP | Min.   | GA | GAAvg | Saves | Pct  | W-L-T | Sho |
|-----------|---------------|----|--------|----|-------|-------|------|-------|-----|
| 1         | Rachel Harris | 6  | 517:43 | 7  | 1.22  | 24    | .774 | 3-1-1 | 2/0 |
| 00        | Alexis Bach   | 3  | 135:00 | 2  | 1.33  | 4     | .667 | 1-1-0 | 0/0 |
| 33        | Taylor Beitz  | 3  | 103:51 | 2  | 1.73  | 5     | .714 | 1-0-0 | 0/0 |
| Total     |               | 8  | 756:34 | 11 | 1.31  | 36    | .766 | 5-2-1 | 2   |
| Opponents |               | 8  | 756:34 | 16 | 1.90  | 43    | .729 | 2-5-1 | 0   |

| Goals by Period | 1st | 2nd | OT | OT2 | Total |
|-----------------|-----|-----|----|-----|-------|
| Arkansas        | 5   | 11  | 0  | 0   | 16    |
| Opponents       | 6   | 4   | 0  | 1   | 11    |

| Shots by Period | 1st | 2nd | OT | OT2 | Total |
|-----------------|-----|-----|----|-----|-------|
| Arkansas        | 67  | 66  | 4  | 4   | 141   |
| Opponents       | 34  | 40  | 4  | 3   | 81    |

| Saves by Period | 1st | 2nd | OT | OT2 | Total |
|-----------------|-----|-----|----|-----|-------|
| Arkansas        | 16  | 16  | 3  | 1   | 36    |
| Opponents       | 22  | 18  | 1  | 2   | 43    |

| Corners by Period | 1st | 2nd | OT | OT2 | Total |
|-------------------|-----|-----|----|-----|-------|
| Arkansas          | 37  | 28  | 0  | 1   | 66    |
| Opponents         | 10  | 13  | 0  | 1   | 24    |

| Fouls by Period | 1st | 2nd | OT | OT2 | Total |
|-----------------|-----|-----|----|-----|-------|
| Arkansas        | 47  | 45  | 2  | 4   | 98    |
| Opponents       | 33  | 45  | 1  | 2   | 81    |



**2018 Arkansas Soccer  
Arkansas Combined Team Statistics (as of Sep 13, 2018)  
Conference games**



| <b>RECORD:</b> | <b>OVERALL</b> | <b>HOME</b> | <b>AWAY</b> | <b>NEUTRAL</b> |
|----------------|----------------|-------------|-------------|----------------|
| ALL GAMES      | 0-1            | 0-0         | 0-1         | 0-0            |
| CONFERENCE     | 0-1            | 0-0         | 0-1         | 0-0            |
| NON-CONFERENCE | 0-0            | 0-0         | 0-0         | 0-0            |

| <b>Date</b> | <b>Opponent</b> | <b>Score</b> | <b>Att.</b> |
|-------------|-----------------|--------------|-------------|
| * Sep 13    | at Georgia      | L 1-3        | 791         |

| <b>TEAM STATISTICS</b> | <b>ARK</b> | <b>OPP</b> |
|------------------------|------------|------------|
| <b>SHOT STATISTICS</b> |            |            |
| Goals-Shot attempts    | 1-8        | 3-14       |
| Goals scored per game  | 1.00       | 3.00       |
| Shot pct.              | .125       | .214       |
| Shots on goal-Attempts | 6-8        | 8-14       |
| SOG pct.               | .750       | .571       |
| Shots/Game             | 8.0        | 14.0       |
| <b>CORNER KICKS</b>    |            |            |
| Goals off corners      | 0          | 1          |
| <b>PENALTY KICKS</b>   | 1-1        | 0-0        |
| <b>OFFSIDES</b>        | 2          | 1          |
| <b>PENALTIES</b>       |            |            |
| Fouls                  | 13         | 9          |
| Yellow cards           | 2          | 1          |
| Red cards              | 0          | 0          |
| <b>ATTENDANCE</b>      |            |            |
| Total                  | 0          | 791        |
| Dates/Avg Per Date     | 0/0        | 1/791      |
| Neutral Site #/Avg     | 0/0        |            |

| #                | Player               | gp | g | a | pts | sh | sh%  | sog | sog%  | gw | pk-att |
|------------------|----------------------|----|---|---|-----|----|------|-----|-------|----|--------|
| 12               | Kayla McKeon         | 1  | 1 | 0 | 2   | 2  | .500 | 2   | 1.000 | 0  | 1-1    |
| 22               | Parker Goins         | 1  | 0 | 0 | 0   | 3  | .000 | 3   | 1.000 | 0  | 0-0    |
| 14               | Taylor Malham        | 1  | 0 | 0 | 0   | 2  | .000 | 1   | .500  | 0  | 0-0    |
| 7                | Madison Louk         | 1  | 0 | 0 | 0   | 1  | .000 | 0   | .000  | 0  | 0-0    |
| 99               | Haley VanFossen      | 1  | 0 | 0 | 0   | 0  | .000 | 0   | .000  | 0  | 0-0    |
| 27               | Kaelee Van Gundy     | 1  | 0 | 0 | 0   | 0  | .000 | 0   | .000  | 0  | 0-0    |
| 24               | Abbi Neece           | 1  | 0 | 0 | 0   | 0  | .000 | 0   | .000  | 0  | 0-0    |
| 19               | Maddie Ricketts      | 1  | 0 | 0 | 0   | 0  | .000 | 0   | .000  | 0  | 0-0    |
| 18               | Reece Christopherson | 1  | 0 | 0 | 0   | 0  | .000 | 0   | .000  | 0  | 0-0    |
| 17               | Stefani Doyle        | 1  | 0 | 0 | 0   | 0  | .000 | 0   | .000  | 0  | 0-0    |
| 16               | Emily Russell        | 1  | 0 | 0 | 0   | 0  | .000 | 0   | .000  | 0  | 0-0    |
| 13               | Tyler Runnels        | 1  | 0 | 0 | 0   | 0  | .000 | 0   | .000  | 0  | 0-0    |
| 11               | Brooke Pirkle        | 1  | 0 | 0 | 0   | 0  | .000 | 0   | .000  | 0  | 0-0    |
| 9                | Kolbrun Elfyjydotir  | 1  | 0 | 0 | 0   | 0  | .000 | 0   | .000  | 0  | 0-0    |
| 6                | Carly Hoke           | 1  | 0 | 0 | 0   | 0  | .000 | 0   | .000  | 0  | 0-0    |
| 5                | Julia Laskaris       | 1  | 0 | 0 | 0   | 0  | .000 | 0   | .000  | 0  | 0-0    |
| 3                | Tori Cannata         | 1  | 0 | 0 | 0   | 0  | .000 | 0   | .000  | 0  | 0-0    |
| 2                | Marissa Kinsey       | 1  | 0 | 0 | 0   | 0  | .000 | 0   | .000  | 0  | 0-0    |
| 00               | Alexis Bach          | 1  | 0 | 0 | 0   | 0  | .000 | 0   | .000  | 0  | 0-0    |
| <b>Total</b>     |                      | 1  | 1 | 0 | 2   | 8  | .125 | 6   | .750  | 0  | 1-1    |
| <b>Opponents</b> |                      | 1  | 3 | 1 | 7   | 14 | .214 | 8   | .571  | 1  | 0-0    |

| #                | Goalie       | GP | Min.  | GA | GAAvg | Saves | Pct  | W-L-T | Sho |
|------------------|--------------|----|-------|----|-------|-------|------|-------|-----|
| 00               | Alexis Bach  | 1  | 45:00 | 1  | 2.00  | 2     | .667 | 0-1-0 | 0/0 |
| 33               | Taylor Beitz | 1  | 45:00 | 2  | 4.00  | 3     | .600 | 0-0-0 | 0/0 |
| <b>Total</b>     |              | 1  | 90:00 | 3  | 3.00  | 5     | .625 | 0-1-0 | 0   |
| <b>Opponents</b> |              | 1  | 90:00 | 1  | 1.00  | 5     | .833 | 1-0-0 | 0   |

| Goals by Period | 1st | 2nd | Total |
|-----------------|-----|-----|-------|
| Arkansas        | 0   | 1   | 1     |
| Opponents       | 1   | 2   | 3     |

| Shots by Period | 1st | 2nd | Total |
|-----------------|-----|-----|-------|
| Arkansas        | 3   | 5   | 8     |
| Opponents       | 6   | 8   | 14    |

| Saves by Period | 1st | 2nd | Total |
|-----------------|-----|-----|-------|
| Arkansas        | 2   | 3   | 5     |
| Opponents       | 3   | 2   | 5     |

| Corners by Period | 1st | 2nd | Total |
|-------------------|-----|-----|-------|
| Arkansas          | 4   | 1   | 5     |
| Opponents         | 1   | 3   | 4     |

| Fouls by Period | 1st | 2nd | Total |
|-----------------|-----|-----|-------|
| Arkansas        | 8   | 5   | 13    |
| Opponents       | 4   | 5   | 9     |

2018 INDIVIDUAL STATS



**2018 Arkansas Soccer**  
**Arkansas Overall Team Statistics (as of Sep 13, 2018)**  
**All games**



Overall: 5-2-1 Conf: 0-1-0 Home: 4-0-0 Away: 0-2-0 Neut: 1-0-1

| <b>TEAM STATISTICS</b> | <b>ARK</b> | <b>OPP</b> |
|------------------------|------------|------------|
| <b>SHOT STATISTICS</b> |            |            |
| Goals-Shot attempts    | 16-141     | 11-81      |
| Goals scored per game  | 2.00       | 1.38       |
| Shot pct.              | .113       | .136       |
| Shots on goal-Attempts | 59-141     | 47-81      |
| SOG pct.               | .418       | .580       |
| Shots/Game             | 17.6       | 10.1       |
| Assists                | 16         | 7          |
| <b>CORNER KICKS</b>    |            |            |
| Goals off corners      | 3          | 1          |
| <b>PENALTY KICKS</b>   |            |            |
|                        | 2-2        | 2-2        |
| <b>OFFSIDES</b>        |            |            |
|                        | 17         | 7          |
| <b>PENALTIES</b>       |            |            |
| Fouls                  | 98         | 81         |
| Yellow cards           | 8          | 6          |
| Red cards              | 0          | 1          |
| <b>ATTENDANCE</b>      |            |            |
| Total                  | 4318       | 1111       |
| Dates/Avg Per Date     | 4/1080     | 2/556      |
| Neutral Site #/Avg     | 2/0        |            |

| <b>Goals by Period</b> | <b>1st</b> | <b>2nd</b> | <b>OT</b> | <b>OT2</b> | <b>Total</b> |
|------------------------|------------|------------|-----------|------------|--------------|
| Arkansas               | 5          | 11         | 0         | 0          | 16           |
| Opponents              | 6          | 4          | 0         | 1          | 11           |

| <b>Corners by Period</b> | <b>1st</b> | <b>2nd</b> | <b>OT</b> | <b>OT2</b> | <b>Total</b> |
|--------------------------|------------|------------|-----------|------------|--------------|
| Arkansas                 | 37         | 28         | 0         | 1          | 66           |
| Opponents                | 10         | 13         | 0         | 1          | 24           |

| <b>Shots by Period</b> | <b>1st</b> | <b>2nd</b> | <b>OT</b> | <b>OT2</b> | <b>Total</b> |
|------------------------|------------|------------|-----------|------------|--------------|
| Arkansas               | 67         | 66         | 4         | 4          | 141          |
| Opponents              | 34         | 40         | 4         | 3          | 81           |

| <b>Fouls by Period</b> | <b>1st</b> | <b>2nd</b> | <b>OT</b> | <b>OT2</b> | <b>Total</b> |
|------------------------|------------|------------|-----------|------------|--------------|
| Arkansas               | 47         | 45         | 2         | 4          | 98           |
| Opponents              | 33         | 45         | 1         | 2          | 81           |

| <b>Saves by Period</b> | <b>1st</b> | <b>2nd</b> | <b>OT</b> | <b>OT2</b> | <b>Total</b> |
|------------------------|------------|------------|-----------|------------|--------------|
| Arkansas               | 16         | 16         | 3         | 1          | 36           |
| Opponents              | 22         | 18         | 1         | 2          | 43           |

| <b>Offsides by Period</b> | <b>1st</b> | <b>2nd</b> | <b>OT</b> | <b>OT2</b> | <b>Total</b> |
|---------------------------|------------|------------|-----------|------------|--------------|
| Arkansas                  | 8          | 8          | 0         | 1          | 17           |
| Opponents                 | 3          | 4          | 0         | 0          | 7            |

2018 GAME RESULTS



2018 Arkansas Soccer  
Arkansas Category Leaders (as of Sep 13, 2018)  
All games



| ## | Points               | GP | G | A | Pts | Shots |
|----|----------------------|----|---|---|-----|-------|
| 12 | Kayla McKeon         | 8  | 4 | 1 | 9   | 20    |
| 22 | Parker Goins         | 8  | 2 | 4 | 8   | 19    |
| 2  | Marissa Kinsey       | 8  | 3 | 0 | 6   | 7     |
| 24 | Abbi Neece           | 8  | 2 | 2 | 6   | 11    |
| 14 | Taylor Malham        | 8  | 1 | 3 | 5   | 21    |
| 3  | Tori Cannata         | 8  | 2 | 0 | 4   | 9     |
| 17 | Stefani Doyle        | 8  | 1 | 1 | 3   | 11    |
| 19 | Maddie Ricketts      | 8  | 1 | 1 | 3   | 9     |
| 16 | Emily Russell        | 8  | 0 | 1 | 1   | 11    |
| 18 | Reece Christopherson | 8  | 0 | 1 | 1   | 4     |

| ## | Shots                | GP | G | A | Shots | Shot% |
|----|----------------------|----|---|---|-------|-------|
| 14 | Taylor Malham        | 8  | 1 | 3 | 21    | .048  |
| 12 | Kayla McKeon         | 8  | 4 | 1 | 20    | .200  |
| 22 | Parker Goins         | 8  | 2 | 4 | 19    | .105  |
| 24 | Abbi Neece           | 8  | 2 | 2 | 11    | .182  |
| 17 | Stefani Doyle        | 8  | 1 | 1 | 11    | .091  |
| 16 | Emily Russell        | 8  | 0 | 1 | 11    | .000  |
| 3  | Tori Cannata         | 8  | 2 | 0 | 9     | .222  |
| 19 | Maddie Ricketts      | 8  | 1 | 1 | 9     | .111  |
| 2  | Marissa Kinsey       | 8  | 3 | 0 | 7     | .429  |
| 18 | Reece Christopherson | 8  | 0 | 1 | 4     | .000  |

| ## | Goals           | GP | G | A | Pts | Shots |
|----|-----------------|----|---|---|-----|-------|
| 12 | Kayla McKeon    | 8  | 4 | 1 | 9   | 20    |
| 2  | Marissa Kinsey  | 8  | 3 | 0 | 6   | 7     |
| 3  | Tori Cannata    | 8  | 2 | 0 | 4   | 9     |
| 22 | Parker Goins    | 8  | 2 | 4 | 8   | 19    |
| 24 | Abbi Neece      | 8  | 2 | 2 | 6   | 11    |
| 19 | Maddie Ricketts | 8  | 1 | 1 | 3   | 9     |
| 14 | Taylor Malham   | 8  | 1 | 3 | 5   | 21    |
| 17 | Stefani Doyle   | 8  | 1 | 1 | 3   | 11    |

| ## | Shots on Goal        | GP | G | A | Shots | SOG | SOG% |
|----|----------------------|----|---|---|-------|-----|------|
| 14 | Taylor Malham        | 8  | 1 | 3 | 21    | 12  | .571 |
| 22 | Parker Goins         | 8  | 2 | 4 | 19    | 11  | .579 |
| 12 | Kayla McKeon         | 8  | 4 | 1 | 20    | 10  | .500 |
| 3  | Tori Cannata         | 8  | 2 | 0 | 9     | 6   | .667 |
| 24 | Abbi Neece           | 8  | 2 | 2 | 11    | 4   | .364 |
| 17 | Stefani Doyle        | 8  | 1 | 1 | 11    | 4   | .364 |
| 2  | Marissa Kinsey       | 8  | 3 | 0 | 7     | 4   | .571 |
| 16 | Emily Russell        | 8  | 0 | 1 | 11    | 3   | .273 |
| 19 | Maddie Ricketts      | 8  | 1 | 1 | 9     | 3   | .333 |
| 18 | Reece Christopherson | 8  | 0 | 1 | 4     | 1   | .250 |

| ## | Assists              | GP | G | A | Pts | Shots |
|----|----------------------|----|---|---|-----|-------|
| 22 | Parker Goins         | 8  | 2 | 4 | 8   | 19    |
| 14 | Taylor Malham        | 8  | 1 | 3 | 5   | 21    |
| 24 | Abbi Neece           | 8  | 2 | 2 | 6   | 11    |
| 18 | Reece Christopherson | 8  | 0 | 1 | 1   | 4     |
| 13 | Tyler Runnels        | 7  | 0 | 1 | 1   | 3     |
| 19 | Maddie Ricketts      | 8  | 1 | 1 | 3   | 9     |
| 6  | Carly Hoke           | 8  | 0 | 1 | 1   | 3     |
| 16 | Emily Russell        | 8  | 0 | 1 | 1   | 11    |
| 12 | Kayla McKeon         | 8  | 4 | 1 | 9   | 20    |
| 17 | Stefani Doyle        | 8  | 1 | 1 | 3   | 11    |

| ## | Game-winning Goals | GP | No. |
|----|--------------------|----|-----|
| 12 | Kayla McKeon       | 8  | 2   |
| 2  | Marissa Kinsey     | 8  | 1   |
| 24 | Abbi Neece         | 8  | 1   |
| 22 | Parker Goins       | 8  | 1   |

## SEASON AND CAREER BESTS

### #00 ALEXIS BACH

#### Minutes Played

S: ..... 45:00 x3 (last at Georgia - Sept. 13, 2018)  
C: ..... Same

#### Goals Allowed

S: ..... 1 x2 (last at Georgia - Sept. 13, 2018)  
C: ..... Same

#### Saves

S: ..... 2 x2 (last at Georgia - Sept. 13, 2018)  
C: ..... Same

### #1 RACHEL HARRIS

#### Minutes Played

S: ..... 106:34 (at McNeese St. - Aug. 26, 2018)  
C: ..... Same

#### Goals Allowed

S: ..... 3 (vs. McNeese St. - Aug. 26, 2018)  
C: ..... 4 x2 (last at Providence - Sept. 10, 2017)

#### Saves

S: ..... 9 (vs. #10 W. Virginia - Aug. 19, 2018)  
C: ..... Same

### #2 MARISSA KINSEY

#### Minutes Played

S: ..... 60 (at McNeese St. - Aug. 26, 2018)  
C: ..... Same

#### Goals

S: ..... 2 (vs. Nebraska-Omaha - Aug. 24, 2018)  
C: ..... Same

#### Assists

S: ..... N/A  
C: ..... N/A

#### Points

S: ..... 4 (vs. Nebraska-Omaha - Aug. 24, 2018)  
C: ..... Same

### #3 TORI CANNATA

#### Minutes Played

S: ..... 68 (at McNeese St. - Aug. 26, 2018)  
C: ..... 103 (vs. Vanderbilt (SECT) - Nov. 2, 2017)

#### Goals

S: ..... 1 x2 (last vs. FAU - Sept. 7, 2018)  
C: ..... 1 x4 (last vs. FAU - Sept. 7, 2018)

#### Assists

S: ..... N/A  
C: ..... 2 (at Providence - Sept. 10, 2017)

#### Points

S: ..... 2 x2 (last vs. FAU - Sept. 7, 2018)  
C: ..... 2 x5 (last vs. FAU - Sept. 7, 2018)

### #5 JULIA LASKARIS

#### Minutes Played

S: ..... 87 (at Georgia - Sept. 13, 2018)  
C: ..... Same

#### Goals

S: ..... N/A  
C: ..... N/A

#### Assists

S: ..... N/A  
C: ..... N/A

#### Points

S: ..... N/A  
C: ..... N/A

### #6 CARLY HOKE

#### Minutes Played

S: ..... 110 (vs. W. Virginia - Aug. 19, 2018)  
C: ..... 110 x3 (last vs. W. Virginia - Aug. 19, 2018)

#### Goals

S: ..... N/A  
C: ..... N/A

#### Assists

S: ..... 1 x3 (last at McNeese St. - Aug. 26, 2018)  
C: ..... 1 x5 (last at McNeese St. - Aug. 26, 2018)

#### Points

S: ..... 1 (at McNeese St. - Aug. 26, 2018)  
C: ..... 1 x5 (last at McNeese St. - Aug. 26, 2018)

### #7 MADISON LOUK

#### Minutes Played

S: ..... 50 (at Georgia - Sept. 13, 2018)  
C: ..... 90 x 3 (last at Miami (OH) - Aug. 25, 2017)

#### Goals

S: ..... N/A  
C: ..... N/A

#### Assists

S: ..... N/A  
C: ..... 1 (vs. Florida Atlantic - Sept. 4, 2016)

#### Points

S: ..... N/A  
C: ..... 1 (vs. Florida Atlantic - Sept. 4, 2016)

### #8 CAROLINE CAMPBELL

#### Minutes Played

S: ..... N/A  
C: ..... 65 x2 (last vs. Miss. Valley St - Sept. 3, 2017)

#### Goals

S: ..... N/A  
C: ..... N/A

#### Assists

S: ..... N/A  
C: ..... 1 (vs. Mississippi Valley St. - Sept. 3, 2017)

#### Points

S: ..... N/A  
C: ..... 1 (vs. Mississippi Valley St. - Sept. 3, 2017)

### #9 KOLBRUN EYJOLFSDOTTIR

#### Minutes Played

S: ..... 107 (vs. No. 9 West Virginia - Aug. 19, 2018)  
C: ..... Same

#### Goals

S: ..... N/A  
C: ..... N/A

#### Assists

S: ..... N/A  
C: ..... N/A

#### Points

S: ..... N/A  
C: ..... N/A

### #11 BROOKE PIRKLE

#### Minutes Played

S: ..... 76 (vs. Duquesne - Aug. 17, 2018)  
C: ..... Same

#### Goals

S: ..... N/A  
C: ..... 2 (vs. Mississippi Valley St. - Sept. 3, 2017)

#### Assists

S: ..... N/A  
C: ..... 1 (vs. James Madison - Sept. 1, 2017)

#### Points

S: ..... N/A  
C: ..... 4 (vs. Mississippi Valley St. - Sept. 3, 2017)

### #12 KAYLA MCKEON

#### Minutes Played

S: ..... 103 (vs. W. Virginia - Aug. 19, 2018)  
C: ..... 108 (vs. Clemson - Nov. 18, 2016)

#### Goals

S: ..... 1 x4 (last at Georgia - Sept. 13, 2018)  
C: ..... 2 x3 (last vs. Mississippi Valley St. - Sept. 3, 2017)

#### Assists

S: ..... N/A  
C: ..... 1 x7 (last vs. #3 S. Carolina (SECT) - Oct. 31, 2017)

#### Points

S: ..... 2 x3 (last vs. FAU - Sept. 7, 2018)  
C: ..... 5 (vs. Northern Iowa - Sept. 1, 2016)

### #13 TYLER RUNNELS

#### Minutes Played

S: ..... 42 (vs. Duquesne - Aug. 17, 2018)  
C: ..... 42 (vs. Duquesne - Aug. 17, 2018)

#### Goals

S: ..... N/A  
C: ..... N/A

#### Assists

S: ..... 1 (vs. Duquesne - Aug. 17, 2018)  
C: ..... Same

#### Points

S: ..... 1 (vs. Duquesne - Aug. 17, 2018)  
C: ..... Same

## SEASON AND CAREER BESTS

### #14 TAYLOR MALHAM

#### Minutes Played

S: ..... 106 (at. McNeese St. - Aug. 26, 2018)  
 C: ..... 107 (vs. Vanderbilt (SECT) - Nov. 2, 2017)

#### Goals

S: ..... 1 x6 (last vs. Ole Miss (SECT) - Oct. 29, 2017)  
 C: ..... Same

#### Assists

S: ..... 1 x2 (last vs. Baylor - Aug. 31, 2018)  
 C: ..... Same

#### Points

S: ..... 2 (at. McNeese St. - Aug. 26, 2018)  
 C: ..... 2 x7 (last at. McNeese St. - Aug. 26, 2018)

### #16 EMILY RUSSELL

#### Minutes Played

S: ..... 42 (at Georgia - Sept. 13, 2018)  
 C: ..... Same

#### Goals

S: ..... N/A  
 C: ..... N/A

#### Assists

S: ..... N/A  
 C: ..... N/A

#### Points

S: ..... N/A  
 C: ..... N/A

### #17 STEFANI DOYLE

#### Minutes Played

S: ..... 82 (vs. #10 W. Virginia - Aug. 19, 2018)  
 C: ..... 110 (at Vanderbilt - Sept. 21, 2017)

#### Goals

S: ..... 1 (vs. #10 W. Virginia - Aug. 19, 2018)  
 C: ..... 2 x2 (last at Providence - Sept. 10, 2017)

#### Assists

S: ..... 2 (vs. Abilene Christian - Aug. 27, 2017)  
 C: ..... Same

#### Points

S: ..... 2 (vs. #10 W Virginia - Aug. 19, 2018)  
 C: ..... 4 x2 (last at Providence - Sept. 10, 2017)

### #18 REECE CHRISTOPHERSON

#### Minutes Played

S: ..... 102 (at. McNeese St. - Aug. 26, 2018)  
 C: ..... 110 x2 (last vs. Vanderbilt (SECT) - Nov. 2, 2017)

#### Goals

S: ..... N/A  
 C: ..... 1 x3 (last vs. Northern Iowa - Sept. 1, 2016)

#### Assists

S: ..... 1 (vs. Baylor - Aug. 31, 2018)  
 C: ..... 1 x4 (last at South Carolina - Oct. 9, 2016)

#### Points

S: ..... 1 (vs. Baylor - Aug. 31, 2018)  
 C: ..... 2 x4 (last vs. Northern Iowa - Sept. 1, 2016)

### #19 MADDIE RICKETTS

#### Minutes Played

S: ..... 76 (at. McNeese St. - Aug. 26, 2018)  
 C: ..... Same

#### Goals

S: ..... 1 (vs. Baylor - Aug. 31, 2018)  
 C: ..... Same

#### Assists

S: ..... N/A  
 C: ..... N/A

#### Points

S: ..... 2 (vs. Baylor - Aug. 31, 2018)  
 C: ..... Same

### #21 ELLIE BREDEN

#### Minutes Played

S: ..... 29 (vs. Baylor - Aug. 31, 2018)  
 C: ..... 97 (at SMU - Aug. 18, 2017)

#### Goals

S: ..... N/A  
 C: ..... 1 x2 (last vs. Mississippi Valley St. - Sept. 3, 2017)

#### Assists

S: ..... N/A  
 C: ..... N/A

#### Points

S: ..... N/A  
 C: ..... 2 x2 (last vs. Mississippi Valley St. - Sept. 3, 2017)

### #22 PARKER GOINS

#### Minutes Played

S: ..... 95 (at. McNeese St. - Aug. 26, 2018)  
 C: ..... 107 (vs. Vanderbilt - SECT - Nov. 2, 2017)

#### Goals

S: ..... 1 x2 (last vs. UConn - Sept. 9, 2018)  
 C: ..... 4 (vs. Abilene Christian - Aug. 27, 2017)

#### Assists

S: ..... 1 x2 (last vs. FAU - Sept. 7, 2018)  
 C: ..... 2 x3 (last at Kentucky - Oct. 22, 2017)

#### Points

S: ..... 3 (last vs. FAU - Sept. 7, 2018)  
 C: ..... 8 (vs. Abilene Christian - Aug. 27, 2017)

### #23 NAYELI PEREZ

#### Minutes Played

S: ..... N/A  
 C: ..... 79 (at #23 Texas A&M - Sept. 29, 2017)

#### Goals

S: ..... N/A  
 C: ..... 1 (vs. Mississippi Valley St. - Sept. 3, 2017)

#### Assists

S: ..... N/A  
 C: ..... 2 (vs. Abilene Christian - Aug. 27, 2017)

#### Points

S: ..... N/A  
 C: ..... 3 (vs. Mississippi Valley St. - Sept. 3, 2017)

### #24 ABBI NEECE

#### Minutes Played

S: ..... 95 (at McNeese St. - Aug. 26, 2018)  
 C: ..... Same

#### Goals

S: ..... 1 x2 (last vs. UConn - Sept. 9, 2018)  
 C: ..... 1 x4 (last vs. UConn - Sept. 9, 2018)

#### Assists

S: ..... 1 x2 (last vs. UConn - Sept. 9, 2018)  
 C: ..... 2 (vs. Mississippi Valley St. - Sept. 3, 2017)

#### Points

S: ..... 3 (vs. UConn - Sept. 9, 2018)  
 C: ..... 3 (vs. UConn - Sept. 9, 2018)

### #27 KAELEE VAN GUNDY

#### Minutes Played

S: ..... 17 (vs. No. 9 West Virginia - Aug. 19, 2018)  
 C: ..... Same

#### Goals

S: ..... N/A  
 C: ..... N/A

#### Assists

S: ..... N/A  
 C: ..... N/A

#### Points

S: ..... N/A  
 C: ..... N/A

### #99 HALEY VAN FOSSEN

#### Minutes Played

S: ..... 110 (vs. W. Virginia - Aug. 19, 2018)  
 C: ..... Same

#### Goals

S: ..... N/A  
 C: ..... 1 (at Providence - Sept. 10, 2017)

#### Assists

S: ..... N/A  
 C: ..... 1 x3 (last vs. Ole Miss (SECT) - Oct. 29, 2017)

#### Points

S: ..... N/A  
 C: ..... 2 (at Providence - Sept. 10, 2017)



### Individual Career History

#### Alexis Bach

| Season       | GP       | Min.       | G        | A        | Pts      | Shot     | Shot%       | SOG      | SOG%        | GW       | PK-Att     |
|--------------|----------|------------|----------|----------|----------|----------|-------------|----------|-------------|----------|------------|
| 2018         | 3        | 135        | 0        | 0        | 0        | 0        | .000        | 0        | .000        | 0        | 0-0        |
| <b>TOTAL</b> | <b>3</b> | <b>135</b> | <b>0</b> | <b>0</b> | <b>0</b> | <b>0</b> | <b>.000</b> | <b>0</b> | <b>.000</b> | <b>0</b> | <b>0-0</b> |

| Season       | GP       | Minutes       | GA       | GAAvg       | Saves    | Save%       | W        | L        | T        | Sho      |
|--------------|----------|---------------|----------|-------------|----------|-------------|----------|----------|----------|----------|
| 2018         | 3        | 135:00        | 2        | 1.33        | 4        | .667        | 1        | 1        | 0        | 0        |
| <b>TOTAL</b> | <b>3</b> | <b>135:00</b> | <b>2</b> | <b>1.33</b> | <b>4</b> | <b>.667</b> | <b>1</b> | <b>1</b> | <b>0</b> | <b>0</b> |

#### Taylor Beitz

| Season       | GP       | Min.       | G        | A        | Pts      | Shot     | Shot%       | SOG      | SOG%        | GW       | PK-Att     |
|--------------|----------|------------|----------|----------|----------|----------|-------------|----------|-------------|----------|------------|
| 2017         | 2        | 4          | 0        | 0        | 0        | 0        | .000        | 0        | .000        | 0        | 0-0        |
| 2018         | 3        | 104        | 0        | 0        | 0        | 0        | .000        | 0        | .000        | 0        | 0-0        |
| <b>TOTAL</b> | <b>5</b> | <b>108</b> | <b>0</b> | <b>0</b> | <b>0</b> | <b>0</b> | <b>.000</b> | <b>0</b> | <b>.000</b> | <b>0</b> | <b>0-0</b> |

| Season       | GP       | Minutes       | GA       | GAAvg       | Saves    | Save%       | W        | L        | T        | Sho      |
|--------------|----------|---------------|----------|-------------|----------|-------------|----------|----------|----------|----------|
| 2017         | 2        | 4:06          | 0        | 0.00        | 0        | .000        | 0        | 0        | 0        | 0        |
| 2018         | 3        | 103:51        | 2        | 1.73        | 5        | .714        | 1        | 0        | 0        | 0        |
| <b>TOTAL</b> | <b>5</b> | <b>107:57</b> | <b>2</b> | <b>1.67</b> | <b>5</b> | <b>.714</b> | <b>1</b> | <b>0</b> | <b>0</b> | <b>0</b> |

#### Ellie Breden

| Season       | GP        | Min.       | G        | A        | Pts      | Shot     | Shot%       | SOG      | SOG%         | GW       | PK-Att     |
|--------------|-----------|------------|----------|----------|----------|----------|-------------|----------|--------------|----------|------------|
| 2015         | 9         | 129        | 0        | 0        | 0        | 0        | .000        | 0        | .000         | 0        | 0-0        |
| 2016         | 8         | 182        | 1        | 0        | 2        | 1        | 1.000       | 1        | 1.000        | 0        | 0-0        |
| 2017         | 14        | 431        | 1        | 0        | 2        | 2        | .500        | 2        | 1.000        | 0        | 0-0        |
| 2018         | 3         | 34         | 0        | 0        | 0        | 0        | .000        | 0        | .000         | 0        | 0-0        |
| <b>TOTAL</b> | <b>34</b> | <b>776</b> | <b>2</b> | <b>0</b> | <b>4</b> | <b>3</b> | <b>.667</b> | <b>3</b> | <b>1.000</b> | <b>0</b> | <b>0-0</b> |

#### Tori Cannata

| Season       | GP        | Min.        | G        | A        | Pts       | Shot      | Shot%       | SOG       | SOG%        | GW       | PK-Att     |
|--------------|-----------|-------------|----------|----------|-----------|-----------|-------------|-----------|-------------|----------|------------|
| 2016         | 8         | 279         | 1        | 1        | 3         | 8         | .125        | 7         | .875        | 0        | 0-0        |
| 2017         | 24        | 1558        | 1        | 2        | 4         | 10        | .100        | 4         | .400        | 1        | 0-0        |
| 2018         | 8         | 418         | 2        | 0        | 4         | 9         | .222        | 6         | .667        | 0        | 0-0        |
| <b>TOTAL</b> | <b>40</b> | <b>2255</b> | <b>4</b> | <b>3</b> | <b>11</b> | <b>27</b> | <b>.148</b> | <b>17</b> | <b>.630</b> | <b>1</b> | <b>0-0</b> |

#### Reece Christopherson

| Season       | GP        | Min.        | G        | A        | Pts       | Shot      | Shot%       | SOG      | SOG%        | GW       | PK-Att     |
|--------------|-----------|-------------|----------|----------|-----------|-----------|-------------|----------|-------------|----------|------------|
| 2015         | 16        | 943         | 2        | 3        | 7         | 9         | .222        | 3        | .333        | 1        | 0-0        |
| 2016         | 23        | 1636        | 1        | 3        | 5         | 12        | .083        | 4        | .333        | 0        | 0-0        |
| 2017         | 24        | 1906        | 0        | 0        | 0         | 8         | .000        | 1        | .125        | 0        | 0-0        |
| 2018         | 8         | 629         | 0        | 1        | 1         | 4         | .000        | 1        | .250        | 0        | 0-0        |
| <b>TOTAL</b> | <b>71</b> | <b>5114</b> | <b>3</b> | <b>7</b> | <b>13</b> | <b>33</b> | <b>.091</b> | <b>9</b> | <b>.273</b> | <b>1</b> | <b>0-0</b> |

#### Stefani Doyle

| Season       | GP        | Min.        | G         | A         | Pts       | Shot       | Shot%       | SOG       | SOG%        | GW       | PK-Att     |
|--------------|-----------|-------------|-----------|-----------|-----------|------------|-------------|-----------|-------------|----------|------------|
| 2016         | 24        | 1712        | 6         | 3         | 15        | 68         | .088        | 34        | .500        | 1        | 0-0        |
| 2017         | 24        | 1943        | 5         | 6         | 16        | 44         | .114        | 18        | .409        | 0        | 0-0        |
| 2018         | 8         | 476         | 1         | 1         | 3         | 11         | .091        | 4         | .364        | 0        | 0-0        |
| <b>TOTAL</b> | <b>56</b> | <b>4131</b> | <b>12</b> | <b>10</b> | <b>34</b> | <b>123</b> | <b>.098</b> | <b>56</b> | <b>.455</b> | <b>1</b> | <b>0-0</b> |



Individual Career History

**Kolbrun Elfjysdottir**

| Season | GP | Min. | G | A | Pts | Shot | Shot% | SOG | SOG% | GW | PK-Att |
|--------|----|------|---|---|-----|------|-------|-----|------|----|--------|
| 2018   | 8  | 417  | 0 | 0 | 0   | 4    | .000  | 0   | .000 | 0  | 0-0    |
| TOTAL  | 8  | 417  | 0 | 0 | 0   | 4    | .000  | 0   | .000 | 0  | 0-0    |

**Parker Goins**

| Season | GP | Min. | G  | A  | Pts | Shot | Shot% | SOG | SOG% | GW | PK-Att |
|--------|----|------|----|----|-----|------|-------|-----|------|----|--------|
| 2017   | 23 | 1340 | 9  | 7  | 25  | 52   | .173  | 27  | .519 | 4  | 0-0    |
| 2018   | 8  | 508  | 2  | 4  | 8   | 19   | .105  | 11  | .579 | 1  | 1-1    |
| TOTAL  | 31 | 1848 | 11 | 11 | 33  | 71   | .155  | 38  | .535 | 5  | 1-1    |

**Kaelee Van Gundy**

| Season | GP | Min. | G | A | Pts | Shot | Shot% | SOG | SOG% | GW | PK-Att |
|--------|----|------|---|---|-----|------|-------|-----|------|----|--------|
| 2018   | 5  | 29   | 0 | 0 | 0   | 0    | .000  | 0   | .000 | 0  | 0-0    |
| TOTAL  | 5  | 29   | 0 | 0 | 0   | 0    | .000  | 0   | .000 | 0  | 0-0    |

**Rachel Harris**

| Season | GP | Min. | G | A | Pts | Shot | Shot% | SOG | SOG% | GW | PK-Att |
|--------|----|------|---|---|-----|------|-------|-----|------|----|--------|
| 2017   | 7  | 600  | 0 | 0 | 0   | 0    | .000  | 0   | .000 | 0  | 0-0    |
| 2018   | 6  | 518  | 0 | 0 | 0   | 0    | .000  | 0   | .000 | 0  | 0-0    |
| TOTAL  | 13 | 1118 | 0 | 0 | 0   | 0    | .000  | 0   | .000 | 0  | 0-0    |

| Season | GP | Minutes | GA | GAAvg | Saves | Save% | W | L | T | Sho |
|--------|----|---------|----|-------|-------|-------|---|---|---|-----|
| 2017   | 7  | 600:12  | 12 | 1.80  | 14    | .538  | 3 | 4 | 0 | 1.1 |
| 2018   | 6  | 517:43  | 7  | 1.22  | 24    | .774  | 3 | 1 | 1 | 2   |
| TOTAL  | 13 | 1117:55 | 19 | 1.53  | 38    | .667  | 6 | 5 | 1 | 3.1 |

**Carly Hoke**

| Season | GP | Min. | G | A | Pts | Shot | Shot% | SOG | SOG% | GW | PK-Att |
|--------|----|------|---|---|-----|------|-------|-----|------|----|--------|
| 2015   | 19 | 1599 | 0 | 1 | 1   | 18   | .000  | 8   | .444 | 0  | 0-0    |
| 2016   | 24 | 1764 | 0 | 1 | 1   | 8    | .000  | 0   | .000 | 0  | 0-0    |
| 2017   | 11 | 884  | 0 | 2 | 2   | 6    | .000  | 1   | .167 | 0  | 0-0    |
| 2018   | 8  | 706  | 0 | 1 | 1   | 3    | .000  | 0   | .000 | 0  | 0-0    |
| TOTAL  | 62 | 4953 | 0 | 5 | 5   | 35   | .000  | 9   | .257 | 0  | 0-0    |

**Marissa Kinsey**

| Season | GP | Min. | G | A | Pts | Shot | Shot% | SOG | SOG% | GW | PK-Att |
|--------|----|------|---|---|-----|------|-------|-----|------|----|--------|
| 2018   | 8  | 310  | 3 | 0 | 6   | 7    | .429  | 4   | .571 | 1  | 0-0    |
| TOTAL  | 8  | 310  | 3 | 0 | 6   | 7    | .429  | 4   | .571 | 1  | 0-0    |

**Julia Laskaris**

| Season | GP | Min. | G | A | Pts | Shot | Shot% | SOG | SOG% | GW | PK-Att |
|--------|----|------|---|---|-----|------|-------|-----|------|----|--------|
| 2018   | 8  | 445  | 0 | 0 | 0   | 2    | .000  | 0   | .000 | 0  | 0-0    |
| TOTAL  | 8  | 445  | 0 | 0 | 0   | 2    | .000  | 0   | .000 | 0  | 0-0    |





Individual Career History

**Madison Louk**

| Season | GP | Min. | G | A | Pts | Shot | Shot% | SOG | SOG% | GW | PK-Att |
|--------|----|------|---|---|-----|------|-------|-----|------|----|--------|
| 2018   | 8  | 273  | 0 | 0 | 0   | 3    | .000  | 0   | .000 | 0  | 0-0    |
| TOTAL  | 8  | 273  | 0 | 0 | 0   | 3    | .000  | 0   | .000 | 0  | 0-0    |

**Taylor Malham**

| Season | GP | Min. | G | A | Pts | Shot | Shot% | SOG | SOG% | GW | PK-Att |
|--------|----|------|---|---|-----|------|-------|-----|------|----|--------|
| 2017   | 24 | 1881 | 6 | 2 | 14  | 48   | .125  | 21  | .438 | 3  | 0-0    |
| 2018   | 8  | 602  | 1 | 3 | 5   | 21   | .048  | 12  | .571 | 0  | 0-0    |
| TOTAL  | 32 | 2483 | 7 | 5 | 19  | 69   | .101  | 33  | .478 | 3  | 0-0    |

**Kayla McKeon**

| Season | GP | Min. | G  | A | Pts | Shot | Shot% | SOG | SOG% | GW | PK-Att |
|--------|----|------|----|---|-----|------|-------|-----|------|----|--------|
| 2016   | 24 | 1683 | 9  | 2 | 20  | 49   | .184  | 23  | .469 | 3  | 1-1    |
| 2017   | 23 | 1749 | 4  | 5 | 13  | 41   | .098  | 23  | .561 | 1  | 0-1    |
| 2018   | 8  | 651  | 4  | 1 | 9   | 20   | .200  | 10  | .500 | 2  | 1-1    |
| TOTAL  | 55 | 4083 | 17 | 8 | 42  | 110  | .155  | 56  | .509 | 6  | 2-3    |

**Abbi Neece**

| Season | GP | Min. | G | A | Pts | Shot | Shot% | SOG | SOG% | GW | PK-Att |
|--------|----|------|---|---|-----|------|-------|-----|------|----|--------|
| 2017   | 20 | 876  | 2 | 2 | 6   | 16   | .125  | 10  | .625 | 0  | 0-0    |
| 2018   | 8  | 517  | 2 | 2 | 6   | 11   | .182  | 4   | .364 | 1  | 0-0    |
| TOTAL  | 28 | 1393 | 4 | 4 | 12  | 27   | .148  | 14  | .519 | 1  | 0-0    |

**Brooke Pirkle**

| Season | GP | Min. | G | A | Pts | Shot | Shot% | SOG | SOG% | GW | PK-Att |
|--------|----|------|---|---|-----|------|-------|-----|------|----|--------|
| 2017   | 15 | 402  | 2 | 1 | 5   | 11   | .182  | 5   | .455 | 0  | 0-0    |
| 2018   | 7  | 185  | 0 | 0 | 0   | 2    | .000  | 0   | .000 | 0  | 0-0    |
| TOTAL  | 22 | 587  | 2 | 1 | 5   | 13   | .154  | 5   | .385 | 0  | 0-0    |

**Maddie Ricketts**

| Season | GP | Min. | G | A | Pts | Shot | Shot% | SOG | SOG% | GW | PK-Att |
|--------|----|------|---|---|-----|------|-------|-----|------|----|--------|
| 2018   | 8  | 296  | 1 | 1 | 3   | 9    | .111  | 3   | .333 | 0  | 0-0    |
| TOTAL  | 8  | 296  | 1 | 1 | 3   | 9    | .111  | 3   | .333 | 0  | 0-0    |

**Libby Rumbelow**

| Season | GP | Min. | G | A | Pts | Shot | Shot% | SOG | SOG% | GW | PK-Att |
|--------|----|------|---|---|-----|------|-------|-----|------|----|--------|
| 2018   | 2  | 32   | 0 | 0 | 0   | 2    | .000  | 1   | .500 | 0  | 0-0    |
| TOTAL  | 2  | 32   | 0 | 0 | 0   | 2    | .000  | 1   | .500 | 0  | 0-0    |

**Tyler Runnels**

| Season | GP | Min. | G | A | Pts | Shot | Shot% | SOG | SOG% | GW | PK-Att |
|--------|----|------|---|---|-----|------|-------|-----|------|----|--------|
| 2018   | 7  | 183  | 0 | 1 | 1   | 3    | .000  | 0   | .000 | 0  | 0-0    |
| TOTAL  | 7  | 183  | 0 | 1 | 1   | 3    | .000  | 0   | .000 | 0  | 0-0    |



### Individual Career History

#### Emily Russell

| Season | GP | Min. | G | A | Pts | Shot | Shot% | SOG | SOG% | GW | PK-Att |
|--------|----|------|---|---|-----|------|-------|-----|------|----|--------|
| 2018   | 8  | 245  | 0 | 1 | 1   | 11   | .000  | 3   | .273 | 0  | 0-0    |
| TOTAL  | 8  | 245  | 0 | 1 | 1   | 11   | .000  | 3   | .273 | 0  | 0-0    |

#### Haley VanFossen

| Season | GP | Min. | G | A | Pts | Shot | Shot% | SOG | SOG% | GW | PK-Att |
|--------|----|------|---|---|-----|------|-------|-----|------|----|--------|
| 2017   | 23 | 1878 | 1 | 3 | 5   | 9    | .111  | 5   | .556 | 0  | 0-0    |
| 2018   | 8  | 630  | 0 | 0 | 0   | 0    | .000  | 0   | .000 | 0  | 0-0    |
| TOTAL  | 31 | 2508 | 1 | 3 | 5   | 9    | .111  | 5   | .556 | 0  | 0-0    |

RADIO/TV ROSTER



00  
Alexis Bach  
R-FR | GK | 5-11



0  
Abbey Saddler  
FR | GK | 5-8



1  
Rachel Harris  
SO | GK | 5-9



2  
Marissa Kinsey  
JR | D | 5-10



3  
Tori Cannata  
JR | F | 5-9



4  
Elizabeth Gousios  
FR | MF | 5-2



5  
Julia Laskaris  
SO | D | 5-3



6  
Carly Hoke  
SR | D | 5-6



7  
Madison Louk  
JR | D | 5-5



8  
Caroline Campbell  
SO | F | 5-3



9  
Kolbrun Eyjolfsson  
FR | D | 5-10



10  
Alli Gardner  
R-FR | MF | 5-11



11  
Brooke Pirkle  
SO | MF | 5-11



12  
Kayla McKeon  
JR | MF | 5-10



13  
Tyler Runnels  
FR | MF | 5-9



14  
Taylor Malham  
SO | MF | 5-10



15  
Libby Rumbelow  
FR | D | 5-7



16  
Emily Russell  
FR | MF | 5-8



17  
Stefani Doyle  
JR | M/F | 5-6



18  
Reece Christopherson  
SR | MF | 5-3



19  
Maddie Ricketts  
FR | MF | 5-8



21  
Ellie Breden  
SR | D | 5-9



22  
Parker Goins  
SO | F | 5-10



23  
Nayeli Perez  
SO | MF/F | 5-6



24  
Abbi Neece  
SO | MF | 5-7



26  
Bryana Hunter  
FR | D | 5-10



27  
Kaelee Van Gundy  
FR | F/MF | 5-5



33  
Taylor Beitz  
R-SO | GK | 5-9



99  
Haley Van Fossen  
SO | D | 5-10



7th  
Colby Hale  
Head Coach



1st  
Rob Donnerwirth  
Interim Assistant Coach



1st  
Sammy Scofield  
Assistant Coach



2nd  
Wes Diers  
Director of Ops.