



# ARKANSAS RAZORBACKS

GAME 10 • Georgia Tech • Dec. 19, 2018 • 8:00 pm • Fayetteville, Ark. / Bud Walton Arena (19,200) • SEC Network

## • GAME INFORMATION •

**TV:** SEC Network  
Taylor Zarzour and Barry Booker



**RADIO:** Razorback/IMG Sports Network  
Chuck Barrett and Matt Zimmerman

**SATELLITE:** Sirius (135), XM (190), Internet (961)

**LIVE STATS:** www.Arkansas.StatBroadcast.com

## 2018-19 SCHEDULE/RESULTS

(all times Central)

**OVERALL: 7-2** Home: 5-1 Road: 1-0 Neutral: 1-1  
**SEC: 0-0** Home: 0-0 Road: 0-0

### NOVEMBER

(4-1)

|         |                 |                         |           |   |    |    |
|---------|-----------------|-------------------------|-----------|---|----|----|
| 9 Fri.  | vs. Texas #     | Ft. Bliss (El Paso, TX) | ESPN (OT) | L | 71 | 73 |
| 12 Mon. | UC Davis +      | Bud Walton Arena        | SEC+      | W | 81 | 58 |
| 18 Sun. | Indiana +       | Bud Walton Arena        | ESPN      | W | 73 | 72 |
| 21 Wed. | Montana State + | Bud Walton Arena        | SEC+      | W | 90 | 68 |
| 23 Fri. | UT Arlington +  | Bud Walton Arena        | SEC+      | W | 78 | 60 |

### DECEMBER

(3-1)

|         |                   |                     |                |   |         |    |
|---------|-------------------|---------------------|----------------|---|---------|----|
| 1 Sat.  | FIU               | Bud Walton Arena    | SEC+           | W | 121     | 89 |
| 5 Wed.  | at Colorado State | Fort Collins, Colo. | CBS Sports Net | W | 98      | 74 |
| 8 Sat.  | Western Kentucky  | Bud Walton Arena    | SEC            | L | 77      | 78 |
| 15 Sat. | vs. UTSA †        | North Little Rock   | -              | W | 79      | 67 |
| 19 Wed. | Georgia Tech      | Bud Walton Arena    | SEC            |   | 8:00 pm |    |
| 22 Sat. | Texas State       | Bud Walton Arena    | SEC            |   | 1:00 pm |    |
| 28 Fri. | Austin Peay       | Bud Walton Arena    | SEC+           |   | 7:00 pm |    |

### JANUARY

|          |                 |                        |                      |  |         |  |
|----------|-----------------|------------------------|----------------------|--|---------|--|
| 5 Sat.   | at Texas A&M *  | College Station, Texas | SEC                  |  | 5:00 pm |  |
| 9 Wed.   | Florida *       | Bud Walton Arena       | SEC                  |  | 7:30 pm |  |
| 12 Sat.  | LSU *           | Bud Walton Arena       | SEC                  |  | 5:00 pm |  |
| 15 Tues. | at Tennessee *  | Knoxville, Tenn.       | ESPN/ESPN2/ESPNU/SEC |  | 6:00 pm |  |
| 19 Sat.  | at Ole Miss *   | Oxford, Miss.          | SEC                  |  | Noon    |  |
| 23 Wed.  | Missouri *      | Bud Walton Arena       | SEC                  |  | 8:00 pm |  |
| 26 Sat.  | at Texas Tech % | Lubbock, Texas         | ESPN/ESPN2           |  | 5:00 pm |  |
| 29 Tues. | Georgia *       | Bud Walton Arena       | ESPNU                |  | 6:00 pm |  |

### FEBRUARY

|          |                     |                  |                  |  |         |  |
|----------|---------------------|------------------|------------------|--|---------|--|
| 2 Sat.   | at LSU *            | Baton Rouge, La. | SEC              |  | 5:00 pm |  |
| 5 Tues.  | Vanderbilt *        | Bud Walton Arena | SEC              |  | 8:00 pm |  |
| 9 Sat.   | at South Carolina * | Columbia, S.C.   | SEC              |  | 2:30 pm |  |
| 12 Tues. | at Missouri *       | Columbia, Mo.    | ESPN/ESPN2/ESPNU |  | 8:00 pm |  |
| 16 Sat.  | Mississippi State * | Bud Walton Arena | SEC              |  | 7:30 pm |  |
| 20 Wed.  | at Auburn *         | Auburn, Ala.     | SEC              |  | 7:30 pm |  |
| 23 Sat.  | Texas A&M *         | Bud Walton Arena | SEC              |  | 7:30 pm |  |
| 26 Tues. | at Kentucky *       | Lexington, Ky.   | ESPN/ESPN2/SEC   |  | 8:00 pm |  |

### MARCH

|        |                  |                  |          |         |  |  |
|--------|------------------|------------------|----------|---------|--|--|
| 2 Sat. | Ole Miss *       | Bud Walton Arena | SEC      | Noon    |  |  |
| 6 Wed. | at Vanderbilt *  | Nashville, Tenn. | SEC      | 7:30 pm |  |  |
| 9 Sat. | Alabama *        | Bud Walton Arena | SEC      | 5:00 pm |  |  |
| 13-17  | SEC Tournament ^ | Nashville, Tenn. | SEC/ESPN | TBD     |  |  |
| 20-23  | NCAA 1st-2nd Rds | TBD              | TBD      | TBD     |  |  |
| 27-31  | NCAA Regionals   | TBD              | TBD      | TBD     |  |  |

### APRIL

|       |                 |                    |     |     |  |  |
|-------|-----------------|--------------------|-----|-----|--|--|
| 6 & 8 | NCAA Final Four | Minneapolis, Minn. | CBS | TBD |  |  |
|-------|-----------------|--------------------|-----|-----|--|--|

**BOLD** - Home Game \* - SEC Game  
# - ESPN Armed Forces Classic (Fort Bliss) + - Hardwood Showcase  
! - Verizon Arena % - Big 12/SEC Challenge  
^ - Bridgestone Arena \$ - U.S. Bank Stadium

## • THE MATCHUP •

### ARKANSAS RAZORBACKS

**Overall: 7-2** **0-0 SEC**

Head Coach: Mike Anderson (Tulsa '82)

At Arkansas: 158-88 (8th Yr) • Overall: 358-186 (17th Yr)



### GEORGIA TECH YELLOW JACKETS

**Overall: 5-4** **0-0 ACC**

Head Coach: Josh Pastner (Arizona '97)

At GT: 39-39 (2nd Yr) • Overall: 206-112 (11th Yr)



### Versus Georgia Tech

- This will be the sixth meeting between Arkansas and Georgia Tech. The Yellow Jackets have won four straight in the series and are 4-1 all-time.
- Arkansas' lone victory came in the inaugural meeting, 74-42, on Dec. 20, 1961 in Greenville, S.C. at the Poinsettia Classic.

### Rare Trip for ACC to Bud Walton

- An ACC team (Georgia Tech) is coming to Fayetteville for just the seventh time and first time since Nov. 19, 2014 when Arkansas defeated Wake Forest, 83-53. Arkansas is 4-2 versus ACC members in games played in Fayetteville and 2-1 versus ACC members in games played in Bud Walton Arena. Overall, Arkansas has played a member of the ACC 39 previous times (Arkansas trails in such games 15-24) with 25 of those encounters coming at neutral sites (Arkansas trails 10-15).

### Last Time Out for Razorbacks

- Arkansas got a game-high 21 points from Isaiah Joe while Daniel Gafford (13 points, 14 rebounds) and Jalen Harris (11 points, 10 assists) had double-doubles to lead the Razorbacks to a 79-67, hard-fought win over Texas-San Antonio at North Little Rock's Verizon Arena.
- Arkansas scored first, but UTSA led most of the first half. However, Arkansas held the Roadrunners without a field goal for 7:57 - UTSA only scored three points over the span off to three free throws. Joe made a 3-pointer to tie the game, 19-19 at 5:57 then banked a 3-pointer from the top of the key to give the Razorbacks a 22-19 advantage with 5:16 left. The Roadrunner drought ended when Keaton Wallace hit a 3-pointer off an offensive rebound, tying the game at 23-23. Jalen Harris answered with a jumper in the lane as the shot clock expired to start a 10-0 run to put the Razorbacks up 33-23 with 1:25 left. Arkansas would take a 35-28 lead into halftime.
- Arkansas maintained its advantage through the first 10 minutes of the second half until Wallace made a 3-pointer with 10:24 left to give UTSA a 50-48 lead. Harris made a pair of free throws with 7:49 left to put the Razorbacks up two, 55-53, and never relinquished the lead. However, UTSA got to within two, 64-62, with 2:23 left on a Jhivan Jackson 3-pointer. From that point, Arkansas made 12-of-14 from the line to help put the game away.

### Arkansas in North Little Rock

- Arkansas is now 11-9 at North Little Rock after defeating UTSA, 79-67.
- Over half (6) of the Razorbacks' 11 wins in North Little Rock have come in the Mike Anderson era. He is 6-2 when playing in North Little Rock and has won six-o-his-last-seven trips to NLR.

### 25th Anniversary of National Championship

- The 2018-19 season is the 25th anniversary of Arkansas defeating Duke, 76-72 in Charlotte, for the 1994 NCAA National Championship. The Razorbacks defeated Arizona, 91-82, in the Final Four.
- The 1993-94 season for the Razorbacks was:
  - 1 of 33 NCAA berths (32 appearances).
  - 1 of 6 NCAA Final Four appearances.
  - 1 of 2 NCAA Championship appearances as Arkansas returned to the national championship game the following year (1995) as well.
- The 1993-94 Razorbacks were led by Hall of Fame coach Nolan

### GEORGIA TECH SERIES:

- Overall: Ark trails 1-4
- At Home: 1st Meeting
- At Ga. Tech: Ark trails 0-2
- Neutral: Ark trails 1-2

### SERIES RESULTS

|          |                   |          |
|----------|-------------------|----------|
| 12/30/61 | vs Georgia Tech ^ | W, 72-42 |
| 01/29/65 | at Georgia Tech   | L, 83-93 |
| 01/28/66 | at Georgia Tech   | L, 75-88 |
| 12/26/84 | vs Georgia Tech % | L, 52-72 |
| 11/26/15 | vs Georgia Tech # | L, 73-83 |

^ - Greenville, S.C. (Poinsettia Classic)  
% - Honolulu, Hawaii (Rainbow Classic)  
# - Brooklyn, N.Y. (NIT Tip-off)

### LAST TIME THEY MET:

Arkansas.....73  
Georgia Tech.....83  
Nov. 26, 2015 - Barclays Center  
NIT Tip-off Semifinal

**BROOKLYN, N.Y.** - Arkansas fell to Georgia Tech 83-73 in the semifinals of the NIT Season Tip-Off at the Barclays Center.

The trio of Dusty Hannahs (17), Anthlon Bell (14) and Moses Kingsley (13) each scored in double figures for the fourth time in four games to start the season.

After falling behind 26-16 at the 9:09 mark of the first half, Arkansas fought back to take a 36-35 lead seven minutes later following a Willy Kouassi made foul shot. The Yellow Jackets followed with a quick 6-0 run to take the lead back, but a driving layup by Jabril Durham as time expired pulled the halftime deficit within three. Bell scored 12 points in the opening stanza on 4-for-5 shooting from behind the arc.

The start of the second frame saw the Yellow Jackets extend the lead to 48-40 on back-to-back 3's by Adam Smith. A layup by Manuale Watkins with 10:48 remaining saw the Razorbacks climb back to within two points. However, that is as close as Arkansas would get.

### ACC Teams in Fayetteville

|          |                 |          |
|----------|-----------------|----------|
| 12/12/87 | Virginia        | W, 66-52 |
| 12/10/88 | Maryland        | W, 73-68 |
| 12/20/99 | #25 Wake Forest | L, 64-70 |
| 11/16/01 | Wake Forest     | L, 71-76 |
| 12/07/13 | Clemson         | W, 74-68 |
| 11/19/14 | Wake Forest     | W, 83-53 |

### Arkansas vs. ACC

- Overall: Ark trails 15-24
- At Home: Ark leads 4-2 (2-1 in BWA)
- At ACC: Ark trails 1-7
- Neutral: Ark trails 10-15

## COMPARING THE TEAMS

|  | 85.3    | .473    | .362     | .650    | 39.8     | 18.7         | 6.4         | 8.4           | 71.0    | .376    | +1.1       | 1.4           |
|--|---------|---------|----------|---------|----------|--------------|-------------|---------------|---------|---------|------------|---------------|
|  | OFF PPG | OFF FG% | OFF 3PT% | OFF FT% | REBS /GM | ASSTS PER GM | BLKS PER GM | STEALS PER GM | OPP PPG | OPP FG% | REB MARGIN | ASST-TO RATIO |
|  | 70.3    | .442    | .309     | .718    | 35.0     | 13.2         | 5.2         | 8.3           | 61.0    | .381    | +0.3       | 0.9           |



#FASTEST40



@RazorbackMBB



/RazorbackMBB



@RazorbackMBB



## MIKE ANDERSON

### HEAD COACH • TULSA '82

### CAREER NUMBERS

**At Arkansas:** 158-88 (8 Years)

|         |   |                           |
|---------|---|---------------------------|
| 2018-19 | » | 7-2                       |
| 2017-18 | » | 23-12 (NCAA First Round)  |
| 2016-17 | » | 26-10 (NCAA Second Round) |
| 2015-16 | » | 16-16                     |
| 2014-15 | » | 27-9 (NCAA Third Round)   |
| 2013-14 | » | 22-12 (NIT Second Round)  |
| 2012-13 | » | 19-13                     |
| 2011-12 | » | 18-14                     |

**At Missouri:** 111-57 (5 Years)

|         |   |                           |
|---------|---|---------------------------|
| 2010-11 | » | 23-11 (NCAA Second Round) |
| 2009-10 | » | 23-11 (NCAA Second Round) |
| 2008-09 | » | 31-7 (NCAA Elite Eight)   |
| 2007-08 | » | 16-16                     |
| 2006-07 | » | 18-12                     |

**At UAB:** 89-41 (4 Years)

|         |   |  |
|---------|---|--|
| 2005-06 | » | 24-7 (NCAA First Round)                |
| 2004-05 | » | 22-11 (NCAA Second Round)              |
| 2003-04 | » | 22-10 (NCAA Sweet 16, C-USA Co-Champs) |
| 2002-03 | » | 21-13 (NIT Quarterfinals)              |

**Overall Record** **358-186 (17th Year)**

- 8TH SEASON AS ARKANSAS HEAD COACH
- 17TH SEASON AS HEAD COACH OVERALL
- 25TH SEASON AT ARKANSAS OVERALL

## IT'S A NUMBERS GAME

**Postseason Tournaments**

**1 2 3 4 5 6 7 8 9 10 11**

**20-Win Seasons**

**1 2 3 4 5 6 7 8 9 10 11**

**NCAA Tournaments**

**1 2 3 4 5 6 7 8 9**

**30-Win Seasons**

**1**

**Losing Seasons**

**0**

## PERSONAL INFO

Born: Dec. 12, 1959  
 Hometown: Birmingham, Ala.  
 Alma Mater: Tulsa (1982)  
 Wife: Marcheita  
 Children: Darcheita, Michael Jr., Yvonne  
 Date Named Head Coach at Arkansas: March 23, 2011

## CONSISTENCY

*Head coach Mike Anderson is one of just four current Division I coaches with 15-plus years of head coaching experience and zero losing seasons. He is the only coach to accomplish the feat at three different programs.*

Razorback Nation welcomed home one of its own on March 23, 2011, when Mike Anderson was named the 12th head men's basketball coach in Arkansas history. Charged with bringing back the winning tradition that was synonymous with the Razorback program throughout the '80s and '90s, Anderson has accomplished that and is in his eighth season at Arkansas – 17th as a head coach.

Anderson has brought Arkansas back national relevance by leading the Razorbacks to back-to-back NCAA Tournament berths and postseason appearances in four of the last five years. The Razorbacks have won 49 games over the last two years, rank among the top three in league wins over the last six seasons and the Hogs are one of just two teams in the SEC to finish with a .500 winning percentage or better in league play over the last six years. This success has helped Arkansas' last two recruiting classes rank among the nation's top 25, snagging seven of the top eight players in the state over the span.

During his first eight seasons at Arkansas, Anderson produced a 156-88 record and is the first head coach in program history to win 18 or more games in each of his first four years. Anderson has also re-established Bud Walton Arena as one of the toughest places to play and brought excitement back to the tradition-rich program. Since his return to Fayetteville, the Razorbacks own the sixth-most home victories in the country with 115.

The success on-and-off the court has translated into great fan support as Arkansas has ranked among the top 25 in national attendance each of the last seven years, including No. 10 in 2017-18. Also, in August of 2018, Anderson was honored by the Burlsworth Foundation for his contributions to the state.

**5**

» At least five Arkansas players have earned SEC Academic Honor Roll honors each of the last five years.

**18**

» Arkansas has had 18 current and former players graduate since May 2014, averaging nearly four graduates per year.

**22**

» During the last five years, men's basketball has earned 22 SEC All-Academic honors, including seven in 2015-16.



# PLAY HARD ACT RIGHT



## 2018-19 RAZORBACKS

| No. | Name                    | Pos. | Yr.   | Ht.  | Wt. | Hometown            | High School/Previous School              |
|-----|-------------------------|------|-------|------|-----|---------------------|--|
| 0   | Desi Sills              | G    | Fr.   | 6-2  | 196 | Jonesboro, Ark.     | Jonesboro HS                             |
| 1   | Isaiah Joe              | G    | Fr.   | 6-5  | 167 | Fort Smith, Ark.    | Fort Smith Northside HS                  |
| 2   | Adrio Bailey            | F    | Jr.   | 6-6  | 222 | Campti, La.         | Lakeview HS                              |
| 3   | Khalil Garland          | G    | R-Fr. | 6-5  | 198 | Little Rock, Ark.   | Parkview Magnet HS                       |
| 4   | Emeka Obukwelu          | F    | Jr.   | 6-8  | 222 | Plano, Texas        | West Plano HS / UT-Tyler                 |
| 5   | Jalen Harris            | G    | R-So. | 6-2  | 166 | Wilson, N.C.        | Word of God Christian Acad. / New Mexico |
| 10  | Daniel Gafford          | F    | So.   | 6-11 | 233 | El Dorado, Ark.     | El Dorado HS                             |
| 11  | Keyshawn Embery-Simpson | G    | Fr.   | 6-3  | 202 | Midwest City, Okla. | IMG Academy (Fla.)                       |
| 12  | Ty Stevens              | G    | So.   | 6-2  | 180 | Republic, Mo.       | Republic HS                              |
| 13  | Mason Jones             | G    | So.   | 6-5  | 207 | Desoto, Texas       | Triple A Academy / Connors State College |
| 15  | Jonathan Holmes         | G    | Jr.   | 5-10 | 190 | Columbia, Ill.      | Columbia HS                              |
| 22  | Gabe Osabuohien         | F    | So.   | 6-8  | 221 | Toronto, Canada     | Southwest Christian Academy (Ark.)       |
| 23  | Ibrahim Ali             | F    | Fr.   | 6-10 | 244 | Maumelle, Ark.      | Maumelle HS                              |
| 24  | Ethan Henderson         | F    | Fr.   | 6-8  | 210 | Little Rock, Ark.   | Parkview Magnet HS                       |
| 25  | Jordan Phillips         | G    | Fr.   | 6-7  | 209 | Fort Worth, Texas   | Grace Preparatory Academy                |
| 35  | Reggie Chaney           | F    | Fr.   | 6-8  | 222 | Tulsa, Okla.        | Findlay Prep (Nev.)                      |

|   |                 |                              |                                 |
|---|-----------------|------------------------------|---------------------------------|
| <b>Head Coach:</b>                          | Mike Anderson   | Tulsa 1982                   | 8th year as Arkansas Head Coach |
| <b>Associate Head Coach:</b>                | Melvin Watkins  | Charlotte, 1977              | 8th year at Arkansas            |
| <b>Assistant Coach:</b>                     | TJ Cleveland    | Arkansas, 2002               | 8th year at Arkansas            |
| <b>Assistant Coach:</b>                     | Scotty Thurman  | Philander Smith College 2003 | 9th year at Arkansas            |
| <b>Director of Basketball Operations:</b>   | Matt Zimmerman  | Arkansas, 1990               | 8th year at Arkansas            |
| <b>Dir. of Student-Athlete Development:</b> | Jeff Daniels    | Montevallo, 1982             | 8th year at Arkansas            |
| <b>Special Assistant to Head Coach:</b>     | Will Bartlett   | Missouri, 2009               | 8th year at Arkansas            |
| <b>Video Coordinator:</b>                   | Riley Hall      | Arkansas, 2016               | 3rd year at Arkansas            |
| <b>Head Athletic Trainer:</b>               | David England   | Arkansas, 1980               | 36th year at Arkansas           |
| <b>Head Strength Coach:</b>                 | Dave Richardson | Louisiana-Monroe, 1989       | 1st year at Arkansas            |
| <b>Graduate Assistant:</b>                  | Velton Kennedy  | Arkansas, 2017               | 2nd year at Arkansas            |
| <b>Graduate Assistant:</b>                  | Trey Thompson   | Arkansas, 2018               | 1st year at Arkansas            |

## ROSTER BY STATE

## Arkansas (6)

|    |                 |             |
|----|-----------------|-------------|
| 0  | Desi Sills      | Jonesboro   |
| 1  | Isaiah Joe      | Fort Smith  |
| 3  | Khalil Garland  | Little Rock |
| 10 | Daniel Gafford  | El Dorado   |
| 23 | Ibrahim Ali     | Maumelle    |
| 24 | Ethan Henderson | Little Rock |

## Canada (1)

|    |                 |         |
|----|-----------------|---------|
| 22 | Gabe Osabuohien | Toronto |
|----|-----------------|---------|

## Illinois (1)

|    |                 |          |
|----|-----------------|----------|
| 15 | Jonathan Holmes | Columbia |
|----|-----------------|----------|

## Louisiana (1)

|   |              |        |
|---|--------------|--------|
| 2 | Adrio Bailey | Campti |
|---|--------------|--------|

## Missouri (1)

|    |            |          |
|----|------------|----------|
| 12 | Ty Stevens | Republic |
|----|------------|----------|

## North Carolina (1)

|   |              |        |
|---|--------------|--------|
| 5 | Jalen Harris | Wilson |
|---|--------------|--------|

## Texas (2)

|    |                 |            |
|----|-----------------|------------|
| 4  | Emeka Obukwelu  | Plano      |
| 13 | Mason Jones     | Desoto     |
| 25 | Jordan Phillips | Fort Worth |

## Oklahoma (2)

|    |                         |              |
|----|-------------------------|--------------|
| 11 | Keyshawn Embery-Simpson | Midwest City |
| 35 | Reggie Chaney           | Tulsa        |

## PRONUNCIATION GUIDE

|    |                       |                   |
|----|-----------------------|-------------------|
| 23 | Ibrahim (Ibby) .....  | IB-ra-him (IB-ee) |
|    | Ali .....             | ALL-lee           |
| 2  | Adrio Bailey .....    | A-Dree-O          |
| 4  | Emeka .....           | Eh-MEHK-uh        |
|    | Obukwelu .....        | Oh-Boo-KWEL-lu    |
| 22 | Gabe Osabuohien ..... | oh-sah-BOY-en     |
| 0  | Desi Sills .....      | Dez-ee            |

## ROSTER BY CLASS

## Seniors (0)

## Juniors (4)

|    |                 |        |
|----|-----------------|--------|
| 2  | Adrio Bailey    | Junior |
| 4  | Emeka Obukwelu  | Junior |
| 15 | Jonathan Holmes | Junior |

## Sophomores (5)

|    |                 |                    |
|----|-----------------|--------------------|
| 5  | Jalen Harris    | Redshirt Sophomore |
| 12 | Ty Stevens      | Sophomore          |
| 10 | Daniel Gafford  | Sophomore          |
| 22 | Gabe Osabuohien | Sophomore          |
| 13 | Mason Jones     | Sophomore          |

## Freshmen (8)

|    |                         |                   |
|----|-------------------------|-------------------|
| 0  | Desi Sills              | Freshman          |
| 1  | Isaiah Joe              | Freshman          |
| 3  | Khalil Garland          | Redshirt Freshman |
| 11 | Keyshawn Embery-Simpson | Freshman          |
| 23 | Ibrahim Ali             | Freshman          |
| 24 | Ethan Henderson         | Freshman          |
| 25 | Jordan Phillips         | Freshman          |
| 35 | Reggie Chaney           | Freshman          |

Richardson and current Head Hog Mike Anderson was an assistant on that staff.

- Arkansas was ranked #1 nine weeks during that season, was ranked among the top 6 all season, finished with a 31-1 record and was SEC regular-season champion.

- Current Razorback assistant coach Scotty Thurman, who scored 15 points, not only hit critical 3-pointer late in the game as the shot clock expired to break a 70-70 tie. He also hit a 3-pointer late in the first half to give Arkansas a 34-33 lead at the break.

- Corliss Williamson had a game-high 23 points.

- Corey Beck had a double-double (15 pts - 10 rebs).

## Harris On Point; Way too Early Record Watch

- Jalen Harris continues to have an incredible run. He **LEADS THE NCAA** in assist-to-turnover ratio (7.56) and is 6th in assists per game (7.6).

- Over the last six games, Harris has dished out 56 assists (9.3 avg) with just five turnovers.

- **WAY TOO EARLY RECORD WATCH:** With 23 guaranteed games left (regular-season and at least one at SEC Tourney), Jalen Harris is on pace to have 242 assists this season. The Arkansas single-season record for assists is 219, set by Kareem Reid in 1995-96, and 242 would rank third on the SEC single-season list. Only one SEC player, Phil Pressey (Missouri), has averaged at least 7.0 assists per game in a season since 1995.

## No Ordinary Joe; Way Too Early Record Watch

- Isaiah Joe has made at least four 3-pointers in each of the last four games with a total of 24 over the span.

- He **RANKS FIFTH THE NCAA** in 3-pointers made per game (4.22) while leading the SEC in 3-point FG% (.494) and 3-pointers made (38).

- **WAY TOO EARLY RECORD WATCH:** With 23 guaranteed games left (regular-season and at least one at SEC Tourney), Joe is on pace to finish with 135 3's made. That would shatter the Arkansas single-season mark of 102, set by Scotty Thurman in 1994-95, and be three treys shy of the SEC single-season record of 138 set by Marshall Henderson (Ole Miss) in 2013-14.

- The only SEC player to make at least 4.0 3-pointers per game in a season is Henderson, who averaged 4.3 in 2013-14 (made 138 in 36 games).

## Block Party; 5th in NCAA

- Arkansas has turned away 32 shots over the last four games, including a season-high 11 vs. FIU, nine at Colorado State and eight vs. UTSA.

- The Razorbacks have blocked at least four shots in each game this season.

- Arkansas ranks fifth in the NCAA in blocked shots (6.4).

## Free Throw Success

- Arkansas had its best game at the free throw line vs. UTSA, making 79 percent from the stripe - 27-of-34.

- More impressive, Arkansas, leading by just three late, was 13-of-16 at the line inside the final three minutes.

## Helping Hand; 11th in the NCAA

- Head coach Mike Anderson has said, the team is starting to trust each other - passing up good shots for great shots - which has resulted in a high number of assists.

- Arkansas ranks 11th in the NCAA in assists (18.7).


- Arkansas had just 10 assists vs Western Kentucky but rallied to have 17 assists on 23 made baskets vs UTSA.

- **This season, an impressive 63 percent of Arkansas' made baskets have come off assists.**

- Games of note with high assist-to-made-basket ratio:

|                  |            |            |       |
|------------------|------------|------------|-------|
| - Indiana        | 20 assists | 28 FG made | 71.4% |
| - Montana State  | 29 assists | 37 FG made | 78.4% |
| - UT Arlington   | 15 assists | 21 FG made | 71.4% |
| - FIU            | 28 assists | 42 FG made | 66.7% |
| - Colorado State | 29 assists | 38 FG made | 76.3% |
| - UTSA           | 17 assists | 23 FG made | 73.9% |

- In Arkansas' two losses, the Razorbacks only had eight assists vs. Texas and just 10 vs. Western Kentucky.





## 0 • DESI SILLS

G • Fr. • 6-2 • 196 • Jonesboro, Ark.

| Year    | GP | GS | Min | Avq  | FG | FGA | Pct  | 3FG | 3FGA | Pct  | FT | FTA | Pct  | Off | Def | Tot | Avq | PF | FO | Ast | TO | Blk | Stl | Pts | Avq |
|---------|----|----|-----|------|----|-----|------|-----|------|------|----|-----|------|-----|-----|-----|-----|----|----|-----|----|-----|-----|-----|-----|
| 2018-19 | 9  | 0  | 142 | 15.8 | 16 | 31  | .516 | 5   | 16   | .313 | 11 | 16  | .688 | 2   | 10  | 12  | 1.3 | 19 | 0  | 17  | 12 | 0   | 7   | 48  | 5.3 |

1st (tied) on team in minutes off the bench (15.8) ... Coming off back-to-back, career-high scoring games with 9 (WKU and UTSA) ... A consensus top 50 pick among the nation's top point guards ... Two-time, 1st team 6A All-State selection (2017 and 2018) ... Won back-to-back 6A state titles.

## CAREER HIGHS

PTS: 9 (2x), last vs. UTSA (12/15/18)  
REB: 3 vs. FIU (12/01/18)  
AST: 6 vs. FIU (12/01/18)  
STL: 2 vs. Montana State (11/21/18)  
BLK: --



## 1 • ISAIAH JOE

G • Fr. • 6-5 • 167 • Fort Smith, Ark.

| Year    | GP | GS | Min | Avq  | FG | FGA | Pct  | 3FG | 3FGA | Pct  | FT | FTA | Pct  | Off | Def | Tot | Avq | PF | FO | Ast | TO | Blk | Stl | Pts | Avq  |
|---------|----|----|-----|------|----|-----|------|-----|------|------|----|-----|------|-----|-----|-----|-----|----|----|-----|----|-----|-----|-----|------|
| 2018-19 | 9  | 9  | 259 | 28.8 | 49 | 102 | .480 | 38  | 77   | .494 | 16 | 21  | .762 | 5   | 17  | 22  | 2.4 | 16 | 0  | 18  | 13 | 0   | 12  | 152 | 16.9 |

SEC Player of the Week (12/3) as he scored 34 points and made 10-of-3 3's vs. FIU ... 5th in NCAA in 3's made/gm (4.22) ... Leads SEC in 3PT FG% (.494) ... Scored double-digits in all 9 games ... Leads team w/ 7 charges taken, 3rd in deflections (25) ... Was the USA TODAY and Gatorade Arkansas Player of the Year.

## CAREER HIGHS

PTS: 34 vs. FIU (12/01/18)  
REB: 5 vs. UC Davis (11/12/18)  
AST: 5 vs. Montana State (11/21/18)  
STL: 5 vs. Montana State (11/21/18)  
BLK: --



## 2 • ADRIO BAILEY

F • Jr. • 6-6 • 222 • Campiti, La.

| Year    | GP | GS | Min | Avq  | FG  | FGA | Pct  | 3FG | 3FGA | Pct  | FT | FTA | Pct  | Off | Def | Tot | Avq | PF  | FO | Ast | TO | Blk | Stl | Pts | Avq |
|---------|----|----|-----|------|-----|-----|------|-----|------|------|----|-----|------|-----|-----|-----|-----|-----|----|-----|----|-----|-----|-----|-----|
| 2018-19 | 9  | 9  | 212 | 23.6 | 30  | 53  | .566 | 1   | 4    | .250 | 17 | 29  | .586 | 7   | 32  | 39  | 4.3 | 28  | 1  | 11  | 7  | 13  | 9   | 78  | 8.7 |
| CAREER  | 67 | 27 | 851 | 12.7 | 105 | 190 | .553 | 1   | 4    | .250 | 43 | 81  | .531 | 49  | 104 | 153 | 2.3 | 116 | 2  | 35  | 36 | 43  | 38  | 254 | 3.8 |

A team captain ... Represents Arkansas on the SEC Men's Basketball Leadership Council ... Is only scholarship upperclassman on team ... 2nd on team with 44 deflections ... Had career-high 20-point effort vs UC Davis where he made 1st career 3-pointer ... Also vs UCD, scored 8 pts during 22-1 run to put game away.

## CAREER HIGHS

PTS: 20 vs. UC Davis (11/21/18)  
REB: 7 (2x) - last vs Oklahoma (11/23/17)  
AST: 3 vs. Fresno State (11/17/17)  
STL: 3 (4x) - last vs UTA (11/23/18)  
BLK: 5 vs. North Carolina (11/24/17)



## 5 • JALEN HARRIS

G • R-So. • 6-2 • 166 • Wilson, N.C.

| Year    | GP | GS | Min | Avq  | FG | FGA | Pct  | 3FG | 3FGA | Pct  | FT | FTA | Pct  | Off | Def | Tot | Avq | PF | FO | Ast | TO | Blk | Stl | Pts | Avq |
|---------|----|----|-----|------|----|-----|------|-----|------|------|----|-----|------|-----|-----|-----|-----|----|----|-----|----|-----|-----|-----|-----|
| 2018-19 | 9  | 9  | 277 | 30.8 | 26 | 74  | .351 | 2   | 21   | .095 | 30 | 37  | .811 | 5   | 23  | 28  | 3.1 | 17 | 0  | 68  | 9  | 0   | 11  | 84  | 9.3 |
| CAREER  | 40 | 27 | 916 | 22.9 | 73 | 181 | .403 | 9   | 48   | .188 | 68 | 88  | .773 | 7   | 77  | 84  | 2.1 | 81 | 0  | 140 | 49 | 3   | 36  | 223 | 5.6 |

A team captain ... Leads NCAA in assist-turnover ratio (6.57 - 68 assists-with just 9 turnovers) ... 5th in NCAA in assists per game (7.6) ... Career-high 12 assists at Montana State ... Two double-doubles with 11 pts & 11 assists vs. Montana State and 11 pts & 10 assists vs. UTSA ... Added 10 assists vs. FIU.

## CAREER HIGHS

PTS: 15 vs. Nevada (01/07/17)  
REB: 9 vs. Nevada (01/07/17)  
AST: 12 at Colorado State (12/05/18)  
STL: 4 at Colorado State (12/05/18)  
BLK: 1 (3x) - last at UNLV (02/01/17)



## 10 • DANIEL GAFFORD

F • So. • 6-11 • 233 • El Dorado, Ark.

| Year    | GP | GS | Min  | Avq  | FG  | FGA | Pct  | 3FG | 3FGA | Pct  | FT  | FTA | Pct  | Off | Def | Tot | Avq | PF  | FO | Ast | TO | Blk | Stl | Pts | Avq  |
|---------|----|----|------|------|-----|-----|------|-----|------|------|-----|-----|------|-----|-----|-----|-----|-----|----|-----|----|-----|-----|-----|------|
| 2018-19 | 9  | 9  | 244  | 27.1 | 62  | 93  | .667 | 0   | 0    | .000 | 37  | 61  | .607 | 24  | 60  | 84  | 9.3 | 20  | 0  | 6   | 28 | 21  | 10  | 161 | 17.9 |
| CAREER  | 44 | 35 | 1034 | 23.5 | 226 | 364 | .621 | 0   | 0    | .000 | 122 | 221 | .552 | 101 | 200 | 301 | 6.8 | 134 | 3  | 30  | 65 | 97  | 29  | 574 | 13.0 |

A team captain ... 12th in NCAA/1st in SEC in FG% (.621) ... Team-best 53 deflections ... On Wooden Award, Naismith Trophy, Lute Olson Award & Kareem Abdul-Jabbar Award Watch Lists ... Preseason 1st team All-SEC ... Consensus lottery pick on Mock Drafts ... SEC Player of the Week (27 pts & 12 rebs vs. Indiana).

## CAREER HIGHS

PTS: 27 vs. Indiana (11/18/18)  
REB: 14 vs. UTSA (12/15/18)  
AST: 4 vs. Oral Roberts (12/19/17)  
STL: 3 vs. Ole Miss (01/20/18)  
BLK: 7 (2x) - last vs. Auburn (02/27/18)



## 11 • KEYSHAWN EMBERY-SIMPSON

G • Fr. • 6-3 • 202 • Midwest City, Okla.

| Year    | GP | GS | Min | Avq  | FG | FGA | Pct  | 3FG | 3FGA | Pct  | FT | FTA | Pct  | Off | Def | Tot | Avq | PF | FO | Ast | TO | Blk | Stl | Pts | Avq |
|---------|----|----|-----|------|----|-----|------|-----|------|------|----|-----|------|-----|-----|-----|-----|----|----|-----|----|-----|-----|-----|-----|
| 2018-19 | 9  | 0  | 129 | 14.3 | 13 | 38  | .342 | 8   | 27   | .296 | 6  | 11  | .545 | 2   | 10  | 12  | 1.3 | 13 | 0  | 8   | 5  | 2   | 7   | 40  | 4.4 |

Averaging 14.3 minutes off the bench ... Career-high 14 pts (5-6 FG/4-5 3-pt) at Colorado State ... Only committed 3 turnovers ... Played his senior year at IMG Acad. (Fla) ... 247Sports.com tabbed him the 22nd-best point guard in the nation ... As a junior at Midwest City HS, was ranked #1 player in the state.

## CAREER HIGHS

PTS: 14 at Colorado State (12/05/18)  
REB: 3 (2x) - last vs. FIU (12/01/18)  
AST: 3 vs. FIU (12/01/18)  
STL: 3 vs. FIU (12/01/18)  
BLK: 1 (2x), last vs. UTSA (12/15/18)



## 12 • TY STEVENS

G • So. • 6-2 • 180 • Republic, Mo.

| Year    | GP | GS | Min | Avq | FG | FGA | Pct  | 3FG | 3FGA | Pct  | FT | FTA | Pct  | Off | Def | Tot | Avq | PF | FO | Ast | TO | Blk | Stl | Pts | Avq |
|---------|----|----|-----|-----|----|-----|------|-----|------|------|----|-----|------|-----|-----|-----|-----|----|----|-----|----|-----|-----|-----|-----|
| 2018-19 | 1  | 0  | 1   | 1.0 | 0  | 0   | .000 | 0   | 0    | .000 | 0  | 0   | .000 | 0   | 0   | 0   | 0.0 | 0  | 0  | 0   | 0  | 0   | 0   | 0   | 0.0 |

Played in Montana State win ... Added to 2018-19 roster through walk-on tryouts ... Carries a 4.0 GPA ... Attended University of Arkansas in 2017-18 but was not a member of the team ... At Republic HS, tabbed first team All-COC Large Boys Basketball Team.

## CAREER HIGHS

PTS: 0  
REB: 0  
AST: 0  
STL: 0  
BLK: 0



## 13 • MASON JONES

G • So. • 6-5 • 207 • Desoto, Texas

| Year    | GP | GS | Min | Avq  | FG | FGA | Pct  | 3FG | 3FGA | Pct  | FT | FTA | Pct  | Off | Def | Tot | Avq | PF | FO | Ast | TO | Blk | Stl | Pts | Avq  |
|---------|----|----|-----|------|----|-----|------|-----|------|------|----|-----|------|-----|-----|-----|-----|----|----|-----|----|-----|-----|-----|------|
| 2018-19 | 9  | 9  | 262 | 29.1 | 35 | 77  | .455 | 21  | 49   | .429 | 30 | 38  | .789 | 4   | 44  | 48  | 5.3 | 25 | 1  | 26  | 18 | 1   | 8   | 121 | 13.4 |

8th in SEC in 3PT made (2.3) ... 2nd on team in rebounds (5.3) & assists (26), 3rd in scoring (13.4) ... Led team in scoring 3 times ... Had game-winning rebound and FT vs Indiana - a game he had 7 assists and no TO ... Had double-double (19 and 10) vs. FIU ... Played one season at Connors St. College (15.5 pts, 6.9 rebs).

## CAREER HIGHS

PTS: 21 vs. UC Davis (11/12/18)  
REB: 5 vs. FIU (12/01/18)  
AST: 7 vs. Indiana (11/18/18)  
STL: 3 vs. Montana State (11/21/18)  
BLK: 1 vs. Texas (11/09/18)



## 15 • JONATHAN HOLMES

G • Jr. • 5-10 • 190 • Columbia, Ill.

| Year    | GP | GS | Min | Avq | FG | FGA | Pct  | 3FG | 3FGA | Pct  | FT | FTA | Pct  | Off | Def | Tot | Avq | PF | FO | Ast | TO | Blk | Stl | Pts | Avq |
|---------|----|----|-----|-----|----|-----|------|-----|------|------|----|-----|------|-----|-----|-----|-----|----|----|-----|----|-----|-----|-----|-----|
| 2018-19 | 3  | 0  | 7   | 2.3 | 0  | 5   | .000 | 0   | 3    | .000 | 0  | 0   | .000 | 0   | 0   | 0   | 0.0 | 1  | 0  | 0   | 0  | 0   | 0   | 0   | 0.0 |
| CAREER  | 20 | 0  | 32  | 1.6 | 7  | 25  | .280 | 2   | 13   | .154 | 1  | 2   | .500 | 2   | 2   | 4   | 0.2 | 3  | 0  | 1   | 2  | 0   | 1   | 17  | 0.9 |

Fan favorite ... Last season saw action in 11 games and scored 15 points with three rebounds ... Hit his first collegiate 3-pointer versus Bucknell and added a trey versus Troy ... As a freshman, SEC First-Year Academic Honor Roll ... Played in six games as a walk-on.

## CAREER HIGHS

PTS: 3 (2x) - last vs. Oral Roberts (12/19/17)  
REB: 1 (4x) - last vs. Vanderbilt (02/10/18)  
AST: 1 vs. Samford (11/10/17)  
STL: 1 vs. Bucknell (11/12/17)  
BLK: 0



## 22 • GABE OSABUOHEN

F • So. • 6-8 • 221 • Toronto, Canada

| Year    | GP | GS | Min | Avq  | FG | FGA | Pct  | 3FG | 3FGA | Pct  | FT | FTA | Pct  | Off | Def | Tot | Avq | PF | FO | Ast | TO | Blk | Stl | Pts | Avq |
|---------|----|----|-----|------|----|-----|------|-----|------|------|----|-----|------|-----|-----|-----|-----|----|----|-----|----|-----|-----|-----|-----|
| 2018-19 | 9  | 0  | 105 | 11.7 | 9  | 33  | .273 | 1   | 8    | .125 | 5  | 13  | .385 | 14  | 13  | 27  | 3.0 | 25 | 1  | 7   | 10 | 5   | 5   | 24  | 2.7 |
| TOTAL   | 29 | 0  | 241 | 8.3  | 19 | 58  | .328 | 1   | 12   | .083 | 7  | 23  | .304 | 20  | 35  | 55  | 1.9 | 46 | 1  | 14  | 21 | 8   | 8   | 46  | 1.6 |

Pronounced oh-sah-BOY-en ... High energy guy off the bench ... Made 1st career 3-pointer to give Arkansas 38-35 lead at halftime vs Indiana ... Second on the team in charges taken with 6 ... Last year, tied for the team lead in charges taken with eight.

## CAREER HIGHS

PTS: 6 (2x) - last vs. Montana State (11/21/18)  
REB: 5 (3x) - last at Colorado State (12/05/18)  
AST: 4 vs. South Carolina (02/06/18)  
STL: 2 vs. Montana State (11/21/18)  
BLK: 1 (6x) - last vs. FIU (12/01/18)



## 23 • IBRAHIM ALI

F • Fr. • 6-10 • 244 • Maumelle, Ark.

| Year    | GP | GS | Min | Avq | FG | FGA | Pct | 3FG | 3FGA | Pct | FT | FTA | Pct | Off | Def | Tot | Avq | PF | FO | Ast | TO | Blk | Stl | Pts | Avq |
|---------|----|----|-----|-----|----|-----|-----|-----|------|-----|----|-----|-----|-----|-----|-----|-----|----|----|-----|----|-----|-----|-----|-----|
| 2018-19 | 0  | 0  | 0   | 0   | 0  | 0   | 0   | 0   | 0    | 0   | 0  | 0   | 0   | 0   | 0   | 0   | 0   | 0  | 0  | 0   | 0  | 0   | 0   | 0   | 0   |

Prefers to go by Ibbey (IB-ee) ... Full name is pronounced IB-ra-him Ali-Lee ... Was a three-star recruit according to Rivals.com ... Sat out 2017-18 season to work on his development.

## CAREER HIGHS

PTS: --  
REB: --  
AST: --  
STL: --  
BLK: --



## 24 • ETHAN HENDERSON

F • Fr. • 6-8 • 210 • Little Rock, Ark.

| Year    | GP | GS | Min | Avq | FG | FGA | Pct   | 3FG | 3FGA | Pct  | FT | FTA | Pct  | Off | Def | Tot | Avq | PF | FO | Ast | TO | Blk | Stl | Pts | Avq |
|---------|----|----|-----|-----|----|-----|-------|-----|------|------|----|-----|------|-----|-----|-----|-----|----|----|-----|----|-----|-----|-----|-----|
| 2018-19 | 5  | 0  | 18  | 3.6 | 1  | 1   | 1.000 | 0   | 0    | .000 | 1  | 3   | .333 | 1   | 4   | 5   | 1.0 | 3  | 0  | 2   | 3  | 1   | 1   | 3   | 0.6 |

Rated the top player in Arkansas by 247Sports.com, ESPN.com and Future150.com, which also tabbed him the 30th-best power forward in the nation ... Named to the USA TODAY All-Arkansas first team ... Helped Parkview HS win the 2018 and 2016 5A state championships.

## CAREER HIGHS

PTS: 3 vs. FIU (12/01/18)  
REB: 2 (2x), last vs. UTA (11/23/18)  
AST: 0  
STL: 1 vs. FIU (12/01/18)  
BLK: 1 vs. Montana State (11/21/18)



## 25 • JORDAN PHILLIPS

G • Fr. • 6-7 • 209 • Fort Worth, Texas

| Year    | GP | GS | Min | Avq | FG | FGA | Pct  | 3FG | 3FGA | Pct  | FT | FTA | Pct   | Off | Def | Tot | Avq | PF | FO | Ast | TO | Blk | Stl | Pts | Avq |
|---------|----|----|-----|-----|----|-----|------|-----|------|------|----|-----|-------|-----|-----|-----|-----|----|----|-----|----|-----|-----|-----|-----|
| 2018-19 | 4  | 0  | 27  | 6.8 | 2  | 15  | .133 | 0   | 5    | .000 | 2  | 2   | 1.000 | 1   | 4   | 5   | 1.3 | 5  | 0  | 0   | 1  | 0   | 0   | 6   | 1.5 |

Had meniscus repair surgery in the summer of 2018 and saw first game action versus Montana State (played 10 minutes) ... Showing great improvement at practices ... Rated 11th-best prospect in Texas and the 37th-best shooting guard in the country by 247Sports.com.

## CAREER HIGHS

PTS: 4 vs. FIU (12/01/18)  
REB: 2 vs. FIU (12/01/18)  
AST: 1 at Colorado State (12/05/18)  
STL: 0  
BLK: 0



## 35 • REGGIE CHANEY

F • Fr. • 6-8 • 222 • Tulsa, Okla.

|                           |  |
|---------------------------|--|
| <b>35 • REGGIE CHANEY</b> | Set or tied career highs in pts (11), assists (4), steals (4) and blocks (3) vs UTSA ... At Colorado State kept Arkansas in lead, finished with 11 pts, 5.8 rebs, 3 blocks vs Indiana ... Team-high 8 boards vs UTSA |
|---------------------------|--|



## DE-FENSE

- For the most part, Arkansas has relied on its defense to date. The Razorbacks rank in the NCAA:
  - 5th in blocked shots (6.4).
  - 13th in FG% defense (.376) **-1st in the SEC.**
  - 40th in steals per game (8.4).
  - 44th in turnovers forced per game (16.44).
  - 60th in 3PT FG% defense (.302) **-1st in the SEC.**

## Impressive Run Ends vs. WKU

- The Razorbacks lost 78-77 to Western Kentucky and several impressive streaks that came to an end with that setback.
  - Arkansas had won six straight, giving the Razorbacks at least a six-game win streak in six of the eight years under Coach Anderson and a total of 12 times with win streaks of five games or better.
  - Arkansas had won 28 straight non-conference home games dating back to Nov. 11, 2015. That streak was the best in the SEC by nine games.
  - Arkansas had won 46 straight games when leading at halftime dating back to a road game loss at Ole Miss in 2016.
  - Arkansas had won 64 straight games at home when leading at halftime dating back to 2014 loss to Florida.

| MOST HOME WINS IN<br>NCAA SINCE 2011-12                        |            |     |
|--|------------|-----|
| when Anderson took reigns at Arkansas<br>(as of DEC. 17, 2018) |            |     |
| 1.   | Kentucky   | 126 |
| 2.   | Oregon     | 124 |
| 3.   | Kansas     | 121 |
| 4.   | Ohio State | 119 |
| 5.   | Louisville | 119 |
| 6.   | ARKANSAS   | 115 |
|  | Arizona    | 115 |
|  | Indiana    | 115 |

## Gafford Backing POY Hype

- Daniel Gafford is on four National Player of the Year Watch lists and the sophomore has proven why.
- Has four double-doubles in nine games this season after getting just three in 35 games as a freshman.
- Gafford ranks 11th in the NCAA in field goal percentage (.667). In the SEC, Gafford also ranks second in rebounding (9.3), third in scoring (17.9) and fourth in blocked shots (2.33) - **the only player in the league to rank among the top five in each category.**
- Named **SEC Player of the Week** for his play in leading Arkansas to a win over Indiana, scoring a career-high 27 points and tying a then career-high with 12 rebounds.
- Gafford tied a school record, making 8-of-8 shots from the field versus Montana State. He is the 8th Razorback to make at least all 8 shot attempts in a game and the first to do so twice in his career (also going 8-of-8 versus Minnesota last season).
- Versus UTA, Gafford made a career-best nine free throws and tied a career-high with 10 attempts. Prior to UTA, Gafford had only made 13 free throws on 28 attempts.
- Recorded his third double-double of the season with 21 points and 12 rebounds versus FIU.
- At Colorado State, battled foul trouble in the first half and did not attempt a field goal... Scored 10 points and had six rebounds in the second half and spurred a 13-0 run to put the game away.
- Had a career-high 14 rebounds vs. UTSA and tallied his fourth double-double (13 pts and 14 boards).

## Seeing Double

- Isaiah Joe and Daniel Gafford are the only two Razorbacks to score in double figures in all nine games.

## In the Black

- Arkansas has a +129 scoring margin through eight games. Daniel Gafford leads the team in plus/minus at 16.00. Isaiah Joe is second at +15.44. The starting five all have a plus/minus of at least +10.7.
- Desi Sills has the best plus/minus off the bench, each at +3.0.

## Gafford Named SEC Player of the Week

- After posting career highs and leading the Razorbacks to a win over Indiana, Daniel Gafford was named the SEC Men's Basketball Player of the Week.
- Gafford scored a career-high 27 points and tied his career high with 12 rebounds while adding three blocked shots and two steals. Gafford was most effective in the second half, scoring 19 points, grabbing seven rebounds and getting two steals. In fact, he was 9-for-10 shooting from the field in the period while the rest of the team was just 5-of-23 from the field and scored 16 points.
- Three times in within the final 11 minutes, Indiana took a one-point lead and, each time, Gafford answered to put the Razorbacks back on top. He additionally broke a 63-63 tie with 5:46 left with one of his four dunks on the evening. In the final seconds, Gafford tipped the ball out after a missed shot that led to a Mason Jones rebound and eventual game-winning free throw with 2.5 seconds left.

## Joe Named SEC Player of the Week

- Isaiah Joe was named the Southeastern Conference Men's Basketball Player of the Week. Joe scored 34 points - 17 in each half - and made 10-of-13 shots from 3-point range to lead the Razorbacks to a 121-89 victory over FIU.
- Joe joins Courtney Fortson (Dec. 15, 2009) as the only Razorback freshman to be named SEC Player of the Week.
- The 34 points are second (tied) on the Arkansas all-time list for most points by a freshman in a game. Bobby Portis scored 35 as a freshman versus Alabama in 2014. Scotty Thurman scored 34 twice as a freshman. This was just the seventh time a Razorback freshman has ever scored at least 30 points in a game.
- He is just the fourth Razorback (fifth time in school history) to make at least 10 3-pointers in a game and just the 10th player in SEC history (11th time in league history) to make at least 10 in a game. (Arkansas' Rotnei Clarke had at least 10, 3's twice in his career).
- Joe was 10-for-13 from 3-point range and that .764 percentage ties for the best percentage in SEC history for those that made at least 10 in a game. (Alabama's John Petty was also 10-of-13 last season.)
- After FIU trimmed its deficit to four (24-20) at 8:29 in the first half, Joe drained a 3-pointer and scored 14 points over the next 4:37 to put Arkansas up 20.
- Joe started the game going 1-for-3 from 3-point range. He then made six straight attempts and finished the game making 9-of-his-last-10 from long distance.

## More on Joe

- Joe ranks fifth in the NCAA in 3-point field goals made per game (4.22).
- In the SEC, Joe ranks first in 3-pointers made per game (4.22), first in total 3's (38) and first in 3FG% (.494).

## THE GAFFORD FILE

## 2019 WOODEN AWARD WATCH LIST

- One of 50 candidates. The John R. Wooden Award presented by Wendy's. Chosen by a preseason poll of national college basketball experts, the list is comprised of 50 student-athletes who are the early front-runners for the most prestigious honors in college basketball, the Wooden Award All American Team and Most Outstanding Player Award.

## 2019 CITIZEN NAISMITH TROPHY WATCH LIST

- One of 50 candidates as named by the Atlanta Tipoff Club for the 2019 Citizen Naismith Trophy Men's Player of the Year honor.

## 2019 LUTE OLSON AWARD WATCH LIST

- One of 40 candidates for the top Division I player in college basketball. The award is determined by a committee consisting of current DI head coaches, retired head coaches, athletic directors and/or conference administrators, members of the national media and collegeinsider.com staff members.

## 2019 KAREEM ABDUL-JABBAR WATCH LIST

- One of 21 candidates as named by the Naismith Memorial Basketball Hall of Fame. The award recognizes the top centers in men's college basketball.

## SEC PLAYER OF THE WEEK (Nov. 20, 2018)

## 2018-19 PRESEASON FIRST TEAM ALL-SEC

- Media and Coaches

## 2017-18 SEC ALL-FRESHMAN TEAM

- Was 3x SEC Freshman of the Week

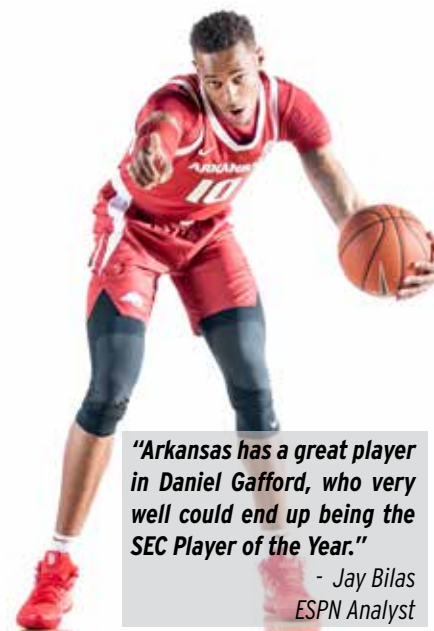
## THE 2019 NBA MOCK DRAFTS

- Is projected to be a NBA Lottery pick in the 2019 draft, including (as of Oct. 20, 2018):

- 7th by NBC Sports
- 8th by Sports Illustrated
- 8th by CBS Sports
- 8th by BustingBrackets.com
- 9th by Forbes
- 10th by ESPN
- 10th by NBADraft.net
- 11th by Draftsite.com
- 13th by BleacherReport.com
- 14th by SBNation.com

## HOW HE SPENT HIS SUMMER

- Invited to participate in the Nike Basketball Academy in Los Angeles. The annual developmental camp allowed 25 highly-touted college basketball players the opportunity to learn and train with current and past NBA superstars through a series of off-court workouts, drills, film sessions and 5-on-5 competition.



*"Arkansas has a great player in Daniel Gafford, who very well could end up being the SEC Player of the Year."*

- Jay Bilas  
ESPN Analyst

**MISCELLANEOUS STATS**
**Double-Figure Scoring Games**

| Player         | 16-17 | 17-18 | 18-19 | Career |
|----------------|-------|-------|-------|--------|
| Gafford        | NA    | 22    | 9     | 31     |
| Joe            | NA    | NA    | 9     | 9      |
| Jones          | NA    | NA    | 7     | 7      |
| Bailey         | 1     | 3     | 5     | 9      |
| Harris         | 2     | NA    | 4     | 6      |
| Chaney         | NA    | NA    | 2     | 2      |
| Embery-Simpson | NA    | NA    | 1     | 1      |

**20+ Point Scoring Games**

| Player  | 16-17 | 17-18 | 18-19 | Career |
|---------|-------|-------|-------|--------|
| Gafford | NA    | 2     | 4     | 6      |
| Joe     | NA    | NA    | 2     | 2      |
| Bailey  | 0     | 0     | 1     | 1      |
| Jones   | NA    | NA    | 1     | 1      |

**30+ Point Scoring Games**

| Player | 16-17 | 17-18 | 18-19 | Career |
|--------|-------|-------|-------|--------|
| Joe    | NA    | NA    | 1     | 1      |

**3+ Three-Pointers in a Game**

| Player         | 16-17 | 17-18 | 18-19 | Career |
|----------------|-------|-------|-------|--------|
| Joe            | NA    | NA    | 7     | 7      |
| Jones          | NA    | NA    | 4     | 4      |
| Embery-Simpson | NA    | NA    | 1     | 1      |

**5+ Three-Pointers in a Game**

| Player | 16-17 | 17-18 | 18-19 | Career |
|--------|-------|-------|-------|--------|
| Joe    | NA    | NA    | 4     | 4      |
| Jones  | NA    | NA    | 1     | 1      |

**Double Figure Rebounding Games**

| Player  | 16-17 | 17-18 | 18-19 | Career |
|---------|-------|-------|-------|--------|
| Gafford | NA    | 4     | 4     | 8      |
| Jones   | NA    | NA    | 1     | 1      |

**Double Figure Assists Games**

| Player | 16-17 | 17-18 | 18-19 | Career |
|--------|-------|-------|-------|--------|
| Harris | 0     | NA    | 4     | 4      |

**Double-Doubles**

| Player  | 16-17 | 17-18 | 18-19 | Career |
|---------|-------|-------|-------|--------|
| Gafford | NA    | 3     | 4     | 4      |
| Harris  | 0     | NA    | 2     | 2      |
| Jones   | NA    | NA    | 1     | 1      |

**5+ Assist Games**

| Player | 16-17 | 17-18 | 18-19 | Career |
|--------|-------|-------|-------|--------|
| Harris | 1     | NA    | 6     | 7      |
| Jones  | NA    | NA    | 1     | 1      |

**3+ Steals in a Game**

| Player         | 16-17 | 17-18 | 18-19 | Career |
|----------------|-------|-------|-------|--------|
| Joe            | NA    | NA    | 2     | 2      |
| Bailey         | 0     | 1     | 2     | 3      |
| Gafford        | NA    | 1     | 0     | 1      |
| Jones          | NA    | NA    | 1     | 1      |
| Harris         | 2     | NA    | 1     | 3      |
| Embery-Simpson | NA    | NA    | 1     | 1      |
| Chaney         | NA    | NA    | 1     | 1      |

**3+ Blocks in a Game**

| Player  | 16-17 | 17-18 | 18-19 | Career |
|---------|-------|-------|-------|--------|
| Gafford | NA    | 13    | 3     | 16     |
| Bailey  | 0     | 1     | 2     | 2      |
| Chaney  | NA    | NA    | 2     | 2      |

**Team Leaders**
**DEFLECTIONS SEASON**

|                |    |
|----------------|----|
| Daniel Gafford | 53 |
| Adrio Bailey   | 44 |
| Isaiah Joe     | 27 |
| Reggie Chaney  | 27 |
| Jalen Harris   | 24 |
| Mason Jones    | 23 |

**MOST IN A GAME**

|  |
|--|
| 10 Daniel Gafford at Colorado State              |
| 10 Reggie Chaney vs. UTSA                        |
| 8 Adrio Bailey at Colorado State                 |
| 7 Daniel Gafford vs. Indiana <b>AND</b> vs. UTSA |
| 7 Isaiah Joe vs. UC Davis                        |
| 7 Adrio Bailey vs. FIU                           |

**CHARGES TAKEN SEASON**

|                         |   |
|-------------------------|---|
| Isaiah Joe              | 7 |
| Gabe Osabuohien         | 6 |
| Keyshawn Embery-Simpson | 2 |

**MOST IN A GAME**

|                                |
|--------------------------------|
| 3 Isaiah Joe vs. UT Arlington  |
| 2 Gabe Osabuohien vs. UC Davis |

**Did You Know**

- Of the **351 teams** in NCAA Division I Basketball:
  - Only **37 teams** have gone to NCAA Tourney in 3 of last 4 years - **INCLUDING ARKANSAS.**
  - Only **28 of those 37** played in last year's NCAA Tournament - **INCLUDING ARKANSAS.**
  - Only **23 of those 28** played in each of the last two NCAA Tournaments - **INCLUDING ARKANSAS.**

**Sustained Success, Elite SEC Company**

- The Razorbacks are one of two teams in the league to finish .500 or better in SEC play each of the last six years.

**Gafford Preseason All-SEC; Hogs Picked 10th**

- Daniel Gafford was named to the SEC Men's Basketball Preseason All-Conference first team, as selected by a panel of both league and national media members.
- The Razorbacks, one of a league-record eight teams to play in the NCAA Tournament last season, were picked 10th in the preseason poll.
- The good news for Razorback fans is that Arkansas has exceeded the preseason polls in each of the last five years.

| YEAR    | PRESEASON | FINISH | Record • SEC |
|---------|-----------|--------|--------------|
| 2013-14 | 8th       | 5th    | 22-12 • 10-8 |
| 2014-15 | 3rd       | 2nd    | 27-9 • 13-8  |
| 2015-16 | 1th       | t-8th  | 16-16 • 9-9  |
| 2016-17 | 5th       | t-3rd  | 26-10 • 12-6 |
| 2017-18 | 6th       | t-4th  | 23-12 • 10-8 |
| 2018-19 | 10th      | ??     | --           |

**Slam Dunk**

- The Razorbacks threw down 10 dunks in the win over Montana State - the second-best, single-game total in the Mike Anderson era. Arkansas added nine versus FIU.
- Arkansas has 49 dunks in eight games this season, an average of 5.4 per game.
- Arkansas' 124 dunks in 2017-18 (3.5 per game) were the most of the Mike Anderson era. The only other Arkansas team to reach 100 dunks in a season was the 2014-15 team who totaled exactly 100 dunks.

**Percentages Not in Returners Favor**

- With three returning players, the 10 newcomers will be counted on heavily to fill several roles.

|                        | Returning   | Lost         |
|------------------------|-------------|--------------|
| Scoring.....           | 576 / 20.4% | 2243 / 79.6% |
| • 3-Pointers Made..... | 2 / 0.1%    | 267 / 99.9%  |
| • FT Made.....         | 108 / 20.0% | 432 / 80.0%  |
| Rebounding.....        | 327 / 27.1% | 880 / 72.9%  |
| Assists.....           | 49 / 9.8%   | 452 / 90.2%  |
| Blocked Shots.....     | 97 / 59.5%  | 66 / 40.5%   |
| Steals.....            | 38 / 17.4%  | 180 / 82.6%  |

**MOST SEC WINS IN THE...**

| LAST 2 YEARS      |    | LAST 3 YEARS      |    | LAST 4 YEARS      |    | LAST 5 YEARS      |    | LAST 6 YEARS       |    |
|-------------------|----|-------------------|----|-------------------|----|-------------------|----|--------------------|----|
| 2017-18           |    | 2016-18           |    | 2015-18           |    | 2014-18           |    | 2013-18            |    |
| 1. Kentucky       | 26 | 1. Kentucky       | 39 | 1. Kentucky       | 57 | 1. Kentucky       | 69 | 1. Kentucky        | 81 |
| 2. Florida        | 25 | 2. Florida        | 34 | 2. ARKANSAS       | 44 | 2. Florida        | 60 | 2. Florida         | 74 |
| 3. ARKANSAS       | 22 | 3. ARKANSAS       | 31 | 3. Florida        | 42 | 3. ARKANSAS       | 54 | 3. ARKANSAS        | 64 |
| 4. Tennessee      | 21 | 4. South Carolina | 30 | 4. Texas A&M      | 41 | 4. Texas A&M      | 49 | 4. Georgia         | 58 |
| 5. Auburn         | 20 | Texas A&M         | 30 | 5. Georgia        | 37 | Georgia           | 49 | 5. Ole Miss        | 57 |
| 6. South Carolina | 19 | 6. Tennessee      | 27 | 6. South Carolina | 36 | 6. Ole Miss       | 45 | 6. Texas A&M       | 56 |
| 7. Alabama        | 18 | Vanderbilt        | 27 | Vanderbilt        | 36 | Tennessee         | 45 | Tennessee          | 56 |
| 8. Texas A&M      | 17 | 8. Alabama        | 26 | Ole Miss          | 36 | 8. Vanderbilt     | 43 | 8. Alabama         | 53 |
| 9. Georgia        | 16 | Georgia           | 26 | 9. Tennessee      | 34 | 9. South Carolina | 41 | 9. Vanderbilt      | 51 |
| Vanderbilt        | 16 | 10. Auburn        | 25 | Alabama           | 34 | Alabama           | 41 | 10. LSU            | 50 |
| 11. Ole Miss      | 15 | Ole Miss          | 25 | 11. LSU           | 32 | LSU               | 41 | 11. South Carolina | 45 |
| Miss. State       | 15 | 12. Miss. State   | 22 | 12. Auburn        | 29 | 12. Auburn        | 35 | 12. Auburn         | 38 |
| 13. Missouri      | 12 | 13. LSU           | 21 | 13. Miss. State   | 28 | 13. Miss. State   | 31 | Missouri           | 38 |
| 14. LSU           | 10 | 14. Missouri      | 15 | 14. Missouri      | 18 | 14. Missouri      | 27 | 14. Miss. State    | 35 |

## Arkansas is Not Just Young, But Inexperienced Too

Arkansas is not only one of the youngest teams in the nation, but also one of the most inexperienced.

| TEAMS WITH NO SENIORS       | MOST FR/SO ON SCHOLARSHIP            | FEWEST UPPERCLASSMEN ON SCHOLARSHIP |
|-----------------------------|--------------------------------------|-------------------------------------|
| <b>ARKANSAS</b>             | 12 - Duquesne                        | <b>1 - ARKANSAS</b>                 |
| Seattle                     | <b>11 - ARKANSAS</b>                 | 1 - Duquesne                        |
| Mount St. Mary's Univ.      |                                      | 1 - Mount St. Mary's Univ.          |
| Cal Northridge              |                                      |                                     |
| Duquesne, North Florida     |                                      |                                     |
| Virginia, Cal, UT Arlington |                                      |                                     |
| MOST SCHOLARSHIP NEWCOMERS  | FEWEST RETURNING SCHOLARSHIP PLAYERS |                                     |
| 13 - Detroit Mercy          | 1 - Chattanooga                      |                                     |
| 12 - FAU                    | 2 - Duquesne                         |                                     |
| 12 - Seattle                | 2 - Drake                            |                                     |
| 12 - UT Arlington           | <b>3 - ARKANSAS</b>                  |                                     |
| 11 - Missouri State         | 3 - USF                              |                                     |
| 11 - Duquesne               | 3 - MTSU                             |                                     |
| 10 - Mount St. Mary's Univ  | 3 - Missouri State                   |                                     |
| 10 - Belmont                | 3 - Mount Saint Mary's Univ.         |                                     |
| 10 - New Mexico             | 3 - UTA                              |                                     |
| <b>9 - ARKANSAS</b>         | 3 - Detroit Mercy                    |                                     |
| 9 - Pepperdine              | 3 - FAU                              |                                     |
| 9 - MTSU                    | 3 - UT Arlington                     |                                     |

*"We have a bunch of piglets but they are starting to develop teeth. Best thing about piglets is they grow up to be Hogs."*

- Mike Anderson

Arkansas Head Basketball Coach

## Anderson's Teams Take Care of the Ball

In each of the last six years, Arkansas basketball has ranked first or second in the SEC in assist-to-turnover ratio.

### - SEC RANK IN ASSIST-TO-TURNOVER RATIO

- 2nd (1.31) 2017-18
- 1st (1.46) 2015-16
- 1st (15.3) 2013-14
- 2nd (1.17) 2016-17
- 2nd (1.35) 2014-15
- 2nd (14.8) 2012-13

Also, in Anderson's first five years, Arkansas led the SEC in turnover margin. The Razorbacks' turnover margin last season was 3.1 (same as their league-leading ratio from 2015-16 season), but it was only good for third last season.

### - SEC RANK IN TURNOVER MARGIN

- 1st (3.1) 2015-16
- 1st (5.5) 2013-14
- 1st (3.3) 2011-12
- 1st (3.8) 2014-15
- 1st (5.9) 2012-13

## Gafford on Both Ends of the Floor

- Daniel Gafford had 76 blocked shots and recorded 75 dunks last season. This year he has 30 dunks and 21 rejections.
- He ranked 22nd nationally and second in the SEC with his 76 rejections.
- He threw down a school-record 75 dunks, which was more than six SEC teams last season and just two dunks behind Missouri, which finished the season with 77.

## No Place Like Home, Especially SEC Saturdays

- In the eight years of the Mike Anderson era, Arkansas has 115 home wins, sixth-most in the NCAA over the span.
- For the second straight year, Arkansas will play five Saturday games in Bud Walton Arena, including each of the Razorbacks' last four home games of the regular season.
- Arkansas is an impressive 25-5 in Saturday SEC home games under head coach Mike Anderson, including a streak of nine consecutive wins.

## Familiar Foe in the Big 12/SEC Challenge

- Arkansas will travel to Lubbock, Texas to play in the Big 12/SEC Challenge versus Texas Tech, which reached the Elite 8 last season before falling to eventual national champion, Villanova.
- In the 78 previous meetings with the Red Raiders, Arkansas and Texas Tech are all square at 39-39.
- The last time the teams met, which was in the 2016 edition of the Big 12/SEC Challenge, the Razorbacks won, 75-68, in overtime. Arkansas has won five of the last six in the series with Texas Tech and 11 of the last 15.
- Arkansas will be playing in its fifth consecutive Big 12/SEC Challenge. The Razorbacks are 2-2 in the Big 12/SEC Challenge with wins over Texas Tech (2016) and Oklahoma State (2018). Arkansas lost at Iowa State (2015) and at Oklahoma State (2017).

## Anderson Honored by Brandon Burlsworth Foundation

- This past August, University of Arkansas head basketball coach Mike Anderson was honored at the annual Brandon Burlsworth Foundation Legends Dinner. Anderson is the ninth Legend the Burlsworth Foundation has honored.
- "The Legends Dinner recognizes a person each year who has made great contributions to our state," said Marty Burlsworth, Chairman/CEO and Founder of the Brandon Burlsworth Foundation. "Coach Anderson has a long history with the University and the state of Arkansas, so it was an easy choice for our board of directors to honor him in this way."
- Anderson is one of four Division I coaches with 15-plus years of head coaching experience and has never experienced a losing season while being the only coach to accomplish the feat at three different programs. In his first 16 years of being a head coach, Anderson has led his teams to 11 postseason berths, including nine NCAA Tournament appearances, and posted 11, 20-win seasons.
- While his on-court success is evident, Coach Anderson is equally a champion in the community. He created his own Mike Anderson Foundation, which provides funding for programs focused on preventative health care education and assists organizations that offer nutritional support for children. Anderson is active with the Yvonne Richardson Center and Samaritan's Feet. Also, each year at the annual Red-White Game, fans get in free with a canned food item, which helps support the Northwest Arkansas Food Bank. In fact, Anderson has done similar food drives as the head coach at Missouri and UAB as well as assist with Special Olympics at all three stops.

## • ABOUT ARKANSAS •

### ABOUT ARKANSAS

|                        |                              |
|------------------------|------------------------------|
| Location .....         | Fayetteville, Ark.           |
| Enrollment .....       | 27,558                       |
| Founded .....          | 1871                         |
| Colors .....           | Cardinal (PMS 201) and White |
| Nickname .....         | Razorbacks                   |
| Conference .....       | Southeastern (SEC)           |
| Arena (Capacity) ..... | Bud Walton Arena (19,200)    |

### ADMINISTRATION

|                              |                         |
|------------------------------|-------------------------|
| System President .....       | Dr. Donald R. Bobbitt   |
| Chancellor .....             | Dr. Joseph E. Steinmetz |
| Athletic Director .....      | Hunter Yurachek         |
| Faculty Representative ..... | Gerald Jordan           |

### COMMUNICATIONS

|                              |                        |
|------------------------------|------------------------|
| Basketball SID .....         | Mike Cawood            |
| Email .....                  | tmcaewood@uark.edu     |
| Cell Phone .....             | 479-236-2090           |
| Office Phone .....           | 479-575-3114           |
| Office Fax .....             | 479-575-7481           |
| Athletic Website .....       | ArkansasRazorbacks.com |
| Arkansas Ticket Office ..... | 479-575-5151           |

### HISTORY

|  |  |
|--|--|
| First Year .....                       | 1923-24                                |
| Seasons .....                          | 96th                                   |
| Overall Conference Championships ..... | 24 (2 SEC, 22 SWC)                     |
| SEC Overall Championships .....        | 2 (1992, 1994)                         |
| SEC Division Championships .....       | 4 (1992, 1993, 1994, 1995)             |
| SEC Tournament Championships .....     | 1 (2000)                               |
| NCAA Tournament Appearances .....      | 33*                                    |
| National Championships .....           | 1 (1994)                               |
| National Runner-Up .....               | 1 (1995)                               |
| NCAA Final Fours .....                 | 6 (1941, 1945, 1978, 1990, 1994, 1995) |
| NCAA Elite Eight .....                 | 10                                     |
| NCAA Sweet 16 .....                    | 10                                     |
| NIT Record (App.) .....                | 5-4 (3)                                |

\* - Arkansas received a bid in 1944 but was unable to participate due to a car accident. Total number of bids is 33 and total number of appearances is 32.

## Mike'd Up Radio Show

- Featuring Mike Anderson and Chuck Barrett
- Live 7-8 pm at Sassy's BBQ

- Last six shows at Sassy's Red House College Avenue
- Reservations, call 479-856-6966
- Monday, Jan. 7
- Monday, Jan. 21
- Monday, Jan. 28
- Monday, Feb. 4
- Monday, Feb. 18
- Monday, Mar. 4



**• MIKE ANDERSON RECORD BREAKDOWN •**

**Overall:** .....**358-186 (.658)**  
Home: .....243-41  
Away: .....64-104  
Neutral: .....51-41

**At Arkansas:** .....**158-88 (.642)**  
Home: .....115-18  
Away: .....25-50  
Neutral: .....18-20

**Against Ranked Teams:** .....**29-55**  
at Arkansas: .....13-21  
Home: .....18-14, 10-5 at Arkansas  
Away: .....4-27, 2-9 at Arkansas  
Neutral: .....6-14, 0-7 at Arkansas

**One-Possession Games:** .....**46-39**  
at Arkansas: .....22-17  
Home: .....23-9, 13-4 at Arkansas  
Away: .....15-21, 6-8 at Arkansas  
Neutral: .....8-9, 3-5 at Arkansas

**Decided by 5 Pts / Less:** .....**69-61**  
at Arkansas: .....36-24  
Home: .....33-15, 19-5 at Arkansas  
Away: .....26-33, 13-14 at Arkansas  
Neutral: .....10-13, 4-5 at Arkansas

**In Overtime Games:** .....**12-12**  
at Arkansas: .....8-7  
Home: .....9-1, 6-1 at Arkansas  
Away: .....3-8, 2-4 at Arkansas  
Neutral: .....0-3, 0-2 at Arkansas

**Conference Games:** .....**155-111**  
at Arkansas: .....70-54  
Home: .....101-32, 47-15 at Arkansas  
Away: .....54-79, 23-39 at Arkansas

**Scoring Below 50 Points:** .....**0-4**  
at Arkansas: .....0-2  
Home: .....0-0, 0-0 at Arkansas  
Away: .....0-4, 0-2 at Arkansas  
Neutral: .....0-0, 0-0 at Arkansas

**Scoring 50-59 Points:** .....**5-27**  
at Arkansas: .....3-13  
Home: .....2-6, 2-2 at Arkansas  
Away: .....1-16, 0-10 at Arkansas  
Neutral: .....2-5, 1-1 at Arkansas

**Scoring 60-69 Points:** .....**43-69**  
at Arkansas: .....17-36  
Home: .....21-13, 11-4 at Arkansas  
Away: .....15-38, 4-21 at Arkansas  
Neutral: .....7-18, 2-11 at Arkansas

**Scoring 70-79 Points:** .....**96-59**  
at Arkansas: .....44-26  
Home: .....56-15, 26-7 at Arkansas  
Away: .....26-29, 12-12 at Arkansas  
Neutral: .....14-15, 6-7 at Arkansas

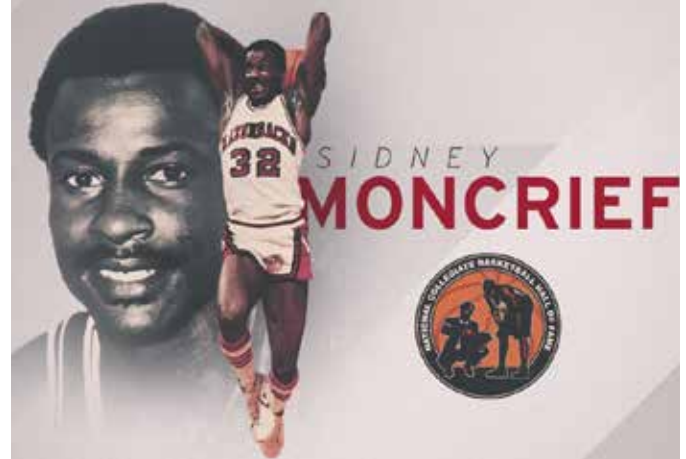
**Scoring 80-89 Points:** .....**121-24**  
at Arkansas: .....46-10  
Home: .....87-7, 37-5 at Arkansas  
Away: .....15-14, 4-4 at Arkansas  
Neutral: .....19-3, 5-1 at Arkansas

**Scoring 90-99 Points:** .....**67-1**  
at Arkansas: .....35-0  
Home: .....59-0, 30-0 at Arkansas  
Away: .....3-1, 1-0 at Arkansas  
Neutral: .....3-0, 2-0 at Arkansas

**Scoring 100 or More Points:** .....**24-1**  
at Arkansas: .....11-0  
Home: .....18-0, 9-0 at Arkansas  
Away: .....1-1, 1-0 at Arkansas  
Neutral: .....5-0, 1-0 at Arkansas

**Moncrief Enshrined in Hall of Fame; Joins Richardson and Sutton in Hall**

- Last March, Arkansas legend Sidney Moncrief was elected to the National Collegiate Basketball Hall of Fame Class of 2018. The ceremony was **Sunday, Nov. 18** in Kansas City. Others being inducted into the class are Arizona's Sean Elliott, Houston's Otis Birdsong, North Carolina's Sam Perkins, Morgan State's Marvin Webster and USC's Paul Westphal will join former Charleston coach John Kresse and former Oregon Tech coach Danny Miles.
- Moncrief becomes the third Razorback to be inducted into the National Collegiate Basketball Hall of Fame, joining his former coach Eddie Sutton who was selected in 2011 and Nolan Richardson who entered in 2008. All three Arkansas legends have a banner hanging in the rafters of Bud Walton Arena.
- One of the Arkansas' famed "Triplets", Moncrief ended his career as Arkansas's leader in scoring (he ranks second now behind Todd Day) with 2,066 points from 1976-79. He poured in 600-plus points each of his last two years in Fayetteville, one of just four Razorbacks to score more than 600 points during two separate seasons.
- Moncrief helped lead Arkansas to two Elite Eight appearances and the 1978 Final Four, when the Razorbacks recorded Arkansas' first of five total 30-win seasons in program history, going 32-4 overall. A 14-time All-American, Moncrief's name is scattered all through Arkansas' record book and he was named All-Southwest Conference his last three years as a Razorback, while being named to the 1978 NCAA Tournament All-Regional West Team and to the 1979 All-Regional Midwest Team.
- Moncrief was drafted fifth overall in the 1979 NBA Draft to the Milwaukee Bucks, where he spent his first 11 NBA seasons, before finishing his career in Atlanta in 1990-91. The Little Rock native was just the second Razorback in school history to be selected in the first round of the NBA Draft and remains as the only player to be taken in the top five. While in Milwaukee, Moncrief earned All-NBA first team honors once (1983) and second team honors four times (1982-85 and 1986). The five-time All-Star was also named to the NBA's All-Defensive first team four years (1983-86) and second team in 1982, along with earning NBA Defensive Player of the Year honors two seasons (1982-83 and 1983-84). During his 12-year NBA career, Moncrief averaged 15.6 points, 4.7 rebounds and 3.6 assists per game.



**Arkansas Signs Justice Hill**

- Arkansas men's head basketball coach Mike Anderson announced Justice Hill signed a National Letter of Intent.
- "Obviously, we are very excited to have Justice join our family," Anderson said. "He committed to us as a freshman and has continued to grow both as a player and a person. He is an excellent student and athlete who comes from an outstanding family. Justice possesses good court vision, has really good basketball instincts and is athletic. He will be a perfect fit for our 'FASTEST40' style of play."

**Justice Hill**  
**5-11, 170, G**

**Little Rock, Ark. (Little Rock Christian Academy)**

- Rated the #3 overall prospect in Arkansas and #36-best point guard in the nation by 247Sports.com ... Also a three-star recruit by Rivals.com, which has him as the 48th-best point guard in the nation.
- Named to the 2018 5A All-State basketball team as a junior as he averaged 19.5 points, six assists, four steals and four rebounds ... As a sophomore, averaged 15 points, four rebounds, three assist and two steals.
- Played summer ball with the Arkansas Hawks, teaming with current Razorbacks Isaiah Joe, Desi Sills and Ethan Henderson.
- Son of Dr. Fitz Hill, who was an assistant football coach at Arkansas under Jack Crowe, Danny Ford and Houston Nutt from 1992-2000 and went on to be the head coach at San Jose State (2001-04).
- Has been committed to Arkansas since his freshman year of high school.
- A standout quarterback for the Little Rock Christian football team and received several FBS football scholarship offers as well ... Named the **2018-19 Gatorade Arkansas Football Player of the Year** Passed for 3,034 yards with 37 touchdowns and 4 interceptions and rushed for 1,000 yards and 21 touchdowns ... In the playoffs, accounted for seven touchdowns in the both the quarterfinals and semifinals ... **Was the game MVP in leading the Warriors to their first state championship** beating four-time defending champion Pulaski Academy ... In the title game, accounted for 330 yards and four touchdowns, including two passing and two rushing ... Completed 12-of-25 passes for 218 yards ... On the ground, he had 112 yards on 15 carries.
- Finished second in the 2018 5A state championship in the high jump (6-2) and placed fifth at the state meet in the long jump (21-1.75).
- High school head coach is Clarence Finley ... Arkansas Hawks AAU coach is Bill Ingram.





## ● THE LAST TIME ●

## POINTS »

- Scored 100+ : 12/01/18 - 121 vs. FIU
- Scored 100+ in an SEC game: 02/10/15 - 101 vs. Auburn
- Scored fewer than 50: 02/09/16 - 46 at Mississippi State

## Overtime Games »

- Played in an OT game: 11/09/18 vs Texas, L, 73-71 (OT)
- Played in a 2OT game: 01/23/18 at Georgia, W, 80-77 (2 OT)
- Played in a 3OT game: 02/09/80 vs. Houston, L, 90-84 (3 OT)

## Versus Top-25 opponents »

- Beat an AP Top 25 team: 03/09/18 vs. No. 23 Florida, W, 80-72
- Beat an AP Top 20 team: 02/27/18 vs. No. 14 Auburn, W, 91-82
- Beat an AP Top 15 team: 02/27/18 vs. No. 14 Auburn, W, 91-82
- Beat an AP Top 10 team: 01/27/16 vs. No. 5 Texas A&M, W, 74-71
- Beat an AP Top 5 team: 01/27/16 vs. No. 5 Texas A&M, W, 74-71

## Versus Top-25 opponents on the road »

- Beat an AP Top 25 team on road: 02/15/17 at No. 21 South Carolina, W, 83-76
- Beat an AP Top 5 team on road: 02/09/94 at No. 4 Kentucky, W, 90-82

## Double-Doubles »

- Two players in same game: 12/15/18 vs. UTSA
- Daniel Gafford (13 pts, 14 rebs) and Jalen Harris (11 pts, 10 assists)

## 3-Point Shooting »

- 10+ 3FGM in a game: 12/05/18 - 14 at Colorado State
- 15+ 3FGM in a game: 01/09/16 - 16 vs. Mississippi State

## At the Charity Stripe »

- Attempted 40+ FT in a game: 11/23/18 - 46 vs. UTA
- MADE 20+ FT in a game: 12/15/18 - 27 (of 34) vs. UTSA
- MADE 30+ FT in a game: 11/23/18 - 34 vs. UTA

## ASSISTS »

- Had 20+ assists: 11/21/18 - 20 vs. Texas
- Had 25+ assists: 12/05/18 - 28 vs. Colorado State
- Had 20+ assists in back-to-back games: 12/01/18 (27 vs. FIU)
- 12/05/17 (29 vs. Montana State)
- Had 2 players with 5+ assists: 12/01/18 vs. FIU
- Jalen Harris - 10, Desi Sills - 6
- Had 3 players with 5+ assists: 11/21/18 vs. Montana State
- Jalen Harris - 11, Isaiah Joe - 5, Desi Sills - 5

## Points »

- Scored 30-39 points in a game: by Isaiah Joe - 12/01/18 (34) vs. FIU
- Scored 40-49 points in a game: by Todd Day - 01/11/92 (43) vs. LSU
- Scored 50+ points in a game: by Rotnei Clarke - 11/13/09 (51) vs. Alcorn State

## Double-Doubles »

- Points/Rebounds: 12/15/18 vs. UTSA
- 13 pts & 14 rebs by Daniel Gafford
- Points/Assists: 12/15/18 vs. UTSA
- 11 pts and 10 assists by Jalen Harris

## Rebounds »

- Had 15+ rebounds in a game: by Bobby Portis - 03/07/15 (15) vs. LSU
- Had 20+ rebounds in a game: by Nick Davis - 11/21/97 (23) vs. Jackson State

## Three-Point Shooting »

- 5+ 3FGM in a game: by Isaiah Joe - 12/15/18 (5-of-6) vs. UTSA

## AT THE CHARITY STRIPE »

- 10+ FTA in a game: by Daniel Gafford - 11/23/18 (10 / 9-of-10) vs.UTA
- 10+ FTM in a game: by Daryl Macon - 02/06/18 (12 / of 13) vs. South Carolina

## Assists »

- 5+ assists in a game: by Jalen Harris - 11/23/18 (6) vs. UTA
- 10+ assists in a game: by Jalen Harris - 12/15/18 (10) vs. UTSA
- Consecutive 5+ assists games: by Jalen Harris - 12/08/18 (7) vs. WKU
- 12/15/18 (10) vs. UTSA
- Six straight 5+ assists games: by Jalen Harris 11/21/18 (11) vs. Montana St.
- 11/23/18 (6) vs. UTA
- 12/01/18 (10) vs. FIU
- 12/05/18 (12) at Colorado State
- 12/08/18 (7) vs. Western Kentucky
- 12/15/18 (10) vs. UTSA
- Consecutive 10+ assists games: by Jalen Harris - 12/01/18 (10) vs FIU
- 12/05/18 (12) at Colorado State

## Blocks »

- Had 3+ blocks in a game: by Reggie Chaney - 12/15/18 - (3) vs.UTSA
- Had 5+ blocks in a game: by Daniel Gafford -02/27/18 - (7) vs. Auburn

## Steals »

- Had 5+ steals in a game: 11/21/18 - 5 by Isaiah Joe vs. Montana State
- Had consecutive 5+ steal games: 01/01/06 - by Ronnie Brewer (5) vs. W. Illinois
- 01/07/06 (5) vs. Mississippi State

## ● RAZORBACK/IMG SPORTS NETWORK RADIO AFFILIATES ●

Batesville (Games)  
Batesville (Coaches Show)  
Camden (Games)  
Camden (Coaches Show)  
Crossett  
Crossett  
De Queen  
DeWitt  
El Dorado  
Fayetteville  
Fayetteville (Games)  
Fayetteville

KWOZ-FM 103.3  
KBTA-AM 1340  
KAMD-FM 97.1  
KCXY-FM 95.3  
KAGH-AM 800  
KAGH-FM 104.9  
KDQN-FM 92.1  
KDEW-FM 97.3  
KAGL-FM 93.3  
KOSM-FM 92.1  
KYNG-AM 1500  
KAKS-FM 99.5

Fayetteville  
Fayetteville  
Fayetteville  
Forrest City  
Fort Smith  
Glenwood  
Glenwood  
Hot Springs/Mena  
Jonesboro  
Little Rock  
Magnolia  
Marshall

KUOA-AM 1290  
KUOA-FM 95.3  
KBVA-FM HD3 106.5  
KBFC-FM 93.5  
KERX-FM 95.3  
KHGZ-AM 670  
KHGZ-FM 98.9  
KTG FM 96.3  
KEGI-FM 100.5  
KABZ-FM 103.7  
KZHE-FM 100.5  
KBCN-FM 104.3

Mena  
Mena / Hot Springs  
Monett, Mo.  
Monticello  
Morrliton  
Mountain Home  
Ozark  
Ozark  
Searcy  
Texarkana, Texas  
Wynne

KENA-FM 104.1  
KTTG-FM 96.3  
KKBL-FM 95.9  
KGPO-FM 99.9  
KCON-FM 99.3  
KOMT-FM 93.5  
KDYN-AM 1540  
KDYN-FM 96.7  
KRZS-FM 99.1  
KTKK-AM 1400  
KWYN-FM 92.5

**• 2018-19 RECORD BREAKDOWN •**
**RECORD BREAKDOWN**

|  |     |
|--|-----|
| At Home (Bud Walton Arena)                 | 5-1 |
| On The Road                                | 1-0 |
| Neutral                                    | 1-1 |
| White Uniforms                             | 6-1 |
| Cardinal Uniforms                          | 1-0 |
| Anthracite Uniforms                        | 0-0 |
| Cardinal/Camo Armed Forces Classic Uniform | 0-1 |

**GENERAL**

|                                |     |
|--------------------------------|-----|
| When Arkansas controls the tip | 4-2 |
| When opponent controls the tip | 3-0 |
| When Arkansas scores first     | 5-2 |
| When opponent scores first     | 2-0 |

**LEADS AND DEFICITS**

|                                      |     |
|--------------------------------------|-----|
| Leading at the half - home           | 5-1 |
| Leading at the half - road/neutral   | 2-0 |
| Tied at the half - home              | 0-0 |
| Tied at the half - road/neutral      | 0-0 |
| Trailing at the half - home          | 0-0 |
| Trailing at the half - road/neutral  | 0-1 |
| Games decided by 5 points or fewer   | 1-2 |
| Games decided by 10 points or fewer  | 1-2 |
| Leading with 5:00 left in regulation | 6-1 |
| Leading with 2:00 left in regulation | 7-1 |
| Overtime games                       | 0-1 |

**OFFENSE**

|                                     |     |
|-------------------------------------|-----|
| Scoring less than 70 points         | 0-0 |
| Scoring 70-79 points                | 3-2 |
| Scoring 80-89 points                | 1-0 |
| Scoring 90-99 points                | 2-0 |
| Scoring 100+ points                 | 1-0 |
| 2 Players Or Less in Double Figures | 0-0 |
| 3 Players in Double Figures         | 1-0 |
| 4 Players in Double Figures         | 4-2 |
| 5 Players in Double Figures         | 1-0 |
| 6 Players in Double Figures         | 1-0 |
| 7 Players in Double Figures         | 0-0 |
| 1 Player Scores 20+ Points          | 2-1 |
| 2 Players Score 20+ Points          | 2-0 |
| When shooting 50 percent or higher  | 3-0 |
| When shooting less than 50 percent  | 4-2 |

**REBOUNDING/TURNOVERS**

|  |     |
|--|-----|
| When out-rebounding opponent           | 4-0 |
| When out-rebounded                     | 3-2 |
| When rebounds are even                 | 0-0 |
| When grabbing 10+ offensive reb        | 5-1 |
| When forcing 15+ turnovers             | 4-0 |
| When committing less than 15 turnovers | 4-0 |
| When committing 15+ turnovers          | 3-2 |

**When Top Scorer Is (Includes Ties)**

|                |             |             |
|----------------|-------------|-------------|
| Daniel Gafford | Season: 2-1 | Career: 6-2 |
| Mason Jones    | Season: 3-0 | Career: 3-0 |
| Isaiah Joe     | Season: 2-1 | Career: 2-1 |

**When Top Rebounder Is (Includes Ties)**

|                |             |              |
|----------------|-------------|--------------|
| Daniel Gafford | Season: 5-2 | Career: 19-7 |
| Adrio Bailey   | Season: 0-0 | Career: 1-0  |
| Mason Jones    | Season: 1-0 | Career: 1-0  |
| Reggie Chaney  | Season: 1-0 | Career: 1-0  |

**Months**

|             |     |
|-------------|-----|
| In November | 4-1 |
| In December | 3-1 |
| In January  | 0-0 |
| In February | 0-0 |
| In March    | 0-0 |

# #DUNKPALACE

**DUNKS BY PLAYER CAREER '18-19**

|                 |            |           |
|-----------------|------------|-----------|
| Daniel Gafford  | 105        | 30        |
| Adrio Bailey    | 27         | 6         |
| Jalen Harris    | 5          | 5         |
| Reggie Chaney   | 5          | 5         |
| Isaiah Joe      | 1          | 1         |
| Gabe Osabuohien | 4          | 1         |
| Desi Sills      | 1          | 1         |
| <b>TOTALS</b>   | <b>149</b> | <b>49</b> |

**MOST DUNKS IN A HALF 2018-19**

|   |     |                          |
|---|-----|--------------------------|
| 6 | 1st | Montana State (11/21/18) |
| 5 | 2nd | FIU (12/01/18)           |

**RECORD BY DUNKS 2018-19**

|                     |     |
|---------------------|-----|
| 5+ Dunks            | 5-0 |
| 4+ Dunks            | 0-1 |
| 2+ Dunks            | 2-0 |
| 1 Dunk              | 0-0 |
| Held Without a Dunk | 0-0 |

**• DUNKS IN A GAME •  
(ANDERSON ERA)**

| Dunks     | Opponent             | Year           |
|-----------|----------------------|----------------|
| 12        | Samford              | 2017-18        |
| <b>10</b> | <b>MONTANA STATE</b> | <b>2018-19</b> |
| <b>9</b>  | <b>FIU</b>           | <b>2018-19</b> |
| 8         | Auburn               | 2017-18        |
| 8         | Mississippi State    | 2012-13        |
| 7         | Troy                 | 2017-18        |
| 7         | Fresno State         | 2017-18        |
| 7         | Minnesota            | 2012-13        |
| 7         | Alabama A&M          | 2012-13        |
| 7         | Northwestern State   | 2015-16        |
| 7         | Northwestern State   | 2014-15        |
| 7         | Vanderbilt           | 2014-15        |

**MOST DUNKS IN THE SEC 2018-19  
(as of DEC. 17, 2018)**


|                       |           |                |
|-----------------------|-----------|----------------|
| Auburn                | 57        | 10 games       |
| <b>ARKANSAS</b>       | <b>49</b> | <b>9 GAMES</b> |
| LSU                   | 49        | 11 games       |
| Kentucky              | 42        | 10 games       |
| Vanderbilt            | 40        | 9 games        |
| Mississippi State     | 40        | 10 games       |
| Texas A&M             | 38        | 8 games        |
| Georgia               | 35        | 9 games        |
| Tennessee             | 31        | 9 games        |
| <b>DANIEL GAFFORD</b> | <b>30</b> | <b>9 games</b> |
| Ole Miss              | 26        | 10 games       |
| Alabama               | 24        | 9 games        |
| Florida               | 19        | 9 games        |
| South Carolina        | 18        | 9 games        |
| Missouri              | 10        | 9 games        |

**49 DUNKS IN 9 GAMES (5.4 avg)**


*Of Gafford's career 226 field goals made, 46.5 percent (105 total) have been dunks.*




**Daniel Gafford has more dunks  
than FIVE SEC teams »**



# 2018-19 SEC STANDINGS

THROUGH MONDAY – DEC 17



|                   | SEC | PCT. | HOME | AWAY | OVERALL | PCT. | HOME | ROAD | NEUTRAL | STRK |
|-------------------|-----|------|------|------|---------|------|------|------|---------|------|
| Auburn            | 0-0 | .000 | 0-0  | 0-0  | 9-1     | .900 | 6-0  | 1-0  | 2-1     | W5   |
| Mississippi State | 0-0 | .000 | 0-0  | 0-0  | 9-1     | .900 | 6-0  | 1-0  | 2-1     | W6   |
| Tennessee         | 0-0 | .000 | 0-0  | 0-0  | 8-1     | .889 | 5-0  | 1-0  | 2-1     | W4   |
| Kentucky          | 0-0 | .000 | 0-0  | 0-0  | 8-2     | .800 | 8-0  | 0-0  | 0-2     | W1   |
| Ole Miss          | 0-0 | .000 | 0-0  | 0-0  | 8-2     | .800 | 5-0  | 0-1  | 2-1     | W5   |
| Arkansas          | 0-0 | .000 | 0-0  | 0-0  | 7-2     | .778 | 5-1  | 1-0  | 1-1     | W1   |
| Vanderbilt        | 0-0 | .000 | 0-0  | 0-0  | 7-2     | .778 | 6-1  | 1-0  | 0-1     | W2   |
| LSU               | 0-0 | .000 | 0-0  | 0-0  | 8-3     | .727 | 6-0  | 0-1  | 2-2     | W1   |
| Alabama           | 0-0 | .000 | 0-0  | 0-0  | 6-3     | .667 | 4-1  | 0-1  | 2-1     | W1   |
| Missouri          | 0-0 | .000 | 0-0  | 0-0  | 6-3     | .667 | 4-1  | 0-1  | 2-1     | W3   |
| Florida           | 0-0 | .000 | 0-0  | 0-0  | 5-4     | .556 | 3-1  | 0-1  | 2-2     | L1   |
| Georgia           | 0-0 | .000 | 0-0  | 0-0  | 5-4     | .556 | 4-1  | 0-1  | 1-2     | L1   |
| Texas A&M         | 0-0 | .000 | 0-0  | 0-0  | 4-4     | .500 | 3-1  | 1-1  | 0-2     | W3   |
| South Carolina    | 0-0 | .000 | 0-0  | 0-0  | 4-5     | .444 | 3-2  | 0-2  | 1-1     | L2   |

| AP (12/17) |                          |                  |
|------------|--------------------------|------------------|
| 1          | Kansas (56)              | 9-0 1,586        |
| 2          | Duke (5)                 | 9-1 1,488        |
| <b>3</b>   | <b>Tennessee (2)</b>     | <b>8-1 1,464</b> |
| 4          | Michigan (1)             | 11-0 1,442       |
| 5          | Virginia (1)             | 9-0 1,400        |
| 6          | Nevada                   | 11-0 1,319       |
| <b>7</b>   | <b>Auburn</b>            | <b>9-1 1,156</b> |
| 8          | Gonzaga                  | 9-2 1,147        |
| 9          | North Carolina           | 8-2 1,126        |
| 10         | Michigan State           | 9-2 1,070        |
| 11         | Florida State            | 8-1 949          |
| <b>12</b>  | <b>Texas Tech</b>        | <b>10-0 912</b>  |
| 13         | Virginia Tech            | 9-1 838          |
| 14         | Buffalo                  | 10-0 684         |
| 15         | Ohio State               | 9-1 647          |
| 16         | Wisconsin                | 9-2 619          |
| <b>17</b>  | <b>Mississippi State</b> | <b>9-1 529</b>   |
| 18         | Arizona State            | 8-1 415          |
| <b>19</b>  | <b>Kentucky</b>          | <b>8-2 377</b>   |
| 20         | Marquette                | 8-2 350          |
| 21         | Houston                  | 10-0 266         |
| <b>22</b>  | <b>Indiana</b>           | <b>9-2 226</b>   |
| 23         | Iowa                     | 8-2 224          |
| 24         | Furman                   | 12-0 208         |
| 25         | Nebraska                 | 9-2 156          |

RECEIVING VOTES: Oklahoma 115, Maryland 103, Kansas St 90, St. John's 59, Villanova 52, NC State 38, Purdue 20, TCU 17, Iowa St. 9, Cincinnati 7, Louisville 6, Minnesota 3, **Florida 3**, Belmont 2, San Francisco 2, NJIT 1.

| USA TODAY COACHES (12/17) |                          |                 |
|---------------------------|--------------------------|-----------------|
| 1                         | Kansas (27)              | 9-0 768         |
| 2                         | Duke (1)                 | 9-1 709         |
| 3                         | Virginia                 | 9-0 697         |
| <b>4</b>                  | <b>Tennessee</b>         | <b>8-1 694</b>  |
| 5                         | Michigan (3)             | 11-0 678        |
| 6                         | Nevada                   | 11-0 617        |
| <b>7</b>                  | <b>Auburn</b>            | <b>9-1 532</b>  |
| 8                         | Michigan State           | 9-2 502         |
| 9                         | Gonzaga                  | 9-2 497         |
| 10                        | North Carolina           | 8-2 493         |
| <b>11</b>                 | <b>Texas Tech</b>        | <b>10-0 470</b> |
| 12                        | Florida State            | 8-1 452         |
| 13                        | Virginia Tech            | 9-1 425         |
| 14                        | Ohio State               | 9-1 341         |
| 15                        | Buffalo                  | 10-0 318        |
| <b>16</b>                 | <b>Mississippi State</b> | <b>9-1 272</b>  |
| 17                        | Wisconsin                | 9-2 232         |
| <b>18</b>                 | <b>Kentucky</b>          | <b>8-2 198</b>  |
| 19                        | Arizona State            | 8-1 178         |
| 20                        | Houston                  | 10-0 168        |
| 21                        | Iowa                     | 8-2 115         |
| 22                        | Nebraska                 | 9-2 94          |
| 23                        | Marquette                | 8-2 91          |
| 24                        | Maryland                 | 9-2 90          |
| 25                        | Furman                   | 12-0 82         |

RECEIVING VOTES: **Indiana 62**; Oklahoma 58; St. John's 51; Kansas State 45; Villanova 35; Cincinnati 28; TCU 24; Iowa State 15; North Carolina State 13; North Texas 7; UCF 7; Louisville 6; **Florida 6**; Purdue 3; Belmont 2.

### ARKANSAS IN THE RANKINGS

| WEEK      | AP     | COACH  | NET |
|-----------|--------|--------|-----|
| Preseason | --     | --     | NA  |
| Nov. 12   | --     | --     | NA  |
| Nov. 19   | RV (1) | --     | 59  |
| Nov. 26   | RV (6) | RV (1) | 53  |
| Dec. 3    | RV (3) | --     | 36  |
| Dec. 10   | --     | --     | 60  |
| Dec. 17   | --     | --     | 64  |
| Dec. 24   |        |        |     |
| Dec. 31   |        |        |     |
| Jan. 7    |        |        |     |
| Jan. 14   |        |        |     |
| Jan. 21   |        |        |     |
| Jan. 28   |        |        |     |
| Feb. 4    |        |        |     |
| Feb. 11   |        |        |     |
| Feb. 18   |        |        |     |
| Feb. 25   |        |        |     |
| Mar. 4    |        |        |     |
| Mar. 11   |        |        |     |
| FINAL     |        |        |     |

| The last time Arkansas was ranked in the AP Poll... |     |                  |
|---|-----|------------------|
| Top 25:   | #22 | 01/01/18         |
| Top 15:   | #15 | 11/14/00         |
| Top 10:   | #6  | 1995 Final Poll  |
| Top 5:  | #5  | 03/07/95         |
| No. 1:  | #1  | '94-95 Preseason |

| Wednesday, December 19                           |  | TV                 | CT               |
|--|--|--------------------|------------------|
| Auburn at NC State                               |  | ESPN2              | 6:00 p.m.        |
| Virginia at South Carolina                       |  | SEC Network        | 6:00 p.m.        |
| Samford at Tennessee                             |  | SECN+              | 6:00 p.m.        |
| Wofford at Mississippi St.                       |  | SECN+              | 7:00 p.m.        |
| Valparaiso at Texas A&M                          |  | SECN+              | 7:30 p.m.        |
| <b>Georgia Tech at Arkansas</b>                  |  | <b>SEC Network</b> | <b>8:00 p.m.</b> |
| Friday, December 21                              |  | TV                 | CT               |
| Furman at LSU                                    |  | SECN+              | 7:00 p.m.        |
| Ole Miss vs. Middle Tennessee (at Nashville, TN) |  | --                 | 7:00 p.m.        |
| Penn St. at Alabama                              |  | SEC Network        | 8:00 p.m.        |
| Saturday, December 22                            |  | TV                 | CT               |
| Wake Forest at Tennessee                         |  | ESPN2              | 11:00 a.m.       |
| Georgia at Georgia Tech                          |  | ESPN2              | 11:00 a.m.       |
| <b>Texas St. at Arkansas</b>                     |  | <b>SEC Network</b> | <b>1:00 p.m.</b> |
| Clemson at South Carolina                        |  | ESPN2              | 1:00 p.m.        |
| Marshall at Texas A&M                            |  | SECN+              | 1:00 p.m.        |
| Murray St. at Auburn                             |  | SEC Network        | 3:30 p.m.        |
| Florida vs. FGCU (Sunrise, FL)                   |  | FS2                | 4:00 p.m.        |
| North Carolina vs. Kentucky (Chicago, IL)        |  | CBS                | 4:15 p.m.        |
| Wright St. vs. Mississippi St. (at Jackson, MS)  |  | SEC Network        | 6:00 p.m.        |
| Vanderbilt vs. Kansas St. (at Kansas City, MO)   |  | ESPN2              | 6:00 p.m.        |
| Missouri vs. Illinois (at St. Louis, MO)         |  | BTN                | 7:00 p.m.        |
| Friday, December 28                              |  | TV                 | CT               |
| Austin Peay at Arkansas                          |  | SECN+              | 9:00 p.m.        |
| La.-Monroe at LSU                                |  | SECN+              | 9:00 p.m.        |
| Saturday, December 29                            |  | TV                 | CT               |
| BYU at Mississippi St.                           |  | ESPN2              | 11:00 a.m.       |
| Tennessee Tech at Tennessee                      |  | SECN+              | Noon             |
| Tennessee St. at Vanderbilt                      |  | SECN+              | 12:30 p.m.       |
| Kentucky at Louisville                           |  | ESPN2              | 1:00 p.m.        |
| FGCU at Ole Miss                                 |  | SECN+              | 1:00 p.m.        |
| Morehead St. at Missouri                         |  | SECN+              | 1:00 p.m.        |
| Texas Southern at Texas A&M                      |  | SECN+              | 2:30 p.m.        |
| Butler at Florida                                |  | ESPN2              | 5:00 p.m.        |
| North Fla. at Auburn                             |  | SECN+              | 5:00 p.m.        |
| Sunday, December 30                              |  | TV                 | CT               |
| Massachusetts at Georgia                         |  | SEC Network        | 5:00 p.m.        |
| Alabama at SFA                                   |  | ESPN2              | 5:00 p.m.        |
| Monday, December 31                              |  | TV                 | CT               |
| North Greenville at South Carolina               |  | SECN+              | 1:00 p.m.        |
| UNC-Asheville at Vanderbilt                      |  | SECN+              | 1:00 p.m.        |

## #PROHOGS

|           |   |
|-----------|---|
| <b>37</b> | » Arkansas has had 37 all-time NBA Draft selections from 35 different players in program history.                   |
| <b>16</b> | » The Razorbacks have 16 All-Star game appearances by Joe Johnson (7), Sidney Moncrief (5) and Alvin Robertson (4). |
| <b>12</b> | » Arkansas has 12 first round NBA Draft picks in program history with Sidney Moncrief going No. 5 overall in 1979.  |

### #PROHOGS

Arkansas has had 29 former players go on to play in the NBA and three are currently on active rosters. Also, Corliss Williamson, currently with Phoenix, is in his sixth season as an assistant coach in the NBA.

| Player           | Team      | Yrs | Draft Class       |
|------------------|-----------|-----|-------------------|
| Patrick Beverley | Clippers  | 7th | 2009 - 42nd (LAC) |
| Daryl Macon *    | Mavericks | 1st | 2018-FA           |
| Bobby Portis     | Bulls     | 4th | 2015 - 22nd (CHI) |

\* - signed two-way contract with the Mavericks and their G League affiliate Texas Legends.

### G League

|                |                  |          |
|----------------|------------------|----------|
| Jaylen Barford | Greensboro Swarm | 1st Year |
| Dusty Hannahs  | Memphis Hustle   | 2nd Year |
| Michael Qualls | Wisconsin Herd   | 2nd Year |



## Arkansas in the 2018-19 NCAA/SEC

*(Through Games of Dec. 17, 2018)*

| TEAM IN THE NCAA/SEC                           | NCAA | SEC | NO.   |
|--|------|-----|-------|
| 3-pt Field Goal Attempts (351 ranked)          | 246  | 5   | 210   |
| Assist Turnover Ratio (351 ranked)             | 31   | 2   | 1.42  |
| Assists Per Game (351 ranked)                  | 11   | 2   | 18.7  |
| Blocked Shots Per Game (351 ranked)            | 5    | 2   | 6.4   |
| Defensive Rebounds per Game (351 ranked)       | 26   | 4   | 29.44 |
| Fewest Fouls (351 ranked)                      | 192  | 13  | 193   |
| Fewest Turnovers (351 ranked)                  | 52   | 3   | 118   |
| Field-Goal Percentage (351 ranked)             | 85   | 7   | 47.3  |
| Field-Goal Percentage Defense (351 ranked)     | 13   | 1   | 37.6  |
| Free Throw Attempts (350 ranked)               | 75   | 3   | 243   |
| Free Throws Made (351 ranked)                  | 115  | 4   | 158   |
| Free-Throw Percentage (351 ranked)             | 287  | 13  | 65    |
| Offensive Rebounds Per Game (351 ranked)       | 183  | 12  | 10.33 |
| Personal Fouls Per Game (351 ranked)           | 325  | 14  | 21.4  |
| Rebound Margin (351 ranked)                    | 186  | 13  | 1.1   |
| Scoring Defense (351 ranked)                   | 172  | 8   | 71    |
| Scoring Margin (351 ranked)                    | 35   | 3   | 14.3  |
| Scoring Offense (351 ranked)                   | 15   | 1   | 85.3  |
| Steals Per Game (351 ranked)                   | 40   | 4   | 8.4   |
| Three Pt FG Defense (351 ranked)               | 59   | 1   | 30.2  |
| Three-Point Field Goals Per Game (351 ranked)  | 120  | 5   | 8.4   |
| Three-Point Field-Goal Percentage (351 ranked) | 110  | 6   | 36.2  |
| Total 3-point FGM (351 ranked)                 | 204  | 6   | 76    |
| Total Assists (351 ranked)                     | 69   | 2   | 168   |
| Total Blocks (351 ranked)                      | 12   | 2   | 58    |
| Total Rebounds (351 ranked)                    | 232  | 8   | 358   |
| Total Rebounds Per Game (351 ranked)           | 52   | 6   | 39.78 |
| Total Steals (351 ranked)                      | 109  | 4   | 76    |
| Turnover Margin (343 ranked)                   | 52   | 3   | 3.3   |
| Turnovers Forced (351 ranked)                  | 45   | 3   | 16.44 |
| Turnovers Per Game (351 ranked)                | 155  | 5   | 13.1  |
| Won-Lost Percentage (348 ranked)               | 63   | 6   | 77.8  |

### RAZORBACKS IN THE NCAA/SEC

|  | PLAYER         | NCAA | SEC | NO.  |
|--|----------------|------|-----|------|
| 3-pt Field Goal Attempts (246 ranked)    | Isaiah Joe     | 78   | 2   | 77   |
| Assist Turnover Ratio (249 ranked)       | Jalen Harris   | 1    | 1   | 7.56 |
| Assists Per Game (249 ranked)            | Jalen Harris   | 6    | 1   | 7.6  |
| Blocked Shots Per Game (236 ranked)      | Daniel Gafford | 30   | 4   | 2.33 |
|  | Reggie Chaney  | 87   | 12  | 1.67 |
|  | Adrio Bailey   | 119  | 15  | 1.44 |
| Defensive Rebounds per Game (249 ranked) | Daniel Gafford | 41   | 2   | 6.67 |
|  | Mason Jones    | 238  | 11  | 4.89 |
| Double Doubles (130 ranked)              | Daniel Gafford | 41   | 1   | 4    |
|  | Jalen Harris   | 130  | 7   | 2    |
| Field-Goal Percentage (250 ranked)       | Daniel Gafford | 11   | 1   | 66.7 |
|  | Isaiah Joe     | 214  | 12  | 48   |
| Free Throw Attempts (247 ranked)         | Daniel Gafford | 104  | 4   | 61   |
| Free Throws Made (238 ranked)            | Daniel Gafford | 199  | 6   | 37   |
| Free-Throw Percentage (250 ranked)       | Jalen Harris   | 170  | 7   | 81.1 |
|  | Mason Jones    | 221  | 11  | 78.9 |

|   |                |     |   |      |
|---|----------------|-----|---|------|
| Minutes Per Game (250 ranked)                 |                |     |   |      |
| Offensive Rebounds Per Game (239 ranked)      | Daniel Gafford | 111 | 7 | 2.67 |
| Points Per Game (246 ranked)                  | Daniel Gafford | 120 | 3 | 17.9 |
|   | Isaiah Joe     | 163 | 5 | 16.9 |
|   | Daniel Gafford | 37  | 2 | 9.3  |
| Rebounds Per Game (246 ranked)                |                |     |   |      |
| Steals Per Game (237 ranked)                  | --             |     |   |      |
| Three-Point Field Goals Per Game (244 ranked) | Isaiah Joe     | 5   | 1 | 4.22 |
|   | Mason Jones    | 192 | 7 | 2.33 |

|  |                |     |    |      |
|--|----------------|-----|----|------|
| Three-Point Field-Goal Percentage (150 ranked) | Isaiah Joe     | 18  | 1  | 49.4 |
| Total 3-point FGM (237 ranked)                 | Isaiah Joe     | 18  | 1  | 38   |
| Total Assists (244 ranked)                     | Jalen Harris   | 20  | 1  | 68   |
| Total Blocks (249 ranked)                      | Daniel Gafford | 45  | 4  | 21   |
|  | Reggie Chaney  | 106 | 12 | 15   |
|  | Adrio Bailey   | 152 | 17 | 13   |

|  |                |     |   |    |
|--|----------------|-----|---|----|
| Total Field Goal Attempts (247 ranked) |                |     |   |    |
| Total Field Goals Made (240 ranked)    | Daniel Gafford | 166 | 2 | 62 |
| Total Points (245 ranked)              | --             |     |   |    |
| Total Rebounds (233 ranked)            | Daniel Gafford | 105 | 3 | 84 |
| Total Steals (241 ranked)              | --             |     |   |    |
| Triple Doubles (1 ranked)              | --             |     |   |    |

## Versus 2018-19 Opponents

### NON-CONFERENCE

| SCHOOL           | GMS PLAYED | SERIES RECORD         | H     | A     | N    | LAST MEETING               |
|------------------|------------|-----------------------|-------|-------|------|----------------------------|
| AUSTIN PEAY      | 3          | ARKANSAS LEADS, 3-0   | 3-0   | -     | -    | H - W, 99-62 (12/03/16)    |
| UC DAVIS         | 2          | ARKANSAS LEADS, 2-0   | 2-0   | -     | -    | H - W, 81-58 (11/12/18)    |
| COLORADO STATE   | 2          | ARKANSAS LEADS, 2-0   | 1-0   | 1-0   | -    | A - W, 98-74 (12/05/18)    |
| FIU              | 1          | ARKANSAS LEADS, 1-0   | 1-0   | -     | -    | H - W, 121-89 (12/01/18)   |
| GEORGIA TECH     | 5          | ARKANSAS TRAILS, 1-4  | -     | 0-2   | 1-2  | N - L, 73-83 (11/26/15)    |
| INDIANA          | 3          | ARKANSAS LEADS, 2-1   | 1-0   | 0-1   | 1-0  | H - W, 73-72 (11/18/18)    |
| MONTANA STATE    | 1          | ARKANSAS LEADS, 1-0   | 1-0   | -     | -    | H - W, 90-68 (11/21/18)    |
| TEXAS            | 155        | ARKANSAS LEADS, 87-68 | 46-21 | 27-43 | 14-4 | N - L, 73-71 or (11/09/18) |
| UT ARLINGTON     | 8          | ARKANSAS LEADS, 8-0   | 6-0   | 1-0   | 1-0  | H - W, 78-60 (11/23/18)    |
| UT SAN ANTONIO   | 6          | ARKANSAS LEADS, 6-0   | 3-0   | 1-0   | 2-0  | H - W, 79-67 (12/15/18)    |
| TEXAS STATE      | 3          | ARKANSAS LEADS, 3-0   | 3-0   | -     | -    | H - W, 73-67 (12/06/05)    |
| TEXAS TECH       | 78         | SERIES TIED, 39-39    | 24-11 | 11-23 | 4-5  | H - W, 75-68 or (01/30/16) |
| WESTERN KENTUCKY | 7          | ARKANSAS LEADS, 4-3   | 0-2   | 0-1   | 4-0  | H - L, 77-78 (12/08/18)    |

### SOUTHEASTERN CONFERENCE

| SCHOOL            | GMS PLAYED | SERIES RECORD          | H     | A     | N    | LAST MEETING                |
|-------------------|------------|------------------------|-------|-------|------|-----------------------------|
| ALABAMA           | 61         | ARKANSAS LEADS, 33-28  | 18-6  | 7-20  | 8-2  | A - W, 76-73 (02/24/18)     |
| • SEC ONLY        | 51         | ARKANSAS LEADS, 27-24  |       |       |      |                             |
| AUBURN            | 52         | ARKANSAS LEADS, 34-18  | 21-5  | 12-13 | 1-1  | H - W, 91-82 (02/27/18)     |
| • SEC ONLY        | 51         | ARKANSAS LEADS, 34-17  |       |       |      |                             |
| FLORIDA           | 35         | ARKANSAS TRAILS, 12-23 | 8-6   | 2-13  | 2-4  | N - W, 80-72 (03/09/18)     |
| • SEC ONLY        | 35         | ARKANSAS TRAILS, 12-23 |       |       |      |                             |
| GEORGIA           | 37         | ARKANSAS LEADS, 22-15  | 10-3  | 6-9   | 6-3  | A - W, 80-77 2OT (01/23/18) |
| • SEC ONLY        | 37         | ARKANSAS LEADS, 22-15  |       |       |      |                             |
| KENTUCKY          | 42         | ARKANSAS TRAILS, 11-31 | 7-7   | 3-14  | 1-10 | H - L, 72-87 (02/20/18)     |
| • SEC ONLY        | 37         | ARKANSAS TRAILS, 11-26 |       |       |      |                             |
| LSU               | 65         | ARKANSAS LEADS, 35-30  | 19-7  | 11-17 | 5-6  | A - L, 86-94 (02/03/18)     |
| • SEC ONLY        | 56         | ARKANSAS LEADS, 31-25  |       |       |      |                             |
| OLE MISS          | 79         | ARKANSAS LEADS, 47-32  | 15-11 | 8-19  | 24-2 | A - W, 75-64 (02/13/18)     |
| • SEC ONLY        | 51         | ARKANSAS TRAILS, 25-26 |       |       |      |                             |
| MISSISSIPPI STATE | 61         | ARKANSAS LEADS, 33-28  | 21-6  | 7-21  | 5-1  | A - L, 75-78 (01/02/18)     |
| • SEC ONLY        | 52         | ARKANSAS LEADS, 27-25  |       |       |      |                             |
| MISSOURI          | 50         | ARKANSAS LEADS, 26-23  | 15-9  | 10-14 | 1-0  | A - L, 67-77 (03/03/18)     |
| • SEC ONLY        | 12         | ARKANSAS TRAILS, 7-5   |       |       |      |                             |
| SOUTH CAROLINA    | 33         | ARKANSAS LEADS, 20-13  | 11-4  | 6-7   | 3-2  | N - W, 69-64 (03/08/18)     |
| • SEC ONLY        | 33         | ARKANSAS LEADS, 20-13  |       |       |      |                             |
| TENNESSEE         | 40         | SERIES TIED, 20-20     | 10-4  | 4-11  | 6-4  | N - L, 66-84 (03/10/18)     |
| • SEC ONLY        | 36         | ARKANSAS TRAILS, 17-19 |       |       |      |                             |
| TEXAS A&M         | 157        | ARKANSAS LEADS, 102-55 | 57-14 | 38-37 | 7-4  | H - W, 94-75 (02/17/18)     |
| • SEC ONLY        | 10         | ARKANSAS LEADS 6-4     |       |       |      |                             |
| VANDERBILT        | 36         | ARKANSAS LEADS, 24-12  | 14-3  | 6-8   | 4-1  | H - W, 72-54 (02/10/18)     |
| • SEC ONLY        | 33         | ARKANSAS LEADS 22-11   |       |       |      |                             |

## Did You Know...

### IN 16 YEARS AS A HEAD COACH, MIKE ANDERSON'S TEAMS HAVE:

- RANKED AMONG THE NCAA TOP 30 IN STEALS 13 TIMES, INCLUDING FIRST FOUR TIMES AND 8 TIMES IN THE TOP 10.
- RANKED AMONG THE NCAA TOP 30 IN TURNOVER MARGIN 9 TIMES, INCLUDING FIVE TIMES IN THE TOP 5.
- RANKED AMONG THE NCAA TOP 30 IN ASSISTS PER GAME 7 TIMES, INCLUDING FIRST ONCE.
- RANKED AMONG THE NCAA TOP 30 IN SCORING OFFENSE 7 TIMES.
- RANKED AMONG THE NCAA TOP 30 IN BLOCKED SHOTS PER GAME 6 TIMES OVER THE 8 SEASONS.
- RANKED AMONG THE NCAA TOP 30 IN ASSIST-TO-TURNOVER RATIO 6 TIMES OVER THE LAST 11 SEASONS.

NOTE: NOT ALL ABOVE STATS WERE KEPT BY NCAA EVERY YEAR



## O DESI SILLS

G, Fr., 6-2, 196 | Jonesboro, Ark. / Jonesboro HS

• Name is pronounced Dez-ee

### 2018-19 (Fr.) HIGHLIGHTS:

- Tied for the team lead in minutes off the bench (15.8).
- Has established a career-highs in scoring in each of the last four games: 7 vs FIU, 8 at Colorado State, 9 vs Western Kentucky and 9 again versus UTSA.
- As part of his career-high nine points versus Western Kentucky, scored six straight over two minutes in the second half to tie the game at 62-62 (8:35 mark) and made a free throw to tie

game at 70-70 with 4:32 left.



## #0 DESI SILLS 2018-19 GAME STATS

| Opponent          | Date     | GS | Min | FG | FGA  | Pct  | 3FG | A     | Pct  | FT | FTA   | Pct  | O | D  | Tot | Avg | PF | FO | A  | TO | Blk | Stl | Pts | Avg |
|-------------------|----------|----|-----|----|------|------|-----|-------|------|----|-------|------|---|----|-----|-----|----|----|----|----|-----|-----|-----|-----|
| vs Texas          | 11/09/18 | 16 | 1   | 2  | .500 | 1    | 1   | 1.000 | 0    | 0  | .000  | 0    | 1 | 1  | 1.0 | 2   | 0  | 0  | 0  | 0  | 0   | 3   | 3.0 |     |
| UC DAVIS          | 11/12/18 | 15 | 1   | 2  | .500 | 0    | 0   | .000  | 0    | 0  | .000  | 0    | 1 | 1  | 1.0 | 4   | 0  | 0  | 2  | 0  | 0   | 2   | 2.5 |     |
| INDIANA           | 11/18/18 | 11 | 0   | 2  | .000 | 0    | 1   | .000  | 2    | 2  | 1.000 | 0    | 1 | 1  | 1.0 | 1   | 0  | 2  | 1  | 0  | 1   | 2   | 2.3 |     |
| MONTANA STATE     | 11/21/18 | 16 | 2   | 5  | .400 | 1    | 4   | .250  | 0    | 1  | .000  | 0    | 1 | 1  | 1.0 | 3   | 0  | 5  | 1  | 0  | 2   | 5   | 3.0 |     |
| UT ARLINGTON      | 11/23/18 | 15 | 1   | 3  | .333 | 0    | 2   | .000  | 1    | 3  | .333  | 1    | 0 | 1  | 1.0 | 1   | 0  | 2  | 4  | 0  | 1   | 3   | 3.0 |     |
| FIU               | 12/01/18 | 19 | 3   | 4  | .750 | 0    | 1   | .000  | 1    | 2  | .500  | 1    | 2 | 3  | 1.3 | 3   | 0  | 6  | 3  | 0  | 1   | 7   | 3.7 |     |
| at Colorado State | 12/05/18 | 16 | 2   | 3  | .667 | 2    | 3   | .667  | 2    | 2  | 1.000 | 0    | 1 | 1  | 1.3 | 3   | 0  | 2  | 0  | 0  | 0   | 8   | 4.3 |     |
| WESTERN KENTUCKY  | 12/08/18 | 16 | 4   | 6  | .667 | 0    | 2   | .000  | 1    | 2  | .500  | 0    | 2 | 2  | 1.4 | 1   | 0  | 0  | 0  | 0  | 1   | 9   | 4.9 |     |
| vs UTSA           | 12/15/18 | 18 | 2   | 4  | .500 | 1    | 2   | .500  | 4    | 4  | 1.000 | 0    | 1 | 1  | 1.3 | 1   | 0  | 0  | 1  | 0  | 1   | 9   | 5.3 |     |
| Totals            |          | 0  | 142 | 16 | 31   | .516 | 5   | 16    | .313 | 11 | 16    | .688 | 2 | 10 | 12  | 1.3 | 19 | 0  | 17 | 12 | 0   | 7   | 48  | 5.3 |

Assists/game: 1.9  
Turnovers/game: 1.3  
Assist/turnover ratio: 1.4  
Steals/game: 0.8

## • PERSONAL BESTS •

### POINTS

Season: 9 (2x), last vs UTSA (12/15/18) SEC: --  
Career: -- SEC: --

### FIELD GOALS MADE

Season: 4 vs Western Ky (12/08/18) SEC: --  
Career: -- SEC: --

### FIELD GOALS ATTEMPTED

Season: 6 vs Western Ky (12/08/18) SEC: --  
Career: -- SEC: --

### 3-POINT FIELD GOALS MADE

Season: 2 at Colorado State (12/05/18) SEC: --  
Career: -- SEC: --

### 3-POINT FG ATTEMPTS

Season: 4 vs. Montana State (11/21/18) SEC: --  
Career: -- SEC: --

### FREE THROWS MADE

Season: 4, vs. UTSA (12/15/18) SEC: --  
Career: -- SEC: --

### FREE THROWS ATTEMPTED

Season: 4, vs. UTSA (12/15/18) SEC: --  
Career: -- SEC: --

### REBOUNDS

Season: 3 vs. FIU (12/01/18) SEC: --  
Career: -- SEC: --

### ASSISTS

Season: 6 vs. FIU (12/01/18) SEC: --  
Career: -- SEC: --

### STEALS

Season: 2 vs. Montana State (11/21/18) SEC: --  
Career: -- SEC: --

### BLOCKED SHOTS

Season: -- SEC: --  
Career: -- SEC: --

### MINUTES

Season: 19 vs. FIU (12/01/18) SEC: --  
Career: -- SEC: --

## DESI SILLS CAREER STATISTICS

| Year    | GP | GS | Min | Avg  | FG | FGA | Pct  | 3FG | 3FGA | Pct  | FT | FTA | Pct  | Off | Def | Tot | Avg | PF | FO | Ast | TO | Blk | Stl | Pts | Avg |
|---------|----|----|-----|------|----|-----|------|-----|------|------|----|-----|------|-----|-----|-----|-----|----|----|-----|----|-----|-----|-----|-----|
| 2018-19 | 9  | 0  | 142 | 15.8 | 16 | 31  | .516 | 5   | 16   | .313 | 11 | 16  | .688 | 2   | 10  | 12  | 1.3 | 19 | 0  | 17  | 12 | 0   | 7   | 48  | 5.3 |



# 1 ISAIAH JOE

**G, Fr., 6-5, 167 | Fort Smith, Ark. / Fort Smith Northside HS**

**NAMED SEC PLAYER OF THE WEEK** (Dec. 3) ... 34 points and made 10-of-13 3-pointers vs. FIU.

- Leads the SEC in 3PT FG made (4.22 avg.), 3PT FG% (.449) and 3-pointers made (38).
- Only made 14 3-pointers in the first five games ... Has made 24 over the last four games.
- Has scored double digits in all nine games (and both exhibitions).
- Has led the team in scoring in three of the last four games (34 vs FIU; 19 vs WKU and 21 vs UTSA).
- Leads the team by taking seven charges ... His 27 deflections ranks 3rd-best on the team.

## IN THE NCAA / SEC

- 5th in NCAA • **1st in SEC** 3-pt FG made (4.22/gm)
- 14th in NCAA • **1st in SEC** 3-pt made (38 made)
- 17th in NCAA • **1st in SEC** 3-pt FG% (.494)
- 70th in NCAA • **2nd in SEC** 3-pt FG attempts (77)
- 165th in NCAA • **5th in SEC** Scoring (16.9 ppg)
- 211th in NCAA • **12th in SEC** FG% (.480)

## 2018-19 (Fr.) HIGHLIGHTS:

- Making 4.22 3-pointers per game to rank fifth in the NCAA ... At that pace, he would finish with 138 3's made through the end of the regular season plus at least one game at SEC ... That would shatter the Arkansas single-season mark of 102, set by Scotty Thurman in 1994-95.
- Scored 17 in his collegiate debut versus Texas, making 5-of-8 from 3-point range.
- Struggled early versus UC Davis, but finished with 14 points with five rebounds and three steals.
- Versus Montana State, was just 2-of-10 from 3-point range, he posted season-bests in assists (5) and steals (5).
- **Named SEC Player of the Week (12/3)** ... Scored 34 points - 17 in each half - and made 10-of-13 shots from 3-point range to lead the Razorbacks to a 121-89 victory over FIU ... The 34 points are second (tied) on the Arkansas all-time list for most points by a freshman ... Is just the fourth Razorback (fifth time in school history) and just the 10th player in SEC history (11th time in league history) to make at least 10 in a game. ... After FIU trimmed its deficit to four (24-20) at 8:29 in the first half, Joe drained a 3-pointer and scored 14 points over the next 4:37 to put Arkansas up 20 ... Made six straight attempts and finished the game making 9-of-his-last-10 from long distance.
- Scored game-high 21 points versus UTSA, making 5-of-6 from 3-point range and was 6-of-6 at the line inside the final minute ... Only got one rebound, but it proved key ... On a missed Arkansas free throw, Joe got the rebound and was intentionally fouled ... Made those two free throws and two more on the ensuing possession to put the Razorbacks up 10 with 27 seconds left.



## #1 ISAIAH JOE 2018-19 GAME STATS

| Opponent          | Date     | GS | Min | FG FGA | Pct | 3FG A | Pct  | FT FTA | Pct  | O D  | Tot | Avg   | PF   | FO | A  | TO  | Blk | Stl | Pts | Avg |    |   |    |      |      |
|-------------------|----------|----|-----|--------|-----|-------|------|--------|------|------|-----|-------|------|----|----|-----|-----|-----|-----|-----|----|---|----|------|------|
| vs Texas          | 11/09/18 | *  | 34  | 6      | 10  | .600  | 5    | 8      | .625 | 0    | 0   | 0.000 | 0    | 2  | 2  | 2.0 | 4   | 0   | 0   | 1   | 0  | 0 | 17 | 17.0 |      |
| UC DAVIS          | 11/12/18 | *  | 27  | 4      | 7   | .571  | 2    | 5      | .400 | 4    | 6   | .667  | 1    | 4  | 5  | 3.5 | 1   | 0   | 2   | 3   | 0  | 3 | 14 | 15.5 |      |
| INDIANA           | 11/18/18 | *  | 33  | 5      | 15  | .333  | 3    | 11     | .273 | 0    | 0   | 0.000 | 0    | 2  | 2  | 3.0 | 0   | 0   | 3   | 1   | 0  | 1 | 13 | 14.7 |      |
| MONTANA STATE     | 11/21/18 | *  | 27  | 4      | 13  | .308  | 2    | 10     | .200 | 0    | 0   | 0.000 | 1    | 2  | 3  | 3.0 | 1   | 0   | 5   | 2   | 0  | 5 | 10 | 13.5 |      |
| UT ARLINGTON      | 11/23/18 | *  | 26  | 3      | 9   | .333  | 2    | 5      | .400 | 2    | 2   | 1.000 | 1    | 2  | 3  | 3.0 | 3   | 0   | 3   | 1   | 0  | 1 | 10 | 12.8 |      |
| FIU               | 12/01/18 | *  | 28  | 11     | 14  | .786  | 10   | 13     | .769 | 2    | 2   | 1.000 | 0    | 1  | 1  | 2.7 | 2   | 0   | 3   | 1   | 0  | 0 | 34 | 16.3 |      |
| at Colorado State | 12/05/18 | *  | 23  | 5      | 12  | .417  | 4    | 9      | .444 | 0    | 0   | 0.000 | 1    | 1  | 2  | 2.6 | 3   | 0   | 1   | 1   | 0  | 0 | 14 | 16.0 |      |
| WESTERN KENTUCKY  | 12/08/18 | *  | 31  | 6      | 13  | .462  | 5    | 10     | .500 | 2    | 5   | .400  | 0    | 3  | 3  | 2.6 | 0   | 0   | 1   | 0   | 0  | 1 | 19 | 16.4 |      |
| vs UTSA           | 12/15/18 | *  | 30  | 5      | 9   | .556  | 5    | 6      | .833 | 6    | 6   | 1.000 | 1    | 0  | 1  | 2.4 | 2   | 0   | 0   | 3   | 0  | 1 | 21 | 16.9 |      |
| Totals            |          |    | 9   | 259    | 49  | 102   | .480 | 38     | 77   | .494 | 16  | 21    | .762 | 5  | 17 | 22  | 2.4 | 16  | 0   | 18  | 13 | 0 | 12 | 152  | 16.9 |

Assists/game: 2.0  
Turnovers/game: 1.4  
Assist/turnover ratio: 1.4  
Steals/game: 1.3

## • PERSONAL BESTS •

### POINTS

Season: 34 vs. FIU (12/01/18)

Career: --

SEC: --

SEC: --

### FIELD GOALS MADE

Season: 11 vs. FIU (12/01/18)

Career: --

SEC: --

SEC: --

### FIELD GOALS ATTEMPTED

Season: 15 vs. Indiana (11/18/18)

Career: --

SEC: --

SEC: --

### 3-POINT FIELD GOALS MADE

Season: 10 vs. FIU (12/01/18)

Career: --

SEC: --

SEC: --

### 3-POINT FG ATTEMPTS

Season: 13 vs. FIU (12/01/18)

Career: --

SEC: --

SEC: --

### FREE THROWS MADE

Season: 6 vs. UTSA (12/15/18)

Career: --

SEC: --

SEC: --

### FREE THROWS ATTEMPTED

Season: 6 (2x), last vs. UTSA (12/15/18)

Career: --

SEC: --

SEC: --

### REBOUNDS

Season: 5 vs. UC Davis (11/12/18)

Career: --

SEC: --

SEC: --

### ASSISTS

Season: 5 vs. Montana State (11/21/18)

Career: --

SEC: --

SEC: --

### STEALS

Season: 5 vs. Montana State (11/21/18)

Career: --

SEC: --

SEC: --

### BLOCKED SHOTS

Season: --

Career: --

SEC: --

SEC: --

### MINUTES

Season: 34 vs. Texas (11/09/18)

Career: 34 vs. Texas (11/09/18)

SEC: --

SEC: --

## ISAIAH JOE CAREER STATISTICS

| Year    | GP | GS | Min | Avg  | FG | FGA | Pct  | 3FG | 3FGA | Pct  | FT | FTA | Pct  | Off | Def | Tot | Avg | PF | FO | Ast | TO | Blk | Stl | Pts | Avg  |
|---------|----|----|-----|------|----|-----|------|-----|------|------|----|-----|------|-----|-----|-----|-----|----|----|-----|----|-----|-----|-----|------|
| 2018-19 | 9  | 9  | 259 | 28.8 | 49 | 102 | .480 | 38  | 77   | .494 | 16 | 21  | .762 | 5   | 17  | 22  | 2.4 | 16 | 0  | 18  | 13 | 0   | 12  | 152 | 16.9 |





## 2 ADRIO BAILEY

F, Jr., 6-6, 222 | Campti, La. / Lakeview HS

- Name is pronounced A-Dree-O (with a long A)
- Voted team tri-captain for the 2018-19 season
- Represents Arkansas on the SEC Men's Basketball Leadership Council

### 2018-19 (Jr.) HIGHLIGHTS:

- Second on the team with 44 deflections, including eight at Colorado State, seven versus FIU, six versus Western Kentucky and five each versus UC Davis and UT Arlington.
- Set a career-highs in points (20), free throws made (9) and free throws attempted (11) in the win over UC Davis ... Helped put the game out of reach, scoring eight (with six free throws) inside the final five minutes during a 22-1 run ... Also attempted and later made his first career 3-pointer.
- Was perfect from the field (5-for-5) versus Montana State in scoring 10 points.
- Had season-high and tied career high with three steals versus UTA, adding 14 pts (making 6-of-8 FT) and 5 rebs.
- Posted a career-high eight rebounds at Colorado State, adding three assists and two blocked shots.



## #2 ADRIO BAILEY 2018-19 GAME STATS

| Opponent          | Date     | GS | Min | FG  | FGA | Pct   | 3FG  | A | Pct  | FT   | FTA | Pct  | O    | D | Tot | Avg | PF  | FO | A | TO | Blk | Stl | Pts | Avg  |     |
|-------------------|----------|----|-----|-----|-----|-------|------|---|------|------|-----|------|------|---|-----|-----|-----|----|---|----|-----|-----|-----|------|-----|
| vs Texas          | 11/09/18 | *  | 35  | 4   | 5   | .800  | 0    | 1 | .000 | 0    | 2   | .000 | 0    | 5 | 5   | 5.0 | 3   | 0  | 1 | 1  | 1   | 1   | 8   | 8.0  |     |
| UC DAVIS          | 11/12/18 | *  | 26  | 5   | 8   | .625  | 1    | 2 | .500 | 9    | 11  | .818 | 0    | 4 | 4   | 4.5 | 2   | 0  | 2 | 0  | 0   | 2   | 20  | 14.0 |     |
| INDIANA           | 11/18/18 | *  | 25  | 2   | 7   | .286  | 0    | 1 | .000 | 0    | 0   | .000 | 0    | 1 | 1   | 3.3 | 3   | 0  | 1 | 0  | 0   | 1   | 4   | 10.7 |     |
| MONTANA STATE     | 11/21/18 | *  | 19  | 5   | 5   | 1.000 | 0    | 0 | .000 | 0    | 0   | .000 | 2    | 1 | 3   | 3.3 | 4   | 0  | 2 | 0  | 1   | 0   | 10  | 10.5 |     |
| UT ARLINGTON      | 11/23/18 | *  | 24  | 4   | 6   | .667  | 0    | 0 | .000 | 6    | 8   | .750 | 2    | 3 | 5   | 3.6 | 2   | 0  | 1 | 1  | 2   | 3   | 14  | 11.2 |     |
| FIU               | 12/01/18 | *  | 16  | 4   | 6   | .667  | 0    | 0 | .000 | 2    | 4   | .500 | 0    | 5 | 5   | 3.8 | 5   | 1  | 1 | 0  | 4   | 1   | 10  | 11.0 |     |
| at Colorado State | 12/05/18 | *  | 28  | 5   | 7   | .714  | 0    | 0 | .000 | 0    | 2   | .000 | 2    | 6 | 8   | 4.4 | 1   | 0  | 3 | 2  | 2   | 1   | 10  | 10.9 |     |
| WESTERN KENTUCKY  | 12/08/18 | *  | 26  | 0   | 4   | .000  | 0    | 0 | .000 | 0    | 2   | .000 | 1    | 4 | 5   | 4.5 | 4   | 0  | 0 | 1  | 1   | 0   | 0   | 9.5  |     |
| vs UTSA           | 12/15/18 | *  | 13  | 1   | 5   | .200  | 0    | 0 | .000 | 0    | 0   | .000 | 0    | 3 | 3   | 4.3 | 4   | 0  | 0 | 2  | 2   | 0   | 2   | 8.7  |     |
| Totals            |          |    | 9   | 212 | 30  | 53    | .566 | 1 | 4    | .250 | 17  | 29   | .586 | 7 | 32  | 39  | 4.3 | 28 | 1 | 11 | 7   | 13  | 9   | 78   | 8.7 |

Assists/game: 1.2  
Turnovers/game: 0.8  
Assist/turnover ratio: 1.6  
Steals/game: 1.0  
Blocks/game: 1.4

### PERSONAL BESTS

#### POINTS

Season: 20 vs. UC Davis (11/12/18) SEC: 10 at Mississippi State (01/02/18)  
Career: 20 vs. UC Davis (11/12/18) SEC: 10 at Mississippi State (01/02/18)

#### FIELD GOALS MADE

Season: 5 (2x), last vs. MSU (11/21/18) SEC: 5 at Mississippi State (01/02/18)  
Career: 7 (2x), last vs. Samford (11/10/17) SEC: 5 at Mississippi State (01/02/18)

#### FIELD GOALS ATTEMPTED

Season: 8 vs. UC Davis (11/12/18) SEC: 7 at Mississippi State (01/02/18)  
Career: 8 (4x), last vs. UCD (11/12/18) SEC: 7 at Mississippi State (01/02/18)

#### 3-POINT FIELD GOALS MADE

Season: 1 vs. UC Davis (11/12/18) SEC: --  
Career: 1 vs. UC Davis (11/12/18) SEC: --

#### 3-POINT FG ATTEMPTS

Season: 2 vs. UC Davis (11/12/18) SEC: --  
Career: 2 vs. UC Davis (11/12/18) SEC: --

#### FREE THROWS MADE

Season: 9 vs. UC Davis (11/12/18) SEC: 2 vs. Auburn (2/27/18)  
Career: 9 vs. UC Davis (11/12/18) SEC: 2 vs. Auburn (2/27/18)

#### FREE THROWS ATTEMPTED

Season: 11 vs. UC Davis (11/12/18) SEC: 6 vs. South Carolina (03/08/18)  
Career: 11 vs. UC Davis (11/12/18) SEC: 3 vs. Alabama (02/01/17)

#### REBOUNDS

Season: 8 at Colorado State (21/05/18) SEC: 6 at Mississippi State (01/02/18)  
Career: 8 at Colorado State (21/05/18) SEC: 6 at Mississippi State (01/02/18)

#### ASSISTS

Season: 3 at Colorado State (21/05/18) SEC: 2 vs. Ole Miss (01/20/18)  
Career: 3 (2x), last at CSU (12/05/18) SEC: 2 vs. Ole Miss (01/20/18)

#### STEALS

Season: 3 vs. UTA (11/23/18) SEC: 1 (5x), last at LSU (02/03/18)  
Career: 3 (2x), last vs. UTA (11/23/18) SEC: 2 vs. Texas A&M (02/22/17)

#### BLOCKED SHOTS

Season: 4 vs. FIU (12/01/18) SEC: 1 (5x), last at Alabama (02/24/18)  
Career: 5 vs. North Carolina (11/24/17) SEC: 2 vs. Vanderbilt (02/27/17)

#### MINUTES

Season: 35 vs. Texas (11/09/18) SEC: 23 vs. Ole Miss (01/20/18)  
Career: 35 vs. Texas (11/09/18) SEC: 23 vs. Ole Miss (01/20/18)

## ADRIO BAILEY CAREER STATISTICS

| Year    | GP | GS | Min | Avg  | FG  | FGA | Pct  | 3FG | 3FGA | Pct  | FT | FTA | Pct  | Off | Def | Tot | Avg | PF  | FO | Ast | TO | Blk | Stl | Pts | Avg |
|---------|----|----|-----|------|-----|-----|------|-----|------|------|----|-----|------|-----|-----|-----|-----|-----|----|-----|----|-----|-----|-----|-----|
| 2016-17 | 27 | 2  | 200 | 7.4  | 22  | 39  | .564 | 0   | 0    | .000 | 6  | 19  | .316 | 13  | 22  | 35  | 1.3 | 29  | 0  | 7   | 11 | 7   | 14  | 50  | 1.9 |
| 2017-18 | 31 | 16 | 439 | 14.2 | 53  | 98  | .541 | 0   | 0    | .000 | 20 | 33  | .606 | 29  | 50  | 79  | 2.5 | 59  | 1  | 17  | 18 | 23  | 15  | 126 | 4.1 |
| 2018-19 | 9  | 9  | 212 | 23.6 | 30  | 53  | .566 | 1   | 4    | .250 | 17 | 29  | .586 | 7   | 32  | 39  | 4.3 | 28  | 1  | 11  | 7  | 13  | 9   | 78  | 8.7 |
| TOTAL   | 67 | 27 | 851 | 12.7 | 105 | 190 | .553 | 1   | 4    | .250 | 43 | 81  | .531 | 49  | 104 | 153 | 2.3 | 116 | 2  | 35  | 36 | 43  | 38  | 254 | 3.8 |



## 5 JALEN HARRIS

**G, RSo., 6-2, 166 | Wilson, N.C. / Word of God Christian Acad. / New Mexico**

• Voted team tri-captain for the 2018-19 season.

### IN THE NCAA/SEC

- **1st in NCAA • 1st in SEC in assist-to-turnover ratio (7.56) – 68 assists vs 9 turnovers**
- **6th in NCAA • 1st in SEC in assists per game (7.6)**
- 19th in NCAA • 1st in the SEC in total assists (68).
- 176th in NCAA • 7th in SEC in free throw pct. (.811)

### 2018-19 (RSo.) HIGHLIGHTS:

- Is handing out 76 assists per game to rank fifth in the NCAA ... At that pace, he would finish 242 through the end of the regular season plus at least one game at SEC ... The Arkansas single-season record for assists is 219, set by Kareem Reid in 1995-96.
- Dished out four assists in each of the first three games (12 total) of the season ... Since then (six games), has 56 assists with just five turnovers with four double-digit assist games.
- Run started by getting a then career-high 11 assists versus Montana State (with just one turnover) ... Added 11 points against the Bobcats for his first career double-double.
- Had 10 assists, with just one turnover, versus FIU.
- Dished out a career-high 12 assists at Colorado State (with just two turnovers) ... Also had career-high four steals.
- Scored in double figures three times, including a season-high 14 versus UTA (making career-highs 8-of-11 FT).
- Versus Western Kentucky, had seven assists and no turnovers in 37 minutes ... Added 13 points, four rebounds and two steals.
- Tallied second career double-double, getting 11 points and dishing out 10 assists – with zero turnovers – versus UTSA ... Made 7-of-8 from the free throw line.



### • PERSONAL BESTS •

#### POINTS

Season: 14 vs. UTA (11/23/18) SEC: --  
Career: 15 vs. Nevada (01/07/17) SEC: --

#### FIELD GOALS MADE

Season: 6 vs. Western Ky. (12/08/18) SEC: --  
Career: 6 vs. Western Ky. (12/08/18) SEC: --

#### FIELD GOALS ATTEMPTED

Season: 15 vs. Western Ky. (12/08/18) SEC: --  
Career: 15 vs. Western Ky. (12/08/18) SEC: --

#### 3-POINT FIELD GOALS MADE

Season: 1 (2x) last vs. MSU (11/21/18) SEC: --  
Career: 1 (2x), last vs. MSU (11/21/18) SEC: --

#### 3-POINT FG ATTEMPTS

Season: 5 vs. Texas (11/09/18) SEC: --  
Career: 5 vs. Texas (11/09/18) SEC: --

#### FREE THROWS MADE

Season: 8 vs. UTA (11/23/18) SEC: --  
Career: 8 vs. UTA (01/23/18) SEC: --

#### FREE THROWS ATTEMPTED

Season: 11 vs. UTA (11/23/18) SEC: --  
Career: 11 vs. UTA (11/23/18) SEC: --

#### REBOUNDS

Season: 9 vs. FIU (12/01/18) SEC: --  
Career: 9 (2x), last vs. FIU (12/01/18) SEC: --

#### ASSISTS

Season: 12 at Colorado State (12/05/18) SEC: --  
Career: 12 at Colorado State (12/05/18) SEC: --

#### STEALS

Season: 4 at Colorado State (12/05/18) SEC: --  
Career: 4 at Colorado State (12/05/18) SEC: --

#### BLOCKED SHOTS

Season: 0 SEC: --  
Career: 1 (3x), last at UNLV (02/01/17) SEC: --

#### MINUTES

Season: 39 vs. Texas (11/09/18) SEC: --  
Career: 39 vs. Texas (11/09/18) SEC: --

## #5 JALEN HARRIS 2018-19 GAME STATS

| Opponent          | Date     | GS | Min | FG  | FGA | Pct  | 3FG  | A | Pct  | FT   | FTA | Pct   | O    | D | Tot | Avg | PF  | FO | A  | TO | Blk | Stl | Pts | Avg  |     |
|-------------------|----------|----|-----|-----|-----|------|------|---|------|------|-----|-------|------|---|-----|-----|-----|----|----|----|-----|-----|-----|------|-----|
| vs Texas          | 11/09/18 | *  | 39  | 3   | 12  | .250 | 0    | 5 | .000 | 5    | 6   | .833  | 3    | 2 | 5   | 5.0 | 2   | 0  | 4  | 2  | 0   | 3   | 11  | 11.0 |     |
| UC DAVIS          | 11/12/18 | *  | 28  | 1   | 6   | .167 | 0    | 1 | .000 | 0    | 0   | .000  | 0    | 2 | 2   | 3.5 | 2   | 0  | 4  | 0  | 0   | 1   | 2   | 6.5  |     |
| INDIANA           | 11/18/18 | *  | 25  | 1   | 5   | .200 | 1    | 3 | .333 | 2    | 2   | 1.000 | 0    | 2 | 2   | 3.0 | 3   | 0  | 4  | 2  | 0   | 1   | 5   | 6.0  |     |
| MONTANA STATE     | 11/21/18 | *  | 25  | 4   | 7   | .571 | 1    | 3 | .333 | 2    | 2   | 1.000 | 0    | 2 | 2   | 2.8 | 2   | 0  | 11 | 1  | 0   | 0   | 11  | 7.3  |     |
| UT ARLINGTON      | 11/23/18 | *  | 31  | 3   | 6   | .500 | 0    | 1 | .000 | 8    | 11  | .727  | 0    | 3 | 3   | 2.8 | 1   | 0  | 6  | 1  | 0   | 0   | 14  | 8.6  |     |
| FIU               | 12/01/18 | *  | 26  | 2   | 6   | .333 | 0    | 1 | .000 | 5    | 6   | .833  | 0    | 3 | 3   | 2.8 | 2   | 0  | 10 | 1  | 0   | 0   | 9   | 8.7  |     |
| at Colorado State | 12/05/18 | *  | 32  | 4   | 8   | .500 | 0    | 2 | .000 | 0    | 0   | .000  | 1    | 4 | 5   | 3.1 | 2   | 0  | 12 | 2  | 0   | 4   | 8   | 8.6  |     |
| WESTERN KENTUCKY  | 12/08/18 | *  | 37  | 6   | 15  | .400 | 0    | 2 | .000 | 1    | 2   | .500  | 1    | 3 | 4   | 3.3 | 1   | 0  | 7  | 0  | 0   | 2   | 13  | 9.1  |     |
| vs UTSA           | 12/15/18 | *  | 34  | 2   | 9   | .222 | 0    | 3 | .000 | 7    | 8   | .875  | 0    | 2 | 2   | 3.1 | 2   | 0  | 10 | 0  | 0   | 0   | 11  | 9.3  |     |
| Totals            |          |    | 9   | 277 | 26  | 74   | .351 | 2 | 21   | .095 | 30  | 37    | .811 | 5 | 23  | 28  | 3.1 | 17 | 0  | 68 | 9   | 0   | 11  | 84   | 9.3 |

Assists/game: 7.6  
Turnovers/game: 1.0  
Assist/turnover ratio: 7.6  
Steals/game: 1.2

## JALEN HARRIS CAREER STATISTICS

| Year                 | GP        | GS        | Min        | Avg         | FG        | FGA        | Pct         | 3FG      | 3FGA      | Pct         | FT        | FTA       | Pct         | Off      | Def       | Tot       | Avg        | PF        | FO       | Ast        | TO        | Blk      | Stl       | Pts        | Avg        |
|----------------------|-----------|-----------|------------|-------------|-----------|------------|-------------|----------|-----------|-------------|-----------|-----------|-------------|----------|-----------|-----------|------------|-----------|----------|------------|-----------|----------|-----------|------------|------------|
| 2016-17 *            | 31        | 18        | 639        | 20.6        | 47        | 107        | .439        | 7        | 27        | .259        | 38        | 51        | .745        | 2        | 54        | 56        | 1.8        | 64        | 0        | 72         | 40        | 3        | 25        | 139        | 4.5        |
| 2017-18 - Redshirted |           |           |            |             |           |            |             |          |           |             |           |           |             |          |           |           |            |           |          |            |           |          |           |            |            |
| 2018-19              | 9         | 9         | 277        | 30.8        | 26        | 74         | .351        | 2        | 21        | .095        | 30        | 37        | .811        | 5        | 23        | 28        | 3.1        | 17        | 0        | 68         | 9         | 0        | 11        | 84         | 9.3        |
| <b>TOTAL *</b>       | <b>40</b> | <b>27</b> | <b>916</b> | <b>22.9</b> | <b>73</b> | <b>181</b> | <b>.403</b> | <b>9</b> | <b>48</b> | <b>.188</b> | <b>68</b> | <b>88</b> | <b>.773</b> | <b>7</b> | <b>77</b> | <b>84</b> | <b>2.1</b> | <b>81</b> | <b>0</b> | <b>140</b> | <b>49</b> | <b>3</b> | <b>36</b> | <b>223</b> | <b>5.6</b> |

\* - 2016-17 stats from/including New Mexico



## 10 DANIEL GAFFORD

F, So., 6-11, 233 | El Dorado, Ark. / El Dorado HS

- WOODEN AWARD WATCH LIST
- LUTE OLSON AWARD WATCH LIST
- PRESEASON 1ST TEAM ALL-SEC MEDIA
- CONSENSUS NBA LOTTERY PICK IN 2019 MOCK DRAFTS
- Voted team tri-captain for the 2018-19 season
- Leads the team in deflections (53, including 10 at Colorado State and seven twice).
- CITIZEN NAISMITH TROPHY WATCH LIST
- KAREEM ABDUL-JABBAR AWARD WATCH LIST
- PRESEASON 1ST TEAM ALL-SEC COACHES

### IN THE NCAA/SEC

- 11th NCAA • 1st SEC
- 30th NCAA • 4th SEC
- 37th NCAA • 2nd SEC
- 40th NCAA • 1st SEC
- 42nd NCAA • 2nd SEC
- 119th NCAA • 3rd SEC
- Field goal percentage (.667)
- Blocked shots per game (2.33)
- Rebounds per game (9.3)
- Double-doubles (4)
- Defensive Rebounds per game (6.67)
- Scoring (17.9)

### 2018-19 (So.) HIGHLIGHTS:

- Has four double-doubles in nine games this year ... Had three in 35 games last season.
- Had a double-double in the opener versus Texas with 20 points and 12 rebounds, which tied a career high at the time.
- Named **SEC Player of the Week** thanks to his **career-high 27 points vs. Indiana** ... Once again had 12 rebounds. ... Was most effective in the second half, scoring 19 points, grabbing seven rebounds and getting two steals ... In fact, was 9-for-10 shooting in the period while the rest of the team was just 5-of-23 from the field and scored 16 points ... Three times in within the final 11 minutes, Indiana took a one-point lead and, each time, Gafford answered to put the Razorbacks back on top. In the final seconds, Gafford tipped the ball out after a missed shot that led to a Mason Jones rebound and eventual game-winning free throw with 2.5 seconds left.
- Was 8-for-8 from the field versus Montana State (scoring 16 points) with a team-high seven rebounds ... Tied the school record for best FG% in a game (with 8 attempts being minimum).
- Made career-high nine free throws (tying career-high with 10 att.) en route to 21 points vs. UTA.
- Registered third double-double -21 points and 12 rebounds - versus FIU, adding four blocked shots.
- Battled foul trouble in first half at Colorado State and did not attempt a field goal ... Finished with 12 pts and 9 rebs.
- Fourth double-double of the season came versus UTSA, scoring 13 points with a **career-high 14 rebounds** ... Had 11 points and eight boards in the second half ... Did not commit a foul and added two blocked shots and a steal.

## #10 DANIEL GAFFORD 2018-19 GAME STATS

| Opponent          | Date     | GS | Min | FG  | FGA | Pct   | 3FG  | A | Pct  | FT   | FTA | Pct   | O    | D  | Tot | Avg  | PF  | FO | A | TO | Blk | Stl | Pts | Avg  |      |
|-------------------|----------|----|-----|-----|-----|-------|------|---|------|------|-----|-------|------|----|-----|------|-----|----|---|----|-----|-----|-----|------|------|
| vs Texas          | 11/09/18 | *  | 33  | 8   | 15  | .533  | 0    | 0 | .000 | 4    | 9   | .444  | 2    | 10 | 12  | 12.0 | 3   | 0  | 0 | 6  | 2   | 1   | 20  | 20.0 |      |
| UC DAVIS          | 11/12/18 | *  | 28  | 3   | 3   | 1.000 | 0    | 0 | .000 | 6    | 9   | .667  | 0    | 4  | 4   | 8.0  | 2   | 0  | 2 | 6  | 4   | 0   | 12  | 16.0 |      |
| INDIANA           | 11/18/18 | *  | 31  | 12  | 15  | .800  | 0    | 0 | .000 | 3    | 8   | .375  | 5    | 7  | 12  | 9.3  | 2   | 0  | 0 | 3  | 3   | 2   | 27  | 19.7 |      |
| MONTANA STATE     | 11/21/18 | *  | 23  | 8   | 8   | 1.000 | 0    | 0 | .000 | 0    | 2   | .000  | 2    | 5  | 7   | 8.8  | 2   | 0  | 0 | 2  | 1   | 1   | 16  | 18.8 |      |
| UT ARLINGTON      | 11/23/18 | *  | 23  | 6   | 10  | .600  | 0    | 0 | .000 | 9    | 10  | .900  | 2    | 3  | 5   | 8.0  | 4   | 0  | 0 | 1  | 0   | 2   | 21  | 19.2 |      |
| FIU               | 12/01/18 | *  | 23  | 9   | 12  | .750  | 0    | 0 | .000 | 5    | 8   | .625  | 4    | 8  | 12  | 8.7  | 4   | 0  | 0 | 3  | 4   | 1   | 23  | 19.8 |      |
| at Colorado State | 12/05/18 | *  | 22  | 5   | 12  | .417  | 0    | 0 | .000 | 2    | 4   | .500  | 3    | 6  | 9   | 8.7  | 2   | 0  | 3 | 1  | 3   | 1   | 12  | 18.7 |      |
| WESTERN KENTUCKY  | 12/08/18 | *  | 32  | 7   | 12  | .583  | 0    | 0 | .000 | 3    | 3   | 1.000 | 4    | 5  | 9   | 8.8  | 1   | 0  | 1 | 2  | 2   | 1   | 17  | 18.5 |      |
| vs UTSA           | 12/15/18 | *  | 29  | 4   | 6   | .667  | 0    | 0 | .000 | 5    | 8   | .625  | 2    | 12 | 14  | 9.3  | 0   | 0  | 0 | 4  | 2   | 1   | 13  | 17.9 |      |
| Totals            |          |    | 9   | 244 | 62  | 93    | .667 | 0 | 0    | .000 | 37  | 61    | .607 | 24 | 60  | 84   | 9.3 | 20 | 0 | 6  | 28  | 21  | 10  | 161  | 17.9 |

Assists/game: 0.7  
Turnovers/game: 3.1  
Assist/turnover ratio: 0.2  
Steals/game: 1.1  
Blocks/game: 2.3



### • PERSONAL BESTS •

#### POINTS

Season: 27 vs. Indiana (11/18/18) SEC: 21 vs. Auburn (02/27/18)  
Career: 27 vs. Indiana (11/18/18) SEC: 21 vs. Auburn (02/27/18)

#### FIELD GOALS MADE

Season: 12 vs. Indiana (11/18/18) SEC: 10 vs. Auburn (02/27/18)  
Career: 12 vs. Indiana (11/18/18) SEC: 10 vs. Auburn (02/27/18)

#### FIELD GOALS ATTEMPTED

Season: 15 vs. Indiana (11/18/18) SEC: 15 vs. Auburn (02/27/18)  
Career: 15 (3x), last vs. Ind. (11/18/18) SEC: 15 vs. Auburn (02/27/18)

#### 3-POINT FIELD GOALS MADE

Season: -- SEC: --  
Career: -- SEC: --

#### 3-POINT FG ATTEMPTS

Season: -- SEC: --  
Career: -- SEC: --

#### FREE THROWS MADE

Season: 9 vs UTA (11/23/18) SEC: 7 at Ole Miss (02/13/18)  
Career: 9 vs UTA (11/23/18) SEC: 7 at Ole Miss (02/13/18)

#### FREE THROWS ATTEMPTED

Season: 10 vs UTA (11/23/18) SEC: 10 at Ole Miss (02/13/18)  
Career: 10 (2x), last vs. UTA (11/23/18) SEC: 10 at Ole Miss (02/13/18)

#### REBOUNDS

Season: 14 vs. UTSA (12/15/18) SEC: 11 at Florida (01/17/18)  
Career: 14 vs. UTSA (12/15/18) SEC: 11 at Florida (01/17/18)

#### ASSISTS

Season: 3 at Colorado State (12/05/18) SEC: 2 (4x), last vs Auburn (02/27/18)  
Career: 4 vs. Oral Roberts (12/19/17) SEC: 2 (4x), last vs Auburn (02/27/18)

#### STEALS

Season: 2 (2x), last vs. UTA (11/23/18) SEC: 3 vs. Ole Miss (01/20/18)  
Career: 3 vs. Ole Miss (01/20/18) SEC: 3 vs. Ole Miss (01/20/18)

#### BLOCKED SHOTS

Season: 4 (2x), last vs FIU (12/01/18) SEC: 7 (2x), last vs. Auburn (02/27/18)  
Career: 7 (2x), last vs. Auburn (02/27/18) SEC: 7 (2x), last vs. Auburn (02/27/18)

#### MINUTES

Season: 33 vs. Texas (11/09/18) SEC: 33 vs. Tennessee (12/30/17)  
Career: 33 (2x), last vs. TX (11/09/18) SEC: 33 vs. Tennessee (12/30/17)

## DANIEL GAFFORD CAREER STATISTICS

| Year    | GP | GS | Min  | Avg  | FG  | FGA | Pct  | 3FG | 3FGA | Pct  | FT  | FTA | Pct  | Off | Def | Tot | Avg | PF  | FO | Ast | TO | Blk | Stl | Pts | Avg  |
|---------|----|----|------|------|-----|-----|------|-----|------|------|-----|-----|------|-----|-----|-----|-----|-----|----|-----|----|-----|-----|-----|------|
| 2017-18 | 35 | 26 | 790  | 22.6 | 164 | 271 | .605 | 0   | 0    | .000 | 85  | 161 | .528 | 77  | 140 | 217 | 6.2 | 114 | 3  | 24  | 37 | 76  | 19  | 413 | 11.8 |
| 2018-19 | 9  | 9  | 244  | 27.1 | 62  | 93  | .667 | 0   | 0    | .000 | 37  | 61  | .607 | 24  | 60  | 84  | 9.3 | 20  | 0  | 6   | 28 | 21  | 10  | 161 | 17.9 |
| TOTAL   | 44 | 35 | 1034 | 23.5 | 226 | 364 | .621 | 0   | 0    | .000 | 122 | 222 | .550 | 101 | 200 | 301 | 6.8 | 134 | 3  | 30  | 65 | 97  | 29  | 574 | 13.0 |





# 11 KEYSHAWN EMBERY-SIMPSON

G, Fr., 6-3, 202 | Midwest City, Okla. / IMG (Fla.) Academy

## 2018-19 (Fr.) HIGHLIGHTS:

- Averaging 14.3 minutes off the bench second-best average (Sills and Chaney leads at 15.8).
- Did not commit a turnover until game five (vs. UTA) ... Only has five for the season.
- Scored seven points versus UC Davis, including five in the second half.
- Posted season highs versus FIU with three assists and three steals, while scoring seven points and adding three rebounds.
- Pumped in season-best 14 points at Colorado State, including eight in the first half to keep the Razorbacks in the lead while Daniel Gafford was on the bench in foul trouble ... Was 5-of-6 from the field, including 4-of-5 from 3-point range.



## #11 KEYSHAWN EMBERY-SIMPSON 2018-19 GAME STATS

| Opponent          | Date     | GS | Min | FG FGA | Pct  | 3FGFGA | Pct | FT FTA | Pct  | O | D     | Tot  | Avg | PF | FO  | A   | TO | Blk | Stl | Pts | Avg |     |     |     |
|-------------------|----------|----|-----|--------|------|--------|-----|--------|------|---|-------|------|-----|----|-----|-----|----|-----|-----|-----|-----|-----|-----|-----|
| vs Texas          | 11/09/18 | 9  | 0   | 2      | .000 | 0      | 0   | .000   | 0    | 1 | .000  | 1    | 1   | 2  | 2.0 | 0   | 0  | 0   | 0   | 0   | 0   | 0.0 |     |     |
| UC DAVIS          | 11/12/18 | 18 | 2   | 6      | .333 | 1      | 4   | .250   | 2    | 2 | 1.000 | 0    | 0   | 0  | 1.0 | 1   | 0  | 1   | 0   | 0   | 2   | 7   | 3.5 |     |
| INDIANA           | 11/18/18 | 14 | 1   | 5      | .200 | 0      | 2   | .000   | 0    | 0 | .000  | 0    | 2   | 2  | 1.3 | 3   | 0  | 1   | 0   | 1   | 0   | 2   | 3.0 |     |
| MONTANA STATE     | 11/21/18 | 17 | 2   | 5      | .400 | 2      | 5   | .400   | 0    | 0 | .000  | 0    | 0   | 0  | 1.0 | 1   | 0  | 1   | 0   | 0   | 1   | 6   | 3.8 |     |
| UT ARLINGTON      | 11/23/18 | 18 | 0   | 5      | .000 | 0      | 4   | .000   | 2    | 2 | 1.000 | 0    | 3   | 3  | 1.4 | 1   | 0  | 0   | 1   | 0   | 0   | 2   | 3.4 |     |
| FIU               | 12/01/18 | 18 | 3   | 5      | .600 | 1      | 3   | .333   | 0    | 2 | .000  | 0    | 3   | 3  | 1.7 | 1   | 0  | 3   | 2   | 0   | 3   | 7   | 4.0 |     |
| at Colorado State | 12/05/18 | 16 | 5   | 6      | .833 | 4      | 5   | .800   | 0    | 0 | .000  | 1    | 1   | 2  | 1.7 | 2   | 0  | 2   | 0   | 0   | 1   | 14  | 5.4 |     |
| WESTERN KENTUCKY  | 12/08/18 | 8  | 0   | 2      | .000 | 0      | 2   | .000   | 0    | 0 | .000  | 0    | 0   | 0  | 1.5 | 2   | 0  | 0   | 1   | 0   | 0   | 0   | 4.8 |     |
| vs UTSA           | 12/15/18 | 11 | 0   | 2      | .000 | 0      | 2   | .000   | 2    | 4 | .500  | 0    | 0   | 0  | 1.3 | 2   | 0  | 0   | 1   | 1   | 0   | 2   | 4.4 |     |
| Totals            |          | 0  | 129 | 13     | 38   | .342   | 8   | 27     | .296 | 6 | 11    | .545 | 2   | 10 | 12  | 1.3 | 13 | 0   | 8   | 5   | 2   | 7   | 40  | 4.4 |

Assists/game: 0.9  
Turnovers/game: 0.6  
Assist/turnover ratio: 1.6  
Steals/game: 0.8  
Blocks/game: 0.2

## • PERSONAL BESTS •

### POINTS

Season: 14 at Colorado State (12/05/18) SEC: --  
Career: -- SEC: --

### FIELD GOALS MADE

Season: 5 at Colorado State (12/05/18) SEC: --  
Career: -- SEC: --

### FIELD GOALS ATTEMPTED

Season: 6 (2x), last at CSU (12/05/18) SEC: --  
Career: -- SEC: --

### 3-POINT FIELD GOALS MADE

Season: 4 at Colorado State (12/05/18) SEC: --  
Career: -- SEC: --

### 3-POINT FG ATTEMPTS

Season: 5 (2x), last at CSU (12/05/18) SEC: --  
Career: -- SEC: --

### FREE THROWS MADE

Season: 2 (3x) last vs. UTSA (12/15/18) SEC: --  
Career: -- SEC: --

### FREE THROWS ATTEMPTED

Season: 4 vs. UTSA (12/15/18) SEC: --  
Career: -- SEC: --

### REBOUNDS

Season: 3 (2x) last vs. FIU (12/01/18) SEC: --  
Career: -- SEC: --

### ASSISTS

Season: 3 vs. FIU (12/01/18) SEC: --  
Career: -- SEC: --

### STEALS

Season: 3 vs. FIU (12/01/18) SEC: --  
Career: -- SEC: --

### BLOCKED SHOTS

Season: 1 (2x), last vs. UTSA (12/15/18) SEC: --  
Career: -- SEC: --

### MINUTES

Season: 18 (3x) last vs. FIU (12/01/18) SEC: --  
Career: -- SEC: --

## KEYSHAWN EMBERY-SIMPSON CAREER STATISTICS

| Year    | GP | GS | Min | Avg  | FG | FGA | Pct  | 3FG | 3FGA | Pct  | FT | FTA | Pct  | Off | Def | Tot | Avg | PF | FO | Ass | TO | Blk | Stl | Pts | Avg |
|---------|----|----|-----|------|----|-----|------|-----|------|------|----|-----|------|-----|-----|-----|-----|----|----|-----|----|-----|-----|-----|-----|
| 2018-19 | 9  | 0  | 129 | 14.3 | 13 | 38  | .342 | 8   | 27   | .296 | 6  | 11  | .545 | 2   | 10  | 12  | 1.3 | 13 | 0  | 8   | 5  | 2   | 7   | 40  | 4.4 |



## 13 MASON JONES

G, So., 6-5, 207 | Desoto, Texas / Triple A Acad. / Connors State CC

- Led the team in scoring in three times (UC Davis - 21; Montana State - 18; Colorado State - 16)
- Scored in double figures in seven of nine games.

### IN THE SEC

- 8th in the SEC in 3-pt FG made per game (2.33)
- 11th SEC in defensive rebounds per game (4.89)
- 11th SEC in free throw pct (.789)

### 2018-19 (So.) HIGHLIGHTS:

- Second on the team in rebounding (5.3) and assists (26) while ranking third in scoring (13.4). ... 4th on team with 22 deflections.
- Has made Arkansas' first basket of the game in four times (Texas, UC Davis, Montana State) and Colorado State - all 3-pointers.
- Led the team in scoring (21) and rebounds (8) in the UC Davis win ... 15 of those points came in the first half (5-of-6 FG - 4-5 3FG) ... 7 of his 8 boards came in the 2nd half.
- Hit (and missed) the game-winning free throw versus Indiana with 2.5 seconds left ... Finished with 11 points, five rebounds and seven assists ... Was first Razorback since Jan. 2012 to play at least 35 minutes, have at least 7 assists and commit zero turnovers.
- Scored a team-best 18 points in the Montana State win, making 6-of-8 from the field (5-of-7 from 3-pt range) ... 16 of those points came in the first half.
- Posted first career double-double - 19 points and 10 rebounds - in the win over FIU ... Was 7-of-9 from free throw line.
- Led the team in scoring (16) at Colorado State ... Got Arkansas off to great start, hitting three, 3-pointers for a 12-2, finished with 16, first-half points.



## #13 MASON JONES 2018-19 GAME STATS

| Opponent          | Date     | GS | Min   | FG FGA | Pct  | 3FG FGA | Pct  | FT FTA | Pct   | O    | D  | Tot | Avg  | PF    | FO  | A   | TO   | Blk  | Stl | Pts | Avg |
|-------------------|----------|----|-------|--------|------|---------|------|--------|-------|------|----|-----|------|-------|-----|-----|------|------|-----|-----|-----|
| vs Texas          | 11/09/18 | *  | 37    | 3 10   | .300 | 2 6     | .333 | 3 4    | .750  | 0 6  | 6  | 6   | 6.0  | 4 0   | 3 4 | 1 0 | 11   | 11.0 |     |     |     |
| UC DAVIS          | 11/12/18 | *  | 31    | 6 10   | .600 | 4 7     | .571 | 5 7    | .714  | 1 7  | 8  | 7.0 | 1 0  | 2 2   | 0 1 | 21  | 16.0 |      |     |     |     |
| INDIANA           | 11/18/18 | *  | 38    | 3 8    | .375 | 1 4     | .250 | 4 6    | .667  | 0 5  | 5  | 6.3 | 2 0  | 7 0   | 0 1 | 11  | 14.3 |      |     |     |     |
| MONTANA STATE     | 11/21/18 | *  | 21    | 6 8    | .750 | 5 7     | .714 | 1 2    | .500  | 0 3  | 3  | 5.5 | 2 0  | 3 3   | 0 2 | 18  | 15.3 |      |     |     |     |
| UT ARLINGTON      | 11/23/18 | *  | 25    | 0 5    | .000 | 0 3     | .000 | 4 4    | 1.000 | 1 4  | 5  | 5.4 | 4 0  | 0 2   | 0 0 | 4   | 13.0 |      |     |     |     |
| FIU               | 12/01/18 | *  | 25    | 5 8    | .625 | 2 4     | .500 | 7 9    | .778  | 1 9  | 10 | 6.2 | 3 0  | 3 3   | 0 2 | 19  | 14.0 |      |     |     |     |
| at Colorado State | 12/05/18 | *  | 29    | 5 10   | .500 | 4 8     | .500 | 2 2    | 1.000 | 0 4  | 4  | 5.9 | 2 0  | 4 0   | 0 1 | 16  | 14.3 |      |     |     |     |
| WESTERN KENTUCKY  | 12/08/18 | *  | 29    | 5 11   | .455 | 3 8     | .375 | 2 2    | 1.000 | 1 2  | 3  | 5.5 | 2 0  | 1 1   | 0 1 | 15  | 14.4 |      |     |     |     |
| vs UTSA           | 12/15/18 | *  | 27    | 2 7    | .286 | 0 2     | .000 | 2 2    | 1.000 | 0 4  | 4  | 5.3 | 5 1  | 3 3   | 0 0 | 6   | 13.4 |      |     |     |     |
| Totals            |          |    | 9 262 | 35 77  | .455 | 21 49   | .429 | 30 38  | .789  | 4 44 | 48 | 5.3 | 25 1 | 26 18 | 1 8 | 121 | 13.4 |      |     |     |     |

Assists/game: 2.9  
Turnovers/game: 2.0  
Assist/turnover ratio: 1.4  
Steals/game: 0.9  
Blocks/game: 0.1

### • PERSONAL BESTS •

#### POINTS

Season: 21 vs. UC Davis (11/12/18)  
Career: --

SEC: --  
SEC: --

#### FIELD GOALS MADE

Season: 6 vs. UC Davis (11/12/18)  
Career: --

SEC: --  
SEC: --

#### FIELD GOALS ATTEMPTED

Season: 11 vs. Western Ky. (12/08/18)  
Career: --

SEC: --  
SEC: --

#### 3-POINT FIELD GOALS MADE

Season: 5 vs. Montana State (11/21/18)  
Career: --

SEC: --  
SEC: --

#### 3-POINT FG ATTEMPTS

Season: 8 (2x), last vs. WKU (12/08/18)  
Career: --

SEC: --  
SEC: --

#### FREE THROWS MADE

Season: 7 vs. FIU (12/01/18)  
Career: --

SEC: --  
SEC: --

#### FREE THROWS ATTEMPTED

Season: 9 vs. FIU (12/01/18)  
Career: --

SEC: --  
SEC: --

#### REBOUNDS

Season: 10 vs. FIU (12/01/18)  
Career: --

SEC: --  
SEC: --

#### ASSISTS

Season: 7 vs. Indiana (11/18/18)  
Career: --

SEC: --  
SEC: --

#### STEALS

Season: 2 (2x) last vs. FIU (12/01/18)  
Career: --

SEC: --  
SEC: --

#### BLOCKED SHOTS

Season: 1 vs. Texas (11/09/18)  
Career: --

SEC: --  
SEC: --

#### MINUTES

Season: 38 vs. Indiana (11/18/18)  
Career: --

SEC: --  
SEC: --

## MASON JONES CAREER STATISTICS

| Year    | GP | GS | Min | Avg  | FG | FGA | Pct  | 3FG | 3FGA | Pct  | FT | FTA | Pct  | Off | Def | Tot | Avg | PF | FO | Ast | TO | Blk | Stl | Pts | Avg  |
|---------|----|----|-----|------|----|-----|------|-----|------|------|----|-----|------|-----|-----|-----|-----|----|----|-----|----|-----|-----|-----|------|
| 2018-19 | 9  | 9  | 262 | 29.1 | 35 | 77  | .455 | 21  | 49   | .429 | 30 | 38  | .789 | 4   | 44  | 48  | 5.3 | 25 | 1  | 26  | 18 | 1   | 8   | 121 | 13.4 |



# 15 JONATHAN HOLMES

**G, Jr., 5-10, 190 | Columbia, Ill. / Columbia HS**

## 2018-19 (Jr.) HIGHLIGHTS:

- Fan favorite.
- Was the only player on the roster that had made a 3-pointer in an Arkansas uniform to start the season, hitting two last season.



## • PERSONAL BESTS •

### POINTS

Season: -- SEC: 2 (2x), last vs. Vandy (02/10/18)  
Career: 3, (2x), last vs. ORU (12/19/17) SEC: 2 (2x), last vs. Vandy (02/10/18)

### FIELD GOALS MADE

Season: -- SEC: 1 vs. Vanderbilt (02/10/18)  
Career: 1 (7x), last vs. Vandy (02/10/18) SEC: 1 vs. Vanderbilt (02/10/18)

### FIELD GOALS ATTEMPTED

Season: 3 vs. Montana State (11/21/18) SEC: 1 (2x), last vs. TX A&M (02/14/18)  
Career: 3 vs. Montana State (11/21/18) SEC: 1 (5x), last vs. TX A&M (02/14/18)

### 3-POINT FIELD GOALS MADE

Season: -- SEC: 1 (2x), last vs. Troy (12/16/17)  
Career: 1 (2x), last vs. Troy (12/16/17) SEC: --

### 3-POINT FG ATTEMPTS

Season: 2 vs. Montana State (11/21/18) SEC: --  
Career: 2 vs. Austin Peay (12/03/16) SEC: 1 (2x), last vs. Ole Miss (02/18/17)

### FREE THROWS MADE

Season: -- SEC: --  
Career: 1 vs. Samford (11/10/17) SEC: --

### FREE THROWS ATTEMPTED

Season: -- SEC: --  
Career: 2 vs. Samford (11/10/17) SEC: --

### REBOUNDS

Season: -- SEC: 1 vs. Vanderbilt (02/10/18)  
Career: 1 (4x), last vs. Vandy (02/10/18) SEC: 1 vs. Vanderbilt (02/10/18)

### ASSISTS

Season: -- SEC: --  
Career: 1 vs. Samford (11/10/17) SEC: --

### STEALS

Season: -- SEC: --  
Career: 1 vs. Bucknell (11/12/17) SEC: --

### BLOCKED SHOTS

Season: -- SEC: --  
Career: -- SEC: --

### MINUTES

Season: 3 (2x) last vs. FIU (12/01/18) SEC: 1 (2x), last vs. TX A&M (02/17/18)  
Career: 4 vs. UConn (11/26/17) SEC: 1 (5x), last vs. TX A&M (02/17/18)

## #15 JONATHAN HOLMES 2018-19 GAME STATS

| Opponent          | Date     | GS  | Min | FG FGA | Pct  | 3FG FGA | Pct | FT FTA | Pct  | O | D | Tot | Avg | PF | FO | A | TO | Blk | Stl | Pts | Avg |
|-------------------|----------|-----|-----|--------|------|---------|-----|--------|------|---|---|-----|-----|----|----|---|----|-----|-----|-----|-----|
| vs Texas          | 11/09/18 | DNP |     |        |      |         |     |        |      |   |   |     |     |    |    |   |    |     |     |     |     |
| UC DAVIS          | 11/12/18 | DNP |     |        |      |         |     |        |      |   |   |     |     |    |    |   |    |     |     |     |     |
| INDIANA           | 11/18/18 | DNP |     |        |      |         |     |        |      |   |   |     |     |    |    |   |    |     |     |     |     |
| MONTANA STATE     | 11/21/18 | 3   | 0   | 3      | .000 | 0       | 2   | .000   | 0    | 0 | 0 | 0   | 0.0 | 1  | 0  | 0 | 0  | 0   | 0   | 0   | 0.0 |
| UT ARLINGTON      | 11/23/18 | 1   | 0   | 1      | .000 | 0       | 0   | .000   | 0    | 0 | 0 | 0   | 0.0 | 0  | 0  | 0 | 0  | 0   | 0   | 0   | 0.0 |
| FIU               | 12/01/18 | 3   | 0   | 1      | .000 | 0       | 1   | .000   | 0    | 0 | 0 | 0   | 0.0 | 0  | 0  | 0 | 0  | 0   | 0   | 0   | 0.0 |
| at Colorado State | 12/05/18 | DNP |     |        |      |         |     |        |      |   |   |     |     |    |    |   |    |     |     |     |     |
| WESTERN KENTUCKY  | 12/08/18 | DNP |     |        |      |         |     |        |      |   |   |     |     |    |    |   |    |     |     |     |     |
| vs UTSA           | 12/15/18 | DNP |     |        |      |         |     |        |      |   |   |     |     |    |    |   |    |     |     |     |     |
| <b>Totals</b>     |          | 0   | 7   | 0      | 5    | .000    | 0   | 3      | .000 | 0 | 0 | 0   | 0.0 | 1  | 0  | 0 | 0  | 0   | 0   | 0   | 0.0 |

Games played: 3  
Minutes/game: 2.3  
FG Pct: 0.0  
3FG Pct: 0.0

## JONATHAN HOLMES CAREER STATISTICS

| Year         | GP | GS | Min | Avg | FG | FGA | Pct  | 3FG | 3FGA | Pct  | FT | FTA | Pct  | Off | Def | Tot | Avg | PF | FO | Ast | TO | Blk | Stl | Pts | Avg |
|--------------|----|----|-----|-----|----|-----|------|-----|------|------|----|-----|------|-----|-----|-----|-----|----|----|-----|----|-----|-----|-----|-----|
| 2016-17      | 6  | 0  | 7   | 1.2 | 1  | 5   | .200 | 0   | 4    | .000 | 0  | 0   | .000 | 0   | 1   | 1   | 0.2 | 1  | 0  | 0   | 0  | 0   | 0   | 2   | 0.3 |
| 2017-18      | 11 | 0  | 18  | 1.6 | 6  | 15  | .400 | 2   | 6    | .333 | 1  | 2   | .500 | 2   | 1   | 3   | 0.3 | 1  | 0  | 1   | 2  | 0   | 1   | 15  | 1.4 |
| 2018-19      | 3  | 0  | 7   | 2.3 | 0  | 5   | .000 | 0   | 3    | .000 | 0  | 0   | .000 | 0   | 0   | 0   | 0.0 | 1  | 0  | 0   | 0  | 0   | 0   | 0   | 0.0 |
| <b>TOTAL</b> | 20 | 0  | 32  | 1.6 | 7  | 25  | .280 | 2   | 13   | .154 | 1  | 2   | .500 | 2   | 2   | 4   | 0.2 | 3  | 0  | 1   | 2  | 0   | 1   | 17  | 0.9 |





## 22 GABE OSABUOHEN

F, So., 6-8, 221 | Toronto, Canada / Southwest Christian Acad. (Ark.)

• Pronounced Oh-sah-BOY-en.

### 2018-19 (So.) HIGHLIGHTS:

- Second on the team in charges taken with six ... Has 18 deflections, tops among those coming off the bench.
- First sub off the bench in seven of the first eight games.
- Has been praised by Coach Anderson for having a positive impact on the game in areas other than scoring ... High energy guy off the bench, gets deflections, takes charges and hits

the boards ... Called a "warrior" by Coach Anderson for his play at Colorado State while Daniel Gafford was saddled with foul trouble.

- Hit his first career 3-pointer versus Indiana (missing the five six of his career) at the first half drew to a close to give the Razorbacks a 38-35 lead.



## #15 GABE OSABUOHEN 2018-19 GAME STATS

| Opponent          | Date     | GS | Min | FG | FGA  | Pct  | 3FG | 3FGA  | Pct  | FT | FTA   | Pct  | O  | D  | Tot | Avg | PF | FO | A | TO | Blk | Stl | Pts | Avg |
|-------------------|----------|----|-----|----|------|------|-----|-------|------|----|-------|------|----|----|-----|-----|----|----|---|----|-----|-----|-----|-----|
| vs Texas          | 11/09/18 | 11 | 0   | 4  | .000 | 0    | 1   | .000  | 1    | 2  | .500  | 2    | 1  | 3  | 3.0 | 1   | 0  | 0  | 1 | 1  | 0   | 1   | 1.0 |     |
| UC DAVIS          | 11/12/18 | 14 | 0   | 3  | .000 | 0    | 1   | .000  | 0    | 2  | .000  | 2    | 3  | 5  | 4.0 | 4   | 0  | 1  | 0 | 1  | 1   | 0   | 0.5 |     |
| INDIANA           | 11/18/18 | 10 | 2   | 3  | .667 | 1    | 1   | 1.000 | 0    | 0  | .000  | 0    | 0  | 0  | 2.7 | 2   | 0  | 2  | 4 | 0  | 1   | 5   | 2.0 |     |
| MONTANA STATE     | 11/21/18 | 12 | 2   | 5  | .400 | 0    | 2   | .000  | 2    | 2  | 1.000 | 1    | 1  | 2  | 2.5 | 2   | 0  | 1  | 0 | 0  | 2   | 6   | 3.0 |     |
| UT ARLINGTON      | 11/23/18 | 13 | 0   | 1  | .000 | 0    | 0   | .000  | 0    | 2  | .000  | 1    | 1  | 2  | 2.4 | 5   | 1  | 2  | 2 | 1  | 0   | 0   | 2.4 |     |
| FIU               | 12/01/18 | 19 | 1   | 4  | .250 | 0    | 1   | .000  | 1    | 4  | .250  | 1    | 4  | 5  | 2.8 | 4   | 0  | 1  | 1 | 1  | 1   | 3   | 2.5 |     |
| at Colorado State | 12/05/18 | 9  | 2   | 5  | .400 | 0    | 0   | .000  | 1    | 1  | 1.000 | 3    | 2  | 5  | 3.1 | 3   | 0  | 0  | 0 | 1  | 0   | 5   | 2.9 |     |
| WESTERN KENTUCKY  | 12/08/18 | 7  | 0   | 2  | .000 | 0    | 1   | .000  | 0    | 0  | .000  | 0    | 1  | 1  | 2.9 | 2   | 0  | 0  | 1 | 0  | 0   | 0   | 2.5 |     |
| vs UTSA           | 12/15/18 | 10 | 2   | 6  | .333 | 0    | 1   | .000  | 0    | 0  | .000  | 4    | 0  | 4  | 3.0 | 2   | 0  | 0  | 1 | 0  | 0   | 4   | 2.7 |     |
| Totals            |          | 0  | 105 | 9  | 33   | .273 | 1   | 8     | .125 | 5  | 13    | .385 | 14 | 13 | 27  | 3.0 | 25 | 1  | 7 | 10 | 5   | 24  | 2.7 |     |

Assists/game: 0.8

Turnovers/game: 1.1

Assist/turnover ratio: 0.7

Steals/game: 0.6

Blocks/game: 0.6

## • PERSONAL BESTS •

### POINTS

Season: 6 vs. Montana State (11/21/18) SEC: 6 vs. Texas A&M (02/17/18)

Career: 6 (2x), last vs. MSU (11/21/18) SEC: 6 vs. Texas A&M (02/17/18)

### FIELD GOALS MADE

Season: 2 (4x), last vs. UTSA (12/15/18) SEC: 3 vs. Texas A&M (02/17/18)

Career: 3 vs. Texas A&M (02/17/18) SEC: 3 vs. Texas A&M (02/17/18)

### FIELD GOALS ATTEMPTED

Season: 6 vs. UTSA (12/15/18) SEC: 6 vs. Texas A&M (02/17/18)

Career: 6 (2x), last vs. UTSA (12/15/18) SEC: 6 vs. Texas A&M (02/17/18)

### 3-POINT FIELD GOALS MADE

Season: 1 vs. Indiana (11/18/18) SEC: --

Career: 1 vs. Indiana (11/18/18) SEC: --

### 3-POINT FG ATTEMPTS

Season: 2 vs. Montana State (11/21/18) SEC: 1 (2x), last vs. Fla. (03/09/18)

Career: 2 vs. Montana State (11/21/18) SEC: 1 (2x), last vs. Fla. (03/09/18)

### FREE THROWS MADE

Season: 2 vs. Montana State (11/21/18) SEC: 1 (2x), last at Miss (02/13/18)

Career: 12 vs. Montana State (11/21/18) SEC: 1 (2x), last at Miss (02/13/18)

### FREE THROWS ATTEMPTED

Season: 4 vs. FIU (21/01/18) SEC: 2 (2x), last at Miss (02/13/18)

Career: 4 vs. FIU (12/01/18) SEC: 2 (2x), last at Miss (02/13/18)

### REBOUNDS

Season: 5 (3x) last at CSU (12/05/18) SEC: 4 vs. South Carolina (02/06/18)

Career: 5 (3x) last vs. CSU (12/05/18) SEC: 4 vs. South Carolina (02/06/18)

### ASSISTS

Season: 2 (2x) last vs. UTA (11/23/18) SEC: 2 vs. South Carolina (02/06/18)

Career: 2 (3x) last vs. UTA (11/23/18) SEC: 2 vs. South Carolina (02/06/18)

### STEALS

Season: 2 vs. Montana State (11/21/18) SEC: 1 (2x), last vs. TX A&M (02/17/18)

Career: 2 vs. Montana State (11/21/18) SEC: 1 (2x), last vs. TX A&M (02/17/18)

### BLOCKED SHOTS

Season: 1 (4x), last vs. FIU (12/01/18) SEC: 1 (3x), last vs. TX A&M (02/17/18)

Career: 1 (7x), last vs. FIU (12/01/18) SEC: 1 (3x), last vs. TX A&M (02/17/18)

### MINUTES

Season: 19 vs. FIU (12/01/18) SEC: 17 vs. S. Carolina (02/06/18)

Career: 19 vs. FIU (12/01/18) SEC: 17 vs. S. Carolina (02/06/18)

## GABE OSABUOHEN CAREER STATISTICS

| Year    | GP | GS | Min | Avg  | FG | FGA | Pct  | 3FG | 3FGA | Pct  | FT | FTA | Pct  | Off | Def | Tot | Avg | PF | FO | Ast | TO | Blk | Stl | Pts | Avg |
|---------|----|----|-----|------|----|-----|------|-----|------|------|----|-----|------|-----|-----|-----|-----|----|----|-----|----|-----|-----|-----|-----|
| 2017-18 | 20 | 0  | 136 | 6.8  | 10 | 25  | .400 | 0   | 4    | .000 | 2  | 10  | .200 | 6   | 22  | 28  | 1.4 | 21 | 0  | 7   | 11 | 3   | 3   | 22  | 1.1 |
| 2018-19 | 9  | 0  | 105 | 11.7 | 9  | 33  | .273 | 1   | 8    | .125 | 5  | 13  | .385 | 14  | 13  | 27  | 3.0 | 25 | 1  | 7   | 10 | 5   | 5   | 24  | 2.7 |
| TOTAL   | 29 | 0  | 241 | 8.3  | 19 | 58  | .328 | 1   | 12   | .083 | 7  | 23  | .304 | 20  | 35  | 55  | 1.9 | 46 | 1  | 14  | 21 | 8   | 8   | 46  | 1.6 |



## 24 ETHAN HENDERSON

F, Fr., 6-8, 210 | Little Rock, Ark. / Parkview Magnet HS

### 2018-19 (Fr.) HIGHLIGHTS:

- Had two rebounds and a blocked shot in eight minutes versus Montana State.
- Grabbed two rebounds and dished out first career assist in UTA win.
- Scored first points versus FIU, making a basket and a free throw, and had first steal.



## #24 ETHAN HENDERSON 2018-19 GAME STATS

| Opponent          | Date     | GS  | Min | FG | FGA | Pct   | 3FG | 3FGA | Pct  | FT | FTA | Pct  | O | D | Tot | Avg | PF | FO | A | TO | Blk | Stl | Pts | Avg |
|-------------------|----------|-----|-----|----|-----|-------|-----|------|------|----|-----|------|---|---|-----|-----|----|----|---|----|-----|-----|-----|-----|
| vs Texas          | 11/09/18 | DNP |     |    |     |       |     |      |      |    |     |      |   |   |     |     |    |    |   |    |     |     |     |     |
| UC DAVIS          | 11/12/18 | 2   |     | 0  | 0   | .000  | 0   | 0    | .000 | 0  | 0   | .000 | 0 | 0 | 0   | 0.0 | 1  | 0  | 0 | 1  | 0   | 0   | 0   | 0   |
| INDIANA           | 11/18/18 | DNP |     |    |     |       |     |      |      |    |     |      |   |   |     |     |    |    |   |    |     |     |     |     |
| MONTANA STATE     | 11/21/18 | 8   |     | 0  | 0   | .000  | 0   | 0    | .000 | 0  | 1   | .000 | 1 | 1 | 2   | 1.0 | 1  | 0  | 0 | 2  | 1   | 0   | 0   | 0   |
| UT ARLINGTON      | 11/23/18 | 2   |     | 0  | 0   | .000  | 0   | 0    | .000 | 0  | 0   | .000 | 0 | 2 | 2   | 1.3 | 1  | 0  | 1 | 0  | 0   | 0   | 0   | 0   |
| FIU               | 12/01/18 | 4   |     | 1  | 1   | 1.000 | 0   | 0    | .000 | 1  | 2   | .500 | 0 | 1 | 1   | 1.3 | 0  | 0  | 0 | 0  | 0   | 1   | 3   | 0.8 |
| at Colorado State | 12/05/18 | 2   |     | 0  | 0   | .000  | 0   | 0    | .000 | 0  | 0   | .000 | 0 | 0 | 0   | 1.0 | 0  | 0  | 0 | 0  | 0   | 0   | 0   | 0.6 |
| WESTERN KENTUCKY  | 12/08/18 | DNP |     |    |     |       |     |      |      |    |     |      |   |   |     |     |    |    |   |    |     |     |     |     |
| vs UTSA           | 12/15/18 | DNP |     |    |     |       |     |      |      |    |     |      |   |   |     |     |    |    |   |    |     |     |     |     |
| Totals            |          | 0   | 18  | 1  | 1   | 1.000 | 0   | 0    | .000 | 1  | 3   | .333 | 1 | 4 | 5   | 1.0 | 3  | 0  | 1 | 3  | 1   | 1   | 3   | 0.6 |

Rebounds/game: 1.0  
Assists/game: 0.2  
Turnovers/game: 0.6  
Assist/turnover ratio: 0.3  
Steals/game: 0.2  
Blocks/game: 0.2

### • PERSONAL BESTS •

#### POINTS

Season: 3 vs FIU (12.01/18)

Career: --

SEC: --

SEC: --

#### FIELD GOALS MADE

Season: 1 vs FIU (12.01/18)

Career: --

SEC: --

SEC: --

#### FIELD GOALS ATTEMPTED

Season: 1 vs FIU (12.01/18)

Career: --

SEC: --

SEC: --

#### 3-POINT FIELD GOALS MADE

Season: --

Career: --

SEC: --

SEC: --

#### 3-POINT FG ATTEMPTS

Season: --

Career: --

SEC: --

SEC: --

#### FREE THROWS MADE

Season: 1 vs FIU (12.01/18)

Career: --

SEC: --

SEC: --

#### FREE THROWS ATTEMPTED

Season: 2 vs FIU (12.01/18)

Career: --

SEC: --

SEC: --

#### REBOUNDS

Season: 2 (2x), last vs. UTA (11/23/18)

Career: --

SEC: --

SEC: --

#### ASSISTS

Season: 1 vs UTA (11/23/18)

Career: --

SEC: --

SEC: --

#### STEALS

Season: --

Career: --

SEC: --

SEC: --

#### BLOCKED SHOTS

Season: 1 vs. Montana State (11/21/18)

Career: --

SEC: --

SEC: --

#### MINUTES

Season: 8 vs. Montana State (11/21/18)

Career: --

SEC: --

SEC: --

## ETHAN HENDERSON CAREER STATISTICS

| Year    | GP | GS | Min | Avg | FG | FGA | Pct   | 3FG | 3FGA | Pct  | FT | FTA | Pct  | Off | Def | Tot | Avg | PF | FO | Ast | TO | Blk | Stl | Pts | Avg |
|---------|----|----|-----|-----|----|-----|-------|-----|------|------|----|-----|------|-----|-----|-----|-----|----|----|-----|----|-----|-----|-----|-----|
| 2018-19 | 5  | 0  | 18  | 3.6 | 1  | 1   | 1.000 | 0   | 0    | .000 | 1  | 3   | .333 | 1   | 4   | 5   | 1.0 | 3  | 0  | 1   | 3  | 1   | 1   | 3   | 0.6 |



## 25 JORDAN PHILLIPS

G, Fr., 6-7, 209 | Fort Worth, Texas / Grace Preparatory Academy

### 2018-19 (Fr.) HIGHLIGHTS:

- Had meniscus surgery in the summer and was not cleared to fully practice until Nov. 20.
- Saw first game action in Montana State win and played 10 minutes off the bench.
- Hit two free throws versus UTA for his first career points.
- Made two baskets for four points and had two rebounds versus FIU.



## #25 JORDAN PHILLIPS 2018-19 GAME STATS

| Opponent          | Date     | GS      | Min | FG | FGA | Pct  | 3FG | 3FGA | Pct  | FT | FTA | Pct   | O | D | Tot | Avg | PF | FO | A | TO | Blk | Stl | Pts | Avg |
|-------------------|----------|---------|-----|----|-----|------|-----|------|------|----|-----|-------|---|---|-----|-----|----|----|---|----|-----|-----|-----|-----|
| vs Texas          | 11/09/18 | DNP-Inj |     |    |     |      |     |      |      |    |     |       |   |   |     |     |    |    |   |    |     |     |     |     |
| UC DAVIS          | 11/12/18 | DNP-Inj |     |    |     |      |     |      |      |    |     |       |   |   |     |     |    |    |   |    |     |     |     |     |
| INDIANA           | 11/18/18 | DNP-Inj |     |    |     |      |     |      |      |    |     |       |   |   |     |     |    |    |   |    |     |     |     |     |
| MONTANA STATE     | 11/21/18 | 10      |     | 0  | 5   | .000 | 0   | 2    | .000 | 0  | 0   | .000  | 0 | 1 | 1   | 1.0 | 2  | 0  | 0 | 1  | 0   | 0   | 0   | 0.0 |
| UT ARLINGTON      | 11/23/18 | 4       |     | 0  | 2   | .000 | 0   | 1    | .000 | 2  | 2   | 1.000 | 0 | 1 | 1   | 1.0 | 0  | 0  | 0 | 0  | 0   | 0   | 2   | 1.0 |
| FIU               | 12/01/18 | 9       |     | 2  | 6   | .333 | 0   | 1    | .000 | 0  | 0   | .000  | 1 | 1 | 2   | 1.3 | 2  | 0  | 0 | 0  | 0   | 0   | 4   | 2.0 |
| at Colorado State | 12/05/18 | 4       |     | 0  | 2   | .000 | 0   | 1    | .000 | 0  | 0   | .000  | 0 | 1 | 1   | 1.3 | 1  | 0  | 1 | 0  | 0   | 0   | 0   | 1.5 |
| WESTERN KENTUCKY  | 12/08/18 | DNP     |     |    |     |      |     |      |      |    |     |       |   |   |     |     |    |    |   |    |     |     |     |     |
| vs UTSA           | 12/15/18 | DNP     |     |    |     |      |     |      |      |    |     |       |   |   |     |     |    |    |   |    |     |     |     |     |
| Totals            |          | 0       | 27  | 2  | 15  | .133 | 0   | 5    | .000 | 2  | 2   | 1.000 | 1 | 4 | 5   | 1.3 | 5  | 0  | 1 | 1  | 0   | 0   | 6   | 1.5 |

Assists/game: 0.3  
Turnovers/game: 0.3  
Assist/turnover ratio: 1.0

## • PERSONAL BESTS •

### POINTS

Season: 4 vs FIU (12/01/18)

Career: --

SEC: --

SEC: --

### FIELD GOALS MADE

Season: 2 vs FIU (12/01/18)

Career: --

SEC: --

SEC: --

### FIELD GOALS ATTEMPTED

Season: 6 vs FIU (12/01/18)

Career: --

SEC: --

SEC: --

### 3-POINT FIELD GOALS MADE

Season: --

Career: --

SEC: --

SEC: --

### 3-POINT FG ATTEMPTS

Season: 2 vs. Montana State (11/21/18)

Career: --

SEC: --

SEC: --

### FREE THROWS MADE

Season: 2 vs. UTA (11/23/18)

Career: --

SEC: --

SEC: --

### FREE THROWS ATTEMPTED

Season: 2 vs. UTA (11/23/18)

Career: --

SEC: --

SEC: --

### REBOUNDS

Season: 2 vs FIU (12/01/18)

Career: --

SEC: --

SEC: --

### ASSISTS

Season: 1 at Colorado State (12/05/18)

Career: --

SEC: --

SEC: --

### STEALS

Season: --

Career: --

SEC: --

SEC: --

### BLOCKED SHOTS

Season: --

Career: --

SEC: --

SEC: --

### MINUTES

Season: 10 vs. Montana State (11/21/18)

Career: --

SEC: --

SEC: --

## JORDAN PHILLIPS CAREER STATISTICS

| Year    | GP | GS | Min | Avg | FG | FGA | Pct  | 3FG | 3FGA | Pct  | FT | FTA | Pct   | Off | Def | Tot | Avg | PF | FO | Ast | TO | Blk | Stl | Pts | Avg |
|---------|----|----|-----|-----|----|-----|------|-----|------|------|----|-----|-------|-----|-----|-----|-----|----|----|-----|----|-----|-----|-----|-----|
| 2018-19 | 4  | 0  | 27  | 6.8 | 2  | 15  | .133 | 0   | 5    | .000 | 2  | 2   | 1.000 | 1   | 4   | 5   | 1.3 | 5  | 0  | 1   | 1  | 0   | 0   | 6   | 1.5 |





## 35 REGGIE CHANEY

**F, Fr., 6-8, 222 | Tulsa, Okla. / Findlay Prep (Nev.)**

### IN THE SEC

- 12th in the SEC in blocked shots - average (1.67)
- 12th in the SEC in blocked shots - total (15)

### 2018-19 (Fr.) HIGHLIGHTS:

- Led the team with a season-best eight rebounds versus UT Arlington .. Matched that total at Colorado State.
- Battled foul trouble versus Texas, but still pulled down five rebounds and had a steal in just 11 minutes.
- Was productive in his 13 minutes versus Indiana, getting four points, three rebounds and three blocked shots
- "Started" the second half versus Montana State.
- With Daniel Gafford on the bench at Colorado State in foul trouble in the first half, Chaney stepped up and played a key role in the Razorbacks maintaining the lead ... Had nine points and five rebounds in the half and finished with a season-best 1 points while tying his season-best with eight rebounds.
- Had his best overall game versus UTSA ... Set or tied career highs in minutes (28), points (11 - tied), assists (4), steals (4) and blocked shots (3 - tied) ... Added five rebounds ... "Started" the second half and he responded by going 5-of-5 from the field with two steals (both inside the first minute-and-a-half), three blocked shots and two assists.



## #35 REGGIE CHANEY 2018-19 GAME STATS

| Opponent          | Date     | GS       | Min        | FG        | FGA       | Pct         | 3FG      | 3FGA     | Pct         | FT       | FTA       | Pct         | O         | D         | Tot       | Avg        | PF        | FO       | A        | TO        | Blk       | Stl      | Pts       | Avg        |
|-------------------|----------|----------|------------|-----------|-----------|-------------|----------|----------|-------------|----------|-----------|-------------|-----------|-----------|-----------|------------|-----------|----------|----------|-----------|-----------|----------|-----------|------------|
| vs Texas          | 11/09/18 | 11       |            | 0         | 1         | .000        | 0        | 0        | .000        | 0        | 0         | .000        | 2         | 3         | 5         | 5.0        | 4         | 0        | 0        | 3         | 0         | 1        | 0         | 0.0        |
| UC DAVIS          | 11/12/18 | 11       |            | 1         | 4         | .250        | 0        | 0        | .000        | 1        | 4         | .250        | 1         | 0         | 1         | 3.0        | 3         | 0        | 0        | 1         | 1         | 0        | 3         | 1.5        |
| INDIANA           | 11/18/18 | 13       |            | 2         | 4         | .500        | 0        | 0        | .000        | 0        | 1         | .000        | 1         | 2         | 3         | 3.0        | 0         | 0        | 0        | 1         | 3         | 0        | 4         | 2.3        |
| MONTANA STATE     | 11/21/18 | 18       |            | 4         | 6         | .667        | 0        | 0        | .000        | 0        | 0         | .000        | 2         | 3         | 5         | 3.5        | 4         | 0        | 1        | 2         | 1         | 0        | 8         | 3.8        |
| UT ARLINGTON      | 11/23/18 | 18       |            | 4         | 7         | .571        | 0        | 0        | .000        | 0        | 2         | .000        | 2         | 6         | 8         | 4.4        | 3         | 0        | 0        | 3         | 1         | 0        | 8         | 4.6        |
| FIU               | 12/01/18 | 10       |            | 1         | 2         | .500        | 0        | 0        | .000        | 0        | 0         | .000        | 0         | 0         | 0         | 3.7        | 2         | 0        | 0        | 0         | 2         | 1        | 2         | 4.2        |
| at Colorado State | 12/05/18 | 19       |            | 5         | 8         | .625        | 0        | 0        | .000        | 1        | 3         | .333        | 3         | 5         | 8         | 4.3        | 3         | 0        | 0        | 1         | 3         | 0        | 11        | 5.1        |
| WESTERN KENTUCKY  | 12/08/18 | 14       |            | 2         | 4         | .500        | 0        | 0        | .000        | 0        | 0         | .000        | 0         | 4         | 4         | 4.3        | 0         | 0        | 0        | 1         | 1         | 0        | 4         | 5.0        |
| vs UTSA           | 12/15/18 | 28       |            | 5         | 7         | .714        | 0        | 0        | .000        | 1        | 2         | .500        | 1         | 4         | 5         | 4.3        | 2         | 0        | 4        | 0         | 3         | 4        | 11        | 5.7        |
| <b>Totals</b>     |          | <b>0</b> | <b>142</b> | <b>24</b> | <b>43</b> | <b>.558</b> | <b>0</b> | <b>0</b> | <b>.000</b> | <b>3</b> | <b>12</b> | <b>.250</b> | <b>12</b> | <b>27</b> | <b>39</b> | <b>4.3</b> | <b>21</b> | <b>0</b> | <b>5</b> | <b>12</b> | <b>15</b> | <b>6</b> | <b>51</b> | <b>5.7</b> |

Assists/game: 0.6  
Turnovers/game: 1.3  
Assist/turnover ratio: 0.4  
Steals/game: 0.7  
Blocks/game: 1.7

### • PERSONAL BESTS •

#### POINTS

Season: 11 (2x), last vs. UTSA (12/15/18) SEC: --  
Career: -- SEC: --

#### FIELD GOALS MADE

Season: 5 (2x), last vs. UTSA (12/15/18) SEC: --  
Career: -- SEC: --

#### FIELD GOALS ATTEMPTED

Season: 8 at Colorado State (12/05/18) SEC: --  
Career: -- SEC: --

#### 3-POINT FIELD GOALS MADE

Season: -- SEC: --  
Career: -- SEC: --

#### 3-POINT FG ATTEMPTS

Season: -- SEC: --  
Career: -- SEC: --

#### FREE THROWS MADE

Season: 1 (3x), last vs. UTSA (12/15/18) SEC: --  
Career: -- SEC: --

#### FREE THROWS ATTEMPTED

Season: 4 vs. UC Davis (11/12/18) SEC: --  
Career: -- SEC: --

#### REBOUNDS

Season: 8 (2x), last at CSU (12/05/18) SEC: --  
Career: -- SEC: --

#### ASSISTS

Season: 4 vs. UTSA (12/15/18) SEC: --  
Career: -- SEC: --

#### STEALS

Season: 4 vs. UTSA (12/15/18) SEC: --  
Career: -- SEC: --

#### BLOCKED SHOTS

Season: 3 (3x), last vs. UTSA (12/15/18) SEC: --  
Career: -- SEC: --

#### MINUTES

Season: 28 vs. UTSA (12/15/18) SEC: --  
Career: -- SEC: --

## REGGIE CHANEY CAREER STATISTICS

| Year    | GP | GS | Min | Avg  | FG | FGA | Pct  | 3FG | 3FGA | Pct  | FT | FTA | Pct  | Off | Def | Tot | Avg | PF | FO | Ast | TO | Blk | Stl | Pts | Avg |
|---------|----|----|-----|------|----|-----|------|-----|------|------|----|-----|------|-----|-----|-----|-----|----|----|-----|----|-----|-----|-----|-----|
| 2018-19 | 9  | 0  | 142 | 15.8 | 24 | 43  | .558 | 0   | 0    | .000 | 3  | 12  | .250 | 12  | 27  | 39  | 4.3 | 21 | 0  | 5   | 12 | 15  | 6   | 51  | 5.7 |

# ARKANSAS RAZORBACKS

## 2018-19 SEASON RESULTS & LEADERS

|                |         |      |      |         |
|----------------|---------|------|------|---------|
| RECORD:        | OVERALL | HOME | AWAY | NEUTRAL |
| ALL GAMES      | 7-2     | 5-1  | 1-0  | 1-1     |
| CONFERENCE     | 0-0     | 0-0  | 0-0  | 0-0     |
| NON-CONFERENCE | 7-2     | 5-1  | 1-0  | 1-1     |

| DATE        | TIME (CT) | OPPONENT            | TV                   | RESULT       | ATTEND | RECORD (SEC) | HIGH POINTS        | HIGH REBOUNDS      |
|-------------|-----------|---------------------|----------------------|--------------|--------|--------------|--------------------|--------------------|
| 11/09/18    | 6:00 pm   | # vs Texas          | ESPN                 | (ot) 71-73 L | 1400   | 0-1          | (20)Daniel Gafford | (12)Daniel Gafford |
| 11/12/18    | 7:00 pm   | + UC DAVIS          | SEC Network +        | W 81-58      | 13444  | 1-1          | (20)Mason Jones    | (8)Mason Jones     |
| 11/18/18    | 2:30 pm   | + INDIANA           | ESPN                 | W 73-72      | 17456  | 2-1          | (27)Daniel Gafford | (12)Daniel Gafford |
| 11/21/18    | 7:00 pm   | + MONTANA STATE     | SEC Network +        | W 90-68      | 13698  | 3-1          | (18)Mason Jones    | (7)Daniel Gafford  |
| 11/23/18    | 7:00 pm   | + UT ARLINGTON      | SEC Network +        | W 78-60      | 17403  | 4-1          | (21)Daniel Gafford | (8)Reggie Chaney   |
| 12/01/18    | 7:00 pm   | FIU                 | SEC Network +        | W 121-89     | 13763  | 5-1          | (34)Isaiah Joe     | (12)Daniel Gafford |
| 12/05/18    | 9:00 pm   | at Colorado State   | CBS Sports Network   | W 98-74      | 3238   | 6-1          | (16)Mason Jones    | (9)Daniel Gafford  |
| 12/08/18    | 2:30 pm   | WESTERN KENTUCKY    | SEC Network          | 77-78 L      | 14488  | 6-2          | (19)Isaiah Joe     | (9)Daniel Gafford  |
| 12/15/18    | 7:00 pm   | ! vs UTSA           | --                   | W 79-67      | 13728  | 7-2          | (21)Isaiah Joe     | (14)Daniel Gafford |
| 12/19/18    | 8:00 pm   | GEORGIA TECH        | SEC Network          |              |        |              |                    |                    |
| 12/22/18    | 1:00 pm   | TEXAS STATE         | SEC Network          |              |        |              |                    |                    |
| 12/28/18    | 7:00 pm   | AUSTIN PEAY         | SEC Network +        |              |        |              |                    |                    |
| 01/05/19    | 5:00 pm   | * at Texas A&M      | SEC Network          |              |        |              |                    |                    |
| 01/09/19    | 7:00 pm   | * FLORIDA           | SEC Network          |              |        |              |                    |                    |
| 01/12/19    | 5:00 pm   | * LSU               | SEC Network          |              |        |              |                    |                    |
| 01/15/19    | 6:00 pm   | * at Tennessee      | ESPN/ESPN2/ESPNU/SEC |              |        |              |                    |                    |
| 01/19/19    | Noon      | * at Ole Miss       | SEC Network          |              |        |              |                    |                    |
| 01/23/19    | 8:00 pm   | * MISSOURI          | SEC Network          |              |        |              |                    |                    |
| 01/26/19    | 5:00 pm   | % at Texas Tech     | ESPN/ESPN2           |              |        |              |                    |                    |
| 01/29/19    | 6:00 pm   | * GEORGIA           | ESPNU                |              |        |              |                    |                    |
| 02/02/19    | 5:00 pm   | * at LSU            | SEC Network          |              |        |              |                    |                    |
| 02/05/19    | 8:00 pm   | * VANDERBILT        | SEC Network          |              |        |              |                    |                    |
| 02/09/19    | 2:30 pm   | * at South Carolina | SEC Network          |              |        |              |                    |                    |
| 02/12/19    | 8:00 pm   | * at Missouri       | ESPN/ESPN2/ESPNU     |              |        |              |                    |                    |
| 02/16/19    | 7:30 pm   | * MISSISSIPPI STATE | SEC Network          |              |        |              |                    |                    |
| 02/20/19    | 7:30 pm   | * at Auburn         | SEC Network          |              |        |              |                    |                    |
| 02/23/19    | 7:30 pm   | * TEXAS A&M         | SEC Network          |              |        |              |                    |                    |
| 02/26/19    | 8:00 pm   | * at Kentucky       | ESPN/ESPN2/SEC       |              |        |              |                    |                    |
| 03/02/19    | Noon      | * OLE MISS          | SEC Network          |              |        |              |                    |                    |
| 03/06/19    | 7:30 pm   | * at Vanderbilt     | SEC Network          |              |        |              |                    |                    |
| 03/09/19    | 5:00 pm   | * ALABAMA           | SEC Network          |              |        |              |                    |                    |
| 03/13-17/19 |           | ^ SEC Tournament    | TBD                  |              |        |              |                    |                    |

Home Games in CAPS | \* - Conference game | # - ESPN Armed Forces Classic (Fort Bliss - El Paso, Texas) | + = Hardwood Classic  
! - at Verizon Arena (North Little Rock, Ark.) | % - Big 12/SEC Challenge | ^ - SEC Tournament (Nashville, Tenn. - Bridgestone Arena)

| ATTENDANCE SUMMARY | GAMES | TOTALS | AVG/GAME |
|--------------------|-------|--------|----------|
| HOME               | 6     | 90252  | 15042    |
| AWAY               | 1     | 3238   | 3238     |
| NEUTRAL            | 2     | 15128  | 7564     |
| TOTAL              | 9     | 108618 | 12069    |

## ARKANSAS RAZORBACKS

### 2018-19 SEASON STATISTICS • ALL GAMES

|                |         |      |      |         |
|----------------|---------|------|------|---------|
| RECORD:        | OVERALL | HOME | AWAY | NEUTRAL |
| ALL GAMES      | 7-2     | 5-1  | 1-0  | 1-1     |
| CONFERENCE     | 0-0     | 0-0  | 0-0  | 0-0     |
| NON-CONFERENCE | 7-2     | 5-1  | 1-0  | 1-1     |

| ##              | Player            | GP | GS | • TOTAL • |      |     | • 3-PTS • |       |     | • REBOUNDS • |      |     | PF FO |       |     | A TO Blk Stl |     |      | Pts | Avg |
|-----------------|-------------------|----|----|-----------|------|-----|-----------|-------|-----|--------------|------|-----|-------|-------|-----|--------------|-----|------|-----|-----|
|                 |                   |    |    | Min       | Avg  | FG  | FGA       | Pct   | 3FG | FGA          | Pct  | FT  | FTA   | Pct   | Off | Def          | Tot | Avg  |     |     |
| 10              | Daniel Gafford    | 9  | 9  | 244       | 27.1 | 62  | 93        | .667  | 0   | 0            | .000 | 37  | 61    | .607  | 24  | 60           | 84  | 9.3  | 20  | 0   |
| 01              | Isaiah Joe        | 9  | 9  | 259       | 28.8 | 49  | 102       | .480  | 38  | 77           | .494 | 16  | 21    | .762  | 5   | 17           | 22  | 2.4  | 16  | 0   |
| 13              | Mason Jones       | 9  | 9  | 262       | 29.1 | 35  | 77        | .455  | 21  | 49           | .429 | 30  | 38    | .789  | 4   | 44           | 48  | 5.3  | 25  | 1   |
| 05              | Jalen Harris      | 9  | 9  | 277       | 30.8 | 26  | 74        | .351  | 2   | 21           | .095 | 30  | 37    | .811  | 5   | 23           | 28  | 3.1  | 17  | 0   |
| 02              | Adrio Bailey      | 9  | 9  | 212       | 23.6 | 30  | 53        | .566  | 1   | 4            | .250 | 17  | 29    | .586  | 7   | 32           | 39  | 4.3  | 28  | 1   |
| 35              | Reggie Chaney     | 9  | 0  | 142       | 15.8 | 24  | 43        | .558  | 0   | 0            | .000 | 3   | 12    | .250  | 12  | 27           | 39  | 4.3  | 21  | 0   |
| 00              | Desi Sills        | 9  | 0  | 142       | 15.8 | 16  | 31        | .516  | 5   | 16           | .313 | 11  | 16    | .688  | 2   | 10           | 12  | 1.3  | 19  | 0   |
| 11              | K. Embery-Simpson | 9  | 0  | 129       | 14.3 | 13  | 38        | .342  | 8   | 27           | .296 | 6   | 11    | .545  | 2   | 10           | 12  | 1.3  | 13  | 0   |
| 22              | Gabe Osabuohien   | 9  | 0  | 105       | 11.7 | 9   | 33        | .273  | 1   | 8            | .125 | 5   | 13    | .385  | 14  | 13           | 27  | 3.0  | 25  | 1   |
| 25              | Jordan Phillips   | 4  | 0  | 27        | 6.8  | 2   | 15        | .133  | 0   | 5            | .000 | 2   | 2     | 1.000 | 1   | 4            | 5   | 1.3  | 5   | 0   |
| 24              | Ethan Henderson   | 5  | 0  | 18        | 3.6  | 1   | 1         | 1.000 | 0   | 0            | .000 | 1   | 3     | .333  | 1   | 4            | 5   | 1.0  | 3   | 0   |
| 15              | Jonathan Holmes   | 3  | 0  | 7         | 2.3  | 0   | 5         | .000  | 0   | 3            | .000 | 0   | 0     | .000  | 0   | 0            | 0   | 0.0  | 1   | 0   |
| 12              | Ty Stevens        | 1  | 0  | 1         | 1.0  | 0   | 0         | .000  | 0   | 0            | .000 | 0   | 0     | .000  | 0   | 0            | 0   | 0.0  | 0   | 0   |
| TEAM.....       |                   |    |    |           |      |     |           |       |     |              |      |     |       |       | 16  | 21           | 37  | 4.1  | 0   |     |
| RAZORBACKS..... |                   |    |    | 9         |      | 267 | 565       | .473  | 76  | 210          | .362 | 158 | 243   | .650  | 93  | 265          | 358 | 39.8 | 193 | 3   |
| Opponents.....  |                   |    |    | 9         |      | 207 | 551       | .376  | 76  | 252          | .302 | 149 | 219   | .680  | 112 | 236          | 348 | 38.7 | 214 | -   |

|                   |     |     |    |       |
|-------------------|-----|-----|----|-------|
| SCORE BY PERIODS: | 1st | 2nd | OT | Total |
| Arkansas          | 368 | 392 | 8  | 768   |
| Opponents         | 294 | 335 | 10 | 639   |

|                    |     |     |       |
|--------------------|-----|-----|-------|
| DEADBALL REBOUNDS: | OFF | DEF | TOTAL |
| Arkansas           | 43  | 9   | 52    |
| Opponents          | 28  | 11  | 39    |



## 2018-19 RAZORBACK GAME-BY-GAME STATISTICS

| Opponent          | Date     | Score  | W/L | • TOTAL • |     |      | • 3-PTRS • |     |      |     |     |      | • REBOUNDS • |     |     |      |     |     |     |     |     |     |      |
|-------------------|----------|--------|-----|-----------|-----|------|------------|-----|------|-----|-----|------|--------------|-----|-----|------|-----|-----|-----|-----|-----|-----|------|
|                   |          |        |     | FG        | FGA | Pct  | 3FG        | FGA | Pct  | FT  | FTA | Pct  | Off          | Def | Tot | Avg  | PF  | A   | TO  | Blk | Stl | Pts | Avg  |
| vs Texas          | 11/09/18 | 71-73  | Lot | 25        | 61  | .410 | 8          | 22  | .364 | 13  | 24  | .542 | 10           | 36  | 46  | 46.0 | 23  | 8   | 18  | 5   | 6   | 71  | 71.0 |
| UC DAVIS          | 11/12/18 | 81-58  | W   | 23        | 49  | .469 | 8          | 20  | .400 | 27  | 41  | .659 | 5            | 26  | 31  | 38.5 | 21  | 14  | 15  | 6   | 10  | 81  | 76.0 |
| INDIANA           | 11/18/18 | 73-72  | W   | 28        | 64  | .438 | 6          | 23  | .261 | 11  | 19  | .579 | 9            | 23  | 32  | 36.3 | 16  | 20  | 12  | 7   | 8   | 73  | 75.0 |
| MONTANA STATE     | 11/21/18 | 90-68  | W   | 37        | 70  | .529 | 11         | 35  | .314 | 5   | 10  | .500 | 10           | 24  | 34  | 35.8 | 25  | 29  | 14  | 4   | 13  | 90  | 78.8 |
| UT ARLINGTON      | 11/23/18 | 78-60  | W   | 21        | 55  | .382 | 2          | 16  | .125 | 34  | 46  | .739 | 14           | 32  | 46  | 37.8 | 25  | 15  | 16  | 4   | 7   | 78  | 78.6 |
| FIU               | 12/01/18 | 121-89 | W   | 42        | 69  | .609 | 13         | 25  | .520 | 24  | 39  | .615 | 10           | 40  | 50  | 39.8 | 28  | 27  | 14  | 11  | 11  | 121 | 85.7 |
| at Colorado State | 12/05/18 | 98-74  | W   | 38        | 73  | .521 | 14         | 28  | .500 | 8   | 14  | .571 | 15           | 31  | 46  | 40.7 | 22  | 28  | 7   | 9   | 8   | 98  | 87.4 |
| WESTERN KENTUCKY  | 12/08/18 | 77-78  | L   | 30        | 69  | .435 | 8          | 25  | .320 | 9   | 16  | .563 | 9            | 25  | 34  | 39.9 | 13  | 10  | 7   | 4   | 6   | 77  | 86.1 |
| vs UTSA           | 12/15/18 | 79-67  | W   | 23        | 55  | .418 | 6          | 16  | .375 | 27  | 34  | .794 | 11           | 28  | 39  | 39.8 | 20  | 17  | 15  | 8   | 7   | 79  | 85.3 |
| Arkansas          |          | 768    |     | 267       | 565 | .473 | 76         | 210 | .362 | 158 | 243 | .650 | 93           | 265 | 358 | 39.8 | 193 | 168 | 118 | 58  | 76  | 768 | 85.3 |
| Opponents         |          | 639    |     | 207       | 551 | .376 | 76         | 252 | .302 | 149 | 219 | .680 | 112          | 236 | 348 | 38.7 | 214 | 111 | 148 | 22  | 51  | 639 | 71.0 |

Assists/game: 18.7

Turnovers/game: 13.1

Assist/turnover ratio: 1.4

Steals/game: 8.4

Blocks/game: 6.4

## 2018-19 OPPONENT GAME-BY-GAME STATISTICS

| Opponent          | Date     | Score  | W/L | • TOTAL • |     |      | • 3-PTRS • |     |      |     |     |      | • REBOUNDS • |     |     |      |     |     |     |     |     |     |      |
|-------------------|----------|--------|-----|-----------|-----|------|------------|-----|------|-----|-----|------|--------------|-----|-----|------|-----|-----|-----|-----|-----|-----|------|
|                   |          |        |     | FG        | FGA | Pct  | 3FG        | FGA | Pct  | FT  | FTA | Pct  | Off          | Def | Tot | Avg  | PF  | A   | TO  | Blk | Stl | Pts | Avg  |
| vs Texas          | 11/09/18 | 71-73  | Lot | 21        | 67  | .313 | 10         | 31  | .323 | 21  | 30  | .700 | 16           | 32  | 48  | 48.0 | 25  | 10  | 14  | 5   | 8   | 73  | 73.0 |
| UC DAVIS          | 11/12/18 | 81-58  | W   | 18        | 56  | .321 | 7          | 29  | .241 | 15  | 18  | .833 | 11           | 25  | 36  | 42.0 | 32  | 11  | 24  | 0   | 3   | 58  | 65.5 |
| INDIANA           | 11/18/18 | 73-72  | W   | 27        | 58  | .466 | 8          | 20  | .400 | 10  | 15  | .667 | 8            | 32  | 40  | 41.3 | 20  | 13  | 18  | 1   | 4   | 72  | 67.7 |
| MONTANA STATE     | 11/21/18 | 90-68  | W   | 21        | 59  | .356 | 11         | 34  | .324 | 15  | 24  | .625 | 18           | 22  | 40  | 41.0 | 17  | 12  | 24  | 0   | 5   | 68  | 67.8 |
| UT ARLINGTON      | 11/23/18 | 78-60  | W   | 18        | 55  | .327 | 6          | 27  | .222 | 18  | 27  | .667 | 9            | 27  | 36  | 40.0 | 34  | 7   | 19  | 2   | 8   | 60  | 66.2 |
| FIU               | 12/01/18 | 121-89 | W   | 31        | 83  | .373 | 6          | 37  | .162 | 21  | 34  | .618 | 20           | 23  | 43  | 40.5 | 27  | 16  | 14  | 2   | 8   | 89  | 70.0 |
| at Colorado State | 12/05/18 | 98-74  | W   | 21        | 54  | .389 | 11         | 23  | .478 | 21  | 30  | .700 | 8            | 24  | 32  | 39.3 | 15  | 16  | 9   | 1   | 4   | 74  | 70.6 |
| WESTERN KENTUCKY  | 12/08/18 | 77-78  | L   | 29        | 58  | .500 | 9          | 22  | .409 | 11  | 17  | .647 | 8            | 29  | 37  | 39.0 | 15  | 18  | 14  | 8   | 4   | 78  | 71.5 |
| vs UTSA           | 12/15/18 | 79-67  | W   | 21        | 61  | .344 | 8          | 29  | .276 | 17  | 24  | .708 | 14           | 22  | 36  | 38.7 | 29  | 8   | 12  | 3   | 7   | 67  | 71.0 |
| Opponents         |          | 639    |     | 207       | 551 | .376 | 76         | 252 | .302 | 149 | 219 | .680 | 112          | 236 | 348 | 38.7 | 214 | 111 | 148 | 22  | 51  | 639 | 71.0 |
| Arkansas          |          | 768    |     | 267       | 565 | .473 | 76         | 210 | .362 | 158 | 243 | .650 | 93           | 265 | 358 | 39.8 | 193 | 168 | 118 | 58  | 76  | 768 | 85.3 |

Assists/game: 12.3

Turnovers/game: 16.4

Assist/turnover ratio: 0.8

Steals/game: 5.7

Blocks/game: 2.4

## ARKANSAS RAZORBACKS

### 2018-19 GAME-BY-GAME POINTS-ASSISTS-REBOUNDS

|          |          |        |     | 00    | 01     | 02     | 05      | 10      | 11             | 12      | 13      | 15     | 22        | 24        | 25       | 35     |
|----------|----------|--------|-----|-------|--------|--------|---------|---------|----------------|---------|---------|--------|-----------|-----------|----------|--------|
| Opponent | Date     | Score  | WL  | SILLS | JOE    | BAILEY | HARRIS  | GAFFORD | EMBERY-SIMPSON | STEVENS | JONES   | HOLMES | OSABUOHEN | HENDERSON | PHILLIPS | CHANEY |
| vs TEX   | 11/09/18 | 71-73  | LOT | 3-1-0 | 17-2-0 | 8-5-1  | 11-5-4  | 20-12-0 | 0-2-0          | DNP     | 11-6-3  | DNP    | 1-3-0     | DNP       | DNP      | 0-5-0  |
| UCD      | 11/12/18 | 81-58  | W   | 2-1-0 | 14-5-2 | 20-4-2 | 2-2-4   | 12-4-2  | 7-0-1          | DNP     | 21-8-2  | DNP    | 0-5-1     | 0-0-0     | DNP      | 3-1-0  |
| IND      | 11/18/18 | 73-72  | W   | 2-1-2 | 13-2-3 | 4-1-1  | 5-2-4   | 27-12-0 | 2-2-1          | DNP     | 11-5-7  | DNP    | 5-0-2     | DNP       | DNP      | 4-3-0  |
| MSU      | 11/21/18 | 90-68  | W   | 5-1-5 | 10-3-5 | 10-3-2 | 11-2-11 | 16-7-0  | 6-0-1          | 0-0-0   | 18-3-3  | 0-0-0  | 6-2-1     | 0-2-0     | 0-1-0    | 8-5-1  |
| UTA      | 11/23/18 | 78-60  | W   | 3-1-2 | 10-3-3 | 14-5-1 | 14-3-6  | 21-5-0  | 2-3-0          | DNP     | 4-5-0   | 0-0-0  | 0-2-2     | 0-2-1     | 2-1-0    | 8-8-0  |
| FIU      | 12/01/18 | 121-89 | W   | 7-3-6 | 34-1-3 | 10-5-1 | 9-3-10  | 23-12-0 | 7-3-3          | DNP     | 19-10-3 | 0-0-0  | 3-5-1     | 3-1-0     | 4-2-0    | 2-0-0  |
| at CSU   | 12/05/18 | 98-74  | W   | 8-1-2 | 14-2-1 | 10-8-3 | 8-5-12  | 12-9-3  | 14-2-2         | DNP     | 16-4-4  | DNP    | 5-5-0     | 0-0-0     | 0-1-1    | 11-8-0 |
| WKU      | 12/08/18 | 77-78  | L   | 9-2-0 | 19-3-1 | 0-5-0  | 13-4-7  | 17-9-1  | 0-0-0          | DNP     | 15-3-1  | DNP    | 0-1-0     | DNP       | DNP      | 4-4-0  |
| vs UTSA  | 12/15/18 | 79-67  | W   | 9-1-0 | 21-1-0 | 2-3-0  | 11-2-10 | 13-14-0 | 2-0-0          | DNP     | 6-4-3   | DNP    | 4-4-0     | DNP       | DNP      | 11-5-4 |

## ARKANSAS RAZORBACKS

### 2018-19 STARTING LINEUPS

| Date    | Opponent          | GUARD | GUARD  | GUARD | FORWARD | FORWARD | Outcome     |
|---------|-------------------|-------|--------|-------|---------|---------|-------------|
| Nov. 09 | vs. Texas         | Joe   | Harris | Jones | Bailey  | Gafford | L, 71-73 ot |
| Nov. 12 | UC DAVIS          | Joe   | Harris | Jones | Bailey  | Gafford | W, 81-58    |
| Nov. 18 | INDIANA           | Joe   | Harris | Jones | Bailey  | Gafford | W, 73-72    |
| Nov. 21 | MONTANA STATE     | Joe   | Harris | Jones | Bailey  | Gafford | W, 90-68    |
| Nov. 23 | UT ARLINGTON      | Joe   | Harris | Jones | Bailey  | Gafford | W, 78-60    |
| Dec. 01 | FIU               | Joe   | Harris | Jones | Bailey  | Gafford | W, 121-89   |
| Dec. 05 | at Colorado State | Joe   | Harris | Jones | Bailey  | Gafford | W, 98-74    |
| Dec. 08 | Western Kentucky  | Joe   | Harris | Jones | Bailey  | Gafford | L, 77-78    |
| Dec. 15 | vs. UTSA          | Joe   | Harris | Jones | Bailey  | Gafford | L, 79-67    |

#### RECORD BY LINEUP:

|     |        |       |        |         |     |
|-----|--------|-------|--------|---------|-----|
| Joe | Harris | Jones | Bailey | Gafford | 7-2 |
|-----|--------|-------|--------|---------|-----|

# ARKANSAS RAZORBACKS

## 2018-19 SPECIALTY STATS (ARKANSAS/OPPONENT)

| Opponent        | Pts in Paint | Pts Off TO | 2nd Chance | Fast Break | Bench   | Ties | Lead Chng | Largest Lead     | Opp Largest Lead | Ark Led | Opp Led | Gm Tied |
|-----------------|--------------|------------|------------|------------|---------|------|-----------|------------------|------------------|---------|---------|---------|
| vs. Texas       | 20 / 20      | 14 / 13    | 6 / 10     | 2 / 2      | 4 / 25  | 6    | 10        | Ark 8 15:02 1st  | Tex 12 9:59 1st  | 14:56   | 26:52   | 3:12    |
| UC Davis        | 26 / 18      | 26 / 8     | 5 / 11     | 4 / 3      | 12 / 17 | 0    | 0         | Ark 24 00:10 2nd | UCD --           | 39:02   | --      | 0:58    |
| Indiana         | 38 / 30      | 14 / 13    | 3 / 13     | 6 / 4      | 13 / 14 | 8    | 9         | Ark 10 17:10 2nd | Ind 5 13:20 1st  | 26:13   | 8:31    | 5:16    |
| Montana St.     | 46 / 16      | 29 / 9     | 7 / 20     | 20 / 3     | 25 / 9  | 0    | 0         | Ark 29 04:56 2nd | MSU --           | 39:55   | --      | 0:05    |
| UT Arlington    | 32 / 22      | 25 / 8     | 14 / 7     | 6 / 2      | 15 / 21 | 0    | 1         | Ark 18 04:20 2nd | UTA 1 19:26 1st  | 38:47   | 0:49    | 0:24    |
| FIU             | 52 / 50      | 15 / 21    | 12 / 21    | 18 / 18    | 26 / 29 | 0    | 0         | Ark 35 00:18 2nd | FIU --           | 39:52   | --      | 0:08    |
| at Colorado St. | 40 / 20      | 16 / 10    | 22 / 5     | 17 / 14    | 38 / 7  | 0    | 0         | Ark 26 01:22 2nd | CSU --           | 38:57   | --      | 0:34    |
| Western Ky.     | 42 / 34      | 6 / 17     | 4 / 11     | 8 / 12     | 9 / 13  | 4    | 5         | Ark 9 16:47 1st  | WKU 8 12:43 2nd  | 23:30   | 15:31   | 0:59    |
| vs. UTSA        | 30 / 24      | 17 / 16    | 11 / 9     | 15 / 5     | 26 / 12 | 4    | 6         | Ark 12 00:12 2nd | UTSA 5 15:45 1st | 23:33   | 14:11   | 2:16    |

# ARKANSAS RAZORBACKS

## 2018-19 GAME HIGHS IN...

| Opponent          | DATE     | SCORE | RESULT | POINTS            | REBOUNDS          | ASSISTS         | STEALS              | BLOCKED SHOTS  |
|-------------------|----------|-------|--------|-------------------|-------------------|-----------------|---------------------|--|
| vs Texas          | 11/09/18 | 71-73 | LOT    | 20-Daniel Gafford | 12-Daniel Gafford | 4-Jalen Harris  | 3-Jalen Harris      | 2-Daniel Gafford   |
| UC DAVIS          | 11/12/18 | 81-58 | W      | 21-Mason Jones    | 8-Mason Jones     | 4-Jalen Harris  | 3-Isaiah Joe        | 4-Daniel Gafford   |
| INDIANA           | 11/18/18 | 73-72 | W      | 27-Daniel Gafford | 12-Daniel Gafford | 7-Mason Jones   | 2-Daniel Gafford    | 3-Reggie Chaney<br>Daniel Gafford                                    |
| MONTANA STATE     | 11/21/18 | 90-68 | W      | 18-Mason Jones    | 7-Daniel Gafford  | 11-Jalen Harris | 5-Isaiah Joe        | 1-Ethan Henderson<br>Reggie Chaney<br>Adrio Bailey<br>Daniel Gafford |
| UT ARLINGTON      | 11/23/18 | 78-60 | W      | 21-Daniel Gafford | 8-Reggie Chaney   | 6-Jalen Harris  | 3-Adrio Bailey      | 2-Adrio Bailey   |
| FIU               | 12/01/18 | 81-79 | W      | 34-Isaiah Joe     | 12-Daniel Gafford | 10-Jalen Harris | 3-K. Embery-Simpson | 4-Adrio Bailey<br>Daniel Gafford                                     |
| at Colorado State | 12/05/18 | 79-74 | W      | 16-Mason Jones    | 9-Daniel Gafford  | 12-Jalen Harris | 4-Jalen Harris      | 2-Reggie Chaney  |
| WESTERN KENTUCKY  | 12/08/18 | 77-78 | L      | 19-Isaiah Joe     | 9-Daniel Gafford  | 7-Jalen Harris  | 2-Jalen Harris      | 2-Daniel Gafford   |
| vs UTSA           | 12/15/18 | 79-67 | W      | 21-Isaiah Joe     | 14-Daniel Gafford | 10-Jalen Harris | 4-Reggie Chaney     | 3-Reggie Chaney  |



# **GAME 1** Arkansas vs. Texas

Nov. 9, 2018 • Armed Forces Classic • Fort Bliss - El Paso, Texas • ESPN

Arkansas 71 • 0-1

| #               | Player            | Total  |        | 3-Ptr     |       | Rebounds |     |     | PF    | TP    | A     | TO    | Blk      | Stl | Min |
|-----------------|-------------------|--------|--------|-----------|-------|----------|-----|-----|-------|-------|-------|-------|----------|-----|-----|
|                 |                   | FG-FGA | FG-FGA | FT-FTA    | Off   | Def      | Tot |     |       |       |       |       |          |     |     |
| 02              | Adrio Bailey      | f      | 4-5    | 0-1       | 0-2   | 0        | 5   | 5   | 3     | 8     | 1     | 1     | 1        | 1   | 35  |
| 10              | Daniel Gafford    | f      | 8-15   | 0-0       | 4-9   | 2        | 10  | 12  | 3     | 20    | 0     | 6     | 2        | 1   | 33  |
| 01              | Isaiah Joe        | g      | 6-10   | 5-8       | 0-0   | 0        | 2   | 2   | 4     | 17    | 0     | 1     | 0        | 0   | 34  |
| 05              | Jalen Harris      | g      | 3-12   | 0-5       | 5-6   | 3        | 2   | 5   | 2     | 11    | 4     | 2     | 0        | 3   | 39  |
| 13              | Mason Jones       | g      | 3-10   | 2-6       | 3-4   | 0        | 6   | 6   | 4     | 11    | 3     | 4     | 1        | 0   | 37  |
| 00              | Desi Sills        |        | 1-2    | 1-1       | 0-0   | 0        | 1   | 1   | 2     | 3     | 0     | 0     | 0        | 0   | 16  |
| 11              | K. Embery-Simpson |        | 0-2    | 0-0       | 0-1   | 1        | 1   | 2   | 0     | 0     | 0     | 0     | 0        | 0   | 9   |
| 22              | Gabe Osabuohien   |        | 0-4    | 0-1       | 1-2   | 2        | 1   | 3   | 1     | 1     | 0     | 1     | 1        | 0   | 11  |
| 35              | Reggie Chaney     |        | 0-1    | 0-0       | 0-0   | 2        | 3   | 5   | 4     | 0     | 0     | 3     | 0        | 1   | 11  |
|                 | Team              |        |        |           |       | 0        | 5   | 5   |       |       |       |       |          |     |     |
| Totals          |                   |        | 25-61  | 8-22      | 13-24 | 10       | 36  | 46  | 23    | 71    | 8     | 18    | 5        | 6   | 225 |
| FG % 1st Half:  |                   | 12-30  | 40.0%  | 2nd half: | 11-24 | 45.8%    | OT: | 2-7 | 28.6% | Game: | 25-61 | 41.0% | Deadball |     |     |
| 3FG % 1st Half: |                   | 4-9    | 44.4%  | 2nd half: | 3-9   | 33.3%    | OT: | 1-4 | 25.0% | Game: | 8-22  | 36.4% | Rebounds |     |     |
| FT % 1st Half:  |                   | 2-5    | 40.0%  | 2nd half: | 8-13  | 61.5%    | OT: | 3-6 | 50.0% | Game: | 13-24 | 54.2% | 5        |     |     |

Texas 73 • 1-0

| #               | Player             | Total  |        | 3-Ptr     |       | Rebounds |     |     | PF    | TP    | A     | TO    | Blk      | Stl | Min |
|-----------------|--------------------|--------|--------|-----------|-------|----------|-----|-----|-------|-------|-------|-------|----------|-----|-----|
|                 |                    | FG-FGA | FG-FGA | FT-FTA    | Off   | Def      | Tot |     |       |       |       |       |          |     |     |
| 20              | Jericho Sims       | f      | 4-7    | 0-0       | 6-10  | 2        | 3   | 5   | 5     | 14    | 0     | 4     | 2        | 0   | 36  |
| 21              | Dylan Osetkowski   | f      | 2-9    | 1-4       | 6-10  | 6        | 7   | 13  | 4     | 11    | 1     | 6     | 0        | 3   | 39  |
| 02              | Matt Coleman III   | g      | 0-8    | 0-3       | 2-2   | 0        | 0   | 0   | 5     | 2     | 4     | 1     | 0        | 1   | 29  |
| 12              | Kerwin Roach II    | g      | 6-18   | 4-11      | 2-2   | 1        | 10  | 11  | 2     | 18    | 2     | 2     | 0        | 1   | 39  |
| 13              | Jase Febres        | g      | 1-6    | 1-5       | 0-0   | 1        | 0   | 1   | 0     | 3     | 0     | 0     | 0        | 1   | 21  |
| 03              | Courtney Ramey     |        | 4-6    | 2-3       | 0-0   | 0        | 3   | 3   | 4     | 10    | 2     | 0     | 0        | 0   | 16  |
| 10              | Jaxson Hayes       |        | 1-2    | 0-0       | 0-0   | 4        | 4   | 8   | 3     | 2     | 0     | 1     | 2        | 0   | 16  |
| 33              | Kamaka Hepa        |        | 1-2    | 1-1       | 0-0   | 0        | 1   | 1   | 0     | 3     | 0     | 0     | 0        | 1   | 5   |
| 55              | Elijah Mitrou-Long |        | 2-9    | 1-4       | 5-6   | 0        | 2   | 2   | 2     | 10    | 1     | 0     | 1        | 1   | 24  |
|                 | Team               |        |        |           |       | 2        | 2   | 4   |       |       |       |       |          |     |     |
| Totals          |                    |        | 21-67  | 10-31     | 21-30 | 16       | 32  | 48  | 25    | 73    | 10    | 14    | 5        | 8   | 225 |
| FG % 1st Half:  |                    | 13-34  | 38.2%  | 2nd half: | 5-26  | 19.2%    | OT: | 3-7 | 42.9% | Game: | 21-67 | 31.3% | Deadball |     |     |
| 3FG % 1st Half: |                    | 7-19   | 36.8%  | 2nd half: | 3-10  | 30.0%    | OT: | 0-2 | 0.0%  | Game: | 10-31 | 32.3% | Rebounds |     |     |
| FT % 1st Half:  |                    | 3-4    | 75.0%  | 2nd half: | 14-20 | 70.0%    | OT: | 4-6 | 66.7% | Game: | 21-30 | 70.0% | 3        |     |     |

 Officials: Jerry Pollard, Kip Kissingner, Keith Kimble  
 Technical fouls: Arkansas-None. Texas-None.  
 Attendance: 1400  
 2:10 in 1st half - Flagrant 1 foul on #3 (Texas) Ramey

| Score by periods | 1st | 2nd | OT | Total |
|------------------|-----|-----|----|-------|
| Arkansas         | 30  | 33  | 8  | 71    |
| Texas            | 36  | 27  | 10 | 73    |

# **GAME 3** Arkansas vs. Indiana

Nov. 18, 2018 • Hardwood Showcase • Fayetteville, Ark. - Bud Walton Arena • ESPN

Indiana 72 • 3-1

| #               | Player          | Total  |        | 3-Ptr     |       | Rebounds |       |       | PF    | TP       | A  | TO | Blk     | Stl | Min |
|-----------------|-----------------|--------|--------|-----------|-------|----------|-------|-------|-------|----------|----|----|---------|-----|-----|
|                 |                 | FG-FGA | FG-FGA | FT-FTA    | Off   | Def      | Tot   |       |       |          |    |    |         |     |     |
| 03              | SMITH,JUSTIN    | f      | 1-6    | 0-2       | 1-4   | 0        | 0     | 0     | 2     | 3        | 0  | 2  | 0       | 0   | 15  |
| 13              | MORGAN,JUWAN    | f      | 6-8    | 2-3       | 1-2   | 3        | 4     | 7     | 4     | 15       | 2  | 2  | 0       | 0   | 23  |
| 00              | LANGFORD,ROMEO  | g      | 6-15   | 2-5       | 8-9   | 2        | 8     | 10    | 3     | 22       | 5  | 4  | 1       | 1   | 38  |
| 01              | DURHAM,ALJAMI   | g      | 4-9    | 3-4       | 0-0   | 1        | 2     | 3     | 3     | 11       | 3  | 5  | 0       | 0   | 36  |
| 10              | PHINISEE,ROB    | g      | 3-7    | 1-3       | 0-0   | 0        | 2     | 2     | 4     | 7        | 1  | 0  | 0       | 0   | 21  |
| 20              | DAVIS,DE'RON    |        | 5-6    | 0-0       | 0-0   | 1        | 4     | 5     | 2     | 10       | 1  | 3  | 0       | 1   | 23  |
| 23              | ANDERSON,DAMEZI |        | 2-5    | 0-2       | 0-0   | 0        | 3     | 3     | 2     | 4        | 1  | 1  | 0       | 1   | 26  |
| 55              | FITZNER,EVAN    |        | 0-2    | 0-1       | 0-0   | 0        | 5     | 5     | 0     | 0        | 0  | 0  | 0       | 1   | 18  |
|                 | Team            |        |        |           |       | 1        | 4     | 5     |       |          |    |    |         |     |     |
| Totals          |                 |        | 27-58  | 8-20      | 10-15 | 8        | 32    | 40    | 20    | 72       | 13 | 18 | 1       | 4   | 200 |
| FG % 1st Half:  |                 | 13-28  | 46.4%  | 2nd half: | 14-30 | 46.7%    | Game: | 27-58 | 46.6% | Deadball |    |    | Rebound |     |     |
| 3FG % 1st Half: |                 | 3-9    | 33.3%  | 2nd half: | 5-11  | 45.5%    | Game: | 8-20  | 40.0% |          |    |    |         |     |     |
| FT % 1st Half:  |                 | 6-10   | 60.0%  | 2nd half: | 4-5   | 80.0%    | Game: | 10-15 | 66.7% |          |    |    |         |     |     |

Arkansas 73 • 2-1

| #               | Player            | Total  |        | 3-Ptr     |       | Rebounds |       |       | PF    | TP       | A  | TO | Blk     | Stl | Min |
|-----------------|-------------------|--------|--------|-----------|-------|----------|-------|-------|-------|----------|----|----|---------|-----|-----|
|                 |                   | FG-FGA | FG-FGA | FT-FTA    | Off   | Def      | Tot   |       |       |          |    |    |         |     |     |
| 02              | Adrio Bailey      | f      | 2-7    | 0-1       | 0-0   | 0        | 1     | 1     | 3     | 4        | 1  | 0  | 0       | 1   | 25  |
| 10              | Daniel Gafford    | f      | 12-15  | 0-0       | 3-8   | 5        | 7     | 12    | 2     | 27       | 0  | 3  | 3       | 2   | 31  |
| 01              | Isaiah Joe        | g      | 5-15   | 3-11      | 0-0   | 0        | 2     | 2     | 0     | 13       | 3  | 1  | 0       | 1   | 33  |
| 05              | Jalen Harris      | g      | 1-5    | 1-3       | 2-2   | 0        | 2     | 2     | 3     | 5        | 4  | 2  | 0       | 1   | 25  |
| 13              | Mason Jones       | g      | 3-8    | 1-4       | 4-6   | 0        | 5     | 5     | 2     | 11       | 7  | 0  | 0       | 1   | 38  |
| 00              | Desi Sills        |        | 0-2    | 0-1       | 2-2   | 0        | 1     | 1     | 1     | 2        | 2  | 1  | 0       | 1   | 11  |
| 11              | K. Embery-Simpson |        | 1-5    | 0-2       | 0-0   | 0        | 2     | 2     | 3     | 2        | 1  | 0  | 1       | 0   | 14  |
| 22              | Gabe Osabuohien   |        | 2-3    | 1-1       | 0-0   | 0        | 0     | 0     | 2     | 5        | 2  | 4  | 0       | 1   | 10  |
| 35              | Reggie Chaney     |        | 2-4    | 0-0       | 0-1   | 1        | 2     | 3     | 0     | 4        | 0  | 1  | 3       | 0   | 13  |
|                 | Team              |        |        |           |       | 3        | 1     | 4     |       |          |    |    |         |     |     |
| Totals          |                   |        | 28-64  | 6-23      | 11-19 | 9        | 23    | 32    | 16    | 73       | 20 | 12 | 7       | 8   | 200 |
| FG % 1st Half:  |                   | 14-31  | 45.2%  | 2nd half: | 14-33 | 42.4%    | Game: | 28-64 | 43.8% | Deadball |    |    | Rebound |     |     |
| 3FG % 1st Half: |                   | 4-10   | 40.0%  | 2nd half: | 2-13  | 15.4%    | Game: | 6-23  | 26.1% |          |    |    |         |     |     |
| FT % 1st Half:  |                   | 6-10   | 60.0%  | 2nd half: | 5-9   | 55.6%    | Game: | 11-19 | 57.9% |          |    |    |         |     |     |

 Officials: Joe Lindsay, Keith Kimble, Gerald Williams  
 Technical fouls: Indiana-None. Arkansas-None.  
 Attendance: 17456  
 Tickets Scanned: 12,979

| Score by periods | 1st | 2nd | Total |
|------------------|-----|-----|-------|
| Indiana          | 35  | 37  | 72    |
| Arkansas         | 38  | 35  | 73    |

# **GAME 2** Arkansas vs. UC Davis

Nov. 12, 2018 • Hardwood Showcase • Fayetteville, Ark. - Bud Walton Arena • SEC+

UC Davis 58 • 0-3

| #               | Player           | Total  |        | 3-Ptr     |       | Rebounds |       |       | PF    | TP       | A  | TO | Blk      | Stl | Min |
|-----------------|------------------|--------|--------|-----------|-------|----------|-------|-------|-------|----------|----|----|----------|-----|-----|
|                 |                  | FG-FGA | FG-FGA | FT-FTA    | Off   | Def      | Tot   |       |       |          |    |    |          |     |     |
| 25              | John, AJ         | f      | 1-7    | 1-6       | 0-0   | 0        | 1     | 1     | 5     | 3        | 1  | 0  | 0        | 1   | 21  |
| 44              | Goode, Garrison  | f      | 3-4    | 0-0       | 0-0   | 2        | 3     | 5     | 3     | 6        | 0  | 2  | 0        | 0   | 32  |
| 00              | Shorts II, TJ    | g      | 5-12   | 0-2       | 4-4   | 3        | 5     | 8     | 2     | 14       | 4  | 7  | 0        | 0   | 35  |
| 05              | Schneider, Siler | g      | 3-9    | 2-6       | 0-0   | 1        | 1     | 2     | 5     | 8        | 4  | 5  | 0        | 1   | 30  |
| 22              | Mooney, Joe      | g      | 2-6    | 2-6       | 4-6   | 0        | 1     | 1     | 4     | 10       | 1  | 4  | 0        | 0   | 19  |
| 01              | Squire, Damion   |        | 0-0    | 0-0       | 0-0   | 0        | 0     | 0     | 2     | 0        | 0  | 3  | 0        | 0   | 4   |
| 02              | Gonzalez, Stefan |        | 2-10   | 2-9       | 3-4   | 0        | 6     | 6     | 3     | 9        | 1  | 3  | 0        | 0   | 27  |
| 11              | Fuller, Caleb    |        | 0-2    | 0-0       | 0-0   | 0        | 1     | 1     | 0     | 0        | 0  | 0  | 0        | 0   | 6   |
| 13              | Neufeld, Matt    |        | 2-5    | 0-0       | 2-2   | 2        | 4     | 6     | 3     | 6        | 0  | 0  | 0        | 0   | 17  |
| 21              | Russell, Colin   |        | 0-1    | 0-0       | 0-0   | 0        | 1     | 1     | 1     | 0        | 0  | 0  | 0        | 0   | 5   |
| 23              | Printup, Rogers  |        | 0-0    | 0-0       | 2-2   | 1        | 0     | 1     | 3     | 2        | 0  | 0  | 0        | 1   | 4   |
|                 | Team             |        |        |           |       | 2        | 2     | 4     |       |          |    |    |          |     |     |
| Totals          |                  |        | 18-56  | 7-29      | 15-18 | 11       | 25    | 36    | 32    | 58       | 11 | 24 | 0        | 3   | 200 |
| FG % 1st Half:  |                  | 11-28  | 39.3%  | 2nd half: | 7-28  | 25.0%    | Game: | 18-56 | 32.1% | Deadball |    |    | Rebounds |     |     |
| 3FG % 1st Half: |                  | 4-12   | 33.3%  | 2nd half: | 3-17  | 17.6%    | Game: | 7-29  | 24.1% |          |    |    |          |     |     |
| FT % 1st Half:  |                  | 4-4    | 100.0% | 2nd half: | 11-14 | 78.6%    | Game: | 15-18 | 83.3% |          |    |    |          |     |     |

Arkansas 81 • 1-1

| #                    | Player            |   | Total  |                 | 3-Ptr  | Rebounds    |     |       | PF                          | TP | A  | TO | Blk | Stl | Min |
|----------------------|-------------------|---|--------|-----------------|--------|-------------|-----|-------|-----------------------------|----|----|----|-----|-----|-----|
|                      |                   |   | FG-FGA | FG-FGA          | FT-FTA | Off         | Def | Tot   |                             |    |    |    |     |     |     |
| 02                   | Adrio Bailey      | f | 5-8    | 1-2             | 9-11   | 0           | 4   | 4     | 2                           | 20 | 2  | 0  | 0   | 2   | 26  |
| 20                   | Daniel Gafford    | f | 3-3    | 0-0             | 6-9    | 0           | 4   | 4     | 2                           | 12 | 2  | 6  | 4   | 0   | 28  |
| 10                   | Isaiah Joe        | f | 4-7    | 2-5             | 4-6    | 1           | 4   | 5     | 1                           | 14 | 2  | 3  | 0   | 3   | 27  |
| 05                   | Jalen Harris      | f | 1-6    | 0-1             | 0-0    | 0           | 2   | 2     | 2                           | 2  | 4  | 0  | 0   | 1   | 28  |
| 13                   | Mason Jones       | f | 6-10   | 4-7             | 5-7    | 1           | 7   | 8     | 1                           | 21 | 2  | 2  | 0   | 1   | 31  |
| 00                   | Desi Sills        | f | 1-2    | 0-0             | 0-0    | 0           | 1   | 1     | 4                           | 2  | 0  | 2  | 0   | 0   | 15  |
| 11                   | K. Embery-Simpson | f | 2-6    | 1-4             | 2-2    | 0           | 0   | 0     | 1                           | 7  | 1  | 0  | 0   | 2   | 18  |
| 22                   | Gabe Osabuohien   | f | 0-3    | 0-1             | 0-2    | 2           | 3   | 5     | 4                           | 0  | 1  | 0  | 1   | 1   | 14  |
| 04                   | Ethan Henderson   | f | 0-0    | 0-0             | 0-0    | 0           | 0   | 0     | 1                           | 0  | 0  | 1  | 0   | 0   | 2   |
| 35                   | Reggie Chaney     | f | 1-4    | 0-0             | 1-4    | 1           | 0   | 1     | 3                           | 3  | 0  | 1  | 1   | 0   | 11  |
|                      | Team              |   |        |                 |        | 0           | 1   | 1     |                             |    |    |    |     |     |     |
| Totals               |                   |   | 23-49  | 8-20            | 27-41  | 5           | 26  | 31    | 21                          | 81 | 14 | 15 | 6   | 10  | 200 |
| FG % 1st Half: 13-28 |                   |   | 46.4%  | 2nd half: 10-21 | 47.6%  | Game: 23-49 |     | 46.9% | Deadball<br>Rebounds<br>8.3 |    |    |    |     |     |     |
| 3FG % 1st Half: 5-13 |                   |   | 38.5%  | 2nd half: 3-7   | 42.9%  | Game: 8-20  |     | 40.0% |                             |    |    |    |     |     |     |
| FT % 1st Half: 6-14  |                   |   | 42.9%  | 2nd half: 21-27 | 77.8%  | Game: 27-41 |     | 65.9% |                             |    |    |    |     |     |     |

## GAME 5 Arkansas vs. UT Arlington

Nov. 23, 2018 • Hardwood Showcase • Fayetteville, Ark. - Bud Walton Arena • SEC+

UT Arlington 60 • 3-3

| #                    | Player               |   | Total  |                 | 3-Ptr  |             | Rebounds |       |     |    |     | PF | TP | A   |    |                      |  | Min |
|----------------------|----------------------|---|--------|-----------------|--------|-------------|----------|-------|-----|----|-----|----|----|-----|----|----------------------|--|-----|
|                      |                      |   | FG-FGA | FT-FTA          | FG-FGA | FT-FTA      | Off      | Def   | Tot | TO | Blk |    |    | Stl |    |                      |  |     |
| 13                   | NARCIS,JABARI        | f | 1-3    | 0-1             | 1-2    | 1           | 5        | 6     | 3   | 3  | 0   | 1  | 0  | 0   | 18 |                      |  |     |
| 00                   | WARREN,BRIAN         | g | 4-16   | 0-5             | 7-10   | 1           | 2        | 3     | 4   | 15 | 3   | 4  | 0  | 3   | 36 |                      |  |     |
| 02                   | BRYANT,DJ            | g | 0-2    | 0-2             | 0-0    | 0           | 0        | 0     | 5   | 0  | 0   | 0  | 0  | 1   | 18 |                      |  |     |
| 05                   | DENNIS,EDRIC         | g | 5-14   | 4-9             | 5-6    | 0           | 5        | 5     | 4   | 19 | 0   | 3  | 0  | 1   | 20 |                      |  |     |
| 10                   | DAVIS,RADSHAD        | g | 1-3    | 0-0             | 0-0    | 1           | 3        | 4     | 4   | 2  | 0   | 2  | 0  | 1   | 24 |                      |  |     |
| 03                   | NOUHI,AYOUB          | g | 3-4    | 0-1             | 0-0    | 2           | 2        | 4     | 2   | 6  | 0   | 2  | 0  | 1   | 15 |                      |  |     |
| 04                   | AZORE,DAVID          | g | 1-3    | 0-0             | 3-4    | 0           | 5        | 5     | 5   | 2  | 4   | 1  | 0  | 20  |    |                      |  |     |
| 21                   | CASTRO,PEDRO         | g | 0-1    | 0-1             | 1-3    | 0           | 0        | 0     | 1   | 1  | 2   | 0  | 0  | 1   | 7  |                      |  |     |
| 22                   | JACKSON-YOUNG,TIANDR | g | 2-5    | 2-5             | 0-0    | 0           | 2        | 2     | 1   | 6  | 0   | 0  | 1  | 0   | 26 |                      |  |     |
| 23                   | MWAMBA,PATRICK       | g | 1-4    | 0-3             | 1-2    | 1           | 2        | 3     | 4   | 3  | 0   | 1  | 0  | 0   | 16 |                      |  |     |
| Team                 |                      |   |        |                 |        | 3           | 1        | 4     | 1   |    | 2   |    |    |     |    |                      |  |     |
| Totals               |                      |   |        | 18-55           | 6-27   | 18-27       | 9        | 27    | 36  | 34 | 60  | 7  | 19 | 2   | 8  | 200                  |  |     |
| FG % 1st Half: 8-28  |                      |   | 28.6%  | 2nd half: 10-27 | 37.0%  | Game: 18-55 |          | 32.7% |     |    |     |    |    |     |    | Deadball Rebound 3.1 |  |     |
| 3FG % 1st Half: 4-17 |                      |   | 23.5%  | 2nd half: 2-10  | 20.0%  | Game: 6-27  |          | 22.2% |     |    |     |    |    |     |    |                      |  |     |
| FT % 1st Half: 6-11  |                      |   | 54.5%  | 2nd half: 12-16 | 75.0%  | Game: 18-27 |          | 66.7% |     |    |     |    |    |     |    |                      |  |     |

Arkansas 78 • 4-1

| #                    | Player            |   | Total  |                 | 3-Ptr  |             | Rebounds |     |       |    |    | PF | TP | A TO Blk Stl |    |                            |  | Min |
|----------------------|-------------------|---|--------|-----------------|--------|-------------|----------|-----|-------|----|----|----|----|--------------|----|----------------------------|--|-----|
|                      |                   |   | FG-FGA | FT-FTA          | FG-FGA | FT-FTA      | Off      | Def | Tot   |    |    |    |    |              |    |                            |  |     |
| 02                   | Adrio Bailey      | f | 4-6    | 0-0             | 6-8    | 2           | 3        | 5   | 2     | 14 | 1  | 1  | 2  | 3            | 24 |                            |  |     |
| 10                   | Daniel Gafford    | f | 6-10   | 0-0             | 9-10   | 2           | 3        | 5   | 4     | 21 | 0  | 1  | 0  | 2            | 23 |                            |  |     |
| 01                   | Isaiah Joe        | g | 3-9    | 2-5             | 2-2    | 1           | 2        | 3   | 3     | 10 | 3  | 1  | 0  | 1            | 26 |                            |  |     |
| 05                   | Jalen Harris      | g | 3-6    | 0-1             | 8-11   | 0           | 3        | 3   | 1     | 14 | 6  | 1  | 0  | 0            | 31 |                            |  |     |
| 13                   | Mason Jones       | g | 0-5    | 0-3             | 4-4    | 1           | 4        | 5   | 4     | 4  | 0  | 2  | 0  | 0            | 25 |                            |  |     |
| 00                   | Desi Sills        |   | 1-3    | 0-2             | 1-3    | 1           | 0        | 1   | 1     | 3  | 2  | 4  | 0  | 1            | 15 |                            |  |     |
| 11                   | K. Embery-Simpson |   | 0-5    | 0-4             | 2-2    | 0           | 3        | 3   | 1     | 2  | 0  | 1  | 0  | 0            | 18 |                            |  |     |
| 15                   | Jonathan Holmes   |   | 0-1    | 0-0             | 0-0    | 0           | 0        | 0   | 0     | 0  | 0  | 0  | 0  | 0            | 1  |                            |  |     |
| 22                   | Gabe Osabuohien   |   | 0-1    | 0-0             | 0-2    | 1           | 1        | 2   | 5     | 0  | 2  | 2  | 1  | 0            | 13 |                            |  |     |
| 24                   | Ethan Henderson   |   | 0-0    | 0-0             | 0-0    | 0           | 2        | 2   | 1     | 0  | 1  | 0  | 0  | 0            | 2  |                            |  |     |
| 25                   | Jordan Phillips   |   | 0-2    | 0-1             | 2-2    | 0           | 1        | 1   | 0     | 2  | 0  | 0  | 0  | 0            | 4  |                            |  |     |
| 35                   | Reggie Chaney     |   | 4-7    | 0-0             | 0-2    | 2           | 6        | 8   | 3     | 8  | 0  | 3  | 1  | 0            | 18 |                            |  |     |
| Team                 |                   |   |        |                 |        | 4           | 4        | 8   |       |    |    |    |    |              |    |                            |  |     |
| Totals               |                   |   |        | 21-55           | 2-16   | 34-46       | 14       | 32  | 46    | 25 | 78 | 15 | 16 | 4            | 7  | 200                        |  |     |
| FG % 1st Half: 8-25  |                   |   | 32.0%  | 2nd half: 13-30 | 43.3%  | Game: 21-55 |          |     | 38.2% |    |    |    |    |              |    | Deadball<br>Rebound<br>4.2 |  |     |
| 3FG % 1st Half: 1-9  |                   |   | 11.1%  | 2nd half: 1-7   | 14.3%  | Game: 2-16  |          |     | 12.5% |    |    |    |    |              |    |                            |  |     |
| FT % 1st Half: 14-21 |                   |   | 66.7%  | 2nd half: 20-25 | 80.0%  | Game: 34-46 |          |     | 73.9% |    |    |    |    |              |    |                            |  |     |

Officials: Steven Anderson, Wil Howard, Bart Lenox  
 Technical fouls: UT Arlington-TEAM. Arkansas-Reggie Chaney.  
 Attendance: 17403  
 Tickets Scanned: 8,317  
 Fouled out: Arkansas #22, Osabuohien (6:31 2H)  
 UT Arlington #4, Azore (2:18 2H); #2, Bryant (1:47 2H)

| Score by periods | 1st | 2nd | Total |
|------------------|-----|-----|-------|
| UT Arlington     | 26  | 34  | 60    |
| Arkansas         | 31  | 47  | 78    |

Last FG - UT Arlington 2nd-03:58, AR 2nd-00:11.

Largest lead - UT Arlington by 11-19:36, AR by 18-2nd-04:20.

UT Arlington led for 00:49. AR led for 38:47. Game was tied for 00:24.

| Points       | In Paint | Off T/O | 2nd Chance | Fast Break | Bench |
|--------------|----------|---------|------------|------------|-------|
| UT Arlington | 22       | 8       | 7          | 2          | 21    |
| Arkansas     | 32       | 25      | 14         | 6          | 15    |

Score tied - 0 times.

Lead changed - 1 time.

## GAME 6 Arkansas vs. FIU

Dec. 1, 2018 • Fayetteville, Ark. - Bud Walton Arena • SEC+

FIU 89 • 7-2

| #                    | Player             |   | Total  |                 | 3-Ptr  |             | Rebounds |     |       | PF                | TP | A TO Blk Stl |   |   |     | Min |
|----------------------|--------------------|---|--------|-----------------|--------|-------------|----------|-----|-------|-------------------|----|--------------|---|---|-----|-----|
|                      |                    |   | FG-FGA | FT-FTA          | FG-FGA | FT-FTA      | Off      | Def | Tot   |                   |    |              |   |   |     |     |
| 10                   | ANDREWS, Devon     | f | 2-7    | 0-1             | 0-0    | 1           | 2        | 3   | 4     | 4                 | 1  | 1            | 0 | 1 | 16  |     |
| 22                   | DIENG, Elhadji     | c | 1-2    | 0-0             | 0-0    | 2           | 1        | 3   | 5     | 2                 | 0  | 3            | 1 | 0 | 11  |     |
| 03                   | JACOB, Trejon      | g | 9-18   | 2-6             | 0-1    | 2           | 6        | 8   | 0     | 20                | 2  | 1            | 0 | 0 | 36  |     |
| 04                   | BEARD, JR., Brian  | g | 5-15   | 1-7             | 10-12  | 3           | 5        | 8   | 4     | 21                | 6  | 1            | 0 | 5 | 32  |     |
| 20                   | NUNEZ, JR., Willy  | g | 4-14   | 3-13            | 2-2    | 0           | 2        | 2   | 0     | 13                | 0  | 0            | 0 | 0 | 28  |     |
| 01                   | BANKS, Isaiah      | g | 4-10   | 0-5             | 3-7    | 5           | 1        | 6   | 3     | 11                | 1  | 1            | 1 | 0 | 23  |     |
| 02                   | VEIRA, Cordell     | g | 0-3    | 0-2             | 0-0    | 0           | 0        | 0   | 1     | 0                 | 2  | 1            | 0 | 1 | 10  |     |
| 05                   | DAYE, JR., Antonio | g | 5-10   | 0-1             | 5-10   | 1           | 2        | 3   | 3     | 15                | 2  | 4            | 0 | 0 | 26  |     |
| 15                   | AMETEPE, James     | g | 1-1    | 0-0             | 0-0    | 0           | 0        | 0   | 2     | 2                 | 0  | 0            | 0 | 0 | 3   |     |
| 31                   | DOUGLAS, Michael   | g | 0-3    | 0-2             | 1-2    | 1           | 3        | 4   | 5     | 1                 | 2  | 2            | 0 | 1 | 15  |     |
|                      | Team               |   |        |                 |        | 5           | 1        | 6   |       |                   |    |              |   |   |     |     |
| Totals               |                    |   | 31-83  | 6-37            | 21-34  | 20          | 23       | 43  | 27    | 89                | 16 | 14           | 2 | 8 | 200 |     |
| FG % 1st Half: 10-35 |                    |   | 28.6%  | 2nd half: 21-48 | 43.8%  | Game: 31-83 |          |     | 37.3% | Deadball Rebounds |    |              |   |   |     |     |
| 3FG % 1st Half: 3-18 |                    |   | 16.7%  | 2nd half: 3-19  | 15.8%  | Game: 6-37  |          |     | 16.2% | 5.1               |    |              |   |   |     |     |
| FT % 1st Half: 12-17 |                    |   | 70.6%  | 2nd half: 9-17  | 52.9%  | Game: 21-34 |          |     | 61.8% |                   |    |              |   |   |     |     |

Arkansas 121 • 5-1

| #                    | Player            |   | Total  |                 | 3-Ptr  |             | Rebounds |       |                     | PF  | TP | A TO Blk Stl |    |    |     | Min |
|----------------------|-------------------|---|--------|-----------------|--------|-------------|----------|-------|---------------------|-----|----|--------------|----|----|-----|-----|
|                      |                   |   | FG-FTA | FT-FTA          | FG-FTA | FT-FTA      | Off      | Def   | Tot                 |     |    |              |    |    |     |     |
| 02                   | Adrio Bailey      | f | 4-6    | 0-0             | 2-4    | 0           | 5        | 5     | 5                   | 10  | 1  | 0            | 4  | 1  | 16  |     |
| 10                   | Daniel Gafford    | f | 9-12   | 0-0             | 5-8    | 4           | 8        | 12    | 4                   | 23  | 0  | 3            | 4  | 1  | 23  |     |
| 01                   | Isaiah Joe        | g | 11-14  | 10-13           | 2-2    | 0           | 1        | 1     | 2                   | 34  | 3  | 1            | 0  | 0  | 28  |     |
| 05                   | Jalen Harris      | g | 2-6    | 0-1             | 5-6    | 0           | 3        | 3     | 2                   | 9   | 10 | 1            | 0  | 0  | 26  |     |
| 13                   | Mason Jones       | g | 5-8    | 2-4             | 7-9    | 1           | 9        | 10    | 3                   | 19  | 3  | 3            | 0  | 2  | 25  |     |
| 00                   | Desi Sills        | g | 3-4    | 0-1             | 1-2    | 1           | 2        | 3     | 3                   | 7   | 6  | 3            | 0  | 1  | 19  |     |
| 11                   | K. Embery-Simpson | g | 3-5    | 1-3             | 0-2    | 0           | 3        | 3     | 1                   | 7   | 3  | 2            | 0  | 3  | 18  |     |
| 15                   | Jonathan Holmes   | g | 0-1    | 0-1             | 0-0    | 0           | 0        | 0     | 0                   | 0   | 0  | 0            | 0  | 0  | 3   |     |
| 22                   | Gabe Osabuohien   | g | 1-4    | 0-1             | 1-4    | 1           | 4        | 5     | 4                   | 3   | 1  | 1            | 1  | 0  | 19  |     |
| 24                   | Ethan Henderson   | g | 1-1    | 0-0             | 1-2    | 0           | 1        | 1     | 0                   | 3   | 0  | 0            | 0  | 1  | 4   |     |
| 25                   | Jordan Phillips   | g | 2-6    | 0-1             | 0-0    | 1           | 1        | 2     | 2                   | 4   | 0  | 0            | 0  | 0  | 9   |     |
| 35                   | Reggie Chaney     | g | 1-2    | 0-0             | 0-0    | 0           | 0        | 0     | 2                   | 2   | 0  | 0            | 2  | 1  | 10  |     |
|                      | Team              |   |        |                 |        | 2           | 3        | 5     |                     |     |    |              |    |    |     |     |
| Totals               |                   |   | 42-69  | 13-25           | 24-39  | 10          | 40       | 50    | 28                  | 121 | 27 | 14           | 11 | 11 | 200 |     |
| FG % 1st Half: 21-38 |                   |   | 55.3%  | 2nd half: 21-31 | 67.7%  | Game: 42-69 |          | 60.9% | Deadball Rebounds 8 |     |    |              |    |    |     |     |
| 3FG % 1st Half: 7-15 |                   |   | 46.7%  | 2nd half: 6-10  | 60.0%  | Game: 13-25 |          | 52.0% |                     |     |    |              |    |    |     |     |
| FT % 1st Half: 9-14  |                   |   | 64.3%  | 2nd half: 15-25 | 60.0%  | Game: 24-39 |          | 61.5% |                     |     |    |              |    |    |     |     |

Officials: Pat Adams, Wil Howard, K.B. Burdett Jr.  
 Technical fouls: FIU-None. Arkansas-None.  
 Attendance: 13763  
 Tickets Scanned: 8,920  
 Fouled out: FIU #22, Dieng (9:49 2H); #31, Douglas (7:19 2H)  
 Arkansas #02, Bailey (5:25 2H)

| Score by periods | 1st | 2nd | Total |
|------------------|-----|-----|-------|
| FIU              | 35  | 54  | 89    |
| Arkansas         | 58  | 63  | 121   |

Last FG - FIU 2nd-00:02, AR 2nd-00:18.

Largest lead - FIU None, AR by 35 2nd-00:18.

FIU led for 00:00. AR led for 39:52. Game was tied for 00:08.

| Points   | In Paint | Off T/O | 2nd Chance | Fast Break | Bench |
|----------|----------|---------|------------|------------|-------|
| FIU      | 50       | 21      | 21         | 23         | 29    |
| Arkansas | 52       | 15      | 12         | 18         | 26    |

Score tied - 0 times.

Lead changed - 0 times.

## GAME 7 Arkansas at Colorado State

Dec. 5, 2018 • Fort Collins, Colo. - Moby Arena • CBS Sports Network

Arkansas 98 • 6-1

| #                    | Player            | Total  |                 | 3-Ptr  | Rebounds    |     |       | PF       | TP | A  |     |     |   | Min     |     |
|----------------------|-------------------|--------|-----------------|--------|-------------|-----|-------|----------|----|----|-----|-----|---|---------|-----|
|                      |                   | FG-FGA | FG-FGA          | FT-FTA | Off         | Def | Tot   |          |    | To | Blk | Stl |   |         |     |
| 02                   | Adrio Bailey      | f      | 5-7             | 0-0    | 0-2         | 2   | 6     | 8        | 1  | 10 | 3   | 2   | 2 | 1       | 28  |
| 10                   | Daniel Gafford    | f      | 5-12            | 0-0    | 2-4         | 3   | 6     | 9        | 2  | 12 | 3   | 1   | 3 | 1       | 22  |
| 01                   | Isaiah Joe        | g      | 5-12            | 4-9    | 0-0         | 1   | 1     | 2        | 3  | 14 | 1   | 1   | 0 | 0       | 23  |
| 03                   | Jalen Harris      |        | 4-8             | 0-2    | 0-0         | 1   | 4     | 5        | 2  | 8  | 12  | 2   | 0 | 4       | 32  |
| 15                   | Mason Jones       | g      | 5-10            | 4-8    | 2-2         | 0   | 4     | 4        | 2  | 16 | 4   | 0   | 0 | 1       | 29  |
| 00                   | Desi Sills        |        | 2-3             | 2-3    | 2-2         | 0   | 1     | 1        | 3  | 8  | 2   | 0   | 0 | 0       | 16  |
| 11                   | K. Embery-Simpson |        | 5-6             | 4-5    | 0-0         | 1   | 1     | 2        | 2  | 14 | 2   | 0   | 0 | 1       | 16  |
| 22                   | Gabe Osabuohien   |        | 2-5             | 0-0    | 1-1         | 3   | 2     | 5        | 3  | 5  | 0   | 0   | 1 | 0       | 9   |
| 04                   | Ethan Henderson   |        | 0-0             | 0-0    | 0-0         | 0   | 0     | 0        | 0  | 0  | 0   | 0   | 0 | 0       | 2   |
| 25                   | Jordan Phillips   |        | 0-2             | 0-1    | 0-0         | 0   | 1     | 1        | 1  | 0  | 1   | 0   | 0 | 0       | 4   |
| 35                   | Reggie Chaney     |        | 5-8             | 0-0    | 1-3         | 3   | 5     | 8        | 3  | 11 | 0   | 1   | 3 | 0       | 19  |
| Team                 |                   |        |                 |        |             | 1   | 0     | 1        |    |    |     |     |   |         |     |
| Totals               |                   |        | 38-73           | 14-28  | 8-14        | 15  | 31    | 46       | 22 | 98 | 7   | 9   | 8 | 8       | 200 |
| FG % 1st Half: 17-34 |                   | 50.0%  | 2nd half: 21-39 | 53.8%  | Game: 38-73 |     | 52.1% | Deadball |    |    |     |     |   | Rebound |     |
| 3FG % 1st Half: 6-14 |                   | 42.9%  | 2nd half: 8-14  | 57.1%  | Game: 14-28 |     | 50.0% |          |    |    |     |     |   | 2       |     |
| FT % 1st Half: 4-6   |                   | 66.7%  | 2nd half: 4-8   | 50.0%  | Game: 8-14  |     | 57.1% |          |    |    |     |     |   |         |     |

# GAME 9 Arkansas vs. UTSA

Dec. 15, 2018 • North Little Rock, Ark. - Verizon Arena

UTSA 67 • 3-7

| #  | Player               |       | Total           |        | 3-Ptr       | Rebounds |     |     | PF | TP | A | TO | Blk | Stl | Min      |
|----|----------------------|-------|-----------------|--------|-------------|----------|-----|-----|----|----|---|----|-----|-----|----------|
|    |                      |       | FG-FGA          | FG-FGA | FT-FTA      | Off      | Def | Tot |    |    |   |    |     |     |          |
| 03 | FROHNEN, Byron       | f     | 2-5             | 0-0    | 0-0         | 6        | 6   | 12  | 2  | 4  | 1 | 1  | 1   | 2   | 30       |
| 25 | ALLEN, Nick          | f     | 2-5             | 1-2    | 0-0         | 1        | 3   | 4   | 5  | 5  | 0 | 1  | 0   | 0   | 22       |
| 02 | JACKSON, Jhivvan     | g     | 6-19            | 3-11   | 5-10        | 1        | 1   | 2   | 5  | 20 | 2 | 2  | 0   | 2   | 32       |
| 05 | DE NICOLAO, Giovanni | g     | 3-9             | 0-2    | 2-2         | 0        | 3   | 3   | 5  | 8  | 2 | 3  | 0   | 2   | 34       |
| 22 | WALLACE, Keaton      | g     | 6-18            | 4-12   | 2-2         | 0        | 0   | 0   | 4  | 18 | 2 | 3  | 1   | 1   | 35       |
| 04 | BYNUM, Tamir         |       | 0-0             | 0-0    | 0-0         | 0        | 0   | 0   | 0  | 0  | 0 | 0  | 0   | 0   | 0+       |
| 11 | IYAYE, Adokiye       |       | 1-3             | 0-2    | 1-2         | 0        | 1   | 1   | 3  | 3  | 1 | 0  | 0   | 0   | 19       |
| 15 | RODRIGUEZ, Adrian    |       | 1-2             | 0-0    | 2-2         | 2        | 0   | 2   | 4  | 4  | 0 | 1  | 0   | 0   | 8        |
| 23 | BIOR, Atem           |       | 0-0             | 0-0    | 5-6         | 0        | 3   | 3   | 1  | 5  | 0 | 1  | 1   | 0   | 20       |
|    | Team                 |       |                 |        |             | 4        | 5   | 9   |    |    |   |    |     |     |          |
|    | Totals               |       | 21-61           | 8-29   | 17-24       | 14       | 22  | 36  | 29 | 67 | 8 | 12 | 3   | 7   | 200      |
|    | FG % 1st Half: 10-27 | 37.0% | 2nd half: 11-34 | 32.4%  | Game: 21-61 | 34.4%    |     |     |    |    |   |    |     |     | Deadball |
|    | 3FG % 1st Half: 3-11 | 27.3% | 2nd half: 5-18  | 27.8%  | Game: 8-29  | 27.6%    |     |     |    |    |   |    |     |     | Rebounds |
|    | FT % 1st Half: 5-9   | 55.6% | 2nd half: 12-15 | 80.0%  | Game: 17-24 | 70.8%    |     |     |    |    |   |    |     |     | 3.1      |

Arkansas 79 • 7-2

| #                    | Player            |   | Total  |                 | 3-Ptr  | Rebounds    |     |       | PF       | TP | A  | TO | Blk | Stl | Min |     |
|----------------------|-------------------|---|--------|-----------------|--------|-------------|-----|-------|----------|----|----|----|-----|-----|-----|-----|
|                      |                   |   | FG-FGA | FG-FGA          | FT-FTA | Off         | Def | Tot   |          |    |    |    |     |     |     |     |
| 02                   | Adrio Bailey      | f | 1-5    | 0-0             | 0-0    | 0           | 3   | 3     | 4        | 2  | 0  | 2  | 2   | 0   | 13  |     |
| 10                   | Daniel Gafford    | f | 4-6    | 0-0             | 5-8    | 2           | 12  | 14    | 0        | 13 | 0  | 4  | 2   | 1   | 29  |     |
| 01                   | Isaiah Joe        | g | 5-9    | 5-6             | 6-6    | 1           | 0   | 1     | 2        | 21 | 0  | 3  | 0   | 1   | 30  |     |
| 05                   | Jalen Harris      | g | 2-9    | 0-3             | 7-8    | 0           | 2   | 2     | 2        | 11 | 10 | 0  | 0   | 0   | 34  |     |
| 13                   | Mason Jones       | g | 2-7    | 0-2             | 2-2    | 0           | 4   | 4     | 5        | 6  | 3  | 3  | 0   | 0   | 27  |     |
| 00                   | Desi Sills        |   | 2-4    | 1-2             | 4-4    | 0           | 1   | 1     | 1        | 9  | 0  | 1  | 0   | 1   | 18  |     |
| 11                   | K. Embery-Simpson |   | 0-2    | 0-2             | 2-4    | 0           | 0   | 0     | 2        | 2  | 0  | 1  | 1   | 0   | 11  |     |
| 22                   | Gabe Osabuohien   |   | 2-6    | 0-1             | 0-0    | 4           | 0   | 4     | 2        | 4  | 0  | 1  | 0   | 0   | 10  |     |
| 35                   | Reggie Chaney     |   | 5-7    | 0-0             | 1-2    | 1           | 4   | 5     | 2        | 11 | 4  | 0  | 3   | 4   | 28  |     |
| Team                 |                   |   |        |                 |        | 3           | 2   | 5     |          |    |    |    |     |     |     |     |
| Totals               |                   |   |        | 23-55           | 6-16   | 27-34       | 11  | 28    | 39       | 20 | 79 | 17 | 15  | 8   | 7   | 200 |
| FG % 1st Half: 11-31 |                   |   | 35.5%  | 2nd half: 12-24 | 50.0%  | Game: 23-55 |     | 41.8% | Deadball |    |    |    |     |     |     |     |
| 3FG % 1st Half: 5-9  |                   |   | 55.6%  | 2nd half: 1-7   | 14.3%  | Game: 6-16  |     | 37.5% | Rebounds |    |    |    |     |     |     |     |
| FT % 1st Half: 8-10  |                   |   | 80.0%  | 2nd half: 19-24 | 79.2%  | Game: 27-34 |     | 79.4% | 5.2      |    |    |    |     |     |     |     |

Officials: Brian Shey, Peter Juzenas, R.B. Clyburn  
 Technical fouls: UTSA-None. Arkansas-None.

Attendance: 13,728

Tickets Scanned: 12,462

Fouled out: UTSA #25,Allen (2:42 2H);#2,Jackson(0:43.9 2H)

#5, Giovanni (0:29.1 2H)

Arkansas #13, Jones (0:43.9 2H)

| Score by periods | 1st | 2nd | Total |
|------------------|-----|-----|-------|
| UTSA             | 28  | 39  | 67    |
| Arkansas         | 35  | 44  | 79    |

|        | In Paint | Off T/O | 2nd Chance | Fast Break | Bench |
|--------|----------|---------|------------|------------|-------|
| Points |          |         |            |            |       |
| UTSA   | 24       | 16      | 9          | 5          | 12    |
| AR     | 30       | 17      | 11         | 15         | 26    |

Last FG - UTSA 2nd-00:04, AR 2nd-00:12.

Largest lead - UTSA by 5 1st-15:45, AR by 12 2nd-00:12.

UTSA led for 14:11. AR led for 23:33. Game was tied for 02:16.

Score tied - 4 times.  
 Lead changed - 6 times.



## 25th Anniversary


## 1994 NATIONAL CHAMPIONSHIP



Record: 31-3, 14-2 SEC  
NCAA CHAMPION  
SEC CHAMPION

## NCAA TOURNAMENT RESULTS

|              |                         |        |
|--------------|-------------------------|--------|
| RD1          | def. North Carolina A&T | 94-79  |
| RD2          | def. Georgetown         | 85-73  |
| Sweet 16     | def. Tulsa              | 103-84 |
| Elite 8      | def. Michigan           | 76-68  |
| Final Four   | def. Arizona            | 91-82  |
| Championship | def. Duke               | 76-72  |



## 1993-94 RAZORBACKS

|    |                      |                    |
|----|----------------------|--------------------|
| 3  | Alex Dillard         | Bessemer, Ala.     |
| 12 | Clint McDaniel       | Tulsa, Okla.       |
| 13 | John Engskov         | Berryville, Ark.   |
| 14 | Corey Beck           | Memphis, Tenn.     |
| 15 | Dwight Stewart       | Memphis, Tenn.     |
| 22 | Davor Rimac          | Zagreb, Croatia    |
| 23 | Ken Biley            | Pine Bluff, Ark.   |
| 24 | Ray Biggers          | Houston, Texas     |
| 30 | Scotty Thurman       | Ruston, La.        |
| 31 | Roger Crawford       | Birmingham, Ala.   |
| 33 | Lee Wilson           | Waco, Texas        |
| 34 | Corliss Williamson   | Russellville, Ark. |
| 35 | Reggie Merritt       | Little Rock, Ark.  |
| 40 | Elmer Martin         | Memphis, Tenn.     |
| 44 | Darnell Robinson     | Oakland, Calif.    |
|    | Nolan Richardson     | Head Coach         |
|    | Nolan Richardson III | Assistant Coach    |
|    | Mike Anderson        | Assistant Coach    |
|    | Brad Dunn            | Assistant Coach    |
|    | Wayne Stehlik        | Dir. of Operations |
|    | Dave England         | Athletic Trainer   |

