



ARKANSAS RAZORBACKS

GAME 11 • Texas State • Dec. 22, 2018 • 1:00 pm • Fayetteville, Ark. / Bud Walton Arena (19,200) • SEC Network

• GAME INFORMATION •

TV: SEC Network
Kevin Fitzgerald and Pat Bradley



RADIO: Razorback/IMG Sports Network
Chuck Barrett and Matt Zimmerman

SATELLITE: XM (385), Internet (976)

LIVE STATS: www.Arkansas.StatBroadcast.com

• THE MATCHUP •

ARKANSAS RAZORBACKS

Overall: 7-3 0-0 SEC

Head Coach: Mike Anderson (Tulsa '82)

At Arkansas: 158-89 (8th Yr) • Overall: 358-187 (17th Yr)



TEXAS STATE BOBCATS

Overall: 10-1 0-0 Sun Belt

Head Coach: Danny Kaspar (North Texas '78)

At TXST: 84-89 (6th Yr) • Overall: 549-282 (28th Yr)



Versus Texas State

- This will be the fourth meeting between Arkansas and Texas State. The Razorbacks have won previous three meetings in the series.
- In the Arkansas media, guide, the games between the two schools in 2001 and 2002 list the Bobcats as Southwest Texas State, which is what the institution was called, changing to Texas State in 2003..

Last Time Out for Razorbacks

- Jose Alvarado scored 20 points to help Georgia Tech hold on in the closing minutes for a 69-65 win at Arkansas.
- Alvarado was 9 of 15 from the field and scored in double figures for the sixth time in seven games, and the 6-foot guard added nine rebounds. James Banks III added 14 points and 15 rebounds, and Michael Devoe finished with 11 points and Khalid Moore had 10 in the win.
- The Razorbacks shot just 38.1 percent (24 of 63) from the field, and allowed Tech to shoot 45 percent, the second-highest total by an opponent this season. Western Kentucky shot 50 percent in Arkansas' other home loss this season.
- Mason Jones led Arkansas with 17 points, while Daniel Gafford added 14 and Isaiah Joe 13.
- Arkansas trailed by as many as 11 points in the first half while opening the game 1 of 11 from the field, including 0 of 8 on 3-pointers. The Razorbacks, however, hit 6 of 9 3-point attempts to close out the half - with Jones and Joe combining for five - and rallied to take a 32-31 halftime lead.

Rare Home Losses

- Arkansas has lost back-to-back home games for the first time since the 2016-17 season, falling to Florida (81-72 on Dec. 29, 2016) and Mississippi State (84-74 on Jan. 10, 2017).
- Arkansas had not lost back-to-back home non-conference games since the 2009-10 season, suffering losses to Baylor (70-47; Dec 20, 2009) and UAB (73-72; Jan. 2, 2010).
- Arkansas has not lost three straight at home since dropping the final three home games of the 2011-12 season versus Florida (Feb. 18), Alabama (Feb. 23) and Ole Miss (Feb. 28)..

25th Anniversary of National Championship

- The 2018-19 season is the 25th anniversary of Arkansas defeating Duke, 76-72 in Charlotte, for the 1994 NCAA National Championship. The Razorbacks defeated Arizona, 91-82, in the Final Four.
- The 1993-94 season for the Razorbacks was:**
 - 1 of 33 NCAA berths (32 appearances).
 - 1 of 6 NCAA Final Four appearances.
 - 1 of 2 NCAA Championship appearances as Arkansas returned to the national championship game the following year (1995) as well.
- The 1993-94 Razorbacks were led by Hall of Fame coach Nolan Richardson and current Head Hog Mike Anderson was an assistant on that staff.
- Arkansas was ranked #1 nine weeks during that season, was ranked among the top 6 all season, finished with a 31-1 record and was SEC regular-season champion.
- Current Razorback assistant coach Scotty Thurman, who scored 15 points, not only hit critical 3-pointer late in the game as the shot

TEXAS STATE SERIES:

- Overall: Ark leads 3-0
- At Home: Ark leads 3-0
- At TX ST: --
- At Neutral: --

SERIES RESULTS

12/04/01	Texas State	W, 90-68
12/21/02	Texas State	W, 70-60
12/06/05	Texas State	W, 73-67

LAST TIME THEY MET:

Texas State 67
Arkansas 73
Dec. 6, 2005 - Bud Walton Arena

FAYETTEVILLE - Ronnie Brewer scored 22 points and Steven Hill tied a school record with 10 blocked shots to lead Arkansas to a 73-67 victory over Texas State.

A tight first half - featuring eight lead changes - had Texas State leading by one, 22-22, with 4:17 left. Dontell Jefferson answered with a 3-pointer to spark a 12-2 run and the Razorbacks would take a 37-29 lead into the locker room at halftime.

Arkansas, which never trailed over the final 20 minutes, held a double-digit lead most of the second half, including a 12-point cushion (67-55) with 4:38 left after a Hill tip-in. Over the next three minutes, the Bobcats trimmed their deficit to four (71-67).

There were only two points scored over the final 1:35 - two free throws by Jonathon Modica with 20 seconds left to provide the 73-67 final.

The difference in the game came at the foul line as Arkansas was 12-of-19 at the charity stripe - but just 2-of-6 in the second half, while Texas State was just 1-for-5 at the line for the game, including 0-1 in the second half.

Arkansas Prior to Christmas

Arkansas has won 10 straight in its final game prior to Christmas and are 14-4 in such games since 2000.

12/23/00	at #18 Oklahoma (ot)	L, 79-88
12/22/01	#6 Oklahoma St. (NLR)	L, 76-85
12/21/02	Texas State	W, 70-60
12/22/03	Western Carolina (ot)	L, 59-62
12/23/04	Hartford	W, 87-55
12/21/05	Texas Tech (Dallas)	W, 78-65
12/22/06	Oral Roberts	W, 68-56
12/22/07	Appalachian State (NLR)	L, 67-74
12/20/08	Stephen F. Austin	W, 67-51
12/22/09	Missouri State (ot)	W, 66-62
12/22/10	Texas Southern	W, 67-59
12/22/11	Louisiana Tech	W, 77-63
12/22/12	Alabama A&M (NLR)	W, 95-68
12/21/13	South Alabama (NLR)	W, 72-60
12/22/14	Milwaukee	W, 84-54
12/22/15	North Florida	W, 97-72
12/22/16	Sam Houston St (NLR)	W, 90-56
12/19/17	Oral Roberts	W, 104-69

2018-19 SCHEDULE/RESULTS

(all times Central)

OVERALL: 7-3 Home: 5-2 Road: 1-0 Neutral: 1-1

SEC: 0-0 Home: 0-0 Road: 0-0

NOVEMBER (4-1)

9 Fri.	vs. Texas #	Ft. Bliss (El Paso, TX)	ESPN (OT)	L	71	73
12 Mon.	UC Davis +	Bud Walton Arena	SEC+	W	81	58
18 Sun.	Indiana +	Bud Walton Arena	ESPN	W	73	72
21 Wed.	Montana State +	Bud Walton Arena	SEC+	W	90	68
23 Fri.	UT Arlington +	Bud Walton Arena	SEC+	W	78	60

DECEMBER (3-2)

1 Sat.	FIU	Bud Walton Arena	SEC+	W	121	89
5 Wed.	at Colorado State	Fort Collins, Colo.	CBS Sports Net	W	98	74
8 Sat.	Western Kentucky	Bud Walton Arena	SEC	L	77	78
15 Sat.	vs. UTSA I	North Little Rock	-	W	79	67
19 Wed.	Georgia Tech	Bud Walton Arena	SEC	L	65	69
22 Sat.	Texas State	Bud Walton Arena	SEC		1:00 pm	
28 Fri.	Austin Peay	Bud Walton Arena	SEC+		7:00 pm	

JANUARY

5 Sat.	at Texas A&M *	College Station, Texas	SEC		5:00 pm	
9 Wed.	Florida *	Bud Walton Arena	SEC		7:30 pm	
12 Sat.	LSU *	Bud Walton Arena	SEC		5:00 pm	
15 Tues.	at Tennessee *	Knoxville, Tenn.	ESPN/ESPN2/ESPNU/SEC		6:00 pm	
19 Sat.	at Ole Miss *	Oxford, Miss	SEC		Noon	
23 Wed.	Missouri *	Bud Walton Arena	SEC		8:00 pm	
26 Sat.	at Texas Tech %	Lubbock, Texas	ESPN/ESPN2		5:00 pm	
29 Tues.	Georgia *	Bud Walton Arena	ESPNU		6:00 pm	

FEBRUARY

2 Sat.	at LSU *	Baton Rouge, La.	SEC		5:00 pm	
5 Tues.	Vanderbilt *	Bud Walton Arena	SEC		8:00 pm	
9 Sat.	at South Carolina *	Columbia, S.C.	SEC		2:30 pm	
12 Tues.	at Missouri *	Columbia, Mo.	ESPN/ESPN2/ESPNU		8:00 pm	
16 Sat.	Mississippi State *	Bud Walton Arena	SEC		7:30 pm	
20 Wed.	at Auburn *	Auburn, Ala.	SEC		7:30 pm	
23 Sat.	Texas A&M *	Bud Walton Arena	SEC		7:30 pm	
26 Tues.	at Kentucky *	Lexington, Ky.	ESPN/ESPN2/SEC		8:00 pm	

MARCH

2 Sat.	Ole Miss *	Bud Walton Arena	SEC		Noon	
6 Wed.	at Vanderbilt *	Nashville, Tenn.	SEC		7:30 pm	
9 Sat.	Alabama *	Bud Walton Arena	SEC		5:00 pm	
13-17	SEC Tournament ^	Nashville, Tenn.	SEC/ESPN		TBD	
20-23	NCAA 1st-2nd Rds	TBD	TBD		TBD	
27-31	NCAA Regionals	TBD	TBD		TBD	

APRIL

6 & 8	NCAA Final Four	Minneapolis, Minn.	CBS		TBD	
-------	-----------------	--------------------	-----	--	-----	--

BOLD - Home Game * - SEC Game
- ESPN Armed Forces Classic (Fort Bliss) + - Hardwood Showcase
! - Verizon Arena % - Big 12/SEC Challenge
^ - Bridgestone Arena \$ - U.S. Bank Stadium

COMPARING THE TEAMS



83.3	.463	.355	.655	38.9	18.4	6.4	8.3	70.8	.383	-0.2	1.4
OFF PPG	OFF FG%	OFF 3PT%	OFF FT%	REBS /GM	ASSTS PER GM	BLKS PER GM	STEALS PER GM	OPP PPG	OPP FG%	REB MARGIN	ASST-TO RATIO
75.5	.475	.356	.730	38.3	17.6	2.8	6.7	61.4	.379	+7.9	1.3



#FASTEST40



@RazorbackMBB



/RazorbackMBB



@RazorbackMBB



MIKE ANDERSON

HEAD COACH • TULSA '82

CAREER NUMBERS

At Arkansas: 158-89 (8 Years)

2018-19	»	7-3
2017-18	»	23-12 (NCAA First Round)
2016-17	»	26-10 (NCAA Second Round)
2015-16	»	16-16
2014-15	»	27-9 (NCAA Third Round)
2013-14	»	22-12 (NIT Second Round)
2012-13	»	19-13
2011-12	»	18-14

At Missouri: 111-57 (5 Years)

2010-11	»	23-11 (NCAA Second Round)
2009-10	»	23-11 (NCAA Second Round)
2008-09	»	31-7 (NCAA Elite Eight)
2007-08	»	16-16
2006-07	»	18-12

At UAB: 89-41 (4 Years)

2005-06	»	24-7 (NCAA First Round)
2004-05	»	22-11 (NCAA Second Round)
2003-04	»	22-10 (NCAA Sweet 16, C-USA Co-Champs)
2002-03	»	21-13 (NIT Quarterfinals)

Overall Record **358-187 (17th Year)**

- 8TH SEASON AS ARKANSAS HEAD COACH
- 17TH SEASON AS HEAD COACH OVERALL
- 25TH SEASON AT ARKANSAS OVERALL

IT'S A NUMBERS GAME

Postseason Tournaments

1 2 3 4 5 6 7 8 9 10 11

20-Win Seasons

1 2 3 4 5 6 7 8 9 10 11

NCAA Tournaments

1 2 3 4 5 6 7 8 9

30-Win Seasons

1

Losing Seasons

0

PERSONAL INFO

Born: Dec. 12, 1959
 Hometown: Birmingham, Ala.
 Alma Mater: Tulsa (1982)
 Wife: Marcheita
 Children: Darcheita, Michael Jr., Yvonne
 Date Named Head Coach at Arkansas: March 23, 2011

CONSISTENCY

Head coach Mike Anderson is one of just four current Division I coaches with 15-plus years of head coaching experience and zero losing seasons. He is the only coach to accomplish the feat at three different programs.

Razorback Nation welcomed home one of its own on March 23, 2011, when Mike Anderson was named the 12th head men's basketball coach in Arkansas history. Charged with bringing back the winning tradition that was synonymous with the Razorback program throughout the '80s and '90s, Anderson has accomplished that and is in his eighth season at Arkansas – 17th as a head coach.

Anderson has brought Arkansas back national relevance by leading the Razorbacks to back-to-back NCAA Tournament berths and postseason appearances in four of the last five years. The Razorbacks won 49 games over the 2016-17 and 2017-18 seasons, rank among the top three in league wins over the last six seasons and the Hogs are one of just two teams in the SEC to finish with a .500 winning percentage or better in league play over the last six years. This success has helped Arkansas' last two recruiting classes rank among the nation's top 25, snagging seven of the top eight players in the state over the span.

During his first seven seasons at Arkansas, Anderson produced a 156-88 record and is the first head coach in program history to win 18 or more games in each of his first four years. Anderson has also re-established Bud Walton Arena as one of the toughest places to play and brought excitement back to the tradition-rich program. Since his return to Fayetteville, the Razorbacks own the eighth-most home victories in the country with 115.

The success on-and-off the court has translated into great fan support as Arkansas has ranked among the top 25 in national attendance each of the last seven years, including No. 10 in 2017-18. Also, in August of 2018, Anderson was honored by the Burlsworth Foundation for his contributions to the state.

5

» At least five Arkansas players have earned SEC Academic Honor Roll honors each of the last five years.

18

» Arkansas has had 18 players graduate since May 2014, averaging nearly four graduates per year.

22

» During the last five years, men's basketball has earned 22 SEC All-Academic honors, including seven in 2015-16.



PLAY HARD ACT RIGHT

2018-19 RAZORBACKS

No.	Name	Pos.	Yr.	Ht.	Wt.	Hometown	High School/Previous School
0	Desi Sills	G	Fr.	6-2	196	Jonesboro, Ark.	Jonesboro HS
1	Isaiah Joe	G	Fr.	6-5	167	Fort Smith, Ark.	Fort Smith Northside HS
2	Adrio Bailey	F	Jr.	6-6	222	Campti, La.	Lakeview HS
3	Khalil Garland	G	R-Fr.	6-5	198	Little Rock, Ark.	Parkview Magnet HS
4	Emeka Obukwelu	F	Jr.	6-8	222	Plano, Texas	West Plano HS / UT-Tyler
5	Jalen Harris	G	R-So.	6-2	166	Wilson, N.C.	Word of God Christian Acad. / New Mexico
10	Daniel Gafford	F	So.	6-11	233	El Dorado, Ark.	El Dorado HS
11	Keyshawn Embery-Simpson	G	Fr.	6-3	202	Midwest City, Okla.	IMG Academy (Fla.)
12	Ty Stevens	G	So.	6-2	180	Republic, Mo.	Republic HS
13	Mason Jones	G	So.	6-5	207	Desoto, Texas	Triple A Academy / Connors State College
15	Jonathan Holmes	G	Jr.	5-10	190	Columbia, Ill.	Columbia HS
22	Gabe Osabuohien	F	So.	6-8	221	Toronto, Canada	Southwest Christian Academy (Ark.)
23	Ibrahim Ali	F	Fr.	6-10	244	Maumelle, Ark.	Maumelle HS
24	Ethan Henderson	F	Fr.	6-8	210	Little Rock, Ark.	Parkview Magnet HS
25	Jordan Phillips	G	Fr.	6-7	209	Fort Worth, Texas	Grace Preparatory Academy
35	Reggie Chaney	F	Fr.	6-8	222	Tulsa, Okla.	Findlay Prep (Nev.)

Head Coach:	Mike Anderson	Tulsa 1982	8th year as Arkansas Head Coach
Associate Head Coach:	Melvin Watkins	Charlotte, 1977	8th year at Arkansas
Assistant Coach:	TJ Cleveland	Arkansas, 2002	8th year at Arkansas
Assistant Coach:	Scotty Thurman	Philander Smith College 2003	9th year at Arkansas
Director of Basketball Operations:	Matt Zimmerman	Arkansas, 1990	8th year at Arkansas
Dir. of Student-Athlete Development:	Jeff Daniels	Montevallo, 1982	8th year at Arkansas
Special Assistant to Head Coach:	Will Bartlett	Missouri, 2009	8th year at Arkansas
Video Coordinator:	Riley Hall	Arkansas, 2016	3rd year at Arkansas
Head Athletic Trainer:	David England	Arkansas, 1980	36th year at Arkansas
Head Strength Coach:	Dave Richardson	Louisiana-Monroe, 1989	1st year at Arkansas
Graduate Assistant:	Velton Kennedy	Arkansas, 2017	2nd year at Arkansas
Graduate Assistant:	Trey Thompson	Arkansas, 2018	1st year at Arkansas

ROSTER BY STATE

Arkansas (6)

0	Desi Sills	Jonesboro
1	Isaiah Joe	Fort Smith
3	Khalil Garland	Little Rock
10	Daniel Gafford	El Dorado
23	Ibrahim Ali	Maumelle
24	Ethan Henderson	Little Rock

Canada (1)

22	Gabe Osabuohien	Toronto
----	-----------------	---------

Illinois (1)

15	Jonathan Holmes	Columbia
----	-----------------	----------

Louisiana (1)

2	Adrio Bailey	Campti
---	--------------	--------

Missouri (1)

12	Ty Stevens	Republic
----	------------	----------

North Carolina (1)

5	Jalen Harris	Wilson
---	--------------	--------

Texas (2)

4	Emeka Obukwelu	Plano
13	Mason Jones	Desoto
25	Jordan Phillips	Fort Worth

Oklahoma (2)

11	Keyshawn Embery-Simpson	Midwest City
35	Reggie Chaney	Tulsa

PRONUNCIATION GUIDE

23	Ibrahim (Ibby)	IB-ra-him (IB-ee)
	Ali	ALL-lee
2	Adrio Bailey	A-Dree-O
4	Emeka	Eh-MEHK-uh
	Obukwelu	Oh-Boo-KWEL-lu
22	Gabe Osabuohien	oh-sah-BOY-en
0	Desi Sills	Dez-ee

ROSTER BY CLASS

Seniors (0)

Juniors (4)

2	Adrio Bailey	Junior
4	Emeka Obukwelu	Junior
15	Jonathan Holmes	Junior

Sophomores (5)

5	Jalen Harris	Redshirt Sophomore
12	Ty Stevens	Sophomore
10	Daniel Gafford	Sophomore
22	Gabe Osabuohien	Sophomore
13	Mason Jones	Sophomore

Freshmen (8)

0	Desi Sills	Freshman
1	Isaiah Joe	Freshman
3	Khalil Garland	Redshirt Freshman
11	Keyshawn Embery-Simpson	Freshman
23	Ibrahim Ali	Freshman
24	Ethan Henderson	Freshman
25	Jordan Phillips	Freshman
35	Reggie Chaney	Freshman

clock expired to break a 70-70 tie. He also hit a 3-pointer late in the first half to give Arkansas a 34-33 lead at the break.

- Corliss Williamson had a game-high 23 points.

- Corey Beck had a double-double (15 pts - 10 rebs).

Harris On Point; Way too Early Record Watch

- Jalen Harris is coming off his "worst" game by having just four assists with two turnover ... Prior to that Georgia Tech game, he dished out 56 assists (9.3 avg) with just five turnovers over a six-game span.
- However, Harris still ranks **SECOND IN THE NCAA** in assist-to-turnover ratio (6.55) and is 7th in assists per game (7.2).
- Harris has dished out at least four assists in each game this season and has had three games with no turnovers.
- WAY TOO EARLY RECORD WATCH:** With 22 guaranteed games left (regular-season and at least one at SEC Tourney), Jalen Harris is on pace to have 230 assists this season. The Arkansas single-season record for assists is 219, set by Kareem Reid in 1995-96. Only one SEC player, Phil Pressey (Missouri), has averaged at least 7.0 assists per game in a season since 1995.

No Ordinary Joe; Way Too Early Record Watch

- Isaiah Joe has made at least three 3-pointers in each of the last five games with a total of 27 over the span.
- He **RANKS FIFTH THE NCAA** in 3-pointers made per game (4.10) and leads the SEC in 3-pointers made (41). He ranks second in the SEC in 3-point FG% (.461).
- WAY TOO EARLY RECORD WATCH:** With 22 guaranteed games left (regular-season and at least one at SEC Tourney), Joe is on pace to finish with 131 3's made. That would shatter the Arkansas single-season mark of 102, set by Scotty Thurman in 1994-95. The SEC single-season record is 138 set by Marshall Henderson (Ole Miss) in 2013-14.
- The only SEC player to make at least 4.0 3-pointers per game in a season is Henderson, who averaged 4.3 in 2013-14 (made 138 in 36 games).

Block Party; 3rd in NCAA

- Arkansas has turned away 38 shots over the last five games, including a season-high 11 vs. FIU, nine at Colorado State, eight vs. UTSA and six vs. Georgia Tech.
- The Razorbacks have blocked at least four shots in each game this season.
- Arkansas ranks third in the NCAA in blocked shots (6.4).


Helping Hand; 13th in the NCAA

- Head coach Mike Anderson has said, the team is starting to trust each other - passing up good shots for great shots - which has resulted in a high number of assists.
- Arkansas ranks 13th in the NCAA in assists (18.4).
- Arkansas had just 10 assists vs. Western Kentucky but rallied to have 17 assists on 23 made baskets vs. UTSA.
- This season, an impressive 63 percent of Arkansas' made baskets have come off assists.**
- Games of note with high assist-to-made-basket ratio:

- Indiana	20 assists	28 FG made	71.4%
- Montana State	29 assists	37 FG made	78.4%
- UT Arlington	15 assists	21 FG made	71.4%
- FIU	28 assists	42 FG made	66.7%
- Colorado State	29 assists	38 FG made	76.3%
- UTSA	17 assists	23 FG made	73.9%
- In two of its losses, the Razorbacks only had eight assists vs. Texas and just 10 vs. Western Kentucky. Arkansas had 16 versus Georgia Tech.**

DE-FENSE

- For the most part, Arkansas has relied on its defense to date. The Razorbacks rank in the NCAA:
 - 3rd in blocked shots (6.4).
 - 23rd in FG% defense (.383)
 - 34th in turnovers forced per game (16.80).
 - 41st in steals per game (8.3).
 - 56th in 3PT FG% defense (.301) - **1st in the SEC.**





0 • DESI SILLS

G • Fr. • 6-2 • 196 • Jonesboro, Ark.

Year	GP	GS	Min	Avq	FG	FGA	Pct	3FG	3FGA	Pct	FT	FTA	Pct	Off	Def	Tot	Avq	PF	FO	Ast	TO	Blk	Stl	Pts	Avq
2018-19	9	0	142	15.8	16	31	.516	5	16	.313	11	16	.688	2	10	12	1.3	19	0	17	12	0	7	48	5.3

1st (tied) on team in minutes off the bench (15.8) ... Coming off back-to-back, career-high scoring games with 9 (WKU and UTSA) ... A consensus top 50 pick among the nation's top point guards ... Two-time, 1st team 6A All-State selection (2017 and 2018) ... Won back-to-back 6A state titles.

CAREER HIGHS

PTS: 9 (2x), last vs. UTSA (12/15/18)
REB: 3 vs. FIU (12/01/18)
AST: 6 vs. FIU (12/01/18)
STL: 2 vs. Montana State (11/21/18)
BLK: --



1 • ISAIAH JOE

G • Fr. • 6-5 • 167 • Fort Smith, Ark.

Year	GP	GS	Min	Avq	FG	FGA	Pct	3FG	3FGA	Pct	FT	FTA	Pct	Off	Def	Tot	Avq	PF	FO	Ast	TO	Blk	Stl	Pts	Avq
2018-19	9	9	259	28.8	49	102	.480	38	77	.494	16	21	.762	5	17	22	2.4	16	0	18	13	0	12	152	16.9

SEC Player of the Week (12/3) as he scored 34 points and made 10-of-3 3's vs. FIU ... 5th in NCAA in 3's made/gm (4.22) ... Leads SEC in 3PT FGM (494) ... Scored double-digits in all 9 games ... Leads team w/ 7 charges taken, 3rd in deflections (25) ... Was the USA TODAY and Gatorade Arkansas Player of the Year.

CAREER HIGHS

PTS: 34 vs. FIU (12/01/18)
REB: 5 vs. UC Davis (11/12/18)
AST: 5 vs. Montana State (11/21/18)
STL: 5 vs. Montana State (11/21/18)
BLK: --



2 • ADRIO BAILEY

F • Jr. • 6-6 • 222 • Campiti, La.

Year	GP	GS	Min	Avq	FG	FGA	Pct	3FG	3FGA	Pct	FT	FTA	Pct	Off	Def	Tot	Avq	PF	FO	Ast	TO	Blk	Stl	Pts	Avq
2018-19	9	9	212	23.6	30	53	.566	1	4	.250	17	29	.586	7	32	39	4.3	28	1	11	7	13	9	78	8.7
CAREER	67	27	851	12.7	105	190	.553	1	4	.250	43	81	.531	49	104	153	2.3	116	2	35	36	43	38	254	3.8

A team captain ... Represents Arkansas on the SEC Men's Basketball Leadership Council ... Is only scholarship upperclassman on team ... 2nd on team with 44 deflections ... Had career-high 20-point effort vs UC Davis where he made 1st career 3-pointer ... Also vs UCD, scored 8 pts during 22-1 run to put game away.

CAREER HIGHS

PTS: 20 vs. UC Davis (11/21/18)
REB: 7 (2x) - last vs Oklahoma (11/23/17)
AST: 3 vs. Fresno State (11/17/17)
STL: 3 (4x) - last vs UTA (11/23/18)
BLK: 5 vs. North Carolina (11/24/17)



5 • JALEN HARRIS

G • R-So. • 6-2 • 166 • Wilson, N.C.

Year	GP	GS	Min	Avq	FG	FGA	Pct	3FG	3FGA	Pct	FT	FTA	Pct	Off	Def	Tot	Avq	PF	FO	Ast	TO	Blk	Stl	Pts	Avq
2018-19	9	9	277	30.8	26	74	.351	2	21	.095	30	37	.811	5	23	28	3.1	17	0	68	9	0	11	84	9.3
CAREER	40	27	916	22.9	73	181	.403	9	48	.188	68	88	.773	7	77	84	2.1	81	0	140	49	3	36	223	5.6

A team captain ... Leads NCAA in assist-turnover ratio (6.57 - 68 assists-with just 9 turnovers) ... 5th in NCAA in assists per game (7.6) ... Career-high 12 assists at Montana State ... Two double-doubles with 11 pts & 11 assists vs. Montana State and 11 pts & 10 assists vs. UTSA ... Added 10 assists vs. FIU.

CAREER HIGHS

PTS: 15 vs. Nevada (01/07/17)
REB: 9 vs. Nevada (01/07/17)
AST: 12 at Colorado State (12/05/18)
STL: 4 at Colorado State (12/05/18)
BLK: 1 (3x) - last at UNLV (02/01/17)



10 • DANIEL GAFFORD

F • So. • 6-11 • 233 • El Dorado, Ark.

Year	GP	GS	Min	Avq	FG	FGA	Pct	3FG	3FGA	Pct	FT	FTA	Pct	Off	Def	Tot	Avq	PF	FO	Ast	TO	Blk	Stl	Pts	Avq
2018-19	9	9	244	27.1	62	93	.667	0	0	.000	37	61	.607	24	60	84	9.3	20	0	6	28	21	10	161	17.9
CAREER	44	35	1034	23.5	226	364	.621	0	0	.000	122	222	.550	101	200	301	6.8	134	3	30	65	97	29	574	13.0

A team captain ... 12th in NCAA/1st in SEC in FG% (.621) ... Team-best 53 deflections ... On Wooden Award, Naismith Trophy, Lute Olson Award & Kareem Abdul-Jabbar Award Watch Lists ... Preseason 1st team All-SEC ... Consensus lottery pick on Mock Drafts ... SEC Player of the Week (27 pts & 12 rebs vs. Indiana).

CAREER HIGHS

PTS: 27 vs. Indiana (11/18/18)
REB: 14 vs. UTSA (12/15/18)
AST: 4 vs. Oral Roberts (12/19/17)
STL: 3 vs. Ole Miss (01/20/18)
BLK: 7 (2x) - last vs. Auburn (02/27/18)



11 • KEYSHAWN EMBERY-SIMPSON

G • Fr. • 6-3 • 202 • Midwest City, Okla.

Year	GP	GS	Min	Avq	FG	FGA	Pct	3FG	3FGA	Pct	FT	FTA	Pct	Off	Def	Tot	Avq	PF	FO	Ast	TO	Blk	Stl	Pts	Avq
2018-19	9	0	129	14.3	13	38	.342	8	27	.296	6	11	.545	2	10	12	1.3	13	0	8	5	2	7	40	4.4

Averaging 14.3 minutes off the bench ... Career-high 14 pts (5-6 FG/4-5 3-pt) at Colorado State ... Only committed 3 turnovers ... Played his senior year at IMG Acad. (Fla) ... 247Sports.com tabbed him the 22nd-best point guard in the nation ... As a junior at Midwest City HS, was ranked #1 player in the state.

CAREER HIGHS

PTS: 14 at Colorado State (12/05/18)
REB: 3 (2x) - last vs. FIU (12/01/18)
AST: 3 vs. FIU (12/01/18)
STL: 3 vs. FIU (12/01/18)
BLK: 1 (2x), last vs. UTSA (12/15/18)



12 • TY STEVENS

G • So. • 6-2 • 180 • Republic, Mo.

Year	GP	GS	Min	Avq	FG	FGA	Pct	3FG	3FGA	Pct	FT	FTA	Pct	Off	Def	Tot	Avq	PF	FO	Ast	TO	Blk	Stl	Pts	Avq
2018-19	1	0	1	1.0	0	0	.000	0	0	.000	0	0	.000	0	0	0	0.0	0	0	0	0	0	0	0	0.0

Played in Montana State win ... Added to 2018-19 roster through walk-on tryouts ... Carries a 4.0 GPA ... Attended University of Arkansas in 2017-18 but was not a member of the team ... At Republic HS, tabbed first team All-COC Large Boys Basketball Team.

CAREER HIGHS

PTS: 0
REB: 0
AST: 0
STL: 0
BLK: 0



13 • MASON JONES

G • So. • 6-5 • 207 • Desoto, Texas

Year	GP	GS	Min	Avq	FG	FGA	Pct	3FG	3FGA	Pct	FT	FTA	Pct	Off	Def	Tot	Avq	PF	FO	Ast	TO	Blk	Stl	Pts	Avq
2018-19	9	9	262	29.1	35	77	.455	21	49	.429	30	38	.789	4	44	48	5.3	25	1	26	18	1	8	121	13.4

8th in SEC in 3PT made (2.3) ... 2nd on team in rebounds (5.3) & assists (26), 3rd in scoring (13.4) ... Led team in scoring 3 times ... Had game-winning rebound and FT vs Indiana - a game he had 7 assists and no TO ... Had double-double (19 and 10) vs. FIU ... Played one season at Connors St. College (15.5 pts, 6.9 rebs).

CAREER HIGHS

PTS: 21 vs. UC Davis (11/12/18)
REB: 5 vs. FIU (12/01/18)
AST: 7 vs. Indiana (11/18/18)
STL: 3 vs. Montana State (11/21/18)
BLK: 1 vs. Texas (11/09/18)



15 • JONATHAN HOLMES

G • Jr. • 5-10 • 190 • Columbia, Ill.

Year	GP	GS	Min	Avq	FG	FGA	Pct	3FG	3FGA	Pct	FT	FTA	Pct	Off	Def	Tot	Avq	PF	FO	Ast	TO	Blk	Stl	Pts	Avq
2018-19	3	0	7	2.3	0	5	.000	0	3	.000	0	0	.000	0	0	0	0.0	1	0	0	0	0	0	0	0.0
CAREER	20	0	32	1.6	7	25	.280	2	13	.154	1	2	.500	2	2	4	0.2	3	0	1	2	0	1	17	0.9

Fan favorite ... Last season saw action in 11 games and scored 15 points with three rebounds ... Hit his first collegiate 3-pointer versus Bucknell and added a trey versus Troy ... As a freshman, SEC First-Year Academic Honor Roll ... Played in six games as a walk-on.

CAREER HIGHS

PTS: 3 (2x) - last vs. Oral Roberts (12/19/17)
REB: 1 (4x) - last vs. Vanderbilt (02/10/18)
AST: 1 vs. Samford (11/10/17)
STL: 1 vs. Bucknell (11/12/17)
BLK: 0



22 • GABE OSABUOHEN

F • So. • 6-8 • 221 • Toronto, Canada

Year	GP	GS	Min	Avq	FG	FGA	Pct	3FG	3FGA	Pct	FT	FTA	Pct	Off	Def	Tot	Avq	PF	FO	Ast	TO	Blk	Stl	Pts	Avq
2018-19	9	0	105	11.7	9	33	.273	1	8	.125	5	13	.385	14	13	27	3.0	25	1	7	10	5	5	24	2.7
TOTAL	29	0	241	8.3	19	58	.328	1	12	.083	7	23	.304	20	35	55	1.9	46	1	14	21	8	8	46	1.6

Pronounced oh-sah-BOY-en ... High energy guy off the bench ... Made 1st career 3-pointer to give Arkansas 38-35 lead at halftime vs Indiana ... Second on the team in charges taken with 6 ... Last year, tied for the team lead in charges taken with eight.

CAREER HIGHS

PTS: 6 (2x) - last vs. Montana State (11/21/18)
REB: 5 (3x) - last at Colorado State (12/05/18)
AST: 4 vs. South Carolina (02/06/18)
STL: 2 vs. Montana State (11/21/18)
BLK: 1 (6x) - last vs. FIU (12/01/18)



23 • IBRAHIM ALI

F • Fr. • 6-10 • 244 • Maumelle, Ark.

Year	GP	GS	Min	Avq	FG	FGA	Pct	3FG	3FGA	Pct	FT	FTA	Pct	Off	Def	Tot	Avq	PF	FO	Ast	TO	Blk	Stl	Pts	Avq
2018-19	0	0	0	0	0	0	0	0	0	0	0	0	0	0	0	0	0	0	0	0	0	0	0	0	0

Prefers to go by Ibbey (IB-ee) ... Full name is pronounced IB-ra-him Ali-Lee ... Was a three-star recruit according to Rivals.com ... Sat out 2017-18 season to work on his development.

CAREER HIGHS

PTS: --
REB: --
AST: --
STL: --
BLK: --



24 • ETHAN HENDERSON

F • Fr. • 6-8 • 210 • Little Rock, Ark.

Year	GP	GS	Min	Avq	FG	FGA	Pct	3FG	3FGA	Pct	FT	FTA	Pct	Off	Def	Tot	Avq	PF	FO	Ast	TO	Blk	Stl	Pts	Avq
2018-19	5	0	18	3.6	1	1	1.000	0	0	.000	1	3	.333	1	4	5	1.0	3	0	2	3	1	1	3	0.6

Rated the top player in Arkansas by 247Sports.com, ESPN.com and Future150.com, which also tabbed him the 30th-best power forward in the nation ... Named to the USA TODAY All-Arkansas first team ... Helped Parkview HS win the 2018 and 2016 5A state championships.

CAREER HIGHS

PTS: 3 vs. FIU (12/01/18)
REB: 2 (2x), last vs. UTA (11/23/18)
AST: 0
STL: 1 vs. FIU (12/01/18)
BLK: 1 vs. Montana State (11/21/18)



25 • JORDAN PHILLIPS

G • Fr. • 6-7 • 209 • Fort Worth, Texas

Year	GP	GS	Min	Avq	FG	FGA	Pct	3FG	3FGA	Pct	FT	FTA	Pct	Off	Def	Tot	Avq	PF	FO	Ast	TO	Blk	Stl	Pts	Avq
2018-19	4	0	27	6.8	2	15	.133	0	5	.000	2	2	1.000	1	4	5	1.3	5	0	0	1	0	0	6	1.5

Had meniscus repair surgery in the summer of 2018 and saw first game action versus Montana State (played 10 minutes) ... Showing great improvement at practices ... Rated 11th-best prospect in Texas and the 37th-best shooting guard in the country by 247Sports.com.

CAREER HIGHS

PTS: 4 vs. FIU (12/01/18)
REB: 2 vs. FIU (12/01/18)
AST: 1 at Colorado State (12/05/18)
STL: 0
BLK: 0



35 • REGGIE CHANEY

F • Fr. • 6-8 • 222 • Tulsa, Okla.

Year	GP	GS	Min	Avq	FG	FGA	Pct	3FG	3FGA	Pct	FT	FTA	Pct	Off	Def	Tot	Avq	PF	FO	Ast	TO	Blk	Stl	Pts	Avq
2018-19	9	0	142	15.8	24	43	.558	0	0	.000	3	12	.250	12	27	39	4.3	21	0	5	12	15	6	51	5.7

Gafford Backing POY Hype

- Daniel Gafford is on four National Player of the Year Watch lists and the sophomore has proven why.
- Has four double-doubles in nine games this season after getting just three in 35 games as a freshman.
- Gafford ranks 12th in the NCAA in field goal percentage (.667). In the SEC, Gafford also ranks second in rebounding (9.2), third in scoring (17.5) and third in blocked shots (2.4) - **the only player in the league to rank among the top five in each category.**
- Named **SEC Player of the Week** for his play in leading Arkansas to a win over Indiana, scoring a career-high 27 points and tying a then career-high with 12 rebounds.
- Gafford tied a school record, making 8-of-8 shots from the field versus Montana State. He is the 8th Razorback to make at least all 8 shot attempts in a game and the first to do so twice in his career (also going 8-of-8 versus Minnesota last season).
- Versus UTA, Gafford made a career-best nine free throws and tied a career-high with 10 attempts. Prior to UTA, Gafford had only made 13 free throws on 28 attempts.
- Recorded his third double-double of the season with 21 points and 12 rebounds versus FIU.
- At Colorado State, battled foul trouble in the first half and did not attempt a field goal... Scored 10 points and had six rebounds in the second half and spurred a 13-0 run to put the game away.
- Had a career-high 14 rebounds vs. UTSA and tallied his fourth double-double (13 pts and 14 boards).
- Even, what some would say was a "bad" performance versus Georgia Tech, Gafford still had 14 points, eight rebounds and three blocked shots.

Seeing Double

- Isaiah Joe and Daniel Gafford are the only two Razorbacks to score in double figures in all 10 games.

In the Black

- Arkansas has a +125 scoring margin through 10 games. Daniel Gafford leads the team in plus/minus at 14.50. Isaiah Joe is second at +13.10 and Mason Jones is at 12.80.
- Desi Sills has the best plus/minus off the bench, each at +2.7.

Gafford Named SEC Player of the Week

- After posting career highs and leading the Razorbacks to a win over Indiana, Daniel Gafford was been named the SEC Men's Basketball Player of the Week.
- Gafford scored a career-high 27 points and tied his career high with 12 rebounds while adding three blocked shots and two steals. Gafford was most effective in the second half, scoring 19 points, grabbing seven rebounds and getting two steals. In fact, he was 9-for-10 shooting from the field in the period while the rest of the team was just 5-of-23 from the field and scored 16 points.
- Three times in within the final 11 minutes, Indiana took a one-point lead and, each time, Gafford answered to put the Razorbacks back on top. He additionally broke a 63-63 tie with 5:46 left with one of his four dunks on the evening. In the final seconds, Gafford tipped the ball out after a missed shot that led to a Mason Jones rebound and eventual game-winning free throw with 2.5 seconds left.

Joe Named SEC Player of the Week

- Isaiah Joe was named the Southeastern Conference Men's Basketball Player of the Week. Joe scored 34 points - 17 in each half - and made 10-of-13 shots from 3-point range to lead the Razorbacks to a 121-89 victory over FIU.
- Joe joins Courtney Fortson (Dec. 15, 2009) as the only Razorback freshman to be named SEC Player of the Week.
- The 34 points are second (tied) on the Arkansas all-time list for most points by a freshman in a game. Bobby Portis scored 35 as a freshman versus Alabama in 2014. Scotty Thurman scored 34 twice as a freshman. This was just the seventh time a Razorback freshman has ever scored at least 30 points in a game.
- He is just the fourth Razorback (fifth time in school history) to make at least 10 3-pointers in a game and just the 10th player in SEC history (11th time in league history) to make at least 10 in a game. (Arkansas' Rotnei Clarke had at least 10, 3's twice in his career).
- Joe was 10-for-13 from 3-point range and that .764 percentage ties for the best percentage in SEC history for those that made at least 10 in a game. (Alabama's John Petty was also 10-of-13 last season.)
- After FIU trimmed its deficit to four (24-20) at 8:29 in the first half, Joe drained a 3-pointer and scored 14 points over the next 4:37 to put Arkansas up 20.
- Joe started the game going 1-for-3 from 3-point range. He then made six straight attempts and finished the game making 9-of-his-last-10 from long distance.

Team Leaders**• DEFLECTIONS SEASON**

Daniel Gafford	59
Adrio Bailey	46
Reggie Chaney	34
Isaiah Joe	29
Jalen Harris	27
Mason Jones	27

MOST IN A GAME

10 Daniel Gafford at Colorado State
10 Reggie Chaney vs. UTSA
8 Adrio Bailey at Colorado State
7 Daniel Gafford vs. Indiana AND vs. UTSA
7 Isaiah Joe vs. UC Davis
7 Adrio Bailey vs. FIU
7 Reggie Chaney vs. Ga Tech

• CHARGES TAKEN SEASON

Isaiah Joe	7
Gabe Osabuohien	7
Keyshawn Embery-Simpson	2

MOST IN A GAME

3 Isaiah Joe vs. UT Arlington
2 Gabe Osabuohien vs. UC Davis

MOST HOME WINS IN NCAA SINCE 2011-12

when Anderson took reigns at Arkansas
(as of DEC. 120, 2018)

1. Kentucky	127
2. Oregon	125
3. Kansas	122
4. Ohio State	120
5. Louisville	119
6. Arizona	116
Indiana	116
8. ARKANSAS	115

THE GAFFORD FILE**2019 WOODEN AWARD WATCH LIST**

- One of 50 candidates. The John R. Wooden Award presented by Wendy's. Chosen by a preseason poll of national college basketball experts, the list is comprised of 50 student-athletes who are the early front-runners for the most prestigious honors in college basketball, the Wooden Award All American Team and Most Outstanding Player Award.

2019 CITIZEN NAISMITH TROPHY WATCH LIST

- One of 50 candidates as named by the Atlanta Tipoff Club for the 2019 Citizen Naismith Trophy Men's Player of the Year honor.

2019 LUTE OLSON AWARD WATCH LIST

- One of 40 candidates for the top Division I player in college basketball. The award is determined by a committee consisting of current DI head coaches, retired head coaches, athletic directors and/or conference administrators, members of the national media and collegeinsider.com staff members.

2019 KAREEM ABDUL-JABBAR WATCH LIST

- One of 21 candidates as named by the Naismith Memorial Basketball Hall of Fame. The award recognizes the top centers in men's college basketball.

SEC PLAYER OF THE WEEK (Nov .20, 2018)**2018-19 PRESEASON FIRST TEAM ALL-SEC**

- Media and Coaches

2017-18 SEC ALL-FRESHMAN TEAM

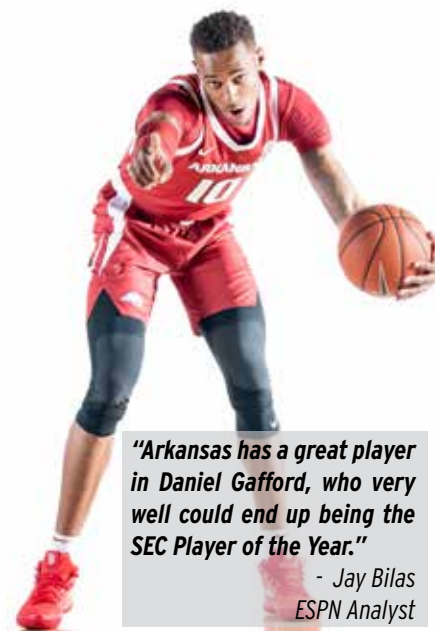
- Was 3x SEC Freshman of the Week

THE 2019 NBA MOCK DRAFTS

- Is projected to be a NBA Lottery pick in the 2019 draft, including (as of Oct. 20, 2018):
 - 7th by NBC Sports
 - 8th by Sports Illustrated
 - 8th by CBS Sports
 - 8th by BustingBrackets.com
 - 9th by Forbes
 - 10th by ESPN
 - 10th by NBADraft.net
 - 11th by Draftsite.com
 - 13th by BleacherReport.com
 - 14th by SBNation.com

HOW HE SPENT HIS SUMMER

- Invited to participate in the Nike Basketball Academy in Los Angeles. The annual developmental camp allowed 25 highly-touted college basketball players the opportunity to learn and train with current and past NBA superstars through a series of off-court workouts, drills, film sessions and 5-on-5 competition.



"Arkansas has a great player in Daniel Gafford, who very well could end up being the SEC Player of the Year."

- Jay Bilas
ESPN Analyst

MISCELLANEOUS STATS
Double-Figure Scoring Games

Player	16-17	17-18	18-19	Career
Gafford	NA	22	10	32
Joe	NA	NA	10	10
Jones	NA	NA	8	8
Bailey	1	3	5	9
Harris	2	NA	4	6
Chaney	NA	NA	2	2
Embery-Simpson	NA	NA	1	1

20+ Point Scoring Games

Player	16-17	17-18	18-19	Career
Gafford	NA	2	4	6
Joe	NA	NA	2	2
Bailey	0	0	1	1
Jones	NA	NA	1	1

30+ Point Scoring Games

Player	16-17	17-18	18-19	Career
Joe	NA	NA	1	1

3+ Three-Pointers in a Game

Player	16-17	17-18	18-19	Career
Joe	NA	NA	8	8
Jones	NA	NA	5	5
Embery-Simpson	NA	NA	1	1

5+ Three-Pointers in a Game

Player	16-17	17-18	18-19	Career
Joe	NA	NA	4	4
Jones	NA	NA	2	2

Double Figure Rebounding Games

Player	16-17	17-18	18-19	Career
Gafford	NA	4	4	8
Jones	NA	NA	1	1

Double Figure Assists Games

Player	16-17	17-18	18-19	Career
Harris	0	NA	4	4

Double-Doubles

Player	16-17	17-18	18-19	Career
Gafford	NA	3	4	4
Harris	0	NA	2	2
Jones	NA	NA	1	1

5+ Assist Games

Player	16-17	17-18	18-19	Career
Harris	1	NA	6	7
Jones	NA	NA	2	2

3+ Steals in a Game

Player	16-17	17-18	18-19	Career
Joe	NA	NA	2	2
Bailey	0	1	2	3
Gafford	NA	1	0	1
Jones	NA	NA	1	1
Harris	2	NA	1	3
Embery-Simpson	NA	NA	1	1
Chaney	NA	NA	1	1

3+ Blocks in a Game

Player	16-17	17-18	18-19	Career
Gafford	NA	13	4	17
Chaney	NA	NA	3	3
Bailey	0	1	2	3

Did You Know

- Of the **351 teams** in NCAA Division I Basketball:
 - Only **37 teams** have gone to NCAA Tourney in 3 of last 4 years - **INCLUDING ARKANSAS.**
 - Only **28 of those 37** played in last year's NCAA Tournament - **INCLUDING ARKANSAS.**
 - Only **23 of those 28** played in each of the last two NCAA Tournaments - **INCLUDING ARKANSAS.**

Sustained Success, Elite SEC Company

- The Razorbacks are one of two teams in the league to finish .500 or better in SEC play each of the last six years.

Gafford Preseason All-SEC; Hogs Picked 10th

- Daniel Gafford was named to the SEC Men's Basketball Preseason All-Conference first team, as selected by a panel of both league and national media members.
- The Razorbacks, one of a league-record eight teams to play in the NCAA Tournament last season, were picked 10th in the preseason poll.
- The good news for Razorback fans is that Arkansas has exceeded the preseason polls in each of the last five years.

YEAR	PRESEASON	FINISH	Record • SEC
2013-14	8th	5th	22-12 • 10-8
2014-15	3rd	2nd	27-9 • 13-8
2015-16	1th	t-8th	16-16 • 9-9
2016-17	5th	t-3rd	26-10 • 12-6
2017-18	6th	t-4th	23-12 • 10-8
2018-19	10th	??	--

Slam Dunk

- The Razorbacks threw down 10 dunks in the win over Montana State - the second-best, single-game total in the Mike Anderson era. Arkansas added nine versus FIU.
- Arkansas has 51 dunks in 10 games this season, an average of 5.1 per game.
- Arkansas' 124 dunks in 2017-18 (3.5 per game) were the most of the Mike Anderson era. The only other Arkansas team to reach 100 dunks in a season was the 2014-15 team who totaled exactly 100 dunks.

Arkansas is Not Just Young, But Inexperienced Too

- Arkansas is not only one of the youngest teams in the nation, but also one of the most inexperienced.

TEAMS WITH NO SENIORS	MOST FR/SO ON SCHOLARSHIP	FEWEST UPPERCLASSMEN ON SCHOLARSHIP
ARKANSAS	12 - Duquesne	1 - ARKANSAS
Seattle	11 - ARKANSAS	1 - Duquesne
Mount St. Mary's Univ.		1 - Mount St. Mary's Univ.
Cal Northridge		
Duquesne, North Florida		
Virginia, Cal, UT Arlington		

MOST SCHOLARSHIP NEWCOMERS FEWEST RETURNING SCHOLARSHIP PLAYERS

MOST SCHOLARSHIP NEWCOMERS	FEWEST RETURNING SCHOLARSHIP PLAYERS
13 - Detroit Mercy	1 - Chattanooga
12 - FAU	2 - Duquesne
12 - Seattle	2 - Drake
12 - UT Arlington	3 - ARKANSAS
11 - Missouri State	3 - USF
11 - Duquesne	3 - MTSU
10 - Mount St. Mary's Univ	3 - Missouri State
10 - Belmont	3 - Mount Saint Mary's Univ.
10 - New Mexico	3 - UTA
9 - ARKANSAS	3 - Detroit Mercy
9 - Pepperdine	3 - FAU
9 - MTSU	3 - UT Arlington

"We have a bunch of piglets but they are starting to develop teeth. Best thing about piglets is they grow up to be Hogs."

- Mike Anderson

Arkansas Head Basketball Coach

MOST SEC WINS IN THE...

LAST 2 YEARS		LAST 3 YEARS		LAST 4 YEARS		LAST 5 YEARS		LAST 6 YEARS	
2017-18		2016-18		2015-18		2014-18		2013-18	
1. Kentucky	26	1. Kentucky	39	1. Kentucky	57	1. Kentucky	69	1. Kentucky	81
2. Florida	25	2. Florida	34	2. ARKANSAS	44	2. Florida	60	2. Florida	74
3. ARKANSAS	22	3. ARKANSAS	31	3. Florida	42	3. ARKANSAS	54	3. ARKANSAS	64
4. Tennessee	21	4. South Carolina	30	4. Texas A&M	41	4. Texas A&M	49	4. Georgia	58
5. Auburn	20	Texas A&M	30	5. Georgia	37	Georgia	49	5. Ole Miss	57
6. South Carolina	19	6. Tennessee	27	6. South Carolina	36	6. Ole Miss	45	6. Texas A&M	56
7. Alabama	18	Vanderbilt	27	Vanderbilt	36	Tennessee	45	Tennessee	56
8. Texas A&M	17	8. Alabama	26	Ole Miss	36	8. Vanderbilt	43	8. Alabama	53
9. Georgia	16	Georgia	26	9. Tennessee	34	9. South Carolina	41	9. Vanderbilt	51
Vanderbilt	16	10. Auburn	25	Alabama	34	Alabama	41	10. LSU	50
11. Ole Miss	15	Ole Miss	25	11. LSU	32	LSU	41	11. South Carolina	45
Miss. State	15	12. Miss. State	22	12. Auburn	29	12. Auburn	35	12. Auburn	38
13. Missouri	12	13. LSU	21	13. Miss. State	28	13. Miss. State	31	Missouri	38
14. LSU	10	14. Missouri	15	14. Missouri	18	14. Missouri	27	14. Miss. State	35

Percentages Not in Returners Favor

- With three returning players, the 10 newcomers will be counted on heavily to fill several roles.

	Returning	Lost
Scoring	576 / 20.4%	2243 / 79.6%
• 3-Pointers Made	2 / 0.1%	267 / 99.9%
• FT Made	108 / 20.0%	432 / 80.0%
Rebounding	327 / 27.1%	880 / 72.9%
Assists	49 / 9.8%	452 / 90.2%
Blocked Shots	97 / 59.5%	66 / 40.5%
Steals	38 / 17.4%	180 / 82.6%

Anderson's Teams Take Care of the Ball

- In each of the last six years, Arkansas basketball has ranked first or second in the SEC in assist-to-turnover ratio.

- SEC RANK IN ASSIST-TO-TURNOVER RATIO

• 2nd (1.31) 2017-18	• 2nd (1.17) 2016-17
• 1st (1.46) 2015-16	• 2nd (1.35) 2014-15
• 1st (15.3) 2013-14	• 2nd (14.8) 2012-13

- Also, in Anderson's first five years, Arkansas led the SEC in turnover margin. The Razorbacks' turnover margin last season was 3.1 (same as their league-leading ratio from 2015-16 season), but it was only good for third last season.

- SEC RANK IN TURNOVER MARGIN

• 1st (3.1) 2015-16	• 1st (3.8) 2014-15
• 1st (5.5) 2013-14	• 1st (5.9) 2012-13
• 1st (3.3) 2011-12	

Gafford on Both Ends of the Floor

- Daniel Gafford had 76 blocked shots and recorded 75 dunks last season. This year he has 31 dunks and 24 rejections.
- He ranked 22nd nationally and second in the SEC with his 76 rejections.
- He threw down a school-record 75 dunks, which was more than six SEC teams last season and just two dunks behind Missouri, which finished the season with 77.

No Place Like Home, Especially SEC Saturdays

- In the eight years of the Mike Anderson era, Arkansas has 115 home wins, sixth-most in the NCAA over the span.
- For the second straight year, Arkansas will play five Saturday games in Bud Walton Arena, including each of the Razorbacks' last four home games of the regular season.
- Arkansas is an impressive 25-5 in Saturday SEC home games under head coach Mike Anderson, including a streak of nine consecutive wins.

Familiar Foe in the Big 12/SEC Challenge

- Arkansas will travel to Lubbock, Texas to play in the Big 12/SEC Challenge versus Texas Tech, which reached the Elite 8 last season before falling to eventual national champion, Villanova.
- In the 78 previous meetings with the Red Raiders, Arkansas and Texas Tech are all square at 39-39.
- The last time the teams met, which was in the 2016 edition of the Big 12/SEC Challenge, the Razorbacks won, 75-68, in overtime. Arkansas has won five of the last six in the series with Texas Tech and 11 of the last 15.
- Arkansas will be playing in its fifth consecutive Big 12/SEC Challenge. The Razorbacks are 2-2 in the Big 12/SEC Challenge with wins over Texas Tech (2016) and Oklahoma State (2018). Arkansas lost at Iowa State (2015) and at Oklahoma State (2017).

Anderson Honored by Brandon Burlsworth Foundation

- This past August, University of Arkansas head basketball coach Mike Anderson was honored at the annual Brandon Burlsworth Foundation Legends Dinner. Anderson is the ninth Legend the Burlsworth Foundation has honored.
- "The Legends Dinner recognizes a person each year who has made great contributions to our state," said Marty Burlsworth, Chairman/CEO and Founder of the Brandon Burlsworth Foundation. "Coach Anderson has a long history with the University and the state of Arkansas, so it was an easy choice for our board of directors to honor him in this way."
- Anderson is one of four Division I coaches with 15-plus years of head coaching experience and has never experienced a losing season while being the only coach to accomplish the feat at three different programs. In his first 16 years of being a head coach, Anderson has led his teams to 11 postseason berths, including nine NCAA Tournament appearances, and posted 11, 20-win seasons.
- While his on-court success is evident, Coach Anderson is equally a champion in the community. He created his own Mike Anderson Foundation, which provides funding for programs focused on preventative health care education and assists organizations that offer nutritional support for children. Anderson is active with the Yvonne Richardson Center and Samaritan's Feet. Also, each year at the annual Red-White Game, fans get in free with a canned food item, which helps support the Northwest Arkansas Food Bank. In fact, Anderson has done similar food drives as the head coach at Missouri and UAB as well as assist with Special Olympics at all three stops.

• ABOUT ARKANSAS •

ABOUT ARKANSAS

Location	Fayetteville, Ark.
Enrollment	27,558
Founded	1871
Colors	Cardinal (PMS 201) and White
Nickname	Razorbacks
Conference	Southeastern (SEC)
Arena (Capacity)	Bud Walton Arena (19,200)

ADMINISTRATION

System President	Dr. Donald R. Bobbitt
Chancellor	Dr. Joseph E. Steinmetz
Athletic Director	Hunter Yurachek
Faculty Representative	Gerald Jordan

COMMUNICATIONS

Basketball SID	Mike Cawood
Email	tmcaewood@uark.edu
Cell Phone	479-236-2090
Office Phone	479-575-3114
Office Fax	479-575-7481
Athletic Website	ArkansasRazorbacks.com
Arkansas Ticket Office	479-575-5151

HISTORY

First Year	1923-24
Seasons	96th
Overall Conference Championships	24 (2 SEC, 22 SWC)
SEC Overall Championships	2 (1992, 1994)
SEC Division Championships	4 (1992, 1993, 1994, 1995)
SEC Tournament Championships	1 (2000)
NCAA Tournament Appearances	33*
National Championships	1 (1994)
National Runner-Up	1 (1995)
NCAA Final Fours	6 (1941, 1945, 1978, 1990, 1994, 1995)
NCAA Elite Eight	10
NCAA Sweet 16	10
NIT Record (App.)	5-4 (3)

* - Arkansas received a bid in 1944 but was unable to participate due to a car accident. Total number of bids is 33 and total number of appearances is 32.

Mike'd Up Radio Show

- Featuring Mike Anderson and Chuck Barrett
- Live 7-8 pm at Sassy's BBQ

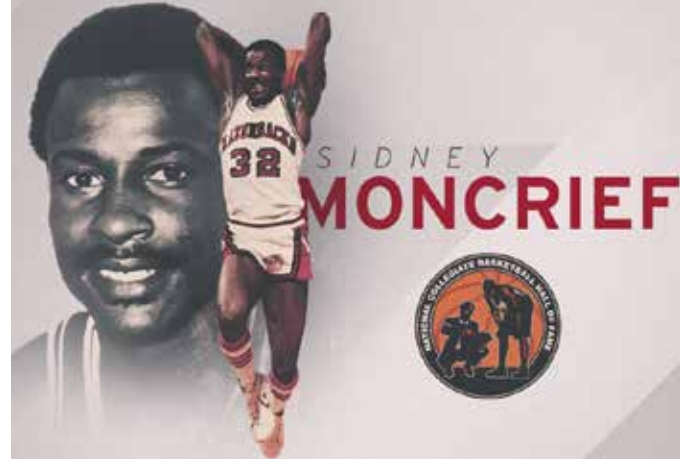
- Last six shows at Sassy's Red House College Avenue
- Reservations, call 479-856-6966
- Monday, Jan. 7
- Monday, Jan. 21
- Monday, Jan. 28
- Monday, Feb. 4
- Monday, Feb. 18
- Monday, Mar. 4

• MIKE ANDERSON RECORD BREAKDOWN •

Overall:	358-187 (.654)
Home:	243-42
Away:	64-104
Neutral:	51-41
At Arkansas:	158-89 (.640)
Home:	115-19
Away:	25-50
Neutral:	18-20
Against Ranked Teams:	29-55
at Arkansas:	13-21
Home:	18-14, 10-5 at Arkansas
Away:	4-27, 2-9 at Arkansas
Neutral:	6-14, 0-7 at Arkansas
One-Possession Games:	46-39
at Arkansas:	22-17
Home:	23-9, 13-4 at Arkansas
Away:	15-21, 6-8 at Arkansas
Neutral:	8-9, 3-5 at Arkansas
Decided by 5 Pts / Less:	69-62
at Arkansas:	36-25
Home:	33-16, 19-6 at Arkansas
Away:	26-33, 13-14 at Arkansas
Neutral:	10-13, 4-5 at Arkansas
In Overtime Games:	12-12
at Arkansas:	8-7
Home:	9-1, 6-1 at Arkansas
Away:	3-8, 2-4 at Arkansas
Neutral:	0-3, 0-2 at Arkansas
Conference Games:	155-111
at Arkansas:	70-54
Home:	101-32, 47-15 at Arkansas
Away:	54-79, 23-39 at Arkansas
Scoring Below 50 Points:	0-4
at Arkansas:	0-2
Home:	0-0, 0-0 at Arkansas
Away:	0-4, 0-2 at Arkansas
Neutral:	0-0, 0-0 at Arkansas
Scoring 50-59 Points:	5-27
at Arkansas:	3-13
Home:	2-6, 2-2 at Arkansas
Away:	1-16, 0-10 at Arkansas
Neutral:	2-5, 1-1 at Arkansas
Scoring 60-69 Points:	43-70
at Arkansas:	17-37
Home:	21-14, 11-5 at Arkansas
Away:	15-38, 4-21 at Arkansas
Neutral:	7-18, 2-11 at Arkansas
Scoring 70-79 Points:	96-59
at Arkansas:	44-26
Home:	56-15, 26-7 at Arkansas
Away:	26-29, 12-12 at Arkansas
Neutral:	14-15, 6-7 at Arkansas
Scoring 80-89 Points:	121-24
at Arkansas:	46-10
Home:	87-7, 37-5 at Arkansas
Away:	15-14, 4-4 at Arkansas
Neutral:	19-3, 5-1 at Arkansas
Scoring 90-99 Points:	67-1
at Arkansas:	35-0
Home:	59-0, 30-0 at Arkansas
Away:	3-1, 1-0 at Arkansas
Neutral:	3-0, 2-0 at Arkansas
Scoring 100 or More Points:	24-1
at Arkansas:	11-0
Home:	18-0, 9-0 at Arkansas
Away:	1-1, 1-0 at Arkansas
Neutral:	5-0, 1-0 at Arkansas

Moncrief Enshrined in Hall of Fame; Joins Richardson and Sutton in Hall

- Last March, Arkansas legend Sidney Moncrief was elected to the National Collegiate Basketball Hall of Fame Class of 2018. The ceremony was **Sunday, Nov. 18** in Kansas City. Others being inducted into the class are Arizona's Sean Elliott, Houston's Otis Birdsong, North Carolina's Sam Perkins, Morgan State's Marvin Webster and USC's Paul Westphal will join former Charleston coach John Kresse and former Oregon Tech coach Danny Miles.
- Moncrief becomes the third Razorback to be inducted into the National Collegiate Basketball Hall of Fame, joining his former coach Eddie Sutton who was selected in 2011 and Nolan Richardson who entered in 2008. All three Arkansas legends have a banner hanging in the rafters of Bud Walton Arena.
- One of the Arkansas' famed "Triplets", Moncrief ended his career as Arkansas's leader in scoring (he ranks second now behind Todd Day) with 2,066 points from 1976-79. He poured in 600-plus points each of his last two years in Fayetteville, one of just four Razorbacks to score more than 600 points during two separate seasons.
- Moncrief helped lead Arkansas to two Elite Eight appearances and the 1978 Final Four, when the Razorbacks recorded Arkansas' first of five total 30-win seasons in program history, going 32-4 overall. A 14-time All-American, Moncrief's name is scattered all through Arkansas' record book and he was named All-Southwest Conference his last three years as a Razorback, while being named to the 1978 NCAA Tournament All-Regional West Team and to the 1979 All-Regional Midwest Team.
- Moncrief was drafted fifth overall in the 1979 NBA Draft to the Milwaukee Bucks, where he spent his first 11 NBA seasons, before finishing his career in Atlanta in 1990-91. The Little Rock native was just the second Razorback in school history to be selected in the first round of the NBA Draft and remains as the only player to be taken in the top five. While in Milwaukee, Moncrief earned All-NBA first team honors once (1983) and second team honors four times (1982-85 and 1986). The five-time All-Star was also named to the NBA's All-Defensive first team four years (1983-86) and second team in 1982, along with earning NBA Defensive Player of the Year honors two seasons (1982-83 and 1983-84). During his 12-year NBA career, Moncrief averaged 15.6 points, 4.7 rebounds and 3.6 assists per game.



Arkansas Signs Justice Hill

- Arkansas men's head basketball coach Mike Anderson announced Justice Hill signed a National Letter of Intent.
- "Obviously, we are very excited to have Justice join our family," Anderson said. "He committed to us as a freshman and has continued to grow both as a player and a person. He is an excellent student and athlete who comes from an outstanding family. Justice possesses good court vision, has really good basketball instincts and is athletic. He will be a perfect fit for our 'FASTEST40' style of play."

**Justice Hill
5-11, 170, G**

Little Rock, Ark. (Little Rock Christian Academy)

- Rated the #3 overall prospect in Arkansas and #36-best point guard in the nation by 247Sports.com ... Also a three-star recruit by Rivals.com, which has him as the 48th-best point guard in the nation.
- Named to the 2018 5A All-State basketball team as a junior as he averaged 19.5 points, six assists, four steals and four rebounds ... As a sophomore, averaged 15 points, four rebounds, three assist and two steals.
- Played summer ball with the Arkansas Hawks, teaming with current Razorbacks Isaiah Joe, Desi Sills and Ethan Henderson.
- Son of Dr. Fitz Hill, who was an assistant football coach at Arkansas under Jack Crowe, Danny Ford and Houston Nutt from 1992-2000 and went on to be the head coach at San Jose State (2001-04).
- Has been committed to Arkansas since his freshman year of high school.
- A standout quarterback for the Little Rock Christian football team and received several FBS football scholarship offers as well ... Named the **2018-19 Gatorade Arkansas Football Player of the Year** Passed for 3,034 yards with 37 touchdowns and 4 interceptions and rushed for 1,000 yards and 21 touchdowns ... In the playoffs, accounted for seven touchdowns in the both the quarterfinals and semifinals ... **Was the game MVP in leading the Warriors to their first state championship** beating four-time defending champion Pulaski Academy ... In the title game, accounted for 330 yards and four touchdowns, including two passing and two rushing ... Completed 12-of-25 passes for 218 yards ... On the ground, he had 112 yards on 15 carries.
- Finished second in the 2018 5A state championship in the high jump (6-2) and placed fifth at the state meet in the long jump (21-1.75).
- High school head coach is Clarence Finley ... Arkansas Hawks AAU coach is Bill Ingram.



● THE LAST TIME ●

POINTS »

- Scored 100+ : 12/01/18 - 121 vs. FIU
- Scored 100+ in an SEC game: 02/10/15 - 101 vs. Auburn
- Scored fewer than 50: 02/09/16 - 46 at Mississippi State

Overtime Games »

- Played in an OT game: 11/09/18 vs Texas, L, 73-71 (OT)
- Played in a 2OT game: 01/23/18 at Georgia, W, 80-77 (2 OT)
- Played in a 3OT game: 02/09/80 vs. Houston, L, 90-84 (3 OT)

Versus Top-25 opponents »

- Beat an AP Top 25 team: 03/09/18 vs. No. 23 Florida, W, 80-72
- Beat an AP Top 20 team: 02/27/18 vs. No. 14 Auburn, W, 91-82
- Beat an AP Top 15 team: 02/27/18 vs. No. 14 Auburn, W, 91-82
- Beat an AP Top 10 team: 01/27/16 vs. No. 5 Texas A&M, W, 74-71
- Beat an AP Top 5 team: 01/27/16 vs. No. 5 Texas A&M, W, 74-71

Versus Top-25 opponents on the road »

- Beat an AP Top 25 team on road: 02/15/17 at No. 21 South Carolina, W, 83-76
- Beat an AP Top 5 team on road: 02/09/94 at No. 4 Kentucky, W, 90-82

Double-Doubles »

- Two players in same game: 12/15/18 vs. UTSA
- Daniel Gafford (13 pts, 14 rebs) and Jalen Harris (11 pts, 10 assists)

3-Point Shooting »

- 10+ 3FGM in a game: 12/05/18 - 14 at Colorado State
- 15+ 3FGM in a game: 01/09/16 - 16 vs. Mississippi State

At the Charity Stripe »

- Attempted 40+ FT in a game: 11/23/18 - 46 vs. UTA
- MADE 20+ FT in a game: 12/15/18 - 27 (of 34) vs. UTSA
- MADE 30+ FT in a game: 11/23/18 - 34 vs. UTA

ASSISTS »

- Had 20+ assists: 11/21/18 - 20 vs. Texas
- Had 25+ assists: 12/05/18 - 28 vs. Colorado State
- Had 20+ assists in back-to-back games: 12/01/18 (27 vs. FIU)
- 12/05/17 (29 vs. Montana State)
- 12/01/18 vs. FIU
- Had 2 players with 5+ assists: 12/01/18 vs. FIU
- Jalen Harris - 10, Desi Sills - 6
- Had 3 players with 5+ assists: 11/21/18 vs. Montana State
- Jalen Harris - 11, Isaiah Joe - 5, Desi Sills - 5

Points »

- Scored 30-39 points in a game: by Isaiah Joe - 12/01/18 (34) vs. FIU
- Scored 40-49 points in a game: by Todd Day - 01/11/92 (43) vs. LSU
- Scored 50+ points in a game: by Rotnei Clarke - 11/13/09 (51) vs. Alcorn State

Double-Doubles »

- Points/Rebounds: 12/15/18 vs. UTSA
- 13 pts & 14 rebs by Daniel Gafford
- Points/Assists: 12/15/18 vs. UTSA
- 11 pts and 10 assists by Jalen Harris

Rebounds »

- Had 15+ rebounds in a game: by Bobby Portis - 03/07/15 (15) vs. LSU
- Had 20+ rebounds in a game: by Nick Davis - 11/21/97 (23) vs. Jackson State

Three-Point Shooting »

- 5+ 3FGM in a game: by Mason Jones - 12/19/18 (5-of-13) vs. GA Tech

AT THE CHARITY STRIPE »

- 10+ FTA in a game: by Daniel Gafford - 11/23/18 (10 / 9-of-10) vs.UTA
- 10+ FTM in a game: by Daryl Macon - 02/06/18 (12 / of 13) vs. South Carolina

Assists »

- 5+ assists in a game: by Jalen Harris - 11/23/18 (6) vs. UTA
- 10+ assists in a game: by Jalen Harris - 12/15/18 (10) vs. UTSA
- Consecutive 5+ assists games: by Jalen Harris - 12/08/18 (7) vs. WKU
- 12/15/18 (10) vs. UTSA
- Six straight 5+ assists games: by Jalen Harris 11/21/18 (11) vs. Montana St.
- 11/23/18 (6) vs. UTA
- 12/01/18 (10) vs. FIU
- 12/05/18 (12) at Colorado State
- 12/08/18 (7) vs. Western Kentucky
- 12/15/18 (10) vs. UTSA
- Consecutive 10+ assists games: by Jalen Harris - 12/01/18 (10) vs FIU
- 12/05/18 (12) at Colorado State

Blocks »

- Had 3+ blocks in a game: by Gafford & Chaney - 12/19/18 - (3) vs.GA Tech
- Had 5+ blocks in a game: by Daniel Gafford -02/27/18 - (7) vs. Auburn

Steals »

- Had 5+ steals in a game: 11/21/18 - 5 by Isaiah Joe vs. Montana State
- Had consecutive 5+ steal games: 01/01/06 - by Ronnie Brewer (5) vs. W. Illinois
- 01/07/06 (5) vs. Mississippi State

● RAZORBACK/IMG SPORTS NETWORK RADIO AFFILIATES ●

Batesville (Games)
Batesville (Coaches Show)
Camden (Games)
Camden (Coaches Show)
Crossett
Crossett
De Queen
DeWitt
El Dorado
Fayetteville
Fayetteville (Games)
Fayetteville

KWOZ-FM 103.3
KBTA-AM 1340
KAMD-FM 97.1
KCXY-FM 95.3
KAGH-AM 800
KAGH-FM 104.9
KDQN-FM 92.1
KDEW-FM 97.3
KAGL-FM 93.3
KOSM-FM 92.1
KYNG-AM 1500
KAKS-FM 99.5

Fayetteville
Fayetteville
Fayetteville
Forrest City
Fort Smith
Glenwood
Glenwood
Hot Springs/Mena
Jonesboro
Little Rock
Magnolia
Marshall

KUOA-AM 1290
KUOA-FM 95.3
KBVA-FM HD3 106.5
KBFC-FM 93.5
KERX-FM 95.3
KHGZ-AM 670
KHGZ-FM 98.9
KTG FM 96.3
KEGI-FM 100.5
KABZ-FM 103.7
KZHE-FM 100.5
KBCN-FM 104.3

Mena
Mena / Hot Springs
Monett, Mo.
Monticello
Morrilton
Mountain Home
Ozark
Ozark
Searcy
Texarkana, Texas
Wynne

KENA-FM 104.1
KTTG-FM 96.3
KKBL-FM 95.9
KGPO-FM 99.9
KCON-FM 99.3
KOMT-FM 93.5
KDYN-AM 1540
KDYN-FM 96.7
KRZS-FM 99.1
KTKK-AM 1400
KWYN-FM 92.5

• 2018-19 RECORD BREAKDOWN •
RECORD BREAKDOWN

At Home (Bud Walton Arena)	5-2
On The Road	1-0
Neutral	1-1
White Uniforms	6-2
Cardinal Uniforms	1-0
Anthracite Uniforms	0-0
Cardinal/Camo Armed Forces Classic Uniform	0-1

GENERAL

When Arkansas controls the tip	4-3
When opponent controls the tip	3-0
When Arkansas scores first	5-3
When opponent scores first	2-0

LEADS AND DEFICITS

Leading at the half - home	5-2
Leading at the half - road/neutral	2-0
Tied at the half - home	0-0
Tied at the half - road/neutral	0-0
Trailing at the half - home	0-0
Trailing at the half - road/neutral	0-1
Games decided by 5 points or fewer	1-3
Games decided by 10 points or fewer	1-3
Leading with 5:00 left in regulation	6-2
Leading with 2:00 left in regulation	7-2
Overtime games	0-1

OFFENSE

Scoring less than 70 points	0-1
Scoring 70-79 points	3-2
Scoring 80-89 points	1-0
Scoring 90-99 points	2-0
Scoring 100+ points	1-0
2 Players Or Less in Double Figures	0-0
3 Players in Double Figures	1-1
4 Players in Double Figures	4-2
5 Players in Double Figures	1-0
6 Players in Double Figures	1-0
7 Players in Double Figures	0-0
1 Player Scores 20+ Points	2-1
2 Players Score 20+ Points	2-0
When shooting 50 percent or higher	3-0
When shooting less than 50 percent	4-3

REBOUNDING/TURNOVERS

When out-rebounding opponent	4-0
When out-rebounded	3-3
When rebounds are even	0-0
When grabbing 10+ offensive reb	5-2
When forcing 15+ turnovers	4-1
When committing less than 15 turnovers	4-0
When committing 15+ turnovers	3-3

When Top Scorer Is (Includes Ties)

Daniel Gafford	Season: 2-1	Career: 6-2
Mason Jones	Season: 3-1	Career: 3-1
Isaiah Joe	Season: 2-1	Career: 2-1

When Top Rebounder Is (Includes Ties)

Daniel Gafford	Season: 5-3	Career: 19-8
Adrio Bailey	Season: 0-0	Career: 1-0
Mason Jones	Season: 1-0	Career: 1-0
Reggie Chaney	Season: 1-0	Career: 1-0

Months

In November	4-1
In December	3-2
In January	0-0
In February	0-0
In March	0-0

#DUNKPALACE

DUNKS BY PLAYER CAREER '18-19

Daniel Gafford	107	32
Adrio Bailey	27	6
Jalen Harris	5	5
Reggie Chaney	5	5
Isaiah Joe	1	1
Gabe Osabuohien	4	1
Desi Sills	1	1
TOTALS	151	51

MOST DUNKS IN A HALF 2018-19

6	1st	Montana State (11/21/18)
5	2nd	FIU (12/01/18)

RECORD BY DUNKS 2018-19

5+ Dunks	5-0
4+ Dunks	0-1
2+ Dunks	2-1
1 Dunk	0-0
Held Without a Dunk	0-0

**• DUNKS IN A GAME •
(ANDERSON ERA)**

Dunks	Opponent	Year
12	Samford	2017-18
10	MONTANA STATE	2018-19
9	FIU	2018-19
8	Auburn	2017-18
8	Mississippi State	2012-13
7	Troy	2017-18
7	Fresno State	2017-18
7	Minnesota	2012-13
7	Alabama A&M	2012-13
7	Northwestern State	2015-16
7	Northwestern State	2014-15
7	Vanderbilt	2014-15

**MOST DUNKS IN THE SEC 2018-19
(as of DEC. 20, 2018)**

Auburn	59	11 games
LSU	52	12 games
ARKANSAS	51	10 GAMES
Kentucky	44	11 games
Mississippi State	43	11 games
Vanderbilt	42	10 games
Texas A&M	41	9 games
Tennessee	37	10 games
Georgia	36	10 games
DANIEL GAFFORD	32	10 games
Ole Miss	29	11 games
Alabama	27	10 games
Florida	21	10 games
South Carolina	20	10 games
Missouri	12	10 games

51 DUNKS IN 10 GAMES (5.1 avg)


Of Gafford's career 232 field goals made, 46.1 percent (107 total) have been dunks.



**Daniel Gafford has more dunks
than FIVE SEC teams »**



2018-19 SEC STANDINGS

THROUGH THURSDAY - DEC 19



	SEC	PCT.	HOME	AWAY	OVERALL	PCT.	HOME	ROAD	NEUTRAL	STRK
Mississippi State	0-0	.000	0-0	0-0	10-1	.909	7-0	1-0	2-1	W7
Tennessee	0-0	.000	0-0	0-0	9-1	.900	6-0	1-0	2-1	W5
Auburn	0-0	.000	0-0	0-0	9-2	.818	6-0	1-1	2-1	L1
Kentucky	0-0	.000	0-0	0-0	8-2	.800	8-0	0-0	0-2	W1
Ole Miss	0-0	.000	0-0	0-0	8-2	.800	5-0	0-1	2-1	W5
Vanderbilt	0-0	.000	0-0	0-0	7-2	.778	6-1	1-0	0-1	W2
LSU	0-0	.000	0-0	0-0	8-3	.727	6-0	0-1	2-2	W1
Arkansas	0-0	.000	0-0	0-0	7-3	.700	5-2	1-0	1-1	L1
Alabama	0-0	.000	0-0	0-0	7-3	.700	5-1	0-1	2-1	W2
Missouri	0-0	.000	0-0	0-0	7-3	.700	5-1	0-1	2-1	W4
Florida	0-0	.000	0-0	0-0	6-4	.600	4-1	0-1	2-2	W1
Georgia	0-0	.000	0-0	0-0	6-4	.600	4-1	0-1	2-2	W1
Texas A&M	0-0	.000	0-0	0-0	5-4	.556	4-1	1-1	0-2	W4
South Carolina	0-0	.000	0-0	0-0	4-6	.400	3-3	0-2	1-1	L3

AP (12/17)

1	Kansas (56)	9-0	1,586
2	Duke (5)	9-1	1,488
3	Tennessee (2)	8-1	1,464
4	Michigan (1)	11-0	1,442
5	Virginia (1)	9-0	1,400
6	Nevada	11-0	1,319
7	Auburn	9-1	1,156
8	Gonzaga	9-2	1,147
9	North Carolina	8-2	1,126
10	Michigan State	9-2	1,070
11	Florida State	8-1	949
12	Texas Tech	10-0	912
13	Virginia Tech	9-1	838
14	Buffalo	10-0	684
15	Ohio State	9-1	647
16	Wisconsin	9-2	619
17	Mississippi State	9-1	529
18	Arizona State	8-1	415
19	Kentucky	8-2	377
20	Marquette	8-2	350
21	Houston	10-0	266
22	Indiana	9-2	226
23	Iowa	8-2	224
24	Furman	12-0	208
25	Nebraska	9-2	156

RECEIVING VOTES: Oklahoma 115, Maryland 103, Kansas St 90, St. John's 59, Villanova 52, NC State 38, Purdue 20, TCU 17, Iowa St. 9, Cincinnati 7, Louisville 6, Minnesota 3, **Florida 3**, Belmont 2, San Francisco 2, NJIT 1.

USA TODAY COACHES (12/17)

1	Kansas (27)	9-0	768
2	Duke (1)	9-1	709
3	Virginia	9-0	697
4	Tennessee	8-1	694
5	Michigan (3)	11-0	678
6	Nevada	11-0	617
7	Auburn	9-1	532
8	Michigan State	9-2	502
9	Gonzaga	9-2	497
10	North Carolina	8-2	493
11	Texas Tech	10-0	470
12	Florida State	8-1	452
13	Virginia Tech	9-1	425
14	Ohio State	9-1	341
15	Buffalo	10-0	318
16	Mississippi State	9-1	272
17	Wisconsin	9-2	232
18	Kentucky	8-2	198
19	Arizona State	8-1	178
20	Houston	10-0	168
21	Iowa	8-2	115
22	Nebraska	9-2	94
23	Marquette	8-2	91
24	Maryland	9-2	90
25	Furman	12-0	82

RECEIVING VOTES: **Indiana 62**; Oklahoma 58; St. John's 51; Kansas State 45; Villanova 35; Cincinnati 28; TCU 24; Iowa State 15; North Carolina State 13; North Texas 7; UCF 7; Louisville 6; **Florida 6**; Purdue 3; Belmont 2.

ARKANSAS IN THE RANKINGS

WEEK	AP	COACH	NET
Preseason	--	--	NA
Nov. 12	--	--	NA
Nov. 19	RV (1)	--	59
Nov. 26	RV (6)	RV (1)	53
Dec. 3	RV (3)	--	36
Dec. 10	--	--	60
Dec. 17	--	--	64
Dec. 24			
Dec. 31			
Jan. 7			
Jan. 14			
Jan. 21			
Jan. 28			
Feb. 4			
Feb. 11			
Feb. 18			
Feb. 25			
Mar. 4			
Mar. 11			
FINAL			

The last time Arkansas was ranked in the AP Poll...

Top 25:	#22	01/01/18
Top 15:	#15	11/14/00
Top 10:	#6	1995 Final Poll
Top 5:	#5	03/07/95
No. 1:	#1	'94-95 Preseason

Friday, December 21	TV	CT
Furman at LSU	SECN+	7:00 p.m.
Ole Miss vs. Middle Tennessee (at Nashville, TN)	--	7:00 p.m.
Penn St. at Alabama	SEC Network	8:00 p.m.
Saturday, December 22	TV	CT
Wake Forest at Tennessee	ESPN2	11:00 a.m.
Georgia at Georgia Tech	ESPN	11:00 a.m.
Texas St. at Arkansas	SEC Network	1:00 p.m.
Clemson at South Carolina	ESPN2	1:00 p.m.
Marshall at Texas A&M	SECN+	1:00 p.m.
Murray St. at Auburn	SEC Network	3:30 p.m.
Florida vs. FGCU (Sunrise, FL)	FS2	4:00 p.m.
North Carolina vs. Kentucky (Chicago, IL)	CBS	4:15 p.m.
Wright St. vs. Mississippi St. (at Jackson, MS)	SEC Network	6:00 p.m.
Vanderbilt vs. Kansas St. (at Kansas City, MO)	ESPN2	6:00 p.m.
Missouri vs. Illinois (at St. Louis, MO)	BTN	7:00 p.m.
Friday, December 28	TV	CT
Austin Peay at Arkansas	SECN+	9:00 p.m.
La.-Monroe at LSU	SECN+	9:00 p.m.
Saturday, December 29	TV	CT
BYU at Mississippi St.	ESPN	11:00 a.m.
Tennessee Tech at Tennessee	SECN+	Noon
Tennessee St. at Vanderbilt	SECN+	12:30 p.m.
Kentucky at Louisville	ESPN2	1:00 p.m.
FGCU at Ole Miss	SECN+	1:00 p.m.
Morehead St. at Missouri	SECN+	1:00 p.m.
Texas Southern at Texas A&M	SECN+	2:30 p.m.
Butler at Florida	ESPN	5:00 p.m.
North Fla. at Auburn	SECN+	5:00 p.m.
Sunday, December 30	TV	CT
Massachusetts at Georgia	SEC Network	5:00 p.m.
Alabama at SFA	ESPN	5:00 p.m.
Monday, December 31	TV	CT
North Greenville at South Carolina	SECN+	1:00 p.m.
UNC-Asheville at Vanderbilt	SECN+	1:00 p.m.

#PRO HOGS

37

» Arkansas has had 37 all-time NBA Draft selections from 35 different players in program history.

16

» The Razorbacks have 16 All-Star game appearances by Joe Johnson (7), Sidney Moncrief (5) and Alvin Robertson (4).

12

» Arkansas has 12 first round NBA Draft picks in program history with Sidney Moncrief going No. 5 overall in 1979.

#PROHOGS

Arkansas has had 29 former players go on to play in the NBA and three are currently on active rosters. Also, Corliss Williamson, currently with Phoenix, is in his sixth season as an assistant coach in the NBA.

Player	Team	Yrs	Draft Class
Patrick Beverley	Clippers	7th	2009 - 42nd (LAC)
Daryl Macon *	Mavericks	1st	2018-FA
Bobby Portis	Bulls	4th	2015 - 22nd (CHI)

* - signed two-way contract with the Mavericks and their G League affiliate Texas Legends.

G League

Jaylen Barford	Greensboro Swarm	1st Year
Dusty Hannahs	Memphis Hustle	2nd Year
Michael Qualls	Wisconsin Herd	2nd Year

Arkansas in the 2018-19 NCAA/SEC

(Through Games of Dec. 19, 2018)

TEAM IN THE NCAA/SEC	NCAA	SEC	NO.
3-pt Field Goal Attempts (351 ranked)	194	4	242
Assist Turnover Ratio (351 ranked)	38	2	1.37
Assists Per Game (351 ranked)	13	2	18.4
Blocked Shots Per Game (351 ranked)	3	1	6.4
Defensive Rebounds per Game (351 ranked)	50	4	28.3
Fewest Fouls (351 ranked)	214	14	210
Fewest Turnovers (351 ranked)	87	5	134
Field-Goal Percentage (351 ranked)	124	8	46.3
Field-Goal Percentage Defense (351 ranked)	23	3	38.3
Free Throw Attempts (351 ranked)	81	3	252
Free Throws Made (350 ranked)	125	6	165
Free-Throw Percentage (351 ranked)	287	13	65.5
Offensive Rebounds Per Game (351 ranked)	156	11	10.6
Personal Fouls Per Game (351 ranked)	314	14	21
Rebound Margin (351 ranked)	229	14	-0.2
Scoring Defense (351 ranked)	168	9	70.8
Scoring Margin (351 ranked)	57	6	12.5
Scoring Offense (351 ranked)	32	5	83.3
Steals Per Game (351 ranked)	41	4	8.3
Three Pt FG Defense (351 ranked)	56	1	30.1
Three-Point Field Goals Per Game (351 ranked)	108	4	8.6
Three-Point Field-Goal Percentage (351 ranked)	130	6	35.5
Total 3-point FGM (351 ranked)	168	3	86
Total Assists (351 ranked)	60	2	184
Total Blocks (351 ranked)	8	2	64
Total Rebounds (351 ranked)	212	7	389
Total Rebounds Per Game (351 ranked)	72	7	38.9
Total Steals (351 ranked)	94	4	83
Turnover Margin (344 ranked)	47	3	3.4
Turnovers Forced (351 ranked)	34	2	16.8
Turnovers Per Game (351 ranked)	170	5	13.4
Won-Lost Percentage (348 ranked)	97	8	70.0

RAZORBACKS IN THE NCAA/SEC	PLAYER	NCAA	SEC	NO.
3-pt Field Goal Attempts (246 ranked)	Isaiah Joe	39	2	89
Assist Turnover Ratio (248 ranked)	Jalen Harris	2	1	6.55
Assists Per Game (249 ranked)	Jalen Harris	7	1	7.2
Blocked Shots Per Game (233 ranked)	Daniel Gafford	27	3	2.4
	Reggie Chaney	74	10	1.8
	Adrio Bailey	143	17	1.3
Defensive Rebounds per Game (250 ranked)	Daniel Gafford	54	2	6.5
Double Doubles (141 ranked)	Daniel Gafford	50	1	4
	Jalen Harris	141	8	2
Field-Goal Percentage (246 ranked)	Daniel Gafford	12	1	66.7
Free Throw Attempts (247 ranked)	Daniel Gafford	100	3	65
Free Throws Made (236 ranked)	Daniel Gafford	204	8	39
Free-Throw Percentage (250 ranked)	Jalen Harris	165	8	81.6
	Mason Jones	193	11	80
Minutes Per Game (250 ranked)	--	--	--	--
Offensive Rebounds Per Game (249 ranked)	Daniel Gafford	103	7	2.7
Points Per Game (249 ranked)	Daniel Gafford	132	3	17.5
	Isaiah Joe	187	6	16.5
Rebounds Per Game (250 ranked)	Daniel Gafford	42	2	9.2
Steals Per Game (239 ranked)	--	--	--	--
Three-Point Field Goals Per Game (246 ranked)	Isaiah Joe	5	1	4.1
	Mason Jones	119	5	2.6
Three-Point Field-Goal Percentage (156 ranked)	Isaiah Joe	33	2	46.1
	Mason Jones	72	5	41.9
Total 3-point FGM (216 ranked)	Isaiah Joe	16	1	41
	Mason Jones	185	5	26
Total Assists (232 ranked)	Jalen Harris	20	1	72
Total Blocks (237 ranked)	Daniel Gafford	31	4	24
	Reggie Chaney	86	11	18
	Adrio Bailey	170	17	13
Total Field Goal Attempts (248 ranked)	--	--	--	--
Total Field Goals Made (245 ranked)	Daniel Gafford	145	2	68
Total Minutes (250 ranked)	--	--	--	--
Total Points (246 ranked)	Daniel Gafford	230	4	175
Total Rebounds (246 ranked)	Daniel Gafford	97	3	92
Total Steals (242 ranked)	--	--	--	--
Triple Doubles (1 ranked)	--	--	--	--

Versus 2018-19 Opponents

NON-CONFERENCE

SCHOOL	GMS PLAYED	SERIES RECORD	H	A	N	LAST MEETING
AUSTIN PEAY	3	ARKANSAS LEADS, 3-0	3-0	-	-	H - W, 99-62 (12/03/16)
UC DAVIS	2	ARKANSAS LEADS, 2-0	2-0	-	-	H - W, 81-58 (11/12/18)
COLORADO STATE	2	ARKANSAS LEADS, 2-0	1-0	1-0	-	A - W, 98-74 (12/05/18)
FIU	1	ARKANSAS LEADS, 1-0	1-0	-	-	H - W, 121-89 (12/01/18)
GEORGIA TECH	6	ARKANSAS TRAILS, 1-5	0-1	0-2	1-2	H - L, 65-69 (12/19/18)
INDIANA	3	ARKANSAS LEADS, 2-1	1-0	0-1	1-0	H - W, 73-72 (11/18/18)
MONTANA STATE	1	ARKANSAS LEADS, 1-0	1-0	-	-	H - W, 90-68 (11/21/18)
TEXAS	155	ARKANSAS LEADS, 87-68	46-21	27-43	14-4	N - L, 73-71 or (11/09/18)
UT ARLINGTON	8	ARKANSAS LEADS, 8-0	6-0	1-0	1-0	H - W, 78-60 (11/23/18)
UT SAN ANTONIO	6	ARKANSAS LEADS, 6-0	3-0	1-0	2-0	H - W, 79-67 (12/15/18)
TEXAS STATE	3	ARKANSAS LEADS, 3-0	3-0	-	-	H - W, 73-67 (12/06/05)
TEXAS TECH	78	SERIES TIED, 39-39	24-11	11-23	4-5	H - W, 75-68 or (01/30/16)
WESTERN KENTUCKY	7	ARKANSAS LEADS, 4-3	0-2	0-1	4-0	H - L, 77-78 (12/08/18)

SOUTHEASTERN CONFERENCE

SCHOOL	GMS PLAYED	SERIES RECORD	H	A	N	LAST MEETING
ALABAMA	61	ARKANSAS LEADS, 33-28	18-6	7-20	8-2	A - W, 76-73 (02/24/18)
• SEC ONLY	51	ARKANSAS LEADS, 27-24				
AUBURN	52	ARKANSAS LEADS, 34-18	21-5	12-13	1-1	H - W, 91-82 (02/27/18)
• SEC ONLY	51	ARKANSAS LEADS, 34-17				
FLORIDA	35	ARKANSAS TRAILS, 12-23	8-6	2-13	2-4	N - W, 80-72 (03/09/18)
• SEC ONLY	35	ARKANSAS TRAILS, 12-23				
GEORGIA	37	ARKANSAS LEADS, 22-15	10-3	6-9	6-3	A - W, 80-77 2OT (01/23/18)
• SEC ONLY	37	ARKANSAS LEADS, 22-15				
KENTUCKY	42	ARKANSAS TRAILS, 11-31	7-7	3-14	1-10	H - L, 72-87 (02/20/18)
• SEC ONLY	37	ARKANSAS TRAILS, 11-26				
LSU	65	ARKANSAS LEADS, 35-30	19-7	11-17	5-6	A - L, 86-94 (02/03/18)
• SEC ONLY	56	ARKANSAS LEADS, 31-25				
OLE MISS	79	ARKANSAS LEADS, 47-32	15-11	8-19	24-2	A - W, 75-64 (02/13/18)
• SEC ONLY	51	ARKANSAS TRAILS, 25-26				
MISSISSIPPI STATE	61	ARKANSAS LEADS, 33-28	21-6	7-21	5-1	A - L, 75-78 (01/02/18)
• SEC ONLY	52	ARKANSAS LEADS, 27-25				
MISSOURI	50	ARKANSAS LEADS, 26-23	15-9	10-14	1-0	A - L, 67-77 (03/03/18)
• SEC ONLY	12	ARKANSAS TRAILS, 7-5				
SOUTH CAROLINA	33	ARKANSAS LEADS, 20-13	11-4	6-7	3-2	N - W, 69-64 (03/08/18)
• SEC ONLY	33	ARKANSAS LEADS, 20-13				
TENNESSEE	40	SERIES TIED, 20-20	10-4	4-11	6-4	N - L, 66-84 (03/10/18)
• SEC ONLY	36	ARKANSAS TRAILS, 17-19				
TEXAS A&M	157	ARKANSAS LEADS, 102-55	57-14	38-37	7-4	H - W, 94-75 (02/17/18)
• SEC ONLY	10	ARKANSAS LEADS 6-4				
VANDERBILT	36	ARKANSAS LEADS, 24-12	14-3	6-8	4-1	H - W, 72-54 (02/10/18)
• SEC ONLY	33	ARKANSAS LEADS 22-11				

Did You Know...

IN 16 YEARS AS A HEAD COACH, MIKE ANDERSON'S TEAMS HAVE:

- RANKED AMONG THE NCAA TOP 30 IN STEALS 13 TIMES, INCLUDING FIRST FOUR TIMES AND 8 TIMES IN THE TOP 10.
- RANKED AMONG THE NCAA TOP 30 IN TURNOVER MARGIN 9 TIMES, INCLUDING FIVE TIMES IN THE TOP 5.
- RANKED AMONG THE NCAA TOP 30 IN ASSISTS PER GAME 7 TIMES, INCLUDING FIRST ONCE.
- RANKED AMONG THE NCAA TOP 30 IN SCORING OFFENSE 7 TIMES.
- RANKED AMONG THE NCAA TOP 30 IN BLOCKED SHOTS PER GAME 6 TIMES OVER THE 8 SEASONS.
- RANKED AMONG THE NCAA TOP 30 IN ASSIST-TO-TURNOVER RATIO 6 TIMES OVER THE LAST 11 SEASONS.

NOTE: NOT ALL ABOVE STATS WERE KEPT BY NCAA EVERY YEAR



0 DESI SILLS

G, Fr., 6-2, 196 | Jonesboro, Ark. / Jonesboro HS

• Name is pronounced Dez-ee

2018-19 (Fr.) HIGHLIGHTS:

- Second on the team lead in minutes off the bench (15.3).
- Recently established a career-highs in scoring in four straight games: 7 vs FIU, 8 at Colorado State, 9 vs Western Kentucky and 9 again versus UTSA.
- As part of his career-high nine points versus Western Kentucky, scored six straight over two minutes in the second half to tie the game at 62-62 (8:35 mark) and made a free throw to tie

game at 70-70 with 4:32 left.



#0 DESI SILLS 2018-19 GAME STATS

Opponent	Date	GS	Min	FG	FGA	Pct	3FG	A	Pct	FT	FTA	Pct	O	D	Tot	Avg	PF	FO	A	TO	Blk	Stl	Pts	Avg
vs Texas	11/09/18	16	1	2	.500	1	1	1.000	0	0	.000	0	1	1	1.0	2	0	0	0	0	0	3	3.0	
UC DAVIS	11/12/18	15	1	2	.500	0	0	.000	0	0	.000	0	1	1	1.0	4	0	0	2	0	0	2	2.5	
INDIANA	11/18/18	11	0	2	.000	0	1	.000	2	2	1.000	0	1	1	1.0	1	0	2	1	0	1	2	2.3	
MONTANA STATE	11/21/18	16	2	5	.400	1	4	.250	0	1	.000	0	1	1	1.0	3	0	5	1	0	2	5	3.0	
UT ARLINGTON	11/23/18	15	1	3	.333	0	2	.000	1	3	.333	1	0	1	1.0	1	0	2	4	0	1	3	3.0	
FIU	12/01/18	19	3	4	.750	0	1	.000	1	2	.500	1	2	3	1.3	3	0	6	3	0	1	7	3.7	
at Colorado State	12/05/18	16	2	3	.667	2	3	.667	2	2	1.000	0	1	1	1.3	3	0	2	0	0	0	8	4.3	
WESTERN KENTUCKY	12/08/18	16	4	6	.667	0	2	.000	1	2	.500	0	2	2	1.4	1	0	0	0	0	1	9	4.9	
vs UTSA	12/15/18	18	2	4	.500	1	2	.500	4	4	1.000	0	1	1	1.3	1	0	0	1	0	1	9	5.3	
GEORGIA TECH	12/19/18	11	2	3	.667	2	2	1.000	0	0	.000	1	1	2	1.4	1	0	0	3	0	0	6	5.4	
Totals		0	153	18	34	.529	7	18	.389	11	16	.688	3	11	14	1.4	20	0	17	15	0	7	54	5.4

Assists/game: 1.7
Turnovers/game: 1.5
Assist/turnover ratio: 1.1
Steals/game: 0.7

• PERSONAL BESTS •

POINTS

Season: 9 (2x), last vs UTSA (12/15/18) SEC: --
Career: -- SEC: --

FIELD GOALS MADE

Season: 4 vs Western Ky (12/08/18) SEC: --
Career: -- SEC: --

FIELD GOALS ATTEMPTED

Season: 6 vs Western Ky (12/08/18) SEC: --
Career: -- SEC: --

3-POINT FIELD GOALS MADE

Season: 2 (2x), last vs. Ga Tech (12/19/18) SEC: --
Career: -- SEC: --

3-POINT FG ATTEMPTS

Season: 4 vs. Montana State (11/21/18) SEC: --
Career: -- SEC: --

FREE THROWS MADE

Season: 4, vs. UTSA (2/15/18) SEC: --
Career: -- SEC: --

FREE THROWS ATTEMPTED

Season: 4, vs. UTSA (2/15/18) SEC: --
Career: -- SEC: --

REBOUNDS

Season: 3 vs. FIU (12/01/18) SEC: --
Career: -- SEC: --

ASSISTS

Season: 6 vs. FIU (12/01/18) SEC: --
Career: -- SEC: --

STEALS

Season: 2 vs. Montana State (11/21/18) SEC: --
Career: -- SEC: --

BLOCKED SHOTS

Season: -- SEC: --
Career: -- SEC: --

MINUTES

Season: 19 vs. FIU (12/01/18) SEC: --
Career: -- SEC: --

DESI SILLS CAREER STATISTICS

Year	GP	GS	Min	Avg	FG	FGA	Pct	3FG	3FGA	Pct	FT	FTA	Pct	Off	Def	Tot	Avg	PF	FO	Ast	TO	Blk	Stl	Pts	Avg
2018-19	10	0	153	15.3	18	34	.529	7	18	.389	11	16	.688	3	11	14	1.4	20	0	17	15	0	7	54	5.4



1 ISAIAH JOE

G, Fr., 6-5, 167 | Fort Smith, Ark. / Fort Smith Northside HS

- NAMED SEC PLAYER OF THE WEEK** (Dec. 3) ... 34 points and made 10-of-13 3-pointers vs. FIU.
- Leads the SEC in 3PT FG made (4.1 avg.) and 3pointers made (41).
 - Has sored double digits in all nine games (and both exhibitions).
 - Has led the team in scoring in three times (34 vs FIU; 19 vs WKU and 21 vs UTSA).
 - Leads the team by taking seven charges ... His 29 deflections ranks 3rd-best on the team.

IN THE NCAA / SEC

- 5th in NCAA • **1st in SEC** 3-pt FG made (4.1/gm)
- 16th in NCAA • **1st in SEC** 3-pt made (41 made)
- 33rd in NCAA • 2nd in SEC 3-pt FG% (.461)
- 39th in NCAA • 2nd in SEC 3-pt FG attempts (89)
- 187th in NCAA • 6th in SEC Scoring (16.6 ppg)

2018-19 (Fr.) HIGHLIGHTS:

- Making 4.10 3-pointers per game to rank fifth in the NCAA ... At that pace, he would finish with 131 3's made through the end of the regular season plus at least one game at SEC (22 games) ... That would shatter the Arkansas single-season mark of 102, set by Scotty Thurman in 1994-95.
- Scored 17 in his collegiate debut versus Texas, making 5-of-8 from 3-point range.
- Struggled early versus UC Davis, but finished with 14 points with five rebounds and three steals.
- Versus Montana State, was just 2-of-10 from 3-point range, he posted season-bests in assists (5) and steals (5).
- **Named SEC Player of the Week (12/3)** ... Scored 34 points - 17 in each half - and made 10-of-13 shots from 3-point range to lead the Razorbacks to a 121-89 victory over FIU ... The 34 points are second (tied) on the Arkansas all-time list for most points by a freshman ... Is just the fourth Razorback (fifth time in school history) and just the 10th player in SEC history (11th time in league history) to make at least 10 in a game. ... After FIU trimmed its deficit to four (24-20) at 8:29 in the first half, Joe drained a 3-pointer and scored 14 points over the next 4:37 to put Arkansas up 20 ... Made six straight attempts and finished the game making 9-of-his-last-10 from long distance.
- Scored game-high 21 points versus UTSA, making 5-of-6 from 3-point range and was 6-of-6 at the line inside the final minute ... Only got one rebound, but it proved key ... On a missed Arkansas free throw, Joe got the rebound and was intentionally fouled ... Made those two free throws and two more on the ensuing possession to put the Razorbacks up 10 with 27 seconds left.



#1 ISAIAH JOE 2018-19 GAME STATS

Opponent	Date	GS	Min	FG FGA	Pct	3FG A	Pct	FT FTA	Pct	O D	Tot	Avg	PF FO	A TO	Blk	Stl	Pts	Avg	
vs Texas	11/09/18	*	34	6 10	.600	5 8	.625	0 0	.000	0 2	2 2	2.0	4 0	0 1	0 0		17	17.0	
UC DAVIS	11/12/18	*	27	4 7	.571	2 5	.400	4 6	.667	1 4	5 3.5	1 0	2 3	0 3			14	15.5	
INDIANA	11/18/18	*	33	5 15	.333	3 11	.273	0 0	.000	0 2	2 3.0	0 0	3 1	0 1			13	14.7	
MONTANA STATE	11/21/18	*	27	4 13	.308	2 10	.200	0 0	.000	1 2	3 3.0	1 0	5 2	0 5			10	13.5	
UT ARLINGTON	11/23/18	*	26	3 9	.333	2 5	.400	2 2	1.000	1 2	3 3.0	3 0	3 1	0 1			10	12.8	
FIU	12/01/18	*	28	11 14	.786	10 13	.769	2 2	1.000	0 1	1 2.7	2 0	3 1	0 0			34	16.3	
at Colorado State	12/05/18	*	23	5 12	.417	4 9	.444	0 0	.000	1 1	2 2.6	3 0	1 1	0 0			14	16.0	
WESTERN KENTUCKY	12/08/18	*	31	6 13	.462	5 10	.500	2 5	.400	0 3	3 2.6	0 0	1 0	0 1			19	16.4	
vs UTSA	12/15/18	*	30	5 9	.556	5 6	.833	6 6	1.000	1 0	1 2.4	2 0	0 3	0 1			21	16.9	
GEORGIA TECH	12/19/18	*	31	5 17	.294	3 12	.250	0 0	.000	1 2	3 2.5	0 0	3 2	0 0			13	16.5	
Totals			10	290	54	119	.454	41	89	.461	16	21	.762	6	19	25	2.5	165	16.5

Assists/game: 2.1
Turnovers/game: 1.5
Assist/turnover ratio: 1.4
Steals/game: 1.2

• PERSONAL BESTS •

POINTS

Season: 34 vs. FIU (12/01/18)
Career: --

SEC: --
SEC: --

FIELD GOALS MADE

Season: 11 vs. FIU (12/01/18)
Career: --

SEC: --
SEC: --

FIELD GOALS ATTEMPTED

Season: 17 vs. Ga Tech (12/19/18)
Career: --

SEC: --
SEC: --

3-POINT FIELD GOALS MADE

Season: 10 vs. FIU (12/01/18)
Career: --

SEC: --
SEC: --

3-POINT FG ATTEMPTS

Season: 13 vs. FIU (12/01/18)
Career: --

SEC: --
SEC: --

FREE THROWS MADE

Season: 6 vs. UTSA (12/15/18)
Career: --

SEC: --
SEC: --

FREE THROWS ATTEMPTED

Season: 6 (2x), last vs. UTSA (12/15/18)
Career: --

SEC: --
SEC: --

REBOUNDS

Season: 5 vs. UC Davis (11/12/18)
Career: --

SEC: --
SEC: --

ASSISTS

Season: 5 vs. Montana State (11/21/18)
Career: --

SEC: --
SEC: --

STEALS

Season: 5 vs. Montana State (11/21/18)
Career: --

SEC: --
SEC: --

BLOCKED SHOTS

Season: --
Career: --

SEC: --
SEC: --

MINUTES

Season: 34 vs. Texas (11/09/18)
Career: 34 vs. Texas (11/09/18)

SEC: --
SEC: --

ISAIAH JOE CAREER STATISTICS

Year	GP	GS	Min	Avg	FG	FGA	Pct	3FG	3FGA	Pct	FT	FTA	Pct	Off	Def	Tot	Avg	PF	FO	Ast	TO	Blk	Stl	Pts	Avg
2018-19	10	10	290	29.0	54	119	.454	41	89	.461	16	21	.762	6	19	25	2.5	16	0	21	15	0	12	165	16.5



2 ADRIO BAILEY

F, Jr., 6-6, 222 | Campti, La. / Lakeview HS

- Name is pronounced A-Dree-O (with a long A)
- Voted team tri-captain for the 2018-19 season
- Represents Arkansas on the SEC Men's Basketball Leadership Council

2018-19 (Jr.) HIGHLIGHTS:

- Second on the team with 46 deflections, including eight at Colorado State, seven versus FIU, six versus Western Kentucky and five each versus UC Davis and UT Arlington.

- Set a career-highs in points (20), free throws made (9) and free throws attempted (11) in the

win over UC Davis ... Helped put the game out of reach, scoring eight (with six free throws) inside the final five minutes during a 22-1 run ... Also attempted and later made his first career 3-pointer.

- Was perfect from the field (5-for-5) versus Montana State in scoring 10 points.
- Had season-high and tied career high with three steals versus UTA, adding 14 pts (making 6-of-8 FT) and 5 rebs.
- Posted a career-high eight rebounds at Colorado State, adding three assists and two blocked shots.



#2 ADRIO BAILEY 2018-19 GAME STATS

Opponent	Date	GS	Min	FG	FGA	Pct	3FG	A	Pct	FT	FTA	Pct	O	D	Tot	Avg	PF	FO	A	TO	Blk	Stl	Pts	Avg
vs Texas	11/09/18	*	35	4	5	.800	0	1	.000	0	2	.000	0	5	5	5.0	3	0	1	1	1	1	8	8.0
UC DAVIS	11/12/18	*	26	5	8	.625	1	2	.500	9	11	.818	0	4	4	4.5	2	0	2	0	0	2	20	14.0
INDIANA	11/18/18	*	25	2	7	.286	0	1	.000	0	0	.000	0	1	1	3.3	3	0	1	0	0	1	4	10.7
MONTANA STATE	11/21/18	*	19	5	5	1.000	0	0	.000	0	0	.000	2	1	3	3.3	4	0	2	0	1	0	10	10.5
UT ARLINGTON	11/23/18	*	24	4	6	.667	0	0	.000	6	8	.750	2	3	5	3.6	2	0	1	1	2	3	14	11.2
FIU	12/01/18	*	16	4	6	.667	0	0	.000	2	4	.500	0	5	5	3.8	5	1	1	0	4	1	10	11.0
at Colorado State	12/05/18	*	28	5	7	.714	0	0	.000	0	2	.000	2	6	8	4.4	1	0	3	2	2	1	10	10.9
WESTERN KENTUCKY	12/08/18	*	26	0	4	.000	0	0	.000	0	2	.000	1	4	5	4.5	4	0	0	1	1	0	0	9.5
vs UTSA	12/15/18	*	13	1	5	.200	0	0	.000	0	0	.000	0	3	3	4.3	4	0	0	2	2	0	2	8.7
GEORGIA TECH	12/19/18	*	11	0	4	.000	0	0	.000	0	0	.000	2	0	2	4.1	1	0	0	1	0	1	0	7.8
Totals			10	223	30	57	.526	1	4	.250	17	29	.586	9	32	41	4.1	29	1	11	8	13	78	7.8

Assists/game: 1.1
Turnovers/game: 0.8
Assist/turnover ratio: 1.4
Steals/game: 1.0
Blocks/game: 1.3

PERSONAL BESTS

POINTS

Season: 20 vs. UC Davis (11/12/18) SEC: 10 at Mississippi State (01/02/18)
Career: 20 vs. UC Davis (11/12/18) SEC: 10 at Mississippi State (01/02/18)

FIELD GOALS MADE

Season: 5 (2x), last vs. MSU (11/21/18) SEC: 5 at Mississippi State (01/02/18)
Career: 7 (2x), last vs. Samford (11/10/17) SEC: 5 at Mississippi State (01/02/18)

FIELD GOALS ATTEMPTED

Season: 8 vs. UC Davis (11/12/18) SEC: 7 at Mississippi State (01/02/18)
Career: 8 (4x), last vs. UCD (11/12/18) SEC: 7 at Mississippi State (01/02/18)

3-POINT FIELD GOALS MADE

Season: 1 vs. UC Davis (11/12/18) SEC: --
Career: 1 vs. UC Davis (11/12/18) SEC: --

3-POINT FG ATTEMPTS

Season: 2 vs. UC Davis (11/12/18) SEC: --
Career: 2 vs. UC Davis (11/12/18) SEC: --

FREE THROWS MADE

Season: 9 vs. UC Davis (11/12/18) SEC: 2 vs. Auburn (2/27/18)
Career: 9 vs. UC Davis (11/12/18) SEC: 2 vs. Auburn (2/27/18)

FREE THROWS ATTEMPTED

Season: 11 vs. UC Davis (11/12/18) SEC: 6 vs. South Carolina (03/08/18)
Career: 11 vs. UC Davis (11/12/18) SEC: 3 vs. Alabama (02/01/17)

REBOUNDS

Season: 8 at Colorado State (21/05/18) SEC: 6 at Mississippi State (01/02/18)
Career: 8 at Colorado State (21/05/18) SEC: 6 at Mississippi State (01/02/18)

ASSISTS

Season: 3 at Colorado State (21/05/18) SEC: 2 vs. Ole Miss (01/20/18)
Career: 3 (2x), last at CSU (12/05/18) SEC: 2 vs. Ole Miss (01/20/18)

STEALS

Season: 3 vs. UTA (11/23/18) SEC: 1 (5x), last at LSU (02/03/18)
Career: 3 (2x), last vs. UTA (11/23/18) SEC: 2 vs. Texas A&M (02/22/17)

BLOCKED SHOTS

Season: 4 vs FIU (12/01/18) SEC: 1 (5x), last at Alabama (02/24/18)
Career: 5 vs. North Carolina (11/24/17) SEC: 2, vs. Vanderbilt (02/27/17)

MINUTES

Season: 35 vs Texas (11/09/18) SEC: 23 vs. Ole Miss (01/20/18)
Career: 35 vs Texas (11/09/18) SEC: 23 vs. Ole Miss (01/20/18)

ADRIO BAILEY CAREER STATISTICS

Year	GP	GS	Min	Avg	FG	FGA	Pct	3FG	3FGA	Pct	FT	FTA	Pct	Off	Def	Tot	Avg	PF	FO	Ast	TO	Blk	Stl	Pts	Avg
2016-17	27	2	200	7.4	22	39	.564	0	0	.000	6	19	.316	13	22	35	1.3	29	0	7	11	7	14	50	1.9
2017-18	31	16	439	14.2	53	98	.541	0	0	.000	20	33	.606	29	50	79	2.5	59	1	17	18	23	15	126	4.1
2018-19	10	10	223	22.3	30	57	.526	1	4	.250	17	29	.586	9	32	41	4.1	29	1	11	8	13	10	78	7.8
TOTAL	68	28	862	12.7	105	194	.541	1	4	.250	43	81	.531	51	104	155	2.3	117	2	35	37	43	39	254	3.7



5 JALEN HARRIS

G, RSo., 6-2, 166 | Wilson, N.C. / Word of God Christian Acad. / New Mexico

• Voted team tri-captain for the 2018-19 season.

IN THE NCAA/SEC

- **2nd in NCAA • 1st in SEC in assist-to-turnover ratio (6.55) – 72 assists vs 11 turnovers**
- **7th in NCAA • 1st in SEC in assists per game (7.2)**
- **20th in NCAA • 1st in the SEC in total assists (72).**
- 165th in NCAA • 8th in SEC in free throw pct. (.816)

2018-19 (RSo.) HIGHLIGHTS:

- Is handing out 7.2 assists per game to rank seventh in the NCAA ... At that pace, he would finish 230 through the end of the regular season plus at least one game at SEC (22 games) ... The Arkansas single-season record for assists is 219, set by Kareem Reid in 1995-96.
- Dished out four assists in each of the first three games (12 total) of the season ... Since then (six games), has 56 assists with just five turnovers with four double-digit assist games.
- Run started by getting a then career-high 11 assists versus Montana State (with just one turnover) ... Added 11 points against the Bobcats for his first career double-double.
- Had 10 assists, with just one turnover, versus FIU.
- Dished out a career-high 12 assists at Colorado State (with just two turnovers) ... Also had career-high four steals.
- Scored in double figures three times, including a season-high 14 versus UTA (making career-highs 8-of-11 FT).
- Versus Western Kentucky, had seven assists and no turnovers in 37 minutes ... Added 13 points, four rebounds and two steals.
- Tallied second career double-double, getting 11 points and dishing out 10 assists – with zero turnovers – versus UTSA ... Made 7-of-8 from the free throw line.



• PERSONAL BESTS •

POINTS

Season: 14 vs. UTA (11/23/18) SEC: --
Career: 15 vs. Nevada (01/07/17) SEC: --

FIELD GOALS MADE

Season: 6 vs. Western Ky. (12/08/18) SEC: --
Career: 6 vs. Western Ky. (12/08/18) SEC: --

FIELD GOALS ATTEMPTED

Season: 15 vs. Western Ky. (12/08/18) SEC: --
Career: 15 vs. Western Ky. (12/08/18) SEC: --

3-POINT FIELD GOALS MADE

Season: 1 (2x) last vs. MSU (11/21/18) SEC: --
Career: 1 (9x), last vs. MSU (11/21/18) SEC: --

3-POINT FG ATTEMPTS

Season: 5 vs. Texas (11/09/18) SEC: --
Career: 5 vs. Texas (11/09/18) SEC: --

FREE THROWS MADE

Season: 8 vs. UTA (11/23/18) SEC: --
Career: 8 vs. UTA (01/23/18) SEC: --

FREE THROWS ATTEMPTED

Season: 11 vs. UTA (11/23/18) SEC: --
Career: 11 vs. UTA (11/23/18) SEC: --

REBOUNDS

Season: 9 vs. FIU (12/01/18) SEC: --
Career: 9 (2x), last vs. FIU (12/01/18) SEC: --

ASSISTS

Season: 12 at Colorado State (12/05/18) SEC: --
Career: 12 at Colorado State (12/05/18) SEC: --

STEALS

Season: 4 at Colorado State (12/05/18) SEC: --
Career: 4 at Colorado State (12/05/18) SEC: --

BLOCKED SHOTS

Season: 0 SEC: --
Career: 1 (3x), last at UNLV (02/01/17) SEC: --

MINUTES

Season: 39 vs. Texas (11/09/18) SEC: --
Career: 39 vs. Texas (11/09/18) SEC: --

#5 JALEN HARRIS 2018-19 GAME STATS

Opponent	Date	GS	Min	FG	FGA	Pct	3FG	A	Pct	FT	FTA	Pct	O	D	Tot	Avg	PF	FO	A	TO	Blk	Stl	Pts	Avg	
vs Texas	11/09/18	*	39	3	12	.250	0	5	.000	5	6	.833	3	2	5	5.0	2	0	4	2	0	3	11	11.0	
UC DAVIS	11/12/18	*	28	1	6	.167	0	1	.000	0	0	.000	0	2	2	3.5	2	0	4	0	0	1	2	6.5	
INDIANA	11/18/18	*	25	1	5	.200	1	3	.333	2	2	1.000	0	2	2	3.0	3	0	4	2	0	1	5	6.0	
MONTANA STATE	11/21/18	*	25	4	7	.571	1	3	.333	2	2	1.000	0	2	2	2.8	2	0	11	1	0	0	11	7.3	
UT ARLINGTON	11/23/18	*	31	3	6	.500	0	1	.000	8	11	.727	0	3	3	2.8	1	0	6	1	0	0	14	8.6	
FIU	12/01/18	*	26	2	6	.333	0	1	.000	5	6	.833	0	3	3	2.8	2	0	10	1	0	0	9	8.7	
at Colorado State	12/05/18	*	32	4	8	.500	0	2	.000	0	0	.000	1	4	5	3.1	2	0	12	2	0	4	8	8.6	
WESTERN KENTUCKY	12/08/18	*	37	6	15	.400	0	2	.000	1	2	.500	1	3	4	3.3	1	0	7	0	0	2	13	9.1	
vs UTSA	12/15/18	*	34	2	9	.222	0	3	.000	7	8	.875	0	2	2	3.1	2	0	10	0	0	0	11	9.3	
GEORGIA TECH	12/19/18	*	31	3	7	.429	0	3	.000	1	1	1.000	0	3	3	3.1	4	0	4	2	0	1	7	9.1	
Totals			10	308	29	81	.358	2	24	.083	31	38	.816	5	26	31	3.1	21	0	72	11	0	12	91	9.1

Assists/game: 7.2

Turnovers/game: 1.1

Assist/turnover ratio: 6.5

Steals/game: 1.2

JALEN HARRIS CAREER STATISTICS

Year	GP	GS	Min	Avg	FG	FGA	Pct	3FG	3FGA	Pct	FT	FTA	Pct	Off	Def	Tot	Avg	PF	FO	Ast	TO	Blk	Stl	Pts	Avg
2016-17 *	31	18	639	20.6	47	107	.439	7	27	.259	38	51	.745	2	54	56	1.8	64	0	72	40	3	25	139	4.5
2017-18 - Redshirted																									
2018-19	10	10	308	30.8	29	81	.358	2	24	.083	31	38	.816	5	26	31	3.1	21	0	72	11	0	12	91	9.1
CAREER *	41	28	947	23.1	76	188	.404	9	51	.176	69	89	.775	7	80	87	2.1	85	0	144	51	3	37	230	5.6

* - 2016-17 stats from/including New Mexico



10 DANIEL GAFFORD

F, So., 6-11, 233 | El Dorado, Ark. / El Dorado HS


- WOODEN AWARD WATCH LIST
- LUTE OLSON AWARD WATCH LIST
- PRESEASON 1ST TEAM ALL-SEC MEDIA
- CONSENSUS NBA LOTTERY PICK IN 2019 MOCK DRAFTS
- Voted team tri-captain for the 2018-19 season
- Leads the team in deflections (59, including 10 at Colorado State and seven twice).
- CITIZEN NAISMITH TROPHY WATCH LIST
- KAREEM ABDUL-JABBAR AWARD WATCH LIST
- PRESEASON 1ST TEAM ALL-SEC COACHES

IN THE NCAA/SEC

- 12th NCAA • 1st SEC
- 27th NCAA • 3rd SEC
- 42nd NCAA • 2nd SEC
- 50th NCAA • 1st SEC
- 54th NCAA • 2nd SEC
- 132nd NCAA • 3rd SEC
- Field goal percentage (.667)
- Blocked shots per game (2.40)
- Rebounds per game (9.2)
- Double-doubles (4)
- Defensive Rebounds per game (6.50)
- Scoring (17.5)

2018-19 (So.) HIGHLIGHTS:

- Has four double-doubles in nine games this year ... Had three in 35 games last season.
- Had a double-double in the opener versus Texas with 20 points and 12 rebounds, which tied a career high at the time.
- Named **SEC Player of the Week** thanks to his **career-high 27 points vs. Indiana** ... Once again had 12 rebounds. ... Was most effective in the second half, scoring 19 points, grabbing seven rebounds and getting two steals ... In fact, was 9-for-10 shooting in the period while the rest of the team was just 5-of-23 from the field and scored 16 points ... Three times in within the final 11 minutes, Indiana took a one-point lead and, each time, Gafford answered to put the Razorbacks back on top. In the final seconds, Gafford tipped the ball out after a missed shot that led to a Mason Jones rebound and eventual game-winning free throw with 2.5 seconds left.
- Was 8-for-8 from the field versus Montana State (scoring 16 points) with a team-high seven rebounds ... Tied the school record for best FG% in a game (with 8 attempts being minimum).
- Made career-high nine free throws (tying career-high with 10 att.) en route to 21 points vs. UTA.
- Registered third double-double -21 points and 12 rebounds - versus FIU, adding four blocked shots.
- Battled foul trouble in first half at Colorado State and did not attempt a field goal ... Finished with 12 pts and 9 rebs.
- Fourth double-double of the season came versus UTSA, scoring 13 points with a **career-high 14 rebounds** ... Had 11 points and eight boards in the second half ... Did not commit a foul and added two blocked shots and a steal.



#10 DANIEL GAFFORD 2018-19 GAME STATS

Opponent	Date	GS	Min	FG	FGA	Pct	3FG	A	Pct	FT	FTA	Pct	O	D	Tot	Avg	PF	FO	A	TO	Blk	Stl	Pts	Avg	
vs Texas	11/09/18	*	33	8	15	.533	0	0	.000	4	9	.444	2	10	12	12.0	3	0	0	6	2	1	20	20.0	
UC DAVIS	11/12/18	*	28	3	3	1.000	0	0	.000	6	9	.667	0	4	4	8.0	2	0	2	6	4	0	12	16.0	
INDIANA	11/18/18	*	31	12	15	.800	0	0	.000	3	8	.375	5	7	12	9.3	2	0	0	3	3	2	27	19.7	
MONTANA STATE	11/21/18	*	23	8	8	1.000	0	0	.000	0	2	.000	2	5	7	8.8	2	0	0	2	1	1	16	18.8	
UT ARLINGTON	11/23/18	*	23	6	10	.600	0	0	.000	9	10	.900	2	3	5	8.0	4	0	0	1	0	2	21	19.2	
FIU	12/01/18	*	23	9	12	.750	0	0	.000	5	8	.625	4	8	12	8.7	4	0	0	3	4	1	23	19.8	
at Colorado State	12/05/18	*	22	5	12	.417	0	0	.000	2	4	.500	3	6	9	8.7	2	0	3	1	3	1	12	18.7	
WESTERN KENTUCKY	12/08/18	*	32	7	12	.583	0	0	.000	3	3	1.000	4	5	9	8.8	1	0	1	2	2	1	17	18.5	
vs UTSA	12/15/18	*	29	4	6	.667	0	0	.000	5	8	.625	2	12	14	9.3	0	0	0	4	2	1	13	17.9	
GEORGIA TECH	12/19/18	*	32	6	9	.667	0	0	.000	2	4	.500	3	5	8	9.2	5	1	3	3	3	1	14	17.5	
Totals			10	276	68	102	.667	0	0	.000	39	65	.600	27	65	92	9.2	25	1	9	31	24	11	175	17.5

Assists/game: 0.9
Turnovers/game: 3.1
Assist/turnover ratio: 0.3
Steals/game: 1.1
Blocks/game: 2.4

• PERSONAL BESTS •

POINTS

Season: 27 vs. Indiana (11/18/18) SEC: 21 vs. Auburn (02/27/18)
Career: 27 vs. Indiana (11/18/18) SEC: 21 vs. Auburn (02/27/18)

FIELD GOALS MADE

Season: 12 vs. Indiana (11/18/18) SEC: 10 vs. Auburn (02/27/18)
Career: 12 vs. Indiana (11/18/18) SEC: 10 vs. Auburn (02/27/18)

FIELD GOALS ATTEMPTED

Season: 15 vs. Indiana (11/18/18) SEC: 15 vs. Auburn (02/27/18)
Career: 15 (3x), last vs. Ind. (11/18/18) SEC: 15 vs. Auburn (02/27/18)

3-POINT FIELD GOALS MADE

Season: -- SEC: --
Career: -- SEC: --

3-POINT FG ATTEMPTS

Season: -- SEC: --
Career: -- SEC: --

FREE THROWS MADE

Season: 9 vs. UTA (11/23/18) SEC: 7 at Ole Miss (02/13/18)
Career: 9 vs. UTA (11/23/18) SEC: 7 at Ole Miss (02/13/18)

FREE THROWS ATTEMPTED

Season: 10 vs. UTA (11/23/18) SEC: 10 at Ole Miss (02/13/18)
Career: 10 (2x), last vs. UTA (11/23/18) SEC: 10 at Ole Miss (02/13/18)

REBOUNDS

Season: 14 vs. UTSA (12/15/18) SEC: 11 at Florida (01/17/18)
Career: 14 vs. UTSA (12/15/18) SEC: 11 at Florida (01/17/18)

ASSISTS

Season: 3 at Colorado State (12/05/18) SEC: 2 (4x), last vs. Auburn (02/27/18)
Career: 4 vs. Oral Roberts (12/19/17) SEC: 2 (4x), last vs. Auburn (02/27/18)

STEALS

Season: 2 (2x), last vs. UTA (11/23/18) SEC: 3 vs. Ole Miss (01/20/18)
Career: 3 vs. Ole Miss (01/20/18) SEC: 3 vs. Ole Miss (01/20/18)

BLOCKED SHOTS

Season: 4 (2x), last vs. FIU (12/01/18) SEC: 7 (2x), last vs. Auburn (02/27/18)
Career: 7 (2x), last vs. Auburn (02/27/18) SEC: 7 (2x), last vs. Auburn (02/27/18)

MINUTES

Season: 33 vs. Texas (11/09/18) SEC: 33 vs. Tennessee (12/30/17)
Career: 33 (2x), last vs. TX (11/09/18) SEC: 33 vs. Tennessee (12/30/17)

DANIEL GAFFORD CAREER STATISTICS

Year	GP	GS	Min	Avg	FG	FGA	Pct	3FG	3FGA	Pct	FT	FTA	Pct	Off	Def	Tot	Avg	PF	FO	Ast	TO	Blk	Stl	Pts	Avg
2017-18	35	26	790	22.6	164	271	.605	0	0	.000	85	161	.528	77	140	217	6.2	114	3	24	37	76	19	413	11.8
2018-19	10	10	276	27.6	68	102	.667	0	0	.000	39	65	.600	27	65	92	9.2	25	1	9	31	24	11	175	17.5
TOTAL	45	36	1066	23.7	232	373	.622	0	0	.000	124	226	.549	104	205	309	6.9	139	4	33	68	100	30	588	13.1



11 KEYSHAWN EMBERY-SIMPSON

G, Fr., 6-3, 202 | Midwest City, Okla. / IMG (Fla.) Academy

2018-19 (Fr.) HIGHLIGHTS:

- Averaging 14.1 minutes off the bench third-best on the team.
- Did not commit a turnover until game five (vs. UTA) ... Only has seven for the season.
- Scored seven points versus UC Davis, including five in the second half.
- Posted season highs versus FIU with three assists and three steals, while scoring seven points and adding three rebounds.
- Pumped in season-best 14 points at Colorado State, including eight in the first half to keep the Razorbacks in the lead while Daniel Gafford was on the bench in foul trouble ... Was 5-of-6 from the field, including 4-of-5 from 3-point range.



#11 KEYSHAWN EMBERY-SIMPSON 2018-19 GAME STATS

Opponent	Date	GS	Min	FG FGA	Pct	3FGFGA	Pct	FT FTA	Pct	O	D	Tot	Avg	PF	FO	A	TO	Blk	Stl	Pts	Avg			
vs Texas	11/09/18	9	0	2	.000	0	0	.000	0	1	.000	1	1	2	2.0	0	0	0	0	0	0.0			
UC DAVIS	11/12/18	18	2	6	.333	1	4	.250	2	2	1.000	0	0	0	1.0	1	0	0	2	7	3.5			
INDIANA	11/18/18	14	1	5	.200	0	2	.000	0	0	.000	0	2	2	1.3	3	0	1	0	1	3.0			
MONTANA STATE	11/21/18	17	2	5	.400	2	5	.400	0	0	.000	0	0	0	1.0	1	0	0	1	6	3.8			
UT ARLINGTON	11/23/18	18	0	5	.000	0	4	.000	2	2	1.000	0	3	3	1.4	1	0	0	1	2	3.4			
FIU	12/01/18	18	3	5	.600	1	3	.333	0	2	.000	0	3	3	1.7	1	0	3	2	0	3	4.0		
at Colorado State	12/05/18	16	5	6	.833	4	5	.800	0	0	.000	1	1	2	1.7	2	0	2	0	0	1	5.4		
WESTERN KENTUCKY	12/08/18	8	0	2	.000	0	2	.000	0	0	.000	0	0	0	1.5	2	0	0	1	0	0	4.8		
vs UTSA	12/15/18	11	0	2	.000	0	2	.000	2	4	.500	0	0	0	1.3	2	0	0	1	1	0	4.4		
GEORGIA TECH	12/19/18	12	0	2	.000	0	2	.000	0	0	.000	0	0	0	1.2	1	0	0	2	0	1	4.0		
Totals		0	141	13	40	.325	8	29	.276	6	11	.545	2	10	12	1.2	14	0	8	7	2	8	40	4.0

Assists/game: 0.8
Turnovers/game: 0.7
Assist/turnover ratio: 1.1
Steals/game: 0.8
Blocks/game: 0.2

• PERSONAL BESTS •

POINTS

Season: 14 at Colorado State (12/05/18) SEC: --
Career: -- SEC: --

FIELD GOALS MADE

Season: 5 at Colorado State (12/05/18) SEC: --
Career: -- SEC: --

FIELD GOALS ATTEMPTED

Season: 6 (2x), last at CSU (12/05/18) SEC: --
Career: -- SEC: --

3-POINT FIELD GOALS MADE

Season: 4 at Colorado State (12/05/18) SEC: --
Career: -- SEC: --

3-POINT FG ATTEMPTS

Season: 5 (2x), Last at CSU (12/05/18) SEC: --
Career: -- SEC: --

FREE THROWS MADE

Season: 2 (3x) last vs. UTSA (12/15/18) SEC: --
Career: -- SEC: --

FREE THROWS ATTEMPTED

Season: 4 vs. UTSA (12/15/18) SEC: --
Career: -- SEC: --

REBOUNDS

Season: 3 (2x) last vs. FIU (12/01/18) SEC: --
Career: -- SEC: --

ASSISTS

Season: 3 vs. FIU (12/01/18) SEC: --
Career: -- SEC: --

STEALS

Season: 3 vs. FIU (12/01/18) SEC: --
Career: -- SEC: --

BLOCKED SHOTS

Season: 1 (2x), last vs. UTSA (12/15/18) SEC: --
Career: -- SEC: --

MINUTES

Season: 18 (3x) last vs. FIU (12/01/18) SEC: --
Career: -- SEC: --

KEYSHAWN EMBERY-SIMPSON CAREER STATISTICS

Year	GP	GS	Min	Avg	FG	FGA	Pct	3FG	3FGA	Pct	FT	FTA	Pct	Off	Def	Tot	Avg	PF	FO	Ast	TO	Blk	Stl	Pts	Avg
2018-19	10	0	141	14.1	13	40	.325	8	29	.276	6	11	.545	2	10	12	1.2	14	0	8	7	2	8	40	4.0



13 MASON JONES

G, So., 6-5, 207 | Desoto, Texas / Triple A Acad. / Connors State CC

- Led the team in scoring in four times: UC Davis - 21 • Montana State - 18 • Colorado State - 16 and Georgia Tech - 17 ... Has also led the team in assist twice: Indiana - 7 and Georgia Tech - 5.
- Scored in double figures in eight of 10 games.

IN THE SEC

- 5th in the SEC in 3-pt FG made per game (2.60)
- 5th in the SEC in 3-pt FG percentage (.419)
- 5th in the SEC in 3-pointers made (26 total)
- 11th SEC in free throw pct (.800)

2018-19 (So.) HIGHLIGHTS:

- Second on the team in rebounding (5.4) and assists (31) while ranking third in scoring (13.8). ... 4th on team with 22 deflections.
- Has made Arkansas' first basket of the game in four times (Texas, UC Davis, Montana State) and Colorado State - all 3-pointers.
- Led the team in scoring (21) and rebounds (8) in the UC Davis win ... 15 of those points came in the first half (5-of-6 FG - 4-5 3FG) ... 7 of his 8 boards came in the 2nd half.
- Hit (and missed) the game-winning free throw versus Indiana with 2.5 seconds left ... Finished with 11 points, five rebounds and seven assists ... Was first Razorback since Jan. 2012 to play at least 35 minutes, have at least 7 assists and commit zero turnovers.
- Scored a team-best 18 points in the Montana State win, making 6-of-8 from the field (5-of-7 from 3-pt range) ... 16 of those points came in the first half.
- Posted first career double-double - 19 points and 10 rebounds - in the win over FIU ... Was 7-of-9 from free throw line.
- Led the team in scoring (16) at Colorado State ... Got Arkansas off to great start, hitting three, 3-pointers for a 12-2, finished with 16, first-half points.
- Led the team in scoring (17) and assists (5) versus Georgia Tech ... Added six rebounds, second-best on the team ... Tied his season-high with five 3-pointers made.



#13 MASON JONES 2018-19 GAME STATS

Opponent	Date	GS	Min	FG FGA	Pct	3FG FGA	Pct	FT FTA	Pct	O	D	Tot	Avg	PF	FO	A	TO	Blk	Stl	Pts	Avg
vs Texas	11/09/18	*	37	3 10	.300	2 6	.333	3 4	.750	0 6	6	6.0	4 0	3 4	1 0	11	11.0				
UC DAVIS	11/12/18	*	31	6 10	.600	4 7	.571	5 7	.714	1 7	8	7.0	1 0	2 2	0 1	21	16.0				
INDIANA	11/18/18	*	38	3 8	.375	1 4	.250	4 6	.667	0 5	5	6.3	2 0	7 0	0 1	11	14.3				
MONTANA STATE	11/21/18	*	21	6 8	.750	5 7	.714	1 2	.500	0 3	3	5.5	2 0	3 3	0 2	18	15.3				
UT ARLINGTON	11/23/18	*	25	0 5	.000	0 3	.000	4 4	1.000	1 4	5	5.4	4 0	0 2	0 0	4	13.0				
FIU	12/01/18	*	25	5 8	.625	2 4	.500	7 9	.778	1 9	10	6.2	3 0	3 3	0 2	19	14.0				
at Colorado State	12/05/18	*	29	5 10	.500	4 8	.500	2 2	1.000	0 4	4	5.9	2 0	4 0	0 1	16	14.3				
WESTERN KENTUCKY	12/08/18	*	29	5 11	.455	3 8	.375	2 2	1.000	1 2	3	5.5	2 0	1 1	0 1	15	14.4				
vs UTSA	12/15/18	*	27	2 7	.286	0 2	.000	2 2	1.000	0 4	4	5.3	5 1	3 3	0 0	6	13.4				
GEORGIA TECH	12/19/18	*	35	5 15	.333	5 13	.385	2 2	1.000	3 3	6	5.4	1 0	5 2	0 2	17	13.8				
Totals			10 297	40 92	.435	26 62	.419	32 40	.800	7 47	54	5.4	26 1	31 20	1 10	138	13.8				

Assists/game: 3.1
Turnovers/game: 2.0
Assist/turnover ratio: 1.6
Steals/game: 1.0
Blocks/game: 0.1

• PERSONAL BESTS •

POINTS

Season: 21 vs. UC Davis (11/12/18)
Career: --

SEC: --
SEC: --

FIELD GOALS MADE

Season: 6 vs. UC Davis (11/12/18)
Career: --

SEC: --
SEC: --

FIELD GOALS ATTEMPTED

Season: 15 vs. GA Tech (12/19/18)
Career: --

SEC: --
SEC: --

3-POINT FIELD GOALS MADE

Season: 5 (2x), last vs. Ga Tech (12/19/18)
Career: --

SEC: --
SEC: --

3-POINT FG ATTEMPTS

Season: 13 vs. GA Tech (12/19/18)
Career: --

SEC: --
SEC: --

FREE THROWS MADE

Season: 7 vs. FIU (12/01/18)
Career: --

SEC: --
SEC: --

FREE THROWS ATTEMPTED

Season: 9 vs. FIU (12/01/18)
Career: --

SEC: --
SEC: --

REBOUNDS

Season: 10 vs. FIU (12/01/18)
Career: --

SEC: --
SEC: --

ASSISTS

Season: 7 vs. Indiana (11/18/18)
Career: --

SEC: --
SEC: --

STEALS

Season: 2 (2x) last vs. Ga Tech (12/19/18)
Career: --

SEC: --
SEC: --

BLOCKED SHOTS

Season: 1 vs. Texas (11/09/18)
Career: --

SEC: --
SEC: --

MINUTES

Season: 38 vs. Indiana (11/18/18)
Career: --

SEC: --
SEC: --

MASON JONES CAREER STATISTICS

Year	GP	GS	Min	Avg	FG	FGA	Pct	3FG	3FGA	Pct	FT	FTA	Pct	Off	Def	Tot	Avg	PF	FO	Ast	TO	Blk	Stl	Pts	Avg
2018-19	10	10	297	29.7	40	92	.435	26	62	.419	32	40	.800	7	47	54	5.4	26	1	31	20	1	10	138	13.8




15 JONATHAN HOLMES

G, Jr., 5-10, 190 | Columbia, Ill. / Columbia HS

2018-19 (Jr.) HIGHLIGHTS:

- Fan favorite.
- Was the only player on the roster that had made a 3-pointer in an Arkansas uniform to start the season, hitting two last season.



• PERSONAL BESTS •

POINTS

Season: -- SEC: 2 (2x), last vs. Vandy (02/10/18)
Career: 3, (2x), last vs. ORU (12/19/17) SEC: 2 (2x), last vs. Vandy (02/10/18)

FIELD GOALS MADE

Season: -- SEC: 1 vs. Vanderbilt (02/10/18)
Career: 1 (7x), last vs. Vandy (02/10/18) SEC: 1 vs. Vanderbilt (02/10/18)

FIELD GOALS ATTEMPTED

Season: 3 vs. Montana State (11/21/18) SEC: 1 (2x), last vs. TX A&M (02/14/18)
Career: 3 vs. Montana State (11/21/18) SEC: 1 (5x), last vs. TX A&M (02/14/18)

3-POINT FIELD GOALS MADE

Season: -- SEC: 1 (2x), last vs. Troy (12/16/17)
Career: 1 (2x), last vs. Troy (12/16/17) SEC: --

3-POINT FG ATTEMPTS

Season: 2 vs. Montana State (11/21/18) SEC: --
Career: 2 vs. Austin Peay (12/03/16) SEC: 1 (2x), last vs. Ole Miss (02/18/17)

FREE THROWS MADE

Season: -- SEC: --
Career: 1 vs. Samford (11/10/17) SEC: --

FREE THROWS ATTEMPTED

Season: -- SEC: --
Career: 2 vs. Samford (11/10/17) SEC: --

REBOUNDS

Season: -- SEC: 1 vs. Vanderbilt (02/10/18)
Career: 1 (4x), last vs. Vandy (02/10/18) SEC: 1 vs. Vanderbilt (02/10/18)

ASSISTS

Season: -- SEC: --
Career: 1 vs. Samford (11/10/17) SEC: --

STEALS

Season: -- SEC: --
Career: 1 vs. Bucknell (11/12/17) SEC: --

BLOCKED SHOTS

Season: -- SEC: --
Career: -- SEC: --

MINUTES

Season: 3 (2x) last vs. FIU (12/01/18) SEC: 1 (2x), last vs. TX A&M (02/17/18)
Career: 4 vs. UConn (11/26/17) SEC: 1 (5x), last vs. TX A&M (02/17/18)

#15 JONATHAN HOLMES 2018-19 GAME STATS

Opponent	Date	GS	Min	FG FGA	Pct	3FG FGA	Pct	FT FTA	Pct	O	D	Tot	Avg	PF	FO	A	TO	Blk	Stl	Pts	Avg
vs Texas	11/09/18	DNP																			
UC DAVIS	11/12/18	DNP																			
INDIANA	11/18/18	DNP																			
MONTANA STATE	11/21/18	3		0 3	.000	0 2	.000	0 0	.000	0 0	0 0	0 0	0.0	1 0	0 0	0 0	0 0	0 0	0 0	0 0.0	
UT ARLINGTON	11/23/18	1		0 1	.000	0 0	.000	0 0	.000	0 0	0 0	0 0	0.0	0 0	0 0	0 0	0 0	0 0	0 0	0 0.0	
FIU	12/01/18	3		0 1	.000	0 1	.000	0 0	.000	0 0	0 0	0 0	0.0	0 0	0 0	0 0	0 0	0 0	0 0	0 0.0	
at Colorado State	12/05/18	DNP																			
WESTERN KENTUCKY	12/08/18	DNP																			
vs UTSA	12/15/18	DNP																			
GEORGIA TECH	12/19/18	DNP																			
Totals		0	7	0 5	.000	0 3	.000	0 0	.000	0 0	0 0	0 0	0.0	1 0	0 0	0 0	0 0	0 0	0 0	0 0.0	

Games played: 3
Minutes/game: 2.3
FG Pct: 0.0
3FG Pct: 0.0

JONATHAN HOLMES CAREER STATISTICS

Year	GP	GS	Min	Avg	FG FGA	Pct	3FG FGA	Pct	FT FTA	Pct	Off	Def	Tot	Avg	PF	FO	Ast	TO	Blk	Stl	Pts	Avg
2016-17	6	0	7	1.2	1 5	.200	0 4	.000	0 0	.000	0	1	1	0.2	1	0	0	0	0	0	2	0.3
2017-18	11	0	18	1.6	6 15	.400	2 6	.333	1 2	.500	2	1	3	0.3	1	0	1	2	0	1	15	1.4
2018-19	3	0	7	2.3	0 5	.000	0 3	.000	0 0	.000	0	0	0	0.0	1	0	0	0	0	0	0	0.0
TOTAL	20	0	32	1.6	7 25	.280	2 13	.154	1 2	.500	2	2	4	0.2	3	0	1	2	0	1	17	0.9



22 GABE OSABUOHIE

F, So., 6-8, 221 | Toronto, Canada / Southwest Christian Acad. (Ark.)

• Pronounced Oh-sah-BOY-en.

2018-19 (So.) HIGHLIGHTS:

- Tied for team lead with seven charges taken ... Has 22 deflections, tops among those coming off the bench.
- First sub off the bench in seven of the first eight games.
- Has been praised by Coach Anderson for having a positive impact on the game in areas other than scoring ... High energy guy off the bench, gets deflections, takes charges and hits

the boards ... Called a "warrior" by Coach Anderson for his play at Colorado State while Daniel Gafford was saddled with foul trouble.

- Hit his first career 3-pointer versus Indiana (missing the five six of his career) at the first half drew to a close to give the Razorbacks a 38-35 lead.



#22 GABE OSABUOHIE 2018-19 GAME STATS

Opponent	Date	GS	Min	FG	FGA	Pct	3FG	3FGA	Pct	FT	FTA	Pct	O	D	Tot	Avg	PF	FO	A	TO	Blk	Stl	Pts	Avg
vs Texas	11/09/18	11	0	4	.000	0	1	.000	1	2	.500	2	1	3	3.0	1	0	0	1	1	0	1	1.0	
UC DAVIS	11/12/18	14	0	3	.000	0	1	.000	0	2	.000	2	3	5	4.0	4	0	1	0	1	1	0	0.5	
INDIANA	11/18/18	10	2	3	.667	1	1	1.000	0	0	.000	0	0	0	2.7	2	0	2	4	0	1	5	2.0	
MONTANA STATE	11/21/18	12	2	5	.400	0	2	.000	2	2	1.000	1	1	2	2.5	2	0	1	0	0	2	6	3.0	
UT ARLINGTON	11/23/18	13	0	1	.000	0	0	.000	0	2	.000	1	1	2	2.4	5	1	2	2	1	0	0	2.4	
FIU	12/01/18	19	1	4	.250	0	1	.000	1	4	.250	1	4	5	2.8	4	0	1	1	1	1	3	2.5	
at Colorado State	12/05/18	9	2	5	.400	0	0	.000	1	1	1.000	3	2	5	3.1	3	0	0	0	1	0	5	2.9	
WESTERN KENTUCKY	12/08/18	7	0	2	.000	0	1	.000	0	0	.000	0	1	1	2.9	2	0	0	1	0	0	0	2.5	
vs UTSA	12/15/18	10	2	6	.333	0	1	.000	0	0	.000	4	0	4	3.0	2	0	0	1	0	0	4	2.7	
GEORGIA TECH	12/19/18	10	0	0	.000	0	0	.000	2	2	1.000	1	1	2	2.9	2	0	0	0	0	0	2	2.6	
Totals		0	115	9	33	.273	1	8	.125	7	15	.467	15	14	29	2.9	27	1	7	10	5	5	26	2.6

Assists/game: 0.7
Turnovers/game: 1.0
Assist/turnover ratio: 0.7
Steals/game: 0.5
Blocks/game: 0.5

• PERSONAL BESTS •

POINTS

Season: 6 vs. Montana State (11/21/18) SEC: 6 vs. Texas A&M (02/17/18)
Career: 6 (2x), last vs. MSU (11/21/18) SEC: 6 vs. Texas A&M (02/17/18)

FIELD GOALS MADE

Season: 2 (4x), last vs. UTSA (12/15/18) SEC: 3 vs. Texas A&M (02/17/18)
Career: 3 vs. Texas A&M (02/17/18) SEC: 3 vs. Texas A&M (02/17/18)

FIELD GOALS ATTEMPTED

Season: 6 vs. UTSA (12/15/18) SEC: 6 vs. Texas A&M (02/17/18)
Career: 6 (2x), last vs. UTSA (12/15/18) SEC: 6 vs. Texas A&M (02/17/18)

3-POINT FIELD GOALS MADE

Season: 1 vs. Indiana (11/18/18) SEC: --
Career: 1 vs. Indiana (11/18/18) SEC: --

3-POINT FG ATTEMPTS

Season: 2 vs. Montana State (11/21/18) SEC: 1 (2x), last vs. Fla. (03/09/18)
Career: 2 vs. Montana State (11/21/18) SEC: 1 (2x), last vs. Fla. (03/09/18)

FREE THROWS MADE

Season: 2 (2x), last vs. Ga Tech (12/19/18) SEC: 1 (2x), last at Miss (02/13/18)
Career: 2 (2x), last vs. Ga Tech (12/19/18) SEC: 1 (2x), last at Miss (02/13/18)

FREE THROWS ATTEMPTED

Season: 4 vs. FIU (21/01/18) SEC: 2 (2x), last at Miss (02/13/18)
Career: 4 vs. FIU (12/01/18) SEC: 2 (2x), last at Miss (02/13/18)

REBOUNDS

Season: 5 (3x) last at CSU (12/05/18) SEC: 4 vs. South Carolina (02/06/18)
Career: 5 (3x) last vs. CSU (12/05/18) SEC: 4 vs. South Carolina (02/06/18)

ASSISTS

Season: 2 (2x) last vs. UTA (11/23/18) SEC: 2 vs. South Carolina (02/06/18)
Career: 2 (3x) last vs. UTA (11/23/18) SEC: 2 vs. South Carolina (02/06/18)

STEALS

Season: 2 vs. Montana State (11/21/18) SEC: 1 (2x), last vs. TX A&M (02/17/18)
Career: 2 vs. Montana State (11/21/18) SEC: 1 (2x), last vs. TX A&M (02/17/18)

BLOCKED SHOTS

Season: 1 (4x), last vs. FIU (12/01/18) SEC: 1 (3x), last vs. TX A&M (02/17/18)
Career: 1 (7x), last vs. FIU (12/01/18) SEC: 1 (3x), last vs. TX A&M (02/17/18)

MINUTES

Season: 19 vs. FIU (12/01/18) SEC: 17 vs. S. Carolina (02/06/18)
Career: 19 vs. FIU (12/01/18) SEC: 17 vs. S. Carolina (02/06/18)

GABE OSABUOHIE CAREER STATISTICS

Year	GP	GS	Min	Avg	FG	FGA	Pct	3FG	3FGA	Pct	FT	FTA	Pct	Off	Def	Tot	Avg	PF	FO	Ast	TO	Blk	Stl	Pts	Avg
2017-18	20	0	136	6.8	10	25	.400	0	4	.000	2	10	.200	6	22	28	1.4	21	0	7	11	3	3	22	1.1
2018-19	10	0	115	11.5	9	33	.273	1	8	.125	7	15	.467	15	14	29	2.9	27	1	7	10	5	5	26	2.6
TOTAL	30	0	251	8.4	19	58	.328	1	12	.083	9	25	.360	21	36	57	1.9	48	1	14	21	8	8	48	1.6



24 ETHAN HENDERSON

F, Fr., 6-8, 210 | Little Rock, Ark. / Parkview Magnet HS

2018-19 (Fr.) HIGHLIGHTS:

- Had two rebounds and a blocked shot in eight minutes versus Montana State.
- Grabbed two rebounds and dished out first career assist in UTA win.
- Scored first points versus FIU, making a basket and a free throw, and had first steal.



#24 ETHAN HENDERSON 2018-19 GAME STATS

Opponent	Date	GS	Min	FG FGA	Pct	3FG FGA	Pct	FT FTA	Pct	O	D	Tot	Avg	PF	FO	A	TO	Blk	Stl	Pts	Avg
vs Texas	11/09/18	DNP																			
UC DAVIS	11/12/18	2		0 0	.000	0 0	.000	0 0	.000	0 0	0 0	0.0		1 0		0 1	0 0			0 0.0	
INDIANA	11/18/18	DNP																			
MONTANA STATE	11/21/18	8		0 0	.000	0 0	.000	0 1	.000	1 1	2 1.0			1 0		0 2	1 0			0 0.0	
UT ARLINGTON	11/23/18	2		0 0	.000	0 0	.000	0 0	.000	0 2	2 1.3			1 0		1 0	0 0			0 0.0	
FIU	12/01/18	4		1 1	1.000	0 0	.000	1 2	.500	0 1	1 1.3			0 0		0 0	0 1			3 0.8	
at Colorado State	12/05/18	2		0 0	.000	0 0	.000	0 0	.000	0 0	0 1.0			0 0		0 0	0 0			0 0.6	
WESTERN KENTUCKY	12/08/18	DNP																			
vs UTSA	12/15/18	DNP																			
GEORGIA TECH	12/19/18	DNP																			
Totals		0	18	1 1	1.000	0 0	.000	1 3	.333	1 4	5 1.0			3 0		1 3	1 1			3 0.6	

Rebounds/game: 1.0
Assists/game: 0.2
Turnovers/game: 0.6
Assist/turnover ratio: 0.3
Steals/game: 0.2
Blocks/game: 0.2

• PERSONAL BESTS •

POINTS

Season: 3 vs FIU (12.01/18)

Career: --

SEC: --

SEC: --

FIELD GOALS MADE

Season: 1 vs FIU (12.01/18)

Career: --

SEC: --

SEC: --

FIELD GOALS ATTEMPTED

Season: 1 vs FIU (12.01/18)

Career: --

SEC: --

SEC: --

3-POINT FIELD GOALS MADE

Season: --

Career: --

SEC: --

SEC: --

3-POINT FG ATTEMPTS

Season: --

Career: --

SEC: --

SEC: --

FREE THROWS MADE

Season: 1 vs FIU (12.01/18)

Career: --

SEC: --

SEC: --

FREE THROWS ATTEMPTED

Season: 2 vs FIU (12.01/18)

Career: --

SEC: --

SEC: --

REBOUNDS

Season: 2 (2x), last vs. UTA (11/23/18)

Career: --

SEC: --

SEC: --

ASSISTS

Season: 1 vs UTA (11/23/18)

Career: --

SEC: --

SEC: --

STEALS

Season: --

Career: --

SEC: --

SEC: --

BLOCKED SHOTS

Season: 1 vs. Montana State (11/21/18)

Career: --

SEC: --

SEC: --

MINUTES

Season: 8 vs. Montana State (11/21/18)

Career: --

SEC: --

SEC: --

ETHAN HENDERSON CAREER STATISTICS

Year	GP	GS	Min	Avg	FG FGA	Pct	3FG FGA	Pct	FT FTA	Pct	Off	Def	Tot	Avg	PF	FO	Ast	TO	Blk	Stl	Pts	Avg
2018-19	5	0	18	3.6	1 1	1.000	0 0	.000	1 3	.333	1	4	5	1.0	3	0	1	3	1	1	3	0.6



25 JORDAN PHILLIPS

G, Fr., 6-7, 209 | Fort Worth, Texas / Grace Preparatory Academy

2018-19 (Fr.) HIGHLIGHTS:

- Had meniscus surgery in the summer and was not cleared to fully practice until Nov. 20.
- Saw first game action in Montana State win and played 10 minutes off the bench.
- Hit two free throws versus UTA for his first career points.
- Made two baskets for four points and had two rebounds versus FIU.



#25 JORDAN PHILLIPS 2018-19 GAME STATS

Opponent	Date	GS	Min	FG	FGA	Pct	3FG	3FGA	Pct	FT	FTA	Pct	O	D	Tot	Avg	PF	FO	A	TO	Blk	Stl	Pts	Avg
vs Texas	11/09/18	DNP-Inj																						
UC DAVIS	11/12/18	DNP-Inj																						
INDIANA	11/18/18	DNP-Inj																						
MONTANA STATE	11/21/18	10		0	5	.000	0	2	.000	0	0	.000	0	1	1	1.0	2	0	0	1	0	0	0	0.0
UT ARLINGTON	11/23/18	4		0	2	.000	0	1	.000	2	2	1.000	0	1	1	1.0	0	0	0	0	0	0	2	1.0
FIU	12/01/18	9		2	6	.333	0	1	.000	0	0	.000	1	1	2	1.3	2	0	0	0	0	0	4	2.0
at Colorado State	12/05/18	4		0	2	.000	0	1	.000	0	0	.000	0	1	1	1.3	1	0	1	0	0	0	0	1.5
WESTERN KENTUCKY	12/08/18	DNP																						
vs UTSA	12/15/18	DNP																						
GEORGIA TECH	12/19/18	DNP																						
Totals		0	27	2	15	.133	0	5	.000	2	2	1.000	1	4	5	1.3	5	0	1	1	0	0	6	1.5

Assists/game: 0.3

Turnovers/game: 0.3

Assist/turnover ratio: 1.0

• PERSONAL BESTS •

POINTS

Season: 4 vs FIU (12/01/18)

SEC: --

Career: --

SEC: --

FIELD GOALS MADE

Season: 2 vs FIU (12/01/18)

SEC: --

Career: --

SEC: --

FIELD GOALS ATTEMPTED

Season: 6 vs FIU (12/01/18)

SEC: --

Career: --

SEC: --

3-POINT FIELD GOALS MADE

Season: --

SEC: --

Career: --

SEC: --

3-POINT FG ATTEMPTS

Season: 2 vs. Montana State (11/21/18)

SEC: --

Career: --

SEC: --

FREE THROWS MADE

Season: 2 vs. UTA (11/23/18)

SEC: --

Career: --

SEC: --

FREE THROWS ATTEMPTED

Season: 2 vs. UTA (11/23/18)

SEC: --

Career: --

SEC: --

REBOUNDS

Season: 2 vs FIU (12/01/18)

SEC: --

Career: --

SEC: --

ASSISTS

Season: 1 at Colorado State (12/05/18)

SEC: --

Career: --

SEC: --

STEALS

Season: --

SEC: --

Career: --

SEC: --

BLOCKED SHOTS

Season: --

SEC: --

Career: --

SEC: --

MINUTES

Season: 10 vs. Montana State (11/21/18)

SEC: --

Career: --

SEC: --

JORDAN PHILLIPS CAREER STATISTICS

Year	GP	GS	Min	Avg	FG	FGA	Pct	3FG	3FGA	Pct	FT	FTA	Pct	Off	Def	Tot	Avg	PF	FO	Ast	TO	Blk	Stl	Pts	Avg
2018-19	4	0	27	6.8	2	15	.133	0	5	.000	2	2	1.000	1	4	5	1.3	5	0	1	1	0	0	6	1.5



35 REGGIE CHANEY

F, Fr., 6-8, 222 | Tulsa, Okla. / Findlay Prep (Nev.)

IN THE NCAA / SEC

- 74th NCAA • 10th SEC Blocked shots - average (1.80)
- 86th NCAA • 11th SEC Blocked shots - total (18)

• Last two games: Has played 28 and 27 minutes, respectively, and started the second half each game ... Has team-best 17 deflections, 8.5 ppg, 4.5 rebs, .615 FG%; 2.5 assists, 3.0 blocked shots, 2.5 assists.

2018-19 (Fr.) HIGHLIGHTS:

- Led the team with a season-best eight rebounds versus UT Arlington .. Matched that total at Colorado State.
- Battled foul trouble versus Texas, but still pulled down five rebounds and had a steal in just 11 minutes.
- Was productive in his 13 minutes versus Indiana, getting four points, three rebounds and three blocked shots
- "Started" the second half versus Montana State.
- With Daniel Gafford on the bench at Colorado State in foul trouble in the first half, Chaney stepped up and played a key role in the Razorbacks maintaining the lead ... Had nine points and five rebounds in the half and finished with a season-best 1 points while tying his season-best with eight rebounds.
- Had his best overall game versus UTSA ... Set or tied career highs in minutes (28), points (11 - tied), assists (4), steals (4) and blocked shots (3 - tied) ... Added five rebounds ... "Started" the second half and he responded by going 5-of-5 from the field with two steals (both inside the first minute-and-a-half), three blocked shots and two assists.
- Backed that up versus Georgia Tech by playing 27 minutes and earning his third "second-half start" of the season.



#35 REGGIE CHANEY 2018-19 GAME STATS

Opponent	Date	GS	Min	FG FGA	Pct	3FGFGA	Pct	FT FTA	Pct	O	D	Tot	Avg	PF	FO	A	TO	Blk	Stl	Pts	Avg			
vs Texas	11/09/18	11	0	1	.000	0	0	.000	0	0	.000	2	3	5	5.0	4	0	0	3	0	1	0	0.0	
UC DAVIS	11/12/18	11	1	4	.250	0	0	.000	1	4	.250	1	0	1	3.0	3	0	0	1	1	0	3	1.5	
INDIANA	11/18/18	13	2	4	.500	0	0	.000	0	1	.000	1	2	3	3.0	0	0	0	1	3	0	4	2.3	
MONTANA STATE	11/21/18	18	4	6	.667	0	0	.000	0	0	.000	2	3	5	3.5	4	0	1	2	1	0	8	3.8	
UT ARLINGTON	11/23/18	18	4	7	.571	0	0	.000	0	2	.000	2	6	8	4.4	3	0	0	3	1	0	8	4.6	
FIU	12/01/18	10	1	2	.500	0	0	.000	0	0	.000	0	0	0	3.7	2	0	0	0	2	1	2	4.2	
at Colorado State	12/05/18	19	5	8	.625	0	0	.000	1	3	.333	3	5	8	4.3	3	0	0	1	3	0	11	5.1	
WESTERN KENTUCKY	12/08/18	14	2	4	.500	0	0	.000	0	0	.000	0	4	4	4.3	0	0	0	1	1	0	4	5.0	
vs UTSA	12/15/18	28	5	7	.714	0	0	.000	1	2	.500	1	4	5	4.3	2	0	4	0	3	4	11	5.7	
GEORGIA TECH	12/19/18	27	3	6	.500	0	0	.000	0	0	.000	1	3	4	4.3	2	0	1	1	3	1	6	5.7	
Totals		0	169	27	49	.551	0	0	.000	3	12	.250	13	30	43	4.3	23	0	6	13	18	7	57	5.7

Assists/game: 0.6
Turnovers/game: 1.3
Assist/turnover ratio: 0.5
Steals/game: 0.7
Blocks/game: 1.8

• PERSONAL BESTS •

POINTS

Season: 11 (2x), last vs. UTSA (12/15/18) SEC: --
Career: -- SEC: --

FIELD GOALS MADE

Season: 5 (2x), last vs. UTSA (12/15/18) SEC: --
Career: -- SEC: --

FIELD GOALS ATTEMPTED

Season: 8 at Colorado State (12/05/18) SEC: --
Career: -- SEC: --

3-POINT FIELD GOALS MADE

Season: -- SEC: --
Career: -- SEC: --

3-POINT FG ATTEMPTS

Season: -- SEC: --
Career: -- SEC: --

FREE THROWS MADE

Season: 1 (3x), last vs. UTSA (12/15/18) SEC: --
Career: -- SEC: --

FREE THROWS ATTEMPTED

Season: 4 vs. UC Davis (11/12/18) SEC: --
Career: -- SEC: --

REBOUNDS

Season: 8 (2x), last at CSU (12/05/18) SEC: --
Career: -- SEC: --

ASSISTS

Season: 4 vs. UTSA (12/15/18) SEC: --
Career: -- SEC: --

STEALS

Season: 4 vs. UTSA (12/15/18) SEC: --
Career: -- SEC: --

BLOCKED SHOTS

Season: 3 (4x), last vs. Ga Tech (12/19/18) SEC: --
Career: -- SEC: --

MINUTES

Season: 28 vs. UTSA (12/15/18) SEC: --
Career: -- SEC: --

REGGIE CHANEY CAREER STATISTICS

Year	GP	GS	Min	Avg	FG	FGA	Pct	3FG	3FGA	Pct	FT	FTA	Pct	Off	Def	Tot	Avg	PF	FO	Ast	TO	Blk	Stl	Pts	Avg
2018-19	10	0	169	16.9	27	49	.551	0	0	.000	3	12	.250	13	30	43	4.3	23	0	6	13	18	7	57	5.7

ARKANSAS RAZORBACKS

2018-19 SEASON RESULTS & LEADERS

RECORD:	OVERALL	HOME	AWAY	NEUTRAL
ALL GAMES	7-3	5-2	1-0	1-1
CONFERENCE	0-0	0-0	0-0	0-0
NON-CONFERENCE	7-3	5-2	1-0	1-1

DATE	TIME (CT)	OPPONENT	TV	RESULT	ATTEND	RECORD (SEC)	HIGH POINTS	HIGH REBOUNDS
11/09/18	6:00 pm	# vs Texas	ESPN	(ot) 71-73 L	1400	0-1	(20)Daniel Gafford	(12)Daniel Gafford
11/12/18	7:00 pm	+ UC DAVIS	SEC Network +	W 81-58	13444	1-1	(20)Mason Jones	(8)Mason Jones
11/18/18	2:30 pm	+ INDIANA	ESPN	W 73-72	17456	2-1	(27)Daniel Gafford	(12)Daniel Gafford
11/21/18	7:00 pm	+ MONTANA STATE	SEC Network +	W 90-68	13698	3-1	(18)Mason Jones	(7)Daniel Gafford
11/23/18	7:00 pm	+ UT ARLINGTON	SEC Network +	W 78-60	17403	4-1	(21)Daniel Gafford	(8)Reggie Chaney
12/01/18	7:00 pm	FIU	SEC Network +	W 121-89	13763	5-1	(34)Isaiah Joe	(12)Daniel Gafford
12/05/18	9:00 pm	at Colorado State	CBS Sports Network	W 98-74	3238	6-1	(16)Mason Jones	(9)Daniel Gafford
12/08/18	2:30 pm	WESTERN KENTUCKY	SEC Network	77-78 L	14488	6-2	(19)Isaiah Joe	(9)Daniel Gafford
12/15/18	7:00 pm	! vs UTSA	--	W 79-67	13728	7-2	(21)Isaiah Joe	(14)Daniel Gafford
12/19/18	8:00 pm	GEORGIA TECH	SEC Network	65-69 L	14368	7-3	(17)Mason Jones	(8)Daniel Gafford
12/22/18	1:00 pm	TEXAS STATE	SEC Network					
12/28/18	7:00 pm	AUSTIN PEAY	SEC Network +					
01/05/19	5:00 pm	* at Texas A&M	SEC Network					
01/09/19	7:00 pm	* FLORIDA	SEC Network					
01/12/19	5:00 pm	* LSU	SEC Network					
01/15/19	6:00 pm	* at Tennessee	ESPN/ESPN2/ESPNU/SEC					
01/19/19	Noon	* at Ole Miss	SEC Network					
01/23/19	8:00 pm	* MISSOURI	SEC Network					
01/26/19	5:00 pm	% at Texas Tech	ESPN/ESPN2					
01/29/19	6:00 pm	* GEORGIA	ESPNU					
02/02/19	5:00 pm	* at LSU	SEC Network					
02/05/19	8:00 pm	* VANDERBILT	SEC Network					
02/09/19	2:30 pm	* at South Carolina	SEC Network					
02/12/19	8:00 pm	* at Missouri	ESPN/ESPN2/ESPNU					
02/16/19	7:30 pm	* MISSISSIPPI STATE	SEC Network					
02/20/19	7:30 pm	* at Auburn	SEC Network					
02/23/19	7:30 pm	* TEXAS A&M	SEC Network					
02/26/19	8:00 pm	* at Kentucky	ESPN/ESPN2/SEC					
03/02/19	Noon	* OLE MISS	SEC Network					
03/06/19	7:30 pm	* at Vanderbilt	SEC Network					
03/09/19	5:00 pm	* ALABAMA	SEC Network					
03/13-17/19		^ SEC Tournament	TBD					

Home Games in CAPS | * - Conference game | # - ESPN Armed Forces Classic (Fort Bliss - El Paso, Texas) | + = Hardwood Classic
! - at Verizon Arena (North Little Rock, Ark.) | % - Big 12/SEC Challenge | ^ - SEC Tournament (Nashville, Tenn. - Bridgestone Arena)

ATTENDANCE SUMMARY	GAMES	TOTALS	AVG/GAME
HOME	7	104620	14946
AWAY	1	3238	3238
NEUTRAL	2	15128	7564
TOTAL	10	122986	12299

ARKANSAS RAZORBACKS

2018-19 SEASON STATISTICS • ALL GAMES

RECORD:	OVERALL	HOME	AWAY	NEUTRAL
ALL GAMES	7-3	5-2	1-0	1-1
CONFERENCE	0-0	0-0	0-0	0-0
NON-CONFERENCE	7-3	5-2	1-0	1-1

##	Player	GP	GS	• TOTAL •			• 3-PTS •			• REBOUNDS •			PF FO		A TO Blk Stl				Pts	Avg
				Min	Avg	FG	FGA	Pct	3FG	FGA	Pct	FT	FTA	Pct	Off	Def	Tot	Avg		
10	Daniel Gafford	10	10	276	27.6	68	102	.667	0	0	.000	39	65	.600	27	65	92	9.2	25	1
01	Isaiah Joe	10	10	290	29.0	54	119	.454	41	89	.461	16	21	.762	6	19	25	2.5	16	0
13	Mason Jones	10	10	297	29.7	40	92	.435	26	62	.419	32	40	.800	7	47	54	5.4	26	1
05	Jalen Harris	10	10	308	30.8	29	81	.358	2	24	.083	31	38	.816	5	26	31	3.1	21	0
02	Adrio Bailey	10	10	223	22.3	30	57	.526	1	4	.250	17	29	.586	9	32	41	4.1	29	1
35	Reggie Chaney	10	0	169	16.9	27	49	.551	0	0	.000	3	12	.250	13	30	43	4.3	23	0
00	Desi Sills	10	0	153	15.3	18	34	.529	7	18	.389	11	16	.688	3	11	14	1.4	20	0
11	K. Embery-Simpson	10	0	141	14.1	13	40	.325	8	29	.276	6	11	.545	2	10	12	1.2	14	0
22	Gabe Osabuohien	10	0	115	11.5	9	33	.273	1	8	.125	7	15	.467	15	14	29	2.9	27	1
25	Jordan Phillips	4	0	27	6.8	2	15	.133	0	5	.000	2	2	1.000	1	4	5	1.3	5	0
24	Ethan Henderson	5	0	18	3.6	1	11	.000	0	0	.000	1	3	.333	1	4	5	1.0	3	0
15	Jonathan Holmes	3	0	7	2.3	0	5	.000	0	3	.000	0	0	.000	0	0	0	0.0	1	0
12	Ty Stevens	1	0	1	1.0	0	0	.000	0	0	.000	0	0	.000	0	0	0	0.0	0	0
TEAM.....															17	21	38	3.8	0	
ARKANSAS.....				10		291	628	.463	86	242	.355	165	252	.655	106	283	389	38.9	210	4
Opponents.....				10		232	606	.383	81	269	.301	163	239	.682	127	264	391	39.1	230	-

SCORE BY PERIODS:	1st	2nd	OT	Total
Arkansas	400	425	8	833
Opponents	325	373	10	708

DEADBALL REBOUNDS:	OFF	DEF	TOTAL
Arkansas	43	11	54
Opponents	29	11	40

2018-19 RAZORBACK GAME-BY-GAME STATISTICS

Opponent	Date	Score	W/L	• TOTAL •			• 3-PTRS •						• REBOUNDS •				PF					Pts	Avg
				FG	FGA	Pct	3FG	FGA	Pct	FT	FTA	Pct	Off	Def	Tot	Avg		A	TO	Blk	Stl		
vs Texas	11/09/18	71-73	Lot	25	61	.410	8	22	.364	13	24	.542	10	36	46	46.0	23	8	18	5	6	71	71.0
UC DAVIS	11/12/18	81-58	W	23	49	.469	8	20	.400	27	41	.659	5	26	31	38.5	21	14	15	6	10	81	76.0
INDIANA	11/18/18	73-72	W	28	64	.438	6	23	.261	11	19	.579	9	23	32	36.3	16	20	12	7	8	73	75.0
MONTANA STATE	11/21/18	90-68	W	37	70	.529	11	35	.314	5	10	.500	10	24	34	35.8	25	29	14	4	13	90	78.8
UT ARLINGTON	11/23/18	78-60	W	21	55	.382	2	16	.125	34	46	.739	14	32	46	37.8	25	15	16	4	7	78	78.6
FIU	12/01/18	121-89	W	42	69	.609	13	25	.520	24	39	.615	10	40	50	39.8	28	27	14	11	11	121	85.7
at Colorado State	12/05/18	98-74	W	38	73	.521	14	28	.500	8	14	.571	15	31	46	40.7	22	28	7	9	8	98	87.4
WESTERN KENTUCKY	12/08/18	77-78	L	30	69	.435	8	25	.320	9	16	.563	9	25	34	39.9	13	10	7	4	6	77	86.1
vs UTSA	12/15/18	79-67	W	23	55	.418	6	16	.375	27	34	.794	11	28	39	39.8	20	17	15	8	7	79	85.3
GEORGIA TECH	12/19/18	65-69	L	24	63	.381	10	32	.313	7	9	.778	13	18	31	38.9	17	16	16	6	7	65	83.3
Arkansas		833		291	628	.463	86	242	.355	165	252	.655	106	283	389	38.9	210	184	134	64	83	833	83.3
Opponents		708		232	606	.383	81	269	.301	163	239	.682	127	264	391	39.1	230	125	168	28	59	708	70.8

Assists/game: 18.4

Turnovers/game: 13.4

Assist/turnover ratio: 1.4

Steals/game: 8.3

Blocks/game: 6.4

2018-19 OPPONENT GAME-BY-GAME STATISTICS

Opponent	Date	Score	W/L	• TOTAL •			• 3-PTRS •						• REBOUNDS •				PF					Pts	Avg
				FG	FGA	Pct	3FG	FGA	Pct	FT	FTA	Pct	Off	Def	Tot	Avg		A	TO	Blk	Stl		
vs Texas	11/09/18	71-73	Lot	21	67	.313	10	31	.323	21	30	.700	16	32	48	48.0	25	10	14	5	8	73	73.0
UC DAVIS	11/12/18	81-58	W	18	56	.321	7	29	.241	15	18	.833	11	25	36	42.0	32	11	24	0	3	58	65.5
INDIANA	11/18/18	73-72	W	27	58	.466	8	20	.400	10	15	.667	8	32	40	41.3	20	13	18	1	4	72	67.7
MONTANA STATE	11/21/18	90-68	W	21	59	.356	11	34	.324	15	24	.625	18	22	40	41.0	17	12	24	0	5	68	67.8
UT ARLINGTON	11/23/18	78-60	W	18	55	.327	6	27	.222	18	27	.667	9	27	36	40.0	34	7	19	2	8	60	66.2
FIU	12/01/18	121-89	W	31	83	.373	6	37	.162	21	34	.618	20	23	43	40.5	27	16	14	2	8	89	70.0
at Colorado State	12/05/18	98-74	W	21	54	.389	11	23	.478	21	30	.700	8	24	32	39.3	15	16	9	1	4	74	70.6
WESTERN KENTUCKY	12/08/18	77-78	L	29	58	.500	9	22	.409	11	17	.647	8	29	37	39.0	15	18	14	8	4	78	71.5
vs UTSA	12/15/18	79-67	W	21	61	.344	8	29	.276	17	24	.708	14	22	36	38.7	29	8	12	3	7	67	71.0
GEORGIA TECH	12/19/18	65-69	L	25	55	.455	5	17	.294	14	20	.700	15	28	43	39.1	16	14	20	6	8	69	70.8
Opponents		708		232	606	.383	81	269	.301	163	239	.682	127	264	391	39.1	230	125	168	28	59	708	70.8
Arkansas		833		291	628	.463	86	242	.355	165	252	.655	106	283	389	38.9	210	184	134	64	83	833	83.3

Assists/game: 12.5

Turnovers/game: 16.8

Assist/turnover ratio: 0.7

Steals/game: 5.9

Blocks/game: 2.8

ARKANSAS RAZORBACKS

2018-19 GAME-BY-GAME POINTS-ASSISTS-REBOUNDS

				00	01	02	05	10	11	12	13	15	22	24	25	35
Opponent	Date	Score	WL	SILLS	JOE	BAILEY	HARRIS	GAFFORD	EMBERY-SIMPSON	STEVENS	JONES	HOLMES	OSABUOHEN	HENDERSON	PHILLIPS	CHANEY
vs TEX	11/09/18	71-73	LOT	3-1-0	17-2-0	8-5-1	11-5-4	20-12-0	0-2-0	DNP	11-6-3	DNP	1-3-0	DNP	DNP	0-5-0
UCD	11/12/18	81-58	W	2-1-0	14-5-2	20-4-2	2-2-4	12-4-2	7-0-1	DNP	21-8-2	DNP	0-5-1	0-0-0	DNP	3-1-0
IND	11/18/18	73-72	W	2-1-2	13-2-3	4-1-1	5-2-4	27-12-0	2-2-1	DNP	11-5-7	DNP	5-0-2	DNP	DNP	4-3-0
MSU	11/21/18	90-68	W	5-1-5	10-3-5	10-3-2	11-2-11	16-7-0	6-0-1	0-0-0	18-3-3	0-0-0	6-2-1	0-2-0	0-1-0	8-5-1
UTA	11/23/18	78-60	W	3-1-2	10-3-3	14-5-1	14-3-6	21-5-0	2-3-0	DNP	4-5-0	0-0-0	0-2-2	0-2-1	2-1-0	8-8-0
FIU	12/01/18	121-89	W	7-3-6	34-1-3	10-5-1	9-3-10	23-12-0	7-3-3	DNP	19-10-3	0-0-0	3-5-1	3-1-0	4-2-0	2-0-0
at CSU	12/05/18	98-74	W	8-1-2	14-2-1	10-8-3	8-5-12	12-9-3	14-2-2	DNP	16-4-4	DNP	5-5-0	0-0-0	0-1-1	11-8-0
WKU	12/08/18	77-78	L	9-2-0	19-3-1	0-5-0	13-4-7	17-9-1	0-0-0	DNP	15-3-1	DNP	0-1-0	DNP	DNP	4-4-0
vs UTSA	12/15/18	79-67	W	9-1-0	21-1-0	2-3-0	11-2-10	13-14-0	2-0-0	DNP	6-4-3	DNP	4-4-0	DNP	DNP	11-5-4
GT	12/19/18	65-69	L	6-2-0	13-3-3	0-2-0	7-3-4	14-8-3	0-0-0	DNP	17-6-5	DNP	2-2-0	DNP	DNP	6-4-1

ARKANSAS RAZORBACKS

2018-19 STARTING LINEUPS

Date	Opponent	GUARD	GUARD	GUARD	FORWARD	FORWARD	Outcome
Nov. 09	vs. Texas	Joe	Harris	Jones	Bailey	Gafford	L, 71-73 ot
Nov. 12	UC DAVIS	Joe	Harris	Jones	Bailey	Gafford	W, 81-58
Nov. 18	INDIANA	Joe	Harris	Jones	Bailey	Gafford	W, 73-72
Nov. 21	MONTANA STATE	Joe	Harris	Jones	Bailey	Gafford	W, 90-68
Nov. 23	UT ARLINGTON	Joe	Harris	Jones	Bailey	Gafford	W, 78-60
Dec. 01	FIU	Joe	Harris	Jones	Bailey	Gafford	W, 121-89
Dec. 05	at Colorado State	Joe	Harris	Jones	Bailey	Gafford	W, 98-74
Dec. 08	Western Kentucky	Joe	Harris	Jones	Bailey	Gafford	L, 77-78
Dec. 15	vs. UTSA	Joe	Harris	Jones	Bailey	Gafford	W, 79-67
Dec. 19	Georgia Tech	Joe	Harris	Jones	Bailey	Gafford	L, 65-69

RECORD BY LINEUP:

Joe	Harris	Jones	Bailey	Gafford	7-3
-----	--------	-------	--------	---------	-----

ARKANSAS RAZORBACKS

2018-19 SPECIALTY STATS (ARKANSAS/OPPONENT)

Opponent	Pts in Paint	Pts Off TO	2nd Chance	Fast Break	Bench	Ties	Lead Chng	Largest Lead	Opp Largest Lead	Ark Led	Opp Led	Gm Tied
vs. Texas	20 / 20	14 / 13	6 / 10	2 / 2	4 / 25	6	10	Ark 8 15:02 1st	Tex 12 9:59 1st	14:56	26:52	3:12
UC Davis	26 / 18	26 / 8	5 / 11	4 / 3	12 / 17	0	0	Ark 24 00:10 2nd	UCD --	39:02	--	0:58
Indiana	38 / 30	14 / 13	3 / 13	6 / 4	13 / 14	8	9	Ark 10 17:10 2nd	Ind 5 13:20 1st	26:13	8:31	5:16
Montana St.	46 / 16	29 / 9	7 / 20	20 / 3	25 / 9	0	0	Ark 29 04:56 2nd	MSU --	39:55	--	0:05
UT Arlington	32 / 22	25 / 8	14 / 7	6 / 2	15 / 21	0	1	Ark 18 04:20 2nd	UTA 1 19:26 1st	38:47	0:49	0:24
FIU	52 / 50	15 / 21	12 / 21	18 / 18	26 / 29	0	0	Ark 35 00:18 2nd	FIU --	39:52	--	0:08
at Colorado St.	40 / 20	16 / 10	22 / 5	17 / 14	38 / 7	0	0	Ark 26 01:22 2nd	CSU --	38:57	--	0:34
Western Ky.	42 / 34	6 / 17	4 / 11	8 / 12	9 / 13	4	5	Ark 9 16:47 1st	WKU 8 12:43 2nd	23:30	15:31	0:59
vs. UTSA	30 / 24	17 / 16	11 / 9	15 / 5	26 / 12	4	6	Ark 12 00:12 2nd	UTSA 5 15:45 1st	23:33	14:11	2:16
Georgia Tech	30 / 26	23 / 13	3 / 15	11 / 11	10 / 14	5	11	Ark 5 13:29 2nd	GT 11 14:37 1st	11:45	23:28	4:37

ARKANSAS RAZORBACKS

2018-19 GAME HIGHS IN...

Opponent	DATE	SCORE	RESULT	POINTS	REBOUNDS	ASSISTS	STEALS	BLOCKED SHOTS
vs Texas	11/09/18	71-73	LOT	20-Daniel Gafford	12-Daniel Gafford	4-Jalen Harris	3-Jalen Harris	2-Daniel Gafford
UC DAVIS	11/12/18	81-58	W	21-Mason Jones	8-Mason Jones	4-Jalen Harris	3-Isaiah Joe	4-Daniel Gafford
INDIANA	11/18/18	73-72	W	27-Daniel Gafford	12-Daniel Gafford	7-Mason Jones	2-Daniel Gafford	3-Reggie Chaney Daniel Gafford
MONTANA STATE	11/21/18	90-68	W	18-Mason Jones	7-Daniel Gafford	11-Jalen Harris	5-Isaiah Joe	1-Ethan Henderson Reggie Chaney Adrio Bailey Daniel Gafford
UT ARLINGTON	11/23/18	78-60	W	21-Daniel Gafford	8-Reggie Chaney	6-Jalen Harris	3-Adrio Bailey	2-Adrio Bailey
FIU	12/01/18	121-89	W	34-Isaiah Joe	12-Daniel Gafford	10-Jalen Harris	3-K. Embery-Simpson	4-Adrio Bailey Daniel Gafford
at Colorado State	12/05/18	98-74	W	16-Mason Jones	9-Daniel Gafford	12-Jalen Harris	4-Jalen Harris	2-Reggie Chaney
WESTERN KENTUCKY	12/08/18	77-78	L	19-Isaiah Joe	9-Daniel Gafford	7-Jalen Harris	2-Jalen Harris	2-Daniel Gafford
vs UTSA	12/15/18	79-67	W	21-Isaiah Joe	14-Daniel Gafford	10-Jalen Harris	4-Reggie Chaney	3-Reggie Chaney
GEORGIA TECH	12/19/18	65-69	L	17-Mason Jones	8-Daniel Gafford	5-Mason Jones	2-Mason Jones	3-Reggie Chaney Daniel Gafford

GAME 1 Arkansas vs. Texas

Nov. 9, 2018 • Armed Forces Classic • Fort Bliss - El Paso, Texas • ESPN

Arkansas 71 • 0-1

#	Player	Total		3-Ptr		Rebounds			PF	TP	A TO Blk Stl				Min
		FG-FGA	FG-FGA	FT-FTA	Off Def Tot	PF	TP	A TO Blk Stl							
02	Adrio Bailey	f	4-5	0-1	0-2	0	5	5	3	8	1	1	1	1	35
10	Daniel Gafford	f	8-15	0-0	4-9	2	10	12	3	20	0	6	2	1	33
01	Isaiah Joe	g	6-10	5-8	0-0	0	2	2	4	17	0	1	0	0	34
05	Jalen Harris	g	3-12	0-5	5-6	3	2	5	2	11	4	2	0	3	39
13	Mason Jones	g	3-10	2-6	3-4	0	6	6	4	11	3	4	1	0	37
00	Desi Sills		1-2	1-1	0-0	0	1	1	2	3	0	0	0	0	16
11	K. Embery-Simpson		0-2	0-0	0-1	1	1	2	0	0	0	0	0	0	9
22	Gabe Osabuohien		0-4	0-1	1-2	2	1	3	1	1	0	1	1	0	11
35	Reggie Chaney		0-1	0-0	0-0	2	3	5	4	0	0	3	0	1	11
Team						0	5	5							
Totals			25-61	8-22	13-24	10	36	46	23	71	8	18	5	6	225
FG % 1st Half:		12-30	40.0%	2nd half:	11-24	45.8%	OT:	2-7	28.6%	Game:	25-61	41.0%	Deadball		
3FG % 1st Half:		4-9	44.4%	2nd half:	3-9	33.3%	OT:	1-4	25.0%	Game:	8-22	36.4%	Rebounds		
FT % 1st Half:		2-5	40.0%	2nd half:	8-13	61.5%	OT:	3-6	50.0%	Game:	13-24	54.2%	5		

Texas 73 • 1-0

#	Player	Total		3-Ptr		Rebounds			PF	TP	A TO Blk Stl				Min
		FG-FGA	FG-FGA	FT-FTA	Off Def Tot	PF	TP	A TO Blk Stl							
20	Jericho Sims	f	4-7	0-0	6-10	2	3	5	5	14	0	4	2	0	36
21	Dylan Osetkowski	f	2-9	1-4	6-10	6	7	13	4	11	1	6	0	3	39
02	Matt Coleman III	g	0-8	0-3	2-2	0	0	0	5	2	4	1	0	1	29
12	Kerwin Roach II	g	6-18	4-11	2-2	1	10	11	2	18	2	2	0	1	39
13	Jase Febres	g	1-6	1-5	0-0	1	0	1	0	3	0	0	0	1	21
03	Courtney Ramey		4-6	2-3	0-0	0	3	3	4	10	2	0	0	0	16
10	Jaxson Hayes		1-2	0-0	0-0	4	4	8	3	2	0	1	2	0	16
33	Kamaka Hepa		1-2	1-1	0-0	0	1	1	0	3	0	0	0	1	5
55	Elijah Mitrou-Long		2-9	1-4	5-6	0	2	2	2	10	1	0	1	1	24
Team						2	2	4							
Totals			21-67	10-31	21-30	16	32	48	25	73	10	14	5	8	225
FG % 1st Half:		13-34	38.2%	2nd half:	5-26	19.2%	OT:	3-7	42.9%	Game:	21-67	31.3%	Deadball		
3FG % 1st Half:		7-19	36.8%	2nd half:	3-10	30.0%	OT:	0-2	0.0%	Game:	10-31	32.3%	Rebounds		
FT % 1st Half:		3-4	75.0%	2nd half:	14-20	70.0%	OT:	4-6	66.7%	Game:	21-30	70.0%	3		

Officials: Jerry Pollard, Kip Kissingner, Keith Kimble

Technical fouls: Arkansas-None. Texas-None.

Attendance: 1400

2:10 in 1st half - Flagrant 1 foul on #3 (Texas) Ramey

Score by periods	1st	2nd	OT	Total
Arkansas	30	33	8	71
Texas	36	27	10	73

GAME 3 Arkansas vs. Indiana

Nov. 18, 2018 • Hardwood Showcase • Fayetteville, Ark. - Bud Walton Arena • ESPN

Indiana 72 • 3-1

#	Player	Total		3-Ptr		Rebounds			PF	TP	A TO Blk Stl				Min
		FG-FGA	FG-FGA	FT-FTA	Off Def Tot	PF	TP	A TO Blk Stl							
03	SMITH,JUSTIN	f	1-6	0-2	1-4	0	0	0	2	3	0	2	0	0	15
13	MORGAN,JUWAN	f	6-8	2-3	1-2	3	4	7	4	15	2	2	0	0	23
00	LANGFORD,ROMEO	g	6-15	2-5	8-9	2	8	10	3	22	5	4	1	1	38
01	DURHAM,ALJAMI	g	4-9	3-4	0-0	1	2	3	3	11	3	5	0	0	36
10	PHINISEE,ROB	g	3-7	1-3	0-0	0	2	2	4	7	1	0	0	0	21
20	DAVIS,DE'RON		5-6	0-0	0-0	1	4	5	2	10	1	3	0	1	23
23	ANDERSON,DAMEZI		2-5	0-2	0-0	0	3	3	2	4	1	1	0	1	26
55	FITZNER,EVAN		0-2	0-1	0-0	0	5	5	0	0	0	0	0	1	18
Team						1	4	5							
Totals			27-58	8-20	10-15	8	32	40	20	72	13	18	1	4	200
FG % 1st Half:		13-28	46.4%	2nd half:	14-30	46.7%	Game:	27-58	46.6%	Deadball			Rebound		
3FG % 1st Half:		3-9	33.3%	2nd half:	5-11	45.5%	Game:	8-20	40.0%						
FT % 1st Half:		6-10	60.0%	2nd half:	4-5	80.0%	Game:	10-15	66.7%						

Arkansas 73 • 2-1

#	Player	Total		3-Ptr		Rebounds			PF	TP	A TO Blk Stl				Min
		FG-FGA	FG-FGA	FT-FTA	Off Def Tot	PF	TP	A TO Blk Stl							
02	Adrio Bailey	f	2-7	0-1	0-0	0	1	1	3	4	1	0	0	1	25
10	Daniel Gafford	f	12-15	0-0	3-8	5	7	12	2	27	0	3	3	2	31
01	Isaiah Joe	g	5-15	3-11	0-0	0	2	2	0	13	3	1	0	1	33
05	Jalen Harris	g	1-5	1-3	2-2	0	2	2	3	5	4	2	0	1	25
13	Mason Jones	g	3-8	1-4	4-6	0	5	5	2	11	7	0	0	1	38
00	Desi Sills		0-2	0-1	2-2	0	1	1	1	2	2	1	0	1	11
11	K. Embery-Simpson		1-5	0-2	0-0	0	2	2	3	2	1	0	1	0	14
22	Gabe Osabuohien		2-3	1-1	0-0	0	0	0	2	5	2	4	0	1	10
35	Reggie Chaney		2-4	0-0	0-1	1	2	3	0	4	0	1	3	0	13
Team						3	1	4							
Totals			28-64	6-23	11-19	9	23	32	16	73	20	12	7	8	200
FG % 1st Half:		14-31	45.2%	2nd half:	14-33	42.4%	Game:	28-64	43.8%	Deadball			Rebound		
3FG % 1st Half:		4-10	40.0%	2nd half:	2-13	15.4%	Game:	6-23	26.1%						
FT % 1st Half:		6-10	60.0%	2nd half:	5-9	55.6%	Game:	11-19	57.9%						

Officials: Joe Lindsay, Keith Kimble, Gerald Williams

Technical fouls: Indiana-None. Arkansas-None.

Attendance: 17456

Tickets Scanned: 12,979

Score by periods	1st	2nd	Total
Indiana	35	37	72
Arkansas	38	35	73

GAME 2 Arkansas vs. UC Davis

Nov. 12, 2018 • Hardwood Showcase • Fayetteville, Ark. - Bud Walton Arena • SEC+

UC Davis 58 • 0-3

#	Player	Total		3-Ptr		Rebounds			PF	TP	A TO Blk Stl				Min
		FG-FGA	FG-FGA	FT-FTA	Off Def Tot	PF	TP	A TO Blk Stl							
25	John, AJ	f	1-7	1-6	0-0	0	1	1	5	3	1	0	0	1	21
44	Goode, Garrison	f	3-4	0-0	0-0	2	3	5	3	6	0	2	0	0	32
00	Shorts II, TJ	g	5-12	0-2	4-4	3	5	8	2	14	4	7	0	0	35
05	Schneider, Siler	g	3-9	2-6	0-0	1	1	2	5	8	4	5	0	1	30
22	Mooney, Joe	g	2-6	2-6	4-6	0	1	1	4	10	1	4	0	0	19
01	Squire, Damion		0-0	0-0	0-0	0	0	0	2	0	0	3	0	0	4
02	Gonzalez, Stefan		2-10	2-9	3-4	0	6	6	3	9	1	3	0	0	27
11	Fuller, Caleb		0-2	0-0	0-0	0	1	1	0	0	0	0	0	0	6
13	Neufeld, Matt		2-5	0-0	2-2	2	4	6	3	6	0	0	0	0	17
21	Russell, Colin		0-1	0-0	0-0	0	1	1	1	0	0	0	0	0	5
23	Printup, Rogers		0-0	0-0	2-2	1	0	1	3	2	0	0	0	1	4
Team						2	2	4							
Totals			18-56	7-29	15-18	11	25	36	32	58	11	24	0	3	200
FG % 1st Half:		11-28	39.3%	2nd half:	7-28	25.0%	Game:	18-56	32.1%	Deadball			Rebounds		
3FG % 1st Half:		4-12	33.3%	2nd half:	3-17	17.6%	Game:	7-29	24.1%						
FT % 1st Half:		4-4	100.0%	2nd half:	11-14	78.6%	Game:	15-18	83.3%						

Arkansas 81 • 1-1

#	Player		Total		3-Ptr		Rebounds			PF	TP					Min
			FG-FGA	FG-FGA	FT-FTA	Off	Def	Tot	A			TO	Blk	Stl		
02	Adrio Bailey	f	5-8	1-2	9-11	0	4	4	2	20	2	0	0	2	26	
10	Daniel Gafford	f	3-3	0-0	6-9	0	4	4	2	12	2	6	4	0	28	
01	Isaiah Joe	g	4-7	2-5	4-6	1	4	5	1	14	2	3	0	3	27	
03	Jalen Harris	g	1-6	0-1	0-0	0	2	2	2	2	4	0	0	1	28	
15	Mason Jones	g	6-10	4-7	5-7	1	7	8	1	21	2	2	0	1	31	
00	Desi Sills		1-2	0-0	0-0	0	1	1	4	2	0	2	0	0	15	
11	K. Embery-Simpson		2-6	1-4	2-2	0	0	0	1	7	1	0	0	2	18	
22	Gabe Osabuohien		0-3	0-1	0-2	2	3	5	4	0	1	0	1	1	14	
24	Ethan Henderson		0-0	0-0	0-0	0	0	0	1	0	0	1	0	0	11	
35	Reggie Chaney		1-4	0-0	1-4	1	0	1	3	3	0	1	1	0	2	
	Team					0	1	1								
Totals			23-49	8-20	27-41	5	26	31	21	81	14	15	6	10	200	
FG % 1st Half: 13-28			46.4%	2nd half: 10-21	47.6%	Game: 23-49		46.9%	Deadball Rebounds: 8.3							
3FG % 1st Half: 5-13			38.5%	2nd half: 3-7	42.9%	Game: 8-20		40.0%								
FT % 1st Half: 6-14			42.9%	2nd half: 21-27	77.8%	Game: 27-41		65.9%								

GAME 5 Arkansas vs. UT Arlington

Nov. 23, 2018 • Hardwood Showcase • Fayetteville, Ark. - Bud Walton Arena • SEC+

UT Arlington 60 • 3-3

#	Player		Total		3-Ptr		Rebounds					PF	TP	A				Min
			FG-FGA	FT-FTA	FG-FGA	FT-FTA	Off	Def	Tot	TO	Blk			Stl				
13	NARCIS,JABARI	f	1-3	0-1	1-2	1	5	6	3	3	0	1	0	0	18			
00	WARREN,BRIAN	g	4-16	0-5	7-10	1	2	3	4	15	3	4	0	3	36			
02	BRYANT,DJ	g	0-2	0-2	0-0	0	0	0	5	0	0	0	0	1	18			
05	DENNIS,EDRIC	g	5-14	4-9	5-6	0	5	5	4	19	0	3	0	1	20			
10	DAVIS,RADSHAD	g	1-3	0-0	0-0	1	3	4	4	2	0	2	0	1	24			
03	NOUHI,AYOUB	g	3-4	0-1	0-0	2	2	4	2	6	0	2	0	1	15			
04	AZORE,DAVID	g	1-3	0-0	3-4	0	5	5	5	2	4	1	0	20				
21	CASTRO,PEDRO	g	0-1	0-1	1-3	0	0	0	1	1	2	0	0	1	7			
22	JACKSON-YOUNG,TIANDR	g	2-5	2-5	0-0	0	2	2	1	6	0	0	1	0	26			
23	MWAMBA,PATRICK	g	1-4	0-3	1-2	1	2	3	4	3	0	1	0	0	16			
Team						3	1	4	1		2							
Totals				18-55	6-27	18-27	9	27	36	34	60	7	19	2	8	200		
FG % 1st Half:			8-28	28.6%	2nd half:	10-27	37.0%	Game:		18-55	32.7%	Deadball						
3FG % 1st Half:			4-17	23.5%	2nd half:	2-10	20.0%	Game:		6-27	22.2%	Rebound						
FT % 1st Half:			6-11	54.5%	2nd half:	12-16	75.0%	Game:		18-27	66.7%	3.1						

Arkansas 78 • 4-1

#	Player	Total		3-Ptr		Rebounds			PF	TP	A TO Blk Stl				Min
		FG-FGA	FT-FTA	FG-FGA	FT-FTA	Off	Def	Tot							
02	Adrio Bailey	f	4-6	0-0	6-8	2	3	5	2	14	1	1	2	3	24
10	Daniel Gafford	f	6-10	0-0	9-10	2	3	5	4	21	0	1	0	2	23
01	Isaiah Joe	g	3-9	2-5	2-2	1	2	3	3	10	3	1	0	1	26
05	Jalen Harris	g	3-6	0-1	8-11	0	3	3	1	14	6	1	0	0	31
13	Mason Jones	g	0-5	0-3	4-4	1	4	5	4	4	0	2	0	0	25
00	Desi Sills	g	1-3	0-2	1-3	1	0	1	1	3	2	4	0	1	15
11	K. Embery-Simpson	g	0-5	0-4	2-2	0	3	3	1	2	0	1	0	0	18
15	Jonathan Holmes	g	0-1	0-0	0-0	0	0	0	0	0	0	0	0	0	1
22	Gabe Osabuohien	g	0-1	0-0	0-2	1	1	2	5	0	2	2	1	0	13
24	Ethan Henderson	g	0-0	0-0	0-0	0	2	2	1	0	1	0	0	0	2
25	Jordan Phillips	g	0-2	0-1	2-2	0	1	1	0	2	0	0	0	0	4
35	Reggie Chaney	g	4-7	0-0	0-2	2	6	8	3	8	0	3	1	0	18
Team						4	4	8							
Totals			21-55	2-16	34-46	14	32	46	25	78	15	16	4	7	200
FG % 1st Half:		8-25	32.0%	2nd half:	13-30	43.3%	Game:		21-55	38.2%	Deadball		Rebounds		
3FG % 1st Half:		1-9	11.1%	2nd half:	1-7	14.3%	Game:		2-16	12.5%			4.2		
FT % 1st Half:		14-21	66.7%	2nd half:	20-25	80.0%	Game:		34-46	73.9%					

Officials: Steven Anderson, Wil Howard, Bart Lenox
 Technical fouls: UT Arlington-TEAM. Arkansas-Reggie Chaney.
 Attendance: 17403
 Tickets Scanned: 8,317
 Fouled out: Arkansas #22, Osabuohien (6:31 2H)
 UT Arlington #4, Azore (2:18 2H); #2, Bryant (1:47 2H)

Score by periods	1st	2nd	Total
UT Arlington	26	34	60
Arkansas	31	47	78

Last FG - UT Arlington 2nd-03:58, AR 2nd-00:11.

Largest lead - UT Arlington by 11-19:36, AR by 18-2nd-04:20.

UT Arlington led for 00:49. AR led for 38:47. Game was tied for 00:24.

Points	In	Off	2nd	Fast	Bench
UTA	22	8	7	2	21
AR	32	25	14	6	15

Score tied - 0 times.

Lead changed - 1 time.

GAME 6 Arkansas vs. FIU

Dec. 1, 2018 • Fayetteville, Ark. - Bud Walton Arena • SEC+

FIU 89 • 7-2

#	Player	Total		3-Ptr		Rebounds			PF	TP	A TO Blk Stl				Min
		FG-FGA	FT-FTA	FG-FGA	FT-FTA	Off	Def	Tot							
10	ANDREWS, Devon	f	2-7	0-1	0-0	1	2	3	4	4	1	1	0	1	16
22	DIENG, Elhadji	c	1-2	0-0	0-0	2	1	3	5	2	0	3	1	0	11
03	JACOB, Trejon	g	9-18	2-6	0-1	2	6	8	0	20	2	1	0	0	36
04	BEARD, Jr., Brian	g	5-15	1-7	10-12	3	5	8	4	21	6	1	0	5	32
20	NUNEZ, JR., Willy	g	4-14	3-13	2-2	0	2	2	0	13	0	0	0	0	28
01	BANKS, Isaiah	g	4-10	0-5	3-7	5	1	6	3	11	1	1	1	0	23
02	VEIRA, Cordell	g	0-3	0-2	0-0	0	0	0	1	0	2	1	0	1	10
05	DAYE, JR., Antonio	g	5-10	0-1	5-10	1	2	3	3	15	2	4	0	0	26
15	AMETEPE, James	g	1-1	0-0	0-0	0	0	0	2	2	0	0	0	0	3
31	DOUGLAS, Michael	g	0-3	0-2	1-2	1	3	4	5	1	2	2	0	1	15
Team						5	1	6							
Totals			31-83	6-37	21-34	20	23	43	27	89	16	14	2	8	200
FG % 1st Half:		10-35	28.6%	2nd half:	21-48	43.8%	Game:		31-83	37.3%	Deadball		Rebounds		
3FG % 1st Half:		3-18	16.7%	2nd half:	3-19	15.8%	Game:		6-37	16.2%			5.1		
FT % 1st Half:		12-17	70.6%	2nd half:	9-17	52.9%	Game:		21-34	61.8%					

Arkansas 121 • 5-1

#	Player	Total		3-Ptr		Rebounds			PF	TP	A TO Blk Stl				Min
		FG-FGA	FT-FTA	FG-FGA	FT-FTA	Off	Def	Tot							
02	Adrio Bailey	f	4-6	0-0	2-4	0	5	5	5	10	1	0	4	1	16
10	Daniel Gafford	f	9-12	0-0	5-8	4	8	12	4	23	0	3	4	1	23
01	Isaiah Joe	g	11-14	10-13	2-2	0	1	1	2	34	3	1	0	0	28
05	Jalen Harris	g	2-6	0-1	5-6	0	3	3	2	9	10	1	0	0	26
13	Mason Jones	g	5-8	2-4	7-9	1	9	10	3	19	3	3	0	2	25
00	Desi Sills	g	3-4	0-1	1-2	1	2	3	3	7	6	3	0	1	19
11	K. Embery-Simpson	g	3-5	1-3	0-2	0	3	3	1	7	3	2	0	3	18
15	Jonathan Holmes	g	0-1	0-1	0-0	0	0	0	0	0	0	0	0	0	3
22	Gabe Osabuohien	g	1-4	0-1	1-4	1	4	5	4	3	1	1	1	0	19
24	Ethan Henderson	g	1-1	0-0	1-2	0	1	1	0	3	0	0	0	1	4
25	Jordan Phillips	g	2-6	0-1	0-0	1	1	2	2	4	0	0	0	0	9
35	Reggie Chaney	g	1-2	0-0	0-0	0	0	0	2	2	0	0	2	1	10
Team						2	3	5							
Totals			42-69	13-25	24-39	10	40	50	28	121	27	14	11	11	200
FG % 1st Half:		21-38	55.3%	2nd half:	21-31	67.7%	Game:		42-69	60.9%	Deadball		Rebounds		
3FG % 1st Half:		7-15	46.7%	2nd half:	6-10	60.0%	Game:		13-25	52.0%			8		
FT % 1st Half:		9-14	64.3%	2nd half:	15-25	60.0%	Game:		24-39	61.5%					

Officials: Pat Adams, Wil Howard, K.B. Burdett Jr.
 Technical fouls: FIU-None. Arkansas-None.
 Attendance: 13763
 Tickets Scanned: 8,920
 Fouled out: FIU #22, Dieng (9:49 2H); #31, Douglas (7:19 2H)
 Arkansas #02, Bailey (5:25 2H)

Score by periods	1st	2nd	Total
FIU	35	54	89
Arkansas	58	63	121

Last FG - FIU 2nd-00:02, AR 2nd-00:18.

Largest lead - FIU None, AR by 35 2nd-00:18.

FIU led for 00:00. AR led for 39:52. Game was tied for 00:08.

Points	In	Off	2nd	Fast	Bench
FIU	50	21	21	23	29
AR	52	15	12	18	26

Score tied - 0 times.

Lead changed - 0 times.

GAME 7 Arkansas at Colorado State

Dec. 5, 2018 • Fort Collins, Colo. - Moby Arena • CBS Sports Network

Arkansas 98 • 6-1

#	Player	Total		3-Ptr		Rebounds			PF	TP	A				Min
		FG-FGA	FG-FGA	FT-FTA	Off	Def	Tot	To			Blk	Stl			
02	Adrio Bailey	f	5-7	0-0	0-2	2	6	8	1	10	3	2	2	1	28
10	Daniel Gafford	f	5-12	0-0	2-4	3	6	9	2	12	3	1	3	1	22
01	Isaiah Joe	g	5-12	4-9	0-0	1	1	2	3	14	1	1	0	0	23
05	Jalen Harris		4-8	0-2	0-0	1	4	5	2	8	12	2	0	4	32
13	Mason Jones	g	5-10	4-8	2-2	0	4	4	2	16	4	0	0	1	29
00	Desi Sills		2-3	2-3	2-2	0	1	1	3	8	2	0	0	0	16
11	K. Embery-Simpson		5-6	4-5	0-0	1	1	2	2	14	2	0	0	1	16
22	Gabe Osabuohien		2-5	0-0	1-1	3	2	5	3	5	0	0	1	0	9
04	Ethan Henderson		0-0	0-0	0-0	0	0	0	0	0	0	0	0	0	2
25	Jordan Phillips		0-2	0-1	0-0	0	1	1	1	0	1	0	0	0	4
35	Reggie Chaney		5-8	0-0	1-3	3	5	8	3	11	0	1	3	0	19
Team						1	0	1							
Totals			38-73	14-28	8-14	15	31	46	22	98	7	9	8	8	200
FG % 1st Half: 17-34		50.0%	2nd half: 21-39	53.8%	Game: 38-73		52.1%	Deadball						Rebound	
3FG % 1st Half: 6-14		42.9%	2nd half: 8-14	57.1%	Game: 14-28		50.0%							2	
FT % 1st Half: 4-6		66.7%	2nd half: 4-8	50.0%	Game: 8-14		57.1%								

GAME 9 Arkansas vs. UTSA

Dec. 15, 2018 • North Little Rock, Ark. - Verizon Arena

UTSA 67 • 3-7

#	Player	Total		3-Ptr		Rebounds			PF	TP	A TO Blk Stl				Min
		FG-FGA	FG-FGA	FT-FTA	Off Def Tot	Off Def Tot	PF	TP							
03	FROHNEN, Byron	f	2-5	0-0	0-0	6 6 12	2 4	1 1 1 2	30						
25	ALLEN, Nick	f	2-5	1-2	0-0	1 3 4	5 5	0 1 0 0	22						
02	JACKSON, Jhivvan	g	6-19	3-11	5-10	1 1 2 5	20	2 2 0 2	32						
05	DE NICOLAO, Giovanni	g	3-9	0-2	2-2	0 3 3	5 8	2 3 0 2	34						
22	WALLACE, Keaton	g	6-18	4-12	2-2	0 0 0 4	18	2 3 1 1	35						
04	BYNUM, Tamir		0-0	0-0	0-0	0 0 0 0	0 0	0 0 0 0	0+						
11	IYAYE, Adokiye		1-3	0-2	1-2	0 1 1 3	3	1 0 0 0	19						
15	RODRIGUEZ, Adrian		1-2	0-0	2-2	2 0 2 4	4	0 1 0 0	8						
23	BIOR, Atem		0-0	0-0	5-6	0 3 3	1 5	0 1 1 0	20						
Team					4 5 9										
Totals			21-61	8-29	17-24	14 22 36	29 67	8 12 3 7	200						
FG % 1st Half:		10-27	37.0%	2nd half:	11-34	32.4%	Game:	21-61	34.4%						
3FG % 1st Half:		3-11	27.3%	2nd half:	5-18	27.8%	Game:	8-29	27.6%						
FT % 1st Half:		5-9	55.6%	2nd half:	12-15	80.0%	Game:	17-24	70.8%						

Arkansas 79 • 7-2

#	Player	Total		3-Ptr		Rebounds			PF	TP	A TO Blk Stl				Min
		FG-FGA	FG-FGA	FT-FTA	Off Def Tot	Off Def Tot	PF	TP							
02	Adrio Bailey	f	1-5	0-0	0-0	0 3 3	4 2	0 2 2 0	13						
10	Daniel Gafford	f	4-6	0-0	5-8	2 12 14	0 13	0 4 2 1	29						
01	Isaiah Joe	g	5-9	5-6	6-6	1 0 1 2	21	0 3 0 1	30						
05	Jalen Harris	g	2-9	0-3	7-8	0 2 2 2	11	10 0 0 0	34						
13	Mason Jones	g	2-7	0-2	2-2	0 4 4	5 6	3 3 0 0	27						
00	Desi Sills		2-4	1-2	4-4	0 1 1 1	9	0 1 0 1	18						
11	K. Embery-Simpson		0-2	0-2	2-4	0 0 0 2	2	0 1 1 0	11						
22	Gabe Osabuohien		2-6	0-1	0-0	4 0 4 2	4	0 1 0 0	10						
35	Reggie Chaney		5-7	0-0	1-2	1 4 5 2	11	4 0 3 4	28						
Team					3 2 5										
Totals			23-55	6-16	27-34	11 28 39	20 79	17 15 8 7	200						
FG % 1st Half:		11-31	35.5%	2nd half:	12-24	50.0%	Game:	23-55	41.8%						
3FG % 1st Half:		5-9	55.6%	2nd half:	1-7	14.3%	Game:	6-16	37.5%						
FT % 1st Half:		8-10	80.0%	2nd half:	19-24	79.2%	Game:	27-34	79.4%						

Officials: Brian Shey, Peter Juzenas, R.B. Clyburn

Technical fouls: UTSA-None. Arkansas-None.

Attendance: 13,728

Tickets Scanned: 12,462

Fouled out: UTSA #25, Allen (2:42 2H); #2, Jackson (0:43.9 2H)

#5, Giovanni (0:29.1 2H)

Arkansas #13, Jones (0:43.9 2H)

Score by periods	1st	2nd	Total
UTSA	28	39	67
Arkansas	35	44	79

	Points	In Paint	Off T/O	2nd Chance	Fast Break	Bench
UTSA	24	16	9	5	12	
AR	30	17	11	5	26	

Last FG - UTSA 2nd-00:04, AR 2nd-00:12.

Largest lead - UTSA by 5 1st-15:45, AR by 12 2nd-00:12.

UTSA led for 14:11. AR led for 23:33. Game was tied for 02:16.

Score tied - 4 times.
Lead changed - 6 times.

GAME 10 Arkansas vs. Georgia Tech

Dec. 19, 2018 • Fayetteville, Ark. - Bud Walton Arena • SEC Network

Georgia Tech 69 • 6-4

#	Player	Total		3-Ptr		Rebounds			PF	TP	A TO Blk Stl				Min
		FG-FGA	FG-FGA	FT-FTA	Off Def Tot	Off Def Tot	PF	TP							
05	WRIGHT, MOSES	f	1-6	0-1	2-4	1 3 4	0 4	1 0 1 0	17						
12	MOORE, KHALID	f	3-7	0-1	4-6	0 3 3	2 10	3 1 0 0	34						
01	BANKS III, JAMES	c	5-7	0-0	4-4	8 6 14	3 14	3 4 5 1	34						
00	DEVOE, MICHAEL	g	3-10	1-4	4-5	1 2 3	1 11	2 2 0 2	33						
10	ALVARADO, JOSE	g	9-15	2-5	0-1	0 9 9	1 20	1 4 0 2	40						
04	ALSTON, BRANDON		1-2	0-1	0-0	0 0 0 3	2	1 4 0 0	17						
13	HAYWOOD II, CURTIS		2-6	2-5	0-0	1 1 2 5	6	3 3 0 2	19						
34	GUEYE, ABDOULAYE		1-2	0-0	0-0	1 1 2 1	2	0 0 0 1	6						
Team					3 3 6										
Totals			25-55	5-17	14-20	15 28 43	16 69	14 20 6 8	200						
FG % 1st Half:		13-31	41.9%	2nd half:	12-24	50.0%	Game:	25-55	45.5%						
3FG % 1st Half:		1-8	12.5%	2nd half:	4-9	44.4%	Game:	5-17	29.4%						
FT % 1st Half:		4-7	57.1%	2nd half:	10-13	76.9%	Game:	14-20	70.0%						

Arkansas 65 • 7-3

#	Player	Total		3-Ptr		Rebounds			PF	TP	A TO Blk Stl				Min
		FG-FGA	FG-FGA	FT-FTA	Off Def Tot	Off Def Tot	PF	TP							
02	Adrio Bailey	f	0-4	0-0	0-0	2 0 2	1 0	0 1 0 1	11						
10	Daniel Gafford	f	6-9	0-0	2-4	3 5 8	5 14	3 3 3 1	32						
01	Isaiah Joe	g	5-17	3-12	0-0	1 2 3 0	13	3 2 0 0	31						
05	Jalen Harris	g	3-7	0-3	1-1	0 3 3 4	7	4 2 0 1	31						
13	Mason Jones	g	5-15	5-13	2-2	3 3 6 1	17	5 2 0 2	35						
00	Desi Sills		2-3	2-2	0-0	1 1 2 1	6	0 3 0 0	11						
11	K. Embery-Simpson		0-2	0-2	0-0	0 0 0 1	0	0 2 0 1	12						
22	Gabe Osabuohien		0-0	0-0	2-2	1 1 2 2	2	0 0 0 0	10						
35	Reggie Chaney		3-6	0-0	0-0	1 3 4 2	6	1 1 3 1	27						
Team					1 0 1										
Totals			24-63	10-32	7-9	13 18 31	17 65	16 16 6 7	200						
FG % 1st Half:		11-25	44.0%	2nd half:	13-38	34.2%	Game:	24-63	38.1%						
3FG % 1st Half:		6-17	35.3%	2nd half:	4-15	26.7%	Game:	10-32	31.3%						
FT % 1st Half:		4-6	66.7%	2nd half:	3-3	100.0%	Game:	7-9	77.8%						

Officials: Tony Greene, Bart Lenox, Steven Anderson

Technical fouls: Georgia Tech-None. Arkansas-None.

Attendance: 14,368

Tickets scanned: 8,132

Fouled Out Georgia Tech: #13, Haywood (0:39.9 2H)

Fouled Out Arkansas: #10, Gafford (0:36.9 2H)

Score by periods	1st	2nd	Total
Georgia Tech	31	38	69
Arkansas	32	33	65

	Points	In Paint	Off T/O	2nd Chance	Fast Break	Bench
Georgia Tech	30	13	15	11	10	
AR	26	23	3	11	14	

Last FG - GT 2nd-01:30, AR 2nd-00:05.

Largest lead - GT by 11 1st-14:37, AR by 5 2nd-13:29.

GT led for 23:38. AR led for 11:45. Game was tied for 04:37.

Score tied - 5 times.
Lead changed - 11 times.

25th Anniversary


1994 NATIONAL CHAMPIONSHIP



Record: 31-3, 14-2 SEC
NCAA CHAMPION
SEC CHAMPION

NCAA TOURNAMENT RESULTS

RD1	def. North Carolina A&T	94-79
RD2	def. Georgetown	85-73
Sweet 16	def. Tulsa	103-84
Elite 8	def. Michigan	76-68
Final Four	def. Arizona	91-82
Championship	def. Duke	76-72



1993-94 RAZORBACKS

3	Alex Dillard	Bessemer, Ala.
12	Clint McDaniel	Tulsa, Okla.
13	John Engskov	Berryville, Ark.
14	Corey Beck	Memphis, Tenn.
15	Dwight Stewart	Memphis, Tenn.
22	Davor Rimac	Zagreb, Croatia
23	Ken Biley	Pine Bluff, Ark.
24	Ray Biggers	Houston, Texas
30	Scotty Thurman	Ruston, La.
31	Roger Crawford	Birmingham, Ala.
33	Lee Wilson	Waco, Texas
34	Corliss Williamson	Russellville, Ark.
35	Reggie Merritt	Little Rock, Ark.
40	Elmer Martin	Memphis, Tenn.
44	Darnell Robinson	Oakland, Calif.
	Nolan Richardson	Head Coach
	Nolan Richardson III	Assistant Coach
	Mike Anderson	Assistant Coach
	Brad Dunn	Assistant Coach
	Wayne Stehlik	Dir. of Operations
	Dave England	Athletic Trainer

