



# ARKANSAS RAZORBACKS

GAME 9 • UTSA • Dec. 15, 2018 • 7:00 pm • North Little Rock, Ark. / Verizon Arena (18,000)

## • GAME INFORMATION •

TV: None

RADIO: Razorback/IMG Sports Network  
Chuck Barrett and Matt Zimmerman

SATELLITE: XM Channel 381 (Internet 972)

LIVE STATS: [www.Arkansas.StatBroadcast.com](http://www.Arkansas.StatBroadcast.com)

## • THE MATCHUP •

### ARKANSAS RAZORBACKS

Overall: 6-2 0-0 SEC

Head Coach: Mike Anderson (Tulsa '82)

At Arkansas: 157-88 (8th Yr) • Overall: 357-186 (17th Yr)



### UTSA ROADRUNNERS

Overall: 3-6 0-0 C-USA

Head Coach: Steve Henson (Kansas State '90)

At UTSA: 37-40 (3rd) • Overall: Same



### Versus UTSA

- This will be the sixth meeting between Arkansas and Texas-San Antonio. The Razorbacks have won each of the previous five meetings.
- Arkansas is 4-0 versus the Roadrunners in the state of Arkansas, going 3-0 versus UTSA in Fayetteville and 1-0 in Little Rock.

### Last Time Out for Razorbacks

- Arkansas had two chances within the final 19 seconds to win the game but came up short as Western Kentucky held on for a 78-77 victory over the Razorbacks last Saturday at Bud Walton Arena.
- The Razorbacks only led once, 77-76, inside the final 15:37 of the second half when Daniel Gafford made a jumper with 45 seconds left in the contest. The Hilltoppers regained the lead after Marek Nelson converted a layup with 19 ticks left. WKU center Charles Bassey blocked both of the Razorbacks' final attempts to preserve the win.
- Bassey finished with 21 points and nine rebounds to lead the Hilltoppers. Jared Savage scored 20 points while Taveion Hollingsworth had 17.
- Isaiah Joe led the Razorbacks with 19 points while Gafford had 19 points and nine rebounds. Mason Jones added 15 points and Jalen Harris had 13. Harris, who ranked third in the NCAA in assist-to-turnover ratio entering the game, finished with seven helpers versus zero turnovers in 37 minutes of action.

### Impressive Run Ends

- The Razorbacks lost 78-77 to Western Kentucky Saturday. However, let's take a minute to acknowledge several impressive streaks that came to an end with that loss.
- Arkansas had won six straight, giving the Razorbacks at least a six-game win streak in six of the eight years under Coach Anderson and a total of 12 times with win streaks of five games or better.
- Arkansas had won 28 straight non-conference home games dating back to Nov. 11, 2015. That streak was the best in the SEC by nine games.
- Arkansas had won 46 straight games when leading at halftime dating back to a road game loss at Ole Miss in 2016.
- Arkansas had won 64 straight games at home when leading at halftime dating back to 2014 loss to Florida.

### 25th Anniversary of National Championship

- The 2018-19 season is the 25th anniversary of Arkansas defeating Duke, 76-72 in Charlotte, for the 1994 NCAA National Championship. The Razorbacks defeated Arizona, 91-82, in the Final Four.
- The 1993-94 season for the Razorbacks was:
  - 1 of 33 NCAA berths (32 appearances).
  - 1 of 6 NCAA Final Four appearances.
  - 1 of 2 NCAA Championship appearances as Arkansas returned to the national championship game the following year (1995) as well.
- The 1993-94 Razorbacks were led by Hall of Fame coach Nolan Richardson and current Head Hog Mike Anderson was an assistant on that staff.
- Arkansas was ranked #1 nine weeks during that season, was ranked among the top 6 all season, finished with a 31-1 record and was SEC regular-season champion.
- Current Razorback assistant coach Scotty Thurman, who scored 15

### UTSA SERIES:

- Ark leads: 5-0
- At Home: Ark lead 3-0
- At UTSA: Ark leads 1-0
- Neutral: Ark leads 1-0

### SERIES RESULTS

11/30/81	at UTSA	W, 71-42
12/01/82	UTSA	W, 78-59
12/18/84	vs UTSA (Little Rock)	W, 74-67
12/12/07	UTSA	W, 67-42
01/04/14	UTSA	W, 104-71

### LAST TIME THEY MET:

UTSA ..... 71  
Arkansas ..... 104  
Jan. 4, 2014 -- Bud Walton Arena

**FAYETTEVILLE** -- Bobby Portis had a then career-high 19 points on 8-of-8 shooting with 10 rebounds as Arkansas won its seventh-straight game with a 104-71 win over Texas-San Antonio in Bud Walton Arena.

Ky Madden had 15 points for the Razorbacks, who committed a season-low seven turnovers while scoring 40 points on 28 turnovers by the Roadrunners. Michael Qualls added 11 points off the bench.

Devon Agusi led UTSA with 20 points, while Jordan Sims and Hyij Thomas added 12 points each.

Led by Madden's 11 points at halftime, the Razorbacks put the game out of reach early -- taking a 62-35 lead while scoring their most points in a half this season.

The Roadrunners trailed 22-15 after a 3-pointer by Sims, but Arkansas answered with a 22-6 run to take a 44-21 lead.

### Arkansas in North Little Rock

Arkansas is 10-9 in its 19 previous trips to North Little Rock.

Half (5) of the Razorbacks' 10 wins in North Little Rock have come in the Mike Anderson era. He is 5-2 when playing in North Little Rock.

12/15/99	UT Pan American	W, 70-56
12/30/99	Centenary	W, 73-55
12/22/01	#6 Oklahoma State	L, 76-85
12/07/02	#25 Illinois	L, 58-62
11/29/03	Jacksonville	W, 88-65
12/04/04	#4 Illinois	L, 60-72
12/17/05	Rice	W, 80-61
12/16/06	Texas Tech	L, 56-71
12/22/07	Appalachian State	L, 67-74
01/03/09	North Texas	W, 86-75
12/30/09	Baylor	L, 47-70
11/26/10	UAB	(ot) L, 65-70
11/18/11	Houston	L, 78-87
12/22/12	Alabama A&M	W, 95-68
12/21/13	South Alabama	W, 72-60
12/20/14	Southeast Missouri	W, 84-67
12/19/15	Mercer	(ot) L, 66-69
12/22/16	Sam Houston State	W, 90-56
12/16/17	Troy	W, 88-63

## 2018-19 SCHEDULE/RESULTS

(all times Central)

OVERALL: 6-2 Home: 5-1 Road: 1-0 Neutral: 0-1  
SEC: 0-0 Home: 0-0 Road: 0-0

### NOVEMBER (4-1)

9 Fri.	vs. Texas #	Ft. Bliss (El Paso, TX)	ESPN (OT)	L	71	73
12 Mon.	UC Davis +	Bud Walton Arena	SEC+	W	81	58
18 Sun.	Indiana +	Bud Walton Arena	ESPN	W	73	72
21 Wed.	Montana State +	Bud Walton Arena	SEC+	W	90	68
23 Fri.	UT Arlington +	Bud Walton Arena	SEC+	W	78	60

### DECEMBER (2-1)

1 Sat.	FIU	Bud Walton Arena	SEC+	W	121	89
5 Wed.	at Colorado State	Fort Collins, Colo.	CBS Sports Net	W	98	74
8 Sat.	Western Kentucky	Bud Walton Arena	SEC	L	77	78
15 Sat.	vs. UTSA I	North Little Rock	-	7:00 pm		
19 Wed.	Georgia Tech	Bud Walton Arena	SEC		8:00 pm	
22 Sat.	Texas State	Bud Walton Arena	SEC		1:00 pm	
28 Fri.	Austin Peay	Bud Walton Arena	SEC+		7:00 pm	

### JANUARY

5 Sat.	at Texas A&M *	College Station, Texas	SEC	5:00 pm		
9 Wed.	Florida *	Bud Walton Arena	SEC	7:30 pm		
12 Sat.	LSU *	Bud Walton Arena	SEC	5:00 pm		
15 Tues.	at Tennessee *	Knoxville, Tenn.	ESPN/ESPN2/ESPNU/SEC	6:00 pm		
19 Sat.	at Ole Miss *	Oxford, Miss.	SEC	Noon		
23 Wed.	Missouri *	Bud Walton Arena	SEC	8:00 pm		
26 Sat.	at Texas Tech %	Lubbock, Texas	ESPN/ESPN2	5:00 pm		
29 Tues.	Georgia *	Bud Walton Arena	ESPNU	6:00 pm		

### FEBRUARY

2 Sat.	at LSU *	Baton Rouge, La.	SEC	5:00 pm		
5 Tues.	Vanderbilt *	Bud Walton Arena	SEC	8:00 pm		
9 Sat.	at South Carolina *	Columbia, S.C.	SEC	2:30 pm		
12 Tues.	at Missouri *	Columbia, Mo.	ESPN/ESPN2/ESPNU	8:00 pm		
16 Sat.	Mississippi State *	Bud Walton Arena	SEC	7:30 pm		
20 Wed.	at Auburn *	Auburn, Ala.	SEC	7:30 pm		
23 Sat.	Texas A&M *	Bud Walton Arena	SEC	7:30 pm		
26 Tues.	at Kentucky *	Lexington, Ky.	ESPN/ESPN2/SEC	8:00 pm		

### MARCH

2 Sat.	Ole Miss *	Bud Walton Arena	SEC	Noon		
6 Wed.	at Vanderbilt *	Nashville, Tenn.	SEC	7:30 pm		
9 Sat.	Alabama *	Bud Walton Arena	SEC	5:00 pm		
13-17	SEC Tournament ^	Nashville, Tenn.	SEC/ESPN	TBD		
20-23	NCAA 1st-2nd Rds	TBD	TBD	TBD		
27-31	NCAA Regionals	TBD	TBD	TBD		

### APRIL

6 & 8	NCAA Final Four	Minneapolis, Minn.	CBS	TBD		
-------	-----------------	--------------------	-----	-----	--	--

BOLD - Home Game \* - SEC Game  
# - ESPN Armed Forces Classic (Fort Bliss) + - Hardwood Showcase  
! - Verizon Arena % - Big 12/SEC Challenge  
^ - Bridgestone Arena \$ - U.S. Bank Stadium

## COMPARING THE TEAMS



86.1	.478	.361	.627	39.9	18.9	6.3	8.6	71.5	.380	+0.9	1.5
OFF PPG	OFF FG%	OFF 3PT%	OFF FT%	REBS /GM	ASSTS PER GM	BLKS PER GM	STEALS PER GM	OPP PPG	OPP FG%	REB MARGIN	ASST-TO RATIO
74.7	.411	.311	.744	39.1	11.1	2.0	7.1	77.8	.445	-0.9	0.8



#FASTEST40



@RazorbackMBB



/RazorbackMBB



@RazorbackMBB



## MIKE ANDERSON

### HEAD COACH • TULSA '82

### CAREER NUMBERS

**At Arkansas:** 157-88 (8 Years)

2018-19	»	6-2
2017-18	»	23-12 (NCAA First Round)
2016-17	»	26-10 (NCAA Second Round)
2015-16	»	16-16
2014-15	»	27-9 (NCAA Third Round)
2013-14	»	22-12 (NIT Second Round)
2012-13	»	19-13
2011-12	»	18-14

**At Missouri:** 111-57 (5 Years)

2010-11	»	23-11 (NCAA Second Round)
2009-10	»	23-11 (NCAA Second Round)
2008-09	»	31-7 (NCAA Elite Eight)
2007-08	»	16-16
2006-07	»	18-12

**At UAB:** 89-41 (4 Years)

2005-06	»	24-7 (NCAA First Round)
2004-05	»	22-11 (NCAA Second Round)
2003-04	»	22-10 (NCAA Sweet 16, C-USA Co-Champs)
2002-03	»	21-13 (NIT Quarterfinals)

**Overall Record** **357-186 (17th Year)**

- 8TH SEASON AS ARKANSAS HEAD COACH
- 17TH SEASON AS HEAD COACH OVERALL
- 25TH SEASON AT ARKANSAS OVERALL

## IT'S A NUMBERS GAME

**Postseason Tournaments**

**1 2 3 4 5 6 7 8 9 10 11**

**20-Win Seasons**

**1 2 3 4 5 6 7 8 9 10 11**

**NCAA Tournaments**

**1 2 3 4 5 6 7 8 9**

**30-Win Seasons**

**1**

**Losing Seasons**

**0**

## PERSONAL INFO

Born: Dec. 12, 1959  
 Hometown: Birmingham, Ala.  
 Alma Mater: Tulsa (1982)  
 Wife: Marcheita  
 Children: Darcheita, Michael Jr., Yvonne  
 Date Named Head Coach at Arkansas: March 23, 2011

## CONSISTENCY

*Head coach Mike Anderson is one of just four current Division I coaches with 15-plus years of head coaching experience and zero losing seasons. He is the only coach to accomplish the feat at three different programs.*

Razorback Nation welcomed home one of its own on March 23, 2011, when Mike Anderson was named the 12th head men's basketball coach in Arkansas history. Charged with bringing back the winning tradition that was synonymous with the Razorback program throughout the '80s and '90s, Anderson has accomplished that and is in his eighth season at Arkansas – 17th as a head coach.

Anderson has brought Arkansas back national relevance by leading the Razorbacks to back-to-back NCAA Tournament berths and postseason appearances in four of the last five years. The Razorbacks have won 49 games over the last two years, rank among the top three in league wins over the last six seasons and the Hogs are one of just two teams in the SEC to finish with a .500 winning percentage or better in league play over the last six years. This success has helped Arkansas' last two recruiting classes rank among the nation's top 25, snagging seven of the top eight players in the state over the span.

During his first eight seasons at Arkansas, Anderson produced a 156-88 record and is the first head coach in program history to win 18 or more games in each of his first four years. Anderson has also re-established Bud Walton Arena as one of the toughest places to play and brought excitement back to the tradition-rich program. Since his return to Fayetteville, the Razorbacks own the sixth-most home victories in the country with 115.

The success on-and-off the court has translated into great fan support as Arkansas has ranked among the top 25 in national attendance each of the last seven years, including No. 10 in 2017-18. Also, in August of 2018, Anderson was honored by the Burlsworth Foundation for his contributions to the state.

**5**

» At least five Arkansas players have earned SEC Academic Honor Roll honors each of the last five years.

**18**

» Arkansas has had 18 current and former players graduate since May 2014, averaging nearly four graduates per year.

**22**

» During the last five years, men's basketball has earned 22 SEC All-Academic honors, including seven in 2015-16.



# PLAY HARD ACT RIGHT



## 2018-19 RAZORBACKS

No.	Name	Pos.	Yr.	Ht.	Wt.	Hometown	High School/Previous School
0	Desi Sills	G	Fr.	6-2	196	Jonesboro, Ark.	Jonesboro HS
1	Isaiah Joe	G	Fr.	6-5	167	Fort Smith, Ark.	Fort Smith Northside HS
2	Adrio Bailey	F	Jr.	6-6	222	Campti, La.	Lakeview HS
3	Khalil Garland	G	R-Fr.	6-5	198	Little Rock, Ark.	Parkview Magnet HS
4	Emeka Obukwelu	F	Jr.	6-8	222	Plano, Texas	West Plano HS / UT-Tyler
5	Jalen Harris	G	R-So.	6-2	166	Wilson, N.C.	Word of God Christian Acad. / New Mexico
10	Daniel Gafford	F	So.	6-11	233	El Dorado, Ark.	El Dorado HS
11	Keyshawn Embery-Simpson	G	Fr.	6-3	202	Midwest City, Okla.	IMG Academy (Fla.)
12	Ty Stevens	G	So.	6-2	180	Republic, Mo.	Republic HS
13	Mason Jones	G	So.	6-5	207	Desoto, Texas	Triple A Academy / Connors State College
15	Jonathan Holmes	G	Jr.	5-10	190	Columbia, Ill.	Columbia HS
22	Gabe Osabuohien	F	So.	6-8	221	Toronto, Canada	Southwest Christian Academy (Ark.)
23	Ibrahim Ali	F	Fr.	6-10	244	Maumelle, Ark.	Maumelle HS
24	Ethan Henderson	F	Fr.	6-8	210	Little Rock, Ark.	Parkview Magnet HS
25	Jordan Phillips	G	Fr.	6-7	209	Fort Worth, Texas	Grace Preparatory Academy
35	Reggie Chaney	F	Fr.	6-8	222	Tulsa, Okla.	Findlay Prep (Nev.)

<b>Head Coach:</b>	Mike Anderson	Tulsa 1982	8th year as Arkansas Head Coach
<b>Associate Head Coach:</b>	Melvin Watkins	Charlotte, 1977	8th year at Arkansas
<b>Assistant Coach:</b>	TJ Cleveland	Arkansas, 2002	8th year at Arkansas
<b>Assistant Coach:</b>	Scotty Thurman	Philander Smith College 2003	9th year at Arkansas
<b>Director of Basketball Operations:</b>	Matt Zimmerman	Arkansas, 1990	8th year at Arkansas
<b>Dir. of Student-Athlete Development:</b>	Jeff Daniels	Montevallo, 1982	8th year at Arkansas
<b>Special Assistant to Head Coach:</b>	Will Bartlett	Missouri, 2009	8th year at Arkansas
<b>Video Coordinator:</b>	Riley Hall	Arkansas, 2016	3rd year at Arkansas
<b>Head Athletic Trainer:</b>	David England	Arkansas, 1980	36th year at Arkansas
<b>Head Strength Coach:</b>	Dave Richardson	Louisiana-Monroe, 1989	1st year at Arkansas
<b>Graduate Assistant:</b>	Velton Kennedy	Arkansas, 2017	2nd year at Arkansas
<b>Graduate Assistant:</b>	Trey Thompson	Arkansas, 2018	1st year at Arkansas

## ROSTER BY STATE

## Arkansas (6)

0	Desi Sills	Jonesboro
1	Isaiah Joe	Fort Smith
3	Khalil Garland	Little Rock
10	Daniel Gafford	El Dorado
23	Ibrahim Ali	Maumelle
24	Ethan Henderson	Little Rock

## Canada (1)

22	Gabe Osabuohien	Toronto
----	-----------------	---------

## Illinois (1)

15	Jonathan Holmes	Columbia
----	-----------------	----------

## Louisiana (1)

2	Adrio Bailey	Campti
---	--------------	--------

## Missouri (1)

12	Ty Stevens	Republic
----	------------	----------

## North Carolina (1)

5	Jalen Harris	Wilson
---	--------------	--------

## Texas (2)

4	Emeka Obukwelu	Plano
13	Mason Jones	Desoto
25	Jordan Phillips	Fort Worth

## Oklahoma (2)

11	Keyshawn Embery-Simpson	Midwest City
35	Reggie Chaney	Tulsa

## PRONUNCIATION GUIDE

23	Ibrahim (Ibby)	IB-ra-him (IB-ee)
	Ali	ALL-lee
2	Adrio Bailey	A-Dree-O
4	Emeka	Eh-MEHK-uh
	Obukwelu	Oh-Boo-KWEL-lu
22	Gabe Osabuohien	oh-sah-BOY-en
0	Desi Sills	Dez-ee

## ROSTER BY CLASS

## Seniors (0)

## Juniors (4)

2	Adrio Bailey	Junior
4	Emeka Obukwelu	Junior
15	Jonathan Holmes	Junior

## Sophomores (5)

5	Jalen Harris	Redshirt Sophomore
12	Ty Stevens	Sophomore
10	Daniel Gafford	Sophomore
22	Gabe Osabuohien	Sophomore
13	Mason Jones	Sophomore

## Freshmen (8)

0	Desi Sills	Freshman
1	Isaiah Joe	Freshman
3	Khalil Garland	Redshirt Freshman
11	Keyshawn Embery-Simpson	Freshman
23	Ibrahim Ali	Freshman
24	Ethan Henderson	Freshman
25	Jordan Phillips	Freshman
35	Reggie Chaney	Freshman

points, not only hit critical 3-pointer late in the game as the shot clock expired to break a 70-70 tie. He also hit a 3-pointer late in the first half to give Arkansas a 34-33 lead at the break.

- Corliss Williamson had a game-high 23 points.
- Corey Beck had a double-double (15 pts - 10 rebs).

## Harris Record Watch

- Jalen Harris is handing out 7.3 assists per game to rank seventh in the NCAA.
- At that pace, he would finish 226 through the end of the regular season (not counting any postseason). The Arkansas single-season record for assists is 219, set by Kareem Reid in 1995-96.
- Only one SEC player, Phil Pressey (Missouri), has averaged at least 7.0 assists per game in a season since 1995.

## Joe Record Watch

- Isaiah Joe is making 4.13 3-pointers per game to rank fifth in the NCAA.
- At that pace, he would finish with 128 3's made through the end of the regular season (vs. Alabama Mar. 9). That would shatter the Arkansas single-season mark of 102, set by Scotty Thurman in 1994-95.
- The only SEC player to make at least 4.0 3-pointers per game in a season is Marshall Henderson (Ole Miss), who averaged 4.3 in 2013-14 (made 138 in 36 games).

## Upon Further Review: Block Party

- Arkansas was credited with six blocked shots at Colorado State. After conferring with the game film and the Rams agreeing, Arkansas' total was boosted to nine - including three each by Daniel Gafford and Reggie Chaney.
- The Razorbacks had a season-high 11 blocked shots versus FIU.
- Arkansas ranks eighth in the NCAA in blocked shots (6.3).

## DE-FENSE and Helping Hand

- Minus the Western Kentucky game, Arkansas has relied on its defense to date. Also, as Coach Anderson has said, the team is starting to trust each other which has resulted in a high number of assists.
- Despite having just 10 assists and Western Kentucky shooting 50 percent from the field, the Razorbacks rank in the NCAA:
  - 8th in blocked shots (6.3).
  - 10th in assists per game (18.9).
  - 24th in FG% defense (.380).
  - 343th in steals per game (8.6).
  - 33rd in turnovers forced per game (17.00).

## Gafford Backing POY Hype

- Daniel Gafford is on four National Player of the Year Watch lists and the sophomore has proven why.
- Gafford ranks 12th in the NCAA in field goal percentage (.667). In the SEC, Gafford also ranks second in scoring (18.5), fourth in rebounding (8.8) and fourth in blocked shots (2.38) - the only player in the league to rank among the top five in each category.
- Named SEC Player of the Week for his play in leading Arkansas to a win over Indiana, scoring a career-high 27 points and tying a career-high with 12 rebounds.
- Gafford tied a school record, making 8-of-8 shots from the field versus Montana State. He is the 8th Razorback to make at least all 8 shot attempts in a game and the first to do so twice in his career (also going 8-of-8 versus Minnesota last season).
- Versus UTA, Gafford made a career-best nine FT and tied a career-high with 10 attempts. Prior to UTA, Gafford had only made 13 free throws on 28 attempts.
- Recorded his third double-double of the season - matching his total from last year - with 21 points and 12 rebounds versus FIU.
- At Colorado State, Battled foul trouble in the first half and did not attempt a field goal ... Scored 10 points and had six rebounds in the second half and spurred a 13-0 run to put the game away.



ALI  
Ibrahim / #23



BAILEY  
Adrio / #2



CHANEY  
Reggie / #35



EMBERY-SIMPSON  
Keyshawn / #11



GAFFORD  
Daniel / #10



GARLAND  
Khalil / #3



HARRIS  
Jalen / #5



HENDERSON  
Ethan / #24



HOLMES  
Jonathan / #15



JOE  
Isaiah / #1



JONES  
Mason / #13



OBUKWELU  
Emeka / #4



OSABUOHEN  
Gabe / #22



PHILLIPS  
Jordan / #2



SILLS  
Desi / #0



STEVENS  
Ty / #12



## 0 • DESI SILLS

G • Fr. • 6-2 • 196 • Jonesboro, Ark.

Year	GP	GS	Min	Avg	FG	FGA	Pct	3FG	3FGA	Pct	FT	FTA	Pct	Off	Def	Tot	Avg	PF	FO	Ast	TO	Blk	Stl	Pts	Avg
2018-19	7	0	108	15.4	10	21	.476	4	12	.333	6	10	.600	2	7	9	1.3	17	0	17	11	0	5	30	4.3

1st on team in minutes off the bench (15.5) ... Had break-out 2nd half vs WKU, finished w/ 9 pts ... Has 14 deflections, 2nd-best among bench players ... A consensus top 50 pick among the nation's top point guards ... Two-time, 1st team 6A All-State selection (2017 and 2018) ... Won back-to-back 6A state titles.

## CAREER HIGHS

PTS: 9 vs. Western Kentucky (12/08/18)  
REB: 3 vs. FIU (12/01/18)  
AST: 6 vs. FIU (12/01/18)  
STL: 2 vs. Montana State (11/21/18)  
BLK: --



## 1 • ISAIAH JOE

G • Fr. • 6-5 • 167 • Fort Smith, Ark.

Year	GP	GS	Min	Avg	FG	FGA	Pct	3FG	3FGA	Pct	FT	FTA	Pct	Off	Def	Tot	Avg	PF	FO	Ast	TO	Blk	Stl	Pts	Avg
2018-19	8	8	229	28.6	44	93	.473	33	71	.465	10	15	.667	4	17	21	2.6	14	0	18	10	0	11	131	16.4

SEC Player of the Week (12/3) as he scored 34 points and made 10-of-3 3's vs. FIU ... 7th in NCAA in 3's made/gm (4.13) ... Leads SEC in 3PT FG% (.465) ... Scored double-digits in all 8 games ... Leads team w/ 6 charges taken, 3rd in deflections (25) ... Was the USA TODAY and Gatorade Arkansas Player of the Year.

## CAREER HIGHS

PTS: 34 vs. FIU (12/01/18)  
REB: 5 vs. UC Davis (11/12/18)  
AST: 5 vs. Montana State (11/21/18)  
STL: 5 vs. Montana State (11/21/18)  
BLK: --



## 2 • ADRIO BAILEY

F • Jr. • 6-6 • 222 • Campti, La.

Year	GP	GS	Min	Avg	FG	FGA	Pct	3FG	3FGA	Pct	FT	FTA	Pct	Off	Def	Tot	Avg	PF	FO	Ast	TO	Blk	Stl	Pts	Avg
2018-19	8	8	199	24.9	29	48	.604	1	4	.250	17	29	.586	7	29	36	4.5	24	1	11	5	11	9	76	9.5
CAREER	66	26	838	12.7	104	185	.562	1	4	.250	43	81	.531	49	101	150	2.3	112	2	35	34	41	38	252	3.8

A team captain ... Represents Arkansas on the SEC Men's Basketball Leadership Council ... Is only scholarship upperclassman on team ... 2nd on team with 40 deflections ... Had career-high 20-point effort vs UC Davis where he made 1st career 3-pointer ... Also vs UCD, scored 8 pts during 22-1 run to put game away.

## CAREER HIGHS

PTS: 20 vs. UC Davis (11/12/18)  
REB: 7 (2x) - last vs Oklahoma (11/23/17)  
AST: 3 vs. Fresno State (11/17/17)  
STL: 3 (4x) - last vs UTA (11/23/18)  
BLK: 5 vs. North Carolina (11/24/17)



## 5 • JALEN HARRIS

G • R-So. • 6-2 • 166 • Wilson, N.C.

Year	GP	GS	Min	Avg	FG	FGA	Pct	3FG	3FGA	Pct	FT	FTA	Pct	Off	Def	Tot	Avg	PF	FO	Ast	TO	Blk	Stl	Pts	Avg
2018-19	8	8	243	30.4	24	65	.369	2	18	.111	23	29	.793	5	21	26	3.3	15	0	58	9	0	11	73	9.1
CAREER	39	26	882	22.6	74	148	.500	9	45	.200	61	80	.763	7	75	82	2.1	79	0	130	49	3	36	212	5.4

A team captain ... 2nd in NCAA in assist-turnover ratio (6.44 - 58 assists-with just 9 turnovers) ... 7th in NCAA in assist per game (7.3) ... Career-high 12 assists at Montana State ... Had 1st double-double with 11 pts & 11 assists vs. Montana State ... Added 10 assists vs. FIU.

## CAREER HIGHS

PTS: 15 vs. Nevada (01/07/17)  
REB: 9 vs. Nevada (01/07/17)  
AST: 12 at Colorado State (12/05/18)  
STL: 4 at Colorado State (12/05/18)  
BLK: 1 (3x) - last at UNLV (02/01/17)



## 10 • DANIEL GAFFORD

F • So. • 6-11 • 233 • El Dorado, Ark.

Year	GP	GS	Min	Avg	FG	FGA	Pct	3FG	3FGA	Pct	FT	FTA	Pct	Off	Def	Tot	Avg	PF	FO	Ast	TO	Blk	Stl	Pts	Avg
2018-19	8	8	215	26.9	58	87	.667	0	0	.000	32	53	.604	22	48	70	8.8	20	0	6	24	19	9	148	18.5
CAREER	43	34	1005	23.4	222	358	.620	0	0	.000	117	214	.547	99	188	287	6.7	134	3	30	61	95	28	561	13.0

A team captain ... 12th in NCAA/1st in SEC in FG% (.667) ... Team-best 46 deflections ... On Wooden Award, Naismith Trophy, Lute Olson Award & Kareem Abdul-Jabbar Award Watch Lists ... Preseason 1st team All-SEC ... Consensus lottery pick on Mock Drafts ... SEC Player of the Week (27 pts & 12 rebs vs. Indiana).

## CAREER HIGHS

PTS: 27 vs. Indiana (11/18/18)  
REB: 12 (5x) - vs. FIU (12/01/18)  
AST: 4 vs. Oral Roberts (12/19/17)  
STL: 3 vs. Ole Miss (01/20/18)  
BLK: 7 (2x) - last vs. Auburn (02/27/18)



## 11 • KEYSHAWN EMBERY-SIMPSON

G • Fr. • 6-3 • 202 • Midwest City, Okla.

Year	GP	GS	Min	Avg	FG	FGA	Pct	3FG	3FGA	Pct	FT	FTA	Pct	Off	Def	Tot	Avg	PF	FO	Ast	TO	Blk	Stl	Pts	Avg
2018-19	8	0	118	14.8	13	36	.361	8	25	.320	4	7	.571	2	10	12	1.5	11	0	8	4	1	7	38	4.8

2nd on team in minutes off the bench (14.8) ... Career-high 14 pts (5-6 FG/4-5 3-pt) at Colorado State ... Only committed 3 turnovers ... Played his senior year at IMG Acad. (Fla) ... 247Sports.com tabbed him the 22nd-best point guard in the nation ... As a junior at Midwest City HS, was ranked #1 player in the state.

## CAREER HIGHS

PTS: 14 at Colorado State (12/05/18)  
REB: 3 (2x) - last vs. FIU (12/01/18)  
AST: 3 vs. FIU (12/01/18)  
STL: 3 vs. FIU (12/01/18)  
BLK: 1 vs. Indiana (11/18/18)



## 12 • TY STEVENS

G • So. • 6-2 • 180 • Republic, Mo.

Year	GP	GS	Min	Avg	FG	FGA	Pct	3FG	3FGA	Pct	FT	FTA	Pct	Off	Def	Tot	Avg	PF	FO	Ast	TO	Blk	Stl	Pts	Avg
2018-19	1	0	1	1.0	0	0	.000	0	0	.000	0	0	.000	0	0	0	0.0	0	0	0	0	0	0	0	0.0

Played in Montana State win ... Added to 2018-19 roster through walk-on tryouts ... Carries a 4.0 GPA ... Attended University of Arkansas in 2017-18 but was not a member of the team ... At Republic HS, tabbed first team All-COC Large Boys Basketball Team.

## CAREER HIGHS

PTS: 0  
REB: 0  
AST: 0  
STL: 0  
BLK: 0



## 13 • MASON JONES

G • So. • 6-5 • 207 • Desoto, Texas

Year	GP	GS	Min	Avg	FG	FGA	Pct	3FG	3FGA	Pct	FT	FTA	Pct	Off	Def	Tot	Avg	PF	FO	Ast	TO	Blk	Stl	Pts	Avg
2018-19	8	8	235	29.4	33	70	.471	21	47	.447	28	36	.778	4	40	44	5.5	20	0	23	15	1	8	115	14.4

2nd in SEC in 3PT FG% (.447) ... 2nd on team in rebounds (5.5) & assists (23), 3rd in scoring (14.8) ... Led team in scoring 3 times ... Had game-winning rebound and FT vs Indiana - a game he had 7 assists and no TO ... Had double-double (19 and 10) vs. FIU ... Played one season at Connors St. College (15.5 pts, 6.9 rebs).

## CAREER HIGHS

PTS: 21 vs. UC Davis (11/12/18)  
REB: 20 vs. FIU (12/01/18)  
AST: 7 vs. Indiana (11/18/18)  
STL: 3 vs. Montana State (11/21/18)  
BLK: 1 vs. Texas (11/09/18)



## 15 • JONATHAN HOLMES

G • Jr. • 5-10 • 190 • Columbia, Ill.

Year	GP	GS	Min	Avg	FG	FGA	Pct	3FG	3FGA	Pct	FT	FTA	Pct	Off	Def	Tot	Avg	PF	FO	Ast	TO	Blk	Stl	Pts	Avg
2018-19	3	0	7	2.3	0	5	.000	0	3	.000	0	0	.000	0	0	0	0.0	1	0	0	0	0	0	0	0.0
CAREER	20	0	32	1.6	7	25	.280	2	13	.154	1	2	.500	2	2	4	0.2	3	0	1	2	0	1	17	0.9

Fan favorite ... Last season saw action in 11 games and scored 15 points with three rebounds ... Hit his first collegiate 3-pointer versus Bucknell and added a trey versus Troy ... As a freshman, SEC First-Year Academic Honor Roll ... Played in six games as a walk-on.

## CAREER HIGHS

PTS: 3 (2x) - last vs. Oral Roberts (12/19/17)  
REB: 1 (4x) - last at Colorado St. (12/05/18)  
AST: 1 vs. Samford (11/01/17)  
STL: 1 vs. Bucknell (11/12/17)  
BLK: 0



## 22 • GABE OSABUOHEN

F • So. • 6-8 • 221 • Toronto, Canada

Year	GP	GS	Min	Avg	FG	FGA	Pct	3FG	3FGA	Pct	FT	FTA	Pct	Off	Def	Tot	Avg	PF	FO	Ast	TO	Blk	Stl	Pts	Avg
2018-19	8	0	95	11.9	7	27	.259	1	7	.143	5	13	.385	10	13	23	2.9	23	1	7	9	5	5	20	2.5
CAREER	28	0	231	8.3	17	52	.327	1	11	.091	7	23	.304	16	35	51	1.8	44	1	14	20	8	8	42	1.5

Pronounced oh-sah-BOY-en ... High energy guy off the bench ... Made 1st career 3-pointer to give Arkansas 38-35 lead at halftime vs. Indiana ... 2nd on the team in charges taken with 5 ... Last year, tied for the team lead in charges taken with eight.

## CAREER HIGHS

PTS: 6 (2x) - last vs. Montana State (11/21/18)  
REB: 5 (3x) - last at Colorado St. (12/05/18)  
AST: 4 vs. South Carolina (02/06/18)  
STL: 2 vs. Montana State (11/21/18)  
BLK: 1 (6x) - last vs. FIU (12/01/18)



## 23 • IBRAHIM ALI

F • Fr. • 6-10 • 244 • Maumelle, Ark.

Year	GP	GS	Min	Avg	FG	FGA	Pct	3FG	3FGA	Pct	FT	FTA	Pct	Off	Def	Tot	Avg	PF	FO	Ast	TO	Blk	Stl	Pts	Avg
2018-19	0	0	0	0	0	0	0	0	0	0	0	0	0	0	0	0	0	0	0	0	0	0	0	0	0

Prefers to go by Ibbey (IB-ee) ... Full name is pronounced IB-ra-him Ali-Lee ... Was a three-star recruit according to Rivals.com ... Sat out 2017-18 season to work on his development.

## CAREER HIGHS

PTS: --  
REB: --  
AST: --  
STL: --  
BLK: --



## 24 • ETHAN HENDERSON

F • Fr. • 6-8 • 210 • Little Rock, Ark.

Year	GP	GS	Min	Avg	FG	FGA	Pct	3FG	3FGA	Pct	FT	FTA	Pct	Off	Def	Tot	Avg	PF	FO	Ast	TO	Blk	Stl	Pts	Avg
2018-19	5	0	18	3.6	1	1	1.000	0	0	.000	1	3	.333	1	4	5	1.0	3	0	2	3	1	1	3	0.6

Rated the top player in Arkansas by 247Sports.com, ESPN.com and Future150.com, which also tabbed him the 30th-best power forward in the nation ... Named to the USA TODAY All-Arkansas first team ... Helped Parkview HS win the 2018 and 2016 5A state championships.

## CAREER HIGHS

PTS: 3 vs. FIU (12/01/18)  
REB: 2 (2x), last vs. UTA (11/23/18)  
AST: 0  
STL: 1 vs. FIU (12/01/18)  
BLK: 1 vs. Montana State (11/21/18)



## 25 • JORDAN PHILLIPS

G • Fr. • 6-7 • 209 • Fort Worth, Texas

Year	GP	GS	Min	Avg	FG	FGA	Pct	3FG	3FGA	Pct	FT	FTA	Pct	Off	Def	Tot	Avg	PF	FO	Ast	TO	Blk	Stl	Pts	Avg
2018-19	4	0	27	6.8	2	15	.133	0	5	.000	2	2	1.000	1	4	5	1.3	5	0	0	1	0	0	6	1.5

Had meniscus repair surgery in the summer of 2018 and saw first game action versus Montana State (played 10 minutes) ... Showing great improvement at practices ... Rated 11th-best prospect in Texas and the 37th-best shooting guard in the country by 247Sports.com.

## CAREER HIGHS

PTS: 4 vs. FIU (12/01/18)  
REB: 2 vs. FIU (12/01/18)  
AST: 1 at Colorado State (12/05/18)  
STL: 0  
BLK: 0



## 35 • REGGIE CHANEY

F • Fr. • 6-8 • 222 • Tulsa, Okla.

Year	GP	GS	Min	Avg	FG	FGA	Pct	3FG	3FGA	Pct	FT	FTA	Pct	Off	Def	Tot	Avg	PF	FO	Ast	TO	Blk	Stl	Pts	Avg
2018-19	8	0	114	14.3	19	36	.528	0	0	0.000	10	13	.769	0	0	0	1.75	10	0	0	0	0	0	38	4.75

**25 • BECCIE CHANEY** Had big 1st half at Colorado State to keep Arkansas in lead and finished with career-highs in pts (11),

**Harris Helper**

- Jalen Harris ranks second in the NCAA and leads the league in assist-to-turnover ratio (6.44) ... He additionally ranks seventh in the nation and tops in the SEC by averaging 7.3 assists per game.
- Over the last five games, he has dished out 46 assists while committing just five turnovers.
- Harris has dished out double-digits in assists three times this season (11 vs Montana State, 10 vs FIU and a career-high 12 at Colorado State).

**Masonry... No Bricks**

- Mason Jones, who drained four, 3-pointers to help Arkansas defeat Colorado State and made three 3's versus Western Kentucky last Saturday, ranks second the SEC (behind teammate Isaiah Joe) in 3-point field goal percentage (45.7).
- Jones has made at least three, 3-pointers four times this season.

**Seeing Double**

- Isaiah Joe and Daniel Gafford are the only two Razorbacks to score in double figures in all eight games. Mason Jones has done so in seven of eight.

**In the Black**

- Arkansas has a +117 scoring margin through eight games. Daniel Gafford leads the team in plus/minus at 16.50. Isaiah Joe and Mason Jones are tied for second at +15.00. The starting five all have a plus/minus of at least +10.
- Desi Sills and Keyshawn Embery-Simpson have the best plus/minus off the bench, each at +2.75.

**Gafford Named SEC Player of the Week**

- After posting career highs and leading the Razorbacks to a win over Indiana, Daniel Gafford was been named the SEC Men's Basketball Player of the Week.
- Gafford scored a career-high 27 points and tied his career high with 12 rebounds while adding three blocked shots and two steals. Gafford was most effective in the second half, scoring 19 points, grabbing seven rebounds and getting two steals. In fact, he was 9-for-10 shooting from the field in the period while the rest of the team was just 5-of-23 from the field and scored 16 points.
- Three times in within the final 11 minutes, Indiana took a one-point lead and, each time, Gafford answered to put the Razorbacks back on top. He additionally broke a 63-63 tie with 5:46 left with one of his four dunks on the evening. In the final seconds, Gafford tipped the ball out after a missed shot that led to a Mason Jones rebound and eventual game-winning free throw with 2.5 seconds left.

**Joe Named SEC Player of the Week**

- Isaiah Joe was named the Southeastern Conference Men's Basketball Player of the Week. Joe scored 34 points - 17 in each half - and made 10-of-13 shots from 3-point range to lead the Razorbacks to a 121-89 victory over FIU.
- Joe joins Courtney Fortson (Dec. 15, 2009) as the only Razorback freshman to be named SEC Player of the Week.
- The 34 points are second (tied) on the Arkansas all-time list for most points by a freshman in a game. Bobby Portis scored 35 as a freshman versus Alabama in 2014. Scotty Thurman scored 34 twice as a freshman. This was just the seventh time a Razorback freshman has ever scored at least 30 points in a game.
- He is just the fourth Razorback (fifth time in school history) to make at least 10 3-pointers in a game and just the 10th player in SEC history (11th time in league history) to make at least 10 in a game. (Arkansas' Rotnei Clarke had at least 10, 3's twice in his career).
- Joe was 10-for-13 from 3-point range and that .764 percentage ties for the best percentage in SEC history for those that made at least 10 in a game. (Alabama's John Petty was also 10-of-13 last season.)
- After FIU trimmed its deficit to four (24-20) at 8:29 in the first half, Joe drained a 3-pointer and scored 14 points over the next 4:37 to put Arkansas up 20.
- Joe started the game going 1-for-3 from 3-point range. He then made six straight attempts and finished the game making 9-of-his-last-10 from long distance.

**More on Joe**

- Joe ranks fifth in the NCAA in 3-point field goals made per game (4.13).
- In the SEC, Joe ranks first in 3-pointers made per game (4.13), first in total 3's (33) and first in 3FG% (.465).

**Team Leaders****• DEFLECTIONS SEASON**

Daniel Gafford	46
Adrio Bailey	40
Isaiah Joe	25
Jalen Harris	23
Mason Jones	22
Gabe Osabuohien	19

**MOST IN A GAME**

10 Daniel Gafford at Colorado State
8 Adrio Bailey at Colorado State
7 Daniel Gafford vs. Indiana
7 Isaiah Joe vs. UC Davis
7 Adrio Bailey vs. FIU

**• CHARGES TAKEN SEASON**

Isaiah Joe	6
Gabe Osabuohien	5
Keyshawn Embery-Simpson	2

**MOST IN A GAME**

3 Isaiah Joe vs. UT Arlington
2 Gabe Osabuohien vs. UC Davis

**Did You Know**

- Of the **351 teams** in NCAA Division I Basketball:
  - Only **37 teams** have gone to NCAA Tourney in 3 of last 4 years - **INCLUDING ARKANSAS.**
  - Only **28 of those 37** played in last year's NCAA Tournament - **INCLUDING ARKANSAS.**
  - Only **23 of those 28** played in each of the last two NCAA Tournaments - **INCLUDING ARKANSAS.**

**MOST HOME WINS IN NCAA SINCE 2011-12**

when Anderson took reigns at Arkansas  
(as of DEC. 6, 2018)

1. Kentucky	125
2. Oregon	122
3. Kansas	120
4. Ohio State	118
5. Louisville	118
6. <b>ARKANSAS</b>	<b>115</b>
7. Arizona	115
8. Indiana	114
Syracuse	114

**THE GAFFORD FILE****2019 WOODEN AWARD WATCH LIST**

- One of 50 candidates. The John R. Wooden Award presented by Wendy's. Chosen by a preseason poll of national college basketball experts, the list is comprised of 50 student-athletes who are the early front-runners for the most prestigious honors in college basketball, the Wooden Award All American Team and Most Outstanding Player Award.

**2019 CITIZEN NAISMITH TROPHY WATCH LIST**

- One of 50 candidates as named by the Atlanta Tipoff Club for the 2019 Citizen Naismith Trophy Men's Player of the Year honor.

**2019 LUTE OLSON AWARD WATCH LIST**

- One of 40 candidates for the top Division I player in college basketball. The award is determined by a committee consisting of current DI head coaches, retired head coaches, athletic directors and/or conference administrators, members of the national media and collegeinsider.com staff members.

**2019 KAREEM ABDUL-JABBAR WATCH LIST**

- One of 21 candidates as named by the Naismith Memorial Basketball Hall of Fame. The award recognizes the top centers in men's college basketball.

**SEC PLAYER OF THE WEEK (Nov .20, 2018)****2018-19 PRESEASON FIRST TEAM ALL-SEC**

- Media and Coaches

**2017-18 SEC ALL-FRESHMAN TEAM**

- Was 3x SEC Freshman of the Week

**THE 2019 NBA MOCK DRAFTS**

- Is projected to be a NBA Lottery pick in the 2019 draft, including (as of Oct. 20, 2018):

- 7th by NBC Sports
- 8th by Sports Illustrated
- 8th by CBS Sports
- 8th by BustingBrackets.com
- 9th by Forbes
- 10th by ESPN
- 10th by NBADraft.net
- 11th by Draftsite.com
- 13th by BleacherReport.com
- 14th by SBNation.com

**HOW HE SPENT HIS SUMMER**

- Invited to participate in the Nike Basketball Academy in Los Angeles. The annual developmental camp allowed 25 highly-touted college basketball players the opportunity to learn and train with current and past NBA superstars through a series of off-court workouts, drills, film sessions and 5-on-5 competition.



*"Arkansas has a great player in Daniel Gafford, who very well could end up being the SEC Player of the Year."*

- Jay Bilas  
ESPN Analyst



**MISCELLANEOUS STATS**
**Double-Figure Scoring Games**

Player	16-17	17-18	18-19	Career
Gafford	NA	22	8	30
Joe	NA	NA	8	8
Jones	NA	NA	7	7
Bailey	1	3	5	9
Harris	2	NA	3	5
Embery-Simpson	NA	NA	1	1
Reggie Chaney	NA	NA	1	1

**20+ Point Scoring Games**

Player	16-17	17-18	18-19	Career
Gafford	NA	2	4	6
Bailey	0	0	1	1
Jones	NA	NA	1	1
Joe	NA	NA	1	1

**30+ Point Scoring Games**

Player	16-17	17-18	18-19	Career
Joe	NA	NA	1	1

**3+ Three-Pointers in a Game**

Player	16-17	17-18	18-19	Career
Joe	NA	NA	6	6
Jones	NA	NA	4	4
Embery-Simpson	NA	NA	1	1

**5+ Three-Pointers in a Game**

Player	16-17	17-18	18-19	Career
Joe	NA	NA	3	3
Jones	NA	NA	1	1

**Double Figure Rebounding Games**

Player	16-17	17-18	18-19	Career
Gafford	NA	4	3	7
Jones	NA	NA	1	1

**Double Figure Assists Games**

Player	16-17	17-18	18-19	Career
Harris	0	NA	3	3

**Double-Doubles**

Player	16-17	17-18	18-19	Career
Gafford	NA	3	3	6
Harris	0	NA	1	1
Jones	NA	NA	1	1

**5+ Assist Games**

Player	16-17	17-18	18-19	Career
Harris	1	NA	5	6
Jones	NA	NA	1	1

**3+ Steals in a Game**

Player	16-17	17-18	18-19	Career
Joe	NA	NA	2	2
Bailey	0	1	2	3
Gafford	NA	1	0	1
Jones	NA	NA	1	1
Harris	2	NA	1	3
Embery-Simpson	NA	NA	1	1

**3+ Blocks in a Game**

Player	16-17	17-18	18-19	Career
Gafford	NA	13	3	16
Bailey	0	1	2	2

**Sustained Success, Elite SEC Company**

- The Razorbacks are one of two teams in the league to finish .500 or better in SEC play each of the last six years.

**Arkansas Helps SEC Boast**

- Heading into this season, the SEC boasts that **(1)** a record eight teams played in the NCAA Tournament last season, **(2)** the league held a 6-4 edge in the Big 12/SEC Challenge and **(3)** four teams have recruiting classes that ranked among the nation's top 25. Arkansas played its part in all accounts.
  - (1)** Arkansas reached the NCAA for the second straight year – the third time in the last four years – and played in the postseason for the fourth time in the last five years.
  - (2)** Arkansas defeated Oklahoma State, 66-65, in the 2018 Big 12/SEC Challenge.
  - (3)** Arkansas' incoming freshman class was ranked 25th in the nation by ESPN.com.

**Gafford Preseason All-SEC; Hogs Picked 10th**

- Daniel Gafford was named to the SEC Men's Basketball Preseason All-Conference first team, as selected by a panel of both league and national media members.
- The Razorbacks, one of a league-record eight teams to play in the NCAA Tournament last season, were picked 10th in the preseason poll.
- The good news for Razorback fans is that Arkansas has exceeded the preseason polls in each of the last five years.

YEAR	PRESEASON	FINISH	Record • SEC
2013-14	8th	5th	22-12 • 10-8
2014-15	3rd	2nd	27-9 • 13-8
2015-16	1th	t-8th	16-16 • 9-9
2016-17	5th	t-3rd	26-10 • 12-6
2017-18	6th	t-4th	23-12 • 10-8
2018-19	10th	??	--

**Arkansas is Not Just Young, But Inexperienced Too**

- Arkansas is not only one of the youngest teams in the nation, but also one of the most inexperienced.

TEAMS WITH NO SENIORS	MOST FR/SO ON SCHOLARSHIP	FEWEST UPPERCLASSMEN ON SCHOLARSHIP
<b>ARKANSAS</b> Seattle Mount St. Mary's Univ. Cal Northridge Duquesne, North Florida Virginia, Cal, UT Arlington	12 - Duquesne <b>11 - ARKANSAS</b>	<b>1 - ARKANSAS</b> 1 - Duquesne 1 - Mount St. Mary's Univ.

**MOST SCHOLARSHIP NEWCOMERS FEWEST RETURNING SCHOLARSHIP PLAYERS**

MOST SCHOLARSHIP NEWCOMERS	FEWEST RETURNING SCHOLARSHIP PLAYERS
13 - Detroit Mercy 12 - FAU 12 - Seattle 12 - UT Arlington 11 - Missouri State 11 - Duquesne 10 - Mount St. Mary's Univ 10 - Belmont 10 - New Mexico <b>9 - ARKANSAS</b> 9 - Pepperdine 9 - MTSU	1 - Chattanooga 2 - Duquesne 2 - Drake <b>3 - ARKANSAS</b> 3 - USF 3 - MTSU 3 - Missouri State 3 - Mount Saint Mary's Univ. 3 - UTA 3 - Detroit Mercy 3 - FAU 3 - UT Arlington

*"We have a bunch of piglets but they are starting to develop teeth. Best thing about piglets is they grow up to be Hogs."*

- Mike Anderson  
Arkansas Head Basketball Coach

**Slam Dunk**

- The Razorbacks threw down 10 dunks in the win over Montana State - the second-best, single-game total in the Mike Anderson era. Arkansas added nine versus FIU.
- Arkansas has 46 dunks in eight games this season, an average of 5.9 per game.

**MOST SEC WINS IN THE...**

LAST 2 YEARS	LAST 3 YEARS	LAST 4 YEARS	LAST 5 YEARS	LAST 6 YEARS
2017-18	2016-18	2015-18	2014-18	2013-18
1. Kentucky 26	1. Kentucky 39	1. Kentucky 57	1. Kentucky 69	1. Kentucky 81
2. Florida 25	2. Florida 34	2. ARKANSAS 44	2. Florida 60	2. Florida 74
3. ARKANSAS 22	3. ARKANSAS 31	3. Florida 42	3. ARKANSAS 54	3. ARKANSAS 64
4. Tennessee 21	4. South Carolina 30	4. Texas A&M 41	4. Texas A&M 49	4. Georgia 58
5. Auburn 20	Texas A&M 30	5. Georgia 37	Georgia 49	5. Ole Miss 57
6. South Carolina 19	6. Tennessee 27	6. South Carolina 36	6. Ole Miss 45	6. Texas A&M 56
7. Alabama 18	Vanderbilt 27	Vanderbilt 36	Tennessee 45	Tennessee 56
8. Texas A&M 17	8. Alabama 26	Ole Miss 36	8. Vanderbilt 43	8. Alabama 53
9. Georgia 16	Georgia 26	9. Tennessee 34	9. South Carolina 41	9. Vanderbilt 51
Vanderbilt 16	10. Auburn 25	Alabama 34	Alabama 41	10. LSU 50
11. Ole Miss 15	Ole Miss 25	11. LSU 32	LSU 41	11. South Carolina 45
Miss. State 15	12. Miss. State 22	12. Auburn 29	12. Auburn 35	12. Auburn 38
13. Missouri 12	13. LSU 21	13. Miss. State 28	13. Miss. State 31	Missouri 38
14. LSU 10	14. Missouri 15	14. Missouri 18	14. Missouri 27	14. Miss. State 35

Arkansas' 124 dunks in 2017-18 (3.5 per game) were the most of the Mike Anderson era. The only other Arkansas team to reach 100 dunks in a season was the 2014-15 team who totaled exactly 100 dunks.

## Percentages Not in Returners Favor

With three returning players, the 10 newcomers will be counted on heavily to fill several roles.

	Returning	Lost
Scoring .....	576 / 20.4%	2243 / 79.6%
• 3-Pointers Made .....	2 / 0.1%	267 / 99.9%
• FT Made .....	108 / 20.0%	432 / 80.0%
Rebounding .....	327 / 27.1%	880 / 72.9%
Assists .....	49 / 9.8%	452 / 90.2%
Blocked Shots .....	97 / 59.5%	66 / 40.5%
Steals .....	38 / 17.4%	180 / 82.6%

## Anderson's Teams Take Care of the Ball

In each of the last six years, Arkansas basketball has ranked first or second in the SEC in assist-to-turnover ratio.

### - SEC RANK IN ASSIST-TO-TURNOVER RATIO

• 2nd (1.31) 2017-18	• 2nd (1.17) 2016-17
• 1st (1.46) 2015-16	• 2nd (1.35) 2014-15
• 1st (15.3) 2013-14	• 2nd (14.8) 2012-13

Also, in Anderson's first five years, Arkansas led the SEC in turnover margin. The Razorbacks' turnover margin last season was 3.1 (same as their league-leading ratio from 2015-16 season), but it was only good for third last season.

### - SEC RANK IN TURNOVER MARGIN

• 1st (3.1) 2015-16	• 1st (3.8) 2014-15
• 1st (5.5) 2013-14	• 1st (5.9) 2012-13
• 1st (3.3) 2011-12	

## Gafford on Both Ends of the Floor Last Season

- Daniel Gafford had 76 blocked shots and recorded 75 dunks last season.
- He ranked 22nd nationally and second in the SEC with his 76 rejections.
- He threw down a school-record 75 dunks, which was more than six SEC teams last season and just two dunks behind Missouri, which finished the season with 77.

## No Place Like Home, Especially SEC Saturdays

- In the eight years of the Mike Anderson era, Arkansas has 115 home wins, sixth-most in the NCAA over the span.
- For the second straight year, Arkansas will play five Saturday games in Bud Walton Arena, including each of the Razorbacks' last four home games of the regular season.
- Arkansas is an impressive 25-5 in Saturday SEC home games under head coach Mike Anderson, including a streak of nine consecutive wins.

## Familiar Foe in the Big 12/SEC Challenge

- Arkansas will travel to Lubbock, Texas to play in the Big 12/SEC Challenge versus Texas Tech, which reached the Elite 8 last season before falling to eventual national champion, Villanova.
- In the 78 previous meetings with the Red Raiders, Arkansas and Texas Tech are all square at 39-39.
- The last time the teams met, which was in the 2016 edition of the Big 12/SEC Challenge, the Razorbacks won, 75-68, in overtime. Arkansas has won five of the last six in the series with Texas Tech and 11 of the last 15.
- Arkansas will be playing in its fifth consecutive Big 12/SEC Challenge. The Razorbacks are 2-2 in the Big 12/SEC Challenge with wins over Texas Tech (2016) and Oklahoma State (2018). Arkansas lost at Iowa State (2015) and at Oklahoma State (2017).

## Rare Trips for ACC & Big Ten to Bud Walton

- When Indiana came to Bud Walton Arena on Nov. 18 and it was just the fourth time a team from the Big Ten played in Fayetteville. Arkansas is now 4-0 versus a member of the Big 10 at home and 3-0 in Bud Walton Arena, including a 95-79 victory over 14th-ranked Minnesota last season. (Then #20 Michigan is the only other Big 10 member to come to Bud Walton Arena with the Hogs winning 66-64 on Jan. 21, 2012.) Overall, Arkansas has faced a member of the Big 10 34 times and trail in those games, 14-20. Over the 34 previous meeting with a Big 10 member, 24 have been at neutral sites (Arkansas trails 11-13).
- An ACC team (Georgia Tech) is coming to Fayetteville for just the seventh time and first time since Nov. 19, 2014 when Arkansas defeated Wake Forest, 83-53. Arkansas is 4-2 versus ACC members in games played in Fayetteville and 2-1 versus ACC members in games played in Bud Walton Arena. Overall, Arkansas has played a member of the ACC 39 previous times (Arkansas trails in such games 15-24) with 25 of those encounters coming at neutral sites (Arkansas trails 10-15).

## Anderson Honored by Brandon Burlsworth Foundation

- This past August, University of Arkansas head basketball coach Mike Anderson was honored at the annual Brandon Burlsworth Foundation Legends Dinner. Anderson is the ninth Legend the Burlsworth Foundation has honored.
- "The Legends Dinner recognizes a person each year who has made great contributions to our state," said Marty Burlsworth, Chairman/CEO and Founder of the Brandon Burlsworth Foundation. "Coach Anderson has a long history with the University and the state of Arkansas, so it was an easy choice for our board of directors to honor him in this way."
- Anderson is one of four Division I coaches with 15-plus years of head coaching experience and has never experienced a losing season while being the only coach to accomplish the feat at three different programs. In his first 16 years of being a head coach, Anderson has led his teams to 11 postseason berths, including nine NCAA Tournament appearances, and posted 11, 20-win seasons.
- While his on-court success is evident, Coach Anderson is equally a champion in the community. He created his own Mike Anderson Foundation, which provides funding for programs focused on preventative health care education and assists organizations that offer nutritional support for children. Anderson is active with the Yvonne Richardson Center and Samaritan's Feet. Also, each year at the annual Red-White Game, fans get in free with a canned food item, which helps support the Northwest Arkansas Food Bank. In fact, Anderson has done similar food drives as the head coach at Missouri and UAB as well as assist with Special Olympics at all three stops.

## • ABOUT ARKANSAS •

### ABOUT ARKANSAS

Location .....	Fayetteville, Ark.
Enrollment .....	27,558
Founded .....	1871
Colors .....	Cardinal (PMS 201) and White
Nickname .....	Razorbacks
Conference .....	Southeastern (SEC)
Arena (Capacity) .....	Bud Walton Arena (19,200)

### ADMINISTRATION

System President .....	Dr. Donald R. Bobbitt
Chancellor .....	Dr. Joseph E. Steinmetz
Athletic Director .....	Hunter Yurachek
Faculty Representative .....	Gerald Jordan

### COMMUNICATIONS

Basketball SID .....	Mike Cawood
Email .....	tmcaewood@uark.edu
Cell Phone .....	479-236-2090
Office Phone .....	479-575-3114
Office Fax .....	479-575-7481
Athletic Website .....	ArkansasRazorbacks.com
Arkansas Ticket Office .....	479-575-5151

### HISTORY

First Year .....	1923-24
Seasons .....	96th
Overall Conference Championships .....	24 (2 SEC, 22 SWC)
SEC Overall Championships .....	2 (1992, 1994)
SEC Division Championships .....	4 (1992, 1993, 1994, 1995)
SEC Tournament Championships .....	1 (2000)
NCAA Tournament Appearances .....	33*
National Championships .....	1 (1994)
National Runner-Up .....	1 (1995)
NCAA Final Fours .....	6 (1941, 1945, 1978, 1990, 1994, 1995)
NCAA Elite Eight .....	10
NCAA Sweet 16 .....	10
NIT Record (App.) .....	5-4 (3)

\* - Arkansas received a bid in 1944 but was unable to participate due to a car accident. Total number of bids is 33 and total number of appearances is 32.

## Mike'd Up Radio Show

- Featuring Mike Anderson and Chuck Barrett
- Live 7-8 pm at Sassy's BBQ

- Remaining shows at Sassy's BBQ and Grille Steamboat Drive off Wedington
- Reservations, call 479-435-6996
- Monday, Dec. 17

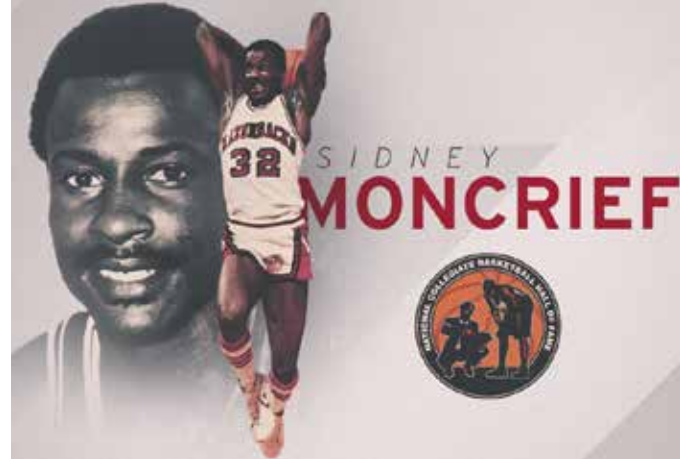
- Last six shows at Sassy's Red House College Avenue
- Reservations, call 479-856-6966
- Monday, Jan. 7
- Monday, Jan. 21
- Monday, Jan. 28
- Monday, Feb. 4
- Monday, Feb. 18
- Monday, Mar. 4

**• MIKE ANDERSON RECORD BREAKDOWN •**

<b>Overall:</b>	<b>357-186 (.657)</b>
Home:	243-41
Away:	64-104
Neutral:	50-41
<b>At Arkansas:</b>	<b>157-88 (.641)</b>
Home:	115-18
Away:	25-50
Neutral:	17-20
<b>Against Ranked Teams:</b>	<b>29-55</b>
at Arkansas:	13-21
Home:	18-14, 10-5 at Arkansas
Away:	4-27, 2-9 at Arkansas
Neutral:	6-14, 0-7 at Arkansas
<b>One-Possession Games:</b>	<b>46-39</b>
at Arkansas:	22-17
Home:	23-9, 13-4 at Arkansas
Away:	15-21, 6-8 at Arkansas
Neutral:	8-9, 3-5 at Arkansas
<b>Decided by 5 Pts / Less:</b>	<b>69-61</b>
at Arkansas:	36-24
Home:	33-15, 19-5 at Arkansas
Away:	26-33, 13-14 at Arkansas
Neutral:	10-13, 4-5 at Arkansas
<b>In Overtime Games:</b>	<b>12-12</b>
at Arkansas:	8-7
Home:	9-1, 6-1 at Arkansas
Away:	3-8, 2-4 at Arkansas
Neutral:	0-3, 0-2 at Arkansas
<b>Conference Games:</b>	<b>155-111</b>
at Arkansas:	70-54
Home:	101-32, 47-15 at Arkansas
Away:	54-79, 23-39 at Arkansas
<b>Scoring Below 50 Points:</b>	<b>0-4</b>
at Arkansas:	0-2
Home:	0-0, 0-0 at Arkansas
Away:	0-4, 0-2 at Arkansas
Neutral:	0-0, 0-0 at Arkansas
<b>Scoring 50-59 Points:</b>	<b>5-27</b>
at Arkansas:	3-13
Home:	2-6, 2-2 at Arkansas
Away:	1-16, 0-10 at Arkansas
Neutral:	2-5, 1-1 at Arkansas
<b>Scoring 60-69 Points:</b>	<b>43-69</b>
at Arkansas:	17-36
Home:	21-13, 11-4 at Arkansas
Away:	15-38, 4-21 at Arkansas
Neutral:	7-18, 2-11 at Arkansas
<b>Scoring 70-79 Points:</b>	<b>95-59</b>
at Arkansas:	43-26
Home:	56-15, 26-7 at Arkansas
Away:	26-29, 12-12 at Arkansas
Neutral:	13-15, 5-7 at Arkansas
<b>Scoring 80-89 Points:</b>	<b>121-24</b>
at Arkansas:	46-10
Home:	87-7, 37-5 at Arkansas
Away:	15-14, 4-4 at Arkansas
Neutral:	19-3, 5-1 at Arkansas
<b>Scoring 90-99 Points:</b>	<b>67-1</b>
at Arkansas:	35-0
Home:	59-0, 30-0 at Arkansas
Away:	3-1, 1-0 at Arkansas
Neutral:	3-0, 2-0 at Arkansas
<b>Scoring 100 or More Points:</b>	<b>24-1</b>
at Arkansas:	11-0
Home:	18-0, 9-0 at Arkansas
Away:	1-1, 1-0 at Arkansas
Neutral:	5-0, 1-0 at Arkansas

**Moncrief Enshrined in Hall of Fame; Joins Richardson and Sutton in Hall**

- Last March, Arkansas legend Sidney Moncrief was elected to the National Collegiate Basketball Hall of Fame Class of 2018. The ceremony was **Sunday, Nov. 18** in Kansas City. Others being inducted into the class are Arizona's Sean Elliott, Houston's Otis Birdsong, North Carolina's Sam Perkins, Morgan State's Marvin Webster and USC's Paul Westphal will join former Charleston coach John Kresse and former Oregon Tech coach Danny Miles.
- Moncrief becomes the third Razorback to be inducted into the National Collegiate Basketball Hall of Fame, joining his former coach Eddie Sutton who was selected in 2011 and Nolan Richardson who entered in 2008. All three Arkansas legends have a banner hanging in the rafters of Bud Walton Arena.
- One of the Arkansas' famed "Triplets", Moncrief ended his career as Arkansas's leader in scoring (he ranks second now behind Todd Day) with 2,066 points from 1976-79. He poured in 600-plus points each of his last two years in Fayetteville, one of just four Razorbacks to score more than 600 points during two separate seasons.
- Moncrief helped lead Arkansas to two Elite Eight appearances and the 1978 Final Four, when the Razorbacks recorded Arkansas' first of five total 30-win seasons in program history, going 32-4 overall. A 14-time All-American, Moncrief's name is scattered all through Arkansas' record book and he was named All-Southwest Conference his last three years as a Razorback, while being named to the 1978 NCAA Tournament All-Regional West Team and to the 1979 All-Regional Midwest Team.
- Moncrief was drafted fifth overall in the 1979 NBA Draft to the Milwaukee Bucks, where he spent his first 11 NBA seasons, before finishing his career in Atlanta in 1990-91. The Little Rock native was just the second Razorback in school history to be selected in the first round of the NBA Draft and remains as the only player to be taken in the top five. While in Milwaukee, Moncrief earned All-NBA first team honors once (1983) and second team honors four times (1982-85 and 1986). The five-time All-Star was also named to the NBA's All-Defensive first team four years (1983-86) and second team in 1982, along with earning NBA Defensive Player of the Year honors two seasons (1982-83 and 1983-84). During his 12-year NBA career, Moncrief averaged 15.6 points, 4.7 rebounds and 3.6 assists per game.



**Arkansas Signs Justice Hill**

- Arkansas men's head basketball coach Mike Anderson announced Justice Hill signed a National Letter of Intent.
- "Obviously, we are very excited to have Justice join our family," Anderson said. "He committed to us as a freshman and has continued to grow both as a player and a person. He is an excellent student and athlete who comes from an outstanding family. Justice possesses good court vision, has really good basketball instincts and is athletic. He will be a perfect fit for our 'FASTEST40' style of play."

**Justice Hill  
5-11, 170, G**

**Little Rock, Ark. (Little Rock Christian Academy)**

- Rated the #3 overall prospect in Arkansas and #36-best point guard in the nation by 247Sports.com ... Also a three-star recruit by Rivals.com, which has him as the 48th-best point guard in the nation.
- Named to the 2018 5A All-State basketball team as a junior as he averaged 19.5 points, six assists, four steals and four rebounds ... As a sophomore, averaged 15 points, four rebounds, three assist and two steals.
- Played summer ball with the Arkansas Hawks, teaming with current Razorbacks Isaiah Joe, Desi Sills and Ethan Henderson.
- Son of Dr. Fitz Hill, who was an assistant football coach at Arkansas under Jack Crowe, Danny Ford and Houston Nutt from 1992-2000 and went on to be the head coach at San Jose State (2001-04).
- Has been committed to Arkansas since his freshman year of high school.
- A standout quarterback for the Little Rock Christian football team and received several FBS football scholarship offers as well ... Passed for 3,034 yards with 37 touchdowns and 4 interceptions and rushed for 1,000 yards and 21 touchdowns ... In the playoffs, accounted for seven touchdowns in the both the quarterfinals and semifinals ... **Was the game MVP in leading the Warriors to their first state championship** beating four-time defending champion Pulaski Academy ... In the title game, accounted for 330 yards and four touchdowns, including two passing and two rushing ... Completed 12-of-25 passes for 218 yards ... On the ground, he had 112 yards on 15 carries.
- Finished second in the 2018 5A state championship in the high jump (6-2) and placed fifth at the state meet in the long jump (21-1.75).
- High school head coach is Clarence Finley ... Arkansas Hawks AAU coach is Bill Ingram.





## • THE LAST TIME •

### POINTS »

- Scored 100+ : 12/01/18 - 121 vs. FIU
- Scored 100+ in an SEC game: 02/10/15 - 101 vs. Auburn
- Scored fewer than 50: 02/09/16 - 46 at Mississippi State

### Overtime Games »

- Played in an OT game: 11/09/18 vs Texas, L, 73-71 (OT)
- Played in a 2OT game: 01/23/18 at Georgia, W, 80-77 (2 OT)
- Played in a 3OT game: 02/09/80 vs. Houston, L, 90-84 (3 OT)

### Versus Top-25 opponents »

- Beat an AP Top 25 team: 03/09/18 vs. No. 23 Florida, W, 80-72
- Beat an AP Top 20 team: 02/27/18 vs. No. 14 Auburn, W, 91-82
- Beat an AP Top 15 team: 02/27/18 vs. No. 14 Auburn, W, 91-82
- Beat an AP Top 10 team: 01/27/16 vs. No. 5 Texas A&M, W, 74-71
- Beat an AP Top 5 team: 01/27/16 vs. No. 5 Texas A&M, W, 74-71

### Versus Top-25 opponents on the road »

- Beat an AP Top 25 team on road: 02/15/17 at No. 21 South Carolina, W, 83-76
- Beat an AP Top 5 team on road: 02/09/94 at No. 4 Kentucky, W, 90-82

### Double-Doubles »

- Two players in same game: 12/01/18 vs. FIU
- Daniel Gafford (23 pts, 12 rebs) and Mason Jones (19 pts, 19 rebs)

### 3-Point Shooting »

- 10+ 3FGM in a game: 12/05/18 - 14 at Colorado State
- 15+ 3FGM in a game: 01/09/16 - 16 vs. Mississippi State

### At the Charity Stripe »

- Attempted 40+ FT in a game: 11/23/18 - 46 vs. UTA
- MADE 20+ FT in a game: 12/01/18 - 24 (of 39) vs. FIU
- MADE 30+ FT in a game: 11/23/18 - 34 vs. UTA

### ASSISTS »

- Had 20+ assists: 11/21/18 - 20 vs. Texas
- Had 25+ assists: 12/05/18 - 28 vs. Colorado State
- Had 20+ assists in back-to-back games: 12/01/18 (27 vs. FIU)
- 12/05/17 (29 vs. Montana State)
- Had 2 players with 5+ assists: 12/01/18 vs. FIU
- Jalen Harris - 10, Desi Sills - 6
- Had 3 players with 5+ assists: 11/21/18 vs. Montana State
- Jalen Harris - 11, Isaiah Joe - 5, Desi Sills - 5

### Points »

- Scored 30-39 points in a game: by Isaiah Joe - 12/01/18 (34) vs. FIU
- Scored 40-49 points in a game: by Todd Day - 01/11/92 (43) vs. LSU
- Scored 50+ points in a game: by Rotnei Clarke - 11/13/09 (51) vs. Alcorn State

### Double-Doubles »

- Points/Rebounds: 12/01/18 vs. FIU
- 23 pts & 12 rebs by Daniel Gafford AND 19 pts & 10 rebs by Mason Jones
- Points/Assists: 11/21/18 vs. Montana State
- 11 pts and 11 asts by Jalen Harris

### Rebounds »

- Had 15+ rebounds in a game: by Bobby Portis - 03/07/15 (15) vs. LSU
- Had 20+ rebounds in a game: by Nick Davis - 11/21/97 (23) vs. Jackson State

### Three-Point Shooting »

- 5+ 3FGM in a game: by Isaiah Joe - 12/01/18 (10 / 13 att) vs. FIU

### AT THE CHARITY STRIPE »

- 10+ FTA in a game: by Daniel Gafford - 11/23/18 (10 / 9-of-10) vs. UTA
- 10+ FTM in a game: by Daryl Macon - 02/06/18 (12 / of 13) vs. South Carolina

### Assists »

- 5+ assists in a game: by Jalen Harris - 11/23/18 (6) vs. UTA
- Consecutive 5+ assists games: by Jalen Harris - 12/05/18 (12) at Colo. St.
- 12/08/18 (7) vs. Western Kentucky
- Five straight 5+ assists games: by Jalen Harris 11/21/18 (11) vs. Montana St.
- 11/23/18 (6) vs. UTA
- 12/01/18 (10) vs. FIU
- 12/05/18 (12) at Colorado State
- 12/08/18 (7) vs. Western Kentucky
- 10+ assists in a game: by Jalen Harris - 12/05/18 (12) at Colorado State
- Consecutive 10+ assists games: by Jalen Harris - 12/01/18 (10) vs FIU
- 12/05/18 (12) at Colorado State

### Blocks »

- Had 3+ blocks in a game: by Gafford & Bailey - 12/01/18 - (4) vs. FIU
- Had 5+ blocks in a game: by Daniel Gafford - 02/27/18 - (7) vs. Auburn

### Steals »

- Had 5+ steals in a game: 11/21/18 - 5 by Isaiah Joe vs. Montana State
- Had consecutive 5+ steal games: 01/01/06 - by Ronnie Brewer (5) vs. W. Illinois
- 01/07/06 (5) vs. Mississippi State

## • RAZORBACK/IMG SPORTS NETWORK RADIO AFFILIATES •

Batesville (Games)  
Batesville (Coaches Show)  
Camden (Games)  
Camden (Coaches Show)  
Crossett  
Crossett  
De Queen  
DeWitt  
El Dorado  
Fayetteville  
Fayetteville (Games)  
Fayetteville

KWOZ-FM 103.3  
KBTA-AM 1340  
KAMD-FM 97.1  
KCXY-FM 95.3  
KAGH-AM 800  
KAGH-FM 104.9  
KDQN-FM 92.1  
KDEW-FM 97.3  
KAGL-FM 93.3  
KOSM-FM 92.1  
KYNG-AM 1500  
KAKS-FM 99.5  
Fayetteville  
Fayetteville  
Fayetteville  
Forrest City  
Fort Smith  
Glenwood  
Glenwood  
Hot Springs/Mena  
Jonesboro  
Little Rock  
Magnolia  
Marshall

KUOA-AM 1290  
KUOA-FM 95.3  
KBVA-FM HD3 106.5  
KBFC-FM 93.5  
KERX-FM 95.3  
KHGZ-AM 670  
KHGZ-FM 98.9  
KTG FM 96.3  
KEGI-FM 100.5  
KABZ-FM 103.7  
KZHE-FM 100.5  
KBCN-FM 104.3  
Mena  
Mena / Hot Springs  
Monett, Mo.  
Monticello  
Morrliton  
Mountain Home  
Ozark  
Ozark  
Searcy  
Texarkana, Texas  
Wynne

KENA-FM 104.1  
KTTG-FM 96.3  
KKBL-FM 95.9  
KGPO-FM 99.9  
KCON-FM 99.3  
KOMT-FM 93.5  
KDYN-AM 1540  
KDYN-FM 96.7  
KRZS-FM 99.1  
KKTK-AM 1400  
KWYN-FM 92.5

**• 2018-19 RECORD BREAKDOWN •**
**RECORD BREAKDOWN**

At Home (Bud Walton Arena)	5-1
On The Road	1-0
Neutral	0-1
White Uniforms	5-1
Cardinal Uniforms	1-0
Anthracite Uniforms	0-0
Cardinal/Camo Armed Forces Classic Uni	0-1

**GENERAL**

When Arkansas controls the tip	3-2
When opponent controls the tip	3-0
When Arkansas scores first	4-2
When opponent scores first	2-0

**LEADS AND DEFICITS**

Leading at the half - home	5-1
Leading at the half - road/neutral	1-0
Tied at the half - home	0-0
Tied at the half - road/neutral	0-0
Trailing at the half - home	0-0
Trailing at the half - road/neutral	0-1
Games decided by 5 points or fewer	1-2
Games decided by 10 points or fewer	1-2
Leading with 5:00 left in regulation	5-1
Leading with 2:00 left in regulation	6-1
Overtime games	0-1

**OFFENSE**

Scoring less than 70 points	0-0
Scoring 70-79 points	2-2
Scoring 80-89 points	1-0
Scoring 90-99 points	2-0
Scoring 100+ points	1-0
2 Players Or Less in Double Figures	0-0
3 Players in Double Figures	1-0
4 Players in Double Figures	3-2
5 Players in Double Figures	1-0
6 Players in Double Figures	1-0
7 Players in Double Figures	0-0
1 Player Scores 20+ Points	1-1
2 Players Score 20+ Points	2-0
When shooting 50 percent or higher	3-0
When shooting less than 50 percent	3-2

**REBOUNDING/TURNOVERS**

When out-rebounding opponent	3-0
When out-rebounded	3-2
When rebounds are even	0-0
When grabbing 10+ offensive reb	4-1
When forcing 15+ turnovers	4-0
When committing less than 15 turnovers	4-0
When committing 15+ turnovers	2-2

**When Top Scorer Is (Includes Ties)**

Daniel Gafford	Season: 2-1	Career: 6-2
Mason Jones	Season: 3-0	Career: 3-0
Isaiah Joe	Season: 1-1	Career: 1-1

**When Top Rebounder Is (Includes Ties)**

Daniel Gafford	Season: 4-2	Career: 18-7
Adrio Bailey	Season: 0-0	Career: 1-0
Mason Jones	Season: 1-0	Career: 1-0
Reggie Chaney	Season: 1-0	Career: 1-0

**Months**

In November	4-1
In December	2-1
In January	0-0
In February	0-0
In March	0-0

# #DUNKPALACE

**DUNKS BY PLAYER CAREER '18-19**

Daniel Gafford	102	27
Adrio Bailey	27	6
Jalen Harris	5	5
Reggie Chaney	5	5
Isaiah Joe	1	1
Gabe Osabuohien	4	1
Desi Sills	1	1
<b>TOTALS</b>	<b>146</b>	<b>46</b>

**MOST DUNKS IN A HALF 2018-19**

6	1st	Montana State (11/21/18)
5	2nd	FIU (12/01/18)

**RECORD BY DUNKS 2018-19**

5+ Dunks	5-0
4+ Dunks	0-1
2+ Dunks	1-0
1 Dunk	0-0
Held Without a Dunk	0-0

**• DUNKS IN A GAME •  
(ANDERSON ERA)**

Dunks	Opponent	Year
12	Samford	2017-18
<b>10</b>	<b>MONTANA STATE</b>	<b>2018-19</b>
<b>9</b>	<b>FIU</b>	<b>2018-19</b>
8	Auburn	2017-18
8	Mississippi State	2012-13
7	Troy	2017-18
7	Fresno State	2017-18
7	Minnesota	2012-13
7	Alabama A&M	2012-13
7	Northwestern State	2015-16
7	Northwestern State	2014-15
7	Vanderbilt	2014-15

**MOST DUNKS IN THE SEC 2018-19  
(as of DEC. 6, 2018)**

Auburn	55	9 games
<b>ARKANSAS</b>	<b>46</b>	<b>8 GAMES</b>
LSU	46	10 games
Kentucky	40	9 games
Vanderbilt	38	8 games
Mississippi State	38	9 games
Texas A&M	35	8 games
Georgia	34	8 games
Tennessee	28	8 games
<b>DANIEL GAFFORD</b>	<b>27</b>	<b>8 games</b>
Alabama	24	9 games
Ole Miss	23	9 games
Florida	19	9 games
Missouri	10	9 games
South Carolina	18	9 games

**46 DUNKS IN 8 GAMES (5.8 avg)**


*Of Gafford's career 222 field goals made, 46.0 percent (102 total) have been dunks.*



**Daniel Gafford has more dunks  
than FIVE SEC teams »**



## 2018-19 SEC STANDINGS

THROUGH WEDNESDAY - DEC 13



	SEC	PCT.	HOME	AWAY	OVERALL	PCT.	HOME	ROAD	NEUTRAL	STRK
Auburn	0-0	.000	0-0	0-0	8-1	.889	6-0	0-0	2-1	W4
Mississippi State	0-0	.000	0-0	0-0	8-1	.889	5-0	1-0	2-1	W5
Tennessee	0-0	.000	0-0	0-0	7-1	.875	5-0	0-0	2-1	W3
Kentucky	0-0	.000	0-0	0-0	7-2	.778	7-0	0-0	0-2	L1
Ole Miss	0-0	.000	0-0	0-0	7-2	.778	4-0	0-1	2-1	W4
Arkansas	0-0	.000	0-0	0-0	6-2	.750	5-1	1-0	0-1	L1
Vanderbilt	0-0	.000	0-0	0-0	6-2	.750	5-1	1-0	0-1	W1
LSU	0-0	.000	0-0	0-0	7-3	.700	6-0	0-1	1-2	L1
Alabama	0-0	.000	0-0	0-0	6-3	.667	4-1	0-1	2-1	W1
Missouri	0-0	.000	0-0	0-0	6-3	.667	4-1	0-1	2-1	W3
Florida	0-0	.000	0-0	0-0	5-4	.556	3-1	0-1	2-2	L1
Georgia	0-0	.000	0-0	0-0	5-3	.625	4-0	0-1	1-2	W2
South Carolina	0-0	.000	0-0	0-0	4-5	.444	3-2	0-2	1-1	L2
Texas A&M	0-0	.000	0-0	0-0	3-4	.429	3-1	0-1	0-2	W2

## AP (12/10)

1	Kansas (57)	8-0	1583
2	Duke (4)	9-1	1454
3	<b>Tennessee (1)</b>	<b>7-1</b>	<b>1421</b>
4	Gonzaga (1)	9-1	1412
5	Michigan (1)	10-0	1398
6	Virginia (1)	9-0	1384
7	Nevada	10-0	1283
8	<b>Auburn</b>	<b>8-1</b>	<b>1151</b>
9	Michigan State	8-2	1066
10	Florida State	8-1	991
11	<b>Texas Tech</b>	<b>8-0</b>	<b>914</b>
12	North Carolina	7-2	890
13	Virginia Tech	8-1	833
14	Buffalo	9-0	664
15	Ohio State	8-1	621
16	Wisconsin	8-2	599
17	Villanova	8-2	532
18	<b>Mississippi State</b>	<b>8-1</b>	<b>441</b>
19	<b>Kentucky</b>	<b>7-2</b>	<b>385</b>
20	Arizona State	7-1	351
21	Marquette	8-2	281
22	Iowa	7-2	208
23	Furman	10-0	189
24	Houston	8-0	173
25	Syracuse	7-2	118

RECEIVING VOTES: Nebraska 115, Maryland 105, Oklahoma 82, Cincinnati 73, St. John's 57, Purdue 40, NC State 26, Iowa State 19, TCU 13, San Francisco 5, UCLA 3, Minnesota 2, Butler 2, Davidson 1, **Florida 1**, NJIT 1, Seton Hall 1, **Texas 1**.

## USA TODAY COACHES (12/10)

1	Kansas (26)	8-0	791
2	Duke (1)	9-1	711
3	Virginia (1)	9-0	710
4	<b>Tennessee</b>	<b>7-1</b>	<b>696</b>
5	Michigan (3)	10-0	694
6	Gonzaga (1)	9-1	693
7	Nevada	10-0	605
8	<b>Auburn</b>	<b>8-1</b>	<b>549</b>
9	Michigan State	8-2	538
10	Florida State	8-1	472
11	<b>Texas Tech</b>	<b>8-0</b>	<b>463</b>
12	North Carolina	7-2	446
13	Virginia Tech	8-1	427
14	Ohio State	8-1	350
15	Buffalo	9-0	306
16	Villanova	8-2	238
17	<b>Mississippi State</b>	<b>8-1</b>	<b>234</b>
18	<b>Kentucky</b>	<b>7-2</b>	<b>226</b>
19	Wisconsin	8-2	206
20	Arizona State	7-1	149
21	Iowa	7-2	112
22	Houston	8-0	102
23	Maryland	8-2	87
24	Kansas State	6-2	82
25	Nebraska	8-2	79

RECEIVING VOTES: Marquette 66; Cincinnati 51; St. John's 48; Furman 47; Purdue 45; **Indiana 42**; Syracuse 36; Oklahoma 27; TCU 14; UCLA 13; Iowa State 11; North Texas 7; UCF 7; NC State 7; Creighton 6; **Florida 4**; Arizona 2; **Texas 1**.

## ARKANSAS IN THE RANKINGS

WEEK	AP	COACH	NET
Preseason	--	--	NA
Nov. 12	--	--	NA
Nov. 19	RV (1)	--	59
Nov. 26	RV (6)	RV (1)	53
Dec. 3	RV (3)	--	36
Dec. 10	--	--	60
Dec. 17			
Dec. 24			
Dec. 31			
Jan. 7			
Jan. 14			
Jan. 21			
Jan. 28			
Feb. 4			
Feb. 11			
Feb. 18			
Feb. 25			
Mar. 4			
Mar. 11			
FINAL			

## The last time Arkansas was ranked in the AP Poll...

Top 25:	#22	01/01/18
Top 15:	#15	11/14/00
Top 10:	#6	1995 Final Poll
Top 5:	#5	03/07/95
No. 1:	#1	'94-95 Preseason

Saturday, December 15	TV	CT
Tennessee at Memphis	ESPN2	11:00 a.m.
Utah at Kentucky	ESPN2	4:00 p.m.
Arizona St. at Georgia	SEC Network	5:00 p.m.
Auburn vs. UAB (at Birmingham, AL)	CBS Sports Network	6:30 p.m.
Cincinnati at Mississippi St.	SEC Network	6:30 p.m.
<b>UTSA vs. Arkansas (at North Little Rock, AR)</b>	--	<b>7:00 p.m.</b>
LSU at Saint Mary's (CA) (Las Vegas, NV)	ESPN2	10:00 p.m.
Texas A&M at Oregon St.	Pac 12 Networks	10:00 p.m.
Sunday, December 16	TV	CT
Chattanooga at Ole Miss	SEC Network	5:00 p.m.
Monday, December 17	TV	CT
Arizona St. at Vanderbilt	SEC Network	6:00 p.m.
Tuesday, December 18	TV	CT
Oakland at Georgia	SECN+	6:00 p.m.
Xavier at Missouri	ESPN2	6:00 p.m.
Mercer at Florida	SEC Network	8:00 p.m.
Liberty vs. Alabama (Huntsville, AL)	--	7:00 p.m.
Wednesday, December 19	TV	CT
Auburn at NC State	ESPN2	6:00 p.m.
Virginia at South Carolina	SEC Network	6:00 p.m.
Samford at Tennessee	SECN+	6:00 p.m.
Wofford at Mississippi St.	SECN+	7:00 p.m.
Valparaiso at Texas A&M	SECN+	7:30 p.m.
<b>Georgia Tech at Arkansas</b>	<b>SEC Network</b>	<b>8:00 p.m.</b>
Friday, December 21	TV	CT
Furman at LSU	SECN+	7:00 p.m.
Ole Miss vs. Middle Tennessee (at Nashville, TN)	--	7:00 p.m.
Penn St. at Alabama	SEC Network	8:00 p.m.
Saturday, December 22	TV	CT
Wake Forest at Tennessee	ESPN2	11:00 a.m.
Georgia at Georgia Tech	ESPN2	11:00 a.m.
<b>Texas St. at Arkansas</b>	<b>SEC Network</b>	<b>1:00 p.m.</b>
Clemson at South Carolina	ESPN2	1:00 p.m.
Marshall at Texas A&M	SECN+	1:00 p.m.
Murray St. at Auburn	SEC Network	3:30 p.m.
Florida vs. FGCU (Sunrise, FL)	FS2	4:00 p.m.
North Carolina vs. Kentucky (Chicago, IL)	CBS	4:15 p.m.
Wright St. vs. Mississippi St. (at Jackson, MS)	SEC Network	6:00 p.m.
Vanderbilt vs. Kansas St. (at Kansas City, MO)	ESPN2	6:00 p.m.
Missouri vs. Illinois (at St. Louis, MO)	BTN	7:00 p.m.

## #PRO HOGS

37

» Arkansas has had 37 all-time NBA Draft selections from 35 different players in program history.

16

» The Razorbacks have 16 All-Star game appearances by Joe Johnson (7), Sidney Moncrief (5) and Alvin Robertson (4).

12

» Arkansas has 12 first round NBA Draft picks in program history with Sidney Moncrief going No. 5 overall in 1979.

## #PROHOGS

Arkansas has had 29 former players go on to play in the NBA and three are currently on active rosters. Also, Corliss Williamson, currently with Phoenix, is in his sixth season as an assistant coach in the NBA.

Player	Team	Yrs	Draft Class
Patrick Beverley	Clippers	7th	2009 - 42nd (LAC)
Daryl Macon *	Mavericks	1st	2018-FA
Bobby Portis	Bulls	4th	2015 - 22nd (CHI)

\* - signed two-way contract with the Mavericks and their G League affiliate Texas Legends.

## G League

Jaylen Barford	Greensboro Swarm	1st Year
Dusty Hannahs	Memphis Hustle	2nd Year
Michael Qualls	Wisconsin Herd	2nd Year



# Arkansas in the 2018-19 NCAA/SEC

*(Through Games of Dec. 11, 2018)*

TEAM IN THE NCAA/SEC	NCAA	SEC	NO.
3-pt Field Goal Attempts (351 ranked)	230	7	194
Assist Turnover Ratio (351 ranked)	27	2	1.47
Assists Per Game (351 ranked)	10	2	18.9
Blocked Shots Per Game (351 ranked)	8	3	6.3
Defensive Rebounds per Game (351 ranked)	25	4	29.63
Fewest Fouls (351 ranked)	180	12	173
Fewest Turnovers (351 ranked)	57	2	103
Field-Goal Percentage (351 ranked)	69	7	47.8
Field-Goal Percentage Defense (351 ranked)	24	2	38
Free Throw Attempts (351 ranked)	101	3	209
Free Throws Made (351 ranked)	170	6	131
Free-Throw Percentage (351 ranked)	326	14	62.7
Offensive Rebounds Per Game (351 ranked)	189	12	10.25
Personal Fouls Per Game (351 ranked)	322	14	21.6
Rebound Margin (351 ranked)	193	13	0.9
Scoring Defense (351 ranked)	181	10	71.5
Scoring Margin (351 ranked)	39	3	14.6
Scoring Offense (351 ranked)	18	1	86.1
Steals Per Game (350 ranked)	34	4	8.6
Three Pt FG Defense (351 ranked)	70	3	30.5
Three-Point Field Goals Per Game (351 ranked)	93	3	8.8
Three-Point Field-Goal Percentage (351 ranked)	115	3	36.1
Total 3-point FGM (350 ranked)	194	5	70
Total Assists (351 ranked)	74	3	151
Total Blocks (351 ranked)	18	2	50
Total Rebounds (351 ranked)	241	10	319
Total Rebounds Per Game (351 ranked)	54	7	39.88
Total Steals (351 ranked)	106	4	69
Turnover Margin (347 ranked)	31	3	4.1
Turnovers Forced (351 ranked)	33	2	17
Turnovers Per Game (351 ranked)	128	5	12.9
Won-Lost Percentage (347 ranked)	74	6	75

RAZORBACKS IN THE NCAA/SEC	PLAYER	NCAA	SEC	NO.
3-pt Field Goal Attempts (243 ranked)	Isaiah Joe	66	2	71
Assist Turnover Ratio (250 ranked)	Jalen Harris	2	1	6.44
Assists Per Game (246 ranked)	Jalen Harris	7	1	7.3
Blocked Shots Per Game (242 ranked)	Daniel Gafford	31	4	2.38
	Reggie Chaney	112	13	1.5
	Adrio Bailey	135	16	1.38
Defensive Rebounds per Game (248 ranked)	Daniel Gafford	75	4	6
	Mason Jones	219	9	5
Double Doubles (229 ranked)	Daniel Gafford	57	1	3
	Jalen Harris	229	13	1
	Mason Jones	229	13	1
Field-Goal Percentage (250 ranked)	Daniel Gafford	12	1	66.7
	Isaiah Joe	226	10	47.3
Free Throw Attempts (250 ranked)	Daniel Gafford	123	5	53
Free Throws Made (234 ranked)	Daniel Gafford	234	9	32
Free-Throw Percentage (250 ranked)	Jalen Harris	224	6	79.3
Offensive Rebounds Per Game (238 ranked)	Daniel Gafford	99	5	2.75
Points Per Game (248 ranked)	Daniel Gafford	99	2	18.5
	Isaiah Joe	198	7	16.4
Rebounds Per Game (246 ranked)	Daniel Gafford	62	4	8.8
Three-Point Field Goals Per Game (242 ranked)	Isaiah Joe	5	1	4.13
	Mason Jones	117	5	2.63
Three-Point Field-Goal Percentage (153 ranked)	Isaiah Joe	35	1	46.5
	Mason Jones	47	2	44.7
Total 3-point FGM (229 ranked)	Isaiah Joe	22	1	33
	Mason Jones	229	6	21
Total Assists (235 ranked)	Jalen Harris	29	2	58
Total Blocks (214 ranked)	Daniel Gafford	43	3	19
	Reggie Chaney	143	14	12
	Adrio Bailey	171	18	11
Total Field Goals Made (233 ranked)	Daniel Gafford	145	1	58
Total Rebounds (250 ranked)	Daniel Gafford	151	5	70

# Versus 2018-19 Opponents

## NON-CONFERENCE

SCHOOL	GMS PLAYED	SERIES RECORD	H	A	N	LAST MEETING
AUSTIN PEAY	3	ARKANSAS LEADS, 3-0	3-0	-	-	H - W, 99-62 (12/03/16)
UC DAVIS	2	ARKANSAS LEADS, 2-0	2-0	-	-	H - W, 81-58 (11/12/18)
COLORADO STATE	2	ARKANSAS LEADS, 2-0	1-0	1-0	-	A - W, 98-74 (12/05/18)
FIU	1	ARKANSAS LEADS, 1-0	1-0	-	-	H - W, 121-89 (12/01/18)
GEORGIA TECH	5	ARKANSAS TRAILS, 1-4	-	0-2	1-2	N - L, 73-83 (11/26/15)
INDIANA	3	ARKANSAS LEADS, 2-1	1-0	0-1	1-0	H - W, 73-72 (11/18/18)
MONTANA STATE	1	ARKANSAS LEADS, 1-0	1-0	-	-	H - W, 90-68 (11/21/18)
TEXAS	155	ARKANSAS LEADS, 87-68	46-21	27-43	14-4	N - L, 73-71 or (11/09/18)
UT ARLINGTON	8	ARKANSAS LEADS, 8-0	6-0	1-0	1-0	H - W, 78-60 (11/23/18)
UT SAN ANTONIO	5	ARKANSAS LEADS, 5-0	3-0	1-0	1-0	H - W, 104-71 (12/28/13)
TEXAS STATE	3	ARKANSAS LEADS, 3-0	3-0	-	-	H - W, 73-67 (12/06/05)
TEXAS TECH	78	SERIES TIED, 39-39	24-11	11-23	4-5	H - W, 75-68 or (01/30/16)
WESTERN KENTUCKY	7	ARKANSAS LEADS, 4-3	0-2	0-1	4-0	H - L, 77-78 (12/08/18)

## SOUTHEASTERN CONFERENCE

SCHOOL	GMS PLAYED	SERIES RECORD	H	A	N	LAST MEETING
ALABAMA	61	ARKANSAS LEADS, 33-28	18-6	7-20	8-2	A - W, 76-73 (02/24/18)
• SEC ONLY	51	ARKANSAS LEADS, 27-24				
AUBURN	52	ARKANSAS LEADS, 34-18	21-5	12-13	1-1	H - W, 91-82 (02/27/18)
• SEC ONLY	51	ARKANSAS LEADS, 34-17				
FLORIDA	35	ARKANSAS TRAILS, 12-23	8-6	2-13	2-4	N - W, 80-72 (03/09/18)
• SEC ONLY	35	ARKANSAS TRAILS, 12-23				
GEORGIA	37	ARKANSAS LEADS, 22-15	10-3	6-9	6-3	A - W, 80-77 2OT (01/23/18)
• SEC ONLY	37	ARKANSAS LEADS, 22-15				
KENTUCKY	42	ARKANSAS TRAILS, 11-31	7-7	3-14	1-10	H - L, 72-87 (02/20/18)
• SEC ONLY	37	ARKANSAS TRAILS, 11-26				
LSU	65	ARKANSAS LEADS, 35-30	19-7	11-17	5-6	A - L, 86-94 (02/03/18)
• SEC ONLY	56	ARKANSAS LEADS, 31-25				
OLE MISS	79	ARKANSAS LEADS, 47-32	15-11	8-19	24-2	A - W, 75-64 (02/13/18)
• SEC ONLY	51	ARKANSAS TRAILS, 25-26				
MISSISSIPPI STATE	61	ARKANSAS LEADS, 33-28	21-6	7-21	5-1	A - L, 75-78 (01/02/18)
• SEC ONLY	52	ARKANSAS LEADS, 27-25				
MISSOURI	50	ARKANSAS LEADS, 26-23	15-9	10-14	1-0	A - L, 67-77 (03/03/18)
• SEC ONLY	12	ARKANSAS TRAILS, 7-5				
SOUTH CAROLINA	33	ARKANSAS LEADS, 20-13	11-4	6-7	3-2	N - W, 69-64 (03/08/18)
• SEC ONLY	33	ARKANSAS LEADS, 20-13				
TENNESSEE	40	SERIES TIED, 20-20	10-4	4-11	6-4	N - L, 66-84 (03/10/18)
• SEC ONLY	36	ARKANSAS TRAILS, 17-19				
TEXAS A&M	157	ARKANSAS LEADS, 102-55	57-14	38-37	7-4	H - W, 94-75 (02/17/18)
• SEC ONLY	10	ARKANSAS LEADS 6-4				
VANDERBILT	36	ARKANSAS LEADS, 24-12	14-3	6-8	4-1	H - W, 72-54 (02/10/18)
• SEC ONLY	33	ARKANSAS LEADS 22-11				

## Did You Know...

### IN 16 YEARS AS A HEAD COACH, MIKE ANDERSON'S TEAMS HAVE:

- RANKED AMONG THE NCAA TOP 30 IN STEALS 13 TIMES, INCLUDING FIRST FOUR TIMES AND 8 TIMES IN THE TOP 10.
- RANKED AMONG THE NCAA TOP 30 IN TURNOVER MARGIN 9 TIMES, INCLUDING FIVE TIMES IN THE TOP 5.
- RANKED AMONG THE NCAA TOP 30 IN ASSISTS PER GAME 7 TIMES, INCLUDING FIRST ONCE.
- RANKED AMONG THE NCAA TOP 30 IN SCORING OFFENSE 7 TIMES.
- RANKED AMONG THE NCAA TOP 30 IN BLOCKED SHOTS PER GAME 6 TIMES OVER THE 8 SEASONS.
- RANKED AMONG THE NCAA TOP 30 IN ASSIST-TO-TURNOVER RATIO 6 TIMES OVER THE LAST 11 SEASONS.

NOTE: NOT ALL ABOVE STATS WERE KEPT BY NCAA EVERY YEAR



## 0 DESI SILLS

G, Fr., 6-2, 196 | Jonesboro, Ark. / Jonesboro HS

• Name is pronounced Dez-ee

### 2018-19 (Fr.) HIGHLIGHTS:

- Leads the team in minutes off the bench (15.5).
- Has established a career-highs in scoring in each of the last three games: 7 vs FIU, 8 at Colorado State and 9 vs Western Kentucky.
- As part of his career-high nine points versus Western Kentucky, scored six straight over two minutes in the second half to tie the game at 62-62 (8:35 mark) and made a free throw to tie

game at 70-70 with 4:32 left.



## #0 DESI SILLS 2018-19 GAME STATS

Opponent	Date	GS	Min	FG	FGA	Pct	3FG	A	Pct	FT	FTA	Pct	O	D	Tot	Avg	PF	FO	A	TO	Blk	Stl	Pts	Avg
vs Texas	11/09/18	16	1	2	.500	1	1	1.000	0	0	.000	0	1	1	1.0	2	0	0	0	0	0	3	3.0	
UC DAVIS	11/12/18	15	1	2	.500	0	0	.000	0	0	.000	0	1	1	1.0	4	0	0	2	0	0	2	2.5	
INDIANA	11/18/18	11	0	2	.000	0	1	.000	2	2	1.000	0	1	1	1.0	1	0	2	1	0	1	2	2.3	
MONTANA STATE	11/21/18	16	2	5	.400	1	4	.250	0	1	.000	0	1	1	1.0	3	0	5	1	0	2	5	3.0	
UT ARLINGTON	11/23/18	15	1	3	.333	0	2	.000	1	3	.333	1	0	1	1.0	1	0	2	4	0	1	3	3.0	
FIU	12/01/18	19	3	4	.750	0	1	.000	1	2	.500	1	2	3	1.3	3	0	6	3	0	1	7	3.7	
at Colorado State	12/05/18	16	2	3	.667	2	3	.667	2	2	1.000	0	1	1	1.3	3	0	2	0	0	0	8	4.3	
WESTERN KENTUCKY	12/08/18	16	4	6	.667	0	2	.000	1	2	.500	0	2	2	1.4	1	0	0	0	0	1	9	4.9	
Totals		0	124	14	27	.519	4	14	.286	7	12	.583	2	9	11	1.4	18	0	17	11	0	6	39	4.9

Assists/game: 2.1

Turnovers/game: 1.4

Assist/turnover ratio: 1.5

Steals/game: 0.8

## • PERSONAL BESTS •

### POINTS

Season: 9 vs Western Ky (12/08/18) SEC: --

Career: -- SEC: --

### FIELD GOALS MADE

Season: 4 vs Western Ky (12/08/18) SEC: --

Career: -- SEC: --

### FIELD GOALS ATTEMPTED

Season: 6 vs Western Ky (12/08/18) SEC: --

Career: -- SEC: --

### 3-POINT FIELD GOALS MADE

Season: 2 at Colorado State (12/05/18) SEC: --

Career: -- SEC: --

### 3-POINT FG ATTEMPTS

Season: 4 vs. Montana State (11/21/18) SEC: --

Career: -- SEC: --

### FREE THROWS MADE

Season: 2 (2x), last at Colo. St (21/05/18) SEC: --

Career: -- SEC: --

### FREE THROWS ATTEMPTED

Season: 3 vs. UTA (11/23/18) SEC: --

Career: -- SEC: --

### REBOUNDS

Season: 3 vs. FIU (12/01/18) SEC: --

Career: -- SEC: --

### ASSISTS

Season: 6 vs. FIU (12/01/18) SEC: --

Career: -- SEC: --

### STEALS

Season: 2 vs. Montana State (11/21/18) SEC: --

Career: -- SEC: --

### BLOCKED SHOTS

Season: -- SEC: --

Career: -- SEC: --

### MINUTES

Season: 19 vs. FIU (12/01/18) SEC: --

Career: -- SEC: --

## DESI SILLS CAREER STATISTICS

Year	GP	GS	Min	Avg	FG	FGA	Pct	3FG	3FGA	Pct	FT	FTA	Pct	Off	Def	Tot	Avg	PF	FO	Ast	TO	Blk	Stl	Pts	Avg
2018-19	8	0	124	15.5	14	27	.519	4	14	.286	7	12	.583	2	9	11	1.4	18	0	17	11	0	6	39	4.9



# 1 ISIAH JOE

**G, Fr., 6-5, 167 | Fort Smith, Ark. / Fort Smith Northside HS**

- NAMED SEC PLAYER OF THE WEEK** (Dec. 3) ... 34 points and made 10-of-13 3-pointers vs. FIU.
- 1 of 3 players in the SEC to rank among the league's top 10 in both overall field goal percentage (10th) and 3-pt field goal percentage (2nd) ... Joined by Alabama's Kira Lewis (6th & 8th) and Tennessee's Admiral Scofield (9th & 9th).
  - Only made 14 3-pointers in the first five games ... Has made 19 over the last three games.
  - Has scored double digits in all eight games (and both exhibitions).
  - Leads the team by taking six charges ... His 25 deflections ranks 3rd-best on the team.

## IN THE NCAA / SEC

- 5th in NCAA • **1st in SEC**
  - 22th in NCAA • **1st in SEC**
  - 35th in NCAA • **1st in SEC**
  - 66th in NCAA • 2nd in SEC
  - 198th in NCAA • 7th in SEC
  - 226th in NCAA • 10th in SEC
- 3-pt FG made (4.13/gm)  
3-pt made (33 made)  
3-pt FG% (.465)  
3-pt FG attempts (71)  
Scoring (16.4 ppg)  
FG% (.473)

## 2018-19 (Fr.) HIGHLIGHTS:

- Making 4.13 3-pointers per game to rank fifth in the NCAA ... At that pace, he would finish with 128 3's made through the end of the regular season (vs. Alabama Mar. 9) ... That would shatter the Arkansas single-season mark of 102, set by Scotty Thurman in 1994-95 ... • Scored 17 in his collegiate debut versus Texas, making 5-of-8 from 3-point range.
- Struggled early versus UC Davis, but finished with 14 points with five rebounds and three steals.
- Versus Montana State, was just 2-of-10 from 3-point range, he posted season-bests in assists (5) and steals (5).
- **Named SEC Player of the Week (12/3)** ... Scored 34 points - 17 in each half - and made 10-of-13 shots from 3-point range to lead the Razorbacks to a 121-89 victory over FIU ... The 34 points are second (tied) on the Arkansas all-time list for most points by a freshman ... Is just the fourth Razorback (fifth time in school history) and just the 10th player in SEC history (11th time in league history) to make at least 10 in a game. ... After FIU trimmed its deficit to four (24-20) at 8:29 in the first half, Joe drained a 3-pointer and scored 14 points over the next 4:37 to put Arkansas up 20 ... Made six straight attempts and finished the game making 9-of-his-last-10 from long distance.



## #1 ISIAH JOE 2018-19 GAME STATS

Opponent	Date	GS	Min	FG	FGA	Pct	3FG	A	Pct	FT	FTA	Pct	O	D	Tot	Avg	PF	FO	A	TO	Blk	Stl	Pts	Avg
vs Texas	11/09/18	*	34	6	10	.600	5	8	.625	0	0	.000	0	2	2	2.0	4	0	0	1	0	0	17	17.0
UC DAVIS	11/12/18	*	27	4	7	.571	2	5	.400	4	6	.667	1	4	5	3.5	1	0	2	3	0	3	14	15.5
INDIANA	11/18/18	*	33	5	15	.333	3	11	.273	0	0	.000	0	2	2	3.0	0	0	3	1	0	1	13	14.7
MONTANA STATE	11/21/18	*	27	4	13	.308	2	10	.200	0	0	.000	1	2	3	3.0	1	0	5	2	0	5	10	13.5
UT ARLINGTON	11/23/18	*	26	3	9	.333	2	5	.400	2	2	1.000	1	2	3	3.0	3	0	3	1	0	1	10	12.8
FIU	12/01/18	*	28	11	14	.786	10	13	.769	2	2	1.000	0	1	1	2.7	2	0	3	1	0	0	34	16.3
at Colorado State	12/05/18	*	23	5	12	.417	4	9	.444	0	0	.000	1	1	2	2.6	3	0	1	1	0	0	14	16.0
WESTERN KENTUCKY	12/08/18	*	31	6	13	.462	5	10	.500	2	5	.400	0	3	3	2.6	0	0	1	0	0	1	19	16.4
Totals			8	229	44	.473	33	71	.465	10	15	.667	4	17	21	2.6	14	0	18	10	0	11	131	16.4

Assists/game: 2.3  
Turnovers/game: 1.3  
Assist/turnover ratio: 1.8  
Steals/game: 1.4

## • PERSONAL BESTS •

### POINTS

Season: 34 vs. FIU (12/01/18)

Career: --

SEC: --

SEC: --

### FIELD GOALS MADE

Season: 11 vs. FIU (12/01/18)

Career: --

SEC: --

SEC: --

### FIELD GOALS ATTEMPTED

Season: 15 vs. Indiana (11/18/18)

Career: --

SEC: --

SEC: --

### 3-POINT FIELD GOALS MADE

Season: 10 vs. FIU (12/01/18)

Career: --

SEC: --

SEC: --

### 3-POINT FG ATTEMPTS

Season: 13 vs. FIU (12/01/18)

Career: --

SEC: --

SEC: --

### FREE THROWS MADE

Season: 4 vs. UC Davis (11/12/18)

Career: --

SEC: --

SEC: --

### FREE THROWS ATTEMPTED

Season: 6 vs. UC Davis (11/12/18)

Career: --

SEC: --

SEC: --

### REBOUNDS

Season: 5 vs. UC Davis (11/12/18)

Career: --

SEC: --

SEC: --

### ASSISTS

Season: 5 vs. Montana State (11/21/18)

Career: --

SEC: --

SEC: --

### STEALS

Season: 5 vs. Montana State (11/21/18)

Career: --

SEC: --

SEC: --

### BLOCKED SHOTS

Season: --

Career: --

SEC: --

SEC: --

### MINUTES

Season: 34 vs. Texas (11/09/18)

Career: 34 vs. Texas (11/09/18)

SEC: --

SEC: --

## ISIAH JOE CAREER STATISTICS

Year	GP	GS	Min	Avg	FG	FGA	Pct	3FG	3FGA	Pct	FT	FTA	Pct	Off	Def	Tot	Avg	PF	FO	Ast	TO	Blk	Stl	Pts	Avg
2018-19	8	8	229	28.6	44	93	.473	33	71	.465	10	15	.667	4	17	21	2.6	14	0	18	10	0	11	131	16.4





## 2 ADRIO BAILEY

F, Jr., 6-6, 222 | Campti, La. / Lakeview HS

- Name is pronounced A-Dree-O (with a long A)
- Voted team tri-captain for the 2018-19 season
- Represents Arkansas on the SEC Men's Basketball Leadership Council

### 2018-19 (Jr.) HIGHLIGHTS:

- Second on the team with 40 deflections, including eight at Colorado State, seven versus FIU, six versus Western Kentucky and five each versus UC Davis and UT Arlington.

- Set a career-highs in points (20), free throws made (9) and free throws attempted (11) in the

win over UC Davis ... Helped put the game out of reach, scoring eight (with six free throws) inside the final five minutes during a 22-1 run ... Also attempted and later made his first career 3-pointer.

- Was perfect from the field (5-for-5) versus Montana State in scoring 10 points.
- Had season-high and tied career high with three steals versus UTA, adding 14 pts (making 6-of-8 FT) and 5 rebs.
- Posted a career-high eight rebounds at Colorado State, adding three assists and two blocked shots.



## #2 ADRIO BAILEY 2018-19 GAME STATS

Opponent	Date	GS	Min	FG	FGA	Pct	3FG	A	Pct	FT	FTA	Pct	O	D	Tot	Avg	PF	FO	A	TO	Blk	Stl	Pts	Avg	
vs Texas	11/09/18	*	35	4	5	.800	0	1	.000	0	2	.000	0	5	5	5.0	3	0	1	1	1	1	8	8.0	
UC DAVIS	11/12/18	*	26	5	8	.625	1	2	.500	9	11	.818	0	4	4	4.5	2	0	2	0	0	2	20	14.0	
INDIANA	11/18/18	*	25	2	7	.286	0	1	.000	0	0	.000	0	1	1	3.3	3	0	1	0	0	1	4	10.7	
MONTANA STATE	11/21/18	*	19	5	5	1.000	0	0	.000	0	0	.000	2	1	3	3.3	4	0	2	0	1	0	10	10.5	
UT ARLINGTON	11/23/18	*	24	4	6	.667	0	0	.000	6	8	.750	2	3	5	3.6	2	0	1	1	2	3	14	11.2	
FIU	12/01/18	*	16	4	6	.667	0	0	.000	2	4	.500	0	5	5	3.8	5	1	1	0	4	1	10	11.0	
at Colorado State	12/05/18	*	28	5	7	.714	0	0	.000	0	2	.000	2	6	8	4.4	1	0	3	2	2	1	10	10.9	
WESTERN KENTUCKY	12/08/18	*	26	0	4	.000	0	0	.000	0	2	.000	1	4	5	4.5	4	0	0	1	1	0	0	9.5	
Totals			8	199	29	48	.604	1	4	.250	17	29	.586	7	29	36	4.5	24	1	11	5	11	9	76	9.5

Assists/game: 1.4  
Turnovers/game: 0.6  
Assist/turnover ratio: 2.2  
Steals/game: 1.1  
Blocks/game: 1.4

### • PERSONAL BESTS •

#### POINTS

Season: 20 vs. UC Davis (11/12/18) SEC: 10 at Mississippi State (01/02/18)  
Career: 20 vs. UC Davis (11/12/18) SEC: 10 at Mississippi State (01/02/18)

#### FIELD GOALS MADE

Season: 5 (2x), last vs. MSU (11/21/18) SEC: 5 at Mississippi State (01/02/18)  
Career: 7 (2x), last vs. Samford (11/10/17) SEC: 5 at Mississippi State (01/02/18)

#### FIELD GOALS ATTEMPTED

Season: 8 vs. UC Davis (11/12/18) SEC: 7 at Mississippi State (01/02/18)  
Career: 8 (4x), last vs. UCD (11/12/18) SEC: 7 at Mississippi State (01/02/18)

#### 3-POINT FIELD GOALS MADE

Season: 1 vs. UC Davis (11/12/18) SEC: --  
Career: 1 vs. UC Davis (11/12/18) SEC: --

#### 3-POINT FG ATTEMPTS

Season: 2 vs. UC Davis (11/12/18) SEC: --  
Career: 2 vs. UC Davis (11/12/18) SEC: --

#### FREE THROWS MADE

Season: 9 vs. UC Davis (11/12/18) SEC: 2 vs. Auburn (2/27/18)  
Career: 9 vs. UC Davis (11/12/18) SEC: 2 vs. Auburn (2/27/18)

#### FREE THROWS ATTEMPTED

Season: 11 vs. UC Davis (11/12/18) SEC: 6 vs. South Carolina (03/08/18)  
Career: 11 vs. UC Davis (11/12/18) SEC: 3 vs. Alabama (02/01/17)

#### REBOUNDS

Season: 8 at Colorado State (21/05/18) SEC: 6 at Mississippi State (01/02/18)  
Career: 8 at Colorado State (21/05/18) SEC: 6 at Mississippi State (01/02/18)

#### ASSISTS

Season: 3 at Colorado State (21/05/18) SEC: 2 vs. Ole Miss (01/20/18)  
Career: 3 (2x), last at CSU (12/05/18) SEC: 2 vs. Ole Miss (01/20/18)

#### STEALS

Season: 3 vs. UTA (11/23/18) SEC: 1 (5x), last at LSU (02/03/18)  
Career: 3 (2x), last vs. UTA (11/23/18) SEC: 2 vs. Texas A&M (02/22/17)

#### BLOCKED SHOTS

Season: 4 vs. FIU (12/01/18) SEC: 1 (5x), last at Alabama (02/24/18)  
Career: 5 vs. North Carolina (11/24/17) SEC: 2 vs. Vanderbilt (02/27/17)

#### MINUTES

Season: 35 vs. Texas (11/09/18) SEC: 23 vs. Ole Miss (01/20/18)  
Career: 35 vs. Texas (11/09/18) SEC: 23 vs. Ole Miss (01/20/18)

## ADRIO BAILEY CAREER STATISTICS

Year	GP	GS	Min	Avg	FG	FGA	Pct	3FG	3FGA	Pct	FT	FTA	Pct	Off	Def	Tot	Avg	PF	FO	Ast	TO	Blk	Stl	Pts	Avg
2016-17	27	2	200	7.4	22	39	.564	0	0	.000	6	19	.316	13	22	35	1.3	29	0	7	11	7	14	50	1.9
2017-18	31	16	439	14.2	53	98	.541	0	0	.000	20	33	.606	29	50	79	2.5	59	1	17	18	23	15	126	4.1
2018-19	8	8	199	24.9	29	48	.604	1	4	.250	17	29	.586	7	29	36	4.5	24	1	11	5	11	9	76	9.5
TOTAL	66	26	838	12.7	104	185	.562	1	4	.250	43	81	.531	49	101	150	2.3	112	2	35	34	41	38	252	3.8



## 5 JALEN HARRIS

**G, RSo., 6-2, 166 | Wilson, N.C. / Word of God Christian Acad. / New Mexico**

• Voted team tri-captain for the 2018-19 season

### IN THE NCAA/SEC

- **2nd in NCAA • 1st in SEC in assist-to-turnover ratio (6.44) – 58 assists vs 9 turnovers**
- **7th in NCAA • 1st in SEC in assists per game (7.3)**
- 29th in NCAA • 2nd in the SEC in total assists (58).
- 224th in NCAA • 6th in SEC in free throw pct. (.793)

### 2018-19 (RSo.) HIGHLIGHTS:

- Is handing out 7.3 assists per game to rank seventh in the NCAA ... At that pace, he would finish 226 through the end of the regular season ... The Arkansas single-season record for assists is 219, set by Kareem Reid in 1995-96.
- Dished out four assists in each of the first three games (12 total) of the season ... Since then (five games), has 46 assists with just five turnovers with three double-digit assist games.
- Run started by getting a then career-high 11 assists versus Montana State (with just one turnover) ... Added 11 points against the Bobcats for his first career double-double.
- Had 10 assists, with just one turnover, versus FIU.
- Dished out a career-high 12 assists at Colorado State (with just two turnovers) ... Also had career-high four steals.
- Scored in double figures three times, including a season-high 14 versus UTA (making career-highs 8-of-11 FT).
- Versus Western Kentucky, had seven assists and no turnovers in 37 minutes ... Added 13 points, four rebounds and two steals.



### • PERSONAL BESTS •

#### POINTS

Season: 14 vs. UTA (11/23/18) SEC: --  
Career: 15 vs. Nevada (01/07/17) SEC: --

#### FIELD GOALS MADE

Season: 6 vs. Western Ky. (12/08/18) SEC: --  
Career: 6 vs. Western Ky. (12/08/18) SEC: --

#### FIELD GOALS ATTEMPTED

Season: 15 vs. Western Ky. (12/08/18) SEC: --  
Career: 15 vs. Western Ky. (12/08/18) SEC: --

#### 3-POINT FIELD GOALS MADE

Season: 1 (2x) last vs. MSU (11/21/18) SEC: --  
Career: 1 (9x), last vs. MSU (11/21/18) SEC: --

#### 3-POINT FG ATTEMPTS

Season: 5 vs. Texas (11/09/18) SEC: --  
Career: 5 vs. Texas (11/09/18) SEC: --

#### FREE THROWS MADE

Season: 8 vs. UTA (11/23/18) SEC: --  
Career: 8 vs. UTA (01/23/18) SEC: --

#### FREE THROWS ATTEMPTED

Season: 11 vs. UTA (11/23/18) SEC: --  
Career: 11 vs. UTA (11/23/18) SEC: --

#### REBOUNDS

Season: 9 vs. FIU (12/01/18) SEC: --  
Career: 9 (2x), last vs. FIU (12/01/18) SEC: --

#### ASSISTS

Season: 12 at Colorado State (12/05/18) SEC: --  
Career: 12 at Colorado State (12/05/18) SEC: --

#### STEALS

Season: 4 at Colorado State (12/05/18) SEC: --  
Career: 4 at Colorado State (12/05/18) SEC: --

#### BLOCKED SHOTS

Season: 0 SEC: --  
Career: 1 (3x), last at UNLV (02/01/17) SEC: --

#### MINUTES

Season: 39 vs. Texas (11/09/18) SEC: --  
Career: 39 vs. Texas (11/09/18) SEC: --

## #5 JALEN HARRIS 2018-19 GAME STATS

Opponent	Date	GS	Min	FG	FGA	Pct	3FG	A	Pct	FT	FTA	Pct	O	D	Tot	Avg	PF	FO	A	TO	Blk	Stl	Pts	Avg	
vs Texas	11/09/18	*	39	3	12	.250	0	5	.000	5	6	.833	3	2	5	5.0	2	0	4	2	0	3	11	11.0	
UC DAVIS	11/12/18	*	28	1	6	.167	0	1	.000	0	0	.000	0	2	2	3.5	2	0	4	0	0	1	2	6.5	
INDIANA	11/18/18	*	25	1	5	.200	1	3	.333	2	2	1.000	0	2	2	3.0	3	0	4	2	0	1	5	6.0	
MONTANA STATE	11/21/18	*	25	4	7	.571	1	3	.333	2	2	1.000	0	2	2	2.8	2	0	11	1	0	0	11	7.3	
UT ARLINGTON	11/23/18	*	31	3	6	.500	0	1	.000	8	11	.727	0	3	3	2.8	1	0	6	1	0	0	14	8.6	
FIU	12/01/18	*	26	2	6	.333	0	1	.000	5	6	.833	0	3	3	2.8	2	0	10	1	0	0	9	8.7	
at Colorado State	12/05/18	*	32	4	8	.500	0	2	.000	0	0	.000	1	4	5	3.1	2	0	12	2	0	4	8	8.6	
WESTERN KENTUCKY	12/08/18	*	37	6	15	.400	0	2	.000	1	2	.500	1	3	4	3.3	1	0	7	0	0	2	13	9.1	
Totals			8	243	24	65	.369	2	18	.111	23	29	.793	5	21	26	3.3	15	0	58	9	0	11	73	9.1

Assists/game: 7.3  
Turnovers/game: 1.1  
Assist/turnover ratio: 6.4  
Steals/game: 1.4

## JALEN HARRIS CAREER STATISTICS

Year	GP	GS	Min	Avg	FG	FGA	Pct	3FG	3FGA	Pct	FT	FTA	Pct	Off	Def	Tot	Avg	PF	FO	Ass	TO	Blk	Stl	Pts	Avg
2016-17 *	31	18	639	20.6	47	107	.439	7	27	.259	38	51	.745	2	54	56	1.8	64	0	72	40	3	25	139	4.5
2017-18 - Redshirted																									
2018-19	8	8	243	30.4	24	65	.369	2	18	.111	23	29	.793	5	21	26	3.3	15	0	58	9	0	11	73	9.1
TOTAL *	39	26	882	22.6	71	172	.413	9	45	.200	61	80	.763	7	75	82	2.1	79	0	130	49	3	36	212	5.4

\* - 2016-17 stats from/including New Mexico



## 10 DANIEL GAFFORD

F, So., 6-11, 233 | El Dorado, Ark. / El Dorado HS

- WOODEN AWARD WATCH LIST
- LUTE OLSON AWARD WATCH LIST
- PRESEASON 1ST TEAM ALL-SEC MEDIA
- CONSENSUS NBA LOTTERY PICK IN 2019 MOCK DRAFTS
- Voted team tri-captain for the 2018-19 season
- Leads the team in deflections (46, including team season-best 10 at Colorado State)
- CITIZEN NAISMITH TROPHY WATCH LIST
- KAREEM ABDUL-JABBAR AWARD WATCH LIST
- PRESEASON 1ST TEAM ALL-SEC COACHES

### IN THE NCAA/SEC

- 12th NCAA • 1st SEC
- 57th NCAA • 1st SEC
- 62nd NCAA • 4th SEC
- 99th NCAA • 2nd SEC
- 31st NCAA • 4th SEC
- Field goal percentage (.667)
- Double-doubles (3)
- Rebounds per game (8.8)
- Scoring (18.5)
- Blocked shots per game (2.38)

### 2018-19 (So.) HIGHLIGHTS:

- Had a double-double in the opener versus Texas with 20 points and 12 rebounds, which tied a career high.
- Named **SEC Player of the Week** thanks to his career-high 27 points vs. Indiana ... Also tied career-high with 12 rebounds. ... Was most effective in the second half, scoring 19 points, grabbing seven rebounds and getting two steals ... In fact, was 9-for-10 shooting in the period while the rest of the team was just 5-of-23 from the field and scored 16 points ... Three times in within the final 11 minutes, Indiana took a one-point lead and, each time, Gafford answered to put the Razorbacks back on top. In the final seconds, Gafford tipped the ball out after a missed shot that led to a Mason Jones rebound and eventual game-winning free throw with 2.5 seconds left.
- Was 8-for-8 from the field versus Montana State (scoring 16 points) with a team-high seven rebounds ... Tied the school record for best FG% in a game (with 8 attempts being minimum).
- Made career-high nine free throws (tying career-high with 10 att.) en route to 21 points vs. UTA.
- Registered third double-double – 21 points and tied career-high with 12 rebounds – versus FIU, adding four blocked shots.
- Battled foul trouble in first half at Colorado State and did not attempt a field goal ... Finished with 12 pts and 9 rebs.

## #10 DANIEL GAFFORD 2018-19 GAME STATS

Opponent	Date	GS	Min	FG	FGA	Pct	3FG	A	Pct	FT	FTA	Pct	O	D	Tot	Avg	PF	FO	A	TO	Blk	Stl	Pts	Avg
vs Texas	11/09/18	*	33	8	15	.533	0	0	.000	4	9	.444	2	10	12	12.0	3	0	0	6	2	1	20	20.0
UC DAVIS	11/12/18	*	28	3	3	1.000	0	0	.000	6	9	.667	0	4	4	8.0	2	0	2	6	4	0	12	16.0
INDIANA	11/18/18	*	31	12	15	.800	0	0	.000	3	8	.375	5	7	12	9.3	2	0	0	3	3	2	27	19.7
MONTANA STATE	11/21/18	*	23	8	8	1.000	0	0	.000	0	2	.000	2	5	7	8.8	2	0	0	2	1	1	16	18.8
UT ARLINGTON	11/23/18	*	23	6	10	.600	0	0	.000	9	10	.900	2	3	5	8.0	4	0	0	1	0	2	21	19.2
FIU	12/01/18	*	23	9	12	.750	0	0	.000	5	8	.625	4	8	12	8.7	4	0	0	3	4	1	23	19.8
at Colorado State	12/05/18	*	22	5	12	.417	0	0	.000	2	4	.500	3	6	9	8.7	2	0	3	1	3	1	12	18.7
WESTERN KENTUCKY	12/08/18	*	32	7	12	.583	0	0	.000	3	3	1.000	4	5	9	8.8	1	0	1	2	2	1	17	18.5
Totals			8	215	58	87	.667	0	0	.000	32	53	.604	22	48	70	8.8	20	0	6	24	19	148	18.5

Assists/game: 0.8  
Turnovers/game: 3.0  
Assist/turnover ratio: 0.3  
Steals/game: 1.1  
Blocks/game: 2.4



### • PERSONAL BESTS •

#### POINTS

Season: 27 vs. Indiana (11/18/18) SEC: 21 vs. Auburn (02/27/18)  
Career: 27 vs. Indiana (11/18/18) SEC: 21 vs. Auburn (02/27/18)

#### FIELD GOALS MADE

Season: 12 vs. Indiana (11/18/18) SEC: 10 vs. Auburn (02/27/18)  
Career: 12 vs. Indiana (11/18/18) SEC: 10 vs. Auburn (02/27/18)

#### FIELD GOALS ATTEMPTED

Season: 15 vs. Indiana (11/18/18) SEC: 15 vs. Auburn (02/27/18)  
Career: 15 (3x), last vs. Ind. (11/18/18) SEC: 15 vs. Auburn (02/27/18)

#### 3-POINT FIELD GOALS MADE

Season: -- SEC: --  
Career: -- SEC: --

#### 3-POINT FG ATTEMPTS

Season: -- SEC: --  
Career: -- SEC: --

#### FREE THROWS MADE

Season: 9 vs UTA (11/23/18) SEC: 7 at Ole Miss (02/13/18)  
Career: 9 vs UTA (11/23/18) SEC: 7 at Ole Miss (02/13/18)

#### FREE THROWS ATTEMPTED

Season: 10 vs UTA (11/23/18) SEC: 10 at Ole Miss (02/13/18)  
Career: 10 (2x), last vs. UTA (11/23/18) SEC: 10 at Ole Miss (02/13/18)

#### REBOUNDS

Season: 12 (3x), last vs. FIU (12/01/18) SEC: 11 at Florida (01/17/18)  
Career: 12 (5x), last vs. FIU (12/01/18) SEC: 11 at Florida (01/17/18)

#### ASSISTS

Season: 3 at Colorado State (12/05/18) SEC: 2 (4x), last vs Auburn (02/27/18)  
Career: 4 vs. Oral Roberts (12/19/17) SEC: 2 (4x), last vs Auburn (02/27/18)

#### STEALS

Season: 2 (2x), last vs. UTA (11/23/18) SEC: 3 vs. Ole Miss (01/20/18)  
Career: 3 vs. Ole Miss (01/20/18) SEC: 3 vs. Ole Miss (01/20/18)

#### BLOCKED SHOTS

Season: 4 (2x), last vs. FIU (12/01/18) SEC: 7 (2x), last vs. Auburn (02/27/18)  
Career: 7 (2x), last vs. Auburn (02/27/18) SEC: 7 (2x), last vs. Auburn (02/27/18)

#### MINUTES

Season: 33 vs. Texas (11/09/18) SEC: 33 vs. Tennessee (12/30/17)  
Career: 33 (2x), last vs. TX (11/09/18) SEC: 33 vs. Tennessee (12/30/17)

## DANIEL GAFFORD CAREER STATISTICS

Year	GP	GS	Min	Avg	FG	FGA	Pct	3FG	3FGA	Pct	FT	FTA	Pct	Off	Def	Tot	Avg	PF	FO	Ast	TO	Blk	Stl	Pts	Avg
2017-18	35	26	790	22.6	164	271	.605	0	0	.000	85	161	.528	77	140	217	6.2	114	3	24	37	76	19	413	11.8
2018-19	8	8	215	26.9	58	87	.667	0	0	.000	32	53	.604	22	48	70	8.8	20	0	6	24	19	9	148	18.5
TOTAL	43	34	1005	23.4	222	358	.620	0	0	.000	117	214	.547	99	188	287	6.7	134	3	30	61	95	28	561	13.0





# 11 KEYSHAWN EMBERY-SIMPSON

G, Fr., 6-3, 202 | Midwest City, Okla. / IMG (Fla.) Academy

## 2018-19 (Fr.) HIGHLIGHTS:

- Second on the team in minutes off the bench with (14.8).
- Did not commit a turnover until game five (vs. UTA) ... Only has four for the season.
- Scored seven points versus UC Davis, including five in the second half.
- Posted season highs versus FIU with three assists and three steals, while scoring seven points and adding three rebounds.
- Pumped in season-best 14 points at Colorado State, including eight in the first half to keep the Razorbacks in the lead while Daniel Gafford was on the bench in foul trouble ... Was 5-of-6 from the field, including 4-of-5 from 3-point range.



## #11 KEYSHAWN EMBERY-SIMPSON 2018-19 GAME STATS

Opponent	Date	GS	Min	FG FGA	Pct	3FGFGA	Pct	FT FTA	Pct	O	D	Tot	Avg	PF	FO	A	TO	Blk	Stl	Pts	Avg		
vs Texas	11/09/18	9	0	2	.000	0	0	.000	0	1	.000	1	1	2	2.0	0	0	0	0	0	0	0.0	
UC DAVIS	11/12/18	18	2	6	.333	1	4	.250	2	2	1.000	0	0	0	1.0	1	0	1	0	2	7	3.5	
INDIANA	11/18/18	14	1	5	.200	0	2	.000	0	0	.000	0	2	2	1.3	3	0	1	0	1	2	3.0	
MONTANA STATE	11/21/18	17	2	5	.400	2	5	.400	0	0	.000	0	0	0	1.0	1	0	1	0	1	6	3.8	
UT ARLINGTON	11/23/18	18	0	5	.000	0	4	.000	2	2	1.000	0	3	3	1.4	1	0	0	1	0	2	3.4	
FIU	12/01/18	18	3	5	.600	1	3	.333	0	2	.000	0	3	3	1.7	1	0	3	2	0	7	4.0	
at Colorado State	12/05/18	16	5	6	.833	4	5	.800	0	0	.000	1	1	2	1.7	2	0	2	0	0	14	5.4	
WESTERN KENTUCKY	12/08/18	8	0	2	.000	0	2	.000	0	0	.000	0	0	0	1.5	2	0	0	1	0	0	4.8	
Totals		0	118	13	36	.361	8	25	.320	4	7	.571	2	10	12	1.5	11	0	8	4	1	38	4.8

Assists/game: 1.0  
Turnovers/game: 0.5  
Assist/turnover ratio: 2.0  
Steals/game: 0.9  
Blocks/game: 0.1

## • PERSONAL BESTS •

### POINTS

Season: 14 at Colorado State (12/05/18) SEC: --  
Career: -- SEC: --

### FIELD GOALS MADE

Season: 5 at Colorado State (12/05/18) SEC: --  
Career: -- SEC: --

### FIELD GOALS ATTEMPTED

Season: 6 (2x), last at CSU (12/05/18) SEC: --  
Career: -- SEC: --

### 3-POINT FIELD GOALS MADE

Season: 4 at Colorado State (12/05/18) SEC: --  
Career: -- SEC: --

### 3-POINT FG ATTEMPTS

Season: 5 (2x), Last at CSU (12/05/18) SEC: --  
Career: -- SEC: --

### FREE THROWS MADE

Season: 2 (2x) last vs. UTA (11/23/18) SEC: --  
Career: -- SEC: --

### FREE THROWS ATTEMPTED

Season: 2 (2x) last vs. FIU (12/01/18) SEC: --  
Career: -- SEC: --

### REBOUNDS

Season: 3 (2x) last vs. FIU (12/01/18) SEC: --  
Career: -- SEC: --

### ASSISTS

Season: 3 vs. FIU (12/01/18) SEC: --  
Career: -- SEC: --

### STEALS

Season: 3 vs. FIU (12/01/18) SEC: --  
Career: -- SEC: --

### BLOCKED SHOTS

Season: 1 vs Indiana (11/18/18) SEC: --  
Career: -- SEC: --

### MINUTES

Season: 18 (3x) last vs. FIU (12/01/18) SEC: --  
Career: -- SEC: --

## KEYSHAWN EMBERY-SIMPSON CAREER STATISTICS

Year	GP	GS	Min	Avg	FG	FGA	Pct	3FG	3FGA	Pct	FT	FTA	Pct	Off	Def	Tot	Avg	PF	FO	Ass	TO	Blk	Stl	Pts	Avg
2018-19	8	0	118	14.8	13	36	.361	8	25	.320	4	7	.571	2	10	12	1.5	11	0	8	4	1	7	38	4.8



## 13 MASON JONES

G, So., 6-5, 207 | Desoto, Texas / Triple A Acad. / Connors State CC

- Led the team in scoring in three times (UC Davis - 21; Montana State - 18; Colorado State - 16)
- Scored in double figures in seven of eight games

### IN THE SEC

- 7th in the NCAA and 2nd SEC in 3-point FG% (.447)
- 5th in the SEC in 3-pt FG made per game (2.63)
- 9th SEC in defensive rebounds per game (5.0)

### 2018-19 (So.) HIGHLIGHTS:

- Second on the team in rebounding (5.5) and assists (23) while ranking third in scoring (14.4). ... 4th on team with 22 deflections.
- Has made Arkansas' first basket of the game in four times (Texas, UC Davis, Montana State) and Colorado State - all 3-pointers.
- Led the team in scoring (21) and rebounds (8) in the UC Davis win ... 15 of those points came in the first half (5-of-6 FG - 4-5 3FG) ... 7 of his 8 boards came in the 2nd half.
- Hit (and missed) the game-winning free throw versus Indiana with 2.5 seconds left ... Finished with 11 points, five rebounds and seven assists ... Was first Razorback since Jan. 2012 to play at least 35 minutes, have at least 7 assists and commit zero turnovers.
- Scored a team-best 18 points in the Montana State win, making 6-of-8 from the field (5-of-7 from 3-pt range) ... 16 of those points came in the first half.
- Posted first career double-double - 19 points and 10 rebounds - in the win over FIU ... Was 7-of-9 from free throw line.
- Led the team in scoring (16) at Colorado State ... Got Arkansas off to great start, hitting three, 3-pointers for a 12-2, finished with 16, first-half points.



## #13 MASON JONES 2018-19 GAME STATS

Opponent	Date	GS	Min	FG FGA	Pct	3FG FGA	Pct	FT FTA	Pct	O	D	Tot	Avg	PF	FO	A	TO	Blk	Stl	Pts	Avg
vs Texas	11/09/18	*	37	3 10	.300	2 6	.333	3 4	.750	0 6	6	6	6.0	4 0	3	4	1	0	11	11.0	
UC DAVIS	11/12/18	*	31	6 10	.600	4 7	.571	5 7	.714	1 7	8	7.0	1 0	2	2	0	1	21	16.0		
INDIANA	11/18/18	*	38	3 8	.375	1 4	.250	4 6	.667	0 5	5	6.3	2 0	7	0	0	1	11	14.3		
MONTANA STATE	11/21/18	*	21	6 8	.750	5 7	.714	1 2	.500	0 3	3	5.5	2 0	3	3	0	2	18	15.3		
UT ARLINGTON	11/23/18	*	25	0 5	.000	0 3	.000	4 4	1.000	1 4	5	5.4	4 0	0	2	0	0	4	13.0		
FIU	12/01/18	*	25	5 8	.625	2 4	.500	7 9	.778	1 9	10	6.2	3 0	3	3	0	2	19	14.0		
at Colorado State	12/05/18	*	29	5 10	.500	4 8	.500	2 2	1.000	0 4	4	5.9	2 0	4	0	0	1	16	14.3		
WESTERN KENTUCKY	12/08/18	*	29	5 11	.455	3 8	.375	2 2	1.000	1 2	3	5.5	2 0	1	1	0	1	15	14.4		
Totals			8	235	33 70	.471	21 47	.447	28 36	.778	4 40	44	5.5	20 0	23	15	1	8	115	14.4	

Assists/game: 2.9  
Turnovers/game: 1.9  
Assist/turnover ratio: 1.5  
Steals/game: 1.0  
Blocks/game: 0.1

### • PERSONAL BESTS •

#### POINTS

Season: 21 vs. UC Davis (11/12/18)

Career: --

SEC: --

#### FIELD GOALS MADE

Season: 6 vs. UC Davis (11/12/18)

Career: --

SEC: --

#### FIELD GOALS ATTEMPTED

Season: 11 vs. Western Ky. (12/08/18)

Career: --

SEC: --

#### 3-POINT FIELD GOALS MADE

Season: 5 vs. Montana State (11/21/18)

Career: --

SEC: --

#### 3-POINT FG ATTEMPTS

Season: 8 (2x), last vs. WKU (12/08/18)

Career: --

SEC: --

#### FREE THROWS MADE

Season: 7 vs. FIU (12/01/18)

Career: --

SEC: --

#### FREE THROWS ATTEMPTED

Season: 9 vs. FIU (12/01/18)

Career: --

SEC: --

#### REBOUNDS

Season: 10 vs. FIU (12/01/18)

Career: --

SEC: --

#### ASSISTS

Season: 7 vs. Indiana (11/18/18)

Career: --

SEC: --

#### STEALS

Season: 2 (2x) last vs. FIU (12/01/18)

Career: --

SEC: --

#### BLOCKED SHOTS

Season: 1 vs. Texas (11/09/18)

Career: --

SEC: --

#### MINUTES

Season: 38 vs. Indiana (11/18/18)

Career: --

SEC: --

## MASON JONES CAREER STATISTICS

Year	GP	GS	Min	Avg	FG	FGA	Pct	3FG	3FGA	Pct	FT	FTA	Pct	Off	Def	Tot	Avg	PF	FO	Ast	TO	Blk	Stl	Pts	Avg
2018-19	8	8	235	29.4	33	70	.471	21	47	.447	28	36	.778	4	40	44	5.5	20	0	23	15	1	8	115	14.4




# 15 JONATHAN HOLMES

**G, Jr., 5-10, 190 | Columbia, Ill. / Columbia HS**

## 2018-19 (Jr.) HIGHLIGHTS:

- Fan favorite.
- Was the only player on the roster that had made a 3-pointer in an Arkansas uniform to start the season, hitting two last season.



## • PERSONAL BESTS •

### POINTS

Season: -- SEC: 2 (2x), last vs. Vandy (02/10/18)  
Career: 3, (2x), last vs. ORU (12/19/17) SEC: 2 (2x), last vs. Vandy (02/10/18)

### FIELD GOALS MADE

Season: -- SEC: 1 vs. Vanderbilt (02/10/18)  
Career: 1 (7x), last vs. Vandy (02/10/18) SEC: 1 vs. Vanderbilt (02/10/18)

### FIELD GOALS ATTEMPTED

Season: 3 vs. Montana State (11/21/18) SEC: 1 (2x), last vs. TX A&M (02/14/18)  
Career: 3 vs. Montana State (11/21/18) SEC: 1 (5x), last vs. TX A&M (02/14/18)

### 3-POINT FIELD GOALS MADE

Season: -- SEC: 1 (2x), last vs. Troy (12/16/17)  
Career: 1 (2x), last vs. Troy (12/16/17) SEC: --

### 3-POINT FG ATTEMPTS

Season: 2 vs. Montana State (11/21/18) SEC: --  
Career: 2 vs. Austin Peay (12/03/16) SEC: 1 (2x), last vs. Ole Miss (02/18/17)

### FREE THROWS MADE

Season: -- SEC: --  
Career: 1 vs. Samford (11/10/17) SEC: --

### FREE THROWS ATTEMPTED

Season: -- SEC: --  
Career: 2 vs. Samford (11/10/17) SEC: --

### REBOUNDS

Season: -- SEC: 1 vs. Vanderbilt (02/10/18)  
Career: 1 (4x), last vs. Vandy (02/10/18) SEC: 1 vs. Vanderbilt (02/10/18)

### ASSISTS

Season: -- SEC: --  
Career: 1 vs. Samford (11/10/17) SEC: --

### STEALS

Season: -- SEC: --  
Career: 1 vs. Bucknell (11/12/17) SEC: --

### BLOCKED SHOTS

Season: -- SEC: --  
Career: -- SEC: --

### MINUTES

Season: 3 (2x) last vs. FIU (12/01/18) SEC: 1 (2x), last vs. TX A&M (02/17/18)  
Career: 4 vs. UConn (11/26/17) SEC: 1 (5x), last vs. TX A&M (02/17/18)

## #15 JONATHAN HOLMES 2018-19 GAME STATS

Opponent	Date	GS	Min	FG FGA	Pct	3FG FGA	Pct	FT FTA	Pct	O	D	Tot	Avg	PF	FO	A	TO	Blk	Stl	Pts	Avg
vs Texas	11/09/18	DNP																			
UC DAVIS	11/12/18	DNP																			
INDIANA	11/18/18	DNP																			
MONTANA STATE	11/21/18	3	0	3	.000	0	2	.000	0	0	0	0	0.0	1	0	0	0	0	0	0	0.0
UT ARLINGTON	11/23/18	1	0	1	.000	0	0	.000	0	0	0	0	0.0	0	0	0	0	0	0	0	0.0
FIU	12/01/18	3	0	1	.000	0	1	.000	0	0	0	0	0.0	0	0	0	0	0	0	0	0.0
at Colorado State	12/05/18	DNP																			
WESTERN KENTUCKY	12/08/18	DNP																			
Totals		0	7	0	5	.000	0	3	.000	0	0	0	0.0	1	0	0	0	0	0	0	0.0

Games played: 3  
Minutes/game: 2.3  
FG Pct: 0.0  
3FG Pct: 0.0

## JONATHAN HOLMES CAREER STATISTICS

Year	GP	GS	Min	Avg	FG FGA	Pct	3FG FGA	Pct	FT FTA	Pct	Off	Def	Tot	Avg	PF	FO	Ass	TO	Blk	Stl	Pts	Avg
2016-17	6	0	7	1.2	1	5	.200	0	4	.000	0	1	1	0.2	1	0	0	0	0	0	2	0.3
2017-18	11	0	18	1.6	6	15	.400	2	6	.333	1	2	3	0.3	1	0	1	2	0	1	15	1.4
2018-19	3	0	7	2.3	0	5	.000	0	3	.000	0	0	0	0.0	1	0	0	0	0	0	0	0.0
TOTAL	20	0	32	1.6	7	25	.280	2	13	.154	1	2	4	0.2	3	0	1	2	0	1	17	0.9





## 22 GABE OSABUOHIE

F, So., 6-8, 221 | Toronto, Canada / Southwest Christian Acad. (Ark.)

• Pronounced Oh-sah-BOY-en.

### 2018-19 (So.) HIGHLIGHTS:

- Second on the team in charges taken with five ... Has 18 deflections, tops among those coming off the bench.
- First sub off the bench in seven of the first eight games.
- Has been praised by Coach Anderson for having a positive impact on the game in areas other than scoring ... High energy guy off the bench, gets deflections, takes charges and hits

the boards ... Called a "warrior" by Coach Anderson for his play at Colorado State while Daniel Gafford was saddled with foul trouble.

- Hit his first career 3-pointer versus Indiana (missing the five six of his career) at the first half drew to a close to give the Razorbacks a 38-35 lead.



## #15 GABE OSABUOHIE 2018-19 GAME STATS

Opponent	Date	GS	Min	FG	FGA	Pct	3FG	3FGA	Pct	FT	FTA	Pct	O	D	Tot	Avg	PF	FO	A	TO	Blk	Stl	Pts	Avg
vs Texas	11/09/18	11	0	4	.000	0	1	.000	1	2	.500	2	1	3	3.0	1	0	0	1	1	0	1	1.0	
UC DAVIS	11/12/18	14	0	3	.000	0	1	.000	0	2	.000	2	3	5	4.0	4	0	1	0	1	1	0	0.5	
INDIANA	11/18/18	10	2	3	.667	1	1	1.000	0	0	.000	0	0	0	2.7	2	0	2	4	0	1	5	2.0	
MONTANA STATE	11/21/18	12	2	5	.400	0	2	.000	2	2	1.000	1	1	2	2.5	2	0	1	0	0	2	6	3.0	
UT ARLINGTON	11/23/18	13	0	1	.000	0	0	.000	0	2	.000	1	1	2	2.4	5	1	2	2	1	0	0	2.4	
FIU	12/01/18	19	1	4	.250	0	1	.000	1	4	.250	1	4	5	2.8	4	0	1	1	1	1	3	2.5	
at Colorado State	12/05/18	9	2	5	.400	0	0	.000	1	1	1.000	3	2	5	3.1	3	0	0	0	1	0	5	2.9	
WESTERN KENTUCKY	12/08/18	7	0	2	.000	0	1	.000	0	0	.000	0	1	1	2.9	2	0	0	1	0	0	0	2.5	
Totals		0	95	7	27	.259	1	7	.143	5	13	.385	10	13	23	2.9	23	1	7	9	5	5	20	2.5

Assists/game: 0.9  
Turnovers/game: 1.1  
Assist/turnover ratio: 0.8  
Steals/game: 0.6  
Blocks/game: 0.6

## • PERSONAL BESTS •

### POINTS

Season: 6 vs. Montana State (11/21/18) SEC: 6 vs. Texas A&M (02/17/18)  
Career: 6 (2x), last vs. MSU (11/21/18) SEC: 6 vs. Texas A&M (02/17/18)

### FIELD GOALS MADE

Season: 2 (2x), last at CSU (12/05/18) SEC: 3 vs. Texas A&M (02/17/18)  
Career: 3 vs. Texas A&M (02/17/18) SEC: 3 vs. Texas A&M (02/17/18)

### FIELD GOALS ATTEMPTED

Season: 5 (2x), last at CSU (12/05/18) SEC: 6 vs. Texas A&M (02/17/18)  
Career: 6 vs. Texas A&M (02/17/18) SEC: 6 vs. Texas A&M (02/17/18)

### 3-POINT FIELD GOALS MADE

Season: 1 vs. Indiana (11/18/18) SEC: --  
Career: 1 vs. Indiana (11/18/18) SEC: --

### 3-POINT FG ATTEMPTS

Season: 2 vs. Montana State (11/21/18) SEC: 1 (2x), last vs. Fla. (03/09/18)  
Career: 2 vs. Montana State (11/21/18) SEC: 1 (2x), last vs. Fla. (03/09/18)

### FREE THROWS MADE

Season: 2 vs. Montana State (11/21/18) SEC: 1 (2x), last at Miss (02/13/18)  
Career: 12 vs. Montana State (11/21/18) SEC: 1 (2x), last at Miss (02/13/18)

### FREE THROWS ATTEMPTED

Season: 4 vs. FIU (12/01/18) SEC: 2 (2x), last at Miss (02/13/18)  
Career: 4 vs. FIU (12/01/18) SEC: 2 (2x), last at Miss (02/13/18)

### REBOUNDS

Season: 5 (3x) last at CSU (12/05/18) SEC: 4 vs. South Carolina (02/06/18)  
Career: 5 (3x) last vs. CSU (12/05/18) SEC: 4 vs. South Carolina (02/06/18)

### ASSISTS

Season: 2 (2x) last vs. UTA (11/23/18) SEC: 2 vs. South Carolina (02/06/18)  
Career: 2 (3x) last vs. UTA (11/23/18) SEC: 2 vs. South Carolina (02/06/18)

### STEALS

Season: 2 vs. Montana State (11/21/18) SEC: 1 (2x), last vs. TX A&M (02/17/18)  
Career: 2 vs. Montana State (11/21/18) SEC: 1 (2x), last vs. TX A&M (02/17/18)

### BLOCKED SHOTS

Season: 1 (4x), last vs. FIU (12/01/18) SEC: 1 (3x), last vs. TX A&M (02/17/18)  
Career: 1 (7x), last vs. FIU (12/01/18) SEC: 1 (3x), last vs. TX A&M (02/17/18)

### MINUTES

Season: 19 vs. FIU (12/01/18) SEC: 17 vs. S. Carolina (02/06/18)  
Career: 19 vs. FIU (12/01/18) SEC: 17 vs. S. Carolina (02/06/18)

## GABE OSABUOHIE CAREER STATISTICS

Year	GP	GS	Min	Avg	FG	FGA	Pct	3FG	3FGA	Pct	FT	FTA	Pct	Off	Def	Tot	Avg	PF	FO	Ast	TO	Blk	Stl	Pts	Avg
2017-18	20	0	136	6.8	10	25	.400	0	4	.000	2	10	.200	6	22	28	1.4	21	0	7	11	3	3	22	1.1
2018-19	8	0	95	11.9	7	27	.259	1	7	.143	5	13	.385	10	13	23	2.9	23	1	7	9	5	5	20	2.5
TOTAL	28	0	231	8.3	17	52	.327	1	11	.091	7	23	.304	16	35	51	1.8	44	1	14	20	8	8	42	1.5



## 24 ETHAN HENDERSON

F, Fr., 6-8, 210 | Little Rock, Ark. / Parkview Magnet HS

### 2018-19 (Fr.) HIGHLIGHTS:

- Had two rebounds and a blocked shot in eight minutes versus Montana State.
- Grabbed two rebounds and dished out first career assist in UTA win.
- Scored first points versus FIU, making a basket and a free throw, and had first steal.



## #24 ETHAN HENDERSON 2018-19 GAME STATS

Opponent	Date	GS	Min	FG	FGA	Pct	3FG	3FGA	Pct	FT	FTA	Pct	O	D	Tot	Avg	PF	FO	A	TO	Blk	Stl	Pts	Avg
vs Texas	11/09/18	DNP																						
UC DAVIS	11/12/18	2		0	0	.000	0	0	.000	0	0	.000	0	0	0	0.0	1	0	0	1	0	0	0	0
INDIANA	11/18/18	DNP																						
MONTANA STATE	11/21/18	8		0	0	.000	0	0	.000	0	1	.000	1	1	2	1.0	1	0	0	2	1	0	0	0
UT ARLINGTON	11/23/18	2		0	0	.000	0	0	.000	0	0	.000	0	2	2	1.3	1	0	1	0	0	0	0	0
FIU	12/01/18	4		1	1	1.000	0	0	.000	1	2	.500	0	1	1	1.3	0	0	0	0	0	1	3	0.8
at Colorado State	12/05/18	2		0	0	.000	0	0	.000	0	0	.000	0	0	0	1.0	0	0	0	0	0	0	0	0.6
WESTERN KENTUCKY	12/08/18	DNP																						
Totals		0	18	1	1	1.000	0	0	.000	1	3	.333	1	4	5	1.0	3	0	1	3	1	1	3	0.6

Rebounds/game: 1.0  
Assists/game: 0.2  
Turnovers/game: 0.6  
Assist/turnover ratio: 0.3  
Steals/game: 0.2  
Blocks/game: 0.2

### • PERSONAL BESTS •

#### POINTS

Season: 3 vs FIU (12.01/18)

Career: --

SEC: --

SEC: --

#### FIELD GOALS MADE

Season: 1 vs FIU (12.01/18)

Career: --

SEC: --

SEC: --

#### FIELD GOALS ATTEMPTED

Season: 1 vs FIU (12.01/18)

Career: --

SEC: --

SEC: --

#### 3-POINT FIELD GOALS MADE

Season: --

Career: --

SEC: --

SEC: --

#### 3-POINT FG ATTEMPTS

Season: --

Career: --

SEC: --

SEC: --

#### FREE THROWS MADE

Season: 1 vs FIU (12.01/18)

Career: --

SEC: --

SEC: --

#### FREE THROWS ATTEMPTED

Season: 2 vs FIU (12.01/18)

Career: --

SEC: --

SEC: --

#### REBOUNDS

Season: 2 (2x), last vs. UTA (11/23/18)

Career: --

SEC: --

SEC: --

#### ASSISTS

Season: 1 vs UTA (11/23/18)

Career: --

SEC: --

SEC: --

#### STEALS

Season: --

Career: --

SEC: --

SEC: --

#### BLOCKED SHOTS

Season: 1 vs. Montana State (11/21/18)

Career: --

SEC: --

SEC: --

#### MINUTES

Season: 8 vs. Montana State (11/21/18)

Career: --

SEC: --

SEC: --

## ETHAN HENDERSON CAREER STATISTICS

Year	GP	GS	Min	Avg	FG	FGA	Pct	3FG	3FGA	Pct	FT	FTA	Pct	Off	Def	Tot	Avg	PF	FO	Ast	TO	Blk	Stl	Pts	Avg
2018-19	5	0	18	3.6	1	1	1.000	0	0	.000	1	3	.333	1	4	5	1.0	3	0	1	3	1	1	3	0.6



## 25 JORDAN PHILLIPS

G, Fr., 6-7, 209 | Fort Worth, Texas / Grace Preparatory Academy

### 2018-19 (Fr.) HIGHLIGHTS:

- Had meniscus surgery in the summer and was not cleared to fully practice until Nov. 20.
- Saw first game action in Montana State win and played 10 minutes off the bench.
- Hit two free throws versus UTA for his first career points.
- Made two baskets for four points and had two rebounds versus FIU.



## #25 JORDAN PHILLIPS 2018-19 GAME STATS

Opponent	Date	GS	Min	FG	FGA	Pct	3FG	3FGA	Pct	FT	FTA	Pct	O	D	Tot	Avg	PF	FO	A	TO	Blk	Stl	Pts	Avg
vs Texas	11/09/18	DNP-Inj																						
UC DAVIS	11/12/18	DNP-Inj																						
INDIANA	11/18/18	DNP-Inj																						
MONTANA STATE	11/21/18	10		0	5	.000	0	2	.000	0	0	.000	0	1	1	1.0	2	0	0	1	0	0	0	0.0
UT ARLINGTON	11/23/18	4		0	2	.000	0	1	.000	2	2	1.000	0	1	1	1.0	0	0	0	0	0	0	2	1.0
FIU	12/01/18	9		2	6	.333	0	1	.000	0	0	.000	1	1	2	1.3	2	0	0	0	0	0	4	2.0
at Colorado State	12/05/18	4		0	2	.000	0	1	.000	0	0	.000	0	1	1	1.3	1	0	1	0	0	0	0	1.5
WESTERN KENTUCKY	12/08/18	DNP																						
Totals		0	27	2	15	.133	0	5	.000	2	2	1.000	1	4	5	1.3	5	0	1	1	0	0	6	1.5

Assists/game: 0.3

Turnovers/game: 0.3

Assist/turnover ratio: 1.0

### • PERSONAL BESTS •

#### POINTS

Season: 4 vs FIU (12/01/18)

Career: --

SEC: --

SEC: --

#### FIELD GOALS MADE

Season: 2 vs FIU (12/01/18)

Career: --

SEC: --

SEC: --

#### FIELD GOALS ATTEMPTED

Season: 6 vs FIU (12/01/18)

Career: --

SEC: --

SEC: --

#### 3-POINT FIELD GOALS MADE

Season: --

Career: --

SEC: --

SEC: --

#### 3-POINT FG ATTEMPTS

Season: 2 vs. Montana State (11/21/18)

Career: --

SEC: --

SEC: --

#### FREE THROWS MADE

Season: 2 vs. UTA (11/23/18)

Career: --

SEC: --

SEC: --

#### FREE THROWS ATTEMPTED

Season: 2 vs. UTA (11/23/18)

Career: --

SEC: --

SEC: --

#### REBOUNDS

Season: 2 vs FIU (12/01/18)

Career: --

SEC: --

SEC: --

#### ASSISTS

Season: 1 at Colorado State (12/05/18)

Career: --

SEC: --

SEC: --

#### STEALS

Season: --

Career: --

SEC: --

SEC: --

#### BLOCKED SHOTS

Season: --

Career: --

SEC: --

SEC: --

#### MINUTES

Season: 10 vs. Montana State (11/21/18)

Career: --

SEC: --

SEC: --

## JORDAN PHILLIPS CAREER STATISTICS

Year	GP	GS	Min	Avg	FG	FGA	Pct	3FG	3FGA	Pct	FT	FTA	Pct	Off	Def	Tot	Avg	PF	FO	Ast	TO	Blk	Stl	Pts	Avg
2018-19	4	0	27	6.8	2	15	.133	0	5	.000	2	2	1.000	1	4	5	1.3	5	0	1	1	0	0	6	1.5





## 35 REGGIE CHANEY

**F, Fr., 6-8, 222 | Tulsa, Okla. / Findlay Prep (Nev.)**

### 2018-19 (Fr.) HIGHLIGHTS:

- Led the team with a season-best eight rebounds versus UT Arlington .. Matched that total at Colorado State.
- Battled foul trouble versus Texas, but still pulled down five rebounds and had a steal in just 11 minutes.
- Was productive in his 13 minutes versus Indiana, getting four points, three rebounds and three blocked shots.
- With Daniel Gafford on the bench at Colorado State in foul trouble in the first half, Chaney stepped up and played a key role in the Razorbacks maintaining the lead ... Had nine points and five rebounds in the half and finished with a season-best 1 points while tying his season-best with eight rebounds.



## #35 REGGIE CHANEY 2018-19 GAME STATS

Opponent	Date	GS	Min	FG	FGA	Pct	3FG	3FGA	Pct	FT	FTA	Pct	O	D	Tot	Avg	PF	FO	A	TO	Blk	Stl	Pts	Avg
vs Texas	11/09/18	11	0	1	.000	0	0	.000	0	0	.000	2	3	5	5.0	4	0	0	3	0	1	0	0	0.0
UC DAVIS	11/12/18	11	1	4	.250	0	0	.000	1	4	.250	1	0	1	3.0	3	0	0	1	1	0	3	1.5	
INDIANA	11/18/18	13	2	4	.500	0	0	.000	0	1	.000	1	2	3	3.0	0	0	0	1	3	0	4	2.3	
MONTANA STATE	11/21/18	18	4	6	.667	0	0	.000	0	0	.000	2	3	5	3.5	4	0	1	2	1	0	8	3.8	
UT ARLINGTON	11/23/18	18	4	7	.571	0	0	.000	0	2	.000	2	6	8	4.4	3	0	0	3	1	0	8	4.6	
FIU	12/01/18	10	1	2	.500	0	0	.000	0	0	.000	0	0	0	3.7	2	0	0	0	2	1	2	4.2	
at Colorado State	12/05/18	19	5	8	.625	0	0	.000	1	3	.333	3	5	8	4.3	3	0	0	1	3	0	11	5.1	
WESTERN KENTUCKY	12/08/18	14	2	4	.500	0	0	.000	0	0	.000	0	4	4	4.3	0	0	0	1	1	0	4	5.0	
Totals		0	114	19	36	.528	0	0	.000	2	10	.200	11	23	34	4.3	19	0	1	12	12	2	40	5.0

Assists/game: 0.1  
Turnovers/game: 1.5  
Assist/turnover ratio: 0.1  
Steals/game: 0.3  
Blocks/game: 1.5

### • PERSONAL BESTS •

#### POINTS

Season: 11 at Colorado State (12/05/18) SEC: --  
Career: --

#### FIELD GOALS MADE

Season: 5 at Colorado State (12/05/18) SEC: --  
Career: --

#### FIELD GOALS ATTEMPTED

Season: 8 at Colorado State (12/05/18) SEC: --  
Career: --

#### 3-POINT FIELD GOALS MADE

Season: -- SEC: --  
Career: --

#### 3-POINT FG ATTEMPTS

Season: -- SEC: --  
Career: --

#### FREE THROWS MADE

Season: 1 (2x), last at CSU (12/05/18) SEC: --  
Career: --

#### FREE THROWS ATTEMPTED

Season: 4 vs. UC Davis (11/12/18) SEC: --  
Career: --

#### REBOUNDS

Season: 8 (2x), last at CSU (12/05/18) SEC: --  
Career: --

#### ASSISTS

Season: 1 vs. Montana State (11/21/18) SEC: --  
Career: --

#### STEALS

Season: 1 (2x) last vs. FIU (12/01/18) SEC: --  
Career: --

#### BLOCKED SHOTS

Season: 3 (2x), last at CSU (12/05/18) SEC: --  
Career: --

#### MINUTES

Season: 19 at Colorado State (12/05/18) SEC: --  
Career: --

## REGGIE CHANEY CAREER STATISTICS

Year	GP	GS	Min	Avg	FG	FGA	Pct	3FG	3FGA	Pct	FT	FTA	Pct	Off	Def	Tot	Avg	PF	FO	Ast	TO	Blk	Stl	Pts	Avg
2018-19	8	0	114	14.3	19	36	.528	0	0	.000	2	10	.200	11	23	34	4.3	19	0	1	12	12	2	40	5.0

# ARKANSAS RAZORBACKS

## 2018-19 SEASON RESULTS & LEADERS

RECORD:	OVERALL	HOME	AWAY	NEUTRAL
ALL GAMES	6-2	5-1	1-0	0-1
CONFERENCE	0-0	0-0	0-0	0-0
NON-CONFERENCE	6-2	5-1	1-0	0-1

DATE	TIME (CT)	OPPONENT	TV	RESULT	ATTEND	RECORD (SEC)	HIGH POINTS	HIGH REBOUNDS
11/09/18	6:00 pm	# vs Texas	ESPN	(ot) 71-73 L	1400	0-1	(20)Daniel Gafford	(12)Daniel Gafford
11/12/18	7:00 pm	+ UC DAVIS	SEC Network +	W 81-58	13444	1-1	(20)Mason Jones	(8)Mason Jones
11/18/18	2:30 pm	+ INDIANA	ESPN	W 73-72	17456	2-1	(27)Daniel Gafford	(12)Daniel Gafford
11/21/18	7:00 pm	+ MONTANA STATE	SEC Network +	W 90-68	13698	3-1	(18)Mason Jones	(7)Daniel Gafford
11/23/18	7:00 pm	+ UT ARLINGTON	SEC Network +	W 78-60	17403	4-1	(21)Daniel Gafford	(8)Reggie Chaney
12/01/18	7:00 pm	FIU	SEC Network +	W 121-89	13763	5-1	(34)Isaiah Joe	(12)Daniel Gafford
12/05/18	9:00 pm	at Colorado State	CBS Sports Network	W 98-74	3238	6-1	(16)Mason Jones	(9)Daniel Gafford
12/08/18	2:30 pm	WESTERN KENTUCKY	SEC Network	77-78 L	14488	6-2	(19)Isaiah Joe	(9)Daniel Gafford
12/15/18	7:00 pm	! vs UTSA	--					
12/19/18	8:00 pm	GEORGIA TECH	SEC Network					
12/22/18	1:00 pm	TEXAS STATE	SEC Network					
12/28/18	7:00 pm	AUSTIN PEAY	SEC Network +					
01/05/19	5:00 pm	* at Texas A&M	SEC Network					
01/09/19	7:00 pm	* FLORIDA	SEC Network					
01/12/19	5:00 pm	* LSU	SEC Network					
01/15/19	6:00 pm	* at Tennessee	ESPN/ESPN2/ESPNU/SEC					
01/19/19	Noon	* at Ole Miss	SEC Network					
01/23/19	8:00 pm	* MISSOURI	SEC Network					
01/26/19	5:00 pm	% at Texas Tech	ESPN/ESPN2					
01/29/19	6:00 pm	* GEORGIA	ESPNU					
02/02/19	5:00 pm	* at LSU	SEC Network					
02/05/19	8:00 pm	* VANDERBILT	SEC Network					
02/09/19	2:30 pm	* at South Carolina	SEC Network					
02/12/19	8:00 pm	* at Missouri	ESPN/ESPN2/ESPNU					
02/16/19	7:30 pm	* MISSISSIPPI STATE	SEC Network					
02/20/19	7:30 pm	* at Auburn	SEC Network					
02/23/19	7:30 pm	* TEXAS A&M	SEC Network					
02/26/19	8:00 pm	* at Kentucky	ESPN/ESPN2/SEC					
03/02/19	Noon	* OLE MISS	SEC Network					
03/06/19	7:30 pm	* at Vanderbilt	SEC Network					
03/09/19	5:00 pm	* ALABAMA	SEC Network					
03/13-17/19		^ SEC Tournament	TBD					

Home Games in CAPS | \* - Conference game | # - ESPN Armed Forces Classic (Fort Bliss - El Paso, Texas) | + = Hardwood Classic  
! - at Verizon Arena (North Little Rock, Ark.) | % - Big 12/SEC Challenge | ^ - SEC Tournament (Nashville, Tenn. - Bridgestone Arena)

ATTENDANCE SUMMARY	GAMES	TOTALS	AVG/GAME
HOME	6	90252	15042
AWAY	1	3238	3238
NEUTRAL	1	1400	1400
TOTAL	8	94890	11861

## ARKANSAS RAZORBACKS

### 2018-19 SEASON STATISTICS • ALL GAMES

RECORD:	OVERALL	HOME	AWAY	NEUTRAL
ALL GAMES	6-2	5-1	1-0	0-1
CONFERENCE	0-0	0-0	0-0	0-0
NON-CONFERENCE	6-2	5-1	1-0	0-1

				• TOTAL •				• 3-PTS •				• REBOUNDS •														
##	Player	GP	GS	Min	Avg	FG	FGA	Pct	3FG	FGA	Pct	FT	FTA	Pct	Off	Def	Tot	Avg	PF	FO	A	TO	Blk	Stl	Pts	Avg
10	Daniel Gafford	8	8	215	26.9	58	87	.667	0	0	.000	32	53	.604	22	48	70	8.8	20	0	6	24	19	9	148	18.5
01	Isaiah Joe	8	8	229	28.6	44	93	.473	33	71	.465	10	15	.667	4	17	21	2.6	14	0	18	10	0	11	131	16.4
13	Mason Jones	8	8	235	29.4	33	70	.471	21	47	.447	28	36	.778	4	40	44	5.5	20	0	23	15	1	8	115	14.4
02	Adrio Bailey	8	8	199	24.9	29	48	.604	1	4	.250	17	29	.586	7	29	36	4.5	24	1	11	5	11	9	76	9.5
05	Jalen Harris	8	8	243	30.4	24	65	.369	2	18	.111	23	29	.793	5	21	26	3.3	15	0	58	9	0	11	73	9.1
35	Reggie Chaney	8	0	114	14.3	19	36	.528	0	0	.000	2	10	.200	11	23	34	4.3	19	0	1	12	12	2	40	5.0
00	Desi Sills	8	0	124	15.5	14	27	.519	4	14	.286	7	12	.583	2	9	11	1.4	18	0	17	11	0	6	39	4.9
11	K. Embery-Simpson	8	0	118	14.8	13	36	.361	8	25	.320	4	7	.571	2	10	12	1.5	11	0	8	4	1	7	38	4.8
22	Gabe Osabuohien	8	0	95	11.9	7	27	.259	1	7	.143	5	13	.385	10	13	23	2.9	23	1	7	9	5	5	20	2.5
25	Jordan Phillips	4	0	27	6.8	2	15	.133	0	5	.000	2	2	1.000	1	4	5	1.3	5	0	1	1	0	0	6	1.5
24	Ethan Henderson	5	0	18	3.6	1	1	1.000	0	0	.000	1	3	.333	1	4	5	1.0	3	0	1	3	1	1	3	0.6
15	Jonathan Holmes	3	0	7	2.3	0	5	.000	0	3	.000	0	0	.000	0	0	0	0.0	1	0	0	0	0	0	0	0.0
12	Ty Stevens	1	0	1	1.0	0	0	.000	0	0	.000	0	0	.000	0	0	0	0.0	0	0	0	0	0	0	0	0.0
TM	TEAM.....														13	19	32	4.0	0		0				0	
	RAZORBACKS.....	8				244	510	.478	70	194	.361	131	209	.627	82	237	319	39.9	173	2	151	103	50	69	689	86.1
	Opponents.....	8				186	490	.380	68	223	.305	132	195	.677	98	214	312	39.0	185	-	103	136	19	44	572	71.5

SCORE BY PERIODS:	1st	2nd	OT	Total
Arkansas	333	348	8	689
Opponents	266	296	10	572

DEADBALL REBOUNDS:	OFF	DEF	TOTAL
Arkansas	38	7	45
Opponents	25	10	35



## 2018-19 RAZORBACK GAME-BY-GAME STATISTICS

Opponent	Date	Score	W/L	• TOTAL •			• 3-PTRS •						• REBOUNDS •										
				FG	FGA	Pct	3FG	FGA	Pct	FT	FTA	Pct	Off	Def	Tot	Avg	PF	A	TO	Blk	Stl	Pts	Avg
vs Texas	11/09/18	71-73	Lot	25	61	.410	8	22	.364	13	24	.542	10	36	46	46.0	23	8	18	5	6	71	71.0
UC DAVIS	11/12/18	81-58	W	23	49	.469	8	20	.400	27	41	.659	5	26	31	38.5	21	14	15	6	10	81	76.0
INDIANA	11/18/18	73-72	W	28	64	.438	6	23	.261	11	19	.579	9	23	32	36.3	16	20	12	7	8	73	75.0
MONTANA STATE	11/21/18	90-68	W	37	70	.529	11	35	.314	5	10	.500	10	24	34	35.8	25	29	14	4	13	90	78.8
UT ARLINGTON	11/23/18	78-60	W	21	55	.382	2	16	.125	34	46	.739	14	32	46	37.8	25	15	16	4	7	78	78.6
FIU	12/01/18	121-89	W	42	69	.609	13	25	.520	24	39	.615	10	40	50	39.8	28	27	14	11	11	121	85.7
at Colorado State	12/05/18	98-74	W	38	73	.521	14	28	.500	8	14	.571	15	31	46	40.7	22	28	7	9	8	98	87.4
WESTERN KENTUCKY	12/08/18	77-78	L	30	69	.435	8	25	.320	9	16	.563	9	25	34	39.9	13	10	7	4	6	77	86.1
Arkansas		689		244	510	.478	70	194	.361	131	209	.627	82	237	319	39.9	173	151	103	50	69	689	86.1
Opponents		572		186	490	.380	68	223	.305	132	195	.677	98	214	312	39.0	185	103	136	19	44	572	71.5

Assists/game: 18.9

Turnovers/game: 12.9

Assist/turnover ratio: 1.5

Steals/game: 8.6

Blocks/game: 6.3

## 2018-19 OPPONENT GAME-BY-GAME STATISTICS

Opponent	Date	Score	W/L	• TOTAL •			• 3-PTRS •						• REBOUNDS •										
				FG	FGA	Pct	3FG	FGA	Pct	FT	FTA	Pct	Off	Def	Tot	Avg	PF	A	TO	Blk	Stl	Pts	Avg
vs Texas	11/09/18	71-73	Lot	21	67	.313	10	31	.323	21	30	.700	16	32	48	48.0	25	10	14	5	8	73	73.0
UC DAVIS	11/12/18	81-58	W	18	56	.321	7	29	.241	15	18	.833	11	25	36	42.0	32	11	24	0	3	58	65.5
INDIANA	11/18/18	73-72	W	27	58	.466	8	20	.400	10	15	.667	8	32	40	41.3	20	13	18	1	4	72	67.7
MONTANA STATE	11/21/18	90-68	W	21	59	.356	11	34	.324	15	24	.625	18	22	40	41.0	17	12	24	0	5	68	67.8
UT ARLINGTON	11/23/18	78-60	W	18	55	.327	6	27	.222	18	27	.667	9	27	36	40.0	34	7	19	2	8	60	66.2
FIU	12/01/18	121-89	W	31	83	.373	6	37	.162	21	34	.618	20	23	43	40.5	27	16	14	2	8	89	70.0
at Colorado State	12/05/18	98-74	W	21	54	.389	11	23	.478	21	30	.700	8	24	32	39.3	15	16	9	1	4	74	70.6
WESTERN KENTUCKY	12/08/18	77-78	L	29	58	.500	9	22	.409	11	17	.647	8	29	37	39.0	15	18	14	8	4	78	71.5
Opponents		572		186	490	.380	68	223	.305	132	195	.677	98	214	312	39.0	185	103	136	19	44	572	71.5
Arkansas		689		244	510	.478	70	194	.361	131	209	.627	82	237	319	39.9	173	151	103	50	69	689	86.1

Assists/game: 12.9

Turnovers/game: 17.0

Assist/turnover ratio: 0.8

Steals/game: 5.5

Blocks/game: 2.4

## ARKANSAS RAZORBACKS

### 2018-19 GAME-BY-GAME POINTS-ASSISTS-REBOUNDS

				00	01	02	05	10	11	12	13	15	22	24	25	35
Opponent	Date	Score	WL	SILLS	JOE	BAILEY	HARRIS	GAFFORD	EMBERY-SIMPSON	STEVENS	JONES	HOLMES	OSABUOHEN	HENDERSON	PHILLIPS	CHANEY
vs TEX	11/09/18	71-73	LOT	3-1-0	17-2-0	8-5-1	11-5-4	20-12-0	0-2-0	DNP	11-6-3	DNP	1-3-0	DNP	DNP	0-5-0
UCD	11/12/18	81-58	W	2-1-0	14-5-2	20-4-2	2-2-4	12-4-2	7-0-1	DNP	21-8-2	DNP	0-5-1	0-0-0	DNP	3-1-0
IND	11/18/18	73-72	W	2-1-2	13-2-3	4-1-1	5-2-4	27-12-0	2-2-1	DNP	11-5-7	DNP	5-0-2	DNP	DNP	4-3-0
MSU	11/21/18	90-68	W	5-1-5	10-3-5	10-3-2	11-2-11	16-7-0	6-0-1	0-0-0	18-3-3	0-0-0	6-2-1	0-2-0	0-1-0	8-5-1
UTA	11/23/18	78-60	W	3-1-2	10-3-3	14-5-1	14-3-6	21-5-0	2-3-0	DNP	4-5-0	0-0-0	0-2-2	0-2-1	2-1-0	8-8-0
FIU	12/01/18	121-89	W	7-3-6	34-1-3	10-5-1	9-3-10	23-12-0	7-3-3	DNP	19-10-3	0-0-0	3-5-1	3-1-0	4-2-0	2-0-0
at CSU	12/05/18	98-74	W	8-1-2	14-2-1	10-8-3	8-5-12	12-9-3	14-2-2	DNP	16-4-4	DNP	5-5-0	0-0-0	0-1-1	11-8-0
WKU	12/08/18	77-78	L	9-2-0	19-3-1	0-5-0	13-4-7	17-9-1	0-0-0	DNP	15-3-1	DNP	0-1-0	DNP	DNP	4-4-0

## ARKANSAS RAZORBACKS

### 2018-19 STARTING LINEUPS

Date	Opponent	GUARD	GUARD	GUARD	FORWARD	FORWARD	Outcome
Nov. 09	vs. Texas	Joe	Harris	Jones	Bailey	Gafford	L, 71-73 ot
Nov. 12	UC DAVIS	Joe	Harris	Jones	Bailey	Gafford	W, 81-58
Nov. 18	INDIANA	Joe	Harris	Jones	Bailey	Gafford	W, 73-72
Nov. 21	MONTANA STATE	Joe	Harris	Jones	Bailey	Gafford	W, 90-68
Nov. 23	UT ARLINGTON	Joe	Harris	Jones	Bailey	Gafford	W, 78-60
Dec. 01	FIU	Joe	Harris	Jones	Bailey	Gafford	W, 121-89
Dec. 05	at Colorado State	Joe	Harris	Jones	Bailey	Gafford	W, 98-74
Dec. 08	at Colorado State	Joe	Harris	Jones	Bailey	Gafford	L, 77-78

#### RECORD BY LINEUP:

Joe	Harris	Jones	Bailey	Gafford	6-2
-----	--------	-------	--------	---------	-----

# ARKANSAS RAZORBACKS

## 2018-19 SPECIALTY STATS (ARKANSAS/OPPONENT)

Opponent	Pts in Paint	Pts Off TO	2nd Chance	Fast Break	Bench	Ties	Lead Chng	Largest Lead	Opp Largest Lead	Ark Led	Opp Led	Gm Tied
vs. Texas	20 / 20	14 / 13	6 / 10	2 / 2	4 / 25	6	10	Ark 8 15:02 1st	Tex 12 9:59 1st	14:56	26:52	3:12
UC Davis	26 / 18	26 / 8	5 / 11	4 / 3	12 / 17	0	0	Ark 24 00:10 2nd	UCD --	39:02	--	0:58
Indiana	38 / 30	14 / 13	3 / 13	6 / 4	13 / 14	8	9	Ark 10 17:10 2nd	Ind 5 13:20 1st	26:13	8:31	5:16
Montana St.	46 / 16	29 / 9	7 / 20	20 / 3	25 / 9	0	0	Ark 29 04:56 2nd	MSU --	39:55	--	0:05
UT Arlington	32 / 22	25 / 8	14 / 7	6 / 2	15 / 21	0	1	Ark 18 04:20 2nd	UTA 1 19:26 1st	38:47	0:49	0:24
FIU	52 / 50	15 / 21	12 / 21	18 / 18	26 / 29	0	0	Ark 35 00:18 2nd	FIU --	39:52	--	0:08
at Colorado St.	40 / 20	16 / 10	22 / 5	17 / 14	38 / 7	0	0	Ark 26 01:22 2nd	CSU --	38:57	--	0:34
Western Ky.	42 / 34	6 / 17	4 / 11	8 / 12	9 / 13	4	5	Ark 9 16:47 1st	WKU 8 12:43 2nd	23:30	15:31	0:559

# ARKANSAS RAZORBACKS

## 2018-19 GAME HIGHS IN...

Opponent	DATE	SCORE	RESULT	POINTS	REBOUNDS	ASSISTS	STEALS	BLOCKED SHOTS
vs Texas	11/09/18	71-73	LOT	20-Daniel Gafford	12-Daniel Gafford	4-Jalen Harris	3-Jalen Harris	2-Daniel Gafford
UC DAVIS	11/12/18	81-58	W	21-Mason Jones	8-Mason Jones	4-Jalen Harris	3-Isaiah Joe	4-Daniel Gafford
INDIANA	11/18/18	73-72	W	27-Daniel Gafford	12-Daniel Gafford	7-Mason Jones	2-Daniel Gafford	3-Reggie Chaney Daniel Gafford
MONTANA STATE	11/21/18	90-68	W	18-Mason Jones	7-Daniel Gafford	11-Jalen Harris	5-Isaiah Joe	1-Ethan Henderson Reggie Chaney Adrio Bailey Daniel Gafford
UT ARLINGTON	11/23/18	78-60	W	21-Daniel Gafford	8-Reggie Chaney	6-Jalen Harris	3-Adrio Bailey	2-Adrio Bailey
FIU	12/01/18	81-79	W	34-Isaiah Joe	12-Daniel Gafford	10-Jalen Harris	3-K. Embery-Simpson	4-Adrio Bailey Daniel Gafford
at Colorado State	12/05/18	79-74	W	16-Mason Jones	9-Daniel Gafford	12-Jalen Harris	4-Jalen Harris	2-Reggie Chaney
WESTERN KENTUCKY	12/08/18	77-78	L	19-Isaiah Joe	9-Daniel Gafford	7-Jalen Harris	2-Jalen Harris	2-Daniel Gafford



# GAME 1 Arkansas vs. Texas

Nov. 9, 2018 • Armed Forces Classic • Fort Bliss - El Paso, Texas • ESPN

Arkansas 71 • 0-1

#	Player	Total		3-Ptr		Rebounds			PF	TP	A TO Blk Stl				Min
		FG-FGA	FG-FGA	FT-FTA	Off Def Tot	PF	TP	A TO Blk Stl							
02	Adrio Bailey	f	4-5	0-1	0-2	0	5	5	3	8	1	1	1	1	35
10	Daniel Gafford	f	8-15	0-0	4-9	2	10	12	3	20	0	6	2	1	33
01	Isaiah Joe	g	6-10	5-8	0-0	0	2	2	4	17	0	1	0	0	34
05	Jalen Harris	g	3-12	0-5	5-6	3	2	5	2	11	4	2	0	3	39
13	Mason Jones	g	3-10	2-6	3-4	0	6	6	4	11	3	4	1	0	37
00	Desi Sills		1-2	1-1	0-0	0	1	1	2	3	0	0	0	0	16
11	K. Embery-Simpson		0-2	0-0	0-1	1	1	2	0	0	0	0	0	0	9
22	Gabe Osabuohien		0-4	0-1	1-2	2	1	3	1	1	0	1	1	0	11
35	Reggie Chaney		0-1	0-0	0-0	2	3	5	4	0	0	3	0	1	11
Team						0	5	5							
Totals			25-61	8-22	13-24	10	36	46	23	71	8	18	5	6	225
FG % 1st Half:		12-30	40.0%	2nd half:	11-24	45.8%	OT:	2-7	28.6%	Game:	25-61	41.0%	Deadball Rebounds		
3FG % 1st Half:		4-9	44.4%	2nd half:	3-9	33.3%	OT:	1-4	25.0%	Game:	8-22	36.4%	5		
FT % 1st Half:		2-5	40.0%	2nd half:	8-13	61.5%	OT:	3-6	50.0%	Game:	13-24	54.2%			

Texas 73 • 1-0

#	Player	Total		3-Ptr		Rebounds			PF	TP	A TO Blk Stl				Min
		FG-FGA	FG-FGA	FT-FTA	Off Def Tot	PF	TP	A TO Blk Stl							
20	Jericho Sims	f	4-7	0-0	6-10	2	3	5	5	14	0	4	2	0	36
21	Dylan Osetkowski	f	2-9	1-4	6-10	6	7	13	4	11	1	6	0	3	39
02	Matt Coleman III	g	0-8	0-3	2-2	0	0	0	5	2	4	1	0	1	29
12	Kerwin Roach II	g	6-18	4-11	2-2	1	10	11	2	18	2	2	0	1	39
13	Jase Febres	g	1-6	1-5	0-0	1	0	1	0	3	0	0	0	1	21
03	Courtney Ramey		4-6	2-3	0-0	0	3	3	4	10	2	0	0	0	16
10	Jaxson Hayes		1-2	0-0	0-0	4	4	8	3	2	0	1	2	0	16
33	Kamaka Hepa		1-2	1-1	0-0	0	1	1	0	3	0	0	0	1	5
55	Elijah Mitrou-Long		2-9	1-4	5-6	0	2	2	2	10	1	0	1	1	24
Team						2	2	4							
Totals			21-67	10-31	21-30	16	32	48	25	73	10	14	5	8	225
FG % 1st Half:		13-34	38.2%	2nd half:	5-26	19.2%	OT:	3-7	42.9%	Game:	21-67	31.3%	Deadball Rebounds		
3FG % 1st Half:		7-19	36.8%	2nd half:	3-10	30.0%	OT:	0-2	0.0%	Game:	10-31	32.3%	3		
FT % 1st Half:		3-4	75.0%	2nd half:	14-20	70.0%	OT:	4-6	66.7%	Game:	21-30	70.0%			

Officials: Jerry Pollard, Kip Kissingner, Keith Kimble  
Technical fouls: Arkansas-None. Texas-None.  
Attendance: 1400  
2:10 in 1st half - Flagrant 1 foul on #3 (Texas) Ramey

Score by periods	1st	2nd	OT	Total
Arkansas	30	33	8	71
Texas	36	27	10	73

# GAME 3 Arkansas vs. Indiana

Nov. 18, 2018 • Hardwood Showcase • Fayetteville, Ark. - Bud Walton Arena • ESPN

Indiana 72 • 3-1

#	Player	Total		3-Ptr		Rebounds			PF	TP	A TO Blk Stl				Min
		FG-FGA	FG-FGA	FT-FTA	Off Def Tot	PF	TP	A TO Blk Stl							
03	SMITH,JUSTIN	f	1-6	0-2	1-4	0	0	0	2	3	0	2	0	0	15
13	MORGAN,JUWAN	f	6-8	2-3	1-2	3	4	7	4	15	2	2	0	0	23
00	LANGFORD,ROMEO	g	6-15	2-5	8-9	2	8	10	3	22	5	4	1	1	38
01	DURHAM,ALJAMI	g	4-9	3-4	0-0	1	2	3	3	11	3	5	0	0	36
10	PHINISEE,ROB	g	3-7	1-3	0-0	0	2	2	4	7	1	0	0	0	21
20	DAVIS,DE'RON		5-6	0-0	0-0	1	4	5	2	10	1	3	0	1	23
23	ANDERSON,DAMEZI		2-5	0-2	0-0	0	3	3	2	4	1	1	0	1	26
55	FITZNER,EVAN		0-2	0-1	0-0	0	5	5	0	0	0	0	0	1	18
Team						1	4	5							
Totals			27-58	8-20	10-15	8	32	40	20	72	13	18	1	4	200
FG % 1st Half:		13-28	46.4%	2nd half:	14-30	46.7%	Game:	27-58	46.6%	Deadball Rebound			3,2		
3FG % 1st Half:		3-9	33.3%	2nd half:	5-11	45.5%	Game:	8-20	40.0%						
FT % 1st Half:		6-10	60.0%	2nd half:	4-5	80.0%	Game:	10-15	66.7%						

Arkansas 73 • 2-1

#	Player	Total		3-Ptr		Rebounds			PF	TP	A TO Blk Stl				Min
		FG-FGA	FG-FGA	FT-FTA	Off Def Tot	PF	TP	A TO Blk Stl							
02	Adrio Bailey	f	2-7	0-1	0-0	0	1	1	3	4	1	0	0	1	25
10	Daniel Gafford	f	12-15	0-0	3-8	5	7	12	2	27	0	3	3	2	31
01	Isaiah Joe	g	5-15	3-11	0-0	0	2	2	0	13	3	1	0	1	33
05	Jalen Harris	g	1-5	1-3	2-2	0	2	2	3	5	4	2	0	1	25
13	Mason Jones	g	3-8	1-4	4-6	0	5	5	2	11	7	0	0	1	38
00	Desi Sills		0-2	0-1	2-2	0	1	1	1	2	2	1	0	1	11
11	K. Embery-Simpson		1-5	0-2	0-0	0	2	2	3	2	1	0	1	0	14
22	Gabe Osabuohien		2-3	1-1	0-0	0	0	0	2	5	2	4	0	1	10
35	Reggie Chaney		2-4	0-0	0-1	1	2	3	0	4	0	1	3	0	13
Team						3	1	4							
Totals			28-64	6-23	11-19	9	23	32	16	73	20	12	7	8	200
FG % 1st Half:		14-31	45.2%	2nd half:	14-33	42.4%	Game:	28-64	43.8%	Deadball Rebound			1,2		
3FG % 1st Half:		4-10	40.0%	2nd half:	2-13	15.4%	Game:	6-23	26.1%						
FT % 1st Half:		6-10	60.0%	2nd half:	5-9	55.6%	Game:	11-19	57.9%						

Officials: Joe Lindsay, Keith Kimble, Gerald Williams  
Technical fouls: Indiana-None. Arkansas-None.  
Attendance: 17456  
Tickets Scanned: 12,979

Score by periods	1st	2nd	Total
Indiana	35	37	72
Arkansas	38	35	73

# GAME 2 Arkansas vs. UC Davis

Nov. 12, 2018 • Hardwood Showcase • Fayetteville, Ark. - Bud Walton Arena • SEC+

UC Davis 58 • 0-3

#	Player	Total		3-Ptr		Rebounds			PF	TP	A TO Blk Stl				Min
		FG-FGA	FG-FGA	FT-FTA	Off Def Tot	PF	TP	A TO Blk Stl							
25	John, AJ	f	1-7	1-6	0-0	0	1	1	5	3	1	0	0	1	21
44	Goode, Garrison	f	3-4	0-0	0-0	2	3	5	3	6	0	2	0	0	32
00	Shorts II, TJ	g	5-12	0-2	4-4	3	5	8	2	14	4	7	0	0	35
05	Schneider, Siler	g	3-9	2-6	0-0	1	1	2	5	8	4	5	0	1	30
22	Mooney, Joe	g	2-6	2-6	4-6	0	1	1	4	10	1	4	0	0	19
01	Squire, Damion		0-0	0-0	0-0	0	0	0	2	0	0	3	0	0	4
02	Gonzalez, Stefan		2-10	2-9	3-4	0	6	6	3	9	1	3	0	0	27
11	Fuller, Caleb		0-2	0-0	0-0	0	1	1	0	0	0	0	0	0	6
13	Neufeld, Matt		2-5	0-0	2-2	2	4	6	3	6	0	0	0	0	17
21	Russell, Colin		0-1	0-0	0-0	0	1	1	1	0	0	0	0	0	5
23	Printup, Rogers		0-0	0-0	2-2	1	0	1	3	2	0	0	0	1	4
Team						2	2	4							
Totals			18-56	7-29	15-18	11	25	36	32	58	11	24	0	3	200
FG % 1st Half:		11-28	39.3%	2nd half:	7-28	25.0%	Game:	18-56	32.1%	Deadball Rebounds			1,2		
3FG % 1st Half:		4-12	33.3%	2nd half:	3-17	17.6%	Game:	7-29	24.1%						
FT % 1st Half:		4-4	100.0%	2nd half:	11-14	78.6%	Game:	15-18	83.3%						

Arkansas 81 • 1-1

#	Player		Total		3-Ptr		Rebounds			PF	TP	A TO Blk Stl				Min
			FG-FGA	FG-FGA	FT-FTA	Off	Def	Tot	A			TO	Blk	Stl		
02	Adrio Bailey	f	5-8	1-2	9-11	0	4	4	2	20	2	0	0	2	26	
20	Daniel Gafford	f	3-3	0-0	6-9	0	4	4	2	12	2	6	4	0	28	
10	Isaiah Joe	g	4-7	2-5	4-6	1	4	5	1	14	2	3	0	3	27	
05	Jalen Harris		1-6	0-1	0-0	0	2	2	2	2	4	0	0	1	28	
13	Mason Jones	g	6-10	4-7	5-7	1	7	8	1	21	2	2	0	1	31	
00	Desi Sills		1-2	0-0	0-0	0	1	1	4	2	0	2	0	0	15	
11	K. Embery-Simpson		2-6	1-4	2-2	0	0	0	1	7	1	0	0	2	18	
22	Gabe Osabuohien		0-3	0-1	0-2	2	3	5	4	0	1	0	1	1	14	
04	Ethan Henderson		0-0	0-0	0-0	0	0	0	1	0	0	1	0	0	2	
35	Reggie Chaney		1-4	0-0	1-4	1	0	1	3	3	0	1	1	0	11	
	Team					0	1	1								
Totals			23-49	8-20	27-41	5	26	31	21	81	14	15	6	10	200	
FG % 1st Half: 13-28			46.4%	2nd half: 10-21	47.6%	Game: 23-49		46.9%	Deadball Rebounds 8.3							
3FG % 1st Half: 5-13			38.5%	2nd half: 3-7	42.9%	Game: 8-20		40.0%								
FT % 1st Half: 6-14			42.9%	2nd half: 21-27	77.8%	Game: 27-41		65.9%								

## GAME 5 Arkansas vs. UT Arlington

Nov. 23, 2018 • Hardwood Showcase • Fayetteville, Ark. - Bud Walton Arena • SEC+

UT Arlington 60 • 3-3

#	Player	Total		3-Ptr		Rebounds			PF	TP	A TO Blk Stl					Min
		FG-FGA	FT-FTA	FG-FGA	FT-FTA	Off	Def	Tot								
13	NARCIS, JABARI	f	1-3	0-1	1-2	1	5	6	3	3	0	1	0	0	0	18
00	WARREN, BRIAN	g	4-16	0-5	7-10	1	2	3	4	15	3	4	0	3	36	18
02	BRYANT, DJ	g	0-2	0-0	0-0	0	0	0	5	0	0	0	0	1	1	36
05	DENNIS, EDRIC	g	5-14	4-9	5-6	0	5	5	4	19	0	3	0	1	20	24
10	DAVIS, RADSHAD	g	1-3	0-0	0-0	1	3	4	2	0	2	0	1	1	24	20
03	NOUHI, AYOUB	g	3-4	0-1	0-0	2	2	4	2	6	0	2	0	1	15	15
04	AZORE, DAVID	g	1-3	0-0	3-4	0	5	5	5	2	4	1	0	20	20	15
21	CASTRO, PEDRO	g	0-1	0-1	1-3	0	0	0	1	1	2	0	0	1	7	7
22	JACKSON-YOUNG, TIANDR	g	2-5	2-5	0-0	0	2	2	1	6	0	0	1	0	26	26
23	MWAMBA, PATRICK	g	1-4	0-3	1-2	1	2	3	4	3	0	1	0	0	16	16
Team						3	1	4	1		2					
Totals			18-55	6-27	18-27	9	27	36	34	60	7	19	2	8	200	
FG % 1st Half:		8-28	28.6%	2nd half:	10-27	37.0%	Game:		18-55	32.7%	Deadball					
3FG % 1st Half:		4-17	23.5%	2nd half:	2-10	20.0%	Game:		6-27	22.2%	Rebounds					
FT % 1st Half:		6-11	54.5%	2nd half:	12-16	75.0%	Game:		18-27	66.7%	5.1					

Arkansas 78 • 4-1

#	Player	Total		3-Ptr		Rebounds			PF	TP	A TO Blk Stl					Min
		FG-FGA	FT-FTA	FG-FGA	FT-FTA	Off	Def	Tot								
02	Adrio Bailey	f	4-6	0-0	6-8	2	3	5	2	14	1	1	2	3	24	24
10	Daniel Gafford	f	6-10	0-0	9-10	2	3	5	4	21	0	1	0	2	23	23
01	Isaiah Joe	g	3-9	2-5	2-2	1	2	3	3	10	3	1	0	1	26	26
05	Jalen Harris	g	3-6	0-1	8-11	0	3	3	1	14	6	1	0	0	31	31
13	Mason Jones	g	0-5	0-3	4-4	1	4	5	4	4	0	2	0	0	25	25
00	Desi Sills	g	1-3	0-2	1-3	1	0	1	1	3	2	4	0	1	15	15
11	K. Embery-Simpson	g	0-5	0-4	2-2	0	3	3	1	2	0	1	0	0	18	18
15	Jonathan Holmes	g	0-1	0-0	0-0	0	0	0	0	0	0	0	0	0	1	1
22	Gabe Osabuohien	g	0-1	0-0	0-2	1	1	2	5	0	2	2	1	0	13	13
24	Ethan Henderson	g	0-0	0-0	0-0	0	2	2	1	0	1	0	0	0	2	2
25	Jordan Phillips	g	0-2	0-1	2-2	0	1	1	0	2	0	0	0	0	4	4
35	Reggie Chaney	g	4-7	0-0	0-2	2	6	8	3	8	0	3	1	0	18	18
Team						4	4	8								
Totals			21-55	2-16	34-46	14	32	46	25	78	15	16	4	7	200	
FG % 1st Half:		8-25	32.0%	2nd half:	13-30	43.3%	Game:		21-55	38.2%	Deadball					
3FG % 1st Half:		1-9	11.1%	2nd half:	1-7	14.3%	Game:		2-16	12.5%	Rebounds					
FT % 1st Half:		14-21	66.7%	2nd half:	20-25	80.0%	Game:		34-46	73.9%	4.2					

Officials: Steven Anderson, Wil Howard, Bart Lenox  
 Technical fouls: UT Arlington-TEAM. Arkansas-Reggie Chaney.  
 Attendance: 17403  
 Tickets Scanned: 8,317  
 Fouled out: Arkansas #22, Osabuohien (6:31 2H)  
 UT Arlington #4, Azore (2:18 2H); #2, Bryant (1:47 2H)

Score by periods	1st	2nd	Total
UT Arlington	26	34	60
Arkansas	31	47	78

Last FG - UTA 2nd-03:58, AR 2nd-00:11.

Largest lead - UTA by 1 1st-19:36, AR by 18 2nd-04:20.

UTA led for 00:49. AR led for 38:47. Game was tied for 00:24.

Points	In	Off	2nd	Fast	Bench
UTA	22	8	7	2	21
AR	32	25	14	6	15

Score tied - 0 times.

Lead changed - 1 time.

## GAME 6 Arkansas vs. FIU

Dec. 1, 2018 • Fayetteville, Ark. - Bud Walton Arena • SEC+

FIU 89 • 7-2

#	Player	Total		3-Ptr		Rebounds			PF	TP	A TO Blk Stl					Min
		FG-FGA	FT-FTA	FG-FGA	FT-FTA	Off	Def	Tot								
10	ANDREWS, Devon	f	2-7	0-1	0-0	1	2	3	4	4	1	1	0	1	16	16
22	DIENG, Elhadji	c	1-2	0-0	0-0	2	1	3	5	2	0	3	1	0	11	11
03	JACOB, Trejon	g	9-18	2-6	0-1	2	6	8	0	20	2	1	0	0	36	36
04	BEARD, Jr., Brian	g	5-15	1-7	10-12	3	5	8	4	21	6	1	0	5	32	32
20	NUNEZ, JR., Willy	g	4-14	3-13	2-2	0	2	2	0	13	0	0	0	0	28	28
01	BANKS, Isaiah	g	4-10	0-5	3-7	5	1	6	3	11	1	1	1	0	23	23
02	VEIRA, Cordell	g	0-3	0-2	0-0	0	0	0	1	0	2	1	0	1	10	10
06	DAYE, JR., Antonio	g	5-10	0-1	5-10	1	2	3	3	15	2	4	0	0	26	26
15	AMETEPE, James	g	1-1	0-0	0-0	0	0	0	2	2	0	0	0	0	3	3
31	DOUGLAS, Michael	g	0-3	0-2	1-2	1	3	4	5	1	2	2	0	1	15	15
Team						5	1	6								
Totals			31-83	6-37	21-34	20	23	43	27	89	16	14	2	8	200	
FG % 1st Half:		10-35	28.6%	2nd half:	21-48	43.8%	Game:		31-83	37.3%	Deadball					
3FG % 1st Half:		3-18	16.7%	2nd half:	3-19	15.8%	Game:		6-37	16.2%	Rebounds					
FT % 1st Half:		12-17	70.6%	2nd half:	9-17	52.9%	Game:		21-34	61.8%	5.1					

Arkansas 121 • 5-1

#	Player	Total		3-Ptr		Rebounds			PF	TP	A TO Blk Stl					Min
		FG-FGA	FT-FTA	FG-FGA	FT-FTA	Off	Def	Tot								
02	Adrio Bailey	f	4-6	0-0	2-4	0	5	5	5	10	1	0	4	1	16	16
10	Daniel Gafford	f	9-12	0-0	5-8	4	8	12	4	23	0	3	4	1	23	23
01	Isaiah Joe	g	11-14	10-13	2-2	0	1	1	2	34	3	1	0	0	28	28
05	Jalen Harris	g	2-6	0-1	5-6	0	3	3	2	9	10	1	0	0	26	26
13	Mason Jones	g	5-8	2-4	7-9	1	9	10	3	19	3	3	0	2	25	25
00	Desi Sills	g	3-4	0-1	1-2	1	2	3	3	7	6	3	0	1	19	19
11	K. Embery-Simpson	g	3-5	1-3	0-2	0	3	3	1	7	3	2	0	3	18	18
15	Jonathan Holmes	g	0-1	0-1	0-0	0	0	0	0	0	0	0	0	0	3	3
22	Gabe Osabuohien	g	1-4	0-1	1-4	1	4	5	4	3	1	1	1	0	19	19
24	Ethan Henderson	g	1-1	0-0	1-2	0	1	1	0	3	0	0	0	1	4	4
25	Jordan Phillips	g	2-6	0-1	0-0	1	1	2	2	4	0	0	0	0	9	9
35	Reggie Chaney	g	1-2	0-0	0-0	0	0	0	2	2	0	0	2	1	10	10
Team						2	3	5								
Totals			42-69	13-25	24-39	10	40	50	28	121	27	14	11	11	200	
FG % 1st Half:		21-38	55.3%	2nd half:	21-31	67.7%	Game:		42-69	60.9%	Deadball					
3FG % 1st Half:		7-15	46.7%	2nd half:	6-10	60.0%	Game:		13-25	52.0%	Rebounds					
FT % 1st Half:		9-14	64.3%	2nd half:	15-25	60.0%	Game:		24-39	61.5%	8					

Officials: Pat Adams, Wil Howard, K.B. Burdett Jr.  
 Technical fouls: FIU-None. Arkansas-None.  
 Attendance: 13763  
 Tickets Scanned: 8,920  
 Fouled out: FIU #22, Dieng (9:49 2H); #31, Douglas (7:19 2H)  
 Arkansas #02, Bailey (5:25 2H)

Score by periods	1st	2nd	Total
FIU	35	54	89
Arkansas	58	63	121

Last FG - FIU 2nd-00:02, AR 2nd-00:18.

Largest lead - FIU None, AR by 35 2nd-00:18.

FIU led for 00:00. AR led for 39:52. Game was tied for 00:08.

Score tied - 0 times.

Lead changed - 0 times.

## GAME 7 Arkansas at Colorado State

Dec. 5, 2018 • Fort Collins, Colo. - Moby Arena • CBS Sports Network

Arkansas 58 • 6-1

#	Player		Total		3-Ptr		Rebounds			PF	TP	A TO Blk Stl					Min
			FG-FGA	FT-FTA	FG-FGA	FT-FTA	Off	Def	Tot			A	TO	Blk	Stl		
02	Adrio Bailey	f	5-7	0-0	0-2	2	6	8	1	10	3	2	2	1	28		
01	Daniel Gafford		5-12	0-0	2-4	3	6	9	2	12	3	1	3	1	22		
01	Isaiah Joe	f	5-12	4-9	0-0	1	1	2	3	14	1	1	0	0	23		
03	Jalen Harris	f	4-8	0-2	0-0	1	4	5	2	8	12	2	0	4	32		
03	Mason Jones	f	5-10	4-8	2-2	0	4	4	2	16	4	0	0	1	29		
01	Kesi Sills		2-3	2-3	2-2	0	1	1	3	8	2	0	0	0	16		
11	K. Embrey-Simpson		5-6	4-5	0-0	1	1	2	2	14	2	0	0	1	16		
22	Gabe Osabuohien		2-5	0-0	1-1	3	2	5	3	5	0	0	1	0	9		
24	Ethan Henderson		0-0	0-0	0-0	0	0	0	0	0	0	0	0	0	2		
25	Jordan Phillips		0-2	0-1	0-0	0	0	1	1	0	1	0	0	0	4		
20	Reggie Chaney		5-8	0-0	1-3	3	5	8	3	11	0	1	3	0	19		
	Team					1	0	1									
Totals			38-73	14-28	8-14	15	31	46	22	98	28	7	9	8	200		
FG % 1st Half: 17-34			50.0%	2nd half: 21-39	53.8%	Game: 38-73		52.1%	Overall: 38-73						50.0%		
FT % 1st Half: 6-8			42.9%	2nd half: 8-14	57.8%	Game: 14-28		50.0%	Overall: 14-28						50.0%		
FT % 2nd Half: 4-6			66.7%	2nd half: 4-8	50.0%	Game: 8-14		57.1%	Overall: 8-14						57.1%		



# 25th Anniversary


# 1994 NATIONAL CHAMPIONSHIP



**Record: 31-3, 14-2 SEC  
NCAA CHAMPION  
SEC CHAMPION**

## NCAA TOURNAMENT RESULTS

RD1	def. North Carolina A&T	94-79
RD2	def. Georgetown	85-73
Sweet 16	def. Tulsa	103-84
Elite 8	def. Michigan	76-68
Final Four	def. Arizona	91-82
Championship	def. Duke	76-72



## 1993-94 RAZORBACKS

3	Alex Dillard	Bessemer, Ala.
12	Clint McDaniel	Tulsa, Okla.
13	John Engskov	Berryville, Ark.
14	Corey Beck	Memphis, Tenn.
15	Dwight Stewart	Memphis, Tenn.
22	Davor Rimac	Zagreb, Croatia
23	Ken Biley	Pine Bluff, Ark.
24	Ray Biggers	Houston, Texas
30	Scotty Thurman	Ruston, La.
31	Roger Crawford	Birmingham, Ala.
33	Lee Wilson	Waco, Texas
34	Corliss Williamson	Russellville, Ark.
35	Reggie Merritt	Little Rock, Ark.
40	Elmer Martin	Memphis, Tenn.
44	Darnell Robinson	Oakland, Calif.
	Nolan Richardson	Head Coach
	Nolan Richardson III	Assistant Coach
	Mike Anderson	Assistant Coach
	Brad Dunn	Assistant Coach
	Wayne Stehlik	Dir. of Operations
	Dave England	Athletic Trainer

