

Ole Miss

BASKETBALL

2018-19 OLE MISS MEN'S BASKETBALL GAME NOTES

Ole Miss Athletics Communications | 908 All-American Dr. | University, MS 38677

MBB Contact: Adam Kuffner | kuffner@olemiss.edu | 662-915-7031 (o) | 662-816-0497 (c)

Web: OleMissSports.com, OleMissGameday.com | **Twitter:** @OleMissSports, @OleMissMBB, @RebelCoachDavis

Facebook: Facebook.com/OleMissSports, Facebook.com/OleMissMBB | **Instagram:** OleMissMBB

2018-19 SCHEDULE

Date	Opponent [TV]	Time/Result
11/2	FAYETTEVILLE STATE (Ex.) [SECN+]	W, 101-52
11/10	WESTERN MICHIGAN [SECN+]	W, 90-64
11/16	at RV/RV Butler [FS2]	L, 76-83
11/20	NICHOLLS [SEC Network]	W, 75-55
11/23	vs. Baylor^ [CBS Sports Network]	W, 78-70
11/24	vs. Cincinnati^ [CBS Sports Network]	L, 57-71
11/28	SAN DIEGO [SECN+]	W, 93-86
12/1	ULM [SECN+]	W, 83-60
12/8	at Illinois State [ESPN+]	W, 81-74
12/12	vs. Southeastern Louisiana@ [SECN+]	W, 69-47
12/16	CHATANOOGA [SEC Network]	W, 90-70
12/21	vs. Middle Tennessee\$	W, 74-56
12/29	FLORIDA GULF COAST [SECN+]	W, 87-57
1/5	at Vanderbilt* [SEC Network]	W, 81-71
1/9	#11/10 AUBURN* [ESPN2]	W, 82-67
1/12	at #14/14 Mississippi State* [CBS]	W, 81-77
1/15	RV/RV LSU* [SEC Network]	L, 69-83
1/19	ARKANSAS* [SEC Network]	12 p.m.
1/22	at Alabama* [ESPN/ESPN2]	8 p.m.
1/26	IOWA STATE% [ESPN/ESPN2/ESPN3]	11 a.m.
1/30	at Florida* [SEC Network]	5:30 p.m.
2/2	MISSISSIPPI STATE* [SEC Network]	2:30 p.m.
2/6	TEXAS A&M* [SEC Network]	6 p.m.
2/9	at Georgia* [SEC Network]	12 p.m.
2/13	at Auburn* [SEC Network]	7:30 p.m.
2/16	MISSOURI [SEC Network]	2:30 p.m.
2/19	at South Carolina* [SEC Network]	6 p.m.
2/23	GEORGIA* [SEC Network]	2:30 p.m.
2/27	TENNESSEE* [SEC Network]	6 p.m.
3/2	at Arkansas* [SEC Network]	12 p.m.
3/5	KENTUCKY* [ESPN2/U/SEC Network]	8 p.m.
3/9	at Missouri [SEC Network]	2:30 p.m.
3/13-17	SEC Tournament [Nashville, Tenn.]	TBA


* SEC Game | Ranking: AP/USA TODAY Coaches | All Times CT

^ Emerald Coast Classic (Destin, Fla.)

@ Game at Mississippi Coliseum in Jackson, Miss.

\$ Game at Bridgestone Arena in Nashville, Tenn.

% Big 12/SEC Challenge



Arkansas

RAZORBACKS

(10-6, 1-3 SEC)

Head Coach: Mike Anderson

Career: 361-190/17th

At ARK: 161-92/8th

GAME 17

Date: Saturday, Jan. 19, 2019

Time: 12 p.m. CT

Location: Oxford, Miss.

Arena: The Pavilion at Ole Miss (9,500)

Television: SEC Network

Richard Cross, play-by-play

Debbie Antonelli, analyst

Radio: Ole Miss IMG Sports Network

David Kellum, play-by-play

Marc Dukes, analyst

Live Video: WatchESPN.com

Live Audio: OleMissSports.com

Series: Arkansas leads 47-32

Last Meeting: Arkansas won 75-64

Feb. 13, 2018 (Oxford, Miss.)



#18/20 Ole Miss

REBELS

(13-3, 3-1 SEC)

Head Coach: Kermit Davis

Career: 482-266/24th

At OM: 13-3/1st

TIPOFF TIDBITS

- Ole Miss is ranked in the national polls (AP-18, Coaches-20) for the first time since 2013.
- Saturday's game is sold out, the second straight sellout and the sixth in the history of The Pavilion (opened January 2016).
- The Rebels are coming off their first conference loss of the season that also snapped a 10-game winning streak dating back to Nov. 24; it was the longest winning streak since winning 13 straight to begin the 2007-08 season.
- Ole Miss leads the series with Arkansas 19-7 for games played in Oxford.
- Senior guard **Terence Davis** has scored at least 24 points three different times versus Arkansas throughout his career.
- Last week, the Rebels knocked off a pair of top 15 teams in back-to-back games for the first time in school history.
- Ole Miss was named the national team of the week by the NABC (National Association of Basketball Coaches) and Andy Katz of NCAA.com.
- **Terence Davis** is the reigning SEC Player of the Week after averaging 19.5 ppg in victories over two top 15 teams; Davis has both of the Rebels' two double-doubles this season, both occurring over the last three games.
- Both SEC Players of the Week through the first two weeks of conference play have been Rebels (**Breein Tyree** was SEC Player of the Week last week).
- Freshman **KJ Buffen** was a perfect 5 of 5 from the floor versus LSU, the first Rebel to go perfect from the floor (minimum of five shots) since Marcanvis Hymon went 6 of 6 at Middle Tennessee last season (Dec. 9, 2017).
- Five Rebels are averaging more points per game in SEC play than in non-conference games.
- Making 144 three-pointers over his career, **Terence Davis** ranks 10th in school history; Davis also ranks 24th in Ole Miss history with 1,268 career points and has 20 career 20-point games.
- **Kermit Davis** is the first coach in school history to win his first three SEC games and only the second coach in school history to win 13 of his first 15 games at Ole Miss.
- With 482 career wins, **Kermit Davis** ranks 135th all-time and 31st among active Division I head coaches.

OLE MISS STYLE GUIDE

NAME

Ole Miss (preferred)
University of Mississippi
~~Mississippi~~

NICKNAME






Rebels

MASCOT



TONY

PROJECTED OLE MISS STARTERS

	G 2 DEVONTAE SHULER 6-2 192 So. Irmo, S.C.	PTS	REB	AST	STL	FG%	FT%
		10.3	4.1	3.3	1.6	45.8	82.9
	G 4 BREEIN TYREE 6-2 195 Jr. Somerset, N.J.	PTS	REB	AST	STL	FG%	FT%
		17.2	3.4	3.1	0.9	50.0	81.8
	G 3 TERENCE DAVIS 6-4 205 Sr. Southaven, Miss.	PTS	REB	AST	STL	FG%	FT%
		16.1	5.9	3.5	1.3	49.5	73.2
	G/F 0 BLAKE HINSON 6-7 229 Fr. Deltona, Fla.	PTS	REB	AST	STL	FG%	FT%
		9.4	2.9	1.6	0.8	44.6	71.1
	C 13 DOMINIK OLEJNICZAK 7-0 260 Jr. Torun, Poland	PTS	REB	AST	STL	FG%	FT%
		6.4	3.3	1.0	0.6	66.7	73.1

0		BLAKE HINSON 6-7 229 Fr. Deltona, Fla. Major: Sports and Rec. Admin.	PTS 9.4	REB 2.9	AST 1.6	STL 0.8	FG% 44.6	FT% 71.1	LAST GAME: Scored five points with one rebound, one assist and one steal NOTES: Has started all 16 games ... Averaging 12.3 ppg in SEC games ... Scored a career-high 26 points in the win at No. 14 Mississippi State (Jan. 12), the most points by an Ole Miss freshman in a game since Jarvis Summers in 2011
1		ZACH NAYLOR 6-8 220 Jr. Houston, Texas Major: General Studies	PTS 0.6	REB 0.9	AST 0.3	STL 0.2	FG% 33.3	FT% 100.0	LAST GAME: Did not play versus LSU NOTES: Has appeared in 12 of the team's 16 games ... Scored a career-high five points and added three rebounds in the win over FGCU (Dec. 29) ... Two-time all-region honors at Weatherford College and led them in scoring last season (18.2 ppg)
2		DEVONTAE SHULER 6-2 192 So. Irmo, S.C. Enrolled in the College of Liberal Arts	PTS 10.3	REB 4.1	AST 3.3	STL 1.6	FG% 45.8	FT% 82.9	LAST GAME: Scored six points and tied a season high with six assists NOTES: Ranks fourth in the SEC in minutes per game (32.9), fifth in steals and sixth in assist/turnover ratio (1.9) ... Paces the team in steals, second in assists ... Scored a career-high 24 points vs. Cincinnati (Nov. 24), named to ECC All-Tournament Team
3		TERENCE DAVIS 6-4 205 Sr. Southaven, Miss. Major: General Studies	PTS 16.1	REB 5.9	AST 3.5	STL 1.3	FG% 49.5	FT% 73.2	LAST GAME: Second double-double in the last three games (21 points, 10 boards) NOTES: Reigning SEC Player of the Week ... Leads team in assists, second in blocks ... Ranks seventh in the SEC in field goal percentage and scoring ... Scored 30 points at Butler (Nov. 16), his fourth career 30-point game ... Preseason Second Team All-SEC
4		BREEIN TYREE 6-2 195 Jr. Somerset, N.J. Major: General Studies	PTS 17.2	REB 3.4	AST 3.1	STL 0.9	FG% 50.0	FT% 81.8	LAST GAME: Scored 12 points, all in the first half, in a team-high 36 minutes NOTES: Scored a career-high 31 points at Vanderbilt (Jan. 5) and became SEC Player of the Week ... Ranks third in the SEC in scoring, fifth in playing time (32.4 minutes per game) and sixth in field goal percentage ... Chair of the SEC Basketball Leadership Council
5		BRIAN HALUMS 6-5 188 Jr. Hollandale, Miss. Major: General Studies	PTS 1.4	REB 0.6	AST 0.3	STL 0.0	FG% 16.7	FT% 75.0	LAST GAME: Did not play versus LSU NOTES: Made his Rebel debut vs. WMU, scoring six points in four minutes ... Earned all-state and all-league honors both years at Itawamba CC ... Finished 37th in the country in scoring (19.6 ppg) to earn NJCAA All-America Second Team honors last season
10		CARLOS CURRY 6-11 235 Fr. Albany, Ga. Major: Freshman Studies	PTS --	REB --	AST --	STL --	FG% --	FT% --	LAST GAME: Did not play versus LSU NOTES: Will redshirt this season ... Averaged a double-double as a high school senior (15 ppg and 10 rpg) ... Earned all-state honorable mention accolades as well as all-region second team, all-area and defensive player of the year
11		FRANCO MILLER JR. 6-2 202 Fr. Freeport, Bahamas Major: Sports and Rec. Admin.	PTS --	REB --	BLK --	STL --	FG% --	FT% --	LAST GAME: Did not play versus LSU NOTES: Will redshirt this season to recover from a knee injury ... Spent last season at Crestwood Preparatory College in Toronto, Canada ... Averaged 25.8 ppg, 6.0 rpg, 5.2 apg and 3.3 spg ... Broke the 40-point threshold twice throughout the year
12		BRUCE STEVENS 6-8 252 Sr. Louin, Miss. Major: General Studies	PTS 8.4	REB 4.4	AST 0.8	STL 0.6	FG% 52.8	FT% 75.0	LAST GAME: Scored five points and grabbed six rebounds in 20 minutes NOTES: Season highs in points (17), rebounds (8) and minutes (33) in the win over Baylor (Nov. 23) ... Increased his scoring average in SEC play (11.8 ppg) a season ago ... Scored a career-high 27 points (13 of 16 from the line) vs. Illinois St. last year
13		DOMINIK OLEJNICZAK 7-0 260 Jr. Torun, Poland Major: General Studies	PTS 6.4	REB 3.3	BLK 1.0	STL 0.6	FG% 66.7	FT% 73.1	LAST GAME: Scored seven points and grabbed five rebounds NOTES: Averaging 7.7 ppg over the last 10 games after averaging 4.3 ppg through the first six games ... Leads the team in blocks ... Recorded season highs in points (11) and rebounds (7) in the win over No. 10 Auburn (Jan. 9)
14		KJ BUFFEN 6-7 220 Fr. Gainesville, Ga. Major: Freshman Studies	PTS 6.6	REB 5.1	AST 1.3	STL 0.9	FG% 49.3	FT% 64.3	LAST GAME: Scored 13 points (5 of 5 shooting) with a career-high three steals NOTES: Has come off the bench in all 16 games, averaging 20.5 minutes per game ... Ranks second on the team in rebounds ... Scored a career-high 16 points in the win over No. 10 Auburn (Jan. 9) ... A 4-star forward and the No. 7 player in Georgia
15		LUIS RODRIGUEZ 6-6 202 Fr. Los Angeles, Calif. Major: Sports and Rec. Admin.	PTS 1.0	REB 1.1	AST 0.8	BLK 0.4	FG% 42.9	FT% 100.0	LAST GAME: Had one block in three minutes off the bench NOTES: Has played in 14 games this season ... Rated a 4-star small forward and the No. 1 player out of the state of Connecticut (No. 143 nationally) by 247Sports ... Spent last year at Woodstock Academy in Connecticut, ranked third nationally
20		D.C. DAVIS 5-11 185 Sr. Purvis, Miss. Major: General Studies	PTS 2.6	REB 1.4	AST 0.7	STL 0.4	FG% 44.4	FT% 68.4	LAST GAME: Had one rebound and one assist in eight minutes off the bench NOTES: Scored a career-high 12 points on a perfect 4 of 4 shooting vs. WMU (Nov. 11) ... Former walk-on that earned a scholarship ... Played in five games and scored five points last season ... Earned a spot on the SEC First-Year Academic Honor Roll
30		ANTONIO MORGANO 5-10 173 So. Morgantown, W. Va. Major: Political Science	PTS 0.3	REB 0.2	AST 0.0	STL 0.0	FG% 50.0	FT% --	LAST GAME: Did not play versus LSU NOTES: Has appeared in six games this season ... Scored two points vs. FGCU (Dec. 29), his first points as a Rebel, making a bucket in the last minute ... Played in one game last season ... Led Morgantown HS to a 27-0 record and state championship
33		JOHN MCBRIDE 6-5 216 Fr. Memphis, Tenn. Major: Accountancy	PTS --	REB --	BLK --	STL --	FG% --	FT%	

CAREER RECORD AS A HEAD COACH (ALL DIVISIONS):

482-266 (.644 pct. / 24 seasons)

CAREER RECORD AS A HEAD COACH (DIVISION I):

416-241 (.633 pct. / 21 seasons)

COACHING HONORS

- 1989 Big Sky Coach of the Year (league)
- 1990 Big Sky Coach of the Year (league)
- 2003 Sun Belt Coach of the Year (league)
- 2008 Sun Belt Coach of the Year (CollegeInsider.com)
- 2010 Sun Belt Coach of the Year (CollegeInsider.com)
- 2012 Sun Belt Coach of the Year (league, CollegeInsider.com)
- 2012 NABC District 24 Coach of the Year
- 2013 Sun Belt Coach of the Year (league, CollegeInsider.com)
- 2016 Daily News Journal Sportsperson of the Year
- 2017 Conference USA Coach of the Year (league)
- 2017 NABC District 11 Coach of the Year
- 2017 TSWA Coach of the Year

**COACHING CAREER**

Season	School	Position	Record/Postseason
1984-85	Southwest Mississippi CC	Head Coach	17-9
1985-86	Southwest Mississippi CC	Head Coach	22-11
1986-87	Idaho	Assistant Coach	16-14
1987-88	Idaho	Assistant Coach	19-11
1988-89	Idaho	Head Coach	25-6/NCAA First Round
1989-90	Idaho	Head Coach	25-6/NCAA First Round
1990-91	Texas A&M	Head Coach	8-21
1991-92	Chipola	Associate Head Coach	
1992-93	Chipola	Associate Head Coach	
1993-94	Chipola	Head Coach	27-5/State Semifinals
1994-95	Utah State	Associate Head Coach	21-8/NIT
1995-96	Utah State	Associate Head Coach	18-15
1996-97	Idaho	Head Coach	13-17
1997-98	LSU	Associate Head Coach	9-18
1998-99	LSU	Associate Head Coach	12-15
1999-2000	LSU	Associate Head Coach	28-6/NCAA Sweet Sixteen
2000-01	LSU	Associate Head Coach	13-16
2001-02	LSU	Associate Head Coach	19-15/NIT Second Round
2002-03	Middle Tennessee	Head Coach	16-14
2003-04	Middle Tennessee	Head Coach	17-12
2004-05	Middle Tennessee	Head Coach	19-12
2005-06	Middle Tennessee	Head Coach	16-12
2006-07	Middle Tennessee	Head Coach	15-17
2007-08	Middle Tennessee	Head Coach	17-15
2008-09	Middle Tennessee	Head Coach	18-14
2009-10	Middle Tennessee	Head Coach	19-14/CIT First Round
2010-11	Middle Tennessee	Head Coach	16-16
2011-12	Middle Tennessee	Head Coach	27-7/NIT Quarterfinals
2012-13	Middle Tennessee	Head Coach	28-6/NCAA First Four
2013-14	Middle Tennessee	Head Coach	24-9
2014-15	Middle Tennessee	Head Coach	19-17/CIT First Round
2015-16	Middle Tennessee	Head Coach	25-10/NCAA Second Round
2016-17	Middle Tennessee	Head Coach	31-5/NCAA Second Round
2017-18	Middle Tennessee	Head Coach	25-8/NIT Second Round
2018-19	Ole Miss	Head Coach	13-3

EDUCATION: Bachelor's (1982); Master's (1984) - Mississippi State**FASTBREAK FACTS ON KERMIT DAVIS**

- Ranks 135th all-time in career wins and 31st among active head coaches
- Nine seasons of 24 or more wins as a head coach
- Eight-time conference coach of the year
- First coach in Ole Miss history to win his first three SEC games
- Second coach in Ole Miss history to win 13 of his first 15 games as the Rebels' head coach
- Winningest head coach in Middle Tennessee history
- Winningest head coach in Sun Belt Conference history
- Coached Middle Tennessee to 179 wins in the last seven seasons, the most by any school in the state of Tennessee during that span
- Won nine conference championships (seven regular season, two conference tournaments) at Middle Tennessee over the past nine seasons
- Last season, led the Blue Raiders to a nation-best 12 road wins as Middle Tennessee went 12-2 in true road games
- Coached one of the biggest upsets in NCAA Tournament history, leading No. 15 seed Middle Tennessee to a win over No. 2 seed Michigan State in the 2016 NCAA Tournament
- One year later, led Middle Tennessee back to the NCAA Tournament as a No. 12 seed, where they beat No. 5 seed Minnesota
- Other wins over Power 5 schools include Auburn, Ole Miss, Tennessee, UCLA and Vanderbilt
- As a head coach, has led his teams to 14 conference championships (10 regular season, four conference tournaments)
- Serving as associate head coach, helped Utah State and LSU earn conference titles; took LSU to the Sweet 16 to conclude a 28-6 campaign
- Inducted into the Southwest Mississippi College Hall of Fame in October 2018
- Youngest Division I head coach in the nation at Idaho at age 28
- Youngest junior college coach in the nation at Southwest Mississippi at age 24
- He and his wife Betty have two daughters, Ally and Claire

*Coach Davis' full bio can be found on OleMissSports.com

OLE MISS QUICK FACTS

Name...Ole Miss (The University of Mississippi)
Nickname..... Rebels
Location..... Oxford, Mississippi
Founded..... November 6, 1848
Enrollment..... 23,258
School Colors..... Cardinal Red and Navy Blue
Mascot..... Rebel
Interim Chancellor..... Larry D. Sparks
Faculty Representative..... Dr. Ron Rychlak
Athletics Director..... Ross Bjork
Conference..... Southeastern (SEC)
2017-18 Record..... 12-20
SEC Record/Finish..... 5-13/14th SEC
Postseason..... N/A
Lettermen Returning/Lost..... 7/8
Starters Returning/Lost..... 3/2
Newcomers..... 8

MEDIA SERVICES

CREDENTIALS

Please contact the Athletics Communications Office for game credentials. Requests for credentials should be emailed to Adam Kuffner (kuffner@olemiss.edu) and will be limited to working members of the media. Credentials will be held at the will-call table located at the media entrance on the southwest corner of The Pavilion at Ole Miss.

Priority will be given to media representatives that cover Ole Miss Basketball on a regular basis. Credentials are non-transferable. Unauthorized use is strictly prohibited.

INTERVIEW POLICY

All interview requests — coaches and players — **MUST** be coordinated through the Communications Office. During the week, head coach Kermit Davis and Rebel players will generally be available for interviews at the Tuohy Center or The Pavilion before practice on Mondays, unless arranged otherwise. Please email or text your player requests to Adam Kuffner by 1 p.m. of the day prior to interviews. There will be no gameday player interviews until after the game.

PRACTICE POLICY

Some Ole Miss basketball practices may be opened to the media. If you would like to attend, contact Adam Kuffner for availability and more information.

WEEKLY TELECONFERENCE

The Southeastern Conference conducts teleconferences 2-3 times per month with all 14 men's basketball head coaches beginning in January and running through the end of the season. Contact the SEC Media Relations office or the Ole Miss Athletics Communications office for dates and times.

PARKING

Media parking is located in the garage or at the Ole Miss Track Complex. Media members should request parking in advance. Media members that attend practices, press conferences and other on-campus events during the week should make arrangements with campus parking by visiting olemiss.edu/parking/media.html.

POSTGAME INTERVIEWS

Both team locker rooms are CLOSED to the media following the game, by facility policy. Visiting coach and player interviews will address the media in the media workroom following a cooling off period approximately 10 minutes after the game. Ole Miss head coach Kermit Davis and selected Ole Miss players will address the media following the visiting team.

WHAT A WEEK

Ole Miss had quite the week last week, shining in the national spotlight by beating top 15 teams in back-to-back games for the first time in school history. The Rebels knocked off No. 10 Auburn 82-67 at home (Jan. 9) before going on their rivals' home floor and walking away with an 81-77 win over the No. 14 Bulldogs (Jan. 12). The performance had both the National Association of Basketball Coaches (NABC) and NCAA.com's Andy Katz tab the Rebels as their NCAA Team of the Week. It was the first time Ole Miss beat ranked teams in consecutive games since 2002-03 when the Rebels went to No. 23 LSU (Jan. 18, 2003) and won 67-57 before taking down No. 15 Alabama 76-57 at home (Jan. 21, 2003).

BACK IN THE NATIONAL RANKINGS

With 10 straight wins heading into the week, including back-to-back wins over top 15 teams, the Rebels found themselves back in the national rankings for the first time in six years. Ole Miss is ranked 18th in the AP Poll, appearing for the first time since being ranked 16th on Jan. 28, 2013. The Rebels are No. 20 in the USA TODAY Coaches Poll, cracking that top 25 for the first time since sitting at No. 23 (Feb. 4, 2013).

MAKING THE MARCH TOWARDS MARCH MADNESS

In the first year under head coach **Kermit Davis**, the Rebels are making their presence known in early conversations regarding the NCAA Tournament. In the new NET, a metric the NCAA Tournament Selection Committee looks at to determine at-large berths, Ole Miss is ranked 28th with two Quadrant 1 victories and two Quadrant 2 wins. CBS Sports Bracketologist Jerry Palm has the Rebels as a No. 4 seed in his current NCAA Tournament projections (Jan. 14). According to ESPN Bracketologist Joe Lunardi, Ole Miss is a No. 8 seed (Jan. 15). Andy Katz of NCAA.com has Ole Miss projected to be a No. 9 seed come March. The Rebels will look to remain on the right side of the bubble as March nears.

SEC LEADERS

- Ole Miss ranks second in the SEC in field goal percentage (49.3) and rebounding defense (30.6).

COMPARING THE TEAMS

Statistic	Ole Miss	Arkansas
Scoring Offense	79.1	80.1
Scoring Defense	68.2	73.2
Scoring Margin	+10.9	+6.9
Field Goal Pct.	.493	.451
Opp. Field Goal Pct.	.413	.401
3-Point Pct.	.374	.337
Opp. 3-Point Pct.	.350	.312
Free Throw Pct.	.748	.638
Rebounds Per Game	36.4	38.1
Opp. Rebounds Per Game	30.6	39.1
Rebound Margin	+5.8	-1.0
Assists Per Game	15.9	17.5
Turnovers Per Game	13.4	13.7
Opp. Turnovers Per Game	14.4	16.1
Turnover Margin	+1.0	+2.4
Steals Per Game	7.4	8.2
Blocks Per Game	4.1	5.5

OLE MISS REBEL ROSTER

No.	Name	Pos.	Ht.	Wt.	Yr.	Hometown (High School/Other School)
0	Blake Hinson	G/F	6-7	229	Fr.	Deltona, Fla. (Sunrise Christian Academy (Kan.))
1	Zach Naylor	F	6-8	220	Jr.	Houston, Texas (Weatherford College)
2	Devontae Shuler	G	6-2	192	So.	Irmo, S.C. (Oak Hill Academy)
3	Terence Davis	G	6-4	205	Sr.	Southaven, Miss. (Southaven)
4	Breein Tyree	G	6-2	195	Jr.	Somerset, N.J. (St. Joseph HS)
5	Brian Halums	G	6-5	188	Jr.	Hollandale, Miss. (Itawamba CC)
10	Carlos Curry	F	6-11	235	Fr.	Albany, Ga. (Dougherty Comprehensive)
11	Franco Miller Jr.	G	6-2	202	Fr.	Freeport, Bahamas (Crestwood Prep (Canada))
12	Bruce Stevens	F	6-8	252	Sr.	Louin, Miss. (Jones County JC)
13	Dominik Olejniczak	C	7-0	260	Jr.	Torun, Poland (Drake)
14	KJ Buffen	F	6-7	220	Fr.	Gainesville, Ga. (Gainesville)
15	Luis Rodriguez	G/F	6-6	202	Fr.	Los Angeles, Calif. (Woodstock Academy (Conn.))
20	D.C. Davis	G	5-11	185	Sr.	Purvis, Miss. (Jones County JC)
30	Antonio Morgano	G	5-10	173	So.	Morgantown, W. Va. (Morgantown)
33	John McBride	G	6-5	216	Fr.	Memphis, Tenn. (Memphis University School)

Head Coach:

Kermit Davis (Mississippi State, 1982), First Season

Assistant Coaches:

Win Case (University of Science and Arts of Oklahoma, 1986), First Season

Ronnie Hamilton (Duke, 2002), First Season

Levi Watkins (NC State, 2005), First Season

Coordinator of Basketball Operations: Thomas Gray

PRONUNCIATIONS

KJ BUFFEN	BUFF-en
Brian HALUMS	HAY-lums
DOMINIK OLEJNICZAK	DAH-mih-nick oh-la-NEE-chak
DEVONTAE SHULER	duh-VON-tay SHOO-ler

- **Breein Tyree** ranks third in scoring (17.2 ppg), fifth in playing time (32.4 minutes per game) and sixth in field goal percentage (50.0 percent).
- **Devontae Shuler** ranks fourth in playing time (32.9 minutes per game), fifth in steals (1.6 per game) and sixth in assist/turnover ratio (1.9).
- **Terence Davis** ranks seventh in field goal shooting (49.5 percent) and scoring (16.1 ppg), while ranking 10th in assists (3.5 per game).

SCOUTING ARKANSAS

Arkansas enters Saturday's matchup with a 10-6 record, including 1-3 in SEC play. After earning a victory at Texas A&M in the conference opener, the Razorbacks have dropped the past three games. Arkansas is one of the nation's best teams in defending the rim and sharing the ball, ranking 12th nationally in blocks per game (5.5) and 14th in assists per game (17.5). Daniel Gafford leads the team in blocks (33) as well as scoring (17.0 ppg) and rebounding (9.3 rpg). A threat in the post, he leads the SEC in field goal percentage at 65.8 percent (106 of 161, all two-point attempts). Mason Jones adds 15.0 ppg, while Isaiah Joe uses his SEC-best percentage from beyond the arc (44.3 percent) to tally 14.7 ppg. Dishing 103 assists compared to only 26 turnovers, Jalen Harris leads the SEC and ranks fifth in the country in assist/turnover ratio (4.0). Mike Anderson is in his eighth season as Arkansas head coach. He spent 18 seasons as an assistant for the Razorbacks, then went on to lead UAB (2002-06) and Missouri (2006-11) before returning to Arkansas.

SERIES HISTORY

Saturday's game will be the 80th meeting between the two schools, with the Razorbacks holding an all-time series lead of 47-32. The series began in 1937 and Arkansas won 32 of the first 38 meetings, but Ole Miss has won 26 of the last 41 meetings and 11 of the last 18. Arkansas swept last season's series with a victory at home (97-93) before winning for the first time at The Pavilion (75-64). The Rebels have dominated the series at home, holding a 19-7 advantage in Oxford.

LAST TIME WE MET

The last time the two programs met, Ole Miss fell to Arkansas 75-64 (Feb. 13, 2018) at The Pavilion. Ole Miss jumped out to an early 18-13 lead behind nine early points from Deandre Burnett. The senior guard finished with 24 points on 6 of 15 shooting. Arkansas began to defend better over the course of the last eight minutes of the half and took a 34-23 lead into halftime despite the Rebels getting Razorback big man Daniel Gafford into foul trouble. The freshman forward sat most of the first half with two fouls. The deficit was trimmed in the early minutes of the second half. A 6-0 spurt from Burnett cut it to two at 36-34, despite the Rebels being just 9 of 37 from the field at the time. A **Devontae Shuler** triple cut the game to one point at 53-52 with just under nine minutes left, but Arkansas sealed the game with a 20-1 run over the next five minutes. Gafford spent much more time on the floor in the second half and recorded 14 points. He had 19 for the game and six rebounds.

TD AGAINST THE HOGS

Senior guard **Terence Davis** has faced Arkansas five times during his career. Take away playing less than a minute against the Razorbacks as a freshman, Davis is averaging 21.5 ppg against the conference foe. During his sophomore season, he scored 24 points in Fayetteville (Feb. 18, 2017) before tallying 26 in the SEC Tournament (March 10, 2017). Last year at Arkansas (Jan. 20, 2018), Davis went 10 of 15 from the floor for a season-high 30 points. The Razorbacks limited him to three points in the last meeting (Feb. 13, 2018), but Davis pulled down a career-high 13 rebounds.

WWWWWWWWW

Starting at the end of November and running through the first three games of SEC play, the Rebels won 10 consecutive games for the first time since opening up the 2007-08 season with 13 straight victories. At the time, the winning streak was tied for the fourth-longest active winning streak in the country. Seven of the 10 Ole Miss wins during the streak were by double digits. During the Rebels' 10-game winning streak, they outscored the opposition by an average of 15.6 ppg (82.1-66.5). The Rebels shot 52.2 percent from the floor, while going 40.9 percent from beyond the arc. Ole Miss shared the basketball during the streak, averaging 17.5 assists per game.

DOUBLE-DOUBLE DAVIS

No Rebel recorded a double-double in any of the first 13 games of the season, but **Terence Davis** has emerged with a pair over the last three games. The Southaven, Mississippi, native tallied 27 points and 12 rebounds, both team highs, to lead Ole Miss past No. 10 Auburn 82-67 (Jan. 9). The next time Davis took Craddock Court at The Pavilion, he produced another double-double with 21 points and 10 boards against LSU (Jan. 15). Davis now has eight double-doubles for his career to pace the Rebels.

STREAK ENDS WITH LOSS TO LSU

Playing its first game as a ranked team in The Pavilion, in front of a sellout crowd, No. 18 Ole Miss saw its 10-game winning streak come to an end. Breaking a 31-31 tie at the half, LSU handed the Rebels their first loss in conference play 83-69. Senior guard **Terence Davis** posted his second double-double over the past three games with team highs in points (21) and rebounds (10). **KJ Buffen** added 13 points, five rebounds and a career-high three steals. Also reaching double figures was **Breein Tyree**, who scored all 12 of his points in the first half. As a team, Ole Miss shot 40.6 percent (26 of 64) from the field. However, the Rebels uncharacteristically struggled from beyond the arc (8 of 28) and at the free throw line (9 of 17). Ole Miss entered the game leading the SEC in free throw shooting, while ranking second in the conference in field goal percentage. LSU remained as one of three unbeaten in SEC play, led by huge nights from

BY THE NUMBERS

The Rebels' record is ...

- Overall. 13-3
- SEC Games 3-1
- Streak L1
- Overtime 0-0
- Home Overall (SEC) 7-0 (1-1)
- Road Overall (SEC) 3-1 (2-0)
- Neutral Games (SEC) 3-1 (0-0)
- vs. Ranked Opponents. 2-0

- Day Games 5-0
- Night Games (6 p.m. or later) 8-3
- November Games 4-2
- December Games 6-0
- January Games 3-1
- February Games 0-0
- March Games 0-0

- Monday Games 0-0
- Tuesday Games 1-1
- Wednesday Games 3-0
- Thursday Games 0-0
- Friday Games 2-1
- Saturday Games 6-1
- Sunday Games 1-0

- Red Jerseys 2-1
- Navy Jerseys 2-0
- White Jerseys 3-1
- Gray Jerseys 5-1
- Powder Blue Jerseys 1-0

Rebels' record when ...

- Leading at the half 11-0
- Tied at the half 0-1
- Behind at the half 2-2

- Scores 90 points or more 3-0
- Scores 80-89 points 6-0
- Scores 70-79 points 3-1
- Scores less than 70 points 1-2

- Out-rebounds opponent 12-2
- Out-rebounded by opponent 1-1
- Ties opponents in rebounds 0-0

- Shoots 50 percent or better 8-0
- Shoots between 40-49 percent 4-2
- Shoots under 40 percent 1-1
- Shoots 40 percent or better from 3-pt. 5-1
- Shoots between 30-40 percent from 3-pt. 7-0
- Shoots under 30 percent from 3-pt. 1-2
- Shoots 70 percent or better from FT line 10-1
- Shoots 60-69 percent from FT line 1-1
- Shoots under 60 percent from FT line 2-1
- Opp. shoots 50 percent or better 0-0
- Opp. shoots 40-49 percent 8-3
- Opp. shoots under 40 percent 5-0
- Opp. shoots 40 percent or better from 3-pt. 2-3
- Opp. shoots between 30-40% from 3-pt. 7-0
- Opp. shoots under 30 percent from 3-pt. 4-0
- Commits 15 turnovers or more 4-2
- Commits less than 15 turnovers 9-1
- Forces 15 turnovers or more 7-0
- Forces less than 15 turnovers 6-3
- Has less (or same) turnovers than opp. 8-0

OLE MISS IN NCAA/SEC STATS

TOP 100

	SEC	NCAA	Category (as of 1/18/19)
Ole Miss	5	90	Assist/Turnover Ratio (1.2)
Ole Miss	4	51	Assists Per Game (15.9)
Ole Miss	13	95	Blocks Per Game (4.1)
Ole Miss	2	18	FG% (49.3)
Ole Miss	7	80	FG% Defense (41.3)
Ole Miss	3	47	FT% (74.8)
Ole Miss	4	40	Rebounding Margin (5.8)
Ole Miss	6	97	Scoring Defense (68.2)
Ole Miss	4	45	Scoring Margin (+10.9)
Ole Miss	7	62	Scoring Offense (79.1)
Ole Miss	6	85	Steals Per Game (7.4)
Ole Miss	3	54	3FG% (37.4)
Ole Miss	3	98	Total Assists (255)

SEC STATS

	SEC	Category (as of 1/19/19)
Ole Miss	7	Scoring Offense (79.1)
Ole Miss	6	Scoring Defense (68.2)
Ole Miss	4	Scoring Margin (+10.9)
Ole Miss	3	FT% (74.8)
Ole Miss	2	FG% (49.3)
Ole Miss	7	FG% Defense (41.3)
Ole Miss	3	3FG% (37.4)
Ole Miss	12	3FG Defense (35.0)
Ole Miss	12	Rebounding Off. (36.4)
Ole Miss	2	Rebounding Def. (30.6)
Ole Miss	4	Rebounding Margin (+5.8)
Ole Miss	13	Blocks (4.1)
Ole Miss	5	Assists (15.9)
Ole Miss	6	Steals (7.4)
Ole Miss	8	Turnover Margin (+1.0)
Ole Miss	5	Assist/Turnover Ratio (1.2)
Ole Miss	14	Offensive Rebounds (10.1)
Ole Miss	8	Defensive Rebounds (26.3)
Ole Miss	4	Def. Rebound% (72.2)
Ole Miss	8	Off. Rebound% (33.1)
Ole Miss	5	3FG Made (8.0)
Tyree	3	Scoring (17.2)
T. Davis	7	Scoring (16.1)
T. Davis	19	Rebounds (5.9)
Tyree	6	FG% (50.0)
T. Davis	7	FG% (49.5)
T. Davis	10	Assists (3.5)
Shuler	5	Steals (1.6)
T. Davis	10	3FG Made (2.1)
Shuler	6	Assist/Turnover Ratio (1.9)
Shuler	4	Minutes (32.9)
Tyree	5	Minutes (32.4)

Tremont Waters (20 points, nine assists) and Kavell Bigby-Williams (14 points, 10 rebounds). The Tigers shot 47.4 percent from the floor (27 of 57) and beyond the arc (9 of 19), while recording 10 steals as part of forcing 16 Ole Miss turnovers.

PERFECTION FROM BUFFEN

Against LSU on Tuesday (Jan. 15), **KJ Buffen** scored 13 points on a perfect 5 of 5 shooting to become the first Rebel to go perfect from the floor (minimum of five shots) since Marcanvis Hymon went 6 of 6 at Middle Tennessee last season (Dec. 9, 2017). In 19 minutes off the bench, the freshman also pulled down five rebounds to go along with a career-high three steals.

TERENCE DAVIS EARNs SEC PLAYER OF THE WEEK HONORS

After averaging 19.5 ppg and leading the Ole Miss men's basketball team to a pair of victories over top 15 teams, senior guard **Terence Davis** was named SEC Player of the Week by the conference office. Through the first two weeks of conference play, both SEC Players of the Week have been Rebels. **Breein Tyree** earned his first career SEC Player of the Week honor last week following a career-high 31 points at Vanderbilt (Jan. 5). Davis collects his second weekly conference accolade after becoming SEC Player of the week as a sophomore (Jan. 23, 2017). Davis recorded team highs in points (27) and rebounds (12), earning the first double-double by a Rebel this season, as Ole Miss upset No. 10 Auburn 82-67 last week (Jan. 9). Going 9 of 15 from the floor, it was the 19th 20-point game of his career and moved Davis into the top 25 of the Ole Miss all-time scoring list. With the help of four three-pointers, the senior moved into the Ole Miss top 10 in threes made for a career as well (140 in 103 career games). He hit two more Saturday, going 5 of 10 from the floor for 12 points in the 81-77 victory at No. 14 Mississippi State (Jan. 12). The win marked the first time Ole Miss beat back-to-back ranked teams since the 2002-03 season.

FAST START FOR KERMIT DAVIS

With the victory over No. 14 Mississippi State (Jan. 12), head coach **Kermit Davis** became the first coach in program history to win his first three SEC games. He is also just the second coach in Ole Miss history to win 13 of his first 15 games guiding the Rebels. The Mississippi native joined the likes of former Ole Miss coach Homer Hazel (1926-30), who won 20 of his first 22 games. Hazel's run extended into his second season as head coach after going 16-2 during the entire 1925-26 campaign.

UNDERRATED REBELS

Coming off a season in which they finished 12-20 (5-13 SEC) and last in the conference, the Rebels were predicted to finish 14th in the SEC this year by the media. However, Ole Miss is used to being underrated before the season begins and only took 15 games to surpass last season's win total. The Rebels have finished above their preseason projection six of the last seven seasons since the league moved away from a divisional format, the outlier being the 2017-18 campaign.

DYNAMIC DUO

Senior **Terence Davis** and junior **Breein Tyree** have become a dynamic duo in the Ole Miss backcourt, averaging 42.0 percent of the Rebels' scoring this season. Tyree leads the way at 17.2 ppg to rank third in the SEC, while Davis' 16.1 ppg rank seventh. The pair have combined for 14 20-point games so far this season, including three games in which they both reached the 20-point plateau. They also have one 30-point game to each of their credit this season, both occurring away from home. Tyree scored a career-high 31 in the victory at Vanderbilt (Jan. 5), and Davis tallied his season high of 30 at Butler (Nov. 16). Both Rebels also crack the SEC's top 10 in field goal percentage. Tyree leads Ole Miss and is sixth in the conference at 50.0 percent, while Davis is seventh at 49.5 percent.

LET'S GO 3-0

Ole Miss started 3-0 in SEC play for just the fifth time in program history, including the third over the last 20 seasons. The Rebels also won their first three conference games during the 2012-13, 2005-06, 1997-98, 1973-74 and 1936-37 seasons. Three of those seasons (2012-13, 2000-01 and 1997-98) resulted in NCAA Tournament berths. Ole Miss captured the 2013 SEC Tournament title and advanced to the round of 32. A Sweet 16 appearance combined with an SEC Western Division crown highlighted the 2000-01 campaign. During the 1997-98 season, The Rebels won SEC Western Division and advanced to the NCAA Tournament.

STEPPING UP IN SEC PLAY

Several Rebels have stepped up their games at the beginning of conference action. Five Rebels are scoring at their average or more in SEC play compared non-conference games.

Rebel	Non-Conference	SEC	Season
Terence Davis	15.5 ppg	17.8 ppg	16.1 ppg
Blake Hinson	8.5 ppg	12.3 ppg	9.4 ppg
Devontae Shuler	10.3 ppg	10.3 ppg	10.3 ppg
KJ Buffen	5.9 ppg	8.5 ppg	6.6 ppg
Dominik Olejniczak	5.9 ppg	8.0 ppg	6.4 ppg

TYREE ON A TEAR

Junior guard **Breoin Tyree** is one the veteran leaders on the floor for Ole Miss. His consistency has allowed him to become the team's leading scorer, averaging 17.2 ppg to rank third in the SEC. He also ranks sixth in the conference in field goal percentage (50.0 percent). The Somerset, New Jersey, native has scored at least 20 points in seven games. In the semifinals of the Emerald Coast Classic (Nov. 23), he put up a 28 points to lead Ole Miss to a victory over Baylor. He followed that up with a team-high 22 points against San Diego (Nov. 28). Facing ULM (Dec. 1), Tyree led the Rebels once again with 20 points. He scored a game-high 22 points, including 17 in the second half, to help Ole Miss earn a hard-fought road win at Illinois State (Dec. 8). In a win over Chattanooga (Dec. 16), Tyree sparked a 28-0 run and scored 17 of his game-high 20 points in the second half. In Nashville, he tallied a team-high 24 points versus Middle Tennessee (Dec. 21) before exploding for a career-high 31 points against Vanderbilt (Jan. 5).

A NEW ERA OF OLE MISS BASKETBALL

The 2018-19 season is the dawn of a new era for Ole Miss Basketball. A new head coach took the reins of the program when **Kermit Davis** was hired on March 15, 2018. Davis, the winningest coach in Middle Tennessee history, returns to his home state with years of success. A native of Leakesville, Mississippi, Davis guided the Blue Raiders to league titles in seven of his last nine years in Murfreesboro, between Conference USA and the Sun Belt. Middle Tennessee was one of five programs he led to conference championships in 36 years as an assistant and head coach. An eight-time conference coach of the year, Davis is 31st among active Division I head coaches with 482 career wins (416 in Division I), including stints at MT, Idaho and Texas A&M. He ranks 11th nationally in winning percentage over the last three years and 13th over the last seven.

OLEJNICZAK'S OUTPUT

Junior center **Dominik Olejniczak** has emerged as a pleasant presence in the paint. After averaging 4.3 ppg in his first year on the court for Ole Miss a season ago, the seven-footer matched that scoring output through the first six games of this season. However, he's increased his average to 7.7 ppg over the last 10 contests with eight of those games being in the starting lineup. The Torun, Poland, native helped Ole Miss knock off No. 10 Auburn with season highs in points (11) and rebounds (7) last week.

CLIMBING THE CHARTS

Through 104 career games, senior **Terence Davis** has 1,268 points to rank 24th in Ole Miss history. He is on pace to land inside the top 20, and with a big year, could find himself in the top 10 to end his Rebel career. In his final year on campus, Davis is averaging 16.1 ppg to rank seventh in the SEC and shooting at a 49.5 percent clip (seventh in the SEC). The Southaven, Mississippi, native also paces the team in assists (3.5 per game), cracking the conference's top 10. With 21 points versus LSU (Jan. 15), Davis passed B.L. "Country" Graham (1,259). Next on his chase up the Ole Miss scoring chart are Sebastian Saiz (1,273), Zach Graham (1,274), Jason Smith (1,286) and Marshall Henderson (1,293). John Stroud, one of this year's analyst for games on the Ole Miss IMG Sports Network (radio), is the Rebels' all-time scoring leader with 2,328 points. Davis also ranks ninth all-time in three-pointers attempted (422) and 10th in three-pointers made (144).

REBELS DOWN RIVAL MSU BEHIND HINSON'S 26

In the most hostile environment yet this year, Ole Miss outlasted No. 14 Mississippi State at Humphrey Coliseum (Jan. 12). The Rebels clawed back into the game towards the end of the first half and controlled the game late against the Bulldogs en route to an 81-77 victory. **Blake Hinson** led the Rebels with a career-high 26 points on 8 of 16 shooting, including a career-high five made threes. The Rebels had four double-digit scorers. **Breoin Tyree**, after going down with an injury early in the game, scored 19 points and was 8-of-9 from the free-throw line. Tyree added the game-winning bucket with less than a minute remaining. **Terence Davis** and **Devontae Shuler** had 12 and 10, respectively. Tying a season high with 12 made threes, the Rebels beat ranked opponents in back-to-back games for the first time since the 2002-03 season.

HINSON HIGHLIGHTS RIVALRY WIN

Blake Hinson saved his best game for his first taste of the rivalry with Mississippi State last week. Scoring a career-high 26 points, Hinson led Ole Miss to an 81-77 win over the No. 14 Bulldogs in Starkville. After recording a team-high 10 points in the first half to keep the Rebels within striking distance down two, he scored 11 of the team's first 12 second half points. Ole Miss trailed by nine early in the final period, and Hinson drilled three straight three-pointers. He connected on five from long range throughout the afternoon, the most by a Rebel since the second game of the season when **Terence Davis** hit six at Butler (Nov. 16). Hinson's 26 points were the most by an Ole Miss freshman in a game since Jarvis Summers scored 27 points at Penn State (Dec. 4, 2011). The game-high output was the most by a Rebel freshman in an SEC game since March 2, 2011 (30 by Dundreous Nelson at Auburn).

MINUTE MONSTER

Averaging 32.9 minutes per game, sophomore guard **Devontae Shuler** leads the Rebels in playing time and ranks fourth in the SEC. He has played at least 30 minutes in 13 of the Rebels' 16 games, including a career-high 38 minutes in the win over Baylor (Nov. 23). He began the SEC portion of the schedule by logging 37 minutes at Vanderbilt, 35 minutes versus Auburn and 36 minutes at Mississippi State. As a freshman a season ago, Shuler averaged 18.8 minutes per game and only played 30 minutes once (33 minutes versus South Dakota State).

CAREER RECORDS WATCH

SCORING

1.	2,328	John Stroud (110 games, 1977-80)
2.	2,078	Joe Harvell (114 games, 1990-93)
3.	2,021	Chris Warren (115 games, 2008-11)
4.	1,822	Carlos Clark (118 games, 1980-83)
5.	1,805	Elston Turner (113 games, 1978-81)
6.	1,785	Justin Reed (122 games, 2001-04)
7.	1,682	Keith Carter (117 games, 1996-99)
8.	1,629	Jarvis Summers (134 games, 2012-15)
9.	1,601	Joe Gibbon (86 games, 1954-57)
10.	1,564	Gerald Glass (60 games, 1989-90)

19.	1,294	Stefan Moody (65 games, 2015-16)
20.	1,293	Marshall Henderson (66 games, 2013-14)
21.	1,286	Jason Smith (118 games, 1996-99)
22.	1,274	Zach Graham (135 games, 2008-11)
23.	1,273	Sebastian Saiz (129 games, 2014-17)
24. 1,268		Terence Davis (103 games, 2016-pres.)
25.	1,259	B.L. "Country" Graham (76 games, 1936-38)
26.	1,232	Dwayne Curtis (90 games, 2005-08)
27.	1,216	Walter Actwood (103 games, 1974-77)
28.	1,201	Rod Barnes (103 games, 1985-88)
29.	1,160	Rahim Lockhart (123 games, 1998-2001)
30.	1,159	Ken Turner (73 games, 1967-69)
31.	1,137	Jack Marshall (105 games, 1946-50)
32.	1,130	Joe Ayers (112 games, 1984-87)
33.	1,105	Fred Cox (76 games, 1972-74)
34.	1,095	Terrance Henry (132 games, 2009-12)
35.	1,072	Coolidge Ball (76 games, 1972-74)
36.	1,066	Jason Harrison (132 games, 1999-2002)
37.	1,046	Ron Coleman (71 games, 1968-70)
38.	1,040	Denver Brackeen (42 games, 1954-55)
39.	1,036	Todd Abernethy (122 games, 2004-07)

3-POINT FIELD GOALS MADE

1.	334	Chris Warren (115 games, 2008-11)
2.	278	Aaron Harper (123 games, 2001-04)
3.	267	Marshall Henderson (66 games, 2013-14)
4.	249	Keith Carter (117 games, 1996-99)
5.	214	Joe Harvell (114 games, 1990-93)
6.	181	Stefan Moody (65 games, 2015-16)
7.	163	Jason Harrison (132 games, 1999-2002)
8.	158	Todd Abernethy (122 games, 2004-07)
9.	152	David Huertas (65 games, 2008-09)
10 144		Terence Davis (104 games, 2016-Pres.)
11.	136	Zach Graham (135 games, 2008-11)
--- 106		Breoin Tyree (82 games, 2017-Pres.)

3-POINT FIELD GOALS ATTEMPTED

1.	900	Chris Warren (115 games, 2008-11)
2.	771	Marshall Henderson (66 games, 2013-14)
3.	720	Aaron Harper (123 games, 2001-04)
4.	686	Keith Carter (117 games, 1996-99)
5.	528	Joe Harvell (114 games, 1990-93)
6.	494	Stefan Moody (65 games, 2015-16)
7.	454	Jason Harrison (132 games, 1999-2002)
8.	425	David Huertas (65 games, 2008-09)
9. 422		Terence Davis (104 games, 2016-Pres.)
10.	414	Todd Abernethy (122 games, 2004-07)

CONVERTING AT THE CHARITY STRIPE

While shooting 74.8 percent as a team, nine of the 11 Rebels that have attempted free throws this season are shooting over 70 percent from the stripe. In the Emerald Coast Classic championship game against Cincinnati (Nov. 24), Ole Miss converted 16 of 17 at the line for a 94.1 percent clip. It was the Rebels' best free throw percentage in a game since going 22 of 23 (95.7 percent) versus Baylor during the 2016-17 campaign (Jan. 28, 2017). The team followed that up by shooting 87.0 percent (20 of 23) from the stripe to help defeat San Diego (Nov. 28). After going 0 for 1 in the first half at Illinois State (Dec. 8), the Rebels went a perfect 14 of 14 over the final 20 minutes to finish the game at 93.3 percent. In the win at Vanderbilt (Jan. 5), Ole Miss went 14 of 15 in the second half to remain in front down the stretch. **Devontae Shuler** leads the Rebels as a 82.9 percent free throw shooter (34 of 41), while **Breoin Tyree** follows at 81.8 percent (63 of 77).

STAT-STUFFING SHULER

Sometimes the biggest jumps are from one's freshman to sophomore year. After playing in all 32 games last year, primarily coming off the bench, sophomore **Devontae Shuler** has gotten off to a fast start this season. Through 16 games as a starting guard, he has stuffed box scores by leading the Rebels in minutes (32.9 per game) and steals (1.6 per game). Shuler ranks in the SEC's top 10 in three categories, sitting at fourth in playing time, fifth in steals and sixth in assist/turnover ratio (1.9). In the Emerald Coast Classic versus Cincinnati (Nov. 24), he tallied a career-high 24 points to best his previous high of 19 last season against South Dakota State. In the road win at Illinois State (Dec. 8), he matched his career high with four steals, the third time he's accomplished that feat. In Jackson, Shuler scored a team-high 19 points to lead the Rebels to a win over Southeastern Louisiana (Dec. 12).

HOT SHOT

Ole Miss has shot over 50 percent in eight games, surpassing last season's total. The Rebels eclipsed 50 percent from the field in five games throughout the entire 2017-18 season. The last time Ole Miss recorded at least eight games shooting better than 50 percent from the field also occurred during the 2012-13 campaign (nine times). Ole Miss ranks second in the SEC in field goal percentage (49.3), a mark that is 18th nationally.

BACK OVER .500

With an 13-3 start to the season, Ole Miss is back over .500 all-time (1,306-1,305). At the beginning of last season, the Rebels went over .500 for the first time since 1959 before ending the season nine games under .500 through 108 seasons of basketball (1,293-1,302).

NEXT ON THE HARDWOOD

After back-to-back home games this week, the Rebels return to the road. Ole Miss heads east, rolling into Tuscaloosa, Alabama to face the Crimson Tide (Jan. 22). The Tuesday night tipoff is slated for 8 p.m. CT on ESPNU. The Rebels will then take a break from conference play, returning to The Pavilion to host Iowa State in the SEC/Big 12 Challenge (Jan. 26, 11 a.m. CT). Like all Ole Miss men's basketball games, you can catch all of the action on the Ole Miss IMG Sports Network.

MISSISSIPPI MADE

Along with head coach **Kermit Davis** (Leakesville), all three Ole Miss seniors hail from the state of Mississippi: **D.C. Davis** (Purvis), **Terence Davis** (Southaven) and **Bruce Stevens**

SEC STANDINGS					
	Jan. 19				
	SEC	GB	Overall	Pct.	Streak
Tennessee	4-0	--	15-1	.938	W11
South Carolina	4-0	--	9-7	.563	W5
LSU	3-0	0.5	13-3	.813	W6
Ole Miss	3-1	1.0	13-3	.813	L1
Kentucky	3-1	1.0	13-3	.813	W3
Auburn	2-1	1.5	13-3	.813	W2
Alabama	2-2	2.0	11-5	.688	W1
Mississippi St.	1-2	2.5	13-3	.813	W1
Arkansas	1-3	3.0	10-6	.625	L3
Georgia	1-3	3.0	9-7	.563	L2
Florida	1-3	3.0	9-7	.563	L2
Texas A&M	1-3	3.0	7-8	.467	L1
Missouri	0-3	3.5	9-6	.600	L3
Vanderbilt	0-4	4.0	9-7	.563	L4

Receiving Votes: Louisville 112, Nebraska 36, Ohio State 34, Wisconsin 31, Iowa State 20, UCF 17, Purdue 16, Kansas State 14, St. John's 12, TCU 12, Murray State 9, Washington 8, Arizona 8, LSU 7, Seton Hall 6, South Carolina 6, Temple 5, Minnesota 3, Wofford 2, Cincinnati 2, Florida 1, Hofstra 1.

ASSOCIATED PRESS POLL			
	Jan. 14		
Rank	Team	Record	Points
1	Duke (36)	14-1	1,558
2	Michigan (9)	17-0	1,497
3	Tennessee (13)	14-1	1,482
4	Virginia (6)	15-0	1,473
5	Gonzaga	16-2	1,315
6	Michigan State	15-2	1,292
7	Kansas	14-2	1,188
8	Texas Tech	15-1	1,157
9	Virginia Tech	14-1	1,091
10	Nevada	16-1	1,015
11	Florida State	13-3	918
12	Kentucky	12-3	790
13	North Carolina	12-4	678
14	Auburn	12-3	669
15	Marquette	14-3	668
16	Buffalo	15-1	625
17	North Carolina State	14-2	586
18	Ole Miss	13-2	501
19	Maryland	14-3	412
20	Oklahoma	13-3	394
21	Houston	16-1	387
22	Villanova	13-4	300
23	Iowa	14-3	172
24	Mississippi State	12-3	154
25	Indiana	12-4	116

Receiving Votes: Louisville 112, Nebraska 36, Ohio State 34, Wisconsin 31, Iowa State 20, UCF 17, Purdue 16, Kansas State 14, St. John's 12, TCU 12, Murray State 9, Washington 8, Arizona 8, LSU 7, Seton Hall 6, South Carolina 6, Temple 5, Minnesota 3, Wofford 2, Cincinnati 2, Florida 1, Hofstra 1.

USA TODAY COACHES POLL			
	Jan. 14		
Rank	Team	Record	Points
1	Virginia (13)	15-0	770
2	Duke (6)	14-1	754
3	Tennessee (7)	14-1	745
4	Michigan (6)	17-0	738
5	Gonzaga	16-2	644
6	Michigan State	15-2	641
7	Virginia Tech	14-1	577
8	Kansas	14-2	572
9	Texas Tech	15-1	564
10	Nevada	16-1	512
11	Florida State	13-3	383
12	Auburn	12-3	381
13	Marquette	14-3	331
14	Kentucky	12-3	323
15	North Carolina	12-4	310
16	North Carolina State	14-2	307
17	Houston	16-1	288
17	Buffalo	15-1	288
19	Oklahoma	13-3	216
20	Ole Miss	13-2	192
21	Villanova	13-4	146
22	Maryland	14-3	140
23	Mississippi State	12-3	118
24	Iowa	14-3	108
25	Indiana	12-4	75

Receiving Votes: Ohio State 74; Iowa State 38; Louisville 27; UCF 26; TCU 24; Nebraska 21; St. John's 18; Kansas State 14; Arizona 6; Minnesota 5; Furman 5; Arizona State 4; North Texas 4; Washington 3; Purdue 3; Wisconsin 3; LSU 2.

(Louin).

TOP-10 WIN

Snapping a four-game skid versus top-10 teams, the victory over No. 10 Auburn was the Rebels' first win over a top-10 opponent since beating No. 10 Missouri 63-49 at home during the 2012-13 season (Jan. 12, 2013).

LIGHTING UP THE PAVILION

The offense has put up some record shooting percentages early in the first year under **Kermit Davis**. In the first five home games of the Davis era, Ole Miss boasted the top three shooting performances in The Pavilion. Going 32 of 52 (61.5 percent) in a victory versus Chattanooga (Dec. 16), Ole Miss tallied its best shooting percentage since going 28 of 45 (62.2 percent) in a 78-51 win at LSU nearly eight years ago (Jan. 22, 2011). The Pavilion record broke the previous best mark of 61.1 percent (33 of 54) in a win over San Diego last month (Nov. 28). In this year's season opener versus Western Michigan (Nov. 10), the Rebels shot 54.1 percent (33 of 61) to match the previous top Pavilion percentage (Feb. 14, 2017 vs. LSU). No opposing team has shot better than 53 percent in The Pavilion.

BUFFEN'S BREAKOUT

In just his second SEC game and playing the highest ranked team of his young Ole Miss career, freshman **KJ Buffen** had his best game. The Gainesville, Georgia, native scored a career-high 16 points in 23 minutes off the bench, going 4 of 6 from the floor and 8 of 11 from the free throw line in the win over No. 10 Auburn. He also added a team-high three steals for a personal best. Coming off the bench in all 15 games, Buffen ranks second on the team in rebounding with 5.1 boards per game.

BIG MEN MAKING BIG FREE THROWS

With the Rebels taking a season-high 37 free throws Wednesday night versus No. 10 Auburn, 23 of them were attempted by frontcourt members **Dominik Olejniczak** and **KJ Buffen**. Both Rebels set career highs in makes and attempts from the charity stripe as the duo combined to go 17 of 23 (73.9 percent). Olejniczak went 9 of 12 from the line, while Buffen converted 8 of 11.

REBELS UPSET NO. 10 AUBURN WITH WIRE-TO-WIRE VICTORY

In front of a rowdy crowd at The Pavilion, senior **Terence Davis** scored 27 points and grabbed 12 rebounds to lead Ole Miss to an 82-67 victory over No. 10 Auburn (Jan. 9). The Rebels controlled the game from the tip, leading throughout to secure their ninth straight win and earn a signature victory in the first SEC home game under head coach **Kermit Davis**. The win gave Ole Miss its longest winning streak since the 2012-13 campaign, and the Rebels improved to 2-0 in SEC play for just the fourth time in the last two decades. It was also Ole Miss' first victory over a top 10 team in six years. **Ter-**

GAME LEADERS

LED TEAM IN PTS:	LED TEAM IN BLOCKS:
Tyree.....7	Olejniczak9
T. Davis7	T. Davis6
Shuler2	Buffen5
Hinson1	Hinson3
	Stevens.....3
LED TEAM IN REBS:	Shuler2
T. Davis6	Tyree.....2
Buffen5	Rodriguez2
Stevens.....4	
Shuler3	DOUBLE-FIGURE REBS:
Olejniczak1	T. Davis2
Tyree.....1	
LED TEAM IN ASSISTS:	DOUBLE-DOUBLES:
T. Davis6	T. Davis2
Tyree.....6	
Shuler6	DOUBLE-FIGURE PTS:
Buffen1	Tyree.....14
Hinson1	T. Davis13
	Shuler8
LED TEAM IN STEALS:	Stevens.....6
Shuler7	Hinson5
Tyree.....4	Buffen3
T. Davis3	Olejniczak2
Hinson3	D.C. Davis1
Buffen3	
Olejniczak2	20-POINT GAMES:
D.C. Davis1	Tyree.....7
Rodriguez1	T. Davis7
Stevens.....1	Shuler1
	Hinson1
	30-POINT GAMES:
	T. Davis1
	Tyree.....1

HONORS

- Rebels:**
Team of the Week - Jan. 14 (Andy Katz, NCAA.com)
Team of the Week - Jan. 15 (NABC)
- Terence Davis:**
Preseason All-SEC 2nd Team (Coaches)

SEC Player of the Week - Jan. 14 (Conference Office, College Sports Madness)

Devontae Shuler:
Emerald Coast Classic All-Tournament Team

Breein Tyree:
Chair of the SEC Men's Basketball Leadership Council

Emerald Coast Classic All-Tournament Team

SEC Player of the Week - Dec. 2 (College Sports Madness)

SEC Player of the Week - Jan. 7 (Conference Office)

Kermit Davis:
HoopDirt.com Coach of the Week - Jan. 14

GAME-BY-GAME STARTING LINEUPS

Opponent	Result	1	2	3	4	5
Western Michigan	W, 90-64	Shuler	Tyree	T. Davis	Hinson	Olejniczak
Butler	L, 76-83	Shuler	Tyree	T. Davis	Hinson	Olejniczak
Nicholls	W, 75-55	Shuler	Tyree	T. Davis	Hinson	Stevens
Baylor	W, 78-70	Shuler	Tyree	T. Davis	Hinson	Stevens
Cincinnati	L, 57-71	Shuler	Tyree	T. Davis	Hinson	Stevens
San Diego	W, 93-86	Shuler	Tyree	T. Davis	Hinson	Stevens
ULM	W, 83-60	Shuler	Tyree	T. Davis	Hinson	Olejniczak
Illinois State	W, 81-74	Shuler	Tyree	T. Davis	Hinson	Stevens
Southeastern Louisiana	W, 69-47	Shuler	Tyree	T. Davis	Hinson	Stevens
Chattanooga	W, 90-70	Shuler	Tyree	T. Davis	Hinson	Olejniczak
Middle Tennessee	W, 74-56	Shuler	Tyree	T. Davis	Hinson	Olejniczak
FGCU	W, 87-57	Shuler	Tyree	T. Davis	Hinson	Olejniczak
Vanderbilt	W, 81-71	Shuler	Tyree	T. Davis	Hinson	Olejniczak
#10 Auburn	W, 82-67	Shuler	Tyree	T. Davis	Hinson	Olejniczak
#14 MSU	W, 81-77	Shuler	Tyree	T. Davis	Hinson	Olejniczak
LSU	L, 69-83	Shuler	Tyree	T. Davis	Hinson	Olejniczak

ence Davis' double-double led the way, while freshman **KJ Buffen** added a career-high 16 points off the bench. **Devontae Shuler** reached double figures as well, tallying 14 points. Junior center **Dominik Olejniczak** recorded season highs in points (11) and rebounds (7), helping Ole Miss hold a 45-37 advantage on the boards. The Rebels also dominated the paint by outscoring the Tigers (11-3, 0-1 SEC) 30-12 in that area.

TYREE NAMED SEC PLAYER OF THE WEEK

After leading the Rebels to an 81-71 win at Vanderbilt to begin conference play, Ole Miss junior guard **Breein Tyree** was named SEC Player of the Week (Jan. 7). Scoring the most points by any SEC player over the weekend, Tyree earned the accolade from the conference office for the first time in his career. With a career-high 31 points, Tyree put the team on his back and led the Rebels to their eighth straight victory. Tyree's output was the most points scored by a Rebel and a Vanderbilt opponent this season. No other player scored more than 23 points in an SEC opener. Making a career-high 11 shots, Tyree went 11 of 16 from the floor for a 68.6 percent clip. He got off to a hot start, draining his first six shots from the field and scoring 17 of his team's 35 first half points. The Somerset, New Jersey, native produced his first career 30-point game and has scored at least 20 points in seven of the last 10 games. He was a perfect 6 of 6 from the line, making four free throws during the final six minutes to help keep Ole Miss ahead late in the game. Tyree is the first Rebel to be named SEC Player of the Week since teammate **Terence Davis** earned the honor as a sophomore (Jan. 23, 2017).

OLE MISS EARNS ROAD WIN IN SEC OPENER BEHIND TYREE'S BIG NIGHT

Breein Tyree scored a career-high 31 points, and the Ole Miss men's basketball team took its winning streak into SEC play with an 81-71 win over Vanderbilt in the conference opener at Memorial Gymnasium (Jan. 5). The Rebels won their eighth straight game, marking their longest winning streak in six seasons. Four Rebels scored in double figures led by Tyree. **Terence Davis**, who scored all of his points in the second half, shot 50 percent from the field with a pair of three-pointers. **Devontae Shuler** had 11 of his own, going 7 of 8 from the charity stripe with seven rebounds and six assists. **Blake Hinson** scored in double figures (11) for the fourth time this season. The Rebels cashed in at the free throw line, going 19 of 22 (86.4 percent) for the game, including 14 of 15 (93.3 percent) in the second half which allowed Ole Miss to keep the lead down the stretch.

A DECEMBER TO REMEMBER

The Rebels went 6-0 in the month of December, going undefeated in the final month of the calendar for just the third time since 1950. Ole Miss went 5-0 during December 2015, while posting a 7-0 December record during the 2007-08 NIT Final Four campaign. Prior to 1950, four games or less were played during the final month of the calendar year each season.

REBELS WIN SEVENTH STRAIGHT, SOAR OVER EAGLES

Ole Miss finished off a perfect month of December with an 87-57 victory over Florida Gulf Coast in front of 7,551 fans in The Pavilion (Dec. 29). The wire-to-wire win was the Rebels' seventh consecutive victory, their longest since the end of the 2015 calendar year. Five Rebels scored in double figures led by **Terence Davis**, who tallied 10 points in each half for his 18th career 20-point game. **Breein Tyree** added 14 points to go along with a season-high six assists and a career-best four steals. **Blake Hinson**, **Devontae Shuler** and **Bruce Stevens** tallied 11 points apiece. Ole Miss shot 51.7 percent (31 of 60) from the field, boasting a field goal percentage above 50 percent for the seventh straight game. The Rebels also knocked down a season-high 12 3-pointers (12 of 25) in their largest margin of victory (30) since the 2016-17 campaign (92-58 win over South Alabama on Dec. 22, 2016).

REBELS ROLL BLUE RAIDERS FOR SIXTH STRAIGHT VICTORY

In his first meeting against his former team, head coach **Kermit Davis** led Ole Miss to a 74-56 victory over Middle Tennessee at Bridgestone Arena (Dec. 21). Behind **Breein Tyree's** big night, as well as double figure performances from post players **Dominik Olejniczak** and **Bruce Stevens**, the Rebels won their sixth straight game. Tyree finished with a game-high 24 points on 10 of 13 shooting, including a career-high tying four made three-pointers. Olejniczak scored a season-high 10 points after getting the start, while Stevens added 12 points of his own with a pair of threes. The Ole Miss defense held Middle Tennessee to just 33.9 percent shooting as the Rebel offense stayed hot as of late, shooting over 50 percent for the sixth straight game.

REBELS USE 28-0 RUN TO DOWN MOCs

An incredible 28-0 run early in the second half flipped the game in favor of Ole Miss, as the Rebels rallied for a 90-70 victory over Chattanooga at The Pavilion (Dec. 16). Trailing by six with less than 17 minutes to go, the Rebels held the Mocs scoreless for nearly seven minutes en route to scoring 28 straight points and earning their fifth consecutive victory. Ole Miss also shot over 50 percent for the fifth game in-a-row, setting a new Pavilion record with a 61.5 percent (32 of 52) clip. **Terence Davis** and **Breein Tyree** scored 40 of the team's 90 points with 20 apiece. Davis also added team highs in assists (7) and rebounds (5), while Tyree sparked the big run with 18 of his 20 points coming in the second half. The junior guard was limited to eight minutes in the first half due to foul trouble, but he brought a spark coming out of the locker room. **Bruce Stevens** recorded 15 points off the bench on 6 of 7 shooting. Junior center **Dominik Olejniczak** scored seven points, while proving to be a big threat on the defensive end of the floor with team highs in steals (3) and blocks (2).

WHAT A RUN!

Trailing 45-39 against Chattanooga (Dec. 16) with 16:52 to go in the game, the Rebels went on a 28-0 run over 6:38 to take a 22-point lead. The 28 consecutive points serve as the second-largest run in college basketball this season. Auburn holds the top spot, leading Mississippi College 68-45 before going on a 35-0 run to make it a 58-point game (Nov. 14). Following Ole Miss, Northwestern is third thanks to a 25-0 second half run in a comeback victory over DePaul (Dec. 8).

HOOPS IN THE STATE CAPITAL

Playing in the state capital for the first time in 11 years Wednesday night, Ole Miss made sure it was a victorious return to Mississippi Coliseum with a 69-47 win over Southeastern Louisiana. The Rebels won their fourth straight game behind their best defensive performance in four seasons. Limiting the Lions to 47 points, Ole Miss allowed its fewest number of points since the 2014-15 campaign (Jan. 31, 2015 vs. Missouri). On the offensive side of the floor, the Rebels shot over 50 percent for the fourth consecutive contest. Behind 7 of 10 shooting from sophomore **Devontae Shuler**, Ole Miss converted 28 of 53 (52.8 percent) from the field. Shuler scored a team-high 19 points in the wire-to-wire victory with 14 of them coming in the first half. **Terence Davis** added 15 points, while **Blake Hinson** and **Dominik Olejniczak** contributed nine points apiece.

REBELS RACE PAST REDBIRDS ON ROAD

Behind a combined 42 points from **Breein Tyree** and **Terence Davis**, Ole Miss took its winning ways to the road and emerged with an 81-74 victory over Illinois State Saturday night (Dec. 8). Tyree had a team-high 22 points, including 17 in the second half, for his third straight 20-point game. Davis added 20 points of his own, his third game of the season with 20 points or more. **Dominik Olejniczak** scored a season-high nine points on 4 of 6 shooting to go along with a team-high seven rebounds. Ole Miss shot 93.3 percent from the charity stripe, including a perfect 14 of 14 in the second half that allowed the Rebels to keep the lead for over 30 minutes of game time. The Rebels didn't let the crowd at Redbird Arena phase their hot shooting as of late, shooting over 50 percent for the third straight game.

HINSON'S HIGHLIGHT REEL

Freshman **Blake Hinson** set a new personal best with 15 points in a win over San Diego. Going 4 of 7 from the field, the freshman helped Ole Miss post a new Pavilion record for shooting percentage (.611) and the best field goal percentage in seven years. He also added a career-high two steals. Hinson followed that game up with an even better performance

against ULM (Dec. 1). The Deltona, Florida, native tallied new career highs in points (17), field goals (6), 3-pointers (4) and assists (4). His shooting improved from earlier in the week, going 6 of 8 from the field and 4 of 5 from beyond the arc. He scored 14 of his 17 points in the first half to help the Rebels get out to a comfortable lead.

OLE MISS CRUISES PAST ULM

Ball distribution proved to be a major key to Ole Miss' 83-60 victory over ULM (Dec. 1). The Rebels produced 25 assists on 33 made baskets en route to a wire-to-wire win at The Pavilion. The constant ball movement allowed the Rebels to shoot 52.4 percent (33 of 63) from the floor. Ole Miss used its size to control the boards and the paint throughout the contest. The Rebels outrebounded the Warhawks 41-24, a season high in rebounding margin, and held a 36-18 advantage on points in the paint. For the third time in the last four games, **Breein Tyree** reached the 20-point plateau and led the Rebels in points. Behind Tyree's 20 points, freshmen **Blake Hinson** finished off a strong week by setting new career highs in points (17) and threes (4). **Terence Davis** added 15 points, 13 of them coming in the second half, and a team-high eight rebounds.

SHARING AND SCORING

Ole Miss shared the rock in the 23-point victory over ULM. The Rebels tallied a season-high 25 assists on 33 made field goals, the most in a game since last season versus Texas A&M-Corpus Christi (Dec. 19, 2017). Ten Rebels appearing in the game recorded at least one assist led by point guard **Devontae Shuler**, who matched his career high with a team-best six assists.

REBELS BREAK PAVILION RECORD TO TOP TOREROS

A balanced offense led to a record-breaking night and a win for the Ole Miss men's basketball team Wednesday. Shooting 61.1 percent (33 of 54) from the field, the best by any team in the short history of The Pavilion, the Rebels had five players score double digits in a 93-86 victory over a solid San Diego squad. **Breein Tyree** continued his strong play as of late, tallying a team-high 22 points on 6 of 7 shooting and a perfect 8 for 8 at the charity stripe. **Terence Davis** was back to his normal self by adding 20 points to go along with a career-high nine assists. Freshmen **KJ Buffen** and **Blake Hinson** had their biggest games as young Rebels, both recording career highs of 15 points apiece. Coming off a career-high game of his own in the Emerald Coast Classic, sophomore guard **Devontae Shuler** had 13 points. Along with balanced scoring, the Rebels found success at the free throw line by shooting 87.0 percent (20 of 23).

TYREE AND SHULER EARN ALL-TOURNAMENT ACCOLADES

Producing career-high games at the beach this past weekend, Ole Miss guards **Breein Tyree** and **Devontae Shuler** earned spots on the Emerald Coast Classic All-Tournament Team. Tyree led the Rebels in scoring over the two games, averaging 21.0 ppg. His big night against Baylor, tallying a career-high 28 points, helped the Rebels beat the Bears to advance to the championship game. He followed that up with a 14-point night versus Cincinnati, scoring 12 of the team's 24 second half points. Despite not having a big scoring night, Shuler played a career-high 38 minutes and picked up a pair of steals versus Baylor before breaking out in the championship game. The sophomore eclipsed the 20-point barrier for the first time in his career, scoring 24 points and pulling down a team-high six rebounds.

OLE MISS BEATS BAYLOR BEHIND TYREE'S BIG NIGHT

A last-minute jersey issue forced **Breein Tyree** to switch from number 21 to number 4. The junior guard may want to keep wearing 21 as he scored a career-high 28 points to lead the Ole Miss men's basketball team to a 78-70 win over Baylor in the Emerald Coast Classic. Tyree scored 17 of his 28 points in the second half, including the final nine to put the game away for the Rebels. The Somerset, New Jersey, native finished 6 of 11 from the floor while knocking down 13 of 17 from the free throw line. **Bruce Stevens** recorded season highs in points (17), rebounds (8) and minutes (33). **Blake Hinson** and **KJ Buffen** added nine points apiece to tally career highs. As a team, the Rebels forced 18 Baylor turnovers and limited the Bears to just 2 of 18 (11.1 percent) shooting from beyond the arc. Ole Miss held a 23-9 advantage in points off turnovers, while also converting 13 second chance points to Baylor's four.

BALANCED SCORING AND DEFENSE LEAD TO WIN OVER NICHOLLS

In the final game before heading to the beach for Thanksgiving, Ole Miss used pressure defense and balanced scoring for a wire-to-wire 75-55 victory over Nicholls (Nov. 20) at The Pavilion. Ole Miss held the Colonels to just 55 points and 33.8 percent shooting (22 of 65) from the field, its best defensive output in 60 games dating back to the 2016-17 season. Six Rebels tallied at least eight points led by **Terence Davis**. The senior guard tallied 14 points to go along with eight rebounds and a career-high four blocks. Davis guarded Jeremiah Jefferson, the leading scorer in the Southland Conference (19.8 ppg), throughout most of the night, keeping him to seven points on 3 of 13 shooting (1 of 7 from three-point land). Fellow senior **Bruce Stevens** added 13 points, while **Breein Tyree** reached double figures for the ninth straight game with 10 points. Tyree matched sophomore guard **Devontae Shuler** with a team-high six assists. Shuler stuffed the stat book by recording nine points, seven rebounds, six assists and three steals. **Blake Hinson** scored a career-high eight points, and senior **D.C. Davis** tallied eight off the bench as well.

TD FOR 3-0

Scoring a game-high 30 points Friday night, senior **Terence Davis** recorded the fourth 30-point game of his career. He also knocked down six 3-pointers for the third time as a Rebel (career best). Davis' 30-point performances are below.

Date	Opponent	Points	FG	3FG	FT	Result
Nov. 16, 2018	at Butler	30	10-16	6-9	4-5	L, 76-83
Jan. 20, 2018	at Arkansas	30	10-15	5-8	5-6	L, 93-97
March 18, 2017	at Syracuse (NIT)	30	11-14	6-7	2-4	W, 85-80
Feb. 14, 2017	LSU	33	13-21	3-7	4-4	W, 96-76

DEFENSE AND DAVIS TRIO LEAD REBELS TO SEASON-OPENING WIN

Converting 24 turnovers into 39 points, a scrappy defense lifted Ole Miss to a 90-64 victory over Western Michigan in the 2018-19 season opener at The Pavilion (Nov. 10). Four Rebels recorded double figures, including a combined 29 from seniors **D.C. Davis** and **Terence Davis**, as Ole Miss won its first game under new head coach **Kermit Davis**. Western Michigan turned the ball over in eight of its first nine possessions, and the Rebels took advantage to jump out to a 20-4 lead that they would never surrender. **Terence Davis** led all scorers with 17 points, all coming in a first half in which the senior guard was 7 of 9 from the floor. **Breein Tyree** followed with 14 points, while **Devontae Shuler** tallied 11 of his 13 points over the final 20 minutes. Off the bench, **D.C. Davis** provided a spark with 12 points on a perfect shooting display.

STEALING THE SHOW

While the Rebels put up 90 points in the season opener, the story of the game was the team's tenacious defense. Ole Miss registered 15 steals throughout the contest, the most in a game in six seasons. The last time the Rebels recorded at least 15 steals in the game, they tallied 20 in a win over Lipscomb (Nov. 23, 2012). The 15 steals in Saturday's win also set a new record in the three-year history of The Pavilion.

NEW SEASON, NEW D.C.

Last season, his first as a Rebel, **D.C. Davis** appeared in five games and scored a total of five points. In 61 seconds against Western Michigan, he surpassed his total from the 2017-18 campaign. With the help of two steals, Davis used a pair of threes and a transition layup to score eight points in just over a minute. His performance led to a career-high 12 points. The Purvis, Mississippi, native went 4 of 4 from the field, 2 of 2 from beyond the arc and also made both of his free throw attempts. On the defensive side of the ball, he tied a team high with three steals.

FRESHMAN STARTER

Earning a start versus Western Michigan, **Blake Hinson** became the first Rebel freshman to start a season opener in 10 years. Terrance Henry, a seven-year pro in Europe, scored 1,095 points over his Ole Miss career and was the last Rebel to start a season opener as a freshman (2008-09 season).

OLE MISS HOOPS LANDS TOP 25 RECRUITING CLASS ON SIGNING DAY

Ole Miss head coach **Kermit Davis** announced the addition of four standouts on National Signing Day: **Antavion "Dude" Collum**, **Rodney Howard**, **Sammy Hunter** and **Bryce Williams** all signed their National Letters of Intent on Nov. 14 and will join the Rebels for the 2019-20 season. After being named the 22nd head coach in Ole Miss Basketball history last March, Davis and his staff quickly completed a recruiting class by signing five players within the first two months on the job. This 2019 class, Davis' first full class at Ole Miss, is one of the best in school history coming in at No. 25 in Rivals' national rankings. Collum is a Rivals150 recruit, ranked No. 139 nationally. Howard, the No. 10 player out of the state of Georgia according to 247Sports, adds size to the team with his 6-foot-10 frame. As a senior in his third year in Canada, Hunter is averaging a whopping 30.8 ppg to go along with 7.2 rpg, 1.2 bpg, 1.2 spg and 0.5 apg. Williams, a 4-star junior college guard out of Tampa, Florida, is averaging 18.5 ppg and helped the Falcons win their first four games.

TERENCE DAVIS NAMED PRESEASON ALL-SEC

Ole Miss senior guard **Terence Davis** was named Preseason Second Team All-SEC when the conference office unveiled the coaches' selections on the opening day of the 2018-19 college basketball season. Davis finds himself on the Preseason All-SEC list for the second consecutive year. Entering his final season as a Rebel, Davis ranks 39th in Ole Miss history with 1,028 career points. The Southaven, Mississippi, native has played in 89 games since arriving on campus, making 52 appearances in the starting lineup. In 13 of those games, Davis eclipsed the 20-point plateau, including a career-high 33 points versus LSU as a sophomore. He burst onto the scene as a sophomore (2015-16) by averaging 14.5 points per game, a significant increase from his 1.8 output as a freshman and the largest scoring increase by any player in the SEC. Last year, Davis led Ole Miss in scoring (13.8 ppg) and rebounding (6.2 rpg). He ranked 20th in the conference in scoring and cracked the SEC top 10 in defensive rebounding by pulling down 4.7 defensive boards per game. Also on the defensive side of the floor, Davis paced the Rebels with 28 blocks and ranked third in steals (29).

MEETING THE STAFF

Building his staff, **Kermit Davis** brought two coaches with him from Middle Tennessee in assistants **Win Case** and **Ronnie Hamilton**, while also adding assistant coach **Levi Watkins**.

- Case spent the last 10 seasons on Davis' staff at Middle Tennessee, helping the Blue Raiders capture seven conference titles and make three NCAA Tournament appearances. Middle Tennessee won 232 games during Case's decade in Murfreesboro, including six seasons with at least 24 victories. Before joining up with Davis, he made head coaching stops at Redlands College and Eastern Oklahoma State College. Case was head coach at Oklahoma City University for 13 years, posting a 343-127 record and winning the NAIA National Championship in 1994 and again in 1996.

- Hamilton was at Middle Tennessee for four seasons, assisting the program in one of the best runs in school history. He helped produce a stretch in which the Blue Raiders earned three straight Conference USA championships. Before arriving at Middle Tennessee, Hamilton was familiar with Conference USA due to stints at Houston and Tulane. The Oxford, North Carolina, native was a four-year letterman for the Duke football team as a defensive back before deciding to put on his coaching shoes and switch sports.

- Before coming to Ole Miss, Watkins was an assistant coach at Arizona State for three seasons. Last season, the Sun Devils were ranked as high as No. 3 in the AP poll (highest in school history) and were the last undefeated team in Division I men's basketball. Prior to Arizona State, Watkins spent two seasons as an assistant coach at Buffalo, where the Bulls went 42-20 and advanced to the NCAA Tournament for the first time in school history. As a player at NC State from 2002-05, he helped lead the Wolfpack to four consecutive NCAA Tournaments.

OLE CANADA

The new era of Ole Miss Basketball began outside of the United States, as the Rebels traveled to Canada for their foreign tour. The NCAA allows basketball teams to take an international trip every four years. Although the preseason games do not count towards the 2018-19 NCAA campaign, the week provided an early opportunity for a team mixed with veterans and newcomers to take the floor against some quality opposition. Ole Miss hit the hardwood against four Canadian teams, Aug. 5-9, competing in games for the first time under head coach **Kermit Davis**. With two games apiece in Montreal and Ottawa, the Rebels went 3-1 north of the border. Senior guard **Terence Davis** led Ole Miss throughout the trip, pacing the team in scoring (21.0 ppg), rebounding (8.3 rpg), assists (2.5 apg) and steals (2.3 spg).

- **Game 1 (Montreal): Ole Miss 102, McGill 61** - Ole Miss held the Redmen to a 28.6 percent (18 of 63) clip from the floor, while shooting 58 percent (40 of 69) on the other side of the court. Davis scored a team-high 20 points, including the Rebels' first nine of the game.

- **Game 2 (Montreal): Ole Miss 84, Concordia 77** - Thanks, in large part, to the 1-3-1 zone, the Ole Miss defense forced 23 Concordia turnovers throughout the night to combat 15 three-pointers made by the Stingers. **Breein Tyree** led all scorers with 23 points, including 16 in the second half.

- **Game 3 (Ottawa): Carleton 81, Ole Miss 63** - Ole Miss faced its toughest test of the 2018 Canada Tour, a Carleton team that has won 13 of the past 16 Canadian national championships. Davis led the way with a game-high 23 points, seven rebounds and three blocks.

- **Game 4 (Ottawa): Ole Miss 85, Ottawa 74** - Ole Miss rallied from 27 points down, outscoring the Gee-Gees 71-36 over the final three quarters. Davis could not be stopped throughout the night as he posted an impressive double-double (23 points, 16 rebounds).

SCORING RETURNS

Ole Miss returns three of its top four scorers from a season ago in **Terence Davis** (13.8 ppg), **Bruce Stevens** (10.8 ppg) and **Breein Tyree** (10.8 ppg). The last time the Rebels had three returners that averaged double figures the season prior was the when Murphy Holloway (11.2 ppg), Jarvis Summers (10.4 ppg) and Nick Williams (10.1 ppg) returned for the 2012-13 campaign. That season resulted in a 27-9 record, the SEC Tournament title and advancement to the third round of the NCAA Tournament. If history repeats itself, Ole Miss will have one of the nation's biggest turnarounds and be dancing come March.

OLEJNICZAK COMPETES FOR HIS COUNTRY

After spending a week working out back in his native country of Poland this summer, junior center **Dominik Olejniczak** earned a spot on the country's national team to compete

the first round of FIBA World Cup European Qualifiers. Olejniczak joined Rebel Basketball alums Tomasz Gielo and Sebastian Saiz in representing their countries in qualifying games across Europe.

NEW REBS

Six freshmen and two junior college transfers make up the 2018-19 newcomers: **KJ Buffen**, **Carlos Curry**, **Brian Halums**, **Blake Hinson**, **John McBride**, **Franco Miller Jr.**, **Zach Naylor** and **Luis Rodriguez**. All six freshmen joined the team following the hire of new head coach **Kermit Davis**. All eight newcomers saw action during the Rebels' preseason trip to Canada. Hinson, a four-star wing from Deltona, Florida, led all newcomers in scoring at 9.0 ppg.

GRADUATED REBELS

Ole Miss must replace two starters, including four-year letterman Marcanvis Hymon. The forward ended his Ole Miss career ranked 10th in school history with 97 blocks. The Rebels also lost graduate transfer Markel Crawford, who led the team in minutes and steals. Deandre Burnett, one of the top two scorers in each of the last two seasons, also graduated. Burnett led Ole Miss in assists a season ago.

DAVIS FOLLOWS KENNEDY

When **Kermit Davis** arrived in Oxford as the Rebels' new head coach, he emphasized the importance of building off the foundation left by longtime Ole Miss coach **Andy Kennedy**. With 403 wins at the Division I level, Davis recognizes his friend's impact at Ole Miss as the winningest coach in school history. In his 12 seasons guiding Ole Miss Hoops (2007-18), Kennedy held a 245-156 record with 11 postseason wins, eight postseason berths, nine 20-win seasons, two NCAA Tournament appearances, two NIT Final Fours, two SEC West titles and an SEC Tournament Championship. Averaging more than 20 wins per season and a two-time SEC Coach of the Year, Kennedy ranks 18th in conference history with 245 victories.

QUALITY WINS

Last season, Ole Miss earned six victories over RPI top 100 teams, including three over opponents ranked in the top 50 (Alabama-41, Florida-43, Missouri-49). Moreover, five of the six top 100 victories were actually in the top 75. Comparing to the 2016-17 run to the NIT Quarterfinals, Ole Miss had only three top 100 wins. The Rebels went through the gauntlet last season, ranking 23rd nationally in strength of schedule.

GREEN LIGHT GUARDS

Ole Miss has proven to develop guards over the past 12 seasons as 12 guards have earned All-SEC accolades to rank third among conference teams during that period. The depth at guard showed in terms of scoring. Ole Miss guards accounted for 70.1 percent of the Rebels' points. Five of the top six scorers on the team were guards led by **Terence Davis** (13.8 ppg), **Deandre Burnett** (13.5 ppg), **Breein Tyree** (10.8 ppg) and **Markel Crawford** (9.2 ppg). **Devontae Shuler** added 6.0 ppg (sixth on team).



All three seniors hail from Magnolia State as well as head coach Kermit Davis.

THE PAVILION RECORD BOOK					
INDIVIDUAL (OLE MISS)			INDIVIDUAL (OPPONENT)		
Points:	43	Stefan Moody vs. Mississippi St. (3-3-16)	Points:	34	Malik Monk, No. 8 Kentucky (12-29-16)
FG att:	25	Stefan Moody vs. Vanderbilt (2-6-16)	FG att:	24	Bryce Brown, No. 10 Auburn (1-9-19)
FG made:	13	Terence Davis vs. LSU (2-14-17)	FG made:	12	Malik Monk, No. 8 Kentucky (12-29-16)
3-pt att:	15	Stefan Moody vs. Vanderbilt (2-6-16)	3-pt att:	19	Bryce Brown, No. 10 Auburn (1-9-19)
3-pt made:	6	3x, MR: Terence Davis vs. Bradley (12-22-17)	3-pt made:	7	3x, MR: Bryce Brown, No. 10 Auburn (1-9-19)
FT att:	18	2x, MR: Stefan Moody vs. Mississippi St. (3-3-16)	FT att:	18	Keith Stone, Florida (1-13-18)
FT made:	15	2x, MR: Stefan Moody vs. Mississippi St. (3-3-16)	FT made:	13	Keith Stone, Florida (1-13-18)
Rebounds:	19	Sebastian Saiz vs. UMass (11-14-16)	Rebounds:	13	3x, MR: Jontay Porter, Missouri (2-6-18)
Assists:	9	2x, MR: Terence Davis vs. San Diego (11-28-18)	Assists:	11	Isaiah Briscoe, No. 8 Kentucky (12-29-16)
Blocks:	6	Sebastian Saiz vs. Bradley (12-19-16)	Blocks:	8	Clevon Brown, Vanderbilt (3-3-18)
Steals:	7	Rasheed Brooks vs. LSU (2-14-17)	Steals:	5	J.J. Frazier, Georgia (1-9-16)
TEAM (OLE MISS)			TEAM (OPPONENT)		
Points:	97	2x, MR: vs. Illinois State (12-16-17)	Points:	101	Illinois State (12-16-17)
Few points:	47	vs. Georgia (1-11-17)	Few points:	49	Bradley (12-19-16)
FG att:	73	2x, MR: vs. Illinois State (12-16-17)	FG att:	74	2x, MR: South Dakota State (11-28-17)
FG made:	36	vs. South Dakota State (11-28-17)	FG made:	37	No. 8 Kentucky (12-29-16)
FG pct:	61.5	vs. Chattanooga (12-16-18)	FG pct:	52.7	Vanderbilt (3-3-18)
3-pt att:	33	2x, MR: vs. Montana (11-24-16)	3-pt att:	41	South Dakota State (11-28-17)
3-pt made:	14	vs. Texas A&M-Corpus Christi (12-19-17)	3-pt made:	18	South Dakota State (11-28-17)
3-pt pct:	56.3	vs. Chattanooga (12-16-18)	3-pt pct:	56.3	Middle Tennessee (11-30-16)
FT att:	46	vs. UMass (11-14-16)	FT att:	36	UMass (11-14-16)
FT made:	33	vs. UMass (11-14-16)	FT made:	26	Illinois State (12-16-17)
FT pct:	95.7	vs. No. 5 Baylor (1-28-17)	FT pct:	88.0	Georgia (1-11-17)
Rebounds:	50	2x, MR: Tennessee (1-17-17)	Rebounds:	49	2x, MR: Illinois State (12-16-17)
Assists:	25	2x, MR: ULM (12-1-18)	Assists:	24	No. 8 Kentucky (12-29-16)
Blocks:	13	vs. Bradley (12-19-16)	Blocks:	8	2x, MR: Vanderbilt (3-3-18)
Steals:	15	vs. Western Michigan (11-10-18)	Steals:	12	Mississippi State (3-3-16)

THE PAVILION AT OLE MISS FAQs	
What is the official name of The Pavilion? The official name is The Pavilion at Ole Miss.	Where is the media seating? Media seating is located in the at the top of section 101 in the southwest corner of The Pavilion.
Does The Pavilion have a nickname like the Tad Pad? No, the name of the facility is The Pavilion at Ole Miss, or simply The Pavilion.	How do I obtain media credentials for games at the Pavilion? Media credentials may be requested through the Athletics Communications Office for game credentials. Requests for credentials should be emailed to Adam Kuffner (kuffner@olemiss.edu) and will be limited to working members of the media.
When did The Pavilion at Ole Miss open? January 7, 2016	Where are the scouting seats located? Scouting seats are available in the media seating area at the top of section 101. Additional seating may be purchased by contacting Adam Kuffner in the Athletics Communications office.
What was the total cost? \$96.5 million	What is the postgame interview policy? Both team locker rooms are CLOSED to the media following the game. Ole Miss head coach Kermit Davis will address the media approximately 10 minutes after the game. Selected players will be brought into the media room following the head coaches. Visiting coach and player interviews will be coordinated through the visiting team's communications contact.
Where is media parking? Media parking for games in The Pavilion will be located in the garage or at the Ole Miss Track Complex. Media members should request parking in advance.	
Where is the media entrance? The media will-call table is located in the southwest corner of The Pavilion. From outside, it is the lower entrance off Hill Drive that is closest to the parking garage. For those parking inside the garage, media will-call is located on Level 1 of the parking garage (P1 on elevators). The media entrance will open two hours prior to tip off.	
Where is the media workroom? In The Pavilion, the workroom is located in the southwest corner of the floor level through the visiting team tunnel.	

THE PAVILION QUICK FACTS	
Arena Name	The Pavilion at Ole Miss
Ground Breaking	July 31, 2014
Opening Date	Jan. 7, 2016
Capacity	9,500
Record Crowd	9,500
All-Time Record	37-17
Current Winning Streak	L1
Longest Winning Streak	W8

THE PAVILION FIRSTS	
First Game	vs. Alabama (1/7/15)
First Win	vs. Alabama (1/7/15)
First Overtime Game	vs. USC (1/19/16)
First Point	Tomasz Gielo (3FG, 19:11/1H)
First FG	Tomasz Gielo (3FG, 19:11/1H)
First 3-Pointer	Tomasz Gielo (19:11/1H)
First Dunk	Jimmie Taylor, Alabama (11:0/1H)
First Dunk (OM)	Sebastian Saiz (17:09/2H)

GAME-BY-GAME STATS

OPPONENT	1H-2H-F	FG-FGA	PCT	3P-3PA	PCT	FT-FTA	PCT	OF-DF-TotRb	A	TO	BLK	STL
Western Michigan	22-42-64	20-49	40.8	7-19	36.8	17-21	81.0	10-18-28	15	24	0	4
OLE MISS	43-47-90	33-61	54.1	10-22	45.5	14-18	77.8	10-21-31	14	12	5	15
OLE MISS	36-40-76	26-56	46.4	11-26	42.3	13-21	61.9	10-21-31	14	15	3	4
Butler	41-42-83	25-54	46.3	10-23	43.5	23-27	85.2	9-19-28	12	10	3	4
Nicholls	22-33-55	22-65	33.8	7-24	29.2	4-6	66.7	8-21-29	11	14	3	9
OLE MISS	37-38-75	26-54	48.1	6-17	35.3	17-23	73.9	9-36-45	21	16	6	4
Baylor	39-31-70	25-54	46.3	2-18	11.1	18-22	81.8	8-23-31	11	18	3	7
OLE MISS	43-35-78	22-56	39.3	5-20	25.0	29-36	80.6	11-24-35	14	13	4	8
Cincinnati	37-34-71	20-50	40.0	6-14	42.9	25-35	71.4	11-22-33	9	7	6	4
OLE MISS	33-24-57	19-51	37.3	3-21	14.3	16-17	94.1	8-19-27	3	11	6	3
San Diego	37-49-86	31-64	48.4	9-23	39.1	15-18	83.3	9-17-26	21	13	0	6
OLE MISS	39-54-93	33-54	61.1	7-16	43.8	20-23	87.0	7-26-33	20	14	4	7
ULM	31-29-60	20-52	38.5	7-21	33.3	13-19	68.4	6-18-24	14	11	0	4
OLE MISS	44-39-83	33-63	52.4	11-29	37.9	6-8	75.0	13-28-41	25	11	3	7
OLE MISS	41-40-81	30-57	52.6	7-19	36.8	14-15	93.3	9-30-39	16	16	2	7
Illinois State	36-38-74	26-63	41.3	10-25	40.0	12-19	63.2	12-19-31	15	10	3	7
Southeastern Louisiana	17-30-47	19-51	37.3	2-17	11.8	7-10	70.0	5-18-23	15	13	1	2
OLE MISS	33-36-69	28-53	52.8	6-13	46.2	7-12	58.3	9-30-39	16	10	3	5
Chattanooga	39-33-70	27-58	46.6	11-21	52.4	5-10	50.0	9-19-28	19	22	3	1
OLE MISS	37-53-90	32-52	61.5	9-16	56.3	17-25	68.0	5-24-29	20	14	6	11
OLE MISS	38-36-74	29-58	50.0	8-22	36.4	8-14	57.1	12-30-42	13	17	4	9
Middle Tennessee	26-30-56	19-56	33.9	5-14	35.7	13-19	68.4	10-20-30	7	17	2	8
FGCU	26-31-57	21-52	40.4	6-16	37.5	9-12	75.0	10-18-28	13	19	5	2
OLE MISS	44-43-87	31-60	51.7	12-25	28.0	13-18	72.2	14-23-37	22	11	5	11
OLE MISS	35-46-81	28-57	49.1	6-18	33.3	19-22	86.4	8-28-36	15	12	6	6
Vanderbilt	32-39-71	24-60	40.0	6-20	30.0	17-29	58.6	13-22-35	13	10	5	7
Auburn	29-38-67	22-67	32.8	14-39	35.9	9-17	52.9	16-21-37	11	16	6	6
OLE MISS	42-40-82	24-53	45.3	7-19	36.8	27-37	73.0	13-32-45	13	17	2	11
OLE MISS	39-42-81	27-58	46.6	12-31	38.7	15-20	75.0	9-21-30	15	10	3	3
Mississippi St.	41-36-77	30-64	46.9	6-21	28.6	11-16	68.8	14-24-38	11	15	4	8
LSU	31-52-83	27-57	47.4	9-19	47.4	20-30	66.7	12-28-40	17	13	7	10
OLE MISS	31-38-69	26-64	40.6	8-28	28.6	9-17	52.9	15-27-42	14	16	3	8

REBEL CAREER HIGHS

#0

BLAKE HINSON**POINTS**

26 at Mississippi St. (1/12/19)

REBOUNDS

5, 3x, MR: at MSU (1/12/19)

FIELD GOALS

8 at Mississippi St. (1/12/19)

FREE THROWS

5, 2x, MR: at MSU (1/12/19)

THREE-POINTERS

5 at Mississippi St. (1/12/19)

ASSISTS

4, 2x, MR: vs. Auburn (1/9/19)

STEALS

3 vs. Auburn (1/9/19)

BLOCKS

1, 6x, MR: at MSU (1/12/19)

#1

ZACH NAYLOR**POINTS**

5 vs. FGCU (12/29/18)

REBOUNDS

3 vs. FGCU (12/29/18)

FIELD GOALS

2 vs. FGCU (12/29/18)

FREE THROWS

2 vs. Chattanooga (12/16/18)

THREE-POINTERS

1 vs. FGCU (12/29/18)

ASSISTS

2 at Vanderbilt (1/5/19)

STEALS

1, 2x, MR: vs. FGCU (12/29/18)

BLOCKS

1 at Vanderbilt (1/5/19)

#2

DEVONTAE SHULER**POINTS**

24 vs. Cincinnati (11/24/18)

REBOUNDS

8, 3x, MR: at Butler (11/16/18)

FIELD GOALS

9 vs. Cincinnati (11/24/18)

FREE THROWS

7 at Vanderbilt (1/5/19)

THREE-POINTERS

4 vs. Louisiana (11/10/17)

ASSISTS

6, 4x, MR: vs. LSU (1/15/19)

STEALS

4, 3x, MR: at Illinois St. (12/8/18)

BLOCKS

1, 7x, MR: vs. Middle Tenn. (12/21/18)

#3

TERENCE DAVIS**POINTS**

33 vs. LSU (2/14/17)

REBOUNDS

13 vs. Arkansas (2/13/18)

FIELD GOALS

13 vs. LSU (2/14/17)

FREE THROWS

8 at Vanderbilt (2/4/17)

THREE-POINTERS

6, 3x, MR: at Butler (11/16/18)

ASSISTS

9 vs. San Diego (11/28/18)

STEALS

4 at Missouri (2/20/18)

BLOCKS

4 vs. Nicholls (11/20/18)

#4

BREEIN TYREE**POINTS**

31 at Vanderbilt (1/5/19)

REBOUNDS

8 vs. Va. Tech (12/2/17)

FIELD GOALS

11 at Vanderbilt (1/5/19)

FREE THROWS

13 vs. Baylor (11/23/18)

THREE-POINTERS

4, 4x, MR: vs. Middle Tenn. (12/21/18)

ASSISTS

7 at Kentucky (2/28/18)

STEALS

4 vs. FGCU (12/29/18)

BLOCKS

1, 14x, MR: at Vanderbilt (1/5/19)

#5

BRIAN HALUMS**POINTS**

6 vs. Western Michigan (11/10/18)

REBOUNDS

2 vs. Western Michigan (11/10/18)

FIELD GOALS

2 vs. Western Michigan (11/10/18)

FREE THROWS

2, 2x, MR: vs. Chattanooga (12/16/18)

THREE-POINTERS

ASSISTS

2 vs. ULM (12/1/18)

STEALS

BLOCKS

#10

CARLOS CURRY**POINTS**

REBOUNDS

FIELD GOALS

FREE THROWS

THREE-POINTERS

ASSISTS

STEALS

BLOCKS

#11

FRANCO MILLER JR.**POINTS**

REBOUNDS

FIELD GOALS

FREE THROWS

THREE-POINTERS

ASSISTS

STEALS

BLOCKS

#12

BRUCE STEVENS**POINTS**

27 vs. Illinois State (12/16/17)

REBOUNDS

13 at Kentucky (2/28/18)

FIELD GOALS

9 at Texas A&M (1/16/18)

FREE THROWS

13 vs. Illinois State (12/16/17)

THREE-POINTERS

3 vs. South Carolina (3/7/18)

ASSISTS

3, 4x, MR: at Arkansas (1/20/18)

STEALS

3 at Missouri (2/20/18)

BLOCKS

2, 4x, MR: vs. Chattanooga (12/16/18)

#13

DOMINIK OLEJNICZAK**POINTS**

16 at Texas (1/27/18)

REBOUNDS

10 at Auburn (1/9/18)

FIELD GOALS

7 at Texas (Jan. 27, 2018)

FREE THROWS

3, 2x, MR: vs. Chattanooga (12/16/18)

THREE-POINTERS

ASSISTS

2, 4x, MR: vs. Auburn (1/9/19)

STEALS

3, 2x, MR: vs. Chattanooga (12/16/18)

BLOCKS

3, 2x, MR: at Kentucky (2/28/18)

#14

KJ BUFFEN**POINTS**

16 vs. Auburn (1/9/19)

REBOUNDS

9 vs. Middle Tennessee (12/21/18)

FIELD GOALS

7 vs. San Diego (11/28/18)

FREE THROWS

8 vs. Auburn (1/9/19)

THREE-POINTERS

1 vs. San Diego (11/28/18)

ASSISTS

3, 2x, MR: vs. Middle Tenn. (12/21/18)

STEALS

3, 2x, MR: vs. LSU (1/15/19)

BLOCKS

2, 2x, MR: at Vanderbilt (1/5/19)

#15

LUIS RODRIGUEZ**POINTS**

2, 7x, MR: vs. Middle Tenn. (12/21/18)

REBOUNDS

4 vs. ULM (12/1/18)

FIELD GOALS

1, 6x, MR: vs. Middle Tenn. (12/21/18)

FREE THROWS

2 vs. Baylor (11/23/18)

THREE-POINTERS

ASSISTS

3 vs. Chattanooga (12/16/18)

STEALS

2 vs. ULM (12/1/18)

BLOCKS

2 vs. Middle Tennessee (12/21/18)

#20

D.C. DAVIS**POINTS**

12 vs. Western Michigan (11/10/18)

REBOUNDS

5 vs. FGCU (12/29/18)

FIELD GOALS

4 vs. Western Michigan (11/10/18)

FREE THROWS

6 vs. Nicholls (11/20/18)

THREE-POINTERS

2, 2x, MR: vs. FGCU (12/29/18)

ASSISTS

2, 2x, MR: vs. FGCU (12/29/18)

STEALS

3 vs. Western Michigan (11/10/18)

BLOCKS

#30

ANTONIO MORGANO**POINTS**

2 vs. FGCU (12/29/18)

REBOUNDS

1 vs. Western Michigan (11/10/18)

FIELD GOALS

1 vs. FGCU (12/29/18)

FREE THROWS

THREE-POINTERS

ASSISTS

STEALS

BLOCKS

#33

JOHN MCBRIDE**POINTS**

REBOUNDS

FIELD GOALS

FREE THROWS

THREE-POINTERS

ASSISTS

STEALS

BLOCKS

SEASON HIGHS

#0

BLAKE HINSON**POINTS**

26 at Mississippi St. (1/12/19)

REBOUNDS

5, 3x, MR: at MSU (1/12/19)

FIELD GOALS

8 at Mississippi St. (1/12/19)

FREE THROWS

5, 2x, MR: at MSU (1/12/19)

THREE-POINTERS

5 at Mississippi St. (1/12/19)

ASSISTS

4, 2x, MR: vs. Auburn (1/9/19)

STEALS

3 vs. Auburn (1/9/19)

BLOCKS

1, 6x, MR: at MSU (1/12/19)

#1

ZACH NAYLOR**POINTS**

5 vs. FGCU (12/29/18)

REBOUNDS

3 vs. FGCU (12/29/18)

FIELD GOALS

2 vs. FGCU (12/29/18)

FREE THROWS

2 vs. Chattanooga (12/16/18)

THREE-POINTERS

1 vs. FGCU (12/29/18)

ASSISTS

2 at Vanderbilt (1/5/19)

STEALS

1, 2x, MR: vs. FGCU (12/29/18)

BLOCKS

1 at Vanderbilt (1/5/19)

#2

DEVONTAE SHULER**POINTS**

24 vs. Cincinnati (11/24/18)

REBOUNDS

8 at Butler (11/16/18)

FIELD GOALS

9 vs. Cincinnati (11/24/18)

FREE THROWS

7 at Vanderbilt (1/5/19)

THREE-POINTERS

3, 2x, MR: vs. SLU (12/12/18)

ASSISTS

6, 4x, MR: vs. LSU (1/15/19)

STEALS

4 at Illinois St. (12/8/18)

BLOCKS

1, 4x, MR: vs. Middle Tenn. (12/21/18)

#3

TERENCE DAVIS**POINTS**

30 at Butler (11/16/18)

REBOUNDS

12 vs. Auburn (1/9/19)

FIELD GOALS

10 at Butler (11/16/18)

FREE THROWS

5 vs. Auburn (1/9/19)

THREE-POINTERS

6 at Butler (11/16/18)

ASSISTS

9 vs. San Diego (11/28/18)

STEALS

3 vs. Western Michigan (11/10/18)

BLOCKS

4 vs. Nicholls (11/20/18)

#4

BREEIN TYREE**POINTS**

31 at Vanderbilt (1/5/19)

REBOUNDS

7 at Illinois St. (12/8/18)

FIELD GOALS

11 at Vanderbilt (1/5/19)

FREE THROWS

13 vs. Baylor (11/23/18)

THREE-POINTERS

4, 2x, MR: vs. Middle Tenn. (12/21/18)

ASSISTS

6, 3x, MR: vs. FGCU (12/29/18)

STEALS

4 vs. FGCU (12/29/18)

BLOCKS

1, 5x, MR: at Vanderbilt (1/5/19)

#5

BRIAN HALUMS**POINTS**

6 vs. Western Michigan (11/10/18)

REBOUNDS

2 vs. Western Michigan (11/10/18)

FIELD GOALS

2 vs. Western Michigan (11/10/18)

FREE THROWS

2, 2x, MR: vs. Chattanooga (12/16/18)

THREE-POINTERS

ASSISTS

2 vs. ULM (12/1/18)

STEALS

BLOCKS

#10

CARLOS CURRY**POINTS**

REBOUNDS

FIELD GOALS

FREE THROWS

THREE-POINTERS

ASSISTS

STEALS

BLOCKS

#11

FRANCO MILLER JR.**POINTS**

REBOUNDS

FIELD GOALS

FREE THROWS

THREE-POINTERS

ASSISTS

STEALS

BLOCKS

#12

BRUCE STEVENS**POINTS**

17 vs. Baylor (11/23/18)

REBOUNDS

8 vs. Baylor (11/23/18)

FIELD GOALS

7 vs. Baylor (11/23/18)

FREE THROWS

2, 5x, MR: vs. FGCU (12/29/18)

THREE-POINTERS

2, 3x, MR: at MSU (1/12/19)

ASSISTS

2, 2x, MR: vs. Auburn (1/9/19)

STEALS

2 vs. Western Michigan (11/10/18)

BLOCKS

2 vs. Chattanooga (12/16/18)

#13

DOMINIK OLEJNICZAK**POINTS**

11 vs. Auburn (1/9/19)

REBOUNDS

7, 2x, MR: vs. Auburn (1/9/19)

FIELD GOALS

5 vs. Middle Tennessee (12/21/18)

FREE THROWS

9 vs. Auburn (1/9/19)

THREE-POINTERS

ASSISTS

2, 2x, MR: vs. Auburn (1/9/19)

STEALS

3 vs. Chattanooga (12/16/18)

BLOCKS

2, 5x, MR: at MSU (1/12/19)

#14

KJ BUFFEN**POINTS**

16 vs. Auburn (1/9/19)

REBOUNDS

9 vs. Middle Tennessee (12/21/18)

FIELD GOALS

7 vs. San Diego (11/28/18)

FREE THROWS

8 vs. Auburn (1/9/19)

THREE-POINTERS

1 vs. San Diego (11/28/18)

ASSISTS

3, 2x, MR: vs. Middle Tenn. (12/21/18)

STEALS

3, 2x, MR: vs. LSU (1/15/19)

BLOCKS

2, 2x, MR: at Vanderbilt (1/5/19)

#15

LUIS RODRIGUEZ**POINTS**

2, 7x, MR: vs. Middle Tenn. (12/21/18)

REBOUNDS

4 vs. ULM (12/1/18)

FIELD GOALS

1, 6x, MR: vs. Middle Tenn. (12/21/18)

FREE THROWS

2 vs. Baylor (11/23/18)

THREE-POINTERS

ASSISTS

3 vs. Chattanooga (12/16/18)

STEALS

2 vs. ULM (12/1/18)

BLOCKS

2 vs. Middle Tennessee (12/21/18)

#20

D.C. DAVIS**POINTS**

12 vs. Western Michigan (11/10/18)

REBOUNDS

5 vs. FGCU (12/29/18)

FIELD GOALS

4 vs. Western Michigan (11/10/18)

FREE THROWS

6 vs. Nicholls (11/20/18)

THREE-POINTERS

2, 2x, MR: vs. FGCU (12/29/18)

ASSISTS

2, 2x, MR: vs. FGCU (12/29/18)

STEALS

3 vs. Western Michigan (11/10/18)

BLOCKS

#30

ANTONIO MORGANO**POINTS**

2 vs. FGCU (12/29/18)

REBOUNDS

1 vs. Western Michigan (11/10/18)

FIELD GOALS

1 vs. FGCU (12/29/18)

FREE THROWS

THREE-POINTERS

ASSISTS

STEALS

BLOCKS

#33

JOHN MCBRIDE**POINTS**

REBOUNDS

FIELD GOALS

FREE THROWS

THREE-POINTERS

ASSISTS

STEALS

BLOCKS

THE LAST TIME ...

AN OLE MISS TEAM...

Scored 100+ points at home 105 vs. Oregon (Dec. 8, 2013)
 Scored 100+ points on the road 104 at Mississippi State (4ot) (Jan. 24, 1990)
 Scored 100+ points and lost 105 vs. Oregon (Dec. 8, 2013)
 Scored 110+ points 111 vs. Mississippi Valley State (Nov. 22, 2013)
 Scored 50 points or less 47 vs. Georgia (Jan. 11, 2017)
 Scored 40 points or less 40 at Kentucky (Feb. 22, 2006)
 Scored 50 or less and won 50-48 vs. SMU (Jan. 3, 2012)
 Held opponent to 50 or less 47 vs. Southeastern Louisiana (Dec. 12, 2018)
 Won an overtime game 90-87 at Missouri (Feb. 20, 2018)
 Lost an overtime game 101-97 vs. Illinois State (Dec. 16, 2017)
 Won a double overtime game 90-87 vs. Texas Tech (Mar. 23, 2010)
 Lost a double overtime game 69-67 at Alabama (Feb. 4, 2012)
 Played a triple overtime game Never Happened
 Played a four-overtime game 104-102 at Mississippi State (Jan. 24, 1990)

Made 10+ three-point field goals 12 at #14 Mississippi St. (Jan. 12, 2019)
 Made 12+ three-point field goals 12 at #14 Mississippi St. (Jan. 12, 2019)
 Made 15+ three-point field goals 15 at Syracuse (March 18, 2017)
 Allowed 10+ three-point field goals 14 vs. #10 Auburn (Jan. 9, 2019)
 Had 15+ rebound margin 16 vs. Southeastern Louisiana (Dec. 12, 2018)
 Had 20+ rebound margin 22 vs. Arkansas (Jan. 11, 2012)
 Had 25+ rebound margin 25 vs. Florida A&M (Dec. 22, 2008)
 Had 50+ rebounds 50 vs. Tennessee (Jan. 17, 2017)
 Had 60+ rebounds 64 vs. Troy (Nov. 27, 2007)
 Had two players with 10+ rebounds at #22 Auburn (Jan. 9, 2018)
 Terence Davis (10), Dominik Olejniczak (10)
 Had three players with 10+ rebounds vs. Georgia (Jan. 9, 2016)
 Sebastian Saiz (10), Martavious Newby (10), and Rasheed Brooks (10)
 Had two players with 20+ points at Illinois State (Dec. 8, 2018)
 Breein Tyree (22), Terence Davis (20)
 Attempted 30+ free throws 37 vs. #10 Auburn (Jan. 9, 2019)
 Attempted 40+ free throws 55 vs. Missouri (March 9, 2017)
 Attempted 50+ free throws 55 vs. Missouri (March 9, 2017)
 Made 25+ free throws 27 vs. #10 Auburn (Jan. 9, 2019)
 Made 30+ free throws 31 vs. Missouri (March 9, 2017)
 Made 35+ free throws 40 vs. Georgia Southern (Nov. 17, 2015)
 Made 40+ free throws 40 vs. Georgia Southern (Nov. 17, 2015)
 Shot 90% or better from FT line 93.3% (14-15) at Illinois State (Dec. 8, 2018)

Had 20+ assists 22 vs. FGCU (Dec. 29, 2018)
 Had 25+ assists 25 vs. ULM (Dec. 1, 2018)
 Had 30+ assists 32 vs. Centenary (Dec. 19, 2009)

Had 20+ turnovers 21 at Mississippi State (Feb. 22, 2017)
 Had 25+ turnovers 26 vs. Southern Utah (Nov. 18, 2005)
 Forced 20+ turnovers 22 vs. Chattanooga (Dec. 16, 2018)
 Forced 25+ turnovers 25 vs. Bradley (Nov. 28, 2015)
 Forced 30+ turnovers 31 vs. Louisiana-Monroe (Nov. 24, 2007)

Had 10+ steals 11 vs. #10 Auburn (Jan. 9, 2019)
 Had 15+ steals 15 vs. Western Michigan (Nov. 10, 2018)
 Had 20+ steals 20 vs. Lipscomb (Nov. 23, 2012)

Blocked 5+ shots 6 at Vanderbilt (Jan. 5, 2019)
 Blocked 10+ shots 10 vs. Texas A&M-Corpus Christi (Dec. 19, 2017)
 Blocked 12+ shots 13 vs. Bradley (Dec. 19, 2016)

Beat a ranked team 81-77 at #14 Mississippi St. (Jan. 12, 2019)
 Beat a ranked team on the road 81-77 at #14 Mississippi St. (Jan. 12, 2019)
 Beat a ranked team on a neutral floor 75-68 vs. #23 Creighton (Nov. 28, 2014)

Kept every opposing player out of double figures vs. Mississippi St. (Jan. 6, 2018)
 Had all five starters score in double figures at Memphis (Dec. 18, 2015)
 Had five players score in double figures vs. FGCU (Dec. 29, 2018)
 Had six players score in double figures at Auburn (Jan. 7, 2017)
 Had no players score in double figures at LSU (Jan. 7, 2012)

Overcame a 5-point+ halftime deficit to win 6 vs. Mississippi State (Jan. 6, 2018)
 Overcame a 5-point+ halftime deficit on the road to win 5 at Vanderbilt (Feb. 4, 2017)
 Overcame a 10-point+ halftime deficit to win 20 vs. Auburn (Feb. 11, 2017)
 Overcame a 20-point+ halftime deficit to win 20 vs. Auburn (Feb. 11, 2017)
 Overcame a 15-point+ second half deficit to win 23 vs. Auburn (Feb. 11, 2017)
 Overcame a 20-point+ second half deficit to win 23 vs. Auburn (Feb. 11, 2017)

Went on a 20-0 run 28 vs. Chattanooga (Dec. 16, 2018)
 Went on a 25-0 run 28 vs. Chattanooga (Dec. 16, 2018)

AN OLE MISS PLAYER...

Scored 20+ points 21, Terence Davis vs. LSU (Jan. 15, 2019)
 Scored 30+ points 31, Breein Tyree at Vanderbilt (Jan. 5, 2019)
 Scored 35+ points 41, Deandre Burnett vs. Oral Roberts (Nov. 18, 2016)
 Scored 40+ points 41, Deandre Burnett vs. Oral Roberts (Nov. 18, 2016)
 Scored 50+ points 53, Gerald Glass vs. LSU (Mar. 4, 1989)

Scored 20+ points in 5 straight games Stefan Moody (11/25/15-1/28/16)
 Scored 20+ points in 10 straight games Stefan Moody (11/25/15-1/28/16)
 Scored 20+ points in 14 straight games Stefan Moody (11/25/15-1/28/16)
 Scored 20+ points in 18 straight games Joe Gibbon (12/10/56-2/28/57)
 Scored 20+ points in 22 straight games Johnny Neumann (12/01/70-2/22/71)

Made 5+ 3-pointers 5, Blake Hinson at #14 Mississippi St. (Jan. 12, 2019)
 Made 7+ 3-pointers 9, Deandre Burnett vs. Oral Roberts (Nov. 18, 2016)
 Made 8+ 3-pointers 9, Deandre Burnett vs. Oral Roberts (Nov. 18, 2016)
 Made 9+ 3-pointers 9, Deandre Burnett vs. Oral Roberts (Nov. 18, 2016)
 Made 10+ 3-pointers 10, Marshall Henderson vs. Oregon (Dec. 8, 2013)
 Attempted 10+ 3-pointers 11, Blake Hinson at #14 Mississippi St. (Jan. 12, 2019)
 Attempted 15+ 3-pointers 17, Stefan Moody vs. Alabama (March 10, 2016)

Had a double-double Terence Davis (21 points, 10 rebounds)
 vs. LSU (Jan. 15, 2019)
 Had a double-double in 2 straight games Sebastian Saiz (3/4/17-3/9/17)
 Had a double-double in 3 straight games Sebastian Saiz (1/28/17-2/4/17)
 Had a double-double in 4 straight games Sebastian Saiz (1/28/17-2/8/17)
 Had a double-double in 5 straight games Sebastian Saiz (12/15/16-1/3/17)
 Had a double-double in 6 straight games Sebastian Saiz (12/15/16-1/7/17)
 Had a double-double in 7 straight games Rahim Lockhart (11/19/99-12/4/99)
 Had 5+ double-doubles in a season 5, Terence Davis, - 2016-17 season
 23, Sebastian Saiz - 2016-17 season
 Had 10+ double-doubles in a season 23, Sebastian Saiz - 2016-17 season
 Had 18+ double-doubles in a season 23, Sebastian Saiz - 2016-17 season
 Had 20+ double-doubles in a season 23, Sebastian Saiz 2016-17 season

Had 20+ points and 15+ rebounds Sebastian Saiz, 21 pts/15 rebs
 vs. South Carolina (March 4, 2017)
 Had 20+ points and 20+ rebounds Walter Actwood, 22 pts/22 rebs
 vs. ISU-Evansville (Dec. 1, 1975)

Had 15+ rebounds 15, Sebastian Saiz vs. Georgia Tech (March 21, 2017)
 Had 20+ rebounds 20, Murphy Holloway vs. Auburn (Feb. 24, 2010)
 Had 10+ offensive rebounds 10, Dwayne Curtis vs. Auburn (Feb. 25, 2006)
 Had 10+ defensive rebounds 11, Terence Davis vs. #10 Auburn (Jan. 9, 2019)

Had 10+ assists 10, Jarvis Summers vs. BYU (March 17, 2015)
 Had 15+ assists 15, Sean Tuohy vs. Auburn (Jan. 26, 1980)
 Had 9+ assists and 0 turnovers 9, Cullen Neal vs. South Alabama (Dec. 22, 2016)
 Had 8+ assists and 0 turnovers 8, Deandre Burnett at Texas A&M (Jan. 16, 2018)

Had 5+ blocks 6, Sebastian Saiz vs. Bradley (Dec. 19, 2016)
 Had 8+ blocks 8, Reginald Buckner at Arkansas (Feb. 5, 2011)

Had 5+ steals 5, Markel Crawford vs. Missouri (Feb. 6, 2018)
 Had 8+ steals 8, Gerald Glass vs. Christian Bros. (Nov. 25, 1988)

Made 10+ free throws 13, Breein Tyree vs. Baylor (Nov. 23, 2018)
 Made 15+ free throws 15, Stefan Moody vs. Mississippi State (March 3, 2016)
 Attempted 10+ free throws 12, Dominik Olejniczak;
 11, KJ Buffen vs. #10 Auburn (Jan. 9, 2019)
 Attempted 15+ free throws 17, Breein Tyree vs. Baylor (Nov. 23, 2018)
 Attempted 20+ free throws 20, Ansu Sesay vs. Arkansas (Feb. 18, 1995)

Shot 100% from the floor (min. 5) KJ Buffen, 5-5
 vs. LSU (Jan. 15, 2019)
 Shot 90% from the floor (min. 10) Marcanvis Hymon, 10-11,
 vs. Towson (Nov. 20, 2015)

Played 40+ minutes 41, Deandre Burnett vs. Oral Roberts (Nov. 18, 2016)

Fouled out KJ Buffen vs. LSU (Jan. 15, 2019)


RADIO/TV ROSTER




BLAKE HINSON
6-7 • 229 • G/F • Fr.
Deltona, Fla.



ZACH NAYLOR
6-8 • 220 • F • Jr.
Houston, Texas




DEVONTAE SHULER
6-8 • 192 • G • So.
Irmo, S.C.




TERENCE DAVIS
6-4 • 205 • G • Sr.
Southaven, Miss.




BREEIN TYREE
6-2 • 195 • G • Jr.
Somerset, N.J.




BRIAN HALUMS
6-5 • 188 • G • Jr.
Hollandale, Miss.




CARLOS CURRY
6-11 • 235 • F • Fr.
Albany, Ga.




FRANCO MILLER JR.
6-2 • 202 • G • Fr.
Freeport, Bahamas



BRUCE STEVENS
6-8 • 252 • F • Sr.
Loun, Miss.




DOMINIK OLEJNICZAK
7-0 • 260 • C • Jr.
Torun, Poland



KJ BUFFEN
6-7 • 220 • F • Fr.
Gainesville, Ga.




LUIS RODRIGUEZ
6-6 • 202 • G/F • Fr.
Los Angeles, Calif.



D.C. DAVIS
5-11 • 185 • G • Sr.
Purvis, Miss.



ANTONIO MORGANO
5-10 • 173 • G • So.
Morgantown, W. Va.



JOHN MCBRIDE
6-5 • 216 • G • Fr.
Memphis, Tenn.



KERMIT DAVIS
Head Coach
First year at Ole Miss



WIN CASE
Assistant Coach
First year at Ole Miss



RONNIE HAMILTON
Assistant Coach
First year at Ole Miss



LEVI WATKINS
Assistant Coach
First year at Ole Miss

BOX SCORES

GAME 1: OLE MISS 90, WESTERN MICHIGAN 64



Official Basketball Box Score -- Game Totals -- Final Statistics
Western Michigan vs Ole Miss
11-10-18 3 p.m. at Oxford, Miss. (The Pavilion at Ole Miss)



Western Michigan 64 • 1-1

#	Player	Total			3-Ptr			Rebounds			PF	TP	A	TO	Blk	Stl	Min
		FG-FGA	FG-FGA	FT-FTA	Off	Def	Tot	Off	Def	Tot							
03	DAVIS, Josh	4-9	1-5	2-2	1	0	1	2	11	1	4	0	0	27			
11	WILKINS, Kawanise	2-2	0-0	1-2	1	0	1	3	5	2	2	0	0	22			
50	DUGAN, Seth	3-8	0-0	4-4	1	6	7	2	10	2	3	0	0	28			
04	PRINTY, Jared	6-8	5-7	0-1	1	1	2	0	17	1	0	0	0	27			
12	FLOWERS, Michael	1-5	0-1	0-0	0	3	3	1	2	7	5	0	0	23			
01	HOUSTON, DJ	0-2	0-1	2-2	0	1	1	1	2	0	0	0	1	4			
02	MARTIN, Adrian	0-7	0-2	2-2	0	1	1	3	2	0	2	0	2	19			
10	TOLIVER, Luke	0-0	0-0	3-3	0	0	0	0	3	0	0	0	0	2			
15	EMILIEN, Patrick	1-4	0-2	0-0	1	1	2	1	2	0	2	0	0	14			
20	BoyerRichard,William	2-2	0-0	0-1	0	0	0	2	4	1	4	0	1	18			
24	IKONGSHUL, Adida	1-2	1-1	3-4	1	2	3	2	6	1	0	0	0	10			
32	CLIFFORD, TJ	0-0	0-0	0-0	0	0	0	1	0	0	2	0	0	6			
Team					4	3	7										
Totals		20-49	7-19	17-21	10	18	28	18	64	15	24	0	4	200			

FG % 1st Half:	10-25	40.0%	2nd half:	10-24	41.7%	Game:	20-49	40.8%	Deadball
3FG % 1st Half:	2-7	28.6%	2nd half:	5-12	41.7%	Game:	7-19	36.8%	Rebounds
FT % 1st Half:	0-1	0.0%	2nd half:	17-20	85.0%	Game:	17-21	81.0%	7,1

Ole Miss 90 • 1-0

#	Player		Total			3-Ptr			Rebounds			PF	TP	A	TO	Blk	Stl	Min
			FG-FGA	FG-FGA	FT-FTA	Off	Def	Tot	Off	Def	Tot							
00	Hinson,Blake	f	2-6	2-5	0-0	1	1	2	4	6	0	0	0	0	1	21		
13	Olejniczak, Dominik	c	3-4	0-0	2-2	2	1	3	3	8	1	2	2	1	19			
02	Shuler,Devontae	g	5-6	3-4	0-0	0	1	1	3	13	0	0	0	2	29			
03	Davis,Terence		7-12	1-2	2-3	1	1	2	1	17	2	3	1	3	28			
04	Tyree,Breien	g	5-11	0-5	4-6	1	3	4	3	14	3	2	1	2	26			
01	Naylor,Zach		0-0	0-0	0-0	0	1	1	1	0	0	1	0	0	8			
05	Halums,Brian		2-4	0-0	2-2	2	0	2	0	6	0	0	0	0	4			
12	Stevens, Bruce		2-5	2-3	0-0	0	5	5	3	6	1	3	0	2	18			
14	Buffen, KJ		2-6	0-0	2-3	2	2	4	0	6	3	0	1	1	23			
15	Rodriguez, Luis		1-2	0-0	0-0	0	0	0	0	2	2	0	0	0	8			
20	Davis, D.C.		4-4	2-2	2-2	0	1	1	0	12	2	0	0	3	14			
30	Morgano, Antonio		0-1	0-1	0-0	1	0	1	2	0	0	0	0	0	2			
	Team					0	5	5										
	Totals		33-61	10-22	14-18	10	21	31	20	90	14	12	5	15	200			

FG % 1st Half:	16-30	53.3%	2nd half:	17-31	54.8%	Game:	33-61	54.1%	Deadball
3FG % 1st Half:	5-13	38.5%	2nd half:	5-9	55.6%	Game:	10-22	45.5%	Rebounds
FT % 1st Half:	6-9	66.7%	2nd half:	8-9	88.9%	Game:	14-18	77.8%	3

Officials: Chuck Jones, Tim Gattis, John Hampton
Technical fouls: Western Michigan-None. Ole Miss-None.
Attendance: 5205

Score by periods	1st	2nd	Total
Western Michigan	22	42	64
Ole Miss	43	47	90

Points	In	Off	2nd	Fast	Bench
WMU	18	14	5	0	19
OM	38	39	10	12	32

Last FG - WMU 2nd-06:16, OM 2nd-00:43.
Largest lead - WMU None, OM by 29nd-01:41.
WMU led for 00:00. OM led for 37:57. Game was tied for 01:56.

Score tied - 1 time.
Lead changed - 0 times.

GAME 3: OLE MISS 75, NICHOLLS 55



Official Basketball Box Score -- Game Totals -- Final Statistics
Nicholls vs Ole Miss
11-20-18 6 p.m. at Oxford, Miss. (The Pavilion at Ole Miss)



Nicholls 55 • 2-4

#	Player	Total			3-Ptr			Rebounds			PF	TP	A	TO	Blk	Stl	Min
		FG-FGA	FG-FGA	FT-FTA	Off	Def	Tot	Off	Def	Tot							
22	Moore, Brandon	2-7	1-1	0-0	1	3	4	2	5	3	1	0	3	24			
01	Regis, Daniel	1-1	0-0	0-1	0	2	2	3	2	0	3	2	1	13			
03	Johnson, Kevin	4-13	1-3	0-0	1	5	6	1	9	4	1	0	1	37			
11	Peppers, Gavin	5-14	0-3	4-4	1	1	2	3	14	0	3	1	3	28			
15	Jefferson, Jeremiah	3-13	1-7	0-1	0	1	1	3	7	2	3	0	0	30			
02	Buford, Jeremiah	0-1	0-1	0-0	0	0	0	0	1	0	0	0	0	3			
04	Clement, Thomas	0-0	0-0	0-0	0	0	0	1	0	0	0	0	0	2			
06	Alatishie, Abdul	0-0	0-0	0-0	0	0	0	0	0	0	0	0	1	8			
23	Harvey, Elvis	3-5	2-2	0-0	2	0	2	5	8	0	1	0	0	21			
24	Garrick, Danny	3-8	2-7	0-0	0	4	4	0	8	0	1	0	0	21			
35	Lyons, Rhyghe	1-3	0-0	0-0	0	1	1	2	1	1	0	0	0	13			
Team					3	4	7										
Totals		22-65	7-24	4-6	8	21	29	20	55	11	14	3	9	200			

FG % 1st Half:	9-29	31.0%	2nd half:	13-36	36.1%	Game:	22-65	33.8%	Deadball
3FG % 1st Half:	4-11	36.4%	2nd half:	3-13	23.1%	Game:	7-24	29.2%	Rebounds
FT % 1st Half:	0-1	0.0%	2nd half:	4-5	80.0%	Game:	4-6	66.7%	1

Ole Miss 75 • 2-1

#	Player	Total			3-Ptr			Rebounds			PF	TP	A	TO	Blk	Stl	Min
		FG-FGA	FG-FGA	FT-FTA	Off	Def	Tot	Off	Def	Tot							
00	Hinson,Blake	2-3	2-3	2-3	1	4	5	2	8	3	1	0	0	27			
12	Stevens, Bruce	6-10	0-2	1-2	1	3	4	2	13	0	1	0	0	18			
02	Shuler,Devontae	3-6	1-2	2-2	1	6	7	0	9	6	3	0	3	34			
03	Davis,Terence	4-12	3-6	3-4	0	8	8	3	14	3	3	4	1	32			
04	Tyree,Breien	4-10	0-3	2-2	1	3	4	1	10	6	4	0	0	36			
01	Naylor,Zach	0-0	0-0	0-0	1	1	2	0	0	0	0	0	0	2			
05	Halums,Brian	0-1	0-0	0-0	0	0	0	0	0	0	0	0	0	1			
13	Olejniczak, Dominik	3-3	0-0	0-0	0	2	2	0	6	0	1	1	0	14			
14	Buffen, KJ	3-6	0-0	1-2	1	4	5	0	7	1	2	1	0	18			
15	Rodriguez, Luis	0-1	0-0	0-0	1	0	1	0	2	0	0	0	0	2			
20	Davis, D.C.	1-2	0-1	6-8	0	2	2	0	8	0	0	0	0	16			
30	Morgano, Antonio	0-0	0-0	0-0	0	0	0	0	0	0	0	0	0	0+			
Team					2	3	5										
Totals		26-54	6-17	17-23	9	36	45	8	75	21	16	6	4	200			

FG % 1st Half:	14-31	45.2%	2nd half:	12-23	52.2%	Game:	26-54	48.1%	Deadball
3FG % 1st Half:	3-9	33.3%	2nd half:	3-8	37.5%	Game:	6-17	35.3%	Rebounds
FT % 1st Half:	6-7	85.7%	2nd half:	11-16	68.8%	Game:	17-23	73.9%	4

Officials: Anthony Jordan, Robert Felder, Hunter Allen
Technical fouls: Nicholls-None. Ole Miss-None.
Attendance: 5903

Score by periods	1st	2nd	Total
Nicholls	22	33	55
Ole Miss	37	38	75

Points	In	Off	2nd	Fast	Bench
NICH	24	14	4	4	18
OM	36	12	10	2	21

Last FG - NICH 2nd-00:29, OM 2nd-00:11.
Largest lead - NICH None, OM by 21 2nd-14:50.
NICH led for 00:00. OM led for 39:59. Game was tied for 00:51.

Score tied - 1 time.
Lead changed - 0 times.

GAME 2: BUTLER 83, OLE MISS 76



Official Basketball Box Score -- Game Totals -- Final Statistics
Ole Miss vs Butler
11/16/18 8:00 pm at Indianapolis, Ind. (Hinkle Fieldhouse)



Ole Miss 76 • 1-1

#	Player		Total			3-Ptr			Rebounds			PF	TP	A	TO	Blk	Stl	Min
			FG-FGA	FG-FGA	FT-FTA	Off	Def	Tot										
13	Olejniczak, Dominik	c	1-4	0-0	0-0	1	1	2	4	2	0	3	0	0	19			
00	Hinson,Blake	g	2-7	1-3	1-2	2	3	5	3	6	2	2	0	0	29			
02	Shuler,Devontae		1-6	1-4	1-2	3	5	8	2	4	5	1	0	3	37			
03	Davis,Terence		10-16	6-9	4-5	1	3	4	3	30	5	4	2	0	37			
04	Tyree,Breien	g	6-11	3-6	2-3	0	4	4	5	17	1	3	0	0	35			
12	Stevens, Bruce		3-5	0-2	0-0	0	1	1	5	6	0	0	0	0	10			
14	Buffen, KJ		3-6	0-1	3-7	2	1	3	2	9	1	1	1	1	24			
15	Rodriguez, Luis		0-0	0-0	0-0	0	0	0	0	0	0	0	0	0	1			
20	Davis, D.C.		0-1	0-1	2-2	0	0	0	1	2	0	1	0	0	9			
	Team					1	3	4										
	Totals		26-56	11-26	13-21	10	21	31	25	76	14	15	3	4	201			
	FG % 1st Half: 12-25	48.0%	2nd half: 14-31	45.2%	Game: 26-56	46.4%												Deadball

BOX SCORES

GAME 5: CINCINNATI 71, OLE MISS 57



Official Basketball Box Score -- Game Totals -- Final Statistics
Cincinnati vs Ole Miss
11/24/18 6:00 PM at Emerald Coast Classic - Niceville, FL



Cincinnati 71 • 5-1

#	Player	Total		3-Ptr		Rebounds			PF	TP	A	TO	Bk	Stl	Min
		FG-FGA	FG-FGA	FT-FTA	FT-FTA	Off	Def	Tot							
02	Williams,K.	2-6	2-2	3-6	3-6	2	3	5	4	9	0	0	0	0	24
03	Jenifer,J.	3-6	1-2	0-0	0-0	0	1	1	1	7	0	1	0	0	27
13	Scott,T.	3-6	0-0	3-6	3-6	2	7	9	3	9	0	1	2	1	33
33	Brooks,N.	1-1	0-0	2-2	2-2	1	3	4	3	4	1	0	1	1	22
34	Cumberland,J.	5-17	2-8	13-14	13-14	1	2	3	1	25	2	0	2	0	33
00	Johnson,L.	1-3	0-0	1-2	1-2	1	1	2	1	3	1	1	1	0	12
05	Moore,T.	0-0	0-0	0-0	0-0	0	0	0	0	0	0	0	0	0	0+
10	Fredericks,R.	1-1	0-0	1-2	1-2	0	2	2	1	3	1	2	0	0	15
15	Broome,C.	3-7	1-2	2-3	2-3	0	1	1	0	9	4	1	0	2	24
20	Diarra,M.	0-0	0-0	0-0	0-0	0	1	1	0	0	0	0	0	0	2
22	Nsoeme,E.	1-3	0-0	0-0	0-0	1	1	2	3	2	0	1	0	0	8
31	Martin,S.	0-0	0-0	0-0	0-0	0	0	0	0	0	0	0	0	0	0+
Team															
Totals		20-50	6-14	25-35	25-35	11	22	33	18	71	9	7	6	4	200

FG % 1st Half: 9-22 40.9% 2nd half: 11-28 39.3% Game: 20-50 40.0% Deadball Rebounds 10.3
3FG % 1st Half: 3-7 42.9% 2nd half: 3-7 42.9% Game: 6-14 42.9%
FT % 1st Half: 16-21 76.2% 2nd half: 9-14 64.3% Game: 25-35 71.4%

Ole Miss 57 • 3-2

#	Player	Total		3-Ptr		Rebounds			PF	TP	A	TO	Bk	Stl	Min
		FG-FGA	FG-FGA	FT-FTA	FT-FTA	Off	Def	Tot							
00	Hinson,Blake	1-5	1-5	0-0	0-0	0	1	1	4	3	0	1	1	1	14
02	Shuler,Devontae	9-14	2-5	4-4	4-4	1	5	6	0	24	0	1	1	1	33
03	Davis,Terence	0-6	0-5	0-0	0-0	1	3	4	3	0	2	3	1	0	31
04	Tyree,Breein	4-11	0-5	6-6	6-6	0	1	1	2	14	1	2	1	0	32
12	Stevens, Bruce	3-6	0-1	2-2	2-2	1	2	3	5	8	0	1	0	1	24
01	Naylor,Zach	0-0	0-0	0-0	0-0	0	0	0	1	0	0	0	0	0	5
05	Halums,Brian	0-3	0-0	0-0	0-0	1	0	1	2	0	0	0	0	0	7
13	Olejniczak, Dominik	2-4	0-0	2-2	2-2	2	0	2	4	6	0	0	0	1	14
14	Buffen, KJ	0-1	0-0	2-3	2-3	0	6	6	4	2	0	2	1	0	28
15	Rodriguez, Luis	0-0	0-0	0-0	0-0	0	0	0	0	0	0	1	0	0	6
20	Davis, D.C.	0-1	0-0	0-0	0-0	0	0	0	1	0	0	0	0	0	6
Team															
Totals		19-51	3-21	16-17	16-17	8	19	27	26	57	3	11	6	3	200

FG % 1st Half: 11-28 39.3% 2nd half: 8-23 34.8% Game: 19-51 37.3% Deadball Rebounds 0
3FG % 1st Half: 3-10 30.0% 2nd half: 0-11 0.0% Game: 3-21 14.3%
FT % 1st Half: 8-9 88.9% 2nd half: 8-8 100.0% Game: 16-17 94.1%

Officials: John Higgins, Mike Eades, Pat Adams
Technical fouls: Cincinnati-TEAM, Ole Miss-Davis, Terence.
Attendance: 1250
Outstanding Performer - Jarron Cumberland (CIN)

Score by periods	1st	2nd	Total
Cincinnati	37	34	71
Ole Miss	33	24	57

Last FG - UC 2nd-05:08, OM 2nd-05:29.
Largest lead - UC by 18 2nd-02:27, OM by 3 1st-19:18.
UC led for 38:34, OM led for 01:20, Game was tied for 02:06.

Points	In	Off	2nd	Fast	Bench
UC	20	17	9	0	17
OM	22	11	6	0	8

Score tied - 3 times.
Lead changed - 1 time.

GAME 7: OLE MISS 83, ULM 60



Official Basketball Box Score -- Game Totals -- Final Statistics
ULM vs Ole Miss
12-1-18 1 p.m. at Oxford, Miss. (The Pavilion at Ole Miss)



ULM 60 • 3-4

#	Player	Total		3-Ptr		Rebounds			PF	TP	A	TO	Bk	Stl	Min
		FG-FGA	FG-FGA	FT-FTA	FT-FTA	Off	Def	Tot							
01	Munnings, Travis	5-12	2-4	5-6	5-6	0	3	3	1	17	2	3	0	1	32
11	Washington, Andre	0-0	0-0	1-2	1-2	1	1	2	3	8	2	1	0	0	17
02	Ertel, Michael	2-6	0-2	2-2	2-2	1	1	2	2	6	4	1	0	0	30
03	Williams, JD	5-11	2-3	0-0	0-0	1	6	7	0	12	2	3	0	2	31
05	Smith, Daishon	2-11	2-8	3-3	3-3	0	1	1	2	9	1	0	0	0	30
00	Newman, Brandon	1-2	0-0	0-0	0-0	1	3	4	0	2	4	2	0	1	20
10	White, Tyree	2-4	0-1	0-2	0-2	1	1	2	1	4	1	1	0	0	17
53	Harris, Jontray	3-6	1-3	2-4	2-4	0	1	1	2	9	0	0	0	0	23
Team															
Totals		20-52	7-21	13-19	13-19	6	18	24	11	60	14	11	0	4	200

FG % 1st Half: 10-26 38.5% 2nd half: 10-26 38.5% Game: 20-52 38.5% Deadball Rebounds 4
3FG % 1st Half: 2-7 28.6% 2nd half: 5-14 35.7% Game: 7-21 33.3%
FT % 1st Half: 9-13 69.2% 2nd half: 4-6 66.7% Game: 13-19 68.4%

Ole Miss 83 • 5-2

#	Player	Total		3-Ptr		Rebounds			PF	TP	A	TO	Bk	Stl	Min
		FG-FGA	FG-FGA	FT-FTA	FT-FTA	Off	Def	Tot							
00	Hinson,Blake	6-8	4-5	1-1	1-1	1	2	3	4	17	4	1	0	0	22
13	Olejniczak, Dominik	4-4	0-0	0-0	0-0	1	2	3	3	8	2	1	2	1	21
02	Shuler,Devontae	1-5	1-4	0-0	0-0	0	3	3	2	3	6	1	0	0	29
03	Davis,Terence	7-16	1-6	0-0	0-0	3	5	8	2	15	3	3	0	1	25
04	Tyree,Breein	8-15	4-9	0-1	0-1	0	3	3	1	20	3	2	0	1	30
01	Naylor,Zach	0-0	0-0	0-0	0-0	0	0	0	1	0	0	0	0	0	4
05	Halums,Brian	0-2	0-1	1-2	1-2	1	0	1	1	1	2	0	0	0	7
12	Stevens, Bruce	4-8	1-4	0-0	0-0	2	5	7	1	9	1	1	0	0	18
14	Buffen, KJ	1-2	0-0	4-4	4-4	1	4	5	3	6	2	2	0	2	21
15	Rodriguez, Luis	1-2	0-0	0-0	0-0	2	2	4	1	2	1	0	1	2	11
20	Davis, D.C.	1-1	0-0	0-0	0-0	0	1	1	0	2	1	0	0	0	11
30	Morgano, Antonio	0-0	0-0	0-0	0-0	0	0	0	0	0	0	0	0	0	1
Team															
Totals		33-63	11-29	6-8	6-8	13	28	41	19	83	25	11	3	7	200

FG % 1st Half: 17-27 63.0% 2nd half: 16-36 44.4% Game: 33-63 52.4% Deadball Rebounds 1
3FG % 1st Half: 6-14 42.9% 2nd half: 5-15 33.3% Game: 11-29 37.9%
FT % 1st Half: 4-6 66.7% 2nd half: 2-2 100.0% Game: 6-8 75.0%

Officials: Mike Nance, Robert Felder, Stephen Orkus Jr.
Technical fouls: ULM-None, Ole Miss-None.
Attendance: 6128

Score by periods	1st	2nd	Total
ULM	31	29	60
Ole Miss	44	39	83

Last FG - ULM 2nd-00:48, OM 2nd-00:12.
Largest lead - ULM None, OM by 25 2nd-05:33.
ULM led for 00:00, OM led for 38:54, Game was tied for 01:06.

Score tied - 0 times.
Lead changed - 0 times.

GAME 6: OLE MISS 93, SAN DIEGO 86



Official Basketball Box Score -- Game Totals -- Final Statistics
San Diego vs Ole Miss
11-28-18 6:30 p.m. at Oxford, Miss. (The Pavilion at Ole Miss)



San Diego 86 • 5-2

#	Player	Total		3-Ptr		Rebounds			PF	TP	A	TO	Bk	Stl	Min
		FG-FGA	FG-FGA	FT-FTA	FT-FTA	Off	Def	Tot							
00	PINEIRO, Isaiah	7-13	1-2	6-6	6-6	3	1	4	5	21	3	3	0	0	28
25	MASSALSKI, Yauhen	2-4	0-0	0-0	0-0	0	2	2	0	4	0	0	0	0	3
01	WILLIAMS, Tyler	1-7	1-1	2-2	2-2	1	3	4	2	5	3	0	0	1	38
03	CARTER III, Olin	6-17	2-9	5-6	5-6	0	4	4	3	19	3	2	0	0	34
22	WRIGHT, Isaiah	9-14	4-8	0-1	0-1	0	2	2	2	22	6	5	0	3	40
02	CALCATERRA, Joey	0-0	0-0	0-0	0-0	0	0	0	1	0	0	0	0	0	2
13	MARTINEZ, Jose	1-2	1-2	2-2	2-2	1	0	1	2	5	1	1	0	1	11
15	FLORESCA, Alex	4-4	0-0	0-1	0-1	2	3	5	4	8	5	2	0	1	36
23	SULLIVAN, Finn	1-3	0-1	0-0	0-0	0	1	1	2	2	0	0	0	0	8
Team															
Totals		31-64	9-23	15-18	15-18	9	17	26	31	86	21	13	0	6	200

FG % 1st Half: 15-31 48.4% 2nd half: 16-33 48.5% Game: 31-64 48.4% Deadball Rebounds 1
3FG % 1st Half: 3-9 33.3% 2nd half: 6-14 42.9% Game: 9-23 39.1%
FT % 1st Half: 4-5 80.0% 2nd half: 11-13 84.6% Game: 15-18 83.3%

Ole Miss 93 • 4-2

#	Player	Total		3-Ptr		Rebounds		
---	--------	-------	--	-------	--	----------	--	--

BOX SCORES

GAME 9: OLE MISS 69, SOUTHEASTERN LOUISIANA 47



Official Basketball Box Score -- Game Totals -- Final Statistics
Southeastern Louisiana vs Ole Miss
12-12-18 6:30 p.m. at Jackson, Miss. (Mississippi Coliseum)



Southeastern Louisiana 47 • 4-5

#	Player	Total		3-Ptr		Rebounds		PF	TP	A	TO	Blk	Stl	Min
		FG-FGA	FG-FGA	FT-FTA	FT-FTA	Off	Def							
13	Greenwood, Moses	f	9-10	1-1	1-1	2	4	6	3	20	2	0	0	28
24	Charleston, Keith	f	0-6	0-3	0-0	0	2	2	2	0	0	0	0	21
00	Veal, Marlain	g	2-9	0-1	2-3	0	2	2	1	6	6	4	0	31
05	Brown, Kajon	g	1-5	0-3	0-0	2	1	3	1	2	0	1	0	24
10	Julien, Von	g	1-3	0-1	0-0	0	2	2	0	2	4	0	0	36
01	Saunders, Jeremiah	g	0-0	0-0	1-2	0	0	0	0	1	0	0	0	1
02	Diop, Pape	g	2-6	0-1	0-0	0	4	4	1	4	0	0	0	12
03	Edwards, Parker	g	1-3	1-3	0-0	0	0	0	0	3	0	0	0	5
04	West, D'Angelo	g	0-2	0-1	0-0	0	1	1	0	0	0	0	0	6
12	Strange, Matthew	g	0-0	0-0	0-0	0	0	0	0	0	0	0	0	1
15	Starwood, Maxwell	g	0-0	0-0	0-0	0	0	0	1	0	0	0	0	1
20	Gonzalez, Brandon	g	0-1	0-1	0-0	0	0	0	1	0	1	0	0	7
22	Bossertta, Patrick	g	0-0	0-0	0-0	0	0	0	0	0	0	0	0	1
23	Thomas, Quinton	g	3-4	0-1	2-2	1	0	0	0	8	2	1	1	14
25	Brewer, Ty	g	0-2	0-1	1-2	0	0	0	1	1	0	1	0	12
Team						0	2	2			2			
Totals			19-51	2-17	7-10	5	18	23	11	47	15	13	1	200
FG % 1st Half: 7-23		30.4%	2nd half: 12-28		42.9%	Game: 19-51		37.3%						
3FG % 1st Half: 1-7		14.3%	2nd half: 1-10		10.0%	Game: 2-17		11.8%						
FT % 1st Half: 2-2		100.0%	2nd half: 5-8		62.5%	Game: 7-10		70.0%						
									Deadball Rebounds 0					

Ole Miss 69 • 7-2

#	Player	Total		3-Ptr		Rebounds		PF	TP	A	TO	Blk	Stl	Min
		FG-FGA	FG-FGA	FT-FTA	FT-FTA	Off	Def							
00	Hinson,Blake	f	4-9	1-3	0-1	3	1	4	2	9	3	0	0	26
12	Stevens, Bruce	f	3-6	0-1	0-0	1	6	7	2	6	0	1	0	23
02	Shuler,Devontae	g	7-10	3-4	2-2	0	2	2	1	19	3	1	1	32
03	Davis, Terence	g	6-11	1-1	2-2	2	4	6	2	15	4	4	0	27
04	Tyree,Breoin	g	1-5	1-3	0-0	0	3	3	3	3	1	1	0	34
01	Naylor,Zach	g	0-0	0-0	0	1	1	0	0	1	0	0	0	8
05	Halums,Brian	g	0-0	0-0	1-2	0	0	0	1	1	0	0	0	1
13	Olejniczak, Dominik	g	4-5	0-0	1-1	0	1	1	3	9	1	0	0	17
14	Buffen, KJ	g	1-2	0-0	1-4	1	2	3	0	3	0	0	1	17
15	Rodriguez, Luis	g	1-1	0-0	0-0	1	1	1	1	2	1	1	0	4
20	Davis, D.C.	g	1-4	0-1	0-0	2	0	2	1	2	1	0	0	11
Team						0	9	9			1			
Totals			28-53	6-13	7-12	9	30	39	15	69	16	10	3	200
FG % 1st Half: 13-29		44.8%	2nd half: 15-24		62.5%	Game: 28-53		52.8%						
3FG % 1st Half: 4-10		30.0%	2nd half: 3-3		100.0%	Game: 6-13		46.2%						
FT % 1st Half: 4-5		80.0%	2nd half: 3-7		42.9%	Game: 7-12		58.3%						
									Deadball Rebounds 3					

Officials: Doug Shows, Anthony Jordan, Will Howard
Technical fouls: Southeastern Louisiana-None. Ole Miss-None.
Attendance: 3564

Score by periods	1st	2nd	Total
Southeastern Louisiana	17	30	47
Ole Miss	33	36	69

Last FG - SLU 2nd-01:29, OM 2nd-00:22
Largest lead - SLU None, OM by 25 2nd-06:07.
SLU led for 00:00, OM led for 39:00. Game was tied for 01:00.

Score tied - 1 time.
Lead changed - 0 times.

GAME 11: OLE MISS 74, MIDDLE TENNESSEE 56



Official Basketball Box Score -- Game Totals -- Final Statistics
Ole Miss vs Middle Tennessee
12/21/18 7:00 p.m. at Bridgestone Arena



Ole Miss 74 • 9-2

#	Player	Total		3-Ptr		Rebounds		PF	TP	A	TO	Blk	Stl	Min
		FG-FGA	FG-FGA	FT-FTA	FT-FTA	Off	Def							
00	Hinson,Blake	f	3-8	0-2	2-2	0	2	2	1	8	0	0	0	25
13	Olejniczak, Dominik	c	5-6	0-0	0-0	1	2	3	4	10	0	3	0	12
02	Shuler,Devontae	g	3-8	1-2	0-0	2	2	4	0	7	2	1	1	20
03	Davis, Terence	g	2-7	1-3	3-5	1	6	7	3	8	4	4	1	28
04	Tyree,Breoin	g	10-13	4-6	0-0	1	1	2	1	24	1	4	0	32
01	Naylor,Zach	g	0-1	0-1	0-0	0	1	1	1	0	0	0	0	3
12	Stevens, Bruce	g	4-9	2-6	2-4	0	4	4	2	12	2	1	0	26
14	Buffen, KJ	g	1-3	0-1	1-3	3	6	9	2	3	3	0	0	19
15	Rodriguez, Luis	g	1-2	0-0	0-0	1	2	3	1	2	0	0	2	9
20	Davis, D.C.	g	0-1	0-1	0-0	2	0	2	1	0	1	0	0	16
30	Morgano, Antonio	g	0-0	0-0	0-0	0	0	0	0	0	0	0	0	0+
Team						1	4	5			1			
Totals			29-58	8-22	8-14	12	30	42	16	74	13	17	4	9
FG % 1st Half: 13-27		48.1%	2nd half: 16-31		51.6%	Game: 29-58		50.0%						
3FG % 1st Half: 6-14		42.9%	2nd half: 2-8		25.0%	Game: 8-22		36.4%						
FT % 1st Half: 6-11		54.5%	2nd half: 2-3		66.7%	Game: 8-14		57.1%						
									Deadball Rebounds 3					

Middle Tennessee 56 • 3-9

#	Player	Total		3-Ptr		Rebounds		PF	TP	A	TO	Blk	Stl	Min
		FG-FGA	FG-FGA	FT-FTA	FT-FTA	Off	Def							
22	SCURRY, Reggie	f	4-4	0-0	5-5	2	0	2	2	13	1	0	0	22
06	GAMBLE, Karl	f	0-9	0-2	0-0	2	0	2	3	0	1	2	0	18
03	SIMS, Donovan	g	2-5	0-1	1-2	1	5	6	1	5	0	5	4	36
10	JOHNSON, Jayce	g	4-7	0-1	4-8	0	7	7	2	12	2	0	0	39
05	GREEN, Antonio	g	7-17	5-8	3-4	1	2	3	22	0	3	0	1	32
01	FAROUHAR, Junior	g	0-2	0-1	0-0	0	0	0	1	0	1	1	0	15
04	HAUWTHORNE, James	g	2-11	0-1	0-0	2	2	4	2	4	2	2	1	29
11	MOSLEY, Lawrence	g	0-0	0-0	0-0	0	1	1	0	0	0	0	0	1
14	MILLER, Chase	g	0-1	0-0	0-0	0	0	0	0	0	0	0	0	1
16	MASSENBURG, TJ	g	0-0	0-0	0-0	1	1	2	2	0	0	1	1	0
24	BUTLER Jr., Darnell	g	0-0	0-0	0-0	0	0	0	0	0	0	0	0	1
35	LEWIS, Kydiana	g	0-0	0-0	0-0	0	0	0	0	0	0	0	0	0+
Team						1	2	3						
Totals			19-56	5-14	13-19	10	20	30	15	56	7	17	2	8
FG % 1st Half: 9-30		30.0%	2nd half: 10-26		38.5%	Game: 19-56		33.9%						
3FG % 1st Half: 2-6		33.3%	2nd half: 3-8		37.5%	Game: 5-14		35.7%						
FT % 1st Half: 6-6		100.0%	2nd half: 7-13		53.8%	Game: 13-19		68.4%						
									Deadball Rebounds 3					

Officials: Terry Oglesby, Ted Valentine, Hunter Allen
Technical fouls: Ole Miss-None. Middle Tennessee-None.
Attendance: 11294

Score by periods	1st	2nd	Total
Ole Miss	38	36	74
Middle Tennessee	26	30	56

Last FG - OM 2nd-04:36, MT 2nd-02:56.
Largest lead - OM by 29 2nd-07:32, MT by 2 1st-19:31.

Score tied - 3 times.
Lead changed - 3 times.

GAME 10: OLE MISS 90, CHATTANOOGA 70



Official Basketball Box Score -- Game Totals -- Final Statistics
Chattanooga vs Ole Miss
12-16-18 5 p.m. at Oxford, Miss. (The Pavilion at Ole Miss)



Chattanooga 70 • 5-7

#	Player	Total		3-Ptr		Rebounds		PF	TP	A	TO	Blk	Stl	Min
		FG-FGA	FG-FGA	FT-FTA	FT-FTA	Off	Def							
01	Scott,Jonathan	f	4-6	3-4	3-6	2	5	7	3	14	1	3	1	0

BOX SCORES

GAME 13: OLE MISS 81, VANDERBILT 71



Official Basketball Box Score -- Game Totals -- Final Statistics
Ole Miss vs Vanderbilt
01/05/19 7:30 p.m. at Nashville, Tenn. (Memorial Gym)



Ole Miss 81 • 11-2 1-0

#	Player		Total			3-Ptr			Rebounds			PF	TP	A	TO	Blk	Stl	Min
			FG-FGA	FG-FGA	FT-FTA	FG-FGA	FG-FGA	FT-FTA	Off	Def	Tot							
00	Hinson,Blake	f	3-6	1-2	4-4	0	3	3	4	11	1	1	0	1	1	28		
13	Olejniczak, Dominik	c	4-6	0-0	0-1	2	1	3	4	8	0	0	2	1	25			
02	Shuler,Devontae	g	2-10	0-4	7-8	2	5	7	1	11	6	2	0	2	37			
03	Davis,Terence	g	4-8	2-4	1-2	0	5	5	4	11	1	2	0	1	21			
04	Tyree,Brein	g	11-16	3-5	6-6	0	4	4	2	31	3	2	1	0	36			
01	Naylor,Zach	g	0-0	0-0	0-0	1	0	1	1	0	2	0	1	0	8			
12	Stevens, Bruce	g	2-6	0-2	0-0	0	3	3	2	4	0	1	0	1	15			
14	Buffen, KJ	g	2-4	0-0	1-1	2	5	7	3	5	2	4	2	1	20			
20	Davis, D.C.	g	0-1	0-1	0-0	0	2	2	0	0	0	0	0	0	10			
Team								1	0	1								
Totals			28-57	6-18	19-22	8	28	36	21	81	15	12	6	6	200			

FG % 1st Half:	13-31	41.9%	2nd half:	15-26	57.7%	Game:	28-57	49.1%	Deadball Rebounds	2
3FG % 1st Half:	4-10	40.0%	2nd half:	2-8	25.0%	Game:	6-18	33.3%		
FT % 1st Half:	5-7	71.4%	2nd half:	14-15	93.3%	Game:	19-22	86.4%		

Vanderbilt 71 • 9-4 0-1

#	Player		Total			3-Ptr			Rebounds			PF	TP	A	TO	Blk	Stl	Min
			FG-FGA	FG-FGA	FT-FTA	FG-FGA	FG-FGA	FT-FTA	Off	Def	Tot							
01	WETZELL, Yanni	f	3-6	0-1	1-3	1	2	3	3	7	0	2	1	1	28			
11	SHITTU, Simisola	f	6-9	0-0	9-15	2	7	9	2	21	3	1	1	1	33			
32	RYAN, Matt	f	3-7	3-5	0-0	0	0	0	2	9	1	1	0	2	28			
00	LEE, Saben	g	3-12	0-2	3-6	0	5	5	2	9	5	2	0	1	35			
02	TOYE, Joe	g	4-12	1-6	3-3	3	4	7	2	12	1	0	1	0	33			
03	EVANS, Maxwell	g	0-1	0-1	0-0	0	0	0	0	0	1	0	0	0	9			
13	MOYER, Matthew	g	0-0	0-0	1-2	1	1	2	0	1	1	1	0	0	8			
15	BROWN, Clevon	g	2-4	0-0	0-0	2	0	2	0	4	0	0	1	0	8			
24	NESMITH, Aaron	g	3-9	2-5	0-0	1	2	3	5	8	1	1	1	1	18			
						3	1	4										
Totals			24-60	6-20	17-29	13	22	35	16	71	13	10	5	7	200			

FG % 1st Half:	13-31	41.9%	2nd half:	11-29	37.9%	Game:	24-60	40.0%	Deadball Rebounds	7
3FG % 1st Half:	1-7	14.3%	2nd half:	5-13	38.5%	Game:	6-20	30.0%		
FT % 1st Half:	6-10	60.0%	2nd half:	12-19	63.2%	Game:	17-29	58.6%		

Officials: Pat Adams, R.B. Clyburn, Robert Felder
Technical fouls: Ole Miss-Buffen, KJ. Vanderbilt-None.
Attendance: 10422

Score by periods	1st	2nd	Total
Ole Miss	35	46	81
Vanderbilt	32	39	71

	In	Off	2nd	Fast	Bench
Points	Paint	T/O	Chance	Break	
OM	28	7	6	2	9
VU	36	13	10	4	13

Last FG - OM 2nd-01:24, VU 2nd-03:46.
Largest lead - OM by 10 2nd-00:31, VU by 6 1st-18:36.
OM led for 15:36, VU led for 17:02. Game was tied for 07:22.
Score tied - 10 times.
Lead changed - 13 times.

GAME 15: OLE MISS 81, #14 MISSISSIPPI STATE 77



Official Basketball Box Score -- Game Totals -- Final Statistics
Ole Miss vs Mississippi State
01/12/19 12:07 PM at Starkville, Miss. (Humphrey Coliseum)



Ole Miss 81 • 13-2 (3-0 SEC)

#	Player		Total			3-Ptr			Rebounds			PF	TP	A	TO	Blk	Stl	Min
			FG-FGA	FG-FGA	FT-FTA	Off	Def	Tot										
00	Hinson,Blake	f	8-16	5-11	5-8	0	5	5	3	26	1	2	1	2	38			
00	Olejniczak, Dominik	c	3-4	0-0	0-0	0	0	1	1	6	1	1	2	0	19			
02	Shuler,Devontae	g	3-7	2-4	2-3	2	4	6	2	10	1	3	0	0	36			
03	Davis,Terence	g	5-10	2-5	0-0	1	4	5	3	12	3	2	0	0	28			
04	Tyree,Brelin	g	5-12	1-6	8-9	0	1	1	1	19	5	0	0	0	35			
01	Naylor,Zach		0-0	0-0	0-0	0	0	0	0	0	0	0	0	0	1			
12	Stevens, Bruce		2-6	2-4	0-0	2	6	8	2	6	1	1	0	0	21			
14	Buffen, KJ		0-0	0-0	0-0	1	0	1	4	0	2	1	0	1	8			
15	Rodriguez, Luis		0-0	0-0	0-0	0	0	0	1	0	1	0	0	0	4			
20	Davis, D.C.		1-3	0-1	0-0	0	0	0	0	2	0	0	0	0	10			
	Team								3	0	3							

FG % 1st Half:	14-30	46.7%	2nd half:	13-28	46.4%	Game:	27-58	46.6%	Deadball Rebounds	2.1
3FG % 1st Half:	5-16	31.3%	2nd half:	7-15	46.7%	Game:	12-31	38.7%		
FT % 1st Half:	6-7	85.7%	2nd half:	9-13	69.2%	Game:	15-20	75.0%		

Mississippi State 77 • 12-3 (0-2 SEC)

#	Player	Total			3-Ptr			Rebounds			PF	TP	A	TO	Blk	Stl	Min
		FG-FGA	FG-FGA	FT-FTA	Off	Def	Tot										
24	Abdul Ado	f	3-6	0-0	0-0	6	5	11	2	6	0	3	2	2	26		
35	Aric Holman	f	2-5	2-4	2-3	0	4	4	2	8	2	1	2	1	29		
00	Nick Weatherspoon	g	5-10	1-2	0-0	0	4	4	4	11	2	1	0	0	35		
02	Lamar Peters	g	6-15	3-9	1-1	0	0	0	2	16	4	4	0	0	23		
11	Q Weatherspoon	g	6-12	0-2	6-8	3	5	8	4	18	3	5	0	2	32		
01	Reggie Perry	g	3-7	0-2	1-2	2	5	7	2	7	0	1	0	2	21		
12	Robert Woodard II	g	3-3	0-0	1-2	0	0	0	0	7	0	0	0	0	9		
23	Tyson Carter	g	2-6	0-2	0-0	0	1	1	1	4	1	0	0	1	25		
	Team					3	0	3									
	Totals		30-64	6-21	11-16	14	24	38	17	77	12	15	4	8	200		

FG % 1st Half:	16-32	50.0%	2nd half:	14-32	43.8%	Game:	30-64	46.9%	Deadball Rebounds	3.1
3FG % 1st Half:	3-11	27.3%	2nd half:	3-10	30.0%	Game:	6-21	28.6%		
FT % 1st Half:	6-8	75.0%	2nd half:	5-8	62.5%	Game:	11-16	68.8%		

Officials: Todd Austin, Jason Baker, Owen Shortt
Technical fouls: Ole Miss-Buffen, KJ; Hinson,Blake; Stevens, Bruce.
Mississippi State-Nick Weatherspoon.
Attendance: 10021

Score by periods	1st	2nd	Total
Ole Miss	39	42	81
Mississippi State	41	36	77

Last FG - OM 2nd-00:50, MS 2nd-01:22.
Largest lead - OM by 8 2nd-07:01, MS by 11 1st-07:37.
OM led for 16:25, MS led for 20:41. Game was tied for 02:54.
Score tied - 5 times.
Lead changed - 9 times.

GAME 14: OLE MISS 82, #10 AUBURN 67



Official Basketball Box Score -- Game Totals -- Final Statistics
Auburn vs Ole Miss
1-9-19 6 p.m. at Oxford, Miss. (The Pavilion at Ole Miss)



Auburn 67 • 11-3, 0-1 SEC

#	Player		Total		3-Ptr		Rebounds					PF	TP	A	TO	Blk	Stl	Min
			FG-FGA	FG-FGA	FT-FTA	Off	Def	Tot										
05	OKEKE, Chuma	f	2-6	1-3	0-3	2	2	4	3	5	3	4	1	0	34			
50	WILEY, Austin	c	0-5	0-1	6-8	3	4	7	4	6	0	1	2	0	22			
01	HARPER, Jared		3-14	2-9	1-2	0	2	2	1	9	5	2	0	0	38			
02	BROWN, Bryce	g	8-24	7-19	0-0	0	0	0	1	23	1	3	0	0	36			
10	DOUGHTY, Samir	g	3-6	3-6	0-0	0	2	2	3	9	2	1	0	2	27			
00	SPENCER, Horace		2-4	0-0	0-0	4	3	7	5	4	0	2	0	0	11			
04	DUNBAR, Malik		4-4	1-1	2-4	2	2	4	1	11	0	1	1	3	13			
12	MCCORMICK, J'Von		0-1	0-0	0-0	0	1	1	0	0	0	1	0	0	6			
24	MCLEMORE, Anfernee		0-3	0-0	0-0	0	5	5	0	0	0	0	2	1	13			
Team						5	0	5	1			1						
Totals			22-67	14-39	9-17	16	21	37	24	67	11	16	6	6	200			

FG % 1st Half:	9-27	33.3%	2nd half:	13-40	32.5%	Game:	22-67	32.8%	Deadball Rebounds	5.1
3FG % 1st Half:	7-16	43.8%	2nd half:	7-23	30.4%	Game:	14-39	35.9%		
FT % 1st Half:	4-6	66.7%	2nd half:	5-11	45.5%	Game:	9-17	52.9%		

Ole Miss 82 • 12-2, 2-0 SEC

#	Player		Total			3-Ptr			Rebounds			PF	TP	A	TO	Blk	Stl	Min
			FG-FGA	FG-FGA	FT-FTA	FG-FGA	FG-FGA	FT-FTA	Off	Def	Tot							
00	Hinson,Blake	f	3-6	1-3	0-0	1	3	4	3	7	4	4	0	3	22			
13	Olejniczak, Dominik	c	1-2	0-0	9-12	0	7	7	2	11	2	2	0	1	29			
03	Shuler,Devontae	g	5-9	2-3	2-2	1	1	0	2	14	0	1	0	2	35			
02	Davis,Terence	g	9-15	4-9	5-6	1	11	12	2	27	2	2	1	1	38			
04	Tyree,Brelin	g	1-10	0-1	3-6	1	4	5	1	5	2	6	0	0	35			
12	Stevens, Bruce		4-4	0-3	0-0	0	2	2	2	2	2	1	1	1	11			
14	Buffen, KJ		4-6	0-0	8-11	3	1	4	3	16	1	1	0	0	23			
20	Davis, D.C.		0-1	0-0	0-0	1	1	2	0	0	0	0	0	0	7			
						5	3	8										
	Totals		24-53	7-19	27-37	13	32	45	15	82	13	17	2	11	200			



#14 KJ BUFFEN

6-7 • 220 • FR • F

Hometown: Gainesville, Ga.
High School: Gainesville

Buffen Facts

- A four-star forward and the No. 7 player in the state of Georgia by ESPN.com
- Averaged 24.6 points per game and 9.6 rebounds per game last year
- Led the Red Elephants to a 25-5 record and a spot in the state championship game as a senior
- Earned first team all-state honors and getting named Region 8-AAAAAA Player of the Year

2018-19 GAME-BY-GAME STATISTICS

Date	Opponent	Min	FG	3-pt	FT	Pts	Rebs	A	TO	B	S
11-10	Western Michigan	23	2-6	0-0	2-3	6	4	3	0	1	1
11-16	Butler	24	3-6	0-1	3-7	9	3	1	1	1	1
11-20	Nicholls	18	3-6	0-0	1-2	7	5	1	2	1	0
11-23	Baylor	23	3-5	0-2	3-3	9	7	2	1	1	0
11-24	Cincinnati	28	0-1	0-0	2-3	2	6	0	2	1	0
11-28	San Diego	30	7-10	1-1	0-0	15	7	1	0	0	1
12-1	ULM	21	1-2	0-0	4-4	6	5	2	2	0	2
12-8	Illinois State	23	1-4	0-0	2-2	4	7	1	3	0	0
12-12	Southeastern Louisiana	17	1-2	0-0	1-4	3	3	0	0	1	0
12-16	Chattanooga	16	0-3	0-0	2-4	2	3	0	5	0	0
12-21	Middle Tennessee	19	1-3	0-1	1-3	3	9	3	3	0	1
12-29	Florida Gulf Coast	16	1-6	0-0	3-4	5	5	1	1	2	1
1-5	Vanderbilt	20	2-4	0-0	1-1	5	7	2	4	2	1
1-9	#10 Auburn	23	4-6	0-0	8-11	16	4	1	1	0	3
1-12	#14 Mississippi State	8	0-0	0-0	0-0	0	1	2	1	0	1
1-15	LSU	19	5-5	0-0	3-5	13	5	1	2	0	3
TOTALS		328	34-69	1-5	36-56	105	81	21	28	10	15

* Indicates start
Home games in bold

CAREER HIGHS

POINTS

16, vs. Auburn (1/9/19)

REBOUNDS

9, vs. Middle Tennessee (12/21/18)

FIELD GOALS

7, vs. San Diego (11/28/18)

FREE THROWS

8, vs. Auburn (1/9/19)

THREE-POINTERS

1, vs. San Diego (11/28/18)

ASSISTS

3, 2x, MR: vs. Middle Tennessee (12/21/18)

STEALS

3, 2x, MR: vs. LSU (1/15/19)

BLOCKS

2, 2x, MR: at Vanderbilt (1/5/19)

CAREER STATISTICS

YEAR	G-GS	MIN/AVG	FG-FGA	PCT	3P-3PA	PCT	FT-FTA	PCT	REB-AVG	A	TO	B	S	PTS/AVG
2018-19	16-0	328/20.5	34-69	.493	1-5	.200	36-56	.643	81-5.1	21	28	10	15	105/6.6
TOTAL	16-0	328/20.5	34-69	.493	1-5	.200	36-56	.643	81-5.1	21	28	10	15	105/6.6



#10 CARLOS CURRY

6-11 • 235 • FR • F

Hometown: Albany, Ga.
High School: Dougherty
Comprehensive

Curry Facts

- Rated as a three-star prospect and the No. 19 player out of the state of Georgia according to 247 Sports Composite rankings
- Averaged over 15 points per game and 10 rebounds per game as a senior, earning all-state honorable mention accolades
- Named to the GHSA Region 1-3A Second Team, while leading his team to the state playoffs
- Registered five blocks per game to become a first team all-area honoree and defensive player of the year

2018-19 GAME-BY-GAME STATISTICS

[illegible]

* Indicates start

Home games in bold

CAREER HIGHS

POINTS	:	THREE-POINTERS
---	:	---
REBOUNDS	:	ASSISTS
---	:	---
FIELD GOALS	:	STEALS
---	:	---
FREE THROWS	:	BLOCKS
---	:	---

CAREER STATISTICS

[illegible]



#20 D.C. DAVIS

5-11 • 185 • SR • G

Hometown: Purvis, Miss.
Last School: Jones County JC

Davis Facts

- Two-time winner of the dunk contest at Square Jam
- Earned All-MACJC second team honors last season at Jones County JC after averaging 15.9 ppg
- Played two seasons under Rebel All-American Rahim Lockhart and was teammates at Jones with current Rebel Bruce Stevens
- Made 63 threes in 27 games, shooting 48 percent from the field as a sophomore at Jones County

2018-19 GAME-BY-GAME STATISTICS

Date	Opponent	Min	FG	3-pt	FT	Pts	Rebs	A	TO	B	S
11-10	Western Michigan	14	4-4	2-2	2-2	12	1	2	0	0	3
11-16	Butler	9	0-1	0-1	2-2	2	0	0	1	0	0
11-20	Nicholls	16	1-2	0-1	6-8	8	2	0	0	0	0
11-23	Baylor	5	0-0	0-0	2-3	2	0	1	0	0	1
11-24	Cincinnati	6	0-1	0-0	0-0	0	0	0	0	0	0
11-28	San Diego	4	0-0	0-0	0-0	0	0	0	1	0	0
12-1	ULM	11	1-1	0-0	0-0	2	1	1	0	0	0
12-8	Illinois State	3	0-0	0-0	0-0	0	1	1	0	0	0
12-12	Southeastern Louisiana	11	1-4	0-1	0-0	2	2	1	0	0	0
12-16	Chattanooga	21	2-3	1-2	1-2	6	3	1	2	0	2
12-21	Middle Tennessee	16	0-1	0-1	0-0	0	2	1	0	0	0
12-29	Florida Gulf Coast	19	2-4	2-3	0-2	6	5	2	2	0	1
1-5	Vanderbilt	10	0-1	0-1	0-0	0	2	0	0	0	0
1-9	#10 Auburn	7	0-1	0-0	0-0	0	2	0	0	0	0
1-12	#14 Mississippi State	10	1-3	0-1	0-0	2	0	0	0	0	0
1-15	LSU	8	0-1	0-0	0-0	0	1	1	0	0	0
TOTALS		170	12-27	5-13	13-19	42	22	11	6	0	7

* Indicates start
Home games in bold

CAREER HIGHS

POINTS 12, vs. Western Michigan (11/10/18)	THREE-POINTERS 2, 2x, MR: vs. FGCU (12/29/18)
REBOUNDS 5, vs. FGCU (12/29/18)	ASSISTS 2, 2x, MR: vs. FGCU (12/29/18)
FIELD GOALS 4, vs. Western Michigan (11/10/18)	STEALS 3, vs. Western Michigan (11/10/18)
FREE THROWS 6, vs. Nicholls (11/20/18)	BLOCKS ----

CAREER STATISTICS

YEAR	G-GS	MIN/AVG	FG-FGA	PCT	3P-3PA	PCT	FT-FTA	PCT	REB-AVG	A	TO	B	S	PTS/AVG
2017-18	5-1	16/3.2	1-2	.500	1-2	.500	2-4	.500	1-0.2	1	2	0	1	5/1.0
2018-19	16-0	170/10.6	12-27	.444	5-13	.385	13-19	.684	22-1.4	11	6	0	7	42/2.6
TOTAL	21-1	186/8.9	13-29	.448	6-15	.400	15-23	.652	23-1.1	12	8	0	8	47/2.2



#3 TERENCE DAVIS

6-4 • 205 • SR • G

Hometown: Southaven, Miss.
High School: Southaven

Davis Facts

- Nickname is “TD” and he was an all-state wide receiver in high school (over 20 Division I scholarship offers)
- 20 career 20-point games and four career 30-point games
- 8 career double-doubles (leads team)
- Second team Preseason All-SEC (coaches)
- Went from averaging 1.8 ppg as a freshman to 14.9 ppg as a sophomore, the biggest increase in the SEC

2018-19 GAME-BY-GAME STATISTICS

Date	Opponent	Min	FG	3-pt	FT	Pts	Rebs	A	TO	B	S
11-10	Western Michigan*	28	7-12	1-2	2-3	17	2	2	3	1	3
11-16	Butler*	37	10-16	6-9	4-5	30	4	5	4	2	0
11-20	Nicholls*	32	4-12	3-6	3-4	14	8	3	3	4	1
11-23	Baylor*	24	2-11	0-3	3-4	7	4	2	2	1	1
11-24	Cincinnati*	31	0-6	0-5	0-0	0	4	2	3	1	0
11-28	San Diego*	33	8-14	1-4	3-4	20	4	9	4	2	1
12-1	ULM*	25	7-16	1-6	0-0	15	8	3	3	0	1
12-8	Illinois State*	35	8-13	2-4	2-3	20	4	4	5	0	2
12-12	Southeastern Louisiana*	27	6-11	1-1	2-2	15	6	4	4	0	2
12-16	Chattanooga*	31	9-11	2-2	0-0	20	5	7	1	0	2
12-21	Middle Tennessee*	28	2-7	1-3	3-5	8	7	4	4	1	2
12-29	Florida Gulf Coast*	26	8-14	3-6	1-1	20	6	2	1	1	2
1-5	Vanderbilt*	21	4-8	2-4	1-2	11	5	1	2	0	1
1-9	#10 Auburn*	38	9-15	4-9	5-6	27	12	2	2	1	1
1-12	#14 Mississippi State*	28	5-10	2-5	0-0	12	5	3	2	0	0
1-15	LSU*	35	8-20	4-9	1-2	21	10	3	3	0	2
TOTALS		479	97-196	33-78	30-41	257	94	56	46	14	21

* Indicates start
Home games in bold

CAREER HIGHS

POINTS 33, vs. LSU (2/14/17)	THREE-POINTERS 6, 3x, MR: at Butler (11/16/18)
REBOUNDS 13, vs. Arkansas (2/13/18)	ASSISTS 9, vs. San Diego (11/28/18)
FIELD GOALS 13, vs. LSU (2/14/17)	STEALS 4, at Missouri (2/20/18)
FREE THROWS 8, at Vanderbilt (2/4/17)	BLOCKS 4, vs. Nicholls (11/20/18)

CAREER STATISTICS

YEAR	G-GS	MIN/AVG	FG-FGA	PCT	3P-3PA	PCT	FT-FTA	PCT	REB-AVG	A	TO	B	S	PTS/AVG
2015-16	20-0	131/6.6	13-30	.433	3-11	.273	7-19	.368	18-0.9	6	5	2	7	36/1.8
2016-17	36-27	911/25.3	200-415	.482	49-147	.333	86-119	.723	190-5.3	63	74	18	50	535/14.9
2017-18	32-24	874/27.3	157-386	.407	59-186	.317	67-93	.720	198-6.2	66	72	28	29	440/13.5
2018-19	16-16	479/29.9	97-196	.495	33-78	.423	30-41	.732	94-5.9	56	46	14	21	257/16.1
TOTAL	104-67	2395/23.0	467-1027	.455	144-422	.341	190-272	.699	500-4.8	191	197	62	107	1268/12.2



#5 BRIAN HALUMS

6-5 • 188 • JR • G

Hometown: Hollandale, Miss.
Last School: Itawamba CC

Halums Facts

- Has the highest vertical on the team (41”)
- Spent two years at Itawamba Community College, earning all-state and all-league accolades during both seasons
- Earned NJCAA All-America Second Team honors after finishing 37th in the country in scoring (19.6 ppg); recorded a career-high 41 points against Southern-Shreveport
- Two-time all-state honoree at Simmons High School

2018-19 GAME-BY-GAME STATISTICS

Date	Opponent	Min	FG	3-pt	FT	Pts	Rebs	A	TO	B	S
11-10	Western Michigan	4	2-4	0-0	2-2	6	2	0	0	0	0
11-16	Butler	DNP									
11-20	Nicholls	1	0-1	0-0	0-0	0	0	0	0	0	0
11-23	Baylor	DNP									
11-24	Cincinnati	7	0-3	0-0	0-0	0	1	0	0	0	0
11-28	San Diego	DNP									
12-1	ULM	7	0-2	0-1	1-2	1	1	2	0	0	0
12-8	Illinois State	DNP									
12-12	Southeastern Louisiana	1	0-0	0-0	1-2	1	0	0	0	0	0
12-16	Chattanooga	1	0-0	0-0	2-2	2	0	0	0	0	0
12-21	Middle Tennessee	DNP									
12-29	Florida Gulf Coast	3	0-2	0-1	0-0	0	0	0	0	0	0
1-5	Vanderbilt	DNP									
1-9	#10 Auburn	DNP									
1-12	#14 Mississippi State	DNP									
1-15	LSU	DNP									
TOTALS		24	2-12	0-2	6-8	10	4	2	0	0	0

* Indicates start
Home games in bold

CAREER HIGHS

POINTS 6, vs. Western Michigan (11/10/18)	THREE-POINTERS ---
REBOUNDS 2, vs. Western Michigan (11/10/18)	ASSISTS 2, vs. ULM (12/1/18)
FIELD GOALS 2, vs. Western Michigan (11/10/18)	STEALS ---
FREE THROWS 2, 2x, MR: vs. Chattanooga (12/16/18)	BLOCKS ---

CAREER STATISTICS

YEAR	G-GS	MIN/AVG	FG-FGA	PCT	3P-3PA	PCT	FT-FTA	PCT	REB-AVG	A	TO	B	S	PTS/AVG
2018-19	7-0	24/3.4	2-12	.167	0-2	.000	6-8	.750	4-0.6	2	0	0	0	10/1.4
TOTAL	7-0	24/3.4	2-12	.167	0-2	.000	6-8	.750	4-0.6	2	0	0	0	10/1.4



#0 BLAKE HINSON

6-7 • 229 • FR • G/F

Hometown: Deltona, Fla.
High School: Sunrise Christian Academy (Kan.)

Hinson Facts

- Rated the No. 102 player in the country and a four-star prospect by Rivals.com
- Named the No. 1 player in the state of Kansas by 247Sports
- Spent the past season at basketball powerhouse Sunrise Christian Academy
- Averaged 15 points, six rebounds, and two steals per game to lead Sunrise Christian to a championship at the Saint James Invitational, the Quincy Shootout and the Lighthouse Classic

2018-19 GAME-BY-GAME STATISTICS

Date	Opponent	Min	FG	3-pt	FT	Pts	Rebs	A	TO	B	S
11-10	Western Michigan*	21	2-6	2-5	0-0	6	2	0	0	0	1
11-16	Butler*	29	2-7	1-3	1-2	6	5	2	2	0	0
11-20	Nicholls*	27	2-3	2-3	2-3	8	5	3	1	0	0
11-23	Baylor*	29	3-10	1-6	2-2	9	3	1	1	1	1
11-24	Cincinnati*	14	1-5	1-5	0-0	3	1	0	1	1	0
11-28	San Diego*	28	4-7	2-4	5-6	15	3	1	1	1	2
12-1	ULM*	22	6-8	4-5	1-1	17	3	4	1	0	0
12-8	Illinois State*	28	2-3	1-2	0-0	5	3	1	1	1	0
12-12	Southeastern Louisiana*	26	4-9	1-3	0-1	9	4	3	0	0	1
12-16	Chattanooga*	25	2-4	0-1	1-2	5	2	1	2	1	0
12-21	Middle Tennessee*	25	3-8	0-2	2-2	8	2	0	0	0	0
12-29	Florida Gulf Coast*	23	3-6	1-3	4-5	11	1	3	1	0	0
1-5	Vanderbilt*	28	3-6	1-2	4-4	11	3	1	1	0	1
1-9	#10 Auburn*	22	3-6	1-3	0-0	7	4	4	4	0	3
1-12	#14 Mississippi State*	38	8-16	5-11	5-8	26	5	1	2	1	2
1-15	LSU*	29	2-8	1-5	0-2	5	1	1	1	0	1
TOTALS		414	50-112	24-63	27-38	151	47	26	19	6	12

* Indicates start
Home games in bold

CAREER HIGHS

POINTS	THREE-POINTERS
26, at Mississippi State (1/12/19)	5, at Mississippi State (1/12/19)
REBOUNDS	ASSISTS
5, 3x, MR: at Mississippi State (1/12/19)	4, 2x, MR: vs. Auburn (1/9/19)
FIELD GOALS	STEALS
8, at Mississippi State (1/12/19)	3, vs. Auburn (1/9/19)
FREE THROWS	BLOCKS
5, 2x, MR: at Mississippi State (1/12/19)	1, 6x, MR: at Mississippi State (1/12/19)

CAREER STATISTICS

YEAR	G-GS	MIN/AVG	FG-FGA	PCT	3P-3PA	PCT	FT-FTA	PCT	REB-AVG	A	TO	B	S	PTS/AVG
2018-19	16-16	414/25.9	50-112	.446	24-63	.381	27-38	.711	47-2.9	26	19	6	12	151/9.4
TOTAL	16-16	414/25.9	50-112	.446	24-63	.381	27-38	.711	47-2.9	26	19	6	12	151/9.4



6-5 • 216 • FR • G

Hometown: Memphis Tenn.
High School: Memphis
University School

McBride Facts

- Chose Ole Miss because of its academic reputation, primarily with the accounting school
- Tabbed first team all-state (Division II-AA) by the Tennessee Sports Writers Association after averaging 18.6 points per game, 7.9 rebounds per game and 3.0 assists per game as a senior
- Named Division II-AA Co-MVP
- Involved in many extracurricular activities throughout high school, including National Honor Society, Sociedad Honoraria Hispanica, Societas Caritatis (Society of Charity)

2018-19 GAME-BY-GAME STATISTICS

[illegible]

* Indicates start
Home games in bold

CAREER HIGHS

POINTS	:	THREE-POINTERS
---	:	---
REBOUNDS	:	ASSISTS
---	:	---
FIELD GOALS	:	STEALS
---	:	---
FREE THROWS	:	BLOCKS
---	:	---

CAREER STATISTICS

[illegible]



6-2 • 202 • FR • G

Miller Facts

- Averaged 25.8 points per game, 6.0 rebounds per game, 5.2 assists per game and 3.3 steals per game last season
- Broke the 40-point threshold twice throughout the year with a high of 42
- Earned first team All-Canada NPA honors, first team All-CISAA accolades and Universal Hoops First Team All-Canada recognition
- Prior to moving to Canada, was a standout in his native country of The Bahamas, leading Tabernacle Baptist Academy to a runner-up finish in the Bahamas National High Schools Basketball Championships and a Grand Bahama Secondary Schools Sports Association (GBSSSA) title, averaging 22.0 ppg

2018-19 GAME-BY-GAME STATISTICS

[illegible]

* Indicates start

Home games in bold

CAREER HIGHS

POINTS	THREE-POINTERS
---	---
REBOUNDS	ASSISTS
---	---
FIELD GOALS	STEALS
---	---
FREE THROWS	BLOCKS
---	---

CAREER STATISTICS

[illegible]



#30 ANTONIO MORGANO

5-10 • 173 • SO • G

Hometown: Morgantown, W. Va.
High School: Morgantown

Morgano Facts

- Is an expert at playing the piano
- Redshirted the 2016-17 season
- Named honorable mention all-state as a high school senior
- Led Morgantown to a 27-0 record and Class AAA State Championship, the first state title in the school's 103-year history

2018-19 GAME-BY-GAME STATISTICS

Date	Opponent	Min	FG	3-pt	FT	Pts	Rebs	A	TO	B	S
11-10	Western Michigan	2	0-1	0-1	0-0	0	1	0	0	0	0
11-16	Butler	DNP									
11-20	Nicholls	0+	0-0	0-0	0-0	0-0	0	0	0	0	0
11-23	Baylor	DNP									
11-24	Cincinnati	DNP									
11-28	San Diego	DNP									
12-1	ULM	1	0-0	0-0	0-0	0	0	0	0	0	0
12-8	Illinois State	DNP									
12-12	Southeastern Louisiana	DNP									
12-16	Chattanooga	1	0-0	0-0	0-0	0	0	0	0	0	0
12-21	Middle Tennessee	0+	0-0	0-0	0-0	0	0	0	0	0	0
12-29	Florida Gulf Coast	1	1-1	0-0	0-0	2	0	0	0	0	0
1-5	Vanderbilt	DNP									
1-9	#10 Auburn	DNP									
1-12	#14 Mississippi State	DNP									
1-15	LSU	DNP									
TOTALS		5	1-2	0-1	0-0	2	1	0	0	0	0

* Indicates start
Home games in bold

CAREER HIGHS

POINTS 2, vs. FGCU (12/29/18)	THREE-POINTERS ---
REBOUNDS 1, vs. Western Michigan (11/10/18)	ASSISTS ---
FIELD GOALS 1, vs. FGCU (12/29/18)	STEALS ---
FREE THROWS ---	BLOCKS ---

CAREER STATISTICS

YEAR	G-GS	MIN/AVG	FG-FGA	PCT	3P-3PA	PCT	FT-FTA	PCT	REB-AVG	A	TO	B	S	PTS/AVG
2017-18	1-0	1/1.0	0-0	.000	0-0	.000	0-0	.000	0-0	0	1	0	0	0/0.0
2018-19	6-0	5/0.8	0-1	.000	0-1	.000	0-0	.000	1-0.2	0	0	0	0	2/0.3
TOTAL	7-0	6/0.9	1-2	.500	0-1	.000	0-0	.000	1-0.1	0	1	0	0	2/0.3



#1 ZACH NAYLOR

6-8 • 220 • JR • F

Hometown: Houston, Texas
Last School: Weatherford

Naylor Facts

- Two-time all-region at Weatherford, leading the team in scoring (18.2 ppg) as a sophomore
- Scored at least 20 points in nine different games, including a career-high 39-point outburst
- As a freshman, led the North Texas Junior College Athletic Conference in scoring by averaging 20.0 points per game (25th nationally) to earn freshman of the year honors
- Earned three letters at William B. Travis High School in Richmond, Texas, collecting district MVP and all-region honors

2018-19 GAME-BY-GAME STATISTICS

Date	Opponent	Min	FG	3-pt	FT	Pts	Rebs	A	TO	B	S
11-10	Western Michigan	8	0-0	0-0	0-0	0	1	0	1	0	0
11-16	Butler	DNP									
11-20	Nicholls	2	0-0	0-0	0-0	0	2	0	0	0	0
11-23	Baylor	3	0-0	0-0	0-0	0	0	1	0	0	0
11-24	Cincinnati	5	0-0	0-0	0-0	0	0	0	0	0	0
11-28	San Diego	4	0-1	0-1	0-0	0	1	0	0	0	0
12-1	ULM	4	0-0	0-0	0-0	0	0	0	0	0	0
12-8	Illinois State	DNP									
12-12	Southeastern Louisiana	8	0-0	0-0	0-0	0	1	0	1	0	0
12-16	Chattanooga	1	0-1	0-0	2-2	2	1	0	0	0	1
12-21	Middle Tennessee	3	0-1	0-1	0-0	0	1	0	0	0	0
12-29	Florida Gulf Coast	11	2-3	1-2	0-0	5	3	1	1	0	1
1-5	Vanderbilt	8	0-0	0-0	0-0	0	1	2	0	1	0
1-9	#10 Auburn	DNP									
1-12	#14 Mississippi State	1	0-0	0-0	0-0	0	0	0	0	0	0
1-15	LSU	DNP									
TOTALS		58	2-6	1-4	2-2	7	11	4	3	1	2

* Indicates start
Home games in bold

CAREER HIGHS

POINTS 5, vs. FGCU (12/29/18)	THREE-POINTERS 1, vs. FGCU (12/29/18)
REBOUNDS 3, vs. FGCU (12/29/18)	ASSISTS 2, at Vanderbilt (1/5/19)
FIELD GOALS 2, vs. FGCU (12/29/18)	STEALS 1, 2x, MR: vs. FGCU (12/29/18)
FREE THROWS 2, vs. Chattanooga (12/16/18)	BLOCKS 1, at Vanderbilt (1/5/19)

CAREER STATISTICS

YEAR	G-GS	MIN/AVG	FG-FGA	PCT	3P-3PA	PCT	FT-FTA	PCT	REB-AVG	A	TO	B	S	PTS/AVG
2018-19	12-0	58/4.8	2-6	.333	1-4	.250	2-2	1.000	11-0.9	4	3	1	2	7/0.6
TOTAL	12-0	58/4.8	2-6	.333	1-4	.250	2-2	1.000	11-0.9	4	3	1	2	7/0.6



#13 DOMINIK OLEJNICZAK

7-0 • 260 • JR • C

Hometown: Torun, Poland
Last School: Drake

Olejniczak Facts

- Joined former Rebel Tomasz Gielo and played in two FIBA World Cup qualifying games for Polish national team over the summer
- Not related to Dominic Olejniczak, president of the Green Bay Packers from 1958-82.
- Transferred from Drake where he averaged 6.5 points and 4.1 re-bounds as a freshman (2015-16)
- Chose Ole Miss over Arizona, Cali-fornia and Colorado

2018-19 GAME-BY-GAME STATISTICS

Date	Opponent	Min	FG	3-pt	FT	Pts	Rebs	A	TO	B	S
11-10	Western Michigan*	19	3-4	0-0	2-2	8	3	1	2	2	1
11-16	Butler*	19	1-4	0-0	0-0	2	2	0	3	0	0
11-20	Nicholls	14	3-3	0-0	0-0	6	2	0	1	1	0
11-23	Baylor	7	0-0	0-0	0-0	0	3	0	1	1	0
11-24	Cincinnati	14	2-4	0-0	2-2	6	2	0	0	1	1
11-28	San Diego	14	2-3	0-0	0-0	4	4	0	0	0	0
12-1	ULM*	21	4-4	0-0	0-0	8	3	2	1	2	1
12-8	Illinois State	25	4-6	0-0	1-1	9	7	1	3	1	0
12-12	Southeastern Louisiana	17	4-5	0-0	1-1	9	1	1	0	0	1
12-16	Chattanooga*	26	2-3	0-0	3-5	7	2	1	1	2	3
12-21	Middle Tennessee*	12	5-6	0-0	0-0	10	3	0	3	0	0
12-29	Florida Gulf Coast*	16	1-2	0-0	0-0	2	5	0	0	1	0
1-5	Vanderbilt*	25	4-6	0-0	0-1	8	3	0	0	2	1
1-9	#10 Auburn*	29	1-2	0-0	9-12	11	7	2	2	0	1
1-12	#14 Mississippi State*	19	3-4	0-0	0-0	6	1	1	1	2	0
1-15	LSU*	19	3-7	0-0	1-2	7	5	0	1	1	1
TOTALS		296	42-63	0-0	19-26	103	53	9	19	16	10

* Indicates start
Home games in bold

CAREER HIGHS

POINTS	THREE-POINTERS
16, at Texas (1/27/18)	--
REBOUNDS	ASSISTS
10, at Auburn (1/9/18)	2, 4x MR: vs. Auburn (1/9/19)
FIELD GOALS	STEALS
7, at Texas (1/27/18)	3, 2x, MR: vs. Chattanooga (12/16/18)
FREE THROWS	BLOCKS
9, vs. Auburn (1/9/19)	3, 2x, MR: at Kentucky (2/28/18)

CAREER STATISTICS

YEAR	G-GS	MIN/AVG	FG-FGA	PCT	3P-3PA	PCT	FT-FTA	PCT	REB-AVG	A	TO	B	S	PTS/AVG
2017-18	32-11	450/14.1	60-113	.531	0-0	.000	18-28	.643	83-2.6	13	29	20	14	138/4.3
2018-19	16-10	296/18.5	42-63	.667	0-0	.000	19-26	.731	53/3.3	9	19	16	10	103/6.4
TOTAL	48-21	746/15.5	102-176	.580	0-0	.000	37-54	.685	136-2.8	22	48	36	24	241/5.0



#15 LUIS RODRIGUEZ

6-6 • 202 • FR • G/F

Hometown: Los Angeles, Calif.
High School: Woodstock Academy (Conn.)

Rodriguez Facts

- Rated a four-star small forward and the No. 1 player out of the state of Connecticut (No. 143 nationally) by 247Sports
- Spent the past season at Woodstock Academy in Connecticut, averaging 14 points per game, seven rebounds per game and three assists per game
- Earned first team all-conference honors, while leading the team to a 35-5 record, Power 5 Conference title and the No. 3 national ranking
- Averaged a double-double in his final season at Westchester High School (19.0 ppg, 10.0 rpg) in Los Angeles

2018-19 GAME-BY-GAME STATISTICS

Date	Opponent	Min	FG	3-pt	FT	Pts	Rebs	A	TO	B	S
11-10	Western Michigan	8	1-2	0-0	0-0	2	0	2	0	0	0
11-16	Butler	1	0-0	0-0	0-0	0	0	0	0	0	0
11-20	Nicholls	2	0-1	0-0	0-0	0	1	2	0	0	0
11-23	Baylor	5	0-1	0-0	2-2	2	2	0	1	0	0
11-24	Cincinnati	6	0-0	0-0	0-0	0	0	0	1	0	0
11-28	San Diego	4	0-1	0-0	0-0	0	1	0	0	1	0
12-1	ULM	11	1-2	0-0	0-0	2	4	1	0	1	2
12-8	Illinois State	1	1-1	0-0	0-0	2	1	0	0	0	0
12-12	Southeastern Louisiana	4	1-1	0-0	0-0	2	1	1	1	0	0
12-16	Chattanooga	9	1-2	0-1	0-0	2	2	3	0	0	1
12-21	Middle Tennessee	9	1-2	0-0	0-0	2	3	0	0	2	1
12-29	Florida Gulf Coast	8	0-1	0-0	0-0	0	0	1	0	0	0
1-5	Vanderbilt	DNP									
1-9	#10 Auburn	DNP									
1-12	#14 Mississippi State	4	0-0	0-0	0-0	0	0	1	0	0	0
1-15	LSU	3	0-0	0-0	0-0	0	0	0	0	1	0
TOTALS		75	6-14	0-1	2-2	14	15	11	3	5	4

* Indicates start
Home games in bold

CAREER HIGHS

POINTS 2, 7x, MR: vs. Middle Tennessee (12/21/18)	THREE-POINTERS ---
REBOUNDS 4, vs. ULM (12/1/18)	ASSISTS 3, vs. Chattanooga (12/16/18)
FIELD GOALS 1, 6x, MR: vs. Middle Tennessee (12/21/18)	STEALS 2, vs. ULM (12/1/18)
FREE THROWS 2, vs. Baylor (11/23/18)	BLOCKS 2, vs. Middle Tennessee (12/21/18)

CAREER STATISTICS

YEAR	G-GS	MIN/AVG	FG-FGA	PCT	3P-3PA	PCT	FT-FTA	PCT	REB-AVG	A	TO	B	S	PTS/AVG
2018-19	14-0	75/5.4	6-14	.429	0-1	.000	2-2	1.000	15/1.1	11	3	5	4	14/1.0
TOTAL	14-0	75/5.4	6-14	.429	0-1	.000	2-2	1.000	15/1.1	11	3	5	4	14/1.0



#2 DEVONTAE SHULER

6-2 • 192 • SO • G

Hometown: Irmo, S.C.
High School: Oak Hill Academy

Shuler Facts

- His 14 points in the opener last season were the most by a Rebel in a debut since Trevor Gaskins in 2007.
- 4-star guard rated the No. 100 player in the nation by 247Sports and Scout.com out of high school
- Helped lead perennial powerhouse Oak Hill Academy to a national championship as a junior
- Chose Ole Miss over Miami (Fla.), Oklahoma State, South Carolina and USC

2018-19 GAME-BY-GAME STATISTICS

Date	Opponent	Min	FG	3-pt	FT	Pts	Rebs	A	TO	B	S
11-10	Western Michigan*	29	5-6	3-4	0-0	13	1	0	0	0	2
11-16	Butler*	37	1-6	1-4	1-2	4	8	5	1	0	3
11-20	Nicholls*	34	3-6	1-2	2-2	9	7	6	3	0	3
11-23	Baylor*	38	1-5	0-2	2-3	4	4	3	3	0	2
11-24	Cincinnati*	33	9-14	2-5	4-4	24	6	0	1	1	1
11-28	San Diego*	37	4-8	1-2	4-5	13	3	4	4	0	0
12-1	ULM*	29	1-5	1-4	0-0	3	3	6	1	0	0
12-8	Illinois State*	31	3-6	0-2	2-2	8	5	2	3	0	4
12-12	Southeastern Louisiana*	32	7-10	3-4	2-2	19	2	3	1	1	1
12-16	Chattanooga*	31	3-6	2-4	1-1	9	4	3	2	1	1
12-21	Middle Tennessee*	30	3-8	1-2	0-0	7	4	2	1	1	2
12-29	Florida Gulf Coast*	26	4-8	1-4	2-3	11	2	5	0	0	1
1-5	Vanderbilt*	37	2-10	0-4	7-8	11	7	6	2	0	2
1-9	#10 Auburn*	35	5-9	2-3	2-2	14	1	0	1	0	2
1-12	#14 Mississippi State*	36	3-7	2-4	2-3	10	6	1	3	0	0
1-15	LSU	31	1-6	1-4	3-4	6	2	6	1	0	1
TOTALS		526	55-120	21-54	34-41	165	65	52	27	4	25

* Indicates start

Home games in bold

CAREER HIGHS

POINTS 24, vs. Cincinnati (11/24/18)	THREE-POINTERS 4 vs. Louisiana (11/10/17)
REBOUNDS 8, 3x, MR: at Butler (11/16/18)	ASSISTS 6, 2x, MR: vs. ULM (12/1/18)
FIELD GOALS 9, vs. Cincinnati (11/24/18)	STEALS 4, 3x, MR: at Illinois State (12/8/18)
FREE THROWS 7, at Vanderbilt (1/5/19)	BLOCKS 1, 7x, MR: vs. Middle Tennessee (12/21/18)

CAREER STATISTICS

YEAR	G-GS	MIN/AVG	FG-FGA	PCT	3P-3PA	PCT	FT-FTA	PCT	REB-AVG	A	TO	B	S	PTS/AVG
2017-18	32-9	603/18.8	74-210	.352	30-116	.259	15-20	.750	87-2.7	34	25	3	32	193/6.0
2018-19	16-16	526/32.9	55-120	.458	21-54	.389	34-41	.829	65-4.1	52	27	4	25	165/10.3
TOTAL	48-25	1129/23.5	129-330	.391	51-170	.300	49-61	.803	152-3.2	86	52	7	57	358/7.5



#12 BRUCE STEVENS

6-8 • 252 • SR • F

Hometown: Louin, Miss.
Last School: Jones County JC

Stevens Facts

- Scored 27 points versus Illinois State, one of three 20-point games last season.
- No. 6 junior college player according to JUCORecruiting.com
- Earned NJCAA first team All-America honors as a sophomore, averaging 16.2 points and 11.6 rebounds per game
- His hometown of Louin, Mississippi has one stoplight and a population of 269.

2018-19 GAME-BY-GAME STATISTICS

Date	Opponent	Min	FG	3-pt	FT	Pts	Rebs	A	TO	B	S
11-10	Western Michigan	18	2-5	2-3	0-0	6	5	1	3	0	2
11-16	Butler	10	3-5	0-2	0-0	6	1	0	0	0	0
11-20	Nicholls*	18	6-10	0-2	1-2	13	4	0	1	0	0
11-23	Baylor*	33	7-13	1-2	2-2	17	8	1	4	0	1
11-24	Cincinnati*	24	3-6	0-1	2-2	8	3	0	1	0	1
11-28	San Diego*	18	2-3	0-1	0-0	4	3	2	0	0	1
12-1	ULM	18	4-8	1-4	0-0	9	7	1	1	0	0
12-8	Illinois State*	15	5-7	1-1	0-0	11	4	0	0	0	1
12-12	Southeastern Louisiana*	23	3-6	0-1	0-0	6	7	0	1	0	0
12-16	Chattanooga	15	6-7	1-2	2-2	15	1	1	0	2	0
12-21	Middle Tennessee	26	4-9	2-6	2-4	12	4	2	1	0	1
12-29	Florida Gulf Coast	22	4-5	1-2	2-2	11	4	1	0	0	1
1-5	Vanderbilt	15	2-6	0-2	0-0	4	3	0	1	0	0
1-9	#10 Auburn	11	1-4	0-3	0-0	2	2	2	1	1	1
1-12	#14 Mississippi State	21	2-6	2-4	0-0	6	8	1	1	0	0
1-15	LSU	20	2-6	0-3	1-2	5	6	1	2	1	0
TOTALS		307	56-106	11-39	12-16	135	70	13	17	4	9

* Indicates start
Home games in bold

CAREER HIGHS

POINTS 27, vs. Illinois State (12/16/17)	THREE-POINTERS 3, vs. South Carolina (3/7/18)
REBOUNDS 13, 2x, MR: vs. South Carolina (3/7/18)	ASSISTS 3, 4x, MR: at Arkansas (1/20/18)
FIELD GOALS 9, at Texas A&M (1/16/18)	STEALS 3, at Missouri (2/20/18)
FREE THROWS 13, vs. Illinois State (12/16/17)	BLOCKS 2, 4x, MR: vs. Chattanooga (12/16/18)

CAREER STATISTICS

YEAR	G-GS	MIN/AVG	FG-FGA	PCT	3P-3PA	PCT	FT-FTA	PCT	REB-AVG	A	TO	B	S	PTS/AVG
2017-18	32-19	715/22.3	121-235	.515	14-51	.275	89-117	.761	171-5.3	38	35	16	16	345/10.8
2018-19	16-6	307/19.2	56-106	.528	11-39	.282	12-16	.750	70-4.4	13	17	4	9	135/8.4
TOTAL	48-25	1022/21.3	177-341	.519	25-90	.278	101-133	.759	241-5.0	51	52	20	25	480/10.0



#4 BREEIN TYREE

6-2 • 195 • JR • G

Hometown: Somerset, N.J.
High School: St. Joseph's

Tyree Facts

- Serves as Chair of the SEC Men's Basketball Leadership Council
- 11 career 20-point games, including one 30-point game
- In each of his last two seasons, his scoring production increased in SEC play.
- Tore his ACL heading into his freshman season, but bounced back to start the final 20 games of the 2016-17 campaign
- Cousin is David Tyree, Super Bowl champion and former wide receiver of the New York Giants, and he also was high school teammates with Karl Anthony-Towns.

2018-19 GAME-BY-GAME STATISTICS

Date	Opponent	Min	FG	3-pt	FT	Pts	Rebs	A	TO	B	S
11-10	Western Michigan*	26	5-11	0-5	4-6	14	4	3	2	1	2
11-16	Butler*	35	6-11	3-6	2-3	17	4	1	3	0	0
11-20	Nicholls*	36	4-10	0-3	2-2	10	4	6	4	0	0
11-23	Baylor*	33	6-11	3-5	13-17	28	2	3	0	0	2
11-24	Cincinnati*	32	4-11	0-5	6-6	14	1	1	2	1	0
11-28	San Diego*	28	6-7	2-3	8-8	22	6	3	4	0	2
12-1	ULM*	30	8-15	4-9	0-1	20	3	3	2	0	1
12-8	Illinois State*	39	6-17	3-10	7-7	22	7	6	1	0	0
12-12	Southeastern Louisiana*	34	1-5	1-3	0-0	3	3	3	1	1	0
12-16	Chattanooga*	23	7-12	3-4	3-5	20	3	3	1	0	1
12-21	Middle Tennessee*	32	10-13	4-6	0-0	24	2	1	4	0	2
12-29	Florida Gulf Coast*	29	5-8	3-4	1-1	14	3	6	4	1	4
1-5	Vanderbilt*	36	11-16	3-5	6-6	31	4	3	2	1	0
1-9	#10 Auburn*	35	1-10	0-1	3-6	5	5	2	6	0	0
1-12	#14 Mississippi State*	35	5-12	1-6	8-9	19	1	5	0	0	0
1-15	LSU*	36	5-11	2-7	0-0	12	2	1	6	0	0
TOTALS		519	90-180	32-82	63-77	275	54	50	36	5	14

* Indicates start

Home games in bold

CAREER HIGHS

POINTS

31, at Vanderbilt (1/5/19)

REBOUNDS

8, vs. Virginia Tech (12/2/17)

FIELD GOALS

11, at Vanderbilt (1/5/19)

FREE THROWS

13, vs. Baylor (11/23/18)

THREE-POINTERS

4, 3x, MR: vs. Middle Tennessee (12/21/18)

ASSISTS

7, at Kentucky (2/28/18)

STEALS

4, vs. FGCU (12/29/18)

BLOCKS

1, 14x, MR: at Vanderbilt (1/5/19)

CAREER STATISTICS

YEAR	G-GS	MIN/AVG	FG-FGA	PCT	3P-3PA	PCT	FT-FTA	PCT	REB-AVG	A	TO	B	S	PTS/AVG
2016-17	34-23	651/19.1	85-228	.373	27-87	.310	52-74	.703	64-1.9	65	71	0	22	249/7.3
2017-18	32-23	807/25.2	122-310	.394	47-132	.356	56-80	.700	70-2.2	90	58	9	22	347/10.8
2018-19	16-16	519/32.4	90-180	.500	32-82	.390	63-77	.818	54-3.4	50	42	5	14	275/17.2
TOTAL	82-62	1977/24.1	297-718	.414	106-301	.352	171-231	.740	188-2.3	205	171	14	58	871/10.6



2018-19 Ole Miss Basketball
Ole Miss Combined Team Statistics (as of Jan 15, 2019)
All games



RECORD:	OVERALL	HOME	AWAY	NEUTRAL
ALL GAMES	13-3	7-1	3-1	3-1
CONFERENCE	3-1	1-1	2-0	0-0
NON-CONFERENCE	10-2	6-0	1-1	3-1

#	Player	gp-gs	min	avg	Total		3-Point		F-Throw		Rebounds								pts	avg		
					fg-fga	fg%	3fg-fga	3fg%	ft-fa	ft%	off	def	tot	avg	pf	dq	a	to			blk	stl
04	Tyree,Breein	16-16	519	32.4	90-180	.500	32-82	.390	63-77	.818	6	48	54	3.4	31	1	50	42	5	14	275	17.2
03	Davis,Terence	16-16	479	29.9	97-196	.495	33-78	.423	30-41	.732	19	75	94	5.9	45	1	56	46	14	21	257	16.1
02	Shuler,Devontae	16-16	526	32.9	55-120	.458	21-54	.389	34-41	.829	15	50	65	4.1	24	0	52	27	4	25	165	10.3
00	Hinson,Blake	16-16	414	25.9	50-112	.446	24-63	.381	27-38	.711	11	36	47	2.9	43	0	26	19	6	12	151	9.4
12	Stevens, Bruce	16-6	307	19.2	56-106	.528	11-39	.282	12-16	.750	16	54	70	4.4	40	2	13	17	4	9	135	8.4
14	Buffen, KJ	16-0	328	20.5	34-69	.493	1-5	.200	36-56	.643	24	57	81	5.1	37	1	21	28	10	15	105	6.6
13	Olejniczak, Dominik	16-10	296	18.5	42-63	.667	0-0	.000	19-26	.731	18	35	53	3.3	41	0	9	19	16	10	103	6.4
20	Davis, D.C.	16-0	170	10.6	12-27	.444	5-13	.385	13-19	.684	8	14	22	1.4	11	0	11	6	0	7	42	2.6
15	Rodriguez, Luis	14-0	75	5.4	6-14	.429	0-1	.000	2-2	1.000	7	8	15	1.1	7	0	11	3	5	4	14	1.0
05	Halums,Brian	7-0	24	3.4	2-12	.167	0-2	.000	6-8	.750	4	0	4	0.6	3	0	2	0	0	0	10	1.4
01	Naylor,Zach	12-0	58	4.8	2-6	.333	1-4	.250	2-2	1.000	3	8	11	0.9	8	0	4	3	1	2	7	0.6
30	Morgano, Antonio	6-0	5	0.8	1-2	.500	0-1	.000	0-0	.000	1	0	1	0.2	2	0	0	0	0	0	2	0.3
Team											30	35	65				5					
Total.....		16	3201		447-907	.493	128-342	.374	244-326	.748	162	420	582	36.4	292	5	255	215	65	119	1266	79.1
Opponents.....		16	3199		378-916	.413	117-334	.350	218-310	.703	162	327	489	30.6	290	-	215	231	51	89	1091	68.2

TEAM STATISTICS	OM	OPP	Date	Opponent	Score	Att.
SCORING	1266	1091	11-10-18	WESTERN MICHIGAN	w 90-64	5205
Points per game	79.1	68.2	11/16/18	at Butler	L 76-83	8328
Scoring margin	+10.9	-	11-20-18	NICHOLLS	w 75-55	5903
FIELD GOALS-ATT	447-907	378-916	11/23/18	vs Baylor	w 78-70	1250
Field goal pct	.493	.413	11/24/18	vs Cincinnati	L 57-71	1250
3 POINT FG-ATT	128-342	117-334	11-28-18	SAN DIEGO	w 93-86	5968
3-point FG pct	.374	.350	12-1-18	ULM	w 83-60	6128
3-pt FG made per game	8.0	7.3	12/08/18	at Illinois State	w 81-74	6598
FREE THROWS-ATT	244-326	218-310	12-12-18	vs Southeastern Louisiana	w 69-47	3564
Free throw pct	.748	.703	12-16-18	CHATTANOOGA	w 90-70	6344
F-Throws made per game	15.3	13.6	12/21/18	vs Middle Tennessee	w 74-56	11294
REBOUNDS	582	489	12-29-18	FGCU	w 87-57	7551
Rebounds per game	36.4	30.6	* 01/05/19	at Vanderbilt	w 81-71	10422
Rebounding margin	+5.8	-	* 1-9-19	AUBURN	w 82-67	8241
ASSISTS	255	215	* 01/12/19	at Mississippi State	w 81-77	10021
Assists per game	15.9	13.4	* 1-15-19	LSU	L 69-83	9500
TURNOVERS	215	231	* - Conference game			
Turnovers per game	13.4	14.4				
Turnover margin	+1.0	-				
Assist/turnover ratio	1.2	0.9				
STEALS	119	89				
Steals per game	7.4	5.6				
BLOCKS	65	51				
Blocks per game	4.1	3.2				
ATTENDANCE	54840	52727				
Home games-Avg/Game	8-6855	4-8842				
Neutral site-Avg/Game	-	4-4340				

Score by Periods	1st	2nd	Totals
Ole Miss	615	651	1266
Opponents	506	585	1091



2018-19 Ole Miss Basketball
Ole Miss Combined Team Statistics (as of Jan 15, 2019)
Conference games only



RECORD:	OVERALL	HOME	AWAY	NEUTRAL
ALL GAMES	3-1	1-1	2-0	0-0
CONFERENCE	3-1	1-1	2-0	0-0
NON-CONFERENCE	0-0	0-0	0-0	0-0

#	Player	gp-gs	min	avg	Total		3-Point		F-Throw		Rebounds												
					fg-fga	fg%	3fg-fga	3fg%	ft-fa	ft%	off	def	tot	avg	pf	dq	a	to	blk	stl	pts	avg	
03	Davis,Terence	4-4	122	30.5	26-53	.491	12-27	.444	7-10	.700	5	27	32	8.0	13	0	9	9	1	4	71	17.8	
04	Tyree,Breein	4-4	142	35.5	22-49	.449	6-19	.316	17-21	.810	2	10	12	3.0	6	0	11	14	1	0	67	16.8	
00	Hinson,Blake	4-4	117	29.3	16-36	.444	8-21	.381	9-14	.643	1	12	13	3.3	12	0	7	8	1	7	49	12.3	
02	Shuler,Devontae	4-4	139	34.8	11-32	.344	5-15	.333	14-17	.824	5	11	16	4.0	7	0	13	7	0	5	41	10.3	
14	Buffen, KJ	4-0	70	17.5	11-15	.733	0-0	.000	12-17	.706	8	9	17	4.3	15	1	6	8	2	8	34	8.5	
13	Olejniczak, Dominik	4-4	92	23.0	11-19	.579	0-0	.000	10-15	.667	3	13	16	4.0	10	0	3	4	5	3	32	8.0	
12	Stevens, Bruce	4-0	67	16.8	7-22	.318	2-12	.167	1-2	.500	3	16	19	4.8	10	0	4	5	2	1	17	4.3	
20	Davis, D.C.	4-0	35	8.8	1-6	.167	0-2	.000	0-0	.000	1	4	5	1.3	0	0	1	0	0	0	2	0.5	
01	Naylor,Zach	2-0	9	4.5	0-0	.000	0-0	.000	0-0	.000	1	0	1	0.5	1	0	2	0	1	0	0	0.0	
15	Rodriguez, Luis	2-0	7	3.5	0-0	.000	0-0	.000	0-0	.000	0	0	0	0.0	2	0	1	0	1	0	0	0.0	
Team											16	6	22										
Total.....		4	800		105-232	.453	33-96	.344	70-96	.729	45	108	153	38.2	76	1	57	55	14	28	313	78.2	
Opponents.....		4	800		103-248	.415	35-99	.354	57-92	.620	55	95	150	37.5	77	-	53	54	22	31	298	74.5	

TEAM STATISTICS	OM	OPP
SCORING	313	298
Points per game	78.2	74.5
Scoring margin	+3.8	-
FIELD GOALS-ATT	105-232	103-248
Field goal pct	.453	.415
3 POINT FG-ATT	33-96	35-99
3-point FG pct	.344	.354
3-pt FG made per game	8.3	8.8
FREE THROWS-ATT	70-96	57-92
Free throw pct	.729	.620
F-Throws made per game	17.5	14.3
REBOUNDS	153	150
Rebounds per game	38.2	37.5
Rebounding margin	+0.8	-
ASSISTS	57	53
Assists per game	14.3	13.3
TURNOVERS	55	54
Turnovers per game	13.8	13.5
Turnover margin	-0.2	-
Assist/turnover ratio	1.0	1.0
STEALS	28	31
Steals per game	7.0	7.8
BLOCKS	14	22
Blocks per game	3.5	5.5
ATTENDANCE	17741	20443
Home games-Avg/Game	2-8870	2-10222
Neutral site-Avg/Game	-	0-0

Date	Opponent		Score	Att.
* 01/05/19	at Vanderbilt	w	81-71	10422
* 1-9-19	AUBURN	w	82-67	8241
* 01/12/19	at Mississippi State	w	81-77	10021
* 1-15-19	LSU	L	69-83	9500

* - Conference game

Score by Periods	1st	2nd	Totals
Ole Miss	147	166	313
Opponents	133	165	298