



# ARKANSAS RAZORBACKS

GAME 15 • LSU • Jan. 12, 2019 • 5:00 pm • Fayetteville, Ark. / Bud Walton Arena (19,200) • SEC Network

## • GAME INFORMATION •

**TV:** SEC Network  
Kevin Fitzgerald and Dane Bradshaw



**RADIO:** Razorback/IMG Sports Network  
Chuck Barrett and Matt Zimmerman

**SATELLITE:** Sirius (105), XM (190), Internet (961)

**LIVE STATS:** www.Arkansas.StatBroadcast.com

## • THE MATCHUP •

### ARKANSAS RAZORBACKS

**Overall: 10-4 1-1 SEC**  
Head Coach: Mike Anderson (Tulsa '82)  
At Arkansas: 161-90 (8th Yr) • Overall: 361-188 (17th Yr)



### LSU TIGERS

**Overall: 11-3 1-0 SEC**  
Head Coach: Will Wade (Clemson '05)  
At LSU: 29-18 (2nd Yr) • Overall: 120-63 (6th Yr)



### LSU SERIES:

• Overall: Ark leads 35-30  
• SEC ONLY: Ark leads 31-25  
• At Home: Ark leads 19-7  
• At LSU: Ark trails 11-17  
• At Neutral: Ark trails 5-6

### LAST YEAR:

LSU ..... 75  
Arkansas ..... 54  
**FAYETTEVILLE** – Unable to overcome a slow start, Arkansas fell to LSU, 75-54. LSU led 41-21 at the break after the Hogs were just 6-of-33 from the floor. Arkansas got it to 55-43 midway through the second half after making nine of their first 12 shots from the field. However, LSU answered with an 11-0 run and never looked back.

Arkansas ..... 86  
LSU ..... 94  
**BATON ROUGE, La.** – Despite shooting 55.0 percent from the floor, Arkansas fell on the road to LSU, 94-86. Arkansas made 26 of its final 35 shots, but the Razorbacks had a hard time stopping LSU from behind the arc as the Tigers went 15-of-30 3-point range.

### SEC SERIES RESULTS

1/11/92	at LSU	W, 101-90
3/03/92	#23 LSU (ot)	W, 106-92
2/02/93	at LSU	W, 91-79
3/03/93	LSU	W, 88-75
1/11/94	LSU	W, 84-83
3/02/94	at LSU (ot)	W, 108-105
1/31/95	LSU	W, 105-81
2/22/95	at LSU	W, 92-90
1/30/96	LSU	W, 76-68
3/02/96	at LSU	W, 94-79
1/11/97	LSU	W, 82-57
3/01/97	at LSU	L, 64-66
1/4/98	at LSU	W, 62-59
1/28/98	at LSU	W, 85-68
1/2/99	at LSU	W, 80-75
1/27/99	LSU	W, 86-64
1/26/00	at LSU	L, 75-96
2/19/00	#16 LSU	L, 67-78
3/11/00	vs #20 LSU (Atlanta)	W, 69-67
1/27/01	at LSU	W, 59-52
2/17/01	LSU	W, 87-70
3/09/01	vs LSU (Nashville)	W, 77-72
1/13/02	at LSU	L, 69-75
2/16/02	LSU	L, 63-67
1/22/03	LSU	W, 73-65
2/22/03	at LSU	L, 56-75
3/13/03	vs LSU (New Orleans)	L, 56-85
1/06/04	LSU	L, 55-66
2/07/04	at LSU	L, 52-65
1/19/05	at LSU (ot)	L, 63-66
2/12/05	LSU	W, 65-62
1/11/06	LSU	L, 58-63
2/08/06	at LSU	L, 77-78
1/20/07	#16 LSU	W, 72-52
2/10/07	at LSU	L, 67-71
1/26/08	at LSU	W, 68-52
2/20/08	LSU	W, 87-61
1/31/09	at LSU	L, 69-79
2/18/09	#23 LSU	L, 69-72
2/10/10	at LSU	W, 87-52
2/24/10	LSU	L, 54-65
1/12/11	at LSU	L, 53-56
2/12/11	LSU	W, 80-61
1/14/12	LSU	W, 69-60
2/04/12	at LSU	L, 65-71
3/08/12	vs LSU (New Orleans)	L, 54-70
2/27/13	at LSU	L, 60-65
2/01/14	at LSU	L, 71-75
2/15/14	LSU	W, 80-71
3/07/15	LSU	L, 78-81
1/16/16	at LSU	L, 74-76
2/23/16	LSU	W, 85-65
1/21/17	LSU	W, 99-86
2/11/17	at LSU	W, 78-70
1/10/18	LSU	L, 75-54
2/03/18	at LSU	L, 86-94

## 2018-19 SCHEDULE/RESULTS

(all times Central)

<b>OVERALL: 10-4</b>	Home: 7-3	Road: 2-0	Neutral: 1-1
<b>SEC: 1-1</b>	Home: 0-1	Road: 1-0	

### NOVEMBER (4-1)

9 Fri.	vs. Texas #	Fl. Bliss (El Paso, TX)	ESPN (OT)	L	71	73
12 Mon.	UC Davis +	Bud Walton Arena	SEC+	W	81	58
18 Sun.	Indiana +	Bud Walton Arena	ESPN	W	73	72
21 Wed.	Montana State +	Bud Walton Arena	SEC+	W	90	68
23 Fri.	UT Arlington +	Bud Walton Arena	SEC+	W	78	60

### DECEMBER (5-2)

1 Sat.	FIU	Bud Walton Arena	SEC+	W	121	89
5 Wed.	at Colorado State	Fort Collins, Colo.	CBS Sports Net	W	98	78
8 Sat.	Western Kentucky	Bud Walton Arena	SEC	L	77	74
15 Sat.	vs. UTSA !	North Little Rock	-	W	79	67
19 Wed.	Georgia Tech	Bud Walton Arena	SEC	L	65	69
22 Sat.	Texas State	Bud Walton Arena	SEC	W	73	70
28 Fri.	Austin Peay	Bud Walton Arena	SEC+	W	76	65

### JANUARY (1-1)

5 Sat.	at Texas A&M *	College Station, Texas	SEC	W	73	71
9 Wed.	Florida *	Bud Walton Arena	SEC	L	51	57
12 Sat.	LSU *	Bud Walton Arena	SEC		5:00 pm	
15 Tues.	at Tennessee *	Knoxville, Tenn.	ESPN2		6:00 pm	
19 Sat.	at Ole Miss *	Oxford, Miss.	SEC		Noon	
23 Wed.	Missouri *	Bud Walton Arena	SEC		8:00 pm	
26 Sat.	at Texas Tech %	Lubbock, Texas	ESPN/2		5:00 pm	
29 Tues.	Georgia *	Bud Walton Arena	ESPNU		6:00 pm	

### FEBRUARY

2 Sat.	at LSU *	Baton Rouge, La.	SEC		5:00 pm	
5 Tues.	Vanderbilt *	Bud Walton Arena	SEC		8:00 pm	
9 Sat.	at South Carolina *	Columbia, S.C.	SEC		2:30 pm	
12 Tues.	at Missouri *	Columbia, Mo.	ESPN/2/U		8:00 pm	
16 Sat.	Mississippi State *	Bud Walton Arena	SEC		7:30 pm	
20 Wed.	at Auburn *	Auburn, Ala.	SEC		7:30 pm	
23 Sat.	Texas A&M *	Bud Walton Arena	SEC		7:30 pm	
26 Tues.	at Kentucky *	Lexington, Ky.	ESPN/2/SEC		8:00 pm	

### MARCH

2 Sat.	Ole Miss * <	Bud Walton Arena	SEC		Noon	
6 Wed.	at Vanderbilt *	Nashville, Tenn.	SEC		7:30 pm	
9 Sat.	Alabama *	Bud Walton Arena	SEC		5:00 pm	
13-17	SEC Tournament ^	Nashville, Tenn.	SEC/ESPN		TBD	
20-23	NCAA 1st-2nd Rds	TBD	TBD		TBD	
27-31	NCAA Regionals	TBD	TBD		TBD	

### APRIL

6 & 8	NCAA Final Four	Minneapolis, Minn.	CBS		TBD	
-------	-----------------	--------------------	-----	--	-----	--

**BOLD** - Home Game  
# - ESPN Armed Forces Classic (Fort Bliss)  
! - Verizon Arena  
^ - Bridgestone Arena  
< - 25th Anniversary of 1994 National Championship Celebration

\* - SEC Game  
+ - Hardwood Showcase  
% - Big 12/SEC Challenge  
\$ - U.S. Bank Stadium

### Versus LSU

• This will be the 66th meeting between Arkansas and LSU. The Razorbacks own a 35-30 advantage in the series, including a 31-25 advantage in games since Arkansas joined the SEC in 1991-92.  
• Arkansas is 19-7 in games played in Fayetteville.

### Close Calls in 4 Losses

• Arkansas, one of the most inexperienced teams in the nation, is 10-4 this season and 1-1 in the SEC. In three of those losses, Arkansas had the lead or the ball with a chance to win or tie.  
• **TEXAS:** Led by 3 (63-60) with nine seconds, but a missed free throw led to a Texas 3-pointer at the buzzer to force overtime. Arkansas was down 2 with 21 seconds left and had chances to tie the game.  
• **WESTERN KENTUCKY:** Arkansas led by 1 with 45 seconds left, trailed by 1 with 19 seconds left and had two chances to win the game.  
• **GEORGIA TECH:** Arkansas led by 1 with two minutes left but trailed by five with 36 seconds left. Mason Jones hit a 3-pointer with five seconds left to make it a 2-point game before Tech hit two free throws to seal the win.  
• **FLORIDA:** Arkansas trailed by 15 (51-36) with 6:11 left and trimmed its deficit to 2 (53-5) after Mason Jones made two free throws with 1:02 left. Arkansas got a defensive stop and had two chances to tie the game but both came up short and the Gators made four free throws inside the final 12 seconds.

### Rare Home Losses

• Arkansas ranks among the NCAA top 10 in home wins with 117 since Mike Anderson took over in 2011-12.  
• The Razorbacks have not dropped back-to-back home games since falling to Florida (Feb. 18) and Alabama (Feb. 23) in Coach Anderson's first season.  
• **NOTE:** Arkansas did lose two straight home games in 2016-17 (Florida and Mississippi State in January) but there were two road games between those two home losses.  
• Arkansas is 47-16 (75%) in SEC games played at Bud Walton Arena under head coach Mike Anderson.

### No Place Like Home, Especially SEC Saturdays

• In the eight years of the Mike Anderson era, Arkansas has 117 home wins, eighth-most in the NCAA over the span.  
• For the second straight year, Arkansas will play five Saturday games in Bud Walton Arena, including each of the Razorbacks' last four home games of the regular season.  
• Arkansas is an impressive 25-5 in Saturday SEC home games under head coach Mike Anderson, including a streak of nine consecutive wins.

### Last Time Out for Razorbacks

• Mason Jones scored a career-high 30 points and played a key role in a 15-2 run late in the game to get the Razorbacks to within two (53-51) with 1:02 left, but the Florida Gators made four free throws inside the final 12 seconds to get a 57-51 victory.  
• Arkansas was down 15 (51-36) with 6:11 left before Jones scored 11 points (six free throws, a jumper and a 3-pointer) to trim the

### COMPARING THE TEAMS

	79.0	.443	.340	.643	39.0	17.4	5.9	8.1	69.4	.384	-0.7	1.3
	OFF PPG	OFF FG%	OFF 3PT%	OFF FT%	REBS /GM	ASSTS PER GM	BLKS PER GM	STEALS PER GM	OPP PPG	OPP FG%	REB MARGIN	ASST-TO RATIO
LSU	81.2	.490	.348	.742	36.6	14.6	5.2	9.9	70.6	.419	+4.0	1.0

#FASTEST40



@RazorbackMBB



/RazorbackMBB



@RazorbackMBB



## MIKE ANDERSON

### HEAD COACH • TULSA '82

### CAREER NUMBERS

**At Arkansas:** 161-90 (8 Years)

2018-19	»	10-4
2017-18	»	23-12 (NCAA First Round)
2016-17	»	26-10 (NCAA Second Round)
2015-16	»	16-16
2014-15	»	27-9 (NCAA Third Round)
2013-14	»	22-12 (NIT Second Round)
2012-13	»	19-13
2011-12	»	18-14

**At Missouri:** 111-57 (5 Years)

2010-11	»	23-11 (NCAA Second Round)
2009-10	»	23-11 (NCAA Second Round)
2008-09	»	31-7 (NCAA Elite Eight)
2007-08	»	16-16
2006-07	»	18-12

**At UAB:** 89-41 (4 Years)

2005-06	»	24-7 (NCAA First Round)
2004-05	»	22-11 (NCAA Second Round)
2003-04	»	22-10 (NCAA Sweet 16, C-USA Co-Champs)
2002-03	»	21-13 (NIT Quarterfinals)

**Overall Record**

**361-188 (17th Year)**

- 8TH SEASON AS ARKANSAS HEAD COACH
- 17TH SEASON AS HEAD COACH OVERALL
- 25TH SEASON AT ARKANSAS OVERALL

## IT'S A NUMBERS GAME

**Postseason Tournaments**

**1 2 3 4 5 6 7 8 9 10 11**

**20-Win Seasons**

**1 2 3 4 5 6 7 8 9 10 11**

**NCAA Tournaments**

**1 2 3 4 5 6 7 8 9**

**30-Win Seasons**

**1**

**Losing Seasons**

**0**

## PERSONAL INFO

Born: Dec. 12, 1959

Hometown: Birmingham, Ala.

Alma Mater: Tulsa (1982)

Wife: Marcheita

Children: Darcheita, Michael Jr., Yvonne

Date Named Head Coach at Arkansas: March 23, 2011

## CONSISTENCY

*Head coach Mike Anderson is one of just four current Division I coaches with 15-plus years of head coaching experience and zero losing seasons. He is the only coach to accomplish the feat at three different programs.*

Razorback Nation welcomed home one of its own on March 23, 2011, when Mike Anderson was named the 12th head men's basketball coach in Arkansas history. Charged with bringing back the winning tradition that was synonymous with the Razorback program throughout the '80s and '90s, Anderson has accomplished that and is in his eighth season at Arkansas – 17th as a head coach.

Anderson has brought Arkansas back national relevance by leading the Razorbacks to back-to-back NCAA Tournament berths and postseason appearances in four of the last five years. The Razorbacks won 49 games over the 2016-17 and 2017-18 seasons, rank among the top three in league wins over the last six seasons and the Hogs are one of just two teams in the SEC to finish with a .500 winning percentage or better in league play over the last six years. This success has helped Arkansas' last two recruiting classes rank among the nation's top 25, snagging seven of the top eight players in the state over the span.

During his first seven seasons at Arkansas, Anderson produced a 156-88 record and is the first head coach in program history to win 18 or more games in each of his first four years. Anderson has also re-established Bud Walton Arena as one of the toughest places to play and brought excitement back to the tradition-rich program. Since his return to Fayetteville, the Razorbacks own the eighth-most home victories in the country with 117.

The success on-and-off the court has translated into great fan support as Arkansas has ranked among the top 25 in national attendance each of the last seven years, including No. 10 in 2017-18. Also, in August of 2018, Anderson was honored by the Burlsworth Foundation for his contributions to the state.

**5**

» Five Arkansas players have earned SEC Academic Honor Roll recognition each of the last five years.

**19**

» Arkansas has had 19 players graduate since May 2014, averaging nearly four graduates per year.

**22**

» During the last five years, men's basketball has earned 22 SEC All-Academic honors, including seven in 2015-16.



# PLAY HARD ACT RIGHT



## 2018-19 RAZORBACKS

No.	Name	Pos.	Yr.	Ht.	Wt.	Hometown	High School/Previous School
0	Desi Sills	G	Fr.	6-2	196	Jonesboro, Ark.	Jonesboro HS
1	Isaiah Joe	G	Fr.	6-5	167	Fort Smith, Ark.	Fort Smith Northside HS
2	Adrio Bailey	F	Jr.	6-6	222	Campti, La.	Lakeview HS
3	Khalil Garland	G	R-Fr.	6-5	198	Little Rock, Ark.	Parkview Magnet HS
4	Emeka Obukwelu	F	Jr.	6-8	222	Plano, Texas	West Plano HS / UT-Tyler
5	Jalen Harris	G	R-So.	6-2	166	Wilson, N.C.	Word of God Christian Acad. / New Mexico
10	Daniel Gafford	F	So.	6-11	233	El Dorado, Ark.	El Dorado HS
11	Keyshawn Embery-Simpson	G	Fr.	6-3	202	Midwest City, Okla.	IMG Academy (Fla.)
12	Ty Stevens	G	So.	6-2	180	Republic, Mo.	Republic HS
13	Mason Jones	G	So.	6-5	207	Desoto, Texas	Triple A Academy / Connors State College
15	Jonathan Holmes	G	Jr.	5-10	190	Columbia, Ill.	Columbia HS
22	Gabe Osabuohien	F	So.	6-8	221	Toronto, Canada	Southwest Christian Academy (Ark.)
23	Ibrahim Ali	F	Fr.	6-10	244	Maumelle, Ark.	Maumelle HS
24	Ethan Henderson	F	Fr.	6-8	210	Little Rock, Ark.	Parkview Magnet HS
35	Reggie Chaney	F	Fr.	6-8	222	Tulsa, Okla.	Findlay Prep (Nev.)
	Justice Hill	G	Fr.	5-11	170	Little Rock, Ark.	Little Rock Christian Academy

<b>Head Coach:</b>	Mike Anderson	Tulsa 1982	8th year as Arkansas Head Coach
<b>Associate Head Coach:</b>	Melvin Watkins	Charlotte, 1977	8th year at Arkansas
<b>Assistant Coach:</b>	TJ Cleveland	Arkansas, 2002	8th year at Arkansas
<b>Assistant Coach:</b>	Scotty Thurman	Philander Smith College 2003	9th year at Arkansas
<b>Director of Basketball Operations:</b>	Matt Zimmermann	Arkansas, 1990	8th year at Arkansas
<b>Dir. of Student-Athlete Development:</b>	Jeff Daniels	Montevallo, 1982	8th year at Arkansas
<b>Special Assistant to Head Coach:</b>	Will Bartlett	Missouri, 2009	8th year at Arkansas
<b>Video Coordinator:</b>	Riley Hall	Arkansas, 2016	3rd year at Arkansas
<b>Head Athletic Trainer:</b>	David England	Arkansas, 1980	36th year at Arkansas
<b>Head Strength Coach:</b>	Dave Richardson	Louisiana-Monroe, 1989	1st year at Arkansas
<b>Graduate Assistant:</b>	Velton Kennedy	Arkansas, 2017	2nd year at Arkansas
<b>Graduate Assistant:</b>	Trey Thompson	Arkansas, 2018	1st year at Arkansas

## ROSTER BY STATE

## Arkansas (7)

0	Desi Sills	Jonesboro
1	Isaiah Joe	Fort Smith
3	Khalil Garland	Little Rock
10	Daniel Gafford	El Dorado
23	Ibrahim Ali	Maumelle
24	Ethan Henderson	Little Rock
	Justice Hill	Little Rock

## Canada (1)

22	Gabe Osabuohien	Toronto
----	-----------------	---------

## Illinois (1)

15	Jonathan Holmes	Columbia
----	-----------------	----------

## Louisiana (1)

2	Adrio Bailey	Campti
---	--------------	--------

## Missouri (1)

12	Ty Stevens	Republic
----	------------	----------

## North Carolina (1)

5	Jalen Harris	Wilson
---	--------------	--------

## Texas (2)

4	Emeka Obukwelu	Plano
13	Mason Jones	Desoto

## Oklahoma (2)

11	Keyshawn Embery-Simpson	Midwest City
35	Reggie Chaney	Tulsa

## PRONUNCIATION GUIDE

23	Ibrahim (Ibby)	IB-ra-him (IB-ee)
	Ali	ALL-lee
2	Adrio Bailey	A-Dree-O
4	Emeka	Eh-MEHK-uh
	Obukwelu	Oh-Boo-KWEL-lu
22	Gabe Osabuohien	oh-sah-BOY-en
0	Desi Sills	Dez-ee

## ROSTER BY CLASS

## Seniors (0)

## Juniors (3)

2	Adrio Bailey	Junior
4	Emeka Obukwelu	Junior
15	Jonathan Holmes	Junior

## Sophomores (5)

5	Jalen Harris	Redshirt Sophomore
12	Ty Stevens	Sophomore
10	Daniel Gafford	Sophomore
22	Gabe Osabuohien	Sophomore
13	Mason Jones	Sophomore

## Freshmen (8)

0	Desi Sills	Freshman
1	Isaiah Joe	Freshman
3	Khalil Garland	Redshirt Freshman
11	Keyshawn Embery-Simpson	Freshman
23	Ibrahim Ali	Freshman
24	Ethan Henderson	Freshman
35	Reggie Chaney	Freshman
	Justice Hill	Freshman

Razorbacks' deficit to two, 53-51. Jones capped the 15-2 run with two free throws with 1:02 left.

- On the ensuing possession, Arkansas' defense got a stop on the defensive end as Daniel Gafford pulled down his 12th rebound of the contest. The Razorbacks then had two chances to tie the game, but Jones' jumper missed with 24 seconds left and Adrio Bailey's put-back rimmed out.
- Arkansas was forced to foul and Kevaughn Allen sank two free throws with 12 seconds left to give the Gators a four-point lead. Arkansas came up empty again before Allen made two more from the charity stripe to secure the six-point win (57-51).
- Allen finished with 18 points, including 11-of-12 at the free throw line. Overall, Florida was 15-of-19 while Arkansas was 15-of-26.

## Other News and Notes From Florida Game

- The 51 points were the lowest by the Razorbacks in the Mike Anderson era and the lowest ever since falling to Auburn 73-51 on Jan. 24, 2009 in Bud Walton Arena.
- Arkansas' bench did not score a point, marking the first time that has occurred since the Razorbacks joined the SEC (HogStats.com).
- Gabe Osabuohien had a career-high eight rebounds in 14 minutes of play before fouling out with 6:57 left in the game.

## 25th Anniversary of National Championship

- The 2018-19 season is the 25th anniversary of Arkansas defeating Duke, 76-72 in Charlotte, for the 1994 NCAA National Championship. The Razorbacks defeated Arizona, 91-82, in the Final Four.
- The 1993-94 season for the Razorbacks was:
  - 1 of 33 NCAA berths (32 appearances).
  - 1 of 6 NCAA Final Four appearances.
  - 1 of 2 NCAA Championship appearances as Arkansas returned to the national championship game the following year (1995) as well.
- The 1993-94 Razorbacks were led by Hall of Fame coach Nolan Richardson and current Head Hog Mike Anderson was an assistant on that staff.
  - Arkansas was ranked #1 nine weeks during that season, was ranked among the top 6 all season, finished with a 31-1 record and was SEC regular-season champion.
  - Current Razorback assistant coach Scotty Thurman, who scored 15 points, not only hit critical 3-pointer late in the game as the shot clock expired to break a 70-70 tie. He also hit a 3-pointer late in the first half to give Arkansas a 34-33 lead at the break.
  - Corliss Williamson had a game-high 23 points.
  - Corey Beck had a double-double (15 pts - 10 rebs).

## Moncrief to be Honored

- Last March, Arkansas legend Sidney Moncrief was elected to the National Collegiate Basketball Hall of Fame Class of 2018. The official ceremony was **Sunday, Nov. 18** in Kansas City.
- Moncrief will be at the LSU game and the department of athletics will honor him in a pregame ceremony during one of the media timeouts.
- See page 8 of these note for more on Moncrief.

## 30 Point Club

- Mason Jones is coming off a career-high 30-point performance versus Florida. Isaiah Joe also broke the 30-point plateau this season, getting 34 versus another school from the Sunshine State, Florida International.
- Jones' performance versus the Gators marked the 119th time a Razorback has scored at least 30. Jones was the 47th Razorback to accomplish the feat.

## Joe and Gafford Streak Ends

- While Jones had a career high, for the first time this year, both Isaiah Joe (6 points) and Daniel Gafford (9 points) did not reach double digits in scoring.



ALI Ibrahim / #23    BAILEY Adrio / #2    CHANEY Reggie / #35    EMBERY-SIMPSON Keyshawn / #11    GAFFORD Daniel / #10    GARLAND Khalil / #3    HARRIS Jalen / #5    HENDERSON Ethan / #24



HILL Justice    HOLMES Jonathan / #15    JOE Isaiah / #1    JONES Mason / #13    OBUKWELE Emeka / #4    OSABUOHIE Gabe / #22    SILLS Desi / #0    STEVENS Ty / #12



## DESI SILLS

**0** G • Fr. • 6-2 • 196  
Jonesboro, Ark.

Year	GP	GS	Min	Avg	FG	FGA	Pct	3FG	3FGA	Pct	FT	FTA	Pct	Off	Def	Tot	Avg	PF	FO	Ast	TO	Blk	Stl	Pts	Avg
2018-19	14	0	229	16.4	23	49	.469	10	27	.370	12	19	.632	5	13	18	1.3	31	0	25	23	0	9	68	4.9

Leads the team in minutes off the bench (16.4) and been 1st sub in 9 of 14 games ... Scored career-high 14 at Texas A&M, including 13 in the 1st half ... A consensus top 50 pick among the nation's top point guards ... Two-time, 1st team 6A All-State selection (2017 and 2018).

## CAREER HIGHS

PTS: 14 at Texas A&M (01/05/19)  
REB: 3 (2x), last vs. Austin Peay (12/28/18)  
AST: 6 vs. FIU (12/01/18)  
STL: 2 (2x), last vs. Austin Peay (12/28/18)  
BLK: --



## ISAIAH JOE

**1** G • Fr. • 6-5 • 167  
Fort Smith, Ark.

Year	GP	GS	Min	Avg	FG	FGA	Pct	3FG	3FGA	Pct	FT	FTA	Pct	Off	Def	Tot	Avg	PF	FO	Ast	TO	Blk	Stl	Pts	Avg
2018-19	14	14	403	28.8	64	152	.421	51	117	.436	28	39	.718	7	26	33	2.4	26	0	26	20	1	22	207	14.8

SEC Player of the Week (12/3) as he scored 34 points and made 10-of-3 3's vs. FIU ... 14th in NCAA-1st in SEC in 3's made/gm (3.64) ... 1st in SEC in 3PT FGM% (.436) ... Scored double-digits in each of the first 13 games ... Tied for team lead with 10 charges taken ... Was the USA TODAY and Gatorade Arkansas Player of the Year.

## CAREER HIGHS

PTS: 34 vs. FIU (12/01/18)  
REB: 5 vs. UC Davis (11/12/18)  
AST: 5 vs. Montana State (11/21/18)  
STL: 5 (2x), last vs. Austin Peay (12/28/18)  
BLK: --



## ADRIO BAILEY

**2** F • Jr. • 6-6 • 222  
Campti, La.

Year	GP	GS	Min	Avg	FG	FGA	Pct	3FG	3FGA	Pct	FT	FTA	Pct	Off	Def	Tot	Avg	PF	FO	Ast	TO	Blk	Stl	Pts	Avg
2018-19	14	13	288	20.6	36	78	.462	1	5	.200	19	34	.559	13	42	55	3.9	39	1	11	11	14	12	92	6.6
CAREER	72	31	927	12.9	111	215	.516	1	5	.200	45	86	.523	55	114	169	2.3	127	2	35	40	44	41	268	3.7

A team captain ... Represents Arkansas on the SEC Men's Basketball Leadership Council ... Is only scholarship upperclassman on team ... 2nd on team with 53 deflections ... Had career-high 20-point effort vs UC Davis where he made 1st career 3-pointer ... Also vs UCD, scored 8 pts during 22-1 run to put game away.

## CAREER HIGHS

PTS: 20 vs. UC Davis (11/12/18)  
REB: 7 (2x), last vs. Oklahoma (11/23/17)  
AST: 3 vs. Fresno State (11/17/17)  
STL: 3 (4x) - last vs. UTA (11/23/18)  
BLK: 5 vs. North Carolina (11/24/17)



## JALEN HARRIS

**5** G • R-So. • 6-2 • 166  
Wilson, N.C.

Year	GP	GS	Min	Avg	FG	FGA	Pct	3FG	3FGA	Pct	FT	FTA	Pct	Off	Def	Tot	Avg	PF	FO	Ast	TO	Blk	Stl	Pts	Avg
2018-19	14	14	431	30.8	40	109	.367	4	33	.121	41	57	.719	6	32	38	2.7	30	0	92	17	1	15	125	8.9
CAREER	45	32	1070	23.8	87	216	.403	11	60	.183	79	108	.731	8	86	94	2.1	94	0	164	57	4	40	264	5.9

A team captain ... 4th in NCAA in assist-turnover ratio (5.41) ... 13th in NCAA in assists (6.6) ... 4 games w/ no turnovers, only 1 game with as many as three ... Career-high 15 pts at TX A&M, adding 9 assists ... Career-high 12 assists at Colorado St. ... Double-doubles vs Montana St (11 pts & 11 asts) and vs. UTSA (11 pts & 10 asts) ... 10 assists vs. FIU.

## CAREER HIGHS

PTS: 15 (2x), last at Texas A&M (01/05/19)  
REB: 9 vs. Nevada (01/07/17)  
AST: 12 at Colorado State (12/05/18)  
STL: 4 at Colorado State (12/05/18)  
BLK: 1 (4x) - last vs. Texas State (12/22/18)



## DANIEL GAFFORD

**10** F • So. • 6-11 • 233  
El Dorado, Ark.

Year	GP	GS	Min	Avg	FG	FGA	Pct	3FG	3FGA	Pct	FT	FTA	Pct	Off	Def	Tot	Avg	PF	FO	Ast	TO	Blk	Stl	Pts	Avg
2018-19	14	14	398	28.4	88	136	.647	0	0	.000	54	91	.593	41	94	135	9.6	37	1	12	35	31	15	230	16.4
TOTAL	49	40	1188	24.2	252	407	.619	0	0	.000	139	252	.552	118	234	352	7.2	151	4	36	72	107	34	643	13.1

A team captain ... SEC Player of the Week (27 pts & 12 rebs vs. Indiana) ... SEC-best 7 double-doubles ... 1st SEC in FGM% (.647) ... Team-best 82 deflections ... Wooden Award, Naismith Trophy, Lute Olson Award & Kareem Abdul-Jabbar Award Watch Lists ... Preseason 1st team All-SEC ... Consensus lottery pick on Mock Drafts.

## CAREER HIGHS

PTS: 27 vs. Indiana (11/18/18)  
REB: 14 vs. UTSA (12/15/18)  
AST: 4 vs. Oral Roberts (12/19/17)  
STL: 3 (2x), last vs. Austin Peay (12/28/18)  
BLK: 7 (2x) - last vs. Auburn (02/27/18)



## KEYSHAWN EMBURY-SIMPSON

**11** G • Fr. • 6-3 • 202  
Midwest City, Okla.

Year	GP	GS	Min	Avg	FG	FGA	Pct	3FG	3FGA	Pct	FT	FTA	Pct	Off	Def	Tot	Avg	PF	FO	Ast	TO	Blk	Stl	Pts	Avg
2018-19	14	0	193	13.8	19	61	.311	10	38	.263	8	13	.615	4	16	20	1.4	15	0	8	9	2	11	56	4.0

Averaging 13.8 minutes off the bench ... Career-high 14 pts at Colorado State and vs. Austin Peay ... Has only committed 8 turnovers ... Played his senior year at IMG Acad. (Fla) ... 247Sports.com tabbed him the 22nd-best point guard in the nation ... As a junior at Midwest City HS, was ranked #1 player in the state.

## CAREER HIGHS

PTS: 14 (2x), last vs. Austin Peay (12/28/18)  
REB: 3 (2x), last vs. FIU (12/01/18)  
AST: 3 vs. FIU (12/01/18)  
STL: 3 vs. FIU (12/01/18)  
BLK: 1 (2x), last vs. UTSA (12/15/18)



## MASON JONES

**13** G • So. • 6-5 • 207  
Desoto, Texas

Year	GP	GS	Min	Avg	FG	FGA	Pct	3FG	3FGA	Pct	FT	FTA	Pct	Off	Def	Tot	Avg	PF	FO	Ast	TO	Blk	Stl	Pts	Avg
2018-19	14	14	418	29.9	56	133	.421	34	88	.386	54	66	.818	9	59	68	4.9	33	1	45	27	2	13	200	14.3

Led team in scoring 6 times, assists 4 times and both points and assists three times ... 6th in SEC in 3PT made (34) ... Leads team and ranks 9th in SEC in FT% (.818) ... 2nd on team in rebounds (4.9) & assists (4.5), 3rd in scoring (14.3) & 4th in steals (1.3) ... Had game-winning reb. and FT vs Indiana - adding 7 assists & no TO ... Had double-double (19 and 10) vs. FIU ... Avg. 15.5 pts, 6.9 rebs at Connors State JC.

## CAREER HIGHS

PTS: 30 vs. Florida (01/09/19)  
REB: 10 vs. FIU (12/01/18)  
AST: 7 vs. Indiana (11/18/18)  
STL: 3 (2x), last vs. Texas State (12/22/18)  
BLK: 1 vs. Texas (11/09/18)



## JONATHAN HOLMES

**15** G • Jr. • 5-10 • 190  
Columbia, Ill.

Year	GP	GS	Min	Avg	FG	FGA	Pct	3FG	3FGA	Pct	FT	FTA	Pct	Off	Def	Tot	Avg	PF	FO	Ast	TO	Blk	Stl	Pts	Avg
2018-19	3	0	7	2.3	0	5	.000	0	3	.000	0	0	.000	0	0	0	0.0	1	0	0	0	0	0	0	0
CAREER	20	0	32	1.6	7	25	.280	2	13	.154	1	2	.500	2	2	4	0.2	3	0	1	2	0	1	17	0.9

Fan favorite ... Last season saw action in 11 games and scored 15 points with three rebounds ... Hit his first collegiate 3-pointer versus Bucknell and added a trey versus Troy ... As a freshman, SEC First-Year Academic Honor Roll ... Played in six games as a walk-on.

## CAREER HIGHS

PTS: 3 (2x), last vs. Oral Roberts (12/19/17)  
REB: 1 (4x), last vs. Vanderbilt (02/10/18)  
AST: 1 vs. Samford (11/10/17)  
STL: 1 vs. Bucknell (11/12/17)  
BLK: 0 --



## GABE OSABUOHEN

**22** F • So. • 6-8 • 221  
Toronto, Canada

Year	GP	GS	Min	Avg	FG	FGA	Pct	3FG	3FGA	Pct	FT	FTA	Pct	Off	Def	Tot	Avg	PF	FO	Ast	TO	Blk	Stl	Pts	Avg
2018-19	14	0	179	12.8	13	45	.289	2	12	.167	9	25	.360	26	25	51	3.6	39	2	15	15	7	7	37	2.6
CAREER	34	0	315	9.3	23	70	.329	2	16	.125	11	35	.314	32	47	79	2.3	60	2	22	26	10	10	59	1.7

Pronounced oh-sah-BOY-en ... High energy guy off the bench ... 1st sub of bench in 12 of 14 games ... Leads team with 10 charges taken ... Last year, tied for second on team in charges taken with eight ... Each of last two games, set career highs in rebounds with 7 at Texas A&M and 8 vs. Florida ... Made 1st career 3-pointer to give Arkansas 38-35 lead at halftime vs. Indiana.

## CAREER HIGHS

PTS: 6 (3x) - last at Texas A&M (01/05/19)  
REB: 8 vs. Florida (01/09/19)  
AST: 4 (4x), last vs. Texas State (12/22/18)  
STL: 2 vs. Montana State (11/21/18)  
BLK: 1 (8x), last vs. Florida (01/09/19)



## ETHAN HENDERSON

**24** F • Fr. • 6-8 • 210  
Little Rock, Ark.

Year	GP	GS	Min	Avg	FG	FGA	Pct	3FG	3FGA	Pct	FT	FTA	Pct	Off	Def	Tot	Avg	PF	FO	Ast	TO	Blk	Stl	Pts	Avg
2018-19	5	0	18	3.6	1	11	.000	0	0	.000	1	3	.333	1	4	5	1.0	3	0	2	3	1	1	3	0.6

Rated the top player in Arkansas by 247Sports.com, ESPN.com and Future150.com, which also tabbed him the 30th-best power forward in the nation ... Named to the USA TODAY All-Arkansas first team ... Helped Parkview HS win the 2018 and 2016 5A state championships.

## CAREER HIGHS

PTS: 3 vs. FIU (12/01/18)  
REB: 2 (2x), last vs. UTA (11/23/18)  
AST: 0  
STL: 1 vs. FIU (12/01/18)  
BLK: 1 vs. Montana State (11/21/18)



## REGGIE CHANEY


**35** F • Fr. • 6-8 • 222  
Tulsa, Okla.

Year	GP	GS	Min	Avg	FG	FGA	Pct	3FG	3FGA	Pct	FT	FTA	Pct	Off	Def	Tot	Avg	PF	FO	Ast	TO	Blk	Stl	Pts	Avg
2018-19	14	1	222	15.9	37	68	.544	0	0	.000	4	13	.308	15	42	57	4.1	33	0	7	21	23	7	78	5.6


12th in the SEC with 23 blocked shots ... Career-high 12 pts vs. Austin Peay ... 17 deflections over 2 games (UTSA & GT) to earn 1st career start vs. TX ST ... Set/tied career highs in assists (4), steals (4) & blocks (3) vs. UTSA ... Also had 3 blocks vs. Indiana and Ga Tech ... On the USA TODAY All-Nevada second team (Findley Prep) ... As junior, rated #3 overall prospect from TX (Frisco Liberty HS).

## CAREER HIGHS

PTS: 12 vs. Austin Peay (12/28/18)  
REB: 8 (2x), last at Colorado St. (12/05/18)  
AST: 4 vs. UTSA (12/15/18)  
STL: 4 vs. UTSA (12/15/18)  
BLK: 3 (4x), last vs. Ga Tech (12/19/18)



1980-82 - Student-Athlete




1982-85 - Volunteer Assistant



1985-89 - Volunteer Assistant  
1989-00 - Assistant Coach  
2000-02 - Assistant Head Coach



2002-06 - Head Coach  
89-41 (.680)



2006-11 - Head Coach  
111-57 (.660)



2011-Present - Head Coach  
161-90 (.641)



## MASON-ry, Building a Resume

- Mason Jones has led the team in both scoring and assists in the same game three times this season (Georgia Tech, Texas State and Florida). Overall, he has led the team in scoring a team-best six times, while leading the team in assists four times.
- Jones leads the team in free throw percentage (.818), is second on the team in rebounding (4.9) and assists (45) while ranking third in scoring (14.3) and fourth in steals (13).

## Harris "Falls" to Fourth

- Jalen Harris only had three assists versus Florida and, for the first time this season, committed three turnovers.
- After Wednesday, Harris fell two spots to rank **FOURTH IN THE NCAA** and **FIRST IN THE SEC** in assist-to-turnover ratio (5-41). He is also fell three spots to 13th nationally and second in the SEC in assists per game (6.6).
- WAY TOO EARLY RECORD WATCH:** With 18 guaranteed games left (regular-season and at least one at SEC Tourney), Jalen Harris is on pace to have 211 assists this season. The Arkansas single-season record for assists is 219, set by Kareem Reid in 1995-96.

## No Ordinary Joe

- Isaiah Joe has made at least one 3-pointer in all 14 games and at least three 3-pointers in a game nine times this season.
- He **RANKS 14TH THE NCAA** and **FIRST IN THE SEC** in 3-pointers made per game (3.64) and leads the SEC in 3-pointers made (51), ranking 23rd nationally
- More impressively, while he is second in the SEC in 3-attempted (117), he **LEADS THE SEC** in 3-point FG% (.436).
- WAY TOO EARLY RECORD WATCH:** With 18 guaranteed games left (regular-season and at least one at SEC Tourney), Joe is on pace to finish with 117 3's made. That would shatter the Arkansas single-season mark of 102, set by Scotty Thurman in 1994-95.

## CHARGE!

- Isaiah Joe took two charges versus Florida to give him 10 on the season. Gabe Osabuohien has also taken 10 charges this season.
- Last season, Daniel Gafford led the team by taking nine charges and Osabuohien tied for second with eight.
- Overall, the Razorbacks took 47 charges last season and have taken 28 to date this season.

## Block Party; 7th in NCAA

- Arkansas, which was only credited with three blocked shots at Texas A&M, rallied to turn away five shots versus Florida
- The Razorbacks had blocked at least four shots in 13 of their 14 games this season.
- Arkansas still **ranks seventh in the NCAA – but 4th in the SEC** – in blocked shots (5.9).

## Helping Hand; 19th in the NCAA

- Arkansas only had 10 assists in the loss to Florida, its second-lowest total of the season. (Arkansas had a season-low eight versus Texas and also had 10 in a loss to Western Kentucky).
- Arkansas ranks 19th in the NCAA in assists (17.4).
- This season, an impressive 64 percent of Arkansas' made baskets have come off assists.**
- Games of note with high assist-to-made-basket ratio:
 

- Indiana	20 assists	28 FG made	71.4%
- Montana State	29 assists	37 FG made	78.4%
- UT Arlington	15 assists	21 FG made	71.4%
- FIU	28 assists	42 FG made	66.7%
- Colorado State	29 assists	38 FG made	76.3%
- UTSA	17 assists	23 FG made	73.9%
- Austin Peay	21 assists	27 FG made	77.8%
- In three of its losses, the Razorbacks only had eight assists vs. Texas, 10 vs. Western Kentucky and 10 vs. Florida.**

## Gafford Backing POY Hype

- Daniel Gafford is on four National Player of the Year Watch lists and the sophomore has proven why.
- Has an SEC-best seven double-doubles in 14 games this season, including four of his last six. He only had three in 35 games as a freshman. Has scored in double figures 13 times and pulled down double digits in rebounds eight times.
  - In games Gafford has a double-double, he averages 18.4 pts 11.6 rebs** **Arkansas is 6-1**
  - In games Gafford does not have a double-double, he averages 14.4 pts 7.7 rebs** **Arkansas is 4-3**
- Gafford ranks 16th in the NCAA and first in the SEC in field goal percentage (.647). In the SEC, Gafford also ranks second in rebounding (9.6), fourth in blocked shots (2.21) and fifth in scoring (16.4) – **the only player in the league to rank among the top five in each category.**
- Named **SEC Player of the Week** for his play in leading Arkansas to a win over Indiana, scoring a career-high 27 points and tying a then career-high with 12 rebounds.
- Gafford tied a school record, making 8-of-8 shots from the field versus Montana State. He is the 8th Razorback to make at least all 8 shot attempts in a game and the first to do so twice in his career (also going 8-of-8 versus Minnesota last season).
- Versus UTA, Gafford made a career-best nine free throws and tied a career-high with 10 attempts. Prior to UTA, Gafford had only made 13 free throws on 28 attempts.
- At Colorado State, battled foul trouble in the first half and did not attempt a field goal ... Scored 10 points and had six rebounds in the second half and spurred a 13-0 run to put the game away.
- Had a career-high 14 rebounds vs. UTSA and tallied his fourth double-double (13 pts and 14 boards).
- Even, what some would say were a "bad" performances versus Georgia Tech and Florida, Gafford still had 14 points,

## MOST HOME WINS IN NCAA SINCE 2011-12

when Anderson took reigns at Arkansas (thru Jan. 9, 2019)

1. Kentucky	128
2. Oregon	125
3. Kansas	125
4. Ohio State	122
5. Louisville	121
6. Michigan State	119
7. Arizona	118
8. ARKANSAS	117
Indiana	117

## THE GAFFORD FILE

### 2019 WOODEN AWARD WATCH LIST

- One of 50 candidates. The John R. Wooden Award presented by Wendy's. Chosen by a preseason poll of national college basketball experts, the list is comprised of 50 student-athletes who are the early front-runners for the most prestigious honors in college basketball, the Wooden Award All American Team and Most Outstanding Player Award.

### 2019 CITIZEN NAISMITH TROPHY WATCH LIST

- One of 50 candidates as named by the Atlanta Tipoff Club for the 2019 Citizen Naismith Trophy Men's Player of the Year honor.

### 2019 LUTE OLSON AWARD WATCH LIST

- One of 40 candidates for the top Division I player in college basketball. The award is determined by a committee consisting of current DI head coaches, retired head coaches, athletic directors and/or conference administrators, members of the national media and collegeinsider.com staff members.

### 2019 KAREEM ABDUL-JABBAR WATCH LIST

- One of 21 candidates as named by the Naismith Memorial Basketball Hall of Fame. The award recognizes the top centers in men's college basketball.

### SEC PLAYER OF THE WEEK (Nov. 20, 2018)

### 2018-19 PRESEASON FIRST TEAM ALL-SEC

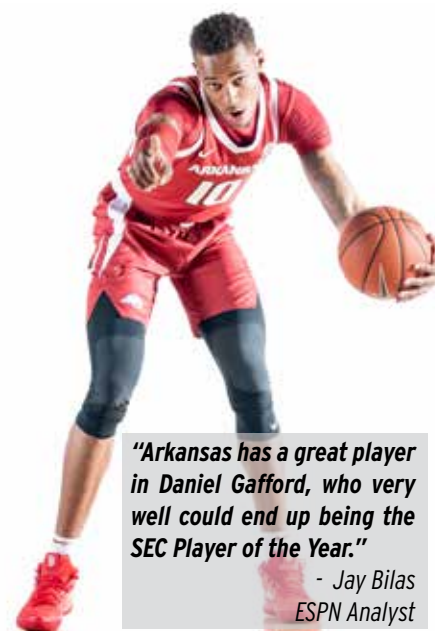
- Media and Coaches**
- 2017-18 SEC ALL-FRESHMAN TEAM**
- Was 3x SEC Freshman of the Week**

### THE 2019 NBA MOCK DRAFTS

- Is projected to be a NBA Lottery pick in the 2019 draft, including (as of Oct. 20, 2018):
  - 7th by NBC Sports
  - 8th by Sports Illustrated
  - 8th by CBS Sports
  - 8th by BustingBrackets.com
  - 9th by Forbes
  - 10th by ESPN
  - 10th by NBADraft.net
  - 11th by Draftsite.com
  - 13th by BleacherReport.com
  - 14th by SBNation.com

### HOW HE SPENT HIS SUMMER

- Invited to participate in the Nike Basketball Academy in Los Angeles. The annual developmental camp allowed 25 highly-touted college basketball players the opportunity to learn and train with current and past NBA superstars through a series of off-court workouts, drills, film sessions and 5-on-5 competition.



*"Arkansas has a great player in Daniel Gafford, who very well could end up being the SEC Player of the Year."*

- Jay Bilas  
ESPN Analyst

**MISCELLANEOUS STATS**
**Double-Figure Scoring Games**

Player	16-17	17-18	18-19	Career
Gafford	NA	22	13	35
Joe	NA	NA	13	13
Jones	NA	NA	10	10
Harris	2	NA	6	8
Bailey	1	3	5	9
Chaney	NA	NA	3	3
Embery-Simpson	NA	NA	2	2
Sills	NA	NA	1	1

**20+ Point Scoring Games**

Player	16-17	17-18	18-19	Career
Gafford	NA	2	4	6
Jones	NA	NA	3	3
Joe	NA	NA	2	2
Bailey	0	0	1	1

**30+ Point Scoring Games**

Player	16-17	17-18	18-19	Career
Joe	NA	NA	1	1
Jones	NA	NA	1	1

**3+ Three-Pointers in a Game**

Player	16-17	17-18	18-19	Career
Joe	NA	NA	10	10
Jones	NA	NA	7	7
Embery-Simpson	NA	NA	1	1
Sills	NA	NA	1	1

**5+ Three-Pointers in a Game**

Player	16-17	17-18	18-19	Career
Joe	NA	NA	4	4
Jones	NA	NA	2	2

**Double Figure Rebounding Games**

Player	16-17	17-18	18-19	Career
Gafford	NA	4	8	12
Jones	NA	NA	1	1

**Double Figure Assists Games**

Player	16-17	17-18	18-19	Career
Harris	0	NA	4	4

**Double-Doubles**

Player	16-17	17-18	18-19	Career
Gafford	NA	3	7	10
Harris	0	NA	2	2
Jones	NA	NA	1	1

**5+ Assist Games**

Player	16-17	17-18	18-19	Career
Harris	1	NA	8	9
Sills	NA	NA	3	3
Jones	NA	NA	2	2

**3+ Steals in a Game**

Player	16-17	17-18	18-19	Career
Joe	NA	NA	4	4
Bailey	0	1	2	3
Jones	NA	NA	2	2
Harris	2	NA	1	3
Embery-Simpson	NA	NA	1	1
Chaney	NA	NA	1	1
Gafford	NA	1	1	2

**3+ Blocks in a Game**

Player	16-17	17-18	18-19	Career
Gafford	NA	13	5	18
Chaney	NA	NA	3	3
Bailey	0	1	2	3

eight rebounds and three blocked shots versus Tech and pulled 12 boards versus Florida.

**Gafford Named SEC Player of the Week**

- After posting career highs and leading the Razorbacks to a win over Indiana, Daniel Gafford was been named the SEC Men's Basketball Player of the Week.
- Gafford scored a career-high 27 points and tied his career high with 12 rebounds while adding three blocked shots and two steals. Gafford was most effective in the second half, scoring 19 points, grabbing seven rebounds and getting two steals. In fact, he was 9-for-10 shooting from the field in the period while the rest of the team was just 5-of-23 from the field and scored 16 points.
- Three times in within the final 11 minutes, Indiana took a one-point lead and, each time, Gafford answered to put the Razorbacks back on top. He additionally broke a 63-63 tie with 5:46 left with one of his four dunks on the evening. In the final seconds, Gafford tipped the ball out after a missed shot that led to a Mason Jones rebound and eventual game-winning free throw with 2.5 seconds left.

**Joe Named SEC Player of the Week**

- Isaiah Joe was named the Southeastern Conference Men's Basketball Player of the Week. Joe scored 34 points - 17 in each half - and made 10-of-13 shots from 3-point range to lead the Razorbacks to a 121-89 victory over FIU.
- Joe joins Courtney Fortson (Dec. 15, 2009) as the only Razorback freshman to be named SEC Player of the Week.
- The 34 points are second (tied) on the Arkansas all-time list for most points by a freshman in a game. Bobby Portis scored 35 as a freshman versus Alabama in 2014. Scotty Thurman scored 34 twice as a freshman. This was just the seventh time a Razorback freshman has ever scored at least 30 points in a game.
- He is just the fourth Razorback (fifth time in school history) to make at least 10 3-pointers in a game and just the 10th player in SEC history (11th time in league history) to make at least 10 in a game. (Arkansas' Rotnei Clarke had at least 10, 3's twice in his career.)
- Joe was 10-for-13 from 3-point range and that .764 percentage ties for the best percentage in SEC history for those that made at least 10 in a game. (Alabama's John Petty was also 10-of-13 last season.)
- After FIU trimmed its deficit to four (24-20) at 8:29 in the first half, Joe drained a 3-pointer and scored 14 points over the next 4:37 to put Arkansas up 20.
- Joe started the game going 1-for-3 from 3-point range. He then made six straight attempts and finished the game making 9-of-his-last-10 from long distance.

**Arkansas is Not Just Young, But Inexperienced Too**

- Arkansas is not only one of the youngest teams in the nation, but also one of the most inexperienced.

TEAMS WITH NO SENIORS	MOST FR/SO ON SCHOLARSHIP	FEWEST UPPERCLASSMEN ON SCHOLARSHIP
<b>ARKANSAS</b>	12 - Duquesne	<b>1 - ARKANSAS</b>
Mount St. Mary's Univ.	<b>11 - ARKANSAS</b>	1 - Duquesne
Seattle / Cal Northridge	11 - Mount St. Mary's Univ.	
Duquesne / North Florida		
Virginia / Cal / UT Arlington		

MOST SCHOLARSHIP NEWCOMERS	FEWEST RETURNING SCHOLARSHIP PLAYERS
13 - Detroit Mercy	1 - Chattanooga
12 - FAU	2 - Duquesne
12 - Seattle	2 - Drake
12 - UT Arlington	<b>3 - ARKANSAS</b>
11 - Missouri State	3 - USF
11 - Duquesne	3 - MTSU
10 - Mount St. Mary's Univ	3 - Missouri State
10 - Belmont	3 - Mount Saint Mary's Univ.
10 - New Mexico	3 - UTA
<b>9 - ARKANSAS</b>	3 - Detroit Mercy
9 - Pepperdine	3 - FAU
9 - MTSU	3 - UT Arlington

*"We have a bunch of piglets but they are starting to develop teeth. Best thing about piglets is they grow up to be Hogs."*

- Mike Anderson

Arkansas Head Basketball Coach

**MOST SEC WINS IN THE...**

LAST 2 YEARS		LAST 3 YEARS		LAST 4 YEARS		LAST 5 YEARS		LAST 6 YEARS	
2017-18		2016-18		2015-18		2014-18		2013-18	
1. Kentucky	26	1. Kentucky	39	1. Kentucky	57	1. Kentucky	69	1. Kentucky	81
2. Florida	25	2. Florida	34	2. ARKANSAS	44	2. Florida	60	2. Florida	74
3. ARKANSAS	22	3. ARKANSAS	31	3. Florida	42	3. ARKANSAS	54	3. ARKANSAS	64
4. Tennessee	21	4. South Carolina	30	4. Texas A&M	41	4. Texas A&M	49	4. Georgia	58
5. Auburn	20	Texas A&M	30	5. Georgia	37	Georgia	49	5. Ole Miss	57
6. South Carolina	19	6. Tennessee	27	6. South Carolina	36	6. Ole Miss	45	6. Texas A&M	56
7. Alabama	18	Vanderbilt	27	Vanderbilt	36	Tennessee	45	Tennessee	56
8. Texas A&M	17	8. Alabama	26	Ole Miss	36	8. Vanderbilt	43	8. Alabama	53
9. Georgia	16	Georgia	26	9. Tennessee	34	9. South Carolina	41	9. Vanderbilt	51
Vanderbilt	16	10. Auburn	25	Alabama	34	Alabama	41	10. LSU	50
11. Ole Miss	15	Ole Miss	25	11. LSU	32	LSU	41	11. South Carolina	45
Miss. State	15	12. Miss. State	22	12. Auburn	29	12. Auburn	35	12. Auburn	38
13. Missouri	12	13. LSU	21	13. Miss. State	28	13. Miss. State	31	Missouri	38
14. LSU	10	14. Missouri	15	14. Missouri	18	14. Missouri	27	14. Miss. State	35

## Team Leaders

### • DEFLECTIONS SEASON

Daniel Gafford	83
Adrio Bailey	54
Reggie Chaney	41
Isaiah Joe	40
Jalen Harris	37
Mason Jones	37
Gabe Osabuohien	35

### MOST IN A GAME 2018-19

10 Daniel Gafford at Colorado State
10 Reggie Chaney vs. UTSA
9 Daniel Gafford vs. Austin Peay
8 Adrio Bailey at Colorado State
7 Daniel Gafford vs. Indiana <b>AND</b> vs. UTSA
7 Isaiah Joe vs. UC Davis
7 Adrio Bailey vs. FIU
7 Reggie Chaney vs. Ga Tech

### • CHARGES TAKEN SEASON

Gabe Osabuohien	10
Isaiah Joe	10
Desi Sills	3
Keyshawn Embery-Simpson	2

### MOST IN A GAME 2018-19

3 Isaiah Joe vs. UT Arlington
2 Gabe Osabuohien vs. UC Davis <b>AND</b> Texas State
2 Isaiah Joe vs. Florida

## Gafford Preseason All-SEC; Hogs Picked 10th

- Daniel Gafford was named to the SEC Men's Basketball Preseason All-Conference first team, as selected by a panel of both league and national media members.
- The Razorbacks, one of a league-record eight teams to play in the NCAA Tournament last season, were picked 10th in the preseason poll.
- The good news for Razorback fans is that Arkansas has exceeded the preseason polls in each of the last five years.

YEAR	PRESEASON	FINISH	Record • SEC
2013-14	8th	5th	22-12 • 10-8
2014-15	3rd	2nd	27-9 • 13-8
2015-16	1th	t-8th	16-16 • 9-9
2016-17	5th	t-3rd	26-10 • 12-6
2017-18	6th	t-4th	23-12 • 10-8
2018-19	10th	??	--

## Did You Know

- Of the **351 teams** in NCAA Division I Basketball:
  - ^ Only **37 teams** have gone to NCAA Tourney in 3 of last 4 years - **INCLUDING ARKANSAS.**
  - ^ Only **28 of those 37** played in last year's NCAA Tournament - **INCLUDING ARKANSAS.**
  - ^ Only **23 of those 28** played in each of the last two NCAA Tournaments - **INCLUDING ARKANSAS.**

## Sustained Success, Elite SEC Company

- The Razorbacks are one of two teams in the league to finish .500 or better in SEC play each of the last six years.

## Slam Dunk; On Pace to Break Last Year's Record

- The Razorbacks threw down 10 dunks in the win over Montana State - the second-best, single-game total in the Mike Anderson era. Arkansas added nine versus FIU.
- Arkansas has 64 dunks in 14 games this season, an average of 4.8 per game.
- Arkansas' 124 dunks in 2017-18 (3.5 per game) were the most of the Mike Anderson era. The only other Arkansas team to reach 100 dunks in a season was the 2014-15 team who totaled exactly 100 dunks.

## Percentages Not in Returners Favor

- With three returning players, the 10 newcomers will be counted on heavily to fill several roles.

	Returning	Lost
Scoring .....	576 / 20.4%	2243 / 79.6%
• 3-Pointers Made .....	2 / 0.1%	267 / 99.9%
• FT Made .....	108 / 20.0%	432 / 80.0%
Rebounding .....	327 / 27.1%	880 / 72.9%
Assists .....	49 / 9.8%	452 / 90.2%
Blocked Shots .....	97 / 59.5%	66 / 40.5%
Steals .....	38 / 17.4%	180 / 82.6%

## Anderson's Teams Take Care of the Ball

- In each of the last six years, Arkansas basketball has ranked first or second in the SEC in assist-to-turnover ratio.
  - **SEC RANK IN ASSIST-TO-TURNOVER RATIO** ..... **2ND (1.32) 2018-19**
    - 2nd (1.31) 2017-18
    - 1st (1.46) 2015-16
    - 1st (1.53) 2013-14
    - 2nd (1.17) 2016-17
    - 2nd (1.35) 2014-15
    - 2nd (1.48) 2012-13
- Also, in Anderson's first five years, Arkansas led the SEC in turnover margin. The Razorbacks' turnover margin last season was 3.1 (same as their league-leading ratio from 2015-16 season), but it was only good for third last season.
  - **SEC RANK IN TURNOVER MARGIN**
    - 1st (3.1) 2015-16
    - 1st (5.5) 2013-14
    - 1st (3.3) 2011-12
    - 1st (3.8) 2014-15
    - 1st (5.9) 2012-13

## Familiar Foe in the Big 12/SEC Challenge

- Arkansas will travel to Lubbock, Texas to play in the Big 12/SEC Challenge versus Texas Tech, which reached the Elite 8 last season before falling to eventual national champion, Villanova.
- In the 78 previous meetings with the Red Raiders, Arkansas and Texas Tech are all square at 39-39.
- The last time the teams met, which was in the 2016 edition of the Big 12/SEC Challenge, the Razorbacks won, 75-68, in overtime. Arkansas has won five of the last six in the series with Texas Tech and 11 of the last 15.
- Arkansas will be playing in its fifth consecutive Big 12/SEC Challenge. The Razorbacks are 2-2 in the Big 12/SEC Challenge with wins over Texas Tech (2016) and Oklahoma State (2018). Arkansas lost at Iowa State (2015) and at Oklahoma State (2017).

## • ABOUT ARKANSAS •

### ABOUT ARKANSAS

Location .....	Fayetteville, Ark.
Enrollment .....	27,558
Founded .....	1871
Colors .....	Cardinal (PMS 201) and White
Nickname .....	Razorbacks
Conference .....	Southeastern (SEC)
Arena (Capacity) .....	Bud Walton Arena (19,200)

### ADMINISTRATION

System President .....	Dr. Donald R. Bobbitt
Chancellor .....	Dr. Joseph E. Steinmetz
Athletic Director .....	Hunter Yurachek
Faculty Representative .....	Gerald Jordan

### COMMUNICATIONS

Basketball SID .....	Mike Cawood
Email .....	tmcawood@uark.edu
Cell Phone .....	479-236-2090
Office Phone .....	479-575-3114
Office Fax .....	479-575-7481
Athletic Website .....	ArkansasRazorbacks.com
Arkansas Ticket Office .....	479-575-5151

### HISTORY

First Year .....	1923-24
Seasons .....	96th
Overall Conference Championships .....	24 (2 SEC, 22 SWC)
SEC Overall Championships .....	2 (1992, 1994)
SEC Division Championships .....	4 (1992, 1993, 1994, 1995)
SEC Tournament Championships .....	1 (2000)
NCAA Tournament Appearances .....	33*
National Championships .....	1 (1994)
National Runner-Up .....	1 (1995)
NCAA Final Fours .....	6 (1941, 1945, 1978, 1990, 1994, 1995)
NCAA Elite Eight .....	10
NCAA Sweet 16 .....	10
NIT Record (App.) .....	5-4 (3)

\* - Arkansas received a bid in 1944 but was unable to participate due to a car accident. Total number of bids is 33 and total number of appearances is 32.

## Mike'd Up Radio Show

- Featuring Mike Anderson and Chuck Barrett
- Sassy's Red House College Avenue (479-856-6966)
  - Monday, Jan. 21 7-8 pm
  - Monday, Jan. 28 7-8 pm
  - Monday, Feb. 4 7-8 pm
  - Monday, Feb. 18 7-8 pm
  - Monday, Mar. 4 7-8 pm

## SEC TELECONFERENCE

### MONDAY, JAN. 14

Thursday, Jan. 24	Monday, Feb. 4
Monday, Feb. 18	Monday, March 4
Monday, March 11	Monday, March 18

### Order of Appearance (ALL TIMES CENTRAL):

10:00 a.m.	Bryce Drew, Vanderbilt
10:07 a.m.	Michael White, Florida
10:14 a.m.	Frank Martin, South Carolina
10:21 a.m.	Tom Crean, Georgia
10:28 a.m.	Will Wade, LSU
10:35 a.m.	John Calipari, Kentucky
10:42 a.m.	Rick Barnes, Tennessee
<b>10:49 A.M. MIKE ANDERSON, ARKANSAS</b>	
10:56 a.m.	Avery Johnson, Alabama
11:03 a.m.	Bruce Pearl, Auburn
11:10 a.m.	Kermit Davis, Ole Miss
11:17 a.m.	Ben Howland, Mississippi State
11:24 a.m.	Cuonzo Martin, Missouri
11:31 a.m.	Billy Kennedy, Texas A&M



**• MIKE ANDERSON RECORD BREAKDOWN •**

**Overall: ..... 361-188 (.658)**  
Home: ..... 245-43  
Away: ..... 65-104  
Neutral: ..... 51-41

**At Arkansas: ..... 161-90 (.641)**  
Home: ..... 117-19  
Away: ..... 26-50  
Neutral: ..... 18-20

**Against Ranked Teams: ..... 29-55**  
at Arkansas: ..... 13-21  
Home: ..... 18-14, 10-5 at Arkansas  
Away: ..... 4-27, 2-9 at Arkansas  
Neutral: ..... 6-14, 0-7 at Arkansas

**One-Possession Games: ..... 48-39**  
at Arkansas: ..... 24-17  
Home: ..... 24-9, 14-4 at Arkansas  
Away: ..... 16-21, 7-8 at Arkansas  
Neutral: ..... 8-9, 3-5 at Arkansas

**Decided by 5 Pts / Less: ..... 71-62**  
at Arkansas: ..... 38-25  
Home: ..... 34-16, 20-6 at Arkansas  
Away: ..... 27-33, 14-14 at Arkansas  
Neutral: ..... 10-13, 4-5 at Arkansas

**In Overtime Games: ..... 12-12**  
at Arkansas: ..... 8-7  
Home: ..... 9-1, 6-1 at Arkansas  
Away: ..... 3-8, 2-4 at Arkansas  
Neutral: ..... 0-3, 0-2 at Arkansas

**Conference Games: ..... 156-112**  
at Arkansas: ..... 71-55  
Home: ..... 101-33, 47-16 at Arkansas  
Away: ..... 55-79, 24-39 at Arkansas

**Scoring Below 50 Points: ..... 0-4**  
at Arkansas: ..... 0-2  
Home: ..... 0-0, 0-0 at Arkansas  
Away: ..... 0-4, 0-2 at Arkansas  
Neutral: ..... 0-0, 0-0 at Arkansas

**Scoring 50-59 Points: ..... 5-28**  
at Arkansas: ..... 3-14  
Home: ..... 2-7, 2-3 at Arkansas  
Away: ..... 1-16, 0-10 at Arkansas  
Neutral: ..... 2-5, 1-1 at Arkansas

**Scoring 60-69 Points: ..... 43-70**  
at Arkansas: ..... 17-37  
Home: ..... 21-14, 11-5 at Arkansas  
Away: ..... 15-38, 4-21 at Arkansas  
Neutral: ..... 7-18, 2-11 at Arkansas

**Scoring 70-79 Points: ..... 99-59**  
at Arkansas: ..... 47-26  
Home: ..... 58-15, 28-7 at Arkansas  
Away: ..... 27-29, 13-12 at Arkansas  
Neutral: ..... 14-15, 6-7 at Arkansas

**Scoring 80-89 Points: ..... 121-24**  
at Arkansas: ..... 46-10  
Home: ..... 87-7, 37-5 at Arkansas  
Away: ..... 15-14, 4-4 at Arkansas  
Neutral: ..... 19-3, 5-1 at Arkansas

**Scoring 90-99 Points: ..... 67-1**  
at Arkansas: ..... 35-0  
Home: ..... 59-0, 30-0 at Arkansas  
Away: ..... 3-1, 1-0 at Arkansas  
Neutral: ..... 3-0, 2-0 at Arkansas

**Scoring 100 or More Points: ..... 24-1**  
at Arkansas: ..... 11-0  
Home: ..... 18-0, 9-0 at Arkansas  
Away: ..... 1-1, 1-0 at Arkansas  
Neutral: ..... 5-0, 1-0 at Arkansas

**Anderson Honored by Brandon Burlsworth Foundation**

- This past August, University of Arkansas head basketball coach Mike Anderson was honored at the annual Brandon Burlsworth Foundation Legends Dinner. Anderson is the ninth Legend the Burlsworth Foundation has honored.
- "The Legends Dinner recognizes a person each year who has made great contributions to our state," said Marty Burlsworth, Chairman/CEO and Founder of the Brandon Burlsworth Foundation. "Coach Anderson has a long history with the University and the state of Arkansas, so it was an easy choice for our board of directors to honor him in this way."
- Anderson is one of four Division I coaches with 15-plus years of head coaching experience and has never experienced a losing season while being the only coach to accomplish the feat at three different programs. In his first 16 years of being a head coach, Anderson has led his teams to 11 postseason berths, including nine NCAA Tournament appearances, and posted 11, 20-win seasons.
- While his on-court success is evident, Coach Anderson is equally a champion in the community. He created his own Mike Anderson Foundation, which provides funding for programs focused on preventative health care education and assists organizations that offer nutritional support for children. Anderson is active with the Yvonne Richardson Center and Samaritan's Feet. Also, each year at the annual Red-White Game, fans get in free with a canned food item, which helps support the Northwest Arkansas Food Bank. In fact, Anderson has done similar food drives as the head coach at Missouri and UAB as well as assist with Special Olympics at all three stops.

**Moncrief Enshrined in Hall of Fame; Joins Richardson and Sutton in Hall**

- Last March, Arkansas legend Sidney Moncrief was elected to the National Collegiate Basketball Hall of Fame Class of 2018. The ceremony was **Sunday, Nov. 18** in Kansas City. Others being inducted into the class are Arizona's Sean Elliott, Houston's Otis Birdsong, North Carolina's Sam Perkins, Morgan State's Marvin Webster and USC's Paul Westphal will join former Charleston coach John Kresse and former Oregon Tech coach Danny Miles.
- Moncrief becomes the third Razorback to be inducted into the National Collegiate Basketball Hall of Fame, joining his former coach Eddie Sutton who was selected in 2011 and Nolan Richardson who entered in 2008. All three Arkansas legends have a banner hanging in the rafters of Bud Walton Arena.
- One of the Arkansas' famed "Triplets", Moncrief ended his career as Arkansas's leader in scoring (he ranks second now behind Todd Day) with 2,066 points from 1976-79. He poured in 600-plus points each of his last two years in Fayetteville, one of just four Razorbacks to score more than 600 points during two separate seasons.
- Moncrief helped lead Arkansas to two Elite Eight appearances and the 1978 Final Four, when the Razorbacks recorded Arkansas' first of five total 30-win seasons in program history, going 32-4 overall. A 14-time All-American, Moncrief's name is scattered all through Arkansas' record book and he was named All-Southwest Conference his last three years as a Razorback, while being named to the 1978 NCAA Tournament All-Regional West Team and to the 1979 All-Regional Midwest Team.
- Moncrief was drafted fifth overall in the 1979 NBA Draft to the Milwaukee Bucks, where he spent his first 11 NBA seasons, before finishing his career in Atlanta in 1990-91. The Little Rock native was just the second Razorback in school history to be selected in the first round of the NBA Draft and remains as the only player to be taken in the top five. While in Milwaukee, Moncrief earned All-NBA first team honors once (1983) and second team honors four times (1982-85 and 1986). The five-time All-Star was also named to the NBA's All-Defensive first team four years (1983-86) and second team in 1982, along with earning NBA Defensive Player of the Year honors two seasons (1982-83 and 1983-84). During his 12-year NBA career, Moncrief averaged 15.6 points, 4.7 rebounds and 3.6 assists per game.

**Signee Justice Hill Joins Team**

- On Nov. 14, 2018, Arkansas men's head basketball coach Mike Anderson announced Justice Hill signed a National Letter of Intent. Hill graduated high school in December 2018 and, on Jan. 3, 2019, Hill began practicing with the Razorback basketball team.
- "Obviously, we are very excited to have Justice join our family," Anderson said. "He committed to us as a freshman and has continued to grow both as a player and a person. He is an excellent student and athlete who comes from an outstanding family. Justice possesses good court vision, has really good basketball instincts and is athletic. He will be a perfect fit for our 'FASTEST40' style of play."
- Through his junior season, Hill was rated the #3 overall prospect in Arkansas and #36-best point guard in the nation by 247Sports.com ... Also a three-star recruit by Rivals.com, which has him as the 48th-best point guard in the nation.
- Named to the 2018 5A All-State basketball team as a junior as he averaged 19.5 points, six assists, four steals and four rebounds ... As a sophomore, averaged 15 points, four rebounds, three assist and two steals.
- Played summer ball with the Arkansas Hawks, teaming with current Razorbacks Isaiah Joe, Desi Sills and Ethan Henderson.
- A standout quarterback for the Little Rock Christian football team and received several FBS football scholarship offers as well ... Named the **2018-19 Gatorade Arkansas Football Player of the Year** Passed for 3,034 yards with 37 touchdowns and 4 interceptions and rushed for 1,000 yards and 21 touchdowns ... In the playoffs, accounted for seven touchdowns in the both the quarterfinals and semifinals ... **Was the game MVP in leading the Warriors to their first state championship** beating four-time defending champion Pulaski Academy ... In the title game, accounted for 330 yards and four touchdowns, including two passing and two rushing ... Completed 12-of-25 passes for 218 yards ... On the ground, he had 112 yards on 15 carries.
- Finished second in the 2018 5A state championship in the high jump (6-2) and placed fifth at the state meet in the long jump (21-1.75).
- High school head coach is Clarence Finley ... Arkansas Hawks AAU coach is Bill Ingram.
- Son of Dr. Fitz Hill, who was an assistant football coach at Arkansas under Jack Crowe, Danny Ford and Houston Nutt from 1992-2000 and went on to be the head coach at San Jose State (2001-04).



## • THE LAST TIME •

### POINTS »

- Scored 100+ : 12/01/18 - 121 vs. FIU
- Scored 100+ in an SEC game: 02/10/15 - 101 vs. Auburn
- Scored fewer than 50: 02/09/16 - 46 at Mississippi State

### Overtime Games »

- Played in an OT game: 11/09/18 vs Texas, L, 73-71 (OT)
- Played in a 2OT game: 01/23/18 at Georgia, W, 80-77 (2 OT)
- Played in a 3OT game: 02/09/80 vs. Houston, L, 90-84 (3 OT)

### Versus Top-25 opponents »

- Beat an AP Top 25 team: 03/09/18 vs. No. 23 Florida, W, 80-72
- Beat an AP Top 20 team: 02/27/18 vs. No. 14 Auburn, W, 91-82
- Beat an AP Top 15 team: 02/27/18 vs. No. 14 Auburn, W, 91-82
- Beat an AP Top 10 team: 01/27/16 vs. No. 5 Texas A&M, W, 74-71
- Beat an AP Top 5 team: 01/27/16 vs. No. 5 Texas A&M, W, 74-71

### Versus Top-25 opponents on the road »

- Beat an AP Top 25 team on road: 02/15/17 at No. 21 South Carolina, W, 83-76
- Beat an AP Top 5 team on road: 02/09/94 at No. 4 Kentucky, W, 90-82

### Double-Doubles »

- Two players in same game: 12/15/18 vs. UTSA
- Daniel Gafford (13 pts, 14 rebs) and Jalen Harris (11 pts, 10 assists)

### 3-Point Shooting »

- 10+ 3FGM in a game: 01/05/19 - 10 at Texas A&M
- 15+ 3FGM in a game: 01/09/16 - 16 vs. Mississippi State

### At the Charity Stripe »

- Attempted 40+ FT in a game: 12/22/18 - 40 vs. Texas State
- MADE 20+ FT in a game: 12/22/18 - 28 (of 40) vs. Texas State
- MADE 30+ FT in a game: 11/23/18 - 34 vs. UTA

### ASSISTS »

- Had 20+ assists: 12/28/18 - 21 vs. Austin Peay
- Had 25+ assists: 12/05/18 - 28 vs. Colorado State
- Had 20+ assists in back-to-back games: 12/01/18 (27 vs. FIU)
- 12/05/17 (29 vs. Montana State)
- 12/28/18 vs. Austin Peay
- Had 2 players with 5+ assists: 12/28/18 vs. Austin Peay
- Jalen Harris - 7, Desi Sills - 5
- Had 3 players with 5+ assists: 11/21/18 vs. Montana State
- Jalen Harris - 11, Isaiah Joe - 5, Desi Sills - 5

### Points »

- Scored 30-39 points in a game: by Mason Jones - 01/09/19 (30) vs. Florida
- Scored 40-49 points in a game: by Todd Day - 01/11/92 (43) vs. LSU
- Scored 50+ points in a game: by Rotnei Clarke - 11/13/09 (51) vs. Alcorn State

### Double-Doubles »

- Points/Rebounds: 01/05/19 at Texas A&M
- 11 pts & 11 rebs by Daniel Gafford
- Points/Assists: 12/15/18 vs. UTSA
- 11 pts and 10 assists by Jalen Harris

### Rebounds »

- Had 15+ rebounds in a game: by Bobby Portis - 03/07/15 (15) vs. LSU
- Had 20+ rebounds in a game: by Nick Davis - 11/21/97 (23) vs. Jackson State

### Three-Point Shooting »

- 5+ 3FGM in a game: by Mason Jones - 12/19/18 (5-of-13) vs. GA Tech

### AT THE CHARITY STRIPE »

- 10+ FTA in a game: by Mason Jones - 01/19/19 (13 / 12-of-13) vs. Florida
- 10+ FT Made: by Mason Jones - 01/19/19 (12 / 12-of-13) vs. Florida.

### Assists »

- 5+ assists in a game: by Jalen Harris - 01/05/19 (9) at Texas A&M
- 10+ assists in a game: by Jalen Harris - 12/15/18 (10) vs. UTSA
- Consecutive 5+ assists games: by Jalen Harris - 12/28/18 (7) vs. Austin Peay
- 01/05/19 (9) at Texas A&M
- Six straight 5+ assists games: by Jalen Harris 11/21/18 (11) vs. Montana St.
- 11/23/18 (6) vs. UTA
- 12/01/18 (10) vs. FIU
- 12/05/18 (12) at Colorado State
- 12/08/18 (7) vs. Western Kentucky
- 12/15/18 (10) vs. UTSA
- Consecutive 10+ assists games: by Jalen Harris - 12/01/18 (10) vs FIU
- 12/05/18 (12) at Colorado State

### Blocks »

- Had 3+ blocks in a game: by D. Gafford - 12/28/18 - (4) vs. Austin Peay
- Had 5+ blocks in a game: by Daniel Gafford - 02/27/18 - (7) vs. Auburn

### Steals »

- Had 5+ steals in a game: 12/28/18 - 5 by Isaiah Joe vs. Montana State
- Had consecutive 5+ steal games: 01/01/06 - by Ronnie Brewer (5) vs. W. Illinois
- 01/07/06 (5) vs. Mississippi State

## • RAZORBACK/IMG SPORTS NETWORK RADIO AFFILIATES •

Batesville (Games)  
Batesville (Coaches Show)  
Camden (Games)  
Camden (Coaches Show)  
Crossett  
Crossett  
De Queen  
DeWitt  
El Dorado  
Fayetteville  
Fayetteville (Games)  
Fayetteville

KWOZ-FM 103.3  
KBTA-AM 1340  
KAMD-FM 97.1  
KCXY-FM 95.3  
KAGH-AM 800  
KAGH-FM 104.9  
KDQN-FM 92.1  
KDEW-FM 97.3  
KAGL-FM 93.3  
KOSM-FM 92.1  
KYNG-AM 1500  
KAKS-FM 99.5  
Fayetteville  
Fayetteville  
Fayetteville  
Forrest City  
Fort Smith  
Glenwood  
Glenwood  
Hot Springs/Mena  
Jonesboro  
Little Rock  
Magnolia  
Marshall

KUOA-AM 1290  
KUOA-FM 95.3  
KBVA-FM HD3 106.5  
KBFC-FM 93.5  
KERX-FM 95.3  
KHGZ-AM 670  
KHGZ-FM 98.9  
KTG FM 96.3  
KEGI-FM 100.5  
KABZ-FM 103.7  
KZHE-FM 100.5  
KBCN-FM 104.3  
Mena  
Mena / Hot Springs  
Monett, Mo.  
Monticello  
Morrilton  
Mountain Home  
Ozark  
Ozark  
Searcy  
Texarkana, Texas  
Wynne

KENA-FM 104.1  
KTTG-FM 96.3  
KKBL-FM 95.9  
KGPO-FM 99.9  
KCON-FM 99.3  
KOMT-FM 93.5  
KDYN-AM 1540  
KDYN-FM 96.7  
KRZS-FM 99.1  
KTKK-AM 1400  
KWYN-FM 92.5

**• 2018-19 RECORD BREAKDOWN •**
**RECORD BREAKDOWN**

At Home (Bud Walton Arena)	7-3
On The Road	2-0
Neutral	1-1
White Uniforms	8-3
Cardinal Uniforms	2-0
Cardinal/Camo Armed Forces Classic Uniform	0-1

**GENERAL**

When Arkansas controls the tip	6-3
When opponent controls the tip	4-1
When Arkansas scores first	7-4
When opponent scores first	3-0

**LEADS AND DEFICITS**

Leading at the half – home	7-2
Leading at the half – road/neutral	3-0
Tied at the half – home	0-0
Tied at the half – road/neutral	0-0
Trailing at the half – home	0-1
Trailing at the half – road/neutral	0-1
Games decided by 5 points or fewer	3-3
Games decided by 10 points or fewer	3-4
Leading with 5:00 left in regulation	8-2
Leading with 2:00 left in regulation	10-2
Overtime games	0-1

**OFFENSE**

Scoring less than 70 points	0-2
Scoring 70-79 points	6-2
Scoring 80-89 points	1-0
Scoring 90-99 points	2-0
Scoring 100+ points	1-0
2 Players Or Less in Double Figures	0-1
3 Players in Double Figures	1-1
4 Players in Double Figures	7-2
5 Players in Double Figures	1-0
6 Players in Double Figures	1-0
7 Players in Double Figures	0-0
1 Player Scores 20+ Points	3-1
2 Players Score 20+ Points	2-0
When shooting 50 percent or higher	3-0
When shooting less than 50 percent	7-4

**REBOUNDING/TURNOVERS**

When out-rebounding opponent	5-0
When out-rebounded	5-4
When rebounds are even	0-0
When grabbing 10+ offensive reb	7-3
When forcing 15+ turnovers	6-1
When committing less than 15 turnovers	6-0
When committing 15+ turnovers	4-4

**When Top Scorer Is (Includes Ties)**

Daniel Gafford	Season: 3-1	Career: 7-2
Mason Jones	Season: 4-2	Career: 4-2
Isaiah Joe	Season: 2-1	Career: 2-1
Jalen Harris	Season: 1-0	Career: 1-0

**When Top Rebounder Is (Includes Ties)**

Daniel Gafford	Season: 8-4	Career: 22-9
Adrio Bailey	Season: 0-0	Career: 1-0
Mason Jones	Season: 1-0	Career: 1-0
Reggie Chaney	Season: 1-0	Career: 1-0

**Months**

In November	4-1
In December	5-2
In January	1-1
In February	0-0
In March	0-0

# #DUNKPALACE

**DUNKS BY PLAYER CAREER '18-19**

Daniel Gafford	114	39
Adrio Bailey	31	10
Reggie Chaney	7	7
Jalen Harris	5	5
Isaiah Joe	1	1
Gabe Osabuohien	4	1
Desi Sills	1	1
<b>TOTALS</b>	<b>164</b>	<b>64</b>

**MOST DUNKS IN A HALF 2018-19**

6	1st	Montana State (11/21/18)
5	2nd	FIU (12/01 / APSU (12/28)

**RECORD BY DUNKS 2018-19**

5+ Dunks	6-0
4+ Dunks	0-1
2+ Dunks	4-1
1 Dunk	0-1
Held Without a Dunk	0-0

**• DUNKS IN A GAME •  
(ANDERSON ERA)**

Dunks	Opponent	Year
12	Samford	2017-18
<b>10</b>	<b>MONTANA STATE</b>	<b>2018-19</b>
<b>9</b>	<b>FIU</b>	<b>2018-19</b>
8	Auburn	2017-18
8	Mississippi State	2012-13
7	Troy	2017-18
7	Fresno State	2017-18
7	Minnesota	2012-13
7	Alabama A&M	2012-13
7	Northwestern State	2015-16
7	Northwestern State	2014-15
7	Vanderbilt	2014-15

**64 DUNKS IN 14 GAMES (4.6 avg)**


*Of Gafford's career 255 field goals made, 45 percent (114 total) have been dunks.*



**Daniel Gafford has more dunks  
than FIVE SEC teams »**

<div> <b>2018-19 SEC STANDINGS</b> </div>										
THROUGH THURSDAY – JAN. 10										
	SEC	PCT.	HOME	AWAY	OVERALL	PCT.	HOME	ROAD	NEUTRAL	STRK
LSU	1-0	1.000	1-0	0-0	11-3	.786	9-0	0-1	2-2	W4
Ole Miss	2-0	1.000	1-0	1-0	12-2	.857	7-0	2-1	3-1	W9
South Carolina	2-0	1.000	1-0	1-0	7-7	.500	5-4	1-2	1-1	W3
Tennessee	2-0	1.000	1-0	0-0	12-1	.923	9-0	1-0	2-1	W8
Arkansas	1-1	.500	0-1	1-0	10-4	.714	7-3	2-0	1-1	L1
Florida	1-1	.500	0-1	1-0	9-5	.643	5-2	1-1	3-2	W1
Georgia	1-1	.500	1-0	0-1	9-5	.643	7-1	0-2	2-2	W1
Kentucky	1-1	.500	1-0	0-1	11-3	.786	9-0	1-1	1-2	W1
Alabama	1-1	.500	1-0	0-1	10-4	.714	7-1	1-2	2-1	L1
Mississippi State	0-1	.000	0-0	0-1	12-2	.857	8-0	1-1	3-1	L1
Auburn	0-1	.000	0-0	0-1	11-3	.786	8-0	1-2	2-1	L1
Missouri	0-1	.000	0-1	0-0	9-4	.643	6-2	0-1	3-1	L1
Vanderbilt	0-2	.000	0-1	0-1	9-5	.643	8-2	1-1	0-2	L2
Texas A&M	0-2	.000	0-1	0-1	6-7	.462	5-3	1-2	0-2	L3

AP (1/7)			
1 Duke (37)	12-1	1535	
2 Michigan (9)	15-0	1499	
<b>3 Tennessee (13)</b>	<b>12-1</b>	<b>1481</b>	
4 Virginia (5)	13-0	1471	
5 Gonzaga	14-2	1319	
6 Michigan State	13-2	1291	
7 Kansas	12-2	1159	
<b>8 Texas Tech</b>	<b>13-1</b>	<b>1109</b>	
9 Virginia Tech	13-1	1093	
10 Nevada	14-1	920	
<b>11 Auburn</b>	<b>11-2</b>	<b>919</b>	
12 North Carolina	11-3	889	
13 Florida State	12-2	879	
<b>14 Mississippi State</b>	<b>12-1</b>	<b>683</b>	
15 North Carolina State	13-1	674	
16 Ohio State	12-2	620	
17 Houston	15-0	565	
<b>18 Kentucky</b>	<b>10-3</b>	<b>520</b>	
19 Buffalo	13-1	434	
20 Iowa State	12-2	344	
21 Marquette	12-3	340	
<b>22 Indiana</b>	<b>12-3</b>	<b>245</b>	
23 Oklahoma	12-2	243	
24 St. John's	14-1	221	
25 TCU	12-1	99	

RECEIVING VOTES: Villanova 56, Wisconsin 45, Iowa 40, Minnesota 23, Purdue 20, Nebraska 15, Maryland 14, Seton Hall 14, **Alabama 7**, UCF 6, Louisville 3, **Texas 2**, Arizona St 1, **Florida 1**, North Texas 1.

USA TODAY COACHES (1/7)			
1 Virginia (11)	13-0	741	
2 Duke (8)	12-1	735	
<b>3 Tennessee (6)</b>	<b>12-1</b>	<b>721</b>	
4 Michigan (6)	15-0	714	
5 Michigan State	13-2	621	
6 Gonzaga	14-2	618	
7 Virginia Tech	13-1	559	
<b>8 Texas Tech</b>	<b>13-1</b>	<b>527</b>	
9 Kansas	12-2	517	
<b>10 Auburn</b>	<b>11-2</b>	<b>453</b>	
11 Nevada	14-1	428	
12 North Carolina	11-3	405	
13 Florida State	12-2	393	
<b>14 Mississippi State</b>	<b>12-1</b>	<b>363</b>	
15 Houston	15-0	337	
16 North Carolina State	13-1	325	
17 Ohio State	12-2	295	
<b>18 Kentucky</b>	<b>10-3</b>	<b>225</b>	
19 Marquette	12-3	190	
20 Buffalo	13-1	157	
21 Iowa State	12-2	145	
22 Oklahoma	12-2	128	
23 St. John's	14-1	96	
<b>24 Indiana</b>	<b>12-3</b>	<b>94</b>	
25 Iowa	12-3	68	

RECEIVING VOTES: Wisconsin 49, Villanova 45, TCU 44, Nebraska 20, UCF 14, Arizona State 13, Seton Hall 11, North Texas 9, Minnesota 7, Furman 5, **Texas 2**, Kansas State 1.

### ARKANSAS IN THE RANKINGS

WEEK	AP	COACH	NET
Preseason	--	--	NA
Nov. 12	--	--	NA
Nov. 19	RV (1)	--	59
Nov. 26	RV (6)	RV (1)	53
Dec. 3	RV (3)	--	36
Dec. 10	--	--	60
Dec. 17	--	--	64
Dec. 24	--	--	95
Dec. 31	--	--	84
Jan. 7	--	--	71
Jan. 14			
Jan. 21			
Jan. 28			
Feb. 4			
Feb. 11			
Feb. 18			
Feb. 25			
Mar. 4			
Mar. 11			
FINAL			

The last time Arkansas was ranked in the AP Poll...

Top 25:	#22	01/01/18
Top 15:	#15	11/14/00
Top 10:	#6	1995 Final Poll
Top 5:	#5	03/07/95
No. 1:	#1	'94-95 Preseason

Saturday, January 12	TV	CT
*Ole Miss at Mississippi State	CBS	Noon
*Missouri at South Carolina	SEC Network	Noon
*Texas A&M at Alabama	SEC Network	2:30 p.m.
*Georgia at Auburn	ESPN2/U	3:00 p.m.
*Tennessee at Florida	ESPN/2	5:00 p.m.
<b>*LSU at Arkansas</b>	<b>SEC Network</b>	<b>5:00 p.m.</b>
*Vanderbilt at Kentucky	SEC Network	7:30 p.m.

Tuesday, January 15	TV	CT
<b>*Arkansas at Tennessee</b>	<b>ESPN2</b>	<b>6:00 p.m.</b>
*Florida at Mississippi State	SEC Network	6:00 p.m.
*Kentucky at Georgia	ESPN	6:00 p.m.
*LSU at Ole Miss	SEC Network	8:00 p.m.

Wednesday, January 16	TV	CT
*Auburn at Texas A&M	ESPN2/U	6:00 p.m.
*South Carolina at Vanderbilt	SEC Network	6:00 p.m.
*Alabama at Missouri	SEC Network	8:00 p.m.

Saturday, January 19	TV	CT
*Florida at Georgia	CBS	Noon
<b>*Arkansas at Ole Miss</b>	<b>SEC Network</b>	<b>Noon</b>
*Alabama at Tennessee	ESPN2/U	2:00 p.m.
*Missouri at Texas A&M	SEC Network	3:30 p.m.
*Kentucky at Auburn	ESPN/2	4/6:00 p.m.
*South Carolina at LSU	SEC Network	6:00 p.m.
*Mississippi State at Vanderbilt	SEC Network	8:30 p.m.

Tuesday, January 22	TV	CT
*Auburn at South Carolina	SEC Network	5:30 pm
*Mississippi State at Kentucky	ESPN/2	6:00 pm
*Texas A&M at Florida	SEC Network	7:30 pm
*Ole Miss at Alabama	ESPN/U	8:00 pm

Wednesday, January 23	TV	CT
*Tennessee at Vanderbilt	ESPN2/U	6:00 pm
*Georgia at LSU	SEC Network	6:00 pm
<b>*Missouri at Arkansas</b>	<b>SEC Network</b>	<b>8:00 pm</b>

## #PROHOGS

<b>37</b>	» Arkansas has had 37 all-time NBA Draft selections from 35 different players in program history.
<b>16</b>	» The Razorbacks have 16 All-Star game appearances by Joe Johnson (7), Sidney Moncrief (5) and Alvin Robertson (4).
<b>12</b>	» Arkansas has 12 first round NBA Draft picks in program history with Sidney Moncrief going No. 5 overall in 1979.

### #PROHOGS

Arkansas has had 29 former players go on to play in the NBA and three are currently on active rosters. Also, Corliss Williamson, currently with Phoenix, is in his sixth season as an assistant coach in the NBA.

Player	Team	Yrs	Draft Class
Patrick Beverley	Clippers	7th	2009 - 42nd (LAC)
Daryl Macon *	Mavericks	1st	2018-FA
Bobby Portis	Bulls	4th	2015 - 22nd (CHI)

\* - signed two-way contract with the Mavericks and their G League affiliate Texas Legends.

### G League

Jaylen Barford	Greensboro Swarm	1st Year
Dusty Hannahs	Memphis Hustle	2nd Year
Michael Qualls	Wisconsin Herd	2nd Year



## Arkansas in the 2018-19 NCAA/SEC

(Through Games of Jan. 9, 2018)

TEAM IN THE NCAA/SEC	NCAA	SEC	NO.
3-pt Field Goal Attempts (351 ranked)	202	5	329
Assist Turnover Ratio (351 ranked)	48	2	1.32
Assists Per Game (351 ranked)	19	2	17.4
Blocked Shots Per Game (351 ranked)	7	4	5.9
Defensive Rebounds per Game (351 ranked)	49	4	27.86
Fewest Fouls (351 ranked)	236	14	293
Fewest Turnovers (351 ranked)	86	5	184
Field-Goal Percentage (351 ranked)	202	11	44.3
Field-Goal Percentage Defense (351 ranked)	18	2	38.4
Free Throw Attempts (351 ranked)	42	2	364
Free Throws Made (351 ranked)	96	6	234
Free-Throw Percentage (351 ranked)	317	14	64.3
Offensive Rebounds Per Game (351 ranked)	117	9	11.14
Personal Fouls Per Game (351 ranked)	326	14	20.9
Rebound Margin (351 ranked)	233	14	-0.7
Scoring Defense (351 ranked)	126	7	69.4
Scoring Margin (351 ranked)	68	8	9.6
Scoring Offense (351 ranked)	72	8	79
Steals Per Game (350 ranked)	51	4	8.1
Three Pt FG Defense (351 ranked)	27	2	29.2
Three-Point Field Goals Per Game (351 ranked)	151	6	8
Three-Point Field-Goal Percentage (351 ranked)	179	10	34
Total 3-point FGM (351 ranked)	199	6	112
Total Assists (351 ranked)	61	2	243
Total Blocks (351 ranked)	13	4	82
Total Rebounds (351 ranked)	176	4	546
Total Rebounds Per Game (351 ranked)	57	5	39
Total Steals (350 ranked)	91	4	113
Turnover Margin (347 ranked)	66	3	2.7
Turnovers Forced (350 ranked)	57	5	15.86
Turnovers Per Game (351 ranked)	151	4	13.1
Won-Lost Percentage (351 ranked)	79	7	71.4

RAZORBACKS IN THE NCAA/SEC	PLAYER	NCAA	SEC	NO.
3-pt Field Goal Attempts (244 ranked)	Isaiah Joe	53	2	117
Assist Turnover Ratio (250 ranked)	Jalen Harris	4	1	5.41
Assists Per Game (245 ranked)	Jalen Harris	13	2	6.6
Blocked Shots Per Game (236 ranked)	Daniel Gafford	32	4	2.21
Defensive Rebounds per Game (248 ranked)	Daniel Gafford	45	2	6.71
Double Doubles (212 ranked)	Daniel Gafford	22	1	7
Field-Goal Percentage (250 ranked)	Daniel Gafford	16	1	64.7
Free Throw Attempts (243 ranked)	Daniel Gafford	75	3	91
Free Throws Made (244 ranked)	Daniel Gafford	183	9	54
Free-Throw Percentage (250 ranked)	Mason Jones	183	9	54
Minutes Per Game (250 ranked)	Mason Jones	140	8	81.8
Offensive Rebounds Per Game (244 ranked)	Daniel Gafford	55	1	2.93
Points Per Game (250 ranked)	Daniel Gafford	180	5	16.4
Rebounds Per Game (249 ranked)	Daniel Gafford	27	2	9.6
Steals Per Game (250 ranked)	Isaiah Joe	183	6	1.57
Three-Point Field Goals Per Game (246 ranked)	Isaiah Joe	14	1	3.64
Three-Point Field-Goal Percentage (146 ranked)	Mason Jones	169	7	2.43
Total 3-point FGM (238 ranked)	Isaiah Joe	35	1	43.6
Total Assists (241 ranked)	Isaiah Joe	23	1	51
Total Blocks (234 ranked)	Mason Jones	210	6	34
Total Field Goal Attempts (247 ranked)	Jalen Harris	19	2	92
Total Field Goals Made (244 ranked)	Daniel Gafford	33	3	31
Total Minutes (250 ranked)	Reggie Chaney	86	12	23
Total Points (245 ranked)	--	--	--	--
Total Rebounds (246 ranked)	Daniel Gafford	170	2	88
Total Steals (250 ranked)	--	--	--	--
Triple Doubles (1 ranked)	Daniel Gafford	45	2	135
	Isaiah Joe	209	6	22
	--	--	--	--

## Versus 2018-19 Opponents

### NON-CONFERENCE

SCHOOL	GMS PLAYED	SERIES RECORD	H	A	N	LAST MEETING
AUSTIN PEAY	4	ARKANSAS LEADS, 4-0	4-0	-	-	H - W, 76-65 (12/28/18)
UC DAVIS	2	ARKANSAS LEADS, 2-0	2-0	-	-	H - W, 81-58 (11/12/18)
COLORADO STATE	2	ARKANSAS LEADS, 2-0	1-0	1-0	-	A - W, 98-74 (12/05/18)
FIU	1	ARKANSAS LEADS, 1-0	1-0	-	-	H - W, 121-89 (12/01/18)
GEORGIA TECH	6	ARKANSAS TRAILS, 1-5	0-1	0-2	1-2	H - L, 65-69 (12/19/18)
INDIANA	3	ARKANSAS LEADS, 2-1	1-0	0-1	1-0	H - W, 73-72 (11/18/18)
MONTANA STATE	1	ARKANSAS LEADS, 1-0	1-0	-	-	H - W, 90-68 (11/21/18)
TEXAS	155	ARKANSAS LEADS, 87-68	46-21	27-43	14-4	N - L, 73-71 or (11/09/18)
UT ARLINGTON	8	ARKANSAS LEADS, 8-0	6-0	1-0	1-0	H - W, 78-60 (11/23/18)
UT SAN ANTONIO	6	ARKANSAS LEADS, 6-0	3-0	1-0	2-0	H - W, 79-67 (12/15/18)
TEXAS STATE	4	ARKANSAS LEADS, 4-0	4-0	-	-	H - W, 73-70 (12/22/18)
TEXAS TECH	78	SERIES TIED, 39-39	24-11	11-23	4-5	H - W, 75-68 or (01/30/16)
WESTERN KENTUCKY	7	ARKANSAS LEADS, 4-3	0-2	0-1	4-0	H - L, 77-78 (12/08/18)

### SOUTHEASTERN CONFERENCE

SCHOOL	GMS PLAYED	SERIES RECORD	H	A	N	LAST MEETING
ALABAMA	61	ARKANSAS LEADS, 33-28	18-6	7-20	8-2	A - W, 76-73 (02/24/18)
• SEC ONLY	51	ARKANSAS LEADS, 27-24				
AUBURN	52	ARKANSAS LEADS, 34-18	21-5	12-13	1-1	H - W, 91-82 (02/27/18)
• SEC ONLY	51	ARKANSAS LEADS, 34-17				
FLORIDA	36	ARKANSAS TRAILS, 12-24	8-7	2-13	2-4	H - L, 57-51 (01/09/19)
• SEC ONLY	36	ARKANSAS TRAILS, 12-24				
GEORGIA	37	ARKANSAS LEADS, 22-15	10-3	6-9	6-3	A - W, 80-77 2OT (01/23/18)
• SEC ONLY	37	ARKANSAS LEADS, 22-15				
KENTUCKY	42	ARKANSAS TRAILS, 11-31	7-7	3-14	1-10	H - L, 72-87 (02/20/18)
• SEC ONLY	37	ARKANSAS TRAILS, 11-26				
LSU	65	ARKANSAS LEADS, 35-30	19-7	11-17	5-6	A - L, 86-94 (02/03/18)
• SEC ONLY	56	ARKANSAS LEADS, 31-25				
OLE MISS	79	ARKANSAS LEADS, 47-32	15-11	8-19	24-2	A - W, 75-64 (02/13/18)
• SEC ONLY	51	ARKANSAS TRAILS, 25-26				
MISSISSIPPI STATE	61	ARKANSAS LEADS, 33-28	21-6	7-21	5-1	A - L, 75-78 (01/02/18)
• SEC ONLY	52	ARKANSAS LEADS, 27-25				
MISSOURI	50	ARKANSAS LEADS, 26-23	15-9	10-14	1-0	A - L, 67-77 (03/03/18)
• SEC ONLY	12	ARKANSAS TRAILS, 7-5				
SOUTH CAROLINA	33	ARKANSAS LEADS, 20-13	11-4	6-7	3-2	N - W, 69-64 (03/08/18)
• SEC ONLY	33	ARKANSAS LEADS, 20-13				
TENNESSEE	40	SERIES TIED, 20-20	10-4	4-11	6-4	N - L, 66-84 (03/10/18)
• SEC ONLY	36	ARKANSAS TRAILS, 17-19				
TEXAS A&M	158	ARKANSAS LEADS, 103-55	57-14	39-37	7-4	A - W, 73-71 (01/05/19)
• SEC ONLY	11	ARKANSAS LEADS 7-4				
VANDERBILT	36	ARKANSAS LEADS, 24-12	14-3	6-8	4-1	H - W, 72-54 (02/10/18)
• SEC ONLY	33	ARKANSAS LEADS 22-11				

## Did You Know...

### IN 16 YEARS AS A HEAD COACH, MIKE ANDERSON'S TEAMS HAVE:

- RANKED AMONG THE NCAA TOP 30 IN STEALS 13 TIMES, INCLUDING FIRST FOUR TIMES AND 8 TIMES IN THE TOP 10.
- RANKED AMONG THE NCAA TOP 30 IN TURNOVER MARGIN 9 TIMES, INCLUDING FIVE TIMES IN THE TOP 5.
- RANKED AMONG THE NCAA TOP 30 IN ASSISTS PER GAME 7 TIMES, INCLUDING FIRST ONCE.
- RANKED AMONG THE NCAA TOP 30 IN SCORING OFFENSE 7 TIMES.
- RANKED AMONG THE NCAA TOP 30 IN BLOCKED SHOTS PER GAME 6 TIMES OVER THE 8 SEASONS.
- RANKED AMONG THE NCAA TOP 30 IN ASSIST-TO-TURNOVER RATIO 6 TIMES OVER THE LAST 11 SEASONS.

NOTE: NOT ALL ABOVE STATS WERE KEPT BY NCAA EVERY YEAR



## 0 DESI SILLS

G, Fr., 6-2, 196 | Jonesboro, Ark. / Jonesboro HS

• Name is pronounced Dez-ee

### 2018-19 (Fr.) HIGHLIGHTS:

- First sub off the bench (solo or tied) in nine of the first 14 games.
- Leads the team in minutes off the bench (16.4).
- Established then career-highs in scoring in four straight games: 7 vs FIU, 8 at Colorado State, 9 vs Western Kentucky and 9 again versus UTSA.
- As part of his nine points versus Western Kentucky, scored six straight over two minutes in the second half to tie the game at 62-62 (8:35 mark) and made a free throw to tie game at 70-70 with 4:32 left.
- Although he did not score in the win over Austin Peay, he was one of the top-graded players for the game ... Played a season-high 24 minutes, had five assists, two rebounds and tied a season-high with two steals ... Added three deflections.
- Had break-out game in the win at Texas A&M, scoring a career-high 14 points ... 13 of those points came in the first half, including eight straight at one spell, to lead the Razorbacks to a 33-32 halftime lead.



## #0 DESI SILLS 2018-19 GAME STATS

Opponent	Date	GS	Min	FG	FGA	Pct	3FG	3A	Pct	FT	FTA	Pct	O	D	Tot	Avg	PF	FO	A	TO	Blk	Stl	Pts	Avg
vs Texas	11/09/18	16	1	2	.500	1	1	1.000	0	0	.000	0	1	1	1.0	2	0	0	0	0	0	3	3.0	
UC DAVIS	11/12/18	15	1	2	.500	0	0	.000	0	0	.000	0	1	1	1.0	4	0	0	2	0	0	2	2.5	
INDIANA	11/18/18	11	0	2	.000	0	1	.000	2	2	1.000	0	1	1	1.0	1	0	2	1	0	1	2	2.3	
MONTANA STATE	11/21/18	16	2	5	.400	1	4	.250	0	1	.000	0	1	1	1.0	3	0	5	1	0	2	5	3.0	
UT ARLINGTON	11/23/18	15	1	3	.333	0	2	.000	1	3	.333	1	0	1	1.0	1	0	2	4	0	1	3	3.0	
FIU	12/01/18	19	3	4	.750	0	1	.000	1	2	.500	1	2	3	1.3	3	0	6	3	0	1	7	3.7	
at Colorado State	12/05/18	16	2	3	.667	2	3	.667	2	2	1.000	0	1	1	1.3	3	0	2	0	0	0	8	4.3	
WESTERN KENTUCKY	12/08/18	16	4	6	.667	0	2	.000	1	2	.500	0	2	2	1.4	1	0	0	0	0	1	9	4.9	
vs UTSA	12/15/18	18	2	4	.500	1	2	.500	4	4	1.000	0	1	1	1.3	1	0	0	1	0	1	9	5.3	
GEORGIA TECH	12/19/18	11	2	3	.667	2	2	1.000	0	0	.000	1	1	2	1.4	1	0	0	3	0	0	6	5.4	
TEXAS STATE	12/22/18	16	0	0	.000	0	0	.000	0	0	.000	0	0	0	1.3	2	0	2	1	0	0	0	4.5	
AUSTIN PEAY	12/28/18	24	0	3	.000	0	1	.000	0	1	.000	1	2	3	1.4	3	0	5	2	0	2	0	4.9	
at Texas A&M	01/05/19	18	5	9	.556	3	6	.500	1	2	.500	1	0	1	1.4	3	0	1	3	0	0	14	5.2	
FLORIDA	01/09/19	18	0	3	.000	0	2	.000	0	0	.000	0	0	0	1.3	3	0	0	2	0	0	0	4.9	
Totals		0	229	23	49	.469	10	27	.370	12	19	.632	5	13	18	1.3	31	0	25	23	0	9	68	4.9

Assists/game: 1.8

Turnovers/game: 1.6

Assist/turnover ratio: 1.1

Steals/game: 0.6

## • PERSONAL BESTS •

### POINTS

Season: 14 at Texas A&M (01/05/19) SEC: 14 at Texas A&M (01/05/19)

Career: --

### FIELD GOALS MADE

Season: 5 at Texas A&M (01/05/19) SEC: 5 at Texas A&M (01/05/19)

Career: --

### FIELD GOALS ATTEMPTED

Season: 9 at Texas A&M (01/05/19) SEC: 9 at Texas A&M (01/05/19)

Career: --

### 3-POINT FIELD GOALS MADE

Season: 3 at Texas A&M (01/05/19) SEC: 3 at Texas A&M (01/05/19)

Career: --

### 3-POINT FG ATTEMPTS

Season: 6 at Texas A&M (01/05/19) SEC: 6 at Texas A&M (01/05/19)

Career: --

### FREE THROWS MADE

Season: 4 vs. UTSA (21/15/18) SEC: 1 at Texas A&M (01/05/19)

Career: --

### FREE THROWS ATTEMPTED

Season: 4 vs. UTSA (21/15/18) SEC: 2 at Texas A&M (01/05/19)

Career: --

### REBOUNDS

Season: 3 (2x), last vs. APSU (12/28/18) SEC: 1 at Texas A&M (01/05/19)

Career: --

### ASSISTS

Season: 6 vs. FIU (12/01/18) SEC: 1 at Texas A&M (01/05/19)

Career: --

### STEALS

Season: 2 (2x), last vs. APSU (12/28/18) SEC: --

Career: --

### BLOCKED SHOTS

Season: --

Career: --

### MINUTES

Season: 24 vs. Austin Peay (12/28/18) SEC: 18 (2x), last vs. Fla. (01/09/19)

Career: --

## DESI SILLS CAREER STATISTICS

Year	GP	GS	Min	Avg	FG	FGA	Pct	3FG	3FGA	Pct	FT	FTA	Pct	Off	Def	Tot	Avg	PF	FO	Ast	TO	Blk	Stl	Pts	Avg
2018-19	14	0	229	16.4	23	49	.469	10	27	.370	12	19	.632	5	13	18	1.3	31	0	25	23	0	9	68	4.9



# 1 ISAIAH JOE

**G, Fr., 6-5, 167 | Fort Smith, Ark. / Fort Smith Northside HS**

- NAMED SEC PLAYER OF THE WEEK** (Dec. 3) ... 34 points and made 10-of-13 3-pointers vs. FIU.
- **Leads the SEC in 3PT FG made (3.64 avg.), total 3PT FG made (51) and 3PT % (.436).**
  - Scored double digits in each of the first 13 games (streak ended vs. Florida).
  - Has led the team in scoring in three times (34 vs FIU; 19 vs WKU and 21 vs UTSA).
  - Tied for the team lead by taking 10 charges.
  - Ranks second among NCAA freshmen in 3-pointers made (3.64).

## IN THE NCAA / SEC

- 14th in NCAA **1st in SEC** 3-pt FG made (3.64/gm)
- 23rd in NCAA **1st in SEC** 3-pt made (51 made)
- 35th in NCAA **1st in SEC** 3-pt FG% (.436)
- 43rd in NCAA **2nd in SEC** 3-pt FG attempts (117)
- 183rd in NCAA **6th in SEC** Steals (1.57 ppg)

## 2018-19 (Fr.) HIGHLIGHTS:

- Making 3.77 3-pointers per game to rank 8th in the NCAA ... At that pace, he would finish with 121 3's made and shatter the Arkansas single-season mark of 102, set by Scotty Thurman in 1994-95.
- Scored 17 in his collegiate debut versus Texas, making 5-of-8 from 3-point range.
- Struggled early versus UC Davis, but finished with 14 points with five rebounds and three steals.
- Versus Montana State, was just 2-of-10 from 3-point range, he posted season-bests in assists (5) and steals (5).
- **Named SEC Player of the Week (12/3)** ... Scored 34 points - 17 in each half - and made 10-of-13 shots from 3-point range to lead the Razorbacks to a 121-89 victory over FIU ... The 34 points are second (tied) on the Arkansas all-time list for most points by a freshman ... Is just the fourth Razorback (fifth time in school history) and just the 10th player in SEC history (11th time in league history) to make at least 10 in a game. ... After FIU trimmed its deficit to four (24-20) at 8:29 in the first half, Joe drained a 3-pointer and scored 14 points over the next 4:37 to put Arkansas up 20 ... Made six straight attempts and finished the game making 9-of-his-last-10 from long distance.
- Scored game-high 21 points versus UTSA, making 5-of-6 from 3-point range and was 6-of-6 at the line inside the final minute ... Only got one rebound, but it proved key ... On a missed Arkansas free throw, Joe got the rebound and was intentionally fouled ... Made those two free throws and two more on the ensuing possession to put the Razorbacks up 10 with 27 seconds left.
- Double-digit streak nearly ended vs. Texas State, but he was 7-of-8 from the free throw line with a 3-pointer to score 10 ... Was 6-of-7 at the line inside the final minute.
- Got off to a hot start versus Austin Peay, making 4-of-5 from 3-point range and scoring 12 of his 15 points.



## #1 ISAIAH JOE 2018-19 GAME STATS

Opponent	Date	GS	Min	FG FGA	Pct	3FG 3A	Pct	FT FTA	Pct	O	D	Tot	Avg	PF	FO	A	TO	Blk	Stl	Pts	Avg				
vs Texas	11/09/18	*	34	6	10	.600	5	8	.625	0	0	.000	0	2	2	2.0	4	0	1	0	0	17	17.0		
UC DAVIS	11/12/18	*	27	4	7	.571	2	5	.400	4	6	.667	1	4	5	3.5	1	0	2	3	0	3	14	15.5	
INDIANA	11/18/18	*	33	5	15	.333	3	11	.273	0	0	.000	0	2	2	3.0	0	0	3	1	0	1	13	14.7	
MONTANA STATE	11/21/18	*	27	4	13	.308	2	10	.200	0	0	.000	1	2	3	3.0	1	0	5	2	0	5	10	13.5	
UT ARLINGTON	11/23/18	*	26	3	9	.333	2	5	.400	2	2	1.000	1	2	3	3.0	3	0	3	1	0	1	10	12.8	
FIU	12/01/18	*	28	11	14	.786	10	13	.769	2	2	1.000	0	1	1	2.7	2	0	3	1	0	0	34	16.3	
at Colorado State	12/05/18	*	23	5	12	.417	4	9	.444	0	0	.000	1	1	2	2.6	3	0	1	1	0	0	14	16.0	
WESTERN KENTUCKY	12/08/18	*	31	6	13	.462	5	10	.500	2	5	.400	0	3	3	2.6	0	0	1	0	0	1	19	16.4	
vs UTSA	12/15/18	*	30	5	9	.556	5	6	.833	6	6	1.000	1	0	1	2.4	2	0	0	3	0	1	21	16.9	
GEORGIA TECH	12/19/18	*	31	5	17	.294	3	12	.250	0	0	.000	1	2	3	2.5	0	0	3	2	0	0	13	16.5	
TEXAS STATE	12/22/18	*	30	1	6	.167	1	5	.200	7	8	.875	1	2	3	2.5	2	0	0	0	0	3	10	15.9	
AUSTIN PEAY	12/28/18	*	21	4	9	.444	4	7	.571	3	5	.600	0	0	0	2.3	4	0	1	1	0	5	15	15.8	
Tat Texas A&M	01/05/19	*	27	3	8	.375	3	7	.429	2	4	.500	0	2	2	2.3	2	0	1	1	0	1	11	15.5	
FLORIDA	01/09/19	*	35	2	10	.200	2	9	.222	0	1	.000	0	3	3	2.4	2	0	3	3	1	1	6	14.8	
Totals			14	403	64	152	.421	51	117	.436	28	39	.718	7	26	33	2.4	26	0	26	20	1	22	207	14.8

Assists/game: 1.9  
Turnovers/game: 1.4  
Assist/turnover ratio: 1.3  
Steals/game: 1.6  
Blocks/game: 0.1

## • PERSONAL BESTS •

### POINTS

Season: 34 vs. FIU (12/01/18) SEC: 11 at Texas A&M (01/05/19)  
Career: -- SEC: --

### FIELD GOALS MADE

Season: 11 vs. FIU (12/01/18) SEC: 3 at Texas A&M (01/05/19)  
Career: -- SEC: --

### FIELD GOALS ATTEMPTED

Season: 17 vs. Ga Tech (12/19/18) SEC: 8 at Texas A&M (01/05/19)  
Career: -- SEC: --

### 3-POINT FIELD GOALS MADE

Season: 10 vs. FIU (12/01/18) SEC: 3 at Texas A&M (01/05/19)  
Career: -- SEC: --

### 3-POINT FG ATTEMPTS

Season: 13 vs. FIU (12/01/18) SEC: 9 vs. Florida (01/09/19)  
Career: -- SEC: --

### FREE THROWS MADE

Season: 7 vs. Texas State (12/22/18) SEC: 2 at Texas A&M (01/05/19)  
Career: -- SEC: --

### FREE THROWS ATTEMPTED

Season: 8 vs. Texas State (12/22/18) SEC: 4 at Texas A&M (01/05/19)  
Career: -- SEC: --

### REBOUNDS

Season: 5 vs. UC Davis (11/12/18) SEC: 3 vs. Florida (01/09/19)  
Career: -- SEC: --

### ASSISTS

Season: 5 vs. Montana State (11/21/18) SEC: 3 vs. Florida (01/09/19)  
Career: -- SEC: --

### STEALS

Season: 5 (2x), last vs. APSU (2/28/18) SEC: 1 (2x), last vs. Fla. (01/09/19)  
Career: -- SEC: --

### BLOCKED SHOTS

Season: 1 vs. Florida (01/09/19) SEC: 1 vs. Florida (01/09/19)  
Career: -- SEC: --

### MINUTES

Season: 35 vs. Florida (01/09/19) SEC: 35 vs. Florida (01/09/19)  
Career: -- SEC: --

## ISAIAH JOE CAREER STATISTICS

Year	GP	GS	Min	Avg	FG	FGA	Pct	3FG	3FGA	Pct	FT	FTA	Pct	Off	Def	Tot	Avg	PF	FO	Ast	TO	Blk	Stl	Pts	Avg
2018-19	14	14	403	28.8	64	152	.421	51	117	.436	28	39	.718	7	26	33	2.4	26	0	26	20	1	22	207	14.8





## 2 ADRIO BAILEY

F, Jr., 6-6, 222 | Campti, La. / Lakeview HS

- Name is pronounced A-Dree-O (with a long A)
- Voted team tri-captain for the 2018-19 season
- Represents Arkansas on the SEC Men's Basketball Leadership Council

### 2018-19 (Jr.) HIGHLIGHTS:

- Second on the team with 54 deflections, including eight at Colorado State, seven versus FIU, six versus Western Kentucky and five each versus UC Davis and UT Arlington.

- Set a career-highs in points (20), free throws made (9) and free throws attempted (11) in the win over UC Davis ... Helped put the game out of reach, scoring eight (with six free throws) inside the final five minutes during a 22-1 run ... Also attempted and later made his first career 3-pointer.

- Was perfect from the field (5-for-5) versus Montana State in scoring 10 points.
- Had season-high and tied career high with three steals versus UTA, adding 14 pts (making 6-of-8 FT) and 5 rebs.
- Posted a career-high eight rebounds at Colorado State, adding three assists and two blocked shots.
- Only made two baskets in eight minutes versus Austin Peay, but both were dunks to start second half and set the stage for a high-energy period.



## #2 ADRIO BAILEY 2018-19 GAME STATS

Opponent	Date	GS	Min	FG FGA	Pct	3FG 3A	Pct	FT FTA	Pct	O	D	Tot	Avg	PF	FO	A	TO	Blk	Stl	Pts	Avg			
vs Texas	11/09/18	*	35	4	5	.800	0	1	.000	0	2	.000	0	5	5	5.0	3	0	1	1	1	8	8.0	
UC DAVIS	11/12/18	*	26	5	8	.625	1	2	.500	9	11	.818	0	4	4	4.5	2	0	2	0	0	2	20	14.0
INDIANA	11/18/18	*	25	2	7	.286	0	1	.000	0	0	.000	0	1	1	3.3	3	0	1	0	0	1	4	10.7
MONTANA STATE	11/21/18	*	19	5	5	1.000	0	0	.000	0	0	.000	2	1	3	3.3	4	0	2	0	1	0	10	10.5
UT ARLINGTON	11/23/18	*	24	4	6	.667	0	0	.000	6	8	.750	2	3	5	3.6	2	0	1	1	2	3	14	11.2
FIU	12/01/18	*	16	4	6	.667	0	0	.000	2	4	.500	0	5	5	3.8	5	1	1	0	4	1	10	11.0
at Colorado State	12/05/18	*	28	5	7	.714	0	0	.000	0	2	.000	2	6	8	4.4	1	0	3	2	2	1	10	10.9
WESTERN KENTUCKY	12/08/18	*	26	0	4	.000	0	0	.000	0	2	.000	1	4	5	4.5	4	0	0	1	1	0	0	9.5
vs UTSA	12/15/18	*	13	1	5	.200	0	0	.000	0	0	.000	0	3	3	4.3	4	0	0	2	2	0	2	8.7
GEORGIA TECH	12/19/18	*	11	0	4	.000	0	0	.000	0	0	.000	2	0	2	4.1	1	0	0	1	0	1	0	7.8
TEXAS STATE	12/22/18	*	11	0	3	.000	0	1	.000	0	0	.000	1	2	3	4.0	3	0	0	2	0	0	0	7.1
AUSTIN PEAY	12/28/18	*	8	2	3	.667	0	0	.000	1	2	.500	0	1	1	3.8	3	0	0	1	0	0	5	6.9
at Texas A&M	01/05/19	*	25	2	7	.286	0	0	.000	1	3	.333	2	3	5	3.8	1	0	0	0	0	0	5	6.8
FLORIDA	01/09/19	*	21	2	8	.250	0	0	.000	0	0	.000	1	4	5	3.9	3	0	0	0	1	2	4	6.6
Totals			13	288	36	78	.462	1	5	.200	19	34	.559	13	42	55	3.9	39	1	11	14	12	92	6.6

Assists/game: 0.8  
Turnovers/game: 0.8  
Assist/turnover ratio: 1.0  
Steals/game: 0.9  
Blocks/game: 1.0

### • PERSONAL BESTS •

#### POINTS

Season: 20 vs. UC Davis (11/12/18) SEC: 5 at Texas A&M (01/05/19)  
Career: 20 vs. UC Davis (11/12/18) SEC: 10 at Mississippi State (01/02/18)

#### FIELD GOALS MADE

Season: 5 (2x), last vs. MSU (11/21/18) SEC: 2 (2x), last vs. Florida (01/09/19)  
Career: 7 (2x), last vs. Samford (11/10/17) SEC: 5 at Mississippi State (01/02/18)

#### FIELD GOALS ATTEMPTED

Season: 8 (2x), last vs. Florida (01/09/19) SEC: 8 vs. Florida (01/09/19)  
Career: 8 (5x), last vs. Florida (01/09/19) SEC: 8 (3x), last vs. Florida (01/09/19)

#### 3-POINT FIELD GOALS MADE

Season: 1 vs. UC Davis (11/12/18) SEC: --  
Career: 1 vs. UC Davis (11/12/18) SEC: --

#### 3-POINT FG ATTEMPTS

Season: 2 vs. UC Davis (11/12/18) SEC: --  
Career: 2 vs. UC Davis (11/12/18) SEC: --

#### FREE THROWS MADE

Season: 9 vs. UC Davis (11/12/18) SEC: 1 at Texas A&M (01/05/19)  
Career: 9 vs. UC Davis (11/12/18) SEC: 2 vs. Auburn (2/27/18)

#### FREE THROWS ATTEMPTED

Season: 11 vs. UC Davis (11/12/18) SEC: 3 at Texas A&M (01/05/19)  
Career: 11 vs. UC Davis (11/12/18) SEC: 6 vs. South Carolina (03/08/18)

#### REBOUNDS

Season: 8 at Colorado State (21/05/18) SEC: 5 (2x), last vs. Florida (01/09/19)  
Career: 8 at Colorado State (21/05/18) SEC: 6 at Mississippi State (01/02/18)

#### ASSISTS

Season: 3 at Colorado State (21/05/18) SEC: --  
Career: 3 (2x), last at CSU (12/05/18) SEC: 2 vs. Ole Miss (01/20/18)

#### STEALS

Season: 3 vs. UTA (11/23/18) SEC: 2 vs. Florida (01/09/19)  
Career: 3 (2x), last vs. UTA (11/23/18) SEC: 2 (2x), last vs. Florida (01/09/19)

#### BLOCKED SHOTS

Season: 4 vs. FIU (12/01/18) SEC: 1 vs. Florida (01/09/19)  
Career: 5 vs. North Carolina (11/24/17) SEC: 2 vs. Vanderbilt (02/27/17)

#### MINUTES

Season: 35 vs. Texas (11/09/18) SEC: 25 at Texas A&M (01/05/19)  
Career: 35 vs. Texas (11/09/18) SEC: 25 at Texas A&M (01/05/19)

## ADRIO BAILEY CAREER STATISTICS

Year	GP	GS	Min	Avg	FG FGA	Pct	3FG 3FGA	Pct	FT FTA	Pct	Off	Def	Tot	Avg	PF	FO	Ast	TO	Blk	Stl	Pts	Avg
2016-17	27	2	200	7.4	22 39	.564	0 0	.000	6 19	.316	13	22	35	1.3	29	0	7	11	7	14	50	1.9
2017-18	31	16	439	14.2	53 98	.541	0 0	.000	20 33	.606	29	50	79	2.5	59	1	17	18	23	15	126	4.1
2018-19	14	13	288	20.6	36 78	.462	1 5	.200	19 34	.559	13	42	55	3.9	39	1	11	11	14	12	92	6.6
TOTAL	72	31	927	12.9	111 215	.516	1 5	.200	45 86	.523	55	114	169	2.3	127	2	35	40	44	41	268	3.7



## 5 JALEN HARRIS

**G, RSo., 6-2, 166 | Wilson, N.C. / Word of God Christian Acad. / New Mexico**

• Voted team tri-captain for the 2018-19 season.

### IN THE NCAA/SEC

- **4th in NCAA • 1st in SEC in assist-to-turnover ratio (5.41) – 92 assists vs 17 turnovers**
- 13th in NCAA • 2nd in the SEC in the SEC in assists per game (6.6)
- 19th in NCAA • 2nd in the SEC in total assists (92).
- Mixed success in last five: Versus Georgia Tech, Texas State and Florida, combined for 10 assists with seven of his 17 turnovers for the season ... In between vs. Austin Peay and Texas A&M, had 16 assists and one turnover.

### 2018-19 (RSo.) HIGHLIGHTS:

- Is handing out 6.8 assists per game to rank 10th in the NCAA ... At that pace, he would finish 218 this season ... The Arkansas single-season record for assists is 219, set by Kareem Reid in 1995-96.
- Dished out four assists in each of the first three games (12 total) of the season ... Since then (six games), has 56 assists with just five turnovers with four double-digit assist games.
- Run started by getting a then career-high 11 assists versus Montana State (with just one turnover) ... Added 11 points against the Bobcats for his first career double-double.
- Had 10 assists, with just one turnover, versus FIU.
- Dished out a career-high 12 assists at Colorado State (with just two turnovers) ... Also had career-high four steals.
- Scored in double figures three times, including a season-high 14 versus UTA (making career-highs 8-of-11 FT).
- Versus Western Kentucky, had seven assists and no turnovers in 37 minutes ... Added 13 points, four rebounds and two steals.
- Tallied second career double-double, getting 11 points and dishing out 10 assists – with zero turnovers – versus UTSA ... Made 7-of-8 from the free throw line.
- Had seven assists and just one turnover vs. Austin Peay ... Made just his second 3-pointer of the season, but it was huge to give Arkansas a 9-point lead with 1:48 left.
- Tied career high with 15 points at Texas A&M – his best in an Arkansas uniform ... Also his first time to lead the team in scoring ... Added nine assists with zero turnovers in 36 minutes of playing time.



### • PERSONAL BESTS •

#### POINTS

Season: 15 at Texas A&M (01/05/19) SEC: 15 at Texas A&M (01/05/19)  
Career: 15 (2x), last at TX A&M (01/05/19) SEC: --

#### FIELD GOALS MADE

Season: 6 vs Western Ky. (12/08/18) SEC: 4 at Texas A&M (01/05/19)  
Career: 6 vs Western Ky. (12/08/18) SEC: --

#### FIELD GOALS ATTEMPTED

Season: 15 vs Western Ky. (12/08/18) SEC: 9 at Texas A&M (01/05/19)  
Career: 15 vs Western Ky. (12/08/18) SEC: --

#### 3-POINT FIELD GOALS MADE

Season: 1 (4x) last at TX A&M (01/05/19) SEC: 1 at Texas A&M (01/05/19)  
Career: 1 (1x), last at TX A&M (01/05/19) SEC: --

#### 3-POINT FG ATTEMPTS

Season: 5 vs. Texas (11/09/18) SEC: 3 at Texas A&M (01/05/19)  
Career: 5 vs. Texas (11/09/18) SEC: --

#### FREE THROWS MADE

Season: 8 vs. UTA (11/23/18) SEC: 6 at Texas A&M (01/05/19)  
Career: 8 vs. UTA (11/23/18) SEC: --

#### FREE THROWS ATTEMPTED

Season: 11 (2x) last at TX A&M (01/05/19) SEC: 11 at Texas A&M (01/05/19)  
Career: 11 (2x), last at TX A&M (01/05/19) SEC: --

#### REBOUNDS

Season: 9 vs. FIU (12/01/18) SEC: 3 at Texas A&M (01/05/19)  
Career: 9 (2x), last vs. FIU (12/01/18) SEC: --

#### ASSISTS

Season: 12 at Colorado State (12/05/18) SEC: 9 at Texas A&M (01/05/19)  
Career: 12 at Colorado State (12/05/18) SEC: --

#### STEALS

Season: 4 at Colorado State (12/05/18) SEC: --  
Career: 4 at Colorado State (12/05/18) SEC: --

#### BLOCKED SHOTS

Season: 1 vs. Texas State (12/22/18) SEC: --  
Career: 1 (4x), last vs. TX ST (12/22/18) SEC: --

#### MINUTES

Season: 39 vs. Texas (11/09/18) SEC: 36 at Texas A&M (01/05/19)  
Career: 39 vs. Texas (11/09/18) SEC: --

## #5 JALEN HARRIS 2018-19 GAME STATS

Opponent	Date	GS	Min	FG	FGA	Pct	3FG	3A	Pct	FT	FTA	Pct	O	D	Tot	Avg	PF	FO	A	TO	Blk	Stl	Pts	Avg	
vs Texas	11/09/18	*	39	3	12	.250	0	5	.000	5	6	.833	3	2	5	5.0	2	0	4	2	0	3	11	11.0	
UC DAVIS	11/12/18	*	28	1	6	.167	0	1	.000	0	0	.000	0	2	2	3.5	2	0	4	0	0	1	2	6.5	
INDIANA	11/18/18	*	25	1	5	.200	1	3	.333	2	2	1.000	0	2	2	3.0	3	0	4	2	0	1	5	6.0	
MONTANA STATE	11/21/18	*	25	4	7	.571	1	3	.333	2	2	1.000	0	2	2	2.8	2	0	11	1	0	0	11	7.3	
UT ARLINGTON	11/23/18	*	31	3	6	.500	0	1	.000	8	11	.727	0	3	3	2.8	1	0	6	1	0	0	14	8.6	
FIU	12/01/18	*	26	2	6	.333	0	1	.000	5	6	.833	0	3	3	2.8	2	0	10	1	0	0	9	8.7	
at Colorado State	12/05/18	*	32	4	8	.500	0	2	.000	0	0	.000	1	4	5	3.1	2	0	12	2	0	4	8	8.6	
WESTERN KENTUCKY	12/08/18	*	37	6	15	.400	0	2	.000	1	2	.500	1	3	4	3.3	1	0	7	0	0	2	13	9.1	
vs UTSA	12/15/18	*	34	2	9	.222	0	3	.000	7	8	.875	0	2	2	3.1	2	0	10	0	0	0	11	9.3	
GEORGIA TECH	12/19/18	*	31	3	7	.429	0	3	.000	1	1	1.000	0	3	3	3.1	4	0	4	2	0	1	7	9.1	
TEXAS STATE	12/22/18	*	26	5	9	.556	0	1	.000	0	0	.000	0	0	0	2.8	3	0	1	2	1	1	10	9.2	
AUSTIN PEAY	12/28/18	*	26	1	5	.200	1	2	.500	4	6	.667	1	2	3	2.8	2	0	7	1	0	2	7	9.0	
at Texas A&M	01/05/19	*	36	4	9	.444	1	3	.333	6	11	.545	0	3	3	2.8	2	0	9	0	0	0	15	9.5	
FLORIDA	01/09/19	*	35	1	5	.200	0	3	.000	0	2	.000	0	1	1	2.7	2	0	3	3	0	0	2	8.9	
Totals			14	431	40	109	.367	4	33	.121	41	57	.719	6	32	38	2.7	30	0	92	17	1	15	125	8.9

Assists/game: 6.6  
Turnovers/game: 1.2  
Assist/turnover ratio: 5.4  
Steals/game: 1.1  
Blocks/game: 0.1

## JALEN HARRIS CAREER STATISTICS

Year	GP	GS	Min	Avg	FG	FGA	Pct	3FG	3FGA	Pct	FT	FTA	Pct	Off	Def	Tot	Avg	PF	FO	Asst	TO	Blk	Stl	Pts	Avg
2016-17 *	31	18	639	20.6	47	107	.439	7	27	.259	38	51	.745	2	54	56	1.8	64	0	72	40	3	25	139	4.5
2017-18 - Redshirted																									
2018-19	14	14	431	30.8	40	109	.367	4	33	.121	41	57	.719	6	32	38	2.7	30	0	92	17	1	15	125	8.9
<b>CAREER *</b>	<b>45</b>	<b>32</b>	<b>1070</b>	<b>23.8</b>	<b>87</b>	<b>216</b>	<b>.403</b>	<b>11</b>	<b>60</b>	<b>.183</b>	<b>79</b>	<b>108</b>	<b>.731</b>	<b>8</b>	<b>86</b>	<b>94</b>	<b>2.1</b>	<b>94</b>	<b>0</b>	<b>164</b>	<b>57</b>	<b>4</b>	<b>40</b>	<b>264</b>	<b>5.9</b>

\* - 2016-17 stats from/including New Mexico



# 10 DANIEL GAFFORD

F, So., 6-11, 233 | El Dorado, Ark. / El Dorado HS

- WOODEN AWARD WATCH LIST
- LUTE OLSON AWARD WATCH LIST
- PRESEASON 1ST TEAM ALL-SEC MEDIA
- CONSENSUS NBA LOTTERY PICK IN 2019 MOCK DRAFTS
- Voted team tri-captain for the 2018-19 season
- Team-best 82 deflections, including 10 at Colorado State, 9 vs. Austin Peay and seven twice.
- CITIZEN NAISMITH TROPHY WATCH LIST
- KAREEM ABDUL-JABBAR AWARD WATCH LIST
- PRESEASON 1ST TEAM ALL-SEC COACHES

## IN THE NCAA/SEC

- 16th NCAA • 1st SEC
- 22nd NCAA • 1st SEC
- 45th NCAA • 2nd SEC
- Field goal percentage (.647)
- Double-doubles (7)
- Defensive Rebounds per game (6.71)
- 27th NCAA • 2nd SEC
- 32nd NCAA • 4th SEC
- 180th NCAA • 5th SEC
- Rebounds per game (9.6)
- Blocked shots per game (2.21)
- Scoring (16.4)

## 2018-19 (So.) HIGHLIGHTS:

- Has a SEC-best seven double-doubles in 13 games this year – 3 straight and 4-of-his-last-5 ... Had three in 35 games last season.
- Had a double-double in the opener versus Texas with 20 points and 12 rebounds, which tied a career high at the time.
- Named **SEC Player of the Week** thanks to his **career-high 27 points vs. Indiana** ... Once again had 12 rebounds ... Was most effective in the second half, scoring 19 points, grabbing seven rebounds and getting two steals ... In fact, was 9-for-10 shooting in the period while the rest of the team was just 5-of-23 from the field and scored 16 points ... Three times in within the final 11 minutes, Indiana took a one-point lead and, each time, Gafford answered to put the Razorbacks back on top. In the final seconds, Gafford tipped the ball out after a missed shot that led to a Mason Jones rebound and eventual game-winning free throw with 2.5 seconds left.
- Was 8-for-8 from the field versus Montana State (scoring 16 points) with a team-high seven rebounds ... Tied the school record for best FG% in a game (with 8 attempts being minimum).
- Made career-high nine free throws (tying career-high with 10 att.) en route to 21 points vs. UTA.
- Registered third double-double – 21 points and 12 rebounds – versus FIU, adding four blocked shots.
- Battled foul trouble in first half at Colorado State and did not attempt a field goal ... Finished with 12 pts and 9 rebs.
- Fourth double-double of the season came versus UTSA, scoring 13 points with a **career-high 14 rebounds** ... Had 11 points and eight boards in the second half ... Did not commit a foul and added two blocked shots and a steal.
- Fifth double-double consisted of 19 points and 10 rebounds versus Texas State ... Added two blocked shots ... **Tied career high with 9 free throws made and set career high with 14 free throw attempts ... Also played a career-high 35 minutes.**
- For second straight game, had a double-double vs. Austin Peay (16 pts and 10 rebs) while once again playing career-high 35 minutes ... Also tied career high with three steals and added seven blocked shots ... Overall, had nine deflections.
- Battled foul trouble at Texas A&M but still recorded his third straight double-double, getting 11 points and 11 rebounds.

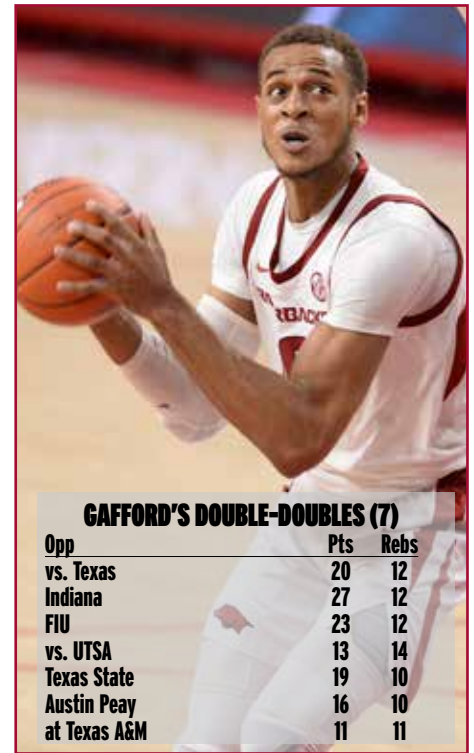
## #10 DANIEL GAFFORD 2018-19 GAME STATS

Opponent	Date	GS	Min	FG FGA	Pct	3FG 3A	Pct	FT FTA	Pct	O	D	Tot	Avg	PF	FO	A	TO	Blk	Stl	Pts	Avg				
vs Texas	11/09/18	*	33	8	15	.533	0	0	.000	4	9	.444	2	10	12	12.0	3	0	0	6	2	1	20	20.0	
UC DAVIS	11/12/18	*	28	3	3	1.000	0	0	.000	6	9	.667	0	4	4	8.0	2	0	2	6	4	0	12	16.0	
INDIANA	11/18/18	*	31	12	15	.800	0	0	.000	3	8	.375	5	7	12	9.3	2	0	0	3	3	2	27	19.7	
MONTANA STATE	11/21/18	*	23	8	8	1.000	0	0	.000	0	2	.000	2	5	7	8.8	2	0	0	2	1	1	16	18.8	
UT ARLINGTON	11/23/18	*	23	6	10	.600	0	0	.000	9	10	.900	2	3	5	8.0	4	0	0	1	0	2	21	19.2	
FIU	12/01/18	*	23	9	12	.750	0	0	.000	5	8	.625	4	8	12	8.7	4	0	0	3	4	1	23	19.8	
at Colorado State	12/05/18	*	22	5	12	.417	0	0	.000	2	4	.500	3	6	9	8.7	2	0	3	1	3	1	12	18.7	
WESTERN KENTUCKY	12/08/18	*	32	7	12	.583	0	0	.000	3	3	1.000	4	5	9	8.8	1	0	1	2	2	1	17	18.5	
vs UTSA	12/15/18	*	29	4	6	.667	0	0	.000	5	8	.625	2	12	14	9.3	0	0	0	4	2	1	13	17.9	
GEORGIA TECH	12/19/18	*	32	6	9	.667	0	0	.000	2	4	.500	3	5	8	9.2	5	1	3	3	3	1	14	17.5	
TEXAS STATE	12/22/18	*	35	5	9	.556	0	0	.000	9	14	.643	2	8	10	9.3	1	0	1	1	2	0	19	17.6	
AUSTIN PEAY	12/28/18	*	35	7	10	.700	0	0	.000	2	4	.500	4	6	10	9.3	3	0	0	2	4	3	16	17.5	
at Texas A&M	01/05/19	*	25	5	11	.455	0	0	.000	1	2	.500	6	5	11	9.5	4	0	1	1	1	0	11	17.0	
FLORIDA	01/09/19	*	27	3	4	.750	0	0	.000	3	6	.500	2	10	12	9.6	4	0	1	0	0	1	9	16.4	
Totals			14	398	88	136	.647	0	0	.000	54	91	.593	41	94	135	9.6	37	1	12	35	31	15	230	16.4

Assists/game: 0.9  
Turnovers/game: 2.5  
Assist/turnover ratio: 0.3  
Steals/game: 1.1  
Blocks/game: 2.2

## ARKANSAS CAREER BLOCKED SHOTS

1.	345	Oliver Miller	1989-92
2.	318	Steven Hill	2005-08
3.	256	Moses Kingsley	2014-17
4.	252	Andrew Lang	1985-88
5.	194	Darian Townes	2005-08
6.	130	Nick Davis	1996-98
7.	111	Hunter Mickelson	2011-13
	111	Larry Satchell	2000-03
9.	107	DANIEL GAFFORD	2018-pres.
	107	Delvon Johnson	2010-11
	107	Mike Washington	2007-10



## GAFFORD'S DOUBLE-DOUBLES (7)

Opp	Pts	Rebs
vs. Texas	20	12
Indiana	27	12
FIU	23	12
vs. UTSA	13	14
Texas State	19	10
Austin Peay	16	10
at Texas A&M	11	11

## PERSONAL BESTS

### POINTS

Season: 27 vs. Indiana (11/18/18) SEC: 11 at Texas A&M (01/05/19)  
Career: 27 vs. Indiana (11/18/18) SEC: 21 vs. Auburn (02/27/18)

### FIELD GOALS MADE

Season: 12 vs. Indiana (11/18/18) SEC: 5 at Texas A&M (01/05/19)  
Career: 12 vs. Indiana (11/18/18) SEC: 10 vs. Auburn (02/27/18)

### FIELD GOALS ATTEMPTED

Season: 15 vs. Indiana (11/18/18) SEC: 11 at Texas A&M (01/05/19)  
Career: 15 (3x), last vs. Ind. (11/18/18) SEC: 15 vs. Auburn (02/27/18)

### 3-POINT FIELD GOALS MADE

Season: -- SEC: --  
Career: -- SEC: --

### 3-POINT FG ATTEMPTS

Season: -- SEC: --  
Career: -- SEC: --

### FREE THROWS MADE

Season: 9 (2x), last vs TX ST (12/22/18) SEC: 3 vs. Florida (01/09/19)  
Career: 9 (2x), last vs TX ST (12/22/18) SEC: 7 at Ole Miss (02/13/18)

### FREE THROWS ATTEMPTED

Season: 14 vs. Texas State (12/22/18) SEC: 6 vs. Florida (01/09/19)  
Career: 14 vs. Texas State (12/22/18) SEC: 10 at Ole Miss (02/13/18)

### REBOUNDS

Season: 14 vs. UTSA (12/15/18) SEC: 12 vs. Florida (01/05/19)  
Career: 14 vs. UTSA (12/15/18) SEC: 12 vs. Florida (01/05/19)

### ASSISTS

Season: 3 at Colorado State (12/05/18) SEC: 1 (2x), last vs Florida (01/09/19)  
Career: 4 vs. Oral Roberts (12/19/17) SEC: 2 (4x), last vs Auburn (02/27/18)

### STEALS

Season: 3 vs. Austin Peay (12/28/18) SEC: 1 vs. Florida (01/05/19)  
Career: 3 (2x), last vs. APSU (12/28/18) SEC: 3 vs. Ole Miss (01/20/18)

### BLOCKED SHOTS

Season: 4 (2x), last vs FIU (12/01/18) SEC: 1 at Texas A&M (01/05/19)  
Career: 7 (2x), last vs. Auburn (02/27/18) SEC: 7 (2x), last vs. Auburn (02/27/18)

### MINUTES

Season: 35 vs. Texas State (12/22/18) SEC: 33 vs. Tennessee (12/30/17)  
Career: 35 vs. Texas State (12/22/18) SEC: 33 vs. Tennessee (12/30/17)

## DANIEL GAFFORD CAREER STATISTICS

Year	GP	GS	Min	Avg	FG	FGA	Pct	3FG	3FGA	Pct	FT	FTA	Pct	Off	Def	Tot	Avg	PF	FO	Ast	TO	Blk	Stl	Pts	Avg
2017-18	35	26	790	22.6	164	271	.605	0	0	.000	85	161	.528	77	140	217	6.2	114	3	24	37	76	19	413	11.8
2018-19	14	14	398	28.4	88	136	.647	0	0	.000	54	91	.593	41	94	135	9.6	37	1	12	35	31	15	230	16.4
TOTAL	49	40	1188	24.2	252	407	.619	0	0	.000	139	252	.552	118	234	352	7.2	151	4	36	72	107	34	643	13.1





# 11 KEYSHAWN EMBERY-SIMPSON

G, Fr., 6-3, 202 | Midwest City, Okla. / IMG (Fla.) Academy

## 2018-19 (Fr.) HIGHLIGHTS:

- Averaging 14.0 minutes off the bench, second-best on the team among those without a start.
- Did not commit a turnover until game five (vs. UTA) ... Only has nine for the season ... IN fact, has more steals (10) than turnovers (9).
- Scored seven points versus UC Davis, including five in the second half.
- Posted season highs versus FIU with three assists and three steals, while scoring seven points and adding three rebounds.
- Pumped in season-best 14 points at Colorado State, including eight in the first half to keep

the Razorbacks in the lead while Daniel Gafford was on the bench in foul trouble ... Was 5-of-6 from the field, including 4-of-5 from 3-point range.

- Matched his season high with 14 points versus Austin Peay ... All came in the second half - nine minutes of play ... More specifically, scored 12 points - including seven straight - during a 20-5 run to lead the Razorbacks to the win.



## #11 KEYSHAWN EMBERY-SIMPSON 2018-19 GAME STATS

Opponent	Date	GS	Min	FG	FGA	Pct	3FG	3A	Pct	FT	FTA	Pct	O	D	Tot	Avg	PF	FO	A	TO	Blk	Stl	Pts	Avg
vs Texas	11/09/18	9	0	2	.000	0	0	.000	0	1	1.000	1	1	2	2.0	0	0	0	0	0	0	0	0	0.0
UC DAVIS	11/12/18	18	2	6	.333	1	4	.250	2	2	1.000	0	0	0	1.0	1	0	1	0	0	2	7	3.5	
INDIANA	11/18/18	14	1	5	.200	0	2	.000	0	0	.000	0	2	2	1.3	3	0	1	0	1	0	2	3.0	
MONTANA STATE	11/21/18	17	2	5	.400	2	5	.400	0	0	.000	0	0	0	1.0	1	0	1	0	0	1	6	3.8	
UT ARLINGTON	11/23/18	18	0	5	.000	0	4	.000	2	2	1.000	0	3	3	1.4	1	0	0	1	0	0	2	3.4	
FIU	12/01/18	18	3	5	.600	1	3	.333	0	2	.000	0	3	3	1.7	1	0	3	2	0	3	7	4.0	
at Colorado State	12/05/18	16	5	6	.833	4	5	.800	0	0	.000	1	1	2	1.7	2	0	2	0	0	1	14	5.4	
WESTERN KENTUCKY	12/08/18	8	0	2	.000	0	2	.000	0	0	.000	0	0	0	1.5	2	0	0	1	0	0	0	4.8	
vs UTSA	12/15/18	11	0	2	.000	0	2	.000	2	4	.500	0	0	0	1.3	2	0	0	1	1	0	2	4.4	
GEORGIA TECH	12/19/18	12	0	2	.000	0	2	.000	0	0	.000	0	0	0	1.2	1	0	0	2	0	1	0	4.0	
TEXAS STATE	12/22/18	14	1	5	.200	0	0	.000	0	0	.000	1	1	2	1.3	1	0	0	1	0	1	2	3.8	
AUSTIN PEAY	12/28/18	13	5	8	.625	2	4	.500	2	2	1.000	0	1	1	1.3	0	0	0	0	0	0	14	4.7	
at Texas A&M	01/05/19	14	0	4	.000	0	3	.000	0	0	.000	0	2	2	1.3	0	0	0	1	0	1	0	4.3	
FLORIDA	01/09/19	11	0	4	.000	0	2	.000	0	0	.000	1	2	3	1.4	0	0	0	0	0	1	0	4.0	
Totals		0	193	19	61	.311	10	38	.263	8	13	.615	4	16	20	1.4	15	0	8	9	2	11	56	4.0

Assists/game: 0.6  
Turnovers/game: 0.6  
Assist/turnover ratio: 0.9  
Steals/game: 0.8  
Blocks/game: 0.1

## • PERSONAL BESTS •

### POINTS

Season: 14 (2x), last vs APSU (12/28/18) SEC: --  
Career: -- SEC: --

### FIELD GOALS MADE

Season: 5 (2x), last vs APSU (12/28/18) SEC: --  
Career: -- SEC: --

### FIELD GOALS ATTEMPTED

Season: 8 vs Austin Peay (12/28/18) SEC: 4 (2x, last vs. Florida (01/09/19)  
Career: -- SEC: --

### 3-POINT FIELD GOALS MADE

Season: 4 at Colorado State (12/05/18) SEC: --  
Career: -- SEC: --

### 3-POINT FG ATTEMPTS

Season: 5 (2x), last at CSU (12/05/18) SEC: 3 at Texas A&M (01/05/19)  
Career: -- SEC: --

### FREE THROWS MADE

Season: 2 (4x), last vs APSU (12/28/18) SEC: --  
Career: -- SEC: --

### FREE THROWS ATTEMPTED

Season: 4 vs. UTSA (12/15/18) SEC: --  
Career: -- SEC: --

### REBOUNDS

Season: 3 (3x) last vs. Florida (01/09/19) SEC: 3 vs. Florida (01/09/19)  
Career: -- SEC: --

### ASSISTS

Season: 3 vs. FIU (12/01/18) SEC: --  
Career: -- SEC: --

### STEALS

Season: 3 vs. FIU (12/01/18) SEC: 1 (2x), last vs. Florida (01/09/19)  
Career: -- SEC: --

### BLOCKED SHOTS

Season: 1 (2x), last vs UTSA (12/15/18) SEC: --  
Career: -- SEC: --

### MINUTES

Season: 18 (3x) last vs. FIU (12/01/18) SEC: 14 at Texas A&M (01/05/19)  
Career: -- SEC: --

## KEYSHAWN EMBERY-SIMPSON CAREER STATISTICS

Year	GP	GS	Min	Avg	FG	FGA	Pct	3FG	3FGA	Pct	FT	FTA	Pct	Off	Def	Tot	Avg	PF	FO	Ast	TO	Blk	Stl	Pts	Avg
2018-19	14	0	193	13.8	19	61	.311	10	38	.263	8	13	.615	4	16	20	1.4	15	0	8	9	2	11	56	4.0



## 13 MASON JONES

G, So., 6-5, 207 | Desoto, Texas / Triple A Acad. / Connors State CC

- Reached double figures in 10 of 14 games ... Has led the team in scoring a team-best six times:  
UC Davis - 21 | Montana St. - 18 | Colorado St. - 16 |  
Georgia Tech - 17 | Texas State - 21 | Florida - 30
- Has also led the team in assists four:  
Indiana - 7 | Georgia Tech - 5 | Texas State - 4 | Florida - 3
- Has led the team in scoring and assists in the same game three times.
- Second on the team in rebounding (4.9) and assists (4.5) while ranking third in scoring (14.3) and fourth in steals (1.3).

### IN THE SEC

- 7th in the SEC in 3-pt FG made per game (2.43) - 6th in total 3-pointers made (34)
- 8th in the SEC in free throw pct (.792)
- 8th in the SEC in free throw percentage (.818)
- 9th in the SEC in assist-to-turnover ratio (1.67)

### 2018-19 (So.) HIGHLIGHTS:

- Led the team in scoring (21) and rebounds (8) in the UC Davis win ... 15 of those points came in the first half (5-of-6 FG - 4-5 3FG) ... 7 of his 8 boards came in the 2nd half.
- Hit (and missed) the game-winning free throw versus Indiana with 2.5 seconds left ... Finished with 11 points, five rebounds and seven assists ... Was first Razorback since Jan. 2012 to play at least 35 minutes, have at least 7 assists and commit zero turnovers.
- Scored a team-best 18 points in the Montana State win, making 6-of-8 from the field (5-of-7 from 3-pt range) ... 16 of those points came in the first half.
- Posted first career double-double - 19 points and 10 rebounds - in the win over FIU ... Was 7-of-9 from free throw line.
- Led the team in scoring (16) at Colorado State ... Got Arkansas off to great start, hitting three, 3-pointers for a 12-2, finished with 16, first-half points.
- Led the team in scoring (17) and assists (5) versus Georgia Tech ... Added six rebounds, second-best on the team ... Tied his season-high with five 3-pointers made.
- For the second straight game, led the team in scoring (21) and assists (4) versus Texas State ... Also had a career-high three steals.
- At Texas A&M, missed his first seven 3-pointers (and 1-of-his-last-17 over 2 games) but had the confidence to still shoot late in the game ... In fact, made three straight from long range to give Arkansas a lead it would not relinquish.
- Scored a career-high 30 points versus Florida, making four 3-pointers and sinking 12-of-13 at the line ... Also tied for the team lead with three assists ... With Arkansas down 15 with six to play, Jones scored 11 in a 15-2 to get the Razorbacks to within two (53-51).

## #13 MASON JONES 2018-19 GAME STATS

Opponent	Date	GS	Min	FG FGA	Pct	3FG 3A	Pct	FT FTA	Pct	O	D	Tot	Avg	PF	FO	A	TO	Blk	Stl	Pts	Avg				
vs Texas	11/09/18	*	37	3 10	.300	2 6	.333	3 4	.750	0 6	6	6	6.0	4 0	3 4	1 0	11	11.0							
UC DAVIS	11/12/18	*	31	6 10	.600	4 7	.571	5 7	.714	1 7	8	7.0	1 0	2 2	0 1	21	16.0								
INDIANA	11/18/18	*	38	3 8	.375	1 4	.250	4 6	.667	0 5	5	6.3	2 0	7 0	0 1	11	14.3								
MONTANA STATE	11/21/18	*	21	6 8	.750	5 7	.714	1 2	.500	0 3	3	5.5	2 0	3 3	0 2	18	15.3								
UT ARLINGTON	11/23/18	*	25	0 5	.000	0 3	.000	4 4	1.000	1 4	5	5.4	4 0	0 2	0 0	4	13.0								
FIU	12/01/18	*	25	5 8	.625	2 4	.500	7 9	.778	1 9	10	6.2	3 0	3 3	0 2	19	14.0								
at Colorado State	12/05/18	*	29	5 10	.500	4 8	.500	2 2	1.000	0 4	4	5.9	2 0	4 0	0 1	16	14.3								
WESTERN KENTUCKY	12/08/18	*	29	5 11	.455	3 8	.375	2 2	1.000	1 2	3	5.5	2 0	1 1	0 1	15	14.4								
vs UTSA	12/15/18	*	27	2 7	.286	0 2	.000	2 2	1.000	0 4	4	5.3	5 1	3 3	0 0	6	13.4								
GEORGIA TECH	12/19/18	*	35	5 15	.333	5 13	.385	2 2	1.000	3 3	6	5.4	1 0	5 2	0 2	17	13.8								
TEXAS STATE	12/22/18	*	33	5 7	.714	1 3	.333	10 13	.769	0 4	4	5.3	2 0	4 1	0 3	21	14.5								
AUSTIN PEAY	12/28/18	*	30	1 10	.100	0 3	.000	0 0	.000	2 1	3	5.1	2 0	4 1	0 0	2	13.4								
at Texas A&M	01/05/19	*	24	3 11	.273	3 11	.273	0 0	.000	0 5	5	5.1	3 0	3 1	0 0	9	13.1								
FLORIDA	01/09/19	*	34	7 13	.538	4 9	.444	12 13	.923	0 2	2	4.9	0 0	3 4	1 0	30	14.3								
Totals			14	418	56	133	.421	34	88	.386	54	66	.818	9	59	68	4.9	33	1	45	27	2	13	200	14.3

Assists/game: 3.2  
Turnovers/game: 1.9  
Assist/turnover ratio: 1.7  
Steals/game: 0.9  
Blocks/game: 0.1



### • PERSONAL BESTS •

#### POINTS

Season: 30 vs. Florida (01/09/19)  
Career: --

SEC: 30 vs. Florida (01/09/19)  
SEC: --

#### FIELD GOALS MADE

Season: 7 vs. Florida (01/09/19)  
Career: --

SEC: 7 vs. Florida (01/09/19)  
SEC: --

#### FIELD GOALS ATTEMPTED

Season: 15 vs. GA Tech (12/19/18)  
Career: --

SEC: 13 vs. Florida (01/09/19)  
SEC: --

#### 3-POINT FIELD GOALS MADE

Season: 5 (2x), last vs. Ga Tech (12/19/18)  
Career: --

SEC: 4 vs. Florida (01/09/19)  
SEC: --

#### 3-POINT FG ATTEMPTS

Season: 13 vs. GA Tech (12/19/18)  
Career: --

SEC: 11 at Texas A&M (01/05/19)  
SEC: --

#### FREE THROWS MADE

Season: 12 vs. Florida (01/09/19)  
Career: --

SEC: 12 vs. Florida (01/09/19)  
SEC: --

#### FREE THROWS ATTEMPTED

Season: 13 (2x), last vs. Fla (01/09/19)  
Career: --

SEC: 13 vs. Florida (01/09/19)  
SEC: --

#### REBOUNDS

Season: 10 vs. FIU (12/01/18)  
Career: --

SEC: 5 at Texas A&M (01/05/19)  
SEC: --

#### ASSISTS

Season: 7 vs. Indiana (11/18/18)  
Career: --

SEC: 3 (2x), last vs. Florida (01/09/19)  
SEC: --

#### STEALS

Season: 3 vs. Texas State (21/22/18)  
Career: --

SEC: --  
SEC: --

#### BLOCKED SHOTS

Season: 1 (2x), last vs. Florida (01/09/19)  
Career: --

SEC: 1 vs. Florida (01/09/19)  
SEC: --

#### MINUTES

Season: 38 vs. Indiana (11/18/18)  
Career: --

SEC: 34 vs. Florida (01/09/19)  
SEC: --

## MASON JONES CAREER STATISTICS

Year	GP	GS	Min	Avg	FG	FGA	Pct	3FG	3FGA	Pct	FT	FTA	Pct	Off	Def	Tot	Avg	PF	FO	Ass	TO	Blk	Stl	Pts	Avg
2018-19	14	14	418	29.9	56	133	.421	34	88	.386	54	66	.818	9	59	68	4.9	33	1	45	27	2	13	200	14.3



## 15 JONATHAN HOLMES

**G, Jr., 5-10, 190 | Columbia, Ill. / Columbia HS**

### 2018-19 (Jr.) HIGHLIGHTS:

- Fan favorite.
- Was the only player on the roster that had made a 3-pointer in an Arkansas uniform to start the season, hitting two last season.



## #15 JONATHAN HOLMES 2018-19 GAME STATS

Opponent	Date	GS	Min	FG	FGA	Pct	3FG	3A	Pct	FT	FTA	Pct	O	D	Tot	Avg	PF	FO	A	TO	Blk	Stl	Pts	Avg
vs Texas	11/09/18	DNP																						
UC DAVIS	11/12/18	DNP																						
INDIANA	11/18/18	DNP																						
MONTANA STATE	11/21/18	3		0	3	.000	0	2	.000	0	0	.000	0	0	0	0.0	1	0	0	0	0	0	0	0
UT ARLINGTON	11/23/18	1		0	1	.000	0	0	.000	0	0	.000	0	0	0	0.0	0	0	0	0	0	0	0	0
FIU	12/01/18	3		0	1	.000	0	1	.000	0	0	.000	0	0	0	0.0	0	0	0	0	0	0	0	0
at Colorado State	12/05/18	DNP																						
WESTERN KENTUCKY	12/08/18	DNP																						
vs UTSA	12/15/18	DNP																						
GEORGIA TECH	12/19/18	DNP																						
TEXAS STATE	12/22/18	DNP																						
AUSTIN PEAY	12/28/18	DNP																						
at Texas A&M	01/05/19	DNP																						
FLORIDA	01/09/19	DNP																						
Totals		0	7	0	5	.000	0	3	.000	0	0	.000	0	0	0	0.0	1	0	0	0	0	0	0	0

Games played: 3  
Minutes/game: 2.3  
FG Pct: 0.0  
3FG Pct: 0.0

### • PERSONAL BESTS •

#### POINTS

Season: -- SEC: --  
Career: 3 (2x), last vs. ORU (12/19/17) SEC: 2 (2x), last vs. Vandy (02/10/18)

#### FIELD GOALS MADE

Season: -- SEC: --  
Career: 1 (7x), last vs. Vandy (02/10/18) SEC: 1 vs. Vanderbilt (02/10/18)

#### FIELD GOALS ATTEMPTED

Season: 3 vs Montana State (11/21/18) SEC: --  
Career: 3 vs Montana State (11/21/18) SEC: 1 (5x), last vs. TX A&M (02/14/18)

#### 3-POINT FIELD GOALS MADE

Season: -- SEC: --  
Career: 1 (2x), last vs. Troy (12/16/17) SEC: --

#### 3-POINT FG ATTEMPTS

Season: 2 vs Montana State (11/21/18) SEC: --  
Career: 2 vs Austin Peay (12/03/16) SEC: 1 (2x), last vs. Ole Miss (02/18/17)

#### FREE THROWS MADE

Season: -- SEC: --  
Career: 1 vs. Samford (11/10/17) SEC: --

#### FREE THROWS ATTEMPTED

Season: -- SEC: --  
Career: 2 vs. Samford (11/10/17) SEC: --

#### REBOUNDS

Season: -- SEC: --  
Career: 1 (4x), last vs. Vandy (02/10/18) SEC: 1 vs. Vanderbilt (02/10/18)

#### ASSISTS

Season: -- SEC: --  
Career: 1 vs. Samford (11/10/17) SEC: --

#### STEALS

Season: -- SEC: --  
Career: 1 vs. Bucknell (11/12/17) SEC: --

#### BLOCKED SHOTS

Season: -- SEC: --  
Career: -- SEC: --

#### MINUTES

Season: 3 (2x) last vs FIU (12/01/18) SEC: --  
Career: 4 vs. UConn (11/26/17) SEC: 1 (5x), last vs. TX A&M (02/17/18)

## JONATHAN HOLMES CAREER STATISTICS

Year	GP	GS	Min	Avg	FG	FGA	Pct	3FG	3FGA	Pct	FT	FTA	Pct	Off	Def	Tot	Avg	PF	FO	Ast	TO	Blk	Stl	Pts	Avg
2016-17	6	0	7	1.2	1	5	.200	0	4	.000	0	0	.000	0	1	1	0.2	1	0	0	0	0	0	2	0.3
2017-18	11	0	18	1.6	6	15	.400	2	6	.333	1	2	.500	2	1	3	0.3	1	0	1	2	0	1	15	1.4
2018-19	3	0	7	2.3	0	5	.000	0	3	.000	0	0	.000	0	0	0	0.0	1	0	0	0	0	0	0	0.0
TOTAL	20	0	32	1.6	7	25	.280	2	13	.154	1	2	.500	2	2	4	0.2	3	0	1	2	0	1	17	0.9





## 22 GABE OSABUOHEN

F, So., 6-8, 221 | Toronto, Canada / Southwest Christian Acad. (Ark.)

- Pronounced Oh-sah-BOY-en.
- In each of his last two games, has grabbed career highs in rebounds, getting seven at Texas A&M and followed that with eight versus Florida, each coming in 18 and 14 minutes played, respectively.

### 2018-19 (So.) HIGHLIGHTS:

- Leads the team with 10 charges taken ... Has 35 deflections, tops among those coming off the bench.
- First sub off the bench (solo or tied) in 12 of the first 14 games.
- Has been praised by Coach Anderson for having a positive impact on the game in areas other than scoring ... High energy guy off the bench, gets deflections, takes charges and hits the boards ... Called a "warrior" by Coach Anderson for his play at Colorado State while Daniel Gafford was saddled with foul trouble.
- Hit his first career 3-pointer versus Indiana (missing the five six of his career) at the first half drew to a close to give the Razorbacks a 38-35 lead.
- Perhaps best all-around game came versus Texas State ... In addition to drawing two charges and getting three deflections, hit his second career 3-pointer as the Hogs went on a 17-0 run ... Tied career high with five rebounds while handing out a career-high four assists.
- Set or tied career highs in points (6), rebounds (7) and steals (2) at Texas A&M ... Also took a charge while playing 18 minutes, his most in an SEC game.
- Grabbed a career-best eight boards versus Florida.



## #22 GABE OSABUOHEN 2018-19 GAME STATS

Opponent	Date	GS	Min	FG	FGA	Pct	3FG	3A	Pct	FT	FTA	Pct	O	D	Tot	Avg	PF	FO	A	TO	Blk	Stl	Pts	Avg
vs Texas	11/09/18	11	0	4	.000	0	1	.000	1	2	.500	2	1	3	3.0	1	0	0	1	1	0	1	1.0	
UC DAVIS	11/12/18	14	0	3	.000	0	1	.000	0	2	.000	2	3	5	4.0	4	0	1	0	1	1	0	0.5	
INDIANA	11/18/18	10	2	3	.667	1	1	1.000	0	0	.000	0	0	0	2.7	2	0	2	4	0	1	5	2.0	
MONTANA STATE	11/21/18	12	2	5	.400	0	2	.000	2	2	1.000	1	1	2	2.5	2	0	1	0	0	2	6	3.0	
UT ARLINGTON	11/23/18	13	0	1	.000	0	0	.000	0	2	.000	1	1	2	2.4	5	1	2	2	1	0	0	2.4	
FIU	12/01/18	19	1	4	.250	0	1	.000	1	4	.250	1	4	5	2.8	4	0	1	1	1	1	3	2.5	
at Colorado State	12/05/18	9	2	5	.400	0	0	.000	1	1	1.000	3	2	5	3.1	3	0	0	0	1	0	5	2.9	
WESTERN KENTUCKY	12/08/18	7	0	2	.000	0	1	.000	0	0	.000	0	1	1	2.9	2	0	0	1	0	0	0	2.5	
vs UTSA	12/15/18	10	2	6	.333	0	1	.000	0	0	.000	4	0	4	3.0	2	0	0	1	0	0	4	2.7	
GEORGIA TECH	12/19/18	10	0	0	.000	0	0	.000	2	2	1.000	1	1	2	2.9	2	0	0	0	0	0	2	2.6	
TEXAS STATE	12/22/18	22	1	3	.333	1	1	1.000	1	4	.250	3	2	5	3.1	2	0	4	2	0	0	4	2.7	
AUSTIN PEAY	12/28/18	10	0	2	.000	0	0	.000	1	2	.500	2	0	2	3.0	1	0	3	0	0	1	1	2.6	
at Texas A&M	01/05/19	18	3	6	.500	0	2	.000	0	0	.000	3	4	7	3.3	4	0	1	1	1	1	6	2.8	
FLORIDA	01/09/19	14	0	1	.000	0	1	.000	0	4	.000	3	5	8	3.6	5	1	0	2	1	0	0	2.6	
Totals		0	179	13	45	.289	2	12	.167	9	25	.360	26	25	51	3.6	39	2	15	15	7	7	37	2.6

Assists/game: 1.1  
Turnovers/game: 1.1  
Assist/turnover ratio: 1.0  
Steals/game: 0.5  
Blocks/game: 0.5

### • PERSONAL BESTS •

#### POINTS

Season: 6 (2x), last at TX A&M (01/05/19) SEC: 6 at Texas A&M (01/05/19)  
Career: 6 (3x), last at TX A&M (01/05/19) SEC: 6 (2x), last at TX A&M (01/05/19)

#### FIELD GOALS MADE

Season: 3 at Texas A&M (01/05/19) SEC: 3 at Texas A&M (01/05/19)  
Career: 3 (2x), last at TX A&M (01/05/19) SEC: 3 (2x), last at TX A&M (01/05/19)

#### FIELD GOALS ATTEMPTED

Season: 6 (2x), last at TX A&M (01/05/19) SEC: 6 at Texas A&M (01/05/19)  
Career: 6 (3x), last at TX A&M (01/05/19) SEC: 6 (2x), last at TX A&M (01/05/19)

#### 3-POINT FIELD GOALS MADE

Season: 1 (2x), last vs TX ST (12/22/18) SEC: --  
Career: 1 (2x), last vs TX ST (12/22/18) SEC: --

#### 3-POINT FG ATTEMPTS

Season: 2 (2x), last at TX A&M (01/05/19) SEC: 2 at Texas A&M (01/05/19)  
Career: 2 (2x), last at TX A&M (01/05/19) SEC: 2 at Texas A&M (01/05/19)

#### FREE THROWS MADE

Season: 2 (2x), last vs Ga Tech (12/19/18) SEC: --  
Career: 2 (2x), last vs Ga Tech (12/19/18) SEC: 1 (2x), last at Miss (02/13/18)

#### FREE THROWS ATTEMPTED

Season: 4 (2x), last vs TX ST (12/22/18) SEC: 2 at Texas A&M (01/09/18)  
Career: 4 (2x), last vs TX ST (12/22/18) SEC: 2 (2x), last at TX A&M (01/05/19)

#### REBOUNDS

Season: 8 vs. Florida (01/09/19) SEC: 8 vs. Florida (01/09/19)  
Career: 8 vs. Florida (01/09/19) SEC: 8 vs. Florida (01/09/19)

#### ASSISTS

Season: 4 vs. Texas State (12/22/18) SEC: 1 at Texas A&M (01/05/19)  
Career: 4 vs. Texas State (12/22/18) SEC: 2 vs. South Carolina (02/06/18)

#### STEALS

Season: 2 vs Montana State (11/21/18) SEC: 1 at Texas A&M (01/05/19)  
Career: 2 vs Montana State (11/21/18) SEC: 1 (3x), last at TX A&M (01/05/19)

#### BLOCKED SHOTS

Season: 1 (6x), last vs. Florida (01/09/19) SEC: 1 (2x), vs. Florida (01/09/19)  
Career: 1 (10x), last vs. Fla. (01/09/19) SEC: 1 (5x), last vs. Fla. (01/09/19)

#### MINUTES

Season: 22 vs Texas State (12/22/18) SEC: 18 at Texas A&M (01/05/19)  
Career: 22 vs. Texas State (12/22/18) SEC: 18 at Texas A&M (01/05/19)

## GABE OSABUOHEN CAREER STATISTICS

Year	GP	GS	Min	Avg	FG	FGA	Pct	3FG	3FGA	Pct	FT	FTA	Pct	Off	Def	Tot	Avg	PF	FO	Ass	TO	Blk	Stl	Pts	Avg
2017-18	20	0	136	6.8	10	25	.400	0	4	.000	2	10	.200	6	22	28	1.4	21	0	7	11	3	3	22	1.1
2018-19	14	0	179	12.8	13	45	.289	2	12	.167	9	25	.360	26	25	51	3.6	39	2	15	15	7	7	37	2.6
TOTAL	34	0	315	9.3	23	70	.329	2	16	.125	11	35	.314	32	47	79	2.3	60	2	22	26	10	10	59	1.7



## 24 ETHAN HENDERSON

F, Fr., 6-8, 210 | Little Rock, Ark. / Parkview Magnet HS

### 2018-19 (Fr.) HIGHLIGHTS:

- Had two rebounds and a blocked shot in eight minutes versus Montana State.
- Grabbed two rebounds and dished out first career assist in UTA win.
- Scored first points versus FIU, making a basket and a free throw, and had first steal.



## #24 ETHAN HENDERSON 2018-19 GAME STATS

Opponent	Date	GS	Min	FG	FGA	Pct	3FG	3A	Pct	FT	FTA	Pct	O	D	Tot	Avg	PF	FO	A	TO	Blk	Stl	Pts	Avg
vs Texas	11/09/18	DNP																						
UC DAVIS	11/12/18	2		0	0	.000	0	0	.000	0	0	.000	0	0	0	0.0	1	0	0	1	0	0	0	0
INDIANA	11/18/18	DNP																						
MONTANA STATE	11/21/18	8		0	0	.000	0	0	.000	0	1	.000	1	1	2	1.0	1	0	0	2	1	0	0	0
UT ARLINGTON	11/23/18	2		0	0	.000	0	0	.000	0	0	.000	0	2	2	1.3	1	0	1	0	0	0	0	0
FIU	12/01/18	4		1	1	1.000	0	0	.000	1	2	.500	0	1	1	1.3	0	0	0	0	0	1	3	0.8
at Colorado State	12/05/18	2		0	0	.000	0	0	.000	0	0	.000	0	0	0	1.0	0	0	0	0	0	0	0	0.6
WESTERN KENTUCKY	12/08/18	DNP																						
vs UTSA	12/15/18	DNP																						
GEORGIA TECH	12/19/18	DNP																						
TEXAS STATE	12/22/18	DNP																						
AUSTIN PEAY	12/28/18	DNP																						
at Texas A&M	01/05/19	DNP																						
FLORIDA	01/09/19	DNP																						
Totals		0	18	1	1	1.000	0	0	.000	1	3	.333	1	4	5	1.0	3	0	1	3	1	1	3	0.6

Rebounds/game: 1.0  
Assists/game: 0.2  
Turnovers/game: 0.6  
Assist/turnover ratio: 0.3  
Steals/game: 0.2  
Blocks/game: 0.2

### • PERSONAL BESTS •

#### POINTS

Season: 3 vs FIU (12.01/18)

Career: --

SEC: --

SEC: --

#### FIELD GOALS MADE

Season: 1 vs FIU (12.01/18)

Career: --

SEC: --

SEC: --

#### FIELD GOALS ATTEMPTED

Season: 1 vs FIU (12.01/18)

Career: --

SEC: --

SEC: --

#### 3-POINT FIELD GOALS MADE

Season: --

Career: --

SEC: --

SEC: --

#### 3-POINT FG ATTEMPTS

Season: --

Career: --

SEC: --

SEC: --

#### FREE THROWS MADE

Season: 1 vs FIU (12.01/18)

Career: --

SEC: --

SEC: --

#### FREE THROWS ATTEMPTED

Season: 2 vs FIU (12.01/18)

Career: --

SEC: --

SEC: --

#### REBOUNDS

Season: 2 (2x), last vs. UTA (11/23/18)

Career: --

SEC: --

SEC: --

#### ASSISTS

Season: 1 vs UTA (11/23/18)

Career: --

SEC: --

SEC: --

#### STEALS

Season: --

Career: --

SEC: --

SEC: --

#### BLOCKED SHOTS

Season: 1 vs. Montana State (11/21/18)

Career: --

SEC: --

SEC: --

#### MINUTES

Season: 8 vs. Montana State (11/21/18)

Career: --

SEC: --

SEC: --

## ETHAN HENDERSON CAREER STATISTICS

Year	GP	GS	Min	Avg	FG	FGA	Pct	3FG	3FGA	Pct	FT	FTA	Pct	Off	Def	Tot	Avg	PF	FO	Ast	TO	Blk	Stl	Pts	Avg
2018-19	5	0	18	3.6	1	1	1.000	0	0	.000	1	3	.333	1	4	5	1.0	3	0	1	3	1	1	3	0.6



## 35 REGGIE CHANEY

F, Fr., 6-8, 222 | Tulsa, Okla. / Findlay Prep (Nev.)

### IN THE NCAA / SEC

- 80th NCAA • 12th SEC Blocked shots - average (1.64)
- 86th NCAA • 12th SEC Blocked shots - total (23)

• After two great games versus UTSA and Georgia Tech, he earned his first career start versus Texas State ... Versus UTSA and Tech, played 28 and 27 minutes, respectively, and started the second half each game ... Had team-best 17 deflections over the two games, 8.5 ppg, 4.5 rebs, .615 FG%; 2.5 assists, 3.0 blocked shots, 2.5 assists.

### 2018-19 (Fr.) HIGHLIGHTS:

- Had seven blocked shots over a three-game span (UTSA, Ga Tech and Texas State).
- Led the team with a season-best eight rebounds versus UT Arlington .. Matched that total at Colorado State.
- Battled foul trouble versus Texas, but still pulled down five rebounds and had a steal in just 11 minutes.
- Was productive in his 13 minutes versus Indiana, getting four points, three rebounds and three blocked shots
- "Started" the second half versus Montana State.
- With Daniel Gafford on the bench at Colorado State in foul trouble in the first half, Chaney stepped up and played a key role in the Razorbacks maintaining the lead ... Had nine points and five rebounds in the half and finished with a season-best 1 points while tying his season-best with eight rebounds.
- Had his best overall game versus UTSA ... Set or tied career highs in minutes (28), points (11 - tied), assists (4), steals (4) and blocked shots (3 - tied) ... Added five rebounds ... "Started" the second half and he responded by going 5-of-5 from the field with two steals (both inside the first minute-and-a-half), three blocked shots and two assists.
- Backed that up versus Georgia Tech by playing 27 minutes and earning his third "second-half start" of the season.
- Earned first career start versus Texas State ... Had some struggles as he only played 12 minutes and committed five turnovers ... However, he scored seven points (3-of-4 FG and 1-1 FT) and pulled down six rebounds (five on defensive end) while adding two blocked shots.
- Returned to the bench - and his high-level of play - by playing 25 minutes versus Austin Peay ... Scored a career-high 12 points, making a career-best 6-of-9 shots from the field.



## #35 REGGIE CHANEY 2018-19 GAME STATS

Opponent	Date	GS	Min	FG	FGA	Pct	3FG	3FGA	Pct	FT	FTA	Pct	O	D	Tot	Avg	PF	FO	A	TO	Blk	Stl	Pts	Avg
vs Texas	11/09/18	11		0	1	.000	0	0	.000	0	0	.000	2	3	5	5.0	4	0	0	3	0	1	0	0.0
UC DAVIS	11/12/18	11		1	4	.250	0	0	.000	1	4	.250	1	0	1	3.0	3	0	0	1	1	0	3	1.5
INDIANA	11/18/18	13		2	4	.500	0	0	.000	0	1	.000	1	2	3	3.0	0	0	0	1	3	0	4	2.3
MONTANA STATE	11/21/18	18		4	6	.667	0	0	.000	0	0	.000	2	3	5	3.5	4	0	1	2	1	0	8	3.8
UT ARLINGTON	11/23/18	18		4	7	.571	0	0	.000	0	2	.000	2	6	8	4.4	3	0	0	3	1	0	8	4.6
FIU	12/01/18	10		1	2	.500	0	0	.000	0	0	.000	0	0	0	3.7	2	0	0	0	2	1	2	4.2
at Colorado State	12/05/18	19		5	8	.625	0	0	.000	1	3	.333	3	5	8	4.3	3	0	0	1	3	0	11	5.1
WESTERN KENTUCKY	12/08/18	14		2	4	.500	0	0	.000	0	0	.000	0	4	4	4.3	0	0	0	1	1	0	4	5.0
vs UTSA	12/15/18	28		5	7	.714	0	0	.000	1	2	.500	1	4	5	4.3	2	0	4	0	3	4	11	5.7
GEORGIA TECH	12/19/18	27		3	6	.500	0	0	.000	0	0	.000	1	3	4	4.3	2	0	1	1	3	1	6	5.7
TEXAS STATE	12/22/18 *	12		3	4	.750	0	0	.000	1	1	1.000	1	5	6	4.5	4	0	0	5	2	0	7	5.8
AUSTIN PEAY	12/28/18	25		6	9	.667	0	0	.000	0	0	.000	1	3	4	4.4	2	0	1	2	1	0	12	6.3
at Texas A&M	01/05/19	11		1	4	.250	0	0	.000	0	0	.000	0	3	3	4.3	3	0	0	0	1	0	2	6.0
FLORIDA	01/09/19	5		0	2	.000	0	0	.000	0	0	.000	0	1	1	4.1	1	0	0	1	1	0	0	5.6
<b>Totals</b>		<b>1</b>	<b>222</b>	<b>37</b>	<b>68</b>	<b>.544</b>	<b>0</b>	<b>0</b>	<b>.000</b>	<b>4</b>	<b>13</b>	<b>.308</b>	<b>15</b>	<b>42</b>	<b>57</b>	<b>4.1</b>	<b>33</b>	<b>0</b>	<b>7</b>	<b>21</b>	<b>23</b>	<b>7</b>	<b>78</b>	<b>5.6</b>

Assists/game: 0.5  
Turnovers/game: 1.5  
Assist/turnover ratio: 0.3  
Steals/game: 0.5  
Blocks/game: 1.6

### • PERSONAL BESTS •

#### POINTS

Season: 12 vs. Austin Peay (12/28/18) SEC: 2 at Texas A&M (01/05/19)  
Career: -- SEC: --

#### FIELD GOALS MADE

Season: 6 vs. Austin Peay (12/28/18) SEC: 1 at Texas A&M (01/05/19)  
Career: -- SEC: --

#### FIELD GOALS ATTEMPTED

Season: 9 vs. Austin Peay (12/28/18) SEC: 4 at Texas A&M (01/05/19)  
Career: -- SEC: --

#### 3-POINT FIELD GOALS MADE

Season: -- SEC: --  
Career: -- SEC: --

#### 3-POINT FG ATTEMPTS

Season: -- SEC: --  
Career: -- SEC: --

#### FREE THROWS MADE

Season: 1 (4x), last vs. TX ST (12/22/18) SEC: --  
Career: -- SEC: --

#### FREE THROWS ATTEMPTED

Season: 4 vs. UC Davis (11/12/18) SEC: --  
Career: -- SEC: --

#### REBOUNDS

Season: 8 (2x), last at CSU (12/05/18) SEC: 3 at Texas A&M (01/05/19)  
Career: -- SEC: --

#### ASSISTS

Season: 4 vs. UTSA (12/15/18) SEC: --  
Career: -- SEC: --

#### STEALS

Season: 4 vs. UTSA (12/15/18) SEC: --  
Career: -- SEC: --

#### BLOCKED SHOTS

Season: 3 (4x), last vs. Ga Tech (12/19/18) SEC: 1 (2x), last vs. Florida (01/09/19)  
Career: -- SEC: --

#### MINUTES

Season: 28 vs. UTSA (12/15/18) SEC: 11 at Texas A&M (01/05/19)  
Career: -- SEC: --

## REGGIE CHANEY CAREER STATISTICS

Year	GP	GS	Min	Avg	FG	FGA	Pct	3FG	3FGA	Pct	FT	FTA	Pct	Off	Def	Tot	Avg	PF	FO	Ast	TO	Blk	Stl	Pts	Avg
2018-19	14	1	222	15.9	37	68	.544	0	0	.000	4	13	.308	15	42	57	4.1	33	0	7	21	23	7	78	5.6



## ARKANSAS RAZORBACKS

### 2018-19 SEASON RESULTS & LEADERS

RECORD:	OVERALL	HOME	AWAY	NEUTRAL
ALL GAMES	10-4	7-3	2-0	1-1
CONFERENCE	1-1	0-1	1-0	0-0
NON-CONFERENCE	9-3	7-2	1-0	1-1

DATE	TIME (CT)	OPPONENT	TV	RESULT	ATTEND	RECORD (SEC)	HIGH POINTS	HIGH REBOUNDS
11/09/18	6:00 pm	# vs Texas	ESPN	(ot) 71-73 L	1400	0-1	(20)Daniel Gafford	(12)Daniel Gafford
11/12/18	7:00 pm	+ UC DAVIS	SEC Network +	W 81-58	13444	1-1	(20)Mason Jones	(8)Mason Jones
11/18/18	2:30 pm	+ INDIANA	ESPN	W 73-72	17456	2-1	(27)Daniel Gafford	(12)Daniel Gafford
11/21/18	7:00 pm	+ MONTANA STATE	SEC Network +	W 90-68	13698	3-1	(18)Mason Jones	(7)Daniel Gafford
11/23/18	7:00 pm	+ UT ARLINGTON	SEC Network +	W 78-60	17403	4-1	(21)Daniel Gafford	(8)Reggie Chaney
12/01/18	7:00 pm	FIU	SEC Network +	W 121-89	13763	5-1	(34)Isaiah Joe	(12)Daniel Gafford
12/05/18	9:00 pm	at Colorado State	CBS Sports Network	W 98-74	3238	6-1	(16)Mason Jones	(9)Daniel Gafford
12/08/18	2:30 pm	WESTERN KENTUCKY	SEC Network	77-78 L	14488	6-2	(19)Isaiah Joe	(9)Daniel Gafford
12/15/18	7:00 pm	! vs UTSA	--	W 79-67	13728	7-2	(21)Isaiah Joe	(14)Daniel Gafford
12/19/18	8:00 pm	GEORGIA TECH	SEC Network	65-69 L	14368	7-3	(17)Mason Jones	(8)Daniel Gafford
12/22/18	1:00 pm	TEXAS STATE	SEC Network	W 73-70	13463	8-3	(21)Mason Jones	(10)Daniel Gafford
12/28/18	7:00 pm	AUSTIN PEAY	SEC Network +	W 76-65	14267	9-3	(16)Daniel Gafford	(10)Daniel Gafford
01/05/19	5:00 pm	* at Texas A&M	SEC Network	W 73-71	10049	10-3 1-0	(15)Jalen Harris	(11)Daniel Gafford
01/09/19	7:00 pm	* FLORIDA	SEC Network	51-57 L	17160	10-4 1-1	(30)Mason Jones	(12)Daniel Gafford
01/12/19	5:00 pm	* LSU	SEC Network					
01/15/19	6:00 pm	* at Tennessee	ESPN2					
01/19/19	Noon	* at Ole Miss	SEC Network					
01/23/19	8:00 pm	* MISSOURI	SEC Network					
01/26/19	5:00 pm	% at Texas Tech	ESPN/ESPN2					
01/29/19	6:00 pm	* GEORGIA	ESPNU					
02/02/19	5:00 pm	* at LSU	SEC Network					
02/05/19	8:00 pm	* VANDERBILT	SEC Network					
02/09/19	2:30 pm	* at South Carolina	SEC Network					
02/12/19	8:00 pm	* at Missouri	ESPN/ESPN2/ESPNU					
02/16/19	7:30 pm	* MISSISSIPPI STATE	SEC Network					
02/20/19	7:30 pm	* at Auburn	SEC Network					
02/23/19	7:30 pm	* TEXAS A&M	SEC Network					
02/26/19	8:00 pm	* at Kentucky	ESPN/ESPN2/SEC					
03/02/19	Noon	* OLE MISS	SEC Network					
03/06/19	7:30 pm	* at Vanderbilt	SEC Network					
03/09/19	5:00 pm	* ALABAMA	SEC Network					
03/13-17/19		^ SEC Tournament	TBD					

Home Games in CAPS | \* - Conference game | # - ESPN Armed Forces Classic (Fort Bliss - El Paso, Texas) | + = Hardwood Classic  
! - at Verizon Arena (North Little Rock, Ark.) | % - Big 12/SEC Challenge | ^ - SEC Tournament (Nashville, Tenn. - Bridgestone Arena)

ATTENDANCE SUMMARY	GAMES	TOTALS	AVG/GAME
HOME	10	149510	14951
AWAY	2	13287	6644
NEUTRAL	2	15128	7564
TOTAL	14	177925	12709

## ARKANSAS RAZORBACKS

## 2018-19 SEASON STATISTICS • ALL GAMES

RECORD:	OVERALL	HOME	AWAY	NEUTRAL
ALL GAMES	10-4	7-3	2-0	1-1
CONFERENCE	1-1	0-1	1-0	0-0
NON-CONFERENCE	9-3	7-2	1-0	1-1

				• TOTAL •			• 3-PTS •			• REBOUNDS •																
##	Player	GP	GS	Min	Avg	FG	FGA	Pct	3FG	FGA	Pct	FT	FTA	Pct	Off	Def	Tot	Avg	PF	FO	A	TO	Blk	Stl	Pts	Avg
10	Daniel Gafford	14	14	398	28.4	88	136	.647	0	0	.000	54	91	.593	41	94	135	9.6	37	1	12	35	31	15	230	16.4
01	Isaiah Joe	14	14	403	28.8	64	152	.421	51	117	.436	28	39	.718	7	26	33	2.4	26	0	26	20	1	22	207	14.8
13	Mason Jones	14	14	418	29.9	56	133	.421	34	88	.386	54	66	.818	9	59	68	4.9	33	1	45	27	2	13	200	14.3
05	Jalen Harris	14	14	431	30.8	40	109	.367	4	33	.121	41	57	.719	6	32	38	2.7	30	0	92	17	1	15	125	8.9
02	Adrio Bailey	14	13	288	20.6	36	78	.462	1	5	.200	19	34	.559	13	42	55	3.9	39	1	11	11	14	12	92	6.6
35	Reggie Chaney	14	1	222	15.9	37	68	.544	0	0	.000	4	13	.308	15	42	57	4.1	33	0	7	21	23	7	78	5.6
00	Desi Sills	14	0	229	16.4	23	49	.469	10	27	.370	12	19	.632	5	13	18	1.3	31	0	25	23	0	9	68	4.9
11	K. Embery-Simpson	14	0	193	13.8	19	61	.311	10	38	.263	8	13	.615	4	16	20	1.4	15	0	8	9	2	11	56	4.0
22	Gabe Osabuohien	14	0	179	12.8	13	45	.289	2	12	.167	9	25	.360	26	25	51	3.6	39	2	15	15	7	7	37	2.6
25	Jordan Phillips	7	0	38	5.4	3	20	.150	0	6	.000	4	4	1.000	1	4	5	0.7	6	0	1	2	0	1	10	1.4
24	Ethan Henderson	5	0	18	3.6	1	11	.000	0	0	.000	1	3	.333	1	4	5	1.0	3	0	1	3	1	1	3	0.6
15	Jonathan Holmes	3	0	7	2.3	0	5	.000	0	3	.000	0	0	.000	0	0	0	0.0	1	0	0	0	0	0	0	0.0
12	Ty Stevens	1	0	1	1.0	0	0	.000	0	0	.000	0	0	.000	0	0	0	0.0	0	0	0	0	0	0	0	0.0
TM	TEAM.....														28	33	61	4.4	0		1				0	
	ARKANSAS.....	14				380	857	.443	112	329	.340	234	364	.643	156	390	546	39.0	293	5	243	184	82	113	1106	79.0
	Opponents.....	14				324	844	.384	108	370	.292	215	324	.664	180	376	556	39.7	328	-	170	222	40	76	971	69.4

SCORE BY PERIODS:	1st	2nd	OT	Total
Arkansas	522	576	8	1106
Opponents	449	512	10	971

DEADBALL REBOUNDS:	OFF	DEF	TOTAL
Arkansas	62	16	78
Opponents	43	13	56

## ARKANSAS RAZORBACKS

## 2018-19 STATISTICS • SEC GAMES ONLY

RECORD:	OVERALL	HOME	AWAY	NEUTRAL
SEC GAMES ONLY	1-1	0-1	1-0	0-0

##	Player	GP	GS	Min	Avg	• TOTAL •			• 3-PTS •			• REBOUNDS •				PF		FO						Pts		Avg	
						FG	FGA	Pct	3FG	FGA	Pct	FT	FTA	Pct	Off												
13	Mason Jones	2	2	58	29.0	10	24	.417	7	20	.350	12	13	.923	0	7	7	3.5	3	0	6	5	1	0	39	19.5	
10	Daniel Gafford	2	2	52	26.0	8	15	.533	0	0	.000	4	8	.500	8	15	23	11.5	8	0	2	1	1	1	20	10.0	
01	Isaiah Joe	2	2	62	31.0	5	18	.278	5	16	.313	2	5	.400	0	5	5	2.5	4	0	4	4	1	2	17	8.5	
05	Jalen Harris	2	2	71	35.5	5	14	.357	1	6	.167	6	13	.462	0	4	4	2.0	4	0	12	3	0	0	17	8.5	
00	Desi Sills	2	0	36	18.0	5	12	.417	3	8	.375	1	2	.500	1	0	1	0.5	6	0	1	5	0	0	14	7.0	
02	Adrio Bailey	2	2	46	23.0	4	15	.267	0	0	.000	1	3	.333	3	7	10	5.0	4	0	0	0	1	2	9	4.5	
22	Gabe Osabuohien	2	0	32	16.0	3	7	.429	0	3	.000	0	4	.000	6	9	15	7.5	9	1	1	3	2	1	6	3.0	
35	Reggie Chaney	2	0	16	8.0	1	6	.167	0	0	.000	0	0	.000	0	4	4	2.0	4	0	0	1	2	0	2	1.0	
25	Jordan Phillips	1	0	2	2.0	0	1	.000	0	1	.000	0	0	.000	0	0	0	0.0	0	0	0	0	0	0	0	0.0	
11	K. Embery-Simpson	2	0	25	12.5	0	8	.000	0	5	.000	0	0	.000	1	4	5	2.5	0	0	0	1	0	2	0	0.0	
TM	TEAM.....														8	7	15	7.5	0		1				0		
	RAZORBACKS.....	2				41	120	.342	16	59	.271	26	48	.542	27	62	89	44.5	42	1	26	24	8	8	124	62.0	
	Opponents.....	2				43	119	.361	11	50	.220	31	44	.705	21	60	81	40.5	47	-	23	20	8	6	128	64.0	

SCORE BY PERIODS:	1st	2nd	Total
Arkansas	54	70	124
Opponents	64	64	128

DEADBALL REBOUNDS:	OFF	DEF	TOTAL
Arkansas	13	1	14
Opponents	5	1	6

## 2018-19 RAZORBACK GAME-BY-GAME STATISTICS

Opponent	Date	Score	W/L	• TOTAL •			• 3-PTRS •			• REBOUNDS •			PF					Pts	Avg
				FG	FGA	Pct	3FG	FGA	Pct	FT	FTA	Pct		Off	Def	Tot	Avg		
vs Texas	11/09/18	71-73	Lot	25	61	.410	8	22	.364	13	24	.542	23	10	36	46	46.0	71	71.0
UC DAVIS	11/12/18	81-58	W	23	49	.469	8	20	.400	27	41	.659	21	5	26	31	38.5	81	76.0
INDIANA	11/18/18	73-72	W	28	64	.438	6	23	.261	11	19	.579	16	9	23	32	36.3	73	75.0
MONTANA STATE	11/21/18	90-68	W	37	70	.529	11	35	.314	5	10	.500	25	10	24	34	35.8	90	78.8
UT ARLINGTON	11/23/18	78-60	W	21	55	.382	2	16	.125	34	46	.739	25	14	32	46	37.8	78	78.6
FIU	12/01/18	121-89	W	42	69	.609	13	25	.520	24	39	.615	28	10	40	50	39.8	121	85.7
at Colorado State	12/05/18	98-74	W	38	73	.521	14	28	.500	8	14	.571	22	15	31	46	40.7	98	87.4
WESTERN KENTUCKY	12/08/18	77-78	L	30	69	.435	8	25	.320	9	16	.563	13	9	25	34	39.9	77	86.1
vs UTSA	12/15/18	79-67	W	23	55	.418	6	16	.375	27	34	.794	20	11	28	39	39.8	79	85.3
GEORGIA TECH	12/19/18	65-69	L	24	63	.381	10	32	.313	7	9	.778	17	13	18	31	38.9	65	83.3
TEXAS STATE	12/22/18	73-70	W	21	47	.447	3	11	.273	28	40	.700	20	9	25	34	38.5	73	82.4
AUSTIN PEAY	12/28/18	76-65	W	27	62	.435	7	17	.412	15	24	.625	21	14	20	34	38.1	76	81.8
at Texas A&M	01/05/19	73-71	W	26	70	.371	10	33	.303	11	22	.500	22	17	30	47	38.8	73	81.2
FLORIDA	01/09/19	51-57	L	15	50	.300	6	26	.231	15	26	.577	20	10	32	42	39.0	51	79.0
Arkansas		1106		380	857	.443	112	329	.340	234	364	.643	293	156	390	546	39.0	1106	79.0
Opponents		971		324	844	.384	108	370	.292	215	324	.664	328	180	376	556	39.7	971	69.4

Assists/game: 17.4

Turnovers/game: 13.1

Assist/turnover ratio: 1.3

Steals/game: 8.1

Blocks/game: 5.9

## 2018-19 OPPONENT GAME-BY-GAME STATISTICS

Opponent	Date	Score	W/L	• TOTAL •			• 3-PTRS •			• REBOUNDS •			PF					Pts	Avg
				FG	FGA	Pct	3FG	FGA	Pct	FT	FTA	Pct		Off	Def	Tot	Avg		
vs Texas	11/09/18	71-73	Lot	21	67	.313	10	31	.323	21	30	.700	25	16	32	48	48.0	73	73.0
UC DAVIS	11/12/18	81-58	W	18	56	.321	7	29	.241	15	18	.833	32	11	25	36	42.0	58	65.5
INDIANA	11/18/18	73-72	W	27	58	.466	8	20	.400	10	15	.667	20	8	32	40	41.3	72	67.7
MONTANA STATE	11/21/18	90-68	W	21	59	.356	11	34	.324	15	24	.625	17	18	22	40	41.0	68	67.8
UT ARLINGTON	11/23/18	78-60	W	18	55	.327	6	27	.222	18	27	.667	34	9	27	36	40.0	60	66.2
FIU	12/01/18	121-89	W	31	83	.373	6	37	.162	21	34	.618	27	20	23	43	40.5	89	70.0
at Colorado State	12/05/18	98-74	W	21	54	.389	11	23	.478	21	30	.700	15	8	24	32	39.3	74	70.6
WESTERN KENTUCKY	12/08/18	77-78	L	29	58	.500	9	22	.409	11	17	.647	15	8	29	37	39.0	78	71.5
vs UTSA	12/15/18	79-67	W	21	61	.344	8	29	.276	17	24	.708	29	14	22	36	38.7	67	71.0
GEORGIA TECH	12/19/18	65-69	L	25	55	.455	5	17	.294	14	20	.700	16	15	28	43	39.1	69	70.8
TEXAS STATE	12/22/18	73-70	W	25	60	.417	12	26	.462	8	21	.381	29	17	25	42	39.4	70	70.7
AUSTIN PEAY	12/28/18	76-65	W	24	59	.407	4	25	.160	13	20	.650	22	15	27	42	39.6	65	70.2
at Texas A&M	01/05/19	73-71	W	25	61	.410	5	24	.208	16	25	.640	22	11	31	42	39.8	71	70.3
FLORIDA	01/09/19	51-57	L	18	58	.310	6	26	.231	15	19	.789	25	10	29	39	39.7	57	69.4
Opponents		971		324	844	.384	108	370	.292	215	324	.664	328	180	376	556	39.7	971	69.4
Arkansas		1106		380	857	.443	112	329	.340	234	364	.643	293	156	390	546	39.0	1106	79.0

Assists/game: 12.1

Turnovers/game: 15.9

Assist/turnover ratio: 0.8

Steals/game: 5.4

Blocks/game: 2.9



# ARKANSAS RAZORBACKS

## 2018-19 GAME-BY-GAME POINTS-ASSISTS-REBOUNDS

				00	01	02	05	10	11	12	13	15	22	24	35
Opponent	Date	Score	WL	SILLS	JOE	BAILEY	HARRIS	GAFFORD	EMBERY-SIMPSON	STEVENS	JONES	HOLMES	OSABUOHIE	HENDERSON	CHANEY
vs TEX	11/09/18	71-73	LOT	3-1-0	17-2-0	8-5-1	11-5-4	20-12-0	0-2-0	DNP	11-6-3	DNP	1-3-0	DNP	0-5-0
UCD	11/12/18	81-58	W	2-1-0	14-5-2	20-4-2	2-2-4	12-4-2	7-0-1	DNP	21-8-2	DNP	0-5-1	0-0-0	3-1-0
IND	11/18/18	73-72	W	2-1-2	13-2-3	4-1-1	5-2-4	27-12-0	2-2-1	DNP	11-5-7	DNP	5-0-2	DNP	4-3-0
MSU	11/21/18	90-68	W	5-1-5	10-3-5	10-3-2	11-2-11	16-7-0	6-0-1	0-0-0	18-3-3	0-0-0	6-2-1	0-2-0	8-5-1
UTA	11/23/18	78-60	W	3-1-2	10-3-3	14-5-1	14-3-6	21-5-0	2-3-0	DNP	4-5-0	0-0-0	0-2-2	0-2-1	8-8-0
FIU	12/01/18	121-89	W	7-3-6	34-1-3	10-5-1	9-3-10	23-12-0	7-3-3	DNP	19-10-3	0-0-0	3-5-1	3-1-0	2-0-0
at CSU	12/05/18	98-74	W	8-1-2	14-2-1	10-8-3	8-5-12	12-9-3	14-2-2	DNP	16-4-4	DNP	5-5-0	0-0-0	11-8-0
WKU	12/08/18	77-78	L	9-2-0	19-3-1	0-5-0	13-4-7	17-9-1	0-0-0	DNP	15-3-1	DNP	0-1-0	DNP	4-4-0
vs UTSA	12/15/18	79-67	W	9-1-0	21-1-0	2-3-0	11-2-10	13-14-0	2-0-0	DNP	6-4-3	DNP	4-4-0	DNP	11-5-4
GT	12/19/18	65-69	L	6-2-0	13-3-3	0-2-0	7-3-4	14-8-3	0-0-0	DNP	17-6-5	DNP	2-2-0	DNP	6-4-1
TXST	12/22/18	73-70	W	0-0-2	10-3-0	0-3-0	10-0-1	19-10-1	2-2-0	DNP	21-4-4	DNP	4-5-4	DNP	7-6-0
APSU	12/28/18	76-65	W	0-3-5	15-0-1	5-1-0	7-3-7	16-10-0	14-1-0	DNP	2-3-4	DNP	1-2-3	DNP	12-4-1
at TAMU	01/05/19	73-71	W	14-1-1	11-2-1	5-5-0	15-3-9	11-11-1	0-2-0	DNP	9-5-3	DNP	6-7-1	DNP	2-3-0
UF	01/09/19	51-57	L	0-0-0	6-3-3	4-5-0	2-1-3	9-12-1	0-3-0	DNP	30-2-3	DNP	0-8-0	DNP	0-1-0

# ARKANSAS RAZORBACKS

## 2018-19 STARTING LINEUPS

Date	Opponent	GUARD	GUARD	GUARD	FORWARD	FORWARD	1st SUB	Outcome
Nov. 09	vs. Texas	Joe	Harris	Jones	Bailey	Gafford	Gabe	L, 71-73 ot
Nov. 12	UC Davis	Joe	Harris	Jones	Bailey	Gafford	Gabe/Desi	W, 81-58
Nov. 18	Indiana	Joe	Harris	Jones	Bailey	Gafford	Gabe	W, 73-72
Nov. 21	Montana State	Joe	Harris	Jones	Bailey	Gafford	Gabe	W, 90-68
Nov. 23	UT Arlington	Joe	Harris	Jones	Bailey	Gafford	Desi	W, 78-60
Dec. 01	FIU	Joe	Harris	Jones	Bailey	Gafford	Gabe/Desi	W, 121-89
Dec. 05	at Colorado State	Joe	Harris	Jones	Bailey	Gafford	Gabe	W, 98-74
Dec. 08	Western Kentucky	Joe	Harris	Jones	Bailey	Gafford	Gabe/Desi	L, 77-78
Dec. 15	vs. UTSA	Joe	Harris	Jones	Bailey	Gafford	Gabe/Desi	W, 79-67
Dec. 19	Georgia Tech	Joe	Harris	Jones	Bailey	Gafford	Reggie/Desi	L, 65-69
Dec. 22	Texas State	Joe	Harris	Jones	Chaney	Gafford	Gabe/Desi	W, 73-70
Dec. 28	vs. Austin Peay	Joe	Harris	Jones	Bailey	Gafford	Gabe/Desi	W, 76-65
Jan. 05	at Texas A&M	Joe	Harris	Jones	Bailey	Gafford	Gabe/Desi	W, 73-71
Jan. 09	Georgia Tech	Joe	Harris	Jones	Bailey	Gafford	Gabe	L, 51-57

### RECORD BY LINEUP:

Joe	Harris	Jones	Bailey	Gafford	9-4
Joe	Harris	Jones	Chaney	Gafford	1-0

# ARKANSAS RAZORBACKS

## 2018-19 SPECIALTY STATS (ARKANSAS/OPPONENT)

Opponent	Pts in Paint	Pts Off TO	2nd Chance	Fast Break	Bench	Ties	Lead Chng	Largest Lead	Opp Largest Lead	Ark Led	Opp Led	Gm Tied
vs. Texas	20 / 20	14 / 13	6 / 10	2 / 2	4 / 25	6	10	Ark 8 15:02 1st	Tex 12 9:59 1st	14:56	26:52	3:12
UC Davis	26 / 18	26 / 8	5 / 11	4 / 3	12 / 17	0	0	Ark 24 00:10 2nd	UCD --	39:02	--	0:58
Indiana	38 / 30	14 / 13	3 / 13	6 / 4	13 / 14	8	9	Ark 10 17:10 2nd	Ind 5 13:20 1st	26:13	8:31	5:16
Montana St.	46 / 16	29 / 9	7 / 20	20 / 3	25 / 9	0	0	Ark 29 04:56 2nd	MSU --	39:55	--	0:05
UT Arlington	32 / 22	25 / 8	14 / 7	6 / 2	15 / 21	0	1	Ark 18 04:20 2nd	UTA 1 19:26 1st	38:47	0:49	0:24
FIU	52 / 50	15 / 21	12 / 21	18 / 18	26 / 29	0	0	Ark 35 00:18 2nd	FIU --	39:52	--	0:08
at Colorado St.	40 / 20	16 / 10	22 / 5	17 / 14	38 / 7	0	0	Ark 26 01:22 2nd	CSU --	38:57	--	0:34
Western Ky.	42 / 34	6 / 17	4 / 11	8 / 12	9 / 13	4	5	Ark 9 16:47 1st	WKU 8 12:43 2nd	23:30	15:31	0:59
vs. UTSA	30 / 24	17 / 16	11 / 9	15 / 5	26 / 12	4	6	Ark 12 00:12 2nd	UTSA 5 15:45 1st	23:33	14:11	2:16
Georgia Tech	30 / 26	23 / 13	3 / 15	11 / 11	10 / 14	5	11	Ark 5 13:29 2nd	GT 11 14:37 1st	11:45	23:28	4:37
Texas State	28 / 18	19 / 19	2 / 21	8 / 2	6 / 19	2	1	Ark 10 03:38 2nd	TXST 13 11:32 1st	26:59	11:59	1:01
Austin Peay	38 / 24	21 / 5	14 / 7	13 / 6	31 / 29	10	16	Ark 11 04:15 2nd	AP 4 11:26 1st	18:26	13:46	7:20
at Texas A&M	26 / 38	10 / 6	18 / 16	5 / 8	22 / 13	11	16	Ark 8 14:09 1st	A&M 3 03:31 1st	23:19	7:00	9:41
Florida	18 / 18	12 / 7	2 / 5	2 / 2	0 / 10	1	1	Ark 4 18:06 1st	Fla 16 02:35 2nd	4:04	32:48	3:08

# ARKANSAS RAZORBACKS

## 2018-19 GAME HIGHS IN...

Opponent	DATE	SCORE	RESULT	POINTS	REBOUNDS	ASSISTS	STEALS	BLOCKED SHOTS
vs Texas	11/09/18	71-73	LOT	20-Daniel Gafford	12-Daniel Gafford	4-Jalen Harris	3-Jalen Harris	2-Daniel Gafford
UC DAVIS	11/12/18	81-58	W	21-Mason Jones	8-Mason Jones	4-Jalen Harris	3-Isaiah Joe	4-Daniel Gafford
INDIANA	11/18/18	73-72	W	27-Daniel Gafford	12-Daniel Gafford	7-Mason Jones	2-Daniel Gafford	3-Reggie Chaney Daniel Gafford
MONTANA STATE	11/21/18	90-68	W	18-Mason Jones	7-Daniel Gafford	11-Jalen Harris	5-Isaiah Joe	1-Ethan Henderson Reggie Chaney Adrio Bailey Daniel Gafford
UT ARLINGTON	11/23/18	78-60	W	21-Daniel Gafford	8-Reggie Chaney	6-Jalen Harris	3-Adrio Bailey	2-Adrio Bailey
FIU	12/01/18	121-89	W	34-Isaiah Joe	12-Daniel Gafford	10-Jalen Harris	3-K. Embery-Simpson	4-Adrio Bailey Daniel Gafford
at Colorado State	12/05/18	98-74	W	16-Mason Jones	9-Daniel Gafford	12-Jalen Harris	4-Jalen Harris	3-Daniel Gafford Reggie Chaney
WESTERN KENTUCKY	12/08/18	77-78	L	19-Isaiah Joe	9-Daniel Gafford	7-Jalen Harris	2-Jalen Harris	2-Daniel Gafford
vs UTSA	12/15/18	79-67	W	21-Isaiah Joe	14-Daniel Gafford	10-Jalen Harris	4-Reggie Chaney	3-Reggie Chaney
GEORGIA TECH	12/19/18	65-69	L	17-Mason Jones	8-Daniel Gafford	5-Mason Jones	2-Mason Jones	3-Reggie Chaney Daniel Gafford
TEXAS STATE	12/22/18	73-70	W	21-Mason Jones	10-Daniel Gafford	4-Mason Jones Gabe Osabuohien	3-Isaiah Joe Mason Jones	2-Reggie Chaney Daniel Gafford
AUSTIN PEAY	12/28/18	76-65	W	16-Daniel Gafford	10-Daniel Gafford	7-Jalen Harris	5-Isaiah Joe	4-Daniel Gafford
at Texas A&M	01/05/19	73-71	W	15-Jalen Harris	11-Daniel Gafford	9-Jalen Harris	1-Gabe Osabuohien K. Embery-Simpson Isaiah Joe	1-Reggie Chaney Daniel Gafford Gabe Osabuohien
FLORIDA	01/09/19	51-57	L	30-Mason Jones	12-Daniel Gafford	3-Mason Jones Isaiah Joe Jalen Harris	2-Adrio Bailey	1-Isaiah Joe Adrio Bailey Reggie Chaney Mason Jones Gabe Osabuohien

## GAME 1 Arkansas vs. Texas

Nov. 9, 2018 • Armed Forces Classic • Fort Bliss - El Paso, Texas • ESPN

### Arkansas 71 • 0-1

#	Player	Total		3-Ptr		Rebounds			PF	TP	A TO Blk Stl				Min
		FG-FGA	FT-FTA	FG-FGA	FT-FTA	Off	Def	Tot			A	TO	Blk	Stl	
02	Adrio Bailey	f 4-5	0-1	0-2	0 5 5	3	8	1 1 1	1	35					
10	Daniel Gafford	f 8-15	0-0	4-9	2 10 12	3	20	0 6 2	1	33					
01	Isaiah Joe	f 6-10	5-8	0-0	0 2 2	4	17	0 1 0	0	34					
05	Jalen Harris	f 3-12	0-5	5-6	3 2 5	2	11	4 2 0	3	39					
13	Mason Jones	f 3-10	2-6	3-4	0 6 6	4	11	3 4 1	0	37					
00	Desi Sills	f 1-2	1-1	0-0	0 1 1	2	3	0 0 0	0	16					
11	K. Embery-Simpson	f 0-2	0-0	0-1	1 1 2	0	0	0 0 0	0	9					
22	Gabe Osabuohien	f 0-4	0-1	1-2	2 1 3	1	1	0 1 1	0	11					
35	Reggie Chaney	f 0-1	0-0	0-0	2 3 5	4	0	0 3 0	1	11					
Team					0 5 5										
Totals		25-61	8-22	13-24	10 36 46	23	71	8 18 5	6	225					
FG % 1st Half:		12-30	40.0%	2nd half:	11-24	45.8%	OT:	2-7	28.6%	Game:	25-61	41.0%	Deadball Rebounds		
3FG % 1st Half:		4-9	44.4%	2nd half:	3-9	33.3%	OT:	1-4	25.0%	Game:	8-22	36.4%	5		
FT % 1st Half:		2-5	40.0%	2nd half:	8-13	61.5%	OT:	3-6	50.0%	Game:	13-24	54.2%			

### Texas 73 • 1-0

#	Player	Total		3-Ptr		Rebounds			PF	TP	A TO Blk Stl				Min
		FG-FGA	FT-FTA	FG-FGA	FT-FTA	Off	Def	Tot			A	TO	Blk	Stl	
20	Jericho Sims	f 4-7	0-0	6-10	2 3 5	5	14	0 4 2	0	36					
21	Dylan Osetkowski	f 2-9	1-4	6-10	6 7 13	4	11	1 6 0	3	39					
02	Matt Coleman III	f 0-8	0-3	2-2	0 0 0	5	2	4 1 0	1	29					
12	Kerwin Roach II	f 6-18	4-11	2-2	1 10 11	2	18	2 2 0	1	39					
13	Jase Febres	f 1-6	1-5	0-0	1 0 1	0	3	0 0 0	1	21					
03	Courtney Ramey	f 4-6	2-3	0-0	0 3 3	4	10	2 0 0	0	16					
10	Jaxson Hayes	f 1-2	0-0	0-0	4 4 8	3	2	0 1 2	0	16					
33	Kamaka Hepa	f 1-2	1-1	0-0	0 1 1	0	3	0 0 0	1	5					
55	Elijah Mitrou-Long	f 2-9	1-4	5-6	0 2 2	2	10	1 0 1	1	24					
Team					2 2 4										
Totals		21-67	10-31	21-30	16 32 48	25	73	10 14 5	8	225					
FG % 1st Half:		13-34	38.2%	2nd half:	5-26	19.2%	OT:	3-7	42.9%	Game:	21-67	31.3%	Deadball Rebounds		
3FG % 1st Half:		7-19	36.8%	2nd half:	3-10	30.0%	OT:	0-2	0.0%	Game:	10-31	32.3%	3		
FT % 1st Half:		3-4	75.0%	2nd half:	14-20	70.0%	OT:	4-6	66.7%	Game:	21-30	70.0%			

Officials: Jerry Pollard, Kip Kissinger, Keith Kimble

Technical fouls: Arkansas-None. Texas-None.

Attendance: 1400

2:10 in 1st half - Flagrant 1 foul on #3 (Texas) Ramey

Score by periods	1st	2nd	OT	Total
Arkansas	30	33	8	71
Texas	36	27	10	73

## GAME 3 Arkansas vs. Indiana

Nov. 18, 2018 • Hardwood Showcase • Fayetteville, Ark. - Bud Walton Arena • ESPN

### Indiana 72 • 3-1

#	Player		Total		3-Ptr	Rebounds			PF	TP	A TO Blk Stl				Min
			FG-FGA	FG-FGA	FT-FTA	Off	Def	Tot			A	TO	Blk	Stl	
03	SMITH,JUSTIN	f	1-6	0-2	1-4	0	0	0	2	3	0	2	0	0	15
13	MORGAN,JUWAN	f	6-8	2-3	1-2	3	4	7	4	15	2	2	0	0	23
00	LANGFORD,ROMEO	f	6-15	2-5	8-9	2	8	10	3	22	5	4	1	1	38
01	DURHAM,ALJAMI	f	4-9	3-4	0-0	1	2	3	3	11	3	5	0	0	36
10	PHINISEE,ROB	f	3-7	1-3	0-0	0	2	2	4	7	1	0	0	0	21
20	DAVIS,DE'RON	f	5-6	0-0	0-0	1	4	5	2	10	1	3	0	1	23
23	ANDERSON,DAMEZI	f	2-5	0-2	0-0	0	3	3	2	4	1	1	0	1	26
55	FITZNER,EVAN	f	0-2	0-1	0-0	0	5	5	0	0	0	0	0	1	18
Team						1	4	5			1				
Totals			27-58	8-20	10-15	8	32	40	20	72	13	18	1	4	200
FG % 1st Half:			13-28	46.4%	2nd half:	14-30	46.7%	Game:	27-58	46.6%	Deadball Rebound				
3FG % 1st Half:			3-9	33.3%	2nd half:	5-11	45.5%	Game:	8-20	40.0%	3,2				
FT % 1st Half:			6-10	60.0%	2nd half:	4-5	80.0%	Game:	10-15	66.7%					

### Arkansas 73 • 2-1

#	Player	Total		3-Ptr		Rebounds			PF	TP	A TO Blk Stl				Min
		FG-FGA	FG-FGA	FT-FTA	Off	Def	Tot	A			TO	Blk	Stl		
02	Adrio Bailey	f	2-7	0-1	0-0	0	1	1	3	4	1	0	0	1	25
10	Daniel Gafford	f	12-15	0-0	3-8	5	7	12	2	27	0	3	3	2	31
01	Isaiah Joe	f	5-15	3-11	0-0	0	2	2	0	13	3	1	0	1	33
05	Jalen Harris	f	1-5	1-3	2-2	0	2	2	3	5	4	2	0	1	25
13	Mason Jones	f	3-8	1-4	4-6	0	5	5	2	11	7	0	0	1	38
00	Desi Sills	f	0-2	0-1	2-2	0	1	1	1	2	2	1	0	1	11
11	K. Embery-Simpson	f	1-5	0-2	0-0	0	2	2	3	2	1	0	1	0	14
22	Gabe Osabuohien	f	2-3	1-1	0-0	0	0	0	2	5	2	4	0	1	10
35	Reggie Chaney	f	2-4	0-0	0-1	1	2	3	0	4	0	1	3	0	13
Team						3	1	4							
Totals			28-64	6-23	11-19	9	23	32	16	73	20	12	7	8	200
FG % 1st Half: 14-31		45.2%	2nd half: 14-33	42.4%	Game: 28-64	43.8%	Deadball Rebound 1,2								
3FG % 1st Half: 4-10		40.0%	2nd half: 2-13	15.4%	Game: 6-23	26.1%									
FT % 1st Half: 6-10		60.0%	2nd half: 5-9	55.6%	Game: 11-19	57.9%									

Officials: Joe Lindsay, Keith Kimble, Gerald Williams

Technical fouls: Indiana-None. Arkansas-None.

Attendance: 17456

Tickets Scanned: 12,979

Score by periods	1st	2nd	Total
Indiana	35	37	72
Arkansas	38	35	73

## GAME 2 Arkansas vs. UC Davis

Nov. 12, 2018 • Hardwood Showcase • Fayetteville, Ark. - Bud Walton Arena • SEC+

### UC Davis 58 • 0-3

#	Player	Total		3-Ptr		Rebounds			PF	TP	A TO Blk Stl				Min
		FG-FGA	FT-FTA	FG-FGA	FT-FTA	Off	Def	Tot			A	TO	Blk	Stl	
25	John, AJ	f 1-7	1-6	0-0	0 1 1	5	3	1 0 0	1	21					
44	Goode, Garrison	f 3-4	0-0	0-0	2 3 5	3	6	0 2 0	0	32					
00	Shorts II, TJ	f 5-12	0-2	4-4	3 5 8	2	14	4 7 0	0	35					
05	Schneider, Siler	f 3-9	2-6	0-0	1 1 2	5	8	4 5 0	1	30					
22	Mooney, Joe	f 2-6	2-6	4-6	0 1 1	4	10	1 4 0	0	19					
01	Squire, Damion	f 0-0	0-0	0-0	0 0 0	2	0	0 3 0	0	4					
02	Gonzalez, Stefan	f 2-10	2-9	3-4	0 6 6	3	9	1 3 0	0	27					
11	Fuller, Caleb	f 0-2	0-0	0-0	0 1 1	0	0	0 0 0	0	6					
13	Neufeld, Matt	f 2-5	0-0	2-2	2 4 6	3	6	0 0 0	0	17					
21	Russell, Colin	f 0-1	0-0	0-0	0 1 1	1	0	0 0 0	0	5					
23	Printup, Rogers	f 0-0	0-0	2-2	1 0 1	3	2	0 0 0	1	4					
Team					2 2 4	1									
Totals		18-56	7-29	15-18	11 25 36	32	58	11 24 0	3	200					
FG % 1st Half: 11-28		39.3%	2nd half: 7-28	25.0%	Game: 18-56	32.1%	Deadball Rebounds								
3FG % 1st Half: 4-12		33.3%	2nd half: 3-17	17.6%	Game: 7-29	24.1%	1,2								
FT % 1st Half: 4-4		100.0%	2nd half: 11-14	78.6%	Game: 15-18	83.3%									

### Arkansas 81 • 1-1

#	Player	Total		3-Ptr		Rebounds			PF	TP	A TO Blk Stl				Min
		FG-FTA	FG-FGA	FT-FTA	Off	Def	Tot	A			TO	Blk	Stl		
02	Adrio Bailey	f 5-8	1-2	9-11	0	4	4	2	20	2	0	0	2	26	
10	Daniel Gafford	f 3-3	0-0	6-9	0	4	4	2	12	2	6	4	0	28	
01	Isaiah Joe	f 4-7	2-5	4-6	1	4	5	1	14	2	3	0	3	27	
03	Jalen Harris	g 1-6	0-1	0-0	0	2	2	2	2	4	0	0	1	28	
15	Mason Jones	g 6-10	4-7	5-7	1	7	8	1	21	2	2	0	1	31	
00	Desi Sills	1-2	0-0	0-0	0	1	1	4	2	0	2	0	0	15	
11	K. Embery-Simpson	2-6	1-4	2-2	0	0	0	1	7	1	0	0	2	18	
22	Gabe Osabuohien	0-3	0-1	0-2	2	3	5	4	0	1	0	1	1	14	
04	Ethan Henderson	0-0	0-0	0-0	0	0	0	1	0	0	1	0	0	2	
25	Reggie Chaney	1-4	0-0	1-4	0	0	1	3	3	0	1	1	0	11	
	Team				0	1	1								
Totals		23-49	8-20	27-41	5	26	31	21	81	14	15	6	10	200	
FG % 1st Half: 13-28		46.4%	2nd half: 10-21	47.6%	Game: 23-49		46.9%	Deadball Rebounds: 8.3							
3FG % 1st Half: 5-13		38.5%	2nd half: 3-7	42.9%	Game: 8-20		40.0%								
FT % 1st Half: 6-14		42.9%	2nd half: 21-27	77.8%	Game: 27-41		65.9%								



## GAME 5 Arkansas vs. UT Arlington

Nov. 23, 2018 • Hardwood Showcase • Fayetteville, Ark. - Bud Walton Arena • SEC+

UT Arlington 60 • 3-3

#	Player		Total			3-Ptr			Rebounds			PF	TP	A TO Blk Stl				Min
			FG-FGA	FG-FGA	FT-FTA	FG-FGA	FG-FGA	FT-FTA	Off	Def	Tot							
13	NARCIS,JABARI	f	1-3	0-1	1-2	1	5	6	3	3	0	1	0	0	18			
00	WARREN,BRIAN	g	4-16	0-5	7-10	1	2	3	4	15	3	4	0	3	36			
02	BRYANT,DJ	g	0-2	0-2	0-0	0	0	0	5	0	0	0	0	1	18			
05	DENNIS,EDRIC	g	5-14	4-9	5-6	0	5	5	4	19	0	3	0	1	20			
10	DAVIS,RADSHAD	g	1-3	0-0	0-0	1	3	4	2	0	2	0	1	1	24			
03	NOUHI,AYOUB	g	3-4	0-1	0-0	2	2	4	2	6	0	2	0	1	15			
04	AZORE,DAVID	g	1-3	0-0	3-4	0	5	5	5	2	4	1	0	20				
21	CASTRO,PEDRO	g	0-1	0-1	1-3	0	0	0	1	1	2	0	0	1	7			
22	JACKSON-YOUNG,TIANDR	g	2-5	2-5	0-0	0	2	2	1	6	0	0	1	0	26			
23	MWAMBA,PATRICK	g	1-4	0-3	1-2	1	2	3	4	3	0	1	0	0	16			
Team						3	1	4	1		2							
Totals				18-55	6-27	18-27	9	27	36	34	60	7	19	2	8	200		
FG % 1st Half:			8-28	28.6%	2nd half:	10-27	37.0%	Game:	18-55	32.7%	Deadball Rebound 3.1							
3FG % 1st Half:			4-17	23.5%	2nd half:	2-10	20.0%	Game:	6-27	22.2%								
FT % 1st Half:			6-11	54.5%	2nd half:	12-16	75.0%	Game:	18-27	66.7%								

Arkansas 78 • 4-1

#	Player	Total		3-Ptr		Rebounds			PF	TP	A TO Blk Stl				Min
		FG-FGA	FG-FGA	FT-FTA	FT-FTA	Off	Def	Tot							
02	Adrio Bailey	f	4-6	0-0	6-8	2	3	5	2	14	1	1	2	3	24
10	Daniel Gafford	f	6-10	0-0	9-10	2	3	5	4	21	0	1	0	2	23
01	Isaiah Joe	g	3-9	2-5	2-2	1	2	3	3	10	3	1	0	1	26
05	Jalen Harris	g	3-6	0-1	8-11	0	3	3	1	14	6	1	0	0	31
13	Mason Jones	g	0-5	0-3	4-4	1	4	5	4	4	0	2	0	0	25
00	Desi Sills	g	1-3	0-2	1-3	1	0	1	1	3	2	4	0	1	15
11	K. Embery-Simpson	g	0-5	0-4	2-2	0	3	3	1	2	0	1	0	0	18
15	Jonathan Holmes	g	0-1	0-0	0-0	0	0	0	0	0	0	0	0	0	1
22	Gabe Osabuohien	g	0-1	0-0	0-2	1	1	2	5	0	2	2	1	0	13
24	Ethan Henderson	g	0-0	0-0	0-0	0	2	2	1	0	1	0	0	0	2
25	Jordan Phillips	g	0-2	0-1	2-2	0	1	1	0	2	0	0	0	0	4
35	Reggie Chaney	g	4-7	0-0	0-2	2	6	8	3	8	0	3	1	0	18
Team						4	4	8							
Totals			21-55	2-16	34-46	14	32	46	25	78	15	16	4	7	200
FG % 1st Half:		8-25	32.0%	2nd half:	13-30	43.3%	Game:	21-55	38.2%	Deadball Rebounds 4.2					
3FG % 1st Half:		1-9	11.1%	2nd half:	1-7	14.3%	Game:	2-16	12.5%						
FT % 1st Half:		14-21	66.7%	2nd half:	20-25	80.0%	Game:	34-46	73.9%						

Officials: Steven Anderson, Wil Howard, Bart Lenox  
Technical fouls: UT Arlington-TEAM. Arkansas-Reggie Chaney.  
Attendance: 17403  
Tickets Scanned: 8,317  
Fouled out: Arkansas #22, Osabuohien (6:31 2H)  
UT Arlington #4, Azore (2:18 2H); #2, Bryant (1:47 2H)

Score by periods	1st	2nd	Total
UT Arlington	26	34	60
Arkansas	31	47	78

Last FG - UT 2nd-03:58, AR 2nd-00:11.

Largest lead - UT 1st-19:36, AR by 18 2nd-04:20.

UTA led for 00:49. AR led for 38:47. Game was tied for 00:24.

Points	In Paint	Off T/O	2nd Chance	Fast Break	Bench
UTA	22	8	7	2	21
AR	32	25	14	6	15

Score tied - 0 times.

Lead changed - 1 time.

## GAME 6 Arkansas vs. FIU

Dec. 1, 2018 • Fayetteville, Ark. - Bud Walton Arena • SEC+

FIU 89 • 7-2

#	Player	Total		3-Ptr		Rebounds			PF	TP	A TO Blk Stl				Min
		FG-FGA	FG-FGA	FT-FTA	FT-FTA	Off	Def	Tot							
10	ANDREWS, Devon	f	2-7	0-1	0-0	1	2	3	4	4	1	1	0	1	16
22	DIENG, Elhadji	c	1-2	0-0	0-0	2	1	3	5	2	0	3	1	0	11
03	JACOB, Trejon	g	9-18	2-6	0-1	2	6	8	0	20	2	1	0	0	36
04	BEARD, Jr., Brian	g	5-15	1-7	10-12	3	5	8	4	21	6	1	0	5	32
20	NUNEZ, JR., Willy	g	4-14	3-13	2-2	0	2	2	0	13	0	0	0	0	28
01	BANKS, Isaiah	g	4-10	0-5	3-7	5	1	6	3	11	1	1	1	0	23
02	VEIRA, Cordell	g	0-3	0-2	0-0	0	0	0	1	0	2	1	0	1	10
05	DAYE, JR., Antonio	g	5-10	0-1	5-10	1	2	3	3	15	2	4	0	0	26
15	AMETEPE, James	g	1-1	0-0	0-0	0	0	0	2	2	0	0	0	0	3
31	DOUGLAS, Michael	g	0-3	0-2	1-2	1	3	4	5	1	2	2	0	1	15
Team						5	1	6							
Totals			31-83	6-37	21-34	20	23	43	27	89	16	14	2	8	200
FG % 1st Half:		10-35	28.6%	2nd half:	21-48	43.8%	Game:	31-83	37.3%	Deadball Rebounds 5.1					
3FG % 1st Half:		3-18	16.7%	2nd half:	3-19	15.8%	Game:	6-37	16.2%						
FT % 1st Half:		12-17	70.6%	2nd half:	9-17	52.9%	Game:	21-34	61.8%						

Arkansas 121 • 5-1

#	Player	Total		3-Ptr		Rebounds			PF	TP	A TO Blk Stl				Min
		FG-FGA	FG-FGA	FT-FTA	FT-FTA	Off	Def	Tot							
02	Adrio Bailey	f	4-6	0-0	2-4	0	5	5	5	10	1	0	4	1	16
10	Daniel Gafford	f	9-12	0-0	5-8	4	8	12	4	23	0	3	4	1	23
01	Isaiah Joe	g	11-14	10-13	2-2	0	1	1	2	34	3	1	0	0	28
05	Jalen Harris	g	2-6	0-1	5-6	0	3	3	2	9	10	1	0	0	26
13	Mason Jones	g	5-8	2-4	7-9	1	9	10	3	19	3	3	0	2	25
00	Desi Sills	g	3-4	0-1	1-2	1	2	3	3	7	6	3	0	1	18
11	K. Embery-Simpson	g	3-5	1-3	0-2	0	3	3	1	7	3	2	0	3	19
15	Jonathan Holmes	g	0-1	0-1	0-0	0	0	0	0	0	0	0	0	0	3
22	Gabe Osabuohien	g	1-4	0-1	1-4	1	4	5	4	3	1	1	1	1	19
24	Ethan Henderson	g	1-1	0-0	1-2	0	1	1	0	3	0	0	0	1	4
25	Jordan Phillips	g	2-6	0-1	0-0	1	1	2	2	4	0	0	0	0	9
35	Reggie Chaney	g	1-2	0-0	0-0	0	0	0	2	2	0	0	2	1	10
Team						2	3	5							
Totals			42-69	13-25	24-39	10	40	50	28	121	27	14	11	11	200
FG % 1st Half:		21-38	55.3%	2nd half:	21-31	67.7%	Game:	42-69	60.9%	Deadball Rebounds 8					
3FG % 1st Half:		7-15	46.7%	2nd half:	6-10	60.0%	Game:	13-25	52.0%						
FT % 1st Half:		9-14	64.3%	2nd half:	15-25	60.0%	Game:	24-39	61.5%						

Officials: Pat Adams, Wil Howard, K.B. Burdett Jr.  
Technical fouls: FIU-None. Arkansas-None.  
Attendance: 13763  
Tickets Scanned: 8,920  
Fouled out: FIU #22, Dieng (9:49 2H); #31, Douglas (7:19 2H)  
Arkansas #02, Bailey (5:25 2H)

Score by periods	1st	2nd	Total
FIU	35	54	89
Arkansas	58	63	121

Last FG - FIU 2nd-00:02, AR 2nd-00:18.

Largest lead - FIU None, AR by 35 2nd-00:18.

FIU led for 00:00. AR led for 39:52. Game was tied for 00:08.

Points	In Paint	Off T/O	2nd Chance	Fast Break	Bench
FIU	50	21	21	23	29
Arkansas	52	15	12	18	26

Score tied - 0 times.

Lead changed - 0 times.

## GAME 7 Arkansas at Colorado State

Dec. 5, 2018 • Fort Collins, Colo. - Moby Arena • CBS Sports Network

Arkansas 98 • 6-1

#	Player	Total		3-Ptr		Rebounds			PF	TP	A TO Blk Stl				Min
		FG-FGA	FG-FGA	FT-FTA	FT-FTA	Off	Def	Tot							
02	Adrio Bailey	f	5-7	0-0	0-2	2	6	8	1	10	3	2	2	1	28
10	Daniel Gafford	f	5-12	0-0	2-4	3	6	9	2	12	3	1	3	1	22
01	Isaiah Joe	g	5-12	4-9	0-0	1	1	2	3	14	1	1	0	0	23
05	Jalen Harris	g	4-8	0-2	0-0	1	4	5	2	8	12	2	0	4	32
13	Mason Jones	g	5-10	4-8	2-2	0	4	4	2	16	4	0	0	1	29

# GAME 9 Arkansas vs. UTSA

Dec. 15, 2018 • North Little Rock, Ark. - Verizon Arena

UTSA 67 • 3-7

#	Player	Total		3-Ptr		Rebounds			PF	TP	A	TO	Blk	Stl	Min
		FG-FGA	FG-FGA	FT-FTA	FT-FTA	Off	Def	Tot							
03	FROHNEN, Byron	f	2-5	0-0	0-0	6	6	12	2	4	1	1	1	2	30
25	ALLEN, Nick	f	2-5	1-2	0-0	1	3	4	5	5	0	1	0	0	22
02	JACKSON, Jhivvan	g	6-19	3-11	5-10	1	1	2	5	20	2	2	0	2	32
05	DE NICOLAO, Giovanni	g	3-9	0-2	2-2	0	3	3	5	8	2	3	0	2	34
22	WALLACE, Keaton	g	6-18	4-12	2-2	0	0	0	4	18	2	3	1	1	35
04	BYNUM, Tamir		0-0	0-0	0-0	0	0	0	0	0	0	0	0	0	0+
11	IYAYE, Adokiye		1-3	0-2	1-2	0	1	1	3	3	1	0	0	0	19
15	RODRIGUEZ, Adrian		1-2	0-0	2-2	2	0	2	4	4	0	1	0	0	8
23	BIOR, Atem		0-0	0-0	5-6	0	3	3	1	5	0	1	1	0	20
Team						4	5	9							
Totals			21-61	8-29	17-24	14	22	36	29	67	8	12	3	7	200
FG % 1st Half:		10-27	37.0%	2nd half:	11-34	32.4%	Game:	21-61	34.4%	Deadball Rebounds 3.1					
3FG % 1st Half:		3-11	27.3%	2nd half:	5-18	27.8%	Game:	8-29	27.6%						
FT % 1st Half:		5-9	55.6%	2nd half:	12-15	80.0%	Game:	17-24	70.8%						

Arkansas 79 • 7-2

#	Player	Total		3-Ptr		Rebounds			PF	TP	A	TO	Blk	Stl	Min
		FG-FGA	FG-FGA	FT-FTA	FT-FTA	Off	Def	Tot							
02	Adrio Bailey	f	1-5	0-0	0-0	0	3	3	4	2	0	2	2	0	13
10	Daniel Gafford	f	4-6	0-0	5-8	2	12	14	0	13	0	4	2	1	29
01	Isaiah Joe	g	5-9	5-6	6-6	1	0	1	2	21	0	3	0	1	30
05	Jalen Harris	g	2-9	0-3	7-8	0	2	2	2	11	10	0	0	0	34
13	Mason Jones	g	2-7	0-2	2-2	0	4	4	5	6	3	3	0	0	27
00	Desi Sills		2-4	1-2	4-4	0	1	1	1	9	0	1	0	1	18
11	K. Embery-Simpson		0-2	0-2	2-4	0	0	0	2	2	0	1	1	0	11
22	Gabe Osabuohien		2-6	0-1	0-0	4	0	4	2	4	0	1	0	0	10
35	Reggie Chaney		5-7	0-0	1-2	1	4	5	2	11	4	0	3	4	28
Team						3	2	5							
Totals			23-55	6-16	27-34	11	28	39	20	79	17	15	8	7	200
FG % 1st Half:		11-31	35.5%	2nd half:	12-24	50.0%	Game:	23-55	41.8%	Deadball Rebounds 5.2					
3FG % 1st Half:		5-9	55.6%	2nd half:	1-7	14.3%	Game:	6-16	37.5%						
FT % 1st Half:		8-10	80.0%	2nd half:	19-24	79.2%	Game:	27-34	79.4%						

Officials: Brian Shey, Peter Juzenas, R.B. Clyburn

Technical fouls: UTSA-None. Arkansas-None.

Attendance: 13,728

Tickets Scanned: 12,462

Fouled out: UTSA #25, Allen (2:42 2H); #2, Jackson (0:43.9 2H)

#5, Giovanni (0:29.1 2H)

Arkansas #13, Jones (0:43.9 2H)

Score by periods	1st	2nd	Total
UTSA	28	39	67
Arkansas	35	44	79

	Points	In Paint	Off T/O	2nd Chance	Fast Break	Bench
UTSA	24	16	9	5	12	18
AR	30	17	11	15	26	26

Last FG - UTSA 2nd-00:04, AR 2nd-00:12.

Largest lead - UTSA by 5 1st-15:45, AR by 12 2nd-00:12.

UTSA led for 14:11. AR led for 23:33. Game was tied for 02:16.

Score tied - 4 times.

Lead changed - 6 times.

# GAME 10 Arkansas vs. Georgia Tech

Dec. 19, 2018 • Fayetteville, Ark. - Bud Walton Arena • SEC Network

Georgia Tech 69 • 6-4

#	Player	Total		3-Ptr		Rebounds			PF	TP	A	TO	Blk	Stl	Min
		FG-FGA	FG-FGA	FT-FTA	FT-FTA	Off	Def	Tot							
05	WRIGHT, MOSES	f	1-6	0-1	2-4	1	3	4	0	4	1	0	1	0	17
12	MOORE, KHALID	f	3-7	0-1	4-6	0	3	3	2	10	3	1	0	0	34
01	BANKS III, JAMES	c	5-7	0-0	4-4	8	6	14	3	14	4	4	5	1	34
00	DEVOE, MICHAEL	g	3-10	1-4	4-5	1	2	3	1	11	2	2	0	2	33
10	ALVARADO, JOSE	g	9-15	2-5	0-1	0	9	9	1	20	1	4	0	2	40
04	ALSTON, BRANDON		1-2	0-1	0-0	0	0	0	3	2	1	4	0	0	17
13	HAYWOOD II, CURTIS		2-6	2-5	0-0	1	1	2	5	6	3	3	0	2	19
34	GUEYE, ABDOULAYE		1-2	0-0	0-0	1	1	2	0	1	2	0	0	1	6
Team						3	3	6							
Totals			25-55	5-17	14-20	15	28	43	16	69	14	20	6	8	200
FG % 1st Half:		13-31	41.9%	2nd half:	12-24	50.0%	Game:	25-55	45.5%	Deadball Rebounds 1					
3FG % 1st Half:		1-8	12.5%	2nd half:	4-9	44.4%	Game:	5-17	29.4%						
FT % 1st Half:		4-7	57.1%	2nd half:	10-13	76.9%	Game:	14-20	70.0%						

Arkansas 65 • 7-3

#	Player	Total		3-Ptr		Rebounds			PF	TP	A	TO	Blk	Stl	Min
		FG-FGA	FG-FGA	FT-FTA	FT-FTA	Off	Def	Tot							
02	Adrio Bailey	f	0-4	0-0	0-0	2	0	2	1	0	0	1	0	1	11
10	Daniel Gafford	f	6-9	0-0	2-4	3	5	8	5	14	3	3	3	1	32
01	Isaiah Joe	g	5-17	3-12	0-0	1	2	3	0	13	3	2	0	0	31
05	Jalen Harris	g	3-7	0-3	1-1	0	3	3	4	7	4	2	0	1	31
13	Mason Jones	g	5-15	5-13	2-2	3	3	6	1	17	5	2	0	2	35
00	Desi Sills		2-3	2-2	0-0	1	1	2	1	6	0	3	0	0	11
11	K. Embery-Simpson		0-2	0-2	0-0	0	0	0	1	0	0	2	0	0	12
22	Gabe Osabuohien		0-0	0-0	2-2	1	1	2	2	2	0	0	0	0	10
35	Reggie Chaney		3-6	0-0	0-0	1	3	4	2	6	1	1	3	1	27
Team						1	0	1							
Totals			24-63	10-32	7-9	13	18	31	17	65	16	16	6	7	200
FG % 1st Half:		11-25	44.0%	2nd half:	13-38	34.2%	Game:	24-63	38.1%	Deadball Rebounds 0.2					
3FG % 1st Half:		6-17	35.3%	2nd half:	4-15	26.7%	Game:	10-32	31.3%						
FT % 1st Half:		4-6	66.7%	2nd half:	3-3	100.0%	Game:	7-9	77.8%						

Officials: Tony Greene, Bart Lenox, Steven Anderson

Technical fouls: Georgia Tech-None. Arkansas-None.

Attendance: 14,368

Tickets scanned: 8,132

Fouled Out Georgia Tech: #13, Haywood (0:39.9 2H)

Fouled Out Arkansas: #10, Gafford (0:36.9 2H)

Score by periods	1st	2nd	Total
Georgia Tech	31	38	69
Arkansas	32	33	65

	Points	In Paint	Off T/O	2nd Chance	Fast Break	Bench
Georgia Tech	30	13	15	11	10	14
AR	26	23	3	11	10	14

Last FG - GT 2nd-01:30, AR 2nd-00:05.

Largest lead - GT by 11 1st-14:37, AR by 5 2nd-13:29.

GT led for 23:38. AR led for 11:45. Game was tied for 04:37.

Score tied - 5 times.

Lead changed - 11 times.

# GAME 11 Arkansas vs. Texas State

Dec. 22, 2018 • Fayetteville, Ark. - Bud Walton Arena • SEC Network

Texas State 70 • 10-2

#	Player		Total		3-Ptr		Rebounds			PF	TP	A	TO	Blk	Stl	Min
			FG-FTA	FG-FGA	FT-FTA	Off	Def	Tot								
23	Peacock, Alex	f	1-9	1-4	0-0	1	7	8	1	3	2	1	0	3	23	
45	Terry, Eric	f	0-1	0-0	0-0	1	1	2	4	0	1	2	0	0	9	
02	Nottingham, Tre	g	6-15	6-13	0-1	1	2	3	4	18	1	5	0	2	36	
22	Pearson, Nijal	g	6-17	4-8	0-0	1	5	6	4	16	1	1	0	0	36	
35	Shead, Jaylen	g	4-5	1-1	5-8	2	4	6	3	14	4	2	0	0	26	
00	Gurley, Isaiah		0-0	0-0	0-0	0	0	0	1	0	0	1	0	0	4	
03	Davis, Chandler		0-2	0-0	0-0	1	1	2	1	0	0	0	0	0	6	
04	Adams, Shelby		0-0	0-0	0-2	0	0	0	1	0	0	0	0	0	7	
12	Harrell, Mason		2-3	0-0	1-2	2	0	2	2	5	2	2	0	1	14	
14	Scott, Quentin		4-4	0-0	0-6	1	0	1	5	8	0	1	0	0	13	
25	Sule, Alonzo		2-4	0-0	2-2	5	3	8	3	6	0	1	0	1	26	
	Team					2	2	4								
Totals				25-60	12-26	8-21	17	25	42	29	70	11	16	0	7	200
FG % 1st Half: 9-28			32.1%	2nd half: 16-32	50.0%	Game: 25-60			41.7%	Deadball Rebound 5						
3FG % 1st Half: 5-11			45.5%	2nd half: 7-15	46.7%	Game: 12-26			46.2%							
FT % 1st Half: 4-9			44.4%	2nd half: 4-12	33.3%	Game: 8-21			38.1%							

## GAME 13 Arkansas at Texas A&M

Jan. 5, 2019 • College Station, Texas - Reed Arena • SEC Network

Arkansas 73 • 10-3, 1-0 SEC

		Total		3-Ptr	Rebounds										
#	Player		FG-FGA	FG-FGA	FT-FTA	Off	Def	Tot	PF	TP	A	TO	Blk	Stl	Min
01	Isaiah Joe	*	3-8	3-7	2-4	0	2	2	2	11	1	1	0	1	27
02	Adrio Bailey	*	2-7	0-0	1-3	2	3	5	1	5	0	0	0	0	25
05	Jalen Harris	*	4-9	1-3	6-11	0	3	3	2	15	9	0	0	0	36
10	Daniel Gafford	*	5-11	0-0	1-2	6	5	11	4	11	1	1	1	0	25
13	Mason Jones	*	3-11	3-11	0-0	0	5	5	3	9	3	1	0	0	24
00	Desi Sills		5-9	3-6	1-2	1	0	1	3	14	1	3	0	0	18
11	K. Embery-Simpson		0-4	0-3	0-0	0	2	2	0	0	0	1	0	1	14
22	Gabe Osabuohien		3-6	0-2	0-0	3	4	7	4	6	1	1	1	1	18
25	Jordan Phillips		0-1	0-1	0-0	0	0	0	0	0	0	0	0	0	2
35	Reggie Chaney		1-4	0-0	0-0	0	3	3	3	2	0	0	1	0	11
Team						5	3	8							
Totals			26-70	10-33	11-22	17	30	47	22	73	16	8	3	3	200
FG % 1st Half: 13-36		36.1%	2nd half: 13-34		38.2%	Game: 26-70		37.1%	Deadball Rebounds 7						
3FG % 1st Half: 5-14		35.7%	2nd half: 5-19		26.3%	Game: 10-33		30.3%							
FT % 1st Half: 1-4		25.0%	2nd half: 10-18		55.6%	Game: 11-22		50.0%							

Texas A&M 71 • 6-6, 0-1 SEC

#	Player	Total		3-Ptr	Rebounds					PF	TP	A TO Blk Stl				Min	
		FG-FGA	FG-FGA	FT-FTA	Off	Def	Tot	A	TO			Blk	Stl				
01	Flagg,Savion	*	8-11	1-2	3-7	4	11	15	5	20	2	1	1	0	0	36	
02	Starks,TJ	*	8-18	2-7	5-8	0	2	2	4	23	5	3	0	1	0	33	
11	Mitchell,Wendell	*	2-11	0-7	3-4	1	1	2	4	7	2	1	0	0	0	33	
13	Mahan,Brandon	*	2-5	2-5	0-0	0	3	3	3	6	1	0	0	0	0	24	
21	Mekowulu,Christian	*	1-3	0-0	0-0	2	5	7	4	2	0	0	2	0	0	20	
00	Chandler,Jay Jay		2-7	0-2	2-2	1	0	1	0	6	2	0	0	1	1	19	
12	Collins,Chris		0-0	0-0	0-0	0	0	0	0	0	0	0	0	0	0	4	
24	Walker, John		1-3	0-1	1-2	2	2	4	1	3	2	2	0	0	0	13	
32	Nebo,Josh		1-3	0-0	2-2	1	5	6	1	4	0	1	3	0	0	18	
Team						0	2	2									
Totals			25-61	5-24	16-25	11	31	42	22	71	14	8	6	2	0	200	
FG % 1st Half:		12-28	42.9%	2nd half:	13-33	39.4%	Game:	25-61	41.0%								Deadball
3FG % 1st Half:		1-9	11.1%	2nd half:	4-15	26.7%	Game:	5-24	20.8%								Rebounds
FT % 1st Half:		6-9	66.7%	2nd half:	10-16	62.5%	Game:	16-25	64.0%								4

Officials: Bart Lenox, Vladimir Voyard-Tadal, Josue Nieves  
Technical fouls: Arkansas-None. Texas A&M-None.  
Attendance: 10049

Score by periods	1st	2nd	Total					Points	In	Off	2nd	Fast	Bench
Arkansas	32	41	73	AR	26	10	18	5	22				
Texas A&M	31	40	71	TAMU	38	6	16	8	13				

Last FG - AR 2nd-01:34, TAMU 2nd-00:02.  
Largest lead - AR by 8 1st-14:09, TAMU by 3 1st-03:31.  
AR led for 23:19. TAMU led for 07:00. Game was tied for 09:41.

Score tied - 11 times.  
Lead changed - 16 times.

## GAME 14 Arkansas vs. Florida

Jan. 9, 2019 • Fayetteville, Ark. - Bud Walton Arena • SEC Network

Florida 57 • 9-5, 1-1 SEC

		Total	3-Ptr	Rebounds												
#	Player	FG-FGA	FG-FGA	FT-FTA	Off	Def	Tot	PF	TP	A	To	Blk	Stl	Min		
13	HAYES, KEVARRIUS	c	1-3	0-0	2	1	2	4	4	0	0	0	2	17		
02	NEMBARD, ANDREW	g	2-6	1-2	1	2	5	5	2	6	4	1	0	31		
03	HUDSON, JALEN	g	4-15	1-5	0	2	1	5	6	3	9	0	1	0	23	
05	ALLEN, KEVAUGHN	g	3-11	1-9	11	12	0	5	5	3	18	1	2	0	33	
10	LOCKE, NOAH	g	4-8	2-5	0	0	2	3	5	4	10	1	1	0	25	
00	OKAURI, MIKE		1-4	1-3	0	0	0	2	2	0	3	0	0	0	13	
11	JOHNSON, KEYONTAE		0-2	0-0	0	0	0	3	3	2	0	1	0	0	12	
21	BASSETT, DONTAY		3-5	0-0	1	1	3	2	5	3	7	1	1	1	0	23
24	BALLARD, DEAUDRAE		0-2	0-1	0	0	0	0	0	1	0	0	1	0	0	10
25	STONE, KEITH		0-2	0-1	0	0	1	1	2	3	0	1	3	1	1	13
Team																
Totals			18-58	6-26	15-19		10	29	39	25	57	9	12	2	4	200
FG % 1st Half:		10-32	31.3%	2nd half:	8-26	30.8%	Game:	18-58	31.0%	Deadball						
3FG % 1st Half:		3-16	18.8%	2nd half:	3-10	30.0%	Game:	6-26	23.1%	Rebounds						
FT % 1st Half:		10-12	83.3%	2nd half:	5-7	71.4%	Game:	15-19	78.9%	1.1						

Arkansas 51 • 10-4, 1-1 SEC

#	Player		Total		3-Ptr		Rebounds					PF	TP	A				Min
			FG-FTA	FG-FA	FT-FTA	Off	Def	Tot	A	To	Blk			Stl				
02	Adrio Bailey	f	2-8	0-0	0-0	1	4	5	3	4	0	0	1	2	21			
10	Daniel Gafford	f	3-4	0-0	3-6	2	10	12	4	9	1	0	0	1	27			
01	Isaiah Joe	f	2-10	2-9	0-1	0	3	3	2	6	3	3	1	1	35			
05	Jalen Harris	g	1-5	0-3	0-2	0	1	1	2	2	3	3	0	0	35			
13	Mason Jones	g	7-13	4-9	12-13	0	2	2	0	30	3	4	1	0	34			
00	Desi Sills	g	0-3	0-2	0-0	0	0	0	3	0	0	2	0	0	18			
11	K. Embery-Simpson		0-4	0-2	0-0	1	2	3	0	0	0	0	0	1	11			
22	Gabe Osabuohien		0-1	0-1	0-4	3	5	8	5	0	0	2	1	0	14			
35	Reggie Chaney		0-2	0-0	0-0	0	1	1	1	0	0	1	1	0	5			
Team						3	4	7				1						
Totals			15-50	6-26	15-26	10	32	42	20	51	10	16	5	5	200			
FG % 1st Half: 7-25			28.0%	2nd half: 8-25	32.0%	Game: 15-50		30.0%	Deadball									
3FG % 1st Half: 2-14			14.3%	2nd half: 4-12	33.3%	Game: 6-26		23.1%	Rebounds									
FT % 1st Half: 6-10			60.0%	2nd half: 9-16	56.3%	Game: 15-26		57.7%	6.1									

Officials: Joe Lindsey, Mike Nance, Patrick Evans  
Technical fouls: Florida-None. Arkansas-None.  
Attendance: 17160  
Tickets Scanned: 9,950  
Fouled Out: Arkansas, #22, Osabuohien (6:57 2H)

Score by periods	1st	2nd	Total					Points	In	Off	2nd	Fast	Bench
Florida	33	24	57	UF	18	7	5	2	10				
Arkansas	22	29	51	AR	18	12	2	2	0				

Last FG - UF 2nd-02:35, AR 2nd-02:13.  
Largest lead - UF by 16 2nd-09:13, AR by 4 1st-18:06.  
UF led for 32:48. AR led for 04:04. Game was tied for 03:08.

Score tied - 1 time.  
Lead changed - 1 time.



## 25th Anniversary


## 1994 NATIONAL CHAMPIONSHIP



Record: 31-3, 14-2 SEC  
NCAA CHAMPION  
SEC CHAMPION

## NCAA TOURNAMENT RESULTS

RD1	def. North Carolina A&T	94-79
RD2	def. Georgetown	85-73
Sweet 16	def. Tulsa	103-84
Elite 8	def. Michigan	76-68
Final Four	def. Arizona	91-82
Championship	def. Duke	76-72



## 1993-94 RAZORBACKS

3	Alex Dillard	Bessemer, Ala.
12	Clint McDaniel	Tulsa, Okla.
13	John Engskov	Berryville, Ark.
14	Corey Beck	Memphis, Tenn.
15	Dwight Stewart	Memphis, Tenn.
22	Davor Rimac	Zagreb, Croatia
23	Ken Biley	Pine Bluff, Ark.
24	Ray Biggers	Houston, Texas
30	Scotty Thurman	Ruston, La.
31	Roger Crawford	Birmingham, Ala.
33	Lee Wilson	Waco, Texas
34	Corliss Williamson	Russellville, Ark.
35	Reggie Merritt	Little Rock, Ark.
40	Elmer Martin	Memphis, Tenn.
44	Darnell Robinson	Oakland, Calif.
	Nolan Richardson	Head Coach
	Nolan Richardson III	Assistant Coach
	Mike Anderson	Assistant Coach
	Brad Dunn	Assistant Coach
	Wayne Stehlik	Dir. of Operations
	Dave England	Athletic Trainer

