



ARKANSAS RAZORBACKS

GAME 17 • at Ole Miss • Jan. 19, 2019 • Noon • Oxford, Miss. / The Pavilion at Ole Miss (9,500) • SEC Network

• GAME INFORMATION •

TV: SEC Network
Richard Cross and Debbie Antonelli



RADIO: Razorback/IMG Sports Network
Chuck Barrett and Matt Zimmerman

SATELLITE: XM (381), Internet (972)

LIVE STATS: <http://statb.us/v/ole/236050>

• THE MATCHUP •

ARKANSAS RAZORBACKS

Overall: 10-6 1-3 SEC
Head Coach: Mike Anderson (Tulsa '82)
At Arkansas: 161-92 (8th Yr) • Overall: 361-190 (17th Yr)



#18/20 OLE MISS REBELS

Overall: 13-3 3-1 SEC
Head Coach: Kermit Davis (Mississippi State, 1982)
At OM: 13-3 (1st Yr) • Overall: 482-266 (25th Yr)



Versus Ole Miss

- This will be the 80th meeting between Arkansas and Ole Miss. The Razorbacks own a 47-32 advantage in the series. However, Ole Miss leads the series in game played in Oxford, 19-8, as well as games played since Arkansas joined the SEC, 26-25, for the 1991-92 season.
- Other than Texas A&M, who Arkansas faced as members of the Southwest Conference from 1924-91, Ole Miss is Arkansas' most common SEC opponent.
- The first 19 meetings between the schools (1938-68) and 25 of the first 28 meetings were played at neutral sites - Little Rock, Memphis, Shreveport, La., Pine Bluff and Blytheville.

19

- Arkansas is coming off a 19-point loss to #3 Tennessee. In the Razorbacks' five losses prior to that this season, Arkansas lost by a total of 19 points - by 2, 1, 4, 6 and 6 points (3.8 average).

Tough Stretch

- Arkansas' current four-game stretch is the toughest in the nation. Starting with a loss at #3 Tennessee Tuesday, Arkansas will now play at #18 Ole Miss, host Missouri and play at #8 Texas Tech.
- No other team in the nation will have played three road games versus top 25 teams over this same span - two of which are in top 10.
- The closest is #9 Virginia Tech (lost at #4 Virginia Tuesday, at #13 North Carolina on Jan. 21) and Wake Forest (hosted #17 NC State Tuesday, at #9 Virginia Tech Saturday and at #4 Virginia Jan. 22).

Been There, Done That

- Arkansas won its SEC opener, but has dropped the last three for a 1-3 start in the league. In each of the previous two seasons, Arkansas was also 1-3 to start SEC play.
- Last season, after a win over Tennessee to start conference action, Arkansas lost its next three to start 1-3. Arkansas ended the 3-game slide with a home win over Missouri, but lost the next game at Florida for a 2-4 start. From that point, Arkansas went 9-4, including a win in the Big 12/SEC Challenge, to end the regular season.
- In 2017, Arkansas was also 1-3 to start SEC play before going 11-4 the rest of the regular season, including a loss in the Big 12/SEC Challenge.

Last Time Out for Razorbacks

- The third-ranked Tennessee Volunteers jumped out to a 20-6 lead and never looked back in a 106-87 victory over Arkansas Tuesday night at Thompson-Boling Arena.
- Despite the 19-point victory, the stats for both teams were fairly even across the board.

	FGM	3FGM	REB	ASST	TO	BLK	ST
Arkansas	32	10	33	16	19	1	9
Tennessee	30	11	34	19	17	3	9

The key difference coming from the free throw line as Tennessee was 35-of-39, compared to 13-of-22 for the Razorbacks.

The Vols would stake a 55-34 lead at halftime while shooting 50 percent from the field and making 20-of-23 at the charity stripe. The Razorbacks only made three fewer field goals than Tennessee (12-to-15) in the first half but were just 6-of-11 at the free throw line.

In the second half, Arkansas did not back down. The Razorbacks

OLE MISS SERIES:

• Overall:	Ark leads	47-32
• At Home:	Ark leads	15-11
• At OM:	Ark trails	8-19
• At Neutral:	Ark leads	24-2
• SEC ONLY:	Ark trails	25-26

LAST YEAR:

Ole Miss 93
Arkansas 97
FAYETTEVILLE - Arkansas sank nine of its last 10 free throws with less than a minute to go to hold off Ole Miss, 97-93. With the game tied at 14 with seven minutes to play in the first half, Daryl Macon came off the bench and scored 11 straight points as part of a 21-7 run to give the Razorbacks a 35-21 lead. After scoring the last four points of the first half, Ole Miss came out of the locker room and scored six straight to cut the Arkansas lead to six. The game remained tight to the end. As a team, Arkansas went 28-of-35 from the charity stripe. Both teams made 29 field goals, including 11 from behind the arc.

Arkansas 75
Ole Miss 64
OXFORD, Miss. - Using an 18-1 run with less than eight minutes to play, Arkansas defeated Ole Miss, 75-64. The Hogs trailed 18-14 a little under halfway through the first half, after missing 11 straight shot attempts. The Razorbacks would then go on a 15-2 run to build an eight-point lead. The Rebels made just two of their final 26 attempts and trailed, 34-23, at the break. After Arkansas made its first basket of the second half and stretch its lead to 13, Ole Miss ran off an 13-1 run, hitting four consecutive shots to pull within one. However, Arkansas answered with its 18-1 run with three minutes left. Gafford finished with 19 points, making seven of his 10 free throw attempts.

ARK-OM RECENT SERIES

1/05/00	Ole Miss	W, 71-64
2/02/00	at Ole Miss	L, 82-87
1/10/01	#20 Ole Miss	L, 48-53
1/31/01	at Ole Miss	L, 73-84
1/19/02	Ole Miss	L, 64-70
2/09/02	at Ole Miss	L, 67-79
1/25/03	at Ole Miss	L, 53-74
3/08/03	Ole Miss	L, 54-64
1/17/04	Ole Miss	W, 86-78
3/06/04	at Ole Miss	L, 45-55
1/05/05	Ole Miss	W, 69-46
2/05/05	at Ole Miss	W, 66-65
1/25/06	Ole Miss	W, 71-58
2/15/06	at Ole Miss	L, 70-73
1/13/07	at Ole Miss	L, 72-74
2/17/07	Ole Miss	W, 83-66
2/09/08	Ole Miss	W, 75-69
3/04/08	at Ole Miss	L, 72-81
1/14/09	at Ole Miss	L, 65-74
3/04/09	Ole Miss	(ot) L, 91-98
1/31/10	at #18 Ole Miss	W, 80-73
3/06/10	Ole Miss	L, 66-68
2/05/11	Ole Miss	L, 60-69
3/05/11	at Ole Miss	L, 74-84
1/11/12	at Ole Miss	L, 63-71
2/28/12	Ole Miss	L, 75-77
1/19/13	at Ole Miss	L, 64-76
3/05/14	Ole Miss	W, 110-80
1/17/15	Ole Miss	L, 82-96
2/14/15	at Ole Miss	W, 71-70
2/12/16	at Ole Miss	L, 60-76
2/18/17	Ole Miss	W, 98-80
3/10/17	vs Ole Miss (Nashville)	W, 73-72
1/20/18	Ole Miss	W, 97-93
2/13/18	at Ole Miss	W, 75-64

2018-19 SCHEDULE/RESULTS

(all times Central)

OVERALL: 10-6		Home: 7-4	Road: 2-1	Neutral: 1-1
SEC: 1-3		Home: 0-2	Road: 1-1	
NOVEMBER (4-1)				
9 Fri.	vs. Texas #	Fl. Bliss (El Paso, TX)	ESPN (OT)	L 71 73
12 Mon.	UC Davis +	Bud Walton Arena	SEC+	W 81 58
18 Sun.	Indiana +	Bud Walton Arena	ESPN	W 73 72
21 Wed.	Montana State +	Bud Walton Arena	SEC+	W 90 68
23 Fri.	UT Arlington +	Bud Walton Arena	SEC+	W 78 60
DECEMBER (5-2)				
1 Sat.	FIU	Bud Walton Arena	SEC+	W 121 89
5 Wed.	at Colorado State	Fort Collins, Colo.	CBS Sports Net	W 98 74
8 Sat.	Western Kentucky	Bud Walton Arena	SEC	L 77 78
15 Sat.	vs. Utah !	North Little Rock	-	W 79 67
19 Wed.	Georgia Tech	Bud Walton Arena	SEC	L 65 69
22 Sat.	Texas State	Bud Walton Arena	SEC	W 73 70
28 Fri.	Austin Peay	Bud Walton Arena	SEC+	W 76 65
JANUARY (1-3)				
5 Sat.	at Texas A&M *	College Station, Texas	SEC	W 73 71
9 Wed.	Florida *	Bud Walton Arena	SEC	L 51 57
12 Sat.	LSU *	Bud Walton Arena	SEC (ot)	L 88 94
15 Tues.	at #3 Tennessee *	Knoxville, Tenn.	ESPN2	L 87 106
19 Sat.	at #18 Ole Miss *	Oxford, Miss.	SEC	Noon
23 Wed.	Missouri *	Bud Walton Arena	SEC	8:00 pm
26 Sat.	at Texas Tech %	Lubbock, Texas	ESPN/2	5:00 pm
29 Tues.	Georgia *	Bud Walton Arena	ESPNU	6:00 pm
FEBRUARY				
2 Sat.	at LSU *	Baton Rouge, La.	SEC	5:00 pm
5 Tues.	Vanderbilt *	Bud Walton Arena	SEC	8:00 pm
9 Sat.	at South Carolina *	Columbia, S.C.	SEC	2:30 pm
12 Tues.	at Missouri *	Columbia, Mo.	ESPN/2/U	8:00 pm
16 Sat.	Mississippi State *	Bud Walton Arena	SEC	7:30 pm
20 Wed.	at Auburn *	Auburn, Ala.	SEC	7:30 pm
23 Sat.	Texas A&M *	Bud Walton Arena	SEC	7:30 pm
26 Tues.	at Kentucky *	Lexington, Ky.	ESPN/2/SEC	8:00 pm
MARCH				
2 Sat.	Ole Miss * ♦	Bud Walton Arena	SEC	Noon
6 Wed.	at Vanderbilt *	Nashville, Tenn.	SEC	7:30 pm
9 Sat.	Alabama *	Bud Walton Arena	SEC	5:00 pm
13-17	SEC Tournament ^	Nashville, Tenn.	SEC/ESPN	TBD
20-23	NCAA 1st-2nd Rds	TBD	TBD	TBD
27-31	NCAA Regionals	TBD	TBD	TBD
APRIL				
6 & 8	NCAA Final Four	Minneapolis, Minn.	CBS	TBD

BOLD - Home Game
- ESPN Armed Forces Classic (Fort Bliss)
! - Verizon Arena
^ - Bridgestone Arena
♦ - 25th Anniversary of 1994 National Championship Celebration

* - SEC Game
+ - Hardwood Showcase
% - Big 12/SEC Challenge
\$ - U.S. Bank Stadium

COMPARING THE TEAMS



	80.1	.451	.337	.638	38.1	17.5	5.5	8.2	73.2	.401	-1.0	1.3
OFF PPG	OFF FG%	OFF 3PT%	OFF FT%	REBS /GM	ASSTS PER GM	BLKS PER GM	STELS PER GM	OPP PPG	OPP FG%	REB MARGIN	ASST-TO RATIO	
Arkansas	78.2	.453	.344	.729	38.2	14.3	3.5	7.0	74.5	.415	+0.8	1.0

#FASTEST40



@RazorbackMBB



/RazorbackMBB



@RazorbackMBB



MIKE ANDERSON

HEAD COACH • TULSA '82

CAREER NUMBERS

At Arkansas: 161-92 (8 Years)

2018-19	»	10-6
2017-18	»	23-12 (NCAA First Round)
2016-17	»	26-10 (NCAA Second Round)
2015-16	»	16-16
2014-15	»	27-9 (NCAA Third Round)
2013-14	»	22-12 (NIT Second Round)
2012-13	»	19-13
2011-12	»	18-14

At Missouri: 111-57 (5 Years)

2010-11	»	23-11 (NCAA Second Round)
2009-10	»	23-11 (NCAA Second Round)
2008-09	»	31-7 (NCAA Elite Eight)
2007-08	»	16-16
2006-07	»	18-12

At UAB: 89-41 (4 Years)

2005-06	»	24-7 (NCAA First Round)
2004-05	»	22-11 (NCAA Second Round)
2003-04	»	22-10 (NCAA Sweet 16, C-USA Co-Champs)
2002-03	»	21-13 (NIT Quarterfinals)

Overall Record

361-190 (17th Year)

- 8TH SEASON AS ARKANSAS HEAD COACH
- 17TH SEASON AS HEAD COACH OVERALL
- 25TH SEASON AT ARKANSAS OVERALL

IT'S A NUMBERS GAME

Postseason Tournaments

1 2 3 4 5 6 7 8 9 10 11

20-Win Seasons

1 2 3 4 5 6 7 8 9 10 11

NCAA Tournaments

1 2 3 4 5 6 7 8 9

30-Win Seasons

1

Losing Seasons

0

PERSONAL INFO

Born: Dec. 12, 1959

Hometown: Birmingham, Ala.

Alma Mater: Tulsa (1982)

Wife: Marcheita

Children: Darcheita, Michael Jr., Yvonne

Date Named Head Coach at Arkansas: March 23, 2011

CONSISTENCY

Head coach Mike Anderson is one of just four current Division I coaches with 15-plus years of head coaching experience and zero losing seasons. He is the only coach to accomplish the feat at three different programs.

Razorback Nation welcomed home one of its own on March 23, 2011, when Mike Anderson was named the 12th head men's basketball coach in Arkansas history. Charged with bringing back the winning tradition that was synonymous with the Razorback program throughout the '80s and '90s, Anderson has accomplished that and is in his eighth season at Arkansas – 17th as a head coach.

Anderson has brought Arkansas back national relevance by leading the Razorbacks to back-to-back NCAA Tournament berths and postseason appearances in four of the last five years. The Razorbacks won 49 games over the 2016-17 and 2017-18 seasons, rank among the top three in league wins over the last six seasons and the Hogs are one of just two teams in the SEC to finish with a .500 winning percentage or better in league play over the last six years. This success has helped Arkansas' last two recruiting classes rank among the nation's top 25, snagging seven of the top eight players in the state over the span.

During his first seven seasons at Arkansas, Anderson produced a 156-88 record and is the first head coach in program history to win 18 or more games in each of his first four years. Anderson has also re-established Bud Walton Arena as one of the toughest places to play and brought excitement back to the tradition-rich program. Since his return to Fayetteville, the Razorbacks own the eighth-most home victories in the country with 117.

The success on-and-off the court has translated into great fan support as Arkansas has ranked among the top 25 in national attendance each of the last seven years, including No. 10 in 2017-18. Also, in August of 2018, Anderson was honored by the Burlsworth Foundation for his contributions to the state.

5

» Five Arkansas players have earned SEC Academic Honor Roll recognition each of the last five years.

19

» Arkansas has had 19 players graduate since May 2014, averaging nearly four graduates per year.

22

» During the last five years, men's basketball has earned 22 SEC All-Academic honors, including seven in 2015-16.



PLAY HARD ACT RIGHT

2018-19 RAZORBACKS

No.	Name	Pos.	Yr.	Ht.	Wt.	Hometown	High School/Previous School
0	Desi Sills	G	Fr.	6-2	196	Jonesboro, Ark.	Jonesboro HS
1	Isaiah Joe	G	Fr.	6-5	167	Fort Smith, Ark.	Fort Smith Northside HS
2	Adrio Bailey	F	Jr.	6-6	222	Campti, La.	Lakeview HS
3	Khalil Garland	G	R-Fr.	6-5	198	Little Rock, Ark.	Parkview Magnet HS
4	Emeka Obukwelu	F	Jr.	6-8	222	Plano, Texas	West Plano HS / UT-Tyler
5	Jalen Harris	G	R-So.	6-2	166	Wilson, N.C.	Word of God Christian Acad. / New Mexico
10	Daniel Gafford	F	So.	6-11	233	El Dorado, Ark.	El Dorado HS
11	Keyshawn Embery-Simpson	G	Fr.	6-3	202	Midwest City, Okla.	IMG Academy (Fla.)
12	Ty Stevens	G	So.	6-2	180	Republic, Mo.	Republic HS
13	Mason Jones	G	So.	6-5	207	Desoto, Texas	Triple A Academy / Connors State College
15	Jonathan Holmes	G	Jr.	5-10	190	Columbia, Ill.	Columbia HS
22	Gabe Osabuohien	F	So.	6-8	221	Toronto, Canada	Southwest Christian Academy (Ark.)
23	Ibrahim Ali	F	Fr.	6-10	244	Maumelle, Ark.	Maumelle HS
24	Ethan Henderson	F	Fr.	6-8	210	Little Rock, Ark.	Parkview Magnet HS
35	Reggie Chaney	F	Fr.	6-8	222	Tulsa, Okla.	Findlay Prep (Nev.)
	Justice Hill	G	Fr.	5-11	170	Little Rock, Ark.	Little Rock Christian Academy

Head Coach:	Mike Anderson	Tulsa 1982	8th year as Arkansas Head Coach
Associate Head Coach:	Melvin Watkins	Charlotte, 1977	8th year at Arkansas
Assistant Coach:	TJ Cleveland	Arkansas, 2002	8th year at Arkansas
Assistant Coach:	Scotty Thurman	Philander Smith College 2003	9th year at Arkansas
Director of Basketball Operations:	Matt Zimmerman	Arkansas, 1990	8th year at Arkansas
Dir. of Student-Athlete Development:	Jeff Daniels	Montevallo, 1982	8th year at Arkansas
Special Assistant to Head Coach:	Will Bartlett	Missouri, 2009	8th year at Arkansas
Video Coordinator:	Riley Hall	Arkansas, 2016	3rd year at Arkansas
Head Athletic Trainer:	David England	Arkansas, 1980	36th year at Arkansas
Head Strength Coach:	Dave Richardson	Louisiana-Monroe, 1989	1st year at Arkansas
Graduate Assistant:	Velton Kennedy	Arkansas, 2017	2nd year at Arkansas
Graduate Assistant:	Trey Thompson	Arkansas, 2018	1st year at Arkansas

ROSTER BY STATE

Arkansas (7)

0	Desi Sills	Jonesboro
1	Isaiah Joe	Fort Smith
3	Khalil Garland	Little Rock
10	Daniel Gafford	El Dorado
23	Ibrahim Ali	Maumelle
24	Ethan Henderson	Little Rock
	Justice Hill	Little Rock

Canada (1)

22	Gabe Osabuohien	Toronto
----	-----------------	---------

Illinois (1)

15	Jonathan Holmes	Columbia
----	-----------------	----------

Louisiana (1)

2	Adrio Bailey	Campti
---	--------------	--------

Missouri (1)

12	Ty Stevens	Republic
----	------------	----------

North Carolina (1)

5	Jalen Harris	Wilson
---	--------------	--------

Texas (2)

4	Emeka Obukwelu	Plano
13	Mason Jones	Desoto

Oklahoma (2)

11	Keyshawn Embery-Simpson	Midwest City
35	Reggie Chaney	Tulsa

PRONUNCIATION GUIDE

23	Ibrahim (Ibby)	IB-ra-him (IB-ee)
	Ali	ALL-lee
2	Adrio Bailey	A-Dree-O
4	Emeka	Eh-MEHK-uh
	Obukwelu	Oh-Boo-KWEL-lu
22	Gabe Osabuohien	oh-sah-BOY-en
0	Desi Sills	Dez-ee

ROSTER BY CLASS

Seniors (0)

Juniors (3)

2	Adrio Bailey	Junior
4	Emeka Obukwelu	Junior
15	Jonathan Holmes	Junior

Sophomores (5)

5	Jalen Harris	Redshirt Sophomore
12	Ty Stevens	Sophomore
10	Daniel Gafford	Sophomore
22	Gabe Osabuohien	Sophomore
13	Mason Jones	Sophomore

Freshmen (8)

0	Desi Sills	Freshman
1	Isaiah Joe	Freshman
3	Khalil Garland	Redshirt Freshman
11	Keyshawn Embery-Simpson	Freshman
23	Ibrahim Ali	Freshman
24	Ethan Henderson	Freshman
35	Reggie Chaney	Freshman
	Justice Hill	Freshman

outscored the Vols, shot 57 percent from the field and out-rebounded Tennessee (16-13).

- Grant Williams led the free throw barrage for Tennessee, going a perfect 14-of-14 and scoring 18 points. Lamonte Turner led Tennessee overall with 21 points off the bench while Jordan Bowden added 19 points off the bench. Admiral Schofield contributed 17 points - all in the second half - while Kyle Alexander had 12.
- Isaiah Joe led the Razorbacks with 23 points, making 7-of-13 from 3-point range. Mason Jones finished with 18 points. Reggie Chaney (11) and Daniel Gafford (10) each finished in double figures as well.

25th Anniversary of National Championship

- The 2018-19 season is the 25th anniversary of Arkansas defeating Duke, 76-72 in Charlotte, for the 1994 NCAA National Championship. The Razorbacks defeated Arizona, 91-82, in the Final Four.
- The 1993-94 season for the Razorbacks was:**
 - 1 of 33 NCAA berths (32 appearances).
 - 1 of 6 NCAA Final Four appearances.
 - 1 of 2 NCAA Championship appearances as Arkansas returned to the national championship game the following year (1995) as well.
- The 1993-94 Razorbacks were led by Hall of Fame coach Nolan Richardson and current Head Hog Mike Anderson was an assistant on that staff.
- Arkansas was ranked #1 nine weeks during that season, was ranked among the top 6 all season, finished with a 31-1 record and was SEC regular-season champion.
- Current Razorback assistant coach Scotty Thurman, who scored 15 points, not only hit critical 3-pointer late in the game as the shot clock expired to break a 70-70 tie. He also hit a 3-pointer late in the first half to give Arkansas a 34-33 lead at the break.
- Corliss Williamson had a game-high 23 points.
- Corey Beck had a double-double (15 pts - 10 rebs).

Gafford, Sporting News Midseason All-American

- The Sporting News announced its 2018-19 Midseason All-American squad on Jan. 15 and Arkansas sophomore Daniel Gafford was selected to the third team.
- Gafford and Tennessee's Grant Williams were the only two SEC players on the 15-member team.
- Gafford leads the league in field goal percentage (.658). He is second in double-doubles (7), second in overall rebounding (9.3), fourth in scoring (17.0) and sixth in blocked shots. He is the only player in the SEC top rank among the top 10 in all five categories.

Recent 30-Point Club Members

- Daniel Gafford scored a career-high, 32-points versus LSU (Jan. 11).
- The previous game, Mason Jones scored a career-high 30-points versus Florida (Jan. 9).
- Isaiah Joe has also broken the 30-point plateau this season, getting 34 points versus FIU (Dec. 1).
- Gafford's performance versus the Tigers marked the 120th time a Razorback has scored at least 30. Gafford became the 48th Razorback to accomplish the feat.

MASON-ry, Building a Resume

- Mason Jones has had an impressive start to the SEC season. At Texas A&M, he shook off an 0-for-7 start from 3-point range to make three straight to propel the Razorbacks to the win. In his last three, he scored a career-high 30 versus Florida, 22 versus LSU and 18 at Tennessee.
- In SEC play, Jones is averaging a team-best 19.8 points and averaging 5.0 rebounds - second on the team.
- Jones has led the team in both scoring and assists in the same game three times this season (Georgia Tech, Texas State and Florida). Overall, he has led the team in scoring a team-best six times, while leading the team in assists five times and rebounding once.
- Jones leads the team in free throw percentage (.821), is second on the team in scoring (15.0), rebounding (5.1) and assists (52) while ranking fourth in steals (14).



Harris Helper

- Jalen Harris has only has 23 assists while committing 12 turnovers in SEC play.
- HOWEVER, Harris still ranks **FIFTH IN THE NCAA** and **FIRST IN THE SEC** in assist-to-turnover ratio (3.96). He is **15th nationally** and second in the SEC in assists per game (6.4).
- WAY TOO EARLY RECORD WATCH:** With 16 guaranteed games left (regular-season and at least one at SEC Tourney), Jalen Harris is on pace to have 205 assists this season. The Arkansas single-season record for assists is 219, set by Kareem Reid in 1995-96.

Gafford Backing Hype

- Daniel Gafford was on four National Player of the Year Watch lists and named the Sporting News 2019 Midseason All-American team.
- Has seven double-doubles, second-best in the SEC, including four of his last seven. He only had three in 35 games as a freshman. Gafford has scored in double figures 15 times and pulled down double digits in rebounds nine times.
 - In games Gafford has a double-double, he averages 18.4 pts 11.6 rebs Arkansas is 6-1**
 - In games Gafford does not have a double-double, he averages 15.9 pts 7.6 rebs Arkansas is 4-5**
- Gafford ranks 12th in the NCAA and first in the SEC in field goal percentage (.658). In the SEC, Gafford also ranks second in rebounding (9.4), fourth in scoring (17.0) and sixth in blocked shots (2.06) - **the only player in the league to rank among the top 10 in each category.**
- Was named **SEC Player of the Week** for his play in leading Arkansas to a win over Indiana, scoring a career-high 27 points and tying a then career-high with 12 rebounds.
- Gafford tied a school record, making 8-of-8 shots from the field versus Montana State. He is the 8th Razorback to make at least all 8 shot attempts in a game and the first to do so twice in his career (also going 8-of-8 versus Minnesota last season).
- Versus UTA, Gafford made a career-best nine free throws and tied a career-high with 10 attempts. Prior to UTA, Gafford had only made 13 free throws on 28 attempts.
- At Colorado State, battled foul trouble in the first half and did not attempt a field goal ... Scored 10 points and had six rebounds in the second half and spurred a 13-0 run to put the game away.
- Had a career-high 14 rebounds vs. UTSA and tallied his fourth double-double (13 pts and 14 boards).
- Even, what some would say were a "bad" performances versus Georgia Tech and Florida, Gafford still had 14 points, eight rebounds and three blocked shots versus Tech and pulled 12 boards versus Florida.

**ARKANSAS CAREER
BLOCKED SHOTS**

1.	345	Oliver Miller	1989-92
2.	318	Steven Hill	2005-08
3.	256	Moses Kingsley	2014-17
4.	252	Andrew Lang	1985-88
5.	194	Darian Townes	2005-08
6.	130	Nick Davis	1996-98
7.	111	Hunter Mickelson	2011-13
	111	Larry Satchell	2000-03
9.	109	DANIEL GAFFORD	2018-pres.

No Ordinary Joe; NCAA Leader by Fosh in 3-pt FG%

- Isaiah Joe has made at least one 3-pointer in 15 of 16 games (was 0-for-1 vs. LSU) and made at least three 3-pointers in a game 10 times this season.
- Joe broke out of a mini slump at Tennessee, scoring a game-high 23 points and making 7-of-13 from 3-point range.
- He **RANKS 11TH THE NCAA** and **FIRST IN THE SEC** in 3-pointers made per game (3.63) and leads the SEC in 3-pointers made (58), ranking 27th nationally.
- More impressively, while he is second in the SEC in 3-attempted (131), he is second in the SEC in 3-point FG% (.443).
- AMONG NCAA FRESHMEN:**
 - 1st in 3-pt FG pct. (.443)**
 - 2nd in 3-pt FG made per game (3.63)**
 - 2nd in 3-pt FG made (58)**
- AMONG SEC FRESHMEN:**
 - 1st in scoring (14.7)**
 - 1st in 3-pt FG made per game (3.6)**
 - 1st in 3-pt FG pct. (.443)**
 - 2nd in steals (1.6)**
- AMONG SEC ALL PLAYERS**
 - 2nd in 3-pt FG pct. (.443)**
 - 1st in 3-pt FG made per game (3.63)**
 - 1st in 3-pt FG made (58)**
- OVERALL SEC RANK**
 - 10th**
 - 1st**
 - 2nd**
 - 5th**
- WAY TOO EARLY RECORD WATCH:** With 16 guaranteed games left (regular-season and at least one at SEC Tourney), Joe is on pace to finish with 116 3's made. That would break the Arkansas single-season mark of 102, set by Scotty Thurman in 1994-95.
- For good measure, Joe leads the team in charges taken (12) and steals (25 - which ranks 5th in the SEC).

CHARGE!

- Isaiah Joe took two charges versus both Florida and LSU to give him a team-best 12 on the season. Gabe Osabuohien ranks second on the team with 10 charges taken this season.
- Last season, Daniel Gafford led the team by taking nine charges and Osabuohien tied for second with eight.
- Overall, the Razorbacks took 47 charges last season and have taken 32 to date this season.

Helping Hand; 14th in the NCAA

- Arkansas only had 10 assists in the loss to Florida, its second-lowest total of the season. (Arkansas had a season-low eight versus Texas and also had 10 in a loss to Western Kentucky). The Razorbacks bounced back to dish out 21 versus LSU - the sixth time Arkansas has had at least 20 assists in a game this season.
- Arkansas ranks 14th in the NCAA in assists (17.5).
- This season, an impressive 64 percent of Arkansas' made baskets have come off assists.**
- Games of note with high assist-to-made-basket ratio:

- Indiana	20 assists	28 FG made	71.4%
- Montana State	29 assists	37 FG made	78.4%
- UT Arlington	15 assists	21 FG made	71.4%
- FIU	28 assists	42 FG made	66.7%
- Colorado State	29 assists	38 FG made	76.3%
- UTSA	17 assists	23 FG made	73.9%
- Austin Peay	21 assists	27 FG made	77.8%
- LSU	21 assists	34 FG made	61.8%
- In three of its losses, the Razorbacks only had eight assists vs. Texas, 10 vs. Western Kentucky and 10 vs. Florida.**

THE GAFFORD FILE**2019 SPORTING NEWS MIDSEASON ALL-AMERICAN**

- One of 15 players. Gafford was named to the third team and was one of just two SEC players to make the list (UT's Grant Williams was 1st team pick).

2019 CITIZEN NAISMITH TROPHY PRESEASON WATCH LIST

- One of 50 candidates as named by the Atlanta Tipoff Club for the 2019 Citizen Naismith Trophy Men's Player of the Year honor.

2019 LUTE OLSON AWARD PRESEASON WATCH LIST

- One of 40 candidates for the top Division I player in college basketball. The award is determined by a committee consisting of current DI head coaches, retired head coaches, athletic directors and/or conference administrators, members of the national media and collegeinsider.com staff members.

2019 KAREEM ABDUL-JABBAR PRESEASON WATCH LIST

- One of 21 candidates as named by the Naismith Memorial Basketball Hall of Fame. The award recognizes the top centers in men's college basketball.

SEC PLAYER OF THE WEEK (Nov. 20, 2018)**2018-19 PRESEASON FIRST TEAM ALL-SEC**

- Media and Coaches**

2017-18 SEC ALL-FRESHMAN TEAM

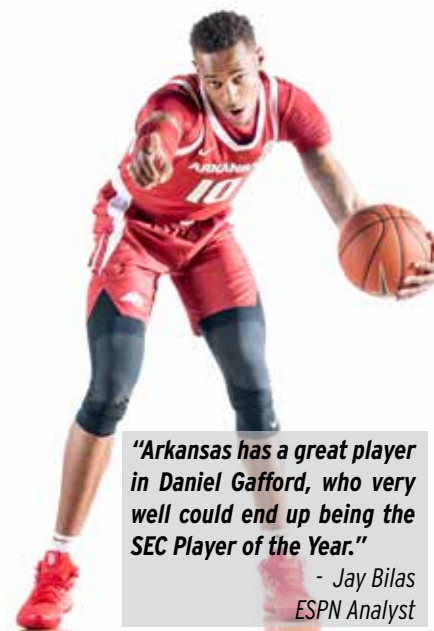
- Was 3x SEC Freshman of the Week**

THE 2019 NBA MOCK DRAFTS

- Is projected to be a NBA Lottery pick in the 2019 draft, including (as of Oct. 20, 2018):
 - 7th by NBC Sports
 - 8th by Sports Illustrated
 - 8th by CBS Sports
 - 8th by BustingBrackets.com
 - 9th by Forbes
 - 10th by ESPN
 - 10th by NBA Draft.net
 - 11th by Draftsite.com
 - 13th by BleacherReport.com
 - 14th by SBNation.com

HOW HE SPENT HIS SUMMER

- Invited to participate in the Nike Basketball Academy in Los Angeles. The annual developmental camp allowed 25 highly-touted college basketball players the opportunity to learn and train with current and past NBA superstars through a series of off-court workouts, drills, film sessions and 5-on-5 competition.



"Arkansas has a great player in Daniel Gafford, who very well could end up being the SEC Player of the Year."

- Jay Bilas
ESPN Analyst

MISCELLANEOUS STATS
Double-Figure Scoring Games

Player	16-17	17-18	18-19	Career
Gafford	NA	22	15	37
Joe	NA	NA	14	14
Jones	NA	NA	12	12
Harris	2	NA	6	8
Bailey	1	3	5	9
Chaney	NA	NA	5	5
Embery-Simpson	NA	NA	2	2
Sills	NA	NA	1	1

20+ Point Scoring Games

Player	16-17	17-18	18-19	Career
Gafford	NA	2	5	7
Jones	NA	NA	4	4
Joe	NA	NA	3	3
Bailey	0	0	1	1

30+ Point Scoring Games

Player	16-17	17-18	18-19	Career
Gafford	NA	0	1	1
Joe	NA	NA	1	1
Jones	NA	NA	1	1

3+ Three-Pointers in a Game

Player	16-17	17-18	18-19	Career
Joe	NA	NA	11	11
Jones	NA	NA	7	7
Embery-Simpson	NA	NA	1	1
Sills	NA	NA	1	1

5+ Three-Pointers in a Game

Player	16-17	17-18	18-19	Career
Joe	NA	NA	5	5
Jones	NA	NA	2	2

Double Figure Rebounding Games

Player	16-17	17-18	18-19	Career
Gafford	NA	4	8	12
Jones	NA	NA	1	1

Double Figure Assists Games

Player	16-17	17-18	18-19	Career
Harris	0	NA	4	4

Double-Doubles

Player	16-17	17-18	18-19	Career
Gafford	NA	3	7	10
Harris	0	NA	2	2
Jones	NA	NA	1	1

5+ Assist Games

Player	16-17	17-18	18-19	Career
Harris	1	NA	10	11
Sills	NA	NA	4	4
Jones	NA	NA	3	3

3+ Steals in a Game

Player	16-17	17-18	18-19	Career
Joe	NA	NA	4	4
Bailey	0	1	2	3
Jones	NA	NA	2	2
Chaney	NA	NA	2	2
Harris	2	NA	1	3
Gafford	NA	1	1	2
Embery-Simpson	NA	NA	1	1

3+ Blocks in a Game

Player	16-17	17-18	18-19	Career
Gafford	NA	13	5	18
Chaney	NA	NA	3	3
Bailey	0	1	2	3

Team Leaders
DEFLECTIONS SEASON

Daniel Gafford	87
Adrio Bailey	60
Reggie Chaney	52
Isaiah Joe	48
Jalen Harris	42
Mason Jones	40
Gabe Osabuohien	34

MOST IN A GAME 2018-19

10 Daniel Gafford at Colorado State
10 Reggie Chaney vs. UTSA
9 Daniel Gafford vs. Austin Peay
8 Adrio Bailey at Colorado State
7 Daniel Gafford vs. Indiana AND vs. UTSA
7 Isaiah Joe vs. UC Davis
7 Adrio Bailey vs. FIU
7 Reggie Chaney vs. Ga Tech

CHARGES TAKEN SEASON

Isaiah Joe	12
Gabe Osabuohien	10
Desi Sills	3
Keyshawn Embery-Simpson	2
Jalen Harris	2

MOST IN A GAME 2018-19

3 Isaiah Joe vs. UT Arlington
2 Gabe Osabuohien vs. UC Davis AND Texas State
2 Isaiah Joe vs. Florida AND LSU

Block Party; 12th in NCAA

- Arkansas was credited with a season-low one blocked shot at Tennessee. However, the Razorbacks have blocked at least four shots in 14 of their 16 games this season. (Only had three at Texas A&M.)
- Arkansas still **ranks 12th in the NCAA – but 4th in the SEC –** in blocked shots (5.5).

Gafford Named SEC Player of the Week

- After posting career highs and leading the Razorbacks to a win over Indiana, Daniel Gafford was been named the SEC Men's Basketball Player of the Week.
- Gafford scored a career-high 27 points and tied his career high with 12 rebounds while adding three blocked shots and two steals. Gafford was most effective in the second half, scoring 19 points, grabbing seven rebounds and getting two steals. In fact, he was 9-for-10 shooting from the field in the period while the rest of the team was just 5-of-23 from the field and scored 16 points.
- Three times in within the final 11 minutes, Indiana took a one-point lead and, each time, Gafford answered to put the Razorbacks back on top. He additionally broke a 63-63 tie with 5:46 left with one of his four dunks on the evening. In the final seconds, Gafford tipped the ball out after a missed shot that led to a Mason Jones rebound and eventual game-winning free throw with 2.5 seconds left.

Joe Named SEC Player of the Week

- Isaiah Joe was named the Southeastern Conference Men's Basketball Player of the Week. Joe scored 34 points - 17 in each half - and made 10-of-13 shots from 3-point range to lead the Razorbacks to a 121-89 victory over FIU.
- Joe joins Courtney Fortson (Dec. 15, 2009) as the only Razorback freshman to be named SEC Player of the Week.
- The 34 points are second (tied) on the Arkansas all-time list for most points by a freshman in a game. Bobby Portis scored 35 as a freshman versus Alabama in 2014. Scotty Thurman scored 34 twice as a freshman. This was just the seventh time a Razorback freshman has ever scored at least 30 points in a game.
- He is just the fourth Razorback (fifth time in school history) to make at least 10 3-pointers in a game and just the 10th player in SEC history (11th time in league history) to make at least 10 in a game. (Arkansas' Rotnei Clarke had at least 10, 3's twice in his career).
- Joe was 10-for-13 from 3-point range and that .764 percentage ties for the best percentage in SEC history for those that made at least 10 in a game. (Alabama's John Petty was also 10-of-13 last season.)
- After FIU trimmed its deficit to four (24-20) at 8:29 in the first half, Joe drained a 3-pointer and scored 14 points over the next 4:37 to put Arkansas up 20.
- Joe started the game going 1-for-3 from 3-point range. He then made six straight attempts and finished the game making 9-of-his-last-10 from long distance.

MOST SEC WINS IN THE...

LAST 2 YEARS		LAST 3 YEARS		LAST 4 YEARS		LAST 5 YEARS		LAST 6 YEARS	
2017-18		2016-18		2015-18		2014-18		2013-18	
1. Kentucky	26	1. Kentucky	39	1. Kentucky	57	1. Kentucky	69	1. Kentucky	81
2. Florida	25	2. Florida	34	2. ARKANSAS	44	2. Florida	60	2. Florida	74
3. ARKANSAS	22	3. ARKANSAS	31	3. Florida	42	3. ARKANSAS	54	3. ARKANSAS	64
4. Tennessee	21	4. South Carolina	30	4. Texas A&M	41	4. Texas A&M	49	4. Georgia	58
5. Auburn	20	Texas A&M	30	5. Georgia	37	Georgia	49	5. Ole Miss	57
6. South Carolina	19	6. Tennessee	27	6. South Carolina	36	6. Ole Miss	45	6. Texas A&M	56
7. Alabama	18	Vanderbilt	27	Vanderbilt	36	Tennessee	45	Tennessee	56
8. Texas A&M	17	8. Alabama	26	Ole Miss	36	8. Vanderbilt	43	8. Alabama	53
9. Georgia	16	Georgia	26	9. Tennessee	34	9. South Carolina	41	9. Vanderbilt	51
Vanderbilt	16	10. Auburn	25	Alabama	34	Alabama	41	10. LSU	50
11. Ole Miss	15	Ole Miss	25	11. LSU	32	LSU	41	11. South Carolina	45
Miss. State	15	12. Miss. State	22	12. Auburn	29	12. Auburn	35	12. Auburn	38
13. Missouri	12	13. LSU	21	13. Miss. State	28	13. Miss. State	31	Missouri	38
14. LSU	10	14. Missouri	15	14. Missouri	18	14. Missouri	27	14. Miss. State	35

Arkansas is Not Just Young, But Inexperienced Too

Arkansas is not only one of the youngest teams in the nation, but also one of the most inexperienced.

9 TEAMS WITH NO SENIORS	MOST FR/SO ON SCHOLARSHIP	FEWEST UPPERCLASSMEN ON SCHOLARSHIP
ARKANSAS	12 - Duquesne	1 - ARKANSAS
Mount St. Mary's Univ.	11 - ARKANSAS	1 - Duquesne
Seattle / Cal Northridge	11 - Mount St. Mary's Univ.	
Duquesne / North Florida		
Virginia / Cal / UT Arlington		
MOST SCHOLARSHIP NEWCOMERS	FEWEST RETURNING SCHOLARSHIP PLAYERS	
13 - Detroit Mercy	1 - Chattanooga	
12 - FAU	2 - Duquesne	
12 - Seattle	2 - Drake	
12 - UT Arlington	3 - ARKANSAS	
11 - Missouri State	3 - USF	
11 - Duquesne	3 - MTSU	
10 - Mount St. Mary's Univ	3 - Missouri State	
10 - Belmont	3 - Mount Saint Mary's Univ.	
10 - New Mexico	3 - UTA	
9 - ARKANSAS	3 - Detroit Mercy	
9 - Pepperdine	3 - FAU	
9 - MTSU	3 - UT Arlington	

"We have a bunch of piglets but they are starting to develop teeth. Best thing about piglets is they grow up to be Hogs."

- Mike Anderson

Arkansas Head Basketball Coach

Percentages Not in Returners Favor

With three returning players, the 10 newcomers will be counted on heavily to fill several roles.

	Returning	Lost
Scoring	576 / 20.4%	2243 / 79.6%
• 3-Pointers Made	2 / 0.1%	267 / 99.9%
• FT Made	108 / 20.0%	432 / 80.0%
Rebounding	327 / 27.1%	880 / 72.9%
Assists	49 / 9.8%	452 / 90.2%
Blocked Shots	97 / 59.5%	66 / 40.5%
Steals	38 / 17.4%	180 / 82.6%

Gafford Preseason All-SEC; Hogs Picked 10th

- Daniel Gafford was named to the SEC Men's Basketball Preseason All-Conference first team, as selected by a panel of both league and national media members.
- The Razorbacks, one of a league-record eight teams to play in the NCAA Tournament last season, were picked 10th in the preseason poll.
- The good news for Razorback fans is that Arkansas has exceeded the preseason polls in each of the last five years.

YEAR	PRESEASON	FINISH	Record • SEC
2013-14	8th	5th	22-12 • 10-8
2014-15	3rd	2nd	27-9 • 13-8
2015-16	1th	t-8th	16-16 • 9-9
2016-17	5th	t-3rd	26-10 • 12-6
2017-18	6th	t-4th	23-12 • 10-8
2018-19	10th	??	--

Did You Know

- Of the **351 teams** in NCAA Division I Basketball:
 - Only **37 teams** have gone to NCAA Tourney in 3 of last 4 years - **INCLUDING ARKANSAS.**
 - Only **28 of those 37** played in last year's NCAA Tournament - **INCLUDING ARKANSAS.**
 - Only **23 of those 28** played in each of the last two NCAA Tournaments - **INCLUDING ARKANSAS.**

Sustained Success, Elite SEC Company

The Razorbacks are one of two teams in the league to finish .500 or better in SEC play each of the last six years.

Slam Dunk; On Pace to Break Last Year's Record

- The Razorbacks threw down 10 dunks in the win over Montana State - the second-best, single-game total in the Mike Anderson era. Arkansas added nine versus FIU.
- Arkansas has 76 dunks in 16 games this season, an average of 4.6 per game.
- Arkansas' 124 dunks in 2017-18 (3.5 per game) were the most of the Mike Anderson era. The only other Arkansas team to reach 100 dunks in a season was the 2014-15 team who totaled exactly 100 dunks.

Anderson's Teams Take Care of the Ball

- In each of the last six years, Arkansas basketball has ranked first or second in the SEC in assist-to-turnover ratio.
 - SEC RANK IN ASSIST-TO-TURNOVER RATIO** **2ND (1.32) 2018-19**
 - 2nd (1.31) 2017-18
 - 1st (1.46) 2015-16
 - 1st (1.53) 2013-14
 - 2nd (1.17) 2016-17
 - 2nd (1.35) 2014-15
 - 2nd (1.48) 2012-13
- Also, in Anderson's first five years, Arkansas led the SEC in turnover margin. The Razorbacks' turnover margin last season was 3.1 (same as their league-leading ratio from 2015-16 season), but it was only good for third last season.
 - SEC RANK IN TURNOVER MARGIN**
 - 1st (3.1) 2015-16
 - 1st (5.5) 2013-14
 - 1st (3.3) 2011-12
 - 1st (3.8) 2014-15
 - 1st (5.9) 2012-13

Familiar Foe in the Big 12/SEC Challenge

Arkansas will travel to Lubbock, Texas to play in the Big 12/SEC Challenge versus Texas Tech, which reached the Elite 8 last season before falling to eventual national champion, Villanova.

ABOUT ARKANSAS

ABOUT ARKANSAS

Location	Fayetteville, Ark.
Enrollment	27,558
Founded	1871
Colors	Cardinal (PMS 201) and White
Nickname	Razorbacks
Conference	Southeastern (SEC)
Arena (Capacity)	Bud Walton Arena (19,200)

ADMINISTRATION

System President	Dr. Donald R. Bobbitt
Chancellor	Dr. Joseph E. Steinmetz
Athletic Director	Hunter Yurachek
Faculty Representative	Gerald Jordan

COMMUNICATIONS

Basketball SID	Mike Cawood
Email	tmcaewood@uark.edu
Cell Phone	479-236-2090
Office Phone	479-575-3114
Office Fax	479-575-7481
Athletic Website	ArkansasRazorbacks.com
Arkansas Ticket Office	479-575-5151

HISTORY

First Year	1923-24
Seasons	96th
Overall Conference Championships	24 (2 SEC, 22 SWC)
SEC Overall Championships	2 (1992, 1994)
SEC Division Championships	4 (1992, 1993, 1994, 1995)
SEC Tournament Championships	1 (2000)
NCAA Tournament Appearances	33*
National Championships	1 (1994)
National Runner-Up	1 (1995)
NCAA Final Fours	6 (1941, 1945, 1978, 1990, 1994, 1995)
NCAA Elite Eight	10
NCAA Sweet 16	10
NIT Record (App.)	5-4 (3)

* - Arkansas received a bid in 1944 but was unable to participate due to a car accident. Total number of bids is 33 and total number of appearances is 32.

Mike'd Up Radio Show

- Featuring Mike Anderson and Chuck Barrett
- Sassy's Red House College Avenue (479-856-6966)
 - Monday, Jan. 21 7-8 pm
 - Monday, Jan. 28 7-8 pm
 - Monday, Feb. 4 7-8 pm
 - Monday, Feb. 18 7-8 pm
 - Monday, Mar. 4 7-8 pm

SEC TELECONFERENCE

THURSDAY, JAN. 24	Monday, Feb. 4
Monday, Feb. 18	Monday, March 4
Monday, March 11	Monday, March 18

Order of Appearance (ALL TIMES CENTRAL):

10:00 a.m.	Bryce Drew, Vanderbilt
10:07 a.m.	Michael White, Florida
10:14 a.m.	Frank Martin, South Carolina
10:21 a.m.	Tom Crean, Georgia
10:28 a.m.	Will Wade, LSU
10:35 a.m.	John Calipari, Kentucky
10:42 a.m.	Rick Barnes, Tennessee
10:49 A.M. MIKE ANDERSON, ARKANSAS	
10:56 a.m.	Avery Johnson, Alabama
11:03 a.m.	Bruce Pearl, Auburn
11:10 a.m.	Kermit Davis, Ole Miss
11:17 a.m.	Ben Howland, Mississippi State
11:24 a.m.	Cuonzo Martin, Missouri
11:31 a.m.	Billy Kennedy, Texas A&M

• MIKE ANDERSON RECORD BREAKDOWN •

Overall: **361-190 (.655)**
Home: 245-44
Away: 65-105
Neutral: 51-41

At Arkansas: **161-92 (.638)**
Home: 117-20
Away: 26-51
Neutral: 18-21

Against Ranked Teams: **29-56**
at Arkansas: 13-22
Home: 18-14, 10-5 at Arkansas
Away: 4-2, 2-10 at Arkansas
Neutral: 6-14, 0-7 at Arkansas

One-Possession Games: **48-39**
at Arkansas: 24-17
Home: 24-9, 14-4 at Arkansas
Away: 16-21, 7-8 at Arkansas
Neutral: 8-9, 3-5 at Arkansas

Decided by 5 Pts / Less: **71-62**
at Arkansas: 38-25
Home: 34-16, 20-6 at Arkansas
Away: 27-33, 14-14 at Arkansas
Neutral: 10-13, 4-5 at Arkansas

In Overtime Games: **12-13**
at Arkansas: 8-8
Home: 9-2, 6-2 at Arkansas
Away: 3-8, 2-4 at Arkansas
Neutral: 0-3, 0-2 at Arkansas

Conference Games: **156-114**
at Arkansas: 71-57
Home: 101-34, 47-17 at Arkansas
Away: 55-80, 24-40 at Arkansas

Scoring Below 50 Points: **0-4**
at Arkansas: 0-2
Home: 0-0, 0-0 at Arkansas
Away: 0-4, 0-2 at Arkansas
Neutral: 0-0, 0-0 at Arkansas

Scoring 50-59 Points: **5-28**
at Arkansas: 3-14
Home: 2-7, 2-3 at Arkansas
Away: 1-16, 0-10 at Arkansas
Neutral: 2-5, 1-1 at Arkansas

Scoring 60-69 Points: **43-70**
at Arkansas: 17-37
Home: 21-14, 11-5 at Arkansas
Away: 15-38, 4-21 at Arkansas
Neutral: 7-18, 2-11 at Arkansas

Scoring 70-79 Points: **99-59**
at Arkansas: 47-26
Home: 58-15, 28-7 at Arkansas
Away: 27-29, 13-12 at Arkansas
Neutral: 14-15, 6-7 at Arkansas

Scoring 80-89 Points: **121-26**
at Arkansas: 46-12
Home: 87-8, 37-6 at Arkansas
Away: 15-15, 4-5 at Arkansas
Neutral: 19-3, 5-1 at Arkansas

Scoring 90-99 Points: **67-1**
at Arkansas: 35-0
Home: 59-0, 30-0 at Arkansas
Away: 3-1, 1-0 at Arkansas
Neutral: 3-0, 2-0 at Arkansas

Scoring 100 or More Points: **24-1**
at Arkansas: 11-0
Home: 18-0, 9-0 at Arkansas
Away: 1-1, 1-0 at Arkansas
Neutral: 5-0, 1-0 at Arkansas

- In the 78 previous meetings with the Red Raiders, Arkansas and Texas Tech are all square at 39-39.
- The last time the teams met, which was in the 2016 edition of the Big 12/SEC Challenge, the Razorbacks won, 75-68, in overtime. Arkansas has won five of the last six in the series with Texas Tech and 11 of the last 15.
- Arkansas will be playing in its fifth consecutive Big 12/SEC Challenge. The Razorbacks are 2-2 in the Big 12/SEC Challenge with wins over Texas Tech (2016) and Oklahoma State (2018). Arkansas lost at Iowa State (2015) and at Oklahoma State (2017).

Anderson Honored by Brandon Burlsworth Foundation

- This past August, University of Arkansas head basketball coach Mike Anderson was honored at the annual Brandon Burlsworth Foundation Legends Dinner. Anderson is the ninth Legend the Burlsworth Foundation has honored.
- "The Legends Dinner recognizes a person each year who has made great contributions to our state," said Marty Burlsworth, Chairman/CEO and Founder of the Brandon Burlsworth Foundation. "Coach Anderson has a long history with the University and the state of Arkansas, so it was an easy choice for our board of directors to honor him in this way."
- Anderson is one of four Division I coaches with 15-plus years of head coaching experience and has never experienced a losing season while being the only coach to accomplish the feat at three different programs. In his first 16 years of being a head coach, Anderson has led his teams to 11 postseason berths, including nine NCAA Tournament appearances, and posted 11, 20-win seasons.
- While his on-court success is evident, Coach Anderson is equally a champion in the community. He created his own Mike Anderson Foundation, which provides funding for programs focused on preventative health care education and assists organizations that offer nutritional support for children. Anderson is active with the Yvonne Richardson Center and Samaritan's Feet. Also, each year at the annual Red-White Game, fans get in free with a canned food item, which helps support the Northwest Arkansas Food Bank. In fact, Anderson has done similar food drives as the head coach at Missouri and UAB as well as assist with Special Olympics at all three stops.

Moncrief Enshrined in Hall of Fame; Joins Richardson and Sutton in Hall

- Last March, Arkansas legend Sidney Moncrief was elected to the National Collegiate Basketball Hall of Fame Class of 2018. The ceremony was **Sunday, Nov. 18** in Kansas City. Others being inducted into the class are Arizona's Sean Elliott, Houston's Otis Birdsong, North Carolina's Sam Perkins, Morgan State's Marvin Webster and USC's Paul Westphal will join former Charleston coach John Kresse and former Oregon Tech coach Danny Miles.
- Moncrief becomes the third Razorback to be inducted into the National Collegiate Basketball Hall of Fame, joining his former coach Eddie Sutton who was selected in 2011 and Nolan Richardson who entered in 2008. All three Arkansas legends have a banner hanging in the rafters of Bud Walton Arena.
- One of the Arkansas' famed "Triplets", Moncrief ended his career as Arkansas's leader in scoring (he ranks second now behind Todd Day) with 2,066 points from 1976-79. He poured in 600-plus points each of his last two years in Fayetteville, one of just four Razorbacks to score more than 600 points during two separate seasons.
- Moncrief helped lead Arkansas to two Elite Eight appearances and the 1978 Final Four, when the Razorbacks recorded Arkansas' first of five total 30-win seasons in program history, going 32-4 overall. A 14-time All-American, Moncrief's name is scattered all through Arkansas' record book and he was named All-Southwest Conference his last three years as a Razorback, while being named to the 1978 NCAA Tournament All-Regional West Team and to the 1979 All-Regional Midwest Team.
- Moncrief was drafted fifth overall in the 1979 NBA Draft to the Milwaukee Bucks, where he spent his first 11 NBA seasons, before finishing his career in Atlanta in 1990-91. The Little Rock native was just the second Razorback in school history to be selected in the first round of the NBA Draft and remains as the only player to be taken in the top five. While in Milwaukee, Moncrief earned All-NBA first team honors once (1983) and second team honors four times (1982-85 and 1986). The five-time All-Star was also named to the NBA's All-Defensive first team four years (1983-86) and second team in 1982, along with earning NBA Defensive Player of the Year honors two seasons (1982-83 and 1983-84). During his 12-year NBA career, Moncrief averaged 15.6 points, 4.7 rebounds and 3.6 assists per game.

Signee Justice Hill Joins Team

- On Nov. 14, 2018, Arkansas men's head basketball coach Mike Anderson announced Justice Hill signed a National Letter of Intent. Hill graduated high school in December 2018 and, on Jan. 3, 2019, Hill began practicing with the Razorback basketball team.
- "Obviously, we are very excited to have Justice join our family," Anderson said. "He committed to us as a freshman and has continued to grow both as a player and a person. He is an excellent student and athlete who comes from an outstanding family. Justice possesses good court vision, has really good basketball instincts and is athletic. He will be a perfect fit for our 'FASTEST40' style of play."
- Through his junior season, Hill was rated the #3 overall prospect in Arkansas and #36-best point guard in the nation by 247Sports.com ... Also a three-star recruit by Rivals.com, which has him as the 48th-best point guard in the nation.
- Named to the 2018 5A All-State basketball team as a junior as he averaged 19.5 points, six assists, four steals and four rebounds ... As a sophomore, averaged 15 points, four rebounds, three assist and two steals.
- Played summer ball with the Arkansas Hawks, teaming with current Razorbacks Isaiah Joe, Desi Sills and Ethan Henderson.
- A standout quarterback for the Little Rock Christian football team and received several FBS football scholarship offers as well ... Named the **2018-19 Gatorade Arkansas Football Player of the Year** Passed for 3,034 yards with 37 touchdowns and 4 interceptions and rushed for 1,000 yards and 21 touchdowns ... In the playoffs, accounted for seven touchdowns in the both the quarterfinals and semifinals ... **Was the game MVP in leading the Warriors to their first state championship** beating four-time defending champion Pulaski Academy ... In the title game, accounted for 330 yards and four touchdowns, including two passing and two rushing ... Completed 12-of-25 passes for 218 yards ... On the ground, he had 112 yards on 15 carries.
- Finished second in the 2018 5A state championship in the high jump (6-2) and placed fifth at the state meet in the long jump (21-1.75).
- High school head coach is Clarence Finley ... Arkansas Hawks AAU coach is Bill Ingram.
- Son of Dr. Fitz Hill, who was an assistant football coach at Arkansas under Jack Crowe, Danny Ford and Houston Nutt from 1992-2000 and went on to be the head coach at San Jose State (2001-04).

• THE LAST TIME •

POINTS »

- Scored 100+ : 12/01/18 - 121 vs. FIU
- Scored 100+ in an SEC game: 02/10/15 - 101 vs. Auburn
- Scored fewer than 50: 02/09/16 - 46 at Mississippi State

Overtime Games »

- Played in an OT game: 01/12/19 vs LSU, L, 94-88 (OT)
- Played in a 2OT game: 01/23/18 at Georgia, W, 80-77 (2 OT)
- Played in a 3OT game: 02/09/80 vs. Houston, L, 90-84 (3 OT)

Versus Top-25 opponents »

- Beat an AP Top 25 team: 03/09/18 vs. No. 23 Florida, W, 80-72
- Beat an AP Top 20 team: 02/27/18 vs. No. 14 Auburn, W, 91-82
- Beat an AP Top 15 team: 02/27/18 vs. No. 14 Auburn, W, 91-82
- Beat an AP Top 10 team: 01/27/16 vs. No. 5 Texas A&M, W, 74-71
- Beat an AP Top 5 team: 01/27/16 vs. No. 5 Texas A&M, W, 74-71

Versus Top-25 opponents on the road »

- Beat an AP Top 25 team on road: 02/15/17 at No. 21 South Carolina, W, 83-76
- Beat an AP Top 5 team on road: 02/09/94 at No. 4 Kentucky, W, 90-82

Double-Doubles »

- Two players in same game: 12/15/18 vs. UTSA
- Daniel Gafford (13 pts, 14 rebs) and Jalen Harris (11 pts, 10 assists)

3-Point Shooting »

- 10+ 3FGM in a game: 01/15/19 - 10 at Tennessee
- 15+ 3FGM in a game: 01/09/16 - 16 vs. Mississippi State

At the Charity Stripe »

- Attempted 40+ FT in a game: 12/22/18 - 40 vs. Texas State
- MADE 20+ FT in a game: 12/22/18 - 28 (of 40) vs. Texas State
- MADE 30+ FT in a game: 11/23/18 - 34 vs. UTA

ASSISTS »

- Had 20+ assists: 01/12/19 - 21 vs. LSU
- Had 25+ assists: 12/05/18 - 28 vs. Colorado State
- Had 20+ assists in back-to-back games: 12/01/18 (27 vs. FIU)
- 12/05/17 (29 vs. Montana State)
- Had 2 players with 5+ assists: 01/15/19 at Tennessee
- Mason Jones - 6, Jalen Harris - 5
- Had 3 players with 5+ assists: 11/21/18 vs. Montana State
- Jalen Harris - 11, Isaiah Joe - 5, Desi Sills - 5

Points »

- Scored 30-39 points in a game: by Daniel Gafford - 01/12/19 (32) vs. LSU
- Scored 40-49 points in a game: by Todd Day - 01/11/92 (43) vs. LSU
- Scored 50+ points in a game: by Rotnei Clarke - 11/13/09 (51) vs. Alcorn State

Double-Doubles »

- Points/Rebounds: 01/05/19 at Texas A&M
- 11 pts & 11 rebs by Daniel Gafford
- Points/Assists: 12/15/18 vs. UTSA
- 11 pts and 10 assists by Jalen Harris

Rebounds »

- Had 15+ rebounds in a game: by Bobby Portis - 03/07/15 (15) vs. LSU
- Had 20+ rebounds in a game: by Nick Davis - 11/21/97 (23) vs. Jackson State

Three-Point Shooting »

- 5+ 3FGM in a game: by Isaiah Joe - 01/19/19 (7-of-13) at Tennessee

AT THE CHARITY STRIPE »

- 10+ FTA in a game: by Mason Jones - 01/19/19 (13 / 12-of-13) vs. Florida
- 10+ FT Made: by Mason Jones - 01/19/19 (12 / 12-of-13) vs. Florida

Assists »

- 10+ assists in a game: by Jalen Harris - 12/15/18 (10) vs. UTSA
- Consecutive 5+ assists games: by Jalen Harris - 12/28/18 (7) vs. Austin Peay
- 01/05/19 (9) at Texas A&M
- Six straight 5+ assists games: by Jalen Harris 11/21/18 (11) vs. Montana St.
- 11/23/18 (6) vs. UTA
- 12/01/18 (10) vs. FIU
- 12/05/18 (12) at Colorado State
- 12/08/18 (7) vs. Western Kentucky
- 12/15/18 (10) vs. UTSA
- Consecutive 10+ assists games: by Jalen Harris - 12/01/18 (10) vs FIU
- 12/05/18 (12) at Colorado State

Blocks »

- Had 3+ blocks in a game: by D. Gafford - 12/28/18 - (4) vs. Austin Peay
- Had 5+ blocks in a game: by Daniel Gafford - 02/27/18 - (7) vs. Auburn

Steals »

- Had 5+ steals in a game: 12/28/18 - 5 by Isaiah Joe vs. Montana State
- Had consecutive 5+ steal games: 01/01/06 - by Ronnie Brewer (5) vs. W. Illinois
- 01/07/06 (5) vs. Mississippi State

• RAZORBACK/IMG SPORTS NETWORK RADIO AFFILIATES •

Batesville (Games)
Batesville (Coaches Show)
Camden (Games)
Camden (Coaches Show)
Crossett
Crossett
De Queen
DeWitt
El Dorado
Fayetteville
Fayetteville (Games)
Fayetteville

KWOZ-FM 103.3
KBTA-AM 1340
KAMD-FM 97.1
KCXY-FM 95.3
KAGH-AM 800
KAGH-FM 104.9
KDQN-FM 92.1
KDEW-FM 97.3
KAGL-FM 93.3
KOSM-FM 92.1
KYNG-AM 1500
KAKS-FM 99.5
Fayetteville
Fayetteville
Fayetteville
Forrest City
Fort Smith
Glenwood
Glenwood
Hot Springs/Mena
Jonesboro
Little Rock
Magnolia
Marshall

KUOA-AM 1290
KUOA-FM 95.3
KBVA-FM HD3 106.5
KBFC-FM 93.5
KERX-FM 95.3
KHGZ-AM 670
KHGZ-FM 98.9
KTG FM 96.3
KEGI-FM 100.5
KABZ-FM 103.7
KZHE-FM 100.5
KBCN-FM 104.3
Mena
Mena / Hot Springs
Monett, Mo.
Monticello
Morrilton
Mountain Home
Ozark
Ozark
Searcy
Texarkana, Texas
Wynne

KENA-FM 104.1
KTTG-FM 96.3
KKBL-FM 95.9
KGPO-FM 99.9
KCON-FM 99.3
KOMT-FM 93.5
KDYN-AM 1540
KDYN-FM 96.7
KRZS-FM 99.1
KKTK-AM 1400
KWYN-FM 92.5

• 2018-19 RECORD BREAKDOWN •
RECORD BREAKDOWN

At Home (Bud Walton Arena)	7-4
On The Road	2-1
Neutral	1-1
White Uniforms	8-4
Cardinal Uniforms	2-1
Cardinal/Camo Armed Forces Classic Uniform	0-1

GENERAL

When Arkansas controls the tip	6-3
When opponent controls the tip	4-3
When Arkansas scores first	7-4
When opponent scores first	3-2

LEADS AND DEFICITS

Leading at the half – home	7-2
Leading at the half – road/neutral	3-0
Tied at the half – home	0-0
Tied at the half – road/neutral	0-0
Trailing at the half – home	0-2
Trailing at the half – road/neutral	0-2
Games decided by 5 points or fewer	3-3
Games decided by 10 points or fewer	3-5
Leading with 5:00 left in regulation	8-2
Leading with 2:00 left in regulation	10-2
Overtime games	0-2

OFFENSE

Scoring less than 70 points	0-2
Scoring 70-79 points	6-2
Scoring 80-89 points	1-2
Scoring 90-99 points	2-0
Scoring 100+ points	1-0
2 Players Or Less in Double Figures	0-1
3 Players in Double Figures	1-2
4 Players in Double Figures	7-3
5 Players in Double Figures	1-0
6 Players in Double Figures	1-0
7 Players in Double Figures	0-0
1 Player Scores 20+ Points	3-1
2 Players Score 20+ Points	2-1
When shooting 50 percent or higher	3-1
When shooting less than 50 percent	7-5

REBOUNDING/TURNOVERS

When out-rebounding opponent	5-0
When out-rebounded	5-6
When rebounds are even	0-0
When grabbing 10+ offensive reb	7-5
When forcing 15+ turnovers	6-3
When committing less than 15 turnovers	6-0
When committing 15+ turnovers	4-6

When Top Scorer Is (Includes Ties)

Daniel Gafford	Season: 3-2	Career: 7-3
Mason Jones	Season: 4-2	Career: 4-2
Isaiah Joe	Season: 2-2	Career: 2-2
Jalen Harris	Season: 1-0	Career: 1-0

When Top Rebounder Is (Includes Ties)

Daniel Gafford	Season: 8-6	Career: 22-11
Adrio Bailey	Season: 0-0	Career: 1-0
Mason Jones	Season: 1-1	Career: 1-1
Reggie Chaney	Season: 1-0	Career: 1-0

Months

In November	4-1
In December	5-2
In January	1-3
In February	0-0
In March	0-0

#DUNKPALACE

DUNKS BY PLAYER CAREER '18-19

Daniel Gafford	119	44
Adrio Bailey	31	10
Reggie Chaney	11	11
Jalen Harris	7	7
Isaiah Joe	1	1
Gabe Osabuohien	4	1
Desi Sills	1	1
TOTALS	175	75

MOST DUNKS IN A HALF 2018-19

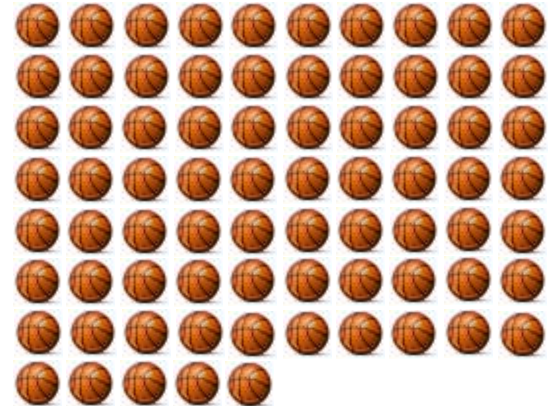
6	1st	Montana State (11/21/18)
5	2nd	FIU (12/01 / APSU (12/28)

RECORD BY DUNKS 2018-19

5+ Dunks	6-1
4+ Dunks	0-2
2+ Dunks	4-1
1 Dunk	0-1
Held Without a Dunk	0-0

**• DUNKS IN A GAME •
(ANDERSON ERA)**

Dunks	Opponent	Year
12	Samford	2017-18
10	MONTANA STATE	2018-19
9	FIU	2018-19
8	Auburn	2017-18
8	Mississippi State	2012-13
9	FIU	2018-19
7	LSU	2018-19
7	Troy	2017-18
7	Fresno State	2017-18
7	Minnesota	2012-13
7	Alabama A&M	2012-13
7	Northwestern State	2015-16
7	Northwestern State	2014-15
7	Vanderbilt	2014-15

75 DUNKS IN 16 GAMES (4.7 avg)


Of Gafford's career 273 field goals made, 44 percent (119 total) have been dunks.



**Daniel Gafford has more dunks
than FOUR SEC teams »**



2018-19 SEC STANDINGS

THROUGH SUNDAY - JAN. 16



	SEC	PCT.	HOME	AWAY	OVERALL	PCT.	HOME	ROAD	NEUTRAL	STRK
South Carolina	4-0	1.000	2-0	2-0	9-7	.563	6-4	2-2	1-1	W5
Tennessee	4-0	1.000	2-0	2-0	15-1	.938	10-0	3-0	2-1	W11
LSU	3-0	1.000	1-0	2-0	13-3	.813	9-0	2-1	2-2	W6
Ole Miss	3-1	.750	1-1	2-0	13-3	.813	7-1	3-1	3-1	L1
Kentucky	3-1	.750	2-0	1-1	13-3	.813	10-0	2-1	1-2	W3
Auburn	2-1	.667	1-0	1-1	13-3	.813	9-0	2-2	2-1	W2
Alabama	2-2	.500	1-1	1-1	11-5	.688	7-2	2-2	2-1	W1
Mississippi State	1-2	.333	1-1	0-1	13-3	.813	9-1	1-1	3-1	W1
Arkansas	1-3	.250	0-2	1-1	10-6	.625	7-4	2-1	1-1	L3
Florida	1-3	.250	0-2	1-1	9-7	.563	5-3	1-2	3-2	L2
Georgia	1-3	.250	1-1	0-2	9-7	.563	7-2	1-3	1-2	L2
Texas A&M	1-3	.250	0-2	1-1	7-8	.467	5-4	2-2	0-2	L1
Missouri	0-3	.000	0-2	0-1	9-6	.600	6-3	0-2	3-1	L3
Vanderbilt	0-4	.000	0-2	0-2	9-7	.563	8-3	1-2	0-2	L4

Tuesday, January 15

*Arkansas at Tennessee

*Florida at Mississippi State

*Kentucky at Georgia

*LSU at Ole Miss

TV CT

ESPN2 6:00 p.m.

SEC Network 6:00 p.m.

ESPN 6:00 p.m.

SEC Network 8:00 p.m.

Wednesday, January 16

*Auburn at Texas A&M

*South Carolina at Vanderbilt

*Alabama at Missouri

TV CT

ESPN2/U 6:00 p.m.

SEC Network 6:00 p.m.

SEC Network 8:00 p.m.

Saturday, January 19

*Florida at Georgia

*Arkansas at Ole Miss

*Alabama at Tennessee

*Missouri at Texas A&M

*Kentucky at Auburn

*South Carolina at LSU

*Mississippi State at Vanderbilt

TV CT

CBS Noon

SEC Network Noon

ESPN2/U 2:00 p.m.

SEC Network 3:30 p.m.

ESPN2 4:00 p.m.

SEC Network 6:00 p.m.

SEC Network 8:30 p.m.

Tuesday, January 22

*Auburn at South Carolina

*Mississippi State at Kentucky

*Texas A&M at Florida

*Ole Miss at Alabama

TV CT

SEC Network 5:30 pm

ESPN2 6:00 pm

SEC Network 7:30 pm

ESPN/U 8:00 pm

Wednesday, January 23

*Tennessee at Vanderbilt

*Georgia at LSU

*Missouri at Arkansas

TV CT

ESPN2/U 6:00 pm

SEC Network 6:00 pm

SEC Network 8:00 pm

AP (1/14)

1 Duke (36)	14-1	1,558
2 Michigan (9)	17-0	1,497
3 Tennessee (13)	14-1	1,482
4 Virginia (6)	15-0	1,473
5 Gonzaga	16-2	1,315
6 Michigan State	15-2	1,292
7 Kansas	14-2	1,188
8 Texas Tech	15-1	1,157
9 Virginia Tech	14-1	1,091
10 Nevada	16-1	1,015
11 Florida State	13-3	918
12 Kentucky	12-3	790
13 North Carolina	12-4	678
14 Auburn	12-3	669
15 Marquette	14-3	668
16 Buffalo	15-1	625
17 NC State	14-2	586
18 Ole Miss	13-2	501
19 Maryland	14-3	412
20 Oklahoma	13-3	394
21 Houston	16-1	387
22 Villanova	13-4	300
23 Iowa	14-3	172
24 Mississippi State	12-3	154
25 Indiana	12-4	116

USA TODAY COACHES (1/14)

1 Virginia (13)	15-0	770
2 Duke (6)	14-1	754
3 Tennessee (7)	14-1	745
4 Michigan (6)	17-0	738
5 Gonzaga	16-2	644
6 Michigan State	15-2	641
7 Virginia Tech	14-1	577
8 Kansas	14-2	572
9 Texas Tech	15-1	564
10 Nevada	16-1	512
11 Florida State	13-3	383
12 Auburn	12-3	381
13 Marquette	14-3	331
14 Kentucky	12-3	323
15 North Carolina	12-4	310
16 NC State	14-2	307
17 Houston	16-1	288
18 Buffalo	15-1	288
19 Oklahoma	13-3	216
20 Ole Miss	13-2	192
21 Villanova	13-4	146
22 Maryland	14-3	140
23 Mississippi State	12-3	118
24 Iowa	14-3	108
25 Indiana	12-4	75

RECEIVING VOTES: Louisville 112, Nebraska 36, Ohio State 34, Wisconsin 31, Iowa State 20, UCF 17, Purdue 16, Kansas State 14, St. John's 12, TCU 12, Murray State 9, Washington 8, Arizona 8, **LSU 7**, Seton Hall 6, **South Carolina 6**, Temple 5, Minnesota 3, Wofford 2, Cincinnati 2, **Florida 1**, Hofstra 1.

RECEIVING VOTES: Ohio State 74; Iowa State 38; Louisville 27; UCF 26; TCU 24; Nebraska 21; St. John's 18; Kansas State 14; Arizona 6; Minnesota 5; Furman 5; Arizona State 4; North Texas 4; Washington 3; Purdue 3; Wisconsin 3; **LSU 2**.

ARKANSAS IN THE RANKINGS

WEEK	AP	COACH	NET
Preseason	--	--	NA
Nov. 12	--	--	NA
Nov. 19	RV (1)	--	59
Nov. 26	RV (6)	RV (1)	53
Dec. 3	RV (3)	--	36
Dec. 10	--	--	60
Dec. 17	--	--	64
Dec. 24	--	--	95
Dec. 31	--	--	84
Jan. 7	--	--	71
Jan. 14	--	--	75
Jan. 21			
Jan. 28			
Feb. 4			
Feb. 11			
Feb. 18			
Feb. 25			
Mar. 4			
Mar. 11			
FINAL			

The last time Arkansas was ranked in the AP Poll...

Top 25:	#22	01/01/18
Top 15:	#15	11/14/00
Top 10:	#6	1995 Final Poll
Top 5:	#5	03/07/95
No. 1:	#1	'94-95 Preseason

#PROHOGS

37

» Arkansas has had 37 all-time NBA Draft selections from 35 different players in program history.

16

» The Razorbacks have 16 All-Star game appearances by Joe Johnson (7), Sidney Moncrief (5) and Alvin Robertson (4).

12

» Arkansas has 12 first round NBA Draft picks in program history with Sidney Moncrief going No. 5 overall in 1979.

#PROHOGS

Arkansas has had 29 former players go on to play in the NBA and three are currently on active rosters. Also, Corliss Williamson, currently with Phoenix, is in his sixth season as an assistant coach in the NBA.

Player	Team	Yrs	Draft Class
Patrick Beverley	Clippers	7th	2009 - 42nd (LAC)
Daryl Macon *	Mavericks	1st	2018-FA
Bobby Portis	Bulls	4th	2015 - 22nd (CHI)

* - signed two-way contract with the Mavericks and their G League affiliate Texas Legends.

G League

Jaylen Barford	Greensboro Swarm	1st Year
Dusty Hannahs	Memphis Hustle	2nd Year
Michael Qualls	Wisconsin Herd	2nd Year

Arkansas in the 2018-19 NCAA/SEC

(Through Games of Jan. 16, 2019)

TEAM IN THE NCAA/SEC	NCAA	SEC	NO.
3-pt Field Goal Attempts (351 ranked)	193	5	371
Assist Turnover Ratio (351 ranked)	51	2	1.28
Assists Per Game (351 ranked)	14	2	17.5
Blocked Shots Per Game (351 ranked)	12	4	5.5
Defensive Rebounds per Game (351 ranked)	102	6	26.69
Fewest Fouls (351 ranked)	290	14	345
Fewest Turnovers (351 ranked)	142	11	219
Field-Goal Percentage (351 ranked)	168	9	45.1
Field-Goal Percentage Defense (351 ranked)	39	3	40.1
Free Throw Attempts (351 ranked)	33	2	414
Free Throws Made (351 ranked)	88	7	264
Free-Throw Percentage (351 ranked)	324	14	63.8
Offensive Rebounds Per Game (351 ranked)	94	8	11.44
Personal Fouls Per Game (351 ranked)	338	14	21.6
Rebound Margin (351 ranked)	238	14	-1
Scoring Defense (351 ranked)	224	13	73.2
Scoring Margin (351 ranked)	98	9	6.9
Scoring Offense (351 ranked)	49	5	80.1
Steals Per Game (351 ranked)	39	3	8.2
Three Pt FG Defense (351 ranked)	66	3	31.2
Three-Point Field Goals Per Game (351 ranked)	172	7	7.8
Three-Point Field-Goal Percentage (351 ranked)	209	10	33.7
Total 3-point FGM (351 ranked)	202	7	125
Total Assists (351 ranked)	43	2	280
Total Blocks (351 ranked)	17	4	88
Total Rebounds (351 ranked)	186	6	610
Total Rebounds Per Game (351 ranked)	80	7	38.13
Total Steals (351 ranked)	67	3	131
Turnover Margin (348 ranked)	69	3	2.4
Turnovers Forced (351 ranked)	43	4	16.13
Turnovers Per Game (351 ranked)	204	9	13.7
Won-Lost Percentage (351 ranked)	115	8	62.5

RAZORBACKS IN THE NCAA/SEC	PLAYER	NCAA	SEC	NO.
3-pt Field Goal Attempts (248 ranked)	Isaiah Joe	53	2	131
Assist Turnover Ratio (249 ranked)	Mason Jones	203	6	101
Assists Per Game (247 ranked)	Jalen Harris	5	1	3.96
Blocked Shots Per Game (232 ranked)	Mason Jones	227	10	1.58
Defensive Rebounds per Game (246 ranked)	Jalen Harris	15	2	6.4
Double Doubles (249 ranked)	Daniel Gafford	36	6	2.06
Field-Goal Percentage (250 ranked)	Reggie Chaney	88	13	1.63
Free Throw Attempts (243 ranked)	Daniel Gafford	58	2	6.31
Free Throws Made (250 ranked)	Daniel Gafford	25	2	7
Free-Throw Percentage (250 ranked)	Jalen Harris	249	13	2
Minutes Per Game (250 ranked)	Daniel Gafford	12	1	65.8
Offensive Rebounds Per Game (247 ranked)	Daniel Gafford	71	3	104
Points Per Game (249 ranked)	Mason Jones	219	8	78
Rebounds Per Game (250 ranked)	Daniel Gafford	183	8	60
Steals Per Game (249 ranked)	Mason Jones	132	13	82.1
Three-Point Field Goals Per Game (245 ranked)	--	--	--	--
Three-Point Field-Goal Percentage (144 ranked)	Daniel Gafford	42	1	3
Total 3-point FGM (230 ranked)	Daniel Gafford	148	4	17
Total Assists (246 ranked)	Daniel Gafford	35	2	9.3
Total Blocks (231 ranked)	Isaiah Joe	174	5	1.56
Total Field Goal Attempts (242 ranked)	Isaiah Joe	11	1	3.63
Total Field Goals Made (240 ranked)	Mason Jones	170	7	2.38
Total Minutes (250 ranked)	Isaiah Joe	27	2	44.3
Total Points (249 ranked)	Isaiah Joe	17	1	58
Total Rebounds (248 ranked)	Mason Jones	207	7	38
Total Steals (222 ranked)	Jalen Harris	21	2	103
Triple Doubles (1 ranked)	Daniel Gafford	43	6	33
	Reggie Chaney	86	12	26
	--	--	--	--
	Daniel Gafford	105	2	106
	--	--	--	--
	Daniel Gafford	197	4	272
	Daniel Gafford	48	2	149
	Isaiah Joe	189	5	25
	--	--	--	--

Versus 2018-19 Opponents

NON-CONFERENCE

SCHOOL	GMS PLAYED	SERIES RECORD	H	A	N	LAST MEETING
AUSTIN PEAY	4	ARKANSAS LEADS, 4-0	4-0	-	-	H - W, 76-65 (12/28/18)
UC DAVIS	2	ARKANSAS LEADS, 2-0	2-0	-	-	H - W, 81-58 (11/12/18)
COLORADO STATE	2	ARKANSAS LEADS, 2-0	1-0	1-0	-	A - W, 98-74 (12/05/18)
FIU	1	ARKANSAS LEADS, 1-0	1-0	-	-	H - W, 121-89 (12/01/18)
GEORGIA TECH	6	ARKANSAS TRAILS, 1-5	0-1	0-2	1-2	H - L, 65-69 (12/19/18)
INDIANA	3	ARKANSAS LEADS, 2-1	1-0	0-1	1-0	H - W, 73-72 (11/18/18)
MONTANA STATE	1	ARKANSAS LEADS, 1-0	1-0	-	-	H - W, 90-68 (11/21/18)
TEXAS	155	ARKANSAS LEADS, 87-68	46-21	27-43	14-4	N - L, 73-71 or (11/09/18)
UT ARLINGTON	8	ARKANSAS LEADS, 8-0	6-0	1-0	1-0	H - W, 78-60 (11/23/18)
UT SAN ANTONIO	6	ARKANSAS LEADS, 6-0	3-0	1-0	2-0	H - W, 79-67 (12/15/18)
TEXAS STATE	4	ARKANSAS LEADS, 4-0	4-0	-	-	H - W, 73-70 (12/22/18)
TEXAS TECH	78	SERIES TIED, 39-39	24-11	11-23	4-5	H - W, 75-68 or (01/30/16)
WESTERN KENTUCKY	7	ARKANSAS LEADS, 4-3	0-2	0-1	4-0	H - L, 77-78 (12/08/18)

SOUTHEASTERN CONFERENCE

SCHOOL	GMS PLAYED	SERIES RECORD	H	A	N	LAST MEETING
ALABAMA	61	ARKANSAS LEADS, 33-28	18-6	7-20	8-2	A - W, 76-73 (02/24/18)
• SEC ONLY	51	ARKANSAS LEADS, 27-24				
AUBURN	52	ARKANSAS LEADS, 34-18	21-5	12-13	1-1	H - W, 91-82 (02/27/18)
• SEC ONLY	51	ARKANSAS LEADS, 34-17				
FLORIDA	36	ARKANSAS TRAILS, 12-24	8-7	2-13	2-4	H - L, 57-51 (01/09/19)
• SEC ONLY	36	ARKANSAS TRAILS, 12-24				
GEORGIA	37	ARKANSAS LEADS, 22-15	10-3	6-9	6-3	A - W, 80-77 2OT (01/23/18)
• SEC ONLY	37	ARKANSAS LEADS, 22-15				
KENTUCKY	42	ARKANSAS TRAILS, 11-31	7-7	3-14	1-10	H - L, 72-87 (02/20/18)
• SEC ONLY	37	ARKANSAS TRAILS, 11-26				
LSU	66	ARKANSAS LEADS, 35-31	19-8	11-17	5-6	H - L, 88-94 (01/12/19)
• SEC ONLY	57	ARKANSAS LEADS, 31-26				
OLE MISS	79	ARKANSAS LEADS, 47-32	15-11	8-19	24-2	A - W, 75-64 (02/13/18)
• SEC ONLY	51	ARKANSAS TRAILS, 25-26				
MISSISSIPPI STATE	61	ARKANSAS LEADS, 33-28	21-6	7-21	5-1	A - L, 75-78 (01/02/18)
• SEC ONLY	52	ARKANSAS LEADS, 27-25				
MISSOURI	50	ARKANSAS LEADS, 26-23	15-9	10-14	1-0	A - L, 67-77 (03/03/18)
• SEC ONLY	12	ARKANSAS TRAILS, 7-5				
SOUTH CAROLINA	33	ARKANSAS LEADS, 20-13	11-4	6-7	3-2	N - W, 69-64 (03/08/18)
• SEC ONLY	33	ARKANSAS LEADS, 20-13				
TENNESSEE	41	ARKANSAS TRAILS, 20-21	10-4	4-12	6-5	A - L, 87-106 (01/15/19)
• SEC ONLY	37	ARKANSAS TRAILS, 17-20				
TEXAS A&M	158	ARKANSAS LEADS, 103-55	57-14	39-37	7-4	A - W, 73-71 (01/05/19)
• SEC ONLY	11	ARKANSAS LEADS, 7-4				
VANDERBILT	36	ARKANSAS LEADS, 24-12	14-3	6-8	4-1	H - W, 72-54 (02/10/18)
• SEC ONLY	33	ARKANSAS LEADS, 22-11				

Did You Know...

IN 16 YEARS AS A HEAD COACH, MIKE ANDERSON'S TEAMS HAVE:

- RANKED AMONG THE NCAA TOP 30 IN STEALS 13 TIMES, INCLUDING FIRST FOUR TIMES AND 8 TIMES IN THE TOP 10.
- RANKED AMONG THE NCAA TOP 30 IN TURNOVER MARGIN 9 TIMES, INCLUDING FIVE TIMES IN THE TOP 5.
- RANKED AMONG THE NCAA TOP 30 IN ASSISTS PER GAME 7 TIMES, INCLUDING FIRST ONCE.
- RANKED AMONG THE NCAA TOP 30 IN SCORING OFFENSE 7 TIMES.
- RANKED AMONG THE NCAA TOP 30 IN BLOCKED SHOTS PER GAME 6 TIMES OVER THE 8 SEASONS.
- RANKED AMONG THE NCAA TOP 30 IN ASSIST-TO-TURNOVER RATIO 6 TIMES OVER THE LAST 11 SEASONS.

NOTE: NOT ALL ABOVE STATS WERE KEPT BY NCAA EVERY YEAR



0 DESI SILLS

G, Fr., 6-2, 196 | Jonesboro, Ark. / Jonesboro HS

• Name is pronounced Dez-ee

2018-19 (Fr.) HIGHLIGHTS:

- First sub off the bench (solo or tied) in 10 of the first 16 games.
- Among those without a start, leads the team in minutes off the bench (16.1) ... Overall, only trails Reggie Chaney for most minutes off the bench (269 by Chaney, 257 by Sills).
- Played 18 minutes in each of the first three league games.
- Established then career-highs in scoring in four straight games: 7 vs FIU, 8 at Colorado State, 9 vs Western Kentucky and 9 again versus UTSA.
- As part of his nine points versus Western Kentucky, scored six straight over two minutes in the second half to tie the game at 62-62 (8:35 mark) and made a free throw to tie game at 70-70 with 4:32 left.
- Although he did not score in the win over Austin Peay, he was one of the top-graded players for the game ... Played a season-high 24 minutes, had five assists, two rebounds and tied a season-high with two steals ... Added three deflections.
- Had break-out game in the win at Texas A&M, scoring a career-high 14 points ... 13 of those points came in the first half, including eight straight at one spell, to lead the Razorbacks to a 33-32 halftime lead.
- Had five assists and no turnovers in 18 minutes versus LSU.



#0 DESI SILLS 2018-19 GAME STATS

Opponent	Date	GS	Min	FG	FGA	Pct	3FG	3A	Pct	FT	FTA	Pct	O	D	Tot	Avg	PF	FO	A	TO	Blk	Stl	Pts	Avg
vs Texas	11/09/18	16	1	2	.500	1	1	1.000	0	0	.000	0	1	1	1.0	2	0	0	0	0	0	3	3.0	
UC DAVIS	11/12/18	15	1	2	.500	0	0	.000	0	0	.000	0	1	1	1.0	4	0	0	2	0	0	2	2.5	
INDIANA	11/18/18	11	0	2	.000	0	1	.000	2	2	1.000	0	1	1	1.0	1	0	2	1	0	1	2	2.3	
MONTANA STATE	11/21/18	16	2	5	.400	1	4	.250	0	1	.000	0	1	1	1.0	3	0	5	1	0	2	5	3.0	
UT ARLINGTON	11/23/18	15	1	3	.333	0	2	.000	1	3	.333	1	0	1	1.0	1	0	2	4	0	1	3	3.0	
FIU	12/01/18	19	3	4	.750	0	1	.000	1	2	.500	1	2	3	1.3	3	0	6	3	0	1	7	3.7	
at Colorado State	12/05/18	16	2	3	.667	2	3	.667	2	2	1.000	0	1	1	1.3	3	0	2	0	0	0	8	4.3	
WESTERN KENTUCKY	12/08/18	16	4	6	.667	0	2	.000	1	2	.500	0	2	2	1.4	1	0	0	0	0	1	9	4.9	
vs UTSA	12/15/18	18	2	4	.500	1	2	.500	4	4	1.000	0	1	1	1.3	1	0	0	1	0	1	9	5.3	
GEORGIA TECH	12/19/18	11	2	3	.667	2	2	1.000	0	0	.000	1	1	2	1.4	1	0	0	3	0	0	6	5.4	
TEXAS STATE	12/22/18	16	0	0	.000	0	0	.000	0	0	.000	0	0	0	1.3	2	0	2	1	0	0	0	4.9	
AUSTIN PEAY	12/28/18	24	0	3	.000	0	1	.000	0	1	.000	1	2	3	1.4	3	0	5	2	0	2	0	4.5	
at Texas A&M	01/05/19	18	5	9	.556	3	6	.500	1	2	.500	1	0	1	1.4	3	0	1	3	0	0	14	5.2	
FLORIDA	01/09/19	18	0	3	.000	0	2	.000	0	0	.000	0	0	0	1.3	3	0	0	2	0	0	0	4.9	
LSU	01/12/19	18	0	4	.000	0	2	.000	0	1	.000	0	1	1	1.3	1	0	5	0	0	0	0	4.5	
at Tennessee	01/15/19	10	1	1	1.000	0	0	.000	0	0	.000	0	0	0	1.2	1	0	1	0	0	0	2	4.4	
Totals		0	257	24	54	.444	10	29	.345	12	20	.600	5	14	19	1.2	33	0	31	23	0	9	70	4.4

Assists/game: 1.9
Turnovers/game: 1.4
Assist/turnover ratio: 1.3
Steals/game: 0.6

• PERSONAL BESTS •

POINTS

Season: 14 at Texas A&M (01/05/19) SEC: 14 at Texas A&M (01/05/19)
Career: -- SEC: --

FIELD GOALS MADE

Season: 5 at Texas A&M (01/05/19) SEC: 5 at Texas A&M (01/05/19)
Career: -- SEC: --

FIELD GOALS ATTEMPTED

Season: 9 at Texas A&M (01/05/19) SEC: 9 at Texas A&M (01/05/19)
Career: -- SEC: --

3-POINT FIELD GOALS MADE

Season: 3 at Texas A&M (01/05/19) SEC: 3 at Texas A&M (01/05/19)
Career: -- SEC: --

3-POINT FG ATTEMPTS

Season: 6 at Texas A&M (01/05/19) SEC: 6 at Texas A&M (01/05/19)
Career: -- SEC: --

FREE THROWS MADE

Season: 4 vs. UTSA (21/15/18) SEC: 1 at Texas A&M (01/05/19)
Career: -- SEC: --

FREE THROWS ATTEMPTED

Season: 4 vs. UTSA (21/15/18) SEC: 2 at Texas A&M (01/05/19)
Career: -- SEC: --

REBOUNDS

Season: 3 (2x), last vs. APSU (12/28/18) SEC: 1 (2x), last at LSU (01/12/19)
Career: -- SEC: --

ASSISTS

Season: 6 vs. FIU (12/01/18) SEC: 5 vs. LSU (01/12/19)
Career: -- SEC: --

STEALS

Season: 2 (2x), last vs. APSU (12/28/18) SEC: --
Career: -- SEC: --

BLOCKED SHOTS

Season: -- SEC: --
Career: -- SEC: --

MINUTES

Season: 24 vs. Austin Peay (12/28/18) SEC: 18 (3x), last vs. LSU (01/12/19)
Career: -- SEC: --

DESI SILLS CAREER STATISTICS

Year	GP	GS	Min	Avg	FG	FGA	Pct	3FG	3FGA	Pct	FT	FTA	Pct	Off	Def	Tot	Avg	PF	FO	Ast	TO	Blk	Stl	Pts	Avg
2018-19	16	0	257	16.1	24	54	.444	10	29	.345	12	20	.600	5	14	19	1.2	33	0	31	23	0	9	70	4.4



1 ISAIAH JOE

G, Fr., 6-5, 167 | Fort Smith, Ark. / Fort Smith Northside HS

- NAMED SEC PLAYER OF THE WEEK** (Dec. 3) ... 34 points and made 10-of-13 3-pointers vs. FIU.
- **Leads the SEC in 3PT FG made (3.63) & total 3PT FG made (58); 2nd in 3PT % (.443).**
 - Scored double digits in each of the first 13 games (streak ended vs. Florida) and 14 of 16.
 - Has led the team in scoring in four times (34 vs FIU; 19 vs WKU, 21 vs UTSA & 23 at Tennessee).
 - Leads the team by taking 12 charges.
 - **Leads all NCAA frosh in 3-pt FG % (.443) – Leads all SEC frosh in scoring (14.7).**

IN THE NCAA / SEC

• 11th in NCAA	1st in SEC	3-pt FG made (3.63/gm)	2nd among NCAA Frosh (Antoine Davis - Detroit Mercy, 5.0)
• 17th in NCAA	1st in SEC	3-pt made (58 made)	2nd among NCAA Frosh (Antoine Davis - Detroit Mercy, 90)
• 27th in NCAA	2nd in SEC	3-pt FG% (.443)	1st among NCAA Frosh
• 53rd in NCAA	2nd in SEC	3-pt FG attempts (131)	
• 174th in NCAA	5th in SEC	Steals (1.56 ppg)	
--	10th in SEC	Scoring (14.7)	1st among SEC Frosh

2018-19 (Fr.) HIGHLIGHTS:

- Making 3.63 3-pointers per game to rank 11th in the NCAA ... At that pace, he would finish with 116 3's made and break the Arkansas single-season mark of 102, set by Scotty Thurman in 1994-95.
- Scored 17 in his collegiate debut versus Texas, making 5-of-8 from 3-point range.
- Struggled early versus UC Davis, but finished with 14 points with five rebounds and three steals.
- Versus Montana State, was just 2-of-10 from 3-point range, he posted season-bests in assists (5) and steals (5).
- **Named SEC Player of the Week (12/3)** ... Scored 34 points - 17 in each half - and made 10-of-13 shots from 3-point range to lead the Razorbacks to a 121-89 victory over FIU ... The 34 points are second (tied) on the Arkansas all-time list for most points by a freshman ... Is just the fourth Razorback (fifth time in school history) and just the 10th player in SEC history (11th time in league history) to make at least 10 in a game. ... After FIU trimmed its deficit to four (24-20) at 8:29 in the first half, Joe drained a 3-pointer and scored 14 points over the next 4:37 to put Arkansas up 20 ... Made six straight attempts and finished the game making 9-of-his-last-10 from long distance.
- Scored game-high 21 points versus UTSA, making 5-of-6 from 3-point range and was 6-of-6 at the line inside the final minute ... Only got one rebound, but it proved key ... On a missed Arkansas free throw, Joe got the rebound and was intentionally fouled ... Made those two free throws and two more on the ensuing possession to put the Razorbacks up 10 with 27 seconds left.
- Double-digit streak nearly ended vs. Texas State, but he was 7-of-8 from the free throw line with a 3-pointer to score 10 ... Was 6-of-7 at the line inside the final minute.
- Got off to a hot start versus Austin Peay, making 4-of-5 from 3-point range and scoring 12 of his 15 points.
- Broke out of a 2-for-10 dry spell from 3-point range over two games to lead the Hogs with 23 points at #3 Tennessee, making 7-of-13 from 3-point range ... Added four rebounds and two steals.

#1 ISAIAH JOE 2018-19 GAME STATS

Opponent	Date	GS	Min	FG	FGA	Pct	3FG	3A	Pct	FT	FTA	Pct	O	D	Tot	Avg	PF	FO	A	TO	Blk	Stl	Pts	Avg	
vs Texas	11/09/18	*	34	6	10	.600	5	8	.625	0	0	.000	0	2	2	2.0	4	0	0	1	0	0	17	17.0	
UC DAVIS	11/12/18	*	27	4	7	.571	2	5	.400	4	6	.667	1	4	5	3.5	1	0	2	3	0	3	14	15.5	
INDIANA	11/18/18	*	33	5	15	.333	3	11	.273	0	0	.000	0	2	2	3.0	0	0	3	1	0	1	13	14.7	
MONTANA STATE	11/21/18	*	27	4	13	.308	2	10	.200	0	0	.000	1	2	3	3.0	1	0	5	2	0	5	10	13.5	
UT ARLINGTON	11/23/18	*	26	3	9	.333	2	5	.400	2	2	1.000	1	2	3	3.0	3	0	3	1	0	1	10	12.8	
FIU	12/01/18	*	28	11	14	.786	10	13	.769	2	2	1.000	0	1	1	2.7	2	0	3	1	0	0	34	16.3	
at Colorado State	12/05/18	*	23	5	12	.417	4	9	.444	0	0	.000	1	1	2	2.6	3	0	1	1	0	0	14	16.0	
WESTERN KENTUCKY	12/08/18	*	31	6	13	.462	5	10	.500	2	5	.400	0	3	3	2.6	0	0	1	0	0	1	19	16.4	
vs UTSA	12/15/18	*	30	5	9	.556	5	6	.833	6	6	1.000	1	0	1	2.4	2	0	0	3	0	1	21	16.9	
GEORGIA TECH	12/19/18	*	31	5	17	.294	3	12	.250	0	0	.000	1	2	3	2.5	0	0	3	2	0	0	13	16.5	
TEXAS STATE	12/22/18	*	30	1	6	.167	1	5	.200	7	8	.875	1	2	3	2.5	2	0	0	0	0	3	10	15.9	
AUSTIN PEAY	12/28/18	*	21	4	9	.444	4	7	.571	3	5	.600	0	0	0	2.3	4	0	1	1	0	5	15	15.8	
at Texas A&M	01/05/19	*	27	3	8	.375	3	7	.429	2	4	.500	0	2	2	2.3	2	0	1	1	0	1	11	15.5	
FLORIDA	01/09/19	*	35	2	10	.200	2	9	.222	0	1	.000	0	3	3	2.4	2	0	3	3	1	1	6	14.8	
LSU	01/12/19	*	34	2	5	.400	0	1	.000	1	2	.500	2	3	5	2.5	4	0	2	2	0	1	5	14.1	
at Tennessee	01/15/19	*	30	7	15	.467	7	13	.538	2	2	1.000	2	2	4	2.6	1	0	0	0	0	2	23	14.7	
Totals			16	467	73	172	.424	58	131	.443	31	43	.721	11	31	42	2.6	31	0	28	22	1	25	235	14.7

Assists/game: 1.8
Turnovers/game: 1.4
Assist/turnover ratio: 1.3
Steals/game: 1.6
Blocks/game: 0.1



• PERSONAL BESTS •

POINTS

Season: 34 vs. FIU (12/01/18) SEC: 23 at Tennessee (01/15/19)
Career: -- SEC: --

FIELD GOALS MADE

Season: 11 vs. FIU (12/01/18) SEC: 7 at Tennessee (01/15/19)
Career: -- SEC: --

FIELD GOALS ATTEMPTED

Season: 17 vs. Ga Tech (12/19/18) SEC: 15 at Tennessee (01/15/19)
Career: -- SEC: --

3-POINT FIELD GOALS MADE

Season: 10 vs. FIU (12/01/18) SEC: 7 at Tennessee (01/15/19)
Career: -- SEC: --

3-POINT FG ATTEMPTS

Season: 13 vs. FIU (12/01/18) SEC: 13 at Tennessee (01/15/19)
Career: -- SEC: --

FREE THROWS MADE

Season: 7 vs. Texas State (12/22/18) SEC: 2 (2x), last at Tenn. (01/15/19)
Career: -- SEC: --

FREE THROWS ATTEMPTED

Season: 8 vs. Texas State (12/22/18) SEC: 4 at Texas A&M (01/05/19)
Career: -- SEC: --

REBOUNDS

Season: 5 (2x), last vs LSU (01/12/19) SEC: 5 vs. LSU (01/12/19)
Career: -- SEC: --

ASSISTS

Season: 5 vs. Montana State (11/21/18) SEC: 3 vs. Florida (01/09/19)
Career: -- SEC: --

STEALS

Season: 5 (2x), last vs. APSU (2/28/18) SEC: 2 at Tennessee (01/15/19)
Career: -- SEC: --

BLOCKED SHOTS

Season: 1 vs. Florida (01/09/19) SEC: 1 vs. Florida (01/09/19)
Career: -- SEC: --

MINUTES

Season: 35 vs. Florida (01/09/19) SEC: 35 vs. Florida (01/09/19)
Career: -- SEC: --

ISAIAH JOE CAREER STATISTICS

Year	GP	GS	Min	Avg	FG	FGA	Pct	3FG	3FGA	Pct	FT	FTA	Pct	Off	Def	Tot	Avg	PF	FO	Ast	TO	Blk	Stl	Pts	Avg
2018-19	16	16	467	29.2	73	172	.424	58	131	.443	31	43	.721	11	31	42	2.6	31	0	28	22	1	25	235	14.7



2 ADRIO BAILEY

F, Jr., 6-6, 222 | Campti, La. / Lakeview HS

- Name is pronounced A-Dree-O (with a long A)
- Voted team tri-captain for the 2018-19 season
- Represents Arkansas on the SEC Men's Basketball Leadership Council

2018-19 (Jr.) HIGHLIGHTS:

- Second on the team with 60 deflections, including eight at Colorado State, seven versus FIU, six versus Western Kentucky and five each versus UC Davis and UT Arlington.
- Set a career-highs in points (20), free throws made (9) and free throws attempted (11) in the win over UC Davis ... Helped put the game out of reach, scoring eight (with six free throws) inside the final five minutes during a 22-1 run ... Also attempted and later made his first career 3-pointer.
- Was perfect from the field (5-for-5) versus Montana State in scoring 10 points.
- Had season-high and tied career high with three steals versus UTA, adding 14 pts (making 6-of-8 FT) and 5 rebs.
- Posted a career-high eight rebounds at Colorado State, adding three assists and two blocked shots.
- Only made two baskets in eight minutes versus Austin Peay, but both were dunks to start second half and set the stage for a high-energy period.
- Versus LSU, scored eight points and had three assists, tying a career high ... Had a big two-minute spurt in the second half when LSU threatened to take complete control of the game, Bailey scored six points and had two rebounds to keep the Tigers within striking distance with 11 minutes to left in regulation.
- Took a career-high nine shots at #3 Tennessee, making three and scoring seven points.



#2 ADRIO BAILEY 2018-19 GAME STATS

Opponent	Date	GS	Min	FG FGA	Pct	3FG 3A	Pct	FT FTA	Pct	O	D	Tot	Avg	PF	FO	A	TO	Blk	Stl	Pts	Avg				
vs Texas	11/09/18	*	35	4	5	.800	0	1	.000	0	2	.000	0	5	5	5.0	3	0	1	1	1	1	8	8.0	
UC DAVIS	11/12/18	*	26	5	8	.625	1	2	.500	9	11	.818	0	4	4	4.5	2	0	2	0	0	2	20	14.0	
INDIANA	11/18/18	*	25	2	7	.286	0	1	.000	0	0	.000	0	1	1	3.3	3	0	1	0	0	1	4	10.7	
MONTANA STATE	11/21/18	*	19	5	5	1.000	0	0	.000	0	0	.000	2	1	3	3.3	4	0	2	0	1	0	10	10.5	
UT ARLINGTON	11/23/18	*	24	4	6	.667	0	0	.000	6	8	.750	2	3	5	3.6	2	0	1	1	2	3	14	11.2	
FIU	12/01/18	*	16	4	6	.667	0	0	.000	2	4	.500	0	5	5	3.8	5	1	1	0	4	1	10	11.0	
at Colorado State	12/05/18	*	28	5	7	.714	0	0	.000	0	2	.000	2	6	8	4.4	1	0	3	2	2	1	10	10.9	
WESTERN KENTUCKY	12/08/18	*	26	0	4	.000	0	0	.000	0	2	.000	1	4	5	4.5	4	0	0	1	1	0	0	9.5	
vs UTSA	12/15/18	*	13	1	5	.200	0	0	.000	0	0	.000	0	3	3	4.3	4	0	0	2	2	0	2	8.7	
GEORGIA TECH	12/19/18	*	11	0	4	.000	0	0	.000	0	0	.000	2	0	2	4.1	1	0	0	1	0	1	0	7.8	
TEXAS STATE	12/22/18		11	0	3	.000	0	1	.000	0	0	.000	1	2	3	4.0	3	0	0	2	0	0	0	7.1	
AUSTIN PEAY	12/28/18	*	8	2	3	.667	0	0	.000	1	2	.500	0	1	1	3.8	3	0	0	1	0	0	5	6.9	
at Texas A&M	01/05/19	*	25	2	7	.286	0	0	.000	1	3	.333	2	3	5	3.8	1	0	0	0	0	0	5	6.8	
FLORIDA	01/09/19	*	21	2	8	.250	0	0	.000	0	0	.000	1	4	5	3.9	3	0	0	0	1	2	4	6.6	
LSU	01/12/19	*	15	3	7	.429	0	0	.000	2	2	1.000	1	2	3	3.9	0	0	3	0	1	0	8	6.7	
at Tennessee	01/15/19	*	25	3	9	.333	0	0	.000	1	2	.500	1	1	2	3.8	5	1	0	5	0	0	7	6.7	
Totals			15	328	42	94	.447	1	5	.200	22	38	.579	15	45	60	3.8	44	2	14	16	15	12	107	6.7

Assists/game: 0.9
Turnovers/game: 1.0
Assist/turnover ratio: 0.9
Steals/game: 0.8
Blocks/game: 0.9

• PERSONAL BESTS •

POINTS

Season: 20 vs. UC Davis (11/12/18) SEC: 8 vs. LSU (01/12/19)
Career: 20 vs. UC Davis (11/12/18) SEC: 10 at Mississippi State (01/02/18)

FIELD GOALS MADE

Season: 5 (2x), last vs. MSU (11/21/18) SEC: 3 vs. LSU (01/12/19)
Career: 7 (2x), last vs. Samford (11/10/17) SEC: 5 at Mississippi State (01/02/18)

FIELD GOALS ATTEMPTED

Season: 9 at Tennessee (01/15/19) SEC: 9 at Tennessee (01/15/19)
Season: 9 at Tennessee (01/15/19) SEC: 9 at Tennessee (01/15/19)

3-POINT FIELD GOALS MADE

Season: 1 vs. UC Davis (11/12/18) SEC: --
Career: 1 vs. UC Davis (11/12/18) SEC: --

3-POINT FG ATTEMPTS

Season: 2 vs. UC Davis (11/12/18) SEC: --
Career: 2 vs. UC Davis (11/12/18) SEC: --

FREE THROWS MADE

Season: 9 vs. UC Davis (11/12/18) SEC: 2 vs. LSU (01/12/19)
Career: 9 vs. UC Davis (11/12/18) SEC: 2 (2x) vs. LSU (01/12/19)

FREE THROWS ATTEMPTED

Season: 11 vs. UC Davis (11/12/18) SEC: 3 at Texas A&M (01/05/19)
Career: 11 vs. UC Davis (11/12/18) SEC: 6 vs. South Carolina (03/08/18)

REBOUNDS

Season: 8 at Colorado State (21/05/18) SEC: 5 (2x), last vs. Florida (01/09/19)
Career: 8 at Colorado State (21/05/18) SEC: 6 at Mississippi State (01/02/18)

ASSISTS

Season: 3 (2x), last vs. LSU (01/12/19) SEC: 3 vs. LSU (01/12/19)
Career: 3 (3x), last at LSU (01/12/19) SEC: 3 (3x), last vs. LSU (01/12/19)

STEALS

Season: 3 vs. UTA (11/23/18) SEC: 2 vs. Florida (01/09/19)
Career: 3 (2x), last vs. UTA (11/23/18) SEC: 2 (2x), last vs. Florida (01/09/19)

BLOCKED SHOTS

Season: 4 vs. FIU (12/01/18) SEC: 1 vs. Florida (01/09/19)
Career: 5 vs. North Carolina (11/24/17) SEC: 2 vs. Vanderbilt (02/27/17)

MINUTES

Season: 35 vs. Texas (11/09/18) SEC: 25 (2x), last at Tenn. (01/15/19)
Career: 35 vs. Texas (11/09/18) SEC: 25 (2x), last at Tenn. (01/15/19)

ADRIO BAILEY CAREER STATISTICS

Year	GP	GS	Min	Avg	FG	FGA	Pct	3FG	3FGA	Pct	FT	FTA	Pct	Off	Def	Tot	Avg	PF	FO	Ass	TO	Blk	Stl	Pts	Avg
2016-17	27	2	200	7.4	22	39	.564	0	0	.000	6	19	.316	13	22	35	1.3	29	0	7	11	7	14	50	1.9
2017-18	31	16	439	14.2	53	98	.541	0	0	.000	20	33	.606	29	50	79	2.5	59	1	17	18	23	15	126	4.1
2018-19	16	15	328	20.5	42	94	.447	1	5	.200	22	38	.579	15	45	60	3.8	44	2	14	16	15	12	107	6.7
TOTAL	74	33	967	13.1	117	231	.506	1	5	.200	48	90	.533	57	117	174	2.4	132	3	38	45	45	41	283	3.8



5 JALEN HARRIS

G, RSo., 6-2, 166 | Wilson, N.C. / Word of God Christian Acad. / New Mexico

• Voted team tri-captain for the 2018-19 season.

IN THE NCAA/SEC

- **5th in NCAA • 1st in SEC in assist-to-turnover ratio (3.96) – 103 assists vs 26 turnovers**
- 15th in NCAA • 2nd in the SEC in the SEC in assists per game (6.4)
- 21st in NCAA • 2nd in the SEC in total assists (103).

2018-19 (RSo.) HIGHLIGHTS:

- Is handing out 6.4 assists per game to rank 15th in the NCAA ... At that pace, he would finish 205 this season ... The Arkansas single-season record for assists is 219, set by Kareem Reid in 1995-96.
- Dished out four assists in each of the first three games (12 total) of the season ... Since then (six games), has 56 assists with just five turnovers with four double-digit assist games.
- Run started by getting a then career-high 11 assists versus Montana State (with just one turnover) ... Added 11 points against the Bobcats for his first career double-double.
- Had 10 assists, with just one turnover, versus FIU.
- Dished out a career-high 12 assists at Colorado State (with just two turnovers) ... Also had career-high four steals.
- Scored in double figures three times, including a season-high 14 versus UTA (making career-highs 8-of-11 FT).
- Versus Western Kentucky, had seven assists and no turnovers in 37 minutes ... Added 13 points, four rebounds and two steals.
- Tallied second career double-double, getting 11 points and dishing out 10 assists – with zero turnovers – versus UTSA ... Made 7-of-8 from the free throw line.
- Had seven assists and just one turnover vs. Austin Peay ... Made just his second 3-pointer of the season, but it was huge to give Arkansas a 9-point lead with 1:48 left.
- Tied career high with 15 points at Texas A&M – his best in an Arkansas uniform ... Also his first time to lead the team in scoring ... Added nine assists with zero turnovers in 36 minutes of playing time.

#5 JALEN HARRIS 2018-19 GAME STATS

Opponent	Date	GS	Min	FG FGA	Pct	3FG 3A	Pct	FT FTA	Pct	O	D	Tot	Avg	PF	FO	A	TO	Blk	Stl	Pts	Avg
vs Texas	11/09/18	*	39	3 12	.250	0 5	.000	5 6	.833	3 2	5 5.0	2 0	4 2	0 3	11	11.0					
UC DAVIS	11/12/18	*	28	1 6	.167	0 1	.000	0 0	.000	0 2	2 3.5	2 0	4 0	0 1	2	6.5					
INDIANA	11/18/18	*	25	1 5	.200	1 3	.333	2 2	1.000	0 2	2 3.0	3 0	4 2	0 1	5	6.0					
MONTANA STATE	11/21/18	*	25	4 7	.571	1 3	.333	2 2	1.000	0 2	2 2.8	2 0	11 1	0 0	11	7.3					
UT ARLINGTON	11/23/18	*	31	3 6	.500	0 1	.000	8 11	.727	0 3	3 2.8	1 0	6 1	0 0	14	8.6					
FIU	12/01/18	*	26	2 6	.333	0 1	.000	5 6	.833	0 3	3 2.8	2 0	10 1	0 0	9	8.7					
at Colorado State	12/05/18	*	32	4 8	.500	0 2	.000	0 0	.000	1 4	5 3.1	2 0	12 2	0 4	8	8.6					
WESTERN KENTUCKY	12/08/18	*	37	6 15	.400	0 2	.000	1 2	.500	1 3	4 3.3	1 0	7 0	0 2	13	9.1					
vs UTSA	12/15/18	*	34	2 9	.222	0 3	.000	7 8	.875	0 2	2 3.1	2 0	10 0	0 0	11	9.3					
GEORGIA TECH	12/19/18	*	31	3 7	.429	0 3	.000	1 1	1.000	0 3	3 3.1	4 0	4 2	0 1	7	9.1					
TEXAS STATE	12/22/18	*	26	5 9	.556	0 1	.000	0 0	.000	0 0	0 2.8	3 0	1 2	1 1	10	9.2					
AUSTIN PEAY	12/28/18	*	26	1 5	.200	1 2	.500	4 6	.667	1 2	3 2.8	2 0	7 1	0 2	7	9.0					
at Texas A&M	01/05/19	*	36	4 9	.444	1 3	.333	6 11	.545	0 3	3 2.8	2 0	9 0	0 0	15	9.5					
FLORIDA	01/09/19	*	35	1 5	.200	0 3	.000	0 2	.000	0 1	1 2.7	2 0	3 3	0 0	2	8.9					
LSU	01/12/19	*	32	2 7	.286	1 4	.250	2 4	.500	0 1	1 2.6	1 0	6 5	0 0	7	8.8					
at Tennessee	01/15/19	*	28	3 7	.429	0 1	.000	0 2	.000	1 2	3 2.6	1 0	5 4	0 1	6	8.6					
Totals			16 491	45 123	.366	5 38	.132	43 63	.683	7 35	42 2.6	32 0	103 26	1 16	138	8.6					

Assists/game: 6.4
Turnovers/game: 1.6
Assist/turnover ratio: 4.0
Steals/game: 1.0
Blocks/game: 0.1



• PERSONAL BESTS •

POINTS

Season: 15 at Texas A&M (01/05/19) SEC: 15 at Texas A&M (01/05/19)
Career: 15 (2x), last at TX A&M (01/05/19) SEC: --

FIELD GOALS MADE

Season: 6 vs Western Ky. (12/08/18) SEC: 4 at Texas A&M (01/05/19)
Career: 6 vs Western Ky. (12/08/18) SEC: --

FIELD GOALS ATTEMPTED

Season: 15 vs Western Ky. (12/08/18) SEC: 9 at Texas A&M (01/05/19)
Career: 15 vs Western Ky. (12/08/18) SEC: --

3-POINT FIELD GOALS MADE

Season: 1 (5x) last vs. LSU (01/05/19) SEC: 1 (2x), last vs. LSU (01/12/19)
Career: 1 (12x), last vs. LSU (01/05/19) SEC: --

3-POINT FG ATTEMPTS

Season: 5 vs. Texas (11/09/18) SEC: 3 at Texas A&M (01/05/19)
Career: 5 vs. Texas (11/09/18) SEC: --

FREE THROWS MADE

Season: 8 vs. UTA (11/23/18) SEC: 6 at Texas A&M (01/05/19)
Career: 8 vs. UTA (01/23/18) SEC: --

FREE THROWS ATTEMPTED

Season: 11 (2x) last at TX A&M (01/05/19) SEC: 11 at Texas A&M (01/05/19)
Career: 11 (2x), last at TX A&M (01/05/19) SEC: --

REBOUNDS

Season: 9 vs. FIU (12/01/18) SEC: 3 (2x), last at Tenn. (01/15/19)
Career: 9 (2x), last vs. FIU (12/01/18) SEC: --

ASSISTS

Season: 12 at Colorado State (12/05/18) SEC: 9 at Texas A&M (01/05/19)
Career: 12 at Colorado State (12/05/18) SEC: --

STEALS

Season: 4 at Colorado State (12/05/18) SEC: 1 at Tennessee (01/15/19)
Career: 4 at Colorado State (12/05/18) SEC: --

BLOCKED SHOTS

Season: 1 vs. Texas State (12/22/18) SEC: --
Career: 1 (4x), last vs. TX ST (12/22/18) SEC: --

MINUTES

Season: 39 vs. Texas (11/09/18) SEC: 36 at Texas A&M (01/05/19)
Career: 39 vs. Texas (11/09/18) SEC: --

JALEN HARRIS CAREER STATISTICS

Year	GP	GS	Min	Avg	FG	FGA	Pct	3FG	3FGA	Pct	FT	FTA	Pct	Off	Def	Tot	Avg	PF	FO	Ast	TO	Blk	Stl	Pts	Avg	
2016-17 *	31	18	639	20.6	47	107	.439	7	27	.259	38	51	.745	2	54	56	1.8	64	0	72	40	3	25	139	4.5	
2017-18 - Redshirted																										
2018-19	16	16	491	30.7	45	123	.366	5	38	.132	43	63	.683	7	35	42	2.6	32	0	103	26	1	16	138	8.6	
TOTAL *	47	34	1130	24.0	92	230	.400	12	65	.185	81	114	.711	9	89	98	2.1	96	0	175	66	4	41	277	5.9	

* - 2016-17 stats from/including New Mexico



10 DANIEL GAFFORD

F, So., 6-11, 233 | El Dorado, Ark. / El Dorado HS

- SPORTING NEWS MIDSEASON ALL-AMERICAN
- CITIZEN NAISMITH TROPHY WATCH LIST
- LUTE OLSON AWARD WATCH LIST
- KAREEM ABDUL-JABBAR AWARD WATCH LIST
- PRESEASON 1ST TEAM ALL-SEC MEDIA
- PRESEASON 1ST TEAM ALL-SEC COACHES
- CONSENSUS NBA LOTTERY PICK IN 2019 MOCK DRAFTS
- Voted team tri-captain for the 2018-19 season
- Team-best 87 deflections, including 10 at Colorado State, 9 vs. Austin Peay and seven twice.

IN THE NCAA/SEC

• 12th NCAA • 1st SEC	Field goal percentage (.658)	• 35th NCAA • 4th SEC	Rebounding (9.3)
• 25th NCAA • 2nd SEC	Double-Doubles (7)	• 36th NCAA • 4th SEC	Blocked shots per game (2.06)
• 42nd NCAA • 1st SEC	Offensive Rebounds per game (3.00)	• 122nd NCAA • 4th SEC	Scoring (17.5)
• 58th NCAA • 2nd SEC	Defensive Rebounds per game (6.31)	• 122nd NCAA • 4th SEC	Scoring (17.5)

2018-19 (So.) HIGHLIGHTS:

- Had a double-double in the opener versus Texas with 20 points and 12 rebounds, which tied a career high at the time.
- Named **SEC Player of the Week** thanks to his then-high 27 points and then career-high 12 rebounds vs. Indiana ... Scored 19, second-half points while grabbing seven rebounds and getting two steals ... Was 9-for-10 shooting in the period while the rest of the team was just 5-of-23 from the field and scored 16 points ... Three times in within the final 11 minutes, Indiana took a one-point lead and, each time, Gafford answered to put the Razorbacks back on top.
- Was 8-for-8 from the field versus Montana State (scoring 16 points) with a team-high seven rebounds ... Tied the school record for best FG% in a game (with 8 attempts being minimum).
- Made career-high nine free throws (tying career-high with 10 att.) en route to 21 points vs. UTA.
- Registered third double-double – 21 points and 12 rebounds – versus FIU, adding four blocked shots.
- Battled foul trouble in first half at Colorado State and did not attempt a field goal ... Finished with 12 pts and 9 rebs.
- Fourth double-double of the season came versus UTSA, scoring 13 points with a **career-high 14 rebounds** ... Had 11 points and eight boards in the second half ... Did not commit a foul and added two blocked shots and a steal.
- Fifth double-double consisted of 19 points and 10 rebounds versus Texas State ... Added two blocked shots ... **Tied career high with 9 free throws made and set career high with 14 free throw attempts ... Also played a career-high 35 minutes.**
- For second straight game, had a double-double vs. Austin Peay (16 pts and 10 rebs) while once again playing career-high 35 minutes ... Also tied career high with three steals and added seven blocked shots ... Overall, had nine deflections.
- Battled foul trouble at Texas A&M but still recorded his third straight double-double, getting 11 points and 11 rebounds.
- Scored a **career-high 32 points vs. LSU** on 14-of-19 shooting, including a dunk with 30 seconds left to force overtime.

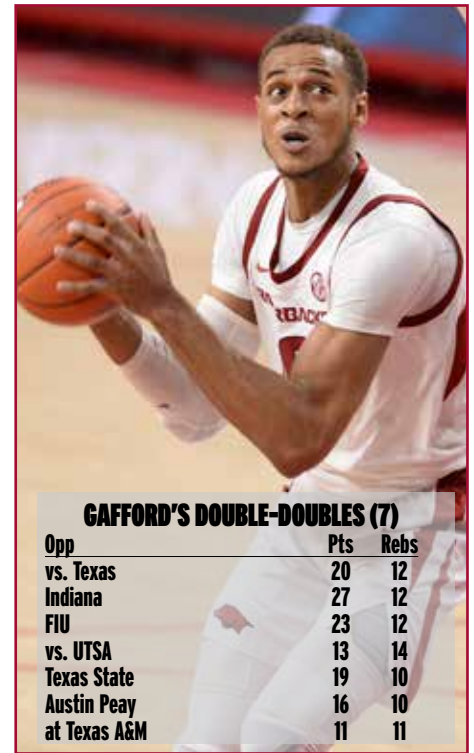
#10 DANIEL GAFFORD 2018-19 GAME STATS

Opponent	Date	GS	Min	FG FGA	Pct	3FG 3A	Pct	FT FTA	Pct	O	D	Tot	Avg	PF	FO	A	TO	Blk	Stl	Pts	Avg				
vs Texas	11/09/18	*	33	8 15	.533	0 0	.000	4 9	.444	2 10	12	12.0		3 0	0	6	2	1	20	20.0					
UC DAVIS	11/12/18	*	28	3 3	1.000	0 0	.000	6 9	.667	0 4	4	8.0		2 0	2	6	4	0	12	16.0					
INDIANA	11/18/18	*	31	12 15	.800	0 0	.000	3 8	.375	5 7	12	9.3		2 0	0	3	3	2	27	19.7					
MONTANA STATE	11/21/18	*	23	8 8	1.000	0 0	.000	0 2	.000	2 5	7	8.8		2 0	0	2	1	1	16	18.8					
UT ARLINGTON	11/23/18	*	23	6 10	.600	0 0	.000	9 10	.900	2 3	5	8.0		4 0	0	1	0	2	21	19.2					
FIU	12/01/18	*	23	9 12	.750	0 0	.000	5 8	.625	4 8	12	8.7		4 0	0	3	4	1	23	19.8					
at Colorado State	12/05/18	*	22	5 12	.417	0 0	.000	2 4	.500	3 6	9	8.7		2 0	3	1	3	1	12	18.7					
WESTERN KENTUCKY	12/08/18	*	32	7 12	.583	0 0	.000	3 3	1.000	4 5	9	8.8		1 0	1	2	2	1	17	18.5					
vs UTSA	12/15/18	*	29	4 6	.667	0 0	.000	5 8	.625	2 12	14	9.3		0 0	0	4	2	1	13	17.9					
GEORGIA TECH	12/19/18	*	32	6 9	.667	0 0	.000	2 4	.500	3 5	8	9.2		5 1	3	3	3	1	14	17.5					
TEXAS STATE	12/22/18	*	35	5 9	.556	0 0	.000	9 14	.643	2 8	10	9.3		1 0	1	1	2	0	19	17.6					
AUSTIN PEAY	12/28/18	*	35	7 10	.700	0 0	.000	2 4	.500	4 6	10	9.3		3 0	0	2	4	3	16	17.5					
at Texas A&M	01/05/19	*	25	5 11	.455	0 0	.000	1 2	.500	6 5	11	9.5		4 0	1	1	1	0	11	17.0					
FLORIDA	01/09/19	*	27	3 4	.750	0 0	.000	3 6	.500	2 10	12	9.6		4 0	1	0	0	1	9	16.4					
LSU	01/12/19	*	37	14 19	.737	0 0	.000	4 9	.444	4 3	7	9.5		4 0	0	4	2	0	32	17.5					
at Tennessee	01/15/19	*	20	4 6	.667	0 0	.000	2 4	.500	3 4	7	9.3		5 1	0	2	0	2	10	17.0					
Totals			16	455	106	161	.658	0	0	.000	60	104	.577	48	101	149	9.3	46	2	12	41	33	17	272	17.0

Assists/game: 0.8
Turnovers/game: 2.6
Assist/turnover ratio: 0.3
Steals/game: 1.1
Blocks/game: 2.1

ARKANSAS CAREER BLOCKED SHOTS

1.	345	Oliver Miller	1989-92
2.	318	Steven Hill	2005-08
3.	256	Moses Kingsley	2014-17
4.	252	Andrew Lang	1985-88
5.	194	Darian Townes	2005-08
6.	130	Nick Davis	1996-98
7.	111	Hunter Mickelson	2011-13
	111	Larry Satchell	2000-03
9.	109	DANIEL GAFFORD	2018-pres.



GAFFORD'S DOUBLE-DOUBLES (7)

Opp	Pts	Rebs
vs. Texas	20	12
Indiana	27	12
FIU	23	12
vs. UTSA	13	14
Texas State	19	10
Austin Peay	16	10
at Texas A&M	11	11

• PERSONAL BESTS •

POINTS

Season: 32 vs. LSU (01/12/19) SEC: 32 vs. LSU (01/12/19)
Career: 32 vs. LSU (01/12/19) SEC: 32 vs. LSU (01/12/19)

FIELD GOALS MADE

Season: 14 vs. LSU (01/12/19) SEC: 14 vs. LSU (01/12/19)
Career: 14 vs. LSU (01/12/19) SEC: 14 vs. LSU (01/12/19)

FIELD GOALS ATTEMPTED

Season: 19 vs. LSU (01/12/19) SEC: 19 vs. LSU (01/12/19)
Career: 19 vs. LSU (01/12/19) SEC: 19 vs. LSU (01/12/19)

3-POINT FIELD GOALS MADE

Season: -- SEC: --
Career: -- SEC: --

3-POINT FG ATTEMPTS

Season: -- SEC: --
Career: -- SEC: --

FREE THROWS MADE

Season: 9 (2x), last vs TX ST (12/22/18) SEC: 4 vs. LSU (01/12/19)
Career: 9 (2x), last vs TX ST (12/22/18) SEC: 7 at Ole Miss (02/13/18)

FREE THROWS ATTEMPTED

Season: 14 vs. Texas State (12/22/18) SEC: 9 vs. LSU (01/12/19)
Career: 14 vs. Texas State (12/22/18) SEC: 10 at Ole Miss (02/13/18)

REBOUNDS

Season: 14 vs. UTSA (12/15/18) SEC: 12 vs. Florida (01/05/19)
Career: 14 vs. UTSA (12/15/18) SEC: 12 vs. Florida (01/05/19)

ASSISTS

Season: 3 at Colorado State (12/05/18) SEC: 1 (2x), last vs Florida (01/09/19)
Career: 4 vs. Oral Roberts (12/19/17) SEC: 2 (4x), last vs Auburn (02/27/18)

STEALS

Season: 3 vs. Austin Peay (12/28/18) SEC: 1 vs. Florida (01/05/19)
Career: 3 (2x), last vs. APSU (12/28/18) SEC: 3 vs. Ole Miss (01/20/18)

BLOCKED SHOTS

Season: 4 (2x), last vs FIU (12/01/18) SEC: 2 vs. LSU (01/12/19)
Career: 7 (2x), last vs Auburn (02/27/18) SEC: 7 (2x), last vs Auburn (02/27/18)

MINUTES

Season: 37 vs. LSU (01/12/19) SEC: 37 vs. LSU (01/12/19)
Career: 37 vs. LSU (01/12/19) SEC: 37 vs. LSU (01/12/19)

DANIEL GAFFORD CAREER STATISTICS

Year	GP	GS	Min	Avg	FG	FGA	Pct	3FG	3FGA	Pct	FT	FTA	Pct	Off	Def	Tot	Avg	PF	FO	Ast	TO	Blk	Stl	Pts	Avg
2017-18	35	26	790	22.6	164	271	.605	0	0	.000	85	161	.528	77	140	217	6.2	114	3	24	37	76	19	413	11.8
2018-19	16	16	455	28.4	106	161	.658	0	0	.000	60	104	.577	48	101	149	9.3	46	2	12	41	33	17	272	17.0
TOTAL	51	42	1245	24.4	270	432	.625	0	0	.000	145	265	.547	125	241	366	7.2	160	5	36	78	109	36	685	13.4



11 KEYSHAWN EMBERY-SIMPSON

G, Fr., 6-3, 202 | Midwest City, Okla. / IMG (Fla.) Academy

2018-19 (Fr.) HIGHLIGHTS:

- Averaging 14.1 minutes off the bench, second-best on the team among those without a start.
- Did not commit a turnover until game five (vs. UTA) ... Only has 10 for the season ... IN fact, has more steals (14) and assists (13) than turnovers (10).
- Scored seven points versus UC Davis, including five in the second half.
- Posted season highs versus FIU with three assists and three steals, while scoring seven points and adding three rebounds.
- Pumped in season-best 14 points at Colorado State, including eight in the first half to keep

the Razorbacks in the lead while Daniel Gafford was on the bench in foul trouble ... Was 5-of-6 from the field, including 4-of-5 from 3-point range.

- Matched his season high with 14 points versus Austin Peay ... All came in the second half - nine minutes of play ... More specifically, scored 12 points - including seven straight - during a 20-5 run to lead the Razorbacks to the win.



#11 KEYSHAWN EMBERY-SIMPSON 2018-19 GAME STATS

Opponent	Date	GS	Min	FG	FGA	Pct	3FG	3A	Pct	FT	FTA	Pct	O	D	Tot	Avg	PF	FO	A	TO	Blk	Stl	Pts	Avg
vs Texas	11/09/18	9	0	2	.000	0	0	.000	0	1	.000	1	1	2	2.0	0	0	0	0	0	0	0	0	0.0
UC DAVIS	11/12/18	18	2	6	.333	1	4	.250	2	2	1.000	0	0	0	1.0	1	0	1	0	0	2	7	3.5	
INDIANA	11/18/18	14	1	5	.200	0	2	.000	0	0	.000	0	2	2	1.3	3	0	1	0	1	0	2	3.0	
MONTANA STATE	11/21/18	17	2	5	.400	2	5	.400	0	0	.000	0	0	0	1.0	1	0	1	0	0	1	6	3.8	
UT ARLINGTON	11/23/18	18	0	5	.000	0	4	.000	2	2	1.000	0	3	3	1.4	1	0	0	1	0	0	2	3.4	
FIU	12/01/18	18	3	5	.600	1	3	.333	0	2	.000	0	3	3	1.7	1	0	3	2	0	3	7	4.0	
at Colorado State	12/05/18	16	5	6	.833	4	5	.800	0	0	.000	1	1	2	1.7	2	0	2	0	0	1	14	5.4	
WESTERN KENTUCKY	12/08/18	8	0	2	.000	0	2	.000	0	0	.000	0	0	0	1.5	2	0	0	1	0	0	0	4.8	
vs UTSA	12/15/18	11	0	2	.000	0	2	.000	2	4	.500	0	0	0	1.3	2	0	0	1	1	0	2	4.4	
GEORGIA TECH	12/19/18	12	0	2	.000	0	2	.000	0	0	.000	0	0	0	1.2	1	0	0	2	0	1	0	4.0	
TEXAS STATE	12/22/18	14	1	5	.200	0	0	.000	0	0	.000	1	1	2	1.3	1	0	0	1	0	1	2	3.8	
AUSTIN PEAY	12/28/18	13	5	8	.625	2	4	.500	2	2	1.000	0	1	1	1.3	0	0	0	0	0	0	14	4.7	
at Texas A&M	01/05/19	14	0	4	.000	0	3	.000	0	0	.000	0	2	2	1.3	0	0	0	1	0	1	0	4.3	
FLORIDA	01/09/19	11	0	4	.000	0	2	.000	0	0	.000	1	2	3	1.4	0	0	0	0	0	1	0	4.0	
LSU	01/12/19	12	1	4	.250	0	3	.000	0	0	.000	0	0	0	1.3	3	0	2	0	0	2	2	3.9	
at Tennessee	01/15/19	20	1	5	.200	1	4	.250	0	0	.000	0	0	0	1.3	3	0	3	1	0	1	3	3.8	
Totals		0	225	21	70	.300	11	45	.244	8	13	.615	4	16	20	1.3	21	0	13	10	2	14	61	3.8

Games played: 16
Minutes/game: 14.1
Points/game: 3.8
FG Pct: 30.0
3FG Pct: 24.4
FT Pct: 61.5

Rebounds/game: 1.3
Assists/game: 0.8
Turnovers/game: 0.6
Assist/turnover ratio: 1.3
Steals/game: 0.9
Blocks/game: 0.1

• PERSONAL BESTS •

POINTS

Season: 14 (2x), last vs APSU (12/28/18) SEC: 2 vs LSU (01/12/19)
Career: -- SEC: --

FIELD GOALS MADE

Season: 5 (2x), last vs APSU (12/28/18) SEC: 1 vs LSU (01/12/19)
Career: -- SEC: --

FIELD GOALS ATTEMPTED

Season: 8 vs Austin Peay (12/28/18) SEC: 4 (3x), last vs. LSU (01/12/19)
Career: -- SEC: --

3-POINT FIELD GOALS MADE

Season: 4 at Colorado State (12/05/18) SEC: --
Career: -- SEC: --

3-POINT FG ATTEMPTS

Season: 5 (2x), last at CSU (12/05/18) SEC: 3 (2x), last vs. LSU (01/12/19)
Career: -- SEC: --

FREE THROWS MADE

Season: 2 (4x), last vs APSU (12/28/18) SEC: --
Career: -- SEC: --

FREE THROWS ATTEMPTED

Season: 4 vs. UTSA (12/15/18) SEC: --
Career: -- SEC: --

REBOUNDS

Season: 3 (3x) last vs. Florida (01/09/19) SEC: 3 vs. Florida (01/09/19)
Career: -- SEC: --

ASSISTS

Season: 3 vs. FIU (12/01/18) SEC: 2 vs LSU (01/12/19)
Career: -- SEC: --

STEALS

Season: 3 vs. FIU (12/01/18) SEC: 2 vs LSU (01/12/19)
Career: -- SEC: --

BLOCKED SHOTS

Season: 1 (2x), last vs UTSA (12/15/18) SEC: --
Career: -- SEC: --

MINUTES

Season: 18 (3x) last vs. FIU (12/01/18) SEC: 20 at Tennessee (01/15/19)
Career: -- SEC: --

KEYSHAWN EMBERY-SIMPSON CAREER STATISTICS

Year	GP	GS	Min	Avg	FG	FGA	Pct	3FG	3FGA	Pct	FT	FTA	Pct	Off	Def	Tot	Avg	PF	FO	Ass	TO	Blk	Stl	Pts	Avg
2018-19	16	0	225	14.1	21	70	.300	11	45	.244	8	13	.615	4	16	20	1.3	21	0	13	10	2	14	61	3.8



13 MASON JONES

G, So., 6-5, 207 | Desoto, Texas / Triple A Acad. / Connors State CC

- Reached double figures in 12 of 16 games ... Has led the team in scoring a team-best six times:
UC Davis - 21 | Montana St. - 18 | Colorado St. - 16 |
Georgia Tech - 17 | Texas State - 21 | Florida - 30
- Has also led the team in assists five times:
Indiana - 7 | Georgia Tech - 5 | Texas State - 4 | Florida - 3 | Tennessee - 6
- Has led the team in scoring and assists in the same game three times.
- Second on the team in scoring (15.0), rebounding (5.1) and assists (5.2).
- Leads the team and ranks 2nd in the league in scoring during SEC games (19.8)**

IN THE SEC

- 4th in SEC in free throws made (64)
- 7th in SEC in total 3-pointers made (38)
- 7th in SEC in 3-pt FG made per game (2.38)
- 13th in SEC in free throw pct (.821)
- 10th in SEC in assist-to-turnover ratio (1.58)

2018-19 (So.) HIGHLIGHTS:

- Led the team in scoring (21) and rebounds (8) in the UC Davis win ... 15 of those points came in the first half (5-of-6 FG - 4-5 3FG) ... 7 of his 8 boards came in the 2nd half.
- Hit (and then missed on purpose) the game-winning free throw versus Indiana with 2.5 seconds left ... Finished with 11 points, five rebounds and seven assists ... Was first Razorback since Jan. 2012 to play at least 35 minutes, have at least 7 assists and commit zero turnovers.
- Scored a team-best 18 points in the Montana State win, making 6-of-8 from the field (5-of-7 from 3-pt range) ... 16 of those points came in the first half.
- Posted first career double-double - 19 points and 10 rebounds - in the win over FIU ... Was 7-of-9 from free throw line.
- Led the team in scoring (16) at Colorado State ... Got Arkansas off to great start, hitting three, 3-pointers for a 12-2, finished with 16, first-half points.
- Led the team in scoring (17) and assists (5) versus Georgia Tech ... Added six rebounds, second-best on the team ... Tied his season-high with five 3-pointers made.
- For the second straight game, led the team in scoring (21) and assists (4) versus Texas State ... Also had a career-high three steals.
- At Texas A&M, missed his first seven 3-pointers (**and 1-of-his-last-17 over 2 games**) but had the confidence to still shoot late in the game ... In fact, made three straight from long range to give Arkansas a lead it would not relinquish.
- Scored a career-high 30 points versus Florida (team scored 51), making four 3-pointers and sinking 12-of-13 at the line ... Also tied for the team lead with three assists ... With Arkansas down 15 with six to play, Jones scored 11 in a 15-2 to get the Razorbacks to within two (53-51).
- Continued strong play vs. LSU, scoring 22 points and adding six rebounds ... Was 8-of-9 at the free throw line.
- Pumped in 18 at #3 Tennessee while tying for the team lead in rebounds (7) and leading the team with six assists.



#13 MASON JONES 2018-19 GAME STATS

Opponent	Date	GS	Min	FG FGA	Pct	3FG 3A	Pct	FT FTA	Pct	O	D	Tot	Avg	PF	FO	A	TO	Blk	Stl	Pts	Avg
vs Texas	11/09/18	*	37	3 10	.300	2 6	.333	3 4	.750	0 6	6 6	6.0	4 0	4 0	3 4	1 0	11	11.0			
UC DAVIS	11/12/18	*	31	6 10	.600	4 7	.571	5 7	.714	1 7	8 7.0	1 0	2 2	0 0	1 0	21	16.0				
INDIANA	11/18/18	*	38	3 8	.375	1 4	.250	4 6	.667	0 5	5 6.3	2 0	7 0	0 0	1 1	11	14.3				
MONTANA STATE	11/21/18	*	21	6 8	.750	5 7	.714	1 2	.500	0 3	3 5.5	2 0	3 3	0 2	18	15.3					
UT ARLINGTON	11/23/18	*	25	0 5	.000	0 3	.000	4 4	1.000	1 4	5 5.4	4 0	0 2	0 0	4 13.0						
FIU	12/01/18	*	25	5 8	.625	2 4	.500	7 9	.778	1 9	10 6.2	3 0	3 3	0 2	19	14.0					
at Colorado State	12/05/18	*	29	5 10	.500	4 8	.500	2 2	1.000	0 4	4 5.9	2 0	4 0	0 1	16	14.3					
WESTERN KENTUCKY	12/08/18	*	29	5 11	.455	3 8	.375	2 2	1.000	1 2	3 5.5	2 0	1 1	0 1	15	14.4					
vs UTSA	12/15/18	*	27	2 7	.286	0 2	.000	2 2	1.000	0 4	4 5.3	5 1	3 3	0 0	6	13.4					
GEORGIA TECH	12/19/18	*	35	5 15	.333	5 13	.385	2 2	1.000	3 3	6 5.4	1 0	5 2	0 2	17	13.8					
TEXAS STATE	12/22/18	*	33	5 7	.714	1 3	.333	10 13	.769	0 4	4 5.3	2 0	4 1	0 3	21	14.5					
AUSTIN PEAY	12/28/18	*	30	1 10	.100	0 3	.000	0 0	.000	2 1	3 5.1	2 0	4 1	0 0	2	13.4					
at Texas A&M	01/05/19	*	24	3 11	.273	3 11	.273	0 0	.000	0 5	5 5.1	3 0	3 1	0 0	9	13.1					
FLORIDA	01/09/19	*	34	7 13	.538	4 9	.444	12 13	.923	0 2	2 4.9	0 0	3 4	1 0	30	14.3					
LSU	01/12/19	*	38	6 10	.600	2 5	.400	8 9	.889	1 5	6 4.9	3 0	1 3	0 1	22	14.8					
at Tennessee	01/15/19	*	33	7 16	.438	2 8	.250	2 3	.667	2 5	7 5.1	2 0	6 3	0 1	18	15.0					
Totals			16 489	69 159	.434	38 101	.376	64 78	.821	12 69	81 5.1	38 1	52 33	2 15	240 15.0						

Assists/game: 3.3
Turnovers/game: 2.1
Assist/turnover ratio: 1.6
Steals/game: 0.9
Blocks/game: 0.1

• PERSONAL BESTS •

POINTS

Season: 30 vs. Florida (01/09/19)
Career: --

SEC: 30 vs. Florida (01/09/19)
SEC: --

FIELD GOALS MADE

Season: 7 vs. Florida (01/09/19)
Career: --

SEC: 7 vs. Florida (01/09/19)
SEC: --

FIELD GOALS ATTEMPTED

Season: 15 vs. GA Tech (12/19/18)
Career: --

SEC: 13 vs. Florida (01/09/19)
SEC: --

3-POINT FIELD GOALS MADE

Season: 5 (2x), last vs. Ga Tech (12/19/18)
Career: --

SEC: 4 vs. Florida (01/09/19)
SEC: --

3-POINT FG ATTEMPTS

Season: 13 vs. GA Tech (12/19/18)
Career: --

SEC: 11 at Texas A&M (01/05/19)
SEC: --

FREE THROWS MADE

Season: 12 vs. Florida (01/09/19)
Career: --

SEC: 12 vs. Florida (01/09/19)
SEC: --

FREE THROWS ATTEMPTED

Season: 13 (2x), last vs. Fla (01/09/19)
Career: --

SEC: 13 vs. Florida (01/09/19)
SEC: --

REBOUNDS

Season: 10 vs. FIU (12/01/18)
Career: --

SEC: 6 vs. LSU (01/12/19)
SEC: --

ASSISTS

Season: 7 vs. Indiana (11/18/18)
Career: --

SEC: 3 (2x), last vs. Florida (01/09/19)
SEC: --

STEALS

Season: 3 vs. Texas State (21/22/18)
Career: --

SEC: 1 vs. LSU (01/12/19)
SEC: --

BLOCKED SHOTS

Season: 1 (2x), last vs. Florida (01/09/19)
Career: --

SEC: 1 vs. Florida (01/09/19)
SEC: --

MINUTES

Season: 38 (2x), last vs. LSU (01/12/19)
Career: --

SEC: 38 vs. LSU (01/12/19)
SEC: --

MASON JONES CAREER STATISTICS

Year	GP	GS	Min	Avg	FG	FGA	Pct	3FG	3FGA	Pct	FT	FTA	Pct	Off	Def	Tot	Avg	PF	FO	Ast	TO	Blk	Stl	Pts	Avg
2018-19	16	16	489	30.6	69	159	.434	38	101	.376	64	78	.821	12	69	81	5.1	38	1	52	33	2	15	240	15.0



15 JONATHAN HOLMES

G, Jr., 5-10, 190 | Columbia, Ill. / Columbia HS

2018-19 (Jr.) HIGHLIGHTS:

- Fan favorite.
- Was the only player on the roster that had made a 3-pointer in an Arkansas uniform to start the season, hitting two last season.



#15 JONATHAN HOLMES 2018-19 GAME STATS

Opponent	Date	GS	Min	FG	FGA	Pct	3FG	3A	Pct	FT	FTA	Pct	O	D	Tot	Avg	PF	FO	A	TO	Blk	Stl	Pts	Avg
vs Texas	11/09/18	DNP																						
UC DAVIS	11/12/18	DNP																						
INDIANA	11/18/18	DNP																						
MONTANA STATE	11/21/18	3		0	3	.000	0	2	.000	0	0	.000	0	0	0	0.0	1	0	0	0	0	0	0	0
UT ARLINGTON	11/23/18	1		0	1	.000	0	0	.000	0	0	.000	0	0	0	0.0	0	0	0	0	0	0	0	0
FIU	12/01/18	3		0	1	.000	0	1	.000	0	0	.000	0	0	0	0.0	0	0	0	0	0	0	0	0
at Colorado State	12/05/18	DNP																						
WESTERN KENTUCKY	12/08/18	DNP																						
vs UTSA	12/15/18	DNP																						
GEORGIA TECH	12/19/18	DNP																						
TEXAS STATE	12/22/18	DNP																						
AUSTIN PEAY	12/28/18	DNP																						
at Texas A&M	01/05/19	DNP																						
FLORIDA	01/09/19	DNP																						
LSU	01/12/19	DNP																						
at Tennessee	01/15/19	DNP																						
Totals		0	7	0	5	.000	0	3	.000	0	0	.000	0	0	0	0.0	1	0	0	0	0	0	0	0

Games played: 3
Minutes/game: 2.3
FG Pct: 0.0
3FG Pct: 0.0

• PERSONAL BESTS •

POINTS

Season: -- SEC: --
Career: 3 (2x), last vs. ORU (12/19/17) SEC: 2 (2x), last vs. Vandy (02/10/18)

FIELD GOALS MADE

Season: -- SEC: --
Career: 1 (7x), last vs. Vandy (02/10/18) SEC: 1 vs. Vanderbilt (02/10/18)

FIELD GOALS ATTEMPTED

Season: 3 vs Montana State (11/21/18) SEC: --
Career: 3 vs Montana State (11/21/18) SEC: 1 (5x), last vs. TX A&M (02/14/18)

3-POINT FIELD GOALS MADE

Season: -- SEC: --
Career: 1 (2x), last vs. Troy (12/16/17) SEC: --

3-POINT FG ATTEMPTS

Season: 2 vs Montana State (11/21/18) SEC: --
Career: 2 vs Austin Peay (12/03/16) SEC: 1 (2x), last vs. Ole Miss (02/18/17)

FREE THROWS MADE

Season: -- SEC: --
Career: 1 vs. Samford (11/10/17) SEC: --

FREE THROWS ATTEMPTED

Season: -- SEC: --
Career: 2 vs. Samford (11/10/17) SEC: --

REBOUNDS

Season: -- SEC: --
Career: 1 (4x), last vs. Vandy (02/10/18) SEC: 1 vs. Vanderbilt (02/10/18)

ASSISTS

Season: -- SEC: --
Career: 1 vs. Samford (11/10/17) SEC: --

STEALS

Season: -- SEC: --
Career: 1 vs Bucknell (11/12/17) SEC: --

BLOCKED SHOTS

Season: -- SEC: --
Career: -- SEC: --

MINUTES

Season: 3 (2x) last vs FIU (12/01/18) SEC: --
Career: 4 vs UConn (11/26/17) SEC: 1 (5x), last vs. TX A&M (02/17/18)

JONATHAN HOLMES CAREER STATISTICS

Year	GP	GS	Min	Avg	FG	FGA	Pct	3FG	3FGA	Pct	FT	FTA	Pct	Off	Def	Tot	Avg	PF	FO	Ast	TO	Blk	Stl	Pts	Avg
2016-17	6	0	7	1.2	1	5	.200	0	4	.000	0	0	.000	0	1	1	0.2	1	0	0	0	0	0	2	0.3
2017-18	11	0	18	1.6	6	15	.400	2	6	.333	1	2	.500	2	1	3	0.3	1	0	1	2	0	1	15	1.4
2018-19	3	0	7	2.3	0	5	.000	0	3	.000	0	0	.000	0	0	0	0.0	1	0	0	0	0	0	0	0.0
TOTAL	20	0	32	1.6	7	25	.280	2	13	.154	1	2	.500	2	2	4	0.2	3	0	1	2	0	1	17	0.9



22 GABE OSABUOHEN

F, So., 6-8, 221 | Toronto, Canada / Southwest Christian Acad. (Ark.)

- Pronounced Oh-sah-BOY-en.
- In the first two SEC games this season, grabbed career highs in rebounds – first getting seven at Texas A&M and followed by getting eight versus Florida.
- Second the team with 10 charges taken ... Has 34 deflections.
- First sub off the bench (solo or tied) in 13 of the first 16 games.
- Has been praised by Coach Anderson for having a positive impact on the game in areas other than scoring ... High energy guy off the bench, gets deflections, takes charges and hits the boards ... Called a “warrior” by Coach Anderson for his play at Colorado State while Daniel

Gafford was saddled with foul trouble.

2018-19 (So.) HIGHLIGHTS:

- Hit his first career 3-pointer versus Indiana (missing the five six of his career) at the first half drew to a close to give the Razorbacks a 38-35 lead.
- Perhaps best all-around game came versus Texas State ... In addition to drawing two charges and getting three deflections, hit his second career 3-pointer as the Hogs went on a 17-0 run ... Tied career high with five rebounds while handing out a career-high four assists.
- Set or tied career highs in points (6), rebounds (7) and steals (2) at Texas A&M ... Also took a charge while playing 18 minutes, his most in an SEC game.
- Grabbed a career-best eight boards versus Florida.
- Was 5-of-7 at the free throw line at #3 Tennessee, both career highs.



• PERSONAL BESTS •

POINTS

Season: 6 (2x), last at TX A&M (01/05/19) SEC: 6 at Texas A&M (01/05/19)
Career: 6 (3x), last at TX A&M (01/05/19) SEC: 6 (2x), last at TX A&M (01/05/19)

FIELD GOALS MADE

Season: 3 at Texas A&M (01/05/19) SEC: 3 at Texas A&M (01/05/19)
Career: 3 (2x), last at TX A&M (01/05/19) SEC: 3 (2x), last at TX A&M (01/05/19)

FIELD GOALS ATTEMPTED

Season: 6 (2x), last at TX A&M (01/05/19) SEC: 6 at Texas A&M (01/05/19)
Career: 6 (3x), last at TX A&M (01/05/19) SEC: 6 (2x), last at TX A&M (01/05/19)

3-POINT FIELD GOALS MADE

Season: 1 (2x), last vs TX ST (12/22/18) SEC: --
Career: 1 (2x), last vs TX ST (12/22/18) SEC: --

3-POINT FG ATTEMPTS

Season: 2 (2x), last at TX A&M (01/05/19) SEC: 2 at Texas A&M (01/05/19)
Career: 2 (2x), last at TX A&M (01/05/19) SEC: 2 at Texas A&M (01/05/19)

FREE THROWS MADE

Season: 5 at Tennessee (01/15/19) SEC: 5 at Tennessee (01/15/19)
Season: 5 at Tennessee (01/15/19) SEC: 5 at Tennessee (01/15/19)

FREE THROWS ATTEMPTED

Season: 7 at Tennessee (01/15/19) SEC: 7 at Tennessee (01/15/19)
Season: 7 at Tennessee (01/15/19) SEC: 7 at Tennessee (01/15/19)

REBOUNDS

Season: 8 vs. Florida (01/09/19) SEC: 8 vs. Florida (01/09/19)
Career: 8 vs. Florida (01/09/19) SEC: 8 vs. Florida (01/09/19)

ASSISTS

Season: 4 vs. Texas State (12/22/18) SEC: 1 (2x), last vs. LSU (01/12/19)
Career: 4 vs. Texas State (12/22/18) SEC: 2 vs. South Carolina (02/06/18)

STEALS

Season: 2 vs. Montana State (11/21/18) SEC: 1 at Texas A&M (01/05/19)
Career: 2 vs. Montana State (11/21/18) SEC: 1 (3x), last at TX A&M (01/05/19)

BLOCKED SHOTS

Season: 1 (6x), last vs. Florida (01/09/19) SEC: 1 (2x), vs. Florida (01/09/19)
Career: 1 (10x), last vs. Fla. (01/09/19) SEC: 1 (5x), last vs. Fla. (01/09/19)

MINUTES

Season: 22 vs. Texas State (12/22/18) SEC: 18 at Texas A&M (01/05/19)
Career: 22 vs. Texas State (12/22/18) SEC: 18 at Texas A&M (01/05/19)

#22 GABE OSABUOHEN 2018-19 GAME STATS

Opponent	Date	GS	Min	FG	FGA	Pct	3FG	3A	Pct	FT	FTA	Pct	O	D	Tot	Avg	PF	FO	A	TO	Blk	Stl	Pts	Avg
vs Texas	11/09/18	11	0	4	.000	0	1	.000	1	2	.500	2	1	3	3.0	1	0	0	1	1	0	1	1.0	
UC DAVIS	11/12/18	14	0	3	.000	0	1	.000	0	2	.000	2	3	5	4.0	4	0	1	0	1	1	0	0.5	
INDIANA	11/18/18	10	2	3	.667	1	1	1.000	0	0	.000	0	0	0	2.7	2	0	2	4	0	1	5	2.0	
MONTANA STATE	11/21/18	12	2	5	.400	0	2	.000	2	2	1.000	1	1	2	2.5	2	0	1	0	0	2	6	3.0	
UT ARLINGTON	11/23/18	13	0	1	.000	0	0	.000	0	2	.000	1	1	2	2.4	5	1	2	2	1	0	0	2.4	
FIU	12/01/18	19	1	4	.250	0	1	.000	1	4	.250	1	4	5	2.8	4	0	1	1	1	1	3	2.5	
at Colorado State	12/05/18	9	2	5	.400	0	0	.000	1	1	1.000	3	2	5	3.1	3	0	0	0	1	0	5	2.9	
WESTERN KENTUCKY	12/08/18	7	0	2	.000	0	1	.000	0	0	.000	0	1	1	2.9	2	0	0	1	0	0	0	2.5	
vs UTSA	12/15/18	10	2	6	.333	0	1	.000	0	0	.000	4	0	4	3.0	2	0	0	1	0	0	4	2.7	
GEORGIA TECH	12/19/18	10	0	0	.000	0	0	.000	2	2	1.000	1	1	2	2.9	2	0	0	0	0	0	2	2.6	
TEXAS STATE	12/22/18	22	1	3	.333	1	1	1.000	1	4	.250	3	2	5	3.1	2	0	4	2	0	0	4	2.7	
AUSTIN PEAY	12/28/18	10	0	2	.000	0	0	.000	1	2	.500	2	0	2	3.0	1	0	3	0	0	1	1	2.6	
at Texas A&M	01/05/19	18	3	6	.500	0	2	.000	0	0	.000	3	4	7	3.3	4	0	1	1	1	1	6	2.8	
FLORIDA	01/09/19	14	0	1	.000	0	1	.000	0	4	.000	3	5	8	3.6	5	1	0	2	1	0	0	2.6	
LSU	01/12/19	12	0	2	.000	0	1	.000	0	0	.000	0	0	0	3.4	3	0	1	0	0	1	0	2.5	
at Tennessee	01/15/19	10	0	0	.000	0	0	.000	5	7	.714	0	1	1	3.3	5	1	0	2	0	0	5	2.6	
Totals		0	201	13	47	.277	2	13	.154	14	32	.438	26	26	52	3.3	47	3	16	17	7	8	42	2.6

Assists/game: 1.0

Turnovers/game: 1.1

Assist/turnover ratio: 0.9

Steals/game: 0.5

Blocks/game: 0.4

GABE OSABUOHEN CAREER STATISTICS

Year	GP	GS	Min	Avg	FG	FGA	Pct	3FG	3FGA	Pct	FT	FTA	Pct	Off	Def	Tot	Avg	PF	FO	Ass	TO	Blk	Stl	Pts	Avg
2017-18	20	0	136	6.8	10	25	.400	0	4	.000	2	10	.200	6	22	28	1.4	21	0	7	11	3	3	22	1.1
2018-19	16	0	201	12.6	13	47	.277	2	13	.154	14	32	.438	26	26	52	3.3	47	3	16	17	7	8	42	2.6
TOTAL	36	0	337	9.4	23	72	.319	2	17	.118	16	42	.381	32	48	80	2.2	68	3	23	28	10	11	64	1.8



24 ETHAN HENDERSON

F, Fr., 6-8, 210 | Little Rock, Ark. / Parkview Magnet HS

2018-19 (Fr.) HIGHLIGHTS:

- Had two rebounds and a blocked shot in eight minutes versus Montana State.
- Grabbed two rebounds and dished out first career assist in UTA win.
- Scored first points versus FIU, making a basket and a free throw, and had first steal.
- Saw his first action in eight games at #3 Tennessee and responded well .. Scored on an offensive put-back and had two steals in four minutes of action.



#24 ETHAN HENDERSON 2018-19 GAME STATS

Opponent	Date	GS	Min	FG FGA	Pct	3FG 3A	Pct	FT FTA	Pct	O	D	Tot	Avg	PF	FO	A	TO	Blk	Stl	Pts	Avg
vs Texas	11/09/18	DNP																			
UC DAVIS	11/12/18	2		0 0	.000	0 0	.000	0 0	.000	0 0	0 0	0 0	0.0	1 0		0	1	0	0	0	0.0
INDIANA	11/18/18	DNP																			
MONTANA STATE	11/21/18	8		0 0	.000	0 0	.000	0 1	.000	1 1	2 2	1.0	1 0			0	2	1	0	0	0.0
UT ARLINGTON	11/23/18	2		0 0	.000	0 0	.000	0 0	.000	0 2	2 2	1.3	1 0			1	0	0	0	0	0.0
FIU	12/01/18	4		1 1	1.000	0 0	.000	1 2	.500	0 1	1 1	1.3	0 0			0	0	0	1	3	0.8
at Colorado State	12/05/18	2		0 0	.000	0 0	.000	0 0	.000	0 0	0 0	1.0	0 0			0	0	0	0	0	0.6
WESTERN KENTUCKY	12/08/18	DNP																			
vs UTSA	12/15/18	DNP																			
GEORGIA TECH	12/19/18	DNP																			
TEXAS STATE	12/22/18	DNP																			
AUSTIN PEAY	12/28/18	DNP																			
at Texas A&M	01/05/19	DNP																			
FLORIDA	01/09/19	DNP																			
LSU	01/12/19	DNP																			
at Tennessee	01/15/19	4		1 1	1.000	0 0	.000	0 0	.000	1 0	1 1	1.0	0 0			0	0	0	2	2	0.8
Totals		0	22	2 2	1.000	0 0	.000	1 3	.333	2 4	6 6	1.0	3 0			1	3	1	3	5	0.8

Assists/game: 0.2
Turnovers/game: 0.5
Assist/turnover ratio: 0.3
Steals/game: 0.5
Blocks/game: 0.2

• PERSONAL BESTS •

POINTS

Season: 3 vs FIU (12/01/18) SEC: 2 at Tennessee (01/15/19)
Career: -- SEC: --

FIELD GOALS MADE

Season: 1 (2x), last at Tenn. (01/15/19) SEC: 1 at Tennessee (01/15/19)
Career: -- SEC: --

FIELD GOALS ATTEMPTED

Season: 1 (2x), last at Tenn. (01/15/19) SEC: 1 at Tennessee (01/15/19)
Career: -- SEC: --

3-POINT FIELD GOALS MADE

Season: -- SEC: --
Career: -- SEC: --

3-POINT FG ATTEMPTS

Season: -- SEC: --
Career: -- SEC: --

FREE THROWS MADE

Season: 1 vs FIU (12/01/18) SEC: --
Career: -- SEC: --

FREE THROWS ATTEMPTED

Season: 2 vs FIU (12/01/18) SEC: --
Career: -- SEC: --

REBOUNDS

Season: 2 (2x), last vs. UTA (11/23/18) SEC: 1 at Tennessee (01/15/19)
Career: -- SEC: --

ASSISTS

Season: 1 vs UTA (11/23/18) SEC: --
Career: -- SEC: --

STEALS

Season: 2 at Tennessee (01/15/19) SEC: 2 at Tennessee (01/15/19)
Career: -- SEC: --

BLOCKED SHOTS

Season: 1 vs. Montana State (11/21/18) SEC: --
Career: -- SEC: --

MINUTES

Season: 8 vs. Montana State (11/21/18) SEC: 4 at Tennessee (01/15/19)
Career: -- SEC: --

ETHAN HENDERSON CAREER STATISTICS

Year	GP	GS	Min	Avg	FG	FGA	Pct	3FG	3FGA	Pct	FT	FTA	Pct	Off	Def	Tot	Avg	PF	FO	Ast	TO	Blk	Stl	Pts	Avg
2018-19	6	0	22	3.7	2	2	1.000	0	0	.000	1	3	.333	2	4	6	1.0	3	0	1	3	1	3	5	0.8



35 REGGIE CHANEY

F, Fr., 6-8, 222 | Tulsa, Okla. / Findlay Prep (Nev.)

IN THE NCAA / SEC

- 88th NCAA • 13th SEC Blocked shots - average (1.63)
- 86th NCAA • 12th SEC Blocked shots - total (26)

- **Has blocked a shot in 15 straight games (did not block a shot in the opener).**
- Has 52 deflections, tops among those coming off the bench.

2018-19 (Fr.) HIGHLIGHTS:

- Had seven blocked shots over a three-game span (UTSA, Ga Tech and Texas State).
- Led the team with a season-best eight rebounds versus UT Arlington. Matched that total at Colorado State.
- Battled foul trouble versus Texas, but still pulled down five rebounds and had a steal in just 11 minutes.
- Was productive in his 13 minutes versus Indiana, getting four points, three rebounds and three blocked shots
- "Started" the second half versus Montana State.
- With Daniel Gafford on the bench at Colorado State in foul trouble in the first half, Chaney stepped up and played a key role in the Razorbacks maintaining the lead ... Had nine points and five rebounds in the half and finished with a season-best 11 points while tying his season-best with eight rebounds.
- Had his best overall game versus UTSA ... Set or tied career highs in minutes (28), points (11 - tied), assists (4), steals (4) and blocked shots (3 - tied) ... Added five rebounds ... "Started" the second half and he responded by going 5-of-5 from the field with two steals (both inside the first minute-and-a-half), three blocked shots and two assists.
- Backed that up versus Georgia Tech by playing 27 minutes and earning his third "second-half start" of the season.
- Earned first career start versus Texas State ... Had some struggles as he only played 12 minutes and committed five turnovers ... However, he scored seven points (3-of-4 FG and 1-1 FT) and pulled down six rebounds (five on defensive end) while adding two blocked shots.
- Returned to the bench - and his high-level of play - by playing 25 minutes versus Austin Peay ... Scored a career-high 12 points, making a career-best 6-of-9 shots from the field.
- Struggled in his first two SEC games, but bounced back to play perhaps his best game vs. LSU ... Tied career-highs with 12 points and four steals, adding five rebounds and two blocked shots.
- Followed that by scoring 11 at #3 Tennessee (5-of-7 FG) with six rebounds (five offensive) in 20 minutes.



#35 REGGIE CHANEY 2018-19 GAME STATS

Opponent	Date	GS	Min	FG	FGA	Pct	3FG	3FGA	Pct	FT	FTA	Pct	O	D	Tot	Avg	PF	FO	A	TO	Blk	Stl	Pts	Avg
vs Texas	11/09/18	11	0	1	.000	0	0	.000	0	0	.000	2	3	5	5.0	4	0	0	3	0	1	0	0	0.0
UC DAVIS	11/12/18	11	1	4	.250	0	0	.000	1	4	.250	1	0	1	3.0	3	0	0	1	1	0	3	1.5	
INDIANA	11/18/18	13	2	4	.500	0	0	.000	0	1	.000	1	2	3	3.0	0	0	0	1	3	0	4	2.3	
MONTANA STATE	11/21/18	18	4	6	.667	0	0	.000	0	0	.000	2	3	5	3.5	4	0	1	2	1	0	8	3.8	
UT ARLINGTON	11/23/18	18	4	7	.571	0	0	.000	0	2	.000	2	6	8	4.4	3	0	0	3	1	0	8	4.6	
FIU	12/01/18	10	1	2	.500	0	0	.000	0	0	.000	0	0	0	3.7	2	0	0	0	2	1	2	4.2	
at Colorado State	12/05/18	19	5	8	.625	0	0	.000	1	3	.333	3	5	8	4.3	3	0	0	1	3	0	11	5.1	
WESTERN KENTUCKY	12/08/18	14	2	4	.500	0	0	.000	0	0	.000	0	4	4	4.3	0	0	0	1	1	0	4	5.0	
vs UTSA	12/15/18	28	5	7	.714	0	0	.000	1	2	.500	1	4	5	4.3	2	0	4	0	3	4	11	5.7	
GEORGIA TECH	12/19/18	27	3	6	.500	0	0	.000	0	0	.000	1	3	4	4.3	2	0	1	1	3	1	6	5.7	
TEXAS STATE	12/22/18	* 12	3	4	.750	0	0	.000	1	1	1.000	1	5	6	4.5	4	0	0	5	2	0	7	5.8	
AUSTIN PEAY	12/28/18	25	6	9	.667	0	0	.000	0	0	.000	1	3	4	4.4	2	0	1	2	1	0	12	6.3	
at Texas A&M	01/05/19	11	1	4	.250	0	0	.000	0	0	.000	0	3	3	4.3	3	0	0	0	1	0	2	6.0	
FLORIDA	01/09/19	5	0	2	.000	0	0	.000	0	0	.000	0	1	1	4.1	1	0	0	1	1	0	0	5.6	
LSU	01/12/19	27	6	8	.750	0	0	.000	0	1	.000	1	4	5	4.1	5	1	1	2	2	4	12	6.0	
at Tennessee	01/15/19	20	5	7	.714	0	0	.000	1	2	.500	5	1	6	4.3	4	0	1	1	1	0	11	6.3	
Totals		1	269	48	83	.578	0	0	.000	5	16	.313	21	47	68	4.3	42	1	9	24	26	11	101	6.3

Assists/game: 0.6
 Turnovers/game: 1.5
 Assist/turnover ratio: 0.4
 Steals/game: 0.7
 Blocks/game: 1.6

• PERSONAL BESTS •

POINTS

Season: 12 (2x), last vs. LSU (01/12/19) SEC: 12 vs. LSU (01/12/19)
 Career: -- SEC: --

FIELD GOALS MADE

Season: 6 (2x), last vs. LSU (01/12/19) SEC: 6 vs. LSU (01/12/19)
 Career: -- SEC: --

FIELD GOALS ATTEMPTED

Season: 9 vs. Austin Peay (12/28/18) SEC: 8 vs. LSU (01/12/19)
 Career: -- SEC: --

3-POINT FIELD GOALS MADE

Season: -- SEC: --
 Career: -- SEC: --

3-POINT FG ATTEMPTS

Season: -- SEC: --
 Career: -- SEC: --

FREE THROWS MADE

Season: 1 (4x), last vs. TX ST (12/22/18) SEC: 1 at Tennessee (01/15/19)
 Career: -- SEC: --

FREE THROWS ATTEMPTED

Season: 4 vs. UC Davis (11/12/18) SEC: 2 at Tennessee (01/15/19)
 Career: -- SEC: --

REBOUNDS

Season: 8 (2x), last at CSU (12/05/18) SEC: 6 at Tennessee (01/15/19)
 Career: -- SEC: --

ASSISTS

Season: 4 vs. UTSA (12/15/18) SEC: 1 (2x), last at Tenn. (01/15/19)
 Career: -- SEC: --

STEALS

Season: 4 (2x), last vs. LSU (01/12/19) SEC: 4 vs. LSU (01/12/19)
 Career: -- SEC: --

BLOCKED SHOTS

Season: 3 (4x), last vs. Ga Tech (12/19/18) SEC: 2 vs. LSU (01/12/19)
 Career: -- SEC: --

MINUTES

Season: 28 vs. UTSA (12/15/18) SEC: 27 vs. LSU (01/12/19)
 Career: -- SEC: --

REGGIE CHANEY CAREER STATISTICS

Year	GP	GS	Min	Avg	FG	FGA	Pct	3FG	3FGA	Pct	FT	FTA	Pct	Off	Def	Tot	Avg	PF	FO	Ast	TO	Blk	Stl	Pts	Avg
2018-19	16	1	269	16.8	48	83	.578	0	0	.000	5	16	.313	21	47	68	4.3	42	1	9	24	26	11	101	6.3

ARKANSAS RAZORBACKS

2018-19 SEASON RESULTS & LEADERS

RECORD:	OVERALL	HOME	AWAY	NEUTRAL
ALL GAMES	10-6	7-4	2-1	1-1
CONFERENCE	1-3	0-2	1-1	0-0
NON-CONFERENCE	9-3	7-2	1-0	1-1

DATE	TIME (CT)	OPPONENT	TV	RESULT	ATTEND	RECORD (SEC)	HIGH POINTS	HIGH REBOUNDS
11/09/18	6:00 pm	# vs Texas	ESPN	(ot) 71-73 L	1400	0-1	(20)Daniel Gafford	(12)Daniel Gafford
11/12/18	7:00 pm	+ UC DAVIS	SEC Network Plus	W 81-58	13444	1-1	(20)Mason Jones	(8)Mason Jones
11/18/18	2:30 pm	+ INDIANA	ESPN	W 73-72	17456	2-1	(27)Daniel Gafford	(12)Daniel Gafford
11/21/18	7:00 pm	+ MONTANA STATE	SEC Network Plus	W 90-68	13698	3-1	(18)Mason Jones	(7)Daniel Gafford
11/23/18	7:00 pm	+ UT ARLINGTON	SEC Network Plus	W 78-60	17403	4-1	(21)Daniel Gafford	(8)Reggie Chaney
12/01/18	7:00 pm	FIU	SEC Network Plus	W 121-89	13763	5-1	(34)Isaiah Joe	(12)Daniel Gafford
12/05/18	9:00 pm	at Colorado State	CBS Sports Network	W 98-74	3238	6-1	(16)Mason Jones	(9)Daniel Gafford
12/08/18	2:30 pm	WESTERN KENTUCKY	SEC Network	77-78 L	14488	6-2	(19)Isaiah Joe	(9)Daniel Gafford
12/15/18	7:00 pm	! vs UTSA	--	W 79-67	13728	7-2	(21)Isaiah Joe	(14)Daniel Gafford
12/19/18	8:00 pm	GEORGIA TECH	SEC Network	65-69 L	14368	7-3	(17)Mason Jones	(8)Daniel Gafford
12/22/18	1:00 pm	TEXAS STATE	SEC Network	W 73-70	13463	8-3	(21)Mason Jones	(10)Daniel Gafford
12/28/18	7:00 pm	AUSTIN PEAY	SEC Network Plus	W 76-65	14267	9-3	(16)Daniel Gafford	(10)Daniel Gafford
01/05/19	5:00 pm	* at Texas A&M	SEC Network	W 73-71	10049	10-3 1-0	(15)Jalen Harris	(11)Daniel Gafford
01/09/19	7:00 pm	* FLORIDA	SEC Network	51-57 L	17160	10-4 1-1	(30)Mason Jones	(12)Daniel Gafford
01/12/19	5:00 pm	* LSU	SEC Network	(ot) 88-94 L	17361	10-5 1-2	(32)Daniel Gafford	(7)Daniel Gafford
01/15/19	6:00 pm	* at #3 Tennessee	ESPN2	87-106 L	19282	10-6 1-3	(23)Isaiah Joe	(7)Daniel Gafford (7)Mason Jones
01/19/19	Noon	* at #18 Ole Miss	SEC Network					
01/23/19	8:00 pm	* MISSOURI	SEC Network					
01/26/19	5:00 pm	% at Texas Tech	ESPN/ESPN2					
01/29/19	6:00 pm	* GEORGIA	ESPNU					
02/02/19	5:00 pm	* at LSU	SEC Network					
02/05/19	8:00 pm	* VANDERBILT	SEC Network					
02/09/19	2:30 pm	* at South Carolina	SEC Network					
02/12/19	8:00 pm	* at Missouri	ESPN/ESPN2/ESPNU					
02/16/19	7:30 pm	* MISSISSIPPI STATE	SEC Network					
02/20/19	7:30 pm	* at Auburn	SEC Network					
02/23/19	7:30 pm	* TEXAS A&M	SEC Network					
02/26/19	8:00 pm	* at Kentucky	ESPN/ESPN2/SEC					
03/02/19	Noon	* OLE MISS	SEC Network					
03/06/19	7:30 pm	* at Vanderbilt	SEC Network					
03/09/19	5:00 pm	* ALABAMA	SEC Network					
03/13-17/19		^ SEC Tournament	TBD					

Home Games in CAPS | * - Conference game | # - ESPN Armed Forces Classic (Fort Bliss - El Paso, Texas) | + = Hardwood Classic
! - at Verizon Arena (North Little Rock, Ark.) | % - Big 12/SEC Challenge | ^ - SEC Tournament (Nashville, Tenn. - Bridgestone Arena)

ATTENDANCE SUMMARY	GAMES	TOTALS	AVG/GAME
HOME	11	166871	15170
AWAY	2	13287	6644
NEUTRAL	2	15128	7564
TOTAL	15	195286	13019

ARKANSAS RAZORBACKS

2018-19 SEASON STATISTICS • ALL GAMES

RECORD:	OVERALL	HOME	AWAY	NEUTRAL
ALL GAMES	10-6	7-4	2-1	1-1
CONFERENCE	1-3	0-2	1-1	0-0
NON-CONFERENCE	9-3	7-2	1-0	1-1

##	Player	GP	GS	Min	Avg	• TOTAL •			• 3-PTS •			• REBOUNDS •				PF	FO	A	TO	Blk	Stl	Pts	Avg			
						FG	FGA	Pct	3FG	FGA	Pct	FT	FTA	Pct	Off									Def	Tot	Avg
10	Daniel Gafford	16	16	455	28.4	106	161	.658	0	0	.000	60	104	.577	48	101	149	9.3	46	2	12	41	33	17	272	17.0
13	Mason Jones	16	16	489	30.6	69	159	.434	38	101	.376	64	78	.821	12	69	81	5.1	38	1	52	33	2	15	240	15.0
01	Isaiah Joe	16	16	467	29.2	73	172	.424	58	131	.443	31	43	.721	11	31	42	2.6	31	0	28	22	1	25	235	14.7
05	Jalen Harris	16	16	491	30.7	45	123	.366	5	38	.132	43	63	.683	7	35	42	2.6	32	0	103	26	1	16	138	8.6
02	Adrio Bailey	16	15	328	20.5	42	94	.447	1	5	.200	22	38	.579	15	45	60	3.8	44	2	14	16	15	12	107	6.7
35	Reggie Chaney	16	1	269	16.8	48	83	.578	0	0	.000	5	16	.313	21	47	68	4.3	42	1	9	24	26	11	101	6.3
00	Desi Sills	16	0	257	16.1	24	54	.444	10	29	.345	12	20	.600	5	14	19	1.2	33	0	31	23	0	9	70	4.4
11	K. Embery-Simpson	16	0	225	14.1	21	70	.300	11	45	.244	8	13	.615	4	16	20	1.3	21	0	13	10	2	14	61	3.8
22	Gabe Osabuohien	16	0	201	12.6	13	47	.277	2	13	.154	14	32	.438	26	26	52	3.3	47	3	16	17	7	8	42	2.6
25	Jordan Phillips	7	0	38	5.4	3	20	.150	0	6	.000	4	4	1.000	1	4	5	0.7	6	0	1	2	0	1	10	1.4
24	Ethan Henderson	6	0	22	3.7	2	2	1.000	0	0	.000	1	3	.333	2	4	6	1.0	3	0	1	3	1	3	5	0.8
15	Jonathan Holmes	3	0	7	2.3	0	5	.000	0	3	.000	0	0	.000	0	0	0	0.0	1	0	0	0	0	0	0	0.0
12	Ty Stevens	1	0	1	1.0	0	0	.000	0	0	.000	0	0	.000	0	0	0	0.0	0	0	0	0	0	0	0	0.0
TM	TEAM.....														31	35	66	4.1	1		2				0	
	ARKANSAS.....	16				446	990	.451	125	371	.337	264	414	.638	183	427	610	38.1	345	9	280	219	88	131	1281	80.1
	Opponents.....	16				387	965	.401	129	413	.312	268	385	.696	204	422	626	39.1	373	-	204	258	46	92	1171	73.2

SCORE BY PERIODS:	1st	2nd	OT	Total
Arkansas	598	668	15	1281
Opponents	554	594	23	1171

DEADBALL REBOUNDS:	OFF	DEF	TOTAL
Arkansas	75	18	93
Opponents	46	14	60

ARKANSAS RAZORBACKS

2018-19 STATISTICS • SEC GAMES ONLY

RECORD:	OVERALL	HOME	AWAY	NEUTRAL
ALL GAMES	1-3	0-2	1-1	0-0

##	Player	GP	GS	Min	Avg	• TOTAL •			• 3-PTS •			• REBOUNDS •				PF	FO	A	TO	Blk	St	Pts	Avg			
						FG	FGA	Pct	3FG	FGA	Pct	FT	FTA	Pct	Off									Def	Tot	Avg
13	Mason Jones	4	4	129	32.2	23	50	.460	11	33	.333	22	25	.880	3	17	20	5.0	8	0	13	11	1	2	79	19.8
10	Daniel Gafford	4	4	109	27.3	26	40	.650	0	0	.000	10	21	.476	15	22	37	9.3	17	1	2	7	3	3	62	15.5
01	Isaiah Joe	4	4	126	31.5	14	38	.368	12	30	.400	5	9	.556	4	10	14	3.5	9	0	6	6	1	5	45	11.3
05	Jalen Harris	4	4	131	32.8	10	28	.357	2	11	.182	8	19	.421	1	7	8	2.0	6	0	23	12	0	1	30	7.5
35	Reggie Chaney	4	0	63	15.8	12	21	.571	0	0	.000	1	3	.333	6	9	15	3.8	13	1	2	4	5	4	25	6.3
02	Adrio Bailey	4	4	86	21.5	10	31	.323	0	0	.000	4	7	.571	5	10	15	3.8	9	1	3	5	2	2	24	6.0
00	Desi Sills	4	0	64	16.0	6	17	.353	3	10	.300	1	3	.333	1	1	2	0.5	8	0	7	5	0	0	16	4.0
22	Gabe Osabuohien	4	0	54	13.5	3	9	.333	0	4	.000	5	11	.455	6	10	16	4.0	17	2	2	5	2	2	11	2.8
24	Ethan Henderson	1	0	4	4.0	1	1	1.000	0	0	.000	0	0	.000	1	0	1	1.0	0	0	0	0	0	2	2	2.0
11	K. Embery-Simpson	4	0	57	14.3	2	17	.118	1	12	.083	0	0	.000	1	4	5	1.3	6	0	5	2	0	5	5	1.3
25	Jordan Phillips	1	0	2	2.0	0	1	1.000	0	1	1.000	0	0	.000	0	0	0	0.0	0	0	0	0	0	0	0	0.0
TM	TEAM.....														11	9	20	5.0	1		2				0	
	RAZORBACKS.....	4				107	253	.423	29	101	.287	56	98	.571	54	99	153	38.2	94	5	63	59	14	26	299	74.8
	Opponents.....	4				106	240	.442	32	93	.344	84	105	.800	45	106	151	37.8	92	-	57	56	14	22	328	82.0

SCORE BY PERIODS:	1st	2nd	Total
Arkansas	130	162	292
Opponents	169	146	315

DEADBALL REBOUNDS:	OFF	DEF	TOTAL
Arkansas	26	3	29
Opponents	8	2	10

2018-19 RAZORBACK GAME-BY-GAME STATISTICS

Opponent	Date	Score	W/L	• TOTAL •			• 3-PTRS •						• REBOUNDS •				PF					Pts	Avg
				FG	FGA	Pct	3FG	FGA	Pct	FT	FTA	Pct	Off	Def	Tot	Avg		A	TO	Blk	Stl		
vs Texas	11/09/18	71-73	Lot	25	61	.410	8	22	.364	13	24	.542	10	36	46	46.0	23	8	18	5	6	71	71.0
UC DAVIS	11/12/18	81-58	W	23	49	.469	8	20	.400	27	41	.659	5	26	31	38.5	21	14	15	6	10	81	76.0
INDIANA	11/18/18	73-72	W	28	64	.438	6	23	.261	11	19	.579	9	23	32	36.3	16	20	12	7	8	73	75.0
MONTANA STATE	11/21/18	90-68	W	37	70	.529	11	35	.314	5	10	.500	10	24	34	35.8	25	29	14	4	13	90	78.8
UT ARLINGTON	11/23/18	78-60	W	21	55	.382	2	16	.125	34	46	.739	14	32	46	37.8	25	15	16	4	7	78	78.6
FIU	12/01/18	121-89	W	42	69	.609	13	25	.520	24	39	.615	10	40	50	39.8	28	27	14	11	11	121	85.7
at Colorado State	12/05/18	98-74	W	38	73	.521	14	28	.500	8	14	.571	15	31	46	40.7	22	28	7	9	8	98	87.4
WESTERN KENTUCKY	12/08/18	77-78	L	30	69	.435	8	25	.320	9	16	.563	9	25	34	39.9	13	10	7	4	6	77	86.1
vs UTSA	12/15/18	79-67	W	23	55	.418	6	16	.375	27	34	.794	11	28	39	39.8	20	17	15	8	7	79	85.3
GEORGIA TECH	12/19/18	65-69	L	24	63	.381	10	32	.313	7	9	.778	13	18	31	38.9	17	16	16	6	7	65	83.3
TEXAS STATE	12/22/18	73-70	W	21	47	.447	3	11	.273	28	40	.700	9	25	34	38.5	20	12	15	5	8	73	82.4
AUSTIN PEAY	12/28/18	76-65	W	27	62	.435	7	17	.412	15	24	.625	14	20	34	38.1	21	21	11	5	14	76	81.8
at Texas A&M	01/05/19	73-71	W	26	70	.371	10	33	.303	11	22	.500	17	30	47	38.8	22	16	8	3	3	73	81.2
FLORIDA	01/09/19	51-57	L	15	50	.300	6	26	.231	15	26	.577	10	32	42	39.0	20	10	16	5	5	51	79.0
LSU	01/12/19	88-94	Lot	34	66	.515	3	16	.188	17	28	.607	11	20	31	38.5	24	21	16	5	9	88	79.6
at Tennessee	01/15/19	87-106	L	32	67	.478	10	26	.385	13	22	.591	16	17	33	38.1	28	16	19	1	9	87	80.1
Arkansas		1281		446	990	.451	125	371	.337	264	414	.638	183	427	610	38.1	345	280	219	88	131	1281	80.1
Opponents		1171		387	965	.401	129	413	.312	268	385	.696	204	422	626	39.1	373	204	258	46	92	1171	73.2

Assists/game: 17.5

Turnovers/game: 13.7

Assist/turnover ratio: 1.3

Steals/game: 8.2

Blocks/game: 5.5

2018-19 OPPONENT GAME-BY-GAME STATISTICS

Opponent	Date	Score	W/L	• TOTAL •			• 3-PTRS •						• REBOUNDS •				PF	A	TO	Blk	Stl	Pts	Avg
				FG	FGA	Pct	3FG	FGA	Pct	FT	FTA	Pct	Off	Def	Tot	Avg							
vs Texas	11/09/18	71-73	Lot	21	67	.313	10	31	.323	21	30	.700	16	32	48	48.0	25	10	14	5	8	73	73.0
UC DAVIS	11/12/18	81-58	W	18	56	.321	7	29	.241	15	18	.833	11	25	36	42.0	32	11	24	0	3	58	65.5
INDIANA	11/18/18	73-72	W	27	58	.466	8	20	.400	10	15	.667	8	32	40	41.3	20	13	18	1	4	72	67.7
MONTANA STATE	11/21/18	90-68	W	21	59	.356	11	34	.324	15	24	.625	18	22	40	41.0	17	12	24	0	5	68	67.8
UT ARLINGTON	11/23/18	78-60	W	18	55	.327	6	27	.222	18	27	.667	9	27	36	40.0	34	7	19	2	8	60	66.2
FIU	12/01/18	121-89	W	31	83	.373	6	37	.162	21	34	.618	20	23	43	40.5	27	16	14	2	8	89	70.0
at Colorado State	12/05/18	98-74	W	21	54	.389	11	23	.478	21	30	.700	8	24	32	39.3	15	16	9	1	4	74	70.6
WESTERN KENTUCKY	12/08/18	77-78	L	29	58	.500	9	22	.409	11	17	.647	8	29	37	39.0	15	18	14	8	4	78	71.5
vs UTSA	12/15/18	79-67	W	21	61	.344	8	29	.276	17	24	.708	14	22	36	38.7	29	8	12	3	7	67	71.0
GEORGIA TECH	12/19/18	65-69	L	25	55	.455	5	17	.294	14	20	.700	15	28	43	39.1	16	14	20	6	8	69	70.8
TEXAS STATE	12/22/18	73-70	W	25	60	.417	12	26	.462	8	21	.381	17	25	42	39.4	29	11	16	0	7	70	70.7
AUSTIN PEAY	12/28/18	76-65	W	24	59	.407	4	25	.160	13	20	.650	15	27	42	39.6	22	11	18	4	4	65	70.2
at Texas A&M	01/05/19	73-71	W	25	61	.410	5	24	.208	16	25	.640	11	31	42	39.8	22	14	8	6	2	71	70.3
FLORIDA	01/09/19	51-57	L	18	58	.310	6	26	.231	15	19	.789	10	29	39	39.7	25	9	12	2	4	57	69.4
LSU	01/12/19	88-94	Lot	33	64	.516	10	25	.400	18	22	.818	12	24	36	39.5	28	15	19	3	7	94	71.0
at Tennessee	01/15/19	87-106	L	30	57	.526	11	18	.611	35	39	.897	12	22	34	39.1	17	19	17	3	9	106	73.2
Opponents		1171		387	965	.401	129	413	.312	268	385	.696	204	422	626	39.1	373	204	258	46	92	1171	73.2
Arkansas		1281		446	990	.451	125	371	.337	264	414	.638	183	427	610	38.1	345	280	219	88	131	1281	80.1

Assists/game: 12.8

Turnovers/game: 16.1

Assist/turnover ratio: 0.8

Steals/game: 5.8

Blocks/game: 2.9

ARKANSAS RAZORBACKS

2018-19 GAME-BY-GAME POINTS-ASSISTS-REBOUNDS

				00	01	02	05	10	11	12	13	15	22	24	35
Opponent	Date	Score	WL	SILLS	JOE	BAILEY	HARRIS	GAFFORD	EMBERY-SIMPSON	STEVENS	JONES	HOLMES	OSABUOHIE	HENDERSON	CHANEY
vs TEX	11/09/18	71-73	LOT	3-1-0	17-2-0	8-5-1	11-5-4	20-12-0	0-2-0	DNP	11-6-3	DNP	1-3-0	DNP	0-5-0
UCD	11/12/18	81-58	W	2-1-0	14-5-2	20-4-2	2-2-4	12-4-2	7-0-1	DNP	21-8-2	DNP	0-5-1	0-0-0	3-1-0
IND	11/18/18	73-72	W	2-1-2	13-2-3	4-1-1	5-2-4	27-12-0	2-2-1	DNP	11-5-7	DNP	5-0-2	DNP	4-3-0
MSU	11/21/18	90-68	W	5-1-5	10-3-5	10-3-2	11-2-11	16-7-0	6-0-1	0-0-0	18-3-3	0-0-0	6-2-1	0-2-0	8-5-1
UTA	11/23/18	78-60	W	3-1-2	10-3-3	14-5-1	14-3-6	21-5-0	2-3-0	DNP	4-5-0	0-0-0	0-2-2	0-2-1	8-8-0
FIU	12/01/18	121-89	W	7-3-6	34-1-3	10-5-1	9-3-10	23-12-0	7-3-3	DNP	19-10-3	0-0-0	3-5-1	3-1-0	2-0-0
at CSU	12/05/18	98-74	W	8-1-2	14-2-1	10-8-3	8-5-12	12-9-3	14-2-2	DNP	16-4-4	DNP	5-5-0	0-0-0	11-8-0
WKU	12/08/18	77-78	L	9-2-0	19-3-1	0-5-0	13-4-7	17-9-1	0-0-0	DNP	15-3-1	DNP	0-1-0	DNP	4-4-0
vs UTSA	12/15/18	79-67	W	9-1-0	21-1-0	2-3-0	11-2-10	13-14-0	2-0-0	DNP	6-4-3	DNP	4-4-0	DNP	11-5-4
GT	12/19/18	65-69	L	6-2-0	13-3-3	0-2-0	7-3-4	14-8-3	0-0-0	DNP	17-6-5	DNP	2-2-0	DNP	6-4-1
TXST	12/22/18	73-70	W	0-0-2	10-3-0	0-3-0	10-0-1	19-10-1	2-2-0	DNP	21-4-4	DNP	4-5-4	DNP	7-6-0
APSU	12/28/18	76-65	W	0-3-5	15-0-1	5-1-0	7-3-7	16-10-0	14-1-0	DNP	2-3-4	DNP	1-2-3	DNP	12-4-1
at TAMU	01/05/19	73-71	W	14-1-1	11-2-1	5-5-0	15-3-9	11-11-1	0-2-0	DNP	9-5-3	DNP	6-7-1	DNP	2-3-0
UF	01/09/19	51-57	L	0-0-0	6-3-3	4-5-0	2-1-3	9-12-1	0-3-0	DNP	30-2-3	DNP	0-8-0	DNP	0-1-0
LSU	01/12/19	88-94	LOT	0-1-5	5-5-2	8-3-3	7-1-6	32-7-0	2-0-2	DNP	22-6-1	DNP	0-0-1	DNP	12-5-1
at UT	01/15/19	87-106	L	2-0-1	23-4-0	7-2-0	6-3-5	10-7-0	3-0-3	DNP	18-7-6	DNP	5-1-0	2-1-0	11-6-1

ARKANSAS RAZORBACKS

2018-19 STARTING LINEUPS

Date	Opponent	GUARD	GUARD	GUARD	FORWARD	FORWARD	1st SUB	Outcome
Nov. 09	vs. Texas	Joe	Harris	Jones	Bailey	Gafford	Gabe	L, 71-73 ot
Nov. 12	UC Davis	Joe	Harris	Jones	Bailey	Gafford	Gabe/Desi	W, 81-58
Nov. 18	Indiana	Joe	Harris	Jones	Bailey	Gafford	Gabe	W, 73-72
Nov. 21	Montana State	Joe	Harris	Jones	Bailey	Gafford	Gabe	W, 90-68
Nov. 23	UT Arlington	Joe	Harris	Jones	Bailey	Gafford	Desi	W, 78-60
Dec. 01	FIU	Joe	Harris	Jones	Bailey	Gafford	Gabe/Desi	W, 121-89
Dec. 05	at Colorado State	Joe	Harris	Jones	Bailey	Gafford	Gabe	W, 98-74
Dec. 08	Western Kentucky	Joe	Harris	Jones	Bailey	Gafford	Gabe/Desi	L, 77-78
Dec. 15	vs. UTSA	Joe	Harris	Jones	Bailey	Gafford	Gabe/Desi	W, 79-67
Dec. 19	Georgia Tech	Joe	Harris	Jones	Bailey	Gafford	Reggie/Desi	L, 65-69
Dec. 22	Texas State	Joe	Harris	Jones	Chaney	Gafford	Gabe/Desi	W, 73-70
Dec. 28	vs. Austin Peay	Joe	Harris	Jones	Bailey	Gafford	Gabe/Desi	W, 76-65
Jan. 05	at Texas A&M	Joe	Harris	Jones	Bailey	Gafford	Gabe/Desi	W, 73-71
Jan. 09	Florida	Joe	Harris	Jones	Bailey	Gafford	Gabe	L, 51-57
Jan. 12	LSU	Joe	Harris	Jones	Bailey	Gafford	Gabe/Reggie	L, 88-94 ot
Jan. 15	at Tennessee	Joe	Harris	Jones	Bailey	Gafford	Desi/Reggie	L, 87-106

RECORD BY LINEUP:

Joe	Harris	Jones	Bailey	Gafford	9-6
Joe	Harris	Jones	Chaney	Gafford	1-0

ARKANSAS RAZORBACKS

2018-19 SPECIALTY STATS (ARKANSAS/OPPONENT)

Opponent	Pts in Paint	Pts Off TO	2nd Chance	Fast Break	Bench	Ties	Lead Chng	Ark Largest Lead	Opp Largest Lead	Ark Led	Opp Led	Gm Tied
vs. Texas	20 / 20	14 / 13	6 / 10	2 / 2	4 / 25	6	10	8 15:02 1st	12 09:59 1st	14:56	26:52	3:12
UC Davis	26 / 18	26 / 8	5 / 11	4 / 3	12 / 17	0	0	24 00:10 2nd	--	39:02	--	0:58
Indiana	38 / 30	14 / 13	3 / 13	6 / 4	13 / 14	8	9	10 17:10 2nd	5 13:20 1st	26:13	8:31	5:16
Montana St.	46 / 16	29 / 9	7 / 20	20 / 3	25 / 9	0	0	29 04:56 2nd	--	39:55	--	0:05
UT Arlington	32 / 22	25 / 8	14 / 7	6 / 2	15 / 21	0	1	18 04:20 2nd	1 19:26 1st	38:47	0:49	0:24
FIU	52 / 50	15 / 21	12 / 21	18 / 18	26 / 29	0	0	35 00:18 2nd	--	39:52	--	0:08
at Colorado St.	40 / 20	16 / 10	22 / 5	17 / 14	38 / 7	0	0	26 01:22 2nd	--	38:57	--	0:34
Western Ky.	42 / 34	6 / 17	4 / 11	8 / 12	9 / 13	4	5	9 16:47 1st	8 12:43 2nd	23:30	15:31	0:59
vs. UTSA	30 / 24	17 / 16	11 / 9	15 / 5	26 / 12	4	6	12 00:12 2nd	5 15:45 1st	23:33	14:11	2:16
Georgia Tech	30 / 26	23 / 13	3 / 15	11 / 11	10 / 14	5	11	5 13:29 2nd	11 14:37 1st	11:45	23:28	4:37
Texas State	28 / 18	19 / 19	2 / 21	8 / 2	6 / 19	2	1	10 03:38 2nd	13 11:32 1st	26:59	11:59	1:01
Austin Peay	38 / 24	21 / 5	14 / 7	13 / 6	31 / 29	10	16	11 04:15 2nd	4 11:26 1st	18:26	13:46	7:20
at Texas A&M	26 / 38	10 / 6	18 / 16	5 / 8	22 / 13	11	16	8 14:09 1st	3 03:31 1st	23:19	7:00	9:41
Florida	18 / 18	12 / 7	2 / 5	2 / 2	0 / 10	1	1	4 18:06 1st	16 02:35 2nd	4:04	32:48	3:08
LSU	54 / 44	17 / 23	16 / 15	11 / 10	14 / 14	6	2	2 04:41 OT	13 17:17 2nd	0:30	40:11	4:19
at Tenn.	42 / 32	20 / 35	19 / 15	6 / 11	23 / 50	0	0	--	30 07:51 2nd	--	39:43	0:17

ARKANSAS RAZORBACKS

2018-19 GAME HIGHS IN...

Opponent	DATE	SCORE	RESULT	POINTS	REBOUNDS	ASSISTS	STEALS	BLOCKED SHOTS
vs Texas	11/09/18	71-73	LOT	20-Daniel Gafford	12-Daniel Gafford	4-Jalen Harris	3-Jalen Harris	2-Daniel Gafford
UC DAVIS	11/12/18	81-58	W	21-Mason Jones	8-Mason Jones	4-Jalen Harris	3-Isaiah Joe	4-Daniel Gafford
INDIANA	11/18/18	73-72	W	27-Daniel Gafford	12-Daniel Gafford	7-Mason Jones	2-Daniel Gafford	3-Reggie Chaney Daniel Gafford
MONTANA STATE	11/21/18	90-68	W	18-Mason Jones	7-Daniel Gafford	11-Jalen Harris	5-Isaiah Joe	1-Ethan Henderson Reggie Chaney Adrio Bailey Daniel Gafford
UT ARLINGTON	11/23/18	78-60	W	21-Daniel Gafford	8-Reggie Chaney	6-Jalen Harris	3-Adrio Bailey	2-Adrio Bailey
FIU	12/01/18	121-89	W	34-Isaiah Joe	12-Daniel Gafford	10-Jalen Harris	3-K. Embery-Simpson	4-Adrio Bailey Daniel Gafford
at Colorado State	12/05/18	98-74	W	16-Mason Jones	9-Daniel Gafford	12-Jalen Harris	4-Jalen Harris	3-Daniel Gafford Reggie Chaney
WESTERN KENTUCKY	12/08/18	77-78	L	19-Isaiah Joe	9-Daniel Gafford	7-Jalen Harris	2-Jalen Harris	2-Daniel Gafford
vs UTSA	12/15/18	79-67	W	21-Isaiah Joe	14-Daniel Gafford	10-Jalen Harris	4-Reggie Chaney	3-Reggie Chaney
GEORGIA TECH	12/19/18	65-69	L	17-Mason Jones	8-Daniel Gafford	5-Mason Jones	2-Mason Jones	3-Reggie Chaney Daniel Gafford
TEXAS STATE	12/22/18	73-70	W	21-Mason Jones	10-Daniel Gafford	4-Mason Jones Gabe Osabuohien	3-Isaiah Joe Mason Jones	2-Reggie Chaney Daniel Gafford
AUSTIN PEAY	12/28/18	76-65	W	16-Daniel Gafford	10-Daniel Gafford	7-Jalen Harris	5-Isaiah Joe	4-Daniel Gafford
at Texas A&M	01/05/19	73-71	W	15-Jalen Harris	11-Daniel Gafford	9-Jalen Harris	1-Gabe Osabuohien K. Embery-Simpson Isaiah Joe	1-Reggie Chaney Daniel Gafford Gabe Osabuohien
FLORIDA	01/09/19	51-57	L	30-Mason Jones	12-Daniel Gafford	3-Mason Jones Isaiah Joe Jalen Harris	2-Adrio Bailey	1-Isaiah Joe Adrio Bailey Reggie Chaney Mason Jones Gabe Osabuohien
LSU	01/12/19	88-94	LOT	32-Daniel Gafford	7-Daniel Gafford	6-Jalen Harris	4-Reggie Chaney	2-Daniel Gafford Reggie Chaney
at Tennessee	01/15/19	87-106	L	23-Isaiah Joe	7-Mason Jones Daniel Gafford	6-Mason Jones	2-Isaiah Joe Daniel Gafford Ethan Henderson	1-Reggie Chaney

GAME 1 Arkansas vs. Texas

Nov. 9, 2018 • Armed Forces Classic • Fort Bliss - El Paso, Texas • ESPN

Arkansas 71 • 0-1

#	Player	Total		3-Ptr		Rebounds			PF	TP	A TO Blk Stl				Min
		FG-FGA	FG-FGA	FT-FTA	Off Def Tot	PF	TP	A TO Blk Stl							
02	Adrio Bailey	f	4-5	0-1	0-2	0	5	5	3	8	1	1	1	1	35
10	Daniel Gafford	f	8-15	0-0	4-9	2	10	12	3	20	0	6	2	1	33
01	Isaiah Joe	g	6-10	5-8	0-0	0	2	2	4	17	0	1	0	0	34
05	Jalen Harris	g	3-12	0-5	5-6	3	2	5	2	11	4	2	0	3	39
13	Mason Jones	g	3-10	2-6	3-4	0	6	6	4	11	3	4	1	0	37
00	Desi Sills		1-2	1-1	0-0	0	1	1	2	3	0	0	0	0	16
11	K. Embery-Simpson		0-2	0-0	0-1	1	1	2	0	0	0	0	0	0	9
22	Gabe Osabuohien		0-4	0-1	1-2	2	1	3	1	1	0	1	1	0	11
35	Reggie Chaney		0-1	0-0	0-0	2	3	5	4	0	0	3	0	1	11
Team						0	5	5							
Totals			25-61	8-22	13-24	10	36	46	23	71	8	18	5	6	225
FG % 1st Half:		12-30	40.0%	2nd half:	11-24	45.8%	OT:	2-7	28.6%	Game:	25-61	41.0%	Deadball		
3FG % 1st Half:		4-9	44.4%	2nd half:	3-9	33.3%	OT:	1-4	25.0%	Game:	8-22	36.4%	Rebounds		
FT % 1st Half:		2-5	40.0%	2nd half:	8-13	61.5%	OT:	3-6	50.0%	Game:	13-24	54.2%	5		

Texas 73 • 1-0

#	Player	Total		3-Ptr		Rebounds			PF	TP	A TO Blk Stl				Min
		FG-FGA	FG-FGA	FT-FTA	Off Def Tot	PF	TP	A TO Blk Stl							
20	Jericho Sims	f	4-7	0-0	6-10	2	3	5	5	14	0	4	2	0	36
21	Dylan Osetkowski	f	2-9	1-4	6-10	6	7	13	4	11	1	6	0	3	39
02	Matt Coleman III	g	0-8	0-3	2-2	0	0	0	5	2	4	1	0	1	29
12	Kerwin Roach II	g	6-18	4-11	2-2	1	10	11	2	18	2	2	0	1	39
13	Jase Febres	g	1-6	1-5	0-0	1	0	1	0	3	0	0	0	1	21
03	Courtney Ramey		4-6	2-3	0-0	0	3	3	4	10	2	0	0	0	16
10	Jaxson Hayes		1-2	0-0	0-0	4	4	8	3	2	0	1	2	0	16
33	Kamaka Hepa		1-2	1-1	0-0	0	1	1	0	3	0	0	0	1	5
55	Elijah Mitrou-Long		2-9	1-4	5-6	0	2	2	2	10	1	0	1	1	24
Team						2	2	4							
Totals			21-67	10-31	21-30	16	32	48	25	73	10	14	5	8	225
FG % 1st Half:		13-34	38.2%	2nd half:	5-26	19.2%	OT:	3-7	42.9%	Game:	21-67	31.3%	Deadball		
3FG % 1st Half:		7-19	36.8%	2nd half:	3-10	30.0%	OT:	0-2	0.0%	Game:	10-31	32.3%	Rebounds		
FT % 1st Half:		3-4	75.0%	2nd half:	14-20	70.0%	OT:	4-6	66.7%	Game:	21-30	70.0%	3		

Officials: Jerry Pollard, Kip Kissingner, Keith Kimble
Technical fouls: Arkansas-None. Texas-None.
Attendance: 1400
2:10 in 1st half - Flagrant 1 foul on #3 (Texas) Ramey

Score by periods	1st	2nd	OT	Total
Arkansas	30	33	8	71
Texas	36	27	10	73

GAME 3 Arkansas vs. Indiana

Nov. 18, 2018 • Hardwood Showcase • Fayetteville, Ark. - Bud Walton Arena • ESPN

Indiana 72 • 3-1

#	Player	Total		3-Ptr		Rebounds			PF	TP	A TO Blk Stl				Min
		FG-FGA	FG-FGA	FT-FTA	Off Def Tot	PF	TP	A TO Blk Stl							
03	SMITH,JUSTIN	f	1-6	0-2	1-4	0	0	0	2	3	0	2	0	0	15
13	MORGAN,JUWAN	f	6-8	2-3	1-2	3	4	7	4	15	2	2	0	0	23
00	LANGFORD,ROMEO	g	6-15	2-5	8-9	2	8	10	3	22	5	4	1	1	38
01	DURHAM,ALJAMI	g	4-9	3-4	0-0	1	2	3	3	11	3	5	0	0	36
10	PHINISEE,ROB	g	3-7	1-3	0-0	0	2	2	4	7	1	0	0	0	21
20	DAVIS,DE'RON		5-6	0-0	0-0	1	4	5	2	10	1	3	0	1	23
23	ANDERSON,DAMEZI		2-5	0-2	0-0	0	3	3	2	4	1	1	0	1	26
55	FITZNER,EVAN		0-2	0-1	0-0	0	5	5	0	0	0	0	0	1	18
Team						1	4	5							
Totals			27-58	8-20	10-15	8	32	40	20	72	13	18	1	4	200
FG % 1st Half:		13-28	46.4%	2nd half:	14-30	46.7%	Game:	27-58	46.6%	Deadball			Rebound		
3FG % 1st Half:		3-9	33.3%	2nd half:	5-11	45.5%	Game:	8-20	40.0%						
FT % 1st Half:		6-10	60.0%	2nd half:	4-5	80.0%	Game:	10-15	66.7%						

Arkansas 73 • 2-1

#	Player	Total		3-Ptr		Rebounds			PF	TP	A TO Blk Stl				Min
		FG-FGA	FG-FGA	FT-FTA	Off Def Tot	PF	TP	A TO Blk Stl							
02	Adrio Bailey	f	2-7	0-1	0-0	0	1	1	3	4	1	0	0	1	25
10	Daniel Gafford	f	12-15	0-0	3-8	5	7	12	2	27	0	3	3	2	31
01	Isaiah Joe	g	5-15	3-11	0-0	0	2	2	0	13	3	1	0	1	33
05	Jalen Harris	g	1-5	1-3	2-2	0	2	2	3	5	4	2	0	1	25
13	Mason Jones	g	3-8	1-4	4-6	0	5	5	2	11	7	0	0	1	38
00	Desi Sills		0-2	0-1	2-2	0	1	1	1	2	2	1	0	1	11
11	K. Embery-Simpson		1-5	0-2	0-0	0	2	2	3	2	1	0	1	0	14
22	Gabe Osabuohien		2-3	1-1	0-0	0	0	0	2	5	2	4	0	1	10
35	Reggie Chaney		2-4	0-0	0-1	1	2	3	0	4	0	1	3	0	13
Team						3	1	4							
Totals			28-64	6-23	11-19	9	23	32	16	73	20	12	7	8	200
FG % 1st Half:		14-31	45.2%	2nd half:	14-33	42.4%	Game:	28-64	43.8%	Deadball			Rebound		
3FG % 1st Half:		4-10	40.0%	2nd half:	2-13	15.4%	Game:	6-23	26.1%						
FT % 1st Half:		6-10	60.0%	2nd half:	5-9	55.6%	Game:	11-19	57.9%						

Officials: Joe Lindsay, Keith Kimble, Gerald Williams
Technical fouls: Indiana-None. Arkansas-None.
Attendance: 17456
Tickets Scanned: 12,979

Score by periods	1st	2nd	Total
Indiana	35	37	72
Arkansas	38	35	73

GAME 2 Arkansas vs. UC Davis

Nov. 12, 2018 • Hardwood Showcase • Fayetteville, Ark. - Bud Walton Arena • SEC+

UC Davis 58 • 0-3

#	Player	Total		3-Ptr		Rebounds			PF	TP	A TO Blk Stl				Min
		FG-FGA	FG-FGA	FT-FTA	Off Def Tot	PF	TP	A TO Blk Stl							
25	John, AJ	f	1-7	1-6	0-0	0	1	1	5	3	1	0	0	1	21
44	Goode, Garrison	f	3-4	0-0	0-0	2	3	5	3	6	0	2	0	0	32
00	Shorts II, TJ	g	5-12	0-2	4-4	3	5	8	2	14	4	7	0	0	35
05	Schneider, Siler	g	3-9	2-6	0-0	1	1	2	5	8	4	5	0	1	30
22	Mooney, Joe	g	2-6	2-6	4-6	0	1	1	4	10	1	4	0	0	19
01	Squire, Damion		0-0	0-0	0-0	0	0	0	2	0	0	3	0	0	4
02	Gonzalez, Stefan		2-10	2-9	3-4	0	6	6	3	9	1	3	0	0	27
11	Fuller, Caleb		0-2	0-0	0-0	0	1	1	0	0	0	0	0	0	6
13	Neufeld, Matt		2-5	0-0	2-2	2	4	6	3	6	0	0	0	0	17
21	Russell, Colin		0-1	0-0	0-0	0	1	1	1	0	0	0	0	0	5
23	Printup, Rogers		0-0	0-0	2-2	1	0	1	3	2	0	0	0	1	4
Team						2	2	4							
Totals			18-56	7-29	15-18	11	25	36	32	58	11	24	0	3	200
FG % 1st Half:		11-28	39.3%	2nd half:	7-28	25.0%	Game:	18-56	32.1%	Deadball			Rebounds		
3FG % 1st Half:		4-12	33.3%	2nd half:	3-17	17.6%	Game:	7-29	24.1%						
FT % 1st Half:		4-4	100.0%	2nd half:	11-14	78.6%	Game:	15-18	83.3%						

Arkansas 81 • 1-1

#	Player		Total		3-Ptr		Rebounds					PF	TP	A TO Blk Stl				Min
			FG-FGA	FG-FGA	FT-FTA	Off	Def	Tot	A	TO	Blk			Stl				
02	Adrio Bailey	f	5-8	1-2	9-11	0	4	4	2	20	2	0	0	2	26			
10	Daniel Gafford	f	3-3	0-0	6-9	0	4	4	2	12	2	6	4	0	28			
01	Isaiah Joe	g	4-7	2-5	4-6	1	4	5	1	14	2	3	0	3	27			
13	Jalen Harris	g	1-6	0-1	0-0	0	2	2	2	4	0	0	1	28				
03	Mason Jones	g	6-10	4-7	5-7	1	7	8	1	21	2	2	0	1	31			
00	Desi Sills		1-2	0-0	0-0	0	1	1	4	2	0	2	0	0	15			
11	K. Embery-Simpson		2-6	1-4	2-2	0	0	0	1	7	1	0	0	2	18			
22	Gabe Osabuohien		0-3	0-1	0-2	2	3	5	4	0	1	0	1	1	14			
24	Ethan Henderson		0-0	0-0	0-0	0	0	0	1	0	0	1	0	0	2			
35	Reggie Chaney		1-4	0-0	1-4	1	0	1	3	3	0	1	1	0	11			
	Team					0	1	1										
Totals			23-49	8-20	27-41	5	26	31	21	81	14	15	6	10	200			
FG % 1st Half: 13-28			46.4%	2nd half: 10-21	47.6%	Game: 23-49		46.9%	Deadball Rebounds: 8.3									
3FG % 1st Half: 5-13			38.5%	2nd half: 3-7	42.9%	Game: 8-20		40.0%										
FT % 1st Half: 6-14			42.9%	2nd half: 21-27	77.8%	Game: 27-41		65.9%										

GAME 5 Arkansas vs. UT Arlington

Nov. 23, 2018 • Hardwood Showcase • Fayetteville, Ark. - Bud Walton Arena • SEC+

UT Arlington 60 • 3-3

#	Player		Total		3-Ptr		Rebounds					PF	TP	A				Min
			FG-FGA	FT-FTA	FG-FGA	FT-FTA	Off	Def	Tot	TO	Blk			Stl				
13	NARCIS,JABARI	f	1-3	0-1	1-2	1	5	6	3	3	0	1	0	0	18			
00	WARREN,BRIAN	g	4-16	0-5	7-10	1	2	3	4	15	3	4	0	3	36			
02	BRYANT,DJ	g	0-2	0-2	0-0	0	0	0	5	0	0	0	0	1	18			
05	DENNIS,EDRIC	g	5-14	4-9	5-6	0	5	5	4	19	0	3	0	1	20			
10	DAVIS,RADSHAD	g	1-3	0-0	0-0	1	3	4	4	2	0	2	0	1	24			
03	NOUHI,AYOUB	g	3-4	0-1	0-0	2	2	4	2	6	0	2	0	1	15			
04	AZORE,DAVID	g	1-3	0-0	3-4	0	5	5	5	2	4	1	0	20				
21	CASTRO,PEDRO	g	0-1	0-1	1-3	0	0	0	1	1	2	0	0	1	7			
22	JACKSON-YOUNG,TIANDR	g	2-5	2-5	0-0	0	2	2	1	6	0	0	1	0	26			
23	MWAMBA,PATRICK	g	1-4	0-3	1-2	1	2	3	4	3	0	1	0	0	16			
Team						3	1	4	1		2							
Totals				18-55	6-27	18-27	9	27	36	34	60	7	19	2	8	200		
FG % 1st Half: 8-28			28.6%	2nd half: 10-27	37.0%	Game: 18-55		32.7%								Deadball Rebound 3.1		
3FG % 1st Half: 4-17			23.5%	2nd half: 2-10	20.0%	Game: 6-27		22.2%										
FT % 1st Half: 6-11			54.5%	2nd half: 12-16	75.0%	Game: 18-27		66.7%										

Arkansas 78 • 4-1

#	Player		Total		3-Ptr		Rebounds					PF	TP	A				Min
			FG-FGA	FT-FTA	FG-FGA	FT-FTA	Off	Def	Tot	To	Blk			Stl				
02	Adrio Bailey	f	4-6	0-0	6-8	2	3	5	2	14	1	1	2	3	24			
10	Daniel Gafford	f	6-10	0-0	9-10	2	3	5	4	21	0	1	0	2	23			
01	Isaiah Joe	g	3-9	2-5	2-2	1	2	3	3	10	3	1	0	1	26			
05	Jalen Harris	g	3-6	0-1	8-11	0	3	3	1	14	6	1	0	0	31			
13	Mason Jones	g	0-5	0-3	4-4	1	4	5	4	4	0	2	0	0	25			
00	Desi Sills		1-3	0-2	1-3	1	0	1	1	3	2	4	0	1	15			
11	K. Embery-Simpson		0-5	0-4	2-2	0	3	3	1	2	0	1	0	0	18			
15	Jonathan Holmes		0-1	0-0	0-0	0	0	0	0	0	0	0	0	0	1			
22	Gabe Osabuohien		0-1	0-0	0-2	1	1	2	5	0	2	2	1	0	13			
24	Ethan Henderson		0-0	0-0	0-0	0	2	2	1	0	1	0	0	0	2			
25	Jordan Phillips		0-2	0-1	2-2	0	1	1	0	2	0	0	0	0	4			
35	Reggie Chaney		4-7	0-0	0-2	2	6	8	3	8	0	3	1	0	18			
Team						4	4	8										
Totals				21-55	2-16	34-46	14	32	46	25	78	15	16	4	7	200		
FG % 1st Half: 8-25			32.0%	2nd half: 13-30	43.3%	Game: 21-55			38.2%	Deadball								
3FG % 1st Half: 1-9			11.1%	2nd half: 1-7	14.3%	Game: 2-16			12.5%	Rebound								
FT % 1st Half: 14-21			66.7%	2nd half: 20-25	80.0%	Game: 34-46			73.9%	4.2								

Officials: Steven Anderson, Wil Howard, Bart Lenox
 Technical fouls: UT Arlington-TEAM. Arkansas-Reggie Chaney.
 Attendance: 17403
 Tickets Scanned: 8,317
 Fouled out: Arkansas #22, Osabuohien (6:31 2H)
 UT Arlington #4, Azore (2:18 2H); #2, Bryant (1:47 2H)

Score by periods	1st	2nd	Total
UT Arlington	26	34	60
Arkansas	31	47	78

Last FG - UT Arlington 2nd-03:58, AR 2nd-00:11.

Largest lead - UT Arlington by 11-19:36, AR by 18-2nd-04:20.

UT Arlington led for 00:49. AR led for 38:47. Game was tied for 00:24.

Points	In Paint	Off T/O	2nd Chance	Fast Break	Bench
UT Arlington	22	8	7	2	21
Arkansas	32	25	14	6	15

Score tied - 0 times.

Lead changed - 1 time.

GAME 6 Arkansas vs. FIU

Dec. 1, 2018 • Fayetteville, Ark. - Bud Walton Arena • SEC+

FIU 89 • 7-2

#	Player		Total		3-Ptr		Rebounds			PF	TP	A TO Blk Stl				Min
			FG-FGA	FT-FTA	FG-FGA	FT-FTA	Off	Def	Tot							
10	ANDREWS, Devon	f	2-7	0-1	0-0	1	2	3	4	4	1	1	0	1	16	
22	DIENG, Elhadji	c	1-2	0-0	0-0	2	1	3	5	2	0	3	1	0	11	
03	JACOB, Trejon	g	9-18	2-6	0-1	2	6	8	0	20	2	1	0	0	36	
04	BEARD, JR., Brian	g	5-15	1-7	10-12	3	5	8	4	21	6	1	0	5	32	
20	NUNEZ, JR., Willy	g	4-14	3-13	2-2	0	2	2	0	13	0	0	0	0	28	
01	BANKS, Isaiah	g	4-10	0-5	3-7	5	1	6	3	11	1	1	1	0	23	
02	VEIRA, Cordell	g	0-3	0-2	0-0	0	0	0	1	0	2	1	0	1	10	
05	DAYE, JR., Antonio	g	5-10	0-1	5-10	1	2	3	3	15	2	4	0	0	26	
15	AMETEPE, James	g	1-1	0-0	0-0	0	0	0	2	2	0	0	0	0	3	
31	DOUGLAS, Michael	g	0-3	0-2	1-2	1	3	4	5	1	2	2	0	1	15	
	Team					5	1	6								
Totals			31-83	6-37	21-34	20	23	43	27	89	16	14	2	8	200	
FG % 1st Half: 10-35			28.6%	2nd half: 21-48	43.8%	Game: 31-83			37.3%	Deadball Rebounds						
3FG % 1st Half: 3-18			16.7%	2nd half: 3-19	15.8%	Game: 6-37			16.2%	5.1						
FT % 1st Half: 12-17			70.6%	2nd half: 9-17	52.9%	Game: 21-34			61.8%							

Arkansas 121 • 5-1

#	Player		Total		3-Ptr		Rebounds			PF	TP	A TO Blk Stl				Min
			FG-FTA	FG-FGA	FT-FTA	Off	Def	Tot								
02	Adrio Bailey	f	4-6	0-0	2-4	0	5	5	5	10	1	0	4	1	16	
10	Daniel Gafford	f	9-12	0-0	5-8	4	8	12	4	23	0	3	4	1	23	
01	Isaiah Joe	g	11-14	10-13	2-2	0	1	1	2	34	3	1	0	0	28	
05	Jalen Harris	g	2-6	0-1	5-6	0	3	3	2	9	10	1	0	0	26	
13	Mason Jones	g	5-8	2-4	7-9	1	9	10	3	19	3	3	0	2	25	
00	Desi Sills	g	3-4	0-1	1-2	1	2	3	3	7	6	3	0	1	19	
11	K. Embery-Simpson	g	3-5	1-3	0-2	0	3	3	1	7	3	2	0	3	18	
15	Jonathan Holmes	g	0-1	0-1	0-0	0	0	0	0	0	0	0	0	0	3	
22	Gabe Osabuohien	g	1-4	0-1	1-4	1	4	5	4	3	1	1	1	0	19	
24	Ethan Henderson	g	1-1	0-0	1-2	0	1	1	0	3	0	0	0	1	4	
25	Jordan Phillips	g	2-6	0-1	0-0	1	1	2	2	4	0	0	0	0	9	
35	Reggie Chaney	g	1-2	0-0	0-0	0	0	0	2	2	0	0	2	1	10	
	Team					2	3	5								
Totals			42-69	13-25	24-39	10	40	50	28	121	27	14	11	11	200	
FG % 1st Half: 21-38			55.3%	2nd half: 21-31	67.7%	Game: 42-69		60.9%	Deadball Rebounds 8							
3FG % 1st Half: 7-15			46.7%	2nd half: 6-10	60.0%	Game: 13-25		52.0%								
FT % 1st Half: 9-14			64.3%	2nd half: 15-25	60.0%	Game: 24-39		61.5%								

Officials: Pat Adams, Wil Howard, K.B. Burdett Jr.
 Technical fouls: FIU-None. Arkansas-None.
 Attendance: 13763
 Tickets Scanned: 8,920
 Fouled out: FIU #22, Dieng (9:49 2H); #31, Douglas (7:19 2H)
 Arkansas #02, Bailey (5:25 2H)

Score by periods	1st	2nd	Total
FIU	35	54	89
Arkansas	58	63	121

Last FG - FIU 2nd-00:02, AR 2nd-00:18.

Largest lead - FIU None, AR by 35 2nd-00:18.

FIU led for 00:00. AR led for 39:52. Game was tied for 00:08.

Score tied - 0 times.

Lead changed - 0 times.

GAME 7 Arkansas at Colorado State

Dec. 5, 2018 • Fort Collins, Colo. - Moby Arena • CBS Sports Network

Arkansas 98 • 6-1

#	Player	Total		3-Ptr	Rebounds			PF	TP	A				Min	
		FG-FGA	FG-FGA	FT-FTA	Off	Def	Tot			To	Blk	Stl			
02	Adrio Bailey	f	5-7	0-0	0-2	2	6	8	1	10	3	2	2	1	28
10	Daniel Gafford	f	5-12	0-0	2-4	3	6	9	2	12	3	1	3	1	22
01	Isaiah Joe	g	5-12	4-9	0-0	1	1	2	3	14	1	1	0	0	23
05	Jalen Harris	g	4-8	0-2	0-0	1	4	5	2	8	12	2	0	4	32
13	Mason Jones	g	5-10	4-8	2-2	0	4	4	2	16	4	0	0	1	29
00	Desi Sills		2-3	2-3	2-2	0	1	1	3	8	2	0	0	0	16
11	K. Embery-Simpson		5-6	4-5	0-0	1	1	2	2	14	2	0	0	1	16
22	Gabe Osabuohien		2-5	0-0	1-1	3	2	5	3	5	0	0	1	0	9
04	Ethan Henderson		0-0	0-0	0-0	0	0	0	0	0	0	0	0	0	2
25	Jordan Phillips		0-2	0-1	0-0	0	1	1	1	0	1	0	0	0	4
35	Reggie Chaney		5-8	0-0	1-3	3	5	8	3	11	0	1	3	0	19
Team						1	0	1							
Totals			38-73	14-28	8-14	15	31	46	22	98	7	9	8	8	200
FG % 1st Half: 17-34		50.0%	2nd half: 21-39	53.8%	Game: 38-73		52.1%	Deadball						Rebound	
3FG % 1st Half: 6-14		42.9%	2nd half: 8-14	57.1%	Game: 14-28		50.0%	2							
FT % 1st Half: 4-6		66.7%	2nd half: 4-8	50.0%	Game: 8-14		57.1%								

GAME 9 Arkansas vs. UTSA

Dec. 15, 2018 • North Little Rock, Ark. - Verizon Arena

UTSA 67 • 3-7

#	Player	Total		3-Ptr		Rebounds			PF	TP	A	TO	Blk	Stl	Min
		FG-FGA	FG-FGA	FT-FTA	FT-FTA	Off	Def	Tot							
03	FROHNEN, Byron	f	2-5	0-0	0-0	6	6	12	2	4	1	1	1	2	30
25	ALLEN, Nick	f	2-5	1-2	0-0	1	3	4	5	5	0	1	0	0	22
02	JACKSON, Jhivvan	g	6-19	3-11	5-10	1	1	2	5	20	2	2	0	2	32
05	DE NICOLAO, Giovanni	g	3-9	0-2	2-2	0	3	3	5	8	2	3	0	2	34
22	WALLACE, Keaton	g	6-18	4-12	2-2	0	0	0	4	18	2	3	1	1	35
04	BYNUM, Tamir		0-0	0-0	0-0	0	0	0	0	0	0	0	0	0	0+
11	IYAYE, Adokiye		1-3	0-2	1-2	0	1	1	3	3	1	0	0	0	19
15	RODRIGUEZ, Adrian		1-2	0-0	2-2	2	0	2	4	4	0	1	0	0	8
23	BIOR, Atem		0-0	0-0	5-6	0	3	3	1	5	0	1	1	0	20
Team						4	5	9							
Totals			21-61	8-29	17-24	14	22	36	29	67	8	12	3	7	200
FG % 1st Half:		10-27	37.0%	2nd half:	11-34	32.4%	Game:	21-61	34.4%	Deadball Rebounds 3.1					
3FG % 1st Half:		3-11	27.3%	2nd half:	5-18	27.8%	Game:	8-29	27.6%						
FT % 1st Half:		5-9	55.6%	2nd half:	12-15	80.0%	Game:	17-24	70.8%						

Arkansas 79 • 7-2

#	Player	Total		3-Ptr		Rebounds			PF	TP	A	TO	Blk	Stl	Min
		FG-FGA	FG-FGA	FT-FTA	FT-FTA	Off	Def	Tot							
02	Adrio Bailey	f	1-5	0-0	0-0	0	3	3	4	2	0	2	2	0	13
10	Daniel Gafford	f	4-6	0-0	5-8	2	12	14	0	13	0	4	2	1	29
01	Isaiah Joe	g	5-9	5-6	6-6	1	0	1	2	21	0	3	0	1	30
05	Jalen Harris	g	2-9	0-3	7-8	0	2	2	2	11	10	0	0	0	34
13	Mason Jones	g	2-7	0-2	2-2	0	4	4	5	6	3	3	0	0	27
00	Desi Sills		2-4	1-2	4-4	0	1	1	1	9	0	1	0	1	18
11	K. Embery-Simpson		0-2	0-2	2-4	0	0	0	2	2	0	1	1	0	11
22	Gabe Osabuohien		2-6	0-1	0-0	4	0	4	2	4	0	1	0	0	10
35	Reggie Chaney		5-7	0-0	1-2	1	4	5	2	11	4	0	3	4	28
Team						3	2	5							
Totals			23-55	6-16	27-34	11	28	39	20	79	17	15	8	7	200
FG % 1st Half:		11-31	35.5%	2nd half:	12-24	50.0%	Game:	23-55	41.8%	Deadball Rebounds 5.2					
3FG % 1st Half:		5-9	55.6%	2nd half:	1-7	14.3%	Game:	6-16	37.5%						
FT % 1st Half:		8-10	80.0%	2nd half:	19-24	79.2%	Game:	27-34	79.4%						

Officials: Brian Shey, Peter Juzenas, R.B. Clyburn

Technical fouls: UTSA-None. Arkansas-None.

Attendance: 13,728

Tickets Scanned: 12,462

Fouled out: UTSA #25, Allen (2:42 2H); #2, Jackson (0:43.9 2H)

#5, Giovanni (0:29.1 2H)

Arkansas #13, Jones (0:43.9 2H)

Score by periods	1st	2nd	Total
UTSA	28	39	67
Arkansas	35	44	79

	Points	In Paint	Off T/O	2nd Chance	Fast Break	Bench
UTSA	24	16	9	5	12	18
AR	30	17	11	15	26	26

Last FG - UTSA 2nd-00:04, AR 2nd-00:12.

Largest lead - UTSA by 5 1st-15:45, AR by 12 2nd-00:12.

UTSA led for 14:11. AR led for 23:33. Game was tied for 02:16.

Score tied - 4 times.
Lead changed - 6 times.

GAME 10 Arkansas vs. Georgia Tech

Dec. 19, 2018 • Fayetteville, Ark. - Bud Walton Arena • SEC Network

Georgia Tech 69 • 6-4

#	Player	Total		3-Ptr		Rebounds			PF	TP	A	TO	Blk	Stl	Min
		FG-FGA	FG-FGA	FT-FTA	FT-FTA	Off	Def	Tot							
05	WRIGHT, MOSES	f	1-6	0-1	2-4	1	3	4	0	4	1	0	1	0	17
12	MOORE, KHALID	f	3-7	0-1	4-6	0	3	3	2	10	3	1	0	0	34
01	BANKS III, JAMES	c	5-7	0-0	4-4	8	6	14	3	14	4	4	5	1	34
00	DEVOE, MICHAEL	g	3-10	1-4	4-5	1	2	3	1	11	2	2	0	2	33
10	ALVARADO, JOSE	g	9-15	2-5	0-1	0	9	9	1	20	1	4	0	2	40
04	ALSTON, BRANDON		1-2	0-1	0-0	0	0	0	3	2	1	4	0	0	17
13	HAYWOOD II, CURTIS		2-6	2-5	0-0	1	1	2	5	6	3	3	0	2	19
34	GUEYE, ABDOULAYE		1-2	0-0	0-0	1	1	2	1	2	0	0	0	1	6
Team						3	3	6							
Totals			25-55	5-17	14-20	15	28	43	16	69	14	20	6	8	200
FG % 1st Half:		13-31	41.9%	2nd half:	12-24	50.0%	Game:	25-55	45.5%	Deadball Rebounds 1					
3FG % 1st Half:		1-8	12.5%	2nd half:	4-9	44.4%	Game:	5-17	29.4%						
FT % 1st Half:		4-7	57.1%	2nd half:	10-13	76.9%	Game:	14-20	70.0%						

Arkansas 65 • 7-3

#	Player	Total		3-Ptr		Rebounds			PF	TP	A	TO	Blk	Stl	Min
		FG-FGA	FG-FGA	FT-FTA	FT-FTA	Off	Def	Tot							
02	Adrio Bailey	f	0-4	0-0	0-0	2	0	2	1	0	0	1	0	1	11
10	Daniel Gafford	f	6-9	0-0	2-4	3	5	8	5	14	3	3	3	1	32
01	Isaiah Joe	g	5-17	3-12	0-0	1	2	3	0	13	3	2	0	0	31
05	Jalen Harris	g	3-7	0-3	1-1	0	3	3	4	7	4	2	0	1	31
13	Mason Jones	g	5-15	5-13	2-2	3	3	6	1	17	5	2	0	2	35
00	Desi Sills		2-3	2-2	0-0	1	1	2	1	6	0	3	0	0	11
11	K. Embery-Simpson		0-2	0-2	0-0	0	0	0	1	0	0	2	0	1	12
22	Gabe Osabuohien		0-0	0-0	2-2	1	1	2	2	2	0	0	0	0	10
35	Reggie Chaney		3-6	0-0	0-0	1	3	4	2	6	1	1	3	1	27
Team						1	0	1							
Totals			24-63	10-32	7-9	13	18	31	17	65	16	16	6	7	200
FG % 1st Half:		11-25	44.0%	2nd half:	13-38	34.2%	Game:	24-63	38.1%	Deadball Rebounds 0.2					
3FG % 1st Half:		6-17	35.3%	2nd half:	4-15	26.7%	Game:	10-32	31.3%						
FT % 1st Half:		4-6	66.7%	2nd half:	3-3	100.0%	Game:	7-9	77.8%						

Officials: Tony Greene, Bart Lenox, Steven Anderson

Technical fouls: Georgia Tech-None. Arkansas-None.

Attendance: 14,368

Tickets scanned: 8,132

Fouled Out Georgia Tech: #13, Haywood (0:39.9 2H)

Fouled Out Arkansas: #10, Gafford (0:36.9 2H)

Score by periods	1st	2nd	Total
Georgia Tech	31	38	69
Arkansas	32	33	65

	Points	In Paint	Off T/O	2nd Chance	Fast Break	Bench
Georgia Tech	30	13	15	11	10	14
AR	26	23	3	11	14	14

Last FG - GT 2nd-01:30, AR 2nd-00:05.

Largest lead - GT by 11 1st-14:37, AR by 5 2nd-13:29.

GT led for 23:38. AR led for 11:45. Game was tied for 04:37.

Score tied - 5 times.
Lead changed - 11 times.

GAME 11 Arkansas vs. Texas State

Dec. 22, 2018 • Fayetteville, Ark. - Bud Walton Arena • SEC Network

Texas State 70 • 10-2

#	Player		Total			3-Ptr			Rebounds			PF	TP	A	TO	Blk	Stl	Min
			FG-FGA	FG-FGA	FT-FTA	Off	Def	Tot										
23	Peacock, Alex	f	1-9	1-4	0-0	1	7	8	1	3	2	1	0	3	23			
45	Terry, Eric	f	0-1	0-0	0-0	1	1	2	4	0	1	2	0	0	9			
02	Nottingham, Tre	g	6-15	6-13	0-1	1	2	3	4	18	1	5	0	2	36			
22	Pearson, Nijal	g	6-17	4-8	0-0	1	5	6	4	16	1	1	0	0	36			
35	Shead, Jaylen	g	4-5	1-1	5-8	2	4	6	3	14	4	2	0	0	26			
00	Gurley, Isaiah		0-0	0-0	0-0	0	0	0	1	0	0	1	0	0	4			
03	Davis, Chandler		0-2	0-0	0-0	1	1	2	1	0	0	0	0	0	6			
04	Adams, Shelby		0-0	0-0	0-2	0	0	0	1	0	0	0	0	0	7			
12	Harrell, Mason		2-3	0-0	1-2	2	0	2	2	5	2	2	0	1	14			
14	Scott, Quentin		4-4	0-0	0-6	1	0	1	5	8	0	1	0	0	13			
25	Sule, Alonzo		2-4	0-0	2-2	5	3	8	3	6	0	1	0	1	26			
Team						2	2	4										
Totals				25-60	12-26	8-21	17	25	42	29	70	11	16	0	7	200		
FG % 1st Half: 9-28			32.1%	2nd half: 16-32	50.0%	Game: 25-60			41.7%	Deadball Rebound 5								
3FG % 1st Half: 5-11			45.5%	2nd half: 7-15	46.7%	Game: 12-26			46.2%									
FT % 1st Half: 4-9			44.4%	2nd half: 4-12	33.3%	Game: 8-21			38.1%									

GAME 13 Arkansas at Texas A&M

Jan. 5, 2019 • College Station, Texas - Reed Arena • SEC Network

Arkansas 73 • 10-3, 1-0 SEC

#	Player	Total		3-Ptr		Rebounds			PF	TP	A TO Blk			Stl	Min
		FG-FGA	FT-FTA	FG-FGA	FT-FTA	Off	Def	Tot			A	TO	Blk		
01	Isaiah Joe	* 3-8	3-7	2-4	0 2 2	2	11	1	1	0	1	27			
02	Adrio Bailey	* 2-7	0-0	1-3	2 3 5	1	5	0	0	0	0	25			
05	Jalen Harris	* 4-9	1-3	6-11	0 3 3	2	15	9	0	0	0	36			
10	Daniel Gafford	* 5-11	0-0	1-2	6 5 11	4	11	1	1	1	0	23			
13	Mason Jones	* 3-11	3-11	0-0	0 5 5	3	9	3	1	0	0	24			
00	Desi Sills	5-9	3-6	1-2	1 0 1	3	14	1	3	0	0	18			
11	K. Embery-Simpson	0-4	0-3	0-0	0 2 2	0	0	0	1	0	1	14			
22	Gabe Osabuohien	3-6	0-2	0-0	3 4 7	4	6	1	1	1	1	18			
25	Jordan Phillips	0-1	0-1	0-0	0 0 0	0	0	0	0	0	0	2			
35	Reggie Chaney	1-4	0-0	0-0	0 3 3	3	2	0	0	1	0	11			
Team					5 3 8										
Totals		26-70	10-33	11-22	17 30 47	22	73	16	8	3	3	200			
FG % 1st Half:		13-36	36.1%	2nd half:	13-34	38.2%	Game:	26-70	37.1%			Deadball			
3FG % 1st Half:		5-14	35.7%	2nd half:	5-19	26.3%	Game:	10-33	30.3%			Rebounds			
FT % 1st Half:		1-4	25.0%	2nd half:	10-18	55.6%	Game:	11-22	50.0%			7			

Texas A&M 71 • 6-6, 0-1 SEC

#	Player	Total		3-Ptr		Rebounds			PF	TP	A TO Blk			Stl	Min
		FG-FGA	FT-FTA	FG-FGA	FT-FTA	Off	Def	Tot			A	TO	Blk		
01	Flagg, Savion	* 8-11	1-2	3-7	4 11 15	5	20	2	1	1	0	36			
02	Starks, TJ	* 8-18	2-7	5-8	0 2 2	4	23	5	3	0	1	33			
11	Mitchell, Wendell	* 2-11	0-7	3-4	1 1 2	4	7	2	1	0	0	33			
13	Mahan, Brandon	* 2-5	2-5	0-0	0 3 3	3	6	1	0	0	0	24			
21	Mekowulu, Christian	* 1-3	0-0	0-0	2 5 7	4	2	0	0	2	0	20			
00	Chandler, Jay Jay	2-7	0-2	2-2	1 0 1	0	6	2	0	0	1	19			
12	Collins, Chris	0-0	0-0	0-0	0 0 0	0	0	0	0	0	0	4			
24	Walker, John	1-3	0-1	1-2	2 2 4	1	3	2	2	0	0	13			
32	Nebo, Josh	1-3	0-0	2-2	1 5 6	1	4	0	1	3	0	18			
Team					0 2 2										
Totals		25-61	5-24	16-25	11 31 42	22	71	14	8	6	2	200			
FG % 1st Half:		12-28	42.9%	2nd half:	13-33	39.4%	Game:	25-61	41.0%			Deadball			
3FG % 1st Half:		1-9	11.1%	2nd half:	4-15	26.7%	Game:	5-24	20.8%			Rebounds			
FT % 1st Half:		6-9	66.7%	2nd half:	10-16	62.5%	Game:	16-25	64.0%			4			

Officials: Bart Lenox, Vladimir Voyard-Tadal, Josue Nieves
Technical fouls: Arkansas-None. Texas A&M-None.
Attendance: 10049

Score by periods	1st	2nd	Total
Arkansas	32	41	73
Texas A&M	31	40	71

Last FG - AR 2nd-01:34, TAMU 2nd-00:02.
Largest lead - AR by 8 1st-14:09, TAMU by 3 1st-03:31.
AR led for 23:19. TAMU led for 07:00. Game was tied for 09:41.

	In	Off	2nd	Fast	Bench
Points	Paint	T/O	Chance	Break	
AR	26	10	18	5	22
TAMU	38	6	16	8	13

Score tied - 11 times.
Lead changed - 16 times.

GAME 14 Arkansas vs. Florida

Jan. 9, 2019 • Fayetteville, Ark. - Bud Walton Arena • SEC Network

Florida 57 • 9-5, 1-1 SEC

#	Player	Total		3-Ptr		Rebounds			PF	TP	A TO Blk			Stl	Min
		FG-FGA	FT-FTA	FG-FGA	FT-FTA	Off	Def	Tot			A	TO	Blk		
11	HAYES, KEVARRIUS	c 1-3	0-0	2-2	1 1 2	4	4	0	0	0	2	17			
02	NEMBHARD, ANDREW	g 2-6	1-2	1-2	0 5 5	2	6	4	1	0	0	31			
03	HUDSON, JALEN	g 4-15	1-5	0-2	1 5 6	3	9	0	1	0	0	23			
05	ALLEN, KEVAUGHN	g 3-11	1-9	11-12	0 5 5	3	18	1	2	0	0	33			
10	LOCKE, NOAH	g 4-8	2-5	0-0	2 3 5	4	10	1	1	0	1	25			
00	OKAURI, MIKE	1-4	1-3	0-0	0 2 2	0	3	0	0	0	0	13			
11	JOHNSON, KEYONTAE	0-2	0-0	0-0	0 3 3	2	0	1	0	0	0	12			
21	BASSETT, DONTAY	3-5	0-0	1-1	3 2 5	3	7	1	1	1	0	23			
24	BALLARD, DEAUNDRAE	0-2	0-1	0-0	0 0 0	1	0	0	1	0	0	10			
25	STONE, KEITH	0-2	0-1	0-0	1 1 2	3	0	1	3	1	1	13			
Team					2 2 4										
Totals		18-58	6-26	15-19	10 29 39	25	57	9	12	2	4	200			
FG % 1st Half:		10-32	31.3%	2nd half:	8-26	30.8%	Game:	18-58	31.0%			Deadball			
3FG % 1st Half:		3-16	18.8%	2nd half:	3-10	30.0%	Game:	6-26	23.1%			Rebounds			
FT % 1st Half:		10-12	83.3%	2nd half:	5-7	71.4%	Game:	15-19	78.9%			1.1			

Arkansas 51 • 10-4, 1-1 SEC

#	Player	Total		3-Ptr		Rebounds			PF	TP	A TO Blk			Stl	Min
		FG-FGA	FT-FTA	FG-FGA	FT-FTA	Off	Def	Tot			A	TO	Blk		
02	Adrio Bailey	f 2-8	0-0	0-0	1 4 5	3	4	0	0	1	2	21			
10	Daniel Gafford	f 3-4	0-0	3-6	2 10 12	4	9	1	0	0	1	27			
01	Isaiah Joe	2-10	2-9	0-1	0 3 3	2	6	3	3	1	1	35			
03	Jalen Harris	g 1-5	0-3	0-2	0 1 1	2	2	3	3	0	0	35			
13	Mason Jones	g 7-13	4-9	12-13	0 2 2	0	30	3	4	1	0	34			
00	Desi Sills	0-3	0-2	0-0	0 0 0	3	0	0	2	0	0	18			
11	K. Embery-Simpson	0-4	0-2	0-0	1 2 3	0	0	0	0	0	1	11			
22	Gabe Osabuohien	0-1	0-1	0-4	3 5 8	5	0	0	2	1	0	14			
35	Reggie Chaney	0-2	0-0	0-0	0 1 1	1	0	0	1	1	0	5			
Team					3 4 7										
Totals		15-50	6-26	15-26	10 32 42	20	51	10	16	5	5	200			
FG % 1st Half:		7-25	28.0%	2nd half:	8-25	32.0%	Game:	15-50	30.0%			Deadball			
3FG % 1st Half:		2-14	14.3%	2nd half:	4-12	33.3%	Game:	6-26	23.1%			Rebounds			
FT % 1st Half:		6-10	60.0%	2nd half:	9-16	56.3%	Game:	15-26	57.7%			6.1			

Officials: Joe Lindsey, Mike Nance, Patrick Evans
Technical fouls: Florida-None. Arkansas-None.
Attendance: 17160
Tickets Scanned: 9,950
Fouled Out: Arkansas, #22, Osabuohien (6:57 2H)

Score by periods	1st	2nd	Total
Florida	33	24	57
Arkansas	22	29	51

Last FG - UF 2nd-02:35, AR 2nd-02:13.
Largest lead - UF by 16 2nd-09:13, AR by 4 1st-18:06.
UF led for 32:48. AR led for 04:04. Game was tied for 03:08.

	In	Off	2nd	Fast	Bench
Points	Paint	T/O	Chance	Break	
UF	18	12	7	5	2
AR	18	12	2	2	0

Score tied - 1 time.
Lead changed - 1 time.

GAME 15 Arkansas vs. LSU

Jan. 12, 2019 • Fayetteville, Ark. - Bud Walton Arena • SEC Network

LSU 94 • 12-3, 2-0 SEC

#	Player		Total		3-Ptr		Rebounds			PF	TP	A			TO	Blk	Stl	Min
			FG-FGA	FT-FTA	FG-FGA	FT-FTA	Off	Def	Tot			A	TO	Blk				
00	REID, Naz	f	10-12	4-4	3-4	2	5	7	4	27	2	2	0	0	0	0	26	
11	BIGBY-WILLIAMS, K.	f	0-2	0-0	0-1	0	0	0	5	0	0	0	1	0	0	1	18	
03	WATERS, Tremont	g	6-15	1-6	4-4	0	2	2	3	17	11	7	0	0	3	4	42	
04	MAYS, Skylar	g	5-13	2-6	3-4	0	4	4	1	15	1	2	0	2	2	4	41	
14	TAYLOR, Marlon	g	7-8	1-2	6-6	4	3	7	3	21	1	1	0	1	0	1	37	
01	SMART, Ja'vonte		2-7	2-4	2-2	0	2	2	5	8	0	4	0	0	0	0	23	
22	DAYS, Darius		0-4	0-3	0-0	1	1	2	3	0	0	1	1	1	1	1	12	
24	WILLIAMS, Emmitt		3-3	0-0	0-1	4	6	10	4	6	0	2	1	0	0	0	26	
Team						1	1	2										
Totals			33-64	10-25	18-22	12	24	36	28	94	15	19	3	7			225	
FG % 1st Half: 18-30 60.0%			2nd half: 11-29 37.9%	OT: 4-5 80.0%	Game: 33-64 51.6%	Deadball												
3FG % 1st Half: 6-12 50.0%			2nd half: 2-11 18.2%	OT: 2-2 100.0%	Game: 10-25 40.0%	Rebound												
FT % 1st Half: 8-9 88.9%			2nd half: 7-10 70.0%	OT: 3-3 100.0%	Game: 18-22 81.8%	1.1												

25th Anniversary


1994 NATIONAL CHAMPIONSHIP



**Record: 31-3, 14-2 SEC
NCAA CHAMPION
SEC CHAMPION**

NCAA TOURNAMENT RESULTS

RD1	def. North Carolina A&T	94-79
RD2	def. Georgetown	85-73
Sweet 16	def. Tulsa	103-84
Elite 8	def. Michigan	76-68
Final Four	def. Arizona	91-82
Championship	def. Duke	76-72



1993-94 RAZORBACKS

3	Alex Dillard	Bessemer, Ala.
12	Clint McDaniel	Tulsa, Okla.
13	John Engskov	Berryville, Ark.
14	Corey Beck	Memphis, Tenn.
15	Dwight Stewart	Memphis, Tenn.
22	Davor Rimac	Zagreb, Croatia
23	Ken Biley	Pine Bluff, Ark.
24	Ray Biggers	Houston, Texas
30	Scotty Thurman	Ruston, La.
31	Roger Crawford	Birmingham, Ala.
33	Lee Wilson	Waco, Texas
34	Corliss Williamson	Russellville, Ark.
35	Reggie Merritt	Little Rock, Ark.
40	Elmer Martin	Memphis, Tenn.
44	Darnell Robinson	Oakland, Calif.
	Nolan Richardson	Head Coach
	Nolan Richardson III	Assistant Coach
	Mike Anderson	Assistant Coach
	Brad Dunn	Assistant Coach
	Wayne Stehlik	Dir. of Operations
	Dave England	Athletic Trainer

