



ARKANSAS RAZORBACKS

GAME 18 • Missouri • Jan. 23, 2019 • 8:00 pm • Fayetteville, Ark. / Bud Walton Arena (19,200) • SEC Network

• GAME INFORMATION •

TV: SEC Network
Mike Morgan and Barry Booker

RADIO: Razorback/IMG Sports Network
Chuck Barrett and Matt Zimmerman

SATELLITE: Sirius (99), XM (190), Internet (961)

LIVE STATS: <http://Arkansas.statbroadcast.com>

2018-19 SCHEDULE/RESULTS

(all times Central)

OVERALL: 10-7		Home: 7-4	Road: 2-2	Neutral: 1-1
SEC: 1-4		Home: 0-2	Road: 1-2	
NOVEMBER (4-1)				
9 Fri.	vs. Texas #	Fl. Bliss (El Paso, TX)	ESPN (OT)	L 71 73
12 Mon.	UC Davis +	Bud Walton Arena	SEC+	W 81 58
18 Sun.	Indiana +	Bud Walton Arena	ESPN	W 73 72
21 Wed.	Montana State +	Bud Walton Arena	SEC+	W 90 68
23 Fri.	UT Arlington +	Bud Walton Arena	SEC+	W 78 60
DECEMBER (5-2)				
1 Sat.	FIU	Bud Walton Arena	SEC+	W 121 89
5 Wed.	at Colorado State	Fort Collins, Colo.	CBS Sports Net	W 98 78
8 Sat.	Western Kentucky	Bud Walton Arena	SEC	L 77 78
15 Sat.	vs. UTSA !	North Little Rock	-	W 79 67
19 Wed.	Georgia Tech	Bud Walton Arena	SEC	L 65 69
22 Sat.	Texas State	Bud Walton Arena	SEC	W 73 70
28 Fri.	Austin Peay	Bud Walton Arena	SEC+	W 76 65
JANUARY (1-4)				
5 Sat.	at Texas A&M *	College Station, Texas	SEC	W 73 71
9 Wed.	Florida *	Bud Walton Arena	SEC	L 51 57
12 Sat.	LSU *	Bud Walton Arena	SEC (ot)	L 88 94
15 Tues.	at #3 Tennessee *	Knoxville, Tenn.	ESPN2	L 87 106
19 Sat.	at #18 Ole Miss *	Oxford, Miss.	SEC	L 67 84
23 Wed.	Missouri *	Bud Walton Arena	SEC	8:00 pm
26 Sat.	at Texas Tech %	Lubbock, Texas	ESPN2	5:00 pm
29 Tues.	Georgia *	Bud Walton Arena	ESPNU	6:00 pm
FEBRUARY				
2 Sat.	at LSU *	Baton Rouge, La.	SEC	5:00 pm
5 Tues.	Vanderbilt *	Bud Walton Arena	SEC	8:00 pm
9 Sat.	at South Carolina *	Columbia, S.C.	SEC	2:30 pm
12 Tues.	at Missouri *	Columbia, Mo.	ESPN/2/U	8:00 pm
16 Sat.	Mississippi State *	Bud Walton Arena	SEC	7:30 pm
20 Wed.	at Auburn *	Auburn, Ala.	SEC	7:30 pm
23 Sat.	Texas A&M *	Bud Walton Arena	SEC	7:30 pm
26 Tues.	at Kentucky *	Lexington, Ky.	ESPN/2/SEC	8:00 pm
MARCH				
2 Sat.	Ole Miss * ♦	Bud Walton Arena	SEC	Noon
6 Wed.	at Vanderbilt *	Nashville, Tenn.	SEC	7:30 pm
9 Sat.	Alabama *	Bud Walton Arena	SEC	5:00 pm
13-17	SEC Tournament ^	Nashville, Tenn.	SEC/ESPN	TBD
20-23	NCAA 1st-2nd Rds	TBD	TBD	TBD
27-31	NCAA Regionals	TBD	TBD	TBD
APRIL				
6 & 8	NCAA Final Four	Minneapolis, Minn.	CBS	TBD

BOLD - Home Game
- ESPN Armed Forces Classic (Fort Bliss)
! - Verizon Arena
^ - Bridgestone Arena
♦ - 25th Anniversary of 1994 National Championship Celebration

* - SEC Game
+ - Hardwood Showcase
% - Big 12/SEC Challenge
\$ - U.S. Bank Stadium

• THE MATCHUP •

ARKANSAS RAZORBACKS

Overall: 10-7 1-4 SEC
Head Coach: Mike Anderson (Tulsa '82)
At Arkansas: 161-93 (8th Yr) • Overall: 361-191 (17th Yr)



MISSOURI TIGERS

Overall: 10-6 1-3 SEC
Head Coach: Cuonzo Martin (Purdue, 2000)
At Missouri: 30-19 (1st Yr) • Overall: 216-140 (11th Yr)



Versus Missouri

- This will be the 50th meeting between Arkansas and Missouri. The Razorbacks own a 26-23 advantage in the series, including a 15-9 advantage in games played in Fayetteville.
- Since Missouri joined the SEC for the 2012 season, Arkansas holds a 7-5 advantage over the span.
- The teams have split home-and-home series each of the last two years, but Arkansas has won six of the last eight, including five straight from 2015-17.

3-Point Battle

- This game could be won - or lost - at the 3-point arc. Missouri leads the SEC in 3-point field goal percentage (.392) while Arkansas ranks second in the league in 3-point field goal percentage defense (.313).
- The game will also feature the top two 3-point shooters in the SEC as Missouri's Mark Smith is making a league-best 46.7 percent of his 3-point attempts while Arkansas' Isaiah Joe ranks second (43.6).

Tough Stretch

- Arkansas' current four-game stretch (Jan. 15-Jan. 26) is the toughest in the nation. Arkansas has already played two road games at nationally-ranked opponents (current #1 Tennessee and #20 Ole Miss). After hosting Missouri, the Razorbacks play at #11 Texas Tech.
- No other team in the nation will have played three road games versus top 25 teams over this same span.

7 Million

- Bud Walton Arena - the Basketball Palace of Mid-America - has been one of the great venues since opening for the 1993-94 season. Arkansas has an all-time winning percentage of 81 percent (354-83) in the building and has ranked among the NCAA top 12 in attendance each of the last four years. In fact, Arkansas has never ranked outside the top 29 in attendance since Bud Walton Arena opened.
- At some point as fans pour into the Arena Wednesday, the 7,000,000th paid customer will walk through the gates.
- Through 25 seasons plus 11 home games this season, there have been 6,997,643 fans of Arkansas basketball meaning only 2,357 people need to attend the Missouri game to eclipse 7,000,000.

Quick Hits

- Arkansas was in a similar position last year to start the SEC slate. The Razorbacks won their SEC opener before falling to 2-4. Arkansas rallied to finish the regular season with a 9-4 record, including a win in the Big 12/SEC Challenge. Arkansas won two games at the SEC Tournament to be one of a league-record eight teams to play in the NCAA Tourney.
- Arkansas has lost four straight for the first time in the Mike Anderson era. Anderson - one of four active NCAA head coaches with at least 15 years experience to never experience a losing record - did have four-game losing streaks once at UAB (2004-05, finished 22-1 and reached NCAA Tournament) and once at Missouri (finished 18-12 in his first season at Mizzou).
- The last time Arkansas lost four straight was when the Razorbacks dropped their final six games of the 2009-10 season (five regular season and SEC Tournament).

MISSOURI SERIES:

• Overall: Ark leads 26-23
• At Home: Ark leads 15-9
• At Mizzou: Ark trails 10-14
• At Neutral: Ark leads 1-0
• SEC ONLY: Ark trails 7-5

LAST YEAR:

Missouri..... 63
Arkansas..... 65
FAYETTEVILLE - Arkansas overcame a late deficit to defeat Missouri 65-63 in Bud Walton Arena.
In the first half, Arkansas led by as many as 18 points before Missouri closed on a 16-5 run, hitting four 3's to narrow the margin at the break to 35-28.
Jaylen Barford scored the first eight points for the Razorbacks in the second half as Arkansas stretched its lead back out to double-figures.
However, Missouri would take the lead at the lead with a little over seven minutes remaining and stretched its advantage to six. Arkansas fought back to tie the game at 63-63 with 1:37 left.
Daniel Gafford scored seven of Arkansas' last 10 points, but none more bigger than the dunk that gave Arkansas the lead, 65-63, with 57 ticks left.
The last three possessions, two by Missouri, produce missed 3-pointers.

Arkansas..... 67
Missouri..... 77
Columbia, Mo. - Arkansas fell on the road to Missouri, 77-67, to close out the regular season.
The Razorbacks opened on a quick 5-0 run to take the initial lead. After Arkansas built a 14-7 lead, Missouri answered with a 15-2 run. Missouri finished the first half on an 11-4 run, as Arkansas could not find any flow on the offensive end, and the Tigers would lead the Hogs 39-31 at the break.
Arkansas got to with four early in the second half before Missouri went on a 16-4 run to take a double-digit lead again. The Tigers would go on to hold off the Razorbacks, winning 77-67.
Arkansas battled foul trouble, as the Razorbacks committed 26 fouls to Missouri's 17. The Tigers went to the line 33 times, while Arkansas attempted just 15 free throws. Arkansas did not attempt a free throw in the second half until the 5:06 mark.
Daniel Gafford led the way for Arkansas with 16 points.

ARK-Mizzou SEC SERIES

2/16/13	Missouri	W, 73-71
3/05/13	at Missouri	L, 63-93
1/28/14	Missouri	L, 71-75
2/13/14	at Missouri	L, 85-86
1/24/15	at Missouri	W, 61-60
2/18/15	Missouri	W, 84-69
1/12/16	at Missouri	W, 94-61
2/20/16	Missouri	W, 84-72
1/14/17	Missouri	W, 92-73
2/04/17	at Missouri	L, 78-83
1/13/18	Missouri	W, 65-63
3/03/18	at Missouri	L, 67-77

COMPARING THE TEAMS

	79.3	.4481	.332	.646	37.7	17.3	5.4	8.1	73.8	.406	-1.5	1.2
	68.3	.436	.392	.689	34.7	11.4	1.7	4.8	65.2	.427	+2.4	0.8
	OFF PPG	OFF FG%	OFF 3PT%	OFF FT%	REBS /GM	ASSTS PER GM	BLKS PER GM	STEALS PER GM	OPP PPG	OPP FG%	REB MARGIN	ASST-TO RATIO

#FASTEST40



@RazorbackMBB



/RazorbackMBB



@RazorbackMBB



MIKE ANDERSON

HEAD COACH • TULSA '82

CAREER NUMBERS

At Arkansas: 161-93 (8 Years)

2018-19	»	10-7
2017-18	»	23-12 (NCAA First Round)
2016-17	»	26-10 (NCAA Second Round)
2015-16	»	16-16
2014-15	»	27-9 (NCAA Third Round)
2013-14	»	22-12 (NIT Second Round)
2012-13	»	19-13
2011-12	»	18-14

At Missouri: 111-57 (5 Years)

2010-11	»	23-11 (NCAA Second Round)
2009-10	»	23-11 (NCAA Second Round)
2008-09	»	31-7 (NCAA Elite Eight)
2007-08	»	16-16
2006-07	»	18-12

At UAB: 89-41 (4 Years)

2005-06	»	24-7 (NCAA First Round)
2004-05	»	22-11 (NCAA Second Round)
2003-04	»	22-10 (NCAA Sweet 16, C-USA Co-Champs)
2002-03	»	21-13 (NIT Quarterfinals)

Overall Record

361-190 (17th Year)

- 8TH SEASON AS ARKANSAS HEAD COACH
- 17TH SEASON AS HEAD COACH OVERALL
- 25TH SEASON AT ARKANSAS OVERALL

IT'S A NUMBERS GAME

Postseason Tournaments

1 2 3 4 5 6 7 8 9 10 11

20-Win Seasons

1 2 3 4 5 6 7 8 9 10 11

NCAA Tournaments

1 2 3 4 5 6 7 8 9

30-Win Seasons

1

Losing Seasons

0

PERSONAL INFO

Born: Dec. 12, 1959

Hometown: Birmingham, Ala.

Alma Mater: Tulsa (1982)

Wife: Marcheita

Children: Darcheita, Michael Jr., Yvonne

Date Named Head Coach at Arkansas: March 23, 2011

CONSISTENCY

Head coach Mike Anderson is one of just four current Division I coaches with 15-plus years of head coaching experience and zero losing seasons. He is the only coach to accomplish the feat at three different programs.

Razorback Nation welcomed home one of its own on March 23, 2011, when Mike Anderson was named the 12th head men's basketball coach in Arkansas history. Charged with bringing back the winning tradition that was synonymous with the Razorback program throughout the '80s and '90s, Anderson has accomplished that and is in his eighth season at Arkansas – 17th as a head coach.

Anderson has brought Arkansas back national relevance by leading the Razorbacks to back-to-back NCAA Tournament berths and postseason appearances in four of the last five years. The Razorbacks won 49 games over the 2016-17 and 2017-18 seasons, rank among the top three in league wins over the last six seasons and the Hogs are one of just two teams in the SEC to finish with a .500 winning percentage or better in league play over the last six years. This success has helped Arkansas' last two recruiting classes rank among the nation's top 25, snagging seven of the top eight players in the state over the span.

During his first seven seasons at Arkansas, Anderson produced a 156-88 record and is the first head coach in program history to win 18 or more games in each of his first four years. Anderson has also re-established Bud Walton Arena as one of the toughest places to play and brought excitement back to the tradition-rich program. Since his return to Fayetteville, the Razorbacks rank among the NCAA top 11 in home victories in the country with 117.

The success on-and-off the court has translated into great fan support as Arkansas has ranked among the top 25 in national attendance each of the last seven years, including No. 10 in 2017-18. Also, in August of 2018, Anderson was honored by the Burlsworth Foundation for his contributions to the state.

5

» Five Arkansas players have earned SEC Academic Honor Roll recognition each of the last five years.

19

» Arkansas has had 19 players graduate since May 2014, averaging nearly four graduates per year.

22

» During the last five years, men's basketball has earned 22 SEC All-Academic honors, including seven in 2015-16.



PLAY HARD ACT RIGHT

2018-19 RAZORBACKS

No.	Name	Pos.	Yr.	Ht.	Wt.	Hometown	High School/Previous School
0	Desi Sills	G	Fr.	6-2	196	Jonesboro, Ark.	Jonesboro HS
1	Isaiah Joe	G	Fr.	6-5	167	Fort Smith, Ark.	Fort Smith Northside HS
2	Adrio Bailey	F	Jr.	6-6	222	Campti, La.	Lakeview HS
3	Khalil Garland	G	R-Fr.	6-5	198	Little Rock, Ark.	Parkview Magnet HS
4	Emeka Obukwelu	F	Jr.	6-8	222	Plano, Texas	West Plano HS / UT-Tyler
5	Jalen Harris	G	R-So.	6-2	166	Wilson, N.C.	Word of God Christian Acad. / New Mexico
10	Daniel Gafford	F	So.	6-11	233	El Dorado, Ark.	El Dorado HS
11	Keyshawn Embery-Simpson	G	Fr.	6-3	202	Midwest City, Okla.	IMG Academy (Fla.)
12	Ty Stevens	G	So.	6-2	180	Republic, Mo.	Republic HS
13	Mason Jones	G	So.	6-5	207	Desoto, Texas	Triple A Academy / Connors State College
15	Jonathan Holmes	G	Jr.	5-10	190	Columbia, Ill.	Columbia HS
22	Gabe Osabuohien	F	So.	6-8	221	Toronto, Canada	Southwest Christian Academy (Ark.)
23	Ibrahim Ali	F	Fr.	6-10	244	Maumelle, Ark.	Maumelle HS
24	Ethan Henderson	F	Fr.	6-8	210	Little Rock, Ark.	Parkview Magnet HS
35	Reggie Chaney	F	Fr.	6-8	222	Tulsa, Okla.	Findlay Prep (Nev.)
	Justice Hill	G	Fr.	5-11	170	Little Rock, Ark.	Little Rock Christian Academy

Head Coach:

Associate Head Coach:

Assistant Coach:

Assistant Coach:

Director of Basketball Operations:

Dir. of Student-Athlete Development:

Special Assistant to Head Coach:

Video Coordinator:

Head Athletic Trainer:

Head Strength Coach:

Graduate Assistant

Graduate Assistant:

Mike Anderson

Melvin Watkins

TJ Cleveland

Scotty Thurman

Matt Zimmerman

Jeff Daniels

Will Bartlett

Riley Hall

David England

Dave Richardson

Velton Kennedy

Trey Thompson

Tulsa 1982

Charlotte, 1977

Arkansas, 2002

Philander Smith College 2003

Arkansas, 1990

Montevallo, 1982

Missouri, 2009

Arkansas, 2016

Arkansas, 1980

Louisiana-Monroe, 1989

Arkansas, 2017

Arkansas, 2018

8th year as Arkansas Head Coach

8th year at Arkansas

8th year at Arkansas

9th year at Arkansas

8th year at Arkansas

8th year at Arkansas

8th year at Arkansas

3rd year at Arkansas

36th year at Arkansas

1st year at Arkansas

2nd year at Arkansas

1st year at Arkansas

ROSTER BY STATE

Arkansas (7)

0	Desi Sills	Jonesboro
1	Isaiah Joe	Fort Smith
3	Khalil Garland	Little Rock
10	Daniel Gafford	El Dorado
23	Ibrahim Ali	Maumelle
24	Ethan Henderson	Little Rock
	Justice Hill	Little Rock

Canada (1)

22	Gabe Osabuohien	Toronto
----	-----------------	---------

Illinois (1)

15	Jonathan Holmes	Columbia
----	-----------------	----------

Louisiana (1)

2	Adrio Bailey	Campti
---	--------------	--------

Missouri (1)

12	Ty Stevens	Republic
----	------------	----------

North Carolina (1)

5	Jalen Harris	Wilson
---	--------------	--------

Texas (2)

4	Emeka Obukwelu	Plano
13	Mason Jones	Desoto

Oklahoma (2)

11	Keyshawn Embery-Simpson	Midwest City
35	Reggie Chaney	Tulsa

PRONUNCIATION GUIDE

23	Ibrahim (Ibby)	IB-ra-him (IB-ee)
	Ali	ALL-lee
2	Adrio Bailey	A-Dree-O
4	Emeka	Eh-MEHK-uh
	Obukwelu	Oh-Boo-KWEL-lu
22	Gabe Osabuohien	oh-sah-BOY-en
0	Desi Sills	Dez-ee

ROSTER BY CLASS

Seniors (0)

Juniors (3)

2	Adrio Bailey	Junior
4	Emeka Obukwelu	Junior
15	Jonathan Holmes	Junior

Sophomores (5)

5	Jalen Harris	Redshirt Sophomore
12	Ty Stevens	Sophomore
10	Daniel Gafford	Sophomore
22	Gabe Osabuohien	Sophomore
13	Mason Jones	Sophomore

Freshmen (8)

0	Desi Sills	Freshman
1	Isaiah Joe	Freshman
3	Khalil Garland	Redshirt Freshman
11	Keyshawn Embery-Simpson	Freshman
23	Ibrahim Ali	Freshman
24	Ethan Henderson	Freshman
35	Reggie Chaney	Freshman
	Justice Hill	Freshman

Last Time Out for Razorbacks

- Keyshawn Embery-Simpson (16 points) and Gabe Osabuohien (13 points) each scored career highs but it wasn't enough as #18 Ole Miss claimed an 84-67 victory Saturday afternoon at the Pavilion.
- Ole Miss controlled the opening tip, raced out to an 11-2 lead and held the advantage the rest of the game.
- Ole Miss pushed out to an 11-point lead by halftime. Arkansas opened the second half strong, cutting its deficit to six (49-43) with the ball. However, that is as close as the Razorbacks would get as the Rebels lead by double digits the final 13 minutes of the game.
- One positive, Arkansas shot a season-best 81 percent (17-of-21) from the free throw line at Ole Miss.

Coming off Career Highs

- Keyshawn Embery-Simpson and Gabe Osabuohien are coming off career highs. Keyshawn scored a game-high 16 at Ole Miss and Gabe added a career-high 13.
- They were combined 10-of-17 from the field and 7-of-9 at the line.

25th Anniversary of National Championship

- The 2018-19 season is the 25th anniversary of Arkansas defeating Duke, 76-72 in Charlotte, for the 1994 NCAA National Championship. The Razorbacks defeated Arizona, 91-82, in the Final Four.
- The 1993-94 season for the Razorbacks was:
 - 1 of 33 NCAA berths (32 appearances).
 - 1 of 6 NCAA Final Four appearances.
 - 1 of 2 NCAA Championship appearances as Arkansas returned to the national championship game the following year (1995) as well.
- The 1993-94 Razorbacks were led by Hall of Fame coach Nolan Richardson and current Head Hog Mike Anderson was an assistant on that staff.
- Arkansas was ranked #1 nine weeks during that season, was ranked among the top 6 all season, finished with a 31-1 record and was SEC regular-season champion.
- Current Razorback assistant coach Scotty Thurman, who scored 15 points, not only hit critical 3-pointer late in the game as the shot clock expired to break a 70-70 tie. He also hit a 3-pointer late in the first half to give Arkansas a 34-33 lead at the break.
- Corliss Williamson had a game-high 23 points.
- Corey Beck had a double-double (15 pts - 10 rebs).

Gabe Has Game

- Gabe Osabuohien has had a solid start to SEC play.
- Last season 8 SEC gms 72 min. 12 pts 14 rebs
- This season: 5 SEC gms 80 min 24 pts 19 rebs
- Since SEC play began this year, Osabuohien has posted career highs in points (16 at Ole Miss) and rebounds (8 vs. Florida).

Gafford, Sporting News Midseason All-American

- The Sporting News announced its 2018-19 Midseason All-American squad on Jan. 15 and Arkansas sophomore Daniel Gafford was selected to the third team.
- Gafford and Tennessee's Grant Williams were the only two SEC players on the 15-member team.
- Gafford leads the league in field goal percentage (.658). He is second in double-doubles (7), second in overall rebounding (9.3), fourth in scoring (17.0) and sixth in blocked shots. He is the only player in the SEC top rank among the top 10 in all five categories.

Jones-ing

- Mason Jones is coming off his worst shooting performance of the year (1-of-10 overall and 0-for-6 from 3-point range), but still has had an impressive start to the SEC season.
- At Texas A&M, he shook off an 0-for-7 start from 3-point range to make three straight to propel the Razorbacks to the win. In his last three, he scored a career-high 30 versus Florida, 22 versus LSU and 18 at Tennessee.
- In SEC play, Jones is averaging a team-best 16.8 points and averaging 4.4 rebounds - second on the team.





DESI SILLS

0 G • Fr. • 6-2 • 196
Jonesboro, Ark.

Year	GP	GS	Min	Avg	FG	FGA	Pct	3FG	3FGA	Pct	FT	FTA	Pct	Off	Def	Tot	Avg	PF	FO	Ast	TO	Blk	Stl	Pts	Avg
2018-19	17	0	264	15.5	24	54	.444	10	29	.345	14	22	.636	5	14	19	1.1	34	0	31	26	0	9	72	4.2

Among those without a start, leads the team in minutes off the bench (15.5) and been first sub in 11 of 17 games ... Scored career-high 14 at Texas A&M, including 13 in the 1st half ... A consensus top 50 pick among the nation's top point guards ... Two-time, 1st team 6A All-State selection (2017 and 2018).

CAREER HIGHS

PTS: 14 at Texas A&M (01/05/19)
REB: 3 (2x), last vs. Austin Peay (12/28/18)
AST: 6 vs. FIU (12/01/18)
STL: 2 (2x), last vs. Austin Peay (12/28/18)
BLK: --



ISAIAH JOE

1 G • Fr. • 6-5 • 167
Fort Smith, Ark.

Year	GP	GS	Min	Avg	FG	FGA	Pct	3FG	3FGA	Pct	FT	FTA	Pct	Off	Def	Tot	Avg	PF	FO	Ast	TO	Blk	Stl	Pts	Avg
2018-19	17	17	500	29.4	77	183	.421	61	140	.436	31	43	.721	13	34	47	2.8	31	0	29	22	1	25	246	14.5

SEC Player of the Week (12/3) as he scored 34 points and made 10-of-3 3's vs. FIU ... 13th in NCAA in 3's made/gm (3.57) ... Among NCAA Freshmen, leads nation in 3PT FG% (.436) ... Scored double-digits in each of the first 13 games and 15 of 17 ... Leads the team with 13 charges taken ... Was the USA TODAY and Gatorade Arkansas Player of the Year.

CAREER HIGHS

PTS: 34 vs. FIU (12/01/18)
REB: 5 (3x), last at Ole Miss (01/19/19)
AST: 5 vs. Montana State (11/21/18)
STL: 5 (2x), last vs. Austin Peay (12/28/18)
BLK: --



ADRIO BAILEY

2 F • Jr. • 6-6 • 222
Campti, La.

Year	GP	GS	Min	Avg	FG	FGA	Pct	3FG	3FGA	Pct	FT	FTA	Pct	Off	Def	Tot	Avg	PF	FO	Ast	TO	Blk	Stl	Pts	Avg
2018-19	17	15	338	19.9	44	98	.449	1	5	.200	22	38	.579	16	46	62	3.6	46	2	16	16	15	12	111	6.5
CAREER	75	33	977	13.0	119	235	.506	1	5	.200	48	90	.533	58	118	176	2.3	134	3	40	45	45	41	287	3.8

A team captain ... Represents Arkansas on the SEC Men's Basketball Leadership Council ... Is only scholarship upperclassman on team ... 2nd on team with 60 deflections ... Had career-high 20-point effort vs UC Davis where he made 1st career 3-pointer ... Also vs UCD, scored 8 pts during 22-1 run to put game away.

CAREER HIGHS

PTS: 20 vs. UC Davis (11/12/18)
REB: 7 (2x), last vs. Oklahoma (11/23/17)
AST: 3 vs. Fresno State (11/17/17)
STL: 3 (4x) - last vs. UTA (11/23/18)
BLK: 5 vs. North Carolina (11/24/17)



JALEN HARRIS

5 G • R-So. • 6-2 • 166
Wilson, N.C.

Year	GP	GS	Min	Avg	FG	FGA	Pct	3FG	3FGA	Pct	FT	FTA	Pct	Off	Def	Tot	Avg	PF	FO	Ast	TO	Blk	Stl	Pts	Avg
2018-19	17	17	521	30.6	46	127	.362	6	41	.146	43	63	.683	8	40	48	2.8	33	0	110	30	1	17	141	8.3
CAREER	48	35	1160	24.2	93	234	.397	13	68	.191	81	114	.711	10	94	104	2.2	97	0	182	70	4	42	280	5.8

A team captain ... 5th in NCAA in assist-turnover ratio (3.67) ... 14th in NCAA in assists (6.5) ... 4 games w/ no turnovers, only 4 games with three-plus ... Career-high 15 pts at TX A&M, adding 9 assists ... Career-high 12 assists at Colorado St. ... Double-doubles vs Montana St (11 pts & 11 asts) and vs. UTSA (11 pts & 10 asts) ... 10 assists vs. FIU.

CAREER HIGHS

PTS: 15 (2x), last at Texas A&M (01/05/19)
REB: 9 vs. Nevada (01/07/17)
AST: 12 at Colorado State (12/05/18)
STL: 4 at Colorado State (12/05/18)
BLK: 1 (4x) - last vs. Texas State (12/22/18)



DANIEL GAFFORD

10 F • So. • 6-11 • 233
El Dorado, Ark.

Year	GP	GS	Min	Avg	FG	FGA	Pct	3FG	3FGA	Pct	FT	FTA	Pct	Off	Def	Tot	Avg	PF	FO	Ast	TO	Blk	Stl	Pts	Avg
2018-19	17	17	486	28.6	108	167	.647	0	0	.000	65	110	.591	48	111	159	9.4	48	2	13	46	35	18	281	16.5
CAREER	52	43	1276	24.5	272	438	.621	0	0	.000	150	271	.554	125	251	376	7.2	162	5	37	83	111	37	694	13.3

A team captain ... Sporting News Midseason All-American (3rd tm) ... SEC Player of the Week (27 pts & 12 rebs vs. Indiana) ... 7 double-doubles ... Career-high 32 vs Florida ... 14th NCAA in FG% (.647) ... 2nd in SEC w/ 9.4 rpg, 6th 16.5 ppg ... Team-best 92 deflections ... Naismith Trophy, Lute Olson Award & Kareem Abdul-Jabbar Award Watch Lists ... Preseason 1st team All-SEC ... Consensus lottery pick on Mock Drafts.

CAREER HIGHS

PTS: 32 vs. LSU (01/12/19)
REB: 14 vs. UTSA (12/15/18)
AST: 4 vs. Oral Roberts (12/19/17)
STL: 3 (2x), last vs. Austin Peay (12/28/18)
BLK: 7 (2x) - last vs. Auburn (02/27/18)



KEYSHAWN EMBURY-SIMPSON

11 G • Fr. • 6-3 • 202
Midwest City, Okla.

Year	GP	GS	Min	Avg	FG	FGA	Pct	3FG	3FGA	Pct	FT	FTA	Pct	Off	Def	Tot	Avg	PF	FO	Ast	TO	Blk	Stl	Pts	Avg
2018-19	17	0	245	14.4	26	78	.333	13	50	.260	12	18	.667	5	16	21	1.2	22	0	13	10	2	15	77	4.5

Averaging 14.4 minutes off the bench ... Among those without start, leading scorer off bench (4.5 ppg) ... Career-high 16 points at Ole Miss ... Scored 14 pts at Colorado State and vs. Austin Peay ... Has only committed 10 turnovers ... Played his senior year at IMG Acad. (Fla) ... 247Sports.com tabbed him the 22nd-best point guard in the nation ... As a junior at Midwest City HS, was ranked #1 player in the state.

CAREER HIGHS

PTS: 16 at Ole Miss (01/19/19)
REB: 3 (2x), last vs. FIU (12/01/18)
AST: 3 (2x), last at Tennessee (01/16/19)
STL: 3 vs. FIU (12/01/18)
BLK: 1 (2x), last vs. UTSA (12/15/18)



MASON JONES

13 G • So. • 6-5 • 207
Desoto, Texas

Year	GP	GS	Min	Avg	FG	FGA	Pct	3FG	3FGA	Pct	FT	FTA	Pct	Off	Def	Tot	Avg	PF	FO	Ast	TO	Blk	Stl	Pts	Avg
2018-19	17	17	500	29.4	77	183	.421	61	140	.436	31	43	.721	13	34	47	2.8	31	0	29	22	1	25	246	14.5

Led team in scoring 6 times, assists 4 times and both points and assists three times ... 7th in SEC in 3PT made (38) ... Leads team, ranks 6th in SEC in FT made (67) ... 2nd on team rebounds (4.9) & assists (5.4), 3rd in scoring (14.4) ... Had game-winning rebound and FT vs Indiana - adding 7 assists & no TO ... Had double-double (19 and 10) vs. FIU ... Avg. 15.5 pts, 6.9 rebs at Connors State JC.

CAREER HIGHS

PTS: 30 vs. Florida (01/09/19)
REB: 10 vs. FIU (12/01/18)
AST: 7 vs. Indiana (11/18/18)
STL: 3 (2x), last vs. Texas State (12/22/18)
BLK: 1 (3x), last at Ole Miss (01/19/19)



JONATHAN HOLMES

15 G • Jr. • 5-10 • 190
Columbia, Ill.

Year	GP	GS	Min	Avg	FG	FGA	Pct	3FG	3FGA	Pct	FT	FTA	Pct	Off	Def	Tot	Avg	PF	FO	Ast	TO	Blk	Stl	Pts	Avg
2018-19	3	0	7	2.3	0	5	.000	0	3	.000	0	0	.000	0	0	0	0.0	1	0	0	0	0	0	0	0
CAREER	20	0	32	1.6	7	25	.280	2	13	.154	1	2	.500	2	2	4	0.2	3	0	1	2	0	1	17	0.9

Fan favorite ... Last season saw action in 11 games and scored 15 points with three rebounds ... Hit his first collegiate 3-pointer versus Bucknell and added a trey versus Troy ... As a freshman, SEC First-Year Academic Honor Roll ... Played in six games as a walk-on.

CAREER HIGHS

PTS: 3 (2x), last vs. Oral Roberts (12/19/17)
REB: 1 (4x), last vs. Vanderbilt (02/10/18)
AST: 1 vs. Samford (11/10/17)
STL: 1 vs. Bucknell (11/12/17)
BLK: 0 --



GABE OSABUOHEN

22 F • So. • 6-8 • 221
Toronto, Canada

Year	GP	GS	Min	Avg	FG	FGA	Pct	3FG	3FGA	Pct	FT	FTA	Pct	Off	Def	Tot	Avg	PF	FO	Ast	TO	Blk	Stl	Pts	Avg
2018-19	17	0	227	13.4	18	56	.321	2	13	.154	17	36	.472	28	27	55	3.2	51	3	17	21	7	9	55	3.2
CAREER	37	0	363	9.8	28	81	.346	2	17	.118	19	46	.413	34	49	83	2.2	72	3	24	32	10	12	77	2.1

Pronounced oh-sah-BOY-en ... High energy guy off the bench ... 1st sub of bench in 13 of 17 games ... Second on team with 12 charges taken ... Last year, tied for second on team in charges taken with eight ... Has career-high 13 at Ole Miss and career-high 8 rebounds vs. Florida ... Made and took career-high FT at Tennessee (5-of-7) ... Made 1st career 3-pointer to give Arkansas 38-35 lead at halftime vs. Indiana.

CAREER HIGHS

PTS: 13 at Ole Miss (01/19/19)
REB: 8 vs. Florida (01/09/19)
AST: 4 (4x), last vs. Texas State (12/22/18)
STL: 2 vs. Montana State (11/21/18)
BLK: 1 (8x), last vs. Florida (01/09/19)



ETHAN HENDERSON

24 F • Fr. • 6-8 • 210
Little Rock, Ark.

Year	GP	GS	Min	Avg	FG	FGA	Pct	3FG	3FGA	Pct	FT	FTA	Pct	Off	Def	Tot	Avg	PF	FO	Ast	TO	Blk	Stl	Pts	Avg
2018-19	6	0	22	3.7	2	2	1.000	0	0	.000	1	3	.333	2	4	6	1.0	3	0	1	3	1	3	5	0.8

Had two steals and a put-back basket at Tennessee ... Rated the top player in Arkansas by 247Sports.com, ESPN.com and Future150.com, which also tabbed him the 30th-best power forward in the nation ... Named to the USA TODAY All-Arkansas first team ... Helped Parkview HS win the 2018 and 2016 5A state championships.

CAREER HIGHS

PTS: 3 vs. FIU (12/01/18)
REB: 2 (2x), last vs. UTA (11/23/18)
AST: 0
STL: 2 at Tennessee (01/15/19)
BLK: 1 vs. Montana State (11/21/18)



REGGIE CHANEY


35 F • Fr. • 6-8 • 222
Tulsa, Okla.

Year	GP	GS	Min	Avg	FG	FGA	Pct	3FG	3FGA	Pct	FT	FTA	Pct	Off	Def	Tot	Avg	PF	FO	Ast	TO	Blk	Stl	Pts	Avg
2018-19	17	2	281	16.5	50	86	.581	0	0	.000	5	16	.313	22	47	69	4.1	44	1	9	24	26	11	105	6.2

12th in SEC w/ 26 blocks ... Had a BLK in 15 straight gms (Gm 2-16) ... Career-highs 12 pts vs. Austin Peay and LSU ... Earned start vs. Austin Peay and at Ole Miss ... Set/tied career highs in assists (4), steals (4) & blocks (3) vs UTSA ... Had 3 blocks vs Indiana & Ga Tech ... On the USA TODAY All-Nevada second team (Findley Prep) ... As junior, rated #3 overall prospect from TX (Frisco Liberty HS).

CAREER HIGHS

PTS: 12 (2x), last vs. LSU (01/12/19)
REB: 8 (2x), last at Colorado St. (12/05/18)
AST: 4 vs. UTSA (12/15/18)
STL: 4 (2x), last vs. LSU (01/12/19)
BLK: 3 (4x), last vs. Ga Tech (12/19/18)



- Jones has led the team in both scoring and assists in the same game three times this season (Georgia Tech, Texas State and Florida). Overall, he has led the team in scoring a team-best six times, while leading the team in assists five times and rebounding once.
- Jones leads the team in free throw percentage (.817), is second on the team in rebounding (4.9) and assists (54) and third in scoring (14.4).

Harris Helper

- Jalen Harris had seven assists at Ole Miss and ranks **FIFTH IN THE NCAA** and **FIRST IN THE SEC** in assist-to-turnover ratio (3.67). He is **14th nationally** and second in the SEC in assists per game (6.5).
- **RECORD WATCH:** With 15 guaranteed games left (regular-season and at least one at SEC Tourney), Jalen Harris is on pace to have 208 assists this season. The Arkansas single-season record for assists is 219, set by Kareem Reid in 1995-96.

Gafford Backing Hype

- Daniel Gafford was on four preseason National Player of the Year Watch lists and named the Sporting News 2019 Midseason All-American team.
- Has seven double-doubles, second-best in the SEC. He only had three in 35 games as a freshman. Gafford has scored in double figures 15 times and pulled down double digits in rebounds 10 times (including double figures in rebounds in five of his last seven).
- In games Gafford has a double-double, he averages **18.4 pts 11.6 rebs** Arkansas is **6-1**
- In games Gafford does not have a double-double, he averages **15.2 pts 7.8 rebs** Arkansas is **4-6**
- Gafford ranks 14th in the NCAA and first in the SEC in field goal percentage (.647). In the SEC, Gafford also ranks second in rebounding (9.4), sixth in scoring (16.5) and fifth in blocked shots (2.06).
- Gafford was named **SEC Player of the Week** for his play in leading Arkansas to a win over Indiana, scoring a career-high 27 points and tying a then career-high with 12 rebounds.
- Gafford tied a school record, making 8-of-8 shots from the field versus Montana State. He is the 8th Razorback to make at least all 8 shot attempts in a game and the first to do so twice in his career (also going 8-of-8 versus Minnesota last season).
- Versus UTA, Gafford made a career-best nine free throws and tied a career-high with 10 attempts. Prior to UTA, Gafford had only made 13 free throws on 28 attempts.
- At Colorado State, battled foul trouble in the first half and did not attempt a field goal ... Scored 10 points and had six rebounds in the second half and spurred a 13-0 run to put the game away.
- Had a career-high 14 rebounds vs. UTSA and tallied his fourth double-double (13 pts and 14 boards).
- Even, what some would say were a "bad" performances versus Georgia Tech and Florida, Gafford still had 14 points, eight rebounds and three blocked shots versus Tech and pulled 12 boards versus Florida.

No Ordinary Joe; NCAA Leader by Fosh in 3-pt FG%

- Isaiah Joe has made at least one 3-pointer in 16 of 17 games (was 0-for-1 vs. LSU) and made at least three 3-pointers in a game 11 times this season.
- Joe broke out of a mini slump at Tennessee, scoring a game-high 23 points and making 7-of-13 from 3-point range.
- He **RANKS 13TH THE NCAA** and second in the SEC in 3-pointers made per game (3.59). He also ranks SEC in 3-pointers made (61).
- More impressively, while he is second in the SEC in 3-attempted (140), he is second in the SEC in 3-point FG% (.436).
- **AMONG NCAA FRESHMEN:**
 - 1st in 3-pt FG pct. (.436)
 - 2nd in 3-pt FG made per game (3.59)
 - 2nd in 3-pt FG made (61)
- **AMONG SEC FRESHMEN:**
 - 2nd in scoring (14.5 - SEC Frosh leader 14.9)
 - 1st in 3-pt FG made per game (3.6)
 - 1st in 3-pt FG pct. (.436)
 - 2nd in steals (1.5)
- **OVERALL SEC RANK**
 - 11th
 - 2nd (one behind SEC overall leader)
 - 2nd
 - 7th
- **RECORD WATCH:** With 15 guaranteed games left (regular-season and at least one at SEC Tourney), Joe is on pace to finish with 115 3's made. That would break the Arkansas single-season mark of 102, set by Scotty Thurman in 1994-95.
- For good measure, Joe leads the team in charges taken (13) and steals (25 - which ranks 7th in the SEC).

Helping Hand; 16th in the NCAA

- Arkansas has dished out at least 20 assists in a game six times, including 21 versus LSU.
- Arkansas ranks 16th in the NCAA in assists (17.3).
- **This season, an impressive 64 percent of Arkansas' made baskets have come off assists.**
- Games of note with high assist-to-made-basket ratio:

- Indiana	20 assists	28 FG made	71.4%
- Montana State	29 assists	37 FG made	78.4%
- UT Arlington	15 assists	21 FG made	71.4%
- FIU	28 assists	42 FG made	66.7%
- Colorado State	29 assists	38 FG made	76.3%
- UTSA	17 assists	23 FG made	73.9%
- Austin Peay	21 assists	27 FG made	77.8%
- LSU	21 assists	34 FG made	61.8%
- **In three of its losses, the Razorbacks only had eight assists vs. Texas, 10 vs. Western Kentucky and 10 vs. Florida.**

MOST HOME WINS IN NCAA SINCE 2011-12

when Anderson took reigns at Arkansas (thru Jan. 13, 2019)

1. Kentucky	128
2. Kansas	127
2. Oregon	126
4. Ohio State	122
Louisville	122
6. Michigan State	121
7. Arizona	120
8. Indiana	118
Cincinnati	118
Syracuse	118
11. ARKANSAS	117
Maryland	117

ARKANSAS CAREER BLOCKED SHOTS

1. 345 Oliver Miller	1989-92
2. 318 Steven Hill	2005-08
3. 256 Moses Kingsley	2014-17
4. 252 Andrew Lang	1985-88
5. 194 Darian Townes	2005-08
6. 130 Nick Davis	1996-98
7. 111 DANIEL GAFFORD 2018-pres.	
111 Hunter Mickelson	2011-13
111 Larry Satchell	2000-03

THE GAFFORD FILE

2019 SPORTING NEWS MIDSEASON ALL-AMERICAN

- One of 15 players. Gafford was named to the third team and was one of just two SEC players to make the list (UT's Grant Williams was 1st team pick).

2019 CITIZEN NAISMITH TROPHY PRESEASON WATCH LIST

- One of 50 candidates as named by the Atlanta Tipoff Club for the 2019 Citizen Naismith Trophy Men's Player of the Year honor.

2019 LUTE OLSON AWARD PRESEASON WATCH LIST

- One of 40 candidates for the top Division I player in college basketball. The award is determined by a committee consisting of current DI head coaches, retired head coaches, athletic directors and/or conference administrators, members of the national media and collegeinsider.com staff members.

2019 KAREEM ABDUL-JABBAR PRESEASON WATCH LIST

- One of 21 candidates as named by the Naismith Memorial Basketball Hall of Fame. The award recognizes the top centers in men's college basketball.

SEC PLAYER OF THE WEEK (Nov. 20, 2018)

2018-19 PRESEASON FIRST TEAM ALL-SEC

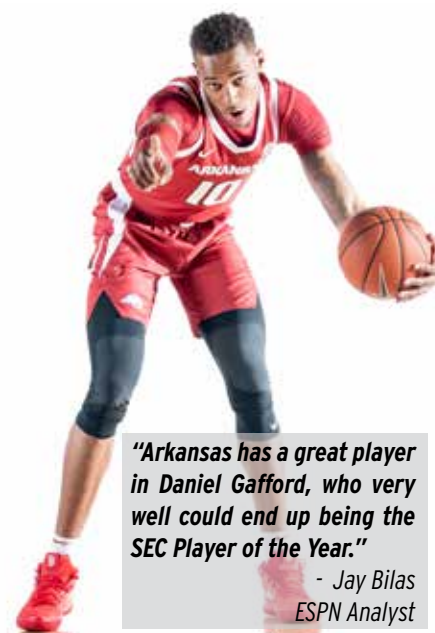
- **Media and Coaches**
- 2017-18 SEC ALL-FRESHMAN TEAM**
- **Was 3x SEC Freshman of the Week**

THE 2019 NBA MOCK DRAFTS

- Is projected to be a NBA Lottery pick in the 2019 draft, including (as of Oct. 20, 2018):
 - 7th by NBC Sports
 - 8th by Sports Illustrated
 - 8th by CBS Sports
 - 8th by BustingBrackets.com
 - 9th by Forbes
 - 10th by ESPN
 - 10th by NBADraft.net
 - 11th by Draftsite.com
 - 13th by BleacherReport.com
 - 14th by SBNation.com

HOW HE SPENT HIS SUMMER

- Invited to participate in the Nike Basketball Academy in Los Angeles. The annual developmental camp allowed 25 highly-touted college basketball players the opportunity to learn and train with current and past NBA superstars through a series of off-court workouts, drills, film sessions and 5-on-5 competition.



"Arkansas has a great player in Daniel Gafford, who very well could end up being the SEC Player of the Year."

- Jay Bilas
ESPN Analyst

• MISCELLANEOUS STATS •
Double-Figure Scoring Games

Player	16-17	17-18	18-19	Career
Gafford	NA	22	15	37
Joe	NA	NA	15	15
Jones	NA	NA	12	12
Harris	2	NA	6	8
Bailey	1	3	5	9
Chaney	NA	NA	5	5
Embery-Simpson	NA	NA	3	3
Osabuohien	NA	0	1	1
Sills	NA	NA	1	1

20+ Point Scoring Games

Player	16-17	17-18	18-19	Career
Gafford	NA	2	5	7
Jones	NA	NA	4	4
Joe	NA	NA	3	3
Bailey	0	0	1	1

30+ Point Scoring Games

Player	16-17	17-18	18-19	Career
Gafford	NA	0	1	1
Joe	NA	NA	1	1
Jones	NA	NA	1	1

3+ Three-Pointers in a Game

Player	16-17	17-18	18-19	Career
Joe	NA	NA	12	12
Jones	NA	NA	7	7
Embery-Simpson	NA	NA	1	1
Sills	NA	NA	1	1

5+ Three-Pointers in a Game

Player	16-17	17-18	18-19	Career
Joe	NA	NA	5	5
Jones	NA	NA	2	2

Double Figure Rebounding Games

Player	16-17	17-18	18-19	Career
Gafford	NA	4	9	13
Jones	NA	NA	1	1

Double Figure Assists Games

Player	16-17	17-18	18-19	Career
Harris	0	NA	4	4

Double-Doubles

Player	16-17	17-18	18-19	Career
Gafford	NA	3	7	10
Harris	0	NA	2	2
Jones	NA	NA	1	1

5+ Assist Games

Player	16-17	17-18	18-19	Career
Harris	1	NA	11	12
Sills	NA	NA	4	4
Jones	NA	NA	3	3

3+ Steals in a Game

Player	16-17	17-18	18-19	Career
Joe	NA	NA	4	4
Bailey	0	1	2	3
Jones	NA	NA	2	2
Chaney	NA	NA	2	2
Harris	2	NA	1	3
Gafford	NA	1	1	2
Embery-Simpson	NA	NA	1	1

3+ Blocks in a Game

Player	16-17	17-18	18-19	Career
Gafford	NA	13	5	18
Chaney	NA	NA	3	3
Bailey	0	1	2	3

CHARGE!

- Isaiah Joe took two charges versus both Florida and LSU and one at Ole Miss to give him a team-best 13 on the season.
- Gabe Osabuohien took two at Ole Miss and ranks second on the team with 12 charges taken this season.
- Last season, Daniel Gafford led the team by taking nine charges and Osabuohien tied for second with eight.
- Overall, the Razorbacks took 47 charges last season and have taken 32 to date this season.

Team Leaders
• DEFLECTIONS SEASON

Daniel Gafford	82
Adrio Bailey	60
Reggie Chaney	52
Isaiah Joe	49
Mason Jones	48
Jalen Harris	44
Gabe Osabuohien	35

MOST IN A GAME 2018-19

10 Daniel Gafford at Colorado State
10 Reggie Chaney vs. UTSA
9 Daniel Gafford vs. Austin Peay
8 Adrio Bailey at Colorado State
8 Mason Jones at Ole Miss
7 Daniel Gafford vs. Indiana AND vs. UTSA
7 Isaiah Joe vs. UC Davis
7 Adrio Bailey vs. FIU
7 Reggie Chaney vs. Ga Tech

• CHARGES TAKEN SEASON

Isaiah Joe	13
Gabe Osabuohien	12
Desi Sills	3
Keyshawn Embery-Simpson	2
Jalen Harris	2

MOST IN A GAME 2018-19

3 Isaiah Joe vs. UT Arlington
2 Gabe Osabuohien vs. UC Davis, Texas State AND Ole Miss
2 Isaiah Joe vs. Florida AND LSU

Block Party: 14th in NCAA

- Arkansas was credited with a season-low one blocked shot at Tennessee. However, the Razorbacks have blocked at least four shots in 14 of their 17 games this season. (Only had three at Texas A&M and three at Ole Miss.)
- Arkansas still **ranks 14th in the NCAA – but 5th in the SEC** – in blocked shots (5.4).

Recent 30-Point Club Members

- Daniel Gafford scored a career-high, 32-points versus LSU (Jan. 11). The previous game, Mason Jones scored a career-high 30-points versus Florida (Jan. 9).
- Isaiah Joe has also broken the 30-point plateau this season, getting 34 points versus FIU (Dec. 1).
- Gafford's performance versus the Tigers marked the 120th time a Razorback has scored at least 30. Gafford became the 48th Razorback to accomplish the feat.

Gafford Named SEC Player of the Week

- After posting career highs and leading the Razorbacks to a win over Indiana, Daniel Gafford was been named the SEC Men's Basketball Player of the Week.
- Gafford scored a career-high 27 points and tied his career high with 12 rebounds while adding three blocked shots and two steals. Gafford was most effective in the second half, scoring 19 points, grabbing seven rebounds and getting two steals. In fact, he was 9-for-10 shooting from the field in the period while the rest of the team was just 5-of-23 from the field and scored 16 points.
- Three times in within the final 11 minutes, Indiana took a one-point lead and, each time, Gafford answered to put the Razorbacks back on top. He additionally broke a 63-63 tie with 5:46 left with one of his four dunks on the evening. In the final seconds, Gafford tipped the ball out after a missed shot that led to a Mason Jones rebound and eventual game-winning free throw with 2.5 seconds left.

Joe Named SEC Player of the Week

- Isaiah Joe was named the Southeastern Conference Men's Basketball Player of the Week. Joe scored 34 points - 17 in each half - and made 10-of-13 shots from 3-point range to lead the Razorbacks to a 121-89 victory over FIU.
- Joe joins Courtney Fortson (Dec. 15, 2009) as the only Razorback freshman to be named SEC Player of the Week.

MOST SEC WINS IN THE...

LAST 2 YEARS 2017-18		LAST 3 YEARS 2016-18		LAST 4 YEARS 2015-18		LAST 5 YEARS 2014-18		LAST 6 YEARS 2013-18	
1. Kentucky	26	1. Kentucky	39	1. Kentucky	57	1. Kentucky	69	1. Kentucky	81
2. Florida	25	2. Florida	34	2. ARKANSAS	44	2. Florida	60	2. Florida	74
3. ARKANSAS	22	3. ARKANSAS	31	3. Florida	42	3. ARKANSAS	54	3. ARKANSAS	64
4. Tennessee	21	4. South Carolina	30	4. Texas A&M	41	4. Texas A&M	49	4. Georgia	58
5. Auburn	20	5. Texas A&M	30	5. Georgia	37	5. Georgia	49	5. Ole Miss	57
6. South Carolina	19	6. Tennessee	27	6. South Carolina	36	6. Ole Miss	45	6. Texas A&M	56
7. Alabama	18	7. Vanderbilt	27	7. Vanderbilt	36	7. Tennessee	45	7. Tennessee	56
8. Texas A&M	17	8. Alabama	26	8. Ole Miss	36	8. Vanderbilt	43	8. Alabama	53
9. Georgia	16	9. Georgia	26	9. Tennessee	34	9. South Carolina	41	9. Vanderbilt	51
10. Vanderbilt	16	10. Auburn	25	10. Alabama	34	10. Alabama	41	10. LSU	50
11. Ole Miss	15	11. Ole Miss	25	11. LSU	32	11. LSU	41	11. South Carolina	45
12. Missouri	15	12. Miss. State	22	12. Auburn	29	12. Auburn	35	12. Auburn	38
13. Missouri	12	13. LSU	21	13. Miss. State	28	13. Miss. State	31	13. Missouri	38
14. LSU	10	14. Missouri	15	14. Missouri	18	14. Missouri	27	14. Miss. State	35

- The 34 points are second (tied) on the Arkansas all-time list for most points by a freshman in a game. Bobby Portis scored 35 as a freshman versus Alabama in 2014. Scotty Thurman scored 34 twice as a freshman. This was just the seventh time a Razorback freshman has ever scored at least 30 points in a game.
- He is just the fourth Razorback (fifth time in school history) to make at least 10 3-pointers in a game and just the 10th player in SEC history (11th time in league history) to make at least 10 in a game. (Arkansas' Rotnei Clarke had at least 10, 3's twice in his career).
- Joe was 10-for-13 from 3-point range and that .764 percentage ties for the best percentage in SEC history for those that made at least 10 in a game. (Alabama's John Petty was also 10-of-13 last season.)
- After FIU trimmed its deficit to four (24-20) at 8:29 in the first half, Joe drained a 3-pointer and scored 14 points over the next 4:37 to put Arkansas up 20.
- Joe started the game going 1-for-3 from 3-point range. He then made six straight attempts and finished the game making 9-of-his-last-10 from long distance.

Arkansas is Not Just Young, But Inexperienced Too

- Arkansas is not only one of the youngest teams in the nation, but also one of the most inexperienced.

9 TEAMS WITH NO SENIORS	MOST FR/SO ON SCHOLARSHIP	FEWEST UPPERCLASSMEN ON SCHOLARSHIP
ARKANSAS	12 - Duquesne	1 - ARKANSAS
Mount St. Mary's Univ.	11 - ARKANSAS	1 - Duquesne
Seattle / Cal Northridge	11 - Mount St. Mary's Univ.	
Duquesne / North Florida		
Virginia / Cal / UT Arlington		

MOST SCHOLARSHIP NEWCOMERS	FEWEST RETURNING SCHOLARSHIP PLAYERS
13 - Detroit Mercy	1 - Chattanooga
12 - FAU	2 - Duquesne
12 - Seattle	2 - Drake
12 - UT Arlington	3 - ARKANSAS
11 - Missouri State	3 - USF
11 - Duquesne	3 - MTSU
10 - Mount St. Mary's Univ	3 - Missouri State
10 - Belmont	3 - Mount Saint Mary's Univ.
10 - New Mexico	3 - UTA
9 - ARKANSAS	3 - Detroit Mercy
9 - Pepperdine	3 - FAU
9 - MTSU	3 - UT Arlington

"We have a bunch of piglets but they are starting to develop teeth. Best thing about piglets is they grow up to be Hogs."

- Mike Anderson

Arkansas Head Basketball Coach

Percentages Not in Returners Favor

- With three returning players, the 10 newcomers will be counted on heavily to fill several roles.

	Returning	Lost
Scoring	576 / 20.4%	2243 / 79.6%
• 3-Pointers Made	2 / 0.1%	267 / 99.9%
• FT Made	108 / 20.0%	432 / 80.0%
Rebounding	327 / 27.1%	880 / 72.9%
Assists	49 / 9.8%	452 / 90.2%
Blocked Shots	97 / 59.5%	66 / 40.5%
Steals	38 / 17.4%	180 / 82.6%

Gafford Preseason All-SEC; Hogs Picked 10th

- Daniel Gafford was named to the SEC Men's Basketball Preseason All-Conference first team, as selected by a panel of both league and national media members.
- The Razorbacks, one of a league-record eight teams to play in the NCAA Tournament last season, were picked 10th in the preseason poll.
- The good news for Razorback fans is that Arkansas has exceeded the preseason polls in each of the last five years.

YEAR	PRESEASON	FINISH	Record • SEC
2013-14	8th	5th	22-12 • 10-8
2014-15	3rd	2nd	27-9 • 13-8
2015-16	1th	t-8th	16-16 • 9-9
2016-17	5th	t-3rd	26-10 • 12-6
2017-18	6th	t-4th	23-12 • 10-8
2018-19	10th	??	--

Did You Know

- Of the **351 teams** in NCAA Division I Basketball:
 - ^ Only **37 teams** have gone to NCAA Tourney in 3 of last 4 years - **INCLUDING ARKANSAS.**
 - ^ Only **28 of those 37** played in last year's NCAA Tournament - **INCLUDING ARKANSAS.**
 - ^ Only **23 of those 28** played in each of the last two NCAA Tournaments - **INCLUDING ARKANSAS.**

Sustained Success, Elite SEC Company

- The Razorbacks are one of two teams in the league to finish .500 or better in SEC play each of the last six years.

Slam Dunk; On Pace to Break Last Year's Record

- The Razorbacks threw down 10 dunks in the win over Montana State - the second-best, single-game total in the Mike Anderson era. Arkansas added nine versus FIU.
- Arkansas has 76 dunks in 16 games this season, an average of 4.6 per game.
- Arkansas' 124 dunks in 2017-18 (3.5 per game) were the most of the Mike Anderson era. The only other Arkansas team to reach 100 dunks in a season was the 2014-15 team who totaled exactly 100 dunks.

Familiar Foe in the Big 12/SEC Challenge

- Arkansas will travel to Lubbock, Texas to play in the Big 12/SEC Challenge versus Texas Tech, which reached the Elite 8 last season before falling to eventual national champion, Villanova.

• ABOUT ARKANSAS •

ABOUT ARKANSAS

Location	Fayetteville, Ark.
Enrollment	27,558
Founded	1871
Colors	Cardinal (PMS 201) and White
Nickname	Razorbacks
Conference	Southeastern (SEC)
Arena (Capacity)	Bud Walton Arena (19,200)

ADMINISTRATION

System President	Dr. Donald R. Bobbitt
Chancellor	Dr. Joseph E. Steinmetz
Athletic Director	Hunter Yurachek
Faculty Representative	Gerald Jordan

COMMUNICATIONS

Basketball SID	Mike Cawood
Email	tmcawood@uark.edu
Cell Phone	479-236-2090
Office Phone	479-575-3114
Office Fax	479-575-7481
Athletic Website	ArkansasRazorbacks.com
Arkansas Ticket Office	479-575-5151

HISTORY

First Year	1923-24
Seasons	96th
Overall Conference Championships	24 (2 SEC, 22 SWC)
SEC Overall Championships	2 (1992, 1994)
SEC Division Championships	4 (1992, 1993, 1994, 1995)
SEC Tournament Championships	1 (2000)
NCAA Tournament Appearances	33*
National Championships	1 (1994)
National Runner-Up	1 (1995)
NCAA Final Fours	6 (1941, 1945, 1978, 1990, 1994, 1995)
NCAA Elite Eight	10
NCAA Sweet 16	10
NIT Record (App.)	5-4 (3)

* - Arkansas received a bid in 1944 but was unable to participate due to a car accident. Total number of bids is 33 and total number of appearances is 32.

Mike'd Up Radio Show

- Featuring Mike Anderson and Chuck Barrett
- Sassy's Red House College Avenue (479-856-6966)
 - Monday, Jan. 21 7-8 pm
 - Monday, Jan. 28 7-8 pm
 - Monday, Feb. 4 7-8 pm
 - Monday, Feb. 18 7-8 pm
 - Monday, Mar. 4 7-8 pm

SEC TELECONFERENCE

THURSDAY, JAN. 24	Monday, Feb. 4
Monday, Feb. 18	Monday, March 4
Monday, March 11	Monday, March 18

Order of Appearance (ALL TIMES CENTRAL):

10:00 a.m.	Bryce Drew, Vanderbilt
10:07 a.m.	Michael White, Florida
10:14 a.m.	Frank Martin, South Carolina
10:21 a.m.	Tom Crean, Georgia
10:28 a.m.	Will Wade, LSU
10:35 a.m.	John Calipari, Kentucky
10:42 a.m.	Rick Barnes, Tennessee
10:49 A.M. MIKE ANDERSON, ARKANSAS	
10:56 a.m.	Avery Johnson, Alabama
11:03 a.m.	Bruce Pearl, Auburn
11:10 a.m.	Kermit Davis, Ole Miss
11:17 a.m.	Ben Howland, Mississippi State
11:24 a.m.	Cuonzo Martin, Missouri
11:31 a.m.	Billy Kennedy, Texas A&M

• MIKE ANDERSON RECORD BREAKDOWN •

Overall: 361-191 (.654)
Home: 245-44
Away: 65-106
Neutral: 51-41

At Arkansas: 161-93 (.635)
Home: 117-20
Away: 26-52
Neutral: 18-21

Against Ranked Teams: 29-57
at Arkansas: 13-23
Home: 18-14, 10-5 at Arkansas
Away: 4-13, 2-11 at Arkansas
Neutral: 6-14, 0-7 at Arkansas

One-Possession Games: 48-39
at Arkansas: 24-17
Home: 24-9, 14-4 at Arkansas
Away: 16-21, 7-8 at Arkansas
Neutral: 8-9, 3-5 at Arkansas

Decided by 5 Pts / Less: 71-62
at Arkansas: 38-25
Home: 34-16, 20-6 at Arkansas
Away: 27-33, 14-14 at Arkansas
Neutral: 10-13, 4-5 at Arkansas

In Overtime Games: 12-13
at Arkansas: 8-8
Home: 9-2, 6-2 at Arkansas
Away: 3-8, 2-4 at Arkansas
Neutral: 0-3, 0-2 at Arkansas

Conference Games: 156-115
at Arkansas: 71-58
Home: 101-34, 47-17 at Arkansas
Away: 55-81, 24-41 at Arkansas

Scoring Below 50 Points: 0-4
at Arkansas: 0-2
Home: 0-0, 0-0 at Arkansas
Away: 0-4, 0-2 at Arkansas
Neutral: 0-0, 0-0 at Arkansas

Scoring 50-59 Points: 5-28
at Arkansas: 3-14
Home: 2-7, 2-3 at Arkansas
Away: 1-16, 0-10 at Arkansas
Neutral: 2-5, 1-1 at Arkansas

Scoring 60-69 Points: 43-71
at Arkansas: 17-38
Home: 21-14, 11-5 at Arkansas
Away: 15-39, 4-22 at Arkansas
Neutral: 7-18, 2-11 at Arkansas

Scoring 70-79 Points: 99-59
at Arkansas: 47-26
Home: 58-15, 28-7 at Arkansas
Away: 27-29, 13-12 at Arkansas
Neutral: 14-15, 6-7 at Arkansas

Scoring 80-89 Points: 121-26
at Arkansas: 46-12
Home: 87-8, 37-6 at Arkansas
Away: 15-15, 4-5 at Arkansas
Neutral: 19-3, 5-1 at Arkansas

Scoring 90-99 Points: 67-1
at Arkansas: 35-0
Home: 59-0, 30-0 at Arkansas
Away: 3-1, 1-0 at Arkansas
Neutral: 3-0, 2-0 at Arkansas

Scoring 100 or More Points: 24-1
at Arkansas: 11-0
Home: 18-0, 9-0 at Arkansas
Away: 1-1, 1-0 at Arkansas
Neutral: 5-0, 1-0 at Arkansas

- In the 78 previous meetings with the Red Raiders, Arkansas and Texas Tech are all square at 39-39.
- The last time the teams met, which was in the 2016 edition of the Big 12/SEC Challenge, the Razorbacks won, 75-68, in overtime. Arkansas has won five of the last six in the series with Texas Tech and 11 of the last 15.
- Arkansas will be playing in its fifth consecutive Big 12/SEC Challenge. The Razorbacks are 2-2 in the Big 12/SEC Challenge with wins over Texas Tech (2016) and Oklahoma State (2018). Arkansas lost at Iowa State (2015) and at Oklahoma State (2017).

Anderson Honored by Brandon Burlsworth Foundation

- This past August, University of Arkansas head basketball coach Mike Anderson was honored at the annual Brandon Burlsworth Foundation Legends Dinner. Anderson is the ninth Legend the Burlsworth Foundation has honored.
- "The Legends Dinner recognizes a person each year who has made great contributions to our state," said Marty Burlsworth, Chairman/CEO and Founder of the Brandon Burlsworth Foundation. "Coach Anderson has a long history with the University and the state of Arkansas, so it was an easy choice for our board of directors to honor him in this way."
- Anderson is one of four Division I coaches with 15-plus years of head coaching experience and has never experienced a losing season while being the only coach to accomplish the feat at three different programs. In his first 16 years of being a head coach, Anderson has led his teams to 11 postseason berths, including nine NCAA Tournament appearances, and posted 11, 20-win seasons.
- While his on-court success is evident, Coach Anderson is equally a champion in the community. He created his own Mike Anderson Foundation, which provides funding for programs focused on preventative health care education and assists organizations that offer nutritional support for children. Anderson is active with the Yvonne Richardson Center and Samaritan's Feet. Also, each year at the annual Red-White Game, fans get in free with a canned food item, which helps support the Northwest Arkansas Food Bank. In fact, Anderson has done similar food drives as the head coach at Missouri and UAB as well as assist with Special Olympics at all three stops.

Moncrief Enshrined in Hall of Fame; Joins Richardson and Sutton in Hall

- Last March, Arkansas legend Sidney Moncrief was elected to the National Collegiate Basketball Hall of Fame Class of 2018. The ceremony was **Sunday, Nov. 18** in Kansas City. Others being inducted into the class are Arizona's Sean Elliott, Houston's Otis Birdsong, North Carolina's Sam Perkins, Morgan State's Marvin Webster and USC's Paul Westphal will join former Charleston coach John Kresse and former Oregon Tech coach Danny Miles.
- Moncrief is the third Razorback to be inducted into the National Collegiate Basketball Hall of Fame, joining his former coach Eddie Sutton who was selected in 2011 and Nolan Richardson who entered in 2008. All three Arkansas legends have a banner hanging in the rafters of Bud Walton Arena.
- One of the Arkansas' famed "Triplets", Moncrief ended his career as Arkansas's leader in scoring (he ranks second now behind Todd Day) with 2,066 points from 1976-79. He poured in 600-plus points each of his last two years in Fayetteville, one of just four Razorbacks to score more than 600 points during two separate seasons.
- Moncrief helped lead Arkansas to two Elite Eight appearances and the 1978 Final Four, when the Razorbacks recorded Arkansas' first of five total 30-win seasons in program history (32-4). A 14-time All-American, Moncrief's name is scattered all through Arkansas' record book and he was named All-Southwest Conference his last three years, while being named to the 1978 NCAA Tournament All-Regional West Team and to the 1979 All-Regional Midwest Team.
- Moncrief was drafted fifth overall in the 1979 NBA Draft to the Milwaukee Bucks, where he spent his first 11 NBA seasons, before finishing his career in Atlanta in 1990-91. The Little Rock native was just the second Razorback in school history to be selected in the first round of the NBA Draft and remains as the only player to be taken in the top five. While in Milwaukee, Moncrief earned All-NBA first team honors once (1983) and second team honors four times (1982-85 and 1986). The five-time All-Star was also named to the NBA's All-Defensive first team four years (1983-86) and second team in 1982, along with earning NBA Defensive Player of the Year honors two seasons (1982-83 and 1983-84). During his 12-year NBA career, Moncrief averaged 15.6 points, 4.7 rebounds and 3.6 assists per game.

Signee Justice Hill Joins Team

- On Nov. 14, 2018, Arkansas men's head basketball coach Mike Anderson announced Justice Hill signed a National Letter of Intent. Hill graduated high school in December 2018 and, on Jan. 3, 2019, Hill began practicing with the Razorback basketball team.
- "Obviously, we are very excited to have Justice join our family," Anderson said. "He committed to us as a freshman and has continued to grow both as a player and a person. He is an excellent student and athlete who comes from an outstanding family. Justice possesses good court vision, has really good basketball instincts and is athletic. He will be a perfect fit for our 'FASTEST40' style of play."
- Through his junior season, Hill was rated the #3 overall prospect in Arkansas and #36-best point guard in the nation by 247Sports.com ... Also a three-star recruit by Rivals.com, which has him as the 48th-best point guard in the nation.
- Named to the 2018 5A All-State basketball team as a junior as he averaged 19.5 points, six assists, four steals and four rebounds ... As a sophomore, averaged 15 points, four rebounds, three assist and two steals.
- Played summer ball with the Arkansas Hawks, teaming with current Razorbacks Isaiah Joe, Desi Sills and Ethan Henderson.
- A standout quarterback for the Little Rock Christian football team and received several FBS football scholarship offers as well ... Named the **2018-19 Gatorade Arkansas Football Player of the Year** Passed for 3,034 yards with 37 touchdowns and 4 interceptions and rushed for 1,000 yards and 21 touchdowns ... In the playoffs, accounted for seven touchdowns in the both the quarterfinals and semifinals ... **Was the game MVP in leading the Warriors to their first state championship** beating four-time defending champion Pulaski Academy ... In the title game, accounted for 330 yards and four touchdowns, including two passing and two rushing ... Completed 12-of-25 passes for 218 yards ... On the ground, he had 112 yards on 15 carries.
- Finished second in the 2018 5A state championship in the high jump (6-2) and placed fifth at the state meet in the long jump (21-1.75).
- High school head coach is Clarence Finley ... Arkansas Hawks AAU coach is Bill Ingram.
- Son of Dr. Fitz Hill, who was an assistant football coach at Arkansas under Jack Crowe, Danny Ford and Houston Nutt from 1992-2000 and went on to be the head coach at San Jose State (2001-04).

• THE LAST TIME •

POINTS »

- Scored 100+ : 12/01/18 - 121 vs. FIU
- Scored 100+ in an SEC game: 02/10/15 - 101 vs. Auburn
- Scored fewer than 50: 02/09/16 - 46 at Mississippi State

Overtime Games »

- Played in an OT game: 01/12/19 vs LSU, L, 94-88 (OT)
- Played in a 2OT game: 01/23/18 at Georgia, W, 80-77 (2 OT)
- Played in a 3OT game: 02/09/80 vs. Houston, L, 90-84 (3 OT)

Versus Top-25 opponents »

- Beat an AP Top 25 team: 03/09/18 vs. No. 23 Florida, W, 80-72
- Beat an AP Top 20 team: 02/27/18 vs. No. 14 Auburn, W, 91-82
- Beat an AP Top 15 team: 02/27/18 vs. No. 14 Auburn, W, 91-82
- Beat an AP Top 10 team: 01/27/16 vs. No. 5 Texas A&M, W, 74-71
- Beat an AP Top 5 team: 01/27/16 vs. No. 5 Texas A&M, W, 74-71

Versus Top-25 opponents on the road »

- Beat an AP Top 25 team on road: 02/15/17 at No. 21 South Carolina, W, 83-76
- Beat an AP Top 5 team on road: 02/09/94 at No. 4 Kentucky, W, 90-82

Double-Doubles »

- Two players in same game: 12/15/18 vs. UTSA
- Daniel Gafford (13 pts, 14 rebs) and Jalen Harris (11 pts, 10 assists)

3-Point Shooting »

- 10+ 3FGM in a game: 01/15/19 - 10 at Tennessee
- 15+ 3FGM in a game: 01/09/16 - 16 vs. Mississippi State

At the Charity Stripe »

- Attempted 40+ FT in a game: 12/22/18 - 40 vs. Texas State
- MADE 20+ FT in a game: 12/22/18 - 28 (of 40) vs. Texas State
- MADE 30+ FT in a game: 11/23/18 - 34 vs. UTA

ASSISTS »

- Had 20+ assists: 01/12/19 - 21 vs. LSU
- Had 25+ assists: 12/05/18 - 28 vs. Colorado State
- Had 20+ assists in back-to-back games: 12/01/18 (27 vs. FIU)
- 12/05/17 (29 vs. Montana State)
- Had 2 players with 5+ assists: 01/15/19 at Tennessee
- Mason Jones - 6, Jalen Harris - 5
- Had 3 players with 5+ assists: 11/21/18 vs. Montana State
- Jalen Harris - 11, Isaiah Joe - 5, Desi Sills - 5

Points »

- Scored 30-39 points in a game: by Daniel Gafford - 01/12/19 (32) vs. LSU
- Scored 40-49 points in a game: by Todd Day - 01/11/92 (43) vs. LSU
- Scored 50+ points in a game: by Rotnei Clarke - 11/13/09 (51) vs. Alcorn State

Double-Doubles »

- Points/Rebounds: 01/05/19 at Texas A&M
- 11 pts & 11 rebs by Daniel Gafford
- Points/Assists: 12/15/18 vs. UTSA
- 11 pts and 10 assists by Jalen Harris

Rebounds »

- Had 15+ rebounds in a game: by Bobby Portis - 03/07/15 (15) vs. LSU
- Had 20+ rebounds in a game: by Nick Davis - 11/21/97 (23) vs. Jackson State

Three-Point Shooting »

- 5+ 3FGM in a game: by Isaiah Joe - 01/19/19 (7-of-13) at Tennessee

AT THE CHARITY STRIPE »

- 10+ FTA in a game: by Mason Jones - 01/19/19 (13 / 12-of-13) vs. Florida
- 10+ FT Made: by Mason Jones - 01/19/19 (12 / 12-of-13) vs. Florida

Assists »

- 10+ assists in a game: by Jalen Harris - 12/15/18 (10) vs. UTSA
- Consecutive 5+ assists games: by Jalen Harris - 12/28/18 (7) vs. Austin Peay
- 01/05/19 (9) at Texas A&M
- Six straight 5+ assists games: by Jalen Harris 11/21/18 (11) vs. Montana St.
- 11/23/18 (6) vs. UTA
- 12/01/18 (10) vs. FIU
- 12/05/18 (12) at Colorado State
- 12/08/18 (7) vs. Western Kentucky
- 12/15/18 (10) vs. UTSA
- Consecutive 10+ assists games: by Jalen Harris - 12/01/18 (10) vs FIU
- 12/05/18 (12) at Colorado State

Blocks »

- Had 3+ blocks in a game: by D. Gafford - 12/28/18 - (4) vs. Austin Peay
- Had 5+ blocks in a game: by Daniel Gafford - 02/27/18 - (7) vs. Auburn

Steals »

- Had 5+ steals in a game: 12/28/18 - 5 by Isaiah Joe vs. Montana State
- Had consecutive 5+ steal games: 01/01/06 - by Ronnie Brewer (5) vs. W. Illinois
- 01/07/06 (5) vs. Mississippi State

• RAZORBACK/IMG SPORTS NETWORK RADIO AFFILIATES •

Batesville (Games)
Batesville (Coaches Show)
Camden (Games)
Camden (Coaches Show)
Crossett
Crossett
De Queen
DeWitt
El Dorado
Fayetteville
Fayetteville (Games)
Fayetteville

KWOZ-FM 103.3
KBTA-AM 1340
KAMD-FM 97.1
KCXY-FM 95.3
KAGH-AM 800
KAGH-FM 104.9
KDQN-FM 92.1
KDEW-FM 97.3
KAGL-FM 93.3
KOSM-FM 92.1
KYNG-AM 1500
KAKS-FM 99.5
Fayetteville
Fayetteville
Fayetteville
Forrest City
Fort Smith
Glenwood
Glenwood
Hot Springs/Mena
Jonesboro
Little Rock
Magnolia
Marshall

KUOA-AM 1290
KUOA-FM 95.3
KBVA-FM HD3 106.5
KBFC-FM 93.5
KERX-FM 95.3
KHGZ-AM 670
KHGZ-FM 98.9
KTG FM 96.3
KEGI-FM 100.5
KABZ-FM 103.7
KZHE-FM 100.5
KBCN-FM 104.3
Mena
Mena / Hot Springs
Monett, Mo.
Monticello
Morrilton
Mountain Home
Ozark
Ozark
Searcy
Texarkana, Texas
Wynne

KENA-FM 104.1
KTTG-FM 96.3
KKBL-FM 95.9
KGPQ-FM 99.9
KCON-FM 99.3
KOMT-FM 93.5
KDYN-AM 1540
KDYN-FM 96.7
KRZS-FM 99.1
KKTK-AM 1400
KWYN-FM 92.5

• 2018-19 RECORD BREAKDOWN •
RECORD BREAKDOWN

At Home (Bud Walton Arena)	7-4
On The Road	2-2
Neutral	1-1
White Uniforms	8-4
Cardinal Uniforms	2-2
Cardinal/Camo Armed Forces Classic Uniform	0-1

GENERAL

When Arkansas controls the tip	6-3
When opponent controls the tip	4-4
When Arkansas scores first	7-4
When opponent scores first	3-3

LEADS AND DEFICITS

Leading at the half – home	7-2
Leading at the half – road/neutral	3-0
Tied at the half – home	0-0
Tied at the half – road/neutral	0-0
Trailing at the half – home	0-2
Trailing at the half – road/neutral	0-3
Games decided by 5 points or fewer	3-3
Games decided by 10 points or fewer	3-5
Leading with 5:00 left in regulation	8-2
Leading with 2:00 left in regulation	10-2
Overtime games	0-2

OFFENSE

Scoring less than 70 points	0-3
Scoring 70-79 points	6-2
Scoring 80-89 points	1-2
Scoring 90-99 points	2-0
Scoring 100+ points	1-0
2 Players Or Less in Double Figures	0-1
3 Players in Double Figures	1-3
4 Players in Double Figures	7-3
5 Players in Double Figures	1-0
6 Players in Double Figures	1-0
7 Players in Double Figures	0-0
1 Player Scores 20+ Points	3-1
2 Players Score 20+ Points	2-1
When shooting 50 percent or higher	3-1
When shooting less than 50 percent	7-6

REBOUNDING/TURNOVERS

When out-rebounding opponent	5-0
When out-rebounded	5-7
When rebounds are even	0-0
When grabbing 10+ offensive reb	7-6
When forcing 15+ turnovers	6-3
When committing less than 15 turnovers	6-0
When committing 15+ turnovers	4-7

When Top Scorer Is (Includes Ties)

Daniel Gafford	Season: 3-2	Career: 7-3
Mason Jones	Season: 4-2	Career: 4-2
Isaiah Joe	Season: 2-2	Career: 2-2
Jalen Harris	Season: 1-0	Career: 1-0
K. Emery-Simpson	Season: 0-1	Career: 0-1

When Top Rebounder Is (Includes Ties)

Daniel Gafford	Season: 8-7	Career: 22-12
Adrio Bailey	Season: 0-0	Career: 1-0
Mason Jones	Season: 1-1	Career: 1-1
Reggie Chaney	Season: 1-0	Career: 1-0

Months

In November	4-1
In December	5-2
In January	1-4
In February	0-0
In March	0-0
In April	0-0

#DUNKPALACE

DUNKS BY PLAYER CAREER '18-19

Daniel Gafford	120	45
Adrio Bailey	31	10
Reggie Chaney	11	11
Jalen Harris	7	7
Isaiah Joe	1	1
Gabe Osabuohien	6	3
Desi Sills	1	1
TOTALS	178	78

MOST DUNKS IN A HALF 2018-19

6	1st	Montana State (11/21/18)
5	2nd	FIU (12/01 / APSU (12/28)

RECORD BY DUNKS 2018-19

5+ Dunks	6-1
4 Dunks	0-2
2-3 Dunks	4-2
1 Dunk	0-1
0 Dunks	0-0


**• DUNKS IN A GAME •
(ANDERSON ERA)**

Dunks	Opponent	Year
12	Samford	2017-18
10	MONTANA STATE	2018-19
9	FIU	2018-19
8	Auburn	2017-18
8	Mississippi State	2012-13
9	FIU	2018-19
7	LSU	2018-19
7	Troy	2017-18
7	Fresno State	2017-18
7	Minnesota	2012-13
7	Alabama A&M	2012-13
7	Northwestern State	2015-16
7	Northwestern State	2014-15
7	Vanderbilt	2014-15

MOST DUNKS IN THE SEC 2018-19

(as of JAN. 21, 2019)

LSU	91	17 games
Auburn	89	17 games
ARKANSAS	78	17 GAMES
Tennessee	74	17 games
Texas A&M	68	16 games
Mississippi State	68	17 games
Kentucky	67	17 games
Georgia	58	17 games
Vanderbilt	55	17 games
Alabama	52	17 games
South Carolina	46	17 games
DANIEL GAFFORD	45	17 games
Ole Miss	44	17 games
Florida	25	17 games
Missouri	24	16 games

78 DUNKS IN 17 GAMES (4.5 avg)


Of Gafford's career 275 field goals made, 44 percent (120 total) have been dunks.





2018-19 SEC STANDINGS

THROUGH MONDAY - JAN. 21



	SEC	PCT.	HOME	AWAY	OVERALL	PCT.	HOME	ROAD	NEUTRAL	STRK
Tennessee	5-0	1.000	3-0	2-0	16-1	.941	11-0	3-0	2-1	W12
LSU	4-0	1.000	2-0	2-0	14-3	.824	10-0	2-1	2-2	W7
Ole Miss	4-1	.800	2-1	2-0	14-3	.824	8-1	3-1	3-1	W1
Kentucky	4-1	.800	2-0	2-1	14-3	.824	10-0	3-1	1-2	W4
South Carolina	4-1	.800	2-0	2-1	9-8	.529	6-4	2-3	1-1	L1
Mississippi State	2-2	.500	1-1	1-1	14-3	.824	9-1	2-1	3-1	W2
Auburn	2-2	.500	1-1	1-1	13-4	.765	9-1	2-2	2-1	L1
Alabama	2-3	.400	1-1	1-2	11-6	.647	7-2	2-3	2-1	L1
Florida	2-3	.400	0-2	2-1	10-7	.588	5-3	2-2	3-2	W1
Missouri	1-3	.333	0-2	1-1	10-6	.625	6-3	1-2	3-1	W1
Arkansas	1-4	.200	0-2	1-2	10-7	.588	7-4	2-2	1-1	L4
Georgia	1-4	.200	1-2	0-2	9-8	.529	7-2	1-3	1-2	L3
Texas A&M	1-4	.200	0-3	1-1	7-9	.438	5-5	2-2	0-2	L2
Vanderbilt	0-5	.000	0-3	0-2	9-8	.529	8-4	1-2	0-2	L5

Tuesday, January 22	TV	CT
*Auburn at South Carolina	SEC Network	5:30 p.m.
*Mississippi State at Kentucky	ESPN/2	6:00 p.m.
*Texas A&M at Florida	SEC Network	7:30 p.m.
*Ole Miss at Alabama	ESPN/U	8:00 p.m.

Wednesday, January 23	TV	CT
*Tennessee at Vanderbilt	ESPN2/U	6:00 p.m.
*Georgia at LSU	SEC Network	6:00 p.m.
*Missouri at Arkansas	SEC Network	8:00 p.m.

Saturday, January 26	TV	CT
• SEC/Big 12 Challenge •		
Alabama at Baylor	ESPNU	11:00 a.m.
Florida at TCU	ESPN2	11:00 a.m.
Iowa State at Ole Miss	ESPN	11:00 a.m.
Texas at Georgia	ESPN2	1:00 p.m.
South Carolina at Oklahoma State	ESPNU	1:00 p.m.
Kansas State at Texas A&M	ESPN	1:00 p.m.
West Virginia at Tennessee	ESPN	3:00 p.m.
Vanderbilt at Oklahoma	ESPN2	3:00 p.m.
Kansas at Kentucky	ESPN	5:00 p.m.
Arkansas at Texas Tech	ESPN2	5:00 p.m.
*LSU at Missouri	SEC Network	5:00 p.m.
*Auburn at Mississippi State	SEC Network	7:30 p.m.

Tuesday, January 29	TV	CT
*Tennessee at South Carolina	SEC Network	5:30 p.m.
*Georgia at Arkansas	ESPNU	6:00 p.m.
*Mississippi State at Alabama	SEC Network	7:30 p.m.
*Kentucky at Vanderbilt	ESPN/2	8:00 p.m.

Wednesday, January 30	TV	CT
*Ole Miss at Florida	SEC Network	5:30 p.m.
*Missouri at Auburn	SEC Network	7:30 p.m.
*LSU at Texas A&M	ESPN2/U	8:00 p.m.

AP (1/21)

1 Tennessee (48)	16-1	1,575
2 Duke (11)	15-2	1,520
3 Virginia (3)	16-1	1,451
4 Gonzaga	18-2	1,374
5 Michigan	17-1	1,363
6 Michigan State (2)	16-2	1,355
7 Nevada	18-1	1,143
8 Kentucky	14-3	1,087
9 Kansas	15-3	1,060
10 Virginia Tech	15-2	1,007
11 North Carolina	14-4	895
12 Marquette	16-3	861
13 Maryland	16-3	751
14 Texas Tech	15-3	743
Buffalo	17-1	743
16 Auburn	13-4	627
17 Houston	18-1	544
18 Villanova	14-4	450
19 Iowa	16-3	332
20 Ole Miss	14-3	291
21 NC State	15-3	282
22 Mississippi State	14-3	266
23 Louisville	13-5	230
24 Iowa State	14-4	156
25 LSU	14-3	154

RECEIVING VOTES: Florida State 139, Purdue 111, Kansas State 91, Nebraska 66, Wisconsin 64, Oklahoma 16, Syracuse 13, Washington 11, Murray State 9, Cincinnati 6, Wofford 5, Saint Louis 3, San Francisco 2, Florida 2, TCU 1, Hofstra 1.

USA TODAY COACHES (1/21)

1 Tennessee (30)	16-1	798
2 Duke (2)	15-2	746
3 Virginia	16-1	720
4 Gonzaga	18-2	693
5 Michigan State	16-2	682
6 Michigan	17-1	666
7 Nevada	18-1	561
8 Virginia Tech	15-2	520
9 Kentucky	14-3	502
10 Kansas	15-3	489
11 Marquette	16-3	441
12 North Carolina	14-4	403
13 Texas Tech	15-3	384
14 Buffalo	17-1	335
15 Auburn	13-4	331
16 Maryland	16-3	317
17 Houston	18-1	314
18 Villanova	14-4	231
19 NC State	15-3	194
20 Ole Miss	14-3	189
21 Iowa	16-3	180
22 Mississippi State	14-3	147
23 Florida State	13-5	90
24 Louisville	13-5	85
25 Iowa State	14-4	75

RECEIVING VOTES: LSU 54; Kansas State 50; Nebraska 40; Oklahoma 38; Purdue 30; Wisconsin 27; Texas Christian 12; Washington 9; Furman 9; Indiana 9; North Texas 8; Ohio State 5; Arizona State 4; Cincinnati 4; Central Florida 3; Texas State 2; Murray State 2; Wofford 1.

ARKANSAS IN THE RANKINGS

WEEK	AP	COACH	NET
Preseason	--	--	NA
Nov. 12	--	--	NA
Nov. 19	RV (1)	--	59
Nov. 26	RV (6)	RV (1)	53
Dec. 3	RV (3)	--	36
Dec. 10	--	--	60
Dec. 17	--	--	64
Dec. 24	--	--	95
Dec. 31	--	--	84
Jan. 7	--	--	71
Jan. 14	--	--	75
Jan. 21	--	--	84
Jan. 28			
Feb. 4			
Feb. 11			
Feb. 18			
Feb. 25			
Mar. 4			
Mar. 11			
FINAL			

The last time Arkansas was ranked in the AP Poll...

Top 25:	#22	01/01/18
Top 15:	#15	11/14/00
Top 10:	#6	1995 Final Poll
Top 5:	#5	03/07/95
No. 1:	#1	'94-95 Preseason

#PROHOGS

37	» Arkansas has had 37 all-time NBA Draft selections from 35 different players in program history.
16	» The Razorbacks have 16 All-Star game appearances by Joe Johnson (7), Sidney Moncrief (5) and Alvin Robertson (4).
12	» Arkansas has 12 first round NBA Draft picks in program history with Sidney Moncrief going No. 5 overall in 1979.

#PROHOGS

Arkansas has had 29 former players go on to play in the NBA and three are currently on active rosters. Also, Corliss Williamson, currently with Phoenix, is in his sixth season as an assistant coach in the NBA.

Player	Team	Yrs	Draft Class
Patrick Beverley	Clippers	7th	2009 - 42nd (LAC)
Daryl Macon *	Mavericks	1st	2018-FA
Bobby Portis	Bulls	4th	2015 - 22nd (CHI)

* - signed two-way contract with the Mavericks and their G League affiliate Texas Legends.

G League

Jaylen Barford	Greensboro Swarm	1st Year
Dusty Hannahs	Memphis Hustle	2nd Year
Michael Qualls	Wisconsin Herd	2nd Year

Arkansas in the 2018-19 NCAA/SEC

(Through Games of Jan. 21, 2019)

TEAM IN THE NCAA/SEC	NCAA	SEC	NO.
3-pt Field Goal Attempts (351 ranked)	205	5	394
Assist Turnover Ratio (351 ranked)	60	3	1.25
Assists Per Game (351 ranked)	16	2	17.3
Blocked Shots Per Game (351 ranked)	14	5	5.4
Defensive Rebounds per Game (351 ranked)	122	6	26.35
Fewest Fouls (351 ranked)	269	14	360
Fewest Turnovers (351 ranked)	145	11	236
Field-Goal Percentage (351 ranked)	178	9	44.8
Field-Goal Percentage Defense (351 ranked)	54	4	40.6
Free Throw Attempts (351 ranked)	38	2	435
Free Throws Made (351 ranked)	93	8	281
Free-Throw Percentage (351 ranked)	317	14	64.6
Offensive Rebounds Per Game (351 ranked)	97	8	11.35
Personal Fouls Per Game (351 ranked)	334	14	21.2
Rebound Margin (351 ranked)	252	14	-1.5
Scoring Defense (351 ranked)	240	14	73.8
Scoring Margin (351 ranked)	122	9	5.5
Scoring Offense (351 ranked)	55	6	79.3
Steals Per Game (351 ranked)	43	3	8.1
Three Pt FG Defense (351 ranked)	62	2	31.3
Three-Point Field Goals Per Game (351 ranked)	179	7	7.7
Three-Point Field-Goal Percentage (351 ranked)	227	10	33.2
Total 3-point FGM (351 ranked)	222	7	131
Total Assists (350 ranked)	49	2	294
Total Blocks (351 ranked)	20	4	91
Total Rebounds (351 ranked)	210	6	641
Total Rebounds Per Game (351 ranked)	89	7	37.71
Total Steals (351 ranked)	81	3	137
Turnover Margin (350 ranked)	82	4	2.1
Turnovers Forced (351 ranked)	48	5	15.94
Turnovers Per Game (351 ranked)	228	11	13.9
Won-Lost Percentage (350 ranked)	134	9	58.8

RAZORBACKS IN THE NCAA/SEC	PLAYER	NCAA	SEC	NO.
3-pt Field Goal Attempts (250 ranked)	Isaiah Joe	53	2	140
	Mason Jones	210	5	107
Assist Turnover Ratio (249 ranked)	Jalen Harris	5	1	3.67
	Mason Jones	220	10	1.59
Assists Per Game (248 ranked)	Jalen Harris	13	2	6.5
Blocked Shots Per Game (235 ranked)	Daniel Gafford	36	5	2.06
	Reggie Chaney	99	13	1.53
Defensive Rebounds per Game (249 ranked)	Daniel Gafford	50	2	6.53
Double Doubles (176 ranked)	Daniel Gafford	30	2	7
Field-Goal Percentage (250 ranked)	Daniel Gafford	13	1	64.7
Free Throw Attempts (249 ranked)	Daniel Gafford	76	3	110
	Mason Jones	237	11	82
Free Throws Made (246 ranked)	Mason Jones	165	6	67
	Daniel Gafford	179	7	65
	Mason Jones	130	10	81.7
Free-Throw Percentage (250 ranked)	--	--	--	--
Minutes Per Game (250 ranked)	--	--	--	--
Offensive Rebounds Per Game (249 ranked)	Daniel Gafford	63	3	2.82
Points Per Game (250 ranked)	Daniel Gafford	179	6	16.5
Rebounds Per Game (250 ranked)	Daniel Gafford	34	2	9.4
Steals Per Game (245 ranked)	Isaiah Joe	230	8	1.47
Three-Point Field Goals Per Game (246 ranked)	Isaiah Joe	13	2	3.59
	Mason Jones	216	7	2.24
Three-Point Field-Goal Percentage (143 ranked)	Isaiah Joe	33	2	43.6
Total 3-point FGM (243 ranked)	Isaiah Joe	22	2	61
Total Assists (248 ranked)	Jalen Harris	20	2	110
Total Blocks (235 ranked)	Daniel Gafford	44	5	35
	Reggie Chaney	103	12	26
Total Field Goal Attempts (250 ranked)	--	--	--	--
Total Field Goals Made (250 ranked)	Daniel Gafford	140	2	108
Total Minutes (250 ranked)	--	--	--	--
Total Points (250 ranked)	Daniel Gafford	244	6	281
Total Rebounds (247 ranked)	Daniel Gafford	55	2	159
Total Steals (218 ranked)	--	--	--	--

Versus 2018-19 Opponents

NON-CONFERENCE

SCHOOL	GMS PLAYED	SERIES RECORD	H	A	N	LAST MEETING
AUSTIN PEAY	4	ARKANSAS LEADS, 4-0	4-0	-	-	H - W, 76-65 (12/28/18)
UC DAVIS	2	ARKANSAS LEADS, 2-0	2-0	-	-	H - W, 81-58 (11/12/18)
COLORADO STATE	2	ARKANSAS LEADS, 2-0	1-0	1-0	-	A - W, 98-74 (12/05/18)
FIU	1	ARKANSAS LEADS, 1-0	1-0	-	-	H - W, 121-89 (12/01/18)
GEORGIA TECH	6	ARKANSAS TRAILS, 1-5	0-1	0-2	1-2	H - L, 65-69 (12/19/18)
INDIANA	3	ARKANSAS LEADS, 2-1	1-0	0-1	1-0	H - W, 73-72 (11/18/18)
MONTANA STATE	1	ARKANSAS LEADS, 1-0	1-0	-	-	H - W, 90-68 (11/21/18)
TEXAS	155	ARKANSAS LEADS, 87-68	46-21	27-43	14-4	N - L, 73-71 or (11/09/18)
UT ARLINGTON	8	ARKANSAS LEADS, 8-0	6-0	1-0	1-0	H - W, 78-60 (11/23/18)
UT SAN ANTONIO	6	ARKANSAS LEADS, 6-0	3-0	1-0	2-0	H - W, 79-67 (12/15/18)
TEXAS STATE	4	ARKANSAS LEADS, 4-0	4-0	-	-	H - W, 73-70 (12/22/18)
TEXAS TECH	78	SERIES TIED, 39-39	24-11	11-23	4-5	H - W, 75-68 or (01/30/16)
WESTERN KENTUCKY	7	ARKANSAS LEADS, 4-3	0-2	0-1	4-0	H - L, 77-78 (12/08/18)

SOUTHEASTERN CONFERENCE

SCHOOL	GMS PLAYED	SERIES RECORD	H	A	N	LAST MEETING
ALABAMA	61	ARKANSAS LEADS, 33-28	18-6	7-20	8-2	A - W, 76-73 (02/24/18)
• SEC ONLY	51	ARKANSAS LEADS, 27-24				
AUBURN	52	ARKANSAS LEADS, 34-18	21-5	12-13	1-1	H - W, 91-82 (02/27/18)
• SEC ONLY	51	ARKANSAS LEADS, 34-17				
FLORIDA	36	ARKANSAS TRAILS, 12-24	8-7	2-13	2-4	H - L, 57-51 (01/09/19)
• SEC ONLY	36	ARKANSAS TRAILS, 12-24				
GEORGIA	37	ARKANSAS LEADS, 22-15	10-3	6-9	6-3	A - W, 80-77 2OT (01/23/18)
• SEC ONLY	37	ARKANSAS LEADS, 22-15				
KENTUCKY	42	ARKANSAS TRAILS, 11-31	7-7	3-14	1-10	H - L, 72-87 (02/20/18)
• SEC ONLY	37	ARKANSAS TRAILS, 11-26				
LSU	66	ARKANSAS LEADS, 35-31	19-8	11-17	5-6	H - L, 88-94 (01/12/19)
• SEC ONLY	57	ARKANSAS LEADS, 31-26				
OLE MISS	80	ARKANSAS LEADS, 47-33	15-11	8-20	24-2	A - L, 67-84 (01/19/19)
• SEC ONLY	52	ARKANSAS TRAILS, 25-27				
MISSISSIPPI STATE	61	ARKANSAS LEADS, 33-28	21-6	7-21	5-1	A - L, 75-78 (01/02/18)
• SEC ONLY	52	ARKANSAS LEADS, 27-25				
MISSOURI	50	ARKANSAS LEADS, 26-23	15-9	10-14	1-0	A - L, 67-77 (03/03/18)
• SEC ONLY	12	ARKANSAS TRAILS, 7-5				
SOUTH CAROLINA	33	ARKANSAS LEADS, 20-13	11-4	6-7	3-2	N - W, 69-64 (03/08/18)
• SEC ONLY	33	ARKANSAS LEADS, 20-13				
TENNESSEE	41	ARKANSAS TRAILS, 20-21	10-4	4-12	6-5	A - L, 87-106 (01/15/19)
• SEC ONLY	37	ARKANSAS TRAILS, 17-20				
TEXAS A&M	158	ARKANSAS LEADS, 103-55	57-14	39-37	7-4	A - W, 73-71 (01/05/19)
• SEC ONLY	11	ARKANSAS LEADS, 7-4				
VANDERBILT	36	ARKANSAS LEADS, 24-12	14-3	6-8	4-1	H - W, 72-54 (02/10/18)
• SEC ONLY	33	ARKANSAS LEADS, 22-11				

Did You Know...

IN 16 YEARS AS A HEAD COACH, MIKE ANDERSON'S TEAMS HAVE:

- RANKED AMONG THE NCAA TOP 30 IN STEALS 13 TIMES, INCLUDING FIRST FOUR TIMES AND 8 TIMES IN THE TOP 10.
- RANKED AMONG THE NCAA TOP 30 IN TURNOVER MARGIN 9 TIMES, INCLUDING FIVE TIMES IN THE TOP 5.
- RANKED AMONG THE NCAA TOP 30 IN ASSISTS PER GAME 7 TIMES, INCLUDING FIRST ONCE.
- RANKED AMONG THE NCAA TOP 30 IN SCORING OFFENSE 7 TIMES.
- RANKED AMONG THE NCAA TOP 30 IN BLOCKED SHOTS PER GAME 6 TIMES OVER THE 8 SEASONS.
- RANKED AMONG THE NCAA TOP 30 IN ASSIST-TO-TURNOVER RATIO 6 TIMES OVER THE LAST 11 SEASONS.

NOTE: NOT ALL ABOVE STATS WERE KEPT BY NCAA EVERY YEAR



0 DESI SILLS

G, Fr., 6-2, 196 | Jonesboro, Ark. / Jonesboro HS

• Name is pronounced Dez-ee

2018-19 (Fr.) HIGHLIGHTS:

- First sub off the bench (solo or tied) in 11 of the first 17 games.
- Among those without a start, leads the team in minutes off the bench (15.5) ... Overall, only trails Reggie Chaney for most minutes off the bench (281 by Chaney, 264 by Sills).
- Established then career-highs in scoring in four straight games: 7 vs FIU, 8 at Colorado State, 9 vs Western Kentucky and 9 again versus UTSA.
- As part of his nine points versus Western Kentucky, scored six straight over two minutes in the second half to tie the game at 62-62 (8:35 mark) and made a free throw to tie game at 70-70 with 4:32 left.
- Although he did not score in the win over Austin Peay, he was one of the top-graded players for the game ... Played a season-high 24 minutes, had five assists, two rebounds and tied a season-high with two steals ... Added three deflections.
- Had "break-out game" in the win at Texas A&M, scoring a career-high 14 points ... 13 of those points came in the first half, including eight straight at one spell, to lead the Razorbacks to a 33-32 halftime lead.
- Had five assists and no turnovers in 18 minutes versus LSU.



#0 DESI SILLS 2018-19 GAME STATS

Opponent	Date	GS	Min	FG	FGA	Pct	3FG	3A	Pct	FT	FTA	Pct	O	D	Tot	Avg	PF	FO	A	TO	Blk	Stl	Pts	Avg
vs Texas	11/09/18	16	1	2	.500	1	1	1.000	0	0	.000	0	1	1	1.0	2	0	0	0	0	0	3	3.0	
UC DAVIS	11/12/18	15	1	2	.500	0	0	.000	0	0	.000	0	1	1	1.0	4	0	0	2	0	0	2	2.5	
INDIANA	11/18/18	11	0	2	.000	0	1	.000	2	2	1.000	0	1	1	1.0	1	0	2	1	0	1	2	2.3	
MONTANA STATE	11/21/18	16	2	5	.400	1	4	.250	0	1	.000	0	1	1	1.0	3	0	5	1	0	2	5	3.0	
UT ARLINGTON	11/23/18	15	1	3	.333	0	2	.000	1	3	.333	1	0	1	1.0	1	0	2	4	0	1	3	3.0	
FIU	12/01/18	19	3	4	.750	0	1	.000	1	2	.500	1	2	3	1.3	3	0	6	3	0	1	7	3.7	
at Colorado State	12/05/18	16	2	3	.667	2	3	.667	2	2	1.000	0	1	1	1.3	3	0	2	0	0	0	8	4.3	
WESTERN KENTUCKY	12/08/18	16	4	6	.667	0	2	.000	1	2	.500	0	2	2	1.4	1	0	0	0	0	1	9	4.9	
vs UTSA	12/15/18	18	2	4	.500	1	2	.500	4	4	1.000	0	1	1	1.3	1	0	0	1	0	1	9	5.3	
GEORGIA TECH	12/19/18	11	2	3	.667	2	2	1.000	0	0	.000	1	1	2	1.4	1	0	0	3	0	0	6	5.4	
TEXAS STATE	12/22/18	16	0	0	.000	0	0	.000	0	0	.000	0	0	0	1.3	2	0	2	1	0	0	0	4.5	
AUSTIN PEAY	12/28/18	24	0	3	.000	0	1	.000	0	1	.000	1	2	3	1.4	3	0	5	2	0	2	0	4.5	
at Texas A&M	01/05/19	18	5	9	.556	3	6	.500	1	2	.500	1	0	1	1.4	3	0	1	3	0	0	14	5.2	
FLORIDA	01/09/19	18	0	3	.000	0	2	.000	0	0	.000	0	0	0	1.3	3	0	0	2	0	0	0	4.9	
LSU	01/12/19	18	0	4	.000	0	2	.000	0	1	.000	0	1	1	1.3	1	0	5	0	0	0	0	4.5	
at Tennessee	01/15/19	10	1	1	1.000	0	0	.000	0	0	.000	0	0	0	1.2	1	0	1	0	0	0	2	4.4	
at Ole Miss	01/19/19	7	0	0	.000	0	0	.000	2	2	1.000	0	0	0	1.1	1	0	0	3	0	0	2	4.2	
Totals		0	264	24	54	.444	10	29	.345	14	22	.636	5	14	19	1.1	34	0	31	26	0	9	72	4.2

Assists/game: 1.8
Turnovers/game: 1.5
Assist/turnover ratio: 1.2
Steals/game: 0.5

• PERSONAL BESTS •

POINTS

Season: 14 at Texas A&M (01/05/19) SEC: 14 at Texas A&M (01/05/19)
Career: -- SEC: --

FIELD GOALS MADE

Season: 5 at Texas A&M (01/05/19) SEC: 5 at Texas A&M (01/05/19)
Career: -- SEC: --

FIELD GOALS ATTEMPTED

Season: 9 at Texas A&M (01/05/19) SEC: 9 at Texas A&M (01/05/19)
Career: -- SEC: --

3-POINT FIELD GOALS MADE

Season: 3 at Texas A&M (01/05/19) SEC: 3 at Texas A&M (01/05/19)
Career: -- SEC: --

3-POINT FG ATTEMPTS

Season: 6 at Texas A&M (01/05/19) SEC: 6 at Texas A&M (01/05/19)
Career: -- SEC: --

FREE THROWS MADE

Season: 4 vs. UTSA (21/15/18) SEC: 1 at Texas A&M (01/05/19)
Career: -- SEC: --

FREE THROWS ATTEMPTED

Season: 4 vs. UTSA (21/15/18) SEC: 2 at Texas A&M (01/05/19)
Career: -- SEC: --

REBOUNDS

Season: 3 (2x), last vs. APSU (12/28/18) SEC: 1 (2x), last at LSU (01/12/19)
Career: -- SEC: --

ASSISTS

Season: 6 vs. FIU (12/01/18) SEC: 5 vs. LSU (01/12/19)
Career: -- SEC: --

STEALS

Season: 2 (2x), last vs. APSU (12/28/18) SEC: --
Career: -- SEC: --

BLOCKED SHOTS

Season: -- SEC: --
Career: -- SEC: --

MINUTES

Season: 24 vs. Austin Peay (12/28/18) SEC: 18 (3x), last vs. LSU (01/12/19)
Career: -- SEC: --

DESI SILLS CAREER STATISTICS

Year	GP	GS	Min	Avg	FG	FGA	Pct	3FG	3FGA	Pct	FT	FTA	Pct	Off	Def	Tot	Avg	PF	FO	Ast	TO	Blk	Stl	Pts	Avg
2018-19	17	0	264	15.5	24	54	.444	10	29	.345	14	22	.636	5	14	19	1.1	34	0	31	26	0	9	72	4.2



1 ISAIAH JOE

G, Fr., 6-5, 167 | Fort Smith, Ark. / Fort Smith Northside HS

NAMED SEC PLAYER OF THE WEEK (Dec. 3) ... 34 points and made 10-of-13 3-pointers vs. FIU.

• **14th in the NCAA in 3PT FG made (3.59)**

- Second in the SEC in 3PT FG Made (3.59), total 3's made (61) and 3PTFG% (.436)
- Scored double digits in each of the first 13 games (streak ended vs. Florida) and 15 of 17.
- Has led the team in scoring in four times (34 vs FIU; 19 vs WKU, 21 vs UTSA & 23 at Tennessee).
- Leads the team by taking 13 charges.

• **Leads all NCAA frosh in 3-pt FG % (.436).**

IN THE NCAA / SEC

• 14th in NCAA	2nd in SEC	3-pt FG made (3.59/gm)	2nd among NCAA Frosh (Antoine Davis - Detroit Mercy, 4.79)
• 24th in NCAA	2nd in SEC	3-pt made (61 made)	2nd among NCAA Frosh (Antoine Davis - Detroit Mercy, 91)
• 33rd in NCAA	2nd in SEC	3-pt FG% (.436)	2nd among NCAA Frosh (Cameron Tyson - Idaho, .437)
• 57th in NCAA	2nd in SEC	3-pt FG attempts (140)	
• 234th in NCAA	7th in SEC	Steals (1.47 ppg)	
• --	10th in SEC	Scoring (14.5)	2nd among SEC Frosh (Keldon Johnson - Kentucky, 14.9)

2018-19 (Fr.) HIGHLIGHTS:

- Making 3.63 3-pointers per game to rank 11th in the NCAA ... At that pace, he would finish with 116 3's made and break the Arkansas single-season mark of 102, set by Scotty Thurman in 1994-95.
- Scored 17 in his collegiate debut versus Texas, making 5-of-8 from 3-point range.
- Struggled early versus UC Davis, but finished with 14 points with five rebounds and three steals.
- Versus Montana State, was just 2-of-10 from 3-point range, he posted season-bests in assists (5) and steals (5).
- **Named SEC Player of the Week (12/3)** ... Scored 34 points - 17 in each half - and made 10-of-13 shots from 3-point range to lead the Razorbacks to a 121-89 victory over FIU ... The 34 points are second (tied) on the Arkansas all-time list for most points by a freshman ... Is just the fourth Razorback (fifth time in school history) and just the 10th player in SEC history (11th time in league history) to make at least 10 in a game. ... After FIU trimmed its deficit to four (24-20) at 8:29 in the first half, Joe drained a 3-pointer and scored 14 points over the next 4:37 to put Arkansas up 20 ... Made six straight attempts and finished the game making 9-of-his-last-10 from long distance.
- Scored game-high 21 points versus UTSA, making 5-of-6 from 3-point range and was 6-of-6 at the line inside the final minute ... Only got one rebound, but it proved key ... On a missed Arkansas free throw, Joe got the rebound and was intentionally fouled ... Made those two free throws and two more on the ensuing possession to put the Razorbacks up 10 with 27 seconds left.
- Double-digit streak nearly ended vs. Texas State, but he was 7-of-8 from the free throw line with a 3-pointer to score 10 ... Was 6-of-7 at the line inside the final minute.
- Got off to a hot start versus Austin Peay, making 4-of-5 from 3-point range and scoring 12 of his 15 points.
- Broke out of a 2-for-10 dry spell from 3-point range over two games to lead the Hogs with 23 points at #3 Tennessee, making 7-of-13 from 3-point range ... Added four rebounds and two steals.



#1 ISAIAH JOE 2018-19 GAME STATS

Opponent	Date	GS	Min	FG FGA	Pct	3FG 3A	Pct	FT FTA	Pct	O	D	Tot	Avg	PF	FO	A	TO	Blk	Stl	Pts	Avg								
vs Texas	11/09/18	*	34	6 10	.600	5 8	.625	0 0	.000	0	2	2	2.0	4	0	0	1	0	0	17	17.0								
UC DAVIS	11/12/18	*	27	4 7	.571	2 5	.400	4 6	.667	1	4	5	3.5	1	0	2	3	0	3	14	15.5								
INDIANA	11/18/18	*	33	5 15	.333	3 11	.273	0 0	.000	0	2	2	3.0	0	0	3	1	0	1	13	14.7								
MONTANA STATE	11/21/18	*	27	4 13	.308	2 10	.200	0 0	.000	1	2	3	3.0	1	0	5	2	0	5	10	13.5								
UT ARLINGTON	11/23/18	*	26	3 9	.333	2 5	.400	2 2	1.000	1	2	3	3.0	3	0	3	1	0	1	10	12.8								
FIU	12/01/18	*	28	11 14	.786	10 13	.769	2 2	1.000	0	1	1	2.7	2	0	3	1	0	0	34	16.3								
at Colorado State	12/05/18	*	23	5 12	.417	4 9	.444	0 0	.000	1	1	2	2.6	3	0	1	1	0	0	14	16.0								
WESTERN KENTUCKY	12/08/18	*	31	6 13	.462	5 10	.500	2 5	.400	0	3	3	2.6	0	0	1	0	0	1	19	16.4								
vs UTSA	12/15/18	*	30	5 9	.556	5 6	.833	6 6	1.000	1	0	1	2.4	2	0	0	3	0	1	21	16.9								
GEORGIA TECH	12/19/18	*	31	5 17	.294	3 12	.250	0 0	.000	1	2	3	2.5	0	0	3	2	0	0	13	16.5								
TEXAS STATE	12/22/18	*	30	1 6	.167	1 5	.200	7 8	.875	1	2	3	2.5	2	0	0	0	0	3	10	15.9								
AUSTIN PEAY	12/28/18	*	21	4 9	.444	4 7	.571	3 5	.600	0	0	0	2.3	4	0	1	1	0	5	15	15.8								
at Texas A&M	01/05/19	*	27	3 8	.375	3 7	.429	2 4	.500	0	2	2	2.3	2	0	1	1	0	1	11	15.5								
FLORIDA	01/09/19	*	35	2 10	.200	2 9	.222	0 1	.000	0	3	3	2.4	2	0	3	3	1	1	6	14.8								
LSU	01/12/19	*	34	2 5	.400	0 1	.000	1 2	.500	2	3	5	2.5	4	0	2	2	0	1	5	14.1								
at Tennessee	01/15/19	*	30	7 15	.467	7 13	.538	2 2	1.000	2	2	4	2.6	1	0	0	0	0	2	23	14.7								
at Ole Miss	01/19/19	*	33	4 11	.364	3 9	.333	0 0	.000	2	3	5	2.8	0	0	1	0	0	0	11	14.5								
Totals			17	500		77	183	.421		61	140	.436		31	43	.721		13	34	47	2.8	31	0	29	22	1	25	246	14.5

Assists/game: 1.7
Turnovers/game: 1.3
Assist/turnover ratio: 1.3
Steals/game: 1.5
Blocks/game: 0.1

• PERSONAL BESTS •

POINTS

Season: 34 vs. FIU (12/01/18) SEC: 23 at Tennessee (01/15/19)
Career: -- SEC: --

FIELD GOALS MADE

Season: 11 vs. FIU (12/01/18) SEC: 7 at Tennessee (01/15/19)
Career: -- SEC: --

FIELD GOALS ATTEMPTED

Season: 17 vs. Ga Tech (12/19/18) SEC: 15 at Tennessee (01/15/19)
Career: -- SEC: --

3-POINT FIELD GOALS MADE

Season: 10 vs. FIU (12/01/18) SEC: 7 at Tennessee (01/15/19)
Career: -- SEC: --

3-POINT FG ATTEMPTS

Season: 13 vs. FIU (12/01/18) SEC: 13 at Tennessee (01/15/19)
Career: -- SEC: --

FREE THROWS MADE

Season: 7 vs. Texas State (12/22/18) SEC: 2 (2x), last at Tenn. (01/15/19)
Career: -- SEC: --

FREE THROWS ATTEMPTED

Season: 8 vs. Texas State (12/22/18) SEC: 4 at Texas A&M (01/05/19)
Career: -- SEC: --

REBOUNDS

Season: 5 (3x), last at Ole Miss (01/19/19) SEC: 5 (2x), last at Ole Miss (01/19/19)
Career: -- SEC: --

ASSISTS

Season: 5 vs. Montana State (11/21/18) SEC: 3 vs. Florida (01/09/19)
Career: -- SEC: --

STEALS

Season: 5 (2x), last vs. APSU (2/28/18) SEC: 2 at Tennessee (01/15/19)
Career: -- SEC: --

BLOCKED SHOTS

Season: 1 vs. Florida (01/09/19) SEC: 1 vs. Florida (01/09/19)
Career: -- SEC: --

MINUTES

Season: 35 vs. Florida (01/09/19) SEC: 35 vs. Florida (01/09/19)
Career: -- SEC: --

ISAIAH JOE CAREER STATISTICS

Year	GP	GS	Min	Avg	FG	FGA	Pct	3FG	3FGA	Pct	FT	FTA	Pct	Off	Def	Tot	Avg	PF	FO	Ast	TO	Blk	Stl	Pts	Avg
2018-19	17	17	500	29.4	77	183	.421	61	140	.436	31	43	.721	13	34	47	2.8	31	0	29	22	1	25	246	14.5



2 ADRIO BAILEY

F, Jr., 6-6, 222 | Campti, La. / Lakeview HS

- Name is pronounced A-Dree-O (with a long A)
- Voted team tri-captain for the 2018-19 season
- Represents Arkansas on the SEC Men's Basketball Leadership Council

2018-19 (Jr.) HIGHLIGHTS:

- Second on the team with 60 deflections, including eight at Colorado State, seven versus FIU, six versus Western Kentucky and five each versus UC Davis and UT Arlington.
- Set a career-highs in points (20), free throws made (9) and free throws attempted (11) in the win over UC Davis ... Helped put the game out of reach, scoring eight (with six free throws) inside the final five minutes during a 22-1 run ... Also attempted and later made his first career 3-pointer.
- Was perfect from the field (5-for-5) versus Montana State in scoring 10 points.
- Had season-high and tied career high with three steals versus UTA, adding 14 pts (making 6-of-8 FT) and 5 rebs.
- Posted a career-high eight rebounds at Colorado State, adding three assists and two blocked shots.
- Only made two baskets in eight minutes versus Austin Peay, but both were dunks to start second half and set the stage for a high-energy period.
- Versus LSU, scored eight points and had three assists, tying a career high ... Had a big two-minute spurt in the second half when LSU threatened to take complete control of the game, Bailey scored six points and had two rebounds to keep the Tigers within striking distance with 11 minutes to left in regulation.
- Took a career-high nine shots at #3 Tennessee, making three and scoring seven points.



#2 ADRIO BAILEY 2018-19 GAME STATS

Opponent	Date	GS	Min	FG FGA	Pct	3FG 3A	Pct	FT FTA	Pct	O	D	Tot	Avg	PF	FO	A	TO	Blk	Stl	Pts	Avg				
vs Texas	11/09/18	*	35	4	5	.800	0	1	.000	0	2	.000	0	5	5	5.0	3	0	1	1	1	8	8.0		
UC DAVIS	11/12/18	*	26	5	8	.625	1	2	.500	9	11	.818	0	4	4	4.5	2	0	2	0	0	2	20	14.0	
INDIANA	11/18/18	*	25	2	7	.286	0	1	.000	0	0	.000	0	1	1	3.3	3	0	1	0	0	1	4	10.7	
MONTANA STATE	11/21/18	*	19	5	5	1.000	0	0	.000	0	0	.000	2	1	3	3.3	4	0	2	0	1	0	10	10.5	
UT ARLINGTON	11/23/18	*	24	4	6	.667	0	0	.000	6	8	.750	2	3	5	3.6	2	0	1	1	2	3	14	11.2	
FIU	12/01/18	*	16	4	6	.667	0	0	.000	2	4	.500	0	5	5	3.8	5	1	1	0	4	1	10	11.0	
at Colorado State	12/05/18	*	28	5	7	.714	0	0	.000	0	2	.000	2	6	8	4.4	1	0	3	2	2	1	10	10.9	
WESTERN KENTUCKY	12/08/18	*	26	0	4	.000	0	0	.000	0	2	.000	1	4	5	4.5	4	0	0	1	1	0	0	9.5	
vs UTSA	12/15/18	*	13	1	5	.200	0	0	.000	0	0	.000	0	3	3	4.3	4	0	0	2	2	0	2	8.7	
GEORGIA TECH	12/19/18	*	11	0	4	.000	0	0	.000	0	0	.000	2	0	2	4.1	1	0	0	1	0	1	0	7.8	
TEXAS STATE	12/22/18	*	11	0	3	.000	0	1	.000	0	0	.000	1	2	3	4.0	3	0	0	2	0	0	0	7.1	
AUSTIN PEAY	12/28/18	*	8	2	3	.667	0	0	.000	1	2	.500	0	1	1	3.8	3	0	0	1	0	0	5	6.9	
at Texas A&M	01/05/19	*	25	2	7	.286	0	0	.000	1	3	.333	2	3	5	3.8	1	0	0	0	0	0	5	6.8	
FLORIDA	01/09/19	*	21	2	8	.250	0	0	.000	0	0	.000	1	4	5	3.9	3	0	0	0	1	2	4	6.6	
LSU	01/12/19	*	15	3	7	.429	0	0	.000	2	2	1.000	1	2	3	3.9	0	0	3	0	1	0	8	6.7	
at Tennessee	01/15/19	*	25	3	9	.333	0	0	.000	1	2	.500	1	1	2	3.8	5	1	0	5	0	0	7	6.7	
at Ole Miss	01/19/19		10	2	4	.500	0	0	.000	0	0	.000	1	1	2	3.6	2	0	2	0	0	0	4	6.5	
Totals			15	338	44	98	.449	1	5	.200	22	38	.579	16	46	62	3.6	46	2	16	16	15	12	111	6.5

Assists/game: 0.9
Turnovers/game: 0.9
Assist/turnover ratio: 1.0
Steals/game: 0.7
Blocks/game: 0.9

• PERSONAL BESTS •

POINTS

Season: 20 vs. UC Davis (11/12/18) SEC: 8 vs. LSU (01/12/19)
Career: 20 vs. UC Davis (11/12/18) SEC: 10 at Mississippi State (01/02/18)

FIELD GOALS MADE

Season: 5 (2x), last vs. MSU (11/21/18) SEC: 3 vs. LSU (01/12/19)
Career: 7 (2x), last vs. Samford (11/10/17) SEC: 5 at Mississippi State (01/02/18)

FIELD GOALS ATTEMPTED

Season: 9 at Tennessee (01/15/19) SEC: 9 at Tennessee (01/15/19)
Season: 9 at Tennessee (01/15/19) SEC: 9 at Tennessee (01/15/19)

3-POINT FIELD GOALS MADE

Season: 1 vs. UC Davis (11/12/18) SEC: --
Career: 1 vs. UC Davis (11/12/18) SEC: --

3-POINT FG ATTEMPTS

Season: 2 vs. UC Davis (11/12/18) SEC: --
Career: 2 vs. UC Davis (11/12/18) SEC: --

FREE THROWS MADE

Season: 9 vs. UC Davis (11/12/18) SEC: 2 vs. LSU (01/12/19)
Career: 9 vs. UC Davis (11/12/18) SEC: 2 (2x) vs. LSU (01/12/19)

FREE THROWS ATTEMPTED

Season: 11 vs. UC Davis (11/12/18) SEC: 3 at Texas A&M (01/05/19)
Career: 11 vs. UC Davis (11/12/18) SEC: 6 vs. South Carolina (03/08/18)

REBOUNDS

Season: 8 at Colorado State (21/05/18) SEC: 5 (2x), last vs. Florida (01/09/19)
Career: 8 at Colorado State (21/05/18) SEC: 6 at Mississippi State (01/02/18)

ASSISTS

Season: 3 (2x), last vs. LSU (01/12/19) SEC: 3 vs. LSU (01/12/19)
Career: 3 (3x), last at LSU (01/12/19) SEC: 3 (3x), last vs. LSU (01/12/19)

STEALS

Season: 3 vs. UTA (11/23/18) SEC: 2 vs. Florida (01/09/19)
Career: 3 (2x), last vs. UTA (11/23/18) SEC: 2 (2x), last vs. Florida (01/09/19)

BLOCKED SHOTS

Season: 4 vs. FIU (12/01/18) SEC: 1 vs. Florida (01/09/19)
Career: 5 vs. North Carolina (11/24/17) SEC: 2 vs. Vanderbilt (02/27/17)

MINUTES

Season: 35 vs. Texas (11/09/18) SEC: 25 (2x), last at Tenn. (01/15/19)
Career: 35 vs. Texas (11/09/18) SEC: 25 (2x), last at Tenn. (01/15/19)

ADRIO BAILEY CAREER STATISTICS

Year	GP	GS	Min	Avg	FG	FGA	Pct	3FG	3FGA	Pct	FT	FTA	Pct	Off	Def	Tot	Avg	PF	FO	Ass	TO	Blk	Stl	Pts	Avg
2016-17	27	2	200	7.4	22	39	.564	0	0	.000	6	19	.316	13	22	35	1.3	29	0	7	11	7	14	50	1.9
2017-18	31	16	439	14.2	53	98	.541	0	0	.000	20	33	.606	29	50	79	2.5	59	1	17	18	23	15	126	4.1
2018-19	17	15	338	19.9	44	98	.449	1	5	.200	22	38	.579	16	46	62	3.6	46	2	16	16	15	12	111	6.5
TOTAL	75	33	977	13.0	119	235	.506	1	5	.200	48	90	.533	58	118	176	2.3	134	3	40	45	45	41	287	3.8



5 JALEN HARRIS

G, RSo., 6-2, 166 | Wilson, N.C. / Word of God Christian Acad. / New Mexico

• Voted team tri-captain for the 2018-19 season.

IN THE NCAA/SEC

- **5th in NCAA • 1st in SEC in assist-to-turnover ratio (3.67) – 110 assists vs 30 turnovers**
- 14th in NCAA • 2nd in the SEC in assists per game (6.5)
- 21st in NCAA • 2nd in the SEC in total assists (110).

2018-19 (RSo.) HIGHLIGHTS:

- Is handing out 6.5 assists per game to rank 14th in the NCAA ... At that pace, he would finish 208 this season ... The Arkansas single-season record for assists is 219, set by Kareem Reid in 1995-96.
- Dished out four assists in each of the first three games (12 total) of the season ... Since then (six games), has 56 assists with just five turnovers with four double-digit assist games.
- Run started by getting a then career-high 11 assists versus Montana State (with just one turnover) ... Added 11 points against the Bobcats for his first career double-double.
- Had 10 assists, with just one turnover, versus FIU.
- Dished out a career-high 12 assists at Colorado State (with just two turnovers) ... Also had career-high four steals.
- Scored in double figures three times, including a season-high 14 versus UTA (making career-highs 8-of-11 FT).
- Versus Western Kentucky, had seven assists and no turnovers in 37 minutes ... Added 13 points, four rebounds and two steals.
- Tallied second career double-double, getting 11 points and dishing out 10 assists – with zero turnovers – versus UTSA ... Made 7-of-8 from the free throw line.
- Had seven assists and just one turnover vs. Austin Peay ... Made just his second 3-pointer of the season, but it was huge to give Arkansas a 9-point lead with 1:48 left.
- Tied career high with 15 points at Texas A&M – his best in an Arkansas uniform ... Also his first time to lead the team in scoring ... Added nine assists with zero turnovers in 36 minutes of playing time.



• PERSONAL BESTS •

POINTS

Season: 15 at Texas A&M (01/05/19) SEC: 15 at Texas A&M (01/05/19)
Career: 15 (2x), last at TX A&M (01/05/19) SEC: --

FIELD GOALS MADE

Season: 6 vs Western Ky. (12/08/18) SEC: 4 at Texas A&M (01/05/19)
Career: 6 vs Western Ky. (12/08/18) SEC: --

FIELD GOALS ATTEMPTED

Season: 15 vs Western Ky. (12/08/18) SEC: 9 at Texas A&M (01/05/19)
Career: 15 vs Western Ky. (12/08/18) SEC: --

3-POINT FIELD GOALS MADE

Season: 1 (5x) last vs. LSU (01/05/19) SEC: 1 (2x), last vs. LSU (01/12/19)
Career: 1 (12x), last vs. LSU (01/05/19) SEC: --

3-POINT FG ATTEMPTS

Season: 5 vs. Texas (11/09/18) SEC: 3 at Texas A&M (01/05/19)
Career: 5 vs. Texas (11/09/18) SEC: --

FREE THROWS MADE

Season: 8 vs. UTA (11/23/18) SEC: 6 at Texas A&M (01/05/19)
Career: 8 vs. UTA (01/23/18) SEC: --

FREE THROWS ATTEMPTED

Season: 11 (2x) last at TX A&M (01/05/19) SEC: 11 at Texas A&M (01/05/19)
Career: 11 (2x), last at TX A&M (01/05/19) SEC: --

REBOUNDS

Season: 9 vs. FIU (12/01/18) SEC: 6 at Ole Miss (01/19/19)
Career: 9 (2x), last vs. FIU (12/01/18) SEC: --

ASSISTS

Season: 12 at Colorado State (12/05/18) SEC: 9 at Texas A&M (01/05/19)
Career: 12 at Colorado State (12/05/18) SEC: --

STEALS

Season: 4 at Colorado State (12/05/18) SEC: 1 at Tennessee (01/15/19)
Career: 4 at Colorado State (12/05/18) SEC: --

BLOCKED SHOTS

Season: 1 vs. Texas State (12/22/18) SEC: --
Career: 1 (4x), last vs. TX ST (12/22/18) SEC: --

MINUTES

Season: 39 vs. Texas (11/09/18) SEC: 36 at Texas A&M (01/05/19)
Career: 39 vs. Texas (11/09/18) SEC: --

#5 JALEN HARRIS 2018-19 GAME STATS

Opponent	Date	GS	Min	FG	FGA	Pct	3FG	3A	Pct	FT	FTA	Pct	O	D	Tot	Avg	PF	FO	A	TO	Blk	Stl	Pts	Avg	
vs Texas	11/09/18	*	39	3	12	.250	0	5	.000	5	6	.833	3	2	5	5.0	2	0	4	2	0	3	11	11.0	
UC DAVIS	11/12/18	*	28	1	6	.167	0	1	.000	0	0	.000	0	2	2	3.5	2	0	4	0	0	1	2	6.5	
INDIANA	11/18/18	*	25	1	5	.200	1	3	.333	2	2	1.000	0	2	2	3.0	3	0	4	2	0	1	5	6.0	
MONTANA STATE	11/21/18	*	25	4	7	.571	1	3	.333	2	2	1.000	0	2	2	2.8	2	0	11	1	0	0	11	7.3	
UT ARLINGTON	11/23/18	*	31	3	6	.500	0	1	.000	8	11	.727	0	3	3	2.8	1	0	6	1	0	0	14	8.6	
FIU	12/01/18	*	26	2	6	.333	0	1	.000	5	6	.833	0	3	3	2.8	2	0	10	1	0	0	9	8.7	
at Colorado State	12/05/18	*	32	4	8	.500	0	2	.000	0	0	.000	1	4	5	3.1	2	0	12	2	0	4	8	8.6	
WESTERN KENTUCKY	12/08/18	*	37	6	15	.400	0	2	.000	1	2	.500	1	3	4	3.3	1	0	7	0	0	2	13	9.1	
vs UTSA	12/15/18	*	34	2	9	.222	0	3	.000	7	8	.875	0	2	2	3.1	2	0	10	0	0	0	11	9.3	
GEORGIA TECH	12/19/18	*	31	3	7	.429	0	3	.000	1	1	1.000	0	3	3	3.1	4	0	4	2	0	1	7	9.1	
TEXAS STATE	12/22/18	*	26	5	9	.556	0	1	.000	0	0	.000	0	0	0	2.8	3	0	1	2	1	1	10	9.2	
AUSTIN PEAY	12/28/18	*	26	1	5	.200	1	2	.500	4	6	.667	1	2	3	2.8	2	0	7	1	0	2	7	9.0	
at Texas A&M	01/05/19	*	36	4	9	.444	1	3	.333	6	11	.545	0	3	3	2.8	2	0	9	0	0	0	15	9.5	
FLORIDA	01/09/19	*	35	1	5	.200	0	3	.000	0	2	.000	0	1	1	2.7	2	0	3	3	0	0	2	8.9	
LSU	01/12/19	*	32	2	7	.286	1	4	.250	2	4	.500	0	1	1	2.6	1	0	6	5	0	0	7	8.8	
at Tennessee	01/15/19	*	28	3	7	.429	0	1	.000	0	2	.000	1	2	3	2.6	1	0	5	4	0	1	6	8.6	
at Ole Miss	01/19/19	*	30	1	4	.250	1	3	.333	0	0	.000	1	5	6	2.8	1	0	7	4	0	1	3	8.3	
Totals			17	521	46	127	.362	6	41	.146	43	63	.683	8	40	48	2.8	33	0	110	30	1	17	141	8.3

Assists/game: 6.5
Turnovers/game: 1.8
Assist/turnover ratio: 3.7
Steals/game: 1.0
Blocks/game: 0.1

JALEN HARRIS CAREER STATISTICS

Year	GP	GS	Min	Avg	FG	FGA	Pct	3FG	3FGA	Pct	FT	FTA	Pct	Off	Def	Tot	Avg	PF	FO	Ast	TO	Blk	Stl	Pts	Avg
2016-17 *	31	18	639	20.6	47	107	.439	7	27	.259	38	51	.745	2	54	56	1.8	64	0	72	40	3	25	139	4.5
2017-18 - Redshirted																									
2018-19	17	17	521	30.6	46	127	.362	6	41	.146	43	63	.683	8	40	48	2.8	33	0	110	30	1	17	141	8.3
Total	48	35	1160	24.2	93	234	.397	13	68	.191	81	114	.711	10	94	104	2.2	97	0	182	70	4	42	280	5.8

* - 2016-17 stats from/including New Mexico



10 DANIEL GAFFORD

F, So., 6-11, 233 | El Dorado, Ark. / El Dorado HS

- SPORTING NEWS MIDSEASON ALL-AMERICAN
- CITIZEN NAISMITH TROPHY WATCH LIST
- LUTE OLSON AWARD WATCH LIST
- KAREEM ABDUL-JABBAR AWARD WATCH LIST
- PRESEASON 1ST TEAM ALL-SEC MEDIA
- PRESEASON 1ST TEAM ALL-SEC COACHES
- CONSENSUS NBA LOTTERY PICK IN 2019 MOCK DRAFTS
- Voted team tri-captain for the 2018-19 season
- Team-best 92 deflections, including 10 at Colorado State, 9 vs. Austin Peay and seven twice.

IN THE NCAA/SEC

- 14th NCAA • 1st SEC
- 31st NCAA • 2nd SEC
- 63rd NCAA • 3rd SEC
- 50th NCAA • 2nd SEC

Field goal percentage (.647)

Double-Doubles (7)

Offensive Rebounds per game (2.82)

Defensive Rebounds per game (6.53)

• 36th NCAA • 2nd SEC

• 36th NCAA • 5th SEC

• 176th NCAA • 6th SEC

Rebounding (9.4)

Blocked shots per game (2.06)

Scoring (156.5)

2018-19 (So.) HIGHLIGHTS:

- Had a double-double in the opener versus Texas with 20 points and 12 rebounds, which tied a career high at the time.
- Named **SEC Player of the Week** thanks to his then-high 27 points and then career-high 12 rebounds vs. Indiana ... Scored 19, second-half points while grabbing seven rebounds and getting two steals ... Was 9-for-10 shooting in the period while the rest of the team was just 5-of-23 from the field and scored 16 points ... Three times in within the final 11 minutes, Indiana took a one-point lead and, each time, Gafford answered to put the Razorbacks back on top.
- Was 8-for-8 from the field versus Montana State (scoring 16 points) with a team-high seven rebounds ... Tied the school record for best FG% in a game (with 8 attempts being minimum).
- Made career-high nine free throws (tying career-high with 10 att.) en route to 21 points vs. UTA.
- Registered third double-double – 21 points and 12 rebounds – versus FIU, adding four blocked shots.
- Battled foul trouble in first half at Colorado State and did not attempt a field goal ... Finished with 12 pts and 9 rebs.
- Fourth double-double of the season came versus UTSA, scoring 13 points with a **career-high 14 rebounds** ... Had 11 points and eight boards in the second half ... Did not commit a foul and added two blocked shots and a steal.
- Fifth double-double consisted of 19 points and 10 rebounds versus Texas State ... Added two blocked shots ... **Tied career high with 9 free throws made and set career high with 14 free throw attempts ... Also played a career-high 35 minutes.**
- For second straight game, had a double-double vs. Austin Peay (16 pts and 10 rebs) while once again playing career-high 35 minutes ... Also tied career high with three steals and added seven blocked shots ... Overall, had nine deflections.
- Battled foul trouble at Texas A&M but still recorded his third straight double-double, getting 11 points and 11 rebounds.
- Scored a **career-high 32 points vs. LSU** on 14-of-19 shooting, including a dunk with 30 seconds left to force overtime.

#10 DANIEL GAFFORD 2018-19 GAME STATS

Opponent	Date	GS	Min	FG	FGA	Pct	3FG	3A	Pct	FT	FTA	Pct	O	D	Tot	Avg	PF	FO	A	TO	Blk	Stl	Pts	Avg	
vs Texas	11/09/18	*	33	8	15	.533	0	0	.000	4	9	.444	2	10	12	12.0	3	0	0	6	2	1	20	20.0	
UC DAVIS	11/12/18	*	28	3	3	1.000	0	0	.000	6	9	.667	0	4	4	8.0	2	0	2	6	4	0	12	16.0	
INDIANA	11/18/18	*	31	12	15	.800	0	0	.000	3	8	.375	5	7	12	9.3	2	0	0	3	3	2	27	19.7	
MONTANA STATE	11/21/18	*	23	8	8	1.000	0	0	.000	0	2	.000	2	5	7	8.8	2	0	0	2	1	1	16	18.8	
UT ARLINGTON	11/23/18	*	23	6	10	.600	0	0	.000	9	10	.900	2	3	5	8.0	4	0	0	1	0	2	21	19.2	
FIU	12/01/18	*	23	9	12	.750	0	0	.000	5	8	.625	4	8	12	8.7	4	0	0	3	4	1	23	19.8	
at Colorado State	12/05/18	*	22	5	12	.417	0	0	.000	2	4	.500	3	6	9	8.7	2	0	3	1	3	1	12	18.7	
WESTERN KENTUCKY	12/08/18	*	32	7	12	.583	0	0	.000	3	3	1.000	4	5	9	8.8	1	0	1	2	2	1	17	18.5	
vs UTSA	12/15/18	*	29	4	6	.667	0	0	.000	5	8	.625	2	12	14	9.3	0	0	0	4	2	1	13	17.9	
GEORGIA TECH	12/19/18	*	32	6	9	.667	0	0	.000	2	4	.500	3	5	8	9.2	5	1	3	3	3	1	14	17.5	
TEXAS STATE	12/22/18	*	35	5	9	.556	0	0	.000	9	14	.643	2	8	10	9.3	1	0	1	1	2	0	19	17.6	
AUSTIN PEAY	12/28/18	*	35	7	10	.700	0	0	.000	2	4	.500	4	6	10	9.3	3	0	0	2	4	3	16	17.5	
at Texas A&M	01/05/19	*	25	5	11	.455	0	0	.000	1	2	.500	6	5	11	9.5	4	0	1	1	1	0	11	17.0	
FLORIDA	01/09/19	*	27	3	4	.750	0	0	.000	3	6	.500	2	10	12	9.6	4	0	1	0	0	1	9	16.4	
LSU	01/12/19	*	37	14	19	.737	0	0	.000	4	9	.444	4	3	7	9.5	4	0	0	4	2	0	32	17.5	
at Tennessee	01/15/19	*	20	4	6	.667	0	0	.000	2	4	.500	3	4	7	9.3	5	1	0	2	0	2	10	17.0	
at Ole Miss	01/19/19	*	31	2	6	.333	0	0	.000	5	6	.833	0	10	10	9.4	2	0	1	5	2	1	9	16.5	
Totals			17	486	108	167	.647	0	0	.000	65	110	.591	48	111	159	9.4	48	2	13	46	35	18	281	16.5

Assists/game: 0.8

Turnovers/game: 2.7

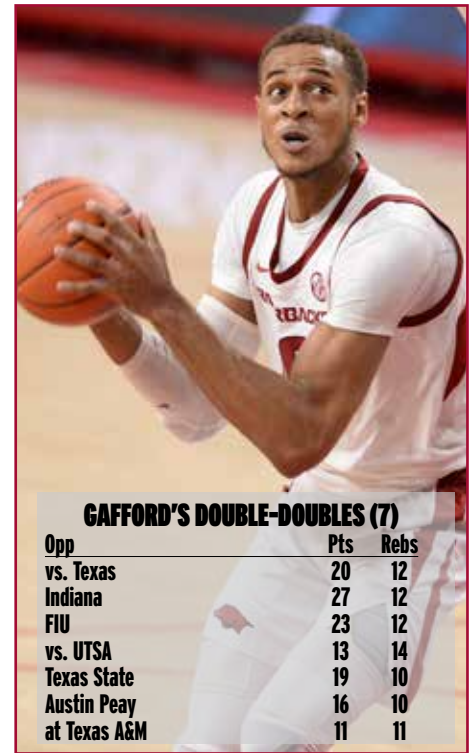
Assist/turnover ratio: 0.3

Steals/game: 1.1

Blocks/game: 2.1

ARKANSAS CAREER BLOCKED SHOTS

- 345 Oliver Miller 1989-92
- 318 Steven Hill 2005-08
- 256 Moses Kingsley 2014-17
- 252 Andrew Lang 1985-88
- 194 Darian Townes 2005-08
- 130 Nick Davis 1996-98
- 111 DANIEL GAFFORD 2018-pres.**
- 111 Hunter Mickelson 2011-13
- 111 Larry Satchell 2000-03



GAFFORD'S DOUBLE-DOUBLES (7)

Opp	Pts	Rebs
vs. Texas	20	12
Indiana	27	12
FIU	23	12
vs. UTSA	13	14
Texas State	19	10
Austin Peay	16	10
at Texas A&M	11	11

• PERSONAL BESTS •

POINTS

Season: 32 vs. LSU (01/12/19)

Career: 32 vs. LSU (01/12/19)

SEC: 32 vs. LSU (01/12/19)

SEC: 32 vs. LSU (01/12/19)

FIELD GOALS MADE

Season: 14 vs. LSU (01/12/19)

Career: 14 vs. LSU (01/12/19)

SEC: 14 vs. LSU (01/12/19)

SEC: 14 vs. LSU (01/12/19)

FIELD GOALS ATTEMPTED

Season: 19 vs. LSU (01/12/19)

Career: 19 vs. LSU (01/12/19)

SEC: 19 vs. LSU (01/12/19)

SEC: 19 vs. LSU (01/12/19)

3-POINT FIELD GOALS MADE

Season: --

Career: --

SEC: --

SEC: --

3-POINT FG ATTEMPTS

Season: --

Career: --

SEC: --

SEC: --

FREE THROWS MADE

Season: 9 (2x), last vs TX ST (12/22/18)

Career: 9 (2x), last vs TX ST (12/22/18)

SEC: 5 at Ole Miss (01/19/19)

SEC: 7 at Ole Miss (02/13/18)

FREE THROWS ATTEMPTED

Season: 14 vs. Texas State (12/22/18)

Career: 14 vs. Texas State (12/22/18)

SEC: 9 vs. LSU (01/12/19)

SEC: 10 at Ole Miss (02/13/18)

REBOUNDS

Season: 14 vs. UTSA (12/15/18)

Career: 14 vs. UTSA (12/15/18)

SEC: 12 vs. Florida (01/05/19)

SEC: 12 vs. Florida (01/05/19)

ASSISTS

Season: 3 at Colorado State (12/05/18)

Career: 4 vs. Oral Roberts (12/19/17)

SEC: 1 (2x), last vs Florida (01/09/19)

SEC: 2 (4x), last vs Auburn (02/27/18)

STEALS

Season: 3 vs. Austin Peay (12/28/18)

Career: 3 (2x), last vs. APSU (12/28/18)

SEC: 1 vs. Florida (01/05/19)

SEC: 3 vs. Ole Miss (01/20/18)

BLOCKED SHOTS

Season: 4 (2x), last vs FIU (12/01/18)

Career: 7 (2x), last vs. Auburn (02/27/18)

SEC: 2 vs. LSU (01/12/19)

SEC: 7 (2x), last vs. Auburn (02/27/18)

MINUTES

Season: 37 vs. LSU (01/12/19)

Career: 37 vs. LSU (01/12/19)

SEC: 37 vs. LSU (01/12/19)

SEC: 37 vs. LSU (01/12/19)

DANIEL GAFFORD CAREER STATISTICS

Year	GP	GS	Min	Avg	FG	FGA	Pct	3FG	3FGA	Pct	FT	FTA	Pct	Off	Def	Tot	Avg	PF	FO	Ast	TO	Blk	Stl	Pts	Avg
2017-18	35	26	790	22.6	164	271	.605	0	0	.000	85	161	.528	77	140	217	6.2	114	3	24	37	76	19	413	11.8
2018-19	17	17	486	28.6	108	167	.647	0	0	.000	65	110	.591	48	111	159	9.4	48	2	13	46	35	18	281	16.5
TOTAL	52	43	1276	24.5	272	438	.621	0	0	.000	150	271	.554	125	251	376	7.2	162	5	37	83	111	37	694	13.3



11 KEYSHAWN EMBERY-SIMPSON

G, Fr., 6-3, 202 | Midwest City, Okla. / IMG (Fla.) Academy

2018-19 (Fr.) HIGHLIGHTS:

- Averaging 14.4 minutes off the bench, second-best on the team among those without a start.
- Averaging 4.5 ppg, best on the team among those without a start.
- Did not commit a turnover until game five (vs. UTA) ... Only has 10 for the season ... IN fact, has more steals (15) and assists (13) than turnovers (10).
- Scored seven points versus UC Davis, including five in the second half.
- Posted season highs versus FIU with three assists and three steals, while scoring seven points and adding three rebounds.
- Pumped in a then season-best 14 points at Colorado State, including eight in the first half to keep the Razorbacks in the lead while Daniel Gafford was on the bench in foul trouble ... Was 5-of-6 from the field, including 4-of-5 from 3-point range.
- Matched his then season high with 14 points versus Austin Peay ... All came in the second half - nine minutes of play ... More specifically, scored 12 points - including seven straight - during a 20-5 run to lead the Razorbacks to the win.
- At Ole Miss, scored a career-high 16 points - 12 in the second half.



#11 KEYSHAWN EMBERY-SIMPSON 2018-19 GAME STATS

Opponent	Date	GS	Min	FG	FGA	Pct	3FG	3A	Pct	FT	FTA	Pct	O	D	Tot	Avg	PF	FO	A	TO	Blk	Stl	Pts	Avg
vs Texas	11/09/18	9	0	2	.000	0	0	.000	0	1	.000	1	1	2	2.0	0	0	0	0	0	0	0	0	0.0
UC DAVIS	11/12/18	18	2	6	.333	1	4	.250	2	2	1.000	0	0	0	1.0	1	0	1	0	0	2	7	3.5	
INDIANA	11/18/18	14	1	5	.200	0	2	.000	0	0	.000	0	2	2	1.3	3	0	1	0	1	0	2	3.0	
MONTANA STATE	11/21/18	17	2	5	.400	2	5	.400	0	0	.000	0	0	0	1.0	1	0	1	0	0	1	6	3.8	
UT ARLINGTON	11/23/18	18	0	5	.000	0	4	.000	2	2	1.000	0	3	3	1.4	1	0	0	1	0	0	2	3.4	
FIU	12/01/18	18	3	5	.600	1	3	.333	0	2	.000	0	3	3	1.7	1	0	3	2	0	3	7	4.0	
at Colorado State	12/05/18	16	5	6	.833	4	5	.800	0	0	.000	1	1	2	1.7	2	0	2	0	0	1	14	5.4	
WESTERN KENTUCKY	12/08/18	8	0	2	.000	0	2	.000	0	0	.000	0	0	0	1.5	2	0	0	1	0	0	0	4.8	
vs UTSA	12/15/18	11	0	2	.000	0	2	.000	2	4	.500	0	0	0	1.3	2	0	0	1	1	0	2	4.4	
GEORGIA TECH	12/19/18	12	0	2	.000	0	2	.000	0	0	.000	0	0	0	1.2	1	0	0	2	0	1	0	4.0	
TEXAS STATE	12/22/18	14	1	5	.200	0	0	.000	0	0	.000	1	1	2	1.3	1	0	0	1	0	1	2	3.8	
AUSTIN PEAY	12/28/18	13	5	8	.625	2	4	.500	2	2	1.000	0	1	1	1.3	0	0	0	0	0	0	14	4.7	
at Texas A&M	01/05/19	14	0	4	.000	0	3	.000	0	0	.000	0	2	2	1.3	0	0	0	1	0	1	0	4.3	
FLORIDA	01/09/19	11	0	4	.000	0	2	.000	0	0	.000	1	2	3	1.4	0	0	0	0	0	1	0	4.0	
LSU	01/12/19	12	1	4	.250	0	3	.000	0	0	.000	0	0	0	1.3	3	0	2	0	0	2	2	3.9	
at Tennessee	01/15/19	20	1	5	.200	1	4	.250	0	0	.000	0	0	0	1.3	3	0	3	1	0	1	3	3.8	
at Ole Miss	01/19/19	20	5	8	.625	2	5	.400	4	5	.800	1	0	1	1.2	1	0	0	0	0	1	16	4.5	
Totals		0	245	26	78	.333	13	50	.260	12	18	.667	5	16	21	1.2	22	0	13	10	2	15	77	4.5

Assists/game: 0.8
Turnovers/game: 0.6
Assist/turnover ratio: 1.3
Steals/game: 0.9
Blocks/game: 0.1

• PERSONAL BESTS •

POINTS

Season: 16 at Ole Miss (01/19/19) SEC: 16 at Ole Miss (01/19/19)
Career: -- SEC: --

FIELD GOALS MADE

Season: 5 (3x), last at Ole Miss (01/19/19) SEC: 5 at Ole Miss (01/19/19)
Career: -- SEC: --

FIELD GOALS ATTEMPTED

Season: 8 (2x), last at Ole Miss (01/19/19) SEC: 8 at Ole Miss (01/19/19)
Career: -- SEC: --

3-POINT FIELD GOALS MADE

Season: 4 at Colorado State (12/05/18) SEC: 2 at Ole Miss (01/19/19)
Career: -- SEC: --

3-POINT FG ATTEMPTS

Season: 5 (3x), last at Ole Miss (01/19/19) SEC: 5 at Ole Miss (01/19/19)
Career: -- SEC: --

FREE THROWS MADE

Season: 4 at Ole Miss (01/19/19) SEC: 4 at Ole Miss (01/19/19)
Career: -- SEC: --

FREE THROWS ATTEMPTED

Season: 5 at Ole Miss (01/19/19) SEC: 5 at Ole Miss (01/19/19)
Career: -- SEC: --

REBOUNDS

Season: 3 (3x) last vs. Florida (01/09/19) SEC: 3 vs. Florida (01/09/19)
Career: -- SEC: --

ASSISTS

Season: 3 vs. FIU (12/01/18) SEC: 2 vs. LSU (01/12/19)
Career: -- SEC: --

STEALS

Season: 3 vs. FIU (12/01/18) SEC: 2 vs. LSU (01/12/19)
Career: -- SEC: --

BLOCKED SHOTS

Season: 1 (2x), last vs. UTSA (12/15/18) SEC: --
Career: -- SEC: --

MINUTES

Season: 20 (2x) last at Ole Miss (01/19/19) SEC: 20 (2x), last at Ole Miss (01/19/19)
Career: -- SEC: --

KEYSHAWN EMBERY-SIMPSON CAREER STATISTICS

Year	GP	GS	Min	Avg	FG	FGA	Pct	3FG	3FGA	Pct	FT	FTA	Pct	Off	Def	Tot	Avg	PF	FO	Ast	TO	Blk	Stl	Pts	Avg
2018-19	17	0	245	14.4	26	78	.333	13	50	.260	12	18	.667	5	16	21	1.2	22	0	13	10	2	15	77	4.5



13 MASON JONES

G, So., 6-5, 207 | Desoto, Texas / Triple A Acad. / Connors State CC

- Reached double figures in 12 of 17 games ... Has led the team in scoring a team-best six times:
UC Davis - 21 | Montana St. - 18 | Colorado St. - 16 |
Georgia Tech - 17 | Texas State - 21 | Florida - 30
- Has also led the team in assists five times:
Indiana - 7 | Georgia Tech - 5 | Texas State - 4 | Florida - 3 | Tennessee - 6
- Has led the team in scoring and assists in the same game three times.
- Second on the team in rebounding (4.9) and assists (5.4); third in scoring (14.4)
- Leads the team and ranks 6th in the league in scoring during SEC games (16.8)**

IN THE SEC

- 6th in SEC in free throws made (67)
- 7th in SEC in total 3-pointers made (38)
- 7th in SEC in 3-pt FG made per game (2.24)
- 10th in SEC in free throw pct (.817)
- 10th in SEC in assist-to-turnover ratio (1.59)

2018-19 (So.) HIGHLIGHTS:

- Led the team in scoring (21) and rebounds (8) in the UC Davis win ... 15 of those points came in the first half (5-of-6 FG - 4-5 3FG) ... 7 of his 8 boards came in the 2nd half.
- Hit (and then missed on purpose) the game-winning free throw versus Indiana with 2.5 seconds left ... Finished with 11 points, five rebounds and seven assists ... Was first Razorback since Jan. 2012 to play at least 35 minutes, have at least 7 assists and commit zero turnovers.
- Scored a team-best 18 points in the Montana State win, making 6-of-8 from the field (5-of-7 from 3-pt range) ... 16 of those points came in the first half.
- Posted first career double-double - 19 points and 10 rebounds - in the win over FIU ... Was 7-of-9 from free throw line.
- Led the team in scoring (16) at Colorado State ... Got Arkansas off to great start, hitting three, 3-pointers for a 12-2, finished with 16, first-half points.
- Led the team in scoring (17) and assists (5) versus Georgia Tech ... Added six rebounds, second-best on the team ... Tied his season-high with five 3-pointers made.
- For the second straight game, led the team in scoring (21) and assists (4) versus Texas State ... Also had a career-high three steals.
- At Texas A&M, missed his first seven 3-pointers (and 1-of-his-last-17 over 2 games) but had the confidence to still shoot late in the game ... In fact, made three straight from long range to give Arkansas a lead it would not relinquish.
- Scored a career-high 30 points versus Florida (team scored 51), making four 3-pointers and sinking 12-of-13 at the line ... Also tied for the team lead with three assists ... With Arkansas down 15 with six to play, Jones scored 11 in a 15-2 to get the Razorbacks to within two (53-51).
- Continued strong play vs. LSU, scoring 22 points and adding six rebounds ... Was 8-of-9 at the free throw line.
- Pumped in 18 at #3 Tennessee while tying for the team lead in rebounds (7) and leading the team with six assists.
- At Ole Miss, suffered through a 1-of-10 performance from the field (0-for-6 from 3-pt range), but had a blocked shot, two steals and a team-best seven deflections.

#13 MASON JONES 2018-19 GAME STATS

Opponent	Date	GS	Min	FG FGA	Pct	3FG 3A	Pct	FT FTA	Pct	O	D	Tot	Avg	PF	FO	A	TO	Blk	Stl	Pts	Avg
vs Texas	11/09/18	*	37	3 10	.300	2 6	.333	3 4	.750	0 6	6 6	6.0		4 0		3 4	1 0		11	11.0	
UC DAVIS	11/12/18	*	31	6 10	.600	4 7	.571	5 7	.714	1 7	8 7.0			1 0		2 2	0 1		21	16.0	
INDIANA	11/18/18	*	38	3 8	.375	1 4	.250	4 6	.667	0 5	5 6.3			2 0		7 0	0 1		11	14.3	
MONTANA STATE	11/21/18	*	21	6 8	.750	5 7	.714	1 2	.500	0 3	3 5.5			2 0		3 3	0 2		18	15.3	
UT ARLINGTON	11/23/18	*	25	0 5	.000	0 3	.000	4 4	1.000	1 4	5 5.4			4 0		0 2	0 0		4	13.0	
FIU	12/01/18	*	25	5 8	.625	2 4	.500	7 9	.778	1 9	10 6.2			3 0		3 3	0 2		19	14.0	
at Colorado State	12/05/18	*	29	5 10	.500	4 8	.500	2 2	1.000	0 4	4 5.9			2 0		4 0	0 1		16	14.3	
WESTERN KENTUCKY	12/08/18	*	29	5 11	.455	3 8	.375	2 2	1.000	1 2	3 5.5			2 0		1 1	0 1		15	14.4	
vs UTSA	12/15/18	*	27	2 7	.286	0 2	.000	2 2	1.000	0 4	4 5.3			5 1		3 3	0 0		6	13.4	
GEORGIA TECH	12/19/18	*	35	5 15	.333	5 13	.385	2 2	1.000	3 3	6 5.4			1 0		5 2	0 2		17	13.8	
TEXAS STATE	12/22/18	*	33	5 7	.714	1 3	.333	10 13	.769	0 4	4 5.3			2 0		4 1	0 3		21	14.5	
AUSTIN PEAY	12/28/18	*	30	1 10	.100	0 3	.000	0 0	.000	2 1	3 5.1			2 0		4 1	0 0		2	13.4	
at Texas A&M	01/05/19	*	24	3 11	.273	3 11	.273	0 0	.000	0 5	5 5.1			3 0		3 1	0 0		9	13.1	
FLORIDA	01/09/19	*	34	7 13	.538	4 9	.444	12 13	.923	0 2	2 4.9			0 0		3 4	1 0		30	14.3	
LSU	01/12/19	*	38	6 10	.600	2 5	.400	8 9	.889	1 5	6 4.9			3 0		1 3	0 1		22	14.8	
at Tennessee	01/15/19	*	33	7 16	.438	2 8	.250	2 3	.667	2 5	7 5.1			2 0		6 3	0 1		18	15.0	
at Ole Miss	01/19/19	*	31	1 10	.100	0 6	.000	3 4	.750	1 1	2 4.9			2 0		2 1	1 2		5	14.4	
Totals			17 520	70 169	.414	38 107	.355	67 82	.817	13 70	83 4.9			40 1		54 34	3 17		245	14.4	

Assists/game: 3.2
Turnovers/game: 2.0
Assist/turnover ratio: 1.6
Steals/game: 1.0
Blocks/game: 0.2



PERSONAL BESTS

POINTS

Season: 30 vs. Florida (01/09/19)
Career: --

SEC: 30 vs. Florida (01/09/19)
SEC: --

FIELD GOALS MADE

Season: 7 vs. Florida (01/09/19)
Career: --

SEC: 7 vs. Florida (01/09/19)
SEC: --

FIELD GOALS ATTEMPTED

Season: 15 vs. GA Tech (12/19/18)
Career: --

SEC: 13 vs. Florida (01/09/19)
SEC: --

3-POINT FIELD GOALS MADE

Season: 5 (2x), last vs. Ga Tech (12/19/18)
Career: --

SEC: 4 vs. Florida (01/09/19)
SEC: --

3-POINT FG ATTEMPTS

Season: 13 vs. GA Tech (12/19/18)
Career: --

SEC: 11 at Texas A&M (01/05/19)
SEC: --

FREE THROWS MADE

Season: 12 vs. Florida (01/09/19)
Career: --

SEC: 12 vs. Florida (01/09/19)
SEC: --

FREE THROWS ATTEMPTED

Season: 13 (2x), last vs. Fla (01/09/19)
Career: --

SEC: 13 vs. Florida (01/09/19)
SEC: --

REBOUNDS

Season: 10 vs. FIU (12/01/18)
Career: --

SEC: 6 vs. LSU (01/12/19)
SEC: --

ASSISTS

Season: 7 vs. Indiana (11/18/18)
Career: --

SEC: 3 (2x), last vs. Florida (01/09/19)
SEC: --

STEALS

Season: 3 vs. Texas State (21/22/18)
Career: --

SEC: 1 vs. LSU (01/12/19)
SEC: --

BLOCKED SHOTS

Season: 1 (3x), last at Ole Miss (01/19/19)
Career: --

SEC: 1 (2x), last at Ole Miss (01/19/19)
SEC: --

MINUTES

Season: 38 (2x), last vs. LSU (01/12/19)
Career: --

SEC: 38 vs. LSU (01/12/19)
SEC: --

MASON JONES CAREER STATISTICS

Year	GP	GS	Min	Avg	FG	FGA	Pct	3FG	3FGA	Pct	FT	FTA	Pct	Off	Def	Tot	Avg	PF	FO	Ast	TO	Blk	Stl	Pts	Avg
2018-19	17	17	520	30.6	70	169	.414	38	107	.355	67	82	.817	13	70	83	4.9	40	1	54	34	3	17	245	14.4



15 JONATHAN HOLMES

G, Jr., 5-10, 190 | Columbia, Ill. / Columbia HS

2018-19 (Jr.) HIGHLIGHTS:

- Fan favorite.
- Was the only player on the roster that had made a 3-pointer in an Arkansas uniform to start the season, hitting two last season.



#15 JONATHAN HOLMES 2018-19 GAME STATS

Opponent	Date	GS	Min	FG	FGA	Pct	3FG	3A	Pct	FT	FTA	Pct	O	D	Tot	Avg	PF	FO	A	TO	Blk	Stl	Pts	Avg
vs Texas	11/09/18	DNP																						
UC DAVIS	11/12/18	DNP																						
INDIANA	11/18/18	DNP																						
MONTANA STATE	11/21/18	3		0	3	.000	0	2	.000	0	0	.000	0	0	0	0.0	1	0	0	0	0	0	0	0
UT ARLINGTON	11/23/18	1		0	1	.000	0	0	.000	0	0	.000	0	0	0	0.0	0	0	0	0	0	0	0	0
FIU	12/01/18	3		0	1	.000	0	1	.000	0	0	.000	0	0	0	0.0	0	0	0	0	0	0	0	0
at Colorado State	12/05/18	DNP																						
WESTERN KENTUCKY	12/08/18	DNP																						
vs UTSA	12/15/18	DNP																						
GEORGIA TECH	12/19/18	DNP																						
TEXAS STATE	12/22/18	DNP																						
AUSTIN PEAY	12/28/18	DNP																						
at Texas A&M	01/05/19	DNP																						
FLORIDA	01/09/19	DNP																						
LSU	01/12/19	DNP																						
at Tennessee	01/15/19	DNP																						
at Ole Miss	01/19/19	DNP																						
Totals		0	7	0	5	.000	0	3	.000	0	0	.000	0	0	0	0.0	1	0	0	0	0	0	0	0

Games played: 3
Minutes/game: 2.3
FG Pct: 0.0
3FG Pct: 0.0

• PERSONAL BESTS •

POINTS

Season: -- SEC: --
Career: 3, (2x), last vs. ORU (12/19/17) SEC: 2 (2x), last vs. Vandy (02/10/18)

FIELD GOALS MADE

Season: -- SEC: --
Career: 1 (7x), last vs. Vandy (02/10/18) SEC: 1 vs. Vanderbilt (02/10/18)

FIELD GOALS ATTEMPTED

Season: 3 vs Montana State (11/21/18) SEC: --
Career: 3 vs Montana State (11/21/18) SEC: 1 (5x), last vs. TX A&M (02/14/18)

3-POINT FIELD GOALS MADE

Season: -- SEC: --
Career: 1 (2x), last vs. Troy (12/16/17) SEC: --

3-POINT FG ATTEMPTS

Season: 2 vs Montana State (11/21/18) SEC: --
Career: 2 vs Austin Peay (12/03/16) SEC: 1 (2x), last vs. Ole Miss (02/18/17)

FREE THROWS MADE

Season: -- SEC: --
Career: 1 vs. Samford (11/10/17) SEC: --

FREE THROWS ATTEMPTED

Season: -- SEC: --
Career: 2 vs. Samford (11/10/17) SEC: --

REBOUNDS

Season: -- SEC: --
Career: 1 (4x), last vs. Vandy (02/10/18) SEC: 1 vs. Vanderbilt (02/10/18)

ASSISTS

Season: -- SEC: --
Career: 1 vs. Samford (11/10/17) SEC: --

STEALS

Season: -- SEC: --
Career: 1 vs. Bucknell (11/12/17) SEC: --

BLOCKED SHOTS

Season: -- SEC: --
Career: -- SEC: --

MINUTES

Season: 3 (2x) last vs FIU (12/01/18) SEC: --
Career: 4 vs. UConn (11/26/17) SEC: 1 (5x), last vs. TX A&M (02/17/18)

JONATHAN HOLMES CAREER STATISTICS

Year	GP	GS	Min	Avg	FG	FGA	Pct	3FG	3FGA	Pct	FT	FTA	Pct	Off	Def	Tot	Avg	PF	FO	Ast	TO	Blk	Stl	Pts	Avg
2016-17	6	0	7	1.2	1	5	.200	0	4	.000	0	0	.000	0	1	1	0.2	1	0	0	0	0	0	2	0.3
2017-18	11	0	18	1.6	6	15	.400	2	6	.333	1	2	.500	2	1	3	0.3	1	0	1	2	0	1	15	1.4
2018-19	3	0	7	2.3	0	5	.000	0	3	.000	0	0	.000	0	0	0	0.0	1	0	0	0	0	0	0	0.0
TOTAL	20	0	32	1.6	7	25	.280	2	13	.154	1	2	.500	2	2	4	0.2	3	0	1	2	0	1	17	0.9



22 GABE OSABUOHEN

F, So., 6-8, 221 | Toronto, Canada / Southwest Christian Acad. (Ark.)

• Pronounced Oh-sah-BOY-en.

• Last season 8 SEC gms 72 min. 12 pts 14 rebs

• This season: 5 SEC gms 80 min 24 pts 19 rebs

• In the first two SEC games this season, grabbed career highs in rebounds – first getting seven at Texas A&M and followed by getting eight versus Florida.

• Scored a career-high 13 points at Ole Miss.

• Second the team with 12 charges taken ... Has 35 deflections.

• First sub off the bench (solo or tied) in 13 of the first 17 games.

• Has been praised by Coach Anderson for having a positive impact on the game in areas other than scoring ... High energy guy off the bench, gets deflections, takes charges and hits the boards ... Called a "warrior" by Coach Anderson for his play at Colorado State while Daniel Gafford was saddled with foul trouble.

2018-19 (So.) HIGHLIGHTS:

- Hit his first career 3-pointer versus Indiana (missing the five six of his career) at the first half drew to a close to give the Razorbacks a 38-35 lead.
- Perhaps best all-around game came versus Texas State ... In addition to drawing two charges and getting three deflections, hit his second career 3-pointer as the Hogs went on a 17-0 run ... Tied career high with five rebounds while handing out a career-high four assists.
- Set or tied then career highs in points (6), rebounds (7) and steals (2) at Texas A&M ... Also took a charge while playing 18 minutes, his most in an SEC game.
- Grabbed a career-best eight boards versus Florida.
- Was 5-of-7 at the free throw line at #3 Tennessee, both career highs.
- Scored a career-high 13 points at Ole Miss while taking two charges.



• PERSONAL BESTS •

POINTS

Season: 11 at Ole Miss (01/19/19) SEC: 11 at Ole Miss (01/19/19)
Season: 11 at Ole Miss (01/19/19) SEC: 11 at Ole Miss (01/19/19)

FIELD GOALS MADE

Season: 5 at Ole Miss (01/19/19) SEC: 5 at Ole Miss (01/19/19)
Season: 5 at Ole Miss (01/19/19) SEC: 5 at Ole Miss (01/19/19)

FIELD GOALS ATTEMPTED

Season: 9 at Ole Miss (01/19/19) SEC: 9 at Ole Miss (01/19/19)
Season: 9 at Ole Miss (01/19/19) SEC: 9 at Ole Miss (01/19/19)

3-POINT FIELD GOALS MADE

Season: 1 (2x), last vs TX ST (12/22/18) SEC: --
Career: 1 (2x), last vs TX ST (12/22/18) SEC: --

3-POINT FG ATTEMPTS

Season: 2 (2x), last at TX A&M (01/05/19) SEC: 2 at Texas A&M (01/05/19)
Career: 2 (2x), last at TX A&M (01/05/19) SEC: 2 at Texas A&M (01/05/19)

FREE THROWS MADE

Season: 5 at Tennessee (01/15/19) SEC: 5 at Tennessee (01/15/19)
Season: 5 at Tennessee (01/15/19) SEC: 5 at Tennessee (01/15/19)

FREE THROWS ATTEMPTED

Season: 7 at Tennessee (01/15/19) SEC: 7 at Tennessee (01/15/19)
Season: 7 at Tennessee (01/15/19) SEC: 7 at Tennessee (01/15/19)

REBOUNDS

Season: 8 vs. Florida (01/09/19) SEC: 8 vs. Florida (01/09/19)
Career: 8 vs. Florida (01/09/19) SEC: 8 vs. Florida (01/09/19)

ASSISTS

Season: 4 vs. Texas State (12/22/18) SEC: 1 (2x), last vs. LSU (01/12/19)
Career: 4 vs. Texas State (12/22/18) SEC: 2 vs. South Carolina (02/06/18)

STEALS

Season: 2 vs. Montana State (11/21/18) SEC: 1 (2x), last at Miss. (01/19/19)
Career: 2 vs. Montana State (11/21/18) SEC: 1 (4x), last at Miss. (01/19/19)

BLOCKED SHOTS

Season: 1 (6x), last vs. Florida (01/09/19) SEC: 1 (2x), vs. Florida (01/09/19)
Career: 1 (10x), last vs. Fla. (01/09/19) SEC: 1 (5x), last vs. Fla. (01/09/19)

MINUTES

Season: 26 at Ole Miss (01/19/19) SEC: 26 at Ole Miss (01/19/19)
Season: 26 at Ole Miss (01/19/19) SEC: 26 at Ole Miss (01/19/19)

#22 GABE OSABUOHEN 2018-19 GAME STATS

Opponent	Date	GS	Min	FG FGA	Pct	3FG 3A	Pct	FT FTA	Pct	O	D	Tot	Avg	PF	FO	A	TO	Blk	Stl	Pts	Avg			
vs Texas	11/09/18	11	0	4	.000	0	1	.000	1	2	.500	2	1	3	3.0	1	0	0	1	1	0	1	1.0	
UC DAVIS	11/12/18	14	0	3	.000	0	1	.000	0	2	.000	2	3	5	4.0	4	0	1	0	1	1	0	0.5	
INDIANA	11/18/18	10	2	3	.667	1	1	1.000	0	0	.000	0	0	0	2.7	2	0	2	4	0	1	5	2.0	
MONTANA STATE	11/21/18	12	2	5	.400	0	2	.000	2	2	1.000	1	1	2	2.5	2	0	1	0	0	2	6	3.0	
UT ARLINGTON	11/23/18	13	0	1	.000	0	0	.000	0	2	.000	1	1	2	2.4	5	1	2	2	1	0	0	2.4	
FIU	12/01/18	19	1	4	.250	0	1	.000	1	4	.250	1	4	5	2.8	4	0	1	1	1	1	3	2.5	
at Colorado State	12/05/18	9	2	5	.400	0	0	.000	1	1	1.000	3	2	5	3.1	3	0	0	0	1	0	5	2.9	
WESTERN KENTUCKY	12/08/18	7	0	2	.000	0	1	.000	0	0	.000	0	1	1	2.9	2	0	0	1	0	0	0	2.5	
vs UTSA	12/15/18	10	2	6	.333	0	1	.000	0	0	.000	4	0	4	3.0	2	0	0	1	0	0	4	2.7	
GEORGIA TECH	12/19/18	10	0	0	.000	0	0	.000	2	2	1.000	1	1	2	2.9	2	0	0	0	0	0	2	2.6	
TEXAS STATE	12/22/18	22	1	3	.333	1	1	1.000	1	4	.250	3	2	5	3.1	2	0	4	2	0	0	4	2.7	
AUSTIN PEAY	12/28/18	10	0	2	.000	0	0	.000	1	2	.500	2	0	2	3.0	1	0	3	0	0	1	1	2.6	
at Texas A&M	01/05/19	18	3	6	.500	0	2	.000	0	0	.000	3	4	7	3.3	4	0	1	1	1	1	6	2.8	
FLORIDA	01/09/19	14	0	1	.000	0	1	.000	0	4	.000	3	5	8	3.6	5	1	0	2	1	0	0	2.6	
LSU	01/12/19	12	0	2	.000	0	1	.000	0	0	.000	0	0	0	3.4	3	0	1	0	0	1	0	2.5	
at Tennessee	01/15/19	10	0	0	.000	0	0	.000	5	7	.714	0	1	1	3.3	5	1	0	2	0	0	5	2.6	
at Ole Miss	01/19/19	26	5	9	.556	0	0	.000	3	4	.750	2	1	3	3.2	4	0	1	4	0	1	13	3.2	
Totals		0	227	18	56	.321	2	13	.154	17	36	.472	28	27	55	3.2	51	3	17	21	7	9	55	3.2

Assists/game: 1.0

Turnovers/game: 1.2

Assist/turnover ratio: 0.8

Steals/game: 0.5

Blocks/game: 0.4

GABE OSABUOHEN CAREER STATISTICS

Year	GP	GS	Min	Avg	FG	FGA	Pct	3FG	3FGA	Pct	FT	FTA	Pct	Off	Def	Tot	Avg	PF	FO	Ass	TO	Blk	Stl	Pts	Avg
2017-18	20	0	136	6.8	10	25	.400	0	4	.000	2	10	.200	6	22	28	1.4	21	0	7	11	3	3	22	1.1
2018-19	17	0	227	13.4	18	56	.321	2	13	.154	17	36	.472	28	27	55	3.2	51	3	17	21	7	9	55	3.2
TOTAL	37	0	363	9.8	28	81	.346	2	17	.118	19	46	.413	34	49	83	2.2	72	3	24	32	10	12	77	2.1



24 ETHAN HENDERSON

F, Fr., 6-8, 210 | Little Rock, Ark. / Parkview Magnet HS

2018-19 (Fr.) HIGHLIGHTS:

- Had two rebounds and a blocked shot in eight minutes versus Montana State.
- Grabbed two rebounds and dished out first career assist in UTA win.
- Scored first points versus FIU, making a basket and a free throw, and had first steal.
- Saw his first action in eight games at #3 Tennessee and responded well .. Scored on an offensive put-back and had two steals in four minutes of action.



#24 ETHAN HENDERSON 2018-19 GAME STATS

Opponent	Date	GS	Min	FG FGA	Pct	3FG 3A	Pct	FT FTA	Pct	O	D	Tot	Avg	PF	FO	A	TO	Blk	Stl	Pts	Avg
vs Texas	11/09/18	DNP																			
UC DAVIS	11/12/18	2		0 0	.000	0 0	.000	0 0	.000	0 0	0 0	0.0		1 0		0 1	0 0			0 0.0	
INDIANA	11/18/18	DNP																			
MONTANA STATE	11/21/18	8		0 0	.000	0 0	.000	0 1	.000	1 1	2 1.0			1 0		0 2	1 0			0 0.0	
UT ARLINGTON	11/23/18	2		0 0	.000	0 0	.000	0 0	.000	0 2	2 1.3			1 0		1 0	0 0			0 0.0	
FIU	12/01/18	4		1 1	1.000	0 0	.000	1 2	.500	0 1	1 1.3			0 0		0 0	0 1			3 0.8	
at Colorado State	12/05/18	2		0 0	.000	0 0	.000	0 0	.000	0 0	0 1.0			0 0		0 0	0 0			0 0.6	
WESTERN KENTUCKY	12/08/18	DNP																			
vs UTSA	12/15/18	DNP																			
GEORGIA TECH	12/19/18	DNP																			
TEXAS STATE	12/22/18	DNP																			
AUSTIN PEAY	12/28/18	DNP																			
at Texas A&M	01/05/19	DNP																			
FLORIDA	01/09/19	DNP																			
LSU	01/12/19	DNP																			
at Tennessee	01/15/19	4		1 1	1.000	0 0	.000	0 0	.000	1 0	1 1.0			0 0		0 0	0 2			2 0.8	
at Ole Miss	01/19/19	DNP																			
Totals		0	22	2 2	1.000	0 0	.000	1 3	.333	2 4	6 1.0			3 0		1 3	1 3			5 0.8	

Assists/game: 0.2
Turnovers/game: 0.5
Assist/turnover ratio: 0.3
Steals/game: 0.5
Blocks/game: 0.2

• PERSONAL BESTS •

POINTS

Season: 3 vs FIU (12/01/18) SEC: 2 at Tennessee (01/15/19)
Career: -- SEC: --

FIELD GOALS MADE

Season: 1 (2x), last at Tenn. (01/15/19) SEC: 1 at Tennessee (01/15/19)
Career: -- SEC: --

FIELD GOALS ATTEMPTED

Season: 1 (2x), last at Tenn. (01/15/19) SEC: 1 at Tennessee (01/15/19)
Career: -- SEC: --

3-POINT FIELD GOALS MADE

Season: -- SEC: --
Career: -- SEC: --

3-POINT FG ATTEMPTS

Season: -- SEC: --
Career: -- SEC: --

FREE THROWS MADE

Season: 1 vs FIU (12/01/18) SEC: --
Career: -- SEC: --

FREE THROWS ATTEMPTED

Season: 2 vs FIU (12/01/18) SEC: --
Career: -- SEC: --

REBOUNDS

Season: 2 (2x), last vs. UTA (11/23/18) SEC: 1 at Tennessee (01/15/19)
Career: -- SEC: --

ASSISTS

Season: 1 vs UTA (11/23/18) SEC: --
Career: -- SEC: --

STEALS

Season: 2 at Tennessee (01/15/19) SEC: 2 at Tennessee (01/15/19)
Career: -- SEC: --

BLOCKED SHOTS

Season: 1 vs. Montana State (11/21/18) SEC: --
Career: -- SEC: --

MINUTES

Season: 8 vs. Montana State (11/21/18) SEC: 4 at Tennessee (01/15/19)
Career: -- SEC: --

ETHAN HENDERSON CAREER STATISTICS

Year	GP	GS	Min	Avg	FG	FGA	Pct	3FG	3FGA	Pct	FT	FTA	Pct	Off	Def	Tot	Avg	PF	FO	Ast	TO	Blk	Stl	Pts	Avg
2018-19	6	0	22	3.7	2	2	1.000	0	0	.000	1	3	.333	2	4	6	1.0	3	0	1	3	1	3	5	0.8



35 REGGIE CHANEY

F, Fr., 6-8, 222 | Tulsa, Okla. / Findlay Prep (Nev.)

IN THE NCAA / SEC

- 99th NCAA • 13th SEC Blocked shots - average (1.59)
- 104th NCAA • 12th SEC Blocked shots - total (26)
- Had blocked a shot in 15 straight games (Gms 2-16; zero in the opener and zero at Ole Miss).
- Earned starts versus Texas State and at Ole Miss.
- King of the bounce-back game ... Scored 2 points in 10 minutes vs FIU and bounced back to score 11 with 8 rebs in 19 minutes at Colorado State ... Only had 7 points in 12 minutes vs Texas State but bounced back to score 12 in 25 minutes vs Austin Peay ... Had zero points in 5 minutes vs. Florid and bounced back to score 12 in 27 minutes vs LSU.

2018-19 (Fr.) HIGHLIGHTS:

- Had seven blocked shots over a three-game span (UTSA, Ga Tech and Texas State).
- Led the team with a season-best eight rebounds versus UT Arlington ... Matched that total at Colorado State.
- Battled foul trouble versus Texas, but still pulled down five rebounds and had a steal in just 11 minutes.
- Was productive in his 13 minutes versus Indiana, getting four points, three rebounds and three blocked shots
- "Started" the second half versus Montana State.
- With Daniel Gafford on the bench at Colorado State in foul trouble in the first half, Chaney stepped up and played a key role in the Razorbacks maintaining the lead ... Had nine points and five rebounds in the half and finished with a season-best 1 points while tying his season-best with eight rebounds.
- Had his best overall game versus UTSA ... Set or tied career highs in minutes (28), points (11 - tied), assists (4), steals (4) and blocked shots (3 - tied) ... Added five rebounds ... "Started" the second half and he responded by going 5-of-5 from the field with two steals (both inside the first minute-and-a-half), three blocked shots and two assists.
- Backed that up versus Georgia Tech by playing 27 minutes and earning his third "second-half start" of the season.
- Earned first career start versus Texas State ... Had some struggles as he only played 12 minutes and committed five turnovers ... However, he scored seven points (3-of-4 FG and 1-1 FT) and pulled down six rebounds (five on defensive end) while adding two blocked shots.
- Returned to the bench - and his high-level of play - by playing 25 minutes versus Austin Peay ... Scored a career-high 12 points, making a career-best 6-of-9 shots from the field.
- Struggled in his first two SEC games, but bounced back to play perhaps his best game vs. LSU ... Tied career-highs with 12 points and four steals, adding five rebounds and two blocked shots.
- Followed that by scoring 11 at #3 Tennessee (5-of-7 FG) with six rebounds (five offensive) in 20 minutes.

#35 REGGIE CHANEY 2018-19 GAME STATS

Opponent	Date	GS	Min	FG	FGA	Pct	3FG	3FGA	Pct	FT	FTA	Pct	O	D	Tot	Avg	PF	FO	A	TO	Blk	Stl	Pts	Avg
vs Texas	11/09/18	11	0	1	.000	0	0	.000	0	0	.000	2	3	5	5.0	4	0	0	3	0	1	0	0	0.0
UC DAVIS	11/12/18	11	1	4	.250	0	0	.000	1	4	.250	1	0	1	3.0	3	0	0	1	1	0	3	1.5	
INDIANA	11/18/18	13	2	4	.500	0	0	.000	0	1	.000	1	2	3	3.0	0	0	0	1	3	0	4	2.3	
MONTANA STATE	11/21/18	18	4	6	.667	0	0	.000	0	0	.000	2	3	5	3.5	4	0	1	2	1	0	8	3.8	
UT ARLINGTON	11/23/18	18	4	7	.571	0	0	.000	0	2	.000	2	6	8	4.4	3	0	0	3	1	0	8	4.6	
FIU	12/01/18	10	1	2	.500	0	0	.000	0	0	.000	0	0	0	3.7	2	0	0	0	2	1	2	4.2	
at Colorado State	12/05/18	19	5	8	.625	0	0	.000	1	3	.333	3	5	8	4.3	3	0	0	1	3	0	11	5.1	
WESTERN KENTUCKY	12/08/18	14	2	4	.500	0	0	.000	0	0	.000	0	4	4	4.3	0	0	0	1	1	0	4	5.0	
vs UTSA	12/15/18	28	5	7	.714	0	0	.000	1	2	.500	1	4	5	4.3	2	0	4	0	3	4	11	5.7	
GEORGIA TECH	12/19/18	27	3	6	.500	0	0	.000	0	0	.000	1	3	4	4.3	2	0	1	1	3	1	6	5.7	
TEXAS STATE	12/22/18	*	12	3	4	.750	0	0	.000	1	1	1.000	1	5	6	4.5	4	0	0	5	2	0	7	5.8
AUSTIN PEAY	12/28/18	25	6	9	.667	0	0	.000	0	0	.000	1	3	4	4.4	2	0	1	2	1	0	12	6.3	
at Texas A&M	01/05/19	11	1	4	.250	0	0	.000	0	0	.000	0	3	3	4.3	3	0	0	0	1	0	2	6.0	
FLORIDA	01/09/19	5	0	2	.000	0	0	.000	0	0	.000	0	1	1	4.1	1	0	0	1	1	0	0	5.6	
LSU	01/12/19	27	6	8	.750	0	0	.000	0	1	.000	1	4	5	4.1	5	1	1	2	2	4	12	6.0	
at Tennessee	01/15/19	20	5	7	.714	0	0	.000	1	2	.500	5	1	6	4.3	4	0	1	1	1	0	11	6.3	
at Ole Miss	01/19/19	*	12	2	3	.667	0	0	.000	0	0	.000	1	0	1	4.1	2	0	0	0	0	4	6.2	
Totals		2	281	50	86	.581	0	0	.000	5	16	.313	22	47	69	4.1	44	1	9	24	26	11	105	6.2

Assists/game: 0.5
Turnovers/game: 1.4
Assist/turnover ratio: 0.4
Steals/game: 0.6
Blocks/game: 1.5



• PERSONAL BESTS •

POINTS

Season: 12 (2x), last vs. LSU (01/12/19) SEC: 12 vs. LSU (01/12/19)
Career: -- SEC: --

FIELD GOALS MADE

Season: 6 (2x), last vs. LSU (01/12/19) SEC: 6 vs. LSU (01/12/19)
Career: -- SEC: --

FIELD GOALS ATTEMPTED

Season: 9 vs. Austin Peay (12/28/18) SEC: 8 vs. LSU (01/12/19)
Career: -- SEC: --

3-POINT FIELD GOALS MADE

Season: -- SEC: --
Career: -- SEC: --

3-POINT FG ATTEMPTS

Season: -- SEC: --
Career: -- SEC: --

FREE THROWS MADE

Season: 1 (4x), last vs. TX ST (12/22/18) SEC: 1 at Tennessee (01/15/19)
Career: -- SEC: --

FREE THROWS ATTEMPTED

Season: 4 vs. UC Davis (11/12/18) SEC: 2 at Tennessee (01/15/19)
Career: -- SEC: --

REBOUNDS

Season: 8 (2x), last at CSU (12/05/18) SEC: 6 at Tennessee (01/15/19)
Career: -- SEC: --

ASSISTS

Season: 4 vs. UTSA (12/15/18) SEC: 1 (2x), last at Tenn. (01/15/19)
Career: -- SEC: --

STEALS

Season: 4 (2x), last vs. LSU (01/12/19) SEC: 4 vs. LSU (01/12/19)
Career: -- SEC: --

BLOCKED SHOTS

Season: 3 (4x), last vs. Ga Tech (12/19/18) SEC: 2 vs. LSU (01/12/19)
Career: -- SEC: --

MINUTES

Season: 28 vs. UTSA (12/15/18) SEC: 27 vs. LSU (01/12/19)
Career: -- SEC: --

REGGIE CHANEY CAREER STATISTICS

Year	GP	GS	Min	Avg	FG	FGA	Pct	3FG	3FGA	Pct	FT	FTA	Pct	Off	Def	Tot	Avg	PF	FO	Ast	TO	Blk	Stl	Pts	Avg
2018-19	16	1	269	16.8	48	83	.578	0	0	.000	5	16	.313	21	47	68	4.3	42	1	9	24	26	11	101	6.3

ARKANSAS RAZORBACKS

2018-19 SEASON RESULTS & LEADERS

RECORD:	OVERALL	HOME	AWAY	NEUTRAL
ALL GAMES	10-7	7-4	2-2	1-1
CONFERENCE	1-4	0-2	1-2	0-0
NON-CONFERENCE	9-3	7-2	1-0	1-1

DATE	TIME (CT)	OPPONENT	TV	RESULT	ATTEND	RECORD (SEC)	HIGH POINTS	HIGH REBOUNDS
11/09/18	6:00 pm	# vs Texas	ESPN	(ot) 71-73 L	1400	0-1	(20)Daniel Gafford	(12)Daniel Gafford
11/12/18	7:00 pm	+ UC DAVIS	SEC Network Plus	W 81-58	13444	1-1	(20)Mason Jones	(8)Mason Jones
11/18/18	2:30 pm	+ INDIANA	ESPN	W 73-72	17456	2-1	(27)Daniel Gafford	(12)Daniel Gafford
11/21/18	7:00 pm	+ MONTANA STATE	SEC Network Plus	W 90-68	13698	3-1	(18)Mason Jones	(7)Daniel Gafford
11/23/18	7:00 pm	+ UT ARLINGTON	SEC Network Plus	W 78-60	17403	4-1	(21)Daniel Gafford	(8)Reggie Chaney
12/01/18	7:00 pm	FIU	SEC Network Plus	W 121-89	13763	5-1	(34)Isaiah Joe	(12)Daniel Gafford
12/05/18	9:00 pm	at Colorado State	CBS Sports Network	W 98-74	3238	6-1	(16)Mason Jones	(9)Daniel Gafford
12/08/18	2:30 pm	WESTERN KENTUCKY	SEC Network	77-78 L	14488	6-2	(19)Isaiah Joe	(9)Daniel Gafford
12/15/18	7:00 pm	! vs UTSA	--	W 79-67	13728	7-2	(21)Isaiah Joe	(14)Daniel Gafford
12/19/18	8:00 pm	GEORGIA TECH	SEC Network	65-69 L	14368	7-3	(17)Mason Jones	(8)Daniel Gafford
12/22/18	1:00 pm	TEXAS STATE	SEC Network	W 73-70	13463	8-3	(21)Mason Jones	(10)Daniel Gafford
12/28/18	7:00 pm	AUSTIN PEAY	SEC Network Plus	W 76-65	14267	9-3	(16)Daniel Gafford	(10)Daniel Gafford
01/05/19	5:00 pm	* at Texas A&M	SEC Network	W 73-71	10049	10-3	1-0 (15)Jalen Harris	(11)Daniel Gafford
01/09/19	7:00 pm	* FLORIDA	SEC Network	51-57 L	17160	10-4	1-1 (30)Mason Jones	(12)Daniel Gafford
01/12/19	5:00 pm	* LSU	SEC Network	(ot) 88-94 L	17361	10-5	1-2 (32)Daniel Gafford	(7)Daniel Gafford
01/15/19	6:00 pm	* at #3 Tennessee	ESPN2	87-106 L	19282	10-6	1-3 (23)Isaiah Joe	(7)Daniel Gafford (7)Mason Jones
01/19/19	Noon	* at #18 Ole Miss	SEC Network	67-84 L	9500	10-7	1-4 (16)K. Embery-Simpson	(10)Daniel Gafford
01/23/19	8:00 pm	* MISSOURI	SEC Network					
01/26/19	5:00 pm	% at Texas Tech	ESPN/ESPN2					
01/29/19	6:00 pm	* GEORGIA	ESPNU					
02/02/19	5:00 pm	* at LSU	SEC Network					
02/05/19	8:00 pm	* VANDERBILT	SEC Network					
02/09/19	2:30 pm	* at South Carolina	SEC Network					
02/12/19	8:00 pm	* at Missouri	ESPN/ESPN2/ESPNU					
02/16/19	7:30 pm	* MISSISSIPPI STATE	SEC Network					
02/20/19	7:30 pm	* at Auburn	SEC Network					
02/23/19	7:30 pm	* TEXAS A&M	SEC Network					
02/26/19	8:00 pm	* at Kentucky	ESPN/ESPN2/SEC					
03/02/19	Noon	* OLE MISS	SEC Network					
03/06/19	7:30 pm	* at Vanderbilt	SEC Network					
03/09/19	5:00 pm	* ALABAMA	SEC Network					
03/13-17/19		^ SEC Tournament	TBD					

Home Games in CAPS | * - Conference game | # - ESPN Armed Forces Classic (Fort Bliss - El Paso, Texas) | + = Hardwood Classic
! - at Verizon Arena (North Little Rock, Ark.) | % - Big 12/SEC Challenge | ^ - SEC Tournament (Nashville, Tenn. - Bridgestone Arena)

ATTENDANCE SUMMARY	GAMES	TOTALS	AVG/GAME
HOME	11	166871	15170
AWAY	4	42069	10517
NEUTRAL	2	15128	7564
TOTAL	17	224068	13180

ARKANSAS RAZORBACKS

2018-19 SEASON STATISTICS • ALL GAMES

RECORD:	OVERALL	HOME	AWAY	NEUTRAL
ALL GAMES	10-7	7-4	2-2	1-1
CONFERENCE	1-4	0-2	1-2	0-0
NON-CONFERENCE	9-3	7-2	1-0	1-1

##	Player	GP	GS	• TOTAL •					• 3-PTS •					• REBOUNDS •					PF		FO							Pts		Avg	
				Min	Avg	FG	FGA	Pct	3FG	FGA	Pct	FT	FTA	Pct	Off	Def	Tot	Avg													
10	Daniel Gafford	17	17	486	28.6	108	167	.647	0	0	.000	65	110	.591	48	111	159	9.4	48	2	13	46	35	18	281	16.5					
01	Isaiah Joe	17	17	500	29.4	77	183	.421	61	140	.436	31	43	.721	13	34	47	2.8	31	0	29	22	1	25	246	14.5					
13	Mason Jones	17	17	520	30.6	70	169	.414	38	107	.355	67	82	.817	13	70	83	4.9	40	1	54	34	3	17	245	14.4					
05	Jalen Harris	17	17	521	30.6	46	127	.362	6	41	.146	43	63	.683	8	40	48	2.8	33	0	110	30	1	17	141	8.3					
02	Adrio Bailey	17	15	338	19.9	44	98	.449	1	5	.200	22	38	.579	16	46	62	3.6	46	2	16	16	15	12	111	6.5					
35	Reggie Chaney	17	2	281	16.5	50	86	.581	0	0	.000	5	16	.313	22	47	69	4.1	44	1	9	24	26	11	105	6.2					
11	K. Embery-Simpson	17	0	245	14.4	26	78	.333	13	50	.260	12	18	.667	5	16	21	1.2	22	0	13	10	2	15	77	4.5					
00	Desi Sills	17	0	264	15.5	24	54	.444	10	29	.345	14	22	.636	5	14	19	1.1	34	0	31	26	0	9	72	4.2					
22	Gabe Osabuohien	17	0	227	13.4	18	56	.321	2	13	.154	17	36	.472	28	27	55	3.2	51	3	17	21	7	9	55	3.2					
25	Jordan Phillips	7	0	38	5.4	3	20	.150	0	6	.000	4	4	1.000	1	4	5	0.7	6	0	1	2	0	1	10	1.4					
24	Ethan Henderson	6	0	22	3.7	2	2	1.000	0	0	.000	1	3	.333	2	4	6	1.0	3	0	1	3	1	3	5	0.8					
15	Jonathan Holmes	3	0	7	2.3	0	5	.000	0	3	.000	0	0	.000	0	0	0	0.0	1	0	0	0	0	0	0	0.0					
12	Ty Stevens	1	0	1	1.0	0	0	.000	0	0	.000	0	0	.000	0	0	0	0.0	0	0	0	0	0	0	0	0.0					
TM	TEAM.....														32	35	67	3.9	1		2				0						
	ARKANSAS.....	17				468	1045	.448	131	394	.332	281	435	.646	193	448	641	37.7	360	9	294	236	91	137	1348	79.3					
	Opponents.....	17				418	1029	.406	136	435	.313	283	402	.704	217	449	666	39.2	391	-	223	271	49	105	1255	73.8					

SCORE BY PERIODS:	1st	2nd	OT	Total
Arkansas	633	700	15	1348
Opponents	600	632	23	1255

DEADBALL REBOUNDS:	OFF	DEF	TOTAL
Arkansas	75	19	94
Opponents	46	14	60

ARKANSAS RAZORBACKS

2018-19 STATISTICS • SEC GAMES ONLY

RECORD:	OVERALL	HOME	AWAY	NEUTRAL
ALL GAMES	1-4	0-2	1-2	0-0

##	Player	GP	GS	• TOTAL •					• 3-PTS •					• REBOUNDS •									Pts	Avg		
				Min	Avg	FG	FGA	Pct	3FG	FGA	Pct	FT	FTA	Pct	Off	Def	Tot	Avg	PF	FO	A	TO			Blk	St
13	Mason Jones	5	5	160	32.0	24	60	.400	11	39	.282	25	29	.862	4	18	22	4.4	10	0	15	12	2	4	84	16.8
10	Daniel Gafford	5	5	140	28.0	28	46	.609	0	0	.000	15	27	.556	15	32	47	9.4	19	1	3	12	5	4	71	14.2
01	Isaiah Joe	5	5	159	31.8	18	49	.367	15	39	.385	5	9	.556	6	13	19	3.8	9	0	7	6	1	5	56	11.2
05	Jalen Harris	5	5	161	32.2	11	32	.344	3	14	.214	8	19	.421	2	12	14	2.8	7	0	30	16	0	2	33	6.6
35	Reggie Chaney	5	1	75	15.0	14	24	.583	0	0	.000	1	3	.333	7	9	16	3.2	15	1	2	4	5	4	29	5.8
02	Adrio Bailey	5	4	96	19.2	12	35	.343	0	0	.000	4	7	.571	6	11	17	3.4	11	1	5	5	2	2	28	5.6
22	Gabe Osabuohien	5	0	80	16.0	8	18	.444	0	4	.000	8	15	.533	8	11	19	3.8	21	2	3	9	2	3	24	4.8
11	K. Embery-Simpson	5	0	77	15.4	7	25	.280	3	17	.176	4	5	.800	2	4	6	1.2	7	0	5	2	0	6	21	4.2
00	Desi Sills	5	0	71	14.2	6	17	.353	3	10	.300	3	5	.600	1	1	2	0.4	9	0	7	8	0	0	18	3.6
24	Ethan Henderson	1	0	4	4.0	1	1	1.000	0	0	.000	0	0	.000	1	0	1	1.0	0	0	0	0	0	2	2	2.0
25	Jordan Phillips	1	0	2	2.0	0	1	1.000	0	1	.000	0	0	.000	0	0	0	0.0	0	0	0	0	0	0	0	0.0
TM	TEAM.....														12	9	21	4.2	1		2				0	
	RAZORBACKS.....	5				129	308	.419	35	124	.282	73	119	.613	64	120	184	36.8	109	5	77	76	17	32	366	73.2
	Opponents.....	5				137	304	.451	39	115	.339	99	122	.811	58	133	191	38.2	110	-	76	69	17	35	412	82.4

SCORE BY PERIODS:	1st	2nd	Total
Arkansas	165	194	366
Opponents	215	184	412

DEADBALL REBOUNDS:	OFF	DEF	TOTAL
Arkansas	26	4	30
Opponents	8	2	10

2018-19 RAZORBACK GAME-BY-GAME STATISTICS

Opponent	Date	Score	W/L	• TOTAL •			• 3-PTRS •						• REBOUNDS •				PF					Pts	Avg
				FG	FGA	Pct	3FG	FGA	Pct	FT	FTA	Pct	Off	Def	Tot	Avg		A	TO	Blk	Stl		
vs Texas	11/09/18	71-73	Lot	25	61	.410	8	22	.364	13	24	.542	10	36	46	46.0	23	8	18	5	6	71	71.0
UC DAVIS	11/12/18	81-58	W	23	49	.469	8	20	.400	27	41	.659	5	26	31	38.5	21	14	15	6	10	81	76.0
INDIANA	11/18/18	73-72	W	28	64	.438	6	23	.261	11	19	.579	9	23	32	36.3	16	20	12	7	8	73	75.0
MONTANA STATE	11/21/18	90-68	W	37	70	.529	11	35	.314	5	10	.500	10	24	34	35.8	25	29	14	4	13	90	78.8
UT ARLINGTON	11/23/18	78-60	W	21	55	.382	2	16	.125	34	46	.739	14	32	46	37.8	25	15	16	4	7	78	78.6
FIU	12/01/18	121-89	W	42	69	.609	13	25	.520	24	39	.615	10	40	50	39.8	28	27	14	11	11	121	85.7
at Colorado State	12/05/18	98-74	W	38	73	.521	14	28	.500	8	14	.571	15	31	46	40.7	22	28	7	9	8	98	87.4
WESTERN KENTUCKY	12/08/18	77-78	L	30	69	.435	8	25	.320	9	16	.563	9	25	34	39.9	13	10	7	4	6	77	86.1
vs UTSA	12/15/18	79-67	W	23	55	.418	6	16	.375	27	34	.794	11	28	39	39.8	20	17	15	8	7	79	85.3
GEORGIA TECH	12/19/18	65-69	L	24	63	.381	10	32	.313	7	9	.778	13	18	31	38.9	17	16	16	6	7	65	83.3
TEXAS STATE	12/22/18	73-70	W	21	47	.447	3	11	.273	28	40	.700	9	25	34	38.5	20	12	15	5	8	73	82.4
AUSTIN PEAY	12/28/18	76-65	W	27	62	.435	7	17	.412	15	24	.625	14	20	34	38.1	21	21	11	5	14	76	81.8
at Texas A&M	01/05/19	73-71	W	26	70	.371	10	33	.303	11	22	.500	17	30	47	38.8	22	16	8	3	3	73	81.2
FLORIDA	01/09/19	51-57	L	15	50	.300	6	26	.231	15	26	.577	10	32	42	39.0	20	10	16	5	5	51	79.0
LSU	01/12/19	88-94	Lot	34	66	.515	3	16	.188	17	28	.607	11	20	31	38.5	24	21	16	5	9	88	79.6
at Tennessee	01/15/19	87-106	L	32	67	.478	10	26	.385	13	22	.591	16	17	33	38.1	28	16	19	1	9	87	80.1
at Ole Miss	01/19/19	67-84	L	22	55	.400	6	23	.261	17	21	.810	10	21	31	37.7	15	14	17	3	6	67	79.3
Arkansas		1348		468	1045	.448	131	394	.332	281	435	.646	193	448	641	37.7	360	294	236	91	137	1348	79.3
Opponents		1255		418	1029	.406	136	435	.313	283	402	.704	217	449	666	39.2	391	223	271	49	105	1255	73.8

Assists/game: 17.3

Turnovers/game: 13.9

Assist/turnover ratio: 1.2

Steals/game: 8.1

Blocks/game: 5.4

2018-19 OPPONENT GAME-BY-GAME STATISTICS

Opponent	Date	Score	W/L	• TOTAL •			• 3-PTRS •						• REBOUNDS •				PF	A	TO	Blk	Stl	Pts	Avg
				FG	FGA	Pct	3FG	FGA	Pct	FT	FTA	Pct	Off	Def	Tot	Avg							
vs Texas	11/09/18	71-73	Lot	21	67	.313	10	31	.323	21	30	.700	16	32	48	48.0	25	10	14	5	8	73	73.0
UC DAVIS	11/12/18	81-58	W	18	56	.321	7	29	.241	15	18	.833	11	25	36	42.0	32	11	24	0	3	58	65.5
INDIANA	11/18/18	73-72	W	27	58	.466	8	20	.400	10	15	.667	8	32	40	41.3	20	13	18	1	4	72	67.7
MONTANA STATE	11/21/18	90-68	W	21	59	.356	11	34	.324	15	24	.625	18	22	40	41.0	17	12	24	0	5	68	67.8
UT ARLINGTON	11/23/18	78-60	W	18	55	.327	6	27	.222	18	27	.667	9	27	36	40.0	34	7	19	2	8	60	66.2
FIU	12/01/18	121-89	W	31	83	.373	6	37	.162	21	34	.618	20	23	43	40.5	27	16	14	2	8	89	70.0
at Colorado State	12/05/18	98-74	W	21	54	.389	11	23	.478	21	30	.700	8	24	32	39.3	15	16	9	1	4	74	70.6
WESTERN KENTUCKY	12/08/18	77-78	L	29	58	.500	9	22	.409	11	17	.647	8	29	37	39.0	15	18	14	8	4	78	71.5
vs UTSA	12/15/18	79-67	W	21	61	.344	8	29	.276	17	24	.708	14	22	36	38.7	29	8	12	3	7	67	71.0
GEORGIA TECH	12/19/18	65-69	L	25	55	.455	5	17	.294	14	20	.700	15	28	43	39.1	16	14	20	6	8	69	70.8
TEXAS STATE	12/22/18	73-70	W	25	60	.417	12	26	.462	8	21	.381	17	25	42	39.4	29	11	16	0	7	70	70.7
AUSTIN PEAY	12/28/18	76-65	W	24	59	.407	4	25	.160	13	20	.650	15	27	42	39.6	22	11	18	4	4	65	70.2
at Texas A&M	01/05/19	73-71	W	25	61	.410	5	24	.208	16	25	.640	11	31	42	39.8	22	14	8	6	2	71	70.3
FLORIDA	01/09/19	51-57	L	18	58	.310	6	26	.231	15	19	.789	10	29	39	39.7	25	9	12	2	4	57	69.4
LSU	01/12/19	88-94	Lot	33	64	.516	10	25	.400	18	22	.818	12	24	36	39.5	28	15	19	3	7	94	71.0
at Tennessee	01/15/19	87-106	L	30	57	.526	11	18	.611	35	39	.897	12	22	34	39.1	17	19	17	3	9	106	73.2
at Ole Miss	01/19/19	67-84	L	31	64	.484	7	22	.318	15	17	.882	13	27	40	39.2	18	19	13	3	13	84	73.8
Opponents		1255		418	1029	.406	136	435	.313	283	402	.704	217	449	666	39.2	391	223	271	49	105	1255	73.8
Arkansas		1348		468	1045	.448	131	394	.332	281	435	.646	193	448	641	37.7	360	294	236	91	137	1348	79.3

Assists/game: 13.1

Turnovers/game: 15.9

Assist/turnover ratio: 0.8

Steals/game: 6.2

Blocks/game: 2.9

ARKANSAS RAZORBACKS

2018-19 GAME-BY-GAME POINTS-ASSISTS-REBOUNDS

				00	01	02	05	10	11	12	13	15	22	24	35
Opponent	Date	Score	WL	SILLS	JOE	BAILEY	HARRIS	GAFFORD	EMBERY-SIMPSON	STEVENS	JONES	HOLMES	OSABUOHIE	HENDERSON	CHANEY
vs TEX	11/09/18	71-73	LOT	3-1-0	17-2-0	8-5-1	11-5-4	20-12-0	0-2-0	DNP	11-6-3	DNP	1-3-0	DNP	0-5-0
UCD	11/12/18	81-58	W	2-1-0	14-5-2	20-4-2	2-2-4	12-4-2	7-0-1	DNP	21-8-2	DNP	0-5-1	0-0-0	3-1-0
IND	11/18/18	73-72	W	2-1-2	13-2-3	4-1-1	5-2-4	27-12-0	2-2-1	DNP	11-5-7	DNP	5-0-2	DNP	4-3-0
MSU	11/21/18	90-68	W	5-1-5	10-3-5	10-3-2	11-2-11	16-7-0	6-0-1	0-0-0	18-3-3	0-0-0	6-2-1	0-2-0	8-5-1
UTA	11/23/18	78-60	W	3-1-2	10-3-3	14-5-1	14-3-6	21-5-0	2-3-0	DNP	4-5-0	0-0-0	0-2-2	0-2-1	8-8-0
FIU	12/01/18	121-89	W	7-3-6	34-1-3	10-5-1	9-3-10	23-12-0	7-3-3	DNP	19-10-3	0-0-0	3-5-1	3-1-0	2-0-0
at CSU	12/05/18	98-74	W	8-1-2	14-2-1	10-8-3	8-5-12	12-9-3	14-2-2	DNP	16-4-4	DNP	5-5-0	0-0-0	11-8-0
WKU	12/08/18	77-78	L	9-2-0	19-3-1	0-5-0	13-4-7	17-9-1	0-0-0	DNP	15-3-1	DNP	0-1-0	DNP	4-4-0
vs UTSA	12/15/18	79-67	W	9-1-0	21-1-0	2-3-0	11-2-10	13-14-0	2-0-0	DNP	6-4-3	DNP	4-4-0	DNP	11-5-4
GT	12/19/18	65-69	L	6-2-0	13-3-3	0-2-0	7-3-4	14-8-3	0-0-0	DNP	17-6-5	DNP	2-2-0	DNP	6-4-1
TXST	12/22/18	73-70	W	0-0-2	10-3-0	0-3-0	10-0-1	19-10-1	2-2-0	DNP	21-4-4	DNP	4-5-4	DNP	7-6-0
APSU	12/28/18	76-65	W	0-3-5	15-0-1	5-1-0	7-3-7	16-10-0	14-1-0	DNP	2-3-4	DNP	1-2-3	DNP	12-4-1
at TAMU	01/05/19	73-71	W	14-1-1	11-2-1	5-5-0	15-3-9	11-11-1	0-2-0	DNP	9-5-3	DNP	6-7-1	DNP	2-3-0
UF	01/09/19	51-57	L	0-0-0	6-3-3	4-5-0	2-1-3	9-12-1	0-3-0	DNP	30-2-3	DNP	0-8-0	DNP	0-1-0
LSU	01/12/19	88-94	LOT	0-1-5	5-5-2	8-3-3	7-1-6	32-7-0	2-0-2	DNP	22-6-1	DNP	0-0-1	DNP	12-5-1
at UT	01/15/19	87-106	L	2-0-1	23-4-0	7-2-0	6-3-5	10-7-0	3-0-3	DNP	18-7-6	DNP	5-1-0	2-1-0	11-6-1
at OM	01/19/19	67-84	L	2-0-0	11-5-1	4-2-2	3-6-7	9-10-1	16-1-0	DNP	5-2-2	DNP	13-3-1	DNP	4-1-0

ARKANSAS RAZORBACKS

2018-19 STARTING LINEUPS

Date	Opponent	GUARD	GUARD	GUARD	FORWARD	FORWARD	1st SUB	Outcome
Nov. 09	vs. Texas	Joe	Harris	Jones	Bailey	Gafford	Gabe	L, 71-73 ot
Nov. 12	UC Davis	Joe	Harris	Jones	Bailey	Gafford	Gabe/Desi	W, 81-58
Nov. 18	Indiana	Joe	Harris	Jones	Bailey	Gafford	Gabe	W, 73-72
Nov. 21	Montana State	Joe	Harris	Jones	Bailey	Gafford	Gabe	W, 90-68
Nov. 23	UT Arlington	Joe	Harris	Jones	Bailey	Gafford	Desi	W, 78-60
Dec. 01	FIU	Joe	Harris	Jones	Bailey	Gafford	Gabe/Desi	W, 121-89
Dec. 05	at Colorado State	Joe	Harris	Jones	Bailey	Gafford	Gabe	W, 98-74
Dec. 08	Western Kentucky	Joe	Harris	Jones	Bailey	Gafford	Gabe/Desi	L, 77-78
Dec. 15	vs. UTSA	Joe	Harris	Jones	Bailey	Gafford	Gabe/Desi	W, 79-67
Dec. 19	Georgia Tech	Joe	Harris	Jones	Bailey	Gafford	Reggie/Desi	L, 65-69
Dec. 22	Texas State	Joe	Harris	Jones	Chaney	Gafford	Gabe/Desi	W, 73-70
Dec. 28	vs. Austin Peay	Joe	Harris	Jones	Bailey	Gafford	Gabe/Desi	W, 76-65
Jan. 05	at Texas A&M	Joe	Harris	Jones	Bailey	Gafford	Gabe/Desi	W, 73-71
Jan. 09	Florida	Joe	Harris	Jones	Bailey	Gafford	Gabe	L, 51-57
Jan. 12	LSU	Joe	Harris	Jones	Bailey	Gafford	Gabe/Reggie	L, 88-94 ot
Jan. 15	at Tennessee	Joe	Harris	Jones	Bailey	Gafford	Desi/Reggie	L, 87-106
Dec. 22	Texas State	Joe	Harris	Jones	Chaney	Gafford	Desi	L, 67-84

RECORD BY LINEUP:

Joe	Harris	Jones	Bailey	Gafford	9-6
Joe	Harris	Jones	Chaney	Gafford	1-1

ARKANSAS RAZORBACKS

2018-19 SPECIALTY STATS (ARKANSAS/OPPONENT)

Opponent	Pts in Paint	Pts Off TO	2nd Chance	Fast Break	Bench	Ties	Lead Chng	Ark Largest Lead	Opp Largest Lead	Ark Led	Opp Led	Gm Tied
vs. Texas	20 / 20	14 / 13	6 / 10	2 / 2	4 / 25	6	10	8 15:02 1st	12 09:59 1st	14:56	26:52	3:12
UC Davis	26 / 18	26 / 8	5 / 11	4 / 3	12 / 17	0	0	24 00:10 2nd	--	39:02	--	0:58
Indiana	38 / 30	14 / 13	3 / 13	6 / 4	13 / 14	8	9	10 17:10 2nd	5 13:20 1st	26:13	8:31	5:16
Montana St.	46 / 16	29 / 9	7 / 20	20 / 3	25 / 9	0	0	29 04:56 2nd	--	39:55	--	0:05
UT Arlington	32 / 22	25 / 8	14 / 7	6 / 2	15 / 21	0	1	18 04:20 2nd	1 19:26 1st	38:47	0:49	0:24
FIU	52 / 50	15 / 21	12 / 21	18 / 18	26 / 29	0	0	35 00:18 2nd	--	39:52	--	0:08
at Colorado St.	40 / 20	16 / 10	22 / 5	17 / 14	38 / 7	0	0	26 01:22 2nd	--	38:57	--	0:34
Western Ky.	42 / 34	6 / 17	4 / 11	8 / 12	9 / 13	4	5	9 16:47 1st	8 12:43 2nd	23:30	15:31	0:59
vs. UTSA	30 / 24	17 / 16	11 / 9	15 / 5	26 / 12	4	6	12 00:12 2nd	5 15:45 1st	23:33	14:11	2:16
Georgia Tech	30 / 26	23 / 13	3 / 15	11 / 11	10 / 14	5	11	5 13:29 2nd	11 14:37 1st	11:45	23:28	4:37
Texas State	28 / 18	19 / 19	2 / 21	8 / 2	6 / 19	2	1	10 03:38 2nd	13 11:32 1st	26:59	11:59	1:01
Austin Peay	38 / 24	21 / 5	14 / 7	13 / 6	31 / 29	10	16	11 04:15 2nd	4 11:26 1st	18:26	13:46	7:20
at Texas A&M	26 / 38	10 / 6	18 / 16	5 / 8	22 / 13	11	16	8 14:09 1st	3 03:31 1st	23:19	7:00	9:41
Florida	18 / 18	12 / 7	2 / 5	2 / 2	0 / 10	1	1	4 18:06 1st	16 02:35 2nd	4:04	32:48	3:08
LSU	54 / 44	17 / 23	16 / 15	11 / 10	14 / 14	6	2	2 04:41 OT	13 17:17 2nd	0:30	40:11	4:19
at Tennessee	42 / 32	20 / 35	19 / 15	6 / 11	23 / 50	0	0	--	30 07:51 2nd	--	39:43	0:17
at Ole Miss	28 / 44	18 / 22	15 / 17	0 / 9	34 / 21	0	0	--	19 02:00 2nd	--	39:20	0:40

ARKANSAS RAZORBACKS

2018-19 GAME HIGHS IN...

Opponent	DATE	SCORE	RESULT	POINTS	REBOUNDS	ASSISTS	STEALS	BLOCKED SHOTS
vs Texas	11/09/18	71-73	LOT	20-Daniel Gafford	12-Daniel Gafford	4-Jalen Harris	3-Jalen Harris	2-Daniel Gafford
UC DAVIS	11/12/18	81-58	W	21-Mason Jones	8-Mason Jones	4-Jalen Harris	3-Isaiah Joe	4-Daniel Gafford
INDIANA	11/18/18	73-72	W	27-Daniel Gafford	12-Daniel Gafford	7-Mason Jones	2-Daniel Gafford	3-Reggie Chaney Daniel Gafford
MONTANA STATE	11/21/18	90-68	W	18-Mason Jones	7-Daniel Gafford	11-Jalen Harris	5-Isaiah Joe	1-Ethan Henderson Reggie Chaney Adrio Bailey Daniel Gafford
UT ARLINGTON	11/23/18	78-60	W	21-Daniel Gafford	8-Reggie Chaney	6-Jalen Harris	3-Adrio Bailey	2-Adrio Bailey
FIU	12/01/18	121-89	W	34-Isaiah Joe	12-Daniel Gafford	10-Jalen Harris	3-K. Embery-Simpson	4-Adrio Bailey Daniel Gafford
at Colorado State	12/05/18	98-74	W	16-Mason Jones	9-Daniel Gafford	12-Jalen Harris	4-Jalen Harris	3-Daniel Gafford Reggie Chaney
WESTERN KENTUCKY	12/08/18	77-78	L	19-Isaiah Joe	9-Daniel Gafford	7-Jalen Harris	2-Jalen Harris	2-Daniel Gafford
vs UTSA	12/15/18	79-67	W	21-Isaiah Joe	14-Daniel Gafford	10-Jalen Harris	4-Reggie Chaney	3-Reggie Chaney
GEORGIA TECH	12/19/18	65-69	L	17-Mason Jones	8-Daniel Gafford	5-Mason Jones	2-Mason Jones	3-Reggie Chaney Daniel Gafford
TEXAS STATE	12/22/18	73-70	W	21-Mason Jones	10-Daniel Gafford	4-Mason Jones Gabe Osabuohien	3-Isaiah Joe Mason Jones	2-Reggie Chaney Daniel Gafford
AUSTIN PEAY	12/28/18	76-65	W	16-Daniel Gafford	10-Daniel Gafford	7-Jalen Harris	5-Isaiah Joe	4-Daniel Gafford
at Texas A&M	01/05/19	73-71	W	15-Jalen Harris	11-Daniel Gafford	9-Jalen Harris	1-Gabe Osabuohien K. Embery-Simpson Isaiah Joe	1-Reggie Chaney Daniel Gafford Gabe Osabuohien
FLORIDA	01/09/19	51-57	L	30-Mason Jones	12-Daniel Gafford	3-Mason Jones Isaiah Joe Jalen Harris	2-Adrio Bailey	1-Isaiah Joe Adrio Bailey Reggie Chaney Mason Jones Gabe Osabuohien
LSU	01/12/19	88-94	LOT	32-Daniel Gafford	7-Daniel Gafford	6-Jalen Harris	4-Reggie Chaney	2-Daniel Gafford Reggie Chaney
at Tennessee	01/15/19	87-106	L	23-Isaiah Joe	7-Mason Jones Daniel Gafford	6-Mason Jones	2-Isaiah Joe Daniel Gafford Ethan Henderson	1-Reggie Chaney
at Ole Miss	01/19/19	67-84	L	16-K. Embery-Simpson	10-Daniel Gafford	7-Jalen Harris	2-Mason Jones	2-Daniel Gafford

GAME 1 Arkansas vs. Texas

Nov. 9, 2018 • Armed Forces Classic • Fort Bliss - El Paso, Texas • ESPN

Arkansas 71 • 0-1

#	Player	Total		3-Ptr		Rebounds			PF	TP	A TO Blk Stl				Min
		FG-FGA	FT-FTA	FG-FGA	FT-FTA	Off	Def	Tot			A	TO	Blk	Stl	
02	Adrio Bailey	f 4-5	0-1	0-2	0 5 5	3	8	1 1 1	1	35					
10	Daniel Gafford	f 8-15	0-0	4-9	2 10 12	3	20	0 6 2	1	33					
01	Isaiah Joe	f 6-10	5-8	0-0	0 2 2	4	17	0 1 0	0	34					
05	Jalen Harris	f 3-12	0-5	5-6	3 2 5	2	11	4 2 0	3	39					
13	Mason Jones	f 3-10	2-6	3-4	0 6 6	4	11	3 4 1	0	37					
00	Desi Sills	f 1-2	1-1	0-0	0 1 1	2	3	0 0 0	0	16					
11	K. Embery-Simpson	f 0-2	0-0	0-1	1 1 2	0	0	0 0 0	0	9					
22	Gabe Osabuohien	f 0-4	0-1	1-2	2 1 3	1	1	0 1 1	0	11					
35	Reggie Chaney	f 0-1	0-0	0-0	2 3 5	4	0	0 3 0	1	11					
Team					0 5 5										
Totals		25-61	8-22	13-24	10 36 46	23	71	8 18 5	6	225					
FG % 1st Half:		12-30	40.0%	2nd half:	11-24	45.8%	OT:	2-7	28.6%	Game:	25-61	41.0%	Deadball Rebounds		
3FG % 1st Half:		4-9	44.4%	2nd half:	3-9	33.3%	OT:	1-4	25.0%	Game:	8-22	36.4%	5		
FT % 1st Half:		2-5	40.0%	2nd half:	8-13	61.5%	OT:	3-6	50.0%	Game:	13-24	54.2%			

Texas 73 • 1-0

#	Player	Total		3-Ptr		Rebounds			PF	TP	A TO Blk Stl				Min
		FG-FGA	FT-FTA	FG-FGA	FT-FTA	Off	Def	Tot			A	TO	Blk	Stl	
20	Jericho Sims	f 4-7	0-0	6-10	2 3 5	5	14	0 4 2	0	36					
21	Dylan Osetkowski	f 2-9	1-4	6-10	6 7 13	4	11	1 6 0	3	39					
02	Matt Coleman III	f 0-8	0-3	2-2	0 0 0	5	2	4 1 0	1	29					
12	Kerwin Roach II	f 6-18	4-11	2-2	1 10 11	2	18	2 2 0	1	39					
13	Jase Febres	f 1-6	1-5	0-0	1 0 1	0	3	0 0 0	1	21					
03	Courtney Ramey	f 4-6	2-3	0-0	0 3 3	4	10	2 0 0	0	16					
10	Jaxson Hayes	f 1-2	0-0	0-0	4 4 8	3	2	0 1 2	0	16					
33	Kamaka Hepa	f 1-2	1-1	0-0	0 1 1	0	3	0 0 0	1	5					
55	Elijah Mitrou-Long	f 2-9	1-4	5-6	0 2 2	2	10	1 0 1	1	24					
Team					2 2 4										
Totals		21-67	10-31	21-30	16 32 48	25	73	10 14 5	8	225					
FG % 1st Half:		13-34	38.2%	2nd half:	5-26	19.2%	OT:	3-7	42.9%	Game:	21-67	31.3%	Deadball Rebounds		
3FG % 1st Half:		7-19	36.8%	2nd half:	3-10	30.0%	OT:	0-2	0.0%	Game:	10-31	32.3%	3		
FT % 1st Half:		3-4	75.0%	2nd half:	14-20	70.0%	OT:	4-6	66.7%	Game:	21-30	70.0%			

Officials: Jerry Pollard, Kip Kissingner, Keith Kimble

Technical fouls: Arkansas-None. Texas-None.

Attendance: 1400

2:10 in 1st half - Flagrant 1 foul on #3 (Texas) Ramey

Score by periods	1st	2nd	OT	Total
Arkansas	30	33	8	71
Texas	36	27	10	73

GAME 3 Arkansas vs. Indiana

Nov. 18, 2018 • Hardwood Showcase • Fayetteville, Ark. - Bud Walton Arena • ESPN

Indiana 72 • 3-1

#	Player		Total		3-Ptr	Rebounds			PF	TP	A	TO	Blk	Stl	Min
			FG-FGA	FG-FGA	FT-FTA	Off	Def	Tot							
03	SMITH,JUSTIN	f	1-6	0-2	1-4	0	0	0	2	3	0	2	0	0	15
13	MORGAN,JUWAN	f	6-8	2-3	1-2	3	4	7	4	15	2	2	0	0	23
00	LANGFORD,ROMEO	f	6-15	2-5	8-9	2	8	10	3	22	5	4	1	1	38
01	DURHAM,ALJAMI	f	4-9	3-4	0-0	1	2	3	3	11	3	5	0	0	36
10	PHINISEE,ROB	f	3-7	1-3	0-0	0	2	2	4	7	1	0	0	0	21
20	DAVIS,DE'RON	f	5-6	0-0	0-0	1	4	5	2	10	1	3	0	1	23
23	ANDERSON,DAMEZI	f	2-5	0-2	0-0	0	3	3	2	4	1	1	0	1	26
55	FITZNER,EVAN	f	0-2	0-1	0-0	0	5	5	0	0	0	0	0	1	18
Team						1	4	5			1				
Totals			27-58	8-20	10-15	8	32	40	20	72	13	18	1	4	200
FG % 1st Half:			13-28	46.4%	2nd half:	14-30	46.7%	Game:	27-58	46.6%	Deadball Rebound				
3FG % 1st Half:			3-9	33.3%	2nd half:	5-11	45.5%	Game:	8-20	40.0%	3,2				
FT % 1st Half:			6-10	60.0%	2nd half:	4-5	80.0%	Game:	10-15	66.7%					

Arkansas 73 • 2-1

#	Player	Total		3-Ptr	Rebounds					PF	TP	A TO Blk Stl				Min
		FG-FGA	FG-FGA	FT-FTA	Off	Def	Tot	A	TO			Blk	Stl			
02	Adrio Bailey	f	2-7	0-1	0-0	0	1	1	3	4	1	0	0	1	25	
10	Daniel Gafford	f	12-15	0-0	3-8	5	7	12	2	27	0	3	3	2	31	
01	Isaiah Joe	f	5-15	3-11	0-0	0	2	2	0	13	3	1	0	1	33	
05	Jalen Harris	f	1-5	1-3	2-2	0	2	2	3	5	4	2	0	1	25	
13	Mason Jones	f	3-8	1-4	4-6	0	5	5	2	11	7	0	0	1	38	
00	Desi Sills	f	0-2	0-1	2-2	0	1	1	1	2	2	1	0	1	11	
11	K. Embery-Simpson	f	1-5	0-2	0-0	0	2	2	3	2	1	0	1	0	14	
22	Gabe Osabuohien	f	2-3	1-1	0-0	0	0	0	2	5	2	4	0	1	10	
35	Reggie Chaney	f	2-4	0-0	0-1	1	2	3	0	4	0	1	3	0	13	
Team						3	1	4								
Totals			28-64	6-23	11-19	9	23	32	16	73	20	12	7	8	200	
FG % 1st Half: 14-31		45.2%	2nd half: 14-33	42.4%	Game: 28-64	43.8%	Deadball Rebound 1,2									
3FG % 1st Half: 4-10		40.0%	2nd half: 2-13	15.4%	Game: 6-23	26.1%										
FT % 1st Half: 6-10		60.0%	2nd half: 5-9	55.6%	Game: 11-19	57.9%										

Officials: Joe Lindsay, Keith Kimble, Gerald Williams

Technical fouls: Indiana-None. Arkansas-None.

Attendance: 17456

Tickets Scanned: 12,979

Score by periods	1st	2nd	Total
Indiana	35	37	72
Arkansas	38	35	73

GAME 2 Arkansas vs. UC Davis

Nov. 12, 2018 • Hardwood Showcase • Fayetteville, Ark. - Bud Walton Arena • SEC+

UC Davis 58 • 0-3

#	Player	Total		3-Ptr		Rebounds			PF	TP	A TO Blk Stl				Min
		FG-FGA	FT-FTA	FG-FGA	FT-FTA	Off	Def	Tot			A	TO	Blk	Stl	
25	John, AJ	f 1-7	1-6	0-0	0	1	1	5	3	1	0	0	1	21	
44	Goode, Garrison	f 3-4	0-0	0-0	2	3	5	3	6	0	2	0	0	32	
00	Shorts II, TJ	f 5-12	0-2	4-4	3	5	8	2	14	4	7	0	0	35	
05	Schneider, Siler	f 3-9	2-6	0-0	1	1	2	5	8	4	5	0	1	30	
22	Mooney, Joe	f 2-6	2-6	4-6	0	1	1	4	10	1	4	0	0	19	
01	Squire, Damion	f 0-0	0-0	0-0	0	0	0	2	0	0	3	0	0	4	
02	Gonzalez, Stefan	f 2-10	2-9	3-4	0	6	6	3	9	1	3	0	0	27	
11	Fuller, Caleb	f 0-2	0-0	0-0	0	1	1	0	0	0	0	0	0	6	
13	Neufeld, Matt	f 2-5	0-0	2-2	2	4	6	3	6	0	0	0	0	17	
21	Russell, Colin	f 0-1	0-0	0-0	0	1	1	1	0	0	0	0	0	5	
23	Printup, Rogers	f 0-0	0-0	2-2	1	0	1	3	2	0	0	0	1	4	
Team					2	2	4	1							
Totals		18-56	7-29	15-18	11	25	36	32	58	11	24	0	3	200	
FG % 1st Half: 11-28		39.3%	2nd half: 7-28	25.0%	Game: 18-56	32.1%	Deadball Rebounds								
3FG % 1st Half: 4-12		33.3%	2nd half: 3-17	17.6%	Game: 7-29	24.1%	1,2								
FT % 1st Half: 4-4		100.0%	2nd half: 11-14	78.6%	Game: 15-18	83.3%									

Arkansas 81 • 1-1

#	Player	Total		3-Ptr	Rebounds					PF	TP	A	TO	Blk	Stl	Min
		FG-FGA	FT-FTA	FG-FGA	Off	Def	Tot									
02	Adrio Bailey	f 5-8	1-2	9-11	0	4	4	2	20	2	0	0	2	26		
10	Daniel Gafford	f 3-3	0-0	6-9	0	4	4	2	12	2	6	4	0	28		
01	Isaiah Joe	f 4-7	2-5	4-6	1	4	5	1	14	2	3	0	3	27		
03	Jalen Harris	g 1-6	0-1	0-0	0	2	2	2	2	4	0	0	1	28		
15	Mason Jones	g 6-10	4-7	5-7	1	7	8	1	21	2	2	0	1	31		
00	Desi Sills	1-2	0-0	0-0	0	1	1	4	2	0	2	0	0	15		
11	K. Embery-Simpson	2-6	1-4	2-2	0	0	0	1	7	1	0	0	2	18		
22	Gabe Osabuohien	0-3	0-1	0-2	2	3	5	4	0	1	0	1	1	14		
04	Ethan Henderson	0-0	0-0	0-0	0	0	0	1	0	0	1	0	0	2		
25	Reggie Chaney	1-4	0-0	1-4	0	0	1	3	3	0	1	1	0	11		
	Team				0	1	1									
Totals		23-49	8-20	27-41	5	26	31	21	81	14	15	6	10	200		
FG % 1st Half: 13-28		46.4%	2nd half: 10-21	47.6%	Game: 23-49		46.9%	Deadball Rebounds: 8.3								
3FG % 1st Half: 5-13		38.5%	2nd half: 3-7	42.9%	Game: 8-20		40.0%									
FT % 1st Half: 6-14		42.9%	2nd half: 21-27	77.8%	Game: 27-41		65.9%									

GAME 5 Arkansas vs. UT Arlington

Nov. 23, 2018 • Hardwood Showcase • Fayetteville, Ark. - Bud Walton Arena • SEC+

UT Arlington 60 • 3-3

#	Player		Total			3-Ptr			Rebounds			PF	TP	A TO Blk Stl				Min
			FG-FGA	FG-FGA	FT-FTA	Off	Def	Tot										
13	NARCIS,JABARI	f	1-3	0-1	1-2	1	5	6	3	3	0	1	0	0	18			
00	WARREN,BRIAN	g	4-16	0-5	7-10	1	2	3	4	15	3	4	0	3	36			
02	BRYANT,DJ	g	0-2	0-2	0-0	0	0	0	5	0	0	0	0	1	18			
05	DENNIS,EDRIC	g	5-14	4-9	5-6	0	5	5	4	19	0	3	0	1	20			
10	DAVIS,RADSHAD	g	1-3	0-0	0-0	1	3	4	4	2	0	2	0	1	24			
03	NOUHI,AYOUB	g	3-4	0-1	0-0	2	2	4	2	6	0	2	0	1	15			
04	AZORE,DAVID	g	1-3	0-0	3-4	0	5	5	5	2	4	1	0	20				
21	CASTRO,PEDRO	g	0-1	0-1	1-3	0	0	0	1	1	2	0	0	1	7			
22	JACKSON-YOUNG,TIANDR	g	2-5	2-5	0-0	0	2	2	1	6	0	0	1	0	26			
23	MWAMBA,PATRICK	g	1-4	0-3	1-2	1	2	3	4	3	0	1	0	0	16			
Team						3	1	4	1		2							
Totals				18-55	6-27	18-27	9	27	36	34	60	7	19	2	8	200		
FG % 1st Half:			8-28	28.6%	2nd half:	10-27	37.0%	Game:	18-55	32.7%	Deadball Rebound 3.1							
3FG % 1st Half:			4-17	23.5%	2nd half:	2-10	20.0%	Game:	6-27	22.2%								
FT % 1st Half:			6-11	54.5%	2nd half:	12-16	75.0%	Game:	18-27	66.7%								

Arkansas 78 • 4-1

#	Player	Total		3-Ptr		Rebounds			PF	TP	A TO Blk Stl				Min
		FG-FGA	FG-FGA	FT-FTA	FT-FTA	Off	Def	Tot							
02	Adrio Bailey	f	4-6	0-0	6-8	2	3	5	2	14	1	1	2	3	24
10	Daniel Gafford	f	6-10	0-0	9-10	2	3	5	4	21	0	1	0	2	23
01	Isaiah Joe	g	3-9	2-5	2-2	1	2	3	3	10	3	1	0	1	26
05	Jalen Harris	g	3-6	0-1	8-11	0	3	3	1	14	6	1	0	0	31
13	Mason Jones	g	0-5	0-3	4-4	1	4	5	4	4	0	2	0	0	25
00	Desi Sills	g	1-3	0-2	1-3	1	0	1	1	3	2	4	0	1	15
11	K. Embery-Simpson	g	0-5	0-4	2-2	0	3	3	1	2	0	1	0	0	18
15	Jonathan Holmes	g	0-1	0-0	0-0	0	0	0	0	0	0	0	0	0	1
22	Gabe Osabuohien	g	0-1	0-0	0-2	1	1	2	5	0	2	2	1	0	13
24	Ethan Henderson	g	0-0	0-0	0-0	0	2	2	1	0	1	0	0	0	2
25	Jordan Phillips	g	0-2	0-1	2-2	0	1	1	0	2	0	0	0	0	4
35	Reggie Chaney	g	4-7	0-0	0-2	2	6	8	3	8	0	3	1	0	18
Team						4	4	8							
Totals			21-55	2-16	34-46	14	32	46	25	78	15	16	4	7	200
FG % 1st Half:		8-25	32.0%	2nd half:	13-30	43.3%	Game:	21-55	38.2%	Deadball Rebounds 4.2					
3FG % 1st Half:		1-9	11.1%	2nd half:	1-7	14.3%	Game:	2-16	12.5%						
FT % 1st Half:		14-21	66.7%	2nd half:	20-25	80.0%	Game:	34-46	73.9%						

Officials: Steven Anderson, Wil Howard, Bart Lenox
Technical fouls: UT Arlington-TEAM. Arkansas-Reggie Chaney.
Attendance: 17403
Tickets Scanned: 8,317
Fouled out: Arkansas #22, Osabuohien (6:31 2H)
UT Arlington #4, Azore (2:18 2H); #2, Bryant (1:47 2H)

Score by periods	1st	2nd	Total
UT Arlington	26	34	60
Arkansas	31	47	78

Last FG - UTA 2nd-03:58, AR 2nd-00:11.

Largest lead - UTA by 1 1st-19:36, AR by 18 2nd-04:20.

UTA led for 00:49. AR led for 38:47. Game was tied for 00:24.

Points	In Paint	Off T/O	2nd Chance	Fast Break	Bench
UTA	22	8	7	2	21
AR	32	25	14	6	15

Score tied - 0 times.

Lead changed - 1 time.

GAME 6 Arkansas vs. FIU

Dec. 1, 2018 • Fayetteville, Ark. - Bud Walton Arena • SEC+

FIU 89 • 7-2

#	Player	Total		3-Ptr		Rebounds			PF	TP	A TO Blk Stl				Min
		FG-FGA	FG-FGA	FT-FTA	FT-FTA	Off	Def	Tot							
10	ANDREWS, Devon	f	2-7	0-1	0-0	1	2	3	4	4	1	1	0	1	16
22	DIENG, Elhadji	c	1-2	0-0	0-0	2	1	3	5	2	0	3	1	0	11
03	JACOB, Trejon	g	9-18	2-6	0-1	2	6	8	0	20	2	1	0	0	36
04	BEARD, Jr., Brian	g	5-15	1-7	10-12	3	5	8	4	21	6	1	0	5	32
20	NUNEZ, JR., Willy	g	4-14	3-13	2-2	0	2	2	0	13	0	0	0	0	28
01	BANKS, Isaiah	g	4-10	0-5	3-7	5	1	6	3	11	1	1	1	0	23
02	VEIRA, Cordell	g	0-3	0-2	0-0	0	0	0	1	0	2	1	0	1	10
06	DAYE, JR., Antonio	g	5-10	0-1	5-10	1	2	3	3	15	2	4	0	0	26
15	AMETEPE, James	g	1-1	0-0	0-0	0	0	0	2	2	0	0	0	0	3
31	DOUGLAS, Michael	g	0-3	0-2	1-2	1	3	4	5	1	2	2	0	1	15
Team						5	1	6							
Totals			31-83	6-37	21-34	20	23	43	27	89	16	14	2	8	200
FG % 1st Half:		10-35	28.6%	2nd half:	21-48	43.8%	Game:	31-83	37.3%	Deadball Rebounds 5.1					
3FG % 1st Half:		3-18	16.7%	2nd half:	3-19	15.8%	Game:	6-37	16.2%						
FT % 1st Half:		12-17	70.6%	2nd half:	9-17	52.9%	Game:	21-34	61.8%						

Arkansas 121 • 5-1

#	Player	Total		3-Ptr		Rebounds			PF	TP	A TO Blk Stl				Min
		FG-FGA	FG-FGA	FT-FTA	FT-FTA	Off	Def	Tot							
02	Adrio Bailey	f	4-6	0-0	2-4	0	5	5	5	10	1	0	4	1	16
10	Daniel Gafford	f	9-12	0-0	5-8	4	8	12	4	23	0	3	4	1	23
01	Isaiah Joe	g	11-14	10-13	2-2	0	1	1	2	34	3	1	0	0	28
05	Jalen Harris	g	2-6	0-1	5-6	0	3	3	2	9	10	1	0	0	26
13	Mason Jones	g	5-8	2-4	7-9	1	9	10	3	19	3	3	0	2	25
00	Desi Sills	g	3-4	0-1	1-2	1	2	3	3	7	6	3	0	1	18
11	K. Embery-Simpson	g	3-5	1-3	0-2	0	3	3	1	7	3	2	0	3	18
15	Jonathan Holmes	g	0-1	0-1	0-0	0	0	0	0	0	0	0	0	0	3
22	Gabe Osabuohien	g	1-4	0-1	1-4	1	4	5	4	3	1	1	1	1	19
24	Ethan Henderson	g	1-1	0-0	1-2	0	1	1	0	3	0	0	0	1	4
25	Jordan Phillips	g	2-6	0-1	0-0	1	1	2	2	4	0	0	0	0	9
35	Reggie Chaney	g	1-2	0-0	0-0	0	0	0	2	2	0	0	2	1	10
Team						2	3	5							
Totals			42-69	13-25	24-39	10	40	50	28	121	27	14	11	11	200
FG % 1st Half:		21-38	55.3%	2nd half:	21-31	67.7%	Game:	42-69	60.9%	Deadball Rebounds 8					
3FG % 1st Half:		7-15	46.7%	2nd half:	6-10	60.0%	Game:	13-25	52.0%						
FT % 1st Half:		9-14	64.3%	2nd half:	15-25	60.0%	Game:	24-39	61.5%						

Officials: Pat Adams, Wil Howard, K.B. Burdett Jr.
Technical fouls: FIU-None. Arkansas-None.
Attendance: 13763
Tickets Scanned: 8,920
Fouled out: FIU #22, Dieng (9:49 2H); #31, Douglas (7:19 2H)
Arkansas #02, Bailey (5:25 2H)

Score by periods	1st	2nd	Total
FIU	35	54	89
Arkansas	58	63	121

Last FG - FIU 2nd-00:02, AR 2nd-00:18.

Largest lead - FIU None, AR by 35 2nd-00:18.

FIU led for 00:00. AR led for 39:52. Game was tied for 00:08.

Score tied - 0 times.

Lead changed - 0 times.

GAME 7 Arkansas at Colorado State

Dec. 5, 2018 • Fort Collins, Colo. - Moby Arena • CBS Sports Network

Arkansas 98 • 6-1

#	Player		Total		3-Ptr		Rebounds			PF	TP	A				Min
			FG-FGA	FG-FGA	FT-FTA	Off	Def	Tot	To			Blk	Stl			
02	Adrio Bailey	f	5-7	0-0	0-2	2	6	8	1	10	3	2	2	1	28	
10	Daniel Gafford	f	5-12	0-0	2-4	3	6	9	2	12	3	1	3	1	22	
01	Isaiah Joe	g	5-12	4-9	0-0	1	1	2	3	14	1	1	0	0	23	
05	Jalen Harris	g	4-8	0-2	0-0	1	4	5	2	8	12	2	0	4	32	
13	Mason Jones	g	5-10	4-8	2-2	0	4	4	2	16	4	0	0	1	29	
00	Desi Sills	g	2-3	2-3	2-2	0	1	1	3	8	2	0	0	0	16	
11	K. Embery-Simpson		5-6	4-5	0-0	1	1	2	2	14	2	0	0	1	16	
22	Gabe Osabuohien		2-5	0-0	1-1	3	2	5	3	5	0	0	1	0	9	
24	Ethan Henderson		0-0	0-0	0-0	0	0	0	0	0	0	0	0	0	2	
25	Jordan Phillips		0-2	0-1	0-0	0	1	1	1	0	1	0	0	0	4	
35	Reggie Chaney		5-8	0-0	1-3	3	5	8	3	11	0	1	3	0	20	
Team						1	0	1								
Totals				38-73	14-28	8-14	15	31	46	22	98	28	7	9	8	
FG % 1st Half: 17-34			50.0%	2nd half: 21-39	53.8%	Game: 38-73			52.1%	Deadball						
3FG % 1st Half: 6-14			42.9%	2nd half: 8-14	57.1%	Game: 14-28			50.0%	Rebound						
FT % 1st Half: 4-6			66.7%	2nd half: 4-8	50.0%	Game: 8-14			57.1%	2						

GAME 9 Arkansas vs. UTSA

Dec. 15, 2018 • North Little Rock, Ark. - Verizon Arena

UTSA 67 • 3-7

#	Player	Total		3-Ptr		Rebounds			PF	TP	A	TO	Blk	Stl	Min
		FG-FGA	FG-FGA	FG-FGA	FG-FGA	Off	Def	Tot							
03	FROHNEN, Byron	f	2-5	0-0	0-0	6	6	12	2	4	1	1	1	2	30
25	ALLEN, Nick	f	2-5	1-2	0-0	1	3	4	5	5	0	1	0	0	22
02	JACKSON, Jhivvan	g	6-19	3-11	5-10	1	1	2	5	20	2	2	0	2	32
05	DE NICOLAO, Giovanni	g	3-9	0-2	2-2	0	3	3	5	8	2	3	0	2	34
22	WALLACE, Keaton	g	6-18	4-12	2-2	0	0	0	4	18	2	3	1	1	35
04	BYNUM, Tamir		0-0	0-0	0-0	0	0	0	0	0	0	0	0	0	0+
11	IYAYE, Adokiye		1-3	0-2	1-2	0	1	1	3	3	1	0	0	0	19
15	RODRIGUEZ, Adrian		1-2	0-0	2-2	2	0	2	4	4	0	1	0	0	8
23	BIOR, Atem		0-0	0-0	5-6	0	3	3	1	5	0	1	1	0	20
Team						4	5	9							
Totals			21-61	8-29	17-24	14	22	36	29	67	8	12	3	7	200
FG % 1st Half:		10-27	37.0%	2nd half:	11-34	32.4%	Game:	21-61	34.4%	Deadball Rebounds 3.1					
3FG % 1st Half:		3-11	27.3%	2nd half:	5-18	27.8%	Game:	8-29	27.6%						
FT % 1st Half:		5-9	55.6%	2nd half:	12-15	80.0%	Game:	17-24	70.8%						

Arkansas 79 • 7-2

#	Player	Total		3-Ptr		Rebounds			PF	TP	A	TO	Blk	Stl	Min
		FG-FGA	FG-FGA	FG-FGA	FG-FGA	Off	Def	Tot							
02	Adrio Bailey	f	1-5	0-0	0-0	0	3	3	4	2	0	2	2	0	13
10	Daniel Gafford	f	4-6	0-0	5-8	2	12	14	0	13	0	4	2	1	29
01	Isaiah Joe	g	5-9	5-6	6-6	1	0	1	2	21	0	3	0	1	30
05	Jalen Harris	g	2-9	0-3	7-8	0	2	2	2	11	10	0	0	0	34
13	Mason Jones	g	2-7	0-2	2-2	0	4	4	5	6	3	3	0	0	27
00	Desi Sills		2-4	1-2	4-4	0	1	1	1	9	0	1	0	1	18
11	K. Embery-Simpson		0-2	0-2	2-4	0	0	0	2	2	0	1	1	0	11
22	Gabe Osabuohien		2-6	0-1	0-0	4	0	4	2	4	0	1	0	0	10
35	Reggie Chaney		5-7	0-0	1-2	1	4	5	2	11	4	0	3	4	28
Team						3	2	5							
Totals			23-55	6-16	27-34	11	28	39	20	79	17	15	8	7	200
FG % 1st Half:		11-31	35.5%	2nd half:	12-24	50.0%	Game:	23-55	41.8%	Deadball Rebounds 5.2					
3FG % 1st Half:		5-9	55.6%	2nd half:	1-7	14.3%	Game:	6-16	37.5%						
FT % 1st Half:		8-10	80.0%	2nd half:	19-24	79.2%	Game:	27-34	79.4%						

Officials: Brian Shey, Peter Juzenas, R.B. Clyburn

Technical fouls: UTSA-None. Arkansas-None.

Attendance: 13,728

Tickets Scanned: 12,462

Fouled out: UTSA #25, Allen (2:42.2H); #2, Jackson (0:43.9.2H)

#5, Giovanni (0:29.1.2H)

Arkansas #13, Jones (0:43.9.2H)

Score by periods	1st	2nd	Total
UTSA	28	39	67
Arkansas	35	44	79

	Points	In Paint	Off T/O	2nd Chance	Fast Break	Bench
UTSA	24	16	9	5	12	18
AR	30	17	11	15	26	26

Last FG - UTSA 2nd-00:04, AR 2nd-00:12.

Largest lead - UTSA by 5 1st-15:45, AR by 12 2nd-00:12.

UTSA led for 14:11. AR led for 23:33. Game was tied for 02:16.

Score tied - 4 times.
Lead changed - 6 times.

GAME 11 Arkansas vs. Texas State

Dec. 22, 2018 • Fayetteville, Ark. - Bud Walton Arena • SEC Network

Texas State 70 • 10-2

#	Player	Total		3-Ptr		Rebounds			PF	TP	A	TO	Blk	Stl	Min
		FG-FGA	FG-FGA	FG-FGA	FG-FGA	Off	Def	Tot							
23	Peacock, Alex	f	1-9	1-4	0-0	1	7	8	1	3	2	1	0	3	23
45	Terry, Eric	f	0-1	0-0	0-0	1	1	2	4	0	1	2	0	0	9
02	Nottingham, Tre	g	6-15	6-13	0-1	1	2	3	4	18	1	5	0	2	36
22	Pearson, Nijal	g	6-17	4-8	0-0	1	5	6	4	16	1	1	0	0	36
35	Shead, Jaylen	g	4-5	1-1	5-8	2	4	6	3	14	4	2	0	0	26
00	Gurley, Isaiah		0-0	0-0	0-0	0	0	0	1	0	0	1	0	0	4
03	Davis, Chandler		0-2	0-0	0-0	1	1	2	1	0	0	0	0	0	6
04	Adams, Shelby		0-0	0-0	0-2	0	0	0	1	0	0	0	0	0	7
12	Harrell, Mason		2-3	0-0	1-2	2	0	2	2	5	2	2	0	1	14
14	Scott, Quentin		4-4	0-0	0-6	1	0	1	5	8	0	1	0	0	13
25	Sule, Alonzo		2-4	0-0	2-2	5	3	8	3	6	0	1	0	1	26
Team						2	2	4							
Totals			25-60	12-26	8-21	17	25	42	29	70	11	16	0	7	200
FG % 1st Half:		9-28	32.1%	2nd half:	16-32	50.0%	Game:	25-60	41.7%	Deadball Rebounds 5					
3FG % 1st Half:		5-11	45.5%	2nd half:	7-15	46.7%	Game:	12-26	46.2%						
FT % 1st Half:		4-9	44.4%	2nd half:	4-12	33.3%	Game:	8-21	38.1%						

Arkansas 73 • 8-3

#	Player	Total		3-Ptr		Rebounds			PF	TP	A	TO	Blk	Stl	Min
		FG-FGA	FG-FGA	FG-FGA	FG-FGA	Off	Def	Tot							
10	Daniel Gafford	f	5-9	0-0	9-14	2	8	10	1	19	1	1	2	0	35
35	Reggie Chaney	f	3-4	0-0	1-1	1	5	6	4	7	0	5	2	0	12
01	Isaiah Joe	g	1-6	1-5	7-8	1	2	3	2	10	0	0	0	3	30
05	Jalen Harris	g	5-9	0-1	0-0	0	0	0	3	10	1	2	1	1	26
13	Mason Jones	g	5-7	1-3	10-13	0	4	4	2	21	4	1	0	3	33
00	Desi Sills		0-0	0-0	0-0	0	0	0	2	0	2	1	0	0	16
02	Adrio Bailey		0-3	0-1	0-0	1	2	3	0	0	0	2	0	0	11
11	K. Embery-Simpson		1-5	0-0	0-0	1	1	2	1	2	0	1	0	1	14
22	Gabe Osabuohien		1-3	1-1	1-4	3	2	5	2	4	4	2	0	0	22
25	Jordan Phillips		0-1	0-0	0-0	0	0	0	0	0	0	0	0	0	1
Team						0	1	1							
Totals			21-47	3-11	28-40	9	25	34	20	73	12	15	5	8	200
FG % 1st Half:		12-23	52.2%	2nd half:	9-24	37.5%	Game:	21-47	44.7%	Deadball Rebounds 4.1					
3FG % 1st Half:		2-5	40.0%	2nd half:	1-6	16.7%	Game:	3-11	27.3%						
FT % 1st Half:		8-14	57.1%	2nd half:	20-26	76.9%	Game:	28-40	70.0%						

Officials: Pat Adams, Owen Shortt, Josue Nieves

Technical fouls: Texas State-None. Arkansas-None.

Attendance: 13,463

Tickets Scanned: 7,182

Fouled out: North Texas State: #14, Scott (0:12.1.2H)

Score by periods	1st	2nd	Total
Texas State	27	43	70
Arkansas	34	39	73

	Points	In Paint	Off T/O	2nd Chance	Fast Break	Bench
TXST	18	19	21	2	19	19
AR	28	19	2	8	6	6

Last FG - TXST 2nd-00:01, AR 2nd-03:38.

Largest lead - TXST by 13 1st-11:32, AR by 10 2nd-03:38.

TXST led for 11:59. AR led for 26:59. Game was tied for 01:01.

Score tied - 2 times.
Lead changed - 1 time.

GAME 10 Arkansas vs. Georgia Tech

Dec. 19, 2018 • Fayetteville, Ark. - Bud Walton Arena • SEC Network

Georgia Tech 69 • 6-4

#	Player	Total		3-Ptr		Rebounds			PF	TP	A	TO	Blk	Stl	Min
		FG-FGA	FG-FGA	FG-FGA	FG-FGA	Off	Def	Tot							
05	WRIGHT, MOSES	f	1-6	0-1	2-4	1	3	4	0	4	1	0	1	0	17
12	MOORE, KHALID	f	3-7	0-1	4-6	0	3	3	2	10	3	1	0	0	34
01	BANKS III, JAMES	c	5-7	0-0	4-4	8	6	14	3	14	3	4	5	1	34
00	DEVORE, MICHAEL	g	3-10	1-4	4-5	1	2	3	1	11	2	2	0	2	33
10	ALVARADO, JOSE	g	9-15	2-5	0-1	0	9	9	1	20	1	4	0	2	40
04	ALSTON, BRANDON		1-2	0-1	0-0	0	0	0	3	2	1	4	0	0	17
13	HAYWOOD II, CURTIS		2-6	2-5	0-0	1	1	2	5	6	3	3	0	2	19

GAME 13 Arkansas at Texas A&M

Jan. 5, 2019 • College Station, Texas - Reed Arena • SEC Network

Arkansas 73 • 10-3, 1-0 SEC

#	Player	Total		3-Ptr		Rebounds			PF	TP	A TO Blk Stl				Min
		FG-FGA	FT-FTA	FG-FGA	FT-FTA	Off	Def	Tot			A	TO	Blk	Stl	
01	Isaiah Joe	* 3-8	3-7	2-4	0 2 2	2	11	1	1	0	1	27			
02	Adrio Bailey	* 2-7	0-0	1-3	2 3 5	1	5	0	0	0	0	25			
05	Jalen Harris	* 4-9	1-3	6-11	0 3 3	2	15	9	0	0	0	36			
10	Daniel Gafford	* 5-11	0-0	1-2	6 5 11	4	11	1	1	1	0	23			
13	Mason Jones	* 3-11	3-11	0-0	0 5 5	3	9	3	1	0	0	24			
00	Desi Sills	5-9	3-6	1-2	1 0 1	3	14	1	3	0	0	18			
11	K. Embery-Simpson	0-4	0-3	0-0	0 2 2	0	0	0	1	0	1	14			
22	Gabe Osabuohien	3-6	0-2	0-0	3 4 7	4	6	1	1	1	1	18			
25	Jordan Phillips	0-1	0-1	0-0	0 0 0	0	0	0	0	0	0	2			
35	Reggie Chaney	1-4	0-0	0-0	0 3 3	3	2	0	0	1	0	11			
Team					5 3 8										
Totals		26-70	10-33	11-22	17 30 47	22	73	16	8	3	3	200			
FG % 1st Half:		13-36	36.1%	2nd half:	13-34	38.2%	Game:	26-70	37.1%	Deadball Rebounds 7					
3FG % 1st Half:		5-14	35.7%	2nd half:	5-19	26.3%	Game:	10-33	30.3%						
FT % 1st Half:		1-4	25.0%	2nd half:	10-18	55.6%	Game:	11-22	50.0%						

Texas A&M 71 • 6-6, 0-1 SEC

#	Player	Total		3-Ptr		Rebounds			PF	TP	A TO Blk Stl				Min
		FG-FGA	FT-FTA	FG-FGA	FT-FTA	Off	Def	Tot			A	TO	Blk	Stl	
01	Flagg, Savion	* 8-11	1-2	3-7	4 11 15	5	20	2	1	1	0	36			
02	Starks, TJ	* 8-18	2-7	5-8	0 2 2	4	23	5	3	0	1	33			
11	Mitchell, Wendell	* 2-11	0-7	3-4	1 1 2	4	7	2	1	0	0	33			
13	Mahan, Brandon	* 2-5	2-5	0-0	0 3 3	3	6	1	0	0	0	24			
21	Mekowulu, Christian	* 1-3	0-0	0-0	2 5 7	4	2	0	0	2	0	20			
00	Chandler, Jay Jay	2-7	0-2	2-2	1 0 1	0	6	2	0	0	1	19			
12	Collins, Chris	0-0	0-0	0-0	0 0 0	0	0	0	0	0	0	4			
24	Walker, John	1-3	0-1	1-2	2 2 4	1	3	2	2	0	0	13			
32	Nebo, Josh	1-3	0-0	2-2	1 5 6	1	4	0	1	3	0	18			
Team					0 2 2										
Totals		25-61	5-24	16-25	11 31 42	22	71	14	8	6	2	200			
FG % 1st Half:		12-28	42.9%	2nd half:	13-33	39.4%	Game:	25-61	41.0%	Deadball Rebounds 4					
3FG % 1st Half:		1-9	11.1%	2nd half:	4-15	26.7%	Game:	5-24	20.8%						
FT % 1st Half:		6-9	66.7%	2nd half:	10-16	62.5%	Game:	16-25	64.0%						

Officials: Bart Lenox, Vladimir Voyard-Tadal, Josue Nieves
Technical fouls: Arkansas-None. Texas A&M-None.
Attendance: 10049

Score by periods	1st	2nd	Total
Arkansas	32	41	73
Texas A&M	31	40	71

Last FG - AR 2nd-01:34, TAMU 2nd-00:02.
Largest lead - AR by 8 1st-14:09, TAMU by 3 1st-03:31.
AR led for 23:19. TAMU led for 07:00. Game was tied for 09:41.

	In Paint	Off T/O	2nd Chance	Fast Break	Bench
Points AR	26	10	18	5	22
TAMU	38	6	16	8	13

Score tied - 11 times.
Lead changed - 16 times.

GAME 14 Arkansas vs. Florida

Jan. 9, 2019 • Fayetteville, Ark. - Bud Walton Arena • SEC Network

Florida 57 • 9-5, 1-1 SEC

#	Player	Total		3-Ptr		Rebounds			PF	TP	A TO Blk Stl				Min
		FG-FGA	FT-FTA	FG-FGA	FT-FTA	Off	Def	Tot			A	TO	Blk	Stl	
11	HAYES, KEVARRIUS	c 1-3	0-0	2-2	1 1 2	4	4	0	0	0	2	17			
02	NEMBHARD, ANDREW	g 2-6	1-2	1-2	0 5 5	2	6	4	1	0	0	31			
03	HUDSON, JALEN	g 4-15	1-5	0-2	1 5 6	3	9	0	1	0	0	23			
05	ALLEN, KEVAUGHN	g 3-11	1-9	11-12	0 5 5	3	18	1	2	0	0	33			
10	LOCKE, NOAH	g 4-8	2-5	0-0	2 3 5	4	10	1	1	0	1	25			
00	OKAURI, MIKE	1-4	1-3	0-0	0 2 2	0	3	0	0	0	0	13			
11	JOHNSON, KEYONTAE	0-2	0-0	0-0	0 3 3	2	0	1	0	0	0	12			
21	BASSETT, DONTAY	3-5	0-0	1-1	3 2 5	3	7	1	1	1	0	23			
24	BALLARD, DEAUDRAE	0-2	0-1	0-0	0 0 0	1	0	0	1	0	0	10			
25	STONE, KEITH	0-2	0-1	0-0	1 1 2	3	0	1	3	1	1	13			
Team					2 2 4										
Totals		18-58	6-26	15-19	10 29 39	25	57	9	12	2	4	200			
FG % 1st Half:		10-32	31.3%	2nd half:	8-26	30.8%	Game:	18-58	31.0%	Deadball Rebounds 1.1					
3FG % 1st Half:		3-16	18.8%	2nd half:	3-10	30.0%	Game:	6-26	23.1%						
FT % 1st Half:		10-12	83.3%	2nd half:	5-7	71.4%	Game:	15-19	78.9%						

Arkansas 51 • 10-4, 1-1 SEC

#	Player	Total		3-Ptr		Rebounds			PF	TP	A TO Blk Stl				Min
		FG-FGA	FT-FTA	FG-FGA	FT-FTA	Off	Def	Tot			A	TO	Blk	Stl	
02	Adrio Bailey	f 2-8	0-0	0-0	1 4 5	3	4	0	0	1	2	21			
10	Daniel Gafford	f 3-4	0-0	3-6	2 10 12	4	9	1	0	0	1	27			
01	Isaiah Joe	2-10	2-9	0-1	0 3 3	2	6	3	3	1	1	35			
03	Jalen Harris	g 1-5	0-3	0-2	0 1 1	2	2	3	3	0	0	35			
13	Mason Jones	g 7-13	4-9	12-13	0 2 2	0	30	3	4	1	0	34			
00	Desi Sills	0-3	0-2	0-0	0 0 0	3	0	0	2	0	0	18			
11	K. Embery-Simpson	0-4	0-2	0-0	1 2 3	0	0	0	0	0	1	11			
22	Gabe Osabuohien	0-1	0-1	0-4	3 5 8	5	0	0	2	1	0	14			
35	Reggie Chaney	0-2	0-0	0-0	0 1 1	1	0	0	1	1	0	5			
Team					3 4 7										
Totals		15-50	6-26	15-26	10 32 42	20	51	10	16	5	5	200			
FG % 1st Half:		7-25	28.0%	2nd half:	8-25	32.0%	Game:	15-50	30.0%	Deadball Rebounds 6.1					
3FG % 1st Half:		2-14	14.3%	2nd half:	4-12	33.3%	Game:	6-26	23.1%						
FT % 1st Half:		6-10	60.0%	2nd half:	9-16	56.3%	Game:	15-26	57.7%						

Officials: Joe Lindsey, Mike Nance, Patrick Evans
Technical fouls: Florida-None. Arkansas-None.
Attendance: 17160
Tickets Scanned: 9,950
Fouled Out: Arkansas, #22, Osabuohien (6:57 2H)

Score by periods	1st	2nd	Total
Florida	33	24	57
Arkansas	22	29	51

Last FG - UF 2nd-02:35, AR 2nd-02:13.
Largest lead - UF by 16 2nd-09:13, AR by 4 1st-18:06.
UF led for 32:48. AR led for 04:04. Game was tied for 03:08.

	In Paint	Off T/O	2nd Chance	Fast Break	Bench
Points UF	18	7	5	2	10
AR	18	12	2	2	0

Score tied - 1 time.
Lead changed - 1 time.

GAME 15 Arkansas vs. LSU

Jan. 12, 2019 • Fayetteville, Ark. - Bud Walton Arena • SEC Network

LSU 94 • 12-3, 2-0 SEC

		Total		3-Ptr		Rebounds									
#	Player		FG-FGA	FT-FTA	Off	Def	Tot	PF	TP	A	TO	Blk	Stl	Min	
00	REID, Naz	f	10-12	4-4	3-4	2	5	7	4	27	2	2	0	26	
11	BIGBY-WILLIAMS, K.	f	0-2	0-0	0-1	0	0	0	5	0	0	0	1	18	
03	WATERS, Tremont	g	6-15	1-6	4-4	0	2	2	3	17	11	7	0	3	42
04	MAYS, Skylar	g	5-13	2-6	3-4	0	4	4	1	15	1	2	0	2	41
14	TAYLOR, Marlon	g	7-8	1-2	6-6	4	3	7	3	21	1	1	0	1	37
01	SMART, Ja'vonte		2-7	2-4	2-2	0	2	2	5	8	0	4	0	0	23
22	DAYS, Darius		0-4	0-3	0-0	1	1	2	3	0	0	1	1	1	12
24	WILLIAMS, Emmitt		3-3	0-0	0-1	4	6	10	4	6	0	2	1	0	26
Team						1	1	2							
Totals			33-64	10-25	18-22	12	24	36	28	94	15	19	3	7	225
FG % 1st Half:		18-30	60.0%	2nd half:	11-29	37.9%	OT:	4-5	80.0%	Game:	33-64	51.6%	Deadball Rebounds		
3FG % 1st Half:		6-12	50.0%	2nd half:	2-11	18.2%	OT:	2-2	100.0%	Game:	10-25	40.0%			
FT % 1st Half:		8-9	88.9%	2nd half:	7-10	70.0%	OT:	3-3	100.0%	Game:	18-22	81.8%			1.1

GAME 17 Arkansas at #18 Ole Miss

Jan. 19, 2019 • Oxford, Miss. - The Pavilion • SEC Network

Arkansas 67 • 10-7, 1-4 SEC

#	Player	Total		3-Ptr	Rebounds			PF	TP	A	TO	Blk	Stl	Min
		FG-FGA	FG-FGA	FT-FTA	Off	Def	Tot							
10	Daniel Gafford	f	2-6	0-0	5-6	0	10	10	2	9	1	5	2	31
35	Reggie Chaney	f	2-3	0-0	0-0	1	0	1	2	4	0	0	0	12
01	Isaiah Joe	g	4-11	3-9	0-0	2	3	5	0	11	1	0	0	33
05	Jalen Harris	g	1-4	1-3	0-0	1	5	6	1	3	7	4	0	30
13	Mason Jones	g	1-10	0-6	3-4	1	1	2	2	5	2	1	1	31
00	Desi Sills		0-0	0-0	2-2	0	0	0	1	2	0	3	0	7
02	Adrio Bailey		2-4	0-0	0-0	1	1	2	2	4	2	0	0	10
11	K. Embery-Simpson		5-8	2-5	4-5	1	0	1	1	16	0	0	0	20
22	Gabe Osabuohien		5-9	0-0	3-4	2	1	3	4	13	1	4	0	26
	Team					1	0	1						
	Totals		22-55	6-23	17-21	10	21	31	15	67	14	17	3	200
FG % 1st Half: 11-25 44.0% 2nd half: 11-30 36.7% Game: 22-55 40.0% Deadball Rebounds 0.1														
3FG % 1st Half: 3-9 33.3% 2nd half: 3-14 21.4% Game: 6-23 26.1%														
FT % 1st Half: 10-13 76.9% 2nd half: 7-8 87.5% Game: 17-21 81.0%														

Ole Miss 84 • 14-3, 4-1 SEC

#	Player	Total		3-Ptr	Rebounds			PF	TP	A	TO	Blk	Stl	Min
		FG-FGA	FG-FGA	FT-FTA	Off	Def	Tot							
00	Hinson,Blake	f	1-5	0-3	1-2	0	4	4	3	3	1	3	0	19
13	Olejniczak, Dominik	c	5-7	0-0	3-3	1	4	5	2	13	1	1	2	22
03	Davis, Terence	g	6-11	2-5	4-5	2	7	9	4	18	7	3	0	32
04	Tyree,Breein	g	7-15	2-7	6-6	2	2	4	1	22	2	2	1	36
20	Davis, D.C.	g	3-5	0-1	1-1	1	1	2	2	7	4	0	0	27
01	Naylor,Zach		0-0	0-0	0-0	0	1	1	0	0	0	0	0	2
02	Shuler,Devontae		1-6	1-3	0-0	0	2	2	1	3	3	3	0	25
12	Stevens, Bruce		6-7	2-3	0-0	3	4	7	2	14	1	0	0	18
14	Buffen, KJ		2-8	0-0	0-0	2	2	4	3	4	0	1	0	19
	Team					2	0	2						
	Totals		31-64	7-22	15-17	13	27	40	18	84	19	13	3	200
FG % 1st Half: 18-35 51.4% 2nd half: 13-29 44.8% Game: 31-64 48.4% Deadball Rebounds 0														
3FG % 1st Half: 3-11 27.3% 2nd half: 4-11 36.4% Game: 7-22 31.8%														
FT % 1st Half: 7-8 87.5% 2nd half: 8-9 88.9% Game: 15-17 88.2%														

Officials: Doug Shows, Tony Greene, R.B. Clyburn
Technical fouls: Arkansas-None. Ole Miss-None.
Attendance: 9500

Score by periods	1st	2nd	Total
Arkansas	35	32	67
Ole Miss	46	38	84

	Points	In Paint	Off T/O	2nd Chance	Fast Break	Bench
AR	28	18	15	15	0	35
OM	44	22	17	9	9	21

Last FG - AR 2nd-00:07, OM 2nd-00:16.
Largest lead - AR None, OM by 19 2nd-02:00.
AR led for 00:00, OM led for 39:20, Game was tied for 00:40.

Score tied - 0 times.
Lead changed - 0 times.

25th Anniversary


1994 NATIONAL CHAMPIONSHIP



**Record: 31-3, 14-2 SEC
NCAA CHAMPION
SEC CHAMPION**

NCAA TOURNAMENT RESULTS

RD1	def. North Carolina A&T	94-79
RD2	def. Georgetown	85-73
Sweet 16	def. Tulsa	103-84
Elite 8	def. Michigan	76-68
Final Four	def. Arizona	91-82
Championship	def. Duke	76-72



1993-94 RAZORBACKS

3	Alex Dillard	Bessemer, Ala.
12	Clint McDaniel	Tulsa, Okla.
13	John Engskov	Berryville, Ark.
14	Corey Beck	Memphis, Tenn.
15	Dwight Stewart	Memphis, Tenn.
22	Davor Rimac	Zagreb, Croatia
23	Ken Biley	Pine Bluff, Ark.
24	Ray Biggers	Houston, Texas
30	Scotty Thurman	Ruston, La.
31	Roger Crawford	Birmingham, Ala.
33	Lee Wilson	Waco, Texas
34	Corliss Williamson	Russellville, Ark.
35	Reggie Merritt	Little Rock, Ark.
40	Elmer Martin	Memphis, Tenn.
44	Darnell Robinson	Oakland, Calif.
	Nolan Richardson	Head Coach
	Nolan Richardson III	Assistant Coach
	Mike Anderson	Assistant Coach
	Brad Dunn	Assistant Coach
	Wayne Stehlik	Dir. of Operations
	Dave England	Athletic Trainer

