



ARKANSAS RAZORBACKS

GAME 20 • Georgia • Jan. 29, 2019 • 6:00 pm • Fayetteville, Ark. / Bud Walton Arena (19,200) • ESPNU

• GAME INFORMATION •

TV: SEC Network
Roy Philpott and Daymeon Fishback



RADIO: Razorback/IMG Sports Network
Chuck Barrett and Matt Zimmerman

SATELLITE: Sirius (121), XM (190), Internet (961)

LIVE STATS: <http://Arkansas.Statbroadcast.com>

• THE MATCHUP •

ARKANSAS RAZORBACKS

Overall: 11-8 2-4 SEC
Head Coach: Mike Anderson (Tulsa '82)
At Arkansas: 162-94 (8th Yr) • Overall: 362-192 (17th Yr)



GEORGIA BULLDOGS

Overall: 10-9 1-5 SEC
Head Coach: Tom Crean (Central Michigan '89)
At UGA: 10-9 (1st Yr) • Overall: 366-240 (19th Yr)



GEORGIA SERIES:

• Overall: Ark leads 22-15
• SEC Only: Same
• At Home: Ark leads 10-3
• At UGA: Ark trails 6-9
• At Neutral: Ark leads 6-3

LAST TIME THEY MET:

Arkansas.....(OT)80
Georgia 77

Jan. 23, 2018 • Stegeman Coliseum

ATHENS, Ga. – Daryl Macon scored 16 of the Razorbacks' 17 points after regulation to lead Arkansas to an 80-77 double-overtime victory over Georgia in a game saw 17 lead changes.

Arkansas found itself down by as many as 16 early. The Razorbacks found their groove and went an 15-2 run. The Bulldogs led by three, 33-28, at halftime.

In the second half, Arkansas built a 56-50 with 7:45 left before Georgia went on an 11-2 run to lead 61-58.

Macon sank a trey to tie the game at 61-61. After a Bulldog turnover, Anton Beard got an offensive rebound and made a jumper for a 63-61 lead with 28 seconds left. However, Jordan Harris made two free throws with five seconds left to tie the game, 63-63, and force overtime.

Both team scored six points in the first OT. With the game tied with 2:28 left, Macon hit a three. Georgia made a layup 1:06 left and a free throw with 35 seconds left to go to double overtime.

In double overtime and down one with just over a minute to go, Macon nailed a deep three to give the Razorbacks a two-point lead. Georgia cut the deficit to one on a free throw and came up empty one its two possessions inside the final 14 seconds. Macon hit two free throws with one second left to win, 80-77.

ARK-UGA RECENT SERIES

| | | |
|---------|--------------------------|----------------|
| 2/18/92 | at Georgia | L, 78-87 |
| 3/03/92 | vs Georgia (Birmingham) | W, 73-60 |
| 1/30/93 | Georgia | W, 97-79 |
| 3/02/93 | vs Georgia (Lexington) | W, 65-60 |
| 2/22/94 | at Georgia | W, 74-65 |
| 3/11/94 | vs Georgia (Memphis) | W, 95-83 |
| 1/18/95 | Georgia | W, 84-82 |
| 2/25/96 | at Georgia | L, 59-71 |
| 2/15/97 | Georgia | W, 79-74 |
| 3/07/97 | vs #24 Georgia (Memphis) | L, 63-65 |
| 2/10/98 | at Georgia | L, 70-86 |
| 1/16/99 | Georgia | W, 82-79 |
| 1/12/00 | at Georgia | W, 74-54 |
| 3/09/00 | vs Georgia (Atlanta) | W, 71-64 |
| 3/03/01 | Georgia | W, 82-67 |
| 1/23/02 | at #15 Georgia | L, 67-81 |
| 1/18/03 | #20 Georgia | L, 64-81 |
| 1/31/04 | at Georgia | L, 50-71 |
| 2/09/05 | Georgia | W, 62-47 |
| 3/05/06 | at Georgia | W, 74-57 |
| 3/10/06 | vs Georgia (Nashville) | W, 80-67 |
| 1/17/07 | Georgia | L, 64-67 |
| 1/19/08 | at Georgia | L, 69-82 |
| 3/06/08 | vs Georgia (Atlanta) | L, 57-66 |
| 3/01/09 | Georgia | W, 89-67 |
| 2/03/10 | at Georgia | W, 72-68 |
| 3/11/10 | vs Georgia (Nashville) | L, 64-77 |
| 2/02/11 | Georgia | L, 59-60 |
| 2/08/12 | at Georgia | L, 59-81 |
| 2/21/13 | Georgia | W, 62-60 |
| 1/18/14 | at Georgia | (ot) L, 61-66 |
| 3/01/14 | Georgia | W, 87-75 |
| 1/06/15 | Georgia | W, 79-75 |
| 3/14/15 | vs Georgia (Nashville) | W, 60-49 |
| 1/23/16 | at Georgia | (ot) L, 73-76 |
| 3/04/17 | Georgia | W, 85-67 |
| 1/23/18 | at Georgia | (2ot) W, 80-77 |

2018-19 SCHEDULE/RESULTS

(all times Central)

OVERALL: 11-8 Home: 8-4 Road: 2-3 Neutral: 1-1
SEC: 2-4 Home: 1-2 Road: 1-2

NOVEMBER (4-1)

| | | | | | | |
|---------|-----------------|-------------------------|-----------|---|----|----|
| 9 Fri. | vs. Texas # | Fl. Bliss (El Paso, TX) | ESPN (OT) | L | 71 | 73 |
| 12 Mon. | UC Davis + | Bud Walton Arena | SEC+ | W | 81 | 58 |
| 18 Sun. | Indiana + | Bud Walton Arena | ESPN | W | 73 | 72 |
| 21 Wed. | Montana State + | Bud Walton Arena | SEC+ | W | 90 | 68 |
| 23 Fri. | UT Arlington + | Bud Walton Arena | SEC+ | W | 78 | 60 |

DECEMBER (5-2)

| | | | | | | |
|---------|-------------------|---------------------|----------------|---|-----|----|
| 1 Sat. | FIU | Bud Walton Arena | SEC+ | W | 121 | 89 |
| 5 Wed. | at Colorado State | Fort Collins, Colo. | CBS Sports Net | W | 98 | 78 |
| 8 Sat. | Western Kentucky | Bud Walton Arena | SEC | L | 77 | 74 |
| 15 Sat. | vs. UTSA ! | North Little Rock | - | W | 79 | 67 |
| 19 Wed. | Georgia Tech | Bud Walton Arena | SEC | L | 65 | 69 |
| 22 Sat. | Texas State | Bud Walton Arena | SEC | W | 73 | 70 |
| 28 Fri. | Austin Peay | Bud Walton Arena | SEC+ | W | 76 | 65 |

JANUARY (2-5)

| | | | | | | |
|----------|---------------------|------------------------|-------|--------|---------|-----|
| 5 Sat. | at Texas A&M * | College Station, Texas | SEC | W | 73 | 71 |
| 9 Wed. | Florida * | Bud Walton Arena | SEC | L | 51 | 57 |
| 12 Sat. | LSU * | Bud Walton Arena | SEC | (ot) L | 88 | 94 |
| 15 Tues. | at #3 Tennessee * | Knoxville, Tenn. | ESPN2 | L | 87 | 106 |
| 19 Sat. | at #18 Ole Miss * | Oxford, Miss | SEC | L | 67 | 84 |
| 23 Wed. | Missouri * | Bud Walton Arena | SEC | W | 72 | 60 |
| 26 Sat. | at #13 Texas Tech % | Lubbock, Texas | ESPN2 | L | 64 | 67 |
| 29 Tues. | Georgia * | Bud Walton Arena | ESPNU | | 6:00 pm | |

FEBRUARY

| | | | | | | |
|----------|---------------------|------------------|-----------|--|---------|--|
| 2 Sat. | at LSU * | Baton Rouge, La. | SEC | | 5:00 pm | |
| 5 Tues. | Vanderbilt * | Bud Walton Arena | SEC | | 8:00 pm | |
| 9 Sat. | at South Carolina * | Columbia, S.C. | SEC | | 2:30 pm | |
| 12 Tues. | at Missouri * | Columbia, Mo. | ESPN2/U | | 8:00 pm | |
| 16 Sat. | Mississippi State * | Bud Walton Arena | SEC | | 7:30 pm | |
| 20 Wed. | at Auburn * | Auburn, Ala. | SEC | | 7:30 pm | |
| 23 Sat. | Texas A&M * | Bud Walton Arena | SEC | | 7:30 pm | |
| 26 Tues. | at Kentucky * | Lexington, Ky. | ESPN2/SEC | | 8:00 pm | |

MARCH

| | | | | | | |
|--------|------------------|------------------|----------|--|---------|--|
| 2 Sat. | Ole Miss * < | Bud Walton Arena | SEC | | Noon | |
| 6 Wed. | at Vanderbilt * | Nashville, Tenn. | SEC | | 7:30 pm | |
| 9 Sat. | Alabama * | Bud Walton Arena | SEC | | 5:00 pm | |
| 13-17 | SEC Tournament ^ | Nashville, Tenn. | SEC/ESPN | | TBD | |
| 20-23 | NCAA 1st-2nd Rds | TBD | TBD | | TBD | |
| 27-31 | NCAA Regionals | TBD | TBD | | TBD | |

APRIL

| | | | | | | |
|-------|-----------------|--------------------|-----|--|-----|--|
| 6 & 8 | NCAA Final Four | Minneapolis, Minn. | CBS | | TBD | |
|-------|-----------------|--------------------|-----|--|-----|--|

BOLD - Home Game
- ESPN Armed Forces Classic (Fort Bliss)
! - Verizon Arena
^ - Bridgestone Arena
< - 25th Anniversary of 1994 National Championship Celebration

* - SEC Game
+ - Hardwood Showcase
% - Big 12/SEC Challenge
\$ - U.S. Bank Stadium

Arkansas-Georgia Series

• Arkansas and Georgia have met on 37 previous occasions –all since Arkansas joined the SEC for the 1991-92 season. The Razorbacks own a 22-15 advantage in the series, including a 10-3 mark in Fayetteville.
• Arkansas was won each of the last two meetings and six of the last eight. However, two of the last three –and three of the last six –have needed overtime to decide the winner, twice by the Bulldogs.

Tough Stretch

• Each of Arkansas' last three road games have come versus nationally-ranked opponents – at then #3 Tennessee, at then #18 Ole Miss and at then #13 Texas Tech. In fact, over that 12-day span, Arkansas was the only team in the NCAA to play three road games versus nationally-ranked teams.
• The road does not get easier. After hosting Georgia, Arkansas will play at #19 LSU. While LSU was not ranked the first time the Razorbacks and Tigers met, From Jan. 12 (vs. LSU) to Feb. 2 (at LSU) five of the Razorbacks' seven games will be versus a team that was or is currently nationally ranks – four of the five being on the road.

Similar Position to Start SEC Play

• Arkansas was in a similar position last year to start the SEC slate. The Razorbacks won their SEC opener before falling to 2-4. Arkansas rallied to finish the SEC regular season with an 8-4 record to finish in a tie for fourth. Arkansas then won two games at the SEC Tournament to be one of a league-record eight teams to play in the NCAA Tourney.

Arkansas' Defense Turns Tech Over

• Texas Tech entered Saturday's game averaging just 13 turnovers per contest. The Razorbacks forced 15 first-half turnovers and 21 for the game, tying a season high for the Raiders.

Arkansas Defense Causes Droughts

• In each of the last two games, Arkansas' pressure defense has played especially well down the stretch – one to give the Razorbacks a win and two to give the Razorbacks a chance to win.
• Versus Missouri, Arkansas led by one, 58-57, with 5:27 left. The Tigers were held without a field goal the final 5:27 and were just 3-of-4 at the three throw line. On the Tigers' final seven possessions:
- 3 turnovers / 2 missed FG / 2 trips to FT (3-of-4).
• At Texas Tech, the drought was the final 7:41 when Tech' Norense Odiase had a dunk to make it a 12-point game (60-48). From that point, the Raiders did not make another field goal, but were 7-of-9 at the free throw line to secure the win. The Raiders last 13 possessions:
- 4 turnovers / 4 missed FG / 5 trips to FT (7-of-9).

Last Time Out for Razorbacks

• Arkansas cut a 12-point deficit to two with 1:01 left and trailed by three with 32 seconds left but could not complete the comeback, falling 67-64 at #13 Texas Tech as part of the Big 12/SEC Challenge.
• After Texas Tech opened its largest lead, 12 points with 7:41 left, Arkansas did not allow the Raiders to make another field goal the rest of the game. However, Tech made 7-of-9 free throws down the stretch, including two with five seconds to play, to pull out the win.
• Arkansas used a 10-0 run, including four points from Reggie Chaney,

COMPARING THE TEAMS

| | 78.1 | .447 | .331 | .648 | 36.7 | 16.7 | 4.9 | 8.4 | -1.3 | 1.2 | 72.7 | .412 |
|--|---------|---------|----------|---------|----------|--------------|-------------|---------------|------------|---------------|---------|---------|
| | OFF PPG | OFF FG% | OFF 3PT% | OFF FT% | REBS /GM | ASSTS PER GM | BLKS PER GM | STEALS PER GM | REB MARGIN | ASST-TO RATIO | OPP PPG | OPP FG% |
| | 75.8 | .466 | .341 | .728 | 40.2 | 14.7 | 5.6 | 5.9 | +5.0 | 0.9 | 74.2 | .407 |

#FASTEST40



@RazorbackMBB



/RazorbackMBB



@RazorbackMBB



MIKE ANDERSON

HEAD COACH • TULSA '82

CAREER NUMBERS

At Arkansas: 162-94 (8 Years)

| | | |
|---------|---|---------------------------|
| 2018-19 | » | 11-8 |
| 2017-18 | » | 23-12 (NCAA First Round) |
| 2016-17 | » | 26-10 (NCAA Second Round) |
| 2015-16 | » | 16-16 |
| 2014-15 | » | 27-9 (NCAA Third Round) |
| 2013-14 | » | 22-12 (NIT Second Round) |
| 2012-13 | » | 19-13 |
| 2011-12 | » | 18-14 |

At Missouri: 111-57 (5 Years)

| | | |
|---------|---|---------------------------|
| 2010-11 | » | 23-11 (NCAA Second Round) |
| 2009-10 | » | 23-11 (NCAA Second Round) |
| 2008-09 | » | 31-7 (NCAA Elite Eight) |
| 2007-08 | » | 16-16 |
| 2006-07 | » | 18-12 |

At UAB: 89-41 (4 Years)

| | | |
|---------|---|--|
| 2005-06 | » | 24-7 (NCAA First Round) |
| 2004-05 | » | 22-11 (NCAA Second Round) |
| 2003-04 | » | 22-10 (NCAA Sweet 16, C-USA Co-Champs) |
| 2002-03 | » | 21-13 (NIT Quarterfinals) |

Overall Record **362-191 (17th Year)**

- 8TH SEASON AS ARKANSAS HEAD COACH
- 17TH SEASON AS HEAD COACH OVERALL
- 25TH SEASON AT ARKANSAS OVERALL

IT'S A NUMBERS GAME

Postseason Tournaments

1 2 3 4 5 6 7 8 9 10 11

20-Win Seasons

1 2 3 4 5 6 7 8 9 10 11

NCAA Tournaments

1 2 3 4 5 6 7 8 9

30-Win Seasons

1

Losing Seasons

0

PERSONAL INFO

Born: Dec. 12, 1959
 Hometown: Birmingham, Ala.
 Alma Mater: Tulsa (1982)
 Wife: Marcheita
 Children: Darcheita, Michael Jr., Yvonne
 Date Named Head Coach at Arkansas: March 23, 2011

CONSISTENCY

Head coach Mike Anderson is one of just four current Division I coaches with 15-plus years of head coaching experience and zero losing seasons. He is the only coach to accomplish the feat at three different programs.

Razorback Nation welcomed home one of its own on March 23, 2011, when Mike Anderson was named the 12th head men's basketball coach in Arkansas history. Charged with bringing back the winning tradition that was synonymous with the Razorback program throughout the '80s and '90s, Anderson has accomplished that and is in his eighth season at Arkansas – 17th as a head coach.

Anderson has brought Arkansas back national relevance by leading the Razorbacks to back-to-back NCAA Tournament berths and postseason appearances in four of the last five years. The Razorbacks won 49 games over the 2016-17 and 2017-18 seasons, rank among the top three in league wins over the last six seasons and the Hogs are one of just two teams in the SEC to finish with a .500 winning percentage or better in league play over the last six years. This success has helped Arkansas' last two recruiting classes rank among the nation's top 25, snagging seven of the top eight players in the state over the span.

During his first seven seasons at Arkansas, Anderson produced a 156-88 record and is the first head coach in program history to win 18 or more games in each of his first four years. Anderson has also re-established Bud Walton Arena as one of the toughest places to play and brought excitement back to the tradition-rich program. Since his return to Fayetteville, the Razorbacks rank among the NCAA top 10 in home victories in the country with 118.

The success on-and-off the court has translated into great fan support as Arkansas has ranked among the top 25 in national attendance each of the last seven years, including No. 10 in 2017-18. Also, in August of 2018, Anderson was honored by the Burlsworth Foundation for his contributions to the state.

5

» Five Arkansas players have earned SEC Academic Honor Roll recognition each of the last five years.

19

» Arkansas has had 19 players graduate since May 2014, averaging nearly four graduates per year.

22

» During the last five years, men's basketball has earned 22 SEC All-Academic honors, including seven in 2015-16.



PLAY HARD ACT RIGHT

2018-19 RAZORBACKS

| No. | Name | Pos. | Yr. | Ht. | Wt. | Hometown | High School/Previous School |
|-----|-------------------------|------|-------|------|-----|---------------------|--|
| 0 | Desi Sills | G | Fr. | 6-2 | 196 | Jonesboro, Ark. | Jonesboro HS |
| 1 | Isaiah Joe | G | Fr. | 6-5 | 167 | Fort Smith, Ark. | Fort Smith Northside HS |
| 2 | Adrio Bailey | F | Jr. | 6-6 | 222 | Campti, La. | Lakeview HS |
| 3 | Khalil Garland | G | R-Fr. | 6-5 | 198 | Little Rock, Ark. | Parkview Magnet HS |
| 4 | Emeka Obukwelu | F | Jr. | 6-8 | 222 | Plano, Texas | West Plano HS / UT-Tyler |
| 5 | Jalen Harris | G | R-So. | 6-2 | 166 | Wilson, N.C. | Word of God Christian Acad. / New Mexico |
| 10 | Daniel Gafford | F | So. | 6-11 | 233 | El Dorado, Ark. | El Dorado HS |
| 11 | Keyshawn Embery-Simpson | G | Fr. | 6-3 | 202 | Midwest City, Okla. | IMG Academy (Fla.) |
| 12 | Ty Stevens | G | So. | 6-2 | 180 | Republic, Mo. | Republic HS |
| 13 | Mason Jones | G | So. | 6-5 | 207 | Desoto, Texas | Triple A Academy / Connors State College |
| 15 | Jonathan Holmes | G | Jr. | 5-10 | 190 | Columbia, Ill. | Columbia HS |
| 22 | Gabe Osabuohien | F | So. | 6-8 | 221 | Toronto, Canada | Southwest Christian Academy (Ark.) |
| 23 | Ibrahim Ali | F | Fr. | 6-10 | 244 | Maumelle, Ark. | Maumelle HS |
| 24 | Ethan Henderson | F | Fr. | 6-8 | 210 | Little Rock, Ark. | Parkview Magnet HS |
| 35 | Reggie Chaney | F | Fr. | 6-8 | 222 | Tulsa, Okla. | Findlay Prep (Nev.) |
| | Justice Hill | G | Fr. | 5-11 | 170 | Little Rock, Ark. | Little Rock Christian Academy |

| | | | |
|---|-----------------|------------------------------|---------------------------------|
| Head Coach: | Mike Anderson | Tulsa 1982 | 8th year as Arkansas Head Coach |
| Associate Head Coach: | Melvin Watkins | Charlotte, 1977 | 8th year at Arkansas |
| Assistant Coach: | TJ Cleveland | Arkansas, 2002 | 8th year at Arkansas |
| Assistant Coach: | Scotty Thurman | Philander Smith College 2003 | 9th year at Arkansas |
| Director of Basketball Operations: | Matt Zimmerman | Arkansas, 1990 | 8th year at Arkansas |
| Dir. of Student-Athlete Development: | Jeff Daniels | Montevallo, 1982 | 8th year at Arkansas |
| Special Assistant to Head Coach: | Will Bartlett | Missouri, 2009 | 8th year at Arkansas |
| Video Coordinator: | Riley Hall | Arkansas, 2016 | 3rd year at Arkansas |
| Head Athletic Trainer: | David England | Arkansas, 1980 | 36th year at Arkansas |
| Head Strength Coach: | Dave Richardson | Louisiana-Monroe, 1989 | 1st year at Arkansas |
| Graduate Assistant: | Velton Kennedy | Arkansas, 2017 | 2nd year at Arkansas |
| Graduate Assistant: | Trey Thompson | Arkansas, 2018 | 1st year at Arkansas |

ROSTER BY STATE

Arkansas (7)

| | | |
|----|-----------------|-------------|
| 0 | Desi Sills | Jonesboro |
| 1 | Isaiah Joe | Fort Smith |
| 3 | Khalil Garland | Little Rock |
| 10 | Daniel Gafford | El Dorado |
| 23 | Ibrahim Ali | Maumelle |
| 24 | Ethan Henderson | Little Rock |
| | Justice Hill | Little Rock |

Canada (1)

| | | |
|----|-----------------|---------|
| 22 | Gabe Osabuohien | Toronto |
|----|-----------------|---------|

Illinois (1)

| | | |
|----|-----------------|----------|
| 15 | Jonathan Holmes | Columbia |
|----|-----------------|----------|

Louisiana (1)

| | | |
|---|--------------|--------|
| 2 | Adrio Bailey | Campti |
|---|--------------|--------|

Missouri (1)

| | | |
|----|------------|----------|
| 12 | Ty Stevens | Republic |
|----|------------|----------|

North Carolina (1)

| | | |
|---|--------------|--------|
| 5 | Jalen Harris | Wilson |
|---|--------------|--------|

Texas (2)

| | | |
|----|----------------|--------|
| 4 | Emeka Obukwelu | Plano |
| 13 | Mason Jones | Desoto |

Oklahoma (2)

| | | |
|----|-------------------------|--------------|
| 11 | Keyshawn Embery-Simpson | Midwest City |
| 35 | Reggie Chaney | Tulsa |

PRONUNCIATION GUIDE

| | | |
|----|-----------------------|-------------------|
| 23 | Ibrahim (Ibby) | IB-ra-him (IB-ee) |
| | Ali | ALL-lee |
| 2 | Adrio Bailey | A-Dree-O |
| 4 | Emeka | Eh-MEHK-uh |
| | Obukwelu | Oh-Boo-KWEL-lu |
| 22 | Gabe Osabuohien | oh-sah-BOY-en |
| 0 | Desi Sills | Dez-ee |

ROSTER BY CLASS

Seniors: 0

Juniors: 3 (1 Scholarship - 1 walk-on - 1 ineligible transfer)

| | | |
|----|--|--------|
| 2 | Adrio Bailey | Junior |
| 15 | Jonathan Holmes (walk-on) | Junior |
| 4 | Emeka Obukwelu (walk-on, ineligible 2018-19) | Junior |

Sophomores: 5 (4 scholarship - 1 walk-on)

| | | |
|----|----------------------|--------------------|
| 5 | Jalen Harris | Redshirt Sophomore |
| 10 | Daniel Gafford | Sophomore |
| 22 | Gabe Osabuohien | Sophomore |
| 13 | Mason Jones | Sophomore |
| 12 | Ty Stevens (walk-on) | Sophomore |

Freshmen: 8 (5 active - 3 inactive)

| | | |
|----|---------------------------------------|-------------------|
| 0 | Desi Sills | Freshman |
| 1 | Isaiah Joe | Freshman |
| 11 | Keyshawn Embery-Simpson | Freshman |
| 24 | Ethan Henderson | Freshman |
| 35 | Reggie Chaney | Freshman |
| | Justice Hill (practice player) | Freshman |
| 3 | Khalil Garland (will not play '18-19) | Redshirt Freshman |
| 23 | Ibrahim Ali (scheduled to redshirt) | Freshman |



ALI
Ibrahim / #23



BAILEY
Adrio / #2



CHANEY
Reggie / #35



EMBERY-SIMPSON
Keyshawn / #11



GAFFORD
Daniel / #10



GARLAND
Khalil / #3



HARRIS
Jalen / #5



HENDERSON
Ethan / #24



HILL
Justice



HOLMES
Jonathan / #15



JOE
Isaiah / #1



JONES
Mason / #13



OBUKWELU
Emeka / #4



OSABUOHIE
Gabe / #22



SILLS
Desi / #0



STEVENS
Ty / #12

four from Mason Jones and two from Daniel Gafford to get back in the game. Then, down five with two minutes to play, Gafford made a layup and, after a Tech turnover, Keyshawn Embery-Simpson went 1-of-2 at the free throw line to make it a two-point game with 1:01 left.

• After an Arkansas foul, Tech's Jarrett Culver went 1-of-2 at the line, making it a three-point game with 32 seconds left. Arkansas committed a turnover on the ensuing possession and Davide Moretti sank a pair of free throws with five seconds left to give the Raiders a five-point cushion. Jalen Harris made a layup at the buzzer to provide the 67-64 final score.

• Gafford scored 16 points and was a perfect 7-of-7 from the field. Harris and Jones each scored 11 points.

• Arkansas entered the game among the nation's top 20 in assists but handed out a season-low six. However, the Razorback defense forced 21 turnovers (15 in the first half) versus a TTU team that was only averaging 13 per game for the season.

Good News and Bad News From Tech

• Daniel Gafford was not whistled for a foul in 35 minutes versus Missouri. However, at Texas Tech, he picked up two first-half fouls and only played seven minutes, scoring two points (1-for-1 FG).

• While Gafford was out, the Razorback bench, led by Reggie Chaney, kept Arkansas in the game and even grabbed the lead twice (28-27 with 2:05 left and 33-30 at halftime).

• That time on the bench helped Gafford be fresh for the second half as he played 19 of the 20 minutes and was 6-of-6 from the field (14 points).

Joe's 1st 3 Games in SEC vs. Last 3

• The Razorbacks stepped out of conference play Saturday and Isaiah Joe struggled, going 1-of-6 from the field and 0-of-5 from 3-point range while battling a cold.

• However, in his six league games, he started slow but played well in his last three.

• Isaiah Joe scored 11 points at Texas A&M in his SEC debut. However, he made a pair of three throws late to reach double digits. The next two games (Florida and LSU), he scored a combined 11 points on 2-of-10 shooting from 3-point range, including 0-for-1 versus LSU.

• He has scored 23 points in two of his last three SEC games (at Tennessee and versus Missouri) and made seven 3-pointers in each of those contests.

• 1st 3 SEC 7.3 ppg FG: 7-23 (.304) 3PTFG: 5-17 (.294)

• Last 3 SEC 19.0 ppg FG: 19-39 (.487) 3PTFG: 17-34 (.500)

Buzzer Beaters

• In each of the last two games, Arkansas has made a basket at the buzzer prior to halftime.

• Versus Missouri, Gafford threw up an off-balanced shot that went in as the buzzer sounded to cut the Razorback deficit to two, 34-32, which spurred a second-half comeback win.

• At Texas Tech, Arkansas trailed most of the first half before Jalen Harris hit a jumper between half court and the top of the key as time expired to give the Razorbacks a 33-30 lead at the break. Harris later hit a layup at the final buzzer to provide the 67-64 final.

25th Anniversary of National Championship

• The 2018-19 season is the 25th anniversary of Arkansas defeating Duke, 76-72 in Charlotte, for the 1994 NCAA National Championship. The Razorbacks defeated Arizona, 91-82, in the Final Four.

• The 1993-94 season for the Razorbacks was:

- 1 of 33 NCAA berths (32 appearances).

- 1 of 6 NCAA Final Four appearances.

- 1 of 2 NCAA Championship appearances as Arkansas returned to the national championship game the following year (1995) as well.

• The 1993-94 Razorbacks were led by Hall of Fame coach Nolan Richardson and current Head Hog Mike Anderson was an assistant on that staff.

- Arkansas was ranked #1 nine weeks during that season,



DESI SILLS

0 G • Fr. • 6-2 • 196
Jonesboro, Ark.

| Year | GP | GS | Min | Avg | FG | FGA | Pct | 3FG | 3FGA | Pct | FT | FTA | Pct | Off | Def | Tot | Avg | PF | FO | Ast | TO | Blk | Stl | Pts | Avg |
|---------|----|----|-----|------|----|-----|------|-----|------|------|----|-----|------|-----|-----|-----|-----|----|----|-----|----|-----|-----|-----|-----|
| 2018-19 | 19 | 0 | 292 | 15.4 | 27 | 60 | .450 | 10 | 30 | .333 | 17 | 27 | .630 | 7 | 17 | 24 | 1.3 | 38 | 0 | 32 | 31 | 0 | 10 | 81 | 4.3 |

Among those without a start, leads the team in minutes off the bench (15.4) and been first (or tied) sub in 12 of 19 games ... Scored career-high 14 at Texas A&M, including 13 in the 1st half ... A consensus top 50 pick among the nation's top point guards ... Two-time, 1st team 6A All-State selection (2017 and 2018).

CAREER HIGHS

PTS: 14 at Texas A&M (01/05/19)
REB: 3 (3x), last vs. Missouri (01/23/19)
AST: 6 vs. FIU (12/01/18)
STL: 2 (2x), last vs. Austin Peay (12/28/18)
BLK: --



ISAIAH JOE

1 G • Fr. • 6-5 • 167
Fort Smith, Ark.

| Year | GP | GS | Min | Avg | FG | FGA | Pct | 3FG | 3FGA | Pct | FT | FTA | Pct | Off | Def | Tot | Avg | PF | FO | Ast | TO | Blk | Stl | Pts | Avg |
|---------|----|----|-----|------|----|-----|------|-----|------|------|----|-----|------|-----|-----|-----|-----|----|----|-----|----|-----|-----|-----|------|
| 2018-19 | 19 | 19 | 562 | 29.6 | 86 | 202 | .426 | 68 | 157 | .433 | 34 | 46 | .739 | 13 | 35 | 48 | 2.5 | 35 | 0 | 32 | 25 | 1 | 30 | 274 | 14.4 |

SEC Player of the Week (12/3) as he scored 34 points and made 10-of-3 3's vs. FIU ... 14th in NCAA in 3's made/gm (3.58) ... Among NCAA Freshmen, 2nd in 3PT FG% (.43) and 2nd in 3FG made (68) ... Scored double-digits in each of the first 13 games and 16 of 19 ... Leads the team with 14 charges taken ... Was the USA TODAY and Gatorade Arkansas Player of the Year.

CAREER HIGHS

PTS: 34 vs. FIU (12/01/18)
REB: 5 (3x), last at Ole Miss (01/19/19)
AST: 5 vs. Montana State (11/21/18)
STL: 5 (2x), last vs. Austin Peay (12/28/18)
BLK: --



ADRIO BAILEY

2 F • Jr. • 6-6 • 222
Campti, La.

| Year | GP | GS | Min | Avg | FG | FGA | Pct | 3FG | 3FGA | Pct | FT | FTA | Pct | Off | Def | Tot | Avg | PF | FO | Ast | TO | Blk | Stl | Pts | Avg |
|---------|----|----|------|------|-----|-----|------|-----|------|------|----|-----|------|-----|-----|-----|-----|-----|----|-----|----|-----|-----|-----|-----|
| 2018-19 | 19 | 19 | 370 | 19.5 | 47 | 104 | .452 | 1 | 5 | .200 | 25 | 44 | .568 | 16 | 48 | 64 | 3.4 | 48 | 2 | 17 | 17 | 15 | 14 | 120 | 6.3 |
| CAREER | 77 | 35 | 1009 | 13.1 | 122 | 241 | .506 | 1 | 5 | .200 | 51 | 96 | .531 | 58 | 120 | 178 | 2.3 | 136 | 3 | 41 | 46 | 45 | 43 | 296 | 3.8 |

A team captain ... Represents Arkansas on the SEC Men's Basketball Leadership Council ... Is only scholarship upperclassman on team ... 2nd on team with 60 deflections ... Had career-high 20-point effort vs UC Davis where he made 1st career 3-pointer ... Also vs UCD, scored 8 pts during 22-1 run to put game away.

CAREER HIGHS

PTS: 20 vs. UC Davis (11/12/18)
REB: 7 (2x), last vs. Oklahoma (11/23/17)
AST: 3 vs. Fresno State (11/17/17)
STL: 3 (4x) - last vs. UTA (11/23/18)
BLK: 5 vs. North Carolina (11/24/17)



JALEN HARRIS

5 G • R-So. • 6-2 • 166
Wilson, N.C.

| Year | GP | GS | Min | Avg | FG | FGA | Pct | 3FG | 3FGA | Pct | FT | FTA | Pct | Off | Def | Tot | Avg | PF | FO | Ast | TO | Blk | Stl | Pts | Avg |
|---------|----|----|------|------|-----|-----|------|-----|------|------|----|-----|------|-----|-----|-----|-----|-----|----|-----|----|-----|-----|-----|-----|
| 2018-19 | 19 | 19 | 587 | 30.9 | 53 | 146 | .363 | 7 | 46 | .152 | 49 | 69 | .710 | 8 | 43 | 51 | 2.7 | 38 | 0 | 118 | 33 | 2 | 23 | 162 | 8.5 |
| CAREER | 50 | 37 | 1226 | 24.5 | 100 | 253 | .395 | 14 | 73 | .192 | 87 | 120 | .725 | 10 | 97 | 107 | 2.1 | 102 | 0 | 190 | 73 | 5 | 48 | 301 | 6.0 |

A team captain ... 7th in NCAA in assist-turnover ratio (3.87) ... 19th in NCAA in assists (6.2) ... 5 games w/ no turnovers, only 5 games with three-plus ... Career-high 15 pts at TX A&M, adding 9 assists ... Career-high 12 assists at Colorado St. ... Double-doubles vs Montana St (11 pts & 11 asts) and vs. UTSA (11 pts & 10 asts) ... 10 assists vs. FIU.

CAREER HIGHS

PTS: 15 (2x), last at Texas A&M (01/05/19)
REB: 9 vs. Nevada (01/07/17)
AST: 12 at Colorado State (12/05/18)
STL: 4 at Colorado State (12/05/18)
BLK: 1 (4x) - last vs. Texas State (12/22/18)



DANIEL GAFFORD

10 F • So. • 6-11 • 233
El Dorado, Ark.

| Year | GP | GS | Min | Avg | FG | FGA | Pct | 3FG | 3FGA | Pct | FT | FTA | Pct | Off | Def | Tot | Avg | PF | FO | Ast | TO | Blk | Stl | Pts | Avg |
|---------|----|----|------|------|-----|-----|------|-----|------|------|-----|-----|------|-----|-----|-----|-----|-----|----|-----|----|-----|-----|-----|------|
| 2018-19 | 19 | 19 | 547 | 28.8 | 121 | 183 | .661 | 0 | 0 | .000 | 68 | 120 | .567 | 54 | 120 | 174 | 9.2 | 51 | 2 | 14 | 48 | 36 | 20 | 310 | 16.3 |
| TOTAL | 54 | 45 | 1337 | 24.8 | 285 | 454 | .628 | 0 | 0 | .000 | 153 | 281 | .544 | 131 | 260 | 391 | 7.2 | 165 | 5 | 38 | 85 | 112 | 39 | 723 | 13.4 |

A team captain ... Sporting News Midseason All-American (3rd tm) ... SEC Player of the Week (27 pts & 12 rebs vs. Indiana) ... 8 double-doubles ... Career-high 32 vs Florida ... 7th NCAA in FG% (.661) ... 2nd in SEC w/ 9.2 rpg, 6th 16.2 ppg ... Team-best 96 deflections ... Naismith Trophy, Lute Olson Award & Kareem Abdul-Jabbar Award Watch Lists ... Preseason 1st team All-SEC ... Consensus lottery pick on Mock Drafts.

CAREER HIGHS

PTS: 32 vs. LSU (01/12/19)
REB: 14 vs. UTSA (12/15/18)
AST: 4 vs. Oral Roberts (12/19/17)
STL: 3 (2x), last vs. Austin Peay (12/28/18)
BLK: 7 (2x) - last vs. Auburn (02/27/18)



KEYSHAWN EMBURY-SIMPSON

11 G • Fr. • 6-3 • 202
Midwest City, Okla.

| Year | GP | GS | Min | Avg | FG | FGA | Pct | 3FG | 3FGA | Pct | FT | FTA | Pct | Off | Def | Tot | Avg | PF | FO | Ast | TO | Blk | Stl | Pts | Avg |
|---------|----|----|-----|------|----|-----|------|-----|------|------|----|-----|------|-----|-----|-----|-----|----|----|-----|----|-----|-----|-----|-----|
| 2018-19 | 19 | 0 | 285 | 15.0 | 28 | 87 | .322 | 14 | 55 | .255 | 17 | 24 | .708 | 5 | 18 | 23 | 1.2 | 25 | 0 | 16 | 12 | 2 | 17 | 87 | 4.6 |

Averaging 15.0 minutes off the bench ... Among those without start, leading scorer off bench (4.6 ppg) ... Career-high 16 points at Ole Miss ... Scored 14 pts at Colorado State and vs. Austin Peay ... 1st sub off bench at Texas Tech ... Played his senior year at IMG Acad. (Fla) ... 247Sports.com tabbed him the 22nd-best point guard in the nation ... As a junior at Midwest City HS, was ranked #1 player in the state.

CAREER HIGHS

PTS: 16 at Ole Miss (01/19/19)
REB: 3 (2x), last vs. FIU (12/01/18)
AST: 3 (2x), last at Tennessee (01/16/19)
STL: 3 vs. FIU (12/01/18)
BLK: 1 (2x), last vs. UTSA (12/15/18)



MASON JONES

13 G • So. • 6-5 • 207
Desoto, Texas

| Year | GP | GS | Min | Avg | FG | FGA | Pct | 3FG | 3FGA | Pct | FT | FTA | Pct | Off | Def | Tot | Avg | PF | FO | Ast | TO | Blk | Stl | Pts | Avg |
|---------|----|----|-----|------|----|-----|------|-----|------|------|----|-----|------|-----|-----|-----|-----|----|----|-----|----|-----|-----|-----|------|
| 2018-19 | 19 | 19 | 573 | 30.2 | 75 | 187 | .401 | 42 | 121 | .347 | 70 | 86 | .814 | 13 | 77 | 90 | 4.7 | 48 | 2 | 56 | 39 | 3 | 19 | 262 | 13.8 |

Led team in scoring 6 times, assists 4 times and both points and assists three times ... 7th in SEC in 3PT made (2.2) ... Leads team, ranks 6th in SEC in FT made (70) ... 2nd on team rebounds (4.7) & assists (5.6), 3rd in scoring (13.8) ... Had game-winning rebound and FT vs Indiana - adding 7 assists & no TO ... Had double-double (19 and 10) vs. FIU ... Avg. 15.5 pts, 6.9 rebs at Connors State JC.

CAREER HIGHS

PTS: 30 vs. Florida (01/09/19)
REB: 10 vs. FIU (12/01/18)
AST: 7 vs. Indiana (11/18/18)
STL: 3 (2x), last vs. Texas State (12/22/18)
BLK: 1 (3x), last at Ole Miss (01/19/19)



JONATHAN HOLMES

15 G • Jr. • 5-10 • 190
Columbia, Ill.

| Year | GP | GS | Min | Avg | FG | FGA | Pct | 3FG | 3FGA | Pct | FT | FTA | Pct | Off | Def | Tot | Avg | PF | FO | Ast | TO | Blk | Stl | Pts | Avg |
|---------|----|----|-----|-----|----|-----|------|-----|------|------|----|-----|------|-----|-----|-----|-----|----|----|-----|----|-----|-----|-----|-----|
| 2018-19 | 3 | 0 | 7 | 2.3 | 0 | 5 | .000 | 0 | 3 | .000 | 0 | 0 | .000 | 0 | 0 | 0 | 0.0 | 1 | 0 | 0 | 0 | 0 | 0 | 0 | 0 |
| CAREER | 20 | 0 | 32 | 1.6 | 7 | 25 | .280 | 2 | 13 | .154 | 1 | 2 | .500 | 2 | 2 | 4 | 0.2 | 3 | 0 | 1 | 2 | 0 | 1 | 17 | 0.9 |

Fan favorite ... Last season saw action in 11 games and scored 15 points with three rebounds ... Hit his first collegiate 3-pointer versus Bucknell and added a trey versus Troy ... As a freshman, SEC First-Year Academic Honor Roll ... Played in six games as a walk-on.

CAREER HIGHS

PTS: 3 (2x), last vs. Oral Roberts (12/19/17)
REB: 1 (4x), last vs. Vanderbilt (02/10/18)
AST: 1 vs. Samford (11/10/17)
STL: 1 vs. Bucknell (11/12/17)
BLK: 0 --



GABE OSABUOHEN

22 F • So. • 6-8 • 221
Toronto, Canada

| Year | GP | GS | Min | Avg | FG | FGA | Pct | 3FG | 3FGA | Pct | FT | FTA | Pct | Off | Def | Tot | Avg | PF | FO | Ast | TO | Blk | Stl | Pts | Avg |
|---------|----|----|-----|------|----|-----|------|-----|------|------|----|-----|------|-----|-----|-----|-----|----|----|-----|----|-----|-----|-----|-----|
| 2018-19 | 19 | 0 | 250 | 13.2 | 19 | 61 | .311 | 3 | 15 | .200 | 17 | 36 | .472 | 29 | 30 | 59 | 3.1 | 55 | 3 | 18 | 25 | 7 | 10 | 58 | 3.1 |
| CAREER | 39 | 0 | 386 | 9.9 | 29 | 86 | .337 | 3 | 19 | .158 | 19 | 46 | .413 | 35 | 52 | 87 | 2.2 | 76 | 3 | 25 | 36 | 10 | 13 | 80 | 2.1 |

Pronounced oh-sah-BOY-en ... High energy guy off the bench ... 1st sub of bench in 14 of 19 games ... Second on team with 13 charges taken ... Last year, tied for second on team in charges taken with eight ... Had career-high 13 pts at Ole Miss and career-high 8 rebounds vs. Florida ... Made and took career-high FT at Tennessee (5-of-7) ... Made 1st career 3-pointer to give Arkansas 38-35 lead at halftime vs. Indiana.

CAREER HIGHS

PTS: 13 at Ole Miss (01/19/19)
REB: 8 vs. Florida (01/09/19)
AST: 4 (4x), last vs. Texas State (12/22/18)
STL: 2 vs. Montana State (11/21/18)
BLK: 1 (8x), last vs. Florida (01/09/19)



ETHAN HENDERSON

24 F • Fr. • 6-8 • 210
Little Rock, Ark.

| Year | GP | GS | Min | Avg | FG | FGA | Pct | 3FG | 3FGA | Pct | FT | FTA | Pct | Off | Def | Tot | Avg | PF | FO | Ast | TO | Blk | Stl | Pts | Avg |
|---------|----|----|-----|-----|----|-----|-------|-----|------|------|----|-----|------|-----|-----|-----|-----|----|----|-----|----|-----|-----|-----|-----|
| 2018-19 | 6 | 0 | 22 | 3.7 | 2 | 2 | 1.000 | 0 | 0 | .000 | 1 | 3 | .333 | 2 | 4 | 6 | 1.0 | 3 | 0 | 1 | 3 | 1 | 3 | 5 | 0.8 |

Had two steals and a put-back basket at Tennessee ... Rated the top player in Arkansas by 247Sports.com, ESPN.com and Future150.com, which also tabbed him the 30th-best power forward in the nation ... Named to the USA TODAY All-Arkansas first team ... Helped Parkview HS win the 2018 and 2016 5A state championships.

CAREER HIGHS

PTS: 3 vs. FIU (12/01/18)
REB: 2 (2x), last vs. UTA (11/23/18)
AST: 0
STL: 2 at Tennessee (01/15/19)
BLK: 1 vs. Montana State (11/21/18)



REGGIE CHANEY


35 F • Fr. • 6-8 • 222
Tulsa, Okla.

| Year | GP | GS | Min | Avg | FG | FGA | Pct | 3FG | 3FGA | Pct | FT | FTA | Pct | Off | Def | Tot | Avg | PF | FO | Ast | TO | Blk | Stl | Pts | Avg |
|---------|----|----|-----|------|----|-----|------|-----|------|------|----|-----|------|-----|-----|-----|-----|----|----|-----|----|-----|-----|-----|-----|
| 2018-19 | 19 | 2 | 316 | 16.6 | 54 | 95 | .568 | 0 | 0 | .000 | 7 | 18 | .389 | 26 | 52 | 78 | 4.1 | 51 | 1 | 13 | 27 | 26 | 13 | 115 | 6.1 |


15th in SEC w/ 26 blocks ... Had a BLK in 15 straight gms (Gm 2-16) ... Career-highs 12 pts vs. Austin Peay and LSU ... Earned start vs. Austin Peay and at Ole Miss ... Set/tied career highs in assists (4), steals (4) & blocks (3) vs. UTSA ... Had 3 blocks vs. Indiana & Ga Tech ... On the USA TODAY All-Nevada second team (Findley Prep) ... As junior, rated #3 overall prospect from TX (Frisco Liberty HS).

CAREER HIGHS

PTS: 12 (2x), last vs. LSU (01/12/19)
REB: 8 (2x), last at Colorado St. (12/05/18)
AST: 4 (2x), last vs. Mizzou (01/23/19)
STL: 4 (2x), last vs. LSU (01/12/19)
BLK: 3 (4x), last vs. Ga Tech (12/19/18)




1980-82 - Student-Athlete




1982-85 - Volunteer Assistant



1985-89 - Volunteer Assistant
1989-00 - Assistant Coach
2000-02 - Assistant Head Coach



2002-06 - Head Coach
89-41 (.680)



2006-11 - Head Coach
111-57 (.660)



2011-Present - Head Coach
162-94 (.633)

was ranked among the top 6 all season, finished with a 31-1 record and was SEC regular-season champion.

- Current Razorback assistant coach Scotty Thurman, who scored 15 points, not only hit critical 3-pointer late in the game as the shot clock expired to break a 70-70 tie. He also hit a 3-pointer late in the first half to give Arkansas a 34-33 lead at the break.
- Corliss Williamson had a game-high 23 points.
- Corey Beck had a double-double (15 pts - 10 rebs).

Gafford, Sporting News Midseason All-American

- The Sporting News announced its 2018-19 Midseason All-American squad on Jan. 15 and Arkansas sophomore Daniel Gafford was selected to the third team.
- Gafford and Tennessee's Grant Williams were the only two SEC players on the 15-member team.

Harris Helper

- Jalen Harris had two assists and three turnovers at Texas Tech. With that, he ranks **SEVENTH IN THE NCAA** and **FIRST IN THE SEC** in assist-to-turnover ratio (3.8). He is **19th nationally** and third in the SEC in assists per game (6.2).
- **RECORD WATCH:** With 13 guaranteed games left (regular-season and at least one at SEC Tourney), Jalen Harris is on pace to have 201 assists this season. The Arkansas single-season record for assists is 219, set by Kareem Reid in 1995-96.

Gafford Backing Hype

- Daniel Gafford was on four preseason National Player of the Year Watch lists and named the Sporting News 2019 Midseason All-American team.
- Has eight double-doubles, second-best in the SEC. He only had three in 35 games as a freshman. Gafford has scored in double figures 16 times and pulled down double digits in rebounds 11 times (including double figures in rebounds in six of his last eight).
- In games Gafford has a double-double, he averages **17.8 pts 11.4 rebs** Arkansas is **7-1**
- In games Gafford does not have a double-double, he averages **15.3 pts 7.5 rebs** Arkansas is **4-7**
- Gafford ranks seventh in the NCAA and first in the SEC in field goal percentage (.661). In the SEC, Gafford also ranks second in rebounding (9.2), sixth in scoring (16.2) and ninth in blocked shots (1.89).
- Gafford was named **SEC Player of the Week** for his play in leading Arkansas to a win over Indiana, scoring a career-high 27 points and tying a then career-high with 12 rebounds.
- Gafford tied a school record, making 8-of-8 shots from the field versus Montana State. He is the 8th Razorback to make at least all 8 shot attempts in a game and the first to do so twice in his career (also going 8-of-8 versus Minnesota last season).
- Versus UTA, Gafford made a career-best nine free throws and tied a career-high with 10 attempts. Prior to UTA, Gafford had only made 13 free throws on 28 attempts.
- At Colorado State, battled foul trouble in the first half and did not attempt a field goal ... Scored 10 points and had six rebounds in the second half and spurred a 13-0 run to put the game away.
- Had a career-high 14 rebounds vs. UTSA and tallied his fourth double-double (13 pts and 14 boards).

No Ordinary Joe; NCAA Leader by Fosh in 3-pt FG%

- Isaiah Joe has made at least one 3-pointer in 17 of 19 games (was 0-for-1 vs. LSU and 0-for-5 at Texas Tech) and made at least three 3-pointers in a game 12 times this season.
- Joe broke out of a mini slump at Tennessee, scoring a game-high 23 points and making 7-of-13 from 3-point range. He also made seven treys in scoring 23 versus Missouri.
- He **RANKS 14TH THE NCAA** and **FIRST IN THE SEC** in 3-pointers made per game (3.58). He also ranks **FIRST IN THE SEC** in 3-pointers made (68), which also ranks 20th-best in the NCAA.
- More impressively, while he is second in the SEC in 3-attempted (157), he is second in the SEC in 3-point FG% (.433).

• AMONG NCAA FRESHMEN:

- 1st in 3-pt FG pct. (.433)
- 2nd in 3-pt FG made per game (3.58)
- 2nd in 3-pt FG made (68)

• AMONG SEC FRESHMEN:

- 2nd in scoring (14.4)
- 1st in 3-pt FG made per game (3.6)
- 1st in 3-pt FG pct. (.433)
- 2nd in steals (1.6)

• OVERALL SEC RANK

- 10th (SEC frosh leader is Keldon Johnson at 14.6)
- 1st
- 2nd
- 7th

- **RECORD WATCH:** With 13 guaranteed games left (regular-season and at least one at SEC Tourney), Joe is on pace to finish with 117 3's made. That would break the Arkansas single-season mark of 102, set by Scotty Thurman in 1994-95.
- For good measure, Joe leads the team in charges taken (13) and steals (25 - which ranks 7th in the SEC).

Jones-ing

- Mason Jones had two of his worst shooting performances of the year (1-of-10 overall and 0-for-6 from 3-point range at Ole Miss and 2-of-10 overall and 2-of-8 from 3-point range), but came out of it a little at Texas Tech (scoring 11 points and making 2-of-6 3-pointers) and still has had an impressive start to the SEC season.
- Jones is not one to let a slump shake his confidence. At Texas A&M, he shook off an 0-for-7 start from 3-point range (and 1-for-17 over two games) to make three straight and propel the Razorbacks to the win. In his next three games, he scored a career-high 30 versus Florida, 22 versus LSU and 18 at Tennessee.
- In SEC play, Jones is averaging a team-best 15.0 points and averaging 4.3 rebounds - second on the team.
- Jones has led the team in both scoring and assists in the same game three times this season (Georgia Tech, Texas State and Florida). Overall, he has led the team in scoring a team-best six times, while leading the team in assists five

MOST HOME WINS IN NCAA SINCE 2011-12

when Anderson took reigns at Arkansas
(thru Jan. 27, 2019)

| | |
|-------------------|-----|
| 1. Kentucky | 130 |
| 2. Kansas | 127 |
| 3. Oregon | 127 |
| 4. Louisville | 124 |
| 5. Ohio State | 122 |
| 6. Michigan State | 121 |
| 7. Arizona | 120 |
| 8. Cincinnati | 119 |
| Syracuse | 119 |
| 9. ARKANSAS | 118 |
| Indiana | 118 |

THE GAFFORD FILE

2019 SPORTING NEWS MIDSEASON ALL-AMERICAN

- One of 15 players. Gafford was named to the third team and was one of just two SEC players to make the list (UT's Grant Williams was 1st team pick).

2019 CITIZEN NAISMITH TROPHY PRESEASON WATCH LIST

- One of 50 candidates as named by the Atlanta Tipoff Club for the 2019 Citizen Naismith Trophy Men's Player of the Year honor.

2019 LUTE OLSON AWARD PRESEASON WATCH LIST

- One of 40 candidates for the top Division I player in college basketball. The award is determined by a committee consisting of current DI head coaches, retired head coaches, athletic directors and/or conference administrators, members of the national media and collegeinsider.com staff members.

2019 KAREEM ABDUL-JABBAR PRESEASON WATCH LIST

- One of 21 candidates as named by the Naismith Memorial Basketball Hall of Fame. The award recognizes the top centers in men's college basketball.

SEC PLAYER OF THE WEEK (Nov. 20, 2018)

2018-19 PRESEASON FIRST TEAM ALL-SEC

• Media and Coaches

2017-18 SEC ALL-FRESHMAN TEAM

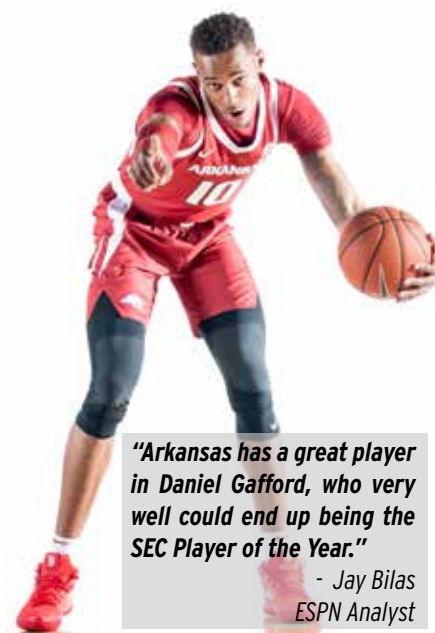
• Was 3x SEC Freshman of the Week

THE 2019 NBA MOCK DRAFTS

- Is projected to be a NBA Lottery pick in the 2019 draft, including (as of Oct. 20, 2018):
- 7th by NBC Sports
- 8th by Sports Illustrated
- 8th by CBS Sports
- 8th by BustingBrackets.com
- 9th by Forbes
- 10th by ESPN
- 10th by NBADraft.net
- 11th by Draftsite.com
- 13th by BleacherReport.com
- 14th by SBNation.com

HOW HE SPENT HIS SUMMER

- Invited to participate in the Nike Basketball Academy in Los Angeles. The annual developmental camp allowed 25 highly-touted college basketball players the opportunity to learn and train with current and past NBA superstars through a series of off-court workouts, drills, film sessions and 5-on-5 competition.



"Arkansas has a great player in Daniel Gafford, who very well could end up being the SEC Player of the Year."

- Jay Bilas
ESPN Analyst

• MISCELLANEOUS STATS •

Double-Figure Scoring Games

| Player | 16-17 | 17-18 | 18-19 | Career |
|----------------|-------|-------|-------|--------|
| Gafford | NA | 22 | 16 | 38 |
| Joe | NA | NA | 16 | 16 |
| Jones | NA | NA | 12 | 12 |
| Harris | 2 | NA | 7 | 9 |
| Bailey | 1 | 3 | 5 | 9 |
| Chaney | NA | NA | 5 | 5 |
| Embery-Simpson | NA | NA | 3 | 3 |
| Osabuohien | NA | 0 | 1 | 1 |
| Sills | NA | NA | 1 | 1 |

20+ Point Scoring Games

| Player | 16-17 | 17-18 | 18-19 | Career |
|---------|-------|-------|-------|--------|
| Gafford | NA | 2 | 5 | 7 |
| Jones | NA | NA | 4 | 4 |
| Joe | NA | NA | 4 | 4 |
| Bailey | 0 | 0 | 1 | 1 |

30+ Point Scoring Games

| Player | 16-17 | 17-18 | 18-19 | Career |
|---------|-------|-------|-------|--------|
| Gafford | NA | 0 | 1 | 1 |
| Joe | NA | NA | 1 | 1 |
| Jones | NA | NA | 1 | 1 |

3+ Three-Pointers in a Game

| Player | 16-17 | 17-18 | 18-19 | Career |
|----------------|-------|-------|-------|--------|
| Joe | NA | NA | 13 | 13 |
| Jones | NA | NA | 7 | 7 |
| Embery-Simpson | NA | NA | 1 | 1 |
| Sills | NA | NA | 1 | 1 |

5+ Three-Pointers in a Game

| Player | 16-17 | 17-18 | 18-19 | Career |
|--------|-------|-------|-------|--------|
| Joe | NA | NA | 6 | 6 |
| Jones | NA | NA | 2 | 2 |

Double Figure Rebounding Games

| Player | 16-17 | 17-18 | 18-19 | Career |
|---------|-------|-------|-------|--------|
| Gafford | NA | 4 | 10 | 14 |
| Jones | NA | NA | 1 | 1 |

Double Figure Assists Games

| Player | 16-17 | 17-18 | 18-19 | Career |
|--------|-------|-------|-------|--------|
| Harris | 0 | NA | 4 | 4 |

Double-Doubles

| Player | 16-17 | 17-18 | 18-19 | Career |
|---------|-------|-------|-------|--------|
| Gafford | NA | 3 | 8 | 11 |
| Harris | 0 | NA | 2 | 2 |
| Jones | NA | NA | 1 | 1 |

5+ Assist Games

| Player | 16-17 | 17-18 | 18-19 | Career |
|--------|-------|-------|-------|--------|
| Harris | 1 | NA | 12 | 13 |
| Sills | NA | NA | 4 | 4 |
| Jones | NA | NA | 3 | 3 |

3+ Steals in a Game

| Player | 16-17 | 17-18 | 18-19 | Career |
|----------------|-------|-------|-------|--------|
| Joe | NA | NA | 5 | 5 |
| Bailey | 0 | 1 | 2 | 3 |
| Jones | NA | NA | 2 | 2 |
| Chaney | NA | NA | 2 | 2 |
| Harris | 2 | NA | 2 | 4 |
| Gafford | NA | 1 | 1 | 2 |
| Embery-Simpson | NA | NA | 1 | 1 |

3+ Blocks in a Game

| Player | 16-17 | 17-18 | 18-19 | Career |
|---------|-------|-------|-------|--------|
| Gafford | NA | 13 | 5 | 18 |
| Chaney | NA | NA | 3 | 3 |
| Bailey | 0 | 1 | 2 | 3 |

times and rebounding once.

- Jones leads the team in free throw percentage (.814), is second on the team in rebounding (4.7) and assists (56) and third in scoring (13.8).

Helping Hand; 26th in the NCAA

- Arkansas had a season-low six assists at Texas Tech but has dished out at least 20 assists in a game six times.
- Arkansas dropped from 16th to 26th in the NCAA in assists (16.7).
- Games of note with high assist-to-made-basket ratio:

| | | | |
|------------------|------------|------------|-------|
| - Indiana | 20 assists | 28 FG made | 71.4% |
| - Montana State | 29 assists | 37 FG made | 78.4% |
| - UT Arlington | 15 assists | 21 FG made | 71.4% |
| - FIU | 28 assists | 42 FG made | 66.7% |
| - Colorado State | 29 assists | 38 FG made | 76.3% |
| - UTSA | 17 assists | 23 FG made | 73.9% |
| - Austin Peay | 21 assists | 27 FG made | 77.8% |
| - LSU | 21 assists | 34 FG made | 61.8% |
| - Missouri | 18 assists | 26 FG made | 69.2% |

- In three of its losses, the Razorbacks only had eight assists vs. Texas, 10 vs. Western Kentucky and 10 vs. Florida.

CHARGE!

- Isaiah Joe took two charges versus both Florida and LSU, one at Ole Miss and one at Texas Tech to give him a team-best 14 on the season. Gabe Osabuohien took two at Ole Miss and one versus Missouri to give him 13 charges taken this season.
- Last season, Daniel Gafford led the team by taking nine charges and Osabuohien tied for second with eight.
- Overall, the Razorbacks took 47 charges last season and have taken 38 to date this season.

Team Leaders

• DEFLECTIONS SEASON

| | |
|-------------------------|----|
| Daniel Gafford | 95 |
| Adrio Bailey | 62 |
| Reggie Chaney | 62 |
| Mason Jones | 55 |
| Jalen Harris | 54 |
| Isaiah Joe | 53 |
| Keyshawn Embery-Simpson | 40 |
| Gabe Osabuohien | 40 |

MOST IN A GAME 2018-19

| |
|--|
| 10 Daniel Gafford at Colorado State |
| 10 Reggie Chaney vs. UTSA |
| 9 Daniel Gafford vs. Austin Peay |
| 8 Adrio Bailey at Colorado State |
| 8 Mason Jones at Ole Miss |
| 7 Daniel Gafford vs. Indiana AND vs. UTSA |
| 7 Isaiah Joe vs. UC Davis |
| 7 Adrio Bailey vs. FIU |
| 7 Reggie Chaney vs. Ga Tech |

• CHARGES TAKEN SEASON

| | |
|-------------------------|----|
| Isaiah Joe | 14 |
| Gabe Osabuohien | 13 |
| Desi Sills | 3 |
| Keyshawn Embery-Simpson | 3 |
| Jalen Harris | 2 |

MOST IN A GAME 2018-19

| |
|---|
| 3 Isaiah Joe vs. UT Arlington |
| 2 Gabe Osabuohien vs. UC Davis, Texas State AND Ole Miss |
| 2 Isaiah Joe vs. Florida AND LSU |

Block Party; 25th in NCAA

- With records dating back to 1992-93, **FOR THE FIRST TIME**, Arkansas was not credited with a blocked shot in the win over Missouri. (The Tigers also did not have a blocked shot.). Arkansas only had two at Texas Tech.
- However, the Razorbacks have blocked at least four shots in 14 of their 19 games this season. (Had three at Texas A&M and three at Ole Miss, 1 at Tennessee, 0 versus Missouri and 2 at Texas Tech.)
- Arkansas still **ranks 25th in the NCAA – but 8th in the SEC –** in blocked shots (4.9).

MOST SEC WINS IN THE...

| LAST 2 YEARS 2017-2018 | | LAST 3 YEARS 2016-2018 | | LAST 4 YEARS 2015-2018 | | LAST 5 YEARS 2014-2018 | | LAST 6 YEARS 2013-2018 | |
|---------------------------|----|---------------------------|----|---------------------------|----|---------------------------|----|---------------------------|----|
| 1. Kentucky | 26 | 1. Kentucky | 39 | 1. Kentucky | 57 | 1. Kentucky | 69 | 1. Kentucky | 81 |
| 2. Florida | 25 | 2. Florida | 34 | 2. ARKANSAS | 44 | 2. Florida | 60 | 2. Florida | 74 |
| 3. ARKANSAS | 22 | 3. ARKANSAS | 31 | 3. Florida | 42 | 3. ARKANSAS | 54 | 3. ARKANSAS | 64 |
| 4. Tennessee | 21 | 4. South Carolina | 30 | 4. Texas A&M | 41 | 4. Texas A&M | 49 | 4. Georgia | 58 |
| 5. Auburn | 20 | 5. Texas A&M | 30 | 5. Georgia | 37 | 5. Georgia | 49 | 5. Ole Miss | 57 |
| 6. South Carolina | 19 | 6. Tennessee | 27 | 6. South Carolina | 36 | 6. Ole Miss | 45 | 6. Texas A&M | 56 |
| 7. Alabama | 18 | 7. Vanderbilt | 27 | 7. Vanderbilt | 36 | 7. Tennessee | 45 | 7. Tennessee | 56 |
| 8. Texas A&M | 17 | 8. Alabama | 26 | 8. Ole Miss | 36 | 8. Vanderbilt | 43 | 8. Alabama | 53 |
| 9. Georgia | 16 | 9. Georgia | 26 | 9. Tennessee | 34 | 9. South Carolina | 41 | 9. Vanderbilt | 51 |
| 10. Vanderbilt | 16 | 10. Auburn | 25 | 10. Alabama | 34 | 10. Alabama | 41 | 10. LSU | 50 |
| 11. Ole Miss | 15 | 11. Ole Miss | 25 | 11. LSU | 32 | 11. LSU | 41 | 11. South Carolina | 45 |
| 12. Miss. State | 15 | 12. Miss. State | 22 | 12. Auburn | 29 | 12. Auburn | 35 | 12. Auburn | 38 |
| 13. Missouri | 12 | 13. LSU | 21 | 13. Miss. State | 28 | 13. Miss. State | 31 | 13. Missouri | 38 |
| 14. LSU | 10 | 14. Missouri | 15 | 14. Missouri | 18 | 14. Missouri | 27 | 14. Miss. State | 35 |

Arkansas is Not Just Young, But Inexperienced Too

Arkansas is not only one of the youngest teams in the nation, but also one of the most inexperienced.

| 9 TEAMS WITH NO SENIORS | MOST FR/SO ON SCHOLARSHIP | FEWEST UPPERCLASSMEN ON SCHOLARSHIP |
|-------------------------------|--------------------------------------|-------------------------------------|
| ARKANSAS | 12 - Duquesne | 1 - ARKANSAS |
| Mount St. Mary's Univ. | 11 - ARKANSAS | 1 - Duquesne |
| Seattle / Cal Northridge | 11 - Mount St. Mary's Univ. | |
| Duquesne / North Florida | | |
| Virginia / Cal / UT Arlington | | |
| MOST SCHOLARSHIP NEWCOMERS | FEWEST RETURNING SCHOLARSHIP PLAYERS | |
| 13 - Detroit Mercy | 1 - Chattanooga | |
| 12 - FAU | 2 - Duquesne | |
| 12 - Seattle | 2 - Drake | |
| 12 - UT Arlington | 3 - ARKANSAS | |
| 11 - Missouri State | 3 - USF | |
| 11 - Duquesne | 3 - MTSU | |
| 10 - Mount St. Mary's Univ | 3 - Missouri State | |
| 10 - Belmont | 3 - Mount Saint Mary's Univ. | |
| 10 - New Mexico | 3 - UTA | |
| 9 - ARKANSAS | 3 - Detroit Mercy | |
| 9 - Pepperdine | 3 - FAU | |
| 9 - MTSU | 3 - UT Arlington | |

"We have a bunch of piglets but they are starting to develop teeth. Best thing about piglets is they grow up to be Hogs."

- Mike Anderson

Arkansas Head Basketball Coach

Percentages Not in Returners Favor

With three returning players, the 10 newcomers will be counted on heavily to fill several roles.

| | Returning | Lost |
|-------------------------|-------------|--------------|
| Scoring | 576 / 20.4% | 2243 / 79.6% |
| • 3-Pointers Made | 2 / 0.1% | 267 / 99.9% |
| • FT Made | 108 / 20.0% | 432 / 80.0% |
| Rebounding | 327 / 27.1% | 880 / 72.9% |
| Assists | 49 / 9.8% | 452 / 90.2% |
| Blocked Shots | 97 / 59.5% | 66 / 40.5% |
| Steals | 38 / 17.4% | 180 / 82.6% |

Recent 30-Point Club Members

- Daniel Gafford scored a career-high, 32-points versus LSU (Jan. 11). The previous game, Mason Jones scored a career-high 30-points versus Florida (Jan. 9).
- Isaiah Joe has also broken the 30-point plateau this season, getting 34 points versus FIU (Dec. 1).
- Gafford's performance versus the Tigers marked the 120th time a Razorback has scored at least 30. Gafford became the 48th Razorback to accomplish the feat.

Gafford Named SEC Player of the Week

- After posting career highs and leading the Razorbacks to a win over Indiana, Daniel Gafford was been named the SEC Men's Basketball Player of the Week.
- Gafford scored a career-high 27 points and tied his career high with 12 rebounds while adding three blocked shots and two steals. Gafford was most effective in the second half, scoring 19 points, grabbing seven rebounds and getting two steals. In fact, he was 9-for-10 shooting from the field in the period while the rest of the team was just 5-of-23 from the field and scored 16 points.
- Three times in within the final 11 minutes, Indiana took a one-point lead and, each time, Gafford answered to put the Razorbacks back on top. He additionally broke a 63-63 tie with 5:46 left with one of his four dunks on the evening. In the final seconds, Gafford tipped the ball out after a missed shot that led to a Mason Jones rebound and eventual game-winning free throw with 2.5 seconds left.

Joe Named SEC Player of the Week

- Isaiah Joe was named the Southeastern Conference Men's Basketball Player of the Week. Joe scored 34 points - 17 in each half - and made 10-of-13 shots from 3-point range to lead the Razorbacks to a 121-89 victory over FIU.
- Joe joins Courtney Fortson (Dec. 15, 2009) as the only Razorback freshman to be named SEC Player of the Week.
- The 34 points are second (tied) on the Arkansas all-time list for most points by a freshman in a game. Bobby Portis scored 35 as a freshman versus Alabama in 2014. Scotty Thurman scored 34 twice as a freshman. This was just the seventh time a Razorback freshman has ever scored at least 30 points in a game.
- He is just the fourth Razorback (fifth time in school history) to make at least 10 3-pointers in a game and just the 10th player in SEC history (11th time in league history) to make at least 10 in a game. (Arkansas' Rotnei Clarke had at least 10, 3's twice in his career).
- Joe was 10-for-13 from 3-point range and that .764 percentage ties for the best percentage in SEC history for those that made at least 10 in a game. (Alabama's John Petty was also 10-of-13 last season.)
- After FIU trimmed its deficit to four (24-20) at 8:29 in the first half, Joe drained a 3-pointer and scored 14 points over the next 4:37 to put Arkansas up 20.
- Joe started the game going 1-for-3 from 3-point range. He then made six straight attempts and finished the game making 9-of-his-last-10 from long distance.

Did You Know

- Of the **351 teams** in NCAA Division I Basketball:
 - Only **37 teams** have gone to NCAA Tourney in 3 of last 4 years - **INCLUDING ARKANSAS.**
 - Only **28 of those 37** played in last year's NCAA Tournament - **INCLUDING ARKANSAS.**
 - Only **23 of those 28** played in each of the last two NCAA Tournaments - **INCLUDING ARKANSAS.**

Sustained Success, Elite SEC Company

- The Razorbacks are one of two teams in the league to finish .500 or better in SEC play each of the last six years.

ABOUT ARKANSAS

ABOUT ARKANSAS

| | |
|------------------------|------------------------------|
| Location | Fayetteville, Ark. |
| Enrollment | 27,558 |
| Founded | 1871 |
| Colors | Cardinal (PMS 201) and White |
| Nickname | Razorbacks |
| Conference | Southeastern (SEC) |
| Arena (Capacity) | Bud Walton Arena (19,200) |

ADMINISTRATION

| | |
|------------------------------|-------------------------|
| System President | Dr. Donald R. Bobbitt |
| Chancellor | Dr. Joseph E. Steinmetz |
| Athletic Director | Hunter Yurachek |
| Faculty Representative | Gerald Jordan |

COMMUNICATIONS

| | |
|------------------------------|------------------------|
| Basketball SID | Mike Cawood |
| Email | tmcawood@uark.edu |
| Cell Phone | 479-236-2090 |
| Office Phone | 479-575-3114 |
| Office Fax | 479-575-7481 |
| Athletic Website | ArkansasRazorbacks.com |
| Arkansas Ticket Office | 479-575-5151 |

HISTORY

| | |
|--|--|
| First Year | 1923-24 |
| Seasons | 96th |
| Overall Conference Championships | 24 (2 SEC, 22 SWC) |
| SEC Overall Championships | 2 (1992, 1994) |
| SEC Division Championships | 4 (1992, 1993, 1994, 1995) |
| SEC Tournament Championships | 1 (2000) |
| NCAA Tournament Appearances | 33* |
| National Championships | 1 (1994) |
| National Runner-Up | 1 (1995) |
| NCAA Final Fours | 6 (1941, 1945, 1978, 1990, 1994, 1995) |
| NCAA Elite Eight | 10 |
| NCAA Sweet 16 | 10 |
| NIT Record (App.) | 5-4 (3) |

* - Arkansas received a bid in 1944 but was unable to participate due to a car accident. Total number of bids is 33 and total number of appearances is 32.

Mike'd Up Radio Show

- Featuring Mike Anderson and Chuck Barrett
- Sassy's Red House College Avenue (479-856-6966)

| - MONDAY, JAN. 21 | 7-8 PM |
|--------------------------|---------------|
| - Monday, Jan. 28 | 7-8 pm |
| - Monday, Feb. 4 | 7-8 pm |
| - Monday, Feb. 18 | 7-8 pm |
| - Monday, Mar. 4 | 7-8 pm |

SEC TELECONFERENCE

MONDAY, FEB. 4

| | |
|------------------|------------------|
| Monday, Feb. 18 | Monday, March 4 |
| Monday, March 11 | Monday, March 18 |

Order of Appearance (ALL TIMES CENTRAL):

| | |
|---|--------------------------------|
| 10:00 a.m. | Bryce Drew, Vanderbilt |
| 10:07 a.m. | Michael White, Florida |
| 10:14 a.m. | Frank Martin, South Carolina |
| 10:21 a.m. | Tom Crean, Georgia |
| 10:28 a.m. | Will Wade, LSU |
| 10:35 a.m. | John Calipari, Kentucky |
| 10:42 a.m. | Rick Barnes, Tennessee |
| 10:49 A.M. MIKE ANDERSON, ARKANSAS | |
| 10:56 a.m. | Avery Johnson, Alabama |
| 11:03 a.m. | Bruce Pearl, Auburn |
| 11:10 a.m. | Kermit Davis, Ole Miss |
| 11:17 a.m. | Ben Howland, Mississippi State |
| 11:24 a.m. | Cuonzo Martin, Missouri |
| 11:31 a.m. | Billy Kennedy, Texas A&M |

• MIKE ANDERSON RECORD BREAKDOWN •

Overall:**362-192 (.653)**
 Home:246-44
 Away:65-107
 Neutral:51-41

At Arkansas:**162-94 (.633)**
 Home:118-20
 Away:26-53
 Neutral:18-21

Against Ranked Teams:**29-58**
 at Arkansas:13-24
 Home:18-14, 10-5 at Arkansas
 Away:4-14, 2-12 at Arkansas
 Neutral:6-14, 0-7 at Arkansas

One-Possession Games:**48-40**
 at Arkansas:24-18
 Home:24-9, 14-4 at Arkansas
 Away:16-22, 7-9 at Arkansas
 Neutral:8-9, 3-5 at Arkansas

Decided by 5 Pts / Less:**71-63**
 at Arkansas:38-26
 Home:34-16, 20-6 at Arkansas
 Away:27-34, 14-15 at Arkansas
 Neutral:10-13, 4-5 at Arkansas

In Overtime Games:**12-13**
 at Arkansas:8-8
 Home:9-2, 6-2 at Arkansas
 Away:3-8, 2-4 at Arkansas
 Neutral:0-3, 0-2 at Arkansas

Conference Games:**157-115**
 at Arkansas:72-58
 Home:102-34, 48-17 at Arkansas
 Away:55-81, 24-41 at Arkansas

Scoring Below 50 Points:**0-4**
 at Arkansas:0-2
 Home:0-0, 0-0 at Arkansas
 Away:0-4, 0-2 at Arkansas
 Neutral:0-0, 0-0 at Arkansas

Scoring 50-59 Points:**5-28**
 at Arkansas:3-14
 Home:2-7, 2-3 at Arkansas
 Away:1-16, 0-10 at Arkansas
 Neutral:2-5, 1-1 at Arkansas

Scoring 60-69 Points:**43-72**
 at Arkansas:17-39
 Home:21-14, 11-5 at Arkansas
 Away:15-40, 4-23 at Arkansas
 Neutral:7-18, 2-11 at Arkansas

Scoring 70-79 Points:**100-59**
 at Arkansas:48-26
 Home:59-15, 29-7 at Arkansas
 Away:27-29, 13-12 at Arkansas
 Neutral:14-15, 6-7 at Arkansas

Scoring 80-89 Points:**121-26**
 at Arkansas:46-12
 Home:87-8, 37-6 at Arkansas
 Away:15-15, 4-5 at Arkansas
 Neutral:19-3, 5-1 at Arkansas

Scoring 90-99 Points:**67-1**
 at Arkansas:35-0
 Home:59-0, 30-0 at Arkansas
 Away:3-1, 1-0 at Arkansas
 Neutral:3-0, 2-0 at Arkansas

Scoring 100 or More Points:**24-1**
 at Arkansas:11-0
 Home:18-0, 9-0 at Arkansas
 Away:1-1, 1-0 at Arkansas
 Neutral:5-0, 1-0 at Arkansas

Gafford Preseason All-SEC; Hogs Picked 10th

- Daniel Gafford was named to the SEC Men's Basketball Preseason All-Conference first team, as selected by a panel of both league and national media members.
- The Razorbacks, one of a league-record eight teams to play in the NCAA Tournament last season, were picked 10th in the preseason poll.
- The good news for Razorback fans is that Arkansas has exceeded the preseason polls in each of the last five years.

| YEAR | PRESEASON | FINISH | Record • SEC |
|---------|-----------|--------|--------------|
| 2013-14 | 8th | 5th | 22-12 • 10-8 |
| 2014-15 | 3rd | 2nd | 27-9 • 13-8 |
| 2015-16 | 1th | t-8th | 16-16 • 9-9 |
| 2016-17 | 5th | t-3rd | 26-10 • 12-6 |
| 2017-18 | 6th | t-4th | 23-12 • 10-8 |
| 2018-19 | 10th | ?? | -- |

Slam Dunk; On Pace to Break Last Year's Record

- The Razorbacks threw down 10 dunks in the win over Montana State - the second-best, single-game total in the Mike Anderson era. Arkansas added nine versus FIU.
- Arkansas has 80 dunks in 18 games this season, an average of 4.4 per game.
- Arkansas' 124 dunks in 2017-18 (3.5 per game) were the most of the Mike Anderson era. The only other Arkansas team to reach 100 dunks in a season was the 2014-15 team who totaled exactly 100 dunks.

Anderson Honored by Brandon Burlsworth Foundation

- This past August, University of Arkansas head basketball coach Mike Anderson was honored at the annual Brandon Burlsworth Foundation Legends Dinner. Anderson is the ninth Legend the Burlsworth Foundation has honored.
- "The Legends Dinner recognizes a person each year who has made great contributions to our state," said Marty Burlsworth, Chairman/CEO and Founder of the Brandon Burlsworth Foundation. "Coach Anderson has a long history with the University and the state of Arkansas, so it was an easy choice for our board of directors to honor him in this way."
- Anderson is one of four Division I coaches with 15-plus years of head coaching experience and has never experienced a losing season while being the only coach to accomplish the feat at three different programs. In his first 16 years of being a head coach, Anderson has led his teams to 11 postseason berths, including nine NCAA Tournament appearances, and posted 11, 20-win seasons.
- While his on-court success is evident, Coach Anderson is equally a champion in the community. He created his own Mike Anderson Foundation, which provides funding for programs focused on preventative health care education and assists organizations that offer nutritional support for children. Anderson is active with the Yvonne Richardson Center and Samaritan's Feet. Also, each year at the annual Red-White Game, fans get in free with a canned food item, which helps support the Northwest Arkansas Food Bank. In fact, Anderson has done similar food drives as the head coach at Missouri and UAB as well as assist with Special Olympics at all three stops.

Moncrief Enshrined in Hall of Fame; Joins Richardson and Sutton in Hall

- Last March, Arkansas legend Sidney Moncrief was elected to the National Collegiate Basketball Hall of Fame Class of 2018. The ceremony was **Sunday, Nov. 18, 2019** in Kansas City. Others being inducted into the class are Arizona's Sean Elliott, Houston's Otis Birdsong, North Carolina's Sam Perkins, Morgan State's Marvin Webster and USC's Paul Westphal will join former Charleston coach John Kresse and former Oregon Tech coach Danny Miles.
- Moncrief is the third Razorback to be inducted into the National Collegiate Basketball Hall of Fame, joining his former coach Eddie Sutton who was selected in 2011 and Nolan Richardson who entered in 2008. All three Arkansas legends have a banner hanging in the rafters of Bud Walton Arena.
- One of the Arkansas' famed "Triplets", Moncrief ended his career as Arkansas's leader in scoring (he ranks second now behind Todd Day) with 2,066 points from 1976-79. He poured in 600-plus points each of his last two years in Fayetteville, one of just four Razorbacks to score more than 600 points during two separate seasons.
- Moncrief helped lead Arkansas to two Elite Eight appearances and the 1978 Final Four, when the Razorbacks recorded Arkansas' first of five total 30-win seasons in program history (32-4). A 14-time All-American, Moncrief's name is scattered all through Arkansas' record book and he was a three-time All-Southwest Conference selection.
- Moncrief was drafted fifth overall in the 1979 NBA Draft to the Milwaukee Bucks, where he spent his first 11 NBA seasons, before finishing his career in Atlanta in 1990-91. The Little Rock native was just the second Razorback in school history to be selected in the first round of the NBA Draft and remains as the only player to be taken in the top five. While in Milwaukee, Moncrief earned All-NBA first team honors once (1983) and second team honors four times (1982-85 and 1986). The five-time All-Star was also named to the NBA's All-Defensive first team four years (1983-86) and second team in 1982, along with earning NBA Defensive Player of the Year honors two seasons (1982-83 and 1983-84). During his 12-year NBA career, Moncrief averaged 15.6 points, 4.7 rebounds and 3.6 assists per game.

Signee Justice Hill Joins Team

- On Nov. 14, 2018, Arkansas men's head basketball coach Mike Anderson announced Justice Hill signed a National Letter of Intent. Hill graduated high school in December 2018 and, on Jan. 3, 2019, Hill began practicing with the Razorback basketball team.
- Through his junior season, Hill was rated the #3 overall prospect in Arkansas and #36-best point guard in the nation by 247Sports.com ... Also a three-star recruit by Rivals.com, which has him as the 48th-best point guard in the nation.
- Named to the 2018 5A All-State basketball team as a junior as he averaged 19.5 points, six assists, four steals and four rebounds ... As a sophomore, averaged 15 points, four rebounds, three assist and two steals.
- Played summer ball with the Arkansas Hawks, teaming with Isaiah Joe, Desi Sills and Ethan Henderson.
- A standout quarterback for the Little Rock Christian football team and received several FBS football scholarship offers as well ... Named the **2018-19 Gatorade Arkansas Football Player of the Year** Passed for 3,034 yards with 37 touchdowns and 4 interceptions and rushed for 1,000 yards and 21 touchdowns ... In the playoffs, accounted for seven touchdowns in the both the quarterfinals and semifinals ... **Was the game MVP in leading the Warriors to their first state championship** beating four-time defending champion Pulaski Academy ... In the title game, accounted for 330 yards and four touchdowns, including two passing and two rushing ... Completed 12-of-25 passes for 218 yards ... On the ground, he had 112 yards on 15 carries.
- Finished second in the 2018 5A state championship in the high jump (6-2) and placed fifth in the long jump (21-1.75).
- Son of Dr. Fitz Hill, who was an assistant football coach at Arkansas from 1992-2000 and went on to be the head coach at San Jose State (2001-04).

• THE LAST TIME •

POINTS »

- Scored 100+ : 12/01/18 - 121 vs. FIU
- Scored 100+ in an SEC game: 02/10/15 - 101 vs. Auburn
- Scored fewer than 50: 02/09/16 - 46 at Mississippi State

Overtime Games »

- Played in an OT game: 01/12/19 vs LSU, L, 94-88 (OT)
- Played in a 2OT game: 01/23/18 at Georgia, W, 80-77 (2 OT)
- Played in a 3OT game: 02/09/80 vs. Houston, L, 90-84 (3 OT)

Versus Top-25 opponents »

- Beat an AP Top 25 team: 03/09/18 vs. No. 23 Florida, W, 80-72
- Beat an AP Top 20 team: 02/27/18 vs. No. 14 Auburn, W, 91-82
- Beat an AP Top 15 team: 02/27/18 vs. No. 14 Auburn, W, 91-82
- Beat an AP Top 10 team: 01/27/16 vs. No. 5 Texas A&M, W, 74-71
- Beat an AP Top 5 team: 01/27/16 vs. No. 5 Texas A&M, W, 74-71

Versus Top-25 opponents on the road »

- Beat an AP Top 25 team on road: 02/15/17 at No. 21 South Carolina, W, 83-76
- Beat an AP Top 5 team on road: 02/09/94 at No. 4 Kentucky, W, 90-82

Double-Doubles »

- Two players in same game: 12/15/18 vs. UTSA
- Daniel Gafford (13 pts, 14 rebs) and Jalen Harris (11 pts, 10 assists)

3-Point Shooting »

- 10+ 3FGM in a game: 01/23/19 - 10 vs. Missouri
- 15+ 3FGM in a game: 01/09/16 - 16 vs. Mississippi State

At the Charity Stripe »

- Attempted 40+ FT in a game: 12/22/18 - 40 vs. Texas State
- MADE 20+ FT in a game: 12/22/18 - 28 (of 40) vs. Texas State
- MADE 30+ FT in a game: 11/23/18 - 34 vs. UTA

ASSISTS »

- Had 20+ assists: 01/12/19 - 21 vs. LSU
- Had 25+ assists: 12/05/18 - 28 vs. Colorado State
- Had 20+ assists in back-to-back games: 12/01/18 (27 vs. FIU)
- 12/05/17 (29 vs. Montana State)
- Had 2 players with 5+ assists: 01/15/19 at Tennessee
- Mason Jones - 6, Jalen Harris - 5
- Had 3 players with 5+ assists: 11/21/18 vs. Montana State
- Jalen Harris - 11, Isaiah Joe - 5, Desi Sills - 5

Points »

- Scored 30-39 points in a game: by Daniel Gafford - 01/12/19 (32) vs. LSU
- Scored 40-49 points in a game: by Todd Day - 01/11/92 (43) vs. LSU
- Scored 50+ points in a game: by Rotnei Clarke - 11/13/09 (51) vs. Alcorn State

Double-Doubles »

- Points/Rebounds: 01/23/19 vs. Missouri
- 13 pts & 10 rebs by Daniel Gafford
- Points/Assists: 12/15/18 vs. UTSA
- 11 pts and 10 assists by Jalen Harris

Rebounds »

- Had 15+ rebounds in a game: by Bobby Portis - 03/07/15 (15) vs. LSU
- Had 20+ rebounds in a game: by Nick Davis - 11/21/97 (23) vs. Jackson State

Three-Point Shooting »

- 5+ 3FGM in a game: by Isaiah Joe - 01/23/19 (7-of-12) vs. Missouri

AT THE CHARITY STRIPE »

- 10+ FTA in a game: by Mason Jones - 01/19/19 (13 / 12-of-13) vs. Florida
- 10+ FT Made: by Mason Jones - 01/19/19 (12 / 12-of-13) vs. Florida

Assists »

- 10+ assists in a game: by Jalen Harris - 12/15/18 (10) vs. UTSA
- Consecutive 5+ assists games: by Jalen Harris - 01/19/19 (7) at Ole Miss
- 01/23/19 (6) vs. Missouri
- 5-plus, 5+ assists games: (6 gms) by Jalen Harris 11/21/18 (11) vs. Montana St.
- 11/23/18 (6) vs. UTA
- 12/01/18 (10) vs. FIU
- 12/05/18 (12) at Colorado State
- 12/08/18 (7) vs. Western Kentucky
- 12/15/18 (10) vs. UTSA
- Consecutive 10+ assists games: by Jalen Harris - 12/01/18 (10) vs FIU
- 12/05/18 (12) at Colorado State

Blocks »

- Had 3+ blocks in a game: by D. Gafford - 12/28/18 - (4) vs. Austin Peay
- Had 5+ blocks in a game: by Daniel Gafford - 02/27/18 - (7) vs. Auburn

Steals »

- Had 5+ steals in a game: 12/28/18 - 5 by Isaiah Joe vs. Montana State
- Had consecutive 5+ steal games: 01/01/06 - by Ronnie Brewer (5) vs. W. Illinois
- 01/07/06 (5) vs. Mississippi State

• RAZORBACK/IMG SPORTS NETWORK RADIO AFFILIATES •

Batesville (Games)
Batesville (Coaches Show)
Camden (Games)
Camden (Coaches Show)
Crossett
Crossett
De Queen
DeWitt
El Dorado
Fayetteville
Fayetteville (Games)
Fayetteville

KWOZ-FM 103.3
KBTA-AM 1340
KAMD-FM 97.1
KCXY-FM 95.3
KAGH-AM 800
KAGH-FM 104.9
KDQN-FM 92.1
KDEW-FM 97.3
KAGL-FM 93.3
KOSM-FM 92.1
KYNG-AM 1500
KAKS-FM 99.5
Fayetteville
Fayetteville
Fayetteville
Forrest City
Fort Smith
Glenwood
Glenwood
Hot Springs/Mena
Jonesboro
Little Rock
Magnolia
Marshall

KUOA-AM 1290
KUOA-FM 95.3
KBVA-FM HD3 106.5
KBFC-FM 93.5
KERX-FM 95.3
KHGZ-AM 670
KHGZ-FM 98.9
KTG FM 96.3
KEGI-FM 100.5
KABZ-FM 103.7
KZHE-FM 100.5
KBCN-FM 104.3
Mena
Mena / Hot Springs
Monett, Mo.
Monticello
Morrilton
Mountain Home
Ozark
Ozark
Searcy
Texarkana, Texas
Wynne

KENA-FM 104.1
KTTG-FM 96.3
KKBL-FM 95.9
KGPQ-FM 99.9
KCON-FM 99.3
KOMT-FM 93.5
KDYN-AM 1540
KDYN-FM 96.7
KRZS-FM 99.1
KKTk-AM 1400
KWYN-FM 92.5

• 2018-19 RECORD BREAKDOWN •
RECORD BREAKDOWN

| | |
|--|-----|
| At Home (Bud Walton Arena) | 7-4 |
| On The Road | 2-3 |
| Neutral | 1-1 |
| White Uniforms | 8-4 |
| Cardinal Uniforms | 2-3 |
| Cardinal/Camo Armed Forces Classic Uniform | 0-1 |

GENERAL

| | |
|--------------------------------|-----|
| When Arkansas controls the tip | 6-3 |
| When opponent controls the tip | 4-5 |
| When Arkansas scores first | 7-4 |
| When opponent scores first | 3-4 |

LEADS AND DEFICITS

| | |
|--------------------------------------|------|
| Leading at the half – home | 7-2 |
| Leading at the half – road/neutral | 3-1 |
| Tied at the half – home | 0-0 |
| Tied at the half – road/neutral | 0-0 |
| Trailing at the half – home | 0-2 |
| Trailing at the half – road/neutral | 0-3 |
| Games decided by 5 points or fewer | 3-4 |
| Games decided by 10 points or fewer | 3-6 |
| Leading with 5:00 left in regulation | 8-2 |
| Leading with 2:00 left in regulation | 10-2 |
| Overtime games | 0-2 |

OFFENSE

| | |
|-------------------------------------|------|
| Scoring less than 70 points | 0-4 |
| Scoring 70-79 points | 6-2 |
| Scoring 80-89 points | 1-2 |
| Scoring 90-99 points | 2-0 |
| Scoring 100+ points | 1-0 |
| 2 Players Or Less in Double Figures | 0-1 |
| 3 Players in Double Figures | 1-4 |
| 4 Players in Double Figures | 7-3 |
| 5 Players in Double Figures | 1-0 |
| 6 Players in Double Figures | 1-0 |
| 7 Players in Double Figures | 0-0 |
| 1 Player Scores 20+ Points | 3-1 |
| 2 Players Score 20+ Points | 2-1 |
| When shooting 50 percent or higher | 3-1 |
| When shooting less than 50 percent | 7-67 |

REBOUNDING/TURNOVERS

| | |
|--|-----|
| When out-rebounding opponent | 5-1 |
| When out-rebounded | 5-7 |
| When rebounds are even | 0-0 |
| When grabbing 10+ offensive reb | 7-6 |
| When forcing 15+ turnovers | 6-4 |
| When committing less than 15 turnovers | 7-0 |
| When committing 15+ turnovers | 4-8 |

When Top Scorer Is (Includes Ties)

| | | |
|------------------|-------------|-------------|
| Daniel Gafford | Season: 3-3 | Career: 7-4 |
| Mason Jones | Season: 4-2 | Career: 4-2 |
| Isaiah Joe | Season: 2-2 | Career: 2-2 |
| Jalen Harris | Season: 1-0 | Career: 1-0 |
| K. Emery-Simpson | Season: 0-1 | Career: 0-1 |

When Top Rebounder Is (Includes Ties)

| | | |
|----------------|-------------|---------------|
| Daniel Gafford | Season: 8-8 | Career: 22-13 |
| Adrio Bailey | Season: 0-0 | Career: 1-0 |
| Mason Jones | Season: 1-1 | Career: 1-1 |
| Reggie Chaney | Season: 1-0 | Career: 1-0 |

Months

| | |
|-------------|-----|
| In November | 4-1 |
| In December | 5-2 |
| In January | 2-5 |
| In February | 0-0 |
| In March | 0-0 |
| In April | 0-0 |

#DUNKPALACE

DUNKS BY PLAYER CAREER '18-19

| | | |
|-----------------|------------|-----------|
| Daniel Gafford | 124 | 49 |
| Adrio Bailey | 31 | 10 |
| Reggie Chaney | 11 | 11 |
| Jalen Harris | 8 | 8 |
| Isaiah Joe | 1 | 1 |
| Gabe Osabuohien | 6 | 3 |
| Desi Sills | 1 | 1 |
| TOTALS | 182 | 82 |

MOST DUNKS IN A HALF 2018-19

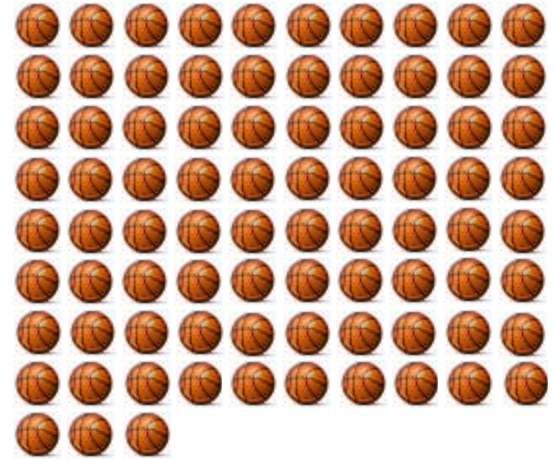
| | | |
|---|-----|---------------------------|
| 6 | 1st | Montana State (11/21/18) |
| 5 | 2nd | FIU (12/01 / APSU (12/28) |

RECORD BY DUNKS 2018-19

| | |
|-----------|-----|
| 5+ Dunks | 6-1 |
| 4 Dunks | 0-2 |
| 2-3 Dunks | 5-3 |
| 1 Dunk | 0-1 |
| 0 Dunks | 0-0 |

**• DUNKS IN A GAME •
(ANDERSON ERA)**

| Dunks | Opponent | Year |
|-----------|----------------------|----------------|
| 12 | Samford | 2017-18 |
| 10 | MONTANA STATE | 2018-19 |
| 9 | FIU | 2018-19 |
| 8 | Auburn | 2017-18 |
| 8 | Mississippi State | 2012-13 |
| 9 | FIU | 2018-19 |
| 7 | LSU | 2018-19 |
| 7 | Troy | 2017-18 |
| 7 | Fresno State | 2017-18 |
| 7 | Minnesota | 2012-13 |
| 7 | Alabama A&M | 2012-13 |
| 7 | Northwestern State | 2015-16 |
| 7 | Northwestern State | 2014-15 |
| 7 | Vanderbilt | 2014-15 |

83 DUNKS IN 19 GAMES (4.4 avg)


Of Gafford's career 290 field goals made, 43 percent (124 total) have been dunks.





2018-19 SEC STANDINGS

THROUGH SUNDAY - JAN. 28



| | SEC | PCT. | HOME | AWAY | OVERALL | PCT. | HOME | ROAD | NEUTRAL | STRK |
|-------------------|-----|-------|------|------|---------|------|------|------|---------|------|
| LSU | 6-0 | 1.000 | 3-0 | 3-0 | 16-3 | .842 | 11-0 | 3-1 | 2-2 | W9 |
| Tennessee | 6-0 | 1.000 | 3-0 | 3-0 | 18-1 | .947 | 12-0 | 4-0 | 2-1 | W14 |
| Kentucky | 5-1 | .833 | 3-0 | 2-1 | 16-3 | .842 | 12-0 | 3-1 | 1-2 | W6 |
| South Carolina | 5-1 | .833 | 3-0 | 2-1 | 10-9 | .526 | 7-4 | 2-4 | 1-1 | L1 |
| Ole Miss | 4-2 | .667 | 2-1 | 2-1 | 14-5 | .737 | 8-2 | 3-2 | 3-1 | L1 |
| Alabama | 3-3 | .500 | 2-1 | 1-2 | 12-7 | .632 | 8-2 | 2-4 | 2-1 | L1 |
| Florida | 3-3 | .500 | 1-2 | 2-1 | 11-8 | .579 | 6-3 | 2-3 | 3-2 | L1 |
| Mississippi State | 3-3 | .500 | 2-1 | 1-2 | 15-4 | .790 | 10-1 | 2-2 | 3-1 | W1 |
| Arkansas | 2-4 | .333 | 1-2 | 1-2 | 11-8 | .579 | 8-4 | 2-3 | 1-1 | L1 |
| Auburn | 2-4 | .333 | 1-1 | 1-3 | 13-6 | .684 | 9-1 | 2-4 | 2-1 | L3 |
| Georgia | 1-5 | .167 | 1-2 | 0-3 | 10-9 | .526 | 8-3 | 1-4 | 1-2 | W1 |
| Missouri | 1-5 | .167 | 0-3 | 1-2 | 10-8 | .556 | 6-4 | 1-3 | 3-1 | L2 |
| Texas A&M | 1-5 | .167 | 0-3 | 1-2 | 8-10 | .444 | 6-5 | 2-3 | 0-2 | W1 |
| Vanderbilt | 0-6 | .000 | 0-4 | 0-2 | 9-10 | .474 | 8-5 | 1-3 | 0-2 | L7 |

AP (1/28)

| | | | |
|----|-------------------|------|-------|
| 1 | Tennessee (48) | 18-1 | 1,575 |
| 2 | Duke (12) | 17-2 | 1,527 |
| 3 | Virginia (4) | 18-1 | 1,473 |
| 4 | Gonzaga | 19-2 | 1,382 |
| 5 | Michigan | 19-1 | 1,381 |
| 6 | Michigan State | 18-3 | 1,235 |
| 7 | Kentucky | 16-3 | 1,226 |
| 8 | Nevada | 19-1 | 1,158 |
| 9 | North Carolina | 15-4 | 1,065 |
| 10 | Marquette | 18-3 | 973 |
| 11 | Kansas | 16-4 | 972 |
| 12 | Virginia Tech | 16-3 | 858 |
| 13 | Houston | 20-1 | 795 |
| 14 | Villanova | 16-4 | 734 |
| 15 | Louisville | 15-5 | 658 |
| 16 | Texas Tech | 16-4 | 561 |
| 17 | Purdue | 14-6 | 532 |
| 18 | Buffalo | 18-2 | 468 |
| 19 | LSU | 16-3 | 435 |
| 20 | Iowa State | 15-5 | 327 |
| 21 | Maryland | 16-5 | 280 |
| 22 | Mississippi State | 15-4 | 236 |
| 23 | NC State | 16-4 | 203 |
| 24 | Wisconsin | 14-6 | 179 |
| 25 | Florida State | 15-5 | 141 |

RECEIVING VOTES: Auburn 85, Cincinnati 76, Washington 75, Kansas St 73, Oklahoma 41, Iowa 28, Wofford 10, Hofstra 9, TCU 7, Mississippi 7, Nebraska 6, Davidson 5, Syracuse 3, Minnesota 1.

USA TODAY COACHES (1/28)

| | | | |
|----|-------------------|------|-----|
| 1 | Tennessee (31) | 18-1 | 799 |
| 2 | Duke (1) | 17-2 | 765 |
| 3 | Virginia | 18-1 | 733 |
| 4 | Gonzaga | 19-2 | 701 |
| 5 | Michigan | 19-1 | 679 |
| 6 | Kentucky | 16-3 | 599 |
| 7 | Nevada | 19-1 | 589 |
| 8 | Michigan State | 18-3 | 573 |
| 9 | Marquette | 18-3 | 503 |
| 10 | North Carolina | 15-4 | 498 |
| 11 | Virginia Tech | 16-3 | 462 |
| 12 | Kansas | 16-4 | 455 |
| 13 | Houston | 20-1 | 424 |
| 14 | Villanova | 16-4 | 385 |
| 15 | Texas Tech | 16-4 | 280 |
| 16 | Louisville | 15-5 | 255 |
| 17 | Buffalo | 18-2 | 241 |
| 18 | Purdue | 14-6 | 203 |
| 19 | LSU | 16-3 | 175 |
| 20 | Iowa State | 15-5 | 174 |
| 21 | Mississippi State | 15-4 | 158 |
| 22 | NC State | 16-4 | 152 |
| 23 | Wisconsin | 14-6 | 96 |
| 24 | Maryland | 16-5 | 94 |
| 25 | Iowa | 16-5 | 64 |

RECEIVING VOTES: Auburn 58; Florida State 57; Mississippi 51; Cincinnati 44; Oklahoma 38; Kansas State 35; Washington 29; Furman 10; North Texas 10; Arizona State 6; Texas Christian 4; Wofford 4; Baylor 4; Hofstra 2; Texas State 1.

ARKANSAS IN THE RANKINGS

| WEEK | AP | COACH | NET |
|-----------|--------|--------|-----|
| Preseason | -- | -- | NA |
| Nov. 12 | -- | -- | NA |
| Nov. 19 | RV (1) | -- | 59 |
| Nov. 26 | RV (6) | RV (1) | 53 |
| Dec. 3 | RV (3) | -- | 36 |
| Dec. 10 | -- | -- | 60 |
| Dec. 17 | -- | -- | 64 |
| Dec. 24 | -- | -- | 95 |
| Dec. 31 | -- | -- | 84 |
| Jan. 7 | -- | -- | 71 |
| Jan. 14 | -- | -- | 75 |
| Jan. 21 | -- | -- | 84 |
| Jan. 28 | -- | -- | 69 |
| Feb. 4 | | | |
| Feb. 11 | | | |
| Feb. 18 | | | |
| Feb. 25 | | | |
| Mar. 4 | | | |
| Mar. 11 | | | |
| FINAL | | | |

The last time Arkansas was ranked in the AP Poll...

| | | |
|---------|-----|------------------|
| Top 25: | #22 | 01/01/18 |
| Top 15: | #15 | 11/14/00 |
| Top 10: | #6 | 1995 Final Poll |
| Top 5: | #5 | 03/07/95 |
| No. 1: | #1 | '94-95 Preseason |

Tuesday, January 29

| | | |
|-------------------------------|-------------|-----------|
| *Tennessee at South Carolina | SEC Network | 5:30 p.m. |
| *Georgia at Arkansas | ESPNU | 6:00 p.m. |
| *Mississippi State at Alabama | SEC Network | 7:30 p.m. |
| *Kentucky at Vanderbilt | ESPN2 | 8:00 p.m. |

Wednesday, January 30

| | | |
|----------------------|-------------|-----------|
| *Ole Miss at Florida | SEC Network | 5:30 p.m. |
| *Missouri at Auburn | SEC Network | 7:30 p.m. |
| *LSU at Texas A&M | ESPN2 | 8:00 p.m. |

Saturday, February 2

| | | |
|--------------------------------|------------------|-----------|
| *South Carolina at Georgia | SEC Network | Noon |
| *Mississippi State at Ole Miss | SEC Network | 2:30 p.m. |
| *Kentucky at Florida | ESPN/SEC Network | 3:00 p.m. |
| *Arkansas at LSU | SEC Network | 5:00 p.m. |
| *Alabama at Auburn | ESPN2/U | 7:00 p.m. |
| *Tennessee at Texas A&M | ESPN2/U | 7:00 p.m. |
| *Vanderbilt at Missouri | SEC Network | 7:30 p.m. |

Tuesday, February 5

| | | |
|-----------------------------|-------------|-----------|
| *South Carolina at Kentucky | SEC Network | 6:00 p.m. |
| *Florida at Auburn | ESPN2/U | 8:00 p.m. |
| *Missouri at Tennessee | ESPN2/U | 8:00 p.m. |
| *Vanderbilt at Arkansas | SEC Network | 8:00 p.m. |

Wednesday, February 6

| | | |
|---------------------------|-------------|-----------|
| *Texas A&M at Ole Miss | SEC Network | 6:00 p.m. |
| *LSU at Mississippi State | ESPN2/U | 8:00 p.m. |
| *Georgia at Alabama | SEC Network | 8:00 p.m. |

Saturday, February 9

| | | |
|--------------------------------|-------------|-----------|
| *Kentucky at Mississippi State | CBS | Noon |
| *Ole Miss at Georgia | SEC Network | Noon |
| *Auburn at LSU | ESPN2/U | 1:00 p.m. |
| *Arkansas at South Carolina | SEC Network | 2:30 p.m. |
| *Florida at Tennessee | ESPN2/U | 3:00 p.m. |
| *Texas A&M at Missouri | SEC Network | 5:00 p.m. |
| *Alabama at Vanderbilt | SEC Network | 7:30 p.m. |

#PROHOGS

37

» Arkansas has had 37 all-time NBA Draft selections from 35 different players in program history.

16

» The Razorbacks have 16 All-Star game appearances by Joe Johnson (7), Sidney Moncrief (5) and Alvin Robertson (4).

12

» Arkansas has 12 first round NBA Draft picks in program history with Sidney Moncrief going No. 5 overall in 1979.

#PROHOGS

Arkansas has had 29 former players go on to play in the NBA and three are currently on active rosters. Also, Corliss Williamson, currently with Phoenix, is in his sixth season as an assistant coach in the NBA.

| Player | Team | Yrs | Draft Class |
|------------------|-----------|-----|-------------------|
| Patrick Beverley | Clippers | 7th | 2009 - 42nd (LAC) |
| Daryl Macon * | Mavericks | 1st | 2018-FA |
| Bobby Portis | Bulls | 4th | 2015 - 22nd (CHI) |

* - signed two-way contract with the Mavericks and their G League affiliate Texas Legends.

G League

| | | |
|----------------|------------------|----------|
| Jaylen Barford | Greensboro Swarm | 1st Year |
| Dusty Hannahs | Memphis Hustle | 2nd Year |
| Michael Qualls | Wisconsin Herd | 2nd Year |

Arkansas in the 2018-19 NCAA/SEC

(Through Games of Jan. 23, 2019)

| TEAM IN THE NCAA/SEC | NCAA | SEC | NO. |
|--|-----------|----------|--------------|
| 3-pt Field Goal Attempts (351 ranked) | 201 | 5 | 438 |
| Assist Turnover Ratio (351 ranked) | 83 | 2 | 1.19 |
| Assists Per Game (351 ranked) | 26 | 2 | 16.7 |
| Blocked Shots Per Game (351 ranked) | 25 | 8 | 4.9 |
| Defensive Rebounds per Game (351 ranked) | 169 | 7 | 25.63 |
| Fewest Fouls (351 ranked) | 282 | 14 | 400 |
| Fewest Turnovers (351 ranked) | 173 | 12 | 267 |
| Field-Goal Percentage (351 ranked) | 180 | 9 | 44.7 |
| Field-Goal Percentage Defense (351 ranked) | 73 | 6 | 41.2 |
| Free Throw Attempts (351 ranked) | 37 | 2 | 477 |
| Free Throws Made (351 ranked) | 86 | 6 | 309 |
| Free-Throw Percentage (351 ranked) | 322 | 14 | 64.8 |
| Offensive Rebounds Per Game (351 ranked) | 113 | 9 | 11.05 |
| Personal Fouls Per Game (351 ranked) | 334 | 14 | 21.1 |
| Rebound Margin (351 ranked) | 245 | 14 | -1.3 |
| Scoring Defense (351 ranked) | 221 | 12 | 72.7 |
| Scoring Margin (351 ranked) | 112 | 8 | 5.4 |
| Scoring Offense (351 ranked) | 66 | 6 | 78.1 |
| Steals Per Game (351 ranked) | 22 | 3 | 8.4 |
| Three Pt FG Defense (351 ranked) | 108 | 6 | 32.6 |
| Three-Point Field Goals Per Game (351 ranked) | 188 | 7 | 7.6 |
| Three-Point Field-Goal Percentage (351 ranked) | 234 | 12 | 33.1 |
| Total 3-point FGM (351 ranked) | 221 | 7 | 145 |
| Total Assists (351 ranked) | 55 | 2 | 318 |
| Total Blocks (351 ranked) | 41 | 8 | 93 |
| Total Rebounds (351 ranked) | 236 | 10 | 697 |
| Total Rebounds Per Game (351 ranked) | 120 | 10 | 36.68 |
| Total Steals (350 ranked) | 43 | 3 | 160 |
| Turnover Margin (345 ranked) | 60 | 4 | 2.6 |
| Turnovers Forced (351 ranked) | 25 | 2 | 16.63 |
| Turnovers Per Game (351 ranked) | 245 | 10 | 14.1 |
| Won-Lost Percentage (351 ranked) | 132 | 8 | 57.9 |

| RAZORBACKS IN THE NCAA/SEC | PLAYER | NCAA | SEC | NO. |
|---|-----------------------|------------|----------|-------------|
| 3-pt Field Goal Attempts (250 ranked) | Isaiah Joe | 50 | 2 | 157 |
| | Mason Jones | 189 | 6 | 121 |
| Assist Turnover Ratio (250 ranked) | Jalen Harris | 7 | 1 | 3.58 |
| Assists Per Game (249 ranked) | Jalen Harris | 19 | 3 | 6.2 |
| Blocked Shots Per Game (232 ranked) | Daniel Gafford | 53 | 9 | 1.89 |
| | Reggie Chaney | 122 | 15 | 1.37 |
| Defensive Rebounds per Game (250 ranked) | Daniel Gafford | 57 | 2 | 6.32 |
| Double Doubles (196 ranked) | Daniel Gafford | 31 | 2 | 8 |
| Field-Goal Percentage (250 ranked) | Daniel Gafford | 7 | 1 | 66.1 |
| Free Throw Attempts (250 ranked) | Daniel Gafford | 78 | 3 | 120 |
| Free Throws Made (243 ranked) | Mason Jones | 196 | 7 | 70 |
| | Daniel Gafford | 213 | 9 | 68 |
| | Mason Jones | 138 | 10 | 81.4 |
| Free-Throw Percentage (250 ranked) | -- | -- | -- | -- |
| Minutes Per Game (250 ranked) | -- | -- | -- | -- |
| Offensive Rebounds Per Game (248 ranked) | Daniel Gafford | 68 | 4 | 2.84 |
| Points Per Game (248 ranked) | Daniel Gafford | 194 | 6 | 16.2 |
| Rebounds Per Game (250 ranked) | Daniel Gafford | 40 | 2 | 9.2 |
| Steals Per Game (246 ranked) | Isaiah Joe | 169 | 7 | 1.58 |
| Three-Point Field Goals Per Game (250 ranked) | Isaiah Joe | 14 | 1 | 3.58 |
| | Mason Jones | 211 | 7 | 2.21 |
| Three-Point Field-Goal Percentage (133 ranked) | Isaiah Joe | 31 | 2 | 43.3 |
| Total 3-point FGM (240 ranked) | Isaiah Joe | 20 | 1 | 68 |
| Total Assists (249 ranked) | Jalen Harris | 25 | 3 | 118 |
| Total Blocks (223 ranked) | Daniel Gafford | 58 | 9 | 36 |
| | Reggie Chaney | 125 | 15 | 26 |
| Total Field Goal Attempts (247 ranked) | -- | -- | -- | -- |
| Total Field Goals Made (249 ranked) | Daniel Gafford | 134 | 2 | 120 |
| Total Minutes (250 ranked) | -- | -- | -- | -- |
| Total Points (250 ranked) | -- | -- | -- | -- |
| Total Rebounds (245 ranked) | Daniel Gafford | 60 | 2 | 174 |
| Total Steals (240 ranked) | Isaiah Joe | 183 | 6 | 30 |
| Triple Doubles (2 ranked) | -- | -- | -- | -- |

Versus 2018-19 Opponents

NON-CONFERENCE

| SCHOOL | GMS PLAYED | SERIES RECORD | H | A | N | LAST MEETING |
|------------------|------------|------------------------|-------|-------|------|----------------------------|
| AUSTIN PEAY | 4 | ARKANSAS LEADS, 4-0 | 4-0 | - | - | H - W, 76-65 (12/28/18) |
| UC DAVIS | 2 | ARKANSAS LEADS, 2-0 | 2-0 | - | - | H - W, 81-58 (11/12/18) |
| COLORADO STATE | 2 | ARKANSAS LEADS, 2-0 | 1-0 | 1-0 | - | A - W, 98-74 (12/05/18) |
| FIU | 1 | ARKANSAS LEADS, 1-0 | 1-0 | - | - | H - W, 121-89 (12/01/18) |
| GEORGIA TECH | 6 | ARKANSAS TRAILS, 1-5 | 0-1 | 0-2 | 1-2 | H - L, 65-69 (12/19/18) |
| INDIANA | 3 | ARKANSAS LEADS, 2-1 | 1-0 | 0-1 | 1-0 | H - W, 73-72 (11/18/18) |
| MONTANA STATE | 1 | ARKANSAS LEADS, 1-0 | 1-0 | - | - | H - W, 90-68 (11/21/18) |
| TEXAS | 155 | ARKANSAS LEADS, 87-68 | 46-21 | 27-43 | 14-4 | N - L, 73-71 OT (11/09/18) |
| UT ARLINGTON | 8 | ARKANSAS LEADS, 8-0 | 6-0 | 1-0 | 1-0 | H - W, 78-60 (11/23/18) |
| UT SAN ANTONIO | 6 | ARKANSAS LEADS, 6-0 | 3-0 | 1-0 | 2-0 | H - W, 79-67 (12/15/18) |
| TEXAS STATE | 4 | ARKANSAS LEADS, 4-0 | 4-0 | - | - | H - W, 73-70 (12/22/18) |
| TEXAS TECH | 79 | ARKANSAS TRAILS, 39-40 | 24-11 | 11-24 | 4-5 | A - L, 64-67 (01/26/19) |
| WESTERN KENTUCKY | 7 | ARKANSAS LEADS, 4-3 | 0-2 | 0-1 | 4-0 | H - L, 77-78 (12/08/18) |

SOUTHEASTERN CONFERENCE

| SCHOOL | GMS PLAYED | SERIES RECORD | H | A | N | LAST MEETING |
|-------------------|------------|------------------------|-------|-------|------|-----------------------------|
| ALABAMA | 61 | ARKANSAS LEADS, 33-28 | 18-6 | 7-20 | 8-2 | A - W, 76-73 (02/24/18) |
| • SEC ONLY | 51 | ARKANSAS LEADS, 27-24 | | | | |
| AUBURN | 52 | ARKANSAS LEADS, 34-18 | 21-5 | 12-13 | 1-1 | H - W, 91-82 (02/27/18) |
| • SEC ONLY | 51 | ARKANSAS LEADS, 34-17 | | | | |
| FLORIDA | 36 | ARKANSAS TRAILS, 12-24 | 8-7 | 2-13 | 2-4 | H - L, 57-51 (01/09/19) |
| • SEC ONLY | 36 | ARKANSAS TRAILS, 12-24 | | | | |
| GEORGIA | 37 | ARKANSAS LEADS, 22-15 | 10-3 | 6-9 | 6-3 | A - W, 80-77 2OT (01/23/18) |
| • SEC ONLY | 37 | ARKANSAS LEADS, 22-15 | | | | |
| KENTUCKY | 42 | ARKANSAS TRAILS, 11-31 | 7-7 | 3-14 | 1-10 | H - L, 72-87 (02/20/18) |
| • SEC ONLY | 37 | ARKANSAS TRAILS, 11-26 | | | | |
| LSU | 66 | ARKANSAS LEADS, 35-31 | 19-8 | 11-17 | 5-6 | H - L, 88-94 (01/12/19) |
| • SEC ONLY | 57 | ARKANSAS LEADS, 31-26 | | | | |
| OLE MISS | 80 | ARKANSAS LEADS, 47-33 | 15-11 | 8-20 | 24-2 | A - L, 67-84 (01/19/19) |
| • SEC ONLY | 52 | ARKANSAS TRAILS, 25-27 | | | | |
| MISSISSIPPI STATE | 61 | ARKANSAS LEADS, 33-28 | 21-6 | 7-21 | 5-1 | A - L, 75-78 (01/02/18) |
| • SEC ONLY | 52 | ARKANSAS LEADS, 27-25 | | | | |
| MISSOURI | 50 | ARKANSAS LEADS, 27-23 | 16-9 | 10-14 | 1-0 | H - W, 72-60 (01/23/19) |
| • SEC ONLY | 13 | ARKANSAS LEADS, 8-5 | | | | |
| SOUTH CAROLINA | 33 | ARKANSAS LEADS, 20-13 | 11-4 | 6-7 | 3-2 | N - W, 69-64 (03/08/18) |
| • SEC ONLY | 33 | ARKANSAS LEADS, 20-13 | | | | |
| TENNESSEE | 41 | ARKANSAS TRAILS, 20-21 | 10-4 | 4-12 | 6-5 | A - L, 87-106 (01/15/19) |
| • SEC ONLY | 37 | ARKANSAS TRAILS, 17-20 | | | | |
| TEXAS A&M | 158 | ARKANSAS LEADS, 103-55 | 57-14 | 39-37 | 7-4 | A - W, 73-71 (01/05/19) |
| • SEC ONLY | 11 | ARKANSAS LEADS, 7-4 | | | | |
| VANDERBILT | 36 | ARKANSAS LEADS, 24-12 | 14-3 | 6-8 | 4-1 | H - W, 72-54 (02/10/18) |
| • SEC ONLY | 33 | ARKANSAS LEADS, 22-11 | | | | |

Did You Know...

IN 16 YEARS AS A HEAD COACH, MIKE ANDERSON'S TEAMS HAVE:

- RANKED AMONG THE NCAA TOP 30 IN STEALS 13 TIMES, INCLUDING FIRST FOUR TIMES AND 8 TIMES IN THE TOP 10.
- RANKED AMONG THE NCAA TOP 30 IN TURNOVER MARGIN 9 TIMES, INCLUDING FIVE TIMES IN THE TOP 5.
- RANKED AMONG THE NCAA TOP 30 IN ASSISTS PER GAME 7 TIMES, INCLUDING FIRST ONCE.
- RANKED AMONG THE NCAA TOP 30 IN SCORING OFFENSE 7 TIMES.
- RANKED AMONG THE NCAA TOP 30 IN BLOCKED SHOTS PER GAME 6 TIMES OVER THE 8 SEASONS.
- RANKED AMONG THE NCAA TOP 30 IN ASSIST-TO-TURNOVER RATIO 6 TIMES OVER THE LAST 11 SEASONS.

NOTE: NOT ALL ABOVE STATS WERE KEPT BY NCAA EVERY YEAR



0 DESI SILLS

G, Fr., 6-2, 196 | Jonesboro, Ark. / Jonesboro HS

• Name is pronounced Dez-ee

2018-19 (Fr.) HIGHLIGHTS:

- First sub off the bench (solo or tied) in 12 of the first 19 games.
- Among those without a start, leads the team in minutes off the bench (15.4).
- Established then career-highs in scoring in four straight games: 7 vs FIU, 8 at Colorado State, 9 vs Western Kentucky and 9 again versus UTSA.
- As part of his nine points versus Western Kentucky, scored six straight over two minutes in the second half to tie the game at 62-62 (8:35 mark) and made a free throw to tie game at 70-70 with 4:32 left.
- Although he did not score in the win over Austin Peay, he was one of the top-graded players for the game ... Played a season-high 24 minutes, had five assists, two rebounds and tied a season-high with two steals ... Added three deflections.
- Had break-out game in the win at Texas A&M, scoring a career-high 14 points ... 13 of those points came in the first half, including eight straight at one spell, to lead the Razorbacks to a 33-32 halftime lead.
- Had five assists and no turnovers in 18 minutes versus LSU.



#0 DESI SILLS 2018-19 GAME STATS

| Opponent | Date | GS | Min | FG | FGA | Pct | 3FG | 3A | Pct | FT | FTA | Pct | O | D | Tot | Avg | PF | FO | A | TO | Blk | Stl | Pts | Avg |
|-------------------|----------|----|-----|----|-------|------|-----|-------|------|--------|------|------|---|-----|-----|-----|----|----|----|----|-----|-----|-----|-----|
| vs Texas | 11/09/18 | 16 | 1 | 2 | .500 | 1 | 1 | 1.000 | 0 | 0 | .000 | 0 | 1 | 1 | 1.0 | 2 | 0 | 0 | 0 | 0 | 0 | 0 | 3 | 3.0 |
| UC DAVIS | 11/12/18 | 15 | 1 | 2 | .500 | 0 | 0 | .000 | 0 | 0 | .000 | 0 | 1 | 1 | 1.0 | 4 | 0 | 0 | 2 | 0 | 0 | 0 | 2 | 2.5 |
| INDIANA | 11/18/18 | 11 | 0 | 2 | .000 | 0 | 1 | .000 | 2 | 21.000 | 0 | 1 | 1 | 1.0 | 1 | 0 | 2 | 1 | 0 | 1 | 1 | 2 | 2.3 | |
| MONTANA STATE | 11/21/18 | 16 | 2 | 5 | .400 | 1 | 4 | .250 | 0 | 1 | .000 | 0 | 1 | 1 | 1.0 | 3 | 0 | 5 | 1 | 0 | 2 | 5 | 3.0 | |
| UT ARLINGTON | 11/23/18 | 15 | 1 | 3 | .333 | 0 | 2 | .000 | 1 | 3 | .333 | 1 | 0 | 1 | 1.0 | 1 | 0 | 2 | 4 | 0 | 1 | 3 | 3.0 | |
| FIU | 12/01/18 | 19 | 3 | 4 | .750 | 0 | 1 | .000 | 1 | 2 | .500 | 1 | 2 | 3 | 1.3 | 3 | 0 | 6 | 3 | 0 | 1 | 7 | 3.7 | |
| at Colorado State | 12/05/18 | 16 | 2 | 3 | .667 | 2 | 3 | .667 | 2 | 21.000 | 0 | 1 | 1 | 1.3 | 3 | 0 | 2 | 0 | 0 | 0 | 8 | 4.3 | | |
| WESTERN KENTUCKY | 12/08/18 | 16 | 4 | 6 | .667 | 0 | 2 | .000 | 1 | 2 | .500 | 0 | 2 | 2 | 1.4 | 1 | 0 | 0 | 0 | 0 | 1 | 9 | 4.9 | |
| vs UTSA | 12/15/18 | 18 | 2 | 4 | .500 | 1 | 2 | .500 | 4 | 41.000 | 0 | 1 | 1 | 1.3 | 1 | 0 | 0 | 1 | 0 | 1 | 9 | 5.3 | | |
| GEORGIA TECH | 12/19/18 | 11 | 2 | 3 | .667 | 2 | 2 | 1.000 | 0 | 0 | .000 | 1 | 1 | 2 | 1.4 | 1 | 0 | 0 | 3 | 0 | 0 | 6 | 5.4 | |
| TEXAS STATE | 12/22/18 | 16 | 0 | 0 | .000 | 0 | 0 | .000 | 0 | 0 | .000 | 0 | 0 | 0 | 1.3 | 2 | 0 | 2 | 1 | 0 | 0 | 0 | 4.5 | |
| AUSTIN PEAY | 12/28/18 | 24 | 0 | 3 | .000 | 0 | 1 | .000 | 0 | 1 | .000 | 1 | 2 | 3 | 1.4 | 3 | 0 | 5 | 2 | 0 | 2 | 0 | 4.5 | |
| at Texas A&M | 01/05/19 | 18 | 5 | 9 | .556 | 3 | 6 | .500 | 1 | 2 | .500 | 1 | 0 | 1 | 1.4 | 3 | 0 | 1 | 3 | 0 | 0 | 14 | 5.2 | |
| FLORIDA | 01/09/19 | 18 | 0 | 3 | .000 | 0 | 2 | .000 | 0 | 0 | .000 | 0 | 0 | 0 | 1.3 | 3 | 0 | 0 | 2 | 0 | 0 | 0 | 4.9 | |
| LSU | 01/12/19 | 18 | 0 | 4 | .000 | 0 | 2 | .000 | 0 | 1 | .000 | 0 | 1 | 1 | 1.3 | 1 | 0 | 5 | 0 | 0 | 0 | 0 | 4.5 | |
| at Tennessee | 01/15/19 | 10 | 1 | 1 | 1.000 | 0 | 0 | .000 | 0 | 0 | .000 | 0 | 0 | 0 | 1.2 | 1 | 0 | 1 | 0 | 0 | 0 | 2 | 4.4 | |
| at Ole Miss | 01/19/19 | 7 | 0 | 0 | .000 | 0 | 0 | .000 | 2 | 21.000 | 0 | 0 | 0 | 1.1 | 1 | 0 | 0 | 3 | 0 | 0 | 2 | 4.2 | | |
| MISSOURI | 01/23/19 | 20 | 3 | 5 | .600 | 0 | 0 | .000 | 2 | 3 | .667 | 2 | 1 | 3 | 1.2 | 3 | 0 | 1 | 3 | 0 | 1 | 8 | 4.4 | |
| at Texas Tech | 01/26/19 | 8 | 0 | 1 | .000 | 0 | 1 | .000 | 1 | 2 | .500 | 0 | 2 | 2 | 1.3 | 1 | 0 | 0 | 2 | 0 | 0 | 1 | 4.3 | |
| Totals | | 0 | 292 | 27 | 60 | .450 | 10 | 30 | .333 | 17 | 27 | .630 | 7 | 17 | 24 | 1.3 | 38 | 0 | 32 | 31 | 0 | 10 | 81 | 4.3 |

Assists/game: 1.7
Turnovers/game: 1.6
Assist/turnover ratio: 1.0
Steals/game: 0.5

DESI SILLS CAREER STATISTICS

| Year | GP | GS | Min | Avg | FG | FGA | Pct | 3FG | 3FGA | Pct | FT | FTA | Pct | Off | Def | Tot | Avg | PF | FO | Ast | TO | Blk | Stl | Pts | Avg |
|---------|----|----|-----|------|----|-----|------|-----|------|------|----|-----|------|-----|-----|-----|-----|----|----|-----|----|-----|-----|-----|-----|
| 2018-19 | 19 | 0 | 292 | 15.4 | 27 | 60 | .450 | 10 | 30 | .333 | 17 | 27 | .630 | 7 | 17 | 24 | 1.3 | 38 | 0 | 32 | 31 | 0 | 10 | 81 | 4.3 |

• PERSONAL BESTS •

POINTS

Season: 14 at Texas A&M (01/05/19) SEC: 14 at Texas A&M (01/05/19)
Career: -- SEC: --

FIELD GOALS MADE

Season: 5 at Texas A&M (01/05/19) SEC: 5 at Texas A&M (01/05/19)
Career: -- SEC: --

FIELD GOALS ATTEMPTED

Season: 9 at Texas A&M (01/05/19) SEC: 9 at Texas A&M (01/05/19)
Career: -- SEC: --

3-POINT FIELD GOALS MADE

Season: 3 at Texas A&M (01/05/19) SEC: 3 at Texas A&M (01/05/19)
Career: -- SEC: --

3-POINT FG ATTEMPTS

Season: 6 at Texas A&M (01/05/19) SEC: 6 at Texas A&M (01/05/19)
Career: -- SEC: --

FREE THROWS MADE

Season: 4 vs. UTSA (21/15/18) SEC: 2 vs. Missouri (01/23/19)
Career: -- SEC: --

FREE THROWS ATTEMPTED

Season: 4 vs. UTSA (21/15/18) SEC: 3 vs. Missouri (01/23/19)
Career: -- SEC: --

REBOUNDS

Season: 3 (3x), last vs. Missouri (01/23/19) SEC: 3 vs. Missouri (01/23/19)
Career: -- SEC: --

ASSISTS

Season: 5 vs. FIU (12/01/18) SEC: 5 vs. LSU (01/12/19)
Career: -- SEC: --

STEALS

Season: 2 (2x), last vs. APSU (12/28/18) SEC: --
Career: -- SEC: --

BLOCKED SHOTS

Season: -- SEC: --
Career: -- SEC: --

MINUTES

Season: 24 vs. Austin Peay (12/28/18) SEC: 18 (3x), last vs. LSU (01/12/19)
Career: -- SEC: --



1 ISAIAH JOE

G, Fr., 6-5, 167 | Fort Smith, Ark. / Fort Smith Northside HS

NAMED SEC PLAYER OF THE WEEK (Dec. 3) ... 34 points and made 10-of-13 3-pointers vs. FIU.

• **14th in the NCAA in 3PT FG made (3.58)**

• Leads the SEC in 3PT FG Made (3.58) & total 3's made (68); 2nd in 3PTFG% (.433)

• Scored double digits in each of the first 13 games and 15 of 18.

• Has led the team in scoring in five times

34 vs FIU | 19 vs WKU | 21 vs UTSA | 23 at Tennessee | 23 vs. Missouri

• Leads the team by taking 14 charges.

• **Among all NCAA frosh: 2nd in 3-pt FG % (.433 - leader .435); 2nd in 3's Made**

IN THE NCAA / SEC

• 14th in NCAA
• 20th in NCAA
• 31st in NCAA
• 50th in NCAA
• 169th in NCAA
--

1st in SEC
1st in SEC
2nd in SEC
2nd in SEC
7th in SEC
10th in SEC

3-pt FG made (3.58/gm)
3-pt made (68 made)
3-pt FG% (.433)
3-pt FG attempts (157)
Steals (1.58 ppg)
Scoring (14.4)

2nd among NCAA Frosh (Antoine Davis - Detroit Mercy, NCAA-best 4.80)
2nd among NCAA Frosh (Antoine Davis - Detroit Mercy, NCAA-best 96)
2nd among NCAA Frosh (Cameron Tyson - Idaho; .435)

2nd among SEC Frosh (Keldon Johnson - Kentucky; 14.6)

2018-19 (Fr.) HIGHLIGHTS:

- Making 3.58 3-pointers per game to rank 7th in the NCAA ... At that pace, he would finish with 114 3's made and break the Arkansas single-season mark of 102, set by Scotty Thurman in 1994-95.
- Scored 17 in his collegiate debut versus Texas, making 5-of-8 from 3-point range.
- Struggled early versus UC Davis, but finished with 14 points with five rebounds and three steals.
- Versus Montana State, was just 2-of-10 from 3-point range, he posted season-bests in assists (5) and steals (5).
- **Named SEC Player of the Week (12/3)** ... Scored 34 points - 17 in each half - and made 10-of-13 shots from 3-point range to lead the Razorbacks to a 121-89 victory over FIU ... The 34 points are second (tied) on the Arkansas all-time list for most points by a freshman ... Is just the fourth Razorback (fifth time in school history) and just the 10th player in SEC history (11th time in league history) to make at least 10 in a game. ... After FIU trimmed its deficit to four (24-20) at 8:29 in the first half, Joe drained a 3-pointer and scored 14 points over the next 4:37 to put Arkansas up 20 ... Made six straight attempts and finished the game making 9-of-his-last-10 from long distance.
- Scored game-high 21 points versus UTSA, making 5-of-6 from 3-point range and was 6-of-6 at the line inside the final minute ... Only got one rebound, but it proved key ... On a missed Arkansas free throw, Joe got the rebound and was intentionally fouled ... Made those two free throws and two more on the ensuing possession to put the Razorbacks up 10 with 27 seconds left.
- Double-digit streak nearly ended vs. Texas State, but he was 7-of-8 from the free throw line with a 3-pointer to score 10 ... Was 6-of-7 at the line inside the final minute.
- Got off to a hot start versus Austin Peay, making 4-of-5 from 3-point range and scoring 12 of his 15 points.
- Broke out of a 2-for-10 dry spell from 3-point range over two games to lead the Hogs with 23 points at #3 Tennessee, making 7-of-13 from 3-point range ... Added four rebounds and two steals.
- He and Missouri's Mark Smith (the two rank 1-2 in SEC 3-point shooting) did not disappoint ... Joe was 7-of-12 from 3-point range and Smith was 6-of-11, scoring 23 and 22 respectively. ... Joe added three steals

#1 ISAIAH JOE 2018-19 GAME STATS

| Opponent | Date | GS | Min | FG FGA | Pct | 3FG 3A | Pct | FT FTA | Pct | O | D | Tot | Avg | PF | FO | A | TO | Blk | Stl | Pts | Avg | | | | |
|-------------------|----------|----|-----|--------|-----|--------|------|--------|------|------|----|-------|------|----|----|-----|-----|-----|-----|-----|-----|----|------|------|------|
| vs Texas | 11/09/18 | * | 34 | 6 | 10 | .600 | 5 | 8 | .625 | 0 | 0 | .000 | 0 | 2 | 2 | 2.0 | 4 | 0 | 1 | 0 | 0 | 17 | 17.0 | | |
| UC DAVIS | 11/12/18 | * | 27 | 4 | 7 | .571 | 2 | 5 | .400 | 4 | 6 | .667 | 1 | 4 | 5 | 3.5 | 1 | 0 | 2 | 3 | 0 | 3 | 14 | 15.5 | |
| INDIANA | 11/18/18 | * | 33 | 5 | 15 | .333 | 3 | 11 | .273 | 0 | 0 | .000 | 0 | 2 | 2 | 3.0 | 0 | 3 | 1 | 0 | 1 | 13 | 14.7 | | |
| MONTANA STATE | 11/21/18 | * | 27 | 4 | 13 | .308 | 2 | 10 | .200 | 0 | 0 | .000 | 1 | 2 | 3 | 3.0 | 1 | 0 | 5 | 2 | 0 | 5 | 10 | 13.5 | |
| UT ARLINGTON | 11/23/18 | * | 26 | 3 | 9 | .333 | 2 | 5 | .400 | 2 | 21 | 0.000 | 1 | 2 | 3 | 3.0 | 3 | 0 | 3 | 1 | 0 | 1 | 10 | 12.8 | |
| FIU | 12/01/18 | * | 28 | 11 | 14 | .786 | 10 | 13 | .769 | 2 | 21 | 0.000 | 0 | 1 | 1 | 2.7 | 2 | 0 | 3 | 1 | 0 | 0 | 34 | 16.3 | |
| at Colorado State | 12/05/18 | * | 23 | 5 | 12 | .417 | 4 | 9 | .444 | 0 | 0 | .000 | 1 | 1 | 2 | 2.6 | 3 | 0 | 1 | 1 | 0 | 0 | 14 | 16.0 | |
| WESTERN KENTUCKY | 12/08/18 | * | 31 | 6 | 13 | .462 | 5 | 10 | .500 | 2 | 5 | .400 | 0 | 3 | 3 | 2.6 | 0 | 0 | 1 | 0 | 0 | 1 | 19 | 16.4 | |
| vs UTSA | 12/15/18 | * | 30 | 5 | 9 | .556 | 5 | 6 | .833 | 6 | 61 | 0.000 | 1 | 0 | 1 | 2.4 | 2 | 0 | 0 | 3 | 0 | 1 | 21 | 16.9 | |
| GEORGIA TECH | 12/19/18 | * | 31 | 5 | 17 | .294 | 3 | 12 | .250 | 0 | 0 | .000 | 1 | 2 | 3 | 2.5 | 0 | 0 | 3 | 2 | 0 | 0 | 13 | 16.5 | |
| TEXAS STATE | 12/22/18 | * | 30 | 1 | 6 | .167 | 1 | 5 | .200 | 7 | 8 | .875 | 1 | 2 | 3 | 2.5 | 2 | 0 | 0 | 0 | 0 | 3 | 10 | 15.9 | |
| AUSTIN PEAY | 12/28/18 | * | 21 | 4 | 9 | .444 | 4 | 7 | .571 | 3 | 5 | .600 | 0 | 0 | 0 | 2.3 | 4 | 0 | 1 | 1 | 0 | 5 | 15 | 15.8 | |
| at Texas A&M | 01/05/19 | * | 27 | 3 | 8 | .375 | 3 | 7 | .429 | 2 | 4 | .500 | 0 | 2 | 2 | 2.3 | 2 | 0 | 1 | 1 | 0 | 1 | 11 | 15.5 | |
| FLORIDA | 01/09/19 | * | 35 | 2 | 10 | .200 | 2 | 9 | .222 | 0 | 1 | .000 | 0 | 3 | 3 | 2.4 | 2 | 0 | 3 | 3 | 1 | 1 | 6 | 14.8 | |
| LSU | 01/12/19 | * | 34 | 2 | 5 | .400 | 0 | 1 | .000 | 1 | 2 | .500 | 2 | 3 | 5 | 2.5 | 4 | 0 | 2 | 2 | 0 | 1 | 5 | 14.1 | |
| at Tennessee | 01/15/19 | * | 30 | 7 | 15 | .467 | 7 | 13 | .538 | 2 | 21 | 0.000 | 2 | 2 | 4 | 2.6 | 1 | 0 | 0 | 0 | 0 | 2 | 23 | 14.7 | |
| at Ole Miss | 01/19/19 | * | 33 | 4 | 11 | .364 | 3 | 9 | .333 | 0 | 0 | .000 | 2 | 3 | 5 | 2.8 | 0 | 0 | 1 | 0 | 0 | 0 | 11 | 14.5 | |
| MISSOURI | 01/23/19 | * | 33 | 8 | 13 | .615 | 7 | 12 | .583 | 0 | 0 | .000 | 0 | 1 | 1 | 2.7 | 2 | 0 | 2 | 2 | 0 | 3 | 23 | 14.9 | |
| at Texas Tech | 01/26/19 | * | 29 | 1 | 6 | .167 | 0 | 5 | .000 | 3 | 31 | 0.000 | 0 | 0 | 0 | 2.5 | 2 | 0 | 1 | 1 | 0 | 2 | 5 | 14.4 | |
| Totals | | | 19 | 562 | 86 | 202 | .426 | 68 | 157 | .433 | 34 | 46 | .739 | 13 | 35 | 48 | 2.5 | 35 | 0 | 32 | 25 | 1 | 30 | 274 | 14.4 |

Assists/game: 1.7
Turnovers/game: 1.3
Assist/turnover ratio: 1.3
Steals/game: 1.6
Blocks/game: 0.1



• PERSONAL BESTS •

POINTS

Season: 34 vs. FIU (12/01/18) SEC: 23 (2x), last vs. Mizzou (01/23/19)
Career: -- SEC: --

FIELD GOALS MADE

Season: 11 vs. FIU (12/01/18) SEC: 8 vs. Missouri (01/23/19)
Career: -- SEC: --

FIELD GOALS ATTEMPTED

Season: 17 vs. Ga Tech (12/19/18) SEC: 15 at Tennessee (01/15/19)
Career: -- SEC: --

3-POINT FIELD GOALS MADE

Season: 10 vs. FIU (12/01/18) SEC: (2x), last vs. Mizzou (01/23/19)
Career: -- SEC: --

3-POINT FG ATTEMPTS

Season: 13 vs. FIU (12/01/18) SEC: 13 at Tennessee (01/15/19)
Career: -- SEC: --

FREE THROWS MADE

Season: 7 vs. Texas State (12/22/18) SEC: 2 (2x), last at Tenn. (01/15/19)
Career: -- SEC: --

FREE THROWS ATTEMPTED

Season: 8 vs. Texas State (12/22/18) SEC: 4 at Texas A&M (01/05/19)
Career: -- SEC: --

REBOUNDS

Season: 5 (3x), last at Ole Miss (01/19/19) SEC: 5 (2x), last at Ole Miss (01/19/19)
Career: -- SEC: --

ASSISTS

Season: 5 vs. Montana State (11/21/18) SEC: 3 vs. Florida (01/09/19)
Career: -- SEC: --

STEALS

Season: 5 (2x), last vs. APSU (2/28/18) SEC: 3 vs. Missouri (01/23/19)
Career: -- SEC: --

BLOCKED SHOTS

Season: 1 vs. Florida (01/09/19) SEC: 1 vs. Florida (01/09/19)
Career: -- SEC: --

MINUTES

Season: 35 vs. Florida (01/09/19) SEC: 35 vs. Florida (01/09/19)
Career: -- SEC: --

ISAIAH JOE CAREER STATISTICS

| Year | GP | GS | Min | Avg | FG | FGA | Pct | 3FG | 3FGA | Pct | FT | FTA | Pct | Off | Def | Tot | Avg | PF | FO | Ast | TO | Blk | Stl | Pts | Avg |
|---------|----|----|-----|------|----|-----|------|-----|------|------|----|-----|------|-----|-----|-----|-----|----|----|-----|----|-----|-----|-----|------|
| 2018-19 | 19 | 19 | 562 | 29.6 | 86 | 202 | .426 | 68 | 157 | .433 | 34 | 46 | .739 | 13 | 35 | 48 | 2.5 | 35 | 0 | 32 | 25 | 1 | 30 | 274 | 14.4 |



2 ADRIO BAILEY

F, Jr., 6-6, 222 | Campti, La. / Lakeview HS

- Name is pronounced A-Dree-O (with a long A)
- Voted team tri-captain for the 2018-19 season
- Represents Arkansas on the SEC Men's Basketball Leadership Council

2018-19 (Jr.) HIGHLIGHTS:

- Second on the team with 60 deflections, including eight at Colorado State, seven versus FIU, six versus Western Kentucky and five each versus UC Davis and UT Arlington.

- Set a career-highs in points (20), free throws made (9) and free throws attempted (11) in the win over UC Davis ... Helped put the game out of reach, scoring eight (with six free throws) inside the final five minutes during a 22-1 run ... Also attempted and later made his first career 3-pointer.

- Was perfect from the field (5-for-5) versus Montana State in scoring 10 points.
- Had season-high and tied career high with three steals versus UTA, adding 14 pts (making 6-of-8 FT) and 5 rebs.
- Posted a career-high eight rebounds at Colorado State, adding three assists and two blocked shots.
- Only made two baskets in eight minutes versus Austin Peay, but both were dunks to start second half and set the stage for a high-energy period.
- Versus LSU, scored eight points and had three assists, tying a career high ... Had a big two-minute spurt in the second half when LSU threatened to take complete control of the game, Bailey scored six points and had two rebounds to keep the Tigers within striking distance with 11 minutes to left in regulation.
- Took a career-high nine shots at #3 Tennessee, making three and scoring seven points.
- Scored eight points (3-of-4 shooting from the field and 2-of-4 from FT line) at #13 Texas Tech.



#2 ADRIO BAILEY 2018-19 GAME STATS

| Opponent | Date | GS | Min | FG | FGA | Pct | 3FG | 3A | Pct | FT | FTA | Pct | O | D | Tot | Avg | PF | FO | A | TO | Blk | Stl | Pts | Avg | |
|-------------------|----------|----|-----|-----|-----|-------|------|----|------|------|-----|-------|------|----|-----|-----|-----|----|---|----|-----|-----|-----|------|-----|
| vs Texas | 11/09/18 | * | 35 | 4 | 5 | .800 | 0 | 1 | .000 | 0 | 2 | .000 | 0 | 5 | 5 | 5.0 | 3 | 0 | 1 | 1 | 1 | 1 | 8 | 8.0 | |
| UC DAVIS | 11/12/18 | * | 26 | 5 | 8 | .625 | 1 | 2 | .500 | 9 | 11 | .818 | 0 | 4 | 4 | 4.5 | 2 | 0 | 2 | 0 | 0 | 2 | 20 | 14.0 | |
| INDIANA | 11/18/18 | * | 25 | 2 | 7 | .286 | 0 | 1 | .000 | 0 | 0 | .000 | 0 | 1 | 1 | 3.3 | 3 | 0 | 1 | 0 | 0 | 1 | 4 | 10.7 | |
| MONTANA STATE | 11/21/18 | * | 19 | 5 | 5 | 1.000 | 0 | 0 | .000 | 0 | 0 | .000 | 2 | 1 | 3 | 3.3 | 4 | 0 | 2 | 0 | 1 | 0 | 10 | 10.5 | |
| UT ARLINGTON | 11/23/18 | * | 24 | 4 | 6 | .667 | 0 | 0 | .000 | 6 | 8 | .750 | 2 | 3 | 5 | 3.6 | 2 | 0 | 1 | 1 | 2 | 3 | 14 | 11.2 | |
| FIU | 12/01/18 | * | 16 | 4 | 6 | .667 | 0 | 0 | .000 | 2 | 4 | .500 | 0 | 5 | 5 | 3.8 | 5 | 1 | 1 | 0 | 4 | 1 | 10 | 11.0 | |
| at Colorado State | 12/05/18 | * | 28 | 5 | 7 | .714 | 0 | 0 | .000 | 0 | 2 | .000 | 2 | 6 | 8 | 4.4 | 1 | 0 | 3 | 2 | 2 | 1 | 10 | 10.9 | |
| WESTERN KENTUCKY | 12/08/18 | * | 26 | 0 | 4 | .000 | 0 | 0 | .000 | 0 | 2 | .000 | 1 | 4 | 5 | 4.5 | 4 | 0 | 0 | 1 | 1 | 0 | 0 | 9.5 | |
| vs UTSA | 12/15/18 | * | 13 | 1 | 5 | .200 | 0 | 0 | .000 | 0 | 0 | .000 | 0 | 3 | 3 | 4.3 | 4 | 0 | 0 | 2 | 2 | 0 | 2 | 8.7 | |
| GEORGIA TECH | 12/19/18 | * | 11 | 0 | 4 | .000 | 0 | 0 | .000 | 0 | 0 | .000 | 2 | 0 | 2 | 4.1 | 1 | 0 | 0 | 1 | 0 | 1 | 0 | 7.8 | |
| TEXAS STATE | 12/22/18 | | 11 | 0 | 3 | .000 | 0 | 1 | .000 | 0 | 0 | .000 | 1 | 2 | 3 | 4.0 | 3 | 0 | 0 | 2 | 0 | 0 | 0 | 7.1 | |
| AUSTIN PEAY | 12/28/18 | * | 8 | 2 | 3 | .667 | 0 | 0 | .000 | 1 | 2 | .500 | 0 | 1 | 1 | 3.8 | 3 | 0 | 0 | 1 | 0 | 0 | 5 | 6.9 | |
| at Texas A&M | 01/05/19 | * | 25 | 2 | 7 | .286 | 0 | 0 | .000 | 1 | 3 | .333 | 2 | 3 | 5 | 3.8 | 1 | 0 | 0 | 0 | 0 | 0 | 5 | 6.8 | |
| FLORIDA | 01/09/19 | * | 21 | 2 | 8 | .250 | 0 | 0 | .000 | 0 | 0 | .000 | 1 | 4 | 5 | 3.9 | 3 | 0 | 0 | 0 | 1 | 2 | 4 | 6.6 | |
| LSU | 01/12/19 | * | 15 | 3 | 7 | .429 | 0 | 0 | .000 | 2 | 2 | 1.000 | 1 | 2 | 3 | 3.9 | 0 | 0 | 3 | 0 | 1 | 0 | 8 | 6.7 | |
| at Tennessee | 01/15/19 | * | 25 | 3 | 9 | .333 | 0 | 0 | .000 | 1 | 2 | .500 | 1 | 1 | 2 | 3.8 | 5 | 1 | 0 | 5 | 0 | 0 | 7 | 6.7 | |
| at Ole Miss | 01/19/19 | | 10 | 2 | 4 | .500 | 0 | 0 | .000 | 0 | 0 | .000 | 1 | 1 | 2 | 3.6 | 2 | 0 | 2 | 0 | 0 | 0 | 4 | 6.5 | |
| MISSOURI | 01/23/19 | * | 8 | 0 | 2 | .000 | 0 | 0 | .000 | 1 | 2 | .500 | 0 | 0 | 0 | 3.4 | 2 | 0 | 0 | 0 | 0 | 0 | 1 | 6.2 | |
| at Texas Tech | 01/26/19 | * | 24 | 3 | 4 | .750 | 0 | 0 | .000 | 2 | 4 | .500 | 0 | 2 | 2 | 3.4 | 0 | 0 | 0 | 1 | 0 | 2 | 8 | 6.3 | |
| Totals | | | 17 | 370 | 47 | 104 | .452 | 1 | 5 | .200 | 25 | 44 | .568 | 16 | 48 | 64 | 3.4 | 48 | 2 | 17 | 17 | 15 | 14 | 120 | 6.3 |

Assists/game: 0.9
Turnovers/game: 0.9
Assist/turnover ratio: 1.0
Steals/game: 0.7
Blocks/game: 0.8

• PERSONAL BESTS •

POINTS

Season: 20 vs. UC Davis (11/12/18) SEC: 8 vs. LSU (01/12/19)
Career: 20 vs. UC Davis (11/12/18) SEC: 10 at Mississippi State (01/02/18)

FIELD GOALS MADE

Season: 5 (2x), last vs. MSU (11/21/18) SEC: 3 vs. LSU (01/12/19)
Career: 7 (2x), last vs. Samford (11/10/17) SEC: 5 at Mississippi State (01/02/18)

FIELD GOALS ATTEMPTED

Season: 9 at Tennessee (01/15/19) SEC: 9 at Tennessee (01/15/19)
Season: 9 at Tennessee (01/15/19) SEC: 9 at Tennessee (01/15/19)

3-POINT FIELD GOALS MADE

Season: 1 vs. UC Davis (11/12/18) SEC: --
Career: 1 vs. UC Davis (11/12/18) SEC: --

3-POINT FG ATTEMPTS

Season: 2 vs. UC Davis (11/12/18) SEC: --
Career: 2 vs. UC Davis (11/12/18) SEC: --

FREE THROWS MADE

Season: 9 vs. UC Davis (11/12/18) SEC: 2 vs. LSU (01/12/19)
Career: 9 vs. UC Davis (11/12/18) SEC: 2 (2x) vs. LSU (01/12/19)

FREE THROWS ATTEMPTED

Season: 11 vs. UC Davis (11/12/18) SEC: 3 at Texas A&M (01/05/19)
Career: 11 vs. UC Davis (11/12/18) SEC: 6 vs. South Carolina (03/08/18)

REBOUNDS

Season: 8 at Colorado State (21/05/18) SEC: 5 (2x), last vs. Florida (01/09/19)
Career: 8 at Colorado State (21/05/18) SEC: 6 at Mississippi State (01/02/18)

ASSISTS

Season: 3 (2x), last vs. LSU (01/12/19) SEC: 3 vs. LSU (01/12/19)
Career: 3 (3x), last at LSU (01/12/19) SEC: 3 (3x), last vs. LSU (01/12/19)

STEALS

Season: 3 vs. UTA (11/23/18) SEC: 2 vs. Florida (01/09/19)
Career: 3 (2x), last vs. UTA (11/23/18) SEC: 2 (2x), last vs. Florida (01/09/19)

BLOCKED SHOTS

Season: 4 vs. FIU (12/01/18) SEC: 1 vs. Florida (01/09/19)
Career: 5 vs. North Carolina (11/24/17) SEC: 2 vs. Vanderbilt (02/27/17)

MINUTES

Season: 35 vs. Texas (11/09/18) SEC: 25 (2x), last at Tenn. (01/15/19)
Career: 35 vs. Texas (11/09/18) SEC: 25 (2x), last at Tenn. (01/15/19)

ADRIO BAILEY CAREER STATISTICS

| Year | GP | GS | Min | Avg | FG | FGA | Pct | 3FG | 3FGA | Pct | FT | FTA | Pct | Off | Def | Tot | Avg | PF | FO | Ass | TO | Blk | Stl | Pts | Avg |
|---------|----|----|------|------|-----|-----|------|-----|------|------|----|-----|------|-----|-----|-----|-----|-----|----|-----|----|-----|-----|-----|-----|
| 2016-17 | 27 | 2 | 200 | 7.4 | 22 | 39 | .564 | 0 | 0 | .000 | 6 | 19 | .316 | 13 | 22 | 35 | 1.3 | 29 | 0 | 7 | 11 | 7 | 14 | 50 | 1.9 |
| 2017-18 | 31 | 16 | 439 | 14.2 | 53 | 98 | .541 | 0 | 0 | .000 | 20 | 33 | .606 | 29 | 50 | 79 | 2.5 | 59 | 1 | 17 | 18 | 23 | 15 | 126 | 4.1 |
| 2018-19 | 19 | 17 | 370 | 19.5 | 47 | 104 | .452 | 1 | 5 | .200 | 25 | 44 | .568 | 16 | 48 | 64 | 3.4 | 48 | 2 | 17 | 17 | 15 | 14 | 120 | 6.3 |
| TOTAL | 77 | 35 | 1009 | 13.1 | 122 | 241 | .506 | 1 | 5 | .200 | 51 | 96 | .531 | 58 | 120 | 178 | 2.3 | 136 | 3 | 41 | 46 | 45 | 43 | 296 | 3.8 |



5 JALEN HARRIS

G, RSo., 6-2, 166 | Wilson, N.C. / Word of God Christian Acad. / New Mexico

• Voted team tri-captain for the 2018-19 season.

IN THE NCAA/SEC

- 7th in NCAA • **1st in SEC** in assist-to-turnover ratio (3.58) – 118 assists vs 33 turnovers
- 19th in NCAA • 3rd in the SEC in the SEC in assists per game (6.32)
- 25th in NCAA • 3rd in the SEC in total assists (118).

2018-19 (RSo.) HIGHLIGHTS:

- Is handing out 6.32 assists per game to rank 15th in the NCAA ... At that pace, he would finish 200 this season ... The Arkansas single-season record for assists is 219, set by Kareem Reid in 1995-96.

- Dished out four assists in each of the first three games (12 total) of the season ... Since then (six games), has 56 assists with just five turnovers with four double-digit assist games.
- Run started by getting a then career-high 11 assists versus Montana State (with just one turnover) ... Added 11 points against the Bobcats for his first career double-double.
- Had 10 assists, with just one turnover, versus FIU.
- Dished out a career-high 12 assists at Colorado State (with just two turnovers) ... Also had career-high four steals.
- Scored in double figures three times, including a season-high 14 versus UTA (making career-highs 8-of-11 FT).
- Versus Western Kentucky, had seven assists and no turnovers in 37 minutes ... Added 13 points, four rebounds and two steals.
- Tallied second career double-double, getting 11 points and dishing out 10 assists – with zero turnovers – versus UTSA ... Made 7-of-8 from the free throw line.
- Had seven assists and just one turnover vs. Austin Peay ... Made just his second 3-pointer of the season, but it was huge to give Arkansas a 9-point lead with 1:48 left.
- Tied career high with 15 points at Texas A&M – his best in an Arkansas uniform ... Also his first time to lead the team in scoring ... Added nine assists with zero turnovers in 36 minutes of playing time.
- Had his fifth game with no turnovers, playing 32 minutes versus Missouri ... Handed out six assists, scored 10 points and had three steals.
- At #13 Texas Tech, scored 11 points and had three steals ... Made a basket between mid-court and top of the key to give Arkansas a 33-30 lead at the break ... Also hit a layup at the final buzzer to provide 67-64 final score.



#5 JALEN HARRIS 2018-19 GAME STATS

| Opponent | Date | GS | Min | FG | FGA | Pct | 3FG | 3A | Pct | FT | FTA | Pct | O | D | Tot | Avg | PF | FO | A | TO | Blk | Stl | Pts | Avg | |
|-------------------|----------|----|-----|-----|-----|------|------|----|------|------|-----|-------|------|---|-----|-----|-----|----|----|-----|-----|-----|-----|------|-----|
| vs Texas | 11/09/18 | * | 39 | 3 | 12 | .250 | 0 | 5 | .000 | 5 | 6 | .833 | 3 | 2 | 5 | 5.0 | 2 | 0 | 4 | 2 | 0 | 3 | 11 | 11.0 | |
| UC DAVIS | 11/12/18 | * | 28 | 1 | 6 | .167 | 0 | 1 | .000 | 0 | 0 | .000 | 0 | 2 | 2 | 3.5 | 2 | 0 | 4 | 0 | 0 | 1 | 2 | 6.5 | |
| INDIANA | 11/18/18 | * | 25 | 1 | 5 | .200 | 1 | 3 | .333 | 2 | 21 | 0.000 | 0 | 2 | 2 | 3.0 | 3 | 0 | 4 | 2 | 0 | 1 | 5 | 6.0 | |
| MONTANA STATE | 11/21/18 | * | 25 | 4 | 7 | .571 | 1 | 3 | .333 | 2 | 21 | 0.000 | 0 | 2 | 2 | 2.8 | 2 | 0 | 11 | 1 | 0 | 0 | 11 | 7.3 | |
| UT ARLINGTON | 11/23/18 | * | 31 | 3 | 6 | .500 | 0 | 1 | .000 | 8 | 11 | .727 | 0 | 3 | 3 | 2.8 | 1 | 0 | 6 | 1 | 0 | 0 | 14 | 8.6 | |
| FIU | 12/01/18 | * | 26 | 2 | 6 | .333 | 0 | 1 | .000 | 5 | 6 | .833 | 0 | 3 | 3 | 2.8 | 2 | 0 | 10 | 1 | 0 | 0 | 9 | 8.7 | |
| at Colorado State | 12/05/18 | * | 32 | 4 | 8 | .500 | 0 | 2 | .000 | 0 | 0 | .000 | 1 | 4 | 5 | 3.1 | 2 | 0 | 12 | 2 | 0 | 4 | 8 | 8.6 | |
| WESTERN KENTUCKY | 12/08/18 | * | 37 | 6 | 15 | .400 | 0 | 2 | .000 | 1 | 2 | .500 | 1 | 3 | 4 | 3.3 | 1 | 0 | 7 | 0 | 0 | 2 | 13 | 9.1 | |
| vs UTSA | 12/15/18 | * | 34 | 2 | 9 | .222 | 0 | 3 | .000 | 7 | 8 | .875 | 0 | 2 | 2 | 3.1 | 2 | 0 | 10 | 0 | 0 | 0 | 11 | 9.3 | |
| GEORGIA TECH | 12/19/18 | * | 31 | 3 | 7 | .429 | 0 | 3 | .000 | 1 | 11 | 0.000 | 0 | 3 | 3 | 3.1 | 4 | 0 | 4 | 2 | 0 | 1 | 7 | 9.1 | |
| TEXAS STATE | 12/22/18 | * | 26 | 5 | 9 | .556 | 0 | 1 | .000 | 0 | 0 | .000 | 0 | 0 | 0 | 2.8 | 3 | 0 | 1 | 2 | 1 | 1 | 10 | 9.2 | |
| AUSTIN PEAY | 12/28/18 | * | 26 | 1 | 5 | .200 | 1 | 2 | .500 | 4 | 6 | .667 | 1 | 2 | 3 | 2.8 | 2 | 0 | 7 | 1 | 0 | 2 | 7 | 9.0 | |
| at Texas A&M | 01/05/19 | * | 36 | 4 | 9 | .444 | 1 | 3 | .333 | 6 | 11 | .545 | 0 | 3 | 3 | 2.8 | 2 | 0 | 9 | 0 | 0 | 0 | 15 | 9.5 | |
| FLORIDA | 01/09/19 | * | 35 | 1 | 5 | .200 | 0 | 3 | .000 | 0 | 2 | .000 | 0 | 1 | 1 | 2.7 | 2 | 0 | 3 | 3 | 0 | 0 | 2 | 8.9 | |
| LSU | 01/12/19 | * | 32 | 2 | 7 | .286 | 1 | 4 | .250 | 2 | 4 | .500 | 0 | 1 | 1 | 2.6 | 1 | 0 | 6 | 5 | 0 | 0 | 7 | 8.8 | |
| at Tennessee | 01/15/19 | * | 28 | 3 | 7 | .429 | 0 | 1 | .000 | 0 | 2 | .000 | 1 | 2 | 3 | 2.6 | 1 | 0 | 5 | 4 | 0 | 1 | 6 | 8.6 | |
| at Ole Miss | 01/19/19 | * | 30 | 1 | 4 | .250 | 1 | 3 | .333 | 0 | 0 | .000 | 1 | 5 | 6 | 2.8 | 1 | 0 | 7 | 4 | 0 | 1 | 3 | 8.3 | |
| MISSOURI | 01/23/19 | * | 32 | 3 | 7 | .429 | 0 | 2 | .000 | 4 | 41 | 0.000 | 0 | 2 | 2 | 2.8 | 3 | 0 | 6 | 0 | 0 | 3 | 10 | 8.4 | |
| at Texas Tech | 01/26/19 | * | 34 | 4 | 12 | .333 | 1 | 3 | .333 | 2 | 21 | 0.000 | 0 | 1 | 1 | 2.7 | 2 | 0 | 2 | 3 | 1 | 3 | 11 | 8.5 | |
| Totals | | | 19 | 587 | 53 | 146 | .363 | 7 | 46 | .152 | 49 | 69 | .710 | 8 | 43 | 51 | 2.7 | 38 | 0 | 118 | 33 | 2 | 23 | 162 | 8.5 |

Assists/game: 6.2
Turnovers/game: 1.7
Assist/turnover ratio: 3.6
Steals/game: 1.2
Blocks/game: 0.1

• PERSONAL BESTS •

POINTS

Season: 15 at Texas A&M (01/05/19) SEC: 15 at Texas A&M (01/05/19)
Career: 15 (2x), last at TX A&M (01/05/19) SEC: --

FIELD GOALS MADE

Season: 6 vs Western Ky. (12/08/18) SEC: 4 at Texas A&M (01/05/19)
Career: 6 vs Western Ky. (12/08/18) SEC: --

FIELD GOALS ATTEMPTED

Season: 15 vs Western Ky. (12/08/18) SEC: 9 at Texas A&M (01/05/19)
Career: 15 vs Western Ky. (12/08/18) SEC: --

3-POINT FIELD GOALS MADE

Season: 1 (2x) last vs. LSU (01/05/19) SEC: 1 (2x), last vs. LSU (01/12/19)
Career: 1 (12x), last vs. LSU (01/05/19) SEC: --

3-POINT FG ATTEMPTS

Season: 5 vs. Texas (11/09/18) SEC: 3 at Texas A&M (01/05/19)
Career: 5 vs. Texas (11/09/18) SEC: --

FREE THROWS MADE

Season: 8 vs. UTA (11/23/18) SEC: 6 at Texas A&M (01/05/19)
Career: 8 vs. UTA (01/23/18) SEC: --

FREE THROWS ATTEMPTED

Season: 11 (2x) last at TX A&M (01/05/19) SEC: 11 at Texas A&M (01/05/19)
Career: 11 (2x), last at TX A&M (01/05/19) SEC: --

REBOUNDS

Season: 9 vs. FIU (12/01/18) SEC: 6 at Ole Miss (01/19/19)
Career: 9 (2x), last vs. FIU (12/01/18) SEC: --

ASSISTS

Season: 12 at Colorado State (12/05/18) SEC: 9 at Texas A&M (01/05/19)
Career: 12 at Colorado State (12/05/18) SEC: --

STEALS

Season: 4 at Colorado State (12/05/18) SEC: 13 vs. Missouri (01/23/19)
Career: 4 at Colorado State (12/05/18) SEC: --

BLOCKED SHOTS

Season: 1 (2x), last at TX Tech (01/26/19) SEC: --
Career: 1 (5x), last at TX Tech (01/26/19) SEC: --

MINUTES

Season: 39 vs. Texas (11/09/18) SEC: 36 at Texas A&M (01/05/19)
Career: 39 vs. Texas (11/09/18) SEC: --

JALEN HARRIS CAREER STATISTICS

| Year | GP | GS | Min | Avg | FG | FGA | Pct | 3FG | 3FGA | Pct | FT | FTA | Pct | Off | Def | Tot | Avg | PF | FO | Ass | TO | Blk | Stl | Pts | Avg |
|----------------------|----|----|------|------|-----|-----|------|-----|------|------|----|-----|------|-----|-----|-----|-----|-----|----|-----|----|-----|-----|-----|-----|
| 2016-17 * | 31 | 18 | 639 | 20.6 | 47 | 107 | .439 | 7 | 27 | .259 | 38 | 51 | .745 | 2 | 54 | 56 | 1.8 | 64 | 0 | 72 | 40 | 3 | 25 | 139 | 4.5 |
| 2017-18 - Redshirted | | | | | | | | | | | | | | | | | | | | | | | | | |
| 2018-19 | 19 | 19 | 587 | 30.9 | 53 | 146 | .363 | 7 | 46 | .152 | 49 | 69 | .710 | 8 | 43 | 51 | 2.7 | 38 | 0 | 118 | 33 | 2 | 23 | 162 | 8.5 |
| TOTAL | 50 | 37 | 1226 | 24.5 | 100 | 253 | .395 | 14 | 73 | .192 | 87 | 120 | .725 | 10 | 97 | 107 | 2.1 | 102 | 0 | 190 | 73 | 5 | 48 | 301 | 6.0 |

* - 2016-17 stats from/including New Mexico



10 DANIEL GAFFORD

F, So., 6-11, 233 | El Dorado, Ark. / El Dorado HS


- SPORTING NEWS MIDSEASON ALL-AMERICAN
- CITIZEN NAISMITH TROPHY WATCH LIST
- LUTE OLSON AWARD WATCH LIST
- KAREEM ABDUL-JABBAR AWARD WATCH LIST
- PRESEASON 1ST TEAM ALL-SEC MEDIA
- PRESEASON 1ST TEAM ALL-SEC COACHES
- CONSENSUS NBA LOTTERY PICK IN 2019 MOCK DRAFTS
- Voted team tri-captain for 2018-19 ... Has 8 Double-Doubles and team is 7-1 in such games
- Team-best 94 deflections, including 10 at Colorado State, 9 vs. Austin Peay and seven twice.

IN THE NCAA/SEC

- 7th NCAA • 1st SEC
- 31st NCAA • 2nd SEC
- 68th NCAA • 4th SEC
- 57th NCAA • 2nd SEC
- Field goal percentage (.661)
- Double-Doubles (8)
- Offensive Rebounds per game (2.84)
- Defensive Rebounds per game (6.32)
- 40th NCAA • 2nd SEC
- 53rd NCAA • 9th SEC
- 194th NCAA • 6th SEC
- Rebounding (9.2)
- Blocked shots per game (1.89)
- Scoring (16.3)

2018-19 (So.) HIGHLIGHTS:

- Had a double-double in the opener versus Texas with 20 points and 12 rebounds, which tied a career high at the time.
- Named **SEC Player of the Week** thanks to his then-high 27 points and then career-high 12 rebounds vs. Indiana ... Scored 19, second-half points while grabbing seven rebounds and getting two steals ... Was 9-for-10 shooting in the period while the rest of the team was just 5-of-23 from the field and scored 16 points ... Three times in within the final 11 minutes, Indiana took a one-point lead and, each time, Gafford answered to put the Razorbacks back on top.
- Was 8-for-8 from the field versus Montana State (scoring 16 points) with a team-high seven rebounds ... Tied the school record for best FG% in game (with 8 attempts being minimum).
- Made career-high nine free throws (tying career-high with 10 att.) en route to 21 points vs. UTA.
- Registered third double-double –21 points and 12 rebounds – versus FIU, adding four blocked shots.
- Battled foul trouble in first half at Colorado State and did not attempt a field goal ... Finished with 12 pts and 9 rebs.
- Fourth double-double of the season came versus UTSA, scoring 13 points with a **career-high 14 rebounds** ... Had 11 points and eight boards the second half ... Did not commit a foul and added two blocked shots and a steal.
- Fifth double-double consisted of 19 points and 10 rebounds versus Texas State ... Added two blocked shots ... **Tied career high with free throws made and set career high with 14 free throw attempts ... Also played a career-high 35 minutes.**
- For second straight game, had a double-double vs. Austin Peay (16 pts and 10 rebs) while once again playing career-high 35 minutes
- Also tied career high with three steals and added seven blocked shots ... Overall, had nine deflections.
- Battled foul trouble at Texas A&M but still recorded his third straight double-double, getting 11 points and 11 rebounds.
- Scored a **career-high 32 points vs. LSU** on 14-of-19 shooting, including a dunk with 30 seconds left to force overtime.
- Posted eighth double-double versus Missouri (13 and 10) ... Had an off-balanced shot at the buzzer to cut deficit to two at halftime that spurred second-half comeback ... Played 35 minutes with zero fouls.
- Went 7-for-7 from the field at #13 Texas Tech and led the team in scoring (16) ... Battled foul trouble in the first half, played seven minutes with two points ... Played 19 minutes in second half and made all six FG.



GAFFORD'S '18-19 DOUBLE-DOUBLES (8)

| Opp | Pts | Rebs |
|--------------|-----|------|
| vs. Texas | 20 | 12 |
| Indiana | 27 | 12 |
| FIU | 23 | 12 |
| vs. UTSA | 13 | 14 |
| Texas State | 19 | 10 |
| Austin Peay | 16 | 10 |
| at Texas A&M | 11 | 11 |
| Missouri | 13 | 10 |

#10 DANIEL GAFFORD 2018-19 GAME STATS

| Opponent | Date | GS | Min | FG FGA | Pct | 3FG 3A | Pct | FT FTA | Pct | O | D | Tot | Avg | PF | FO | A | TO | Blk | Stl | Pts | Avg |
|-------------------|----------|----|-----|--------|-------|--------|------|--------|------|----|-----|-----|------|----|----|----|----|-----|-----|-----|------|
| vs Texas | 11/09/18 | * | 33 | 8 15 | .533 | 0 0 | .000 | 4 9 | .444 | 2 | 10 | 12 | 12.0 | 3 | 0 | 0 | 6 | 2 | 1 | 20 | 20.0 |
| UC DAVIS | 11/12/18 | * | 28 | 3 3 | 1.000 | 0 0 | .000 | 6 9 | .667 | 0 | 4 | 4 | 8.0 | 2 | 0 | 2 | 6 | 4 | 0 | 12 | 16.0 |
| INDIANA | 11/18/18 | * | 31 | 12 15 | .800 | 0 0 | .000 | 3 8 | .375 | 5 | 7 | 12 | 9.3 | 2 | 0 | 0 | 3 | 3 | 2 | 27 | 19.7 |
| MONTANA STATE | 11/21/18 | * | 23 | 8 8 | 1.000 | 0 0 | .000 | 0 2 | .000 | 2 | 5 | 7 | 8.8 | 2 | 0 | 0 | 2 | 1 | 1 | 16 | 18.8 |
| UT ARLINGTON | 11/23/18 | * | 23 | 6 10 | .600 | 0 0 | .000 | 9 10 | .900 | 2 | 3 | 5 | 8.0 | 4 | 0 | 0 | 1 | 0 | 2 | 21 | 19.2 |
| FIU | 12/01/18 | * | 23 | 9 12 | .750 | 0 0 | .000 | 5 8 | .625 | 4 | 8 | 12 | 8.7 | 4 | 0 | 0 | 3 | 4 | 1 | 23 | 19.8 |
| at Colorado State | 12/05/18 | * | 22 | 5 12 | .417 | 0 0 | .000 | 2 4 | .500 | 3 | 6 | 9 | 8.7 | 2 | 0 | 3 | 1 | 3 | 1 | 12 | 18.7 |
| WESTERN KENTUCKY | 12/08/18 | * | 32 | 7 12 | .583 | 0 0 | .000 | 3 31 | .000 | 4 | 5 | 9 | 8.8 | 1 | 0 | 1 | 2 | 2 | 1 | 17 | 18.5 |
| vs UTSA | 12/15/18 | * | 29 | 4 6 | .667 | 0 0 | .000 | 5 8 | .625 | 2 | 12 | 14 | 9.3 | 0 | 0 | 0 | 4 | 2 | 1 | 13 | 17.9 |
| GEORGIA TECH | 12/19/18 | * | 32 | 6 9 | .667 | 0 0 | .000 | 2 4 | .500 | 3 | 5 | 8 | 9.2 | 5 | 1 | 3 | 3 | 3 | 1 | 14 | 17.5 |
| TEXAS STATE | 12/22/18 | * | 35 | 5 9 | .556 | 0 0 | .000 | 9 14 | .643 | 2 | 8 | 10 | 9.3 | 1 | 0 | 1 | 1 | 2 | 0 | 19 | 17.6 |
| AUSTIN PEAY | 12/28/18 | * | 35 | 7 10 | .700 | 0 0 | .000 | 2 4 | .500 | 4 | 6 | 10 | 9.3 | 3 | 0 | 0 | 2 | 4 | 3 | 16 | 17.5 |
| at Texas A&M | 01/05/19 | * | 25 | 5 11 | .455 | 0 0 | .000 | 1 2 | .500 | 6 | 5 | 11 | 9.5 | 4 | 0 | 1 | 1 | 1 | 0 | 11 | 17.0 |
| FLORIDA | 01/09/19 | * | 27 | 3 4 | .750 | 0 0 | .000 | 3 6 | .500 | 2 | 10 | 12 | 9.6 | 4 | 0 | 1 | 0 | 0 | 1 | 9 | 16.4 |
| LSU | 01/12/19 | * | 37 | 14 19 | .737 | 0 0 | .000 | 4 9 | .444 | 4 | 3 | 7 | 9.5 | 4 | 0 | 0 | 4 | 2 | 0 | 32 | 17.5 |
| at Tennessee | 01/15/19 | * | 20 | 4 6 | .667 | 0 0 | .000 | 2 4 | .500 | 3 | 4 | 7 | 9.3 | 5 | 1 | 0 | 2 | 0 | 2 | 10 | 17.0 |
| at Ole Miss | 01/19/19 | * | 31 | 2 6 | .333 | 0 0 | .000 | 5 6 | .833 | 0 | 10 | 10 | 9.4 | 2 | 0 | 1 | 5 | 2 | 1 | 9 | 16.5 |
| MISSOURI | 01/23/19 | * | 35 | 6 9 | .667 | 0 0 | .000 | 1 5 | .200 | 4 | 6 | 10 | 9.4 | 0 | 0 | 1 | 0 | 0 | 2 | 13 | 16.3 |
| at Texas Tech | 01/26/19 | * | 26 | 7 7 | 1.000 | 0 0 | .000 | 2 5 | .400 | 2 | 3 | 5 | 9.2 | 3 | 0 | 0 | 2 | 1 | 0 | 16 | 16.3 |
| Totals | | | 19 | 547 | 121 | 183 | .661 | 0 0 | .000 | 68 | 120 | 174 | 9.2 | 51 | 2 | 14 | 48 | 36 | 20 | 310 | 16.3 |

Assists/game: 0.7
Turnovers/game: 2.5
Assist/turnover ratio: 0.3
Steals/game: 1.1
Blocks/game: 1.9

ARKANSAS CAREER BLOCKED SHOTS

- 345 Oliver Miller 1989-92
- 318 Steven Hill 2005-08
- 256 Moses Kingsley 2014-17
- 252 Andrew Lang 1985-88
- 194 Darian Townes 2005-08
- 130 Nick Davis 1996-98
- 7. 112 DANIEL GAFFORD 2018-pres.**

DANIEL GAFFORD CAREER STATISTICS

| Year | GP | GS | Min | Avg | FG | FGA | Pct | 3FG | 3FGA | Pct | FT | FTA | Pct | Off | Def | Tot | Avg | PF | FO | Ast | TO | Blk | Stl | Pts | Avg |
|---------|----|----|------|------|-----|-----|------|-----|------|------|-----|-----|------|-----|-----|-----|-----|-----|----|-----|----|-----|-----|-----|------|
| 2017-18 | 35 | 26 | 790 | 22.6 | 164 | 271 | .605 | 0 | 0 | .000 | 85 | 161 | .528 | 77 | 140 | 217 | 6.2 | 114 | 3 | 24 | 37 | 76 | 19 | 413 | 11.8 |
| 2018-19 | 19 | 19 | 547 | 28.8 | 121 | 183 | .661 | 0 | 0 | .000 | 68 | 120 | .567 | 54 | 120 | 174 | 9.2 | 51 | 2 | 14 | 48 | 36 | 20 | 310 | 16.3 |
| TOTAL | 54 | 45 | 1337 | 24.8 | 285 | 454 | .628 | 0 | 0 | .000 | 153 | 281 | .544 | 131 | 260 | 391 | 7.2 | 165 | 5 | 38 | 85 | 112 | 39 | 723 | 13.4 |

PERSONAL BESTS

POINTS

Season: 32 vs. LSU (01/12/19) SEC: 32 vs. LSU (01/12/19)
Career: 32 vs. LSU (01/12/19) SEC: 32 vs. LSU (01/12/19)

FIELD GOALS MADE

Season: 14 vs. LSU (01/12/19) SEC: 14 vs. LSU (01/12/19)
Career: 14 vs. LSU (01/12/19) SEC: 14 vs. LSU (01/12/19)

FIELD GOALS ATTEMPTED

Season: 19 vs. LSU (01/12/19) SEC: 19 vs. LSU (01/12/19)
Career: 19 vs. LSU (01/12/19) SEC: 19 vs. LSU (01/12/19)

3-POINT FIELD GOALS MADE

Season: -- SEC: --
Career: -- SEC: --

3-POINT FG ATTEMPTS

Season: -- SEC: --
Career: -- SEC: --

FREE THROWS MADE

Season: 9 (2x), last vs TX ST (12/22/18) SEC: 5 at Ole Miss (01/19/19)
Career: 9 (2x), last vs TX ST (12/22/18) SEC: 7 at Ole Miss (02/13/18)

FREE THROWS ATTEMPTED

Season: 14 vs. Texas State (12/22/18) SEC: 9 vs. LSU (01/12/19)
Career: 14 vs. Texas State (12/22/18) SEC: 10 at Ole Miss (02/13/18)

REBOUNDS

Season: 14 vs. UTSA (12/15/18) SEC: 12 vs. Florida (01/05/19)
Career: 14 vs. UTSA (12/15/18) SEC: 12 vs. Florida (01/05/19)

ASSISTS

Season: 3 at Colorado State (12/05/18) SEC: 1 (2x), last vs Florida (01/09/19)
Career: 4 vs. Oral Roberts (12/19/17) SEC: 2 (4x), last vs Auburn (02/27/18)

STEALS

Season: 3 vs. Austin Peay (12/28/18) SEC: 2 vs. Missouri (01/23/19)
Career: 3 (2x), last vs. APSU (12/28/18) SEC: 3 vs. Ole Miss (01/20/18)

BLOCKED SHOTS

Season: 4 (2x), last vs FIU (12/01/18) SEC: 2 vs. LSU (01/12/19)
Career: 7 (2x), last vs Auburn (02/27/18) SEC: 7 (2x), last vs Auburn (02/27/18)

MINUTES

Season: 37 vs. LSU (01/12/19) SEC: 37 vs. LSU (01/12/19)
Career: 37 vs. LSU (01/12/19) SEC: 37 vs. LSU (01/12/19)



11 KEYSHAWN EMBERY-SIMPSON

G, Fr., 6-3, 202 | Midwest City, Okla. / IMG (Fla.) Academy

2018-19 (Fr.) HIGHLIGHTS:

- Averaging 15.0 minutes off the bench, second-best on the team among those without a start.
- Averaging 4.6 ppg, best on the team among those without a start.
- At Texas Tech, was the first sub off the bench for the first time this season.
- Did not commit a turnover until game five (vs. UTA) ... Only has 12 for the season ... In fact, has more steals (17) and assists (16) than turnovers (12).
- Scored seven points versus UC Davis, including five in the second half.
- Posted season highs versus FIU with three assists and three steals, while scoring seven points

and adding three rebounds.

- Pumped in a then season-best 14 points at Colorado State, including eight in the first half to keep the Razorbacks in the lead while Daniel Gafford was on the bench in foul trouble ... Was 5-of-6 from the field, including 4-of-5 from 3-point range.
- Matched his then season high with 14 points versus Austin Peay ... All came in the second half - nine minutes of play ... More specifically, scored 12 points - including seven straight - during a 20-5 run to lead the Razorbacks to the win.
- At Ole Miss, scored a career-high 16 points - 12 in the second half.
- Only made one basket versus Missouri, but the banked 3-pointer gave team its first lead of the game, 30-29, with 2:10 left in the first half.



#11 KEYSHAWN EMBERY-SIMPSON 2018-19 GAME STATS

| Opponent | Date | GS | Min | FG | FGA | Pct | 3FG | 3A | Pct | FT | FTA | Pct | O | D | Tot | Avg | PF | FO | A | TO | Blk | Stl | Pts | Avg |
|-------------------|----------|----|-----|----|------|------|-----|------|------|--------|------|------|---|-----|-----|-----|----|----|----|----|-----|-----|-----|-----|
| vs Texas | 11/09/18 | 9 | 0 | 2 | .000 | 0 | 0 | .000 | 0 | 1 | .000 | 1 | 1 | 2 | 2.0 | 0 | 0 | 0 | 0 | 0 | 0 | 0 | 0 | 0.0 |
| UC DAVIS | 11/12/18 | 18 | 2 | 6 | .333 | 1 | 4 | .250 | 2 | 21.000 | 0 | 0 | 0 | 1.0 | 1 | 0 | 1 | 0 | 0 | 2 | 7 | 3.5 | | |
| INDIANA | 11/18/18 | 14 | 1 | 5 | .200 | 0 | 2 | .000 | 0 | 0.000 | 0 | 2 | 2 | 1.3 | 3 | 0 | 1 | 0 | 1 | 0 | 2 | 3.0 | | |
| MONTANA STATE | 11/21/18 | 17 | 2 | 5 | .400 | 2 | 5 | .400 | 0 | 0.000 | 0 | 0 | 0 | 1.0 | 1 | 0 | 1 | 0 | 0 | 1 | 6 | 3.8 | | |
| UT ARLINGTON | 11/23/18 | 18 | 0 | 5 | .000 | 0 | 4 | .000 | 2 | 21.000 | 0 | 3 | 3 | 1.4 | 1 | 0 | 0 | 1 | 0 | 0 | 2 | 3.4 | | |
| FIU | 12/01/18 | 18 | 3 | 5 | .600 | 1 | 3 | .333 | 0 | 2.000 | 0 | 3 | 3 | 1.7 | 1 | 0 | 3 | 2 | 0 | 3 | 7 | 4.0 | | |
| at Colorado State | 12/05/18 | 16 | 5 | 6 | .833 | 4 | 5 | .800 | 0 | 0.000 | 1 | 1 | 2 | 1.7 | 2 | 0 | 2 | 0 | 0 | 1 | 14 | 5.4 | | |
| WESTERN KENTUCKY | 12/08/18 | 8 | 0 | 2 | .000 | 0 | 2 | .000 | 0 | 0.000 | 0 | 0 | 0 | 1.5 | 2 | 0 | 0 | 1 | 0 | 0 | 0 | 4.8 | | |
| vs UTSA | 12/15/18 | 11 | 0 | 2 | .000 | 0 | 2 | .000 | 2 | 4.500 | 0 | 0 | 0 | 1.3 | 2 | 0 | 0 | 1 | 1 | 0 | 2 | 4.4 | | |
| GEORGIA TECH | 12/19/18 | 12 | 0 | 2 | .000 | 0 | 2 | .000 | 0 | 0.000 | 0 | 0 | 0 | 1.2 | 1 | 0 | 0 | 2 | 0 | 1 | 0 | 4.0 | | |
| TEXAS STATE | 12/22/18 | 14 | 1 | 5 | .200 | 0 | 0 | .000 | 0 | 0.000 | 1 | 1 | 2 | 1.3 | 1 | 0 | 0 | 1 | 0 | 1 | 2 | 3.8 | | |
| AUSTIN PEAY | 12/28/18 | 13 | 5 | 8 | .625 | 2 | 4 | .500 | 2 | 21.000 | 0 | 1 | 1 | 1.3 | 0 | 0 | 0 | 0 | 0 | 0 | 14 | 4.7 | | |
| at Texas A&M | 01/05/19 | 14 | 0 | 4 | .000 | 0 | 3 | .000 | 0 | 0.000 | 0 | 2 | 2 | 1.3 | 0 | 0 | 0 | 1 | 0 | 1 | 0 | 4.3 | | |
| FLORIDA | 01/09/19 | 11 | 0 | 4 | .000 | 0 | 2 | .000 | 0 | 0.000 | 1 | 2 | 3 | 1.4 | 0 | 0 | 0 | 0 | 0 | 1 | 0 | 4.0 | | |
| LSU | 01/12/19 | 12 | 1 | 4 | .250 | 0 | 3 | .000 | 0 | 0.000 | 0 | 0 | 0 | 1.3 | 3 | 0 | 2 | 0 | 0 | 2 | 2 | 3.9 | | |
| at Tennessee | 01/15/19 | 20 | 1 | 5 | .200 | 1 | 4 | .250 | 0 | 0.000 | 0 | 0 | 0 | 1.3 | 3 | 0 | 3 | 1 | 0 | 1 | 3 | 3.8 | | |
| at Ole Miss | 01/19/19 | 20 | 5 | 8 | .625 | 2 | 5 | .400 | 4 | 5.800 | 1 | 0 | 1 | 1.2 | 1 | 0 | 0 | 0 | 0 | 1 | 16 | 4.5 | | |
| MISSOURI | 01/23/19 | 14 | 1 | 4 | .250 | 1 | 2 | .500 | 2 | 21.000 | 0 | 1 | 1 | 1.2 | 0 | 0 | 2 | 1 | 0 | 0 | 5 | 4.6 | | |
| at Texas Tech | 01/26/19 | 26 | 1 | 5 | .200 | 0 | 3 | .000 | 3 | 4.750 | 0 | 1 | 1 | 1.2 | 3 | 0 | 1 | 1 | 0 | 2 | 5 | 4.6 | | |
| Totals | | 0 | 285 | 28 | 87 | .322 | 14 | 55 | .255 | 17 | 24 | .708 | 5 | 18 | 23 | 1.2 | 25 | 0 | 16 | 12 | 2 | 17 | 87 | 4.6 |

Assists/game: 0.8
Turnovers/game: 0.6
Assist/turnover ratio: 1.3
Steals/game: 0.9
Blocks/game: 0.1

• PERSONAL BESTS •

POINTS

Season: 16 at Ole Miss (01/19/19) SEC: 16 at Ole Miss (01/19/19)
Career: -- SEC: --

FIELD GOALS MADE

Season: 5 (3x), last at Ole Miss (01/19/19) SEC: 5 at Ole Miss (01/19/19)
Career: -- SEC: --

FIELD GOALS ATTEMPTED

Season: 8 (2x), last at Ole Miss (01/19/19) SEC: 8 at Ole Miss (01/19/19)
Career: -- SEC: --

3-POINT FIELD GOALS MADE

Season: 4 at Colorado State (12/05/18) SEC: 2 at Ole Miss (01/19/19)
Career: -- SEC: --

3-POINT FG ATTEMPTS

Season: 5 (3x), last at Ole Miss (01/19/19) SEC: 5 at Ole Miss (01/19/19)
Career: -- SEC: --

FREE THROWS MADE

Season: 4 at Ole Miss (01/19/19) SEC: 4 at Ole Miss (01/19/19)
Career: -- SEC: --

FREE THROWS ATTEMPTED

Season: 5 at Ole Miss (01/19/19) SEC: 5 at Ole Miss (01/19/19)
Career: -- SEC: --

REBOUNDS

Season: 3 (3x) last vs. Florida (01/09/19) SEC: 3 vs. Florida (01/09/19)
Career: -- SEC: --

ASSISTS

Season: 3 vs. FIU (12/01/18) SEC: 2 (2x, Last vs. Missouri (01/23/19))
Career: -- SEC: --

STEALS

Season: 3 vs. FIU (12/01/18) SEC: 2 vs. LSU (01/12/19)
Career: -- SEC: --

BLOCKED SHOTS

Season: 1 (2x), last vs. UTSA (12/15/18) SEC: --
Career: -- SEC: --

MINUTES

Season: 20 (2x) last at Ole Miss (01/19/19) SEC: 20 (2x), last at Ole Miss (01/19/19)
Career: -- SEC: --

KEYSHAWN EMBERY-SIMPSON CAREER STATISTICS

| Year | GP | GS | Min | Avg | FG | FGA | Pct | 3FG | 3FGA | Pct | FT | FTA | Pct | Off | Def | Tot | Avg | PF | FO | Ast | TO | Blk | Stl | Pts | Avg |
|---------|----|----|-----|------|----|-----|------|-----|------|------|----|-----|------|-----|-----|-----|-----|----|----|-----|----|-----|-----|-----|-----|
| 2018-19 | 19 | 0 | 285 | 15.0 | 28 | 87 | .322 | 14 | 55 | .255 | 17 | 24 | .708 | 5 | 18 | 23 | 1.2 | 25 | 0 | 16 | 12 | 2 | 17 | 87 | 4.6 |



13 MASON JONES

G, So., 6-5, 207 | Desoto, Texas / Triple A Acad. / Connors State CC

- Reached double figures in 13 of 19 games ... Has led the team in scoring a team-best six times:
UC Davis - 21 | Montana St. - 18 | Colorado St. - 16 |
Georgia Tech - 17 | Texas State - 21 | Florida - 30
- Has also led the team in assists five times:
Indiana - 7 | Georgia Tech - 5 | Texas State - 4 | Florida - 3 | Tennessee - 6
- Has led the team in scoring and assists in the same game three times.
- Second on the team in rebounding (4.8) and assists (5.5); third in scoring (13.9)
- Leads the team and ranks 11th in the league in scoring during SEC games (15.0)**

IN THE SEC

- 7th in SEC in free throws made (70)
- 7th in SEC in total 3-pointers made (42)
- 7th in SEC in 3-pt FG made per game (2.22)
- 10th in SEC in free throw pct (.814)

2018-19 (So.) HIGHLIGHTS:

- Led the team in scoring (21) and rebounds (8) in the UC Davis win ... 15 of those points came in the first half (5-of-6 FG - 4-5 3FG) ... 7 of his 8 boards came in the 2nd half.
- Hit (and then missed on purpose) the game-winning free throw versus Indiana with 2.5 seconds left ... Finished with 11 points, five rebounds and seven assists ... Was first Razorback since Jan. 2012 to play at east 35 minutes, have at least 7 assists and commit zero turnovers.
- Scored a team-best 18 points in the Montana State win, making 6-of-8 from the field (5-of-7 from 3-pt range) ... 16 of those points came in the first half.
- Posted first career double-double - 19 points and 10 rebounds - in the win over FIU ... Was 7-of-9 from free throw line.
- Led the team in scoring (16) at Colorado State ... Got Arkansas off to great start, hitting three, 3-pointers for a 12-2, finished with 16, first-half points.
- Led the team in scoring (17) and assists (5) versus Georgia Tech ... Added six rebounds, second-best on the team ... Tied his season-high with five 3-pointers made.
- For the second straight game, led the team in scoring (21) and assists (4) versus Texas State ... Also had a career-high three steals.
- At Texas A&M, missed his first seven 3-pointers (**and 1-of-his-last-17 over 2 games**) but had the confidence to still shoot late in the game ... In fact, made three straight from long range to give Arkansas a lead it would not relinquish.
- Scored a career-high 30 points versus Florida (team scored 51), making four 3-pointers and sinking 12-of-13 at the line ... Also tied for the team lead with three assists ... With Arkansas down 15 with six to play, Jones scored 11 in a 15-2 to get the Razorbacks to within two (53-51).
- Continued strong play vs. LSU, scoring 22 points and adding six rebounds ... Was 8-of-9 at the free throw line.
- Pumped in 18 at #3 Tennessee while tying for the team lead in rebounds (7) and leading the team with six assists.
- At Ole Miss, suffered through a 1-of-10 performance from the field (0-for-6 from 3-pt range), but had a blocked shot, two steals and a **team-best seven deflections**.



#13 MASON JONES 2018-19 GAME STATS

| Opponent | Date | GS | Min | FG | FGA | Pct | 3FG | 3A | Pct | FT | FTA | Pct | O | D | Tot | Avg | PF | FO | A | TO | Blk | Stl | Pts | Avg | |
|-------------------|----------|----|-----|-----|-----|------|------|----|------|------|-----|-------|------|----|-----|-----|-----|----|---|----|-----|-----|-----|------|------|
| vs Texas | 11/09/18 | * | 37 | 3 | 10 | .300 | 2 | 6 | .333 | 3 | 4 | .750 | 0 | 6 | 6 | 6.0 | 4 | 0 | 3 | 4 | 1 | 0 | 11 | 11.0 | |
| UC DAVIS | 11/12/18 | * | 31 | 6 | 10 | .600 | 4 | 7 | .571 | 5 | 7 | .714 | 1 | 7 | 8 | 7.0 | 1 | 0 | 2 | 2 | 0 | 1 | 21 | 16.0 | |
| INDIANA | 11/18/18 | * | 38 | 3 | 8 | .375 | 1 | 4 | .250 | 4 | 6 | .667 | 0 | 5 | 5 | 6.3 | 2 | 0 | 7 | 0 | 0 | 1 | 11 | 14.3 | |
| MONTANA STATE | 11/21/18 | * | 21 | 6 | 8 | .750 | 5 | 7 | .714 | 1 | 2 | .500 | 0 | 3 | 3 | 5.5 | 2 | 0 | 3 | 3 | 0 | 2 | 18 | 15.3 | |
| UT ARLINGTON | 11/23/18 | * | 25 | 0 | 5 | .000 | 0 | 3 | .000 | 4 | 4 | 1.000 | 1 | 4 | 5 | 5.4 | 4 | 0 | 0 | 2 | 0 | 0 | 4 | 13.0 | |
| FIU | 12/01/18 | * | 25 | 5 | 8 | .625 | 2 | 4 | .500 | 7 | 9 | .778 | 1 | 9 | 10 | 6.2 | 3 | 0 | 3 | 3 | 0 | 2 | 19 | 14.0 | |
| at Colorado State | 12/05/18 | * | 29 | 5 | 10 | .500 | 4 | 8 | .500 | 2 | 2 | 1.000 | 0 | 4 | 4 | 5.9 | 2 | 0 | 4 | 0 | 0 | 1 | 16 | 14.3 | |
| WESTERN KENTUCKY | 12/08/18 | * | 29 | 5 | 11 | .455 | 3 | 8 | .375 | 2 | 2 | 1.000 | 1 | 2 | 3 | 5.5 | 2 | 0 | 1 | 1 | 0 | 1 | 15 | 14.4 | |
| vs UTSA | 12/15/18 | * | 27 | 2 | 7 | .286 | 0 | 2 | .000 | 2 | 2 | 1.000 | 0 | 4 | 4 | 5.3 | 5 | 1 | 3 | 3 | 0 | 0 | 6 | 13.4 | |
| GEORGIA TECH | 12/19/18 | * | 35 | 5 | 15 | .333 | 5 | 13 | .385 | 2 | 2 | 1.000 | 3 | 3 | 6 | 5.4 | 1 | 0 | 5 | 2 | 0 | 2 | 17 | 13.8 | |
| TEXAS STATE | 12/22/18 | * | 33 | 5 | 7 | .714 | 1 | 3 | .333 | 10 | 13 | .769 | 0 | 4 | 4 | 5.3 | 2 | 0 | 4 | 1 | 0 | 3 | 21 | 14.5 | |
| AUSTIN PEAY | 12/28/18 | * | 30 | 1 | 10 | .100 | 0 | 3 | .000 | 0 | 0 | .000 | 2 | 1 | 3 | 5.1 | 2 | 0 | 4 | 1 | 0 | 0 | 2 | 13.4 | |
| at Texas A&M | 01/05/19 | * | 24 | 3 | 11 | .273 | 3 | 11 | .273 | 0 | 0 | .000 | 0 | 5 | 5 | 5.1 | 3 | 0 | 3 | 1 | 0 | 0 | 9 | 13.1 | |
| FLORIDA | 01/09/19 | * | 34 | 7 | 13 | .538 | 4 | 9 | .444 | 12 | 13 | .923 | 0 | 2 | 2 | 4.9 | 0 | 0 | 3 | 4 | 1 | 0 | 30 | 14.3 | |
| LSU | 01/12/19 | * | 38 | 6 | 10 | .600 | 2 | 5 | .400 | 8 | 9 | .889 | 1 | 5 | 6 | 4.9 | 3 | 0 | 1 | 3 | 0 | 1 | 22 | 14.8 | |
| at Tennessee | 01/15/19 | * | 33 | 7 | 16 | .438 | 2 | 8 | .250 | 2 | 3 | .667 | 2 | 5 | 7 | 5.1 | 2 | 0 | 6 | 3 | 0 | 1 | 18 | 15.0 | |
| at Ole Miss | 01/19/19 | * | 31 | 1 | 10 | .100 | 0 | 6 | .000 | 3 | 4 | .750 | 1 | 1 | 2 | 4.9 | 2 | 0 | 2 | 1 | 1 | 2 | 5 | 14.4 | |
| MISSOURI | 01/23/19 | * | 26 | 2 | 10 | .200 | 2 | 8 | .250 | 0 | 0 | .000 | 0 | 4 | 4 | 4.8 | 3 | 0 | 1 | 5 | 0 | 1 | 6 | 13.9 | |
| at Texas Tech | 01/26/19 | * | 27 | 3 | 8 | .375 | 2 | 6 | .333 | 3 | 4 | .750 | 0 | 3 | 3 | 4.7 | 5 | 1 | 1 | 0 | 0 | 1 | 11 | 13.8 | |
| Totals | | | 19 | 573 | 75 | 187 | .401 | 42 | 121 | .347 | 70 | 86 | .814 | 13 | 77 | 90 | 4.7 | 48 | 2 | 56 | 39 | 3 | 19 | 262 | 13.8 |

Assists/game: 2.9
 Turnovers/game: 2.1
 Assist/turnover ratio: 1.4
 Steals/game: 1.0
 Blocks/game: 0.2

PERSONAL BESTS

POINTS

Season: 30 vs. Florida (01/09/19)
 Career: --

SEC: 30 vs. Florida (01/09/19)
 SEC: --

FIELD GOALS MADE

Season: 7 vs. Florida (01/09/19)
 Career: --

SEC: 7 vs. Florida (01/09/19)
 SEC: --

FIELD GOALS ATTEMPTED

Season: 15 vs. GA Tech (12/19/18)
 Career: --

SEC: 13 vs. Florida (01/09/19)
 SEC: --

3-POINT FIELD GOALS MADE

Season: 5 (2x), last vs. Ga Tech (12/19/18)
 Career: --

SEC: 4 vs. Florida (01/09/19)
 SEC: --

3-POINT FG ATTEMPTS

Season: 13 vs. GA Tech (12/19/18)
 Career: --

SEC: 11 at Texas A&M (01/05/19)
 SEC: --

FREE THROWS MADE

Season: 12 vs. Florida (01/09/19)
 Career: --

SEC: 12 vs. Florida (01/09/19)
 SEC: --

FREE THROWS ATTEMPTED

Season: 13 (2x), last vs. Fla (01/09/19)
 Career: --

SEC: 13 vs. Florida (01/09/19)
 SEC: --

REBOUNDS

Season: 10 vs. FIU (12/01/18)
 Career: --

SEC: 6 vs. LSU (01/12/19)
 SEC: --

ASSISTS

Season: 7 vs. Indiana (11/18/18)
 Career: --

SEC: 3 (2x), last vs. Florida (01/09/19)
 SEC: --

STEALS

Season: 3 vs. Texas State (21/22/18)
 Career: --

SEC: 1 (2x), last vs. Mizzou (01/23/19)
 SEC: --

BLOCKED SHOTS

Season: 1 (3x), last at Ole Miss (01/19/19)
 Career: --

SEC: 1 (2x), last at Ole Miss (01/19/19)
 SEC: --

MINUTES

Season: 38 (2x), last vs. LSU (01/12/19)
 Career: --

SEC: 38 vs. LSU (01/12/19)
 SEC: --

MASON JONES CAREER STATISTICS

| Year | GP | GS | Min | Avg | FG | FGA | Pct | 3FG | 3FGA | Pct | FT | FTA | Pct | Off | Def | Tot | Avg | PF | FO | Ast | TO | Blk | Stl | Pts | Avg |
|---------|----|----|-----|------|----|-----|------|-----|------|------|----|-----|------|-----|-----|-----|-----|----|----|-----|----|-----|-----|-----|------|
| 2018-19 | 19 | 19 | 573 | 30.2 | 75 | 187 | .401 | 42 | 121 | .347 | 70 | 86 | .814 | 13 | 77 | 90 | 4.7 | 48 | 2 | 56 | 39 | 3 | 19 | 262 | 13.8 |



15 JONATHAN HOLMES

G, Jr., 5-10, 190 | Columbia, Ill. / Columbia HS

2018-19 (Jr.) HIGHLIGHTS:

- Fan favorite.
- Was the only player on the roster that had made a 3-pointer in an Arkansas uniform to start the season, hitting two last season.



#15 JONATHAN HOLMES 2018-19 GAME STATS

| Opponent | Date | GS | Min | FG | FGA | Pct | 3FG | 3A | Pct | FT | FTA | Pct | O | D | Tot | Avg | PF | FO | A | TO | Blk | Stl | Pts | Avg |
|-------------------|----------|-----|-----|----|-----|------|-----|----|------|----|-----|------|---|---|-----|-----|----|----|---|----|-----|-----|-----|-----|
| vs Texas | 11/09/18 | DNP | | | | | | | | | | | | | | | | | | | | | | |
| UC DAVIS | 11/12/18 | DNP | | | | | | | | | | | | | | | | | | | | | | |
| INDIANA | 11/18/18 | DNP | | | | | | | | | | | | | | | | | | | | | | |
| MONTANA STATE | 11/21/18 | 3 | | 0 | 3 | .000 | 0 | 2 | .000 | 0 | 0 | .000 | 0 | 0 | 0 | 0.0 | 1 | 0 | 0 | 0 | 0 | 0 | 0 | 0 |
| UT ARLINGTON | 11/23/18 | 1 | | 0 | 1 | .000 | 0 | 0 | .000 | 0 | 0 | .000 | 0 | 0 | 0 | 0.0 | 0 | 0 | 0 | 0 | 0 | 0 | 0 | 0 |
| FIU | 12/01/18 | 3 | | 0 | 1 | .000 | 0 | 1 | .000 | 0 | 0 | .000 | 0 | 0 | 0 | 0.0 | 0 | 0 | 0 | 0 | 0 | 0 | 0 | 0 |
| at Colorado State | 12/05/18 | DNP | | | | | | | | | | | | | | | | | | | | | | |
| WESTERN KENTUCKY | 12/08/18 | DNP | | | | | | | | | | | | | | | | | | | | | | |
| vs UTSA | 12/15/18 | DNP | | | | | | | | | | | | | | | | | | | | | | |
| GEORGIA TECH | 12/19/18 | DNP | | | | | | | | | | | | | | | | | | | | | | |
| TEXAS STATE | 12/22/18 | DNP | | | | | | | | | | | | | | | | | | | | | | |
| AUSTIN PEAY | 12/28/18 | DNP | | | | | | | | | | | | | | | | | | | | | | |
| at Texas A&M | 01/05/19 | DNP | | | | | | | | | | | | | | | | | | | | | | |
| FLORIDA | 01/09/19 | DNP | | | | | | | | | | | | | | | | | | | | | | |
| LSU | 01/12/19 | DNP | | | | | | | | | | | | | | | | | | | | | | |
| at Tennessee | 01/15/19 | DNP | | | | | | | | | | | | | | | | | | | | | | |
| at Ole Miss | 01/19/19 | DNP | | | | | | | | | | | | | | | | | | | | | | |
| MISSOURI | 01/23/19 | DNP | | | | | | | | | | | | | | | | | | | | | | |
| at Texas Tech | 01/26/19 | DNP | | | | | | | | | | | | | | | | | | | | | | |
| Totals | | 0 | 7 | 0 | 5 | .000 | 0 | 3 | .000 | 0 | 0 | .000 | 0 | 0 | 0 | 0.0 | 1 | 0 | 0 | 0 | 0 | 0 | 0 | 0.0 |

Games played: 3
Minutes/game: 2.3
FG Pct: 0.0
3FG Pct: 0.0

• PERSONAL BESTS •

POINTS

Season: -- SEC: --
Career: 3, (2x), last vs. ORU (12/19/17) SEC: 2 (2x), last vs. Vandy (02/10/18)

FIELD GOALS MADE

Season: -- SEC: --
Career: 1 (7x), last vs. Vandy (02/10/18) SEC: 1 vs. Vanderbilt (02/10/18)

FIELD GOALS ATTEMPTED

Season: 3 vs Montana State (11/21/18) SEC: --
Career: 3 vs Montana State (11/21/18) SEC: 1 (5x), last vs. TX A&M (02/14/18)

3-POINT FIELD GOALS MADE

Season: -- SEC: --
Career: 1 (2x), last vs. Troy (12/16/17) SEC: --

3-POINT FG ATTEMPTS

Season: 2 vs Montana State (11/21/18) SEC: --
Career: 2 vs Austin Peay (12/03/16) SEC: 1 (2x), last vs. Ole Miss (02/18/17)

FREE THROWS MADE

Season: -- SEC: --
Career: 1 vs. Samford (11/10/17) SEC: --

FREE THROWS ATTEMPTED

Season: -- SEC: --
Career: 2 vs. Samford (11/10/17) SEC: --

REBOUNDS

Season: -- SEC: --
Career: 1 (4x), last vs. Vandy (02/10/18) SEC: 1 vs. Vanderbilt (02/10/18)

ASSISTS

Season: -- SEC: --
Career: 1 vs. Samford (11/10/17) SEC: --

STEALS

Season: -- SEC: --
Career: 1 vs. Bucknell (11/12/17) SEC: --

BLOCKED SHOTS

Season: -- SEC: --
Career: -- SEC: --

MINUTES

Season: 3 (2x) last vs FIU (12/01/18) SEC: --
Career: 4 vs. UConn (11/26/17) SEC: 1 (5x), last vs. TX A&M (02/17/18)

JONATHAN HOLMES CAREER STATISTICS

| Year | GP | GS | Min | Avg | FG | FGA | Pct | 3FG | 3FGA | Pct | FT | FTA | Pct | Off | Def | Tot | Avg | PF | FO | Ast | TO | Blk | Stl | Pts | Avg |
|---------|----|----|-----|-----|----|-----|------|-----|------|------|----|-----|------|-----|-----|-----|-----|----|----|-----|----|-----|-----|-----|-----|
| 2016-17 | 6 | 0 | 7 | 1.2 | 1 | 5 | .200 | 0 | 4 | .000 | 0 | 0 | .000 | 0 | 1 | 1 | 0.2 | 1 | 0 | 0 | 0 | 0 | 0 | 2 | 0.3 |
| 2017-18 | 11 | 0 | 18 | 1.6 | 6 | 15 | .400 | 2 | 6 | .333 | 1 | 2 | .500 | 2 | 1 | 3 | 0.3 | 1 | 0 | 1 | 2 | 0 | 1 | 15 | 1.4 |
| 2018-19 | 3 | 0 | 7 | 2.3 | 0 | 5 | .000 | 0 | 3 | .000 | 0 | 0 | .000 | 0 | 0 | 0 | 0.0 | 1 | 0 | 0 | 0 | 0 | 0 | 0 | 0.0 |
| TOTAL | 20 | 0 | 32 | 1.6 | 7 | 25 | .280 | 2 | 13 | .154 | 1 | 2 | .500 | 2 | 2 | 4 | 0.2 | 3 | 0 | 1 | 2 | 0 | 1 | 17 | 0.9 |



22 GABE OSABUOHEN

F, So., 6-8, 221 | Toronto, Canada / Southwest Christian Acad. (Ark.)

• Pronounced Oh-sah-BOY-en.

• Last season 8 SEC gms 72 min. 12 pts 14 rebs

• This season: 7 SEC gms 103 min 27 pts 23 rebs

• In the first two SEC games this season, set career highs in rebounds – first getting seven at Texas A&M and followed by getting eight versus Florida.

• Scored a career-high 13 points at Ole Miss.

• Second the team with 13 charges taken ... Has 40 deflections.

• First sub off the bench (solo or tied) in 14 of the first 19 games.

• Has been praised by Coach Anderson for having a positive impact on the game in areas other than scoring ... High energy guy off the bench, gets deflections, takes charges and hits the boards ... Called a "warrior" by Coach Anderson for his play at Colorado State while Daniel Gafford was saddled with foul trouble.

2018-19 (So.) HIGHLIGHTS:

- Hit his first career 3-pointer versus Indiana (missing the five six of his career) at the first half drew to a close to give the Razorbacks a 38-35 lead.
- Perhaps best all-around game came versus Texas State ... In addition to drawing two charges and getting three deflections, hit his second career 3-pointer as the Hogs went on a 17-0 run ... Tied career high with five rebounds while handing out a career-high four assists.
- Set or tied then career highs in points (6), rebounds (7) and steals (2) at Texas A&M ... Also took a charge while playing 18 minutes, his most in an SEC game.
- Grabbed a career-best eight boards versus Florida.
- Was 5-of-7 at the free throw line at #3 Tennessee, both career highs.
- Scored a career-high 13 points at Ole Miss while taking two charges.
- Hit his third career 3-pointer at #13 Texas Tech as part of 8-0 run in the first half.

#22 GABE OSABUOHEN 2018-19 GAME STATS

| Opponent | Date | GS | Min | FG | FGA | Pct | 3FG | 3A | Pct | FT | FTA | Pct | O | D | Tot | Avg | PF | FO | A | TO | Blk | Stl | Pts | Avg |
|-------------------|----------|----|-----|----|------|------|-----|-------|------|----|------|------|----|----|-----|-----|----|----|----|----|-----|-----|-----|-----|
| vs Texas | 11/09/18 | 11 | 0 | 4 | .000 | 0 | 1 | .000 | 1 | 2 | .500 | 2 | 1 | 3 | 3.0 | 1 | 0 | 0 | 1 | 1 | 0 | 1 | 1.0 | |
| UC DAVIS | 11/12/18 | 14 | 0 | 3 | .000 | 0 | 1 | .000 | 0 | 2 | .000 | 2 | 3 | 5 | 4.0 | 4 | 0 | 1 | 0 | 1 | 1 | 0 | 0 | 0.5 |
| INDIANA | 11/18/18 | 10 | 2 | 3 | .667 | 1 | 1 | 1.000 | 0 | 0 | .000 | 0 | 0 | 0 | 2.7 | 2 | 0 | 2 | 4 | 0 | 1 | 5 | 2.0 | |
| MONTANA STATE | 11/21/18 | 12 | 2 | 5 | .400 | 0 | 2 | .000 | 2 | 21 | .000 | 1 | 1 | 2 | 2.5 | 2 | 0 | 1 | 0 | 0 | 2 | 6 | 3.0 | |
| UT ARLINGTON | 11/23/18 | 13 | 0 | 1 | .000 | 0 | 0 | .000 | 0 | 2 | .000 | 1 | 1 | 2 | 2.4 | 5 | 1 | 2 | 2 | 1 | 0 | 0 | 2.4 | |
| FIU | 12/01/18 | 19 | 1 | 4 | .250 | 0 | 1 | .000 | 1 | 4 | .250 | 1 | 4 | 5 | 2.8 | 4 | 0 | 1 | 1 | 1 | 1 | 3 | 2.5 | |
| at Colorado State | 12/05/18 | 9 | 2 | 5 | .400 | 0 | 0 | .000 | 1 | 11 | .000 | 3 | 2 | 5 | 3.1 | 3 | 0 | 0 | 0 | 1 | 0 | 5 | 2.9 | |
| WESTERN KENTUCKY | 12/08/18 | 7 | 0 | 2 | .000 | 0 | 1 | .000 | 0 | 0 | .000 | 0 | 1 | 1 | 2.9 | 2 | 0 | 0 | 1 | 0 | 0 | 0 | 2.5 | |
| vs UTSA | 12/15/18 | 10 | 2 | 6 | .333 | 0 | 1 | .000 | 0 | 0 | .000 | 4 | 0 | 4 | 3.0 | 2 | 0 | 0 | 1 | 0 | 0 | 4 | 2.7 | |
| GEORGIA TECH | 12/19/18 | 10 | 0 | 0 | .000 | 0 | 0 | .000 | 2 | 21 | .000 | 1 | 1 | 2 | 2.9 | 2 | 0 | 0 | 0 | 0 | 0 | 2 | 2.6 | |
| TEXAS STATE | 12/22/18 | 22 | 1 | 3 | .333 | 1 | 1 | 1.000 | 1 | 4 | .250 | 3 | 2 | 5 | 3.1 | 2 | 0 | 4 | 2 | 0 | 0 | 4 | 2.7 | |
| AUSTIN PEAY | 12/28/18 | 10 | 0 | 2 | .000 | 0 | 0 | .000 | 1 | 2 | .500 | 2 | 0 | 2 | 3.0 | 1 | 0 | 3 | 0 | 0 | 1 | 1 | 2.6 | |
| at Texas A&M | 01/05/19 | 18 | 3 | 6 | .500 | 0 | 2 | .000 | 0 | 0 | .000 | 3 | 4 | 7 | 3.3 | 4 | 0 | 1 | 1 | 1 | 1 | 6 | 2.8 | |
| FLORIDA | 01/09/19 | 14 | 0 | 1 | .000 | 0 | 1 | .000 | 0 | 4 | .000 | 3 | 5 | 8 | 3.6 | 5 | 1 | 0 | 2 | 1 | 0 | 0 | 2.6 | |
| LSU | 01/12/19 | 12 | 0 | 2 | .000 | 0 | 1 | .000 | 0 | 0 | .000 | 0 | 0 | 0 | 3.4 | 3 | 0 | 1 | 0 | 0 | 1 | 0 | 2.5 | |
| at Tennessee | 01/15/19 | 10 | 0 | 0 | .000 | 0 | 0 | .000 | 5 | 7 | .714 | 0 | 1 | 1 | 3.3 | 5 | 1 | 0 | 2 | 0 | 0 | 5 | 2.6 | |
| at Ole Miss | 01/19/19 | 26 | 5 | 9 | .556 | 0 | 0 | .000 | 3 | 4 | .750 | 2 | 1 | 3 | 3.2 | 4 | 0 | 1 | 4 | 0 | 1 | 13 | 3.2 | |
| MISSOURI | 01/23/19 | 9 | 0 | 2 | .000 | 0 | 1 | .000 | 0 | 0 | .000 | 0 | 2 | 2 | 3.2 | 3 | 0 | 1 | 1 | 0 | 1 | 0 | 3.1 | |
| at Texas Tech | 01/26/19 | 14 | 1 | 3 | .333 | 1 | 1 | 1.000 | 0 | 0 | .000 | 1 | 1 | 2 | 3.1 | 1 | 0 | 0 | 3 | 0 | 0 | 3 | 3.1 | |
| Totals | | 0 | 250 | 19 | 61 | .311 | 3 | 15 | .200 | 17 | 36 | .472 | 29 | 30 | 59 | 3.1 | 55 | 3 | 18 | 25 | 7 | 10 | 58 | 3.1 |

Assists/game: 0.9

Turnovers/game: 1.3

Assist/turnover ratio: 0.7

Steals/game: 0.5

Blocks/game: 0.4

• PERSONAL BESTS •

POINTS

Season: 11 at Ole Miss (01/19/19) SEC: 11 at Ole Miss (01/19/19)

Season: 11 at Ole Miss (01/19/19) SEC: 11 at Ole Miss (01/19/19)

FIELD GOALS MADE

Season: 5 at Ole Miss (01/19/19) SEC: 5 at Ole Miss (01/19/19)

Season: 5 at Ole Miss (01/19/19) SEC: 5 at Ole Miss (01/19/19)

FIELD GOALS ATTEMPTED

Season: 9 at Ole Miss (01/19/19) SEC: 9 at Ole Miss (01/19/19)

Season: 9 at Ole Miss (01/19/19) SEC: 9 at Ole Miss (01/19/19)

3-POINT FIELD GOALS MADE

Season: 1 (3x), last at TX Tech (01/26/19) SEC: --

Career: 1 (3x), last at TX Tech (01/26/19) SEC: --

3-POINT FG ATTEMPTS

Season: 2 (2x), last at TX A&M (01/05/19) SEC: 2 at Texas A&M (01/05/19)

Career: 2 (2x), last at TX A&M (01/05/19) SEC: 2 at Texas A&M (01/05/19)

FREE THROWS MADE

Season: 5 at Tennessee (01/15/19) SEC: 5 at Tennessee (01/15/19)

Season: 5 at Tennessee (01/15/19) SEC: 5 at Tennessee (01/15/19)

FREE THROWS ATTEMPTED

Season: 7 at Tennessee (01/15/19) SEC: 7 at Tennessee (01/15/19)

Season: 7 at Tennessee (01/15/19) SEC: 7 at Tennessee (01/15/19)

REBOUNDS

Season: 8 vs. Florida (01/09/19) SEC: 8 vs. Florida (01/09/19)

Career: 8 vs. Florida (01/09/19) SEC: 8 vs. Florida (01/09/19)

ASSISTS

Season: 4 vs. Texas State (12/22/18) SEC: 1 (3x), last vs. Mizzou (01/23/19)

Career: 4 vs. Texas State (12/22/18) SEC: 2 vs. South Carolina (02/06/18)

STEALS

Season: 2 vs. Montana State (11/21/18) SEC: 1 (3x), last vs. Mizzou (01/23/19)

Career: 2 vs. Montana State (11/21/18) SEC: 1 (5x), last vs. Mizzou (01/23/19)

BLOCKED SHOTS

Season: 1 (6x), last vs. Florida (01/09/19) SEC: 1 (2x), vs. Florida (01/09/19)

Career: 1 (10x), last vs. Fla. (01/09/19) SEC: 1 (5x), last vs. Fla. (01/09/19)

MINUTES

Season: 26 at Ole Miss (01/19/19) SEC: 26 at Ole Miss (01/19/19)

Season: 26 at Ole Miss (01/19/19) SEC: 26 at Ole Miss (01/19/19)

GABE OSABUOHEN CAREER STATISTICS

| Year | GP | GS | Min | Avg | FG | FGA | Pct | 3FG | 3FGA | Pct | FT | FTA | Pct | Off | Def | Tot | Avg | PF | FO | Ass | TO | Blk | Stl | Pts | Avg |
|---------|----|----|-----|------|----|-----|------|-----|------|------|----|-----|------|-----|-----|-----|-----|----|----|-----|----|-----|-----|-----|-----|
| 2017-18 | 20 | 0 | 136 | 6.8 | 10 | 25 | .400 | 0 | 4 | .000 | 2 | 10 | .200 | 6 | 22 | 28 | 1.4 | 21 | 0 | 7 | 11 | 3 | 3 | 22 | 1.1 |
| 2018-19 | 19 | 0 | 250 | 13.2 | 19 | 61 | .311 | 3 | 15 | .200 | 17 | 36 | .472 | 29 | 30 | 59 | 3.1 | 55 | 3 | 18 | 25 | 7 | 10 | 58 | 3.1 |
| TOTAL | 39 | 0 | 386 | 9.9 | 29 | 86 | .337 | 3 | 19 | .158 | 19 | 46 | .413 | 35 | 52 | 87 | 2.2 | 76 | 3 | 25 | 36 | 10 | 13 | 80 | 2.1 |



24 ETHAN HENDERSON

F, Fr., 6-8, 210 | Little Rock, Ark. / Parkview Magnet HS

2018-19 (Fr.) HIGHLIGHTS:

- Had two rebounds and a blocked shot in eight minutes versus Montana State.
- Grabbed two rebounds and dished out first career assist in UTA win.
- Scored first points versus FIU, making a basket and a free throw, and had first steal.
- Saw his first action in eight games at #3 Tennessee and responded well .. Scored on an offensive put-back and had two steals in four minutes of action.



#24 ETHAN HENDERSON 2018-19 GAME STATS

| Opponent | Date | GS | Min | FG FGA | Pct | 3FG 3A | Pct | FT FTA | Pct | O | D | Tot | Avg | PF | FO | A | TO | Blk | Stl | Pts | Avg |
|-------------------|----------|-----|-----|--------|-------|--------|------|--------|------|---|---|-----|-----|----|----|---|----|-----|-----|-----|-----|
| vs Texas | 11/09/18 | DNP | | | | | | | | | | | | | | | | | | | |
| UC DAVIS | 11/12/18 | 2 | | 0 0 | .000 | 0 0 | .000 | 0 0 | .000 | 0 | 0 | 0 | 0.0 | 1 | 0 | 0 | 1 | 0 | 0 | 0 | 0.0 |
| INDIANA | 11/18/18 | DNP | | | | | | | | | | | | | | | | | | | |
| MONTANA STATE | 11/21/18 | 8 | | 0 0 | .000 | 0 0 | .000 | 0 1 | .000 | 1 | 1 | 2 | 1.0 | 1 | 0 | 0 | 2 | 1 | 0 | 0 | 0.0 |
| UT ARLINGTON | 11/23/18 | 2 | | 0 0 | .000 | 0 0 | .000 | 0 0 | .000 | 0 | 2 | 2 | 1.3 | 1 | 0 | 1 | 0 | 0 | 0 | 0 | 0.0 |
| FIU | 12/01/18 | 4 | | 1 1 | 1.000 | 0 0 | .000 | 1 2 | .500 | 0 | 1 | 1 | 1.3 | 0 | 0 | 0 | 0 | 0 | 1 | 3 | 0.8 |
| at Colorado State | 12/05/18 | 2 | | 0 0 | .000 | 0 0 | .000 | 0 0 | .000 | 0 | 0 | 0 | 1.0 | 0 | 0 | 0 | 0 | 0 | 0 | 0 | 0.6 |
| WESTERN KENTUCKY | 12/08/18 | DNP | | | | | | | | | | | | | | | | | | | |
| vs UTSA | 12/15/18 | DNP | | | | | | | | | | | | | | | | | | | |
| GEORGIA TECH | 12/19/18 | DNP | | | | | | | | | | | | | | | | | | | |
| TEXAS STATE | 12/22/18 | DNP | | | | | | | | | | | | | | | | | | | |
| AUSTIN PEAY | 12/28/18 | DNP | | | | | | | | | | | | | | | | | | | |
| at Texas A&M | 01/05/19 | DNP | | | | | | | | | | | | | | | | | | | |
| FLORIDA | 01/09/19 | DNP | | | | | | | | | | | | | | | | | | | |
| LSU | 01/12/19 | DNP | | | | | | | | | | | | | | | | | | | |
| at Tennessee | 01/15/19 | 4 | | 1 1 | 1.000 | 0 0 | .000 | 0 0 | .000 | 1 | 0 | 1 | 1.0 | 0 | 0 | 0 | 0 | 0 | 2 | 2 | 0.8 |
| at Ole Miss | 01/19/19 | DNP | | | | | | | | | | | | | | | | | | | |
| MISSOURI | 01/23/19 | DNP | | | | | | | | | | | | | | | | | | | |
| at Texas Tech | 01/26/19 | DNP | | | | | | | | | | | | | | | | | | | |
| Totals | | 0 | 22 | 2 2 | 1.000 | 0 0 | .000 | 1 3 | .333 | 2 | 4 | 6 | 1.0 | 3 | 0 | 1 | 3 | 1 | 3 | 5 | 0.8 |

Assists/game: 0.2
Turnovers/game: 0.5
Assist/turnover ratio: 0.3
Steals/game: 0.5
Blocks/game: 0.2

• PERSONAL BESTS •

POINTS

Season: 3 vs FIU (12/01/18) SEC: 2 at Tennessee (01/15/19)
Career: -- SEC: --

FIELD GOALS MADE

Season: 1 (2x), last at Tenn. (01/15/19) SEC: 1 at Tennessee (01/15/19)
Career: -- SEC: --

FIELD GOALS ATTEMPTED

Season: 1 (2x), last at Tenn. (01/15/19) SEC: 1 at Tennessee (01/15/19)
Career: -- SEC: --

3-POINT FIELD GOALS MADE

Season: -- SEC: --
Career: -- SEC: --

3-POINT FG ATTEMPTS

Season: -- SEC: --
Career: -- SEC: --

FREE THROWS MADE

Season: 1 vs FIU (12/01/18) SEC: --
Career: -- SEC: --

FREE THROWS ATTEMPTED

Season: 2 vs FIU (12/01/18) SEC: --
Career: -- SEC: --

REBOUNDS

Season: 2 (2x), last vs. UTA (11/23/18) SEC: 1 at Tennessee (01/15/19)
Career: -- SEC: --

ASSISTS

Season: 1 vs UTA (11/23/18) SEC: --
Career: -- SEC: --

STEALS

Season: 2 at Tennessee (01/15/19) SEC: 2 at Tennessee (01/15/19)
Career: -- SEC: --

BLOCKED SHOTS

Season: 1 vs. Montana State (11/21/18) SEC: --
Career: -- SEC: --

MINUTES

Season: 8 vs. Montana State (11/21/18) SEC: 4 at Tennessee (01/15/19)
Career: -- SEC: --

ETHAN HENDERSON CAREER STATISTICS

| Year | GP | GS | Min | Avg | FG FGA | Pct | 3FG 3FGA | Pct | FT FTA | Pct | Off | Def | Tot | Avg | PF | FO | Ast | TO | Blk | Stl | Pts | Avg |
|---------|----|----|-----|-----|--------|-------|----------|------|--------|------|-----|-----|-----|-----|----|----|-----|----|-----|-----|-----|-----|
| 2018-19 | 6 | 0 | 22 | 3.7 | 2 2 | 1.000 | 0 0 | .000 | 1 3 | .333 | 2 | 4 | 6 | 1.0 | 3 | 0 | 1 | 3 | 1 | 3 | 5 | 0.8 |



35 REGGIE CHANEY

F, Fr., 6-8, 222 | Tulsa, Okla. / Findlay Prep (Nev.)

- 15th in the SEC with 26 total blocked shots.
- Blocked a shot in 15 straight games (Game 2-16) ... Zero in last three and in season opener.
- Earned starts versus Texas State and at Ole Miss.
- King of the bounce-back game ... Scored 2 points in 10 minutes vs FIU and bounced back to scored 11 with 8 rebs in 19 minutes at Colorado State ... Only had 7 points in 12 minutes vs Texas State but bounced back to score 12 in 25 minutes vs Austin Peay ... Had zero points in 5 minutes vs. Florida and bounced back to score 12 in 27 minutes vs LSU ... In start at Ole Miss, played 12 minutes with 4 points and 1 rebounds and bounced back to have 6 pts, 6 rebs and 4

assists vs. Mizzou in 23 minutes.

2018-19 (Fr.) HIGHLIGHTS:

- Led the team with a season-best eight rebounds versus UT Arlington ... Matched that total at Colorado State.
- Battled foul trouble versus Texas in debut, but still pulled down five rebounds and had a steal in just 11 minutes.
- Was productive in his 13 minutes versus Indiana, getting four points, three rebounds and three blocked shots
- With Daniel Gafford on the bench at Colorado State in foul trouble in the first half, Chaney stepped up and played a key role in the Razorbacks maintaining the lead ... Had nine points and five rebounds in the half and finished with a season-best 1 points while tying his season-best with eight rebounds.
- Had his best overall game versus UTSA ... Set or tied career highs in minutes (28), points (11 - tied), assists (4), steals (4) and blocked shots (3 - tied) ... Added five rebounds ... "Started" the second half and he responded by going 5-of-5 from the field with two steals, three blocked shots and two assists.
- Backed that up versus Georgia Tech by playing 27 minutes and earning his third "second-half start" of the season.
- Earned first career start versus Texas State ... Had some struggles as he only played 12 minutes and committed five turnovers ... However, he scored seven points (3-of-4 FG and 1-1 FT) and pulled down six rebounds while adding two blocked shots.
- Returned to the bench - and his high-level of play - by playing 25 minutes versus Austin Peay ... Scored a career-high 12 points, making a career-best 6-of-9 shots from the field.
- Struggled in his first two SEC games, but bounced back to play perhaps his best game vs. LSU ... Tied career-highs with 12 points and four steals, adding five rebounds and two blocked shots.
- Followed that by scoring 11 at #3 Tennessee (5-of-7 FG) with six rebounds (five offensive) in 20 minutes.
- Spurred a run in the first half (two layups and a steal) to get the team going in win over Missouri ... Finished with six points, six rebounds, two steals and tied career high with four assists.

#35 REGGIE CHANEY 2018-19 GAME STATS

| Opponent | Date | GS | Min | FG | FGA | Pct | 3FG | FGA | Pct | FT | FTA | Pct | O | D | Tot | Avg | PF | FO | A | TO | Blk | Stl | Pts | Avg |
|-------------------|------------|----|-----|----|------|------|-----|------|------|----|-------|------|----|----|-----|-----|----|----|----|----|-----|-----|-----|-----|
| vs Texas | 11/09/18 | 11 | 0 | 1 | .000 | 0 | 0 | .000 | 0 | 0 | .000 | 0 | 2 | 3 | 5 | 5.0 | 4 | 0 | 0 | 3 | 0 | 1 | 0 | 0.0 |
| UC DAVIS | 11/12/18 | 11 | 1 | 4 | .250 | 0 | 0 | .000 | 1 | 4 | .250 | 1 | 1 | 0 | 1 | 3.0 | 3 | 0 | 0 | 1 | 1 | 0 | 3 | 1.5 |
| INDIANA | 11/18/18 | 13 | 2 | 4 | .500 | 0 | 0 | .000 | 0 | 1 | .000 | 1 | 2 | 3 | 3.0 | 0 | 0 | 0 | 1 | 3 | 0 | 4 | 2.3 | |
| MONTANA STATE | 11/21/18 | 18 | 4 | 6 | .667 | 0 | 0 | .000 | 0 | 0 | .000 | 2 | 3 | 5 | 3.5 | 4 | 0 | 1 | 2 | 1 | 0 | 8 | 3.8 | |
| UT ARLINGTON | 11/23/18 | 18 | 4 | 7 | .571 | 0 | 0 | .000 | 0 | 2 | .000 | 2 | 6 | 8 | 4.4 | 3 | 0 | 0 | 3 | 1 | 0 | 8 | 4.6 | |
| FIU | 12/01/18 | 10 | 1 | 2 | .500 | 0 | 0 | .000 | 0 | 0 | .000 | 0 | 0 | 0 | 3.7 | 2 | 0 | 0 | 0 | 2 | 1 | 2 | 4.2 | |
| at Colorado State | 12/05/18 | 19 | 5 | 8 | .625 | 0 | 0 | .000 | 1 | 3 | .333 | 3 | 5 | 8 | 4.3 | 3 | 0 | 0 | 1 | 3 | 0 | 11 | 5.1 | |
| WESTERN KENTUCKY | 12/08/18 | 14 | 2 | 4 | .500 | 0 | 0 | .000 | 0 | 0 | .000 | 0 | 4 | 4 | 4.3 | 0 | 0 | 0 | 1 | 1 | 0 | 4 | 5.0 | |
| vs UTSA | 12/15/18 | 28 | 5 | 7 | .714 | 0 | 0 | .000 | 1 | 2 | .500 | 1 | 4 | 5 | 4.3 | 2 | 0 | 4 | 0 | 3 | 4 | 11 | 5.7 | |
| GEORGIA TECH | 12/19/18 | 27 | 3 | 6 | .500 | 0 | 0 | .000 | 0 | 0 | .000 | 1 | 3 | 4 | 4.3 | 2 | 0 | 1 | 1 | 3 | 1 | 6 | 5.7 | |
| TEXAS STATE | 12/22/18 * | 12 | 3 | 4 | .750 | 0 | 0 | .000 | 1 | 1 | 1.000 | 1 | 5 | 6 | 4.5 | 4 | 0 | 0 | 5 | 2 | 0 | 7 | 5.8 | |
| AUSTIN PEAY | 12/28/18 | 25 | 6 | 9 | .667 | 0 | 0 | .000 | 0 | 0 | .000 | 1 | 3 | 4 | 4.4 | 2 | 0 | 1 | 2 | 1 | 0 | 12 | 6.3 | |
| at Texas A&M | 01/05/19 | 11 | 1 | 4 | .250 | 0 | 0 | .000 | 0 | 0 | .000 | 0 | 3 | 3 | 4.3 | 3 | 0 | 0 | 0 | 1 | 0 | 2 | 6.0 | |
| FLORIDA | 01/09/19 | 5 | 0 | 2 | .000 | 0 | 0 | .000 | 0 | 0 | .000 | 0 | 1 | 1 | 4.1 | 1 | 0 | 0 | 1 | 1 | 0 | 0 | 5.6 | |
| LSU | 01/12/19 | 27 | 6 | 8 | .750 | 0 | 0 | .000 | 0 | 1 | .000 | 1 | 4 | 5 | 4.1 | 5 | 1 | 1 | 2 | 2 | 4 | 12 | 6.0 | |
| at Tennessee | 01/15/19 | 20 | 5 | 7 | .714 | 0 | 0 | .000 | 1 | 2 | .500 | 5 | 1 | 6 | 4.3 | 4 | 0 | 1 | 1 | 1 | 0 | 11 | 6.3 | |
| at Ole Miss | 01/19/19 * | 12 | 2 | 3 | .667 | 0 | 0 | .000 | 0 | 0 | .000 | 1 | 0 | 1 | 4.1 | 2 | 0 | 0 | 0 | 0 | 0 | 4 | 6.2 | |
| MISSOURI | 01/23/19 | 23 | 3 | 7 | .429 | 0 | 0 | .000 | 0 | 0 | .000 | 2 | 4 | 6 | 4.2 | 4 | 0 | 4 | 1 | 0 | 2 | 6 | 6.2 | |
| at Texas Tech | 01/26/19 | 12 | 1 | 2 | .500 | 0 | 0 | .000 | 2 | 2 | 1.000 | 2 | 1 | 3 | 4.1 | 3 | 0 | 0 | 2 | 0 | 0 | 4 | 6.1 | |
| Totals | | 2 | 316 | 54 | 95 | .568 | 0 | 0 | .000 | 7 | 18 | .389 | 26 | 52 | 78 | 4.1 | 51 | 1 | 13 | 27 | 26 | 13 | 115 | 6.1 |

Assists/game: 0.7
Turnovers/game: 1.4
Assist/turnover ratio: 0.5
Steals/game: 0.7
Blocks/game: 1.4



• PERSONAL BESTS •

| | | |
|---------------------------------|---|---|
| POINTS | Season: 12 (2x), last vs. LSU (01/12/19) | SEC: 12 vs. LSU (01/12/19) |
| Career: -- | SEC: -- | |
| FIELD GOALS MADE | Season: 6 (2x), last vs. LSU (01/12/19) | SEC: 6 vs. LSU (01/12/19) |
| Career: -- | SEC: -- | |
| FIELD GOALS ATTEMPTED | Season: 9 vs. Austin Peay (12/28/18) | SEC: 8 vs. LSU (01/12/19) |
| Career: -- | SEC: -- | |
| 3-POINT FIELD GOALS MADE | Season: -- | SEC: -- |
| Career: -- | SEC: -- | |
| 3-POINT FG ATTEMPTS | Season: -- | SEC: -- |
| Career: -- | SEC: -- | |
| FREE THROWS MADE | Season: 1 (4x), last vs. TX ST (12/22/18) | SEC: 1 at Tennessee (01/15/19) |
| Career: -- | SEC: -- | |
| FREE THROWS ATTEMPTED | Season: 4 vs. UC Davis (11/12/18) | SEC: 2 at Tennessee (01/15/19) |
| Career: -- | SEC: -- | |
| REBOUNDS | Season: 8 (2x), last at CSU (12/05/18) | SEC: 6 (2x), last vs. Mizzou (01/23/19) |
| Career: -- | SEC: -- | |
| ASSISTS | Season: 4 (2x), last vs. Mizzou (01/23/19) | SEC: 2 vs. Missouri (01/23/19) |
| Career: -- | SEC: -- | |
| STEALS | Season: 4 (2x), last vs. LSU (01/12/19) | SEC: 4 vs. LSU (01/12/19) |
| Career: -- | SEC: -- | |
| BLOCKED SHOTS | Season: 3 (4x), last vs. Ga Tech (12/19/18) | SEC: 2 vs. LSU (01/12/19) |
| Career: -- | SEC: -- | |
| MINUTES | Season: 28 vs. UTSA (12/15/18) | SEC: 27 vs. LSU (01/12/19) |
| Career: -- | SEC: -- | |

REGGIE CHANEY CAREER STATISTICS

| Year | GP | GS | Min | Avg | FG | FGA | Pct | 3FG | 3FGA | Pct | FT | FTA | Pct | Off | Def | Tot | Avg | PF | FO | Ast | TO | Blk | Stl | Pts | Avg |
|---------|----|----|-----|------|----|-----|------|-----|------|------|----|-----|------|-----|-----|-----|-----|----|----|-----|----|-----|-----|-----|-----|
| 2018-19 | 19 | 2 | 316 | 16.6 | 54 | 95 | .568 | 0 | 0 | .000 | 7 | 18 | .389 | 26 | 52 | 78 | 4.1 | 51 | 1 | 13 | 27 | 26 | 13 | 115 | 6.1 |

ARKANSAS RAZORBACKS

2018-19 SEASON RESULTS & LEADERS

| | | | | |
|----------------|---------|------|------|---------|
| RECORD: | OVERALL | HOME | AWAY | NEUTRAL |
| ALL GAMES | 11-8 | 8-4 | 2-3 | 1-1 |
| CONFERENCE | 2-4 | 1-2 | 1-2 | 0-0 |
| NON-CONFERENCE | 9-4 | 7-2 | 1-1 | 1-1 |

| DATE | TIME (CT) | OPPONENT | TV | RESULT | ATTEND | RECORD (SEC) | HIGH POINTS | HIGH REBOUNDS |
|-------------|-----------|---------------------|--------------------|--------------|--------|--------------|---------------------------|-------------------------------------|
| 11/09/18 | 6:00 pm | # vs Texas | ESPN | (ot) 71-73 L | 1400 | 0-1 | (20)Daniel Gafford | (12)Daniel Gafford |
| 11/12/18 | 7:00 pm | + UC DAVIS | SEC Network Plus | W 81-58 | 13444 | 1-1 | (20)Mason Jones | (8)Mason Jones |
| 11/18/18 | 2:30 pm | + INDIANA | ESPN | W 73-72 | 17456 | 2-1 | (27)Daniel Gafford | (12)Daniel Gafford |
| 11/21/18 | 7:00 pm | + MONTANA STATE | SEC Network Plus | W 90-68 | 13698 | 3-1 | (18)Mason Jones | (7)Daniel Gafford |
| 11/23/18 | 7:00 pm | + UT ARLINGTON | SEC Network Plus | W 78-60 | 17403 | 4-1 | (21)Daniel Gafford | (8)Reggie Chaney |
| 12/01/18 | 7:00 pm | FIU | SEC Network Plus | W 121-89 | 13763 | 5-1 | (34)Isaiah Joe | (12)Daniel Gafford |
| 12/05/18 | 9:00 pm | at Colorado State | CBS Sports Network | W 98-74 | 3238 | 6-1 | (16)Mason Jones | (9)Daniel Gafford |
| 12/08/18 | 2:30 pm | WESTERN KENTUCKY | SEC Network | 77-78 L | 14488 | 6-2 | (19)Isaiah Joe | (9)Daniel Gafford |
| 12/15/18 | 7:00 pm | ! vs UTSA | -- | W 79-67 | 13728 | 7-2 | (21)Isaiah Joe | (14)Daniel Gafford |
| 12/19/18 | 8:00 pm | GEORGIA TECH | SEC Network | 65-69 L | 14368 | 7-3 | (17)Mason Jones | (8)Daniel Gafford |
| 12/22/18 | 1:00 pm | TEXAS STATE | SEC Network | W 73-70 | 13463 | 8-3 | (21)Mason Jones | (10)Daniel Gafford |
| 12/28/18 | 7:00 pm | AUSTIN PEAY | SEC Network Plus | W 76-65 | 14267 | 9-3 | (16)Daniel Gafford | (10)Daniel Gafford |
| 01/05/19 | 5:00 pm | * at Texas A&M | SEC Network | W 73-71 | 10049 | 10-3 | 1-0 (15)Jalen Harris | (11)Daniel Gafford |
| 01/09/19 | 7:00 pm | * FLORIDA | SEC Network | 51-57 L | 17160 | 10-4 | 1-1 (30)Mason Jones | (12)Daniel Gafford |
| 01/12/19 | 5:00 pm | * LSU | SEC Network | (ot) 88-94 L | 17361 | 10-5 | 1-2 (32)Daniel Gafford | (7)Daniel Gafford |
| 01/15/19 | 6:00 pm | * at #3 Tennessee | ESPN2 | 87-106 L | 19282 | 10-6 | 1-3 (23)Isaiah Joe | (7)Daniel Gafford (7)Mason Jones |
| 01/19/19 | Noon | * at #18 Ole Miss | SEC Network | 67-84 L | 9500 | 10-7 | 1-4 (16)K. Embery-Simpson | (10)Daniel Gafford |
| 01/23/19 | 8:00 pm | * MISSOURI | SEC Network | W 72-60 | 13881 | 11-7 | 2-4 (23)Isaiah Joe | (10)Daniel Gafford |
| 01/26/19 | 5:00 pm | % at #13 Texas Tech | ESPN2 | 64-67 L | 14290 | 11-8 | (16)Daniel Gafford | (5)Daniel Gafford |
| 01/29/19 | 6:00 pm | * GEORGIA | ESPNU | | | | | |
| 02/02/19 | 5:00 pm | * at LSU | SEC Network | | | | | |
| 02/05/19 | 8:00 pm | * VANDERBILT | SEC Network | | | | | |
| 02/09/19 | 2:30 pm | * at South Carolina | SEC Network | | | | | |
| 02/12/19 | 8:00 pm | * at Missouri | ESPN/ESPN2/ESPNU | | | | | |
| 02/16/19 | 7:30 pm | * MISSISSIPPI STATE | SEC Network | | | | | |
| 02/20/19 | 7:30 pm | * at Auburn | SEC Network | | | | | |
| 02/23/19 | 7:30 pm | * TEXAS A&M | SEC Network | | | | | |
| 02/26/19 | 8:00 pm | * at Kentucky | ESPN/ESPN2/SEC | | | | | |
| 03/02/19 | Noon | * OLE MISS | SEC Network | | | | | |
| 03/06/19 | 7:30 pm | * at Vanderbilt | SEC Network | | | | | |
| 03/09/19 | 5:00 pm | * ALABAMA | SEC Network | | | | | |
| 03/13-17/19 | | ^ SEC Tournament | TBD | | | | | |

Home Games in CAPS | * - Conference game | # - ESPN Armed Forces Classic (Fort Bliss - El Paso, Texas) | + = Hardwood Classic
! - at Verizon Arena (North Little Rock, Ark.) | % - Big 12/SEC Challenge | ^ - SEC Tournament (Nashville, Tenn. - Bridgestone Arena)

| ATTENDANCE SUMMARY | GAMES | TOTALS | AVG/GAME |
|--------------------|-------|--------|----------|
| HOME | 12 | 180752 | 15063 |
| AWAY | 5 | 56359 | 11272 |
| NEUTRAL | 2 | 15128 | 7564 |
| TOTAL | 19 | 252239 | 13276 |

ARKANSAS RAZORBACKS

2018-19 SEASON STATISTICS • ALL GAMES

| | | | | |
|----------------|---------|------|------|---------|
| RECORD: | OVERALL | HOME | AWAY | NEUTRAL |
| ALL GAMES | 11-8 | 8-4 | 2-3 | 1-1 |
| CONFERENCE | 2-4 | 1-2 | 1-2 | 0-0 |
| NON-CONFERENCE | 9-4 | 7-2 | 1-1 | 1-1 |

| | | | | • TOTAL • | | | | | • 3-PTS • | | | | | • REBOUNDS • | | | | | | | | | | | | | |
|----|-------------------|----|----|-----------|------|-----|------|-------|-----------|-----|------|-----|-----|--------------|-----|-----|-----|------|-----|----|-----|-----|-----|-----|------|------|--|
| ## | Player | GP | GS | Min | Avg | FG | FGA | Pct | 3FG | FGA | Pct | FT | FTA | Pct | Off | Def | Tot | Avg | PF | FO | A | TO | Blk | Stl | Pts | Avg | |
| 10 | Daniel Gafford | 19 | 19 | 547 | 28.8 | 121 | 183 | .661 | 0 | 0 | .000 | 68 | 120 | .567 | 54 | 120 | 174 | 9.2 | 51 | 2 | 14 | 48 | 36 | 20 | 310 | 16.3 | |
| 01 | Isaiah Joe | 19 | 19 | 562 | 29.6 | 86 | 202 | .426 | 68 | 157 | .433 | 34 | 46 | .739 | 13 | 35 | 48 | 2.5 | 35 | 0 | 32 | 25 | 1 | 30 | 274 | 14.4 | |
| 13 | Mason Jones | 19 | 19 | 573 | 30.2 | 75 | 187 | .401 | 42 | 121 | .347 | 70 | 86 | .814 | 13 | 77 | 90 | 4.7 | 48 | 2 | 56 | 39 | 3 | 19 | 262 | 13.8 | |
| 05 | Jalen Harris | 19 | 19 | 587 | 30.9 | 53 | 146 | .363 | 7 | 46 | .152 | 49 | 69 | .710 | 8 | 43 | 51 | 2.7 | 38 | 0 | 118 | 33 | 2 | 23 | 162 | 8.5 | |
| 02 | Adrio Bailey | 19 | 17 | 370 | 19.5 | 47 | 104 | .452 | 1 | 5 | .200 | 25 | 44 | .568 | 16 | 48 | 64 | 3.4 | 48 | 2 | 17 | 17 | 15 | 14 | 120 | 6.3 | |
| 35 | Reggie Chaney | 19 | 2 | 316 | 16.6 | 54 | 95 | .568 | 0 | 0 | .000 | 7 | 18 | .389 | 26 | 52 | 78 | 4.1 | 51 | 1 | 13 | 27 | 26 | 13 | 115 | 6.1 | |
| 11 | K. Embery-Simpson | 19 | 0 | 285 | 15.0 | 28 | 87 | .322 | 14 | 55 | .255 | 17 | 24 | .708 | 5 | 18 | 23 | 1.2 | 25 | 0 | 16 | 12 | 2 | 17 | 87 | 4.6 | |
| 00 | Desi Sills | 19 | 0 | 292 | 15.4 | 27 | 60 | .450 | 10 | 30 | .333 | 17 | 27 | .630 | 7 | 17 | 24 | 1.3 | 38 | 0 | 32 | 31 | 0 | 10 | 81 | 4.3 | |
| 22 | Gabe Osabuohien | 19 | 0 | 250 | 13.2 | 19 | 61 | .311 | 3 | 15 | .200 | 17 | 36 | .472 | 29 | 30 | 59 | 3.1 | 55 | 3 | 18 | 25 | 7 | 10 | 58 | 3.1 | |
| 25 | Jordan Phillips | 7 | 0 | 38 | 5.4 | 3 | 20 | .150 | 0 | 6 | .000 | 4 | 4 | 1.000 | 1 | 4 | 5 | 0.7 | 6 | 0 | 1 | 2 | 0 | 1 | 10 | 1.4 | |
| 24 | Ethan Henderson | 6 | 0 | 22 | 3.7 | 2 | 2 | 1.000 | 0 | 0 | .000 | 1 | 3 | .333 | 2 | 4 | 6 | 1.0 | 3 | 0 | 1 | 3 | 1 | 3 | 5 | 0.8 | |
| 15 | Jonathan Holmes | 3 | 0 | 7 | 2.3 | 0 | 5 | .000 | 0 | 3 | .000 | 0 | 0 | .000 | 0 | 0 | 0 | 0.0 | 1 | 0 | 0 | 0 | 0 | 0 | 0 | 0.0 | |
| 12 | Ty Stevens | 1 | 0 | 1 | 1.0 | 0 | 0 | .000 | 0 | 0 | .000 | 0 | 0 | .000 | 0 | 0 | 0 | 0.0 | 0 | 0 | 0 | 0 | 0 | 0 | 0 | 0.0 | |
| TM | TEAM..... | | | | | | | | | | | | | | 36 | 39 | 75 | 3.9 | 1 | | 5 | | | | 0 | | |
| | ARKANSAS..... | 19 | | | | 515 | 1152 | .447 | 145 | 438 | .331 | 309 | 477 | .648 | 210 | 487 | 697 | 36.7 | 400 | 10 | 318 | 267 | 93 | 160 | 1484 | 78.1 | |
| | Opponents..... | 19 | | | | 459 | 1114 | .412 | 156 | 479 | .326 | 308 | 438 | .703 | 227 | 494 | 721 | 37.9 | 433 | - | 246 | 316 | 53 | 112 | 1382 | 72.7 | |

| | | | | |
|-------------------|-----|-----|----|-------|
| SCORE BY PERIODS: | 1st | 2nd | OT | Total |
| Arkansas | 698 | 771 | 15 | 1484 |
| Opponents | 664 | 695 | 23 | 1382 |

| | | | |
|--------------------|-----|-----|-------|
| DEADBALL REBOUNDS: | OFF | DEF | TOTAL |
| Arkansas | 84 | 20 | 104 |
| Opponents | 51 | 17 | 68 |

ARKANSAS RAZORBACKS

2018-19 STATISTICS • SEC GAMES ONLY

| | | | | |
|-----------|---------|------|------|---------|
| RECORD: | OVERALL | HOME | AWAY | NEUTRAL |
| SEC GAMES | 2-4 | 1-2 | 1-2 | 0-0 |

| ## | Player | GP | GS | • TOTAL • | | | | • 3-PTS • | | | | • REBOUNDS • | | | | | | | | | | | | | | |
|----|-------------------|----|----|-----------|------|-----|-----|-----------|-----|-----|------|--------------|-----|------|-----|-----|-----|------|-----|----|----|----|-----|----|-----|------|
| | | | | Min | Avg | FG | FGA | Pct | 3FG | FGA | Pct | FT | FTA | Pct | Off | Def | Tot | Avg | PF | FO | A | TO | Blk | St | Pts | Avg |
| 13 | Mason Jones | 6 | 6 | 186 | 31.0 | 26 | 70 | .371 | 13 | 47 | .277 | 25 | 29 | .862 | 4 | 22 | 26 | 4.3 | 13 | 0 | 16 | 17 | 2 | 5 | 90 | 15.0 |
| 10 | Daniel Gafford | 6 | 6 | 175 | 29.2 | 34 | 55 | .618 | 0 | 0 | .000 | 16 | 32 | .500 | 19 | 38 | 57 | 9.5 | 19 | 1 | 4 | 12 | 5 | 6 | 84 | 14.0 |
| 01 | Isaiah Joe | 6 | 6 | 192 | 32.0 | 26 | 62 | .419 | 22 | 51 | .431 | 5 | 9 | .556 | 6 | 14 | 20 | 3.3 | 11 | 0 | 9 | 8 | 1 | 8 | 79 | 13.2 |
| 05 | Jalen Harris | 6 | 6 | 193 | 32.2 | 14 | 39 | .359 | 3 | 16 | .188 | 12 | 23 | .522 | 2 | 14 | 16 | 2.7 | 10 | 0 | 36 | 16 | 0 | 5 | 43 | 7.2 |
| 35 | Reggie Chaney | 6 | 1 | 98 | 16.3 | 17 | 31 | .548 | 0 | 0 | .000 | 1 | 3 | .333 | 9 | 13 | 22 | 3.7 | 19 | 1 | 6 | 5 | 5 | 6 | 35 | 5.8 |
| 02 | Adrio Bailey | 6 | 5 | 104 | 17.3 | 12 | 37 | .324 | 0 | 0 | .000 | 5 | 9 | .556 | 6 | 11 | 17 | 2.8 | 13 | 1 | 5 | 5 | 2 | 2 | 29 | 4.8 |
| 11 | K. Embery-Simpson | 6 | 0 | 91 | 15.2 | 8 | 29 | .276 | 4 | 19 | .211 | 6 | 7 | .857 | 2 | 5 | 7 | 1.2 | 7 | 0 | 7 | 3 | 0 | 6 | 26 | 4.3 |
| 00 | Desi Sills | 6 | 0 | 91 | 15.2 | 9 | 22 | .409 | 3 | 10 | .300 | 5 | 8 | .625 | 3 | 2 | 5 | 0.8 | 12 | 0 | 8 | 11 | 0 | 1 | 26 | 4.3 |
| 22 | Gabe Osabuohien | 6 | 0 | 89 | 14.8 | 8 | 20 | .400 | 0 | 5 | .000 | 8 | 15 | .533 | 8 | 13 | 21 | 3.5 | 24 | 2 | 4 | 10 | 2 | 4 | 24 | 4.0 |
| 24 | Ethan Henderson | 1 | 0 | 4 | 4.0 | 1 | 1 | 1.000 | 0 | 0 | .000 | 0 | 0 | .000 | 1 | 0 | 1 | 1.0 | 0 | 0 | 0 | 0 | 0 | 2 | 2 | 2.0 |
| 25 | Jordan Phillips | 1 | 0 | 2 | 2.0 | 0 | 1 | .000 | 0 | 1 | .000 | 0 | 0 | .000 | 0 | 0 | 0 | 0.0 | 0 | 0 | 0 | 0 | 0 | 0 | 0 | 0.0 |
| TM | TEAM..... | | | | | | | | | | | | | | 12 | 9 | 21 | 3.5 | 1 | | 3 | | | | 0 | |
| | RAZORBACKS..... | 6 | | | | 155 | 367 | .422 | 45 | 149 | .302 | 83 | 135 | .615 | 72 | 141 | 213 | 35.5 | 129 | 5 | 95 | 90 | 17 | 45 | 438 | 73.0 |
| | Opponents..... | 6 | | | | 156 | 346 | .451 | 49 | 140 | .350 | 111 | 139 | .799 | 62 | 159 | 221 | 36.8 | 131 | - | 85 | 93 | 17 | 37 | 472 | 78.7 |

| | | | | |
|-------------------|-----|-----|----|-------|
| SCORE BY PERIODS: | 1st | 2nd | OT | Total |
| Arkansas | 197 | 234 | 7 | 438 |
| Opponents | 249 | 210 | 13 | 472 |

| | | | |
|--------------------|-----|-----|-------|
| DEADBALL REBOUNDS: | OFF | DEF | TOTAL |
| Arkansas | 28 | 5 | 33 |
| Opponents | 10 | 5 | 15 |

2018-19 RAZORBACK GAME-BY-GAME STATISTICS

| Opponent | Date | Score | W/L | • TOTAL • | | | • 3-PTRS • | | | FT FTA Pct | | | • REBOUNDS • | | | | PF | A | TO | Blk | Stl | Pts | Avg |
|-------------------|----------|--------|-----|-----------|------|------|------------|-----|------|------------|-----|------|--------------|-----|-----|------|-----|-----|-----|-----|-----|------|------|
| | | | | FG | FGA | Pct | 3FG | FGA | Pct | | | | Off | Def | Tot | Avg | | | | | | | |
| vs Texas | 11/09/18 | 71-73 | Lot | 25 | 61 | .410 | 8 | 22 | .364 | 13 | 24 | .542 | 10 | 36 | 46 | 46.0 | 23 | 8 | 18 | 5 | 6 | 71 | 71.0 |
| UC DAVIS | 11/12/18 | 81-58 | W | 23 | 49 | .469 | 8 | 20 | .400 | 27 | 41 | .659 | 5 | 26 | 31 | 38.5 | 21 | 14 | 15 | 6 | 10 | 81 | 76.0 |
| INDIANA | 11/18/18 | 73-72 | W | 28 | 64 | .438 | 6 | 23 | .261 | 11 | 19 | .579 | 9 | 23 | 32 | 36.3 | 16 | 20 | 12 | 7 | 8 | 73 | 75.0 |
| MONTANA STATE | 11/21/18 | 90-68 | W | 37 | 70 | .529 | 11 | 35 | .314 | 5 | 10 | .500 | 10 | 24 | 34 | 35.8 | 25 | 29 | 14 | 4 | 13 | 90 | 78.8 |
| UT ARLINGTON | 11/23/18 | 78-60 | W | 21 | 55 | .382 | 2 | 16 | .125 | 34 | 46 | .739 | 14 | 32 | 46 | 37.8 | 25 | 15 | 16 | 4 | 7 | 78 | 78.6 |
| FIU | 12/01/18 | 121-89 | W | 42 | 69 | .609 | 13 | 25 | .520 | 24 | 39 | .615 | 10 | 40 | 50 | 39.8 | 28 | 27 | 14 | 11 | 11 | 121 | 85.7 |
| at Colorado State | 12/05/18 | 98-74 | W | 38 | 73 | .521 | 14 | 28 | .500 | 8 | 14 | .571 | 15 | 31 | 46 | 40.7 | 22 | 28 | 7 | 9 | 8 | 98 | 87.4 |
| WESTERN KENTUCKY | 12/08/18 | 77-78 | L | 30 | 69 | .435 | 8 | 25 | .320 | 9 | 16 | .563 | 9 | 25 | 34 | 39.9 | 13 | 10 | 7 | 4 | 6 | 77 | 86.1 |
| vs UTSA | 12/15/18 | 79-67 | W | 23 | 55 | .418 | 6 | 16 | .375 | 27 | 34 | .794 | 11 | 28 | 39 | 39.8 | 20 | 17 | 15 | 8 | 7 | 79 | 85.3 |
| GEORGIA TECH | 12/19/18 | 65-69 | L | 24 | 63 | .381 | 10 | 32 | .313 | 7 | 9 | .778 | 13 | 18 | 31 | 38.9 | 17 | 16 | 16 | 6 | 7 | 65 | 83.3 |
| TEXAS STATE | 12/22/18 | 73-70 | W | 21 | 47 | .447 | 3 | 11 | .273 | 28 | 40 | .700 | 9 | 25 | 34 | 38.5 | 20 | 12 | 15 | 5 | 8 | 73 | 82.4 |
| AUSTIN PEAY | 12/28/18 | 76-65 | W | 27 | 62 | .435 | 7 | 17 | .412 | 15 | 24 | .625 | 14 | 20 | 34 | 38.1 | 21 | 21 | 11 | 5 | 14 | 76 | 81.8 |
| at Texas A&M | 01/05/19 | 73-71 | W | 26 | 70 | .371 | 10 | 33 | .303 | 11 | 22 | .500 | 17 | 30 | 47 | 38.8 | 22 | 16 | 8 | 3 | 3 | 73 | 81.2 |
| FLORIDA | 01/09/19 | 51-57 | L | 15 | 50 | .300 | 6 | 26 | .231 | 15 | 26 | .577 | 10 | 32 | 42 | 39.0 | 20 | 10 | 16 | 5 | 5 | 51 | 79.0 |
| LSU | 01/12/19 | 88-94 | Lot | 34 | 66 | .515 | 3 | 16 | .188 | 17 | 28 | .607 | 11 | 20 | 31 | 38.5 | 24 | 21 | 16 | 5 | 9 | 88 | 79.6 |
| at Tennessee | 01/15/19 | 87-106 | L | 32 | 67 | .478 | 10 | 26 | .385 | 13 | 22 | .591 | 16 | 17 | 33 | 38.1 | 28 | 16 | 19 | 1 | 9 | 87 | 80.1 |
| at Ole Miss | 01/19/19 | 67-84 | L | 22 | 55 | .400 | 6 | 23 | .261 | 17 | 21 | .810 | 10 | 21 | 31 | 37.7 | 15 | 14 | 17 | 3 | 6 | 67 | 79.3 |
| MISSOURI | 01/23/19 | 72-60 | W | 26 | 59 | .441 | 10 | 25 | .400 | 10 | 16 | .625 | 8 | 21 | 29 | 37.2 | 20 | 18 | 14 | 0 | 13 | 72 | 78.9 |
| at Texas Tech | 01/26/19 | 64-67 | L | 21 | 48 | .438 | 4 | 19 | .211 | 18 | 26 | .692 | 9 | 18 | 27 | 36.7 | 20 | 6 | 17 | 2 | 10 | 64 | 78.1 |
| Arkansas | | 1484 | | 515 | 1152 | .447 | 145 | 438 | .331 | 309 | 477 | .648 | 210 | 487 | 697 | 36.7 | 400 | 318 | 267 | 93 | 160 | 1484 | 78.1 |
| Opponents | | 1382 | | 459 | 1114 | .412 | 156 | 479 | .326 | 308 | 438 | .703 | 227 | 494 | 721 | 37.9 | 433 | 246 | 316 | 53 | 112 | 1382 | 72.7 |

Assists/game: 16.7

Turnovers/game: 14.1

Assist/turnover ratio: 1.2

Steals/game: 8.4

Blocks/game: 4.9

2018-19 OPPONENT GAME-BY-GAME STATISTICS

| Opponent | Date | Score | W/L | • TOTAL • | | | • 3-PTRS • | | | | | | • REBOUNDS • | | | | PF | | | | | | |
|-------------------|----------|--------|-----|-----------|------|------|------------|-----|------|-----|-----|------|--------------|-----|-----|------|-----|-----|-----|-----|-----|------|------|
| | | | | FG | FGA | Pct | 3FG | FGA | Pct | FT | FTA | Pct | Off | Def | Tot | Avg | | A | TO | Blk | Stl | Pts | Avg |
| vs Texas | 11/09/18 | 71-73 | Lot | 21 | 67 | .313 | 10 | 31 | .323 | 21 | 30 | .700 | 16 | 32 | 48 | 48.0 | 25 | 10 | 14 | 5 | 8 | 73 | 73.0 |
| UC DAVIS | 11/12/18 | 81-58 | W | 18 | 56 | .321 | 7 | 29 | .241 | 15 | 18 | .833 | 11 | 25 | 36 | 42.0 | 32 | 11 | 24 | 0 | 3 | 58 | 65.5 |
| INDIANA | 11/18/18 | 73-72 | W | 27 | 58 | .466 | 8 | 20 | .400 | 10 | 15 | .667 | 8 | 32 | 40 | 41.3 | 20 | 13 | 18 | 1 | 4 | 72 | 67.7 |
| MONTANA STATE | 11/21/18 | 90-68 | W | 21 | 59 | .356 | 11 | 34 | .324 | 15 | 24 | .625 | 18 | 22 | 40 | 41.0 | 17 | 12 | 24 | 0 | 5 | 68 | 67.8 |
| UT ARLINGTON | 11/23/18 | 78-60 | W | 18 | 55 | .327 | 6 | 27 | .222 | 18 | 27 | .667 | 9 | 27 | 36 | 40.0 | 34 | 7 | 19 | 2 | 8 | 60 | 66.2 |
| FIU | 12/01/18 | 121-89 | W | 31 | 83 | .373 | 6 | 37 | .162 | 21 | 34 | .618 | 20 | 23 | 43 | 40.5 | 27 | 16 | 14 | 2 | 8 | 89 | 70.0 |
| at Colorado State | 12/05/18 | 98-74 | W | 21 | 54 | .389 | 11 | 23 | .478 | 21 | 30 | .700 | 8 | 24 | 32 | 39.3 | 15 | 16 | 9 | 1 | 4 | 74 | 70.6 |
| WESTERN KENTUCKY | 12/08/18 | 77-78 | L | 29 | 58 | .500 | 9 | 22 | .409 | 11 | 17 | .647 | 8 | 29 | 37 | 39.0 | 15 | 18 | 14 | 8 | 4 | 78 | 71.5 |
| vs UTSA | 12/15/18 | 79-67 | W | 21 | 61 | .344 | 8 | 29 | .276 | 17 | 24 | .708 | 14 | 22 | 36 | 38.7 | 29 | 8 | 12 | 3 | 7 | 67 | 71.0 |
| GEORGIA TECH | 12/19/18 | 65-69 | L | 25 | 55 | .455 | 5 | 17 | .294 | 14 | 20 | .700 | 15 | 28 | 43 | 39.1 | 16 | 14 | 20 | 6 | 8 | 69 | 70.8 |
| TEXAS STATE | 12/22/18 | 73-70 | W | 25 | 60 | .417 | 12 | 26 | .462 | 8 | 21 | .381 | 17 | 25 | 42 | 39.4 | 29 | 11 | 16 | 0 | 7 | 70 | 70.7 |
| AUSTIN PEAY | 12/28/18 | 76-65 | W | 24 | 59 | .407 | 4 | 25 | .160 | 13 | 20 | .650 | 15 | 27 | 42 | 39.6 | 22 | 11 | 18 | 4 | 4 | 65 | 70.2 |
| at Texas A&M | 01/05/19 | 73-71 | W | 25 | 61 | .410 | 5 | 24 | .208 | 16 | 25 | .640 | 11 | 31 | 42 | 39.8 | 22 | 14 | 8 | 6 | 2 | 71 | 70.3 |
| FLORIDA | 01/09/19 | 51-57 | L | 18 | 58 | .310 | 6 | 26 | .231 | 15 | 19 | .789 | 10 | 29 | 39 | 39.7 | 25 | 9 | 12 | 2 | 4 | 57 | 69.4 |
| LSU | 01/12/19 | 88-94 | Lot | 33 | 64 | .516 | 10 | 25 | .400 | 18 | 22 | .818 | 12 | 24 | 36 | 39.5 | 28 | 15 | 19 | 3 | 7 | 94 | 71.0 |
| at Tennessee | 01/15/19 | 87-106 | L | 30 | 57 | .526 | 11 | 18 | .611 | 35 | 39 | .897 | 12 | 22 | 34 | 39.1 | 17 | 19 | 17 | 3 | 9 | 106 | 73.2 |
| at Ole Miss | 01/19/19 | 67-84 | L | 31 | 64 | .484 | 7 | 22 | .318 | 15 | 17 | .882 | 13 | 27 | 40 | 39.2 | 18 | 19 | 13 | 3 | 13 | 84 | 73.8 |
| MISSOURI | 01/23/19 | 72-60 | W | 19 | 42 | .452 | 10 | 25 | .400 | 12 | 17 | .706 | 4 | 26 | 30 | 38.7 | 21 | 9 | 24 | 0 | 2 | 60 | 73.1 |
| at Texas Tech | 01/26/19 | 64-67 | L | 22 | 43 | .512 | 10 | 19 | .526 | 13 | 19 | .684 | 6 | 19 | 25 | 37.9 | 21 | 14 | 21 | 4 | 5 | 67 | 72.7 |
| Opponents | | 1382 | | 459 | 1114 | .412 | 156 | 479 | .326 | 308 | 438 | .703 | 227 | 494 | 721 | 37.9 | 433 | 246 | 316 | 53 | 112 | 1382 | 72.7 |
| Arkansas | | 1484 | | 515 | 1152 | .447 | 145 | 438 | .331 | 309 | 477 | .648 | 210 | 487 | 697 | 36.7 | 400 | 318 | 267 | 93 | 160 | 1484 | 78.1 |

Assists/game: 12.9

Turnovers/game: 16.6

Assist/turnover ratio: 0.8

Steals/game: 5.9

Blocks/game: 2.8

ARKANSAS RAZORBACKS

2018-19 GAME-BY-GAME POINTS-ASSISTS-REBOUNDS

| | | | | 00 | 01 | 02 | 05 | 10 | 11 | 12 | 13 | 15 | 22 | 24 | 35 |
|----------|----------|--------|-----|--------|--------|--------|---------|---------|----------------|---------|---------|--------|-----------|-----------|--------|
| Opponent | Date | Score | WL | SILLS | JOE | BAILEY | HARRIS | GAFFORD | EMBERY-SIMPSON | STEVENS | JONES | HOLMES | OSABUOHEN | HENDERSON | CHANEY |
| vs TEX | 11/09/18 | 71-73 | LOT | 3-1-0 | 17-2-0 | 8-5-1 | 11-5-4 | 20-12-0 | 0-2-0 | DNP | 11-6-3 | DNP | 1-3-0 | DNP | 0-5-0 |
| UCD | 11/12/18 | 81-58 | W | 2-1-0 | 14-5-2 | 20-4-2 | 2-2-4 | 12-4-2 | 7-0-1 | DNP | 21-8-2 | DNP | 0-5-1 | 0-0-0 | 3-1-0 |
| IND | 11/18/18 | 73-72 | W | 2-1-2 | 13-2-3 | 4-1-1 | 5-2-4 | 27-12-0 | 2-2-1 | DNP | 11-5-7 | DNP | 5-0-2 | DNP | 4-3-0 |
| MSU | 11/21/18 | 90-68 | W | 5-1-5 | 10-3-5 | 10-3-2 | 11-2-11 | 16-7-0 | 6-0-1 | 0-0-0 | 18-3-3 | 0-0-0 | 6-2-1 | 0-2-0 | 8-5-1 |
| UTA | 11/23/18 | 78-60 | W | 3-1-2 | 10-3-3 | 14-5-1 | 14-3-6 | 21-5-0 | 2-3-0 | DNP | 4-5-0 | 0-0-0 | 0-2-2 | 0-2-1 | 8-8-0 |
| FIU | 12/01/18 | 121-89 | W | 7-3-6 | 34-1-3 | 10-5-1 | 9-3-10 | 23-12-0 | 7-3-3 | DNP | 19-10-3 | 0-0-0 | 3-5-1 | 3-1-0 | 2-0-0 |
| at CSU | 12/05/18 | 98-74 | W | 8-1-2 | 14-2-1 | 10-8-3 | 8-5-12 | 12-9-3 | 14-2-2 | DNP | 16-4-4 | DNP | 5-5-0 | 0-0-0 | 11-8-0 |
| WKU | 12/08/18 | 77-78 | L | 9-2-0 | 19-3-1 | 0-5-0 | 13-4-7 | 17-9-1 | 0-0-0 | DNP | 15-3-1 | DNP | 0-1-0 | DNP | 4-4-0 |
| vs UTSA | 12/15/18 | 79-67 | W | 9-1-0 | 21-1-0 | 2-3-0 | 11-2-10 | 13-14-0 | 2-0-0 | DNP | 6-4-3 | DNP | 4-4-0 | DNP | 11-5-4 |
| GT | 12/19/18 | 65-69 | L | 6-2-0 | 13-3-3 | 0-2-0 | 7-3-4 | 14-8-3 | 0-0-0 | DNP | 17-6-5 | DNP | 2-2-0 | DNP | 6-4-1 |
| TXST | 12/22/18 | 73-70 | W | 0-0-2 | 10-3-0 | 0-3-0 | 10-0-1 | 19-10-1 | 2-2-0 | DNP | 21-4-4 | DNP | 4-5-4 | DNP | 7-6-0 |
| APSU | 12/28/18 | 76-65 | W | 0-3-5 | 15-0-1 | 5-1-0 | 7-3-7 | 16-10-0 | 14-1-0 | DNP | 2-3-4 | DNP | 1-2-3 | DNP | 12-4-1 |
| at TAMU | 01/05/19 | 73-71 | W | 14-1-1 | 11-2-1 | 5-5-0 | 15-3-9 | 11-11-1 | 0-2-0 | DNP | 9-5-3 | DNP | 6-7-1 | DNP | 2-3-0 |
| UF | 01/09/19 | 51-57 | L | 0-0-0 | 6-3-3 | 4-5-0 | 2-1-3 | 9-12-1 | 0-3-0 | DNP | 30-2-3 | DNP | 0-8-0 | DNP | 0-1-0 |
| LSU | 01/12/19 | 88-94 | LOT | 0-1-5 | 5-5-2 | 8-3-3 | 7-1-6 | 32-7-0 | 2-0-2 | DNP | 22-6-1 | DNP | 0-0-1 | DNP | 12-5-1 |
| at UT | 01/15/19 | 87-106 | L | 2-0-1 | 23-4-0 | 7-2-0 | 6-3-5 | 10-7-0 | 3-0-3 | DNP | 18-7-6 | DNP | 5-1-0 | 2-1-0 | 11-6-1 |
| at OM | 01/19/19 | 67-84 | L | 2-0-0 | 11-5-1 | 4-2-2 | 3-6-7 | 9-10-1 | 16-1-0 | DNP | 5-2-2 | DNP | 13-3-1 | DNP | 4-1-0 |
| MIZ | 01/23/19 | 72-60 | W | 8-3-1 | 23-1-2 | 1-0-0 | 10-2-6 | 13-10-1 | 5-1-2 | DNP | 6-4-1 | DNP | 0-2-1 | DNP | 6-6-4 |
| at TTU | 01/26/19 | 64-67 | L | 1-2-0 | 5-0-1 | 8-2-1 | 11-1-2 | 16-5-0 | 5-1-1 | DNP | 11-3-1 | DNP | 3-2-0 | DNP | 4-3-0 |

ARKANSAS RAZORBACKS

2018-19 STARTING LINEUPS

| Date | Opponent | GUARD | GUARD | GUARD | FORWARD | FORWARD | 1st SUB | Outcome |
|-----------|-------------------|-------|--------|-------|---------|---------|-------------|-------------|
| Nov. 09 | vs. Texas | Joe | Harris | Jones | Bailey | Gafford | Gabe | L, 71-73 ot |
| Nov. 12 | UC Davis | Joe | Harris | Jones | Bailey | Gafford | Gabe/Desi | W, 81-58 |
| Nov. 18 | Indiana | Joe | Harris | Jones | Bailey | Gafford | Gabe | W, 73-72 |
| Nov. 21 | Montana State | Joe | Harris | Jones | Bailey | Gafford | Gabe | W, 90-68 |
| Nov. 23 | UT Arlington | Joe | Harris | Jones | Bailey | Gafford | Desi | W, 78-60 |
| Dec. 01 | FIU | Joe | Harris | Jones | Bailey | Gafford | Gabe/Desi | W, 121-89 |
| Dec. 05 | at Colorado State | Joe | Harris | Jones | Bailey | Gafford | Gabe | W, 98-74 |
| Dec. 08 | Western Kentucky | Joe | Harris | Jones | Bailey | Gafford | Gabe/Desi | L, 77-78 |
| Dec. 15 | vs. UTSA | Joe | Harris | Jones | Bailey | Gafford | Gabe/Desi | W, 79-67 |
| Dec. 19 | Georgia Tech | Joe | Harris | Jones | Bailey | Gafford | Reggie/Desi | L, 65-69 |
| Dec. 22 | Texas State | Joe | Harris | Jones | Chaney | Gafford | Gabe/Desi | W, 73-70 |
| Dec. 28 | vs. Austin Peay | Joe | Harris | Jones | Bailey | Gafford | Gabe/Desi | W, 76-65 |
| Jan. 05 | at Texas A&M | Joe | Harris | Jones | Bailey | Gafford | Gabe/Desi | W, 73-71 |
| Jan. 09 | Florida | Joe | Harris | Jones | Bailey | Gafford | Gabe | L, 51-57 |
| Jan. 12 | LSU | Joe | Harris | Jones | Bailey | Gafford | Gabe/Reggie | L, 88-94 ot |
| Jan. 15 | at Tennessee | Joe | Harris | Jones | Bailey | Gafford | Desi/Reggie | L, 87-106 |
| Jan. 19 | at Ole Miss | Joe | Harris | Jones | Chaney | Gafford | Desi | L, 67-84 |
| Jan. 23 | Missouri | Joe | Harris | Jones | Bailey | Gafford | Gabe/Desi | W, 72-60 |
| Jan. 1526 | at Texas Tech | Joe | Harris | Jones | Bailey | Gafford | Keyshawn | L, 64-67 |

RECORD BY LINEUP:

| | | | | | |
|-----|--------|-------|--------|---------|------|
| Joe | Harris | Jones | Bailey | Gafford | 10-7 |
| Joe | Harris | Jones | Chaney | Gafford | 1-1 |

ARKANSAS RAZORBACKS

2018-19 SPECIALTY STATS (ARKANSAS/OPPONENT)

| Opponent | Pts in Paint | Pts Off TO | 2nd Chance | Fast Break | Bench | Ties | Lead Chng | Ark Largest Lead | Opp Largest Lead | Ark Led | Opp Led | Gm Tied |
|-----------------|--------------|------------|------------|------------|---------|------|-----------|------------------|------------------|---------|---------|---------|
| vs. Texas | 20 / 20 | 14 / 13 | 6 / 10 | 2 / 2 | 4 / 25 | 6 | 10 | 8 15:02 1st | 12 09:59 1st | 14:56 | 26:52 | 3:12 |
| UC Davis | 26 / 18 | 26 / 8 | 5 / 11 | 4 / 3 | 12 / 17 | 0 | 0 | 24 00:10 2nd | -- | 39:02 | -- | 0:58 |
| Indiana | 38 / 30 | 14 / 13 | 3 / 13 | 6 / 4 | 13 / 14 | 8 | 9 | 10 17:10 2nd | 5 13:20 1st | 26:13 | 8:31 | 5:16 |
| Montana St. | 46 / 16 | 29 / 9 | 7 / 20 | 20 / 3 | 25 / 9 | 0 | 0 | 29 04:56 2nd | -- | 39:55 | -- | 0:05 |
| UT Arlington | 32 / 22 | 25 / 8 | 14 / 7 | 6 / 2 | 15 / 21 | 0 | 1 | 18 04:20 2nd | 1 19:26 1st | 38:47 | 0:49 | 0:24 |
| FIU | 52 / 50 | 15 / 21 | 12 / 21 | 18 / 18 | 26 / 29 | 0 | 0 | 35 00:18 2nd | -- | 39:52 | -- | 0:08 |
| at Colorado St. | 40 / 20 | 16 / 10 | 22 / 5 | 17 / 14 | 38 / 7 | 0 | 0 | 26 01:22 2nd | -- | 38:57 | -- | 0:34 |
| Western Ky. | 42 / 34 | 6 / 17 | 4 / 11 | 8 / 12 | 9 / 13 | 4 | 5 | 9 16:47 1st | 8 12:43 2nd | 23:30 | 15:31 | 0:59 |
| vs. UTSA | 30 / 24 | 17 / 16 | 11 / 9 | 15 / 5 | 26 / 12 | 4 | 6 | 12 00:12 2nd | 5 15:45 1st | 23:33 | 14:11 | 2:16 |
| Georgia Tech | 30 / 26 | 23 / 13 | 3 / 15 | 11 / 11 | 10 / 14 | 5 | 11 | 5 13:29 2nd | 11 14:37 1st | 11:45 | 23:28 | 4:37 |
| Texas State | 28 / 18 | 19 / 19 | 2 / 21 | 8 / 2 | 6 / 19 | 2 | 1 | 10 03:38 2nd | 13 11:32 1st | 26:59 | 11:59 | 1:01 |
| Austin Peay | 38 / 24 | 21 / 5 | 14 / 7 | 13 / 6 | 31 / 29 | 10 | 16 | 11 04:15 2nd | 4 11:26 1st | 18:26 | 13:46 | 7:20 |
| at Texas A&M | 26 / 38 | 10 / 6 | 18 / 16 | 5 / 8 | 22 / 13 | 11 | 16 | 8 14:09 1st | 3 03:31 1st | 23:19 | 7:00 | 9:41 |
| Florida | 18 / 18 | 12 / 7 | 2 / 5 | 2 / 2 | 0 / 10 | 1 | 1 | 4 18:06 1st | 16 02:35 2nd | 4:04 | 32:48 | 3:08 |
| LSU | 54 / 44 | 17 / 23 | 16 / 15 | 11 / 10 | 14 / 14 | 6 | 2 | 2 04:41 OT | 13 17:17 2nd | 0:30 | 40:11 | 4:19 |
| at Tennessee | 42 / 32 | 20 / 35 | 19 / 15 | 6 / 11 | 23 / 50 | 0 | 0 | -- | 30 07:51 2nd | -- | 39:43 | 0:17 |
| at Ole Miss | 28 / 44 | 18 / 22 | 15 / 17 | 0 / 9 | 34 / 21 | 0 | 0 | -- | 19 02:00 2nd | -- | 39:20 | 0:40 |
| Missouri | 30 / 16 | 27 / 13 | 10 / 9 | 8 / 4 | 19 / 15 | 0 | 5 | 12 01:26 2nd | 13 11:12 1st | 19:21 | 20:13 | 0:26 |
| at Texas Tech | 28 / 16 | 25 / 26 | 11 / 2 | 4 / 2 | 15 / 15 | 5 | 6 | 3 00:00 1st | 12 08:28 2nd | 1:37 | 35:54 | 2:39 |

ARKANSAS RAZORBACKS

2018-19 GAME HIGHS IN...

| Opponent | DATE | SCORE | RESULT | POINTS | REBOUNDS | ASSISTS | STEALS | BLOCKED SHOTS |
|-------------------|----------|--------|--------|----------------------|---------------------------------|---|--|---|
| vs Texas | 11/09/18 | 71-73 | LOT | 20-Daniel Gafford | 12-Daniel Gafford | 4-Jalen Harris | 3-Jalen Harris | 2-Daniel Gafford |
| UC DAVIS | 11/12/18 | 81-58 | W | 21-Mason Jones | 8-Mason Jones | 4-Jalen Harris | 3-Isaiah Joe | 4-Daniel Gafford |
| INDIANA | 11/18/18 | 73-72 | W | 27-Daniel Gafford | 12-Daniel Gafford | 7-Mason Jones | 2-Daniel Gafford | 3-Reggie Chaney Daniel Gafford |
| MONTANA STATE | 11/21/18 | 90-68 | W | 18-Mason Jones | 7-Daniel Gafford | 11-Jalen Harris | 5-Isaiah Joe | 1-Ethan Henderson Reggie Chaney Adrio Bailey Daniel Gafford |
| UT ARLINGTON | 11/23/18 | 78-60 | W | 21-Daniel Gafford | 8-Reggie Chaney | 6-Jalen Harris | 3-Adrio Bailey | 2-Adrio Bailey |
| FIU | 12/01/18 | 121-89 | W | 34-Isaiah Joe | 12-Daniel Gafford | 10-Jalen Harris | 3-K. Embery-Simpson | 4-Adrio Bailey Daniel Gafford |
| at Colorado State | 12/05/18 | 98-74 | W | 16-Mason Jones | 9-Daniel Gafford | 12-Jalen Harris | 4-Jalen Harris | 3-Daniel Gafford Reggie Chaney |
| WESTERN KENTUCKY | 12/08/18 | 77-78 | L | 19-Isaiah Joe | 9-Daniel Gafford | 7-Jalen Harris | 2-Jalen Harris | 2-Daniel Gafford |
| vs UTSA | 12/15/18 | 79-67 | W | 21-Isaiah Joe | 14-Daniel Gafford | 10-Jalen Harris | 4-Reggie Chaney | 3-Reggie Chaney |
| GEORGIA TECH | 12/19/18 | 65-69 | L | 17-Mason Jones | 8-Daniel Gafford | 5-Mason Jones | 2-Mason Jones | 3-Reggie Chaney Daniel Gafford |
| TEXAS STATE | 12/22/18 | 73-70 | W | 21-Mason Jones | 10-Daniel Gafford | 4-Mason Jones Gabe Osabuohien | 3-Isaiah Joe Mason Jones | 2-Reggie Chaney Daniel Gafford |
| AUSTIN PEAY | 12/28/18 | 76-65 | W | 16-Daniel Gafford | 10-Daniel Gafford | 7-Jalen Harris | 5-Isaiah Joe | 4-Daniel Gafford |
| at Texas A&M | 01/05/19 | 73-71 | W | 15-Jalen Harris | 11-Daniel Gafford | 9-Jalen Harris | 1-Gabe Osabuohien K. Embery-Simpson Isaiah Joe | 1-Reggie Chaney Daniel Gafford Gabe Osabuohien |
| FLORIDA | 01/09/19 | 51-57 | L | 30-Mason Jones | 12-Daniel Gafford | 3-Mason Jones Isaiah Joe Jalen Harris | 2-Adrio Bailey | 1-Isaiah Joe Adrio Bailey Reggie Chaney Mason Jones Gabe Osabuohien |
| LSU | 01/12/19 | 88-94 | LOT | 32-Daniel Gafford | 7-Daniel Gafford | 6-Jalen Harris | 4-Reggie Chaney | 2-Daniel Gafford Reggie Chaney |
| at Tennessee | 01/15/19 | 87-106 | L | 23-Isaiah Joe | 7-Mason Jones Daniel Gafford | 6-Mason Jones | 2-Isaiah Joe Daniel Gafford Ethan Henderson | 1-Reggie Chaney |
| at Ole Miss | 01/19/19 | 67-84 | L | 16-K. Embery-Simpson | 10-Daniel Gafford | 7-Jalen Harris | 2-Mason Jones | 2-Daniel Gafford |
| MISSOURI | 01/23/19 | 72-60 | W | 23-Isaiah Joe | 10-Daniel Gafford | 6-Jalen Harris | 3-Isaiah Joe Jalen Harris | None |
| at Texas Tech | 01/26/19 | 64-67 | L | 16-Daniel Gafford | 5-Daniel Gafford | 2-Jalen Harris | 3-Jalen Harris | 1-Daniel Gafford Jalen Harris |

LED TEAM IN POINTS (including ties)

| | |
|----------------|---|
| Jones | 6 |
| Gafford | 6 |
| Joe | 5 |
| Harris | 1 |
| Embery-Simpson | 1 |

LED TEAM IN REBS (including ties)

| | |
|---------|----|
| Gafford | 17 |
| Jones | 2 |
| Chaney | 1 |

LED TEAM IN ASSISTS (including ties)

| | |
|------------|----|
| Harris | 15 |
| Jones | 5 |
| Osabuohien | 1 |
| Joe | 1 |

LED TEAM IN STEALS (including ties)

| | |
|----------------|---|
| Joe | 7 |
| Harris | 4 |
| Gafford | 2 |
| Jones | 3 |
| Bailey | 2 |
| Embery-Simpson | 2 |
| Osabuohien | 1 |
| Henderson | 1 |

LED TEAM IN BLKS (including ties)

| | |
|------------|----|
| Gafford | 14 |
| Chaney | 10 |
| Bailey | 4 |
| Osabuohien | 2 |
| Jones | 1 |
| Joe | 1 |
| Henderson | 1 |
| Harris | 1 |

GAME 1 Arkansas vs. Texas

Nov. 9, 2018 • Armed Forces Classic • Fort Bliss - El Paso, Texas • ESPN

Arkansas 71 • 0-1

| # | Player | Total | | 3-Ptr | | Rebounds | | | PF | TP | A | TO | Blk | Stl | Min |
|----|-------------------|--------|--------|-----------|----------|----------|-----|--------|-------|-------|-------|-------|----------|-----|-----|
| | | FG-FGA | FT-FTA | FG-FGA | FT-FTA | Off | Def | Tot | | | | | | | |
| 02 | Adrio Bailey | f 4-5 | 0-1 | 0-2 | 0 5 5 | 3 | 8 | 1 1 1 | 1 | 35 | | | | | |
| 10 | Daniel Gafford | f 8-15 | 0-0 | 4-9 | 2 10 12 | 3 | 20 | 0 6 2 | 1 | 33 | | | | | |
| 01 | Isaiah Joe | f 6-10 | 5-8 | 0-0 | 0 2 2 | 4 | 17 | 0 1 0 | 0 | 34 | | | | | |
| 05 | Jalen Harris | f 3-12 | 0-5 | 5-6 | 3 2 5 | 2 | 11 | 4 2 0 | 3 | 39 | | | | | |
| 13 | Mason Jones | f 3-10 | 2-6 | 3-4 | 0 6 6 | 4 | 11 | 3 4 1 | 0 | 37 | | | | | |
| 00 | Desi Sills | f 1-2 | 1-1 | 0-0 | 0 1 1 | 2 | 3 | 0 0 0 | 0 | 16 | | | | | |
| 11 | K. Embery-Simpson | f 0-2 | 0-0 | 0-1 | 1 1 2 | 0 | 0 | 0 0 0 | 0 | 9 | | | | | |
| 22 | Gabe Osabuohien | f 0-4 | 0-1 | 1-2 | 2 1 3 | 1 | 1 | 0 1 1 | 0 | 11 | | | | | |
| 35 | Reggie Chaney | f 0-1 | 0-0 | 0-0 | 2 3 5 | 4 | 0 | 0 3 0 | 1 | 11 | | | | | |
| | Team | | | | 0 5 5 | | | | | | | | | | |
| | Totals | 25-61 | 8-22 | 13-24 | 10 36 46 | 23 | 71 | 8 18 5 | 6 | 225 | | | | | |
| | FG % 1st Half: | 12-30 | 40.0% | 2nd half: | 11-24 | 45.8% | OT: | 2-7 | 28.6% | Game: | 25-61 | 41.0% | Deadball | | |
| | 3FG % 1st Half: | 4-9 | 44.4% | 2nd half: | 3-9 | 33.3% | OT: | 1-4 | 25.0% | Game: | 8-22 | 36.4% | Rebounds | 5 | |
| | FT % 1st Half: | 2-5 | 40.0% | 2nd half: | 8-13 | 61.5% | OT: | 3-6 | 50.0% | Game: | 13-24 | 54.2% | | | |

Texas 73 • 1-0

| # | Player | Total | | 3-Ptr | | Rebounds | | | PF | TP | A | TO | Blk | Stl | Min |
|----|--------------------|--------|--------|-----------|----------|----------|-----|---------|-------|-------|-------|-------|----------|-----|-----|
| | | FG-FGA | FT-FTA | FG-FGA | FT-FTA | Off | Def | Tot | | | | | | | |
| 20 | Jericho Sims | f 4-7 | 0-0 | 6-10 | 2 3 5 | 5 | 14 | 0 4 2 | 0 | 36 | | | | | |
| 21 | Dylan Osetkowski | f 2-9 | 1-4 | 6-10 | 6 7 13 | 4 | 11 | 1 6 0 | 3 | 39 | | | | | |
| 02 | Matt Coleman III | f 0-8 | 0-3 | 2-2 | 0 0 0 | 5 | 2 | 4 1 0 | 1 | 29 | | | | | |
| 12 | Kerwin Roach II | f 6-18 | 4-11 | 2-2 | 1 10 11 | 2 | 18 | 2 2 0 | 1 | 39 | | | | | |
| 13 | Jase Febres | f 1-6 | 1-5 | 0-0 | 1 0 1 | 0 | 3 | 0 0 0 | 1 | 21 | | | | | |
| 03 | Courtney Ramey | f 4-6 | 2-3 | 0-0 | 0 3 3 | 4 | 10 | 2 0 0 | 0 | 16 | | | | | |
| 10 | Jaxson Hayes | f 1-2 | 0-0 | 0-0 | 4 4 8 | 3 | 2 | 0 1 2 | 0 | 16 | | | | | |
| 33 | Kamaka Hepa | f 1-2 | 1-1 | 0-0 | 0 1 1 | 0 | 3 | 0 0 0 | 1 | 5 | | | | | |
| 55 | Elijah Mitrou-Long | f 2-9 | 1-4 | 5-6 | 0 2 2 | 2 | 10 | 1 0 1 | 1 | 24 | | | | | |
| | Team | | | | 2 2 4 | | | | | | | | | | |
| | Totals | 21-67 | 10-31 | 21-30 | 16 32 48 | 25 | 73 | 10 14 5 | 8 | 225 | | | | | |
| | FG % 1st Half: | 13-34 | 38.2% | 2nd half: | 5-26 | 19.2% | OT: | 3-7 | 42.9% | Game: | 21-67 | 31.3% | Deadball | | |
| | 3FG % 1st Half: | 7-19 | 36.8% | 2nd half: | 3-10 | 30.0% | OT: | 0-2 | 0.0% | Game: | 10-31 | 32.3% | Rebounds | 3 | |
| | FT % 1st Half: | 3-4 | 75.0% | 2nd half: | 14-20 | 70.0% | OT: | 4-6 | 66.7% | Game: | 21-30 | 70.0% | | | |

Officials: Jerry Pollard, Kip Kissinger, Keith Kimble

Technical fouls: Arkansas-None. Texas-None.

Attendance: 1400

2:10 in 1st half - Flagrant 1 foul on #3 (Texas) Ramey

| Score by periods | 1st | 2nd | OT | Total |
|------------------|-----|-----|----|-------|
| Arkansas | 30 | 33 | 8 | 71 |
| Texas | 36 | 27 | 10 | 73 |

GAME 3 Arkansas vs. Indiana

Nov. 18, 2018 • Hardwood Showcase • Fayetteville, Ark. - Bud Walton Arena • ESPN

Indiana 72 • 3-1

| # | Player | Total | | 3-Ptr | | Rebounds | | | PF | TP | A | TO | Blk | Stl | Min |
|----|-----------------|--------|--------|-----------|---------|----------|-------|---------|-------|----------|-----|----|-----|-----|-----|
| | | FG-FGA | FT-FTA | FG-FGA | FT-FTA | Off | Def | Tot | | | | | | | |
| 03 | SMITH,JUSTIN | f 1-6 | 0-2 | 1-4 | 0 0 0 | 2 | 3 | 0 2 0 | 0 | 15 | | | | | |
| 13 | MORGAN,JUWAN | f 6-8 | 2-3 | 1-2 | 3 4 7 | 4 | 15 | 2 2 0 | 0 | 23 | | | | | |
| 00 | LANGFORD,ROMEO | f 6-15 | 2-5 | 8-9 | 2 8 10 | 3 | 22 | 5 4 1 | 1 | 38 | | | | | |
| 01 | DURHAM,ALJAMI | f 4-9 | 3-4 | 0-0 | 1 2 3 | 3 | 11 | 3 5 0 | 0 | 36 | | | | | |
| 10 | PHINISEE,ROB | f 3-7 | 1-3 | 0-0 | 0 2 2 | 4 | 7 | 1 0 0 | 0 | 21 | | | | | |
| 20 | DAVIS,DE'RON | f 5-6 | 0-0 | 0-0 | 1 4 5 | 2 | 10 | 1 3 0 | 1 | 23 | | | | | |
| 23 | ANDERSON,DAMEZI | f 2-5 | 0-2 | 0-0 | 0 3 3 | 2 | 4 | 1 1 0 | 1 | 26 | | | | | |
| 55 | FITZNER,EVAN | f 0-2 | 0-1 | 0-0 | 0 5 5 | 0 | 0 | 0 0 0 | 1 | 18 | | | | | |
| | Team | | | | 1 4 5 | | | 1 | | | | | | | |
| | Totals | 27-58 | 8-20 | 10-15 | 8 32 40 | 20 | 72 | 13 18 1 | 4 | 200 | | | | | |
| | FG % 1st Half: | 13-28 | 46.4% | 2nd half: | 14-30 | 46.7% | Game: | 27-58 | 46.6% | Deadball | | | | | |
| | 3FG % 1st Half: | 3-9 | 33.3% | 2nd half: | 5-11 | 45.5% | Game: | 8-20 | 40.0% | Rebound | 3,2 | | | | |
| | FT % 1st Half: | 6-10 | 60.0% | 2nd half: | 4-5 | 80.0% | Game: | 10-15 | 66.7% | | | | | | |

Arkansas 73 • 2-1

| # | Player | Total | | 3-Ptr | | Rebounds | | | PF | TP | A | TO | Blk | Stl | Min |
|----|-------------------|---------|--------|-----------|---------|----------|-------|---------|-------|----------|-----|----|-----|-----|-----|
| | | FG-FGA | FT-FTA | FG-FGA | FT-FTA | Off | Def | Tot | | | | | | | |
| 02 | Adrio Bailey | f 2-7 | 0-1 | 0-0 | 0 1 1 | 3 | 4 | 1 0 0 | 1 | 25 | | | | | |
| 10 | Daniel Gafford | f 12-15 | 0-0 | 3-8 | 5 7 12 | 2 | 27 | 0 3 3 | 2 | 31 | | | | | |
| 01 | Isaiah Joe | f 5-15 | 3-11 | 0-0 | 0 2 2 | 0 | 13 | 3 1 0 | 1 | 33 | | | | | |
| 05 | Jalen Harris | f 1-5 | 1-3 | 2-2 | 0 2 2 | 3 | 5 | 4 2 0 | 1 | 25 | | | | | |
| 13 | Mason Jones | f 3-8 | 1-4 | 4-6 | 0 5 5 | 2 | 11 | 7 0 0 | 1 | 38 | | | | | |
| 00 | Desi Sills | f 0-2 | 0-1 | 2-2 | 0 1 1 | 1 | 2 | 2 1 0 | 1 | 11 | | | | | |
| 11 | K. Embery-Simpson | f 1-5 | 0-2 | 0-0 | 0 2 2 | 3 | 2 | 1 0 1 | 0 | 14 | | | | | |
| 22 | Gabe Osabuohien | f 2-3 | 1-1 | 0-0 | 0 0 0 | 2 | 5 | 2 4 0 | 1 | 10 | | | | | |
| 35 | Reggie Chaney | f 2-4 | 0-0 | 0-1 | 1 2 3 | 0 | 4 | 0 1 3 | 0 | 13 | | | | | |
| | Team | | | | 3 1 4 | | | | | | | | | | |
| | Totals | 28-64 | 6-23 | 11-19 | 9 23 32 | 16 | 73 | 20 12 7 | 8 | 200 | | | | | |
| | FG % 1st Half: | 14-31 | 45.2% | 2nd half: | 14-33 | 42.4% | Game: | 28-64 | 43.8% | Deadball | | | | | |
| | 3FG % 1st Half: | 4-10 | 40.0% | 2nd half: | 2-13 | 15.4% | Game: | 6-23 | 26.1% | Rebound | 1,2 | | | | |
| | FT % 1st Half: | 6-10 | 60.0% | 2nd half: | 5-9 | 55.6% | Game: | 11-19 | 57.9% | | | | | | |

Officials: Joe Lindsay, Keith Kimble, Gerald Williams

Technical fouls: Indiana-None. Arkansas-None.

Attendance: 17456

Tickets Scanned: 12,979

| Score by periods | 1st | 2nd | Total |
|------------------|-----|-----|-------|
| Indiana | 35 | 37 | 72 |
| Arkansas | 38 | 35 | 73 |

GAME 2 Arkansas vs. UC Davis

Nov. 12, 2018 • Hardwood Showcase • Fayetteville, Ark. - Bud Walton Arena • SEC+

UC Davis 58 • 0-3

| # | Player | Total | | 3-Ptr | | Rebounds | | | PF | TP | A | TO | Blk | Stl | Min |
|----|------------------|--------|--------|-----------|----------|----------|-------|---------|-------|----------|-----|----|-----|-----|-----|
| | | FG-FGA | FT-FTA | FG-FGA | FT-FTA | Off | Def | Tot | | | | | | | |
| 25 | John, AJ | f 1-7 | 1-6 | 0-0 | 0 1 1 | 5 | 3 | 1 0 0 | 1 | 21 | | | | | |
| 44 | Goode, Garrison | f 3-4 | 0-0 | 0-0 | 2 3 5 | 3 | 6 | 0 2 0 | 0 | 32 | | | | | |
| 00 | Shorts II, TJ | f 5-12 | 0-2 | 4-4 | 3 5 8 | 2 | 14 | 4 7 0 | 0 | 35 | | | | | |
| 05 | Schneider, Siler | f 3-9 | 2-6 | 0-0 | 1 1 2 | 5 | 8 | 4 5 0 | 1 | 30 | | | | | |
| 22 | Mooney, Joe | f 2-6 | 2-6 | 4-6 | 0 1 1 | 4 | 10 | 1 4 0 | 0 | 19 | | | | | |
| 01 | Squire, Damion | f 0-0 | 0-0 | 0-0 | 0 0 0 | 2 | 0 | 0 3 0 | 0 | 4 | | | | | |
| 02 | Gonzalez, Stefan | f 2-10 | 2-9 | 3-4 | 0 6 6 | 3 | 9 | 1 3 0 | 0 | 27 | | | | | |
| 11 | Fuller, Caleb | f 0-2 | 0-0 | 0-0 | 0 1 1 | 0 | 0 | 0 0 0 | 0 | 6 | | | | | |
| 13 | Neufeld, Matt | f 2-5 | 0-0 | 2-2 | 2 4 6 | 3 | 6 | 0 0 0 | 0 | 17 | | | | | |
| 21 | Russell, Colin | f 0-1 | 0-0 | 0-0 | 0 1 1 | 1 | 0 | 0 0 0 | 0 | 5 | | | | | |
| 23 | Printup, Rogers | f 0-0 | 0-0 | 2-2 | 1 0 1 | 3 | 2 | 0 0 0 | 1 | 4 | | | | | |
| | Team | | | | 2 2 4 | | | | | | | | | | |
| | Totals | 18-56 | 7-29 | 15-18 | 11 25 36 | 32 | 58 | 11 24 0 | 3 | 200 | | | | | |
| | FG % 1st Half: | 11-28 | 39.3% | 2nd half: | 7-28 | 25.0% | Game: | 18-56 | 32.1% | Deadball | | | | | |
| | 3FG % 1st Half: | 4-12 | 33.3% | 2nd half: | 3-17 | 17.6% | Game: | 7-29 | 24.1% | Rebounds | 1,2 | | | | |
| | FT % 1st Half: | 4-4 | 100.0% | 2nd half: | 11-14 | 78.6% | Game: | 15-18 | 83.3% | | | | | | |

Arkansas 81 • 1-1

| # | Player | Total | | 3-Ptr | Rebounds | | | PF | TP | A | TO | Blk | Stl | Min | |
|----------------------|-------------------|--------|-----------------|--------|-------------|-------|-----|----|----|----|----|-----|-----|-----|------------------------|
| | | FG-FTA | FG-FGA | FT-FTA | Off | Def | Tot | | | | | | | | |
| 02 | Adrio Bailey | f | 5-8 | 1-2 | 9-11 | 0 | 4 | 4 | 2 | 20 | 2 | 0 | 0 | 2 | 26 |
| 10 | Daniel Gafford | f | 3-3 | 0-0 | 6-9 | 0 | 4 | 4 | 2 | 12 | 2 | 6 | 4 | 0 | 28 |
| 01 | Isaiah Joe | f | 4-7 | 2-5 | 4-6 | 1 | 4 | 5 | 1 | 14 | 2 | 3 | 0 | 3 | 27 |
| 05 | Jalen Harris | g | 1-6 | 0-1 | 0-0 | 0 | 2 | 2 | 2 | 2 | 4 | 0 | 0 | 1 | 28 |
| 13 | Mason Jones | g | 6-10 | 4-7 | 5-7 | 1 | 7 | 8 | 1 | 21 | 2 | 2 | 0 | 1 | 31 |
| 00 | Desi Sills | | 1-2 | 0-0 | 0-0 | 0 | 1 | 1 | 4 | 2 | 0 | 2 | 0 | 0 | 15 |
| 11 | K. Embery-Simpson | | 2-6 | 1-4 | 2-2 | 0 | 0 | 0 | 1 | 7 | 1 | 0 | 0 | 2 | 18 |
| 22 | Gabe Osabuohien | | 0-3 | 0-1 | 0-2 | 2 | 3 | 5 | 4 | 0 | 1 | 0 | 1 | 1 | 14 |
| 04 | Ethan Henderson | | 0-0 | 0-0 | 0-0 | 0 | 0 | 0 | 1 | 0 | 0 | 1 | 0 | 0 | 2 |
| 35 | Reggie Chaney | | 1-4 | 0-0 | 1-4 | 1 | 0 | 1 | 3 | 3 | 0 | 1 | 1 | 0 | 11 |
| | Team | | | | | 0 | 1 | 1 | | | | | | | |
| Totals | | | 23-49 | 8-20 | 27-41 | 5 | 26 | 31 | 21 | 81 | 14 | 15 | 6 | 10 | 200 |
| FG % 1st Half: 13-28 | | 46.4% | 2nd half: 10-21 | 47.6% | Game: 23-49 | 46.9% | | | | | | | | | Deadball Rebounds: 8.3 |
| 3FG % 1st Half: 5-13 | | 38.5% | 2nd half: 3-7 | 42.9% | Game: 8-20 | 40.0% | | | | | | | | | |
| FT % 1st Half: 6-14 | | 42.9% | 2nd half: 21-27 | 77.8% | Game: 27-41 | 65.9% | | | | | | | | | |

GAME 5 Arkansas vs. UT Arlington

Nov. 23, 2018 • Hardwood Showcase • Fayetteville, Ark. - Bud Walton Arena • SEC+

UT Arlington 60 • 3-3

| # | Player | | Total | | | 3-Ptr | | | Rebounds | | | PF | TP | A TO Blk Stl | | | | Min |
|----------------------|----------------------|---|--------|-----------------|--------|-------------|-----|-------|----------------------|----|---|----|----|--------------|-----|-----|--|-----|
| | | | FG-FGA | FG-FGA | FT-FTA | Off | Def | Tot | PF | TP | A | | | TO | Blk | Stl | | |
| 13 | NARCIS,JABARI | f | 1-3 | 0-1 | 1-2 | 1 | 5 | 6 | 3 | 3 | 0 | 1 | 0 | 0 | 18 | | | |
| 00 | WARREN,BRIAN | g | 4-16 | 0-5 | 7-10 | 1 | 2 | 3 | 4 | 15 | 3 | 4 | 0 | 3 | 36 | | | |
| 02 | BRYANT,DJ | g | 0-2 | 0-2 | 0-0 | 0 | 0 | 0 | 5 | 0 | 0 | 0 | 0 | 1 | 18 | | | |
| 05 | DENNIS,EDRIC | g | 5-14 | 4-9 | 5-6 | 0 | 5 | 5 | 4 | 19 | 0 | 3 | 0 | 1 | 20 | | | |
| 10 | DAVIS,RADSHAD | g | 1-3 | 0-0 | 0-0 | 1 | 3 | 4 | 4 | 2 | 0 | 2 | 0 | 1 | 24 | | | |
| 03 | NOUHI,AYOUB | g | 3-4 | 0-1 | 0-0 | 2 | 2 | 4 | 2 | 6 | 0 | 2 | 0 | 1 | 15 | | | |
| 04 | AZORE,DAVID | g | 1-3 | 0-0 | 3-4 | 0 | 5 | 5 | 5 | 2 | 4 | 1 | 0 | 20 | | | | |
| 21 | CASTRO,PEDRO | g | 0-1 | 0-1 | 1-3 | 0 | 0 | 0 | 1 | 1 | 2 | 0 | 0 | 1 | 7 | | | |
| 22 | JACKSON-YOUNG,TIANDR | g | 2-5 | 2-5 | 0-0 | 0 | 2 | 2 | 1 | 6 | 0 | 0 | 1 | 0 | 26 | | | |
| 23 | MWAMBA,PATRICK | g | 1-4 | 0-3 | 1-2 | 1 | 2 | 3 | 4 | 3 | 0 | 1 | 0 | 0 | 16 | | | |
| Team | | | | | | 3 | 1 | 4 | 1 | | 2 | | | | | | | |
| Totals | | | 18-55 | 6-27 | 18-27 | 9 | 27 | 36 | 34 | 60 | 7 | 19 | 2 | 8 | 200 | | | |
| FG % 1st Half: 8-28 | | | 28.6% | 2nd half: 10-27 | 37.0% | Game: 18-55 | | 32.7% | Deadball Rebound 3.1 | | | | | | | | | |
| 3FG % 1st Half: 4-17 | | | 23.5% | 2nd half: 2-10 | 20.0% | Game: 6-27 | | 22.2% | | | | | | | | | | |
| FT % 1st Half: 6-11 | | | 54.5% | 2nd half: 12-16 | 75.0% | Game: 18-27 | | 66.7% | | | | | | | | | | |

Arkansas 78 • 4-1

| # | Player | Total | | 3-Ptr | | Rebounds | | | PF | TP | A TO Blk Stl | | | | Min |
|-----------------|-------------------|--------|--------|-----------|--------|----------|-------|-------|-------|-----------------------|--------------|----|---|---|-----|
| | | FG-FGA | FG-FGA | FT-FTA | FT-FTA | Off | Def | Tot | | | | | | | |
| 02 | Adrio Bailey | f | 4-6 | 0-0 | 6-8 | 2 | 3 | 5 | 2 | 14 | 1 | 1 | 2 | 3 | 24 |
| 10 | Daniel Gafford | f | 6-10 | 0-0 | 9-10 | 2 | 3 | 5 | 4 | 21 | 0 | 1 | 0 | 2 | 23 |
| 01 | Isaiah Joe | g | 3-9 | 2-5 | 2-2 | 1 | 2 | 3 | 3 | 10 | 3 | 1 | 0 | 1 | 26 |
| 05 | Jalen Harris | g | 3-6 | 0-1 | 8-11 | 0 | 3 | 3 | 1 | 14 | 6 | 1 | 0 | 0 | 31 |
| 13 | Mason Jones | g | 0-5 | 0-3 | 4-4 | 1 | 4 | 5 | 4 | 4 | 0 | 2 | 0 | 0 | 25 |
| 00 | Desi Sills | g | 1-3 | 0-2 | 1-3 | 1 | 0 | 1 | 1 | 3 | 2 | 4 | 0 | 1 | 15 |
| 11 | K. Embery-Simpson | g | 0-5 | 0-4 | 2-2 | 0 | 3 | 3 | 1 | 2 | 0 | 1 | 0 | 0 | 18 |
| 15 | Jonathan Holmes | g | 0-1 | 0-0 | 0-0 | 0 | 0 | 0 | 0 | 0 | 0 | 0 | 0 | 0 | 1 |
| 22 | Gabe Osabuohien | g | 0-1 | 0-0 | 0-2 | 1 | 1 | 2 | 5 | 0 | 2 | 2 | 1 | 0 | 13 |
| 24 | Ethan Henderson | g | 0-0 | 0-0 | 0-0 | 0 | 2 | 2 | 1 | 0 | 1 | 0 | 0 | 0 | 2 |
| 25 | Jordan Phillips | g | 0-2 | 0-1 | 2-2 | 0 | 1 | 1 | 0 | 2 | 0 | 0 | 0 | 0 | 4 |
| 35 | Reggie Chaney | g | 4-7 | 0-0 | 0-2 | 2 | 6 | 8 | 3 | 8 | 0 | 3 | 1 | 0 | 18 |
| Team | | | | | | 4 | 4 | 8 | | | | | | | |
| Totals | | | 21-55 | 2-16 | 34-46 | 14 | 32 | 46 | 25 | 78 | 15 | 16 | 4 | 7 | 200 |
| FG % 1st Half: | | 8-25 | 32.0% | 2nd half: | 13-30 | 43.3% | Game: | 21-55 | 38.2% | Deadball Rebounds 4.2 | | | | | |
| 3FG % 1st Half: | | 1-9 | 11.1% | 2nd half: | 1-7 | 14.3% | Game: | 2-16 | 12.5% | | | | | | |
| FT % 1st Half: | | 14-21 | 66.7% | 2nd half: | 20-25 | 80.0% | Game: | 34-46 | 73.9% | | | | | | |

Officials: Steven Anderson, Wil Howard, Bart Lenox
Technical fouls: UT Arlington-TEAM. Arkansas-Reggie Chaney.
Attendance: 17403
Tickets Scanned: 8,317
Fouled out: Arkansas #22, Osabuohien (6:31 2H)
UT Arlington #4, Azore (2:18 2H); #2, Bryant (1:47 2H)

| Score by periods | 1st | 2nd | Total |
|------------------|-----|-----|-------|
| UT Arlington | 26 | 34 | 60 |
| Arkansas | 31 | 47 | 78 |

Last FG - UTA 2nd-03:58, AR 2nd-00:11.

Largest lead - UTA by 1 1st-19:36, AR by 18 2nd-04:20.

UTA led for 00:49. AR led for 38:47. Game was tied for 00:24.

| Points | In Paint | Off T/O | 2nd Chance | Fast Break | Bench |
|--------|----------|---------|------------|------------|-------|
| UTA | 22 | 8 | 7 | 2 | 21 |
| AR | 32 | 25 | 14 | 6 | 15 |

Score tied - 0 times.

Lead changed - 1 time.

GAME 6 Arkansas vs. FIU

Dec. 1, 2018 • Fayetteville, Ark. - Bud Walton Arena • SEC+

FIU 89 • 7-2

| # | Player | Total | | 3-Ptr | | Rebounds | | | PF | TP | A TO Blk Stl | | | | Min |
|-----------------|--------------------|--------|--------|-----------|--------|----------|-------|-------|-------|-----------------------|--------------|----|---|---|-----|
| | | FG-FGA | FG-FGA | FT-FTA | FT-FTA | Off | Def | Tot | | | | | | | |
| 10 | ANDREWS, Devon | f | 2-7 | 0-1 | 0-0 | 1 | 2 | 3 | 4 | 4 | 1 | 1 | 0 | 1 | 16 |
| 22 | DIENG, Elhadji | c | 1-2 | 0-0 | 0-0 | 2 | 1 | 3 | 5 | 2 | 0 | 3 | 1 | 0 | 11 |
| 03 | JACOB, Trejon | g | 9-18 | 2-6 | 0-1 | 2 | 6 | 8 | 0 | 20 | 2 | 1 | 0 | 0 | 36 |
| 04 | BEARD, Jr., Brian | g | 5-15 | 1-7 | 10-12 | 3 | 5 | 8 | 4 | 21 | 6 | 1 | 0 | 5 | 32 |
| 20 | NUNEZ, JR., Willy | g | 4-14 | 3-13 | 2-2 | 0 | 2 | 2 | 0 | 13 | 0 | 0 | 0 | 0 | 28 |
| 01 | BANKS, Isaiah | g | 4-10 | 0-5 | 3-7 | 5 | 1 | 6 | 3 | 11 | 1 | 1 | 1 | 0 | 23 |
| 02 | VEIRA, Cordell | g | 0-3 | 0-2 | 0-0 | 0 | 0 | 0 | 1 | 0 | 2 | 1 | 0 | 1 | 10 |
| 06 | DAYE, JR., Antonio | g | 5-10 | 0-1 | 5-10 | 1 | 2 | 3 | 3 | 15 | 2 | 4 | 0 | 0 | 26 |
| 15 | AMETEPE, James | g | 1-1 | 0-0 | 0-0 | 0 | 0 | 0 | 2 | 2 | 0 | 0 | 0 | 0 | 3 |
| 31 | DOUGLAS, Michael | g | 0-3 | 0-2 | 1-2 | 1 | 3 | 4 | 5 | 1 | 2 | 2 | 0 | 1 | 15 |
| Team | | | | | | 5 | 1 | 6 | | | | | | | |
| Totals | | | 31-83 | 6-37 | 21-34 | 20 | 23 | 43 | 27 | 89 | 16 | 14 | 2 | 8 | 200 |
| FG % 1st Half: | | 10-35 | 28.6% | 2nd half: | 21-48 | 43.8% | Game: | 31-83 | 37.3% | Deadball Rebounds 5.1 | | | | | |
| 3FG % 1st Half: | | 3-18 | 16.7% | 2nd half: | 3-19 | 15.8% | Game: | 6-37 | 16.2% | | | | | | |
| FT % 1st Half: | | 12-17 | 70.6% | 2nd half: | 9-17 | 52.9% | Game: | 21-34 | 61.8% | | | | | | |

Arkansas 121 • 5-1

| # | Player | Total | | 3-Ptr | | Rebounds | | | PF | TP | A TO Blk Stl | | | | Min |
|-----------------|-------------------|--------|--------|-----------|--------|----------|-------|-------|-------|---------------------|--------------|----|----|----|-----|
| | | FG-FGA | FG-FGA | FT-FTA | FT-FTA | Off | Def | Tot | | | | | | | |
| 02 | Adrio Bailey | f | 4-6 | 0-0 | 2-4 | 0 | 5 | 5 | 5 | 10 | 1 | 0 | 4 | 1 | 16 |
| 10 | Daniel Gafford | f | 9-12 | 0-0 | 5-8 | 4 | 8 | 12 | 4 | 23 | 0 | 3 | 4 | 1 | 23 |
| 01 | Isaiah Joe | g | 11-14 | 10-13 | 2-2 | 0 | 1 | 1 | 2 | 34 | 3 | 1 | 0 | 0 | 28 |
| 05 | Jalen Harris | g | 2-6 | 0-1 | 5-6 | 0 | 3 | 3 | 2 | 9 | 10 | 1 | 0 | 0 | 26 |
| 13 | Mason Jones | g | 5-8 | 2-4 | 7-9 | 1 | 9 | 10 | 3 | 19 | 3 | 3 | 0 | 2 | 25 |
| 00 | Desi Sills | g | 3-4 | 0-1 | 1-2 | 1 | 2 | 3 | 3 | 7 | 6 | 3 | 0 | 1 | 18 |
| 11 | K. Embery-Simpson | g | 3-5 | 1-3 | 0-2 | 0 | 3 | 3 | 1 | 7 | 3 | 2 | 0 | 3 | 18 |
| 15 | Jonathan Holmes | g | 0-1 | 0-1 | 0-0 | 0 | 0 | 0 | 0 | 0 | 0 | 0 | 0 | 0 | 3 |
| 22 | Gabe Osabuohien | g | 1-4 | 0-1 | 1-4 | 1 | 4 | 5 | 4 | 3 | 1 | 1 | 1 | 1 | 19 |
| 24 | Ethan Henderson | g | 1-1 | 0-0 | 1-2 | 0 | 1 | 1 | 0 | 3 | 0 | 0 | 0 | 1 | 4 |
| 25 | Jordan Phillips | g | 2-6 | 0-1 | 0-0 | 1 | 1 | 2 | 2 | 4 | 0 | 0 | 0 | 0 | 9 |
| 35 | Reggie Chaney | g | 1-2 | 0-0 | 0-0 | 0 | 0 | 0 | 2 | 2 | 0 | 0 | 2 | 1 | 10 |
| Team | | | | | | 2 | 3 | 5 | | | | | | | |
| Totals | | | 42-69 | 13-25 | 24-39 | 10 | 40 | 50 | 28 | 121 | 27 | 14 | 11 | 11 | 200 |
| FG % 1st Half: | | 21-38 | 55.3% | 2nd half: | 21-31 | 67.7% | Game: | 42-69 | 60.9% | Deadball Rebounds 8 | | | | | |
| 3FG % 1st Half: | | 7-15 | 46.7% | 2nd half: | 6-10 | 60.0% | Game: | 13-25 | 52.0% | | | | | | |
| FT % 1st Half: | | 9-14 | 64.3% | 2nd half: | 15-25 | 60.0% | Game: | 24-39 | 61.5% | | | | | | |

Officials: Pat Adams, Wil Howard, K.B. Burdett Jr.
Technical fouls: FIU-None. Arkansas-None.
Attendance: 13763
Tickets Scanned: 8,920
Fouled out: FIU #22, Dieng (9:49 2H); #31, Douglas (7:19 2H)
Arkansas #02, Bailey (5:25 2H)

| Score by periods | 1st | 2nd | Total |
|------------------|-----|-----|-------|
| FIU | 35 | 54 | 89 |
| Arkansas | 58 | 63 | 121 |

Last FG - FIU 2nd-00:02, AR 2nd-00:18.

Largest lead - FIU None, AR by 35 2nd-00:18.

FIU led for 00:00. AR led for 39:52. Game was tied for 00:08.

| Points | In Paint | Off T/O | 2nd Chance | Fast Break | Bench |
|--------|----------|---------|------------|------------|-------|
| FIU | 50 | 21 | 21 | 23 | 29 |
| AR | 52 | 15 | 12 | 18 | 26 |

Score tied - 0 times.

Lead changed - 0 times.

GAME 7 Arkansas at Colorado State

Dec. 5, 2018 • Fort Collins, Colo. - Moby Arena • CBS Sports Network

Arkansas 98 • 6-1

| # | Player | Total | | 3-Ptr | | Rebounds | | | PF | TP | A TO Blk Stl | | | | Min |
|----|----------------|--------|--------|--------|--------|----------|-----|-----|----|----|--------------|---|---|---|-----|
| | | FG-FGA | FG-FGA | FT-FTA | FT-FTA | Off | Def | Tot | | | | | | | |
| 02 | Adrio Bailey | f | 5-7 | 0-0 | 0-2 | 2 | 6 | 8 | 1 | 10 | 3 | 2 | 2 | 1 | 28 |
| 10 | Daniel Gafford | f | 5-12 | 0-0 | 2-4 | 3 | 6 | 9 | 2 | 12 | 3 | 1 | 3 | 1 | 22 |
| 01 | Isaiah Joe | g | 5-12 | 4-9 | 0-0 | 1 | 1 | 2 | 3 | 14 | 1 | 1 | 0 | 0 | 23 |
| 05 | Jalen Harris | g | 4-8 | 0-2 | 0-0 | 1 | 4 | 5 | 2 | 8 | 12 | 2 | 0 | 4 | 32 |
| 13 | Mason Jones | g | 5-10 | 4-8 | 2-2 | 0 | 4 | 4 | 2 | 16 | 4 | 0 | 0 | 1 | 29 |

GAME 9 Arkansas vs. UTSA

Dec. 15, 2018 • North Little Rock, Ark. - Verizon Arena

UTSA 67 • 3-7

| # | Player | Total | | 3-Ptr | | Rebounds | | | PF | TP | A | TO | Blk | Stl | Min |
|-----------------|----------------------|--------|--------|-----------|--------|----------|-------|-------|-------|-----------------------|---|----|-----|-----|-----|
| | | FG-FGA | FG-FGA | FT-FTA | FT-FTA | Off | Def | Tot | | | | | | | |
| 03 | FROHNEN, Byron | f | 2-5 | 0-0 | 0-0 | 6 | 6 | 12 | 2 | 4 | 1 | 1 | 1 | 2 | 30 |
| 25 | ALLEN, Nick | f | 2-5 | 1-2 | 0-0 | 1 | 3 | 4 | 5 | 5 | 0 | 1 | 0 | 0 | 22 |
| 02 | JACKSON, Jhivvan | g | 6-19 | 3-11 | 5-10 | 1 | 1 | 2 | 5 | 20 | 2 | 2 | 0 | 2 | 32 |
| 05 | DE NICOLAO, Giovanni | g | 3-9 | 0-2 | 2-2 | 0 | 3 | 3 | 5 | 8 | 2 | 3 | 0 | 2 | 34 |
| 22 | WALLACE, Keaton | g | 6-18 | 4-12 | 2-2 | 0 | 0 | 0 | 4 | 18 | 2 | 3 | 1 | 1 | 35 |
| 04 | BYNUM, Tamir | | 0-0 | 0-0 | 0-0 | 0 | 0 | 0 | 0 | 0 | 0 | 0 | 0 | 0 | 0+ |
| 11 | IYAYE, Adokiye | | 1-3 | 0-2 | 1-2 | 0 | 1 | 1 | 3 | 3 | 1 | 0 | 0 | 0 | 19 |
| 15 | RODRIGUEZ, Adrian | | 1-2 | 0-0 | 2-2 | 2 | 0 | 2 | 4 | 4 | 0 | 1 | 0 | 0 | 8 |
| 23 | BIOR, Atem | | 0-0 | 0-0 | 5-6 | 0 | 3 | 3 | 1 | 5 | 0 | 1 | 1 | 0 | 20 |
| Team | | | | | | 4 | 5 | 9 | | | | | | | |
| Totals | | | 21-61 | 8-29 | 17-24 | 14 | 22 | 36 | 29 | 67 | 8 | 12 | 3 | 7 | 200 |
| FG % 1st Half: | | 10-27 | 37.0% | 2nd half: | 11-34 | 32.4% | Game: | 21-61 | 34.4% | Deadball Rebounds 3.1 | | | | | |
| 3FG % 1st Half: | | 3-11 | 27.3% | 2nd half: | 5-18 | 27.8% | Game: | 8-29 | 27.6% | | | | | | |
| FT % 1st Half: | | 5-9 | 55.6% | 2nd half: | 12-15 | 80.0% | Game: | 17-24 | 70.8% | | | | | | |

Arkansas 79 • 7-2

| # | Player | Total | | 3-Ptr | | Rebounds | | | PF | TP | A | TO | Blk | Stl | Min |
|-----------------|-------------------|--------|--------|-----------|--------|----------|-------|-------|-------|-----------------------|----|----|-----|-----|-----|
| | | FG-FGA | FG-FGA | FT-FTA | FT-FTA | Off | Def | Tot | | | | | | | |
| 02 | Adrio Bailey | f | 1-5 | 0-0 | 0-0 | 0 | 3 | 3 | 4 | 2 | 0 | 2 | 2 | 0 | 13 |
| 10 | Daniel Gafford | f | 4-6 | 0-0 | 5-8 | 2 | 12 | 14 | 0 | 13 | 0 | 4 | 2 | 1 | 29 |
| 01 | Isaiah Joe | g | 5-9 | 5-6 | 6-6 | 1 | 0 | 1 | 2 | 21 | 0 | 3 | 0 | 1 | 30 |
| 05 | Jalen Harris | g | 2-9 | 0-3 | 7-8 | 0 | 2 | 2 | 2 | 11 | 10 | 0 | 0 | 0 | 34 |
| 13 | Mason Jones | g | 2-7 | 0-2 | 2-2 | 0 | 4 | 4 | 5 | 6 | 3 | 3 | 0 | 0 | 27 |
| 00 | Desi Sills | | 2-4 | 1-2 | 4-4 | 0 | 1 | 1 | 1 | 9 | 0 | 1 | 0 | 1 | 18 |
| 11 | K. Embery-Simpson | | 0-2 | 0-2 | 2-4 | 0 | 0 | 0 | 2 | 2 | 0 | 1 | 1 | 0 | 11 |
| 22 | Gabe Osabuohien | | 2-6 | 0-1 | 0-0 | 4 | 0 | 4 | 2 | 4 | 0 | 1 | 0 | 0 | 10 |
| 35 | Reggie Chaney | | 5-7 | 0-0 | 1-2 | 1 | 4 | 5 | 2 | 11 | 4 | 0 | 3 | 4 | 28 |
| Team | | | | | | 3 | 2 | 5 | | | | | | | |
| Totals | | | 23-55 | 6-16 | 27-34 | 11 | 28 | 39 | 20 | 79 | 17 | 15 | 8 | 7 | 200 |
| FG % 1st Half: | | 11-31 | 35.5% | 2nd half: | 12-24 | 50.0% | Game: | 23-55 | 41.8% | Deadball Rebounds 5.2 | | | | | |
| 3FG % 1st Half: | | 5-9 | 55.6% | 2nd half: | 1-7 | 14.3% | Game: | 6-16 | 37.5% | | | | | | |
| FT % 1st Half: | | 8-10 | 80.0% | 2nd half: | 19-24 | 79.2% | Game: | 27-34 | 79.4% | | | | | | |

Officials: Brian Shey, Peter Juzenas, R.B. Clyburn

Technical fouls: UTSA-None. Arkansas-None.

Attendance: 13,728

Tickets Scanned: 12,462

Fouled out: UTSA #25, Allen (2:42 2H); #2, Jackson (0:43.9 2H)

#5, Giovanni (0:29.1 2H)

Arkansas #13, Jones (0:43.9 2H)

| Score by periods | 1st | 2nd | Total |
|------------------|-----|-----|-------|
| UTSA | 28 | 39 | 67 |
| Arkansas | 35 | 44 | 79 |

| | Points | In Paint | Off T/O | 2nd Chance | Fast Break | Bench |
|------|--------|----------|---------|------------|------------|-------|
| UTSA | 24 | 16 | 9 | 5 | 12 | 18 |
| AR | 30 | 17 | 11 | 15 | 26 | 26 |

Last FG - UTSA 2nd-00:04, AR 2nd-00:12.

Largest lead - UTSA by 5 1st-15:45, AR by 12 2nd-00:12.

UTSA led for 14:11. AR led for 23:33. Game was tied for 02:16.

Score tied - 4 times.

Lead changed - 6 times.

GAME 10 Arkansas vs. Georgia Tech

Dec. 19, 2018 • Fayetteville, Ark. - Bud Walton Arena • SEC Network

Georgia Tech 69 • 6-4

| # | Player | Total | | 3-Ptr | | Rebounds | | | PF | TP | A | TO | Blk | Stl | Min |
|-----------------|--------------------|--------|--------|-----------|--------|----------|-------|-------|-------|---------------------|----|----|-----|-----|-----|
| | | FG-FGA | FG-FGA | FT-FTA | FT-FTA | Off | Def | Tot | | | | | | | |
| 05 | WRIGHT, MOSES | f | 1-6 | 0-1 | 2-4 | 1 | 3 | 4 | 0 | 4 | 1 | 0 | 1 | 0 | 17 |
| 12 | MOORE, KHALID | f | 3-7 | 0-1 | 4-6 | 0 | 3 | 3 | 2 | 10 | 3 | 1 | 0 | 0 | 34 |
| 01 | BANKS III, JAMES | c | 5-7 | 0-0 | 4-4 | 8 | 6 | 14 | 3 | 14 | 3 | 4 | 5 | 1 | 34 |
| 00 | DEVOE, MICHAEL | g | 3-10 | 1-4 | 4-5 | 1 | 2 | 3 | 1 | 11 | 2 | 2 | 0 | 2 | 33 |
| 10 | ALVARADO, JOSE | g | 9-15 | 2-5 | 0-1 | 0 | 9 | 9 | 1 | 20 | 1 | 4 | 0 | 2 | 40 |
| 04 | ALSTON, BRANDON | | 1-2 | 0-1 | 0-0 | 0 | 0 | 0 | 3 | 2 | 1 | 4 | 0 | 0 | 17 |
| 13 | HAYWOOD II, CURTIS | | 2-6 | 2-5 | 0-0 | 1 | 1 | 2 | 5 | 6 | 3 | 3 | 0 | 2 | 19 |
| 34 | GUEYE, ABDOULAYE | | 1-2 | 0-0 | 0-0 | 1 | 1 | 2 | 0 | 1 | 2 | 0 | 0 | 1 | 6 |
| Team | | | | | | 3 | 3 | 6 | | | | | | | |
| Totals | | | 25-55 | 5-17 | 14-20 | 15 | 28 | 43 | 16 | 69 | 14 | 20 | 6 | 8 | 200 |
| FG % 1st Half: | | 13-31 | 41.9% | 2nd half: | 12-24 | 50.0% | Game: | 25-55 | 45.5% | Deadball Rebounds 1 | | | | | |
| 3FG % 1st Half: | | 1-8 | 12.5% | 2nd half: | 4-9 | 44.4% | Game: | 5-17 | 29.4% | | | | | | |
| FT % 1st Half: | | 4-7 | 57.1% | 2nd half: | 10-13 | 76.9% | Game: | 14-20 | 70.0% | | | | | | |

Arkansas 65 • 7-3

| # | Player | Total | | 3-Ptr | | Rebounds | | | PF | TP | A | TO | Blk | Stl | Min |
|-----------------|-------------------|--------|--------|-----------|--------|----------|-------|-------|-------|-----------------------|----|----|-----|-----|-----|
| | | FG-FGA | FG-FGA | FT-FTA | FT-FTA | Off | Def | Tot | | | | | | | |
| 02 | Adrio Bailey | f | 0-4 | 0-0 | 0-0 | 2 | 0 | 2 | 1 | 0 | 0 | 1 | 0 | 1 | 11 |
| 10 | Daniel Gafford | f | 6-9 | 0-0 | 2-4 | 3 | 5 | 8 | 5 | 14 | 3 | 3 | 3 | 1 | 32 |
| 01 | Isaiah Joe | g | 5-17 | 3-12 | 0-0 | 1 | 2 | 3 | 0 | 13 | 3 | 2 | 0 | 0 | 31 |
| 05 | Jalen Harris | g | 3-7 | 0-3 | 1-1 | 0 | 3 | 3 | 4 | 7 | 4 | 2 | 0 | 1 | 31 |
| 13 | Mason Jones | g | 5-15 | 5-13 | 2-2 | 3 | 3 | 6 | 1 | 17 | 5 | 2 | 0 | 2 | 35 |
| 00 | Desi Sills | | 2-3 | 2-2 | 0-0 | 1 | 1 | 2 | 1 | 6 | 0 | 3 | 0 | 0 | 11 |
| 11 | K. Embery-Simpson | | 0-2 | 0-2 | 0-0 | 0 | 0 | 0 | 1 | 0 | 0 | 2 | 0 | 0 | 12 |
| 22 | Gabe Osabuohien | | 0-0 | 0-0 | 2-2 | 1 | 1 | 2 | 2 | 2 | 0 | 0 | 0 | 0 | 10 |
| 35 | Reggie Chaney | | 3-6 | 0-0 | 0-0 | 1 | 3 | 4 | 2 | 6 | 1 | 1 | 3 | 1 | 27 |
| Team | | | | | | 1 | 0 | 1 | | | | | | | |
| Totals | | | 24-63 | 10-32 | 7-9 | 13 | 18 | 31 | 17 | 65 | 16 | 16 | 6 | 7 | 200 |
| FG % 1st Half: | | 11-25 | 44.0% | 2nd half: | 13-38 | 34.2% | Game: | 24-63 | 38.1% | Deadball Rebounds 0.2 | | | | | |
| 3FG % 1st Half: | | 6-17 | 35.3% | 2nd half: | 4-15 | 26.7% | Game: | 10-32 | 31.3% | | | | | | |
| FT % 1st Half: | | 4-6 | 66.7% | 2nd half: | 3-3 | 100.0% | Game: | 7-9 | 77.8% | | | | | | |

Officials: Tony Greene, Bart Lenox, Steven Anderson

Technical fouls: Georgia Tech-None. Arkansas-None.

Attendance: 14,368

Tickets scanned: 8,132

Fouled Out Georgia Tech: #13, Haywood (0:39.9 2H)

Fouled Out Arkansas: #10, Gafford (0:36.9 2H)

| Score by periods | 1st | 2nd | Total |
|------------------|-----|-----|-------|
| Georgia Tech | 31 | 38 | 69 |
| Arkansas | 32 | 33 | 65 |

| | Points | In Paint | Off T/O | 2nd Chance | Fast Break | Bench |
|--------------|--------|----------|---------|------------|------------|-------|
| Georgia Tech | 30 | 13 | 15 | 11 | 10 | 14 |
| AR | 26 | 23 | 3 | 11 | 14 | 14 |

Last FG - GT 2nd-01:30, AR 2nd-00:05.

Largest lead - GT by 11 1st-14:37, AR by 5 2nd-13:29.

GT led for 23:38. AR led for 11:45. Game was tied for 04:37.

Score tied - 5 times.

Lead changed - 11 times.

GAME 11 Arkansas vs. Texas State

Dec. 22, 2018 • Fayetteville, Ark. - Bud Walton Arena • SEC Network

Texas State 70 • 10-2

| # | Player | | Total | | 3-Ptr | | Rebounds | | | PF | TP | A | TO | Blk | Stl | Min |
|----------------------|-----------------|---|--------|-----------------|--------|-------------|----------|-------|----|--------------------|----|----|----|-----|-----|-----|
| | | | FG-FGA | FG-FGA | FT-FTA | Off | Def | Tot | | | | | | | | |
| 23 | Peacock, Alex | f | 1-9 | 1-4 | 0-0 | 1 | 7 | 8 | 1 | 3 | 2 | 1 | 0 | 3 | 23 | |
| 45 | Terry, Eric | f | 0-1 | 0-0 | 0-0 | 1 | 1 | 2 | 4 | 0 | 1 | 2 | 0 | 0 | 9 | |
| 02 | Nottingham, Tre | g | 6-15 | 6-13 | 0-1 | 1 | 2 | 3 | 4 | 18 | 1 | 5 | 0 | 2 | 36 | |
| 22 | Pearson, Nijal | g | 6-17 | 4-8 | 0-0 | 1 | 5 | 6 | 4 | 16 | 1 | 1 | 0 | 0 | 36 | |
| 35 | Shead, Jaylen | g | 4-5 | 1-1 | 5-8 | 2 | 4 | 6 | 3 | 14 | 4 | 2 | 0 | 0 | 26 | |
| 00 | Gurley, Isaiah | | 0-0 | 0-0 | 0-0 | 0 | 0 | 0 | 1 | 0 | 0 | 1 | 0 | 0 | 4 | |
| 03 | Davis, Chandler | | 0-2 | 0-0 | 0-0 | 1 | 1 | 2 | 1 | 0 | 0 | 0 | 0 | 0 | 6 | |
| 04 | Adams, Shelby | | 0-0 | 0-0 | 0-2 | 0 | 0 | 0 | 1 | 0 | 0 | 0 | 0 | 0 | 7 | |
| 12 | Harrell, Mason | | 2-3 | 0-0 | 1-2 | 2 | 0 | 2 | 2 | 5 | 2 | 2 | 0 | 1 | 14 | |
| 14 | Scott, Quentin | | 4-4 | 0-0 | 0-6 | 1 | 0 | 1 | 5 | 8 | 0 | 1 | 0 | 0 | 13 | |
| 25 | Sule, Alonzo | | 2-4 | 0-0 | 2-2 | 5 | 3 | 8 | 3 | 6 | 0 | 1 | 0 | 1 | 26 | |
| | Team | | | | | 2 | 2 | 4 | | | | | | | | |
| Totals | | | | 25-60 | 12-26 | 8-21 | 17 | 25 | 42 | 29 | 70 | 11 | 16 | 0 | 7 | 200 |
| FG % 1st Half: 9-28 | | | 32.1% | 2nd half: 16-32 | 50.0% | Game: 25-60 | | 41.7% | | Deadball Rebound 5 | | | | | | |
| 3FG % 1st Half: 5-11 | | | 45.5% | 2nd half: 7-15 | 46.7% | Game: 12-26 | | 46.2% | | | | | | | | |
| FT % 1st Half: 4-9 | | | 44.4% | 2nd half: 4-12 | 33.3% | Game: 8-21 | | 38.1% | | | | | | | | |

GAME 13 Arkansas at Texas A&M

Jan. 5, 2019 • College Station, Texas - Reed Arena • SEC Network

Arkansas 73 • 10-3, 1-0 SEC

| # | Player | Total | | 3-Ptr | | Rebounds | | | PF | TP | A TO Blk | | | Stl | Min |
|-----------------|-------------------|--------|--------|-----------|----------|----------|-------|-------|-------|----|----------|----------|-----|-----|-----|
| | | FG-FGA | FT-FTA | FG-FGA | FT-FTA | Off | Def | Tot | | | A | TO | Blk | | |
| 01 | Isaiah Joe | * 3-8 | 3-7 | 2-4 | 0 2 2 | 2 | 11 | 1 | 1 | 0 | 1 | 27 | | | |
| 02 | Adrio Bailey | * 2-7 | 0-0 | 1-3 | 2 3 5 | 1 | 5 | 0 | 0 | 0 | 0 | 25 | | | |
| 05 | Jalen Harris | * 4-9 | 1-3 | 6-11 | 0 3 3 | 2 | 15 | 9 | 0 | 0 | 0 | 36 | | | |
| 10 | Daniel Gafford | * 5-11 | 0-0 | 1-2 | 6 5 11 | 4 | 11 | 1 | 1 | 1 | 0 | 23 | | | |
| 13 | Mason Jones | * 3-11 | 3-11 | 0-0 | 0 5 5 | 3 | 9 | 3 | 1 | 0 | 0 | 24 | | | |
| 00 | Desi Sills | 5-9 | 3-6 | 1-2 | 1 0 1 | 3 | 14 | 1 | 3 | 0 | 0 | 18 | | | |
| 11 | K. Embery-Simpson | 0-4 | 0-3 | 0-0 | 0 2 2 | 0 | 0 | 0 | 1 | 0 | 1 | 14 | | | |
| 22 | Gabe Osabuohien | 3-6 | 0-2 | 0-0 | 3 4 7 | 4 | 6 | 1 | 1 | 1 | 1 | 18 | | | |
| 25 | Jordan Phillips | 0-1 | 0-1 | 0-0 | 0 0 0 | 0 | 0 | 0 | 0 | 0 | 0 | 2 | | | |
| 35 | Reggie Chaney | 1-4 | 0-0 | 0-0 | 0 3 3 | 3 | 2 | 0 | 0 | 1 | 0 | 11 | | | |
| Team | | | | | 5 3 8 | | | | | | | | | | |
| Totals | | 26-70 | 10-33 | 11-22 | 17 30 47 | 22 | 73 | 16 | 8 | 3 | 3 | 200 | | | |
| FG % 1st Half: | | 13-36 | 36.1% | 2nd half: | 13-34 | 38.2% | Game: | 26-70 | 37.1% | | | Deadball | | | |
| 3FG % 1st Half: | | 5-14 | 35.7% | 2nd half: | 5-19 | 26.3% | Game: | 10-33 | 30.3% | | | Rebounds | | | |
| FT % 1st Half: | | 1-4 | 25.0% | 2nd half: | 10-18 | 55.6% | Game: | 11-22 | 50.0% | | | 7 | | | |

Texas A&M 71 • 6-6, 0-1 SEC

| # | Player | Total | | 3-Ptr | | Rebounds | | | PF | TP | A TO Blk | | | Stl | Min |
|-----------------|---------------------|--------|--------|-----------|----------|----------|-------|-------|-------|----|----------|----------|-----|-----|-----|
| | | FG-FGA | FT-FTA | FG-FGA | FT-FTA | Off | Def | Tot | | | A | TO | Blk | | |
| 01 | Flagg, Savion | * 8-11 | 1-2 | 3-7 | 4 11 15 | 5 | 20 | 2 | 1 | 1 | 0 | 36 | | | |
| 02 | Starks, TJ | * 8-18 | 2-7 | 5-8 | 0 2 2 | 4 | 23 | 5 | 3 | 0 | 1 | 33 | | | |
| 11 | Mitchell, Wendell | * 2-11 | 0-7 | 3-4 | 1 1 2 | 4 | 7 | 2 | 1 | 0 | 0 | 33 | | | |
| 13 | Mahan, Brandon | * 2-5 | 0-5 | 0-0 | 3 3 3 | 3 | 6 | 1 | 0 | 0 | 0 | 24 | | | |
| 21 | Mekowulu, Christian | * 1-3 | 0-0 | 0-0 | 2 5 7 | 4 | 2 | 0 | 0 | 2 | 0 | 20 | | | |
| 00 | Chandler, Jay Jay | 2-7 | 0-2 | 2-2 | 1 0 1 | 0 | 6 | 2 | 0 | 0 | 1 | 19 | | | |
| 12 | Collins, Chris | 0-0 | 0-0 | 0-0 | 0 0 0 | 0 | 0 | 0 | 0 | 0 | 0 | 4 | | | |
| 24 | Walker, John | 1-3 | 0-1 | 1-2 | 2 2 4 | 1 | 3 | 2 | 2 | 0 | 0 | 13 | | | |
| 32 | Nebo, Josh | 1-3 | 0-0 | 2-2 | 1 5 6 | 1 | 4 | 0 | 1 | 3 | 0 | 18 | | | |
| Team | | | | | 0 2 2 | | | | | | | | | | |
| Totals | | 25-61 | 5-24 | 16-25 | 11 31 42 | 22 | 71 | 14 | 8 | 6 | 2 | 200 | | | |
| FG % 1st Half: | | 12-28 | 42.9% | 2nd half: | 13-33 | 39.4% | Game: | 25-61 | 41.0% | | | Deadball | | | |
| 3FG % 1st Half: | | 1-9 | 11.1% | 2nd half: | 4-15 | 26.7% | Game: | 5-24 | 20.8% | | | Rebounds | | | |
| FT % 1st Half: | | 6-9 | 66.7% | 2nd half: | 10-16 | 62.5% | Game: | 16-25 | 64.0% | | | 4 | | | |

 Officials: Bart Lenox, Vladimir Voyard-Tadal, Josue Nieves
 Technical fouls: Arkansas-None. Texas A&M-None.
 Attendance: 10049

| Score by periods | 1st | 2nd | Total |
|------------------|-----|-----|-------|
| Arkansas | 32 | 41 | 73 |
| Texas A&M | 31 | 40 | 71 |

 Last FG - AR 2nd-01:34, TAMU 2nd-00:02.
 Largest lead - AR by 8 1st-14:09, TAMU by 3 1st-03:31.
 AR led for 23:19. TAMU led for 07:00. Game was tied for 09:41.

| Points | In Paint | Off T/O | 2nd Chance | Fast Break | Bench |
|--------|----------|---------|------------|------------|-------|
| AR | 26 | 10 | 18 | 5 | 22 |
| TAMU | 38 | 6 | 16 | 8 | 13 |

 Score tied - 11 times.
 Lead changed - 16 times.

GAME 14 Arkansas vs. Florida

Jan. 9, 2019 • Fayetteville, Ark. - Bud Walton Arena • SEC Network

Florida 57 • 9-5, 1-1 SEC

| # | Player | Total | | 3-Ptr | | Rebounds | | | PF | TP | A TO Blk | | | Stl | Min |
|-----------------|-------------------|--------|--------|-----------|----------|----------|-------|-------|-------|----|----------|----------|-----|-----|-----|
| | | FG-FGA | FT-FTA | FG-FGA | FT-FTA | Off | Def | Tot | | | A | TO | Blk | | |
| 11 | HAYES, KEVARRIUS | c 1-3 | 0-0 | 2-2 | 1 1 2 | 4 | 4 | 0 | 0 | 0 | 2 | 17 | | | |
| 02 | NEMBHARD, ANDREW | g 2-6 | 1-2 | 1-2 | 0 5 5 | 2 | 6 | 4 | 1 | 0 | 0 | 31 | | | |
| 03 | HUDSON, JALEN | g 4-15 | 1-5 | 0-2 | 1 5 6 | 3 | 9 | 0 | 1 | 0 | 0 | 23 | | | |
| 05 | ALLEN, KEVAUGHN | g 3-11 | 1-9 | 11-12 | 0 5 5 | 3 | 18 | 1 | 2 | 0 | 0 | 33 | | | |
| 10 | LOCKE, NOAH | g 4-8 | 2-5 | 0-0 | 2 3 5 | 4 | 10 | 1 | 1 | 0 | 1 | 25 | | | |
| 00 | OKAURI, MIKE | 1-4 | 1-3 | 0-0 | 0 2 2 | 0 | 3 | 0 | 0 | 0 | 0 | 13 | | | |
| 11 | JOHNSON, KEYONTAE | 0-2 | 0-0 | 0-0 | 0 3 3 | 2 | 0 | 1 | 0 | 0 | 0 | 12 | | | |
| 21 | BASSETT, DONTAY | 3-5 | 0-0 | 1-1 | 3 2 5 | 3 | 7 | 1 | 1 | 1 | 0 | 23 | | | |
| 24 | BALLARD, DEAUDRAE | 0-2 | 0-1 | 0-0 | 0 0 0 | 1 | 0 | 0 | 1 | 0 | 0 | 10 | | | |
| 25 | STONE, KEITH | 0-2 | 0-1 | 0-0 | 1 1 2 | 3 | 0 | 1 | 3 | 1 | 1 | 13 | | | |
| Team | | | | | 2 2 4 | | | | | | | | | | |
| Totals | | 18-58 | 6-26 | 15-19 | 10 29 39 | 25 | 57 | 9 | 12 | 2 | 4 | 200 | | | |
| FG % 1st Half: | | 10-32 | 31.3% | 2nd half: | 8-26 | 30.8% | Game: | 18-58 | 31.0% | | | Deadball | | | |
| 3FG % 1st Half: | | 3-16 | 18.8% | 2nd half: | 3-10 | 30.0% | Game: | 6-26 | 23.1% | | | Rebounds | | | |
| FT % 1st Half: | | 10-12 | 83.3% | 2nd half: | 5-7 | 71.4% | Game: | 15-19 | 78.9% | | | 1.1 | | | |

Arkansas 51 • 10-4, 1-1 SEC

| # | Player | Total | | 3-Ptr | | Rebounds | | | PF | TP | A TO Blk | | | Stl | Min |
|-----------------|-------------------|--------|--------|-----------|----------|----------|-------|-------|-------|----|----------|----------|-----|-----|-----|
| | | FG-FGA | FT-FTA | FG-FGA | FT-FTA | Off | Def | Tot | | | A | TO | Blk | | |
| 02 | Adrio Bailey | f 2-8 | 0-0 | 0-0 | 1 4 5 | 3 | 4 | 0 | 0 | 1 | 2 | 21 | | | |
| 10 | Daniel Gafford | f 3-4 | 0-0 | 3-6 | 2 10 12 | 4 | 9 | 1 | 0 | 0 | 1 | 27 | | | |
| 01 | Isaiah Joe | 2-10 | 2-9 | 0-1 | 0 3 3 | 2 | 6 | 3 | 3 | 1 | 1 | 35 | | | |
| 03 | Jalen Harris | g 1-5 | 0-3 | 0-2 | 0 1 1 | 2 | 2 | 3 | 3 | 0 | 0 | 35 | | | |
| 13 | Mason Jones | g 7-13 | 4-9 | 12-13 | 0 2 2 | 0 | 30 | 3 | 4 | 1 | 0 | 34 | | | |
| 00 | Desi Sills | 0-3 | 0-2 | 0-0 | 0 0 0 | 3 | 0 | 0 | 2 | 0 | 0 | 18 | | | |
| 11 | K. Embery-Simpson | 0-4 | 0-2 | 0-0 | 1 2 3 | 0 | 0 | 0 | 0 | 0 | 1 | 11 | | | |
| 22 | Gabe Osabuohien | 0-1 | 0-1 | 0-4 | 3 5 8 | 5 | 0 | 0 | 2 | 1 | 0 | 14 | | | |
| 35 | Reggie Chaney | 0-2 | 0-0 | 0-0 | 0 1 1 | 1 | 0 | 0 | 1 | 1 | 0 | 5 | | | |
| Team | | | | | 3 4 7 | | | | | | | | | | |
| Totals | | 15-50 | 6-26 | 15-26 | 10 32 42 | 20 | 51 | 10 | 16 | 5 | 5 | 200 | | | |
| FG % 1st Half: | | 7-25 | 28.0% | 2nd half: | 8-25 | 32.0% | Game: | 15-50 | 30.0% | | | Deadball | | | |
| 3FG % 1st Half: | | 2-14 | 14.3% | 2nd half: | 4-12 | 33.3% | Game: | 6-26 | 23.1% | | | Rebounds | | | |
| FT % 1st Half: | | 6-10 | 60.0% | 2nd half: | 9-16 | 56.3% | Game: | 15-26 | 57.7% | | | 6.1 | | | |

 Officials: Joe Lindsey, Mike Nance, Patrick Evans
 Technical fouls: Florida-None. Arkansas-None.
 Attendance: 17160
 Tickets Scanned: 9,950
 Fouled Out: Arkansas, #22, Osabuohien (6:57 2H)

| Score by periods | 1st | 2nd | Total |
|------------------|-----|-----|-------|
| Florida | 33 | 24 | 57 |
| Arkansas | 22 | 29 | 51 |

 Last FG - UF 2nd-02:35, AR 2nd-02:13.
 Largest lead - UF by 16 2nd-09:13, AR by 4 1st-18:06.
 UF led for 32:48. AR led for 04:04. Game was tied for 03:08.

| Points | In Paint | Off T/O | 2nd Chance | Fast Break | Bench |
|--------|----------|---------|------------|------------|-------|
| UF | 18 | 12 | 7 | 5 | 2 |
| AR | 18 | 12 | 2 | 2 | 0 |

 Score tied - 1 time.
 Lead changed - 1 time.

GAME 15 Arkansas vs. LSU

Jan. 12, 2019 • Fayetteville, Ark. - Bud Walton Arena • SEC Network

LSU 94 • 12-3, 2-0 SEC

| # | Player | | Total | | 3-Ptr | | Rebounds | | | PF | TP | A | | | Stl | Min |
|----------------------|--------------------|---|--------|-----------------|--------|---------|----------|-------------|-------|----------|----|----|-----|---|-----|-----|
| | | | FG-FGA | FG-FGA | FT-FTA | Off | Def | Tot | A | | | TO | Blk | | | |
| 00 | REID, Naz | f | 10-12 | 4-4 | 3-4 | 2 | 5 | 7 | 4 | 27 | 2 | 2 | 0 | 0 | 26 | |
| 11 | BIGBY-WILLIAMS, K. | f | 0-2 | 0-0 | 0-1 | 0 | 0 | 0 | 5 | 0 | 0 | 0 | 1 | 0 | 18 | |
| 03 | WATERS, Tremont | g | 6-15 | 1-6 | 4-4 | 0 | 2 | 2 | 3 | 17 | 11 | 7 | 0 | 3 | 42 | |
| 04 | MAYS, Skylar | g | 5-13 | 2-6 | 3-4 | 0 | 4 | 4 | 1 | 15 | 1 | 2 | 0 | 2 | 41 | |
| 14 | TAYLOR, Marlon | g | 7-8 | 1-2 | 6-6 | 4 | 3 | 7 | 3 | 21 | 1 | 1 | 0 | 1 | 37 | |
| 01 | SMART, Ja'vonte | | 2-7 | 2-4 | 2-2 | 0 | 2 | 2 | 5 | 8 | 0 | 4 | 0 | 0 | 23 | |
| 22 | DAYS, Darius | | 0-4 | 0-3 | 0-0 | 1 | 1 | 2 | 3 | 0 | 0 | 1 | 1 | 1 | 12 | |
| 24 | WILLIAMS, Emmitt | | 3-3 | 0-0 | 0-1 | 4 | 6 | 10 | 4 | 6 | 0 | 2 | 1 | 0 | 26 | |
| Team | | | | | | 1 | 1 | 2 | | | | | | | | |
| Totals | | | 33-64 | 10-25 | 18-22 | 12 | 24 | 36 | 28 | 94 | 15 | 19 | 3 | 7 | 225 | |
| FG % 1st Half: 18-30 | | | 60.0% | 2nd half: 11-29 | 37.9% | OT: 4-5 | 80.0% | Game: 33-64 | 51.6% | Deadball | | | | | | |
| 3FG % 1st Half: 6-12 | | | 50.0% | 2nd half: 2-11 | 18.2% | OT: 2-2 | 100.0% | Game: 10-25 | 40.0% | Rebound | | | | | | |
| FT % 1st Half: 8-9 | | | 88.9% | 2nd half: 7-10 | 70.0% | OT: 3-3 | 100.0% | Game: 18-22 | 81.8% | 1.1 | | | | | | |

GAME 17 Arkansas at #18 Ole Miss

Jan. 19, 2019 • Oxford, Miss. - The Pavilion • SEC Network

Arkansas 67 • 10-7, 1-4 SEC

| # | Player | Total | | 3-Ptr | | Rebounds | | | PF | TP | A TO Blk | | | Stl | Min |
|----------------------|-------------------|--------|-----------------|--------|-------------|----------|----------|-----|----|----|----------|-----|-----|-----|-----|
| | | FG-FGA | FT-FTA | FG-FGA | FT-FTA | Off | Def | Tot | | | A | TO | Blk | | |
| 10 | Daniel Gafford | f 2-6 | 0-0 | 5-6 | 0 10 10 | 2 | 9 | 1 | 5 | 2 | 1 | 31 | | | |
| 35 | Reggie Chaney | f 2-3 | 0-0 | 0-0 | 1 0 1 | 2 | 4 | 0 | 0 | 0 | 0 | 12 | | | |
| 01 | Isaiah Joe | g 4-11 | 3-9 | 0-0 | 2 3 5 | 0 | 11 | 1 | 0 | 0 | 0 | 33 | | | |
| 05 | Jalen Harris | g 1-4 | 1-3 | 0-0 | 1 5 6 | 1 | 3 | 7 | 4 | 0 | 1 | 30 | | | |
| 13 | Mason Jones | g 1-10 | 0-6 | 3-4 | 1 1 2 | 2 | 5 | 2 | 1 | 1 | 2 | 31 | | | |
| 00 | Desi Sills | 0-0 | 0-0 | 2-2 | 0 0 0 | 1 | 2 | 0 | 3 | 0 | 0 | 7 | | | |
| 02 | Adrio Bailey | 2-4 | 0-0 | 0-0 | 1 1 2 | 2 | 4 | 2 | 0 | 0 | 0 | 10 | | | |
| 11 | K. Embery-Simpson | 5-8 | 2-5 | 4-5 | 1 0 1 | 1 | 16 | 0 | 0 | 0 | 1 | 20 | | | |
| 22 | Gabe Osabuohien | 5-9 | 0-0 | 3-4 | 2 1 3 | 4 | 13 | 1 | 4 | 0 | 1 | 26 | | | |
| | Team | | | | 1 0 1 | | | | | | | | | | |
| | Totals | 22-55 | 6-23 | 17-21 | 10 21 31 | 15 | 67 | 14 | 17 | 3 | 6 | 200 | | | |
| FG % 1st Half: 11-25 | | 44.0% | 2nd half: 11-30 | 36.7% | Game: 22-55 | 40.0% | Deadball | | | | | | | | |
| 3FG % 1st Half: 3-9 | | 33.3% | 2nd half: 3-14 | 21.4% | Game: 6-23 | 26.1% | Rebounds | | | | | | | | |
| FT % 1st Half: 10-13 | | 76.9% | 2nd half: 7-8 | 87.5% | Game: 17-21 | 81.0% | 0.1 | | | | | | | | |

Ole Miss 84 • 14-3, 4-1 SEC

| # | Player | Total | | 3-Ptr | | Rebounds | | | PF | TP | A TO Blk | | | Stl | Min |
|----------------------|---------------------|--------|-----------------|--------|-------------|----------|----------|-----|----|----|----------|-----|-----|-----|-----|
| | | FG-FGA | FT-FTA | FG-FGA | FT-FTA | Off | Def | Tot | | | A | TO | Blk | | |
| 00 | Hinson,Blake | f 1-5 | 0-3 | 1-2 | 0 4 4 | 3 | 3 | 1 | 3 | 0 | 0 | 19 | | | |
| 13 | Olejniczak, Dominik | c 5-7 | 0-0 | 3-3 | 1 4 5 | 2 | 13 | 1 | 1 | 2 | 0 | 22 | | | |
| 03 | Davis,Terence | g 6-11 | 2-5 | 4-5 | 2 7 9 | 4 | 18 | 7 | 3 | 0 | 5 | 32 | | | |
| 04 | Tyree,Breein | g 7-15 | 2-7 | 6-6 | 2 2 4 | 1 | 22 | 2 | 2 | 1 | 3 | 36 | | | |
| 20 | Davis, D.C. | g 3-5 | 0-1 | 1-1 | 1 1 2 | 2 | 7 | 4 | 0 | 0 | 1 | 27 | | | |
| 01 | Naylor,Zach | 0-0 | 0-0 | 0-0 | 0 1 1 | 0 | 0 | 0 | 0 | 0 | 0 | 2 | | | |
| 02 | Shuler,Devontae | 1-6 | 1-3 | 0-0 | 0 2 2 | 1 | 3 | 3 | 3 | 0 | 2 | 25 | | | |
| 12 | Stevens, Bruce | 6-7 | 2-3 | 0-0 | 3 4 7 | 2 | 14 | 1 | 0 | 0 | 1 | 18 | | | |
| 14 | Buffen, KJ | 2-8 | 0-0 | 0-0 | 2 2 4 | 3 | 4 | 0 | 1 | 0 | 1 | 19 | | | |
| | Team | | | | 2 0 2 | | | | | | | | | | |
| | Totals | 31-64 | 7-22 | 15-17 | 13 27 40 | 18 | 84 | 19 | 13 | 3 | 13 | 200 | | | |
| FG % 1st Half: 18-35 | | 51.4% | 2nd half: 13-29 | 44.8% | Game: 31-64 | 48.4% | Deadball | | | | | | | | |
| 3FG % 1st Half: 3-11 | | 27.3% | 2nd half: 4-11 | 36.4% | Game: 7-22 | 31.8% | Rebounds | | | | | | | | |
| FT % 1st Half: 7-8 | | 87.5% | 2nd half: 8-9 | 88.9% | Game: 15-17 | 88.2% | 0 | | | | | | | | |

Officials: Doug Shows, Tony Greene, R.B. Clyburn

Technical fouls: Arkansas-None. Ole Miss-None.

Attendance: 9500

| Score by periods | 1st | 2nd | Total |
|------------------|-----|-----|-------|
| Arkansas | 35 | 32 | 67 |
| Ole Miss | 46 | 38 | 84 |

Last FG - AR 2nd-00:07, OM 2nd-00:16.

Largest lead - AR None, OM by 19 2nd-02:00.

AR led for 00:00, OM led for 39:20. Game was tied for 00:40.

Score tied - 0 times.

Lead changed - 0 times.

GAME 19 Arkansas at #13 Texas Tech

Jan. 16, 2019 • Lubbock, Texas - United Supermarkets Arena • ESPN2

Arkansas 64 • 11-8

| # | Player | Total | | 3-Ptr | | Rebounds | | | PF | TP | A TO Blk | | | Stl | Min |
|----------------------|-------------------|--------|-----------------|--------|-------------|----------|----------|-----|----|----|----------|-----|-----|-----|-----|
| | | FG-FGA | FT-FTA | FG-FGA | FT-FTA | Off | Def | Tot | | | A | TO | Blk | | |
| 01 | Isaiah Joe | * 1-6 | 0-5 | 3-3 | 0 0 0 | 2 | 5 | 1 | 1 | 0 | 2 | 29 | | | |
| 02 | Adrio Bailey | * 3-4 | 0-0 | 2-4 | 0 2 2 | 0 | 8 | 1 | 1 | 0 | 2 | 24 | | | |
| 05 | Jalen Harris | * 4-12 | 1-3 | 2-2 | 0 1 1 | 2 | 11 | 2 | 3 | 1 | 3 | 34 | | | |
| 10 | Daniel Gafford | * 7-7 | 0-0 | 2-5 | 2 3 5 | 3 | 16 | 0 | 2 | 1 | 0 | 26 | | | |
| 13 | Mason Jones | * 3-8 | 2-6 | 3-4 | 0 3 3 | 5 | 11 | 1 | 0 | 0 | 1 | 27 | | | |
| 00 | Desi Sills | 0-1 | 0-1 | 1-2 | 0 2 2 | 1 | 1 | 0 | 2 | 0 | 0 | 8 | | | |
| 11 | K. Embery-Simpson | 1-5 | 0-3 | 3-4 | 0 1 1 | 3 | 5 | 1 | 1 | 0 | 2 | 26 | | | |
| 22 | Gabe Osabuohien | 1-3 | 1-1 | 0-0 | 1 1 2 | 1 | 3 | 0 | 3 | 0 | 0 | 14 | | | |
| 35 | Reggie Chaney | 1-2 | 0-0 | 2-2 | 2 1 3 | 3 | 4 | 0 | 2 | 0 | 0 | 12 | | | |
| | Team | | | | 4 4 8 | | | | | | | | | | |
| | Totals | 21-48 | 4-19 | 18-26 | 9 18 27 | 20 | 64 | 6 | 17 | 2 | 10 | 200 | | | |
| FG % 1st Half: 11-27 | | 40.7% | 2nd half: 10-21 | 47.6% | Game: 21-48 | 43.8% | Deadball | | | | | | | | |
| 3FG % 1st Half: 3-10 | | 30.0% | 2nd half: 1-9 | 11.1% | Game: 4-19 | 21.1% | Rebounds | | | | | | | | |
| FT % 1st Half: 8-9 | | 88.9% | 2nd half: 10-17 | 58.8% | Game: 18-26 | 69.2% | 7 | | | | | | | | |

Texas Tech 67 • 16-4

| # | Player | Total | | 3-Ptr | | Rebounds | | | PF | TP | A TO Blk | | | Stl | Min |
|----------------------|------------------|--------|-----------------|--------|-------------|----------|----------|-----|----|----|----------|-----|-----|-----|-----|
| | | FG-FGA | FT-FTA | FG-FGA | FT-FTA | Off | Def | Tot | | | A | TO | Blk | | |
| 11 | Owens,Tariq | * 1-1 | 0-0 | 0-0 | 1 2 3 | 5 | 2 | 2 | 1 | 3 | 0 | 21 | | | |
| 13 | Mooney,Matt | * 4-8 | 1-2 | 3-4 | 2 1 3 | 0 | 12 | 2 | 5 | 0 | 0 | 29 | | | |
| 23 | Culver,Jarrett | * 5-12 | 4-5 | 1-4 | 0 3 3 | 3 | 15 | 4 | 4 | 0 | 3 | 36 | | | |
| 25 | Moretti,Davide | * 6-9 | 3-6 | 6-7 | 1 1 2 | 4 | 21 | 2 | 1 | 0 | 1 | 32 | | | |
| 32 | Odiase,Norense | * 1-1 | 0-0 | 0-0 | 1 6 7 | 4 | 2 | 1 | 4 | 1 | 0 | 23 | | | |
| 00 | Edwards,Kyler | 2-5 | 0-1 | 3-4 | 0 2 2 | 1 | 7 | 1 | 2 | 0 | 1 | 16 | | | |
| 01 | Francis,Brandone | 2-5 | 1-3 | 0-0 | 0 2 2 | 2 | 5 | 1 | 1 | 0 | 0 | 29 | | | |
| 03 | Corprew,Deshawn | 1-2 | 1-2 | 0-0 | 0 2 2 | 2 | 3 | 1 | 0 | 0 | 0 | 13 | | | |
| 24 | Benson,Avery | 0-0 | 0-0 | 0-0 | 0 0 0 | 0 | 0 | 0 | 0 | 0 | 0 | 1 | | | |
| | Team | | | | 1 0 1 | | | | | | | | | | |
| | Totals | 22-43 | 10-19 | 13-19 | 6 19 25 | 21 | 67 | 14 | 21 | 4 | 5 | 200 | | | |
| FG % 1st Half: 11-20 | | 55.0% | 2nd half: 11-23 | 47.8% | Game: 22-43 | 51.2% | Deadball | | | | | | | | |
| 3FG % 1st Half: 5-10 | | 50.0% | 2nd half: 5-9 | 55.6% | Game: 10-19 | 52.6% | Rebounds | | | | | | | | |
| FT % 1st Half: 3-6 | | 50.0% | 2nd half: 10-13 | 76.9% | Game: 13-19 | 68.4% | 3 | | | | | | | | |

Officials: Ray Natili, Darron George, Marques Pettigrew

Technical fouls: Arkansas-None. Texas Tech-None.

Attendance: 14290

| Score by periods | 1st | 2nd | Total |
|------------------|-----|-----|-------|
| Arkansas | 33 | 31 | 64 |
| Texas Tech | 30 | 37 | 67 |

Last FG - AR 2nd-00:01, TTU 2nd-07:41.

Largest lead - AR by 3 1st-00:01, TTU by 12 2nd-08:28.

AR led for 01:37, TTU led for 35:54. Game was tied for 02:29.

Score tied - 5 times.

Lead changed - 6 times.

GAME 18 Arkansas vs. Missouri

Jan. 23, 2019 • Fayetteville, Ark. - Bud Walton Arena • SEC Network

Missouri 60 • 10-7, 1-4 SEC

| # | Player | Total | | 3-Ptr | | Rebounds | | | PF | TP | A TO Blk | | | Stl | Min |
|----------------------|------------------|--------|----------------|--------|-------------|----------|----------|-----|----|----|----------|-----|-----|-----|-----|
| | | FG-FGA | FT-FTA | FG-FGA | FT-FTA | Off | Def | Tot | | | A | TO | Blk | | |
| 23 | TILMON, Jeremiah | f 4-5 | 0-0 | 1-3 | 2 3 5 | 5 | 9 | 2 | 4 | 0 | 0 | 27 | | | |
| 24 | PURYEAR, Kevin | f 2-8 | 1-5 | 2-2 | 1 3 4 | 1 | 7 | 0 | 1 | 0 | 0 | 26 | | | |
| 04 | PICKETT, Javon | g 0-1 | 0-1 | 0-0 | 0 0 0 | 1 | 0 | 0 | 2 | 0 | 0 | 10 | | | |
| 13 | SMITH, Mark | g 8-14 | 6-11 | 0-0 | 0 7 7 | 2 | 22 | 0 | 2 | 0 | 1 | 37 | | | |
| 15 | GEIST, Jordan | g 2-6 | 1-4 | 2-3 | 1 5 6 | 1 | 7 | 4 | 5 | 0 | 0 | 35 | | | |
| 00 | WATSON, Torrence | 0-0 | 0-0 | 2-2 | 0 0 0 | 2 | 2 | 0 | 2 | 0 | 0 | 8 | | | |
| 01 | PINSON, Xavier | 2-4 | 1-2 | 3-4 | 0 2 2 | 1 | 8 | 2 | 4 | 0 | 0 | 21 | | | |
| 02 | SANTOS, K.J. | 0-1 | 0-0 | 0-1 | 0 4 4 | 2 | 0 | 0 | 1 | 0 | 0 | 20 | | | |
| 03 | SUGGS, Ronnie | 1-3 | 1-2 | 2-2 | 0 1 1 | 2 | 5 | 0 | 2 | 0 | 0 | 12 | | | |
| 14 | NIKKO, Reed | 0-0 | 0-0 | 0-0 | 0 0 0 | 4 | 0 | 1 | 0 | 0 | 1 | 4 | | | |
| | Team | | | | 0 1 1 | | | | | | | | | | |
| Totals | | 19-42 | 10-25 | 12-17 | 4 26 30 | 21 | 60 | 9 | 24 | 0 | 2 | 200 | | | |
| FG % 1st Half: 12-27 | | 44.4% | 2nd half: 7-15 | 46.7% | Game: 19-42 | 45.2% | Deadball | | | | | | | | |
| 3FG % 1st Half: 5-15 | | 33.3% | 2nd half: 5-10 | 50.0% | Game: 10-25 | 40.0% | Rebounds | | | | | | | | |
| FT % 1st Half: 5-6 | | 83.3% | 2nd half: 7-11 | 63.6% | Game: 12-17 | 70.6% | 2.3 | | | | | | | | |

25th Anniversary


1994 NATIONAL CHAMPIONSHIP



**Record: 31-3, 14-2 SEC
NCAA CHAMPION
SEC CHAMPION**

NCAA TOURNAMENT RESULTS

| | | |
|--------------|-------------------------|--------|
| RD1 | def. North Carolina A&T | 94-79 |
| RD2 | def. Georgetown | 85-73 |
| Sweet 16 | def. Tulsa | 103-84 |
| Elite 8 | def. Michigan | 76-68 |
| Final Four | def. Arizona | 91-82 |
| Championship | def. Duke | 76-72 |



1993-94 RAZORBACKS

| | | |
|----|----------------------|--------------------|
| 3 | Alex Dillard | Bessemer, Ala. |
| 12 | Clint McDaniel | Tulsa, Okla. |
| 13 | John Engskov | Berryville, Ark. |
| 14 | Corey Beck | Memphis, Tenn. |
| 15 | Dwight Stewart | Memphis, Tenn. |
| 22 | Davor Rimac | Zagreb, Croatia |
| 23 | Ken Biley | Pine Bluff, Ark. |
| 24 | Ray Biggers | Houston, Texas |
| 30 | Scotty Thurman | Ruston, La. |
| 31 | Roger Crawford | Birmingham, Ala. |
| 33 | Lee Wilson | Waco, Texas |
| 34 | Corliss Williamson | Russellville, Ark. |
| 35 | Reggie Merritt | Little Rock, Ark. |
| 40 | Elmer Martin | Memphis, Tenn. |
| 44 | Darnell Robinson | Oakland, Calif. |
| | Nolan Richardson | Head Coach |
| | Nolan Richardson III | Assistant Coach |
| | Mike Anderson | Assistant Coach |
| | Brad Dunn | Assistant Coach |
| | Wayne Stehlik | Dir. of Operations |
| | Dave England | Athletic Trainer |

