



ARKANSAS RAZORBACKS

GAME 21 • LSU • Feb. 2, 2019 • 5:00 pm • Baton Rouge, La. / Pete Maravich Assembly Center (13,215) • SEC

• GAME INFORMATION •

TV: SEC Network
Kevin Fitzgerald and Dane Bradshaw



RADIO: Razorback/IMG Sports Network
Chuck Barrett and Matt Zimmerman

SATELLITE: XM (389), Internet (980)

LIVE STATS: <http://StatBroadcast.com>

• THE MATCHUP •

ARKANSAS RAZORBACKS

Overall: 12-8 3-4 SEC
Head Coach: Mike Anderson (Tulsa '82)
At Arkansas: 163-94 (8th Yr) • Overall: 363-192 (17th Yr)



#19 LSU TIGERS

Overall: 17-3 7-0 SEC
Head Coach: Will Wade (Clemson '05)
At LSU: 35-18 (2nd Yr) • Overall: 126-63 (6th Yr)



Arkansas-LSU Series

- This will be the 67th meeting between Arkansas and LSU. The Razorbacks own a 35-31 advantage in the series. However, the Tigers have won three straight and own a 17-11 advantage in games played in Baton Rouge.
- Since Arkansas joined the SEC in 1992, Arkansas leads, 31-26.

Last Time vs. Tigers

- The last time Arkansas faced LSU, Razorback forwards Daniel Gafford and Reggie Chaney had career highs. Gafford scored a career-best 32 points. Chaney tied a career highs with 12 points four steals.

Last Time Out for Razorbacks

- With the game tied 52-52 and 6:23 left in the game, Isaiah Joe and Mason Jones hit back-to-back 3-pointers and the Razorbacks never looked back in a 70-60 victory over Georgia.
- The 3-pointer by Joe was his only made field goal in the game. Jones not only led the team with 23 points, but he tied for the team lead with six rebounds and led the team with four assists.
- Arkansas won despite being out-rebounded by 24 (56-32). However, Arkansas only committed four turnovers - the third-lowest total ever by the Razorbacks - and blocked 14 shots - the most by the Razorbacks in an SEC game and fourth-most all-time.
- Arkansas got a basket at the buzzer by Jalen Harris to take a two-point lead at halftime (31-29). Arkansas rode that momentum to start the second half, leading by five (36-31) after a Gabe Osabuohien 3-pointer.
- The Bulldogs fought back and took a one-point lead, 41-40, after a Nicolas Claxton 3-pointer at the 13:47 mark. The Razorbacks answered with a run of their own and led by seven (52-45) courtesy of a Daniel Gafford Dunk with 8:32 left. However, Georgia rallied to tie the game at 52-52 on a 3-pointer by William Jackson III.
- From that point, Joe and Jones took over. Georgia temporarily got to within four, but Harris had a layup and Reggie Chaney blocked a shot on one end before racing down to convert a layup on the other to give Arkansas a 62-54 lead with 2:08 remaining. Arkansas made 7-of-10 free throws inside the final 1:34 to secure the win.
- Harris scored 13 points and had two blocked shots while Gafford added 11 points and four rejections. Chaney contributed six points, six rebounds and a career-high five blocked shots.

Dealing with Rejection; Big Jump

- Arkansas was one of the nation's top shot-blocking teams in the nation. However the Hogs were only credited with five over a four-game span, including zero versus Missouri.
- That ended Tuesday in the win over Georgia as Arkansas turned away 14 shots, including 5 by Reggie Chaney, 4 by Daniel Gafford, 2 by Jalen Harris and 2 by Gabe Osabuohien.
- The 14 blocked shots was the most by an Arkansas team in SEC competition and tied for fourth all-time.
- After the 14 rejections, Arkansas moved from 25th to 12th in NCAA stats in blocked shots (5.4 avg.).

Hogs Love February Under Anderson

- Head coach Mike Anderson has said he feels his team is rounding into form and finding its rhythm. Knowing that and, if the past is a guide,

LSU SERIES:

• Overall:	Ark leads	35-31
• SEC ONLY:	Ark leads	31-26
• At Home:	Ark leads	19-8
• At LSU:	Ark trails	11-17
• At Neutral:	Ark trails	5-6

LAST TIME THEY MET:

LSU (ot) ... 94
Arkansas 88
Jan. 12, 2019 - Bud Walton Arena

FAYETTEVILLE - Daniel Gafford scored a career-high 32 points, including a dunk to force overtime, but LSU hit a pair of 3-pointers to start the extra period and held on for a 94-88 victory.

With 9:19 left in the second half, Arkansas was down 12 (73-61). The Razorbacks went on a 12-0 run including five points from Gafford and a game-tying dunk by Reggie Chaney with 5:00 left in regulation. LSU's largest led inside the last five minutes of the second half was four points (81-77), but Mason Jones converted a layup on a steal from Chaney with 1:58 left and, after getting a stop on the defensive end, Arkansas tied the game at 81-81 on a Gafford dunk with 30 ticks left.

LSU got two shots to win it in regulation but could not convert.

Gafford started overtime with a layup, which was the Razorbacks' only lead in the game. LSU erased its only deficit 30 seconds later on a Ja'vonte Smart 3-pointer. Naz Reid, who was 4-of-4 from 3-point range, followed with a jumper beyond the arc. Gafford answered with a dunk and Isaiah Joe later made a free throw to get Arkansas to within three (89-86) with 1:36 left in overtime. However, that is as close as the Razorbacks could get.

RECENT SERIES RESULTS

3/11/00	vs #20 LSU (Atlanta)	W, 69-67
1/27/01	at LSU	W, 59-52
2/17/01	LSU	W, 87-70
3/09/01	vs LSU (Nashville)	W, 77-72
1/13/02	at LSU	L, 69-75
2/16/02	LSU	L, 63-67
1/22/03	LSU	W, 73-65
2/22/03	at LSU	L, 56-75
3/13/03	vs LSU (New Orleans)	L, 56-85
1/06/04	LSU	L, 55-66
2/07/04	at LSU	L, 52-65
1/19/05	at LSU (ot)	L, 63-66
2/12/05	LSU	W, 65-62
1/11/06	LSU	L, 58-63
2/08/06	at LSU	L, 77-78
1/20/07	#16 LSU	W, 72-52
2/10/07	at LSU	L, 67-71
1/26/08	at LSU	W, 68-52
2/20/08	LSU	W, 87-61
1/31/09	at LSU	L, 69-79
2/18/09	#23 LSU	L, 69-72
2/10/10	at LSU	W, 87-52
2/24/10	LSU	L, 54-65
1/12/11	at LSU	L, 53-56
2/12/11	LSU	W, 80-61
1/14/12	LSU	W, 69-60
2/04/12	at LSU	L, 65-71
3/08/12	vs LSU (New Orleans)	L, 54-70
2/27/13	at LSU	L, 60-65
2/01/14	at LSU	L, 71-75
2/15/14	LSU	W, 80-71
3/07/15	LSU	L, 78-81
1/16/16	at LSU	L, 74-76
2/23/16	LSU	W, 85-65
1/21/17	at LSU	W, 99-86
2/11/17	LSU	W, 78-70
1/10/18	at LSU	L, 75-54
2/03/18	at LSU	L, 86-94
1/12/19	LSU	(ot) L, 94-88

2018-19 SCHEDULE/RESULTS

(all times Central)

OVERALL: 12-8 Home: 9-4 Road: 2-3 Neutral: 1-1
SEC: 3-4 Home: 2-2 Road: 1-2

NOVEMBER (4-1)

9 Fri.	vs. Texas #	Fl. Bliss (El Paso, TX)	ESPN (OT)	L	71	73
12 Mon.	UC Davis +	Bud Walton Arena	SEC+	W	81	58
18 Sun.	Indiana +	Bud Walton Arena	ESPN	W	73	72
21 Wed.	Montana State +	Bud Walton Arena	SEC+	W	90	68
23 Fri.	UT Arlington +	Bud Walton Arena	SEC+	W	78	60

DECEMBER (5-2)

1 Sat.	FIU	Bud Walton Arena	SEC+	W	121	89
5 Wed.	at Colorado State	Fort Collins, Colo.	CBS Sports Net	W	98	74
8 Sat.	Western Kentucky	Bud Walton Arena	SEC	L	77	78
15 Sat.	vs. UTSA !	North Little Rock	-	W	79	67
19 Wed.	Georgia Tech	Bud Walton Arena	SEC	L	65	69
22 Sat.	Texas State	Bud Walton Arena	SEC	W	73	70
28 Fri.	Austin Peay	Bud Walton Arena	SEC+	W	76	65

JANUARY (3-5)

5 Sat.	at Texas A&M *	College Station, Texas	SEC	W	73	71
9 Wed.	Florida *	Bud Walton Arena	SEC	L	51	57
12 Sat.	LSU *	Bud Walton Arena	SEC (ot)	L	88	94
15 Tues.	at #3 Tennessee *	Knoxville, Tenn.	ESPN2	L	87	106
19 Sat.	at #18 Ole Miss *	Oxford, Miss	SEC	L	67	84
23 Wed.	Missouri *	Bud Walton Arena	SEC	W	72	60
26 Sat.	at #13 Texas Tech %	Lubbock, Texas	ESPN2	L	64	67
29 Tues.	Georgia *	Bud Walton Arena	ESPNU	W	70	60

FEBRUARY (0-0)

2 Sat.	at LSU *	Baton Rouge, La.	SEC	5:00 pm
5 Tues.	Vanderbilt *	Bud Walton Arena	SEC	8:00 pm
9 Sat.	at South Carolina *	Columbia, S.C.	SEC	2:30 pm
12 Tues.	at Missouri *	Columbia, Mo.	ESPN2/U	8:00 pm
16 Sat.	Mississippi State *	Bud Walton Arena	SEC	7:30 pm
20 Wed.	at Auburn *	Auburn, Ala.	SEC	7:30 pm
23 Sat.	Texas A&M *	Bud Walton Arena	SEC	7:30 pm
26 Tues.	at Kentucky *	Lexington, Ky.	ESPN/2/SEC	8:00 pm

MARCH

2 Sat.	Ole Miss * <	Bud Walton Arena	SEC	Noon
6 Wed.	at Vanderbilt *	Nashville, Tenn.	SEC	7:30 pm
9 Sat.	Alabama *	Bud Walton Arena	SEC	5:00 pm
13-17	SEC Tournament ^	Nashville, Tenn.	SEC/ESPN	TBD
20-23	NCAA 1st-2nd Rds	TBD	TBD	TBD
27-31	NCAA Regionals	TBD	TBD	TBD

APRIL

6 & 8	NCAA Final Four	Minneapolis, Minn.	CBS	TBD
-------	-----------------	--------------------	-----	-----

BOLD - Home Game * - SEC Game
- ESPN Armed Forces Classic (Fort Bliss) + - Hardwood Showcase
! - Verizon Arena % - Big 12/SEC Challenge
^ - Bridgestone Arena \$ - U.S. Bank Stadium
< - 25th Anniversary of 1994 National Championship Celebration

COMPARING THE TEAMS

	77.7	.445	.327	.649	36.5	16.6	5.4	8.3	-2.4	1.2	72.1	.405
	OFF PPG	OFF FG%	OFF 3PT%	OFF FT%	REBS /GM	ASSTS PER GM	BLKS PER GM	STEALS PER GM	REB MARGIN	ASST-TO RATIO	OPP PPG	OPP FG%
LSU	82.7	.473	.335	.756	37.8	14.1	5.1	9.9	+2.1	1.0	71.6	.426

#FASTEST40



@RazorbackMBB



/RazorbackMBB



@RazorbackMBB



MIKE ANDERSON

HEAD COACH • TULSA '82

CAREER NUMBERS

At Arkansas: 163-94 (8 Years)

2018-19	»	12-8
2017-18	»	23-12 (NCAA First Round)
2016-17	»	26-10 (NCAA Second Round)
2015-16	»	16-16
2014-15	»	27-9 (NCAA Third Round)
2013-14	»	22-12 (NIT Second Round)
2012-13	»	19-13
2011-12	»	18-14

At Missouri: 111-57 (5 Years)

2010-11	»	23-11 (NCAA Second Round)
2009-10	»	23-11 (NCAA Second Round)
2008-09	»	31-7 (NCAA Elite Eight)
2007-08	»	16-16
2006-07	»	18-12

At UAB: 89-41 (4 Years)

2005-06	»	24-7 (NCAA First Round)
2004-05	»	22-11 (NCAA Second Round)
2003-04	»	22-10 (NCAA Sweet 16, C-USA Co-Champs)
2002-03	»	21-13 (NIT Quarterfinals)

Overall Record

363-191 (17th Year)

- 8TH SEASON AS ARKANSAS HEAD COACH
- 17TH SEASON AS HEAD COACH OVERALL
- 25TH SEASON AT ARKANSAS OVERALL

IT'S A NUMBERS GAME

Postseason Tournaments

1 2 3 4 5 6 7 8 9 10 11

20-Win Seasons

1 2 3 4 5 6 7 8 9 10 11

NCAA Tournaments

1 2 3 4 5 6 7 8 9

30-Win Seasons

1

Losing Seasons

0

PERSONAL INFO

Born: Dec. 12, 1959

Hometown: Birmingham, Ala.

Alma Mater: Tulsa (1982)

Wife: Marcheita

Children: Darcheita, Michael Jr., Yvonne

Date Named Head Coach at Arkansas: March 23, 2011

CONSISTENCY

Head coach Mike Anderson is one of just four current Division I coaches with 15-plus years of head coaching experience and zero losing seasons. He is the only coach to accomplish the feat at three different programs.

Razorback Nation welcomed home one of its own on March 23, 2011, when Mike Anderson was named the 12th head men's basketball coach in Arkansas history. Charged with bringing back the winning tradition that was synonymous with the Razorback program throughout the '80s and '90s, Anderson has accomplished that and is in his eighth season at Arkansas – 17th as a head coach.

Anderson has brought Arkansas back national relevance by leading the Razorbacks to back-to-back NCAA Tournament berths and postseason appearances in four of the last five years. The Razorbacks won 49 games over the 2016-17 and 2017-18 seasons, rank among the top three in league wins over the last six seasons and the Hogs are one of just two teams in the SEC to finish with a .500 winning percentage or better in league play over the last six years. This success has helped Arkansas' last two recruiting classes rank among the nation's top 25, snagging seven of the top eight players in the state over the span.

During his first seven seasons at Arkansas, Anderson produced a 156-88 record and is the first head coach in program history to win 18 or more games in each of his first four years. Anderson has also re-established Bud Walton Arena as one of the toughest places to play and brought excitement back to the tradition-rich program. Since his return to Fayetteville, the Razorbacks rank among the NCAA top 10 in home victories in the country with 118.

The success on-and-off the court has translated into great fan support as Arkansas has ranked among the top 25 in national attendance each of the last seven years, including No. 10 in 2017-18. Also, in August of 2018, Anderson was honored by the Burlsworth Foundation for his contributions to the state.

5

» Five Arkansas players have earned SEC Academic Honor Roll recognition each of the last five years.

19

» Arkansas has had 19 players graduate since May 2014, averaging nearly four graduates per year.

22

» During the last five years, men's basketball has earned 22 SEC All-Academic honors, including seven in 2015-16.



PLAY HARD ACT RIGHT

2018-19 RAZORBACKS

No.	Name	Pos.	Yr.	Ht.	Wt.	Hometown	High School/Previous School
0	Desi Sills	G	Fr.	6-2	196	Jonesboro, Ark.	Jonesboro HS
1	Isaiah Joe	G	Fr.	6-5	167	Fort Smith, Ark.	Fort Smith Northside HS
2	Adrio Bailey	F	Jr.	6-6	222	Campti, La.	Lakeview HS
3	Khalil Garland	G	R-Fr.	6-5	198	Little Rock, Ark.	Parkview Magnet HS
4	Emeka Obukwelu	F	Jr.	6-8	222	Plano, Texas	West Plano HS / UT-Tyler
5	Jalen Harris	G	R-So.	6-2	166	Wilson, N.C.	Word of God Christian Acad. / New Mexico
10	Daniel Gafford	F	So.	6-11	233	El Dorado, Ark.	El Dorado HS
11	Keyshawn Embery-Simpson	G	Fr.	6-3	202	Midwest City, Okla.	IMG Academy (Fla.)
12	Ty Stevens	G	So.	6-2	180	Republic, Mo.	Republic HS
13	Mason Jones	G	So.	6-5	207	Desoto, Texas	Triple A Academy / Connors State College
15	Jonathan Holmes	G	Jr.	5-10	190	Columbia, Ill.	Columbia HS
22	Gabe Osabuohien	F	So.	6-8	221	Toronto, Canada	Southwest Christian Academy (Ark.)
23	Ibrahim Ali	F	Fr.	6-10	244	Maumelle, Ark.	Maumelle HS
24	Ethan Henderson	F	Fr.	6-8	210	Little Rock, Ark.	Parkview Magnet HS
35	Reggie Chaney	F	Fr.	6-8	222	Tulsa, Okla.	Findlay Prep (Nev.)
	Justice Hill	G	Fr.	5-11	170	Little Rock, Ark.	Little Rock Christian Academy

Head Coach:	Mike Anderson	Tulsa 1982	8th year as Arkansas Head Coach
Associate Head Coach:	Melvin Watkins	Charlotte, 1977	8th year at Arkansas
Assistant Coach:	TJ Cleveland	Arkansas, 2002	8th year at Arkansas
Assistant Coach:	Scotty Thurman	Philander Smith College 2003	9th year at Arkansas
Director of Basketball Operations:	Matt Zimmerman	Arkansas, 1990	8th year at Arkansas
Dir. of Student-Athlete Development:	Jeff Daniels	Montevallo, 1982	8th year at Arkansas
Special Assistant to Head Coach:	Will Bartlett	Missouri, 2009	8th year at Arkansas
Video Coordinator:	Riley Hall	Arkansas, 2016	3rd year at Arkansas
Head Athletic Trainer:	David England	Arkansas, 1980	36th year at Arkansas
Head Strength Coach:	Dave Richardson	Louisiana-Monroe, 1989	1st year at Arkansas
Graduate Assistant:	Velton Kennedy	Arkansas, 2017	2nd year at Arkansas
Graduate Assistant:	Trey Thompson	Arkansas, 2018	1st year at Arkansas

ROSTER BY STATE

Arkansas (7)

0	Desi Sills	Jonesboro
1	Isaiah Joe	Fort Smith
3	Khalil Garland	Little Rock
10	Daniel Gafford	El Dorado
23	Ibrahim Ali	Maumelle
24	Ethan Henderson	Little Rock
	Justice Hill	Little Rock

Canada (1)

22	Gabe Osabuohien	Toronto
----	-----------------	---------

Illinois (1)

15	Jonathan Holmes	Columbia
----	-----------------	----------

Louisiana (1)

2	Adrio Bailey	Campti
---	--------------	--------

Missouri (1)

12	Ty Stevens	Republic
----	------------	----------

North Carolina (1)

5	Jalen Harris	Wilson
---	--------------	--------

Texas (2)

4	Emeka Obukwelu	Plano
13	Mason Jones	Desoto

Oklahoma (2)

11	Keyshawn Embery-Simpson	Midwest City
35	Reggie Chaney	Tulsa

PRONUNCIATION GUIDE

23	Ibrahim (Ibby)	IB-ra-him (IB-ee)
	Ali	ALL-lee
2	Adrio Bailey	A-Dree-O
4	Emeka	Eh-MEHK-uh
	Obukwelu	Oh-Boo-KWEL-lu
22	Gabe Osabuohien	oh-sah-BOY-en
0	Desi Sills	Dez-ee

ROSTER BY CLASS

Seniors: 0

Juniors: 3 (1 Scholarship - 1 walk-on - 1 ineligible transfer)

2	Adrio Bailey	Junior
15	Jonathan Holmes (walk-on)	Junior
4	Emeka Obukwelu (walk-on, ineligible 2018-19)	Junior

Sophomores: 5 (4 scholarship - 1 walk-on)

5	Jalen Harris	Redshirt Sophomore
10	Daniel Gafford	Sophomore
22	Gabe Osabuohien	Sophomore
13	Mason Jones	Sophomore
12	Ty Stevens (walk-on)	Sophomore

Freshmen: 8 (5 active - 3 inactive)

0	Desi Sills	Freshman
1	Isaiah Joe	Freshman
11	Keyshawn Embery-Simpson	Freshman
24	Ethan Henderson	Freshman
35	Reggie Chaney	Freshman
	Justice Hill (practice player)	Freshman
3	Khalil Garland (will not play '18-19)	Redshirt Freshman
23	Ibrahim Ali (scheduled to redshirt)	Freshman

ALI
Ibrahim / #23BAILEY
Adrio / #2CHANEY
Reggie / #35EMBERY-SIMPSON
Keyshawn / #11GAFFORD
Daniel / #10GARLAND
Khalil / #3HARRIS
Jalen / #5HENDERSON
Ethan / #24HILL
JusticeHOLMES
Jonathan / #15JOE
Isaiah / #1JONES
Mason / #13OBUKWELU
Emeka / #4OSABUOHIE
Gabe / #22SILLS
Desi / #0STEVENS
Ty / #12

February should be promising for the Razorbacks.

• In his previous seven seasons, the Razorbacks have won 64.3 percent – going 36-20 – of its games in February – its best month in SEC play historically – and has won at least six games four of the last five seasons.

Similar Position to Start SEC Play

• Arkansas was in a similar position last year to start the SEC slate. The Razorbacks won their SEC opener before falling to 2-4. Arkansas rallied to finish the SEC regular season with an 8-4 record to finish in a tie for fourth. Arkansas then won two games at the SEC Tournament to be one of a league-record eight teams to play in the NCAA Tourney.

Tough Stretch

• This will be Arkansas' four-straight road game versus a nationally-ranked opponent – at then #3 Tennessee, at then #18 Ole Miss, at then #13 Texas Tech and at #19 LSU. In fact, that stretch between UT and TTU, Arkansas was the only team in the NCAA to play three road games versus nationally-ranked teams.

• The road does not get easier. After hosting Georgia, Arkansas travels to #19 LSU. While LSU was not ranked the first time the Razorbacks and Tigers met, From Jan. 12 (vs. LSU) to Feb. 2 (at LSU) five of the Razorbacks' seven games have come versus a team that was or is currently nationally ranked – four of the five being on the road.

Arkansas' Defense Turns Tech Over

• Texas Tech entered its game versus Arkansas averaging just 13 turnovers per contest. The Razorbacks forced 15 first-half turnovers and 21 for the game, tying a season high for the Raiders.

MORE DEE-FENSE

• Arkansas' pressure defense has played well recently, especially late in games – two gave the Razorbacks a win and one gave the Razorbacks a chance to win.

• Versus Missouri, Arkansas led by one, 58-57, with 5:27 left. The Tigers were held without a field goal the final 5:27 and were just 3-of-4 at the free throw line. On the Tigers' final seven possessions:

- 3 turnovers / 2 missed FG / 2 trips to FT (3-of-4).

• At Texas Tech, the drought was the final 7:41 when Tech' Norensse Odiase had a dunk to make it a 12-point game (60-48). From that point, the Raiders did not make another field goal, but were 7-of-9 at the free throw line to secure the win. The Raiders last 13 possessions:

- 4 turnovers / 4 missed FG / 5 trips to FT (7-of-9).

• Versus Georgia, the Bulldogs were coming off its best shooting game of the season, beating Texas and 67 percent from the field, 70 percent from 3-point range. Arkansas held the Bulldogs to 29.2 percent shooting (19-65) and 29.2 percent from 3-point range (7-24).

• Arkansas ranks second in the SEC in field goal percentage defense (40.5%).

Buzzer Beaters

• In each of the last three games, Arkansas has made a basket at the buzzer prior to halftime – and a total of four buzzer beaters.

• Versus Missouri, Daniel Gafford threw up an off-balanced shot that went in as the buzzer sounded to cut the Razorback deficit to two, 34-32, which spurred a second-half comeback win.

• At Texas Tech, Arkansas trailed most of the first half before Jalen Harris hit a jumper between half court and the top of the key as time expired to give the Razorbacks a 33-30 lead at the break. Harris later hit a layup at the final buzzer to provide the 67-64 final.

• Versus Georgia, Arkansas was down three with 1:10 left before halftime. Mason Jones hit a 3-pointer with 23 seconds left to tie the game. Jalen Harris then got a steal and made a fast-break layup with three seconds left to give Arkansas a 31-29 lead at the break.



DESI SILLS

0 G • Fr. • 6-2 • 196
Jonesboro, Ark.

Year	GP	GS	Min	Avg	FG	FGA	Pct	3FG	3FGA	Pct	FT	FTA	Pct	Off	Def	Tot	Avg	PF	FO	Ast	TO	Blk	Stl	Pts	Avg
2018-19	19	0	292	15.4	27	60	.450	10	30	.333	17	27	.630	7	17	24	1.3	38	0	32	31	0	10	81	4.3

Among those without a start, leads the team in minutes off the bench (15.5) and been first (or tied) sub in 12 of 20 games ... Scored career-high 14 at Texas A&M, including 13 in the 1st half ... A consensus top 50 pick among the nation's top point guards ... Two-time, 1st team 6A All-State selection (2017 and 2018).

CAREER HIGHS

PTS: 14 at Texas A&M (01/05/19)
REB: 3 (3x), last vs. Missouri (01/23/19)
AST: 6 vs. FIU (12/01/18)
STL: 2 (2x), last vs. Austin Peay (12/28/18)
BLK: --



ISAIAH JOE

1 G • Fr. • 6-5 • 167
Fort Smith, Ark.

Year	GP	GS	Min	Avg	FG	FGA	Pct	3FG	3FGA	Pct	FT	FTA	Pct	Off	Def	Tot	Avg	PF	FO	Ast	TO	Blk	Stl	Pts	Avg
2018-19	19	19	562	29.6	86	202	.426	68	157	.433	34	46	.739	13	35	48	2.5	35	0	32	25	1	30	274	14.4

SEC Player of the Week (12/3) as he scored 34 points and made 10-of-3 3's vs. FIU ... 20th in NCAA in 3's made/gm (3.45) ... Among NCAA Freshmen, 2nd in 3PT FGM (.431) and 2nd in 3FG made (69) ... Scored double-digits in each of the first 13 games and 16 of 20 ... Leads the team with 15 charges taken ... Was the USA TODAY and Gatorade Arkansas Player of the Year.

CAREER HIGHS

PTS: 34 vs. FIU (12/01/18)
REB: 5 (3x), last at Ole Miss (01/19/19)
AST: 5 vs. Montana State (11/21/18)
STL: 5 (2x), last vs. Austin Peay (12/28/18)
BLK: --



ADRIO BAILEY

2 F • Jr. • 6-6 • 222
Campti, La.

Year	GP	GS	Min	Avg	FG	FGA	Pct	3FG	3FGA	Pct	FT	FTA	Pct	Off	Def	Tot	Avg	PF	FO	Ast	TO	Blk	Stl	Pts	Avg
2018-19	19	17	370	19.5	47	104	.452	1	5	.200	25	44	.568	16	48	64	3.4	48	2	17	17	15	14	120	6.3
CAREER	77	35	1009	13.1	122	241	.506	1	5	.200	51	96	.531	58	120	178	2.3	136	3	41	46	45	43	296	3.8

A team captain ... Represents Arkansas on the SEC Men's Basketball Leadership Council ... Is only scholarship upperclassman on team ... 3rd on team with 63 deflections ... Had career-high 20-point effort vs UC Davis where he made 1st career 3-pointer ... Also vs UCD, scored 8 pts during 22-1 run to put game away.

CAREER HIGHS

PTS: 20 vs. UC Davis (11/12/18)
REB: 7 (2x), last vs. Oklahoma (11/23/17)
AST: 3 vs. Fresno State (11/17/17)
STL: 3 (4x) - last vs. UTA (11/23/18)
BLK: 5 vs. North Carolina (11/24/17)



JALEN HARRIS

5 G • R-So. • 6-2 • 166
Wilson, N.C.

Year	GP	GS	Min	Avg	FG	FGA	Pct	3FG	3FGA	Pct	FT	FTA	Pct	Off	Def	Tot	Avg	PF	FO	Ast	TO	Blk	Stl	Pts	Avg
2018-19	19	19	587	30.9	53	146	.363	7	46	.152	49	69	.710	8	43	51	2.7	38	0	118	33	2	23	162	8.5
CAREER	50	37	1226	24.5	100	253	.395	14	73	.192	87	120	.725	10	97	107	2.1	102	0	190	73	5	48	301	6.0

A team captain ... 7th in NCAA in assist-turnover ratio (3.61) ... 24th in NCAA in assists (6.0) ... 6 games w/ no turnovers, only 5 games with three-plus ... Career-high 15 pts at TX A&M, adding 9 assists ... Career-high 12 assists at Colorado St. ... Double-doubles vs Montana St (11 pts & 11 asts) and vs. UTSA (11 pts & 10 asts) ... 10 assists vs. FIU.

CAREER HIGHS

PTS: 15 (2x), last at Texas A&M (01/05/19)
REB: 9 vs. Nevada (01/07/17)
AST: 12 at Colorado State (12/05/18)
STL: 4 at Colorado State (12/05/18)
BLK: 2 vs. Georgia (01/29/19)



DANIEL GAFFORD

10 F • So. • 6-11 • 233
El Dorado, Ark.

Year	GP	GS	Min	Avg	FG	FGA	Pct	3FG	3FGA	Pct	FT	FTA	Pct	Off	Def	Tot	Avg	PF	FO	Ast	TO	Blk	Stl	Pts	Avg
2018-19	19	19	547	28.8	121	183	.661	0	0	.000	68	120	.567	54	120	174	9.2	51	2	14	48	36	20	310	16.3
TOTAL	54	45	1337	24.8	285	454	.628	0	0	.000	153	281	.544	131	260	391	7.2	165	5	38	85	112	39	723	13.4

A team captain ... Sporting News Midseason All-American (3rd tm) ... SEC Player of the Week (27 pts & 12 rebs vs. Indiana) ... 8 double-doubles ... Career-high 32 vs LSU ... 7th NCAA in FG% (.663) ... 2nd in SEC w/ 9.0 rpg, 7th 16.1 ppg ... Team-best 99 deflections ... Naismith Trophy, Lute Olson Award & Kareem Abdul-Jabbar Award Watch Lists ... Preseason 1st team All-SEC ... Consensus lottery pick on Mock Drafts.

CAREER HIGHS

PTS: 32 vs. LSU (01/12/19)
REB: 14 vs. UTSA (12/15/18)
AST: 4 vs. Oral Roberts (12/19/17)
STL: 3 (2x), last vs. Austin Peay (12/28/18)
BLK: 7 (2x) - last vs. Auburn (02/27/18)



KEYSHAWN EMBURY-SIMPSON

11 G • Fr. • 6-3 • 202
Midwest City, Okla.

Year	GP	GS	Min	Avg	FG	FGA	Pct	3FG	3FGA	Pct	FT	FTA	Pct	Off	Def	Tot	Avg	PF	FO	Ast	TO	Blk	Stl	Pts	Avg
2018-19	19	0	285	15.0	28	87	.322	14	55	.255	17	24	.708	5	18	23	1.2	25	0	16	12	2	17	87	4.6

Averaging 15.1 minutes off the bench ... Among those without start, leading scorer (4.4 ppg) ... 1st sub off bench in last two games (Texas Tech & UGA) ... Career-high 16 points at Ole Miss ... Scored 14 pts at Colorado State & vs. Austin Peay ... Played his senior year at IMG Acad. (Fla) ... 247Sports.com tabbed him the 22nd-best point guard in the nation ... As a junior at Midwest City HS, was ranked #1 player in the state.

CAREER HIGHS

PTS: 16 at Ole Miss (01/19/19)
REB: 3 (3x), last vs. Georgia (01/29/19)
AST: 3 (2x), last at Tennessee (01/16/19)
STL: 3 vs. FIU (12/01/18)
BLK: 1 (2x), last vs. UTSA (12/15/18)



MASON JONES

13 G • So. • 6-5 • 207
Desoto, Texas

Year	GP	GS	Min	Avg	FG	FGA	Pct	3FG	3FGA	Pct	FT	FTA	Pct	Off	Def	Tot	Avg	PF	FO	Ast	TO	Blk	Stl	Pts	Avg
2018-19	19	19	573	30.2	75	187	.401	42	121	.347	70	86	.814	13	77	90	4.7	48	2	56	39	3	19	262	13.8

Last game (UGA), team-highs w/ 23 pts, 6 reb, 4 assists ... Led team in scoring 7x, assists 5x & both points and assists 4x ... 8th in SEC in 3PT made (2.2) ... Leads team, ranks 7th in SEC in FT made (75) ... 2nd on team scoring (14.3), rebounds (4.8), assists (6.0) ... Had game-winning rebound and FT vs Indiana - adding 7 assists & no TO ... Had double-double (19 and 10) vs. FIU ... Avg. 15.5 pts, 6.9 rebs at Connors State JC.

CAREER HIGHS

PTS: 30 vs. Florida (01/09/19)
REB: 10 vs. FIU (12/01/18)
AST: 7 vs. Indiana (11/18/18)
STL: 3 (2x), last vs. Texas State (12/22/18)
BLK: 1 (4x), last vs. Georgia (01/29/19)



JONATHAN HOLMES

15 G • Jr. • 5-10 • 190
Columbia, Ill.

Year	GP	GS	Min	Avg	FG	FGA	Pct	3FG	3FGA	Pct	FT	FTA	Pct	Off	Def	Tot	Avg	PF	FO	Ast	TO	Blk	Stl	Pts	Avg
2018-19	3	0	7	2.3	0	5	.000	0	3	.000	0	0	.000	0	0	0	0.0	1	0	0	0	0	0	0	0
CAREER	20	0	32	1.6	7	25	.280	2	13	.154	1	2	.500	2	2	4	0.2	3	0	1	2	0	1	17	0.9

Fan favorite ... Last season saw action in 11 games and scored 15 points with three rebounds ... Hit his first collegiate 3-pointer versus Bucknell and added a trey versus Troy ... As a freshman, SEC First-Year Academic Honor Roll ... Played in six games as a walk-on.

CAREER HIGHS

PTS: 3 (2x), last vs. Oral Roberts (12/19/17)
REB: 1 (4x), last vs. Vanderbilt (02/10/18)
AST: 1 vs. Samford (11/10/17)
STL: 1 vs. Bucknell (11/12/17)
BLK: 0 --



GABE OSABUOHEN

22 F • So. • 6-8 • 221
Toronto, Canada

Year	GP	GS	Min	Avg	FG	FGA	Pct	3FG	3FGA	Pct	FT	FTA	Pct	Off	Def	Tot	Avg	PF	FO	Ast	TO	Blk	Stl	Pts	Avg
2018-19	19	0	250	13.2	19	61	.311	3	15	.200	17	36	.472	29	30	59	3.1	55	3	18	25	7	10	58	3.1
CAREER	39	0	386	9.9	29	86	.337	3	19	.158	19	46	.413	35	52	87	2.2	76	3	25	36	10	13	80	2.1

Pronounced oh-sah-BOY-en ... High energy guy off the bench ... 1st sub of bench in 14 of 20 games ... Second on team with 14 charges taken ... Last year, 2nd-t on team in charges taken with 8 ... Had career-high 13 pts at Ole Miss and career-high 8 rebounds vs. Florida ... Made (5) and took (7) career-high FT at Tennessee ... Made 1st career 3-pointer to give Arkansas 38-35 lead at halftime vs. Indiana.

CAREER HIGHS

PTS: 13 at Ole Miss (01/19/19)
REB: 8 vs. Florida (01/09/19)
AST: 4 (4x), last vs. Texas State (12/22/18)
STL: 2 (2x), last vs. Georgia (01/29/19)
BLK: 2 vs. Georgia (01/29/19)



ETHAN HENDERSON

24 F • Fr. • 6-8 • 210
Little Rock, Ark.

Year	GP	GS	Min	Avg	FG	FGA	Pct	3FG	3FGA	Pct	FT	FTA	Pct	Off	Def	Tot	Avg	PF	FO	Ast	TO	Blk	Stl	Pts	Avg
2018-19	6	0	22	3.7	2	2	1.000	0	0	.000	1	3	.333	2	4	6	1.0	3	0	1	3	1	3	5	0.8

Had two steals and a put-back basket at Tennessee ... Rated the top player in Arkansas by 247Sports.com, ESPN.com and Future150.com, which also tabbed him the 30th-best power forward in the nation ... Named to the USA TODAY All-Arkansas first team ... Helped Parkview HS win the 2018 and 2016 5A state championships.

CAREER HIGHS

PTS: 3 vs. FIU (12/01/18)
REB: 2 (2x), last vs. UTA (11/23/18)
AST: 0
STL: 2 at Tennessee (01/15/19)
BLK: 1 vs. Montana State (11/21/18)



REGGIE CHANEY


35 F • Fr. • 6-8 • 222
Tulsa, Okla.

Year	GP	GS	Min	Avg	FG	FGA	Pct	3FG	3FGA	Pct	FT	FTA	Pct	Off	Def	Tot	Avg	PF	FO	Ast	TO	Blk	Stl	Pts	Avg
2018-19	19	2	316	16.6	54	95	.568	0	0	.000	7	18	.389	26	52	78	4.1	51	1	13	27	26	13	115	6.1


Had career-high 5 BLKS vs UGA & had 6 rebs ... Had a BLK in 15 straight gms (Gms 2-16) ... Career-highs 12 pts vs. Austin Peay and LSU ... Earned start vs. Austin Peay and at Ole Miss ... Set/tied career highs in assists (4), steals (4) & blocks (3) vs UTSA ... Had 3 blocks vs Indiana & Ga Tech ... On the USA TODAY All-Nevada second team (Findley Prep) ... As junior, rated #3 overall prospect from TX (Frisco Liberty HS).

CAREER HIGHS

PTS: 12 (2x), last vs. LSU (01/12/19)
REB: 8 (2x), last at Colorado St. (12/05/18)
AST: 4 (2x), last vs. Mizzou (01/29/19)
STL: 4 (2x), last vs. LSU (01/12/19)
BLK: 5 vs. Georgia (01/29/19)



1980-82 - Student-Athlete




1982-85 - Volunteer Assistant



1985-89 - Volunteer Assistant
1989-00 - Assistant Coach
2000-02 - Assistant Head Coach



2002-06 - Head Coach
89-41 (.680)



2006-11 - Head Coach
111-57 (.660)



25th Anniversary of National Championship

- The 2018-19 season is the 25th anniversary of Arkansas defeating Duke, 76-72 in Charlotte, for the 1994 NCAA National Championship. The Razorbacks defeated Arizona, 91-82, in the Final Four.
- The 1993-94 season for the Razorbacks was:**
 - 1 of 33 NCAA berths (32 appearances).
 - 1 of 6 NCAA Final Four appearances.
 - 1 of 2 NCAA Championship appearances as Arkansas returned to the national championship game the following year (1995) as well.
- The 1993-94 Razorbacks were led by Hall of Fame coach Nolan Richardson and current Head Hog Mike Anderson was an assistant on that staff.
 - Arkansas was ranked #1 nine weeks during that season, was ranked among the top 6 all season, finished with a 31-1 record and was SEC regular-season champion.
 - Current Razorback assistant coach Scotty Thurman, who scored 15 points, not only hit critical 3-pointer late in the game as the shot clock expired to break a 70-70 tie. He also hit a 3-pointer late in the first half to give Arkansas a 34-33 lead at the break.
 - Corliss Williamson had a game-high 23 points.
 - Corey Beck had a double-double (15 pts - 10 rebs).

Gafford, Sporting News Midseason All-American

- The Sporting News announced its 2018-19 Midseason All-American squad on Jan. 15 and Arkansas sophomore Daniel Gafford was selected to the third team.
- Gafford and Tennessee's Grant Williams were the only two SEC players on the 15-member team.

Gafford Backing Hype

- Daniel Gafford was on four preseason National Player of the Year Watch lists and named the Sporting News 2019 Midseason All-American team.
- Has eight double-doubles, second-best in the SEC. He only had three in 35 games as a freshman. Gafford has scored in double figures 17 times and pulled down double digits in rebounds 11 times.
 - In games Gafford has a double-double, he averages 17.8 pts 11.4 rebs Arkansas is 7-1
 - In games Gafford does not have a double-double, he averages 14.9 pts 7.3 rebs Arkansas is 5-7
- Gafford ranks seventh in the NCAA and first in the SEC in field goal percentage (.663). In the SEC, Gafford also ranks second in rebounding (9.0), sixth in scoring (16.2) and eighth in blocked shots (2.2).
- Gafford was named **SEC Player of the Week** for his play in leading Arkansas to a win over Indiana, scoring a then career-high 27 points and tying a then career-high with 12 rebounds.
- Gafford tied a school record, making 8-of-8 shots from the field versus Montana State. He is the 8th Razorback to make at least all 8 shot attempts in a game and the first to do so twice in his career (also going 8-of-8 versus Minnesota last season).
- Versus UTA, Gafford made a career-best nine free throws and tied a career-high with 10 attempts. Prior to UTA, Gafford had only made 13 free throws on 28 attempts.
- At Colorado State, battled foul trouble in the first half and did not attempt a field goal. He scored 10 points and had six rebounds in the second half and spurred a 13-0 run to put the game away.
- Had a career-high 14 rebounds vs. UTSA and tallied his fourth double-double (13 pts and 14 boards).
- Gafford posted a career-high 32 pints versus LSU, making career-highs 14 shots and having a career-high 19 attempts.

Joe's Woes

- The last two games, Isaiah Joe has battled illness, going a combined 1-for-10 overall and 1-for-8 from 3-point range.
- Despite it all, he still took a charge in each game, giving him a team-best 15 for the season.
- The illness came as he was starting to adjust to SEC play. Joe started slow in his first three SEC games but played well in his next three prior to the illness.
 - 1st 3 SEC 7.3 ppg FG: 7-23 (.304) 3PTFG: 5-17 (.294)
 - Next 3 SEC 19.0 ppg FG: 19-39 (.487) 3PTFG: 17-34 (.500)

Harris Helper

- Jalen Harris had his fifth game with no turnovers in the Georgia win. With that, he ranks **SEVENTH IN THE NCAA** and **FIRST IN THE SEC** in assist-to-turnover ratio (3.61). He is **24th nationally** and third in the SEC in assists per game (6.0).
- RECORD WATCH:** With 12 guaranteed games left (regular-season and at least one at SEC Tourney), Jalen Harris is on pace to have 191 assists this season, which would tie for sixth on the school's single-season list. The Arkansas single-season record for assists is 219, set by Kareem Reid in 1995-96.

No Ordinary Joe; 2nd Among NCAA Frosh in 3-pt Shooting

- Isaiah Joe has made at least one 3-pointer in 18 of 20 games (was 0-for-1 vs. LSU and 0-for-5 at Texas Tech) and made at least three 3-pointers in a game 12 times this season.
- He only made one 3-pointer in the win over Georgia, which was huge as it broke a 52-52 tie and Arkansas never surrendered the lead.
- He **RANKS 20TH THE NCAA** and second in the SEC in 3-pointers made per game (3.45). He also ranks second in the SEC in 3-pointers made (69), which also ranks 21st-best in the NCAA.
- More impressively, while he is second in the SEC in 3-attempted (160), he is second in the SEC in 3-point FG% (.431).
- AMONG NCAA FRESHMEN:**
 - 2nd in 3-pt FG pct. (.433) **NCAA FR Leader (Idaho's Cameron Tyson - .435)**
 - 2nd in 3-pt FG made per game (3.58) **NCAA FR & Overall Leader (Detroit Mercy's Antoine Davis - 4.8)**
 - 2nd in 3-pt FG made (69) **NCAA FR & Overall Leader (Detroit Mercy's Antoine Davis - 96)**
- RECORD WATCH:** With 12 guaranteed games left (regular-season and at least one at SEC Tourney), Joe is on pace to finish with 110 3's made. That would break the Arkansas single-season mark of 102, set by Scotty Thurman in 1994-95.

MOST HOME WINS IN NCAA SINCE 2011-12

when Anderson took reigns at Arkansas (thru Jan. 29, 2019)

1. Kentucky	131
2. Kansas	127
3. Oregon	127
4. Louisville	124
5. Ohio State	122
6. Michigan State	121
7. Arizona	120
8. ARKANSAS	119
Cincinnati	119
Syracuse	119

THE GAFFORD FILE**2019 SPORTING NEWS MIDSEASON ALL-AMERICAN**

- One of 15 players. Gafford was named to the third team and was one of just two SEC players to make the list (UT's Grant Williams was 1st team pick).

2019 CITIZEN NAISMITH TROPHY PRESEASON WATCH LIST

- One of 50 candidates as named by the Atlanta Tipoff Club for the 2019 Citizen Naismith Trophy Men's Player of the Year honor.

2019 LUTE OLSON AWARD PRESEASON WATCH LIST

- One of 40 candidates for the top Division I player in college basketball. The award is determined by a committee consisting of current DI head coaches, retired head coaches, athletic directors and/or conference administrators, members of the national media and collegeinsider.com staff members.

2019 KAREEM ABDUL-JABBAR PRESEASON WATCH LIST

- One of 21 candidates as named by the Naismith Memorial Basketball Hall of Fame. The award recognizes the top centers in men's college basketball.

SEC PLAYER OF THE WEEK (Nov. 20, 2018)**2018-19 PRESEASON FIRST TEAM ALL-SEC**

- Media and Coaches

2017-18 SEC ALL-FRESHMAN TEAM

- Was 3x SEC Freshman of the Week

THE 2019 NBA MOCK DRAFTS

- Is projected to be a NBA Lottery pick in the 2019 draft, including (as of Oct. 20, 2018):
 - 7th by NBC Sports
 - 8th by Sports Illustrated
 - 8th by CBS Sports
 - 8th by BustingBrackets.com
 - 9th by Forbes
 - 10th by ESPN
 - 10th by NBADraft.net
 - 11th by Draftsite.com
 - 13th by BleacherReport.com
 - 14th by SBNation.com

HOW HE SPENT HIS SUMMER

- Invited to participate in the Nike Basketball Academy in Los Angeles. The annual developmental camp allowed 25 highly-touted college basketball players the opportunity to learn and train with current and past NBA superstars through a series of off-court workouts, drills, film sessions and 5-on-5 competition.



"Arkansas has a great player in Daniel Gafford, who very well could end up being the SEC Player of the Year."

- Jay Bilas
ESPN Analyst

MISCELLANEOUS STATS
Double-Figure Scoring Games

Player	16-17	17-18	18-19	Career
Gafford	NA	22	17	39
Joe	NA	NA	16	16
Jones	NA	NA	13	13
Harris	2	NA	8	10
Bailey	1	3	5	9
Chaney	NA	NA	5	5
Embery-Simpson	NA	NA	3	3
Osabuohien	NA	0	1	1
Sills	NA	NA	1	1

20+ Point Scoring Games

Player	16-17	17-18	18-19	Career
Gafford	NA	2	5	7
Jones	NA	NA	5	5
Joe	NA	NA	4	4
Bailey	0	0	1	1

30+ Point Scoring Games

Player	16-17	17-18	18-19	Career
Gafford	NA	0	1	1
Joe	NA	NA	1	1
Jones	NA	NA	1	1

3+ Three-Pointers in a Game

Player	16-17	17-18	18-19	Career
Joe	NA	NA	13	13
Jones	NA	NA	7	7
Embery-Simpson	NA	NA	1	1
Sills	NA	NA	1	1

5+ Three-Pointers in a Game

Player	16-17	17-18	18-19	Career
Joe	NA	NA	6	6
Jones	NA	NA	2	2

Double Figure Rebounding Games

Player	16-17	17-18	18-19	Career
Gafford	NA	4	10	14
Jones	NA	NA	1	1

Double Figure Assists Games

Player	16-17	17-18	18-19	Career
Harris	0	NA	4	4

Double-Doubles

Player	16-17	17-18	18-19	Career
Gafford	NA	3	8	11
Harris	0	NA	2	2
Jones	NA	NA	1	1

5+ Assist Games

Player	16-17	17-18	18-19	Career
Harris	1	NA	12	13
Sills	NA	NA	4	4
Jones	NA	NA	3	3

3+ Steals in a Game

Player	16-17	17-18	18-19	Career
Joe	NA	NA	5	5
Bailey	0	1	2	3
Jones	NA	NA	2	2
Chaney	NA	NA	2	2
Harris	2	NA	2	4
Gafford	NA	1	1	2
Embery-Simpson	NA	NA	1	1

3+ Blocks in a Game

Player	16-17	17-18	18-19	Career
Gafford	NA	13	6	19
Chaney	NA	NA	4	4
Bailey	0	1	2	3

• **OTHER RECORD WATCH:** Joe only needs to make 15 more 3-pointers to break the Arkansas record for 3-'s made by a freshman. Joe has made 69 and Rotnei Clarke made 83 as a freshman in 2009.

Jones-ing

- Mason Jones had three tough games in a row (Ole Miss, Missouri and Texas Tech), shooting a combined 6-for-28 (.214) from the field and 4-for-20 from 3-point range (.200).
- He broke out of that by leading the team in scoring (23), rebounding (6) and assists (4) in the win over Georgia.
- In four of his last six games, Jones has scored a career-high 30 versus Florida, 22 versus LSU, 18 at Tennessee and 23 versus Georgia.
- In SEC play, Jones is averaging a team-best 16.1 points and averaging 4.6 rebounds – second on the team.
- Jones has led the team in both scoring and assists in the same game four times this season (Georgia Tech, Texas State, Florida and Georgia). Overall, he has led the team in scoring a team-best seven times, while leading the team in assists six times and rebounding twice.
- Jones leads the team in free throw percentage (.815) and is second on the team in scoring (14.3), rebounding (4.8) and assists (6.0).

Helping Hand: 25th in the NCAA/2nd in SEC

- Arkansas had a season-low six assists at Texas Tech but has dished out at least 20 assists in a game six times.
- Arkansas ranks 25th in the NCAA and second in the SEC in assists (16.6).
- Games of note with high assist-to-made-basket ratio:

- Indiana	20 assists	28 FG made	71.4%
- Montana State	29 assists	37 FG made	78.4%
- UT Arlington	15 assists	21 FG made	71.4%
- FIU	28 assists	42 FG made	66.7%
- Colorado State	29 assists	38 FG made	76.3%
- UTSA	17 assists	23 FG made	73.9%
- Austin Peay	21 assists	27 FG made	77.8%
- LSU	21 assists	34 FG made	61.8%
- Missouri	18 assists	26 FG made	69.2%
- In four of its losses, the Razorbacks only had 6 assists at Texas Tech, 8 vs. Texas, 10 vs. Western Kentucky and 10 vs. Florida.

CHARGE!

- Over the last seven games, Isaiah Joe has taken eight charges – including two each versus Florida and LSU – to give him a team-best 15 on the season. Gabe Osabuohien has taken five charges over the last seven to give him 14.
- Last season, Daniel Gafford led the team by taking nine charges and Osabuohien tied for second with eight.
- Overall, the Razorbacks took 47 charges last season and have taken 40 to date this season.

Block Party: 12th in NCAA/2nd in SEC

- With records dating back to 1992-93, **FOR THE FIRST TIME**, Arkansas was not credited with a blocked shot in the win over Missouri. (The Tigers also did not have a blocked shot.) Arkansas only had two at Texas Tech.
- However, the Razorbacks had 14 in the win over Georgia and have blocked at least four shots in 15 of their 20 games this season. (Had three at Texas A&M and three at Ole Miss, 1 at Tennessee, 0 versus Missouri and 2 at Texas Tech.)
- Arkansas **moved from 25th to 12th in the NCAA and from 8th to 2nd in the SEC** – in blocked shots (5.4).

Did You Know

- Of the **351 teams** in NCAA Division I Basketball:
 - ^ Only **37 teams** have gone to NCAA Tourney in 3 of last 4 years - **INCLUDING ARKANSAS.**
 - ^ Only **28 of those 37** played in last year's NCAA Tournament - **INCLUDING ARKANSAS.**
 - ^ Only **23 of those 28** played in each of the last two NCAA Tournaments - **INCLUDING ARKANSAS.**

Sustained Success, Elite SEC Company

- The Razorbacks are one of two teams in the league to finish .500 or better in SEC play each of the last six years.

MOST SEC WINS IN THE...

LAST 2 YEARS 2017-2018		LAST 3 YEARS 2016-2018		LAST 4 YEARS 2015-2018		LAST 5 YEARS 2014-2018		LAST 6 YEARS 2013-2018	
1. Kentucky	26	1. Kentucky	39	1. Kentucky	57	1. Kentucky	69	1. Kentucky	81
2. Florida	25	2. Florida	34	2. ARKANSAS	44	2. Florida	60	2. Florida	74
3. ARKANSAS	22	3. ARKANSAS	31	3. Florida	42	3. ARKANSAS	54	3. ARKANSAS	64
4. Tennessee	21	4. South Carolina	30	4. Texas A&M	41	4. Texas A&M	49	4. Georgia	58
5. Auburn	20	5. Texas A&M	30	5. Georgia	37	5. Georgia	49	5. Ole Miss	57
6. South Carolina	19	6. Tennessee	27	6. South Carolina	36	6. Ole Miss	45	6. Texas A&M	56
7. Alabama	18	7. Vanderbilt	27	7. Vanderbilt	36	7. Tennessee	45	7. Tennessee	56
8. Texas A&M	17	8. Alabama	26	8. Ole Miss	36	8. Vanderbilt	43	8. Alabama	53
9. Georgia	16	9. Georgia	26	9. Tennessee	34	9. South Carolina	41	9. Vanderbilt	51
10. Vanderbilt	16	10. Auburn	25	10. Alabama	34	10. Alabama	41	10. LSU	50
11. Ole Miss	15	11. Ole Miss	25	11. LSU	32	11. LSU	41	11. South Carolina	45
12. Miss. State	15	12. Miss. State	22	12. Auburn	29	12. Auburn	35	12. Auburn	38
13. Missouri	12	13. LSU	21	13. Miss. State	28	13. Miss. State	31	13. Missouri	38
14. LSU	10	14. Missouri	15	14. Missouri	18	14. Missouri	27	14. Miss. State	35

Team Leaders

• DEFLECTIONS SEASON

Daniel Gafford	99
Reggie Chaney	68
Adrio Bailey	63
Jalen Harris	59
Mason Jones	57
Isaiah Joe	55
Gabe Osabuohien	46
Keyshawn Embery-Simpson	42

MOST IN A GAME 2018-19

10 Daniel Gafford at Colorado State
10 Reggie Chaney vs. UTSA
9 Daniel Gafford vs. Austin Peay
8 Adrio Bailey at Colorado State
8 Mason Jones at Ole Miss
7 Daniel Gafford vs. Indiana AND vs. UTSA
7 Isaiah Joe vs. UC Davis
7 Adrio Bailey vs. FIU
7 Reggie Chaney vs. Ga Tech

• CHARGES TAKEN SEASON

Isaiah Joe	14
Gabe Osabuohien	13
Desi Sills	3
Keyshawn Embery-Simpson	3
Jalen Harris	2

MOST IN A GAME 2018-19

3 Isaiah Joe vs. UT Arlington
2 Gabe Osabuohien vs. UC Davis, Texas State AND Ole Miss
2 Isaiah Joe vs. Florida AND LSU

Arkansas is Not Just Young, But Inexperienced Too

- Arkansas is not only one of the youngest teams in the nation, but also one of the most inexperienced.

9 TEAMS WITH NO SENIORS MOST FR/SO ON SCHOLARSHIP FEWEST UPPERCLASSMEN ON SCHOLARSHIP

ARKANSAS	12 - Duquesne	1 - ARKANSAS
Mount St. Mary's Univ.	11 - ARKANSAS	1 - Duquesne
Seattle / Cal Northridge	11 - Mount St. Mary's Univ.	
Duquesne / North Florida		
Virginia / Cal / UT Arlington		

MOST SCHOLARSHIP NEWCOMERS FEWEST RETURNING SCHOLARSHIP PLAYERS

13 - Detroit Mercy	1 - Chattanooga
12 - FAU	2 - Duquesne
12 - Seattle	2 - Drake
12 - UT Arlington	3 - ARKANSAS
11 - Missouri State	3 - USF
11 - Duquesne	3 - MTSU
10 - Mount St. Mary's Univ.	3 - Missouri State
10 - Belmont	3 - Mount Saint Mary's Univ.
10 - New Mexico	3 - UTA
9 - ARKANSAS	3 - Detroit Mercy
9 - Pepperdine	3 - FAU
9 - MTSU	3 - UT Arlington

"We have a bunch of piglets but they are starting to develop teeth. Best thing about piglets is they grow up to be Hogs."

- Mike Anderson

Arkansas Head Basketball Coach

Percentages Not in Returners Favor

- With three returning players, the 10 newcomers will be counted on heavily to fill several roles.

	Returning	Lost
Scoring	576 / 20.4%	2243 / 79.6%
• 3-Pointers Made	2 / 0.1%	267 / 99.9%
• FT Made	108 / 20.0%	432 / 80.0%
Rebounding	327 / 27.1%	880 / 72.9%
Assists	49 / 9.8%	452 / 90.2%
Blocked Shots	97 / 59.5%	66 / 40.5%
Steals	38 / 17.4%	180 / 82.6%

Gafford Named SEC Player of the Week

- After posting career highs and leading the Razorbacks to a win over Indiana, Daniel Gafford was been named the SEC Men's Basketball Player of the Week.
- Gafford scored a career-high 27 points and tied his career high with 12 rebounds while adding three blocked shots and two steals. Gafford was most effective in the second half, scoring 19 points, grabbing seven rebounds and getting two steals. In fact, he was 9-for-10 shooting from the field in the period while the rest of the team was just 5-of-23 from the field and scored 16 points.
- Three times in within the final 11 minutes, Indiana took a one-point lead and, each time, Gafford answered to put the Razorbacks back on top. He additionally broke a 63-63 tie with 5:46 left with one of his four dunks on the evening. In the final seconds, Gafford tipped the ball out after a missed shot that led to a Mason Jones rebound and eventual game-winning free throw with 2.5 seconds left.

Joe Named SEC Player of the Week

- Isaiah Joe was named the Southeastern Conference Men's Basketball Player of the Week. Joe scored 34 points - 17 in each half - and made 10-of-13 shots from 3-point range to lead the Razorbacks to a 121-89 victory over FIU.
- Joe joins Courtney Fortson (Dec. 15, 2009) as the only Razorback freshman to be named SEC Player of the Week.
- The 34 points are second (tied) on the Arkansas all-time list for most points by a freshman in a game. Bobby Portis scored 35 as a freshman versus Alabama in 2014. Scotty Thurman scored 34 twice as a freshman. This was just the seventh time a Razorback freshman has ever scored at least 30 points in a game.
- He is just the fourth Razorback (fifth time in school history) to make at least 10 3-pointers in a game and just the 10th player in SEC history (11th time in league history) to make at least 10 in a game. (Arkansas' Rotnei Clarke had at least 10, 3's twice in his career).
- Joe was 10-for-13 from 3-point range and that .764 percentage ties for the best percentage in SEC history for those that made at least 10 in a game. (Alabama's John Petty was also 10-of-13 last season.)
- After FIU trimmed its deficit to four (24-20) at 8:29 in the first half, Joe drained a 3-pointer and scored 14 points over the next 4:37 to put Arkansas up 20.
- Joe started the game going 1-for-3 from 3-point range. He then made six straight attempts and finished the game

• ABOUT ARKANSAS •

ABOUT ARKANSAS

Location	Fayetteville, Ark.
Enrollment	27,558
Founded	1871
Colors	Cardinal (PMS 201) and White
Nickname	Razorbacks
Conference	Southeastern (SEC)
Arena (Capacity)	Bud Walton Arena (19,200)

ADMINISTRATION

System President	Dr. Donald R. Bobbitt
Chancellor	Dr. Joseph E. Steinmetz
Athletic Director	Hunter Yurachek
Faculty Representative	Gerald Jordan

COMMUNICATIONS

Basketball SID	Mike Cawood
Email	tmcawood@uark.edu
Cell Phone	479-236-2090
Office Phone	479-575-3114
Office Fax	479-575-7481
Athletic Website	ArkansasRazorbacks.com
Arkansas Ticket Office	479-575-5151

HISTORY

First Year	1923-24
Seasons	96th
Overall Conference Championships	24 (2 SEC, 22 SWC)
SEC Overall Championships	2 (1992, 1994)
SEC Division Championships	4 (1992, 1993, 1994, 1995)
SEC Tournament Championships	1 (2000)
NCAA Tournament Appearances	33*
National Championships	1 (1994)
National Runner-Up	1 (1995)
NCAA Final Fours	6 (1941, 1945, 1978, 1990, 1994, 1995)
NCAA Elite Eight	10
NCAA Sweet 16	10
NIT Record (App.)	5-4 (3)

* - Arkansas received a bid in 1944 but was unable to participate due to a car accident. Total number of bids is 33 and total number of appearances is 32.

Mike'd Up Radio Show

- Featuring Mike Anderson and Chuck Barrett
- Sassy's Red House College Avenue (479-856-6966)

MONDAY, JAN. 28	7-8 PM
- Monday, Feb. 4	7-8 pm
- Monday, Feb. 18	7-8 pm
- Monday, Mar. 4	7-8 pm

SEC TELECONFERENCE

MONDAY, FEB. 4

Monday, Feb. 18	Monday, March 4
Monday, March 11	Monday, March 18

Order of Appearance (ALL TIMES CENTRAL):

10:00 a.m.	Bryce Drew, Vanderbilt
10:07 a.m.	Michael White, Florida
10:14 a.m.	Frank Martin, South Carolina
10:21 a.m.	Tom Crean, Georgia
10:28 a.m.	Will Wade, LSU
10:35 a.m.	John Calipari, Kentucky
10:42 a.m.	Rick Barnes, Tennessee
10:49 A.M. MIKE ANDERSON, ARKANSAS	
10:56 a.m.	Avery Johnson, Alabama
11:03 a.m.	Bruce Pearl, Auburn
11:10 a.m.	Kermit Davis, Ole Miss
11:17 a.m.	Ben Howland, Mississippi State
11:24 a.m.	Cuonzo Martin, Missouri
11:31 a.m.	Billy Kennedy, Texas A&M

• MIKE ANDERSON RECORD BREAKDOWN •

Overall:**363-192 (.654)**
 Home: 247-44
 Away: 65-107
 Neutral: 51-41

At Arkansas:**163-94 (.634)**
 Home: 119-20
 Away: 26-53
 Neutral: 18-21

Against Ranked Teams:**29-58**
 at Arkansas: 13-24
 Home: 18-14, 10-5 at Arkansas
 Away: 4-14, 2-12 at Arkansas
 Neutral: 6-14, 0-7 at Arkansas

One-Possession Games:**48-40**
 at Arkansas: 24-18
 Home: 24-9, 14-4 at Arkansas
 Away: 16-22, 7-9 at Arkansas
 Neutral: 8-9, 3-5 at Arkansas

Decided by 5 Pts / Less:**71-63**
 at Arkansas: 38-26
 Home: 34-16, 20-6 at Arkansas
 Away: 27-34, 14-15 at Arkansas
 Neutral: 10-13, 4-5 at Arkansas

In Overtime Games:**12-13**
 at Arkansas: 8-8
 Home: 9-2, 6-2 at Arkansas
 Away: 3-8, 2-4 at Arkansas
 Neutral: 0-3, 0-2 at Arkansas

Conference Games:**158-115**
 at Arkansas: 73-58
 Home: 103-34, 49-17 at Arkansas
 Away: 55-81, 24-41 at Arkansas

Scoring Below 50 Points:**0-4**
 at Arkansas: 0-2
 Home: 0-0, 0-0 at Arkansas
 Away: 0-4, 0-2 at Arkansas
 Neutral: 0-0, 0-0 at Arkansas

Scoring 50-59 Points:**5-28**
 at Arkansas: 3-14
 Home: 2-7, 2-3 at Arkansas
 Away: 1-16, 0-10 at Arkansas
 Neutral: 2-5, 1-1 at Arkansas

Scoring 60-69 Points:**43-72**
 at Arkansas: 17-39
 Home: 21-14, 11-5 at Arkansas
 Away: 15-40, 4-23 at Arkansas
 Neutral: 7-18, 2-11 at Arkansas

Scoring 70-79 Points:**101-59**
 at Arkansas: 49-26
 Home: 60-15, 30-7 at Arkansas
 Away: 27-29, 13-12 at Arkansas
 Neutral: 14-15, 6-7 at Arkansas

Scoring 80-89 Points:**121-26**
 at Arkansas: 46-12
 Home: 87-8, 37-6 at Arkansas
 Away: 15-15, 4-5 at Arkansas
 Neutral: 19-3, 5-1 at Arkansas

Scoring 90-99 Points:**67-1**
 at Arkansas: 35-0
 Home: 59-0, 30-0 at Arkansas
 Away: 3-1, 1-0 at Arkansas
 Neutral: 3-0, 2-0 at Arkansas

Scoring 100 or More Points:**24-1**
 at Arkansas: 11-0
 Home: 18-0, 9-0 at Arkansas
 Away: 1-1, 1-0 at Arkansas
 Neutral: 5-0, 1-0 at Arkansas

making 9-of-his-last-10 from long distance.

Gafford Preseason All-SEC; Hogs Picked 10th

- Daniel Gafford was named to the SEC Men's Basketball Preseason All-Conference first team, as selected by a panel of both league and national media members.
- The Razorbacks, one of a league-record eight teams to play in the NCAA Tournament last season, were picked 10th in the preseason poll.
- The good news for Razorback fans is that Arkansas has exceeded the preseason polls in each of the last five years.

YEAR	PRESEASON	FINISH	Record • SEC
2013-14	8th	5th	22-12 • 10-8
2014-15	3rd	2nd	27-9 • 13-8
2015-16	1th	t-8th	16-16 • 9-9
2016-17	5th	t-3rd	26-10 • 12-6
2017-18	6th	t-4th	23-12 • 10-8
2018-19	10th	??	--

Slam Dunk; On Pace to Break Last Year's Record

- The Razorbacks threw down 10 dunks in the win over Montana State - the second-best, single-game total in the Mike Anderson era. Arkansas added nine versus FIU.
- Arkansas has 86 dunks in 20 games this season, an average of 4.3 per game.
- Arkansas' 124 dunks in 2017-18 (3.5 per game) were the most of the Mike Anderson era. The only other Arkansas team to reach 100 dunks in a season was the 2014-15 team who totaled exactly 100 dunks.

Anderson Honored by Brandon Burlsworth Foundation

- This past August, University of Arkansas head basketball coach Mike Anderson was honored at the annual Brandon Burlsworth Foundation Legends Dinner. Anderson is the ninth Legend the Burlsworth Foundation has honored.
- "The Legends Dinner recognizes a person each year who has made great contributions to our state," said Marty Burlsworth, Chairman/CEO and Founder of the Brandon Burlsworth Foundation. "Coach Anderson has a long history with the University and the state of Arkansas, so it was an easy choice for our board of directors to honor him in this way."
- Anderson is one of four Division I coaches with 15-plus years of head coaching experience and has never experienced a losing season while being the only coach to accomplish the feat at three different programs. In his first 16 years of being a head coach, Anderson has led his teams to 11 postseason berths, including nine NCAA Tournament appearances, and posted 11, 20-win seasons.
- While his on-court success is evident, Coach Anderson is equally a champion in the community. He created his own Mike Anderson Foundation, which provides funding for programs focused on preventative health care education and assists organizations that offer nutritional support for children. Anderson is active with the Yvonne Richardson Center and Samaritan's Feet. Also, each year at the annual Red-White Game, fans get in free with a canned food item, which helps support the Northwest Arkansas Food Bank. In fact, Anderson has done similar food drives as the head coach at Missouri and UAB as well as assist with Special Olympics at all three stops.

Moncrief Enshrined in Hall of Fame; Joins Richardson and Sutton in Hall

- Last March, Arkansas legend Sidney Moncrief was elected to the National Collegiate Basketball Hall of Fame Class of 2018. The ceremony was **Sunday, Nov. 18, 2019** in Kansas City. Others being inducted into the class are Arizona's Sean Elliott, Houston's Otis Birdsong, North Carolina's Sam Perkins, Morgan State's Marvin Webster and USC's Paul Westphal will join former Charleston coach John Kresse and former Oregon Tech coach Danny Miles.
- Moncrief is the third Razorback to be inducted into the National Collegiate Basketball Hall of Fame, joining his former coach Eddie Sutton who was selected in 2011 and Nolan Richardson who entered in 2008. All three Arkansas legends have a banner hanging in the rafters of Bud Walton Arena.
- One of the Arkansas' famed "Triplets", Moncrief ended his career as Arkansas's leader in scoring (he ranks second now behind Todd Day) with 2,066 points from 1976-79.
- Moncrief helped lead Arkansas to two Elite Eight appearances and the 1978 Final Four. A 14-time All-American, Moncrief's name is scattered all through Arkansas' record book and he was a three-time All-Southwest Conference selection.
- Moncrief was drafted fifth overall in the 1979 NBA Draft to the Milwaukee Bucks, where he spent his first 11 NBA seasons, before finishing his career in Atlanta in 1990-91. The Little Rock native was just the second Razorback in school history to be selected in the first round of the NBA Draft and remains as the only player to be taken in the top five. Moncrief earned All-NBA first team honors once (1983) and second team honors four times (1982-85 and 1986). The five-time All-Star was also named to the NBA's All-Defensive first team four years (1983-86) and second team in 1982, along with earning NBA Defensive Player of the Year honors two seasons (1982-83 and 1983-84).

Signee Justice Hill Joins Team

- On Nov. 14, 2018, Arkansas men's head basketball coach Mike Anderson announced Justice Hill signed a National Letter of Intent. Hill graduated high school in December 2018 and, on Jan. 3, 2019, Hill began practicing with the Razorback basketball team.
- Through his junior season, Hill was rated the #3 overall prospect in Arkansas and #36-best point guard in the nation by 247Sports.com ... Also a three-star recruit by Rivals.com, which has him as the 48th-best point guard in the nation.
- Named to the 2018 5A All-State basketball team as a junior as he averaged 19.5 points, six assists, four steals and four rebounds ... As a sophomore, averaged 15 points, four rebounds, three assist and two steals.
- Played summer ball with the Arkansas Hawks, teaming with Isaiah Joe, Desi Sills and Ethan Henderson.
- A standout quarterback for the Little Rock Christian football team and received several FBS football scholarship offers as well ... Named the **2018-19 Gatorade Arkansas Football Player of the Year** Passed for 3,034 yards with 37 touchdowns and 4 interceptions and rushed for 1,000 yards and 21 touchdowns ... In the playoffs, accounted for seven touchdowns in the both the quarterfinals and semifinals ... **Was the game MVP in leading the Warriors to their first state championship** beating four-time defending champion Pulaski Academy ... In the title game, accounted for 330 yards and four touchdowns, including two passing and two rushing ... Completed 12-of-25 passes for 218 yards ... On the ground, he had 112 yards on 15 carries.
- Finished second in the 2018 5A state championship in the high jump (6-2) and placed fifth in the long jump (21-1.75).
- Son of Dr. Fitz Hill, who was an assistant football coach at Arkansas from 1992-2000 and went on to be the head coach at San Jose State (2001-04).

• THE LAST TIME •

POINTS »

- Scored 100+ : 12/01/18 - 121 vs. FIU
- Scored 100+ in an SEC game: 02/10/15 - 101 vs. Auburn
- Scored fewer than 50: 02/09/16 - 46 at Mississippi State

Overtime Games »

- Played in an OT game: 01/12/19 vs LSU, L, 94-88 (OT)
- Played in a 2OT game: 01/23/18 at Georgia, W, 80-77 (2 OT)
- Played in a 3OT game: 02/09/80 vs. Houston, L, 90-84 (3 OT)

Versus Top-25 opponents »

- Beat an AP Top 25 team: 03/09/18 vs. No. 23 Florida, W, 80-72
- Beat an AP Top 20 team: 02/27/18 vs. No. 14 Auburn, W, 91-82
- Beat an AP Top 15 team: 02/27/18 vs. No. 14 Auburn, W, 91-82
- Beat an AP Top 10 team: 01/27/16 vs. No. 5 Texas A&M, W, 74-71
- Beat an AP Top 5 team: 01/27/16 vs. No. 5 Texas A&M, W, 74-71

Versus Top-25 opponents on the road »

- Beat an AP Top 25 team on road: 02/15/17 at No. 21 South Carolina, W, 83-76
- Beat an AP Top 5 team on road: 02/09/94 at No. 4 Kentucky, W, 90-82

Double-Doubles »

- Two players in same game: 12/15/18 vs. UTSA
- Daniel Gafford (13 pts, 14 rebs) and Jalen Harris (11 pts, 10 assists)

3-Point Shooting »

- 10+ 3FGM in a game: 01/23/19 - 10 vs. Missouri
- 15+ 3FGM in a game: 01/09/16 - 16 vs. Mississippi State

At the Charity Stripe »

- Attempted 40+ FT in a game: 12/22/18 - 40 vs. Texas State
- MADE 20+ FT in a game: 12/22/18 - 28 (of 40) vs. Texas State
- MADE 30+ FT in a game: 11/23/18 - 34 vs. UTA

ASSISTS »

- Had 20+ assists: 01/12/19 - 21 vs. LSU
- Had 25+ assists: 12/05/18 - 28 vs. Colorado State
- Had 20+ assists in back-to-back games: 12/01/18 (27 vs. FIU)
- 12/05/17 (29 vs. Montana State)
- Had 2 players with 5+ assists: 01/15/19 at Tennessee
- Mason Jones - 6, Jalen Harris - 5
- Had 3 players with 5+ assists: 11/21/18 vs. Montana State
- Jalen Harris - 11, Isaiah Joe - 5, Desi Sills - 5

Points »

- Scored 30-39 points in a game: by Daniel Gafford - 01/12/19 (32) vs. LSU
- Scored 40-49 points in a game: by Todd Day - 01/11/92 (43) vs. LSU
- Scored 50+ points in a game: by Rotnei Clarke - 11/13/09 (51) vs. Alcorn State

Double-Doubles »

- Points/Rebounds: 01/23/19 vs. Missouri
- 13 pts & 10 rebs by Daniel Gafford
- Points/Assists: 12/15/18 vs. UTSA
- 11 pts and 10 assists by Jalen Harris

Rebounds »

- Had 15+ rebounds in a game: by Bobby Portis - 03/07/15 (15) vs. LSU
- Had 20+ rebounds in a game: by Nick Davis - 11/21/97 (23) vs. Jackson State

Three-Point Shooting »

- 5+ 3FGM in a game: by Isaiah Joe - 01/23/19 (7-of-12) vs. Missouri

AT THE CHARITY STRIPE »

- 10+ FTA in a game: by Mason Jones - 01/19/19 (13 / 12-of-13) vs. Florida
- 10+ FT Made: by Mason Jones - 01/19/19 (12 / 12-of-13) vs. Florida

Assists »

- 10+ assists in a game: by Jalen Harris - 12/15/18 (10) vs. UTSA
- Consecutive 5+ assists games: by Jalen Harris - 01/19/19 (7) at Ole Miss
- 01/23/19 (6) vs. Missouri
- 5-plus, 5+ assists games: (6 gms) by Jalen Harris 11/21/18 (11) vs. Montana St.
- 11/23/18 (6) vs. UTA
- 12/01/18 (10) vs. FIU
- 12/05/18 (12) at Colorado State
- 12/08/18 (7) vs. Western Kentucky
- 12/15/18 (10) vs. UTSA
- Consecutive 10+ assists games: by Jalen Harris - 12/01/18 (10) vs FIU
- 12/05/18 (12) at Colorado State

Blocks »

- Had 3+ blocks in a game: by Chaney (5) & Gafford (4) - 01/29/19 vs. UGA
- Had 5+ blocks in a game: by Reggie Chaney - 01/29/19 - (5) vs. Georgia

Steals »

- Had 5+ steals in a game: 12/28/18 - 5 by Isaiah Joe vs. Montana State
- Had consecutive 5+ steal games: 01/01/06 - by Ronnie Brewer (5) vs. W. Illinois
- 01/07/06 (5) vs. Mississippi State

• RAZORBACK/IMG SPORTS NETWORK RADIO AFFILIATES •

Batesville (Games)
Batesville (Coaches Show)
Camden (Games)
Camden (Coaches Show)
Crossett
Crossett
De Queen
DeWitt
El Dorado
Fayetteville
Fayetteville (Games)
Fayetteville

KWOZ-FM 103.3
KBTA-AM 1340
KAMD-FM 97.1
KCXY-FM 95.3
KAGH-AM 800
KAGH-FM 104.9
KDQN-FM 92.1
KDEW-FM 97.3
KAGL-FM 93.3
KOSM-FM 92.1
KYNG-AM 1500
KAKS-FM 99.5
Fayetteville
Fayetteville
Fayetteville
Forrest City
Fort Smith
Glenwood
Glenwood
Hot Springs/Mena
Jonesboro
Little Rock
Magnolia
Marshall

KUOA-AM 1290
KUOA-FM 95.3
KBVA-FM HD3 106.5
KBFC-FM 93.5
KERX-FM 95.3
KHGZ-AM 670
KHGZ-FM 98.9
KTG FM 96.3
KEGI-FM 100.5
KABZ-FM 103.7
KZHE-FM 100.5
KBCN-FM 104.3
Mena
Mena / Hot Springs
Monett, Mo.
Monticello
Morrilton
Mountain Home
Ozark
Ozark
Searcy
Texarkana, Texas
Wynne

KENA-FM 104.1
KTTG-FM 96.3
KKBL-FM 95.9
KGPQ-FM 99.9
KCON-FM 99.3
KOMT-FM 93.5
KDYN-AM 1540
KDYN-FM 96.7
KRZS-FM 99.1
KKTK-AM 1400
KWYN-FM 92.5

• 2018-19 RECORD BREAKDOWN •
RECORD BREAKDOWN

At Home	8-4
On The Road	2-3
Neutral	1-1
White Uniforms	9-4
Cardinal Uniforms	2-3
Cardinal/Camo Armed Forces Classic Uniform	0-1

GENERAL

When Arkansas controls the tip	7-3
When opponent controls the tip	5-5
When Arkansas scores first	7-4
When opponent scores first	5-4

LEADS AND DEFICITS

Leading at the half – home	8-2
Leading at the half – road/neutral	3-1
Tied at the half – home	0-0
Tied at the half – road/neutral	0-0
Trailing at the half – home	0-2
Trailing at the half – road/neutral	0-3
Games decided by 5 points or fewer	3-4
Games decided by 10 points or fewer	4-6
Leading with 5:00 left in regulation	9-2
Leading with 2:00 left in regulation	11-2
Overtime games	0-2

OFFENSE

Scoring less than 70 points	0-4
Scoring 70-79 points	7-2
Scoring 80-89 points	1-2
Scoring 90-99 points	2-0
Scoring 100+ points	1-0
2 Players Or Less in Double Figures	0-1
3 Players in Double Figures	2-4
4 Players in Double Figures	7-3
5 Players in Double Figures	1-0
6 Players in Double Figures	1-0
7 Players in Double Figures	0-0
1 Player Scores 20+ Points	3-1
2 Players Score 20+ Points	2-1
When shooting 50 percent or higher	4-1
When shooting less than 50 percent	8-7

REBOUNDING/TURNOVERS

When out-rebounding opponent	5-1
When out-rebounded	6-7
When rebounds are even	0-0
When grabbing 10+ offensive reb	7-6
When forcing 15+ turnovers	7-4
When committing less than 15 turnovers	8-0
When committing 15+ turnovers	4-8

When Top Scorer Is (Includes Ties)

Daniel Gafford	Season: 3-3	Career: 7-4
Mason Jones	Season: 5-2	Career: 5-2
Isaiah Joe	Season: 2-2	Career: 2-2
Jalen Harris	Season: 1-0	Career: 1-0
K. Emery-Simpson	Season: 0-1	Career: 0-1

When Top Rebounder Is (Includes Ties)

Daniel Gafford	Season: 8-8	Career: 22-13
Mason Jones	Season: 2-1	Career: 2-1
Adrio Bailey	Season: 0-0	Career: 1-0
Reggie Chaney	Season: 1-0	Career: 1-0

Months

In November	4-1
In December	5-2
In January	3-5
In February	0-0
In March	0-0
In April	0-0

#DUNKPALACE

DUNKS BY PLAYER CAREER '18-19

Daniel Gafford	126	51
Adrio Bailey	31	10
Reggie Chaney	12	12
Jalen Harris	8	8
Isaiah Joe	1	1
Gabe Osabuohien	6	3
Desi Sills	1	1
TOTALS	186	86

MOST DUNKS IN A HALF 2018-19

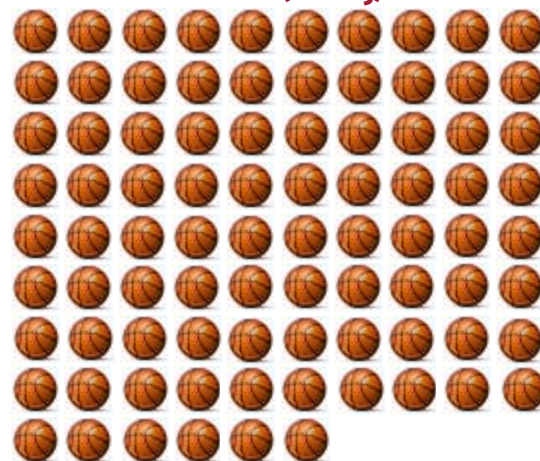
6	1st	Montana State (11/21/18)
5	2nd	FIU (12/01 / APSU (12/28)

RECORD BY DUNKS 2018-19

5+ Dunks	6-1
4 Dunks	0-2
2-3 Dunks	6-3
1 Dunk	0-1
0 Dunks	0-0

**• DUNKS IN A GAME •
(ANDERSON ERA)**

Dunks	Opponent	Year
12	Samford	2017-18
10	MONTANA STATE	2018-19
9	FIU	2018-19
8	Auburn	2017-18
8	Mississippi State	2012-13
9	FIU	2018-19
7	LSU	2018-19
7	Troy	2017-18
7	Fresno State	2017-18
7	Minnesota	2012-13
7	Alabama A&M	2012-13
7	Northwestern State	2015-16
7	Northwestern State	2014-15
7	Vanderbilt	2014-15

86 DUNKS IN 20 GAMES (4.3 avg)


Of Gafford's career 293 field goals made, 43 percent (126 total) have been dunks.





2018-19 SEC STANDINGS

THROUGH WEDNESDAY - JAN. 30



	SEC	PCT.	HOME	AWAY	OVERALL	PCT.	HOME	ROAD	NEUTRAL	STRK
LSU	7-0	1.000	3-0	4-0	17-3	.850	11-0	4-1	2-2	W10
Tennessee	7-0	1.000	3-0	4-0	19-1	.950	12-0	5-0	2-1	W15
Kentucky	6-1	.857	3-0	3-1	17-3	.850	12-0	4-1	1-2	W7
South Carolina	5-2	.714	3-1	2-1	10-10	.500	7-5	2-4	1-1	L2
Alabama	4-3	.571	3-1	1-2	13-7	.650	9-2	2-4	2-1	W1
Florida	4-3	.571	2-2	2-1	12-8	.600	7-3	2-3	3-2	W1
Ole Miss	4-3	.571	2-1	2-2	14-6	.700	8-2	3-3	3-1	L2
Arkansas	3-4	.429	2-2	1-2	12-8	.600	9-4	2-3	1-1	W1
Auburn	3-4	.429	2-1	1-3	14-6	.700	10-1	2-4	2-1	W1
Mississippi State	3-4	.429	2-1	1-3	15-5	.750	10-1	2-3	3-1	L1
Georgia	1-6	.143	1-2	0-4	10-10	.500	8-3	1-5	1-2	L1
Missouri	1-6	.143	0-3	1-3	10-9	.526	6-4	1-4	3-1	L3
Texas A&M	1-6	.143	0-4	1-2	8-11	.421	6-6	2-3	0-2	L1
Vanderbilt	0-7	.000	0-5	0-2	9-11	.450	8-6	1-3	0-2	L8

AP (1/28)

1	Tennessee (48)	18-1	1,575
2	Duke (12)	17-2	1,527
3	Virginia (4)	18-1	1,473
4	Gonzaga	19-2	1,382
5	Michigan	19-1	1,381
6	Michigan State	18-3	1,235
7	Kentucky	16-3	1,226
8	Nevada	19-1	1,158
9	North Carolina	15-4	1,065
10	Marquette	18-3	973
11	Kansas	16-4	972
12	Virginia Tech	16-3	858
13	Houston	20-1	795
14	Villanova	16-4	734
15	Louisville	15-5	658
16	Texas Tech	16-4	561
17	Purdue	14-6	532
18	Buffalo	18-2	468
19	LSU	16-3	435
20	Iowa State	15-5	327
21	Maryland	16-5	280
22	Mississippi State	15-4	236
23	NC State	16-4	203
24	Wisconsin	14-6	179
25	Florida State	15-5	141

RECEIVING VOTES: Auburn 85, Cincinnati 76, Washington 75, Kansas St 73, Oklahoma 41, Iowa 28, Wofford 10, Hofstra 9, TCU 7, Mississippi 7, Nebraska 6, Davidson 5, Syracuse 3, Minnesota 1.

USA TODAY COACHES (1/28)

1	Tennessee (31)	18-1	799
2	Duke (1)	17-2	765
3	Virginia	18-1	733
4	Gonzaga	19-2	701
5	Michigan	19-1	679
6	Kentucky	16-3	599
7	Nevada	19-1	589
8	Michigan State	18-3	573
9	Marquette	18-3	503
10	North Carolina	15-4	498
11	Virginia Tech	16-3	462
12	Kansas	16-4	455
13	Houston	20-1	424
14	Villanova	16-4	385
15	Texas Tech	16-4	280
16	Louisville	15-5	255
17	Buffalo	18-2	241
18	Purdue	14-6	203
19	LSU	16-3	175
20	Iowa State	15-5	174
21	Mississippi State	15-4	158
22	NC State	16-4	152
23	Wisconsin	14-6	96
24	Maryland	16-5	94
25	Iowa	16-5	64

RECEIVING VOTES: Auburn 58; Florida State 57; Mississippi 51; Cincinnati 44; Oklahoma 38; Kansas State 35; Washington 29; Furman 10; North Texas 10; Arizona State 6; Texas Christian 4; Wofford 4; Baylor 4; Hofstra 2; Texas State 1.

ARKANSAS IN THE RANKINGS

WEEK	AP	COACH	NET
Preseason	--	--	NA
Nov. 12	--	--	NA
Nov. 19	RV (1)	--	59
Nov. 26	RV (6)	RV (1)	53
Dec. 3	RV (3)	--	36
Dec. 10	--	--	60
Dec. 17	--	--	64
Dec. 24	--	--	95
Dec. 31	--	--	84
Jan. 7	--	--	71
Jan. 14	--	--	75
Jan. 21	--	--	84
Jan. 28	--	--	69
Feb. 4			
Feb. 11			
Feb. 18			
Feb. 25			
Mar. 4			
Mar. 11			
FINAL			

The last time Arkansas was ranked in the AP Poll...

Top 25:	#22	01/01/18
Top 15:	#15	11/14/00
Top 10:	#6	1995 Final Poll
Top 5:	#5	03/07/95
No. 1:	#1	'94-95 Preseason

Tuesday, January 29	TV	CT
*Tennessee at South Carolina	SEC Network	5:30 p.m.
*Georgia at Arkansas	ESPNU	6:00 p.m.
*Mississippi State at Alabama	SEC Network	7:30 p.m.
*Kentucky at Vanderbilt	ESPN2	8:00 p.m.

Wednesday, January 30	TV	CT
*Ole Miss at Florida	SEC Network	5:30 p.m.
*Missouri at Auburn	SEC Network	7:30 p.m.
*LSU at Texas A&M	ESPN2	8:00 p.m.

Saturday, February 2	TV	CT
*South Carolina at Georgia	SEC Network	Noon
*Mississippi State at Ole Miss	SEC Network	2:30 p.m.
*Kentucky at Florida	ESPN/SEC Network	3:00 p.m.
*Arkansas at LSU	SEC Network	5:00 p.m.
*Alabama at Auburn	ESPN2/U	7:00 p.m.
*Tennessee at Texas A&M	ESPN2/U	7:00 p.m.
*Vanderbilt at Missouri	SEC Network	7:30 p.m.

Tuesday, February 5	TV	CT
*South Carolina at Kentucky	SEC Network	6:00 p.m.
*Florida at Auburn	ESPN2/U	8:00 p.m.
*Missouri at Tennessee	ESPN2/U	8:00 p.m.
*Vanderbilt at Arkansas	SEC Network	8:00 p.m.

Wednesday, February 6	TV	CT
*Texas A&M at Ole Miss	SEC Network	6:00 p.m.
*LSU at Mississippi State	ESPN2/U	8:00 p.m.
*Georgia at Alabama	SEC Network	8:00 p.m.

Saturday, February 9	TV	CT
*Kentucky at Mississippi State	CBS	Noon
*Ole Miss at Georgia	SEC Network	Noon
*Auburn at LSU	ESPN2/U	1:00 p.m.
*Arkansas at South Carolina	SEC Network	2:30 p.m.
*Florida at Tennessee	ESPN2/U	3:00 p.m.
*Texas A&M at Missouri	SEC Network	5:00 p.m.
*Alabama at Vanderbilt	SEC Network	7:30 p.m.

#PROHOGS

37	» Arkansas has had 37 all-time NBA Draft selections from 35 different players in program history.
16	» The Razorbacks have 16 All-Star game appearances by Joe Johnson (7), Sidney Moncrief (5) and Alvin Robertson (4).
12	» Arkansas has 12 first round NBA Draft picks in program history with Sidney Moncrief going No. 5 overall in 1979.

#PROHOGS

Arkansas has had 29 former players go on to play in the NBA and three are currently on active rosters. Also, Corliss Williamson, currently with Phoenix, is in his sixth season as an assistant coach in the NBA.

Player	Team	Yrs	Draft Class
Patrick Beverley	Clippers	7th	2009 - 42nd (LAC)
Daryl Macon *	Mavericks	1st	2018-FA
Bobby Portis	Bulls	4th	2015 - 22nd (CHI)

* - signed two-way contract with the Mavericks and their G League affiliate Texas Legends.

G League

Jaylen Barford	Greensboro Swarm	1st Year
Dusty Hannahs	Memphis Hustle	2nd Year
Michael Qualls	Wisconsin Herd	2nd Year

Arkansas in the 2018-19 NCAA/SEC

(Through Games of Jan. 30, 2019)

TEAM IN THE NCAA/SEC	NCAA	SEC	NO.
3-pt Field Goal Attempts (351 ranked)	183	5	459
Assist Turnover Ratio (351 ranked)	69	2	1.23
Assists Per Game (351 ranked)	25	2	16.6
Blocked Shots Per Game (351 ranked)	12	5	5.4
Defensive Rebounds per Game (351 ranked)	167	7	25.65
Fewest Fouls (351 ranked)	304	14	422
Fewest Turnovers (351 ranked)	156	8	271
Field-Goal Percentage (351 ranked)	188	9	44.5
Field-Goal Percentage Defense (351 ranked)	40	2	40.5
Free Throw Attempts (351 ranked)	24	1	499
Free Throws Made (351 ranked)	74	8	324
Free-Throw Percentage (351 ranked)	321	14	64.9
Offensive Rebounds Per Game (351 ranked)	135	10	10.8
Personal Fouls Per Game (351 ranked)	332	14	21.1
Rebound Margin (351 ranked)	284	14	-2.4
Scoring Defense (351 ranked)	200	10	72.1
Scoring Margin (351 ranked)	111	8	5.6
Scoring Offense (351 ranked)	74	7	77.7
Steals Per Game (351 ranked)	24	3	8.3
Three Pt FG Defense (351 ranked)	97	5	32.4
Three-Point Field Goals Per Game (351 ranked)	203	7	7.5
Three-Point Field-Goal Percentage (351 ranked)	256	12	32.7
Total 3-point FGM (351 ranked)	218	7	150
Total Assists (351 ranked)	47	2	332
Total Blocks (351 ranked)	15	5	107
Total Rebounds (351 ranked)	200	11	729
Total Rebounds Per Game (351 ranked)	136	11	36.45
Total Steals (351 ranked)	45	3	166
Turnover Margin (346 ranked)	43	3	3.1
Turnovers Forced (351 ranked)	24	2	16.6
Turnovers Per Game (351 ranked)	201	8	13.6
Won-Lost Percentage (351 ranked)	116	8	60

RAZORBACKS IN THE NCAA/SEC	PLAYER	NCAA	SEC	NO.
3-pt Field Goal Attempts (250 ranked)	Isaiah Joe	49	2	160
Assist Turnover Ratio (249 ranked)	Jalen Harris	7	1	3.61
Assists Per Game (246 ranked)	Jalen Harris	24	3	6
Blocked Shots Per Game (227 ranked)	Daniel Gafford	38	8	2
Defensive Rebounds per Game (250 ranked)	Daniel Gafford	69	2	6.2
Double Doubles (209 ranked)	Daniel Gafford	31	2	8
Field-Goal Percentage (250 ranked)	Daniel Gafford	7	1	66.3
Free Throw Attempts (246 ranked)	Daniel Gafford	63	4	127
Free Throws Made (248 ranked)	Mason Jones	234	9	92
Free-Throw Percentage (250 ranked)	Daniel Gafford	187	8	73
Offensive Rebounds Per Game (247 ranked)	Mason Jones	132	9	81.5
Points Per Game (250 ranked)	Daniel Gafford	79	5	2.75
Rebounds Per Game (247 ranked)	Daniel Gafford	204	7	16.1
Steals Per Game (248 ranked)	Isaiah Joe	44	2	9
Three-Point Field Goals Per Game (249 ranked)	Isaiah Joe	182	7	1.55
Three-Point Field-Goal Percentage (130 ranked)	Isaiah Joe	20	2	3.45
Total 3-point FGM (241 ranked)	Mason Jones	222	8	2.2
Total Assists (241 ranked)	Isaiah Joe	29	2	43.1
Total Blocks (233 ranked)	Isaiah Joe	21	2	69
Total Field Goals Made (241 ranked)	Mason Jones	241	8	44
Total Points (247 ranked)	Jalen Harris	29	3	119
Total Rebounds (246 ranked)	Daniel Gafford	46	8	40
Total Steals (219 ranked)	Reggie Chaney	90	12	31
	Daniel Gafford	133	3	124
	Daniel Gafford	234	7	321
	Daniel Gafford	51	2	179
	Isaiah Joe	174	6	31

Versus 2018-19 Opponents

NON-CONFERENCE

SCHOOL	GMS PLAYED	SERIES RECORD	H	A	N	LAST MEETING
AUSTIN PEAY	4	ARKANSAS LEADS, 4-0	4-0	-	-	H - W, 76-65 (12/28/18)
UC DAVIS	2	ARKANSAS LEADS, 2-0	2-0	-	-	H - W, 81-58 (11/12/18)
COLORADO STATE	2	ARKANSAS LEADS, 2-0	1-0	1-0	-	A - W, 98-74 (12/05/18)
FIU	1	ARKANSAS LEADS, 1-0	1-0	-	-	H - W, 121-89 (12/01/18)
GEORGIA TECH	6	ARKANSAS TRAILS, 1-5	0-1	0-2	1-2	H - L, 65-69 (12/19/18)
INDIANA	3	ARKANSAS LEADS, 2-1	1-0	0-1	1-0	H - W, 73-72 (11/18/18)
MONTANA STATE	1	ARKANSAS LEADS, 1-0	1-0	-	-	H - W, 90-68 (11/21/18)
TEXAS	155	ARKANSAS LEADS, 87-68	46-21	27-43	14-4	N - L, 73-71 or (11/09/18)
UT ARLINGTON	8	ARKANSAS LEADS, 8-0	6-0	1-0	1-0	H - W, 78-60 (11/23/18)
UT SAN ANTONIO	6	ARKANSAS LEADS, 6-0	3-0	1-0	2-0	H - W, 79-67 (12/15/18)
TEXAS STATE	4	ARKANSAS LEADS, 4-0	4-0	-	-	H - W, 73-70 (12/22/18)
TEXAS TECH	79	ARKANSAS TRAILS, 39-40	24-11	11-24	4-5	A - L, 64-67 (01/26/19)
WESTERN KENTUCKY	7	ARKANSAS LEADS, 4-3	0-2	0-1	4-0	H - L, 77-78 (12/08/18)

SOUTHEASTERN CONFERENCE

SCHOOL	GMS PLAYED	SERIES RECORD	H	A	N	LAST MEETING
ALABAMA	61	ARKANSAS LEADS, 33-28	18-6	7-20	8-2	A - W, 76-73 (02/24/18)
• SEC ONLY	51	ARKANSAS LEADS, 27-24				
AUBURN	52	ARKANSAS LEADS, 34-18	21-5	12-13	1-1	H - W, 91-82 (02/27/18)
• SEC ONLY	51	ARKANSAS LEADS, 34-17				
FLORIDA	36	ARKANSAS TRAILS, 12-24	8-7	2-13	2-4	H - L, 57-51 (01/09/19)
• SEC ONLY	36	ARKANSAS TRAILS, 12-24				
GEORGIA	38	ARKANSAS LEADS, 23-15	11-3	6-9	6-3	H - W, 70-60 (01/29/19)
• SEC ONLY	38	ARKANSAS LEADS, 23-15				
KENTUCKY	42	ARKANSAS TRAILS, 11-31	7-7	3-14	1-10	H - L, 72-87 (02/20/18)
• SEC ONLY	37	ARKANSAS TRAILS, 11-26				
LSU	66	ARKANSAS LEADS, 35-31	19-8	11-17	5-6	H - L, 88-94 (01/12/19)
• SEC ONLY	57	ARKANSAS LEADS, 31-26				
OLE MISS	80	ARKANSAS LEADS, 47-33	15-11	8-20	24-2	A - L, 67-84 (01/19/19)
• SEC ONLY	52	ARKANSAS TRAILS, 25-27				
MISSISSIPPI STATE	61	ARKANSAS LEADS, 33-28	21-6	7-21	5-1	A - L, 75-78 (01/02/18)
• SEC ONLY	52	ARKANSAS LEADS, 27-25				
MISSOURI	50	ARKANSAS LEADS, 27-23	16-9	10-14	1-0	H - W, 72-60 (01/23/19)
• SEC ONLY	13	ARKANSAS LEADS, 8-5				
SOUTH CAROLINA	33	ARKANSAS LEADS, 20-13	11-4	6-7	3-2	N - W, 69-64 (03/08/18)
• SEC ONLY	33	ARKANSAS LEADS, 20-13				
TENNESSEE	41	ARKANSAS TRAILS, 20-21	10-4	4-12	6-5	A - L, 87-106 (01/15/19)
• SEC ONLY	37	ARKANSAS TRAILS, 17-20				
TEXAS A&M	158	ARKANSAS LEADS, 103-55	57-14	39-37	7-4	A - W, 73-71 (01/05/19)
• SEC ONLY	11	ARKANSAS LEADS, 7-4				
VANDERBILT	36	ARKANSAS LEADS, 24-12	14-3	6-8	4-1	H - W, 72-54 (02/10/18)
• SEC ONLY	33	ARKANSAS LEADS, 22-11				

Did You Know...

IN 16 YEARS AS A HEAD COACH, MIKE ANDERSON'S TEAMS HAVE:

- RANKED AMONG THE NCAA TOP 30 IN STEALS 13 TIMES, INCLUDING FIRST FOUR TIMES AND 8 TIMES IN THE TOP 10.
- RANKED AMONG THE NCAA TOP 30 IN TURNOVER MARGIN 9 TIMES, INCLUDING FIVE TIMES IN THE TOP 5.
- RANKED AMONG THE NCAA TOP 30 IN ASSISTS PER GAME 7 TIMES, INCLUDING FIRST ONCE.
- RANKED AMONG THE NCAA TOP 30 IN SCORING OFFENSE 7 TIMES.
- RANKED AMONG THE NCAA TOP 30 IN BLOCKED SHOTS PER GAME 6 TIMES OVER THE 8 SEASONS.
- RANKED AMONG THE NCAA TOP 30 IN ASSIST-TO-TURNOVER RATIO 6 TIMES OVER THE LAST 11 SEASONS.

NOTE: NOT ALL ABOVE STATS WERE KEPT BY NCAA EVERY YEAR



O DESI SILLS

G, Fr., 6-2, 196 | Jonesboro, Ark. / Jonesboro HS

• Name is pronounced Dez-ee

2018-19 (Fr.) HIGHLIGHTS:

- First sub off the bench (solo or tied) in 12 of the first 19 games.
- Among those without a start, leads the team in minutes off the bench (15.4).
- Hit a 3-pointer to cut Arkansas deficit to two, 12-10, versus Georgia. It was his first 3-pointer made since he scored a career-high 14 at Texas A&M (Jan. 5), snapping an 0-for-7 drought from long-range.
- Established then career-highs in scoring in four straight games: 7 vs FIU, 8 at Colorado State, 9 vs Western Kentucky and 9 again versus UTSA.
- As part of his nine points versus Western Kentucky, scored six straight over two minutes in the second half to tie the game at 62-62 (8:35 mark) and made a free throw to tie game at 70-70 with 4:32 left.
- Although he did not score in the win over Austin Peay, he was one of the top-graded players for the game ... Played a season-high 24 minutes, had five assists, two rebounds and tied a season-high with two steals ... Added three deflections.
- Had break-out game in the win at Texas A&M, scoring a career-high 14 points ... 13 of those points came in the first half, including eight straight at one spell, to lead the Razorbacks to a 33-32 halftime lead.
- Had five assists and no turnovers in 18 minutes versus LSU.



#0 DESI SILLS 2018-19 GAME STATS

Opponent	Date	GS	Min	FG	FGA	Pct	3FG	3A	Pct	FT	FTA	Pct	O	D	Tot	Avg	PF	FO	A	TO	Blk	Stl	Pts	Avg
vs Texas	11/09/18	16	1	2	.500	1	1	1.000	0	0	.000	0	1	1	1.0	2	0	0	0	0	0	3	3.0	
UC DAVIS	11/12/18	15	1	2	.500	0	0	.000	0	0	.000	0	1	1	1.0	4	0	0	2	0	0	2	2.5	
INDIANA	11/18/18	11	0	2	.000	0	1	.000	2	21.000	0	1	1	1	1.0	1	0	2	1	0	1	2	2.3	
MONTANA STATE	11/21/18	16	2	5	.400	1	4	.250	0	1	.000	0	1	1	1.0	3	0	5	1	0	2	5	3.0	
UT ARLINGTON	11/23/18	15	1	3	.333	0	2	.000	1	3	.333	1	0	1	1.0	1	0	2	4	0	1	3	3.0	
FIU	12/01/18	19	3	4	.750	0	1	.000	1	2	.500	1	2	3	1.3	3	0	6	3	0	1	7	3.7	
at Colorado State	12/05/18	16	2	3	.667	2	3	.667	2	21.000	0	1	1	1.3	3	0	2	0	0	0	0	8	4.3	
WESTERN KENTUCKY	12/08/18	16	4	6	.667	0	2	.000	1	2	.500	0	2	2	1.4	1	0	0	0	0	1	9	4.9	
vs UTSA	12/15/18	18	2	4	.500	1	2	.500	4	41.000	0	1	1	1.3	1	0	0	1	0	1	1	9	5.3	
GEORGIA TECH	12/19/18	11	2	3	.667	2	2	1.000	0	0	.000	1	1	2	1.4	1	0	0	3	0	0	6	5.4	
TEXAS STATE	12/22/18	16	0	0	.000	0	0	.000	0	0	.000	0	0	0	1.3	2	0	2	1	0	0	0	4.9	
AUSTIN PEAY	12/28/18	24	0	3	.000	0	1	.000	0	1	.000	1	2	3	1.4	3	0	5	2	0	2	0	4.5	
at Texas A&M	01/05/19	18	5	9	.556	3	6	.500	1	2	.500	1	0	1	1.4	3	0	1	3	0	0	14	5.2	
FLORIDA	01/09/19	18	0	3	.000	0	2	.000	0	0	.000	0	0	0	1.3	3	0	0	2	0	0	0	4.9	
LSU	01/12/19	18	0	4	.000	0	2	.000	0	1	.000	0	1	1	1.3	1	0	5	0	0	0	0	4.5	
at Tennessee	01/15/19	10	1	1	1.000	0	0	.000	0	0	.000	0	0	0	1.2	1	0	1	0	0	0	2	4.4	
at Ole Miss	01/19/19	7	0	0	.000	0	0	.000	2	21.000	0	0	0	1.1	1	0	0	3	0	0	0	2	4.2	
MISSOURI	01/23/19	20	3	5	.600	0	0	.000	2	3	.667	2	1	3	1.2	3	0	1	3	0	1	8	4.4	
at Texas Tech	01/26/19	8	0	1	.000	0	1	.000	1	2	.500	0	2	2	1.3	1	0	0	2	0	0	1	4.3	
GEORGIA	01/29/19	18	1	6	.167	1	4	.250	0	0	.000	0	1	1	1.3	2	0	1	0	0	1	3	4.2	
Totals		0	310	28	66	.424	11	34	.324	17	27	.630	7	18	25	1.3	40	0	33	31	0	11	84	4.2

Assists/game: 1.7
Turnovers/game: 1.6
Assist/turnover ratio: 1.1
Steals/game: 0.6

• PERSONAL BESTS •

POINTS Season: 14 at Texas A&M (01/05/19) Career: --	SEC ONLY 14 at Texas A&M (01/05/19) --
FG MADE Season: 5 at Texas A&M (01/05/19) Career: --	SEC ONLY 5 at Texas A&M (01/05/19) --
FG ATTEMPTED Season: 9 at Texas A&M (01/05/19) Career: --	SEC ONLY 9 at Texas A&M (01/05/19) --
3-POINT FG MADE Season: 3 at Texas A&M (01/05/19) Career: --	SEC ONLY 3 at Texas A&M (01/05/19) --
3-PT FG ATTEMPTS Season: 6 at Texas A&M (01/05/19) Career: --	SEC ONLY 6 at Texas A&M (01/05/19) --
FT MADE Season: 4 vs. UTSA (21/15/18) Career: --	SEC ONLY 2 vs. Missouri (01/23/19) --
FT ATTEMPTED Season: 4 vs. UTSA (21/15/18) Career: --	SEC ONLY 3 vs. Missouri (01/23/19) --
REBOUNDS Season: 3 (3x), last vs. Mizzou (01/23/19) Career: --	SEC ONLY 3 vs. Missouri (01/23/19) --
ASSISTS Season: 6 vs. FIU (12/01/18) Career: --	SEC ONLY 5 vs. LSU (01/12/19) --
STEALS Season: 2 (2x), last vs. APSU (12/28/18) Career: --	SEC ONLY 1 (2x), last vs. Georgia (01/29/19) --
BLOCKED SHOTS Season: -- Career: --	SEC ONLY -- --
MINUTES Season: 24 vs. Austin Peay (12/28/18) Career: --	SEC ONLY 18 (4x), last vs. Georgia (01/29/19) --

DESI SILLS CAREER STATISTICS

Year	GP	GS	Min	Avg	FG	FGA	Pct	3FG	3FGA	Pct	FT	FTA	Pct	Off	Def	Tot	Avg	PF	FO	Ast	TO	Blk	Stl	Pts	Avg
2018-19	20	0	310	15.5	28	66	.424	11	34	.324	17	27	.630	7	18	25	1.3	40	0	33	31	0	11	84	4.2



1 ISAIAH JOE

G, Fr., 6-5, 167 | Fort Smith, Ark. / Fort Smith Northside HS

NAMED SEC PLAYER OF THE WEEK (Dec. 3) ... 34 points and made 10-of-13 3-pointers vs. FIU.

• **20th in the NCAA in 3PT FG made (.343)**

• 2nd in the SEC in 3PT FG Made (.343), total 3's made (69); 2nd in 3PTFG% (.431)

• Scored double digits in each of the first 13 games and 15 of 20.

• Has led the team in scoring in five times

34 vs FIU | 19 vs WKU | 21 vs UTSA | 23 at Tennessee | 23 vs. Missouri

• Leads the team by taking 15 charges.

• **Among all NCAA frosh: 2nd in 3-pt FG % (.431 - leader .435); 2nd in 3's Made**

IN THE NCAA / SEC

• 20th in NCAA 2nd in SEC 3-pt FG made (.343/gm)
 • 21st in NCAA 2nd in SEC 3-pt made (69 made)
 • 29th in NCAA 2nd in SEC 3-pt FG% (.431)
 • 49th in NCAA 2nd in SEC 3-pt FG attempts (160)
 • 182nd in NCAA 7th in SEC Steals (1.58 ppg)
 • 12th in SEC Scoring (3.9)

2nd among NCAA Frosh (Antoine Davis - Detroit Mercy, NCAA-best 4.80)
 2nd among NCAA Frosh (Antoine Davis - Detroit Mercy, NCAA-best 96)
 2nd among NCAA Frosh (Cameron Tyson - Idaho; .435)

2nd among SEC Frosh (Keldon Johnson - Kentucky; 14.4)

2018-19 (Fr.) HIGHLIGHTS:

- Making 3.58 3-pointers per game to rank 7th in the NCAA ... At that pace, he would finish with 114 3's made and break the Arkansas single-season mark of 102, set by Scotty Thurman in 1994-95.
- Scored 17 in his collegiate debut versus Texas, making 5-of-8 from 3-point range.
- Struggled early versus UC Davis, but finished with 14 points with five rebounds and three steals.
- Versus Montana State, was just 2-of-10 from 3-point range, he posted season-bests in assists (5) and steals (5).
- **Named SEC Player of the Week (12/3)** ... Scored 34 points - 17 in each half - and made 10-of-13 shots from 3-point range to lead the Razorbacks to a 121-89 victory over FIU ... The 34 points are second (tied) on the Arkansas all-time list for most points by a freshman ... Is just the fourth Razorback (fifth time in school history) and just the 10th player in SEC history (11th time in league history) to make at least 10 in a game. ... After FIU trimmed its deficit to four (24-20) at 8:29 in the first half, Joe drained a 3-pointer and scored 14 points over the next 4:37 to put Arkansas up 20 ... Made six straight attempts and finished the game making 9-of-his-last-10 from long distance.
- Scored game-high 21 points versus UTSA, making 5-of-6 from 3-point range and was 6-of-6 at the line inside the final minute ... Only got one rebound, but it proved key ... On a missed Arkansas free throw, Joe got the rebound and was intentionally fouled ... Made those two free throws and two more on the ensuing possession to put the Razorbacks up 10 with 27 seconds left.
- Double-digit streak nearly ended vs. Texas State, but he was 7-of-8 from the free throw line with a 3-pointer to score 10 ... Was 6-of-7 at the line inside the final minute.
- Got off to a hot start versus Austin Peay, making 4-of-5 from 3-point range and scoring 12 of his 15 points.
- Broke out of a 2-for-10 dry spell from 3-point range over two games to lead the Hogs with 23 points at #3 Tennessee, making 7-of-13 from 3-point range ... Added four rebounds and two steals.
- He and Missouri's Mark Smith (the two rank 1-2 in SEC 3-point shooting) did not disappoint ... Joe was 7-of-12 from 3-point range and Smith was 6-of-11, scoring 23 and 22 respectively. ... Joe added three steals

#1 ISAIAH JOE 2018-19 GAME STATS

Opponent	Date	GS	Min	FG	FGA	Pct	3FG	3A	Pct	FT	FTA	Pct	O	D	Tot	Avg	PF	FO	A	TO	Blk	Stl	Pts	Avg	
vs Texas	11/09/18	*	34	6	10	.600	5	8	.625	0	0	.000	0	2	2	2.0	4	0	0	1	0	0	17	17.0	
UC DAVIS	11/12/18	*	27	4	7	.571	2	5	.400	4	6	.667	1	4	5	3.5	1	0	2	3	0	3	14	15.5	
INDIANA	11/18/18	*	33	5	15	.333	3	11	.273	0	0	.000	0	2	2	3.0	0	0	3	1	0	1	13	14.7	
MONTANA STATE	11/21/18	*	27	4	13	.308	2	10	.200	0	0	.000	1	2	3	3.0	1	0	5	2	0	5	10	13.5	
UT ARLINGTON	11/23/18	*	26	3	9	.333	2	5	.400	2	21	0.000	1	2	3	3.0	3	0	3	1	0	1	10	12.8	
FIU	12/01/18	*	28	11	14	.786	10	13	.769	2	21	0.000	0	1	1	2.7	2	0	3	1	0	0	34	16.3	
at Colorado State	12/05/18	*	23	5	12	.417	4	9	.444	0	0	.000	1	1	2	2.6	3	0	1	1	0	0	14	16.0	
WESTERN KENTUCKY	12/08/18	*	31	6	13	.462	5	10	.500	2	5	.400	0	3	3	2.6	0	0	1	0	0	1	19	16.4	
vs UTSA	12/15/18	*	30	5	9	.556	5	6	.833	6	61	0.000	1	0	1	2.4	2	0	0	3	0	1	21	16.9	
GEORGIA TECH	12/19/18	*	31	5	17	.294	3	12	.250	0	0	.000	1	2	3	2.5	0	0	3	2	0	0	13	16.5	
TEXAS STATE	12/22/18	*	30	1	6	.167	1	5	.200	7	8	.875	1	2	3	2.5	2	0	0	0	0	3	10	15.9	
AUSTIN PEAY	12/28/18	*	21	4	9	.444	4	7	.571	3	5	.600	0	0	0	2.3	4	0	1	1	0	5	15	15.8	
at Texas A&M	01/05/19	*	27	3	8	.375	3	7	.429	2	4	.500	0	2	2	2.3	2	0	1	1	0	1	11	15.5	
FLORIDA	01/09/19	*	35	2	10	.200	2	9	.222	0	1	.000	0	3	3	2.4	2	0	3	3	1	1	6	14.8	
LSU	01/12/19	*	34	2	5	.400	0	1	.000	1	2	.500	2	3	5	2.5	4	0	2	2	0	1	5	14.1	
at Tennessee	01/15/19	*	30	7	15	.467	7	13	.538	2	21	0.000	2	2	4	2.6	1	0	0	0	0	2	23	14.7	
at Ole Miss	01/19/19	*	33	4	11	.364	3	9	.333	0	0	.000	2	3	5	2.8	0	0	1	0	0	0	11	14.5	
MISSOURI	01/23/19	*	33	8	13	.615	7	12	.583	0	0	.000	0	1	1	2.7	2	0	2	2	0	3	23	14.9	
at Texas Tech	01/26/19	*	29	1	6	.167	0	5	.000	3	31	0.000	0	0	0	2.5	2	0	1	1	0	2	5	14.4	
GEORGIA	01/29/19	*	21	1	4	.250	1	3	.333	0	0	.000	0	0	0	2.4	1	0	0	0	0	1	3	13.9	
Totals			20	583	87	206	.422	69	160	.431	34	46	.739	13	35	48	2.4	36	0	32	25	1	31	277	13.9

Assists/game: 1.6
 Turnovers/game: 1.3
 Assist/turnover ratio: 1.3
 Steals/game: 1.6
 Blocks/game: 0.1



• PERSONAL BESTS •

POINTS Season: 34 vs. FIU (12/01/18) Career: --	SEC ONLY 23 (2x), last vs. Mizzou (01/23/19) --
FG MADE Season: 11 vs. FIU (12/01/18) Career: --	SEC ONLY 8 vs. Missouri (01/23/19) --
FG ATTEMPTED Season: 17 vs. Ga Tech (12/19/18) Career: --	SEC ONLY 15 at Tennessee (01/15/19) --
3-POINT FG MADE Season: 10 vs. FIU (12/01/18) Career: --	SEC ONLY 7 (2x), last vs. Mizzou (01/23/19) --
3-PT FG ATTEMPTS Season: 13 vs. FIU (12/01/18) Career: --	SEC ONLY 13 at Tennessee (01/15/19) --
FT MADE Season: 7 vs. Texas State (12/22/18) Career: --	SEC ONLY 2 (2x), last at Tenn. (01/15/19) --
FT ATTEMPTED Season: 8 vs. Texas State (12/22/18) Career: --	SEC ONLY 4 at Texas A&M (01/05/19) --
REBOUNDS Season: 5 (3x), last at Ole Miss (01/19/19) Career: --	SEC ONLY 5 (2x), last at Ole Miss (01/19/19) --
ASSISTS Season: 5 vs. Montana State (11/21/18) Career: --	SEC ONLY 3 vs. Florida (01/09/19) --
STEALS Season: 5 (2x), last vs. APSU (2/28/18) Career: --	SEC ONLY 3 vs. Missouri (01/23/19) --
BLOCKED SHOTS Season: 1 vs. Florida (01/09/19) Career: --	SEC ONLY 1 vs. Florida (01/09/19) --
MINUTES Season: 35 vs. Florida (01/09/19) Career: --	SEC ONLY 35 vs. Florida (01/09/19) --

ISAIAH JOE CAREER STATISTICS

Year	GP	GS	Min	Avg	FG	FGA	Pct	3FG	3FGA	Pct	FT	FTA	Pct	Off	Def	Tot	Avg	PF	FO	Ast	TO	Blk	Stl	Pts	Avg
2018-19	20	20	583	29.2	87	206	.422	69	160	.431	34	46	.739	13	35	48	2.4	36	0	32	25	1	31	277	13.9



2 ADRIO BAILEY

F, Jr., 6-6, 222 | Campti, La. / Lakeview HS

- Name is pronounced A-Dree-O (with a long A)
- Voted team tri-captain for the 2018-19 season
- Represents Arkansas on the SEC Men's Basketball Leadership Council

2018-19 (Jr.) HIGHLIGHTS:

- Second on the team with 60 deflections, including eight at Colorado State, seven versus FIU, six versus Western Kentucky and five each versus UC Davis and UT Arlington.
- Set a career-highs in points (20), free throws made (9) and free throws attempted (11) in the win over UC Davis ... Helped put the game out of reach, scoring eight (with six free throws) inside the final five minutes during a 22-1 run ... Also attempted and later made his first career 3-pointer.
- Was perfect from the field (5-for-5) versus Montana State in scoring 10 points.
- Had season-high and tied career high with three steals versus UTA, adding 14 pts (making 6-of-8 FT) and 5 rebs.
- Posted a career-high eight rebounds at Colorado State, adding three assists and two blocked shots.
- Only made two baskets in eight minutes versus Austin Peay, but both were dunks to start second half and set the stage for a high-energy period.
- Versus LSU, scored eight points and had three assists, tying a career high ... Had a big two-minute spurt in the second half when LSU threatened to take complete control of the game, Bailey scored six points and had two rebounds to keep the Tigers within striking distance with 11 minutes to left in regulation.
- Took a career-high nine shots at #3 Tennessee, making three and scoring seven points.
- Scored eight points (3-of-4 shooting from the field and 2-of-4 from FT line) at #13 Texas Tech.



#2 ADRIO BAILEY 2018-19 GAME STATS

Opponent	Date	GS	Min	FG	FGA	Pct	3FG	3A	Pct	FT	FTA	Pct	O	D	Tot	Avg	PF	FO	A	TO	Blk	Stl	Pts	Avg
vs Texas	11/09/18	*	35	4	5	.800	0	1	.000	0	2	.000	0	5	5	5.0	3	0	1	1	1	1	8	8.0
UC DAVIS	11/12/18	*	26	5	8	.625	1	2	.500	9	11	.818	0	4	4	4.5	2	0	2	0	0	2	20	14.0
INDIANA	11/18/18	*	25	2	7	.286	0	1	.000	0	0	.000	0	1	1	3.3	3	0	1	0	0	1	4	10.7
MONTANA STATE	11/21/18	*	19	5	5	1.000	0	0	.000	0	0	.000	2	1	3	3.3	4	0	2	0	1	0	10	10.5
UT ARLINGTON	11/23/18	*	24	4	6	.667	0	0	.000	6	8	.750	2	3	5	3.6	2	0	1	1	2	3	14	11.2
FIU	12/01/18	*	16	4	6	.667	0	0	.000	2	4	.500	0	5	5	3.8	5	1	1	0	4	1	10	11.0
at Colorado State	12/05/18	*	28	5	7	.714	0	0	.000	0	2	.000	2	6	8	4.4	1	0	3	2	2	1	10	10.9
WESTERN KENTUCKY	12/08/18	*	26	0	4	.000	0	0	.000	0	2	.000	1	4	5	4.5	4	0	0	1	1	0	0	9.5
vs UTSA	12/15/18	*	13	1	5	.200	0	0	.000	0	0	.000	0	3	3	4.3	4	0	0	2	2	0	2	8.7
GEORGIA TECH	12/19/18	*	11	0	4	.000	0	0	.000	0	0	.000	2	0	2	4.1	1	0	0	1	0	1	0	7.8
TEXAS STATE	12/22/18	*	11	0	3	.000	0	1	.000	0	0	.000	1	2	3	4.0	3	0	0	2	0	0	0	7.1
AUSTIN PEAY	12/28/18	*	8	2	3	.667	0	0	.000	1	2	.500	0	1	1	3.8	3	0	0	1	0	0	5	6.9
at Texas A&M	01/05/19	*	25	2	7	.286	0	0	.000	1	3	.333	2	3	5	3.8	1	0	0	0	0	0	5	6.8
FLORIDA	01/09/19	*	21	2	8	.250	0	0	.000	0	0	.000	1	4	5	3.9	3	0	0	0	1	2	4	6.6
LSU	01/12/19	*	15	3	7	.429	0	0	.000	2	2	1.000	1	2	3	3.9	0	0	3	0	1	0	8	6.7
at Tennessee	01/15/19	*	25	3	9	.333	0	0	.000	1	2	.500	1	1	2	3.8	5	1	0	5	0	0	7	6.7
at Ole Miss	01/19/19	*	10	2	4	.500	0	0	.000	0	0	.000	1	1	2	3.6	2	0	2	0	0	0	4	6.5
MISSOURI	01/23/19	*	8	0	2	.000	0	0	.000	1	2	.500	0	0	0	3.4	2	0	0	0	0	0	1	6.2
at Texas Tech	01/26/19	*	24	3	4	.750	0	0	.000	2	4	.500	0	2	2	3.4	0	0	1	1	0	2	8	6.3
GEORGIA	01/29/19	*	16	4	7	.571	0	0	.000	0	0	.000	0	2	2	3.3	4	0	0	0	0	0	8	6.4
Totals			18	386	51	111	.459	1	5	.200	25	44	.568	16	50	66	3.3	52	2	17	17	15	128	6.4

Assists/game: 0.9
Turnovers/game: 0.9
Assist/turnover ratio: 1.0
Steals/game: 0.7
Blocks/game: 0.8

• PERSONAL BESTS •

POINTS	SEC ONLY
Season: 20 vs. UC Davis (11/12/18)	8 (2x), last vs. Georgia (01/29/19)
Career: 20 vs. UC Davis (11/12/18)	10 at Mississippi State (01/02/18)
FG MADE	SEC ONLY
Season: 5 (2x), last vs. MSU (11/21/18)	4 vs. Georgia (01/29/19)
Career: 7 (2x), last vs. Samford (11/10/17)	5 at Mississippi State (01/02/18)
FG ATTEMPTED	SEC ONLY
Season: 9 at Tennessee (01/15/19)	9 at Tennessee (01/15/19)
Season: 9 at Tennessee (01/15/19)	9 at Tennessee (01/15/19)
3-POINT FG MADE	SEC ONLY
Season: 1 vs. UC Davis (11/12/18)	--
Career: 1 vs. UC Davis (11/12/18)	--
3-PT FG ATTEMPTS	SEC ONLY
Season: 2 vs. UC Davis (11/12/18)	--
Career: 2 vs. UC Davis (11/12/18)	--
FT MADE	SEC ONLY
Season: 9 vs. UC Davis (11/12/18)	2 vs. LSU (01/12/19)
Career: 9 vs. UC Davis (11/12/18)	2 (2x) vs. LSU (01/12/19)
FT ATTEMPTED	SEC ONLY
Season: 11 vs. UC Davis (11/12/18)	3 at Texas A&M (01/05/19)
Career: 11 vs. UC Davis (11/12/18)	6 vs. South Carolina (03/08/18)
REBOUNDS	SEC ONLY
Season: 8 at Colorado State (21/05/18)	5 (2x), last vs. Florida (01/09/19)
Career: 8 at Colorado State (21/05/18)	6 at Mississippi State (01/02/18)
ASSISTS	SEC ONLY
Season: 3 (2x), last vs. LSU (01/12/19)	3 vs. LSU (01/12/19)
Career: 3 (3x), last at LSU (01/12/19)	3 (3x), last vs. LSU (01/12/19)
STEALS	SEC ONLY
Season: 3 vs. UTA (11/23/18)	2 vs. Florida (01/09/19)
Career: 3 (2x), last vs. UTA (11/23/18)	2 (2x), last vs. Florida (01/09/19)
BLOCKED SHOTS	SEC ONLY
Season: 4 vs. FIU (12/01/18)	1 vs. Florida (01/09/19)
Career: 5 vs. North Carolina (11/24/17)	2 vs. Vanderbilt (02/27/17)
MINUTES	SEC ONLY
Season: 35 vs. Texas (11/09/18)	25 (2x), last at Tenn. (01/15/19)
Career: 35 vs. Texas (11/09/18)	25 (2x), last at Tenn. (01/15/19)

ADRIO BAILEY CAREER STATISTICS

Year	GP	GS	Min	Avg	FG	FGA	Pct	3FG	3FGA	Pct	FT	FTA	Pct	Off	Def	Tot	Avg	PF	FO	Ast	TO	Blk	Stl	Pts	Avg
2016-17	27	2	200	7.4	22	39	.564	0	0	.000	6	19	.316	13	22	35	1.3	29	0	7	11	7	14	50	1.9
2017-18	31	16	439	14.2	53	98	.541	0	0	.000	20	33	.606	29	50	79	2.5	59	1	17	18	23	15	126	4.1
2018-19	20	18	386	19.3	51	111	.459	1	5	.200	25	44	.568	16	50	66	3.3	52	2	17	17	15	14	128	6.4
TOTAL	78	36	1025	13.1	126	248	.508	1	5	.200	51	96	.531	58	122	180	2.3	140	3	41	46	45	43	304	3.9



5 JALEN HARRIS

G, RSo., 6-2, 166 | Wilson, N.C. / Word of God Christian Acad. / New Mexico

• Voted team tri-captain for the 2018-19 season.

IN THE NCAA/SEC

- 7th in NCAA • **1st in SEC** in assist-to-turnover ratio (3.61) – 119 assists vs 33 turnovers
- 24th in NCAA • 3rd in the SEC in assists per game (6.0)
- 29th in NCAA • 3rd in the SEC in total assists (119).

2018-19 (RSo.) HIGHLIGHTS:

- On pace, to finish 191 this season ... The Arkansas single-season record for assists is 219, set by Kareem Reid in 1995-96.
- Dished out four assists in each of the first three games (12 total) of the season ... Next six games, had 56 assists with just five turnovers with four double-digit assist games.
- Run started by getting a then career-high 11 assists versus Montana State (with just one turnover) ... Added 11 points against the Bobcats for his first career double-double.
- Had 10 assists, with just one turnover, versus FIU.
- Dished out a career-high 12 assists at Colorado State (with just two turnovers) ... Also had career-high four steals.
- Scored in double figures three times, including a season-high 14 versus UTA (making career-highs 8-of-11 FT).
- Versus Western Kentucky, had seven assists and no turnovers in 37 minutes ... Added 13 points, four rebounds and two steals.
- Tallied second career double-double, getting 11 points and dishing out 10 assists – with zero turnovers – versus UTSA ... Made 7-of-8 from the free throw line.
- Had seven assists and just one turnover vs. Austin Peay ... Made just his second 3-pointer of the season, but it was huge to give Arkansas a 9-point lead with 1:48 left.
- Tied career high with 15 points at Texas A&M – his best in an Arkansas uniform ... Also his first time to lead the team in scoring ... Added nine assists with zero turnovers in 36 minutes of playing time.
- Had his fifth game with no turnovers, playing 32 minutes versus Missouri ... Handed out six assists, scored 10 points and had three steals.
- At #13 Texas Tech, scored 11 points and had three steals ... Made a basket between mid-court and top of the key to give Arkansas a 33-30 lead at the break ... Also hit a layup at the final buzzer to provide 67-64 final score.
- Had a career-high two blocked shots versus Georgia as Arkansas blocked 14 as a team ... Added 13 points.



#5 JALEN HARRIS 2018-19 GAME STATS

Opponent	Date	GS	Min	FG	FGA	Pct	3FG	3A	Pct	FT	FTA	Pct	O	D	Tot	Avg	PF	FO	A	TO	Blk	Stl	Pts	Avg	
vs Texas	11/09/18	*	39	3	12	.250	0	5	.000	5	6	.833	3	2	5	5.0	2	0	4	2	0	3	11	11.0	
UC DAVIS	11/12/18	*	28	1	6	.167	0	1	.000	0	0	.000	0	2	2	3.5	2	0	4	0	0	1	2	6.5	
INDIANA	11/18/18	*	25	1	5	.200	1	3	.333	2	21.000	0	2	2	3.0	3	0	4	2	0	1	5	6.0		
MONTANA STATE	11/21/18	*	25	4	7	.571	1	3	.333	2	21.000	0	2	2	2.8	2	0	11	1	0	0	11	7.3		
UT ARLINGTON	11/23/18	*	31	3	6	.500	0	1	.000	8	11	.727	0	3	3	2.8	1	0	6	1	0	0	14	8.6	
FIU	12/01/18	*	26	2	6	.333	0	1	.000	5	6	.833	0	3	3	2.8	2	0	10	1	0	0	9	8.7	
at Colorado State	12/05/18	*	32	4	8	.500	0	2	.000	0	0	.000	1	4	5	3.1	2	0	12	2	0	4	8	8.6	
WESTERN KENTUCKY	12/08/18	*	37	6	15	.400	0	2	.000	1	2	.500	1	3	4	3.3	1	0	7	0	0	2	13	9.1	
vs UTSA	12/15/18	*	34	2	9	.222	0	3	.000	7	8	.875	0	2	2	3.1	2	0	10	0	0	0	11	9.3	
GEORGIA TECH	12/19/18	*	31	3	7	.429	0	3	.000	1	11.000	0	3	3	3.1	4	0	4	2	0	1	7	9.1		
TEXAS STATE	12/22/18	*	26	5	9	.556	0	1	.000	0	0	.000	0	0	0	2.8	3	0	1	2	1	1	10	9.2	
AUSTIN PEAY	12/28/18	*	26	1	5	.200	1	2	.500	4	6	.667	1	2	3	2.8	2	0	7	1	0	2	7	9.0	
at Texas A&M	01/05/19	*	36	4	9	.444	1	3	.333	6	11	.545	0	3	3	2.8	2	0	9	0	0	0	15	9.5	
FLORIDA	01/09/19	*	35	1	5	.200	0	3	.000	0	2	.000	0	1	1	2.7	2	0	3	3	0	0	2	8.9	
LSU	01/12/19	*	32	2	7	.286	1	4	.250	2	4	.500	0	1	1	2.6	1	0	6	5	0	0	7	8.8	
at Tennessee	01/15/19	*	28	3	7	.429	0	1	.000	0	2	.000	1	2	3	2.6	1	0	5	4	0	1	6	8.6	
at Ole Miss	01/19/19	*	30	1	4	.250	1	3	.333	0	0	.000	1	5	6	2.8	1	0	7	4	0	1	3	8.3	
MISSOURI	01/23/19	*	32	3	7	.429	0	2	.000	4	41.000	0	2	2	2.8	3	0	6	0	0	3	10	8.4		
at Texas Tech	01/26/19	*	34	4	12	.333	1	3	.333	2	21.000	0	1	1	2.7	2	0	2	3	1	3	11	8.5		
GEORGIA	01/29/19	*	33	4	12	.333	0	2	.000	5	7	.714	1	2	3	2.7	3	0	1	0	2	1	13	8.8	
Totals			20	620	57	158	.361	7	48	.146	54	76	.711	9	45	54	2.7	41	0	119	33	4	24	175	8.8

Assists/game: 6.0
Turnovers/game: 1.7
Assist/turnover ratio: 3.6
Steals/game: 1.2
Blocks/game: 0.2

• PERSONAL BESTS •

POINTS Season: 15 at Texas A&M (01/05/19) Career: 15 (2x), last at TX A&M (01/05/19)	SEC ONLY 15 at Texas A&M (01/05/19) --
FG MADE Season: 6 vs Western Ky. (12/08/18) Career: 6 vs Western Ky. (12/08/18)	SEC ONLY 4 (2x) vs. Georgia (01/29/19) --
FG ATTEMPTED Season: 15 vs Western Ky. (12/08/18) Career: 15 vs Western Ky. (12/08/18)	SEC ONLY 12 vs. Georgia (01/29/19) --
3-POINT FG MADE Season: 1 (5x) last vs. LSU (01/05/19) Career: 1 (12x), last vs. LSU (01/05/19)	SEC ONLY 1 (2x), last vs. LSU (01/12/19) --
3-PT FG ATTEMPTS Season: 5 vs. Texas (11/09/18) Career: 5 vs. Texas (11/09/18)	SEC ONLY 3 at Texas A&M (01/05/19) --
FT MADE Season: 8 vs. UTA (11/23/18) Career: 8 vs. UTA (01/23/18)	SEC ONLY 6 at Texas A&M (01/05/19) --
FT ATTEMPTED Season: 11 (2x) last at TX A&M (01/05/19) Career: 11 (2x), last at TX A&M (01/05/19)	SEC ONLY 11 at Texas A&M (01/05/19) --
REBOUNDS Season: 9 vs. FIU (12/01/18) Career: 9 (2x), last vs. FIU (12/01/18)	SEC ONLY 6 at Ole Miss (01/19/19) --
ASSISTS Season: 12 at Colorado State (12/05/18) Career: 12 at Colorado State (12/05/18)	SEC ONLY 9 at Texas A&M (01/05/19) --
STEALS Season: 4 at Colorado State (12/05/18) Career: 4 at Colorado State (12/05/18)	SEC ONLY 3 vs. Missouri (01/23/19) --
BLOCKED SHOTS Season: 2 vs. Georgia (01/29/19) Career: 2 vs. Georgia (01/29/19)	SEC ONLY 2 vs. Georgia (01/29/19) --
MINUTES Season: 39 vs. Texas (11/09/18) Career: 39 vs. Texas (11/09/18)	SEC ONLY 36 at Texas A&M (01/05/19) --

JALEN HARRIS CAREER STATISTICS

Year	GP	GS	Min	Avg	FG	FGA	Pct	3FG	3FGA	Pct	FT	FTA	Pct	Off	Def	Tot	Avg	PF	FO	Ass	TO	Blk	Stl	Pts	Avg
2016-17 *	31	18	639	20.6	47	107	.439	7	27	.259	38	51	.745	2	54	56	1.8	64	0	72	40	3	25	139	4.5
2017-18 - Redshirted																									
2018-19	20	20	620	31.0	57	158	.361	7	48	.146	54	76	.711	9	45	54	2.7	41	0	119	33	4	24	175	8.8
TOTAL *	51	38	1259	24.7	104	265	.392	14	75	.187	92	127	.724	11	99	110	2.2	105	0	191	73	7	49	314	6.2

* - 2016-17 stats from/including New Mexico



10 DANIEL GAFFORD

F, So., 6-11, 233 | El Dorado, Ark. / El Dorado HS

- SPORTING NEWS MIDSEASON ALL-AMERICAN
- CITIZEN NAISMITH TROPHY WATCH LIST
- LUTE OLSON AWARD WATCH LIST
- KAREEM ABDUL-JABBAR AWARD WATCH LIST
- PRESEASON 1ST TEAM ALL-SEC MEDIA
- PRESEASON 1ST TEAM ALL-SEC COACHES
- CONSENSUS NBA LOTTERY PICK IN 2019 MOCK DRAFTS
- Voted team tri-captain for 2018-19 ... Has 8 Double-Doubles and team is 7-1 in such games
- Team-best 99 deflections, including 10 at Colorado State, 9 vs. Austin Peay and seven twice.
- **LAST TWO 1ST HALVES (TTU/UGA): Battled fouls, combined 1-1 FG / 4-4 FT / 3 Rebs / 16 minutes**

IN THE NCAA/SEC

- 7th NCAA • 1st SEC
- 31st NCAA • 2nd SEC
- 79th NCAA • 5th SEC
- 69th NCAA • 2nd SEC

Field goal percentage (.663)

Double-Doubles (8)

Offensive Rebounds per game (2.75)

Defensive Rebounds per game (6.20)

• 44th NCAA • 2nd SEC

• 38th NCAA • 8th SEC

• 204th NCAA • 7th SEC

Rebounding (9.0)

Blocked shots per game (2.0)

Scoring (16.1)

2018-19 (So.) HIGHLIGHTS:

- Had a double-double in the opener versus Texas with 20 points and 12 rebounds, which tied a career high at the time.
- Named **SEC Player of the Week** thanks to his then-high 27 points and then career-high 12 rebounds vs. Indiana ... Scored 19, second-half points while grabbing seven rebounds and getting two steals ... Was 9-for-10 shooting in the period while the rest of the team was just 5-of-23 from the field and scored 16 points ... Three times in within the final 11 minutes, Indiana took a one-point lead and, each time, Gafford answered to put the Razorbacks back on top.
- Was 8-for-8 from the field versus Montana State (scoring 16 points) with a team-high seven rebounds ... Tied the school record for best FG% in game (with 8 attempts being minimum).
- Made career-high nine free throws (tying career-high with 10 att.) en route to 21 points vs. UTA.
- Registered third double-double – 21 points and 12 rebounds – versus FIU, adding four blocked shots.
- Battled foul trouble in first half at Colorado State and did not attempt a field goal ... Finished with 12 pts and 9 rebs.
- Fourth double-double of the season came versus UTSA, scoring 13 points with a **career-high 14 rebounds** ... Had 11 points and eight boards the second half ... Did not commit a foul and added two blocked shots and a steal.
- Fifth double-double consisted of 19 points and 10 rebounds versus Texas State ... Added two blocked shots ... **Tied career high with free throws made and set career high with 14 free throw attempts ... Also played a career-high 35 minutes.**
- For second straight game, had a double-double vs. Austin Peay (16 pts and 10 rebs) while once again playing career-high 35 minutes
- Also tied career high with three steals and added seven blocked shots ... Overall, had nine deflections.
- Battled foul trouble at Texas A&M but still recorded his third straight double-double, getting 11 points and 11 rebounds.
- Scored a **career-high 32 points vs. LSU** on 14-of-19 shooting, including a dunk with 30 seconds left to force overtime.
- Posted eighth double-double versus Missouri (13 and 10) ... Had an off-balanced shot at the buzzer to cut deficit to two at halftime that spurred second-half comeback ... Played 35 minutes with zero fouls.
- Went 7-for-7 from the field at #13 Texas Tech and led the team in scoring (16) ... Battled foul trouble in the first half, played seven minutes with two points ... Played 19 minutes in second half and made all six FG.

GAFFORD'S '18-19 DOUBLE-DOUBLES (8)

Opp	Pts	Rebs
vs. Texas	20	12
Indiana	27	12
FIU	23	12
vs. UTSA	13	14
Texas State	19	10
Austin Peay	16	10
at Texas A&M	11	11
Missouri	13	10

#10 DANIEL GAFFORD 2018-19 GAME STATS

Opponent	Date	GS	Min	FG	FGA	Pct	3FG	3A	Pct	FT	FTA	Pct	O	D	Tot	Avg	PF	FO	A	TO	Blk	Stl	Pts	Avg
vs Texas	11/09/18	*	33	8	15	.533	0	0	.000	4	9	.444	2	10	12	12.0	3	0	0	6	2	1	20	20.0
UC DAVIS	11/12/18	*	28	3	3	1.000	0	0	.000	6	9	.667	0	4	4	8.0	2	0	2	6	4	0	12	16.0
INDIANA	11/18/18	*	31	12	15	.800	0	0	.000	3	8	.375	5	7	12	9.3	2	0	0	3	3	2	27	19.7
MONTANA STATE	11/21/18	*	23	8	8	1.000	0	0	.000	0	2	.000	2	5	7	8.8	2	0	0	2	1	1	16	18.8
UT ARLINGTON	11/23/18	*	23	6	10	.600	0	0	.000	9	10	.900	2	3	5	8.0	4	0	0	1	0	2	21	19.2
FIU	12/01/18	*	23	9	12	.750	0	0	.000	5	8	.625	4	8	12	8.7	4	0	0	3	4	1	23	19.8
at Colorado State	12/05/18	*	22	5	12	.417	0	0	.000	2	4	.500	3	6	9	8.7	2	0	3	1	3	1	12	18.7
WESTERN KENTUCKY	12/08/18	*	32	7	12	.583	0	0	.000	3	31	.000	4	5	9	8.8	1	0	1	2	2	1	17	18.5
vs UTSA	12/15/18	*	29	4	6	.667	0	0	.000	5	8	.625	2	12	14	9.3	0	0	0	4	2	1	13	17.9
GEORGIA TECH	12/19/18	*	32	6	9	.667	0	0	.000	2	4	.500	3	5	8	9.2	5	1	3	3	3	1	14	17.5
TEXAS STATE	12/22/18	*	35	5	9	.556	0	0	.000	9	14	.643	2	8	10	9.3	1	0	1	1	2	0	19	17.6
AUSTIN PEAY	12/28/18	*	35	7	10	.700	0	0	.000	2	4	.500	4	6	10	9.3	3	0	0	2	4	3	16	17.5
at Texas A&M	01/05/19	*	25	5	11	.455	0	0	.000	1	2	.500	6	5	11	9.5	4	0	1	1	1	0	11	17.0
FLORIDA	01/09/19	*	27	3	4	.750	0	0	.000	3	6	.500	2	10	12	9.6	4	0	1	0	0	1	9	16.4
LSU	01/12/19	*	37	14	19	.737	0	0	.000	4	9	.444	4	3	7	9.5	4	0	0	4	2	0	32	17.5
at Tennessee	01/15/19	*	20	4	6	.667	0	0	.000	2	4	.500	3	4	7	9.3	5	1	0	2	0	2	10	17.0
at Ole Miss	01/19/19	*	31	2	6	.333	0	0	.000	5	6	.833	0	10	10	9.4	2	0	1	5	2	1	9	16.5
MISSOURI	01/23/19	*	35	6	9	.667	0	0	.000	1	5	.200	4	6	10	9.4	0	0	1	0	0	2	13	16.3
at Texas Tech	01/26/19	*	26	7	7	1.000	0	0	.000	2	5	.400	2	3	5	9.2	3	0	0	2	1	0	16	16.3
GEORGIA	01/29/19	*	22	3	4	.750	0	0	.000	5	7	.714	1	4	5	9.0	3	0	2	3	4	0	11	16.1
Totals			20	569	124	187	.663	0	0	.000	73	127	.575	55	124	179	9.0	54	2	16	51	40	321	16.1

Assists/game: 0.8
Turnovers/game: 2.6
Assist/turnover ratio: 0.3
Steals/game: 1.0
Blocks/game: 2.0

ARKANSAS CAREER BLOCKED SHOTS

- 345 Oliver Miller 1989-92
- 318 Steven Hill 2005-08
- 256 Moses Kingsley 2014-17
- 252 Andrew Lang 1985-88
- 194 Darian Townes 2005-08
- 130 Nick Davis 1996-98
- 116 DANIEL GAFFORD 2018-pres.**

DANIEL GAFFORD CAREER STATISTICS

Year	GP	GS	Min	Avg	FG	FGA	Pct	3FG	3FGA	Pct	FT	FTA	Pct	Off	Def	Tot	Avg	PF	FO	Ast	TO	Blk	Stl	Pts	Avg
2017-18	35	26	790	22.6	164	271	.605	0	0	.000	85	161	.528	77	140	217	6.2	114	3	24	37	76	19	413	11.8
2018-19	20	20	569	28.5	124	187	.663	0	0	.000	73	127	.575	55	124	179	9.0	54	2	16	51	40	20	321	16.1
TOTAL	55	46	1359	24.7	288	458	.629	0	0	.000	158	288	.549	132	264	396	7.2	168	5	40	88	116	39	734	13.3

PERSONAL BESTS

POINTS	SEC ONLY
Season: 32 vs. LSU (01/12/19)	32 vs. LSU (01/12/19)
Career: 32 vs. LSU (01/12/19)	32 vs. LSU (01/12/19)
FG MADE	SEC ONLY
Season: 14 vs. LSU (01/12/19)	14 vs. LSU (01/12/19)
Career: 14 vs. LSU (01/12/19)	14 vs. LSU (01/12/19)
FG ATTEMPTED	SEC ONLY
Season: 19 vs. LSU (01/12/19)	19 vs. LSU (01/12/19)
Career: 19 vs. LSU (01/12/19)	19 vs. LSU (01/12/19)
3-POINT FG MADE	SEC ONLY
Season: --	--
Career: --	--
3-PT FG ATTEMPTS	SEC ONLY
Season: --	--
Career: --	--
FT MADE	SEC ONLY
Season: 9 (2x), last vs TX ST (12/22/18)	5 (2x), last vs Georgia (01/29/19)
Career: 9 (2x), last vs TX ST (12/22/18)	7 at Ole Miss (02/13/18)
FT ATTEMPTED	SEC ONLY
Season: 14 vs Texas State (12/22/18)	9 vs. LSU (01/12/19)
Career: 14 vs. Texas State (12/22/18)	10 at Ole Miss (02/13/18)
REBOUNDS	SEC ONLY
Season: 14 vs. UTSA (12/15/18)	12 vs. Florida (01/05/19)
Career: 14 vs. UTSA (12/15/18)	12 vs. Florida (01/05/19)
ASSISTS	SEC ONLY
Season: 3 at Colorado State (12/05/18)	2 vs. Georgia (01/29/19)
Career: 4 vs. Oral Roberts (12/19/17)	2 (5x), last vs Georgia (01/29/19)
STEALS	SEC ONLY
Season: 3 vs. Austin Peay (12/28/18)	2 vs. Missouri (01/23/19)
Career: 3 (2x), last vs. APSU (12/28/18)	3 vs. Ole Miss (01/20/18)
BLOCKED SHOTS	SEC ONLY
Season: 4 (3x), last vs. Georgia (01/29/19)	2 (2x), last vs. Georgia (01/29/19)
Career: 7 (2x), last vs. Auburn (02/27/18)	7 (2x), last vs. Auburn (02/27/18)
MINUTES	SEC ONLY
Season: 37 vs. LSU (01/12/19)	37 vs. LSU (01/12/19)
Career: 37 vs. LSU (01/12/19)	37 vs. LSU (01/12/19)



11 KEYSHAWN EMBERY-SIMPSON

G, Fr., 6-3, 202 | Midwest City, Okla. / IMG (Fla.) Academy

2018-19 (Fr.) HIGHLIGHTS:

- Averaging 15.1 minutes off the bench, second-best on the team among those without a start.
- Averaging 4.6 ppg, best on the team among those without a start.
- **At Texas Tech, was the first sub off the bench for the first time this season ... Also first sub versus Georgia.**
- Did not commit a turnover until game five (vs. UTA) ... Only has 12 for the season ... In fact, has more steals (17) and assists (17) than turnovers (12).
- Scored seven points versus UC Davis, including five in the second half.
- Posted season highs versus FIU with three assists and three steals, while scoring seven points and adding three rebounds.
- Pumped in a then season-best 14 points at Colorado State, including eight in the first half to keep the Razorbacks in the lead while Daniel Gafford was on the bench in foul trouble ... Was 5-of-6 from the field, including 4-of-5 from 3-point range.
- Matched his then season high with 14 points versus Austin Peay ... All came in the second half - nine minutes of play ... More specifically, scored 12 points - including seven straight - during a 20-5 run to lead the Razorbacks to the win.
- At Ole Miss, scored a career-high 16 points - 12 in the second half.
- Only made one basket versus Missouri, but the banked 3-pointer gave team its first lead of the game, 30-29, with 2:10 left in the first half.



#11 KEYSHAWN EMBERY-SIMPSON 2018-19 GAME STATS

Opponent	Date	GS	Min	FG	FGA	Pct	3FG	3A	Pct	FT	FTA	Pct	O	D	Tot	Avg	PF	FO	A	TO	Blk	Stl	Pts	Avg
vs Texas	11/09/18	9	0	2	.000	0	0	.000	0	1	.000	1	1	2	2.0	0	0	0	0	0	0	0	0	0.0
UC DAVIS	11/12/18	18	2	6	.333	1	4	.250	2	21	.000	0	0	0	1.0	1	0	1	0	0	2	7	3.5	
INDIANA	11/18/18	14	1	5	.200	0	2	.000	0	0	.000	0	2	2	1.3	3	0	1	0	1	0	2	3.0	
MONTANA STATE	11/21/18	17	2	5	.400	2	5	.400	0	0	.000	0	0	0	1.0	1	0	1	0	0	1	6	3.8	
UT ARLINGTON	11/23/18	18	0	5	.000	0	4	.000	2	21	.000	0	3	3	1.4	1	0	0	1	0	0	2	3.4	
FIU	12/01/18	18	3	5	.600	1	3	.333	0	2	.000	0	3	3	1.7	1	0	3	2	0	3	7	4.0	
at Colorado State	12/05/18	16	5	6	.833	4	5	.800	0	0	.000	1	1	2	1.7	2	0	2	0	0	1	14	5.4	
WESTERN KENTUCKY	12/08/18	8	0	2	.000	0	2	.000	0	0	.000	0	0	0	1.5	2	0	0	1	0	0	0	4.8	
vs UTSA	12/15/18	11	0	2	.000	0	2	.000	2	4	.500	0	0	0	1.3	2	0	0	1	1	0	2	4.4	
GEORGIA TECH	12/19/18	12	0	2	.000	0	2	.000	0	0	.000	0	0	0	1.2	1	0	0	2	0	1	0	4.0	
TEXAS STATE	12/22/18	14	1	5	.200	0	0	.000	0	0	.000	1	1	2	1.3	1	0	0	1	0	1	2	3.8	
AUSTIN PEAY	12/28/18	13	5	8	.625	2	4	.500	2	21	.000	0	1	1	1.3	0	0	0	0	0	0	14	4.7	
at Texas A&M	01/05/19	14	0	4	.000	0	3	.000	0	0	.000	0	2	2	1.3	0	0	0	1	0	1	0	4.3	
FLORIDA	01/09/19	11	0	4	.000	0	2	.000	0	0	.000	1	2	3	1.4	0	0	0	0	0	1	0	4.0	
LSU	01/12/19	12	1	4	.250	0	3	.000	0	0	.000	0	0	0	1.3	3	0	2	0	0	2	2	3.9	
at Tennessee	01/15/19	20	1	5	.200	1	4	.250	0	0	.000	0	0	0	1.3	3	0	3	1	0	1	3	3.8	
at Ole Miss	01/19/19	20	5	8	.625	2	5	.400	4	5	.800	1	0	1	1.2	1	0	0	0	0	1	16	4.5	
MISSOURI	01/23/19	14	1	4	.250	1	2	.500	2	21	.000	0	1	1	1.2	0	0	2	1	0	0	5	4.6	
at Texas Tech	01/26/19	26	1	5	.200	0	3	.000	3	4	.750	0	1	1	1.2	3	0	1	1	0	2	5	4.6	
GEORGIA	01/29/19	16	0	4	.000	0	3	.000	0	0	.000	0	3	3	1.3	0	0	1	0	0	0	0	4.4	
Totals		0	301	28	91	.308	14	58	.241	17	24	.708	5	21	26	1.3	25	0	17	12	2	17	87	4.4

Assists/game: 0.9
Turnovers/game: 0.6
Assist/turnover ratio: 1.4
Steals/game: 0.9
Blocks/game: 0.1

• PERSONAL BESTS •

POINTS Season: 16 at Ole Miss (01/19/19) Career: --	SEC ONLY 16 at Ole Miss (01/19/19) --
FG MADE Season: 5 (3x), last at Ole Miss (01/19/19) Career: --	SEC ONLY 5 at Ole Miss (01/19/19) --
FG ATTEMPTED Season: 8 (2x), last at Ole Miss (01/19/19) Career: --	SEC ONLY 8 at Ole Miss (01/19/19) --
3-POINT FG MADE Season: 4 at Colorado State (12/05/18) Career: --	SEC ONLY 2 at Ole Miss (01/19/19) --
3-PT FG ATTEMPTS Season: 5 (3x), last at Ole Miss (01/19/19) Career: --	SEC ONLY 5 at Ole Miss (01/19/19) --
FT MADE Season: 4 at Ole Miss (01/19/19) Career: --	SEC ONLY 4 at Ole Miss (01/19/19) --
FT ATTEMPTED Season: 5 at Ole Miss (01/19/19) Career: --	SEC ONLY 5 at Ole Miss (01/19/19) --
REBOUNDS Season: 3 (4x) last vs. Georgia (01/29/19) Career: --	SEC ONLY 3 (2x) last vs. Georgia (01/29/19) --
ASSISTS Season: 3 vs. FIU (12/01/18) Career: --	SEC ONLY 2 (2x, Last vs. Missouri (01/23/19)) --
STEALS Season: 3 vs. FIU (12/01/18) Career: --	SEC ONLY 2 vs. LSU (01/12/19) --
BLOCKED SHOTS Season: 1 (2x), last vs. UTSA (12/15/18) Career: --	SEC ONLY -- --
MINUTES Season: 20 (2x) last at Ole Miss (01/19/19) Career: --	SEC ONLY 20 (2x), last at Ole Miss (01/19/19) --

KEYSHAWN EMBERY-SIMPSON CAREER STATISTICS

Year	GP	GS	Min	Avg	FG	FGA	Pct	3FG	3FGA	Pct	FT	FTA	Pct	Off	Def	Tot	Avg	PF	FO	Ast	TO	Blk	Stl	Pts	Avg
2018-19	20	0	301	15.1	28	91	.308	14	58	.241	17	24	.708	5	21	26	1.3	25	0	17	12	2	17	87	4.4



13 MASON JONES

G, So., 6-5, 207 | Desoto, Texas / Triple A Acad. / Connors State CC

- Reached double figures in 14 of 20 games ... Has led the team in scoring a team-best 7 times:
UC Davis - 21 | Montana St. - 18 | Colorado St. - 16 | Georgia Tech - 17
Texas State - 21 | Florida - 30 | Georgia - 23
- Has also led the team in assists 6 times:
Indiana - 7 | Georgia Tech - 5 | Texas St. - 4 | Florida - 3 | Tennessee - 6 | Georgia - 4
- Has led the team in scoring and assists in the same game 4 times.
- Second on the team in scoring (14.3), rebounding (4.8) and assists (6.0)
- Leads the team and ranks 01th in the league in scoring during SEC games (16.1)**

IN THE SEC

- 7th in SEC in free throws made (75)
- 7th in SEC in total 3-pointers made (2.2)
- 10th in SEC in assist-turnover ratio (1.54)
- 9th in SEC in free throw pct (.815)

2018-19 (So.) HIGHLIGHTS:

- Led the team in scoring (21) and rebounds (8) in the UC Davis win ... 15 of those points came in the first half (5-of-6 FG - 4-5 3FG) ... 7 of his 8 boards came in the 2nd half.
- Hit (and then missed on purpose) the game-winning free throw versus Indiana with 2.5 seconds left ... Finished with 11 points, five rebounds and seven assists ... Was first Razorback since Jan. 2012 to play at east 35 minutes, have at least 7 assists and commit zero turnovers.
- Scored a team-best 18 points in the Montana State win, making 6-of-8 from the field (5-of-7 from 3-pt range) ... 16 of those points came in the first half.
- Posted first career double-double - 19 points and 10 rebounds - in the win over FIU ... Was 7-of-9 from free throw line.
- Led the team in scoring (16) at Colorado State ... Got Arkansas off to great start, hitting three, 3-pointers for a 12-2, finished with 16, first-half points.
- Led the team in scoring (17) and assists (5) versus Georgia Tech ... Added six rebounds, second-best on the team ... Tied his season-high with five 3-pointers made.
- For the second straight game, led the team in scoring (21) and assists (4) versus Texas State ... Also had a career-high three steals.
- At Texas A&M, missed his first seven 3-pointers (**and 1-of-his-last-17 over 2 games**) but had the confidence to still shoot late in the game ... In fact, made three straight from long range to give Arkansas a lead it would not relinquish.
- Scored a career-high 30 points versus Florida (team scored 51), making four 3-pointers and sinking 12-of-13 at the line ... Also tied for the team lead with three assists ... With Arkansas down 15 with six to play, Jones scored 11 in a 15-2 to get the Razorbacks to within two (53-51).
- Continued strong play vs. LSU, scoring 22 points and adding six rebounds ... Was 8-of-9 at the free throw line.
- Pumped in 18 at #3 Tennessee while tying for the team lead in rebounds (7) and leading the team with six assists.
- At Ole Miss, suffered through a 1-of-10 performance from the field (0-for-6 from 3-pt range), but had a blocked shot, two steals and a **team-best seven deflections**.
- Led the team in scoring (23), rebounds (6) and assists (4) in the win over Georgia ... Had 15 of team's 1st-half 31 points, including a 3-pointer to tie game with 23 second left in half.



#13 MASON JONES 2018-19 GAME STATS

Opponent	Date	GS	Min	FG	FGA	Pct	3FG	3A	Pct	FT	FTA	Pct	O	D	Tot	Avg	PF	FO	A	TO	Blk	Stl	Pts	Avg	
vs Texas	11/09/18	*	37	3	10	.300	2	6	.333	3	4	.750	0	6	6	6.0	4	0	3	4	1	0	11	11.0	
UC DAVIS	11/12/18	*	31	6	10	.600	4	7	.571	5	7	.714	1	7	8	7.0	1	0	2	2	0	1	21	16.0	
INDIANA	11/18/18	*	38	3	8	.375	1	4	.250	4	6	.667	0	5	5	6.3	2	0	7	0	0	1	11	14.3	
MONTANA STATE	11/21/18	*	21	6	8	.750	5	7	.714	1	2	.500	0	3	3	5.5	2	0	3	3	0	2	18	15.3	
UT ARLINGTON	11/23/18	*	25	0	5	.000	0	3	.000	4	4	1.000	1	4	5	5.4	4	0	0	2	0	0	4	13.0	
FIU	12/01/18	*	25	5	8	.625	2	4	.500	7	9	.778	1	9	10	6.2	3	0	3	3	0	2	19	14.0	
at Colorado State	12/05/18	*	29	5	10	.500	4	8	.500	2	2	1.000	0	4	4	5.9	2	0	4	0	0	1	16	14.3	
WESTERN KENTUCKY	12/08/18	*	29	5	11	.455	3	8	.375	2	2	1.000	1	2	3	5.5	2	0	1	1	0	1	15	14.4	
vs UTSA	12/15/18	*	27	2	7	.286	0	2	.000	2	2	1.000	0	4	4	5.3	5	1	3	3	0	0	6	13.4	
GEORGIA TECH	12/19/18	*	35	5	15	.333	5	13	.385	2	2	1.000	3	3	6	5.4	1	0	5	2	0	2	17	13.8	
TEXAS STATE	12/22/18	*	33	5	7	.714	1	3	.333	10	13	.769	0	4	4	5.3	2	0	4	1	0	3	21	14.5	
AUSTIN PEAY	12/28/18	*	30	1	10	.100	0	3	.000	0	0	.000	2	1	3	5.1	2	0	4	1	0	0	2	13.4	
at Texas A&M	01/05/19	*	24	3	11	.273	3	11	.273	0	0	.000	0	5	5	5.1	3	0	3	1	0	0	9	13.1	
FLORIDA	01/09/19	*	34	7	13	.538	4	9	.444	12	13	.923	0	2	2	4.9	0	0	3	4	1	0	30	14.3	
LSU	01/12/19	*	38	6	10	.600	2	5	.400	8	9	.889	1	5	6	4.9	3	0	1	3	0	1	22	14.8	
at Tennessee	01/15/19	*	33	7	16	.438	2	8	.250	2	3	.667	2	5	7	5.1	2	0	6	3	0	1	18	15.0	
at Ole Miss	01/19/19	*	31	1	10	.100	0	6	.000	3	4	.750	1	1	2	4.9	2	0	2	1	1	2	5	14.4	
MISSOURI	01/23/19	*	26	2	10	.200	2	8	.250	0	0	.000	0	4	4	4.8	3	0	1	5	0	1	6	13.9	
at Texas Tech	01/26/19	*	27	3	8	.375	2	6	.333	3	4	.750	0	3	3	4.7	5	1	1	0	0	1	11	13.8	
GEORGIA	01/29/19	*	32	8	14	.571	2	7	.286	5	6	.833	0	6	6	4.8	4	0	4	0	1	1	23	14.3	
Totals			20	605	83	201	.413	44	128	.344	75	92	.815	13	83	96	4.8	52	2	60	39	4	20	285	14.3

Assists/game: 3.0
Turnovers/game: 2.0
Assist/turnover ratio: 1.5
Steals/game: 1.0
Blocks/game: 0.2

PERSONAL BESTS

POINTS Season: 30 vs. Florida (01/09/19) Career: --	SEC ONLY 30 vs. Florida (01/09/19) --
FG MADE Season: 8 vs. Georgia (01/29/19) Career: --	SEC ONLY 8 vs. Georgia (01/29/19) --
FG ATTEMPTED Season: 15 vs. GA Tech (12/19/18) Career: --	SEC ONLY 14 vs. Georgia (01/29/19) --
3-POINT FG MADE Season: 5 (2x), last vs. Ga Tech (12/19/18) Career: --	SEC ONLY 4 vs. Florida (01/09/19) --
3-PT FG ATTEMPTS Season: 13 vs. GA Tech (12/19/18) Career: --	SEC ONLY 11 at Texas A&M (01/05/19) --
FT MADE Season: 12 vs. Florida (01/09/19) Career: --	SEC ONLY 12 vs. Florida (01/09/19) --
FT ATTEMPTED Season: 13 (2x), last vs. Fla (01/09/19) Career: --	SEC ONLY 13 vs. Florida (01/09/19) --
REBOUNDS Season: 10 vs. FIU (12/01/18) Career: --	SEC ONLY 6 (2x), last vs. Georgia (01/29/19) --
ASSISTS Season: 7 vs. Indiana (11/18/18) Career: --	SEC ONLY 4 vs. Georgia (01/29/19) --
STEALS Season: 3 vs. Texas State (21/22/18) Career: --	SEC ONLY 1 (3x), last vs. Georgia (01/29/19) --
BLOCKED SHOTS Season: 1 (4x), last vs. Georgia (01/29/19) Career: --	SEC ONLY 1 (3x), last vs. Georgia (01/29/19) --
MINUTES Season: 38 (2x), last vs. LSU (01/12/19) Career: --	SEC ONLY 38 vs. LSU (01/12/19) --

MASON JONES CAREER STATISTICS

Year	GP	GS	Min	Avg	FG	FGA	Pct	3FG	3FGA	Pct	FT	FTA	Pct	Off	Def	Tot	Avg	PF	FO	Ast	TO	Blk	Stl	Pts	Avg
2018-19	20	20	605	30.3	83	201	.413	44	128	.344	75	92	.815	13	83	96	4.8	52	2	60	39	4	20	285	14.3




15 JONATHAN HOLMES

G, Jr., 5-10, 190 | Columbia, Ill. / Columbia HS

2018-19 (Jr.) HIGHLIGHTS:

- Fan favorite.
- Was the only player on the roster that had made a 3-pointer in an Arkansas uniform to start the season, hitting two last season.



#15 JONATHAN HOLMES 2018-19 GAME STATS

Opponent	Date	GS	Min	FG	FGA	Pct	3FG	3A	Pct	FT	FTA	Pct	O	D	Tot	Avg	PF	FO	A	TO	Blk	Stl	Pts	Avg
vs Texas	11/09/18	DNP																						
UC DAVIS	11/12/18	DNP																						
INDIANA	11/18/18	DNP																						
MONTANA STATE	11/21/18	3		0	3	.000	0	2	.000	0	0	.000	0	0	0	0.0	1	0	0	0	0	0	0	0
UT ARLINGTON	11/23/18	1		0	1	.000	0	0	.000	0	0	.000	0	0	0	0.0	0	0	0	0	0	0	0	0
FIU	12/01/18	3		0	1	.000	0	1	.000	0	0	.000	0	0	0	0.0	0	0	0	0	0	0	0	0
at Colorado State	12/05/18	DNP																						
WESTERN KENTUCKY	12/08/18	DNP																						
vs UTSA	12/15/18	DNP																						
GEORGIA TECH	12/19/18	DNP																						
TEXAS STATE	12/22/18	DNP																						
AUSTIN PEAY	12/28/18	DNP																						
at Texas A&M	01/05/19	DNP																						
FLORIDA	01/09/19	DNP																						
LSU	01/12/19	DNP																						
at Tennessee	01/15/19	DNP																						
at Ole Miss	01/19/19	DNP																						
MISSOURI	01/23/19	DNP																						
at Texas Tech	01/26/19	DNP																						
GEORGIA	01/29/19	DNP																						
Totals		0	7	0	5	.000	0	3	.000	0	0	.000	0	0	0	0.0	1	0	0	0	0	0	0	0

Games played: 3
Minutes/game: 2.3
FG Pct: 0.0
3FG Pct: 0.0

• PERSONAL BESTS •

POINTS	SEC ONLY
Season: --	--
Career: 3, (2x), last vs. ORU (12/19/17)	2 (2x), last vs. Vandy (02/10/18)
FG MADE	SEC ONLY
Season: --	--
Career: 1 (7x), last vs. Vandy (02/10/18)	1 vs. Vanderbilt (02/10/18)
FG ATTEMPTED	SEC ONLY
Season: 3 vs. Montana State (11/21/18)	--
Career: 3 vs. Montana State (11/21/18)	1 (5x), last vs. TX A&M (02/14/18)
3-POINT FG MADE	SEC ONLY
Season: --	--
Career: 1 (2x), last vs. Troy (12/16/17)	--
3-PT FG ATTEMPTS	SEC ONLY
Season: 2 vs. Montana State (11/21/18)	--
Career: 2 vs. Austin Peay (12/03/16)	1 (2x), last vs. Ole Miss (02/18/17)
FT MADE	SEC ONLY
Season: --	--
Career: 1 vs. Samford (11/10/17)	--
FT ATTEMPTED	SEC ONLY
Season: --	--
Career: 2 vs. Samford (11/10/17)	--
REBOUNDS	SEC ONLY
Season: --	--
Career: 1 (4x), last vs. Vandy (02/10/18)	1 vs. Vanderbilt (02/10/18)
ASSISTS	SEC ONLY
Season: --	--
Career: 1 vs. Samford (11/10/17)	--
STEALS	SEC ONLY
Season: --	--
Career: 1 vs. Bucknell (11/12/17)	--
BLOCKED SHOTS	SEC ONLY
Season: --	--
Career: --	--
MINUTES	SEC ONLY
Season: 3 (2x) last vs. FIU (12/01/18)	--
Career: 4 vs. UConn (11/26/17)	1 (5x), last vs. TX A&M (02/17/18)

JONATHAN HOLMES CAREER STATISTICS

Year	GP	GS	Min	Avg	FG	FGA	Pct	3FG	3FGA	Pct	FT	FTA	Pct	Off	Def	Tot	Avg	PF	FO	Ast	TO	Blk	Stl	Pts	Avg
2016-17	6	0	7	1.2	1	5	.200	0	4	.000	0	0	.000	0	1	1	0.2	1	0	0	0	0	0	2	0.3
2017-18	11	0	18	1.6	6	15	.400	2	6	.333	1	2	.500	2	1	3	0.3	1	0	1	2	0	1	15	1.4
2018-19	3	0	7	2.3	0	5	.000	0	3	.000	0	0	.000	0	0	0	0.0	1	0	0	0	0	0	0	0.0
TOTAL	20	0	32	1.6	7	25	.280	2	13	.154	1	2	.500	2	2	4	0.2	3	0	1	2	0	1	17	0.9



22 GABE OSABUOHEN

F, So., 6-8, 221 | Toronto, Canada / Southwest Christian Acad. (Ark.)

• Pronounced Oh-sah-BOY-en.

• Last season 8 SEC gms 72 min. 12 pts 14 rebs

• This season: 7 SEC gms 105 min 27 pts 24 rebs

• In the first two SEC games this season, set career highs in rebounds – first getting seven at Texas A&M and followed by getting eight versus Florida.

• Scored a career-high 13 points at Ole Miss.

• Second the team with 14 charges taken ... Has 46 deflections, best among those without a start.

• First sub off the bench (solo or tied) in 14 of the first 20 games.

• Has been praised by Coach Anderson for having a positive impact on the game in areas other than scoring ... High energy guy off the bench, gets deflections, takes charges and hits the boards.

2018-19 (So.) HIGHLIGHTS:

- Hit his first career 3-pointer versus Indiana (missing the five six of his career) at the first half drew to a close to give the Razorbacks a 38-35 lead.
- Perhaps best all-around game came versus Texas State ... In addition to drawing two charges and getting three deflections, hit his second career 3-pointer as the Hogs went on a 17-0 run ... Tied career high with five rebounds while handing out a career-high four assists.
- Set or tied then career highs in points (6), rebounds (7) and steals (2) at Texas A&M ... Also took a charge while playing 18 minutes, his most in an SEC game.
- Grabbed a career-best eight boards versus Florida.
- Was 5-of-7 at the free throw line at #3 Tennessee, both career highs.
- Scored a career-high 13 points at Ole Miss while taking two charges.
- Hit his third career 3-pointer at #13 Texas Tech as part of 8-0 run in the first half.
- Despite foul trouble, had a well-rounded game in Georgia win ... Drained a 3-pointer, took a charge and had three rebounds, three assists (most in SEC game) and career-high two blocked shots

#22 GABE OSABUOHEN 2018-19 GAME STATS

Opponent	Date	GS	Min	FG	FGA	Pct	3FG	3A	Pct	FT	FTA	Pct	O	D	Tot	Avg	PF	FO	A	TO	Blk	Stl	Pts	Avg
vs Texas	11/09/18	11	0	4	.000	0	1	.000	1	2	.500	2	1	3	3.0	1	0	0	1	1	0	1	1.0	
UC DAVIS	11/12/18	14	0	3	.000	0	1	.000	0	2	.000	2	3	5	4.0	4	0	1	0	1	1	0	0.5	
INDIANA	11/18/18	10	2	3	.667	1	1	1.000	0	0	.000	0	0	0	2.7	2	0	2	4	0	1	5	2.0	
MONTANA STATE	11/21/18	12	2	5	.400	0	2	.000	2	21	.000	1	1	2	2.5	2	0	1	0	0	2	6	3.0	
UT ARLINGTON	11/23/18	13	0	1	.000	0	0	.000	0	2	.000	1	1	2	2.4	5	1	2	2	1	0	0	2.4	
FIU	12/01/18	19	1	4	.250	0	1	.000	1	4	.250	1	4	5	2.8	4	0	1	1	1	1	3	2.5	
at Colorado State	12/05/18	9	2	5	.400	0	0	.000	1	11	.000	3	2	5	3.1	3	0	0	0	1	0	5	2.9	
WESTERN KENTUCKY	12/08/18	7	0	2	.000	0	1	.000	0	0	.000	0	1	1	2.9	2	0	0	1	0	0	0	2.5	
vs UTSA	12/15/18	10	2	6	.333	0	1	.000	0	0	.000	4	0	4	3.0	2	0	0	1	0	0	4	2.7	
GEORGIA TECH	12/19/18	10	0	0	.000	0	0	.000	2	21	.000	1	1	2	2.9	2	0	0	0	0	0	2	2.6	
TEXAS STATE	12/22/18	22	1	3	.333	1	1	1.000	1	4	.250	3	2	5	3.1	2	0	4	2	0	0	4	2.7	
AUSTIN PEAY	12/28/18	10	0	2	.000	0	0	.000	1	2	.500	2	0	2	3.0	1	0	3	0	0	1	1	2.6	
at Texas A&M	01/05/19	18	3	6	.500	0	2	.000	0	0	.000	3	4	7	3.3	4	0	1	1	1	1	6	2.8	
FLORIDA	01/09/19	14	0	1	.000	0	1	.000	0	4	.000	3	5	8	3.6	5	1	0	2	1	0	0	2.6	
LSU	01/12/19	12	0	2	.000	0	1	.000	0	0	.000	0	0	0	3.4	3	0	1	0	0	1	0	2.5	
at Tennessee	01/15/19	10	0	0	.000	0	0	.000	5	7	.714	0	1	1	3.3	5	1	0	2	0	0	5	2.6	
at Ole Miss	01/19/19	26	5	9	.556	0	0	.000	3	4	.750	2	1	3	3.2	4	0	1	4	0	1	13	3.2	
MISSOURI	01/23/19	9	0	2	.000	0	1	.000	0	0	.000	0	2	2	3.2	3	0	1	1	0	1	0	3.1	
at Texas Tech	01/26/19	14	1	3	.333	1	1	1.000	0	0	.000	1	1	2	3.1	1	0	0	3	0	0	3	3.1	
GEORGIA	01/29/19	16	1	2	.500	1	2	.500	0	1	.000	0	3	3	3.1	1	0	3	0	2	2	3	3.1	
Totals		0	266	20	63	.317	4	17	.235	17	37	.459	29	33	62	3.1	56	3	21	25	9	12	61	3.1

Assists/game: 1.1

Turnovers/game: 1.3

Assist/turnover ratio: 0.8

Steals/game: 0.6

Blocks/game: 0.5



• PERSONAL BESTS •

POINTS

Season: 11 at Ole Miss (01/19/19)

Season: 11 at Ole Miss (01/19/19)

SEC ONLY

11 at Ole Miss (01/19/19)

11 at Ole Miss (01/19/19)

FG MADE

Season: 5 at Ole Miss (01/19/19)

Season: 5 at Ole Miss (01/19/19)

SEC ONLY

5 at Ole Miss (01/19/19)

5 at Ole Miss (01/19/19)

FG ATTEMPTED

Season: 9 at Ole Miss (01/19/19)

Season: 9 at Ole Miss (01/19/19)

SEC ONLY

9 at Ole Miss (01/19/19)

9 at Ole Miss (01/19/19)

3-POINT FG MADE

Season: 1 (4x), last vs/ Georgia (01/29/19)

Career: 1 (4x), last vs. Georgia (01/29/19)

SEC ONLY

1 vs. Georgia (01/29/19)

1 vs. Georgia (01/29/19)

3-PT FG ATTEMPTS

Season: 2 (3x), last vs. Georgia (01/29/19)

Career: 2 (3x), last vs. Georgia (01/29/19)

SEC ONLY

2 (2x), last vs. Georgia (01/29/19)

2 (2x), last vs. Georgia (01/29/19)

FT MADE

Season: 5 at Tennessee (01/15/19)

Season: 5 at Tennessee (01/15/19)

SEC ONLY

5 at Tennessee (01/15/19)

5 at Tennessee (01/15/19)

FT ATTEMPTED

Season: 7 at Tennessee (01/15/19)

Season: 7 at Tennessee (01/15/19)

SEC ONLY

7 at Tennessee (01/15/19)

7 at Tennessee (01/15/19)

REBOUNDS

Season: 8 vs. Florida (01/09/19)

Career: 8 vs. Florida (01/09/19)

SEC ONLY

8 vs. Florida (01/09/19)

8 vs. Florida (01/09/19)

ASSISTS

Season: 4 vs. Texas State (12/22/18)

Career: 4 vs. Texas State (12/22/18)

SEC ONLY

3 vs. Georgia (01/29/19)

3 vs. Georgia (01/29/19)

STEALS

Season: 2 (2x), last vs. Georgia (01/29/19)

Career: 2 (2x), last vs. Georgia (01/29/19)

SEC ONLY

2 vs. Georgia (01/29/19)

2 vs. Georgia (01/29/19)

BLOCKED SHOTS

Season: 2 vs. Georgia (01/29/19)

Career: 2 vs. Georgia (01/29/19)

SEC ONLY

2 vs. Georgia (01/29/19)

2 vs. Georgia (01/29/19)

MINUTES

Season: 26 at Ole Miss (01/19/19)

Season: 26 at Ole Miss (01/19/19)

SEC ONLY

26 at Ole Miss (01/19/19)

26 at Ole Miss (01/19/19)

GABE OSABUOHEN CAREER STATISTICS

Year	GP	GS	Min	Avg	FG	FGA	Pct	3FG	3FGA	Pct	FT	FTA	Pct	Off	Def	Tot	Avg	PF	FO	Ast	TO	Blk	Stl	Pts	Avg
2017-18	20	0	136	6.8	10	25	.400	0	4	.000	2	10	.200	6	22	28	1.4	21	0	7	11	3	3	22	1.1
2018-19	20	0	266	13.3	20	63	.317	4	17	.235	17	37	.459	29	33	62	3.1	56	3	21	25	9	12	61	3.1
TOTAL	40	0	402	10.1	30	88	.341	4	21	.190	19	47	.404	35	55	90	2.3	77	3	28	36	12	15	83	2.1



24 ETHAN HENDERSON

F, Fr., 6-8, 210 | Little Rock, Ark. / Parkview Magnet HS

2018-19 (Fr.) HIGHLIGHTS:

- Had two rebounds and a blocked shot in eight minutes versus Montana State.
- Grabbed two rebounds and dished out first career assist in UTA win.
- Scored first points versus FIU, making a basket and a free throw, and had first steal.
- Saw his first action in eight games at #3 Tennessee and responded well .. Scored on an offensive put-back and had two steals in four minutes of action.



#24 ETHAN HENDERSON 2018-19 GAME STATS

Opponent	Date	GS	Min	FG FGA	Pct	3FG 3A	Pct	FT FTA	Pct	O	D	Tot	Avg	PF	FO	A	TO	Blk	Stl	Pts	Avg	
vs Texas	11/09/18	DNP																				
UC DAVIS	11/12/18	2		0	0	.000	0	0	.000	0	0	0	0.0	1	0	0	1	0	0	0	0.0	
INDIANA	11/18/18	DNP																				
MONTANA STATE	11/21/18	8		0	0	.000	0	0	.000	0	1	2	1.0	1	0	0	2	1	0	0	0.0	
UT ARLINGTON	11/23/18	2		0	0	.000	0	0	.000	0	2	2	1.3	1	0	1	0	0	0	0	0.0	
FIU	12/01/18	4		1	1	1.000	0	0	.000	1	2	5.00	0	0	0	1	0	0	1	3	0.8	
at Colorado State	12/05/18	2		0	0	.000	0	0	.000	0	0	0	1.0	0	0	0	0	0	0	0	0.6	
WESTERN KENTUCKY	12/08/18	DNP																				
vs UTSA	12/15/18	DNP																				
GEORGIA TECH	12/19/18	DNP																				
TEXAS STATE	12/22/18	DNP																				
AUSTIN PEAY	12/28/18	DNP																				
at Texas A&M	01/05/19	DNP																				
FLORIDA	01/09/19	DNP																				
LSU	01/12/19	DNP																				
at Tennessee	01/15/19	4		1	1	1.000	0	0	.000	0	0	1	1.0	0	0	0	0	0	2	2	0.8	
at Ole Miss	01/19/19	DNP																				
MISSOURI	01/23/19	DNP																				
at Texas Tech	01/26/19	DNP																				
GEORGIA	01/29/19	1		0	1	.000	0	0	.000	0	0	0	0.9	1	0	0	0	0	0	0	0.7	
Totals		0	23	2	3	.667	0	0	.000	1	3	3	.333	2	4	6	0.9	4	0	1	3	0.7

Assists/game: 0.1
Turnovers/game: 0.4
Assist/turnover ratio: 0.3
Steals/game: 0.4
Blocks/game: 0.1

• PERSONAL BESTS •

POINTS Season: 3 vs FIU (12/01/18) Career: --	SEC ONLY 2 at Tennessee (01/15/19) --
FG MADE Season: 1 (2x), last at Tenn. (01/15/19) Career: --	SEC ONLY 1 at Tennessee (01/15/19) --
FG ATTEMPTED Season: 1 (3x), last Vs. Georgia (01/29/19) Career: --	SEC ONLY 1 (2x), last vs. Georgia (01/29/19) --
3-POINT FG MADE Season: -- Career: --	SEC ONLY -- --
3-PT FG ATTEMPTS Season: -- Career: --	SEC ONLY -- --
FT MADE Season: 1 vs FIU (12/01/18) Career: --	SEC ONLY -- --
FT ATTEMPTED Season: 2 vs FIU (12/01/18) Career: --	SEC ONLY -- --
REBOUNDS Season: 2 (2x), last vs. UTA (11/23/18) Career: --	SEC ONLY 1 at Tennessee (01/15/19) --
ASSISTS Season: 1 vs UTA (11/23/18) Career: --	SEC ONLY -- --
STEALS Season: 2 at Tennessee (01/15/19) Career: --	SEC ONLY 2 at Tennessee (01/15/19) --
BLOCKED SHOTS Season: 1 vs. Montana State (11/21/18) Career: --	SEC ONLY -- --
MINUTES Season: 8 vs. Montana State (11/21/18) Career: --	SEC ONLY 4 at Tennessee (01/15/19) --

ETHAN HENDERSON CAREER STATISTICS

Year	GP	GS	Min	Avg	FG	FGA	Pct	3FG	3FGA	Pct	FT	FTA	Pct	Off	Def	Tot	Avg	PF	FO	Ast	TO	Blk	Stl	Pts	Avg
2018-19	7	0	23	3.3	2	3	.667	0	0	.000	1	3	.333	2	4	6	0.9	4	0	1	3	1	3	5	0.7



35 REGGIE CHANEY

F, Fr., 6-8, 222 | Tulsa, Okla. / Findlay Prep (Nev.)

- 12th in the SEC with 31 total blocked shots.
- Blocked a shot in 15 straight games (Game 2-16) ... Snapped 3-game 0-for spell with career-high five in win over Georgia.
- Earned starts versus Texas State and at Ole Miss.
- King of the bounce-back game ... Scored 2 points in 10 minutes vs FIU and bounced back to scored 11 with 8 rebs in 19 minutes at Colorado State ... Only had 7 points in 12 minutes vs Texas State but bounced back to score 12 in 25 minutes vs Austin Peay ... Had zero points in 5 minutes vs. Florida and bounced back to score 12 in 27 minutes vs LSU ... In start at Ole Miss, played 12 minutes with 4 points and 1 rebounds and bounced back to have 6 pts, 6 rebs and 4

assists vs. Mizzou in 23 minutes.

2018-19 (Fr.) HIGHLIGHTS:

- Led the team with a season-best eight rebounds versus UT Arlington ... Matched that total at Colorado State.
- Battled foul trouble versus Texas in debut, but still pulled down five rebounds and had a steal in just 11 minutes.
- Was productive in his 13 minutes versus Indiana, getting four points, three rebounds and three blocked shots
- With Daniel Gafford on the bench at Colorado State in foul trouble in the first half, Chaney stepped up and played a key role in the Razorbacks maintaining the lead ... Had nine points and five rebounds in the half and finished with a season-best 1 points while tying his season-best with eight rebounds.
- Had his best overall game versus UTSA ... Set or tied career highs in minutes (28), points (11 - tied), assists (4), steals (4) and blocked shots (3 - tied) ... "Started" the second half and he responded by going 5-of-5 from the field with two steals, three blocked shots and two assists.
- Backed that up versus Georgia Tech by playing 27 minutes and earning his third "second-half start" of the season.
- Earned first career start versus Texas State ... Had some struggles as he only played 12 minutes and committed five turnovers ... However, he scored seven points (3-of-4 FG and 1-1 FT) and pulled down six rebounds while adding two blocked shots.
- Returned to the bench - and his high-level of play - by playing 25 minutes versus Austin Peay ... Scored a career-high 12 points, making a career-best 6-of-9 shots from the field.
- Struggled in his first two SEC games, but bounced back to play perhaps his best game vs. LSU ... Tied career-highs with 12 points and four steals, adding five rebounds and two blocked shots.
- Followed that by scoring 11 at #3 Tennessee (5-of-7 FG) with six rebounds (five offensive) in 20 minutes.
- Spurred a run in the first half (two layups and a steal) to get the team going in win over Missouri ... Finished with six points, six rebounds, two steals and tied career high with four assists.
- **Blocked a career-high five shots** in the win over Georgia as team had 14 (most ever by the hogs in SEC game) ... Tied for the team lead in rebounds (6) and had two assists.



#35 REGGIE CHANEY 2018-19 GAME STATS

Opponent	Date	GS	Min	FG FGA	Pct	3FGFGA	Pct	FT FTA	Pct	O	D	Tot	Avg	PF	FO	A	TO	Blk	Stl	Pts	Avg			
vs Texas	11/09/18	11	0	1	.000	0	0	.000	0	0	0	0.000	2	3	5	5.0	4	0	3	0	1	0	0.0	
UC DAVIS	11/12/18	11	1	4	.250	0	0	.000	1	4	.250	1	0	1	3.0	3	0	0	1	1	0	3	1.5	
INDIANA	11/18/18	13	2	4	.500	0	0	.000	0	1	0.000	1	2	3	3.0	0	0	0	1	3	0	4	2.3	
MONTANA STATE	11/21/18	18	4	6	.667	0	0	.000	0	0	0.000	2	3	5	3.5	4	0	1	2	1	0	8	3.8	
UT ARLINGTON	11/23/18	18	4	7	.571	0	0	.000	0	2	0.000	2	6	8	4.4	3	0	0	3	1	0	8	4.6	
FIU	12/01/18	10	1	2	.500	0	0	.000	0	0	0.000	0	0	0	3.7	2	0	0	0	2	1	2	4.2	
at Colorado State	12/05/18	19	5	8	.625	0	0	.000	1	3	.333	3	5	8	4.3	3	0	0	1	3	0	11	5.1	
WESTERN KENTUCKY	12/08/18	14	2	4	.500	0	0	.000	0	0	0.000	0	4	4	4.3	0	0	0	1	1	0	4	5.0	
vs UTSA	12/15/18	28	5	7	.714	0	0	.000	1	2	.500	1	4	5	4.3	2	0	4	0	3	4	11	5.7	
GEORGIA TECH	12/19/18	27	3	6	.500	0	0	.000	0	0	0.000	1	3	4	4.3	2	0	1	1	3	1	6	5.7	
TEXAS STATE	12/22/18 *	12	3	4	.750	0	0	.000	1	11	0.000	1	5	6	4.5	4	0	0	5	2	0	7	5.8	
AUSTIN PEAY	12/28/18	25	6	9	.667	0	0	.000	0	0	0.000	1	3	4	4.4	2	0	1	2	1	0	12	6.3	
at Texas A&M	01/05/19	11	1	4	.250	0	0	.000	0	0	0.000	0	3	3	4.3	3	0	0	0	1	0	2	6.0	
FLORIDA	01/09/19	5	0	2	.000	0	0	.000	0	0	0.000	0	1	1	4.1	1	0	0	1	1	0	0	5.6	
LSU	01/12/19	27	6	8	.750	0	0	.000	0	1	0.000	1	4	5	4.1	5	1	1	2	2	4	12	6.0	
at Tennessee	01/15/19	20	5	7	.714	0	0	.000	1	2	.500	5	1	6	4.3	4	0	1	1	1	0	11	6.3	
at Ole Miss	01/19/19 *	12	2	3	.667	0	0	.000	0	0	0.000	1	0	1	4.1	2	0	0	0	0	0	4	6.2	
MISSOURI	01/23/19	23	3	7	.429	0	0	.000	0	0	0.000	2	4	6	4.2	4	0	4	1	0	2	6	6.2	
at Texas Tech	01/26/19	12	1	2	.500	0	0	.000	2	21	0.000	2	1	3	4.1	3	0	0	2	0	0	4	6.1	
GEORGIA	01/29/19	25	3	7	.429	0	0	.000	0	1	0.000	2	4	6	4.2	3	0	2	1	5	0	6	6.1	
Totals		2	341	57	102	.559	0	0	.000	7	19	.368	28	56	84	4.2	54	1	15	28	31	13	121	6.1

Assists/game: 0.8
Turnovers/game: 1.4
Assist/turnover ratio: 0.5
Steals/game: 0.7
Blocks/game: 1.6

• PERSONAL BESTS •

POINTS Season: 12 (2x), last vs. LSU (01/12/19) Career: --	SEC ONLY 12 vs. LSU (01/12/19) --
FG MADE Season: 6 (2x), last vs. LSU (01/12/19) Career: --	SEC ONLY 6 vs. LSU (01/12/19) --
FG ATTEMPTED Season: 9 vs. Austin Peay (12/28/18) Career: --	8 vs. LSU (01/12/19) --
3-POINT FG MADE Season: -- Career: --	SEC ONLY -- --
3-PT FG ATTEMPTS Season: -- Career: --	SEC ONLY -- --
FT MADE Season: 1 (4x), last vs. TX ST (12/22/18) Career: --	SEC ONLY 1 at Tennessee (01/15/19) --
FT ATTEMPTED Season: 4 vs. UC Davis (11/12/18) Career: --	SEC ONLY 2 at Tennessee (01/15/19) --
REBOUNDS Season: 8 (2x), last at CSU (12/05/18) Career: --	SEC ONLY 6 (3x), last vs. Georgia (01/29/19) --
ASSISTS Season: 4 (2x), last vs. Mizzou (01/23/19) Career: --	SEC ONLY 4 vs. Missouri (01/23/19) --
STEALS Season: 4 (2x), last vs. LSU (01/12/19) Career: --	SEC ONLY 4 vs. LSU (01/12/19) --
BLOCKED SHOTS Season: 5 vs. Georgia (01/29/19) Career: --	SEC ONLY 5 vs. Georgia (01/29/19) --
MINUTES Season: 28 vs. UTSA (12/15/18) Career: --	SEC ONLY 27 vs. LSU (01/12/19) --

REGGIE CHANEY CAREER STATISTICS

Year	GP	GS	Min	Avg	FG	FGA	Pct	3FG	3FGA	Pct	FT	FTA	Pct	Off	Def	Tot	Avg	PF	FO	Ast	TO	Blk	Stl	Pts	Avg
2018-19	20	2	341	17.1	57	102	.559	0	0	.000	7	19	.368	28	56	84	4.2	54	1	15	28	31	13	121	6.1

ARKANSAS RAZORBACKS

2018-19 SEASON RESULTS & LEADERS

RECORD:	OVERALL	HOME	AWAY	NEUTRAL
ALL GAMES	12-8	9-4	2-3	1-1
CONFERENCE	3-4	2-2	1-2	0-0
NON-CONFERENCE	9-4	7-2	1-1	1-1

DATE	TIME (CT)	OPPONENT	TV	R E S U L T	ATTEND	RECORD (SEC)	HIGH POINTS	HIGH REBOUNDS
11/09/18	6:00 pm	# vs Texas	ESPN	(ot) 71-73 L	1400	0-1	(20)Daniel Gafford	(12)Daniel Gafford
11/12/18	7:00 pm	+ UC DAVIS	SEC Network Plus	W 81-58	13444	1-1	(20)Mason Jones	(8)Mason Jones
11/18/18	2:30 pm	+ INDIANA	ESPN	W 73-72	17456	2-1	(27)Daniel Gafford	(12)Daniel Gafford
11/21/18	7:00 pm	+ MONTANA STATE	SEC Network Plus	W 90-68	13698	3-1	(18)Mason Jones	(7)Daniel Gafford
11/23/18	7:00 pm	+ UT ARLINGTON	SEC Network Plus	W 78-60	17403	4-1	(21)Daniel Gafford	(8)Reggie Chaney
12/01/18	7:00 pm	FIU	SEC Network Plus	W 121-89	13763	5-1	(34)Isaiah Joe	(12)Daniel Gafford
12/05/18	9:00 pm	at Colorado State	CBS Sports Network	W 98-74	3238	6-1	(16)Mason Jones	(9)Daniel Gafford
12/08/18	2:30 pm	WESTERN KENTUCKY	SEC Network	77-78 L	14488	6-2	(19)Isaiah Joe	(9)Daniel Gafford
12/15/18	7:00 pm	! vs UTSA	--	W 79-67	13728	7-2	(21)Isaiah Joe	(14)Daniel Gafford
12/19/18	8:00 pm	GEORGIA TECH	SEC Network	65-69 L	14368	7-3	(17)Mason Jones	(8)Daniel Gafford
12/22/18	1:00 pm	TEXAS STATE	SEC Network	W 73-70	13463	8-3	(21)Mason Jones	(10)Daniel Gafford
12/28/18	7:00 pm	AUSTIN PEAY	SEC Network Plus	W 76-65	14267	9-3	(16)Daniel Gafford	(10)Daniel Gafford
01/05/19	5:00 pm	* at Texas A&M	SEC Network	W 73-71	10049	10-3	1-0 (15)Jalen Harris	(11)Daniel Gafford
01/09/19	7:00 pm	* FLORIDA	SEC Network	51-57 L	17160	10-4	1-1 (30)Mason Jones	(12)Daniel Gafford
01/12/19	5:00 pm	* LSU	SEC Network	(ot) 88-94 L	17361	10-5	1-2 (32)Daniel Gafford	(7)Daniel Gafford
01/15/19	6:00 pm	* at #3 Tennessee	ESPN2	87-106 L	19282	10-6	1-3 (23)Isaiah Joe	(7)Daniel Gafford (7)Mason Jones
01/19/19	Noon	* at #18 Ole Miss	SEC Network	67-84 L	9500	10-7	1-4 (16)K. Embery-Simpson	(10)Daniel Gafford
01/23/19	8:00 pm	* MISSOURI	SEC Network	W 72-60	13881	11-7	2-4 (23)Isaiah Joe	(10)Daniel Gafford
01/26/19	5:00 pm	% at #13 Texas Tech	ESPN2	64-67 L	14290	11-8	(16)Daniel Gafford	(5)Daniel Gafford
01/29/19	6:00 pm	* GEORGIA	ESPNU	W 70-60	13970	12-8	3-4 (23)Mason Jones	(6)Mason Jones (6)Reggie Chaney
02/02/19	5:00 pm	* at #19 LSU	SEC Network					
02/05/19	8:00 pm	* VANDERBILT	SEC Network					
02/09/19	2:30 pm	* at South Carolina	SEC Network					
02/12/19	8:00 pm	* at Missouri	ESPN/ESPN2/ESPNU					
02/16/19	7:30 pm	* MISSISSIPPI STATE	SEC Network					
02/20/19	7:30 pm	* at Auburn	SEC Network					
02/23/19	7:30 pm	* TEXAS A&M	SEC Network					
02/26/19	8:00 pm	* at Kentucky	ESPN/ESPN2/SEC					
03/02/19	Noon	* OLE MISS	SEC Network					
03/06/19	7:30 pm	* at Vanderbilt	SEC Network					
03/09/19	5:00 pm	* ALABAMA	SEC Network					
03/13-17/19		^ SEC Tournament	TBD					

Home Games in CAPS | * - Conference game | # - ESPN Armed Forces Classic (Fort Bliss - El Paso, Texas) | + = Hardwood Classic
! - at Verizon Arena (North Little Rock, Ark.) | % - Big 12/SEC Challenge | ^ - SEC Tournament (Nashville, Tenn. - Bridgestone Arena)

ATTENDANCE SUMMARY	GAMES	TOTALS	AVG/GAME
HOME	13	194722	14979
AWAY	5	56359	11272
NEUTRAL	2	15128	7564
TOTAL	20	266209	13310

ARKANSAS RAZORBACKS

2018-19 SEASON STATISTICS • ALL GAMES

RECORD:	OVERALL	HOME	AWAY	NEUTRAL
ALL GAMES	12-8	9-4	2-3	1-1
CONFERENCE	3-4	2-2	1-2	0-0
NON-CONFERENCE	9-4	7-2	1-1	1-1

##	Player	GP	GS	• TOTAL •			• 3-PTS •			• REBOUNDS •			PF FO			A TO Blk Stl			Pts	Avg
				Min	Avg	FG	FGA	Pct	3FG	FGA	Pct	FT	FTA	Pct	Off	Def	Tot	Avg		
10	Daniel Gafford	20	20	569	28.5	124	187	.663	0	0	.000	73	127	.575	55	124	179	9.0	54	2
13	Mason Jones	20	20	605	30.3	83	201	.413	44	128	.344	75	92	.815	13	83	96	4.8	52	2
01	Isaiah Joe	20	20	583	29.2	87	206	.422	69	160	.431	34	46	.739	13	35	48	2.4	36	0
05	Jalen Harris	20	20	620	31.0	57	158	.361	7	48	.146	54	76	.711	9	45	54	2.7	41	0
02	Adrio Bailey	20	18	386	19.3	51	111	.459	1	5	.200	25	44	.568	16	50	66	3.3	52	2
35	Reggie Chaney	20	2	341	17.1	57	102	.559	0	0	.000	7	19	.368	28	56	84	4.2	54	1
11	K. Embery-Simpson	20	0	301	15.1	28	91	.308	14	58	.241	17	24	.708	5	21	26	1.3	25	0
00	Desi Sills	20	0	310	15.5	28	66	.424	11	34	.324	17	27	.630	7	18	25	1.3	40	0
22	Gabe Osabuohien	20	0	266	13.3	20	63	.317	4	17	.235	17	37	.459	29	33	62	3.1	56	3
25	Jordan Phillips	7	0	38	5.4	3	20	.150	0	6	.000	4	4	1.000	1	4	5	0.7	6	0
24	Ethan Henderson	7	0	23	3.3	2	3	.667	0	0	.000	1	3	.333	2	4	6	0.9	4	0
15	Jonathan Holmes	3	0	7	2.3	0	5	.000	0	3	.000	0	0	.000	0	0	0	0.0	1	0
12	Ty Stevens	1	0	1	1.0	0	0	.000	0	0	.000	0	0	.000	0	0	0	0.0	0	0
TM	TEAM.....														38	40	78	3.9	1	5
	ARKANSAS.....	20				540	1213	.445	150	459	.327	324	499	.649	216	513	729	36.5	422	10
	Opponents.....	20				478	1179	.405	163	503	.324	323	467	.692	250	527	777	38.8	459	-

SCORE BY PERIODS:	1st	2nd	OT	Total
Arkansas	729	810	15	1554
Opponents	693	726	23	1442

DEADBALL REBOUNDS:	OFF	DEF	TOTAL
Arkansas	87	21	108
Opponents	61	18	79

ARKANSAS RAZORBACKS

2018-19 STATISTICS • SEC GAMES ONLY

RECORD:	OVERALL	HOME	AWAY	NEUTRAL
SEC GAMES	3-4	2-2	1-2	0-0

##	Player	GP	GS	• TOTAL •			• 3-PTS •			• REBOUNDS •			PF FO			A TO Blk Stl			Pts	Avg
				Min	Avg	FG	FGA	Pct	3FG	FGA	Pct	FT	FTA	Pct	Off	Def	Tot	Avg		
13	Mason Jones	7	7	218	31.1	34	84	.405	15	54	.278	30	35	.857	4	28	32	4.6	17	0
10	Daniel Gafford	7	7	197	28.1	37	59	.627	0	0	.000	21	39	.538	20	42	62	8.9	22	1
01	Isaiah Joe	7	7	213	30.4	27	66	.409	23	54	.426	5	9	.556	6	14	20	2.9	12	0
05	Jalen Harris	7	7	226	32.3	18	51	.353	3	18	.167	17	30	.567	3	16	19	2.7	13	0
35	Reggie Chaney	7	1	123	17.6	20	38	.526	0	0	.000	1	4	.250	11	17	28	4.0	22	1
02	Adrio Bailey	7	6	120	17.1	16	44	.364	0	0	.000	5	9	.556	6	13	19	2.7	17	1
00	Desi Sills	7	0	109	15.6	10	28	.357	4	14	.286	5	8	.625	3	3	6	0.9	14	0
22	Gabe Osabuohien	7	0	105	15.0	9	22	.409	1	7	.143	8	16	.500	8	16	24	3.4	25	2
11	K. Embery-Simpson	7	0	107	15.3	8	33	.242	4	22	.182	6	7	.857	2	8	10	1.4	7	0
24	Ethan Henderson	2	0	5	2.5	1	2	.500	0	0	.000	0	0	.000	1	0	1	0.5	1	0
25	Jordan Phillips	1	0	2	2.0	0	1	.000	0	1	.000	0	0	.000	0	0	0	0.0	0	0
TM	TEAM.....														14	10	24	3.4	1	3
	RAZORBACKS.....	7				180	428	.421	50	170	.294	98	157	.624	78	167	245	35.0	151	5
	Opponents.....	7				175	411	.426	56	164	.341	126	168	.750	85	192	277	39.6	157	-

SCORE BY PERIODS:	1st	2nd	OT	Total
Arkansas	228	273	7	508
Opponents	278	241	13	532

DEADBALL REBOUNDS:	OFF	DEF	TOTAL
Arkansas	31	6	37
Opponents	20	6	26

2018-19 RAZORBACK GAME-BY-GAME STATISTICS

Opponent	Date	Score	W/L	• TOTAL •			• 3-PTRS •						• REBOUNDS •				PF					Pts	Avg
				FG	FGA	Pct	3FG	FGA	Pct	FT	FTA	Pct	Off	Def	Tot	Avg		A	TO	Blk	Stl		
vs Texas	11/09/18	71-73	Lot	25	61	.410	8	22	.364	13	24	.542	10	36	46	46.0	23	8	18	5	6	71	71.0
UC DAVIS	11/12/18	81-58	W	23	49	.469	8	20	.400	27	41	.659	5	26	31	38.5	21	14	15	6	10	81	76.0
INDIANA	11/18/18	73-72	W	28	64	.438	6	23	.261	11	19	.579	9	23	32	36.3	16	20	12	7	8	73	75.0
MONTANA STATE	11/21/18	90-68	W	37	70	.529	11	35	.314	5	10	.500	10	24	34	35.8	25	29	14	4	13	90	78.8
UT ARLINGTON	11/23/18	78-60	W	21	55	.382	2	16	.125	34	46	.739	14	32	46	37.8	25	15	16	4	7	78	78.6
FIU	12/01/18	121-89	W	42	69	.609	13	25	.520	24	39	.615	10	40	50	39.8	28	27	14	11	11	121	85.7
at Colorado State	12/05/18	98-74	W	38	73	.521	14	28	.500	8	14	.571	15	31	46	40.7	22	28	7	9	8	98	87.4
WESTERN KENTUCKY	12/08/18	77-78	L	30	69	.435	8	25	.320	9	16	.563	9	25	34	39.9	13	10	7	4	6	77	86.1
vs UTSA	12/15/18	79-67	W	23	55	.418	6	16	.375	27	34	.794	11	28	39	39.8	20	17	15	8	7	79	85.3
GEORGIA TECH	12/19/18	65-69	L	24	63	.381	10	32	.313	7	9	.778	13	18	31	38.9	17	16	16	6	7	65	83.3
TEXAS STATE	12/22/18	73-70	W	21	47	.447	3	11	.273	28	40	.700	9	25	34	38.5	20	12	15	5	8	73	82.4
AUSTIN PEAY	12/28/18	76-65	W	27	62	.435	7	17	.412	15	24	.625	14	20	34	38.1	21	21	11	5	14	76	81.8
at Texas A&M	01/05/19	73-71	W	26	70	.371	10	33	.303	11	22	.500	17	30	47	38.8	22	16	8	3	3	73	81.2
FLORIDA	01/09/19	51-57	L	15	50	.300	6	26	.231	15	26	.577	10	32	42	39.0	20	10	16	5	5	51	79.0
LSU	01/12/19	88-94	Lot	34	66	.515	3	16	.188	17	28	.607	11	20	31	38.5	24	21	16	5	9	88	79.6
at Tennessee	01/15/19	87-106	L	32	67	.478	10	26	.385	13	22	.591	16	17	33	38.1	28	16	19	1	9	87	80.1
at Ole Miss	01/19/19	67-84	L	22	55	.400	6	23	.261	17	21	.810	10	21	31	37.7	15	14	17	3	6	67	79.3
MISSOURI	01/23/19	72-60	W	26	59	.441	10	25	.400	10	16	.625	8	21	29	37.2	20	18	14	0	13	72	78.9
at Texas Tech	01/26/19	64-67	L	21	48	.438	4	19	.211	18	26	.692	9	18	27	36.7	20	6	17	2	10	64	78.1
GEORGIA	01/29/19	70-60	W	25	61	.410	5	21	.238	15	22	.682	6	26	32	36.5	22	14	4	14	6	70	77.7
Arkansas		1554		540	1213	.445	150	459	.327	324	499	.649	216	513	729	36.5	422	332	271	107	166	1554	77.7
Opponents		1442		478	1179	.405	163	503	.324	323	467	.692	250	527	777	38.8	459	258	332	57	114	1442	72.1

Assists/game: 16.6
 Turnovers/game: 13.6
 Assist/turnover ratio: 1.2
 Steals/game: 8.3
 Blocks/game: 5.4

2018-19 OPPONENT GAME-BY-GAME STATISTICS

Opponent	Date	Score	W/L	• TOTAL •			• 3-PTRS •			• REBOUNDS •			PF					Pts	Avg
				FG	FGA	Pct	3FG	FGA	Pct	FT	FTA	Pct		Off	Def	Tot	Avg		
vs Texas	11/09/18	71-73	Lot	21	67	.313	10	31	.323	21	30	.700	16	32	48	48.0	25	73	73.0
UC DAVIS	11/12/18	81-58	W	18	56	.321	7	29	.241	15	18	.833	11	25	36	42.0	32	58	65.5
INDIANA	11/18/18	73-72	W	27	58	.466	8	20	.400	10	15	.667	8	32	40	41.3	20	72	67.7
MONTANA STATE	11/21/18	90-68	W	21	59	.356	11	34	.324	15	24	.625	18	22	40	41.0	17	68	67.8
UT ARLINGTON	11/23/18	78-60	W	18	55	.327	6	27	.222	18	27	.667	9	27	36	40.0	34	60	66.2
FIU	12/01/18	121-89	W	31	83	.373	6	37	.162	21	34	.618	20	23	43	40.5	27	89	70.0
at Colorado State	12/05/18	98-74	W	21	54	.389	11	23	.478	21	30	.700	8	24	32	39.3	15	74	70.6
WESTERN KENTUCKY	12/08/18	77-78	L	29	58	.500	9	22	.409	11	17	.647	8	29	37	39.0	15	78	71.5
vs UTSA	12/15/18	79-67	W	21	61	.344	8	29	.276	17	24	.708	14	22	36	38.7	29	67	71.0
GEORGIA TECH	12/19/18	65-69	L	25	55	.455	5	17	.294	14	20	.700	15	28	43	39.1	16	69	70.8
TEXAS STATE	12/22/18	73-70	W	25	60	.417	12	26	.462	8	21	.381	17	25	42	39.4	29	70	70.7
AUSTIN PEAY	12/28/18	76-65	W	24	59	.407	4	25	.160	13	20	.650	15	27	42	39.6	22	65	70.2
at Texas A&M	01/05/19	73-71	W	25	61	.410	5	24	.208	16	25	.640	11	31	42	39.8	22	71	70.3
FLORIDA	01/09/19	51-57	L	18	58	.310	6	26	.231	15	19	.789	10	29	39	39.7	25	57	69.4
LSU	01/12/19	88-94	Lot	33	64	.516	10	25	.400	18	22	.818	12	24	36	39.5	28	94	71.0
at Tennessee	01/15/19	87-106	L	30	57	.526	11	18	.611	35	39	.897	12	22	34	39.1	17	106	73.2
at Ole Miss	01/19/19	67-84	L	31	64	.484	7	22	.318	15	17	.882	13	27	40	39.2	18	84	73.8
MISSOURI	01/23/19	72-60	W	19	42	.452	10	25	.400	12	17	.706	4	26	30	38.7	21	60	73.1
at Texas Tech	01/26/19	64-67	L	22	43	.512	10	19	.526	13	19	.684	6	19	25	37.9	21	67	72.7
GEORGIA	01/29/19	70-60	W	19	65	.292	7	24	.292	15	29	.517	23	33	56	38.8	26	60	72.1
Opponents		1442		478	1179	.405	163	503	.324	323	467	.692	250	527	777	38.8	459	1442	72.1
Arkansas		1554		540	1213	.445	150	459	.327	324	499	.649	216	513	729	36.5	422	1554	77.7

Assists/game: 12.9

Turnovers/game: 16.6

Assist/turnover ratio: 0.8

Steals/game: 5.7

Blocks/game: 2.9

ARKANSAS RAZORBACKS

2018-19 GAME-BY-GAME POINTS-ASSISTS-REBOUNDS

				00	01	02	05	10	11	12	13	15	22	24	35
Opponent	Date	Score	WL	SILLS	JOE	BAILEY	HARRIS	GAFFORD	EMBERY-SIMPSON	STEVENS	JONES	HOLMES	OSABUOHIE	HENDERSON	CHANEY
vs TEX	11/09/18	71-73	LOT	3-1-0	17-2-0	8-5-1	11-5-4	20-12-0	0-2-0	DNP	11-6-3	DNP	1-3-0	DNP	0-5-0
UCD	11/12/18	81-58	W	2-1-0	14-5-2	20-4-2	2-2-4	12-4-2	7-0-1	DNP	21-8-2	DNP	0-5-1	0-0-0	3-1-0
IND	11/18/18	73-72	W	2-1-2	13-2-3	4-1-1	5-2-4	27-12-0	2-2-1	DNP	11-5-7	DNP	5-0-2	DNP	4-3-0
MSU	11/21/18	90-68	W	5-1-5	10-3-5	10-3-2	11-2-11	16-7-0	6-0-1	0-0-0	18-3-3	0-0-0	6-2-1	0-2-0	8-5-1
UTA	11/23/18	78-60	W	3-1-2	10-3-3	14-5-1	14-3-6	21-5-0	2-3-0	DNP	4-5-0	0-0-0	0-2-2	0-2-1	8-8-0
FIU	12/01/18	121-89	W	7-3-6	34-1-3	10-5-1	9-3-10	23-12-0	7-3-3	DNP	19-10-3	0-0-0	3-5-1	3-1-0	2-0-0
at CSU	12/05/18	98-74	W	8-1-2	14-2-1	10-8-3	8-5-12	12-9-3	14-2-2	DNP	16-4-4	DNP	5-5-0	0-0-0	11-8-0
WKU	12/08/18	77-78	L	9-2-0	19-3-1	0-5-0	13-4-7	17-9-1	0-0-0	DNP	15-3-1	DNP	0-1-0	DNP	4-4-0
vs UTSA	12/15/18	79-67	W	9-1-0	21-1-0	2-3-0	11-2-10	13-14-0	2-0-0	DNP	6-4-3	DNP	4-4-0	DNP	11-5-4
GT	12/19/18	65-69	L	6-2-0	13-3-3	0-2-0	7-3-4	14-8-3	0-0-0	DNP	17-6-5	DNP	2-2-0	DNP	6-4-1
TXST	12/22/18	73-70	W	0-0-2	10-3-0	0-3-0	10-0-1	19-10-1	2-2-0	DNP	21-4-4	DNP	4-5-4	DNP	7-6-0
APSU	12/28/18	76-65	W	0-3-5	15-0-1	5-1-0	7-3-7	16-10-0	14-1-0	DNP	2-3-4	DNP	1-2-3	DNP	12-4-1
at TAMU	01/05/19	73-71	W	14-1-1	11-2-1	5-5-0	15-3-9	11-11-1	0-2-0	DNP	9-5-3	DNP	6-7-1	DNP	2-3-0
UF	01/09/19	51-57	L	0-0-0	6-3-3	4-5-0	2-1-3	9-12-1	0-3-0	DNP	30-2-3	DNP	0-8-0	DNP	0-1-0
LSU	01/12/19	88-94	LOT	0-1-5	5-5-2	8-3-3	7-1-6	32-7-0	2-0-2	DNP	22-6-1	DNP	0-0-1	DNP	12-5-1
at UT	01/15/19	87-106	L	2-0-1	23-4-0	7-2-0	6-3-5	10-7-0	3-0-3	DNP	18-7-6	DNP	5-1-0	2-1-0	11-6-1
at OM	01/19/19	67-84	L	2-0-0	11-5-1	4-2-2	3-6-7	9-10-1	16-1-0	DNP	5-2-2	DNP	13-3-1	DNP	4-1-0
MIZ	01/23/19	72-60	W	8-3-1	23-1-2	1-0-0	10-2-6	13-10-1	5-1-2	DNP	6-4-1	DNP	0-2-1	DNP	6-6-4
at TTU	01/26/19	64-67	L	1-2-0	5-0-1	8-2-1	11-1-2	16-5-0	5-1-1	DNP	11-3-1	DNP	3-2-0	DNP	4-3-0
UGA	01/29/19	70-60	W	3-1-1	3-0-0	8-2-0	13-3-1	11-5-2	0-3-1	DNP	23-6-4	DNP	3-3-3	0-0-0	6-6-2

ARKANSAS RAZORBACKS

2018-19 STARTING LINEUPS

Date	Opponent	GUARD	GUARD	GUARD	FORWARD	FORWARD	1st SUB	Outcome	RECORD BY LINEUP:						
Nov. 09	vs. Texas	Joe	Harris	Jones	Bailey	Gafford	Gabe	L, 71-73 ot	Joe	Harris	Jones	Bailey	Gafford	11-7	
Nov. 12	UC Davis	Joe	Harris	Jones	Bailey	Gafford	Gabe/Desi	W, 81-58	Joe	Harris	Jones	Chaney	Gafford	1-1	
Nov. 18	Indiana	Joe	Harris	Jones	Bailey	Gafford	Gabe	W, 73-72							
Nov. 21	Montana State	Joe	Harris	Jones	Bailey	Gafford	Gabe	W, 90-68							
Nov. 23	UT Arlington	Joe	Harris	Jones	Bailey	Gafford	Desi	W, 78-60							
Dec. 01	FIU	Joe	Harris	Jones	Bailey	Gafford	Gabe/Desi	W, 121-89							
Dec. 05	at Colorado State	Joe	Harris	Jones	Bailey	Gafford	Gabe	W, 98-74							
Dec. 08	Western Kentucky	Joe	Harris	Jones	Bailey	Gafford	Gabe/Desi	L, 77-78							
Dec. 15	vs. UTSA	Joe	Harris	Jones	Bailey	Gafford	Gabe/Desi	W, 79-67							
Dec. 19	Georgia Tech	Joe	Harris	Jones	Bailey	Gafford	Reggie/Desi	L, 65-69							
Dec. 22	Texas State	Joe	Harris	Jones	Chaney	Gafford	Gabe/Desi	W, 73-70							
Dec. 28	vs. Austin Peay	Joe	Harris	Jones	Bailey	Gafford	Gabe/Desi	W, 76-65							
Jan. 05	at Texas A&M	Joe	Harris	Jones	Bailey	Gafford	Gabe/Desi	W, 73-71							
Jan. 09	Florida	Joe	Harris	Jones	Bailey	Gafford	Gabe	L, 51-57							
Jan. 12	LSU	Joe	Harris	Jones	Bailey	Gafford	Gabe/Reggie	L, 88-94 ot							
Jan. 15	at Tennessee	Joe	Harris	Jones	Bailey	Gafford	Desi/Reggie	L, 87-106							
Jan. 19	at Ole Miss	Joe	Harris	Jones	Chaney	Gafford	Desi	L, 67-84							
Jan. 23	Missouri	Joe	Harris	Jones	Bailey	Gafford	Gabe/Desi	W, 72-60							
Jan. 26	at Texas Tech	Joe	Harris	Jones	Bailey	Gafford	Keyshawn	L, 64-67							
Jan. 29	Georgia	Joe	Harris	Jones	Bailey	Gafford	Key/Reggie	W, 70-60							

ARKANSAS RAZORBACKS

2018-19 SPECIALTY STATS (ARKANSAS/OPPONENT)

Opponent	Pts in Paint	Pts Off TO	2nd Chance	Fast Break	Bench	Ties	Lead Chng	Ark Largest Lead	Opp Largest Lead	Ark Led	Opp Led	Gm Tied
vs. Texas	20 / 20	14 / 13	6 / 10	2 / 2	4 / 25	6	10	8 15:02 1st	12 09:59 1st	14:56	26:52	3:12
UC Davis	26 / 18	26 / 8	5 / 11	4 / 3	12 / 17	0	0	24 00:10 2nd	--	39:02	--	0:58
Indiana	38 / 30	14 / 13	3 / 13	6 / 4	13 / 14	8	9	10 17:10 2nd	5 13:20 1st	26:13	8:31	5:16
Montana St.	46 / 16	29 / 9	7 / 20	20 / 3	25 / 9	0	0	29 04:56 2nd	--	39:55	--	0:05
UT Arlington	32 / 22	25 / 8	14 / 7	6 / 2	15 / 21	0	1	18 04:20 2nd	1 19:26 1st	38:47	0:49	0:24
FIU	52 / 50	15 / 21	12 / 21	18 / 18	26 / 29	0	0	35 00:18 2nd	--	39:52	--	0:08
at Colorado St.	40 / 20	16 / 10	22 / 5	17 / 14	38 / 7	0	0	26 01:22 2nd	--	38:57	--	0:34
Western Ky.	42 / 34	6 / 17	4 / 11	8 / 12	9 / 13	4	5	9 16:47 1st	8 12:43 2nd	23:30	15:31	0:59
vs. UTSA	30 / 24	17 / 16	11 / 9	15 / 5	26 / 12	4	6	12 00:12 2nd	5 15:45 1st	23:33	14:11	2:16
Georgia Tech	30 / 26	23 / 13	3 / 15	11 / 11	10 / 14	5	11	5 13:29 2nd	11 14:37 1st	11:45	23:28	4:37
Texas State	28 / 18	19 / 19	2 / 21	8 / 2	6 / 19	2	1	10 03:38 2nd	13 11:32 1st	26:59	11:59	1:01
Austin Peay	38 / 24	21 / 5	14 / 7	13 / 6	31 / 29	10	16	11 04:15 2nd	4 11:26 1st	18:26	13:46	7:20
at Texas A&M	26 / 38	10 / 6	18 / 16	5 / 8	22 / 13	11	16	8 14:09 1st	3 03:31 1st	23:19	7:00	9:41
Florida	18 / 18	12 / 7	2 / 5	2 / 2	0 / 10	1	1	4 18:06 1st	16 02:35 2nd	4:04	32:48	3:08
LSU	54 / 44	17 / 23	16 / 15	11 / 10	14 / 14	6	2	2 04:41 OT	13 17:17 2nd	0:30	40:11	4:19
at Tennessee	42 / 32	20 / 35	19 / 15	6 / 11	23 / 50	0	0	--	30 07:51 2nd	--	39:43	0:17
at Ole Miss	28 / 44	18 / 22	15 / 17	0 / 9	34 / 21	0	0	--	19 02:00 2nd	--	39:20	0:40
Missouri	30 / 16	27 / 13	10 / 9	8 / 4	19 / 15	0	5	12 01:26 2nd	13 11:12 1st	19:21	20:13	0:26
at Texas Tech	28 / 16	25 / 26	11 / 2	4 / 2	15 / 15	5	6	3 00:00 1st	12 08:28 2nd	1:37	35:54	2:39
Georgia	34 / 24	16 / 7	5 / 17	8 / 5	12 / 16	7	7	10 00:15 2nd	9 15:31 1st	18:09	18:12	3:39

ARKANSAS RAZORBACKS

2018-19 GAME HIGHS IN...

Opponent	DATE	SCORE	RESULT	POINTS	REBOUNDS	ASSISTS	STEALS	BLOCKED SHOTS
vs Texas	11/09/18	71-73	LOT	20-Daniel Gafford	12-Daniel Gafford	4-Jalen Harris	3-Jalen Harris	2-Daniel Gafford
UC DAVIS	11/12/18	81-58	W	21-Mason Jones	8-Mason Jones	4-Jalen Harris	3-Isaiah Joe	4-Daniel Gafford
INDIANA	11/18/18	73-72	W	27-Daniel Gafford	12-Daniel Gafford	7-Mason Jones	2-Daniel Gafford	3-Reggie Chaney Daniel Gafford
MONTANA STATE	11/21/18	90-68	W	18-Mason Jones	7-Daniel Gafford	11-Jalen Harris	5-Isaiah Joe	1-Ethan Henderson Reggie Chaney Adrio Bailey Daniel Gafford
UT ARLINGTON	11/23/18	78-60	W	21-Daniel Gafford	8-Reggie Chaney	6-Jalen Harris	3-Adrio Bailey	2-Adrio Bailey
FIU	12/01/18	121-89	W	34-Isaiah Joe	12-Daniel Gafford	10-Jalen Harris	3-K. Embery-Simpson	4-Adrio Bailey Daniel Gafford
at Colorado State	12/05/18	98-74	W	16-Mason Jones	9-Daniel Gafford	12-Jalen Harris	4-Jalen Harris	3-Daniel Gafford Reggie Chaney
WESTERN KENTUCKY	12/08/18	77-78	L	19-Isaiah Joe	9-Daniel Gafford	7-Jalen Harris	2-Jalen Harris	2-Daniel Gafford
vs UTSA	12/15/18	79-67	W	21-Isaiah Joe	14-Daniel Gafford	10-Jalen Harris	4-Reggie Chaney	3-Reggie Chaney
GEORGIA TECH	12/19/18	65-69	L	17-Mason Jones	8-Daniel Gafford	5-Mason Jones	2-Mason Jones	3-Reggie Chaney Daniel Gafford
TEXAS STATE	12/22/18	73-70	W	21-Mason Jones	10-Daniel Gafford	4-Mason Jones Gabe Osabuohien	3-Isaiah Joe Mason Jones	2-Reggie Chaney Daniel Gafford
AUSTIN PEAY	12/28/18	76-65	W	16-Daniel Gafford	10-Daniel Gafford	7-Jalen Harris	5-Isaiah Joe	4-Daniel Gafford
at Texas A&M	01/05/19	73-71	W	15-Jalen Harris	11-Daniel Gafford	9-Jalen Harris	1-Gabe Osabuohien K. Embery-Simpson Isaiah Joe	1-Reggie Chaney Daniel Gafford Gabe Osabuohien
FLORIDA	01/09/19	51-57	L	30-Mason Jones	12-Daniel Gafford	3-Mason Jones Isaiah Joe Jalen Harris	2-Adrio Bailey	1-Isaiah Joe Adrio Bailey Reggie Chaney Mason Jones Gabe Osabuohien
LSU	01/12/19	88-94	LOT	32-Daniel Gafford	7-Daniel Gafford	6-Jalen Harris	4-Reggie Chaney	2-Daniel Gafford Reggie Chaney
at Tennessee	01/15/19	87-106	L	23-Isaiah Joe	7-Mason Jones Daniel Gafford	6-Mason Jones	2-Isaiah Joe Daniel Gafford Ethan Henderson	1-Reggie Chaney
at Ole Miss	01/19/19	67-84	L	16-K. Embery-Simpson	10-Daniel Gafford	7-Jalen Harris	2-Mason Jones	2-Daniel Gafford
MISSOURI	01/23/19	72-60	W	23-Isaiah Joe	10-Daniel Gafford	6-Jalen Harris	3-Isaiah Joe Jalen Harris	None
at Texas Tech	01/26/19	64-67	L	16-Daniel Gafford	5-Daniel Gafford	2-Jalen Harris	3-Jalen Harris	1-Daniel Gafford Jalen Harris
GEORGIA	01/29/19	70-60	W	23-Mason Jones	6-Reggie Chaney Mason Jones	4-Mason Jones	2-Gabe Osabuohien	5-Reggie Chaney

LED TEAM IN POINTS (including ties)

Jones	7
Gafford	6
Joe	5
Harris	1
Embery-Simpson	1

LED TEAM IN REBS (including ties)

Gafford	17
Jones	3
Chaney	2

LED TEAM IN ASSISTS (including ties)

Harris	15
Jones	6
Osabuohien	1
Joe	1

LED TEAM IN STEALS (including ties)

Joe	7
Harris	4
Gafford	2
Jones	3
Bailey	2
Embery-Simpson	2
Osabuohien	2
Henderson	1

LED TEAM IN BLKS (including ties)

Gafford	14
Chaney	11
Bailey	4
Osabuohien	2
Jones	1
Joe	1
Henderson	1
Harris	1

GAME 1 Arkansas vs. Texas

Nov. 9, 2018 • Armed Forces Classic • Fort Bliss - El Paso, Texas • ESPN

Arkansas 71 • 0-1

#	Player	Total		3-Ptr		Rebounds			PF	TP	A	TO	Blk	Stl	Min
		FG-FGA	FG-FGA	FT-FTA	Off Def Tot	PF	TP	A TO Blk Stl Min							
02	Adrio Bailey	f	4-5	0-1	0-2	0	5	5	3	8	1	1	1	1	35
10	Daniel Gafford	f	8-15	0-0	4-9	2	10	12	3	20	0	6	2	1	33
01	Isaiah Joe	f	6-10	5-8	0-0	0	2	2	4	17	0	1	0	0	34
05	Jalen Harris	f	3-12	0-5	5-6	3	2	5	2	11	4	2	0	3	39
13	Mason Jones	f	3-10	2-6	3-4	0	6	6	4	11	3	4	1	0	37
00	Desi Sills	f	1-2	1-1	0-0	0	1	1	2	3	0	0	0	0	16
11	K. Embery-Simpson	f	0-2	0-0	0-1	1	1	2	0	0	0	0	0	0	9
22	Gabe Osabuohien	f	0-4	0-1	1-2	2	1	3	1	1	0	1	1	0	11
35	Reggie Chaney	f	0-1	0-0	0-0	2	3	5	4	0	0	3	0	1	11
	Team					0	5	5							
	Totals		25-61	8-22	13-24	10	36	46	23	71	8	18	5	6	225
	FG % 1st Half:	12-30	40.0%	2nd half:	11-24	45.8%	OT:	2-7	28.6%	Game:	25-61	41.0%	Deadball		
	3FG % 1st Half:	4-9	44.4%	2nd half:	3-9	33.3%	OT:	1-4	25.0%	Game:	8-22	36.4%	Rebounds		
	FT % 1st Half:	2-5	40.0%	2nd half:	8-13	61.5%	OT:	3-6	50.0%	Game:	13-24	54.2%	5		

Texas 73 • 1-0

#	Player	Total		3-Ptr		Rebounds			PF	TP	A	TO	Blk	Stl	Min
		FG-FGA	FG-FGA	FT-FTA	Off Def Tot	PF	TP	A TO Blk Stl Min							
20	Jericho Sims	f	4-7	0-0	6-10	2	3	5	5	14	0	4	2	0	36
21	Dylan Osetkowski	f	2-9	1-4	6-10	6	7	13	4	11	1	6	0	3	39
02	Matt Coleman III	f	0-8	0-3	2-2	0	0	0	5	2	4	1	0	1	29
12	Kerwin Roach II	f	6-18	4-11	2-2	1	10	11	2	18	2	2	0	1	39
13	Jase Febres	f	1-6	1-5	0-0	1	0	1	0	3	0	0	0	1	21
03	Courtney Ramey	f	4-6	2-3	0-0	0	3	3	4	10	2	0	0	0	16
10	Jaxson Hayes	f	1-2	0-0	0-0	4	4	8	3	2	0	1	2	0	16
33	Kamaka Hepa	f	1-2	1-1	0-0	0	1	1	0	3	0	0	0	1	5
55	Elijah Mitrou-Long	f	2-9	1-4	5-6	0	2	2	2	10	1	0	1	1	24
	Team					2	2	4							
	Totals		21-67	10-31	21-30	16	32	48	25	73	10	14	5	8	225
	FG % 1st Half:	13-34	38.2%	2nd half:	5-26	19.2%	OT:	3-7	42.9%	Game:	21-67	31.3%	Deadball		
	3FG % 1st Half:	7-19	36.8%	2nd half:	3-10	30.0%	OT:	0-2	0.0%	Game:	10-31	32.3%	Rebounds		
	FT % 1st Half:	3-4	75.0%	2nd half:	14-20	70.0%	OT:	4-6	66.7%	Game:	21-30	70.0%	3		

Officials: Jerry Pollard, Kip Kissinger, Keith Kimble

Technical fouls: Arkansas-None. Texas-None.

Attendance: 1400

2:10 in 1st half - Flagrant 1 foul on #3 (Texas) Ramey

Score by periods	1st	2nd	OT	Total
Arkansas	30	33	8	71
Texas	36	27	10	73

GAME 3 Arkansas vs. Indiana

Nov. 18, 2018 • Hardwood Showcase • Fayetteville, Ark. - Bud Walton Arena • ESPN

Indiana 72 • 3-1

#	Player	Total		3-Ptr		Rebounds			PF	TP	A	TO	Blk	Stl	Min
		FG-FGA	FG-FGA	FT-FTA	Off Def Tot	PF	TP	A TO Blk Stl Min							
03	SMITH,JUSTIN	f	1-6	0-2	1-4	0	0	0	2	3	0	2	0	0	15
13	MORGAN,JUWAN	f	6-8	2-3	1-2	3	4	7	4	15	2	2	0	0	23
00	LANGFORD,ROMEO	f	6-15	2-5	8-9	2	8	10	3	22	5	4	1	1	38
01	DURHAM,ALJAMI	f	4-9	3-4	0-0	1	2	3	3	11	3	5	0	0	36
10	PHINISEE,ROB	f	3-7	1-3	0-0	0	2	2	4	7	1	0	0	0	21
20	DAVIS,DE'RON	f	5-6	0-0	0-0	1	4	5	2	10	1	3	0	1	23
23	ANDERSON,DAMEZI	f	2-5	0-2	0-0	0	3	3	2	4	1	1	0	1	26
55	FITZNER,EVAN	f	0-2	0-1	0-0	0	5	5	0	0	0	0	0	1	18
	Team					1	4	5							
	Totals		27-58	8-20	10-15	8	32	40	20	72	13	18	1	4	200
	FG % 1st Half:	13-28	46.4%	2nd half:	14-30	46.7%	Game:	27-58	46.6%						Deadball
	3FG % 1st Half:	3-9	33.3%	2nd half:	5-11	45.5%	Game:	8-20	40.0%						Rebound
	FT % 1st Half:	6-10	60.0%	2nd half:	4-5	80.0%	Game:	10-15	66.7%						3,2

Arkansas 73 • 2-1

#	Player	Total		3-Ptr		Rebounds			PF	TP	A	TO	Blk	Stl	Min
		FG-FGA	FG-FGA	FT-FTA	Off Def Tot	PF	TP	A TO Blk Stl Min							
02	Adrio Bailey	f	2-7	0-1	0-0	0	1	1	3	4	1	0	0	1	25
10	Daniel Gafford	f	12-15	0-0	3-8	5	7	12	2	27	0	3	3	2	31
01	Isaiah Joe	f	5-15	3-11	0-0	0	2	2	0	13	3	1	0	1	33
05	Jalen Harris	f	1-5	1-3	2-2	0	2	2	3	5	4	2	0	1	25
13	Mason Jones	f	3-8	1-4	4-6	0	5	5	2	11	7	0	0	1	38
00	Desi Sills	f	0-2	0-1	2-2	0	1	1	1	2	2	1	0	1	11
11	K. Embery-Simpson	f	1-5	0-2	0-0	0	2	2	3	2	1	0	1	0	14
22	Gabe Osabuohien	f	2-3	1-1	0-0	0	0	0	2	5	2	4	0	1	10
35	Reggie Chaney	f	2-4	0-0	0-1	1	2	3	0	4	0	1	3	0	13
	Team					3	1	4							
	Totals		28-64	6-23	11-19	9	23	32	16	73	20	12	7	8	200
	FG % 1st Half:	14-31	45.2%	2nd half:	14-33	42.4%	Game:	28-64	43.8%						Deadball
	3FG % 1st Half:	4-10	40.0%	2nd half:	2-13	15.4%	Game:	6-23	26.1%						Rebound
	FT % 1st Half:	6-10	60.0%	2nd half:	5-9	55.6%	Game:	11-19	57.9%						1,2

Officials: Joe Lindsay, Keith Kimble, Gerald Williams

Technical fouls: Indiana-None. Arkansas-None.

Attendance: 17456

Tickets Scanned: 12,979

Score by periods	1st	2nd	Total
Indiana	35	37	72
Arkansas	38	35	73

GAME 2 Arkansas vs. UC Davis

Nov. 12, 2018 • Hardwood Showcase • Fayetteville, Ark. - Bud Walton Arena • SEC+

UC Davis 58 • 0-3

#	Player	Total		3-Ptr		Rebounds			PF	TP	A	TO	Blk	Stl	Min
		FG-FGA	FG-FGA	FT-FTA	Off Def Tot	PF	TP	A TO Blk Stl Min							
25	John, AJ	f	1-7	1-6	0-0	0	1	1	5	3	1	0	0	1	21
44	Goode, Garrison	f	3-4	0-0	0-0	2	3	5	3	6	0	2	0	0	32
00	Shorts II, TJ	f	5-12	0-2	4-4	3	5	8	2	14	4	7	0	0	35
05	Schneider, Siler	f	3-9	2-6	0-0	1	1	2	5	8	4	5	0	1	30
22	Mooney, Joe	f	2-6	2-6	4-6	0	1	1	4	10	1	4	0	0	19
01	Squire, Damion	f	0-0	0-0	0-0	0	0	0	2	0	0	3	0	0	4
02	Gonzalez, Stefan	f	2-10	2-9	3-4	0	6	6	3	9	1	3	0	0	27
11	Fuller, Caleb	f	0-2	0-0	0-0	0	1	1	0	0	0	0	0	0	6
13	Neufeld, Matt	f	2-5	0-0	2-2	2	4	6	3	6	0	0	0	0	17
21	Russell, Colin	f	0-1	0-0	0-0	0	1	1	1	0	0	0	0	0	5
23	Printup, Rogers	f	0-0	0-0	2-2	1	0	1	3	2	0	0	0	1	4
	Team					2	2	4							
	Totals		18-56	7-29	15-18	11	25	36	32	58	11	24	0	3	200
	FG % 1st Half:	11-28	39.3%	2nd half:	7-28	25.0%	Game:	18-56	32.1%						Deadball
	3FG % 1st Half:	4-12	33.3%	2nd half:	3-17	17.6%	Game:	7-29	24.1%						Rebounds
	FT % 1st Half:	4-4	100.0%	2nd half:	11-14	78.6%	Game:	15-18	83.3%						1,2

Arkansas 81 • 1-1

#	Player		Total		3-Ptr	Rebounds					PF	TP	A	TO	Blk	Stl	Min
			FG-FTA	FG-FGA	FT-FTA	Off	Def	Tot									
02	Adrio Bailey	f	5-8	1-2	9-11	0	4	4	2	20	2	0	0	2	26		
20	Daniel Gafford	f	3-3	0-0	6-9	0	4	4	2	12	2	6	4	0	28		
01	Isaiah Joe	f	4-7	2-5	4-6	1	4	5	1	14	2	3	0	3	27		
05	Jalen Harris	f	1-6	0-1	0-0	0	2	2	2	2	4	0	0	1	28		
13	Mason Jones	f	6-10	4-7	5-7	1	7	8	1	21	2	2	0	1	31		
00	Desi Sills	f	1-2	0-0	0-0	0	1	1	4	2	0	2	0	0	15		
11	K. Embery-Simpson	f	2-6	1-4	2-2	0	0	0	1	7	1	0	0	2	18		
22	Gabe Osabuohien	f	0-3	0-1	0-2	2	3	5	4	0	1	0	1	1	14		
24	Ethan Henderson	f	0-0	0-0	0-0	0	0	0	1	0	0	1	0	0	2		
35	Reggie Chaney	f	1-4	0-0	1-4	1	0	1	3	3	0	1	1	0	11		
	Team					0	1	1									
Totals			23-49	8-20	27-41	5	26	31	21	81	14	15	6	10	200		
FG % 1st Half: 13-28			46.4%	2nd half: 10-21	47.6%	Game: 23-49		46.9%	Deadball Rebounds 8.3								
3FG % 1st Half: 5-13			38.5%	2nd half: 3-7	42.9%	Game: 8-20		40.0%									
FT % 1st Half: 6-14			42.9%	2nd half: 21-27	77.8%	Game: 27-41		65.9%									

GAME 5 Arkansas vs. UT Arlington

Nov. 23, 2018 • Hardwood Showcase • Fayetteville, Ark. - Bud Walton Arena • SEC+

UT Arlington 60 • 3-3

#	Player	Total			3-Ptr			Rebounds			PF	TP	A TO Blk Stl				Min
		FG-FGA	FG-FGA	FT-FTA	Off	Def	Tot										
13	NARCIS,JABARI	f	1-3	0-1	1-2	1	5	6	3	3	0	1	0	0	18		
00	WARREN,BRIAN	g	4-16	0-5	7-10	1	2	3	4	15	3	4	0	3	36		
02	BRYANT,DJ	g	0-2	0-2	0-0	0	0	0	5	0	0	0	0	1	18		
05	DENNIS,EDRIC	g	5-14	4-9	5-6	0	5	5	4	19	0	3	0	1	20		
10	DAVIS,RADSHAD	g	1-3	0-0	0-0	1	3	4	4	2	0	2	0	1	24		
03	NOUHI,AYOUB	g	3-4	0-1	0-0	2	2	4	2	6	0	2	0	1	15		
04	AZORE,DAVID	g	1-3	0-0	3-4	0	5	5	5	2	4	1	0	20			
21	CASTRO,PEDRO	g	0-1	0-1	1-3	0	0	0	1	1	2	0	0	1	7		
22	JACKSON-YOUNG,TIANDR	g	2-5	2-5	0-0	0	2	2	1	6	0	0	1	0	26		
23	MWAMBA,PATRICK	g	1-4	0-3	1-2	1	2	3	4	3	0	1	0	0	16		
Team						3	1	4	1		2						
Totals			18-55	6-27	18-27	9	27	36	34	60	7	19	2	8	200		
FG % 1st Half: 8-28		28.6%	2nd half: 10-27	37.0%	Game: 18-55		32.7%	Deadball									
3FG % 1st Half: 4-17		23.5%	2nd half: 2-10	20.0%	Game: 6-27		22.2%	Rebound									
FT % 1st Half: 6-11		54.5%	2nd half: 12-16	75.0%	Game: 18-27		66.7%	3.1									

Arkansas 78 • 4-1

#	Player	Total		3-Ptr		Rebounds			PF	TP	A TO Blk Stl				Min
		FG-FGA	FG-FGA	FT-FTA	FT-FTA	Off	Def	Tot							
02	Adrio Bailey	f	4-6	0-0	6-8	2	3	5	2	14	1	1	2	3	24
10	Daniel Gafford	f	6-10	0-0	9-10	2	3	5	4	21	0	1	0	2	23
01	Isaiah Joe	g	3-9	2-5	2-2	1	2	3	3	10	3	1	0	1	26
05	Jalen Harris	g	3-6	0-1	8-11	0	3	3	1	14	6	1	0	0	31
13	Mason Jones	g	0-5	0-3	4-4	1	4	5	4	4	0	2	0	0	25
00	Desi Sills	g	1-3	0-2	1-3	1	0	1	1	3	2	4	0	1	15
11	K. Embery-Simpson	g	0-5	0-4	2-2	0	3	3	1	2	0	1	0	0	18
15	Jonathan Holmes	g	0-1	0-0	0-0	0	0	0	0	0	0	0	0	0	1
22	Gabe Osabuohien	g	0-1	0-0	0-2	1	1	2	5	0	2	2	1	0	13
24	Ethan Henderson	g	0-0	0-0	0-0	0	2	2	1	0	1	0	0	0	2
25	Jordan Phillips	g	0-2	0-1	2-2	0	1	1	0	2	0	0	0	0	4
35	Reggie Chaney	g	4-7	0-0	0-2	2	6	8	3	8	0	3	1	0	18
Team						4	4	8							
Totals			21-55	2-16	34-46	14	32	46	25	78	15	16	4	7	200
FG % 1st Half:		8-25	32.0%	2nd half:	13-30	43.3%	Game:		21-55	38.2%	Deadball				
3FG % 1st Half:		1-9	11.1%	2nd half:	1-7	14.3%	Game:		2-16	12.5%	Rebounds				
FT % 1st Half:		14-21	66.7%	2nd half:	20-25	80.0%	Game:		34-46	73.9%	4.2				

Officials: Steven Anderson, Wil Howard, Bart Lenox
Technical fouls: UT Arlington-TEAM. Arkansas-Reggie Chaney.
Attendance: 17403
Tickets Scanned: 8,317
Fouled out: Arkansas #22, Osabuohien (6:31 2H)
UT Arlington #4, Azore (2:18 2H); #2, Bryant (1:47 2H)

Score by periods	1st	2nd	Total
UT Arlington	26	34	60
Arkansas	31	47	78

Last FG - UTA 2nd-03:58, AR 2nd-00:11.

Largest lead - UTA by 1 1st-19:36, AR by 18 2nd-04:20.

UTA led for 00:49. AR led for 38:47. Game was tied for 00:24.

Points	In	Off	2nd	Fast	Bench
UTA	22	8	7	2	21
AR	32	25	14	6	15

Score tied - 0 times.

Lead changed - 1 time.

GAME 7 Arkansas at Colorado State

Dec. 5, 2018 • Fort Collins, Colo. - Moby Arena • CBS Sports Network

Arkansas 98 • 6-1

#	Player	Total		3-Ptr		Rebounds			PF	TP	A TO Blk Stl				Min
		FG-FGA	FG-FGA	FT-FTA	FT-FTA	Off	Def	Tot							
02	Adrio Bailey	f	5-7	0-0	0-2	2	6	8	1	10	3	2	2	1	28
10	Daniel Gafford	f	5-12	0-0	2-4	3	6	9	2	12	3	1	3	1	22
01	Isaiah Joe	g	5-12	4-9	0-0	1	1	2	3	14	1	1	0	0	23
05	Jalen Harris	g	4-8	0-2	0-0	1	4	5	2	8	12	2	0	4	32
13	Mason Jones	g	5-10	4-8	2-2	0	4	4	2	16	4	0	0	1	29
00	Desi Sills	g	2-3	2-3	2-2	0	1	1	3	8	2	0	0	0	16
11	K. Embery-Simpson	g	5-6	4-5	0-0	1	1	2	2	14	2	0	0	1	16
22	Gabe Osabuohien	g	2-5	0-0	1-1	3	2	5	3	5	0	0	1	0	9
24	Ethan Henderson	g	0-0	0-0	0-0	0	0	0	0	0	0	0	0	0	2
25	Jordan Phillips	g	0-2	0-1	0-0	0	1	1	1	0	1	0	0	0	4
35	Reggie Chaney	g	5-8	0-0	1-3	3	5	8	3	11	0	1	3	0	19
Team						1	0	1							
Totals			38-73	14-28	8-14	15	31	46	22	98	28	7	9	8	200
FG % 1st Half:		17-34	50.0%	2nd half:	21-39	53.8%	Game:		38-73	52.1%	Deadball				
3FG % 1st Half:		6-14	42.9%	2nd half:	8-14	57.1%	Game:		14-28	50.0%	Rebounds				
FT % 1st Half:		4-6	66.7%	2nd half:	4-8	50.0%	Game:		8-14	57.1%	2				

Colorado State 74 • 4-5

#	Player	Total		3-Ptr		Rebounds			PF	TP	A TO Blk Stl				Min
		FG-FGA	FG-FGA	FT-FTA	FT-FTA	Off	Def	Tot							
31	THISTLEWOOD,Adam	f	3-6	2-4	2-2	0	2	2	4	10	1	1	0	1	26
32	CARVACHO,Nico	c	3-7	0-0	6-10	4	7	11	5	12	3	1	0	0	27
03	MOORE,Kendle	g	5-7	2-2	4-4	0	2	2	2	16	2	0	0	1	33
15	MASINTON-BONNER,A.	g	4-11	3-6	2-2	0	2	2	1	13	0	2	0	2	34
22	PAIGE,J.D.	g	4-10	4-7	4-4	0	5	5	0	16	1	2	0	0	26
01	TYSON,Zo	g	0-1	0-0	0-1	1	3	4	1	0	1	1	1	0	14
13	JENKINS,Lorenzo	g	0-2	0-0	0-0	0	0	0	0	0	0	0	0	0	5
30	MARTIN,Kris	g	2-10	0-4	3-7	0	3	3	2	7	8	2	0	0	35
Team						3	0	3							
Totals			21-54	11-23	21-30	8	24	32	15	74	16	9	1	4	200
FG % 1st Half:		10-29	34.5%	2nd half:	11-25	44.0%	Game:		21-54	38.9%	Deadball				
3FG % 1st Half:		6-14	42.9%	2nd half:	5-9	55.6%	Game:		11-23	47.8%	Rebounds				
FT % 1st Half:		7-11	63.6%	2nd half:	14-19	73.7%	Game:		21-30	70.0%	3				

Officials: Randy McCall, Verne Harris, D.G. Nelson
Technical fouls: Arkansas-None. Colorado State-None.
Attendance: 3238

Score by periods	1st	2nd	Total
Arkansas	44	54	98
Colorado State	33	41	74

Last FG - AR 2nd-00:36, CSU 2nd-00:56.

Largest lead - AR by 26 2nd-01:22, CSU None.

AR led for 38:57. CSU led for 00:00. Game was tied for 00:34.

Score tied - 0 times.

Lead changed - 0 times.

GAME 6 Arkansas vs. FIU

Dec. 1, 2018 • Fayetteville, Ark. - Bud Walton Arena • SEC+

FIU 89 • 7-2

#	Player		Total			3-Ptr			Rebounds				PF	TP	A TO Blk Stl				Min
			FG-FGA	FG-FGA	FT-FTA	Off	Def	Tot	Off	Def	Tot	Off			Def	Tot			
10	ANDREWS, Devon	f	2-7	0-1	0-0	1	2	3	4	4	1	1	0	1	16				
22	DIENG, Elhadji	c	1-2	0-0	0-0	2	1	3	5	2	0	3	1	0	11				
03	JACOB, Trejon	g	9-18	2-6	0-1	2	6	8	0	20	2	1	0	0	36				
04	BEARD, JR., Brian	g	5-15	1-7	10-12	3	5	8	4	21	6	1	0	5	32				
20	NUNEZ, JR., Willy	g	4-14	3-13	2-2	0	2	2	0	13	0	0	0	0	28				
01	BANKS, Isaiah	g	4-10	0-5	3-7	5	1	6	3	11	1	1	1	0	23				
02	VEIRA, Cordell	g	0-3	0-2	0-0	0	0	0	1	0	2	1	0	1	10				
06	DAYE, JR., Antonio	g	5-10	0-1	5-10	1	2	3	3	15	2	4	0	0	26				
15	AMETEPE, James	g	1-1	0-0	0-0	0	0	0	2	2	0	0	0	0	3				
31	DOUGLAS, Michael	g	0-3	0-2	1-2	1	3	4	5	1	2	2	0	1	15				
	Team					5	1	6							200				
Totals			31-83	6-37	21-34	20	23	43	27	89	16	14	2	8	150				
FG % 1st Half: 10-35			28.6%	2nd half: 21-48	43.8%	Game: 31-83			37.3%	Deadball									
3FG % 1st Half: 3-18			16.7%	2nd half: 3-19	15.8%	Game: 6-37			16.2%	Rebound									
FT % 1st Half: 12-17			70.6%	2nd half: 9-17	52.9%	Game: 21-34			61.8%	5.1									

GAME 9 Arkansas vs. UTSA

Dec. 15, 2018 • North Little Rock, Ark. - Verizon Arena

UTSA 67 • 3-7

#	Player	Total		3-Ptr		Rebounds			PF	TP	A	TO	Blk	Stl	Min
		FG-FGA	FG-FGA	FG-FGA	FG-FGA	Off	Def	Tot							
03	FROHNEN, Byron	f	2-5	0-0	0-0	6	6	12	2	4	1	1	1	2	30
25	ALLEN, Nick	f	2-5	1-2	0-0	1	3	4	5	5	0	1	0	0	22
02	JACKSON, Jhivvan	g	6-19	3-11	5-10	1	1	2	5	20	2	2	0	2	32
05	DE NICOLAO, Giovanni	g	3-9	0-2	2-2	0	3	3	5	8	2	3	0	2	34
22	WALLACE, Keaton	g	6-18	4-12	2-2	0	0	0	4	18	2	3	1	1	35
04	BYNUM, Tamir		0-0	0-0	0-0	0	0	0	0	0	0	0	0	0	0+
11	IYAYE, Adokiye		1-3	0-2	1-2	0	1	1	3	3	1	0	0	0	19
15	RODRIGUEZ, Adrian		1-2	0-0	2-2	2	0	2	4	4	0	1	0	0	8
23	BIOR, Atem		0-0	0-0	5-6	0	3	3	1	5	0	1	1	0	20
Team						4	5	9							
Totals			21-61	8-29	17-24	14	22	36	29	67	8	12	3	7	200
FG % 1st Half:		10-27	37.0%	2nd half:	11-34	32.4%	Game:	21-61	34.4%	Deadball Rebounds 3.1					
3FG % 1st Half:		3-11	27.3%	2nd half:	5-18	27.8%	Game:	8-29	27.6%						
FT % 1st Half:		5-9	55.6%	2nd half:	12-15	80.0%	Game:	17-24	70.8%						

Arkansas 79 • 7-2

#	Player	Total		3-Ptr		Rebounds			PF	TP	A	TO	Blk	Stl	Min
		FG-FGA	FG-FGA	FG-FGA	FG-FGA	Off	Def	Tot							
02	Adrio Bailey	f	1-5	0-0	0-0	0	3	3	4	2	0	2	2	0	13
10	Daniel Gafford	f	4-6	0-0	5-8	2	12	14	0	13	0	4	2	1	29
01	Isaiah Joe	g	5-9	5-6	6-6	1	0	1	2	21	0	3	0	1	30
05	Jalen Harris	g	2-9	0-3	7-8	0	2	2	2	11	10	0	0	0	34
13	Mason Jones	g	2-7	0-2	2-2	0	4	4	5	6	3	3	0	0	27
00	Desi Sills		2-4	1-2	4-4	0	1	1	1	9	0	1	0	1	18
11	K. Embery-Simpson		0-2	0-2	2-4	0	0	0	2	2	0	1	1	0	11
22	Gabe Osabuohien		2-6	0-1	0-0	4	0	4	2	4	0	1	0	0	10
35	Reggie Chaney		5-7	0-0	1-2	1	4	5	2	11	4	0	3	4	28
Team						3	2	5							
Totals			23-55	6-16	27-34	11	28	39	20	79	17	15	8	7	200
FG % 1st Half:		11-31	35.5%	2nd half:	12-24	50.0%	Game:	23-55	41.8%	Deadball Rebounds 5.2					
3FG % 1st Half:		5-9	55.6%	2nd half:	1-7	14.3%	Game:	6-16	37.5%						
FT % 1st Half:		8-10	80.0%	2nd half:	19-24	79.2%	Game:	27-34	79.4%						

Officials: Brian Shey, Peter Juzenas, R.B. Clyburn

Technical fouls: UTSA-None. Arkansas-None.

Attendance: 13,728

Tickets Scanned: 12,462

Fouled out: UTSA #25, Allen (2:42.2H); #2, Jackson (0:43.9.2H)

#5, Giovanni (0:29.1.2H)

Arkansas #13, Jones (0:43.9.2H)

Score by periods	1st	2nd	Total
UTSA	28	39	67
Arkansas	35	44	79

	Points	In Paint	Off T/O	2nd Chance	Fast Break	Bench
UTSA	24	16	9	5	12	18
AR	30	17	11	15	26	26

Last FG - UTSA 2nd-00:04, AR 2nd-00:12.

Largest lead - UTSA by 5 1st-15:45, AR by 12 2nd-00:12.

UTSA led for 14:11. AR led for 23:33. Game was tied for 02:16.

Score tied - 4 times.

Lead changed - 6 times.

GAME 10 Arkansas vs. Georgia Tech

Dec. 19, 2018 • Fayetteville, Ark. - Bud Walton Arena • SEC Network

Georgia Tech 69 • 6-4

#	Player	Total		3-Ptr		Rebounds			PF	TP	A	TO	Blk	Stl	Min
		FG-FGA	FG-FGA	FG-FGA	FG-FGA	Off	Def	Tot							
05	WRIGHT, MOSES	f	1-6	0-1	2-4	1	3	4	0	4	1	0	1	0	17
12	MOORE, KHALID	f	3-7	0-1	4-6	0	3	3	2	10	3	1	0	0	34
01	BANKS III, JAMES	c	5-7	0-0	4-4	8	6	14	3	14	3	4	5	1	34
00	DEVOE, MICHAEL	g	3-10	1-4	4-5	1	2	3	1	11	2	2	0	2	33
10	ALVARADO, JOSE	g	9-15	2-5	0-1	0	9	9	1	20	1	4	0	2	40
04	ALSTON, BRANDON		1-2	0-1	0-0	0	0	0	3	2	1	4	0	0	17
13	HAYWOOD II, CURTIS		2-6	2-5	0-0	1	1	2	5	6	3	3	0	2	19
34	GUEYE, ABDOULAYE		1-2	0-0	0-0	1	1	2	0	1	2	0	0	1	6
Team						3	3	6							
Totals			25-55	5-17	14-20	15	28	43	16	69	14	20	6	8	200
FG % 1st Half:		13-31	41.9%	2nd half:	12-24	50.0%	Game:	25-55	45.5%	Deadball Rebounds 1					
3FG % 1st Half:		1-8	12.5%	2nd half:	4-9	44.4%	Game:	5-17	29.4%						
FT % 1st Half:		4-7	57.1%	2nd half:	10-13	76.9%	Game:	14-20	70.0%						

Arkansas 65 • 7-3

#	Player	Total		3-Ptr		Rebounds			PF	TP	A	TO	Blk	Stl	Min
		FG-FGA	FG-FGA	FG-FGA	FG-FGA	Off	Def	Tot							
02	Adrio Bailey	f	0-4	0-0	0-0	2	0	2	1	0	0	1	0	1	11
10	Daniel Gafford	f	6-9	0-0	2-4	3	5	8	5	14	3	3	3	1	32
01	Isaiah Joe	g	5-17	3-12	0-0	1	2	3	0	13	3	2	0	0	31
05	Jalen Harris	g	3-7	0-3	1-1	0	3	3	4	7	4	2	0	1	31
13	Mason Jones	g	5-15	5-13	2-2	3	3	6	1	17	5	2	0	2	35
00	Desi Sills		2-3	2-2	0-0	1	1	2	1	6	0	3	0	0	11
11	K. Embery-Simpson		0-2	0-2	0-0	0	0	0	1	0	0	2	0	0	12
22	Gabe Osabuohien		0-0	0-0	2-2	1	1	2	2	2	0	0	0	0	10
35	Reggie Chaney		3-6	0-0	0-0	1	3	4	2	6	1	1	3	1	27
Team						1	0	1							
Totals			24-63	10-32	7-9	13	18	31	17	65	16	16	6	7	200
FG % 1st Half:		11-25	44.0%	2nd half:	13-38	34.2%	Game:	24-63	38.1%	Deadball Rebounds 0.2					
3FG % 1st Half:		6-17	35.3%	2nd half:	4-15	26.7%	Game:	10-32	31.3%						
FT % 1st Half:		4-6	66.7%	2nd half:	3-3	100.0%	Game:	7-9	77.8%						

Officials: Tony Greene, Bart Lenox, Steven Anderson

Technical fouls: Georgia Tech-None. Arkansas-None.

Attendance: 14,368

Tickets scanned: 8,132

Fouled Out Georgia Tech: #13, Haywood (0:39.9.2H)

Fouled Out Arkansas: #10, Gafford (0:36.9.2H)

Score by periods	1st	2nd	Total
Georgia Tech	31	38	69
Arkansas	32	33	65

	Points	In Paint	Off T/O	2nd Chance	Fast Break	Bench
Georgia Tech	30	13	15	11	10	14
AR	26	23	3	11	14	14

Last FG - GT 2nd-01:30, AR 2nd-00:05.

Largest lead - GT by 11 1st-14:37, AR by 5 2nd-13:29.

GT led for 23:38. AR led for 11:45. Game was tied for 04:37.

Score tied - 5 times.

Lead changed - 11 times.

GAME 11 Arkansas vs. Texas State

Dec. 22, 2018 • Fayetteville, Ark. - Bud Walton Arena • SEC Network

Texas State 70 • 10-2

#	Player		Total		3-Ptr		Rebounds			PF	TP	A	TO	Blk	Stl	Min
			FG-FGA	FG-FGA	FT-FTA	Off	Def	Tot								
23	Peacock, Alex	f	1-9	1-4	0-0	1	7	8	1	3	2	1	0	3	23	
45	Terry, Eric	f	0-1	0-0	0-0	1	1	2	4	0	1	2	0	0	9	
02	Nottingham, Tre	g	6-15	6-13	0-1	1	2	3	4	18	1	5	0	2	36	
22	Pearson, Nijal	g	6-17	4-8	0-0	1	5	6	4	16	1	1	0	0	36	
35	Shead, Jaylen	g	4-5	1-1	5-8	2	4	6	3	14	4	2	0	0	26	
00	Gurley, Isaiah		0-0	0-0	0-0	0	0	0	1	0	0	1	0	0	4	
03	Davis, Chandler		0-2	0-0	0-0	1	1	2	1	0	0	0	0	0	6	
04	Adams, Shelby		0-0	0-0	0-2	0	0	0	1	0	0	0	0	0	7	
12	Harrell, Mason		2-3	0-0	1-2	2	0	2	2	5	2	2	0	1	14	
14	Scott, Quentin		4-4	0-0	0-6	1	0	1	5	8	0	1	0	0	13	
25	Sule, Alonzo		2-4	0-0	2-2	5	3	8	3	6	0	1	0	1	26	
	Team					2	2	4								
Totals				25-60	12-26	8-21	17	25	42	29	70	11	16	0	7	200
FG % 1st Half: 9-28			32.1%	2nd half: 16-32	50.0%	Game: 25-60		41.7%		Deadball Rebound 5						
3FG % 1st Half: 5-11			45.5%	2nd half: 7-15	46.7%	Game: 12-26		46.2%								
FT % 1st Half: 4-9			44.4%	2nd half: 4-12	33.3%	Game: 8-21		38.1%								

GAME 13 Arkansas at Texas A&M

Jan. 5, 2019 • College Station, Texas - Reed Arena • SEC Network

Arkansas 73 • 10-3, 1-0 SEC

#	Player	Total		3-Ptr		Rebounds			PF	TP	A TO Blk Stl				Min
		FG-FGA	FT-FTA	FG-FGA	FT-FTA	Off	Def	Tot			A	TO	Blk	Stl	
01	Isaiah Joe	* 3-8	3-7	2-4	0 2 2	2	11	1	1	0	1	27			
02	Adrio Bailey	* 2-7	0-0	1-3	2 3 5	1	5	0	0	0	0	25			
05	Jalen Harris	* 4-9	1-3	6-11	0 3 3	2	15	9	0	0	0	36			
10	Daniel Gafford	* 5-11	0-0	1-2	6 5 11	4	11	1	1	1	0	25			
13	Mason Jones	* 3-11	3-11	0-0	0 5 5	3	9	3	1	0	0	24			
00	Desi Sills	5-9	3-6	1-2	1 0 1	3	14	1	3	0	0	18			
11	K. Embery-Simpson	0-4	0-3	0-0	0 2 2	0	0	0	1	0	1	14			
22	Gabe Osabuohien	3-6	0-2	0-0	3 4 7	4	6	1	1	1	1	18			
25	Jordan Phillips	0-1	0-1	0-0	0 0 0	0	0	0	0	0	0	2			
35	Reggie Chaney	1-4	0-0	0-0	0 3 3	3	2	0	0	1	0	11			
Team					5 3 8										
Totals		26-70	10-33	11-22	17 30 47	22	73	16	8	3	3	200			
FG % 1st Half:		13-36	36.1%	2nd half:	13-34	38.2%	Game:	26-70	37.1%	Deadball Rebounds 7					
3FG % 1st Half:		5-14	35.7%	2nd half:	5-19	26.3%	Game:	10-33	30.3%						
FT % 1st Half:		1-4	25.0%	2nd half:	10-18	55.6%	Game:	11-22	50.0%						

Texas A&M 71 • 6-6, 0-1 SEC

#	Player	Total		3-Ptr		Rebounds			PF	TP	A TO Blk Stl				Min
		FG-FGA	FT-FTA	FG-FGA	FT-FTA	Off	Def	Tot			A	TO	Blk	Stl	
01	Flagg, Savion	* 8-11	1-2	3-7	4 11 15	5	20	2	1	1	0	36			
02	Starks, TJ	* 8-18	2-7	5-8	0 2 2	4	23	5	3	0	1	33			
11	Mitchell, Wendell	* 2-11	0-7	3-4	1 1 2	4	7	2	1	0	0	33			
13	Mahan, Brandon	* 2-5	0-5	0-0	3 3 3	3	6	1	0	0	0	24			
21	Mekowulu, Christian	* 1-3	0-0	0-0	2 5 7	4	2	0	0	2	0	20			
00	Chandler, Jay Jay	2-7	0-2	2-2	1 0 1	0	6	2	0	0	1	19			
12	Collins, Chris	0-0	0-0	0-0	0 0 0	0	0	0	0	0	0	4			
24	Walker, John	1-3	0-1	1-2	2 2 4	1	3	2	2	0	0	13			
32	Nebo, Josh	1-3	0-0	2-2	1 5 6	1	4	0	1	3	0	18			
Team					0 2 2										
Totals		25-61	5-24	16-25	11 31 42	22	71	14	8	6	2	200			
FG % 1st Half:		12-28	42.9%	2nd half:	13-33	39.4%	Game:	25-61	41.0%	Deadball Rebounds 4					
3FG % 1st Half:		1-9	11.1%	2nd half:	4-15	26.7%	Game:	5-24	20.8%						
FT % 1st Half:		6-9	66.7%	2nd half:	10-16	62.5%	Game:	16-25	64.0%						

Officials: Bart Lenox, Vladimir Voyard-Tadal, Josue Nieves
Technical fouls: Arkansas-None. Texas A&M-None.
Attendance: 10049

Score by periods	1st	2nd	Total
Arkansas	32	41	73
Texas A&M	31	40	71

Last FG - AR 2nd-01:34, TAMU 2nd-00:02.
Largest lead - AR by 8 1st-14:09, TAMU by 3 1st-03:31.
AR led for 23:19. TAMU led for 07:00. Game was tied for 09:41.

Points	In Paint	Off T/O	2nd Chance	Fast Break	Bench
Arkansas	26	10	18	5	22
TAMU	38	6	16	8	13

Score tied - 11 times.
Lead changed - 16 times.

GAME 14 Arkansas vs. Florida

Jan. 9, 2019 • Fayetteville, Ark. - Bud Walton Arena • SEC Network

Florida 57 • 9-5, 1-1 SEC

#	Player	Total		3-Ptr		Rebounds			PF	TP	A TO Blk Stl				Min
		FG-FGA	FT-FTA	FG-FGA	FT-FTA	Off	Def	Tot			A	TO	Blk	Stl	
11	HAYES, KEVARRIUS	c 1-3	0-0	2-2	1 1 2	4	4	0	0	0	2	17			
02	NEMBHARD, ANDREW	g 2-6	1-2	1-2	0 5 5	2	6	4	1	0	0	31			
03	HUDSON, JALEN	g 4-15	1-5	0-2	1 5 6	3	9	0	1	0	0	23			
05	ALLEN, KEVAUGHN	g 3-11	1-9	11-12	0 5 5	3	18	1	2	0	0	33			
10	LOCKE, NOAH	g 4-8	2-5	0-0	2 3 5	4	10	1	1	0	1	25			
00	OKAURI, MIKE	1-4	1-3	0-0	0 2 2	0	3	0	0	0	0	13			
11	JOHNSON, KEYONTAE	0-2	0-0	0-0	0 3 3	2	0	1	0	0	0	12			
21	BASSETT, DONTAY	3-5	0-0	1-1	3 2 5	3	7	1	1	1	0	23			
24	BALLARD, DEAUDRAE	0-2	0-1	0-0	0 0 0	1	0	0	1	0	0	10			
25	STONE, KEITH	0-2	0-1	0-0	1 1 2	3	0	1	3	1	1	13			
Team					2 2 4										
Totals		18-58	6-26	15-19	10 29 39	25	57	9	12	2	4	200			
FG % 1st Half:		10-32	31.3%	2nd half:	8-26	30.8%	Game:	18-58	31.0%	Deadball Rebounds 1.1					
3FG % 1st Half:		3-16	18.8%	2nd half:	3-10	30.0%	Game:	6-26	23.1%						
FT % 1st Half:		10-12	83.3%	2nd half:	5-7	71.4%	Game:	15-19	78.9%						

Arkansas 51 • 10-4, 1-1 SEC

#	Player	Total		3-Ptr		Rebounds			PF	TP	A TO Blk Stl				Min
		FG-FGA	FT-FTA	FG-FGA	FT-FTA	Off	Def	Tot			A	TO	Blk	Stl	
02	Adrio Bailey	f 2-8	0-0	0-0	1 4 5	3	4	0	0	1	2	21			
10	Daniel Gafford	f 3-4	0-0	3-6	2 10 12	4	9	1	0	0	1	27			
01	Isaiah Joe	2-10	2-9	0-1	0 3 3	2	6	3	3	1	1	35			
03	Jalen Harris	g 1-5	0-3	0-2	0 1 1	2	2	3	3	0	0	35			
13	Mason Jones	g 7-13	4-9	12-13	0 2 2	0	30	3	4	1	0	34			
00	Desi Sills	0-3	0-2	0-0	0 0 0	3	0	0	2	0	0	18			
11	K. Embery-Simpson	0-4	0-2	0-0	1 2 3	0	0	0	0	0	1	11			
22	Gabe Osabuohien	0-1	0-1	0-4	3 5 8	5	0	0	2	1	0	14			
35	Reggie Chaney	0-2	0-0	0-0	0 1 1	1	0	0	1	1	0	5			
Team					3 4 7										
Totals		15-50	6-26	15-26	10 32 42	20	51	10	16	5	5	200			
FG % 1st Half:		7-25	28.0%	2nd half:	8-25	32.0%	Game:	15-50	30.0%	Deadball Rebounds 6.1					
3FG % 1st Half:		2-14	14.3%	2nd half:	4-12	33.3%	Game:	6-26	23.1%						
FT % 1st Half:		6-10	60.0%	2nd half:	9-16	56.3%	Game:	15-26	57.7%						

Officials: Joe Lindsey, Mike Nance, Patrick Evans
Technical fouls: Florida-None. Arkansas-None.
Attendance: 17160
Tickets Scanned: 9,950
Fouled Out: Arkansas, #22, Osabuohien (6:57 2H)

Score by periods	1st	2nd	Total
Florida	33	24	57
Arkansas	22	29	51

Last FG - UF 2nd-02:35, AR 2nd-02:13.
Largest lead - UF by 16 2nd-09:13, AR by 4 1st-18:06.
UF led for 32:48. AR led for 04:04. Game was tied for 03:08.

Points	In Paint	Off T/O	2nd Chance	Fast Break	Bench
Florida	18	12	7	5	2
Arkansas	18	12	2	2	0

Score tied - 1 time.
Lead changed - 1 time.

GAME 15 Arkansas vs. LSU

Jan. 12, 2019 • Fayetteville, Ark. - Bud Walton Arena • SEC Network

LSU 94 • 12-3, 2-0 SEC

		Total		3-Ptr		Rebounds									
#	Player		FG-FGA	FT-FTA	Off	Def	Tot	PF	TP	A	TO	Blk	Stl	Min	
00	REID, Naz	f	10-12	4-4	3-4	2	5	7	4	27	2	2	0	26	
11	BIGBY-WILLIAMS, K.	f	0-2	0-0	0-1	0	0	0	5	0	0	0	1	18	
03	WATERS, Tremont	g	6-15	1-6	4-4	0	2	2	3	17	11	7	0	3	42
04	MAYS, Skylar	g	5-13	2-6	3-4	0	4	4	1	15	1	2	0	2	41
14	TAYLOR, Marlon	g	7-8	1-2	6-6	4	3	7	3	21	1	1	0	1	37
01	SMART, Ja'vonte		2-7	2-4	2-2	0	2	2	5	8	0	4	0	0	23
22	DAYS, Darius		0-4	0-3	0-0	1	1	2	3	0	0	1	1	1	12
24	WILLIAMS, Emmitt		3-3	0-0	0-1	4	6	10	4	6	0	2	1	0	26
Team						1	1	2							
Totals			33-64	10-25	18-22	12	24	36	28	94	15	19	3	7	225
FG % 1st Half:		18-30	60.0%	2nd half:	11-29	37.9%	OT:	4-5	80.0%	Game:	33-64	51.6%	Deadball Rebounds 1.1		
3FG % 1st Half:		6-12	50.0%	2nd half:	2-11	18.2%	OT:	2-2	100.0%	Game:	10-25	40.0%			
FT % 1st Half:		8-9	88.9%	2nd half:	7-10	70.0%	OT:	3-3	100.0%	Game:	18-22	81.8%			

GAME 17 Arkansas at #18 Ole Miss

Jan. 19, 2019 • Oxford, Miss. - The Pavilion • SEC Network

Arkansas 67 • 10-7, 1-4 SEC

#	Player	Total		3-Ptr		Rebounds			PF	TP	A TO Blk			Stl	Min
		FG-FGA	FT-FGA	FT-FTA	Off	Def	Tot								
10	Daniel Gafford	f 2-6	0-0	5-6	0	10	10	2	9	1	5	2	1	31	
35	Reggie Chaney	f 2-3	0-0	0-0	1	0	1	2	4	0	0	0	0	12	
01	Isaiah Joe	g 4-11	3-9	0-0	2	3	5	0	11	1	0	0	0	33	
05	Jalen Harris	g 1-4	1-3	0-0	1	5	6	1	3	7	4	0	1	30	
13	Mason Jones	g 1-10	0-6	3-4	1	1	2	2	5	2	1	1	2	31	
00	Desi Sills	g 0-0	0-0	2-2	0	0	0	1	2	0	3	0	0	7	
02	Adrio Bailey	g 2-4	0-0	0-0	1	1	2	2	4	2	0	0	0	10	
11	K. Embery-Simpson	g 5-8	2-5	4-5	1	0	1	1	16	0	0	0	1	20	
22	Gabe Osabuohien	g 5-9	0-0	3-4	2	1	3	4	13	1	4	0	1	26	
	Team				1	0	1								
	Totals	22-55	6-23	17-21	10	21	31	15	67	14	17	3	6	200	
	FG % 1st Half:	11-25	44.0%	2nd half:	11-30	36.7%	Game:	22-55	40.0%					Deadball	
	3FG % 1st Half:	3-9	33.3%	2nd half:	3-14	21.4%	Game:	6-23	26.1%					Rebounds	
	FT % 1st Half:	10-13	76.9%	2nd half:	7-8	87.5%	Game:	17-21	81.0%					0.1	

Ole Miss 84 • 14-3, 4-1 SEC

#	Player	Total		3-Ptr		Rebounds			PF	TP	A TO Blk			Stl	Min
		FG-FGA	FT-FGA	FT-FTA	Off	Def	Tot								
00	Hinson,Blake	f 1-5	0-3	1-2	0	4	4	3	3	1	3	0	0	19	
13	Olejniczak, Dominik	c 5-7	0-0	3-3	1	4	5	2	13	1	1	2	0	22	
03	Davis,Terence	g 6-11	2-5	4-5	2	7	9	4	18	7	3	0	5	32	
04	Tyree,Breein	g 7-15	2-7	6-6	2	2	4	1	22	2	2	1	3	36	
20	Davis, D.C.	g 3-5	0-1	1-1	1	1	2	2	7	4	0	0	1	27	
01	Naylor,Zach	g 0-0	0-0	0-0	0	1	1	0	0	0	0	0	0	2	
02	Shuler,Devontae	g 1-6	1-3	0-0	0	2	2	1	3	3	3	0	2	25	
12	Stevens, Bruce	g 6-7	2-3	0-0	3	4	7	2	14	1	0	0	1	18	
14	Buffen, KJ	g 2-8	0-0	0-0	2	2	4	3	4	0	1	0	1	19	
	Team				2	0	2								
	Totals	31-64	7-22	15-17	13	27	40	18	84	19	13	3	13	200	
	FG % 1st Half:	18-35	51.4%	2nd half:	13-29	44.8%	Game:	31-64	48.4%					Deadball	
	3FG % 1st Half:	3-11	27.3%	2nd half:	4-11	36.4%	Game:	7-22	31.8%					Rebounds	
	FT % 1st Half:	7-8	87.5%	2nd half:	8-9	88.9%	Game:	15-17	88.2%					0	

Officials: Doug Shows, Tony Greene, R.B. Clyburn

Technical fouls: Arkansas-None. Ole Miss-None.

Attendance: 9500

Score by periods	1st	2nd	Total
Arkansas	35	32	67
Ole Miss	46	38	84

	Points	In Paint	Off T/O	2nd Chance	Fast Break	Bench
AR	28	18	15	0	35	
OM	44	22	17	9	21	

Last FG - AR 2nd-00:07, OM 2nd-00:16.

Largest lead - AR None, OM by 19 2nd-02:00.

AR led for 00:00. OM led for 39:20. Game was tied for 00:40.

Score tied - 0 times.

Lead changed - 0 times.

GAME 18 Arkansas vs. Missouri

Jan. 23, 2019 • Fayetteville, Ark. - Bud Walton Arena • SEC Network

Missouri 60 • 10-7, 1-4 SEC

#	Player	Total		3-Ptr		Rebounds			PF	TP	A TO Blk			Stl	Min
		FG-FGA	FT-FGA	FT-FTA	Off	Def	Tot								
23	TILMON, Jeremiah	f 4-5	0-0	1-3	2	3	5	5	9	2	4	0	0	27	
24	PURYEAR, Kevin	f 2-8	1-5	2-2	1	3	4	1	7	0	1	0	0	26	
04	PICKETT, Javon	g 0-1	0-1	0-0	0	0	0	1	0	0	2	0	0	10	
13	SMITH, Mark	g 8-14	6-11	0-0	0	7	7	2	22	0	2	0	1	37	
06	GEIST, Jordan	g 2-6	1-4	2-3	1	5	6	1	7	4	5	0	0	35	
00	WATSON, Torrence	g 0-0	0-0	2-2	0	0	0	2	2	0	2	0	0	8	
01	PINSON, Xavier	g 2-4	1-2	3-4	0	2	2	1	8	2	4	0	0	21	
02	SANTOS, K.J.	g 0-1	0-0	0-1	0	4	4	2	0	0	1	0	0	20	
03	SUGGS, Ronnie	g 1-3	1-2	2-2	0	1	1	2	5	0	2	0	0	12	
14	NIKKO, Reed	g 0-0	0-0	0-0	0	0	0	4	0	1	0	0	1	4	
	Team				0	1	1								
	Totals	19-42	10-25	12-17	4	26	30	21	60	9	24	0	2	200	
	FG % 1st Half:	12-27	44.4%	2nd half:	7-15	46.7%	Game:	19-42	45.2%					Deadball	
	3FG % 1st Half:	5-15	33.3%	2nd half:	5-10	50.0%	Game:	10-25	40.0%					Rebounds	
	FT % 1st Half:	5-6	83.3%	2nd half:	7-11	63.6%	Game:	12-17	70.6%					2.3	

Arkansas 72 • 11-7, 2-4 SEC

#	Player	Total		3-Ptr		Rebounds			PF	TP	A TO Blk			Stl	Min
		FG-FGA	FT-FGA	FT-FTA	Off	Def	Tot								
02	Adrio Bailey	f 0-2	0-0	1-2	0	4	4	0	2	1	0	0	0	8	
10	Daniel Gafford	f 6-9	0-0	1-5	4	6	10	0	13	1	0	0	2	35	
01	Isaiah Joe	g 8-13	7-12	0-0	0	1	1	2	23	2	2	0	3	33	
05	Jalen Harris	g 3-7	0-2	4-4	0	2	2	3	10	6	0	0	3	32	
13	Mason Jones	g 2-10	2-8	0-0	0	4	4	3	6	1	5	0	1	26	
00	Desi Sills	g 3-5	0-0	2-3	2	1	3	3	8	1	3	0	1	20	
11	K. Embery-Simpson	g 1-4	1-2	2-2	0	1	1	0	5	2	1	0	0	14	
22	Gabe Osabuohien	g 0-2	0-1	0-0	0	2	2	3	0	1	1	0	1	9	
35	Reggie Chaney	g 3-7	0-0	0-0	2	4	6	4	6	4	1	0	2	23	
	Team				0	0	0								
	Totals	26-59	10-25	10-16	8	21	29	20	72	18	14	0	13	200	
	FG % 1st Half:	12-32	37.5%	2nd half:	14-27	51.9%	Game:	26-59	44.1%					Deadball	
	3FG % 1st Half:	3-12	25.0%	2nd half:	7-13	53.8%	Game:	10-25	40.0%					Rebounds	
	FT % 1st Half:	5-8	62.5%	2nd half:	5-8	62.5%	Game:	10-16	62.5%					2.1	

Officials: Anthony Jordan, Ted Valentine, Patrick Evans

Technical fouls: Missouri-None. Arkansas-None.

Attendance: 13881

Tickets Scanned: 7,198

Fouled out: Missouri #23, Tilmon (3:32 2H)

Score by periods	1st	2nd	Total
Missouri	34	26	60
Arkansas	32	40	72

	Points	In Paint	Off T/O	2nd Chance	Fast Break	Bench
MIZ	16	13	9	4	15	
AR	30	27	10	18	19	

Last FG - MIZ 2nd-05:04, AR 2nd-02:28.

Largest lead - MIZ by 13 1st-11:12, AR by 12 2nd-01:26.

MIZ led for 20:13. AR led for 19:21. Game was tied for 00:26.

Score tied - 0 times.

Lead changed - 5 times.

GAME 19 Arkansas at #13 Texas Tech

Jan. 23, 2019 • Lubbock, Texas - United Supermarkets Arena • ESPN2

Arkansas 64 • 11-8

#	Player	Total		3-Ptr		Rebounds			PF	TP	A TO Blk			Stl	Min
		FG-FGA	FT-FGA	FT-FTA	Off	Def	Tot								
01	Isaiah Joe	* 1-6	0-5	3-3	0	0	0	2	5	1	1	0	2	29	
02	Adrio Bailey	* 3-4	0-0	2-4	0	2	2	0	8	1	1	0	2	24	
05	Jalen Harris	* 4-12	1-3	2-2	0	1	1	2	11	2	3	1	3	34	
10	Daniel Gafford	* 7-7	0-0	2-5	2	3	5	3	16	0	2	1	0	26	
13	Mason Jones	* 3-8	2-6	3-4	0	3	3	5	11	1	0	0	1	27	
00	Desi Sills	g 0-1	0-1	1-2	0	2	2	1	1	0	2	0	0	8	
11	K. Embery-Simpson	g 1-5	0-3	3-4	0	1	1	3	5	1	1	0	2	26	
22	Gabe Osabuohien	g 1-3	1-1	0-0	1	1	2	1	3	0	3	0	0	14	
35	Reggie Chaney	g 1-2	0-0	2-2	2	1	3	3	4	0	2	0	0	12	
	Team				4	4	8								
	Totals	21-48	4-19	18-26	9	18	27	20	64	6	17	2	10	200	
	FG % 1st Half:	11-27	40.7%	2nd half:	10-21	47.6%	Game:	21-48	43.8%					Deadball	
	3FG % 1st Half:	3-10	30.0%	2nd half:	1-9	11.1%	Game:	4-19	21.1%					Rebounds	
	FT % 1st Half:	8-9	88.9%	2nd half:	10-17	58.8%	Game:	18-26	69.2%					7	

Texas Tech 67 • 16-4

#	Player		Total		3-Ptr		Rebounds					PF	TP	A TO Blk			Stl	Min
			FG-FGA	FG-FGA	FT-FTA	Off	Def	Tot	3	5	2			1	3	0		
11	Owens,Tariq	*	1-1	0-0	0-0	1	2	3	5	2	2	1	3	0	0	21		
13	Mooney,Matt	*	4-8	1-2	3-4	2	1	3	0	12	2	5	0	0	29			
23	Culver,Jarrett		5-12	4-5	1-4	0	3	3	3	15	4	4	0	3	36			
25	Moretti,David	*	6-9	3-6	6-7	1	1	2	4	21	2	1	0	1	32			
32	Odias,Norens	*	1-1	0-0	0-0	1	6	7	4	2	1	4	1	0	23			
00	Edwards,Kyler		2-5	0-1	3-4	0	2	2	1	7	1	2	0	1	16			
01	Francis,Brandone		2-5	1-3	0-0	0	2	2	2	5	1	1	0	0	29			
03	Corprew,Deshawn		1-2	1-2	0-0	0	2	2	2	3	1	0	0	0	13			
24	Benson,Avery		0-0	0-0	0-0	0	0	0	0	0	0	0	0	0	1			
	Team					1	0	1				3						
Totals			22-43	10-19	13-19	6	19	25	21	67	14	21	4	5	200			
FG % 1st Half: 11-20 55.0%			2nd half: 11-23 47.8%		Game: 22-43 51.2%		Deadball Rebounds 3											
3FG % 1st Half: 5-10 50.0%			2nd half: 5-9 55.6%		Game: 10-19 52.6%													
FT % 1st Half: 3-6 50.0%			2nd half: 10-13 76.9%		Game: 13-19 68.4%													

25th Anniversary


1994 NATIONAL CHAMPIONSHIP



**Record: 31-3, 14-2 SEC
NCAA CHAMPION
SEC CHAMPION**

NCAA TOURNAMENT RESULTS

RD1	def. North Carolina A&T	94-79
RD2	def. Georgetown	85-73
Sweet 16	def. Tulsa	103-84
Elite 8	def. Michigan	76-68
Final Four	def. Arizona	91-82
Championship	def. Duke	76-72



1993-94 RAZORBACKS

3	Alex Dillard	Bessemer, Ala.
12	Clint McDaniel	Tulsa, Okla.
13	John Engskov	Berryville, Ark.
14	Corey Beck	Memphis, Tenn.
15	Dwight Stewart	Memphis, Tenn.
22	Davor Rimac	Zagreb, Croatia
23	Ken Biley	Pine Bluff, Ark.
24	Ray Biggers	Houston, Texas
30	Scotty Thurman	Ruston, La.
31	Roger Crawford	Birmingham, Ala.
33	Lee Wilson	Waco, Texas
34	Corliss Williamson	Russellville, Ark.
35	Reggie Merritt	Little Rock, Ark.
40	Elmer Martin	Memphis, Tenn.
44	Darnell Robinson	Oakland, Calif.
	Nolan Richardson	Head Coach
	Nolan Richardson III	Assistant Coach
	Mike Anderson	Assistant Coach
	Brad Dunn	Assistant Coach
	Wayne Stehlik	Dir. of Operations
	Dave England	Athletic Trainer

