



# GEORGIA BASKETBALL

## 2018-19 GEORGIA LADY BULLDOGS GAME NOTES

Tray Littlefield

Assistant Sports Communications Director

1 Selig Circle, Athens, GA 30602

Phone: (205) 504-4566 | Email: trayl@sports.uga.edu

### 2018-19 SCHEDULE/RESULTS

**Record: 12-8, 3-4 SEC**

Home: 10-2 | Away: 1-5 | Neutral: 1-1

#### NOVEMBER

9	ST. BONAVENTURE (SECN+)	W, 67-40
11	WINTHROP (SECN+)	W, 85-39
14	at UCLA (Pac-12 Network)	L, 80-69
18	at Georgia Tech (ACC Network)	L, 63-53
22	Morgan State#	W, 60-33
24	#7 Maryland#	L, 58-51
28	MERCER (SECN+)	W, 67-60

#### DECEMBER

2	CHARLESTON SOUTHERN (SECN+)	W, 83-75
4	FURMAN (SECN+)	W, 61-38
14	at Villanova	L, 62-56
19	LIPSCOMB (SECN+)	W, 77-45
21	GEORGIA SOUTHERN (SECN+)	W, 81-38
28	PRESBYTERIAN (SECN+)	W, 83-59

#### JANUARY

3	LSU (SECN+)*	W, 63-50
6	at Vanderbilt (SECN+)*	W, 71-64
10	at #6 Mississippi State (SECN)*	L, 80-71
13	#13 TENNESSEE (ESPN2)*	W, 66-62
17	at Missouri (SECN)*	L, 61-35
20	TEXAS A&M ESPN2)*	L, 76-66
27	ALABAMA (ESPNU)*	L, 58-53
31	at Arkansas (SECN+)*	8:00 p.m.

#### FEBRUARY

3	at Auburn (SECN)*	3:00 p.m.
10	FLORIDA (ESPNU)*	12:00 P.M.
14	at South Carolina (SECN)*	7:00 p.m.
18	OLE MISS (SECN)*	7:00 P.M.
21	ARKANSAS (SECN+)*	7:00 P.M.
24	at Alabama (SECN)*	6:00 p.m.
28	at Florida (SECN+)*	7:00 p.m.

#### MARCH

3	KENTUCKY (SECN)*	1:00 P.M.
---	------------------	-----------

Home games listed in **BOLD**

\* - Denotes SEC Game

# - Puerto Rico Clasico



### WHERE TO WATCH

**Network:** SECN+

**Play-By-Play:** Brett Dolan

**Analyst:** Kikko Haydar



### HOW TO LISTEN

**Network:** Georgia Bulldog Sports Network (IMG)

**Play-By-Play:** Jeff Dantzler

**Athens Affiliate:** 960 AM

### FOLLOW THE LADY BULLDOGS



Georgia Women's Basketball



@UGA\_WBB



@UGA\_WBB



### GEORGIA LADY BULLDOGS

**Head Coach:** Joni Taylor

**Career Record:** 75-40 (4th year)

**Record at School:** Same

**Leading Scorer:**

Caliya Robinson (13.7 ppg)

**Leading Rebounder:**

Caliya Robinson (7.9 rpg)

VS.



### ARKANSAS RAZORBACKS

**Head Coach:** Mike Neighbors

**Career Record:** 127-64 (5th year)

**Record at School:** 29-23 (2nd year)

**Leading Scorer:**

Chelsea Dungee (17.0 ppg)

**Leading Rebounder:**

Kiara Williams (7.2 rpg)

### OPENING TIP: GEORGIA LOOKS TO BOUNCE BACK AGAINST ARKANSAS

» Georgia hits the road for three of its next four games, beginning with a trip to Fayetteville to take on the Arkansas Razorbacks at 8 p.m. ET/7 p.m. CT on Thursday.

» The Lady Bulldogs are looking to get back in the win column. After beating Tennessee, 66-62, on Jan. 13 and running out to a 3-1 start in league play, the Lady Bulldogs have lost three-straight games and are 1-5 on the road this season.

» Injuries have impacted Georgia this year. The Lady Bulldogs lost starter Que Morrison with a torn lateral meniscus for the first eight games of the season, while sophomore Malury Bates tore her ACL against Mercer and is out for the remainder of the year. Morrison is starting to show signs of her old self and has played increased minutes over the last two games (28 minutes vs. Texas A&M and 32 vs. Alabama).

» Georgia -- the youngest team in the SEC with eight players who are either freshmen or sophomores -- is led by lone senior Caliya Robinson. The Marietta, Georgia native averages a team-best 13.7 ppg and 7.9 rpg. She is also the SEC's active career blocked shots leader with 246. That total is just 34 shy of the Georgia school record of 297 career blocks (Tawana McDonald; 1998-2002).

» The Lady Bulldogs lead the nation in total blocks with 131 this year and are third in swats per game with 6.6 per contest.

» Redshirt junior point guard Taja Cole leads the SEC and is seventh nationally with 6.6 assists per game. Here 125 totals dimes are the most in the conference (ahead of Jazzmun Holmes (MSU) with 103).

### GEORGIA'S STARTING FIVE (BASED ON PREVIOUS GAMES)



#0	TAJA COLE R-JR // G	#2	GABBY CONNALLY SO // G	#1	DONNETTA JOHNSON FR // G	#3	STEPHANIE PAUL JR // G / F	#4	CALIYA ROBINSON SR // F
MIN: 34.7		MIN: 34.3		MIN: 11.6		MIN: 20.9		MIN: 28.2	
PPG: 10.8		PPG: 12.8		PPG: 3.0		PPG: 6.6		PPG: 13.7	
FG%: 41.0%		FG%: 42.2%		FG%: 31.6%		FG%: 50.5%		FG%: 44.4%	
3FG%: 26.2%		3FG%: 38.0%		3FG%: 30.4%		3FG%: 14.3%		3FG%: 23.1%	
FT%: 53.6%		FT%: 90.9%		FT%: 40.0%		FT%: 70.6%		FT%: 74.0%	

### SERIES HISTORY: GEORGIA VS. ARKANSAS

**Overall:** Georgia leads, 32-5

**In Athens:** Georgia leads, 16-2

**In Fayetteville:** Georgia leads, 13-3

**Neutral Sites:** Georgia leads, 3-0

**Current Streak:** Georgia has won 11 of the last 12

**Last Meeting:** Georgia won 78-65 (1/11/18)

**Largest Margin of Victory:** Georgia won 87-54 (2/24/96)

**Largest Defeat:** Arkansas won 66-45 (2/24/02)

**PLAYERS WITH STARTING EXPERIENCE AT GEORGIA ENTERING 2018-19**

<b>No.</b>	<b>Name</b>	<b>Pos.</b>	<b>Ht.</b>	<b>Cl.</b>	<b>EXP.</b>	<b>GP-GS</b>	<b>PPG</b>	<b>RPG</b>	<b>Hometown/Previous School</b>
0	Taja Cole	G	5-8	R-Jr.	1L	67-39	5.3	2.2	Richmond, Va./University of Louisville
3	Stephanie Paul	G/F	6-1	Jr.	2L	59-13	4.5	3.1	Naples, Fla./Community School of Naples
4	Caliya Robinson	F	6-3	Sr.	3L	90-51	11.6	7.0	Marietta, Ga./McEachern HS
23	Que Morrison	G	5-7	So.	1L	33-32	8.6	5.1	Riverdale, Ga./McEachern HS

**OTHER RETURNING PLAYERS**

<b>No.</b>	<b>Name</b>	<b>Pos.</b>	<b>Ht.</b>	<b>Cl.</b>	<b>EXP.</b>	<b>GP-GS</b>	<b>PPG</b>	<b>RPG</b>	<b>Hometown/Previous School</b>
2	Gabby Connally	G	5-6	So.	1L	33-0	7.1	1.5	San Antonio, Texas/Brandeis HS
11	Maya Caldwell	G	5-11	So.	1L	33-0	4.3	2.1	Charlotte, N.C./Davidson Day School
14	Jenna Staiti <sup>^</sup>	C	6-6	R-So.	TR	35-0	2.1	2.0	Cumming, Ga./University of Maryland
22	Malury Bates	F	6-3	So.	1L	22-0	1.9	1.9	Roanoke, Va./William Fleming HS
25	Ari Henderson	G	5-7	Jr.	2L	14-0	0.9	0.7	Stone Mountain, Ga./Chamblee HS

**NEWCOMERS**

<b>No.</b>	<b>Name</b>	<b>Pos.</b>	<b>Ht.</b>	<b>Cl.</b>	<b>EXP.</b>	<b>Hometown/Previous School</b>
1	Donnetta Johnson	G	5-11	Fr.	HS	Queens, N.Y./Baldwin HS
10	Caitlin Hose	G	5-9	Fr.	HS	Hazel Green, Ala./Hazel Green HS
12	Kaila Hubbard	G	5-10	Fr.	HS	Jonesboro, Ga./Holy Innocents HS

<sup>^</sup> transferred from Maryland and sat out last season

# NUMERICAL ROSTER

<b>No.</b>	<b>Name</b>	<b>Pos.</b>	<b>Ht.</b>	<b>Cl./Exp.</b>	<b>Hometown/Previous School</b>
0	Taja Cole	G	5-8	R-Jr.-1L	Richmond, Va. / University of Louisville
1	Donnetta Johnson	G	5-11	Fr.-HS	Queens, N.Y. / Baldwin HS
2	Gabby Connally	G	5-6	So.-1L	San Antonio, Texas / Brandeis HS
3	Stephanie Paul	G/F	6-1	Jr.-2L	Naples, Fla. / Community School of Naples
4	Caliya Robinson	F	6-3	Sr.-3L	Marietta, Ga. / McEachern HS
10	Caitlin Hose	G	5-9	Fr.-HS	Hazel Green, Ala. / Hazel Green HS
11	Maya Caldwell	G	5-10	So.-1L	Charlotte, N.C. / Davidson Day School
12	Kaila Hubbard	G	5-10	Fr.-HS	Jonesboro, Ga. / Holy Innocents HS
14	Jenna Staiti	C	6-6	R-So.-TR	Cumming, Ga. / University of Maryland
22	Malury Bates	F	6-2	So.-1L	Roanoke, Va. / William Fleming HS
23	Que Morrison	G	5-7	So.-1L	Riverdale, Ga. / McEachern High School
25	Ari Henderson	G	5-7	Jr.-2L	Stone Mountain, Ga. / Chamblee HS

**COACHING STAFF**

Head Coach: Joni Taylor (Alabama '02, fourth season at UGA as head coach and 17th overall)

Associate Head Coach: Karen Lange (Iowa '96, fourth season at UGA and 22nd overall)

Assistant Coaches: Robert Mosley (Miles '99, seventh season at UGA and ninth overall)  
Chelsea Newton (Rutgers '05, fourth season at UGA and 10th overall)

**PRONUNCIATION GUIDE**

MAYA (MY-uh) Caldwell

TAJA (Tah-juh) Cole

ARI (Are-ee) Henderson

QUE (like the letter 'Q') Morrison

CALIYA (Cuh-lie-uh) Robinson

Jenna STAITI (STATE-ee)




**Season Stats**

 PPG RPG  
**10.8 5.2**

 Assists FG% 3FG% FT%  
**125 (SEC best) 41.0% 26.2% 53.6%**
**Career Highs**

Points: 22, at UCLA, 2018 Rebounds: 10, at UCLA, 2018 Assists: 11, 2X last vs. PC, 2018

**#0**
**TAJA COLE (TAH-JUH) // G**
**Highlights**

- » Nancy Lieberman Award Watch List for nation's top point guard
- » Ranks first in the SEC in assists (6.6 per game and 125 total) and 7th nationally
- » Suspended for Alabama game due to breaking a team rule
- » Knocked in a trio of 3-pointers, including one at the buzzer to end the third quarter, in the win against No. 13 Tennessee; finished with 12 points against the Lady Vols
- » Had a 16-point performance on the road at No. 6 Mississippi State -- also had 6 assists


**Season Stats**

 PPG RPG  
**3.0 2.2**

 Assists FG% 3FG% FT%  
**8 31.6% 30.4% 40.0%**
**Career Highs**

Points: 11, vs. Mercer, 2018 Rebounds: 5, 3X, last vs. Texas A&amp;M, 2019 Assists: 2, 2X, last vs. LSU, 2019

**#1**
**DONNETTA JOHNSON // G**
**Highlights**

- » Has started eight of last nine games
- » SEC Freshman of the Week following the win against No. 13 Tennessee
- » Scored all five of her points in the third against the Lady Vols, knocking in a 3-point to help her team climb back within six. That 3-pointer jumpstarted a 13-4 run that allowed the Lady Bulldogs to tie the game


**Season Stats**

 PPG RPG  
**12.8 2.3**

 Assists FG% 3FG% FT%  
**53 42.2% 38.0% 90.9%**
**Career Highs**

Points: 37, at Texas A&amp;M, 2018 Rebounds: 7, 2X last vs. MSU, 2019 Assists: 7 at Georgia Tech, 2018

**#2**
**GABBY CONNALLY // G**
**Highlights**

- » Led Georgia with 18 points against Texas A&M
- » Hit a running layup with 1:24 left in the game to put Georgia up 63-60 against No. 13 Tennessee
- » SEC Co-Player of the Week (Jan. 8) after her 29-point effort at Vanderbilt
- » Knocked in a career-best five 3-pointers in the win at Vandy
- » Hit 3-for-4 from 3-point range and finished with 13 points in the win against LSU


**Season Stats**


 PPG RPG  
**6.6 5.3**

 Assists FG% 3FG% FT%  
**26 50.5% 14.3% 70.6%**
**Career Highs**

Points: 19 at Villanova, 2018 Rebounds: 10, 2X last vs. Furman, 2018 Assists: 4, Morgan State, 2018

**#3**
**STEPHANIE PAUL // G/F**
**Highlights**

- » Has started all 20 games this year
- » Hit two important baskets in the fourth quarter to help Georgia knock off Vanderbilt
- » Double-double of 17 points and 10 rebounds and recorded a career-high four blocks against Presbyterian
- » Scored in double figures in three-straight games for the first time in her career from Dec. 2-14
- » Led Georgia with a career-high 19 point effort at Villanova
- » Scored 10 points, hitting 4-for-5 shots from the field, against Charleston Southern


**Season Stats**

 PPG RPG  
**13.7 7.9**

 Blocks FG% 3FG% FT%  
**46 44.4% 23.1% 74.0%**
**Career Highs**

Points: 30, 2X last vs. Mercer, 2018 Rebounds: 19, at Texas A&amp;M, 2018 Blocks: 8, at Texas A&amp;M, 2018

**#4**
**CALIYA ROBINSON (CUH-LIE-UH) // G**
**Highlights**

- » Naismith National Defensive Player of the Year Midseason Watch List
- » Wooden Award Watch List (one of 30 players nationwide); Katrina McClain Award Watch List for nation's top power forward; Naismith Award Watch List; ESPNW top-25 players; Preseason All-SEC by both coaches and media
- » Needs just 34 blocks to break Tawana McDonald's school record for career blocked shots (297)


**Season Stats**


 PPG RPG  
**2.4 2.1**

 Assists FG% 3FG% FT%  
**12 28.9% 13.8% 66.7%**
**Career Highs**

Points: 10 vs. Winthrop, 2018 Rebounds: 5, 2X last vs. Maryland, 2018 Assists: 4 vs. Winthrop, 2018

**#10**
**CAITLIN HOSE // G**
**Highlights**

- » Missed four games (Presbyterian, LSU, Vanderbilt, and Miss State) due to a strained plantar fasciitis in her right foot; returned for seven minutes of action against Tennessee
- » Started four-straight games from Nov. 22-Dec. 2
- » Best game to date came against Winthrop when she scored 10 points and totaled five boards
- » Prepped at Hazel Green High School in Hazel Green, Ala.


**Season Stats**

 PPG RPG  
**3.8 2.9**

 Assists FG% 3FG% FT%  
**26 38.1% 20.0% 50.0%**
**Career Highs**

Points: 20 vs. Howard, 2017 Rebounds: 7, vs. Winthrop, 2018 Assists: 5, vs. Presbyterian, 2018

**#11**
**MAYA CALDWELL (MY-UH) // G**
**Highlights**

- » Coming off her best performance of the year with 11 points against Alabama
- » Starting with Charleston Southern game, sees time at the 4-spot as well as her usual 3-guard spot
- » Hit a last second shot to end the first half against Charleston Southern and Lipscomb
- » Won the 3-point shooting contest during the team's StegMania Midnight Madness event
- » Family started a non-profit organization called Children Empowering Children; wants to run her own non-profit one day


**Season Stats**

 PPG RPG  
**2.7 2.1**

 Assists FG% 3FG% FT%  
**12 31.4% 21.4% 70.4%**
**Career Highs**

Points: 15 vs. Winthrop, 2018 Rebounds: 6, 2X, last vs. Furman, 2018 Assists: 3, vs. Presbyterian, 2018

**#12**
**KAILA HUBBARD // G**
**Highlights**

- » Scored 10 points in the win against Presbyterian
- » First career start came against Furman (12/4)
- » Led Georgia with 15 points against Winthrop (11/11) in just her second collegiate game
- » Played high school basketball at Holy Innocents Prep in Jonesboro, Ga.
- » 2018 AJC North Region Player of the Year


**Season Stats**

 PPG RPG  
**8.5 4.3**

 Blocks FG% 3FG% FT%  
**41 54.6% 50.0% 60.4%**
**Career Highs**

Points: 21 vs. Presbyterian, 2018 Rebounds: 14, vs. Maryland Eastern Shore, 2016 Blocks: 6, at Georgia Tech, 2018

**#14**
**JENNA STAITI // C**
**Highlights**

- » Third in the SEC with 41 blocks this season
- » Knocked in a pair of free-throws with eight seconds remaining to give Georgia a 65-62 lead against Tennessee; finished with 12 points and seven boards against the Lady Vols
- » Came off the bench to score 13 points in 21 minutes against Vanderbilt
- » 13 points and nine boards against LSU


**Season Stats**

 PPG RPG  
**5.0 5.0**

 Blocks FG% 3FG% FT%  
**11 41.5% 0.0% 16.7%**
**Career Highs**

Points: 21, vs. Presbyterian, 2018 Rebounds: 8, at UCLA, 2018 Blocks: 5, vs. Winthrop, 2018

**#22**
**MALURY BATES // F**
**Highlights**

- » Tore her ACL against Mercer and will miss the rest of the season
- » Played a career-high 28 minutes at UCLA; scored six-straight points in the second quarter against Maryland to jump start a 17-3 Georgia run
- » Sat out first six games of her freshman season due to stress fracture in her right foot
- » Saw increased playing time as the season progressed; saw action in each of the final six games of the year; played in 22 games total


**Season Stats**

 PPG RPG  
**2.3 2.4**

 Assists FG% 3FG% FT%  
**7 34.8% 16.7% 75.0%**
**Career Highs**

Points: 19 vs. Wofford, 2017 Rebounds: 11, at Alabama, 2018 Assists: 6, at Ole Miss, 2018

**#23**
**QUE MORRISON (LIKE THE LETTER 'Q') // G**
**Highlights**

- » Has seen increased playing time as of late with 28 minutes against Texas A&M and 32 vs. Alabama
- » Had surgery to repair a torn lateral meniscus in her left knee on Thursday, Nov. 1 and missed the first eight games of the year
- » Returned against Furman but sat out against Georgia Southern and Presbyterian
- » 2018 SEC All-Freshman Team
- » Started 32 of 33 games as a freshman


**Season Stats**

 PPG RPG  
**0.3 0.3**

 Assists FG% 3FG% FT%  
**0 16.7% 0.0% 0.0%**
**Career Highs**

Points: 3 vs. Ole Miss, 2018 Rebounds: 2, vs. North Florida, 2017 Assists: 1 vs. Wofford, 2017

**#25**
**ARI HENDERSON (ARE-EE) // G**
**Highlights**

- » Former walk-on who was awarded a scholarship in the summer of 2017
- » Played in nine games last season
- » From nearby Stone Mountain, Ga., where she played for Chamblee High School
- » Majoring in Civil Engineering



## HEAD COACH

# JONI TAYLOR

### JONI TAYLOR PERSONAL FILE

**Date of Birth:**

March 7, 1979

**Hometown:**

Meridian, Miss.

**Education:**

High School: Meridian ('97)

Bachelor's: Alabama ('02) - Education

**Family:**

Husband - Darius Taylor

Children - Daughter: Jacie Elise (born Nov. 3, 2016)

**Playing Experience:**

1997-01 Alabama

**Honors:**

2018 Naismith National Coach of the Year Semifinalist

2016 Spalding Maggie Dixon National Rookie COY

2016, 2018 Whack Hyder Georgia College COY

1999-01 SEC Community Service Team

1997 Mississippi HS Gatorade Player of the Year

**FOURTH SEASON // RECORD: 75-40 (.652)**

**CAREER HIGHLIGHTS**

- » 2018 Werner Ladder Naismith National Coach of the Year Semifinalist
- » Two-time Georgia College Coach of the Year
- » 2016 Spalding Maggie Dixon National Rookie Coach of the Year
- » Led Georgia to a 26-7 record in 2017-18, marking Georgia's most wins since the 2012-13 season
- » Teams have totaled 11 wins over top-25 teams in three and a half years
- » Five All-SEC honorees; two WNBA draft picks (Shacobia Barbee and Mackenzie Engram)

**NCAA COACHING YEAR-BY-YEAR**
**COACHING CAREER**

2015-present	Georgia (Head Coach)
2012-15	Georgia (Associate Head Coach)
2011-12	Georgia (Assistant Coach)
2010-11	LSU (Assistant Coach)
2008-10	Alabama (Associate Head Coach)
2007-08	Louisiana Tech (Associate Head Coach)
2005-07	Louisiana Tech (Assistant Coach)
2002-05	Troy (Assistant Coach)

**POSTSEASON EXPERIENCE**

2018	NCAA Second Round	Georgia
2016	NCAA First Round	Georgia
2014	NCAA First Round	Georgia
2013	NCAA Elite Eight	Georgia
2012	NCAA First Round	Georgia
2006	NCAA First Round	Louisiana Tech
2001	WNIT Second Round*	Alabama
2000	WNIT First Round*	Alabama
1999	NCAA Second Round*	Alabama
1998	NCAA Sweet 16*	Alabama

**HEAD COACHING RECORD SEASON-BY-SEASON**

2015-16	21-10 - 9-7 SEC
2016-17	16-15 - 7-9 SEC
2017-18	26-7 - 12-4 SEC
2018-19	12-5 - 3-2 SEC
<b>TOTAL</b>	<b>75-40 - 28-24 SEC</b>

\*postseason appearances as a player at Alabama





## ON THE BENCH FOR GEORGIA

*A quick look at the Lady Bulldogs' staff*



**Associate Head Coach**

**Karen Lange**

- » In 24 years as a player or coach, her teams have reached postseason play 20 times.
- » Coached five WNBA players during their college careers
- » 1993 Iowa team went to the Final Four
- » Will fill in during any absence of Joni Taylor during her pregnancy



**Assistant Coach**

**Chelsea Newton**

- » Coached at Rutgers from 2010-15 under Hall of Famer C. Vivian Stringer
- » Played five seasons in the WNBA with Sacramento and Chicago
- » 2005 WNBA All-Rookie Team selection
- » 2007 WNBA All-Defensive Second Team
- » 2005 Big East Defensive Player of the Year; third team All-Big East at Rutgers



**Assistant Coach**

**Robert Mosley**

- » Coached at Ramsay (Ala.) High School before coaching collegiately at Alabama
- » Led Ramsay to four state titles in seven seasons
- » Named 2006 National Coach of the Year by the National Federation of High School Coaches Association
- » Four-time (2004, 2005, 2006 and 2007) Alabama 5A Coach of the Year

## SERIES HISTORY

» Georgia leads the all-time series against Arkansas, 32-5, including a 13-3 mark in Fayetteville. In the Lady Bulldogs' last trip to Arkansas back in 2017, then-sophomore Caliya Robinson led her team to a 69-66 victory thanks to her 20-point effort. That win broke a five-game losing skid and helped the Lady Bulldogs finish league play with five wins in their last eight games.

## MORRISON BACK IN STARTING FIVE AGAINST ALABAMA

» Sophomore guard Que Morrison, who started 32 of Georgia's 33 games during her freshman campaign, drew just her third start of the season against Alabama on Sunday. Morrison was expected to play a large role for the Lady Bulldogs this season but has been limited due to her knee injury. In her place, the freshman trio of Donnetta Johnson, Kaila Hubbard and Caitlin Hose have found more time in the lineup.

## ROBINSON NAMED TO NAISMITH DEFENSIVE PLAYER OF THE YEAR MIDSEASON LIST

» Lady Bulldog forward Caliya Robinson is one of 15 players nationwide to be named to the prestigious Naismith Defensive Player of the Year Midseason Watch List. Robinson entered her senior season as the only SEC player to rank in the top-20 in points, rebounds, blocks and steals a season ago. This year, she is second in the conference with 46 blocks.

## ROBINSON, STAITI CREATE IMPRESSIVE POST COMBINATION

» Robinson and redshirt-sophomore Jenna Staiti form one of the top frontcourt tandems in the SEC. Robinson and Staiti rank second and third in the league in blocked shots with Robinson's 46 and Staiti's 41.

## DONNETTA JOHNSON NAMED SEC FRESHMAN OF THE WEEK ON JAN 14

» Georgia freshman guard Donnetta Johnson was named the SEC Freshman of the Week for her performances against Mississippi State and Tennessee. She scored five points in each game -- all coming at crucial moments.

Against Mississippi State, she scored five-straight in the third quarter to cut a seven-point deficit down to two, while her five points against Tennessee came off a 3-pointer and a layup that jump started a 13-4 Georgia run and allowed her team to climb back in the game.

## YOUNG PUPS - GEORGIA IS SEC'S YOUNGEST TEAM

» With eight underclassmen and just four upperclassmen, the Lady Bulldogs are the youngest team in the Southeastern Conference. All eight of Georgia's freshmen and sophomores have seen valuable playing time as each has averaged over 10 minutes played per game. Sophomore Malury Bates, who was averaging 16.1 minutes played per contest, is out for the year with a torn ACL.

## FIRST STARTS FOR NUMEROUS LADY BULLDOGS

» Georgia has used six players that had never started a game prior to this season in this year's starting lineup. Among those is sophomore guard Gabby Connally, who has started each of Georgia's 20 games. The Lady Bulldogs' three freshmen have each started at least one game this year, with Donnetta Johnson receiving the nod in eight of the last nine contests.

## STRONG ROAD PERFORMANCE AT MISSISSIPPI STATE

» The Lady Bulldogs led No. 6 Mississippi State with just six minutes to go in Starkville, before falling, 80-71. It is only the second time this season that MSU has trailed in the fourth quarter. Georgia also tied MSU in paint points at 42-42. It was only the second time this season that Mississippi State did not lead in the points in the paint category.



TEAM COMPARISON		
GEORGIA		ARKANSAS
65.9	<b>Scoring</b>	74.7
42.2%	<b>FG%</b>	39.1%
29.1%	<b>3FG%</b>	31.2%
40.2	<b>Rebounds</b>	39.6
15.6	<b>Assists</b>	12.0
6.6	<b>Blocks</b>	4.2
8.2	<b>Steals</b>	9.3
57.0	<b>Scoring Def.</b>	66.0
35.9%	<b>FG% Def.</b>	39.4%
30.1%	<b>3FG% Def.</b>	29.4%
+4.7	<b>Reb. Margin</b>	-4.4
+0.6	<b>T/O Margin</b>	+7.1
1.0	<b>Ast-T/O Ratio</b>	1.1

### GEORGIA VS. ARKANSAS SERIES HISTORY

GEORGIA LEADS, 32-5

Home: 16-2 ♦ Away: 13-3 ♦ Neutral: 3-0

#### Last 10 Meetings

1/13/11	W	at Fayetteville	59-56
2/3/11	W	Athens (OT)	57-54
1/1/12	W	Athens	65-57
1/17/13	W	at Fayetteville	57-53
2/21/13	W	Athens	66-34
1/16/14	W	Athens	60-58
2/9/15	L	at Fayetteville	48-54
2/25/16	W	Athens	72-57
2/2/17	W	at Fayetteville	69-66
1/11/18	W	Athens	78-65



**CALIYA ROBINSON // SR. // F // MARIETTA, GA.**

Naismith Award Watch List  
ESPNW Top-25 Players of 2018-19  
Wooden Award Watch List  
Katrina McClain Award Watch List  
34 blocks shy of UGA career record

### ROBINSON PRESEASON ALL-SEC; LADY DOGS PICKED FOURTH BY MEDIA

» Caliya Robinson was one of seven student-athletes from across the conference to be named to the 2018 Preseason All-SEC Team. The 2017-18 Katrina McClain Award finalist has totaled 264 blocked shots and needs just 34 to break Georgia's career record of 297 set by Tawana McDonald.

In the league's preseason poll, media picked the Lady Bulldogs fourth behind Mississippi State, South Carolina and Tennessee. The coaches picked Georgia third behind MSU and South Carolina.

### EXCEEDING EXPECTATIONS UNDER TAYLOR

» Georgia continued its upward trend under head coach Joni Taylor last season. The Lady Bulldogs finished tied with South Carolina for second place in the final SEC standings after being picked eighth in the preseason poll. It's a trend that goes all the way back to Taylor's first year, when her squad was picked ninth and finished sixth. Then, in 2016-17, Georgia was picked 12th and finished eighth.

### SEC Finishes Under Coach Joni Taylor

Year	Record	Preseason SEC Poll	Final SEC
2015-16	21-10, 9-7 SEC	9th	6th
2016-17	16-15, 7-9 SEC	12th	8th
2017-18	26-7, 12-4 SEC	8th	2nd

### DEFENSE TRAVELS YEAR IN AND YEAR OUT

» Georgia's mantra over the last few years has been *Defense Travels*. The Lady Bulldogs put up impressive defensive numbers last year, finishing first in the SEC in field-goal percentage defense (35.1 percent), second in blocked shots (196), second in turnovers forced (18.6 per game) and second in scoring defense (57.6 ppg). Those defensive numbers are reflective of Coach Taylor's first three seasons as head coach. In her tenure, Georgia is 32-0 when holding opponents to 50 points or less and has been one of the leading defensive teams in the league.

Year	Scoring Def./Rank	FG % Def./Rank	3-pt. FG%/Rank
2015-16	54.1 ppg/1st	35.0%/2nd	24.3%/1st
2016-17	62.4 ppg/8th	36.8%/2nd	28.6%/5th
2017-18	57.6 ppg/2nd	35.1%/1st	29.2%/4th
<b>2018-19</b>	<b>57.1 ppg/4th</b>	<b>35.9%/2nd</b>	<b>30.1%/6th</b>



## QUICK FACTS

### GENERAL

Location	Athens, Ga.
Founded	1785
Enrollment	38,652
Nickname	Bulldogs
School colors	Red and Black
Facility Name	Stegeman Coliseum
All-Time Record at Stegeman	482-105
Capacity	10,523
Affiliation	NCAA D-I
Conference	SEC
President	Jere W. Morehead (Georgia, '80)
J. Reid Parker Dir. of Athletics	Greg McGarity (Georgia, '76)
Deputy Director for Administration	Darrice Griffin (Texas Tech '07)

### 2017-18 IN REVIEW

2017-18 Overall Record	26-7
2017-18 SEC Record/Place	(12-4, T-2nd)
Players Returning/Lost	9/4
Starters Returning/Lost	3/2
Newcomers	3

### HISTORY

First Year of Sport	1973
All-Time Record	974-424 (.699)
NCAA Tournament Appearances	33

### COACHING STAFF

Head Coach	Joni Taylor (Fourth Season)
Alma Mater	Alabama, '02
Record at Georgia	75-40 (.652)
Career Record	75-40 (.652)
Assistant Coaches (Alma Mater)	
	Karen Lange (Iowa, '96)
	Robert Mosley (Miles, '99)
	Chelsea Newton (Rutgers, '05)

### SPORTS COMMUNICATIONS

WBB Contact	Tray Littlefield
Littlefield's email	trayl@sports.uga.edu
Littlefield's phone	205-504-4566 (c)

## GEORGIA GIVES BACK AT 12TH ANNUAL BIKE BUILD

» The Lady Bulldogs traded basketballs for a set of wrenches at the team's annual Bike Build on Saturday, Dec. 8 inside Stegeman Coliseum.

Now in its 12th season, the Bike Build offers an opportunity for the Lady Bulldogs, along with Fastbreak Club members, to assemble bikes, which will be distributed throughout schools in Athens/Clarke County, the Boys & Girls Club of Athens and the Jackson County Family Connection.

"This is something we look forward to each and every year," head coach Joni Taylor said. "To see all those little boys and girls light up when they get their new bike is just such a special feeling. As a mother, I know how sweet this time of year is, and it's our hope that this Bike Build goes a long way in helping so many families this Holiday season."

Georgia's Bike Build started under Hall of Fame head coach Andy Landers and Taylor has continued the tradition through her four seasons at the helm of the program. All told, Georgia has partnered with Academy Sports + Outdoors to assemble over 600 bikes since 2007.

This year, Academy Sports + Outdoors donated 63 bikes.



**Georgia's Caliya Robinson with a young kid at the team's annual Bike Build on Dec. 8. The Bike Build has been a yearly tradition since 2007.**

## LADY BULLDOGS ADD TOP PROSPECTS IN 2019 SIGNING CLASS

» The initial signing period was a good one for the Lady Bulldogs as Georgia signed three players who are among some of the best in the nation. Currently, the Lady Bulldogs' 2019 class ranks 14th overall by ESPNW. Mitchellville, Maryland native and five-star guard Chloe Chapman was the first to ink with Georgia. Chapman, a five-star prospect, is the No. 28 overall recruit and No. 7 point guard according to ESPNW. Later in the week, Georgia announced the signing of five-star forward Javyn Nicholson from Lawrenceville, Georgia. Nicholson is ranked No. 6 among the country's top power forwards. Another Georgia native, Jordan Isaacs from Alpharetta, rounds out Georgia's class. She is a five-star player according to Prospects Nation and No. 14 overall forward according to ESPNW. This past week, Georgia inked Virginia Tech transfer Shaniya Jones, who was a four-star guard in the 2018 class. She is on campus and will be an eligible sophomore at the conclusion of the 2019 fall term.





### **MOST WINS SINCE 2013**

» The team's 26-7 overall record last year marked Georgia's most wins in a single season since 2012-13. The Lady Bulldogs stormed out to a 12-1 start at the conclusion of non-conference play and then defeated three ranked SEC opponents to finish with a 12-4 league record.

Among the Lady Bulldogs' most impressive wins was a 92-84 overtime win at Texas A&M and two victories against Missouri. The 12 wins in league play marked the most for Georgia since the team made the Elite Eight in 2012-13.

### **GEORGIA SET FOR PRIMETIME**

» Eleven of Georgia's 16 SEC games are set to air nationally on either ESPN, ESPN 2, ESPNU or the SEC Network. Among the games selected for television, ESPN will carry the Lady Bulldogs' home contest against Tennessee on Jan. 13 at 3 p.m. Georgia will also host Alabama (Jan. 27, 2 p.m.) and Florida (Feb. 10, noon) on ESPNU and Texas A&M (Jan. 20, 4 p.m.) on ESPN2.

Georgia's SEC Network schedule includes road matchups at Mississippi State (Jan. 10, 9 p.m. ET, 8 p.m. CT), Missouri (Jan. 17, 7 p.m. ET/6 p.m. CT), Auburn (Feb. 3, 3 p.m. ET/2 p.m. CT), South Carolina (Feb. 14, 7 p.m.) and Alabama (Feb. 24, 5 p.m. ET/4 p.m. CT). The SEC Network will also broadcast home games against Ole Miss on Monday, Feb. 18 at 7 p.m. and Kentucky on Sunday, March 3 at 1 p.m.

### **TAYLORS EXPECTING SECOND CHILD**

» Jacie Taylor will be gaining a new brother or sister this spring as Coach Taylor and her husband Darius are expecting their second child. The baby is due to come sometime in the month of February. Taylor will still coach this season, but any head coaching duties during her absence will be handled by associate head coach Karen Lange. During Taylor's last pregnancy, Lange coached the first six games of the 2016-17 season, going 4-2 during that span.



**TAJA COLE // R-JR. // PG // RICHMOND, VA.**

Nancy Lieberman Award Watch List for nation's top point guard

### **GEORGIA'S 2018-19 INDIVIDUAL MISCELLANEOUS STATS**

#### **Double-Figure Scoring Games**

Player	15-16	16-17	17-18	18-19	Career
Taja Cole	2	--	12	11	25
Donnetta Johnson	--	--	--	1	1
Gabby Connally	--	--	8	14	22
Stephanie Paul	--	3	3	4	10
Caliya Robinson	10	24	23	15	72
Caitlin Hose	--	--	--	1	1
Maya Caldwell	--	--	4	1	5
Kaila Hubbard	--	--	--	2	2
Jenna Staiti	--	2	--	10	12
Malury Bates	--	--	1	--	1
Que Morrison	--	--	11	--	11
Ari Henderson	--	--	--	--	--

#### **20-Point Plus Scoring Games**

Player	15-16	16-17	17-18	18-19	Career
Taja Cole	--	--	--	1	1
Donnetta Johnson	--	--	--	--	--
Gabby Connally	--	--	1	3	4
Stephanie Paul	--	--	--	--	--
Caliya Robinson	--	8	6	3	17
Caitlin Hose	--	--	--	--	--
Maya Caldwell	--	--	1	--	1
Kaila Hubbard	--	--	--	--	--
Jenna Staiti	--	--	--	--	--
Malury Bates	--	--	--	--	--
Que Morrison	--	--	--	--	--
Ari Henderson	--	--	--	--	--

#### **Double-Figure Rebounding Games**

Player	15-16	16-17	17-18	18-19	Career
Taja Cole	--	--	--	1	1
Donnetta Johnson	--	--	--	--	--
Gabby Connally	--	--	--	--	--
Stephanie Paul	--	--	1	2	3
Caliya Robinson	5	6	11	6	28
Caitlin Hose	--	--	--	--	--
Maya Caldwell	--	--	--	--	--
Kaila Hubbard	--	--	--	--	--
Jenna Staiti	--	1	--	1	2
Malury Bates	--	--	--	--	--
Que Morrison	--	--	3	--	3
Ari Henderson	--	--	--	--	--

#### **Double-Doubles**

Player	15-16	16-17	17-18	18-19	Career
Taja Cole	--	--	--	2	2
Donnetta Johnson	--	--	--	--	--
Gabby Connally	--	--	--	--	--
Stephanie Paul	--	--	--	2	2
Caliya Robinson	4	6	9	5	24
Caitlin Hose	--	--	--	--	--
Maya Caldwell	--	--	--	--	--
Kaila Hubbard	--	--	--	--	--
Jenna Staiti	--	1	--	--	1
Malury Bates	--	--	--	--	--
Que Morrison	--	--	1	--	1
Ari Henderson	--	--	--	--	--





## THE LAST MEETING - GEORGIA 78, ARKANSAS 65 (1/11/18)

## Official Basketball Box Score -- Game Totals -- Final Statistics

## Arkansas vs Georgia

1/11/18 7 p.m. ET at Stegeman Coliseum (Athens, Ga.)

## Arkansas 65 • 10-7, 1-3 SEC

#	Player		Total		3-Ptr		Rebounds			PF	TP	A	TO	Blk	Stl	Min
			FG-FGA	FG-FGA	FT-FTA	FT-FTA	Off	Def	Tot							
10	WILLIAMS, Kiara	f	1-4	0-0	0-0	0-0	2	1	3	2	2	1	0	0	0	7
22	ZIMMERMAN, Bailey	f	3-5	3-5	2-4	2-4	2	3	5	0	11	2	1	0	1	27
03	MONK, Malica	g	4-18	0-2	8-11	0	5	5	3	16	2	3	1	2	35	35
14	MASON, Jailyn	g	5-10	1-2	4-4	0	5	5	4	15	1	5	0	5	36	36
21	COSPER, Devin	g	4-13	0-6	0-0	1	6	7	4	8	2	2	0	2	39	39
01	NORTHCROSS-BAKER,		2-4	1-3	1-2	1	1	2	1	6	1	1	0	0	17	17
04	SWENSON, Keiryn		0-2	0-2	0-0	0	0	0	0	0	0	1	0	0	6	6
24	THOMAS,Taylah		3-9	0-1	0-0	3	5	8	2	6	1	3	0	0	29	29
30	WEAVER, Macy		0-0	0-0	1-2	1	0	1	0	1	0	0	0	0	4	4
	Team						3	4	7			1				
Totals			22-65	5-21	16-23	13	30	43	16	65	10	17	1	10	200	
1st - FG %:			3-15	20.0%	2nd: 5-12	41.7%	3rd: 9-17	52.9%	4th: 5-21	23.8%	Game: 22-65	33.8%	Deadball			
3FG %:			0-5	0.0%	1-4	25.0%	2-3	66.7%	2-9	22.2%	5-21	23.8%	Rebounds			
FT %:			1-2	50.0%	7-11	63.6%	4-6	66.7%	4-4	100.0%	16-23	69.6%	3			

## Georgia 78 • 15-2, 3-1 SEC

#	Player		Total		3-Ptr		Rebounds			PF	TP	A	TO	Blk	Stl	Min
			FG-FGA	FG-FGA	FT-FTA	FT-FTA	Off	Def	Tot							
04	ROBINSON, Caliya	f	9-12	3-3	0-0	0-0	1	11	12	1	21	5	0	5	0	31
33	ENGRAM, Mackenzie	f	10-21	1-2	0-0	0	3	5	8	2	21	2	1	1	1	34
00	COLE, Taja	g	2-6	1-2	2-2	0	2	2	3	7	6	4	1	1	26	26
12	CLARK, Haley	g	0-7	0-1	1-2	6	4	10	1	1	0	0	0	1	24	24
23	MORRISON, Que	g	3-10	0-4	0-0	1	2	3	1	6	1	3	0	1	24	24
02	CONNALLY, Gabby		2-6	2-3	7-8	0	2	2	1	13	4	2	0	0	23	23
11	CALDWELL, Maya		3-4	1-1	0-0	2	0	2	1	7	0	2	0	1	12	12
24	COSTA, Simone		0-4	0-2	0-0	0	0	0	0	0	0	1	0	0	12	12
44	BATES, Malury		1-3	0-0	0-0	1	4	5	1	2	0	0	1	1	5	5
51	BLANARU, Bianca		0-0	0-0	0-0	0	2	2	3	0	0	0	1	0	9	9
	Team						1	2	3			1				
Totals			30-73	8-18	10-12	15	34	49	14	78	19	13	9	6	200	
1st - FG %:			7-21	33.3%	2nd: 7-20	35.0%	3rd: 10-17	58.8%	4th: 6-15	40.0%	Game: 30-73	41.1%	Deadball			
3FG %:			1-4	25.0%	2-6	33.3%	3-6	50.0%	2-2	100.0%	8-18	44.4%	Rebounds			
FT %:			0-0	0.0%	0-0	0.0%	0-0	0.0%	10-12	83.3%	10-12	83.3%	0			

Officials: Lisa Mattingly, Amy Bonner and Frank Steratore

Technical fouls: Arkansas-None. Georgia-BLANARU, Bianca.

Attendance: 2229

Score by periods	1st	2nd	3rd	4th	Total
Arkansas	7	18	24	16	65
Georgia	15	16	23	24	78

Last FG - AR 4th-02:40, UGA 4th-02:59.

Largest lead - AR None, UGA by 18 2nd-05:42.

AR led for 00:00. UGA led for 38:05. Game was tied for 01:44.

Points	In	Off	2nd	Fast	Bench
AR	22	11	8	8	13
UGA	38	20	12	8	22

Score tied - 0 times.  
Lead changed - 0 times.

## Game-By-Game Miscellaneous Scoring (Georgia Total First)

Opponent	Paint	Off T/O	2nd Ch.	Fastbreak	Bench
St. Bonaventure	30-14	14-6	21-2	14-2	24-17
Winthrop	38-14	23-15	18-5	19-2	46-13
at UCLA	30-40	10-15	16-10	6-10	9-4
at Georgia Tech	32-34	16-18	10-13	8-12	21-11
Morgan State	38-10	16-9	17-9	0-0	16-7
Maryland	28-18	8-3	18-5	0-0	8-13
Mercer	36-14	11-12	10-2	15-6	27-3
Charleston Southern	48-24	19-24	11-8	9-4	24-33
Furman	32-14	22-5	18-4	12-0	9-17
Villanova	36-16	13-14	14-10	1-0	14-13
Lipscomb	36-12	26-11	8-3	10-0	21-8
Ga Southern	32-14	29-8	15-5	12-5	25-12
Presbyterian	38-18	9-6	12-11	19-3	37-7
LSU	36-36	24-15	4-3	12-6	17-22
Vanderbilt	24-34	10-8	13-7	4-4	10-10
Mississippi State	42-42	9-30	4-22	12-2	14-1
Tennessee	32-34	15-5	17-13	7-12	13-14
Missouri	8-20	14-15	7-5	6-2	6-23
Texas A&M	31-36	9-13	1-21	9-12	18-1
Alabama	32-36	23-19	16-13	8-13	24-36

## 2018-19 Game-by-Game Starters

Opponent	G	G	G	F	F
St. Bonaventure	0 Cole	2 Connally	11 Caldwell	3 Paul	4 Robinson
Winthrop	0 Cole	2 Connally	11 Caldwell	3 Paul	4 Robinson
at UCLA	0 Cole	2 Connally	11 Caldwell	3 Paul	4 Robinson
at Georgia Tech	0 Cole	2 Connally	11 Caldwell	3 Paul	4 Robinson
Morgan State	0 Cole	2 Connally	10 Hose	3 Paul	4 Robinson
Maryland	0 Cole	2 Connally	10 Hose	3 Paul	4 Robinson
Mercer	0 Cole	2 Connally	10 Hose	3 Paul	4 Robinson
Charleston Southern	0 Cole	2 Connally	10 Hose	3 Paul	4 Robinson
Furman	0 Cole	2 Connally	12 Hubbard	3 Paul	4 Robinson
Villanova	0 Cole	2 Connally	23 Morrison	3 Paul	4 Robinson
Ga Southern	0 Cole	2 Connally	1 Johnson	3 Paul	4 Robinson
Presbyterian	0 Cole	2 Connally	1 Johnson	3 Paul	4 Robinson
LSU	0 Cole	2 Connally	1 Johnson	3 Paul	4 Robinson
Vanderbilt	0 Cole	2 Connally	1 Johnson	3 Paul	4 Robinson
Mississippi State	0 Cole	2 Connally	11 Caldwell	3 Paul	4 Robinson
Tennessee	0 Cole	2 Connally	1 Johnson	3 Paul	4 Robinson
Missouri	0 Cole	2 Connally	1 Johnson	3 Paul	4 Robinson
Texas A&M	0 Cole	2 Connally	1 Johnson	3 Paul	4 Robinson
Alabama	2 Connally	1 Johnson	23 Morrison	3 Paul	4 Robinson

ATHENS, Ga. — A pair of 21-point performances from the veteran frontcourt of junior Caliya Robinson and senior Mackenzie Engram led the Georgia Lady Bulldogs to a 78-65 victory against the Arkansas Razorbacks on Thursday night at Stegeman Coliseum.

Robinson's point total ties a season-high outing, while Engram's mark sets a new season high. Robinson posted her third double-double of the season and 13th of her career with 21 points and a career-tying 12 rebounds. Along with draining three 3-pointers for the second time in her Georgia tenure, the Marietta native added five assists and five blocks, keeping her atop the Southeastern Conference with 56.

"First of all, let's give Arkansas a lot of credit," Georgia head coach Joni Taylor said. "We didn't think it was going to be easy at all. I'm proud of our girls for being able to sustain the lead and not give it up, and get stops when they needed to and stretch the lead by scoring."

Joining Engram and Robinson was freshman guard Gabby Connally, who set a new season-high in points with 13, shooting 7-of-8 from the charity line. Senior guard Haley Clark also posted a career-topping 10 rebounds.

"[Clark] does so much for our team. She's the glue," Taylor said. "She guards the best player every single night. She's really the point guard, but she doesn't have the ball in her hands. We don't win any games if Haley Clark's not on our team."



## 2018-19 SEC STANDINGS

	Conference				Overall						
	W-L	Pct.	H	A	W-L	Pct.	H	A	N	Strk	
Mississippi State	7-0	1.000	4-0	3-0	19-1	.950	11-0	8-1	0-0	W9	
South Carolina	6-1	.857	4-0	2-1	14-5	.737	9-2	4-1	1-2	W2	
Arkansas	5-2	.714	2-1	3-1	16-5	.762	8-2	6-2	2-1	W6	
Texas A&M	5-2	.714	2-1	3-1	16-4	.800	9-2	5-1	2-1	W5	
Missouri	5-3	.625	4-0	1-3	16-6	.727	9-2	5-3	2-1	W1	
Kentucky	4-3	.571	2-1	2-2	17-4	.810	12-1	2-3	3-0	L1	
Auburn	3-4	.429	0-3	3-1	15-5	.750	6-3	7-2	2-0	L2	
Georgia	3-4	.429	2-2	1-2	12-8	.600	10-2	1-5	1-1	L3	
LSU	3-4	.429	1-2	2-2	12-7	.632	8-4	4-3	0-0	L1	
Alabama	3-5	.375	2-2	1-3	11-10	.524	8-3	2-4	1-3	W1	
Ole Miss	2-5	.286	1-2	1-3	8-13	.381	7-6	1-4	0-3	L2	
Tennessee	2-5	.286	1-3	1-2	13-7	.650	8-5	3-2	2-0	W1	
Florida	1-6	.143	1-3	0-3	5-15	.250	5-6	1-7	0-1	L3	
Vanderbilt	1-6	.143	1-3	0-3	6-14	.300	5-5	1-6	0-3	L1	

## NATIONAL POLLS (AS OF 1/19)

### AP Top 25

RK	TEAM	REC	PTS	TREND
1	Baylor (24)	17-1	695	↑ 1
2	UConn (2)	18-1	670	↑ 1
3	Louisville (2)	19-1	630	↑ 1
4	Oregon	19-1	606	↑ 1
5	Notre Dame	19-2	604	↓ 4
6	Mississippi State	19-1	565	↑ 1
7	NC State	20-0	541	↑ 1
8	Stanford	17-2	488	↓ 2
9	Oregon State	17-3	460	-
10	Marquette	18-3	452	-
11	Maryland	18-2	427	-
12	Texas	17-3	374	-
13	Iowa	16-4	338	↑ 4
14	Utah	18-1	282	↑ 7
15	Gonzaga	19-2	269	↑ 3
16	South Carolina	13-5	265	↑ 3
17	Rutgers	16-4	256	↓ 3
18	Syracuse	16-4	253	↓ 5
19	Kentucky	17-4	222	↓ 4
20	Texas A&M	16-4	142	↑ 4
21	Arizona State	14-6	127	↓ 5
22	Michigan State	15-5	109	↑ 1
23	Iowa State	15-5	106	↓ 3
24	Florida State	17-3	73	↓ 2
25	BYU	17-3	47	↑ 1

Others receiving votes: Miami 34, Drake 30, South Dakota 10, DePaul 7, Missouri 7, New Mexico 4, Clemson 2, California 2, Minnesota 1, UCF 1, Rice 1  
Dropped from rankings: Missouri 25

### Coaches Poll

RK	TEAM	REC	PTS	TREND
1	Baylor (19)	17-1	779	↑ 2
2	UConn (11)	18-1	774	-
3	Louisville	19-1	721	↑ 1
4	Oregon (1)	19-1	692	↑ 1
5	Notre Dame (1)	19-2	685	↓ 4
6	Mississippi State	19-1	652	-
7	NC State	20-0	619	↑ 1
8	Stanford	17-2	546	↓ 1
9	Marquette	18-3	542	-
10	Maryland	18-2	512	-
11	Oregon State	17-3	493	-
12	Iowa	16-4	422	↑ 3
13	Gonzaga	19-2	350	↑ 4
14	Texas	17-4	326	↓ 1
15	Kentucky	17-4	297	↓ 3
16	Syracuse	16-4	285	↓ 2
17	Utah	18-1	255	↑ 7
18	South Carolina	14-5	254	↑ 2
19	Rutgers	16-4	219	↓ 1
20	Arizona State	14-6	202	↓ 4
21	Florida State	17-3	174	↓ 2
22	Michigan State	15-5	165	↓ 1
23	Miami	18-4	130	-
24	Texas A&M	16-4	105	↑ 1
25	Iowa State	15-5	98	↓ 3

Others receiving votes: Drake 35, New Mexico 13, South Dakota 13, California 12, DePaul 10, UCF 5, Missouri 4, BYU 4, Troy 4, Arkansas 2, West Virginia 1

## GEORGIA TEAM STAT RANKINGS

Category	NCAA	SEC
Assists per game	55th	2nd
Blocks per game	3rd	1st
FG percentage	91st	10th
FG percentage def.	34th	2nd
FT percentage	246th	12th
Rebound Margin	66th	5th
Scoring Defense	31st	4th
Scoring Offense	156th	9th
Steals per game	153rd	8th
3-point FG percentage defense	121st	6th
Turnover margin	169th	8th

## GEORGIA'S RECORD WHEN

Overall Record	12-8
Home Games	10-2
Road Games	1-5
Neutral Site Games	1-1
SEC Games	3-4
Home Games	2-2
Road Games	1-2
SEC Tournament Games	0-0
Non-Conference Games	9-4
Home Games	8-0
Road Games	0-3
Neutral Site Games	1-1
November Games	4-3
December Games	5-1
January Games	3-4
February Games	0-0
March Games	0-0
Monday Games	0-0
Tuesday Games	1-0
Wednesday Games	1-0
Thursday Games	3-2
Friday Games	3-1
Saturday Games	0-0
Sunday Games	4-4
Day Games	8-5
Night Games	4-3
Overtime Games	0-0
Televised Games	11-6
Leading at Halftime	9-1
Trailing at Halftime	3-7
Tied at Halftime	0-0
Shot 40% or Better FG	10-5
Shot Less Than 40% FG	2-3
Opp. Shot 40% or Better FG	3-7
Opp. Shot Less Than 40% FG	9-1
Led In Rebounds	11-1
Trailed In Rebounds	1-7
Tied In Rebounds	0-0
Committed Fewer Turnovers	7-2
Committed More Turnovers	5-5
Committed Same Turnovers	0-1
Scored 0-49 Points	0-1
Scored 50-59 Points	0-4
Scored 60-69 Points	6-2
Scored 70-79 Points	2-1
Scored 80-89 Points	4-0
Scored 90+ Points	0-0
Allowed 0-49 Points	6-0
Allowed 50-59 Points	2-2
Allowed 60-69 Points	3-3
Allowed 70-79 Points	1-1
Allowed 80-89 Points	0-2
Allowed 90+ Points	0-0



## GAME 1

#13/14 GEORGIA 67, ST. BONAVENTURE 40  
STEGEMAN COLISEUM | ATHENS | NOV. 9, 2018Official Basketball Box Score -- Game Totals -- Final Statistics  
St. Bonaventure vs Georgia  
11/9/18 6 pm ET at Stegeman Coliseum - Athens, Ga.

## St. Bonaventure 40 • 1-1

#	Player	Total		3-Ptr		FT-FTA		Rebounds			PF	TP	A TO Bk		Stl	Min
		FG-FGA	FG-FGA	FG-FGA	FG-FGA	FT-FTA	FT-FTA	Off	Def	Tot			A TO Bk	A TO Bk		
15	CALABRESE, Emily	1-8	0-0	4-6	3	4	7	1	6	0	2	0	2	0	2	22
02	JOHNSON, Asiana	3-10	0-0	3-4	0	2	2	2	9	0	5	0	0	0	0	27
03	MIGLIORE, Danielle	1-5	1-5	2-2	0	3	3	2	5	0	2	0	0	0	0	25
11	FRANCIS, Deja	1-6	0-0	1-3	2	0	2	1	3	1	3	0	1	0	1	29
24	PAULSON, Bree	0-4	0-3	0-0	1	0	1	3	0	0	0	0	0	0	0	19
12	OLIVER, Amanda	2-6	0-0	0-0	0	8	8	2	4	0	1	0	0	0	0	25
14	JORNLIN, Carrie	1-2	1-2	0-0	0	2	2	1	3	0	1	1	0	0	0	10
20	LOGAN, Dajah	2-9	0-3	2-4	1	2	3	2	6	2	0	0	0	0	0	29
21	DEL MORAL, Claudia	1-5	0-2	2-2	0	3	3	1	4	1	1	0	1	0	1	14
Team						3	3	6								
Totals		12-55	2-15	14-21	10	27	37	15	40	4	15	1	4	200		
1st - FG %:		9-9	33.3%	2nd: 2-16	12.5%	3rd: 1-16	6.3%	4th: 6-14	42.9%	Game: 12-55	21.8%	Deadball				
3FG %:		0-4	0.0%	0-4	0.0%	0-3	0.0%	2-4	50.0%	2-15	13.3%	Rebounds				
FT %:		4-6	66.7%	2-2	100.0%	2-4	50.0%	6-9	66.7%	14-21	66.7%	4				

## Georgia 67 • 1-0

#	Player	Total		3-Ptr		FT-FTA		Rebounds			PF	TP	A TO Bk		Stl	Min
		FG-FGA	FG-FGA	FG-FGA	FG-FGA	FT-FTA	FT-FTA	Off	Def	Tot			A TO Bk	A TO Bk		
04	ROBINSON, Caliya	6-14	1-4	2-2	4	5	9	1	15	1	2	1	1	2	1	21
02	COLE, Taja	5-11	0-1	0-0	3	2	5	0	10	2	0	0	2	2	2	26
02	CONNALLY, Gabby	2-6	1-4	0-0	0	0	0	3	5	3	1	0	2	2	2	24
03	PAUL, Stephanie	2-7	0-1	2-2	4	5	9	2	6	2	0	1	0	2	2	22
11	CALDWELL, Maya	3-8	1-4	0-0	1	4	5	3	7	2	2	1	1	1	1	25
01	JOHNSON, Donnetta	1-4	0-0	1-2	0	3	3	1	3	2	3	0	0	0	0	15
10	HOSE, Caitlin	1-6	0-4	0-0	1	3	4	0	2	2	1	0	2	1	0	19
12	HUBBARD, Kaila	1-3	0-0	4-6	1	5	6	0	6	1	0	0	0	0	0	11
14	STAITI, Jenna	4-4	1-1	0-3	1	2	3	5	9	1	2	1	0	0	0	11
22	BATES, Malury	2-3	0-0	0-2	1	6	7	1	4	0	0	3	0	0	0	24
25	HENDERSON, Ari	0-1	0-0	0-0	0	0	0	0	0	0	0	0	0	0	0	2
Team						1	2									
Totals		27-67	4-19	9-17	17	36	53	16	67	16	12	7	8	200		
1st - FG %:		9-20	45.0%	2nd: 6-14	42.9%	3rd: 6-18	33.3%	4th: 6-15	40.0%	Game: 27-67	40.3%	Deadball				
3FG %:		1-8	12.5%	2-4	50.0%	1-6	16.7%	0-1	0.0%	4-19	21.1%	Rebounds				
FT %:		2-2	100.0%	1-2	50.0%	6-8	75.0%	0-5	0.0%	9-17	52.9%	4				

Officials: Beverly Roberts, Chaney Muench and Eric Baker  
Technical fouls: St. Bonaventure-None. Georgia-None.  
Attendance: 4054

Score by periods	1st	2nd	3rd	4th	Total
St. Bonaventure	10	6	4	20	40
Georgia	21	15	19	12	67

Last FG - SBUW 4th-00:21. UGA 4th-01:02.

Score tied - 1 time.

## GAME 3

UCLA 80, #14 GEORGIA 69  
PAULEY PAVILION | LOS ANGELES | NOV. 14, 2018Official Basketball Box Score -- Game Totals -- Final Statistics  
Georgia vs UCLA  
11/14/18 11:00 AM at Los Angeles, Calif. (Pauley Pavilion)

## Georgia 69 • 2-1

#	Player	Total		3-Ptr		FT-FTA		Rebounds			PF	TP	A TO Bk		Stl	Min
		FG-FGA	FG-FGA	FG-FGA	FG-FGA	FT-FTA	FT-FTA	Off	Def	Tot			A TO Bk	A TO Bk		
03	PAUL, Stephanie	1-1	0-0	1-2	2	1	3	5	3	0	3	1	1	1	1	20
04	ROBINSON, Caliya	5-11	1-3	2-2	1	2	3	5	13	2	2	1	0	0	0	28
00	COLE, Taja	9-20	1-4	3-10	5	5	10	5	22	8	2	0	0	0	0	36
02	CONNALLY, Gabby	8-13	3-7	0-0	0	0	0	3	19	4	5	0	1	1	1	39
11	CALDWELL, Maya	1-4	1-3	0-0	1	2	3	2	3	1	1	0	1	0	1	27
01	JOHNSON, Donnetta	0-0	0-0	0-0	0	1	1	0	0	0	1	0	0	0	0	1
10	HOSE, Caitlin	0-2	0-1	1-2	0	0	0	0	1	0	0	0	0	0	0	9
12	HUBBARD, Kaila	0-2	0-2	0-0	1	0	1	1	0	2	0	0	0	0	0	11
14	STAITI, Jenna	0-0	0-0	0-0	0	0	0	0	0	0	0	0	0	0	0	1
22	BATES, Malury	4-7	0-0	0-0	2	6	8	5	8	1	0	1	1	1	1	28
Team						1	0	1								
Totals		28-60	6-20	7-16	13	17	30	26	69	18	15	3	4	200		
1st - FG %:		10-17	58.8%	2nd: 7-15	46.7%	3rd: 4-14	28.6%	4th: 7-14	50.0%	Game: 28-60	46.7%	Deadball				
3FG %:		1-3	33.3%	4-11	36.4%	0-5	0.0%	1-3	33.3%	6-20	30.0%	Rebounds				
FT %:		1-5	20.0%	0-0	0.0%	3-5	60.0%	3-5	60.0%	7-16	43.8%	6,3				

## UCLA 80 • 2-1

#	Player	Total		3-Ptr		FT-FTA		Rebounds			PF	TP	A TO Bk		Stl	Min
		FG-FGA	FG-FGA	FG-FGA	FG-FGA	FT-FTA	FT-FTA	Off	Def	Tot			A TO Bk	A TO Bk		
21	ONYENWERE, Michaela	11-19	0-1	3-5	5	6	11	2	25	4	1	1	2	1	2	40
33	MILLER, Lauryn	1-6	0-2	3-4	1	2	3	1	5	1	0	0	0	0	0	17
04	CORSARO, Lindsey	3-7	0-1	2-2	0	2	2	1	8	3	1	0	2	0	2	37
22	BURKE, Kennedy	8-10	1-2	4-10	0	4	4	2	21	4	3	1	4	3	1	37
24	DEAN, Japreece	4-8	2-3	7-8	1	1	2	3	17	5	1	1	2	1	2	36
02	SMITH, Ahlana	0-0	0-0	0-0	0	0	0	0	0	0	0	0	0	0	0	7
11	DRUMMER, Lajahna	1-6	0-3	2-5	3	5	8	4	4	1	1	0	2	2	2	26
Team						0	1									
Totals		28-56	3-12	21-34	10	21	31	13	80	18	9	3	12	200		
1st - FG %:		6-12	50.0%	2nd: 7-16	43.8%	3rd: 7-13	53.8%	4th: 8-15	53.3%	Game: 28-56	50.0%	Deadball				
3FG %:		0-1	0.0%	3-6	50.0%	0-2	0.0%	0-3	0.0%	3-12	25.0%	Rebounds				
FT %:		0-1	0.0%	2-6	33.3%	4-6	66.7%	15-21	71.4%	21-34	61.8%	11,1				

Officials: Michael Price, Clarke Stevens, Cheryl Flores  
Technical fouls: Georgia-None. UCLA-None.  
Attendance: 5113

Score by periods	1st	2nd	3rd	4th	Total
Georgia	22	18	11	18	69
UCLA	12	19	18	31	80

Last FG - UGA 4th-00:28. UCLA 4th-02:23.  
Largest lead - UGA by 12 1st-00:41. UCLA by 11 4th-00:13.  
UGA led for 03:42. UCLA led for 05:37. Game was tied for 03:41.Score tied - 6 times.  
Lead changed - 7 times.

## GAME 2

#13/14 GEORGIA 85, WINTHROP 39  
STEGEMAN COLISEUM | ATHENS | NOV. 11, 2018Official Basketball Box Score -- Game Totals -- Final Statistics  
Winthrop vs Georgia  
11/11/18 2 p.m. ET at Stegeman Coliseum - Athens, Ga.

## Winthrop 39 • 0-2

#	Player	Total			3-Ptr		Rebounds			PF	TP	A	TO	Blk	Stl	Min
		FG-FGA	FG-FGA	FT-FTA	Off	Def	Total									
24	NWABUDU, Kem	4-19	0-0	0-0	3	1	4	1	8	1	2	0	3	34		
04	LANGSTAFF, Maleeah	0-4	0-0	1-2	2	2	4	2	1	1	3	1	2	31		
04	BUCKLEY, Sydney	0-2	0-0	2-2	1	0	1	2	2	1	6	0	0	34		
21	RILEY, Anika	3-9	0-0	1-1	2	8	10	3	7	0	2	0	1	24		
25	HAGAMAN, Courtney	3-11	2-6	0-0	2	0	2	1	8	0	2	0	3	18		
03	JAMISON, Destinee	0-4	0-0	2-2	0	1	1	2	2	0	2	0	1	16		
03	COWAN, Essence	0-3	0-0	0-2	0	1	1	2	0	0	0	0	0	10		
15	WHITFIELD, Jah'che	1-7	0-1	3-8	1	3	4	1	5	0	1	0	1	17		
55	COELLO PEREZ, Angela	3-7	0-2	0-0	0	1	1	2	6	0	1	0	0	16		
Team					5	2	7									
Totals		14-66	2-13	9-17	16	19	35	16	39	3	19	1	11	200		
1st - FG %:		2-16	12.5%	2nd: 4-18	22.2%	3rd: 6-17	35.3%	4th: 2-15	13.3%	Game: 14-66		21.2%	Deadball			
3FG %:		0-2	0.0%	0-4	0.0%	2-3	66.7%	1-8	12.5%	2-13		15.4%				
FT %:		2-2	100.0%	4-8	50.0%	1-1	100.0%	1-10	10.0%	9-17		52.9%				



## GAME 5

### #24 GEORGIA 60, MERCER 33

#### COLISEO RUBEN ZAYAS | PUERTO RICO | NOV. 22, 2018



Official Basketball Box Score -- Game Totals -- Final Statistics  
Morgan State vs Georgia  
11/22/18 1:00 PM at Coliseo Ruben Zayas, Trujillo Alto, PR



#### Morgan State 33 - 1-5

#	Player	Total		3-Ptr		Rebounds		PF	TP	A	TO	Blk	Stl	Min		
		FG-FGA	FG-FGA	FT-FTA	Off	Def	Tot									
02	Chavis, Jahiyan	-	3-9	0-3	0-0	3	2	5	1	6	1	5	0	2	33	
11	Horn, Kayla		2-8	0-4	0-2	1	4	5	0	4	2	2	1	1	35	
12	Bolasighn, Naomi		2-11	2-8	2-2	2	1	3	3	8	0	2	0	1	28	
21	Coleman, Adreoria		3-11	0-2	0-0	1	5	6	2	6	2	3	0	2	39	
24	Sherrill, Elizabeth		1-8	0-0	0-0	1	4	5	1	2	1	1	0	0	36	
04	McCalla, Ashia		3-10	0-1	1-2	3	0	3	2	7	2	3	0	2	29	
Team						4	1	5								
Totals			14-57	2-18	3-6	15	17	32	9	33	8	16	1	8	200	
1st - FG %:		5-17	29.4%	2nd:	3-10	30.0%	3rd:	3-13	23.1%	4th:	3-17	17.6%	Game:	14-57	24.6%	Deadball
3FG %:		0-6	0.0%	0-2	0.0%	1-4	25.0%	1-6	16.7%	2-18	11.1%	3-6	50.0%	Rebounds	2	
FT %:		0-0	0.0%	0-0	0.0%	0-0	0.0%	3-6	50.0%							

#### Georgia 60 - 3-2

#	Player	Total			Rebounds			PF	TP	A	TO	Blk	Stl	Min
		FG-FGA	3-FTA	FT-FTA	Off	Def	Total							
00	COLE, Taja	4-6	0-1	1-3	1	3	4	1	9	5	3	1	2	29
02	CONNALLY, Gabby	3-5	1-1	0-0	0	2	2	1	7	2	3	0	0	30
03	PAUL, Stephanie	3-4	1-1	0-0	4	1	5	1	7	4	1	0	0	20
04	ROBINSON, Caliya	9-17	0-4	1-2	5	6	11	3	19	3	4	3	2	29
10	HOSE, Caitlin	1-4	0-2	0-0	0	1	1	2	2	0	0	0	1	16
01	JOHNSON, Donnetta	1-6	0-2	0-0	0	5	5	1	2	0	2	0	1	14
11	CALDWELL, Maya	0-0	0-0	0-2	0	1	1	0	0	1	0	0	0	19
12	HUBBARD, Kaila	0-2	0-1	0-0	0	0	0	1	0	0	2	0	1	15
14	STAITI, Jenna	4-8	0-1	2-2	3	4	7	0	10	1	0	3	0	15
22	BATES, Malury	2-5	0-0	0-0	2	2	4	0	4	0	3	1	1	13
Team					2	4	6							
Totals		27-57	2-13	4-9	17	29	46	10	60	16	18	8	8	200
1st - FG %: 7-14 50.0% 2nd: 6-13 46.2% 3rd: 8-15 53.3% 4th: 6-15 40.0% Game: 27-57 47.4% Deadball														
3FG %: 1-5 20.0% 0-4 0.0% 1-1 100.0% 0-3 0.0% 2-13 15.4% Rebounds														
FT %: 1-3 33.3% 0-2 0.0% 3-3 100.0% 0-1 0.0%														

Officials: Joel Ortiz, Shawn Good, Tim Green  
Technical fouls: Morgan State-None, Georgia-None.  
Attendance: 75

Score by periods	1st	2nd	3rd	4th	Total
Morgan State	6	7	10	33	
Georgia	16	12	20	60	

Last FG - MORGAN STATE 4th-02:18, UGA 4th-00:42.  
Largest lead - MORGAN STATE None, UGA by 29 4th-08:43.  
MORGAN STATE led for 00:00, UGA led for 38:35. Game was tied for 01:25.

In	Off	2nd	Fast	Bench
Points	Paint	T/O	Chance	Break
10	9	9	0	7
UGA	38	16	17	0

Score tied - 1 time.  
Lead changed - 0 times.

## GAME 6

### #7 MARYLAND 58, #24 GEORGIA 51

#### COLISEO ROBERTO CLEMENTE | PUERTO RICO | NOV. 24, 2018



Official Basketball Box Score -- Game Totals -- Final Statistics  
Georgia vs #7 Maryland  
11/24/18 1:00 PM at Coliseo Roberto Clemente, San Juan, PR



#### Georgia 51 - 5-0

#	Player	Total		3-Ptr		Rebounds					PF	TP	A	TO	Blk	Stl	Min
		FG-FGA	FG-FGA	FG-FGA	FT-FTA	Off	Def	Total									
00	COLE, Taja	4-20	1-4	2-4		2	2	4	2	11	5	1	0	2	40		
02	CONNALLY, Gabby	5-21	2-6	4-4		1	3	4	5	16	1	0	0	2	40		
03	PAUL, Stephanie	2-3	0-0	0-0		2	3	5	2	4	1	1	0	1	24		
04	ROBINSON, Caliya	6-15	0-1	0-2		3	6	9	2	12	0	2	2	0	36		
10	HOSE, Caitlin	0-2	0-0	0-0		2	3	5	1	0	1	0	0	1	13		
01	JOHNSON, Donnetta	0-0	0-0	0-0		0	1	1	0	0	0	0	0	0	3		
11	CALDWELL, Maya	0-3	0-0	0-0		4	0	4	1	0	1	0	0	0	11		
12	HUBBARD, Kaila	0-2	0-0	0-0		0	2	2	1	0	0	0	0	0	13		
14	STAITI, Jenna	1-3	0-1	0-0		1	0	1	3	2	0	1	2	0	7		
22	BATES, Malury	3-9	0-0	0-0		3	0	3	0	6	0	1	0	1	13		
	Team					4	0	4									
Totals		21-78	3-12	6-10		22	20	42	17	51	9	6	4	7	200		

#### #7 Maryland 58 - 3-3

#	Player	Total			3-Ptr			Rebounds			PF	TP	A	TO	Blk	Stl	Min
		FG-FGA	FG-FGA	FT-FTA	FG-FGA	FG-FGA	FT-FTA	Off	Def	Total							
03	Channise Lewis	2-3	2-2	1-2	0	1	1	1	7	2	1	0	0	40			
05	Kaila Charles	3-11	0-1	1-2	0	8	8	1	7	4	3	1	1	34			
11	Taylor Mikesell	1-6	1-6	5-6	0	3	3	2	8	1	3	0	0	38			
22	Blair Watson	1-2	0-1	0-0	0	2	2	2	2	0	0	1	0	13			
24	Stephanie Jones	9-14	1-1	2-3	1	6	7	4	21	2	5	2	1	34			
01	Shakira Austin	1-8	0-0	3-6	3	11	14	1	5	2	2	4	0	28			
32	Sara Vujacic	0-0	0-0	0-0	0	0	0	1	0	0	0	0	0	3			
34	Brianna Fraser	2-3	0-0	4-4	0	1	1	1	8	0	1	0	0	10			
	Team				5	5	10										
Totals		19-47	4-11	16-23	9	37	46	13	58	11	15	8	2	200			

Officials: Shwan Good, Tim Green, Jose Quinones  
Technical fouls: Georgia-None, #7 Maryland-None.  
Attendance: 188

Score by periods	1st	2nd	3rd	4th	Total
Georgia	18	12	12	9	51
#7 Maryland	26	11	10	11	58

In	Off	2nd	Fast	Bench
Points	Paint	T/O	Chance	Break
28	8	18	0	8
UGA	18	3	5	0

Last FG - UGA 4th-00:51, UMD 4th-00:43.  
Largest lead - UGA by 2 1st-09:41, UMD by 15 2nd-06:10.

Score tied - 4 times.  
Lead changed - 3 times.

## GAME 7

### GEORGIA 67, MERCER 60

#### STEGEMAN COLISEUM | ATHENS | NOV. 28, 2018



Official Basketball Box Score -- Game Totals -- Final Statistics  
Mercer vs Georgia  
11/28/18 7 p.m. ET at Stegeman Coliseum - Athens, Ga.



#### Mercer 60 - 3-4

#	Player	Total		3-Ptr		Rebounds		PF	TP	A	To	Blk	Stl	Min	
		FG	FGA	FG	FGA	FT	FTA								Off
02	Amanda Thompson	f	5-14	0-0	2-2	3	3	6	3	12	3	2	1	1	36
21	Shannon Titus		3-12	0-0	6-6	0	7	7	2	12	2	1	0	3	37
34	Rachel Selp	c	4-11	0-0	1-2	0	3	3	4	9	0	0	0	0	39
00	KeKe Calloway		10-17	0-3	1-2	0	3	3	2	21	1	4	0	0	34
11	Linnea Rosendal	g	1-5	1-4	0-0	0	0	0	0	3	2	2	0	2	32
15	Ally Welch		0-1	0-0	0-0	0	1	1	0	0	0	1	0	0	10
32	Jaron Dougherty		1-2	0-0	1-2	0	3	3	0	3	0	0	0	0	12
Team						3	4	7				1			
Totals			24-62	1-7	11-14	6	24	30	11	60	8	11	1	6	200
1st - FG %: 9-19 47.4%      2nd: 4-13 30.8%      3rd: 6-14 42.9%      4th: 5-16 31.3%      Game: 24-62 38.7%      Deadball															
3FG %: 1-4 25.0%      0-1 0.0%      FT %: 0-1 0.0%      75.0%      1-7 14.3%      11-14 78.6%      Rebounds															
FT %: 0-0 0.0%      3-4 75.0%															

#### Georgia 67 - 4-3

#	Player	Total		3-Ptr	
---	--------	-------	--	-------	--

## GAME 9

### GEORGIA 61, FURMAN 38

#### STEGEMAN COLISEUM | ATHENS | DEC. 4, 2018



Official Basketball Box Score -- Game Totals -- Final Statistics  
Furman vs Georgia  
12/4/18 7 p.m. ET at Stegeman Coliseum - Athens, Ga.



Furman 38 • 4-4

#	Player		Total		3-Ptr		Rebounds		PF	TP	A	To	Blk	Stl	Min
			FG-FGA	FT-FTA	FG-FGA	FT-FTA	Off	Def							
13	Kaitlyn Duncan	f	2-6	0-1	0-0	0	6	6	3	4	0	2	3	1	21
01	Milica Manojlovic	g	0-2	0-0	0-0	0	1	1	2	0	4	2	0	0	19
10	Le Zae Davidson	g	0-11	0-7	6-7	1	0	1	0	6	1	4	0	2	34
12	Tyiah Hunter	g	3-5	0-0	0-0	3	3	6	2	6	0	3	1	0	20
44	Taylor Petty	g	1-8	1-4	2-2	1	3	4	3	5	1	1	0	0	26
02	Janya Outten	g	1-2	0-0	1-2	0	0	0	1	3	2	1	0	1	19
03	Sutton West	g	1-2	0-0	0-0	1	2	3	0	2	0	0	0	0	11
04	Jade Kirsome	g	0-5	0-4	2-2	1	3	4	1	2	0	1	0	1	18
05	Sydni Donovan	g	0-0	0-0	0-0	0	1	1	0	0	0	0	0	0	1
11	Hannah Sellinger	g	0-0	0-0	0-0	0	0	0	0	0	0	0	0	0	2
14	Grace van Rij	g	0-0	0-0	0-0	0	0	0	0	0	0	0	0	0	2
23	Beatriz Mateo	g	0-0	0-0	2-2	0	0	0	0	2	0	1	0	0	1
24	Greyson Boone	g	0-0	0-0	0-0	0	0	0	0	0	0	0	0	0	3
30	Natalie Wilson	g	0-0	0-0	0-0	0	0	0	0	0	1	0	0	0	3
55	Celena Taborn	g	3-5	0-0	2-2	1	1	2	3	8	0	3	0	0	20
Team						2	2	4				1			
Totals			11-46	1-16	15-17	9	23	32	15	38	8	20	4	5	200

1st - FG %:	1-13	7.7%	2nd - 4-12	33.3%	3rd - 3-10	30.0%	4th - 3-11	27.3%	Game - 11-46	23.9%	Deadball	
3FG %:	0-3	0.0%	0-4	0.0%	0-2	0.0%	1-7	14.3%	1-16	6.3%	Rebounds	
FT %:	0-0	0.0%	2-2	100.0%	9-11	81.8%	4-4	100.0%	15-17	88.2%	2	

Georgia 61 • 6-3

#	Player		Total		3-Ptr		Rebounds		PF	TP	A	T	Blk	Stl	Min
			FG-FGA	FT-FTA	FG-FGA	FT-FTA	Off	Def							
03	PAUL, Stephanie	f	5-7	0-0	5-7	4	6	10	2	15	1	1	0	0	23
04	ROBINSON, Caliya	f	4-14	0-1	0-0	2	5	7	2	8	1	1	2	0	22
00	COLE, Taja	g	4-9	0-1	1-2	2	4	6	3	9	4	1	0	2	32
02	CONNALLY, Gabby	g	4-8	2-3	2-2	0	1	1	1	12	1	2	1	4	32
12	HUBBARD, Kaila	g	3-10	0-2	2-4	6	0	6	1	8	0	2	0	4	27
01	JOHNSON, Donnetta	g	1-4	0-0	0-0	2	1	3	1	2	0	1	0	1	10
10	HOSE, Caitlin	g	0-1	0-0	0-0	2	1	3	0	0	0	0	0	0	6
11	CALDWELL, Maya	g	1-8	0-2	1-2	3	2	5	4	3	4	1	2	2	24
14	STAATI, Jenna	g	1-4	0-0	0-0	1	1	2	0	2	0	0	0	0	8
23	MORRISON, Que	g	0-2	0-1	2-2	1	5	6	0	2	0	1	0	0	13
25	HENDERSON, Ari	g	0-0	0-0	0-0	0	0	0	0	2	0	1	0	0	3
Team						1	1	2							
Totals				23-67	2-10	13-19	24	27	51	14	61	11	12	5	200

1st - FG %:	6-18	33.3%	2nd - 5-18	27.8%	3rd - 6-20	30.0%	4th - 6-11	54.5%	Game - 23-67	34.3%	Deadball	
3FG %:	0-3	0.0%	0-3	0.0%	2-3	66.7%	0-1	0.0%	2-10	20.0%	Rebounds	
FT %:	4-4	100.0%	1-2	50.0%	3-5	60.0%	5-8	62.5%	13-19	68.4%	3	

Officials: Felicia Gritter, Cameron Inouye and Nykesha Thompson  
Technical fouls: Furman-None. Georgia-None.  
Attendance: 2174

Score by periods		1st	2nd	3rd	4th	Total
Furman		2	10	15	11	38
Georgia		16	11	17	17	61

Last FG - FUR 4th-02:09, UGA 4th-04:39.  
Largest lead - FUR None, UGA by 25 4th-03:50.  
FUR led for 00:00, UGA led for 39:35, Game was tied for 00:23.

Score tied - 0 times.  
Lead changed - 0 times.

## GAME 11

### GEORGIA 77, LIPSCOMB 45

#### STEGEMAN COLISEUM | ATHENS | DEC. 19, 2018



Official Basketball Box Score -- Game Totals -- Final Statistics  
Lipscomb vs Georgia  
12/19/18 11 a.m. ET at Stegeman Coliseum - Athens, Ga.



Lipscomb 45 • 2-9

#	Player	Total		3-Ptr		Rebounds		PF	TP	A	TO	Blk	Stl	Min	
		FG-FGA	FT-FTA	FG-FGA	FT-FTA	Off	Def								
22	CLARK, Taylor	1	3-7	2-4	8-10	2	0	2	1	16	0	4	0	2	29
05	SHORT, Carleigh	g	1-5	1-4	1-2	0	2	2	1	4	1	0	0	2	24
15	RAU, Lauren	g	4-9	1-2	6-7	0	3	3	2	15	1	5	0	0	29
20	DEASON, Jane	g	0-5	0-2	0-0	0	3	3	0	0	0	0	0	0	27
23	HAMMAKER, Anna	g	1-7	0-2	0-0	0	2	2	3	2	1	3	0	0	23
10	SIMPSON, Gracie	g	0-1	0-1	0-0	0	1	1	0	0	0	0	0	0	3
12	MORROW, Keely	g	1-5	0-1	3-4	1	2	3	2	5	1	5	0	1	20
14	MANOS, Lexi	g	1-3	1-3	0-0	0	1	1	1	3	1	2	0	1	23
25	GRILLON, Gabi	g	0-0	0-0	0-0	0	1	1	0	0	0	0	0	0	10
44	ROSENBAUM, Kailey	g	0-3	0-0	0-0	2	3	5	2	0	0	1	0	0	12
Team						4	4	8				5			
Totals			11-45	5-19	18-23	9	22	31	16	45	5	25	0	9	200
1st FG %: 3-15 20.0% 2nd: 2-4 50.0% 3rd: 3-9 33.3% 4th: 3-9 33.3% Game: 11-45 24.4%															
FG %: 2-6 33.3% 2-4 50.0% 1-2 50.0% 0-7 0.0% 5-19 26.3%															
FT %: 3-4 75.0% 8-10 80.0% 1-2 50.0% 0-0 0.0% 18-23 78.3%															
Rebounds: 2 0 3 2 7															

1st - FG %:	3-15	20.0%	2nd - 2-6	33.3%	3rd - 3-8	37.5%	4th - 3-15	20.0%	Game - 11-45	24.4%	Deadball	
3FG %:	2-6	33.3%	2-4	50.0%	1-2	50.0%	0-7	0.0%	5-19	26.3%	Rebounds	
FT %:	3-4	75.0%	8-10	80.0%	4-4	100.0%	3-5	60.0%	18-23	78.3%	4	

Georgia 77 • 7-4

#	Player	Pos	FG	3PT	FT	Reb	Ass	PF	TP	A	T	Blk	Stl	Min	
03	PAUL, Stephanie	F	3-7	0-0	2-2	3	5	8	0	8	2	2	0	1	30
04	ROBINSON, Caliya	F	8-12	0-0	5-7	2	6	8	2	21	1	5	0	24	
00	COLE, Taja	G	3-5	0-0	2-3	0	3	3	4	8	9	4	0	1	27
02	CONNALLY, Gabby	G	5-9	2-5	1-1	0	2	2	5	13	3	1	0	2	33
23	MORRISON, Que	G	3-3	1-1	1-2	0	2	2	2	6	1	3	1	1	17
01	JOHNSON, Donnetta	G	1-4	1-4	0-0	0	0	0	1	3	1	0	0	0	16
10	HOSE, Caitlin	G	2-5	0-3	0-0	0	1	1	0	4	0	1	0	0	11
11	CALDWELL, Maya	G	3-4	1-2	0-0	0	1	1	3	7	0	4	0	0	10
12	HUBBARD, Kaila	G	0-2	0-0	0-0	1	2	3	2	0	0	3	1	0	13
14	STAATI, Jenna	G	1-1	1-1	2-4	1	3	4	1	5	1	0	1	1	16
25	HENDERSON, Ari	G	1-2	0-1	0-0	0	0	0	0	2	0	0	0	0	3
Team						2	1	3							
Totals			29-54	6-17	13-19	9	26	35	20	77	19	19	8	6	200

1st - FG %:	6-11	54.5%	2nd - 9-15	60.0%	3rd - 7-14	50.0%	4th - 7-14	50.0%	Game - 29-54	53.7%	Deadball	
3FG %:	1-3	33.3%	2-4	50.0%	3-5	60.0%	1-5	20.0%	6-17	35.3%	Rebounds	
FT %:	6-8	75.0%	2-3	66.7%	3-4	75.0%	2-4	50.0%	13-19	68.4%	0	

Officials: Mark Kentz, Brian Garland and Dawn Marsh  
Technical fouls: Lipscomb-None. Georgia-None.  
Attendance: 7090

Score by periods		1st	2nd	3rd	4th	Total
Lipscomb		11	14	11	9	45
Georgia		19	22	19	17	77

Last FG - LIP 4th-03:56, UGA 4th-00:43.  
Largest lead - LIP None, UGA by 32 4th-00:43.  
LIP led for 00:00, UGA led for 39:48, Game was tied for 00:12.

Score tied - 0 times.  
Lead changed - 0 times.

## GAME 10

### VILLANOVA 62, GEORGIA 56

#### FINNERAN PAVILION | PHILADELPHIA | DEC. 14, 2018



Official Basketball Box Score -- Game Totals -- Final Statistics  
Georgia vs Villanova  
12/14/18 7:00 pm at Finneran Pavilion



Georgia 56 • 6-4

#	Player		Total		3-Ptr		Rebounds			PF	TP	A	TO	Blk	Stl	Min
			FG-FGA	FG-FGA	FT-FTA	Off	Def	Total								
03	PAUL, Stephanie	f	8-12	0-1	3-3	3	4	7	3	19	1	2	0	0	36	
04	ROBINSON, Caliya	f	3-10	0-0	0-0	1	1	2	2	6	1	1	1	1	26	
00	COLE, Taja	g	1-7	0-1	1-2	1	8	9	2	3	7	1	1	1	40	
02	CONNALLY, Gabby	g	5-9	1-3	1-1	1	0	1	2	12	2	1	0	2	34	
23	MORRISON, Que	g	1-3	0-2	0-0	1	0	1	3	2	0	0	0	1	20	
01	JOHNSON, Donnetta		0-0	0-0	0-0	0	0	0	0	0	0	1	0	0	3	
11	CALDWELL, Maya		2-5	0-0	0-0	3	0	3	1	4	1	4	0	1	19	
12	HUBBARD, Kaila		0-2	0-1	0-0	0	1	1	1	0	0	1	0	0	8	
14	STAITI, Jenna		3-5	0-0	4-9	0	3	3	2	10	1	2	3	0	14	
	Team					4	3	7								
	Totals		23-53	1-8	9-15	14	20	34	16	56	13	13	5	6	200	

**GAME 13**  
**GEORGIA 83, PRESBYTERIAN 59**  
**STEGEMAN COLISEUM | ATHENS | DEC. 28, 2018**

Official Basketball Box Score -- Game Totals -- Final Statistics  
Presbyterian vs Georgia  
12/28/18 2 p.m. ET at Stegeman Coliseum - Athens, Ga.

**Presbyterian 59 • 2-8**

#	Player	Total		3-Ptr		Rebounds			PF	TP	A		TO	Blk	Stl	Min
		FG	FGA	FG	FGA	Off	Def	Tot			TO	Blk				
15	SANTOS, Tess	1-6	1-4	0-0	0-0	0	2	2	2	3	0	2	0	0	2	31
32	VIOLA, Salina	3-11	2-4	3-3	2	6	8	3	11	0	1	0	0	0	24	24
44	BLACKWELL-BOYDEN, E	1-4	0-0	1-2	3	0	3	2	3	1	2	0	0	1	25	25
11	HALL, Kacie	7-15	1-2	3-4	0	1	1	0	18	2	1	0	3	36	36	36
23	STAFFORD, Shamani	6-12	5-10	0-0	0	5	5	1	17	1	1	0	0	32	32	32
03	HEMM, Riley	0-0	0-0	0-0	0	0	0	0	0	0	0	0	0	3	3	3
04	GIBBS, Bri	1-3	0-0	3-4	0	3	4	4	5	0	0	0	1	20	20	20
14	JOHNSON, Trinity	1-8	0-1	0-0	1	3	4	2	2	7	4	0	1	30	30	30
Team																
Totals		20-59		9-21		10-13		9 21 30		14 59		11 12		0 7		200
1st - FG %:		2-14		14.3%		2nd - 3-13		23.1%		3rd - 9-17		52.9%		4th - 6-15		40.0%
3FG %:		1-6		16.7%		1-2		50.0%		5-7		71.4%		2-6		33.3%
FT %:		0-0		0.0%		3-6		50.0%		2-2		100.0%		5-5		100.0%
Game:		20-59		33.9%		9-21		42.9%		10-13		76.9%		Deadball		Rebounds
																0

**Georgia 83 • 9-4**

#	Player	Total		3-Ptr		Rebounds			PF	TP	A		TO	Blk	Stl	Min
		FG	FGA	FG	FGA	Off	Def	Tot			TO	Blk				
03	PAUL, Stephanie	7-11	0-1	3-5	4	6	10	3	17	2	3	4	0	30	30	30
04	ROBINSON, Caliya	0-2	0-1	0-0	0	2	2	0	0	0	0	1	0	5	5	5
00	COLE, Taja	6-11	3-4	2-5	0	7	7	0	17	11	3	0	4	36	36	36
01	JOHNSON, Donnetta	1-5	1-1	0-0	1	2	3	4	3	0	0	0	0	8	8	8
02	CONNALLY, Gabby	3-7	1-5	2-4	1	1	2	1	9	4	3	0	0	35	35	35
11	CALDWELL, Maya	2-3	0-1	2-2	2	4	6	2	6	5	1	1	1	24	24	24
12	HUBBARD, Kaila	4-6	1-2	1-2	0	1	1	2	10	3	1	0	0	26	26	26
14	STAITI, Jenna	10-15	1-2	0-0	2	6	8	5	21	0	2	4	0	31	31	31
25	HENDERSON, Ari	0-0	0-0	0-0	1	0	1	0	0	0	0	0	0	5	5	5
Team																
Totals		33-60		7-17		10-18		11 33 44		17 83		25 13		10 5		200
1st - FG %:		10-17		58.8%		2nd - 9-13		69.2%		3rd - 8-13		61.5%		4th - 6-17		35.3%
3FG %:		3-6		50.0%		2-4		50.0%		1-2		50.0%		5-9		55.6%
FT %:		1-2		50.0%		3-5		60.0%		5-9		55.6%		Game:		20-59
																50.0%
																Deadball
																Rebounds
																3

Officials: Scott Yarborough, Katie Lukanich and Marcus Clayton  
Technical fouls: Presbyterian-None. Georgia-None.  
Attendance: 2885

Score by periods	1st	2nd	3rd	4th	Total
Presbyterian	5	10	25	19	59
Georgia	24	23	22	14	83

Last FG - PC 4th-00:06, UGA 4th-00:16.  
Largest lead - PC None, UGA by 35 2nd-00:25.  
PC led for 00:00. UGA led for 39:19. Game was tied for 00:41.

Points	In	Off	2nd	Fast	Bench
PC	18	10	11	3	7
UGA	38	9	12	19	37

Score tied - 0 times.  
Lead changed - 0 times.

**GAME 14**  
**GEORGIA 63, LSU 50**  
**STEGEMAN COLISEUM | ATHENS | JAN. 3, 2019**

Official Basketball Box Score -- Game Totals -- Final Statistics  
LSU vs Georgia  
1/3/19 7 p.m. ET at Stegeman Coliseum - Athens, Ga.

**LSU 50 • 9-4 (0-1)**

#	Player	Total		3-Ptr		Rebounds			PF	TP	A		TO	Blk	Stl	Min
		FG	FGA	FG	FGA	Off	Def	Tot			TO	Blk				
05	MITCHELL, Ayana	4-11	0-2	2-4	2	8	10	2	10	2	4	3	2	30	30	30
24	AIFUWA, Faustine	4-10	0-0	1-2	0	4	4	2	9	1	4	1	2	32	32	32
02	NORTON, Shanice	1-2	0-0	0-0	3	0	3	1	2	1	2	0	1	25	25	25
03	POINTER, Khayla	3-7	0-2	1-1	0	2	2	4	7	4	7	0	1	35	35	35
13	RICHARD-HARRIS, J.	0-2	0-1	0-0	0	0	0	1	0	0	1	0	0	22	22	22
04	FARLEY, Raven	0-0	0-0	0-0	0	1	1	0	0	0	1	1	0	5	5	5
12	BROOKS, Mercedes	5-11	2-6	0-0	1	1	2	1	12	1	1	0	1	22	22	22
23	SEAY, Karli	4-8	0-2	0-0	0	0	0	0	2	0	0	0	1	23	23	23
25	SPENCER, Rakell	1-2	0-1	0-0	1	2	3	0	2	1	0	0	0	6	6	6
Team																
Totals		22-53		2-14		4-7		7 19 26		11 50		13 19		5 8		200
1st - FG %:		6-13		46.2%		2nd - 6-14		42.9%		3rd - 6-12		50.0%		4th - 4-14		41.5%
3FG %:		0-0		0.0%		2-7		28.6%		0-3		0.0%		Game:		22-53
FT %:		0-0		0.0%		3-5		60.0%		2-14		14.3%		Deadball		Rebounds
																1

**Georgia 63 • 10-4 (1-0)**

#	Player	Total				Rebounds				PF	TP	A	TO	Blk	Stl	Min
		FG-FGA	FG-FGA	FT-FTA	3-Ptr	Off	Def	Total								
03	PAUL, Stephanie	f	3-7	0-0	2-2	0	0	0	4	8	1	3	0	0	16	
04	ROBINSON, Caliya	f	6-11	1-3	3-3	2	4	6	2	16	2	3	1	1	28	
00	COLE, Taja	g	4-12	1-2	0-0	0	4	4	1	9	4	0	3	4	40	
01	JOHNSON, Donnetta	f	0-0	0-0	0-0	0	0	0	0	0	2	1	0	2	11	
02	CONNALLY, Gabby	g	5-10	3-4	0-0	0	7	7	1	13	3	5	0	3	40	
11	CALDWELL, Maya	f	2-4	0-0	0-0	0	1	1	1	4	0	1	0	1	16	
12	HUBBARD, Kaila	f	0-0	0-0	0-0	1	1	2	1	0	0	0	0	0	6	
14	STAITI, Jenna	f	5-7	1-1	2-4	2	7	9	3	13	1	0	2	1	30	
23	MORRISON, Que	f	0-0	0-0	0-0	1	1	2	2	0	1	2	0	0	13	
	Team					2	0	2				1				
	Totals		25-51	6-10	7-9	8	25	33	15	63	19	20	3	11	200	



## GAME 17

### GEORGIA 66, #13 TENNESSEE 62

#### STEGEMAN COLISEUM | ATHENS | JAN. 13, 2019



Official Basketball Box Score -- Game Totals -- Final Statistics  
#13 Tennessee vs Georgia  
1/13/19 3 p.m. ET at Stegeman Coliseum - Athens, Ga.



#### #13 Tennessee 62 - 12-4, 1-3

#	Player	Total			3-Ptr			Rebounds			PF	TP	A	T	Blk	Stl	Min
		FG	FGA	FT	FTA	Off	Def	Off	Def	Tot							
00	Davis, Rennie	1	2-7	0-0	2-2	3	9	12	3	6	1	1	0	1	1	35	
15	Green, Cheridene	1	2-7	0-0	2-2	5	5	10	5	6	0	3	0	1	1	18	
02	Westbrook, Evina	g	9-16	0-1	5-8	2	2	4	2	23	6	3	0	1	1	38	
10	Jackson, Meme	g	2-6	2-4	0-0	1	3	4	2	6	1	2	0	1	1	30	
14	Green, Zaay	g	3-7	1-1	0-0	0	1	1	1	7	0	2	1	0	1	19	
04	Collins, Mimi		0-4	0-0	1-2	1	1	2	3	1	1	2	1	0	1	15	
11	Kushkiah, Kasiyahna		2-5	0-0	1-4	1	3	4	3	5	0	1	2	0	1	17	
12	Burrell, Rae		1-5	0-0	2-2	3	2	5	0	4	0	1	0	0	1	15	
13	Masengill, Jazmine		2-2	0-0	0-2	1	1	2	1	4	1	0	0	0	1	13	
Team						4	6	10		2							
Totals			23-64		3-9	13	22	21	33	54	20	62	10	17	4	4	200

1st FG %: 10-16 62.5% 2nd: 5-15 33.3% 3rd: 2-16 12.5% 4th: 6-17 35.3% Game: 23-64 35.9% Deadball Rebounds: 5  
3FG %: 2-3 66.7% 0-1 0.0% 1-4 25.0% 0-1 0.0% 3-9 33.3% 13-22 59.1%  
FT %: 0-0 0.0% 6-8 75.0%

#### Georgia 66 - 12-5, 3-1

#	Player		Total		3-Ptr		Rebounds				PF	TP	A	T	Blk	Stl	Min
			FG	FGA	FT	FTA	Off	Def	Tot								
03	PAUL, Stephanie	f	3-7	0-1	1-4	0	4	4	1	7	2	1	1	0	1	21	
04	ROBINSON, Caliya	f	7-19	0-1	2-3	4	2	6	2	16	5	2	6	2	3	37	
00	COLE, Taja	g	4-11	3-8	1-2	1	6	7	4	12	5	4	0	1	1	38	
01	JOHNSON, Donnetta	g	2-8	1-4	0-0	2	1	3	3	5	0	2	0	2	2	20	
02	CONNALLY, Gabby	g	5-14	1-8	2-2	0	2	2	3	13	2	2	0	0	0	28	
10	HOSE, Caitlin		0-1	0-1	0-0	0	0	0	0	0	0	0	0	0	1	7	
11	CALDWELL, Maya		0-0	0-0	0-0	0	0	0	1	0	0	0	2	0	0	2	
12	HUBBARD, Kaila		0-4	0-0	1-2	2	0	2	3	1	0	0	0	0	0	15	
14	STAITI, Jenna		4-9	0-1	4-5	3	4	7	2	12	0	0	1	1	20		
23	MORRISON, Que		0-0	0-0	0-0	0	1	1	0	0	1	0	0	0	1	12	
Team						8	4	12									
Totals				25-73	5-24	11-18	20	24	44	19	66	15	13	8	7	200	

1st FG %: 4-16 25.0% 2nd: 6-20 30.0% 3rd: 10-19 52.6% 4th: 5-18 27.8% Game: 25-73 34.2% Deadball Rebounds: 2  
3FG %: 1-4 25.0% 0-0 0.0% 1-8 12.5% 0-6 0.0% 5-24 20.8%  
FT %: 1-2 50.0% 2-5 40.0% 1-2 50.0% 7-9 77.8% 11-18 61.1%

Officials: Michael McConnell, Carla Fountain and Julie Krommenhoek  
Technical fouls: #13 Tennessee-None. Georgia-None.  
Attendance: 5867

Score by periods	1st	2nd	3rd	4th	Total
#13 Tennessee	22	14	11	15	62
Georgia	10	14	25	17	66

Points	In	Off	2nd	Fast	Bench
UT	34	5	13	12	14
UGA	32	15	17	7	13

Score tied - 5 times.  
Lead changed - 10 times.

Last FG - UT 4th-01:04, UGA 4th-01:24.  
Largest lead - UT by 17 2nd-02:20, UGA by 7 4th-05:25.  
UT led for 24:31. UGA led for 13:43. Game was tied for 01:46.

## GAME 19

### TEXAS A&M 76, GEORGIA 66

#### STEGEMAN COLISEUM | ATHENS | JAN. 20, 2019



Official Basketball Box Score -- Game Totals -- Final Statistics  
Texas A&M vs Georgia  
1/20/19 4 p.m. ET at Athens, Ga. - Stegeman Coliseum



#### Texas A&M 76 - 14-4, 3-2

#	Player		Total		3-Ptr		Rebounds					PF	TP	A	TO	Blk	Stl	Min
			FG	FGA	FG	FGA	FT	FTA	Off	Def	Total							
31	N'dea Jones	f	2-7	0-0	0-0	0	6	15	21	2	4	2	2	2	2	2	40	
40	Ciera Johnson	c	3-8	0-0	4-4	6	5	11	2	10	0	2	2	1	0	37		
03	Chennedy Carter	g	10-28	3-7	8-13	0	6	6	2	31	3	3	3	0	1	33		
04	Shambria Washington	g	5-8	2-3	3-4	0	2	2	2	15	2	3	0	2	40			
11	Kayla Wells	g	6-13	1-3	2-2	1	3	4	6	15	0	2	2	2	40			
14	Jada Walton		0-1	0-1	1-2	1	0	1	0	1	0	0	0	0	7			
34	Caylinne Martin		0-0	0-0	0-0	0	0	0	0	1	0	0	1	0	0	3		
	Team					1	2	3										
Totals			26-65	6-14	18-25	16	31	47	12	76	7	13	5	7	200			

1st FG %: 6-18 33.3% 2nd: 6-20 30.0% 3rd: 7-16 43.8% 4th: 7-11 63.6% Game: 26-65 40.0% Deadball Rebounds: 5  
3FG %: 2-6 33.3% 1-2 50.0% 2-5 40.0% 1-1 100.0% 6-14 42.9%  
FT %: 5-6 83.3% 0-1 0.0%

#### Georgia 66 - 12-7, 3-3 SEC

#	Player		Total		3-Ptr		Rebounds				PF	TP	A	T	Blk	Stl	Min
			FG	FGA	FG	FGA	FT	FTA	Off	Def							
03	PAUL, Stephanie	f	2-5	0-0	0-0	1	1	2	1	4	1	3	0	0	0	21	
04	ROBINSON, Caliya	f	6-9	0-1	2-2	1	5	6	5	14	1	0	2	1	33		
00	COLE, Taja	g	5-12	0-4	1-2	0	5	5	3	11	9	3	0	1	1	27	
01	JOHNSON, Donnetta	g	0-4	0-2	1-2	2	3	5	2	1	0	1	0	0	11		
02	CONNALLY, Gabby	g	7-16	4-8	0-0	0	1	1	2	18	2	3	1	3	40		
10	HOSE, Caitlin		0-1	0-1	0-0	1	1	2	0	0	1	1	0	0	9		
11	CALDWELL, Maya		1-3	0-1	0-0	0	0	0	0	2	0	0	0	0	4		
12	HUBBARD, Kaila		0-0	0-0	0-0	0	0	0	0	2	0	0	0	0	4		
14	STAITI, Jenna		5-9	1-2	3-3	0	5	5	3	14	1	0	1	0	24		
23	MORRISON, Que		1-3	0-1	0-0	0	3	3	1	2	2	1	0	1	28		
Team						1	1	2									
Totals			27-62	5-20	7-9	6	25	31	17	66	18	13	4	6	200		

1st FG %: 6-14 42.9% 2nd: 6-15 40.0% 3rd: 7-17 41.2% 4th: 8-16 50.0% Game: 27-62 43.5% Deadball Rebounds: 0  
3FG %: 2-7 28.6% 0-5 0.0% 2-3 66.7% 1-5 20.0% 5-20 25.0%  
FT %: 2-4 50.0% 0-0 0.0% 3-3 100.0% 2-2 100.0% 7-9 77.8%

Officials: Denise Brooks, Brian Garland and Eric Koch  
Technical fouls: Texas A&M-None. Georgia-ROBINSON, Caliya.  
Attendance: 4773

Score by periods	1st	2nd	3rd	4th	Total
Texas A&M	19	17	16	24	76
Georgia	16	12	19	19	66

Points	In	Off	2nd	Fast	Bench
TAMU	36	13	21	12	1
UGA	31	9	1	9	18

Score tied - 4 times.  
Lead changed - 2 times.

Last FG - TAMU 4th-00:44, UGA 4th-02:02.  
Largest lead - TAMU by 12 3rd-08:31, UGA by 6 1st-06:23.  
TAMU led for 33:17. UGA led for 04:35. Game was tied for 02:08.

## GAME 18

### MISSOURI 61, GEORGIA 35

#### MIZZOU ARENA | COLUMBIA, MISSOURI | JAN. 17, 2019



Official Basketball Box Score -- Game Totals -- Final Statistics  
Georgia vs Missouri  
1-17-19 6 p.m. CT at Columbia, Mo. (Mizzou Arena)



#### Georgia 35 - 12-6, 3-2

#	Player	Total			3-Ptr			Rebounds			PF	TP	A	T	Blk	Stl	Min
		FG	FGA	FT	FTA	Off	Def	Off	Def	Tot							
00	COLE, Taja	*	2-8	0-1	0-0	1	3	4	3	4	4	3	0	1	40		
01	JOHNSON, Donnetta	*	3-9	0-1	1-1	1	1	2	0	7	0	2	0	0	20		
02	CONNALLY, Gabby	*	3-11	0-3	0-0	2	3	5	3	6	0	1	0	2	40		
03	PAUL, Stephanie	*	0-2	0-0	0-0	1	1	2	4	0	0	4	0	1	17		
04	ROBINSON, Caliya	*	4-10	1-2	3-4	3	5	8	1	12	1	3	3	1	40		
11	CALDWELL, Maya		2-6	0-2	0-0	1	0	1	0	4	1	2	0	1	15		
12	HUBBARD, Kaila		0-0	0-0	0-0	1	1	2	0	0	0	1	0	0	6		
14	STAITI, Jenna		0-1	0-0	0-0	0	0	0	5	0	0	3	1	0	6		
23	MORRISON, Que		1-2	0-0	0-0	0	2	2	0	2	1	0	0	1	16		
Team						1	0	1									
Totals			15-49		1-9	4	5	11	16	27	16	35	7	20	4	6	200

1st FG %: 3-11 27.3% 2nd: 3-11 27.3% 3rd: 6-15 40.0% 4th: 3-12 25.0% Game: 15-49 30.6% Deadball Rebounds: 0  
3FG %: 1-2 50.0% 0-3 0.0% 0-3 0.0% 1-2 50.0% 1-9 11.1%  
FT %: 0-0 0.0% 0-0 0.0% 3-3 100.0% 1-2 50.0% 4-5 80.0%

#### Mizzou 61 - 15-4, 4-1

#	Player	Total			Rebounds			PF	TP	A	T	Blk	Stl	Min
		FG-FGA	3-Ptr	FT-FTA	Off	Def	Total							
03	Cunningham, Sophie	9-15	2-4	3-3	2	6	8	2	23	1	5	0	5	38
05	Aldridge, Lauren	2-4	2-3	0-0	0	1	1	6	2	2	0	0	0	36
13	Schuchts, Hannah	0-2	0-1	0-0	1	2	3	1	0	1	0	2	0	11
22	Roundtree, Jordan	0-1	0-1	0-0	1	1	2	0	0	1	2	0	1	16
23	Smith, Amber	4-10	1-3	0-0	0	5	5	2	9	3	2	0	1	34
02	Levy, Akira	2-3	1-1	2-2	0	0	0	2	7	5	2	0	0	23
11	Troup, Haley	1-3	1-3	0-0	0	1	1	0	3	1	1	0	0	11
21	Porter, Cierra	1-3	1-1	5-6	2	3	5	3	8	1	0	1	1	19
24	Chavis, Jordan	0-0	0-0	0-0	0	1	1	0	0	0	0	0	0	1
34	Tahane, Emmanuelle	0-1	0-0	2-2	0	3	3	0	2	0	0	0	0	9
43	Berg, Grace	1-1	1-1	0-0	0	0	0	0	3	0	1	0	0	2
	Team				2	1	3			3				

## THE LAST TIME GEORGIA

### Scored 100 points or more:

Dec. 17, 2007 - UGA 102, Mercer 45

### Scored 115 points or more:

Nov. 22, 1998 - UGA 118, Oral Roberts 64

### Scored less than 50 points:

Jan. 17, 2019 - Missouri 61, UGA 35

### Scored 50 points in a half:

Nov. 12, 2017 - UGA 95, Wofford 56 (57 in 2H)

### Allowed 100 points:

Jan. 14, 1999 - UGA 69, No. 1 Tennessee 102

### Held opponent to 40 points or less:

Dec. 21, 2018 - UGA 81, Ga Southern 38

### Held opponent to 20 or less points in a half:

Dec. 21, 2018 - UGA 81, Ga Southern 38  
(19 in the first half)

### Shot better than 60% from the field:

March 5, 2009 - UGA vs. Kentucky (63.3%)

### Won an overtime game:

Feb. 22, 2018 - #19 UGA 49, Alabama 43

### Lost an overtime game:

March 3, 2016 - Vandy 54, UGA 49

### Played a double-overtime game:

Feb. 5, 2017 - UGA 81, No. 25 Tennessee 78 (2OT)

### Played a triple-overtime game:

Never

### Played a quadruple-overtime game:

Never

### Had at least 20 steals in a game:

Nov. 25, 2014 - vs. Georgia Southern (23)

### Forced 30 turnovers in a game:

Nov. 30, 2011 - vs. S.C. State (30)

### Had a player score 30 points:

Nov. 28, 2018 - Caliya Robinson (30) vs. Mercer

### Had a player score 40 points:

Dec. 6, 1997 - Coco Miller (45) vs. Charleston Southern

### Had a player grab 15 rebounds:

Nov. 28, 2018 - Caliya Robinson (17) vs. Mercer

### Had a player grab 20 rebounds:

Dec. 4, 1986 - Katrina McClain (22) vs. Valdosta State

### Had a player dish out 10 or more assists:

Dec. 28, 2018 - Taja Cole (11) vs. Presbyterian

### Had a player block five shots:

Jan. 13, 2019 - Caliya Robinson (6) vs. Tennessee

### Had a player block 10 shots:

March 19, 1995 - Tracy Henderson (10) vs. Louisville

### Had a player with seven or more steals in a game:

Dec. 1, 2013 - Shacobia Barbee (7) vs. Georgia State

### Had two players record a double-double in same game:

March 17, 2018 - Georgia 68, Mercer 63  
(C. Robinson - 23 pts., 21 rebs.; M. Ingram - 21 pts., 10 rebs.)

### Had a player record a triple-double:

Nov. 15, 2015 vs. Stetson - Shacobia Barbee vs. Stetson; 10 pts., 13 rebs., 10 assists

### Had a player record a double-double in back-to-back games:

Caliya Robinson - 30 points, 17 rebounds vs. Mercer and 19 points, 10 rebounds vs. Charleston Southern (11/28-12/2, 2018)

### Had a player record a double-double in three consecutive games:

Caliya Robinson - 12 pts, 11 rebs. vs. Kentucky (1/7/18) and 21 pts., 12 rebs. vs. Arkansas (1/11/18) and 18 points, 19 rebounds vs. Texas A&M (1/14/18)

### Had two players score 20 points in a game:

March 17, 2018 vs. Mercer  
Caliya Robinson (23), Mackenzie Ingram (21)

### Had five or more players score in double figures:

Dec. 2, 2018 - Connally (20), Robinson (19), Staiti (11), Cole (10), Paul (10)

### Played a ranked opponent:

Jan. 13, 2019 - Georgia 66, #13 Tennessee 62

### Beat a ranked opponent:

Jan. 13, 2019 - Georgia 66, #13 Tennessee 62

### Beat a ranked opponent at home:

Jan. 13, 2019 - Georgia 66, #13 Tennessee 62

### Beat a ranked opponent on the road:

Jan. 14, 2018 - Georgia 92, #16 Texas A&M 84

### Beat a ranked opponent on a neutral court:

March 2, 2018 - #19 Georgia 55, #13 Missouri 41  
- SEC Tournament in Nashville, Tenn.



## INDIVIDUAL SUPERLATIVES

### GEORGIA

### CATEGORY

### OPPONENT

30, Caliya Robinson vs. Mercer (11/28)	<b>Points Scored</b>	31, Chennedy Carter, TAMU (1/20)
13, Gabby Connally at VU (1/6)	<b>Points Scored/Quarter</b>	14, Chennedy Carter, TAMU (1/20)
18, Gabby Connally at VU (1/6)	<b>Points Scored/Half</b>	17, 2X last by Chloe Bibby, MSU (1/10)
13, Caliya Robinson vs. Mercer (11/28)	<b>Total Field Goals Made</b>	11, Michaela Onyenwere, UCLA (11/14)
26, Caliya Robinson vs. Mercer (11/28)	<b>Total FGs Attempted</b>	28, Chennedy Carter, TAMU (1/20)
.1000 (5-5), Jenna Staiti vs. Winthrop (11/11)	<b>Highest FG Percentage (min. 5 att.)</b>	.800 (4-5), 3X, last by De'Sha Benjamin, Alabama (1/27)
.667 (10-15), 3X, last by Jenna Staiti vs. Presbyterian (12/21)	<b>Highest FG Percentage (min. 10 att.)</b>	.800 (8-10), 2X, last by Autumn Newby, VU (1/6)
.667 (10-15), Jenna Staiti vs. Presbyterian (12/21)	<b>Highest FG Percentage (min. 15 att.)</b>	.600 (9-15), Sophie Cunningham, UM (1/17)
5, Gabby Connally at VU (1/6)	<b>3-Point Field Goals Made</b>	5, Shamani Stafford, Presbyterian (12/21)
8, 4X, last by Gabby Connally vs. TAMU (1/20)	<b>3-Pt. FGs Attempted</b>	10, Shamani Stafford, Presbyterian (12/21)
N/A	<b>3-Pt. FGs Percentage (min. 6 made)</b>	N/A
8, Gabby Connally at VU (1/6)	<b>Free Throws Made</b>	8, 2X, last by Chennedy Carter, TAMU (1/20)
10, Taja Cole at UCLA (11/14)	<b>Free Throws Attempted</b>	13, Chennedy Carter, TAMU (1/20)
.1000 (8-8), Gabby Connally at VU (1/6)	<b>Free Throw Percentage (min. 5 att.)</b>	.1000 (6-6), Shannon Titus, Mercer (11/28)
.300 (3-10), Taja Cole at UCLA (11/14)	<b>Free Throw Percentage (min 10 att.)</b>	.917 (11-12), 2x, last by Chloe Jackson, LSU (1/14)
7, Caliya Robinson vs. Alabama (1/27)	<b>Offensive Rebounds</b>	13, Teaira McCowan, MSU (1/10)
13, Caliya Robinson vs. Mercer (11/28)	<b>Defensive Rebounds</b>	15, N'Dea Jones, TAMU (1/20)
17, Caliya Robinson vs. Mercer (11/28)	<b>Total Rebounds</b>	21, 2X, last by N'Dea Jones, TAMU (1/20)
11, 2X last by Taja Cole vs. Presbyterian (12/21)	<b>Assists</b>	7, Trinity Johnson, Presbyterian (12/21)
7, 2X, last by Taja Cole at MSU (1/10)	<b>Turnovers</b>	9, Cierra Johnson, Alabama (1/27)
6, 2X, last by Caliya Robinson vs. UT (1/13)	<b>Blocked Shots</b>	4, Shakira Austin, Maryland (11/24)
5, 2X, last by Gabby Connally & Caliya Robinson vs. Alabama (1/27)	<b>Steals</b>	7, Cierra Johnson, Alabama (1/27)
40, 12X, last by Gabby Connally vs. Alabama (1/27)	<b>Minutes Played (Including OT)</b>	40, 9X, 3X by TAMU (1/20)

## TEAM SUPERLATIVES

### Georgia High

### Georgia Low

### Category

### Opponent High

### Opponent Low

85 vs. WIN (11/11)	35 at UM (1/17)	<b>Points</b>	80, 2X last by MSU (1/10)	38, 2X, last by GSU (12/21)
28, at VU (1/6)	6 at UM (1/17)	<b>Points/Quarter</b>	31, UCLA (11/14)	2, FUR (12/4)
47, vs. Presbyterian (12/21)	13 at UM (1/17)	<b>Points/Half</b>	49, UCLA (11/14)	12, FUR (12/4)
35, vs. WIN (11/11)	15 at UM (1/17)	<b>Field Goals Made</b>	29, MSU (1/10)	11, 3X, last by GSU (12/21)
78 at MAR (11/24)	49 at UM (1/17)	<b>FG Attempts</b>	70, MSU (1/10)	43, UM (1/17)
.550 (33-60) vs. Presbyterian (12/21)	.269 (21-78) at MAR (11/24)	<b>FG Percentage</b>	.500 (28-56), UCLA (11/14)	.204 (11-54), GSU (12/21)
9, vs. WIN (11/11)	1, 2X, last at MU (1/17)	<b>3-Point FG Made</b>	10, CSU (12/2)	1, 2X last by FUR (12/4)
24, 2X, last vs. UT (1/13)	8, 2X last at MSU (1/10)	<b>3-Pt. FG Attempts</b>	21, 2X last by Presbyterian (12/21)	7, MER (11/28)
.600 (6-10) vs. LSU (1/3)	.111 (1-9) at UM (1/17)	<b>3-Pt. Percentage</b>	.526 (10-19), CSU (12/2)	.063 (1-16), FUR (12/4)
25, vs. GSU (12/21)	3 at GT (11/18)	<b>Free Throws Made</b>	21, UCLA (11/14)	4, LSU (1/3)
30, vs. GSU (12/21)	5 at UM (1/17)	<b>FT Attempted</b>	34, UCLA (11/14)	7, LSU (1/3)
.833 (25-30) vs. GSU (12/21)	.273 (3-11) at GT (11/18)	<b>FT Percentage (min 10 att.)</b>	.923 (12-13), UM (1/17)	.529 (9-17), WIN (11/11)
24 vs. FUR (12/4)	6, vs. TAMU (1/20)	<b>Offensive Rebounds</b>	22, MSU (1/10)	6, 2X last by VU (1/6)
40, vs. WIN (11/11)	16 at UM (1/17)	<b>Defensive Rebounds</b>	37, MAR (11/24)	16, MSU (1/10)
61, vs. WIN (11/11)	27 at UM (1/17)	<b>Total Rebounds</b>	54, UT (1/13)	26, LSU (1/3)
27, vs. WIN (11/11)	7 at UM (1/17)	<b>Assists</b>	18, 2X last by VU (1/6)	3, WIN (11/11)
15, vs. FUR (12/4)	4, 3X, last at MSU (1/10)	<b>Steals</b>	12, UCLA (11/14), GT (11/18)	2, MAR (11/24)
11, 2X last at MSU (1/10)	2 at VU (1/6)	<b>Blocked Shots</b>	8, MAR (11/24)	0, 2X last by Presbyterian (12/21)
24 vs. GT (11/18)	6 at MAR (11/24)	<b>Turnovers</b>	26, Alabama (1/27)	9, UCLA (11/14)







# #0 TAJA COLE

Guard » 5-8 » RS-Junior » Richmond, Va./University of Louisville

## HIGHLIGHTS

- » Nancy Lieberman Award Watch List for nation's top point guard
- » Ranks first in the SEC and seventh nationally in assists (6.6 per game and 125 total)
- » Suspended for Alabama game due to breaking a team rule
- » Knocked in a trio of 3-pointers, including one at the buzzer to end the third quarter, in the win against No. 13 Tennessee; finished with 12 points against the Lady Vols
- » Had a 16-point performance on the road at No. 6 Mississippi State -- also had six assists
- » Five or more assists in 16 of 19 games played
- » Nine points and nine assists in 40 minutes played against LSU
- » Posted a double-double of 17 points and 11 assists against Presbyterian
- » Nearly a triple double against Winthrop with 14 points, 7 rebounds and a career-high 11 assists
- » Came within two assists of a triple double against UCLA with a career-high 22 points, career-high 10 rebounds and eight assists

## SEASON & CAREER HIGHS

### POINTS

Season: 22 at UCLA (11/14/18)  
Career: 22 at UCLA (11/14/18)

### REBOUNDS

Season: 10 at UCLA (11/14/18)  
Career: 10 at UCLA (11/14/18)

### ASSISTS

Season: 11 2x last vs. Presbyterian (12/28/18)  
Career: 11 2x last vs. Presbyterian (12/28/18)

### BLOCKS

Season: 1 4X last at Vanderbilt (1/6/19)  
Career: 1 8X last at Vanderbilt (1/6/19)

### STEALS

Season: 4 vs. Presbyterian (12/28/18)  
Career: 5 Vanderbilt (2/8/18)

### MINUTES

Season: 40 6X last at Mizzou (1/17/19)  
Career: 40 6X last at Mizzou (1/17/19)

## MISCELLANEOUS STATS

### DOUBLE-DIGIT POINTS

Season: 11 Career: 25

### DOUBLE-DIGIT REBOUNDS

Season: 1 Career: 1

### DOUBLE-DOUBLES

Season: 3 Career: 3

### 20-POINT GAMES

Season: 1 Career: 1

## 2018-19 GAME-BY-GAME

#00 COLE, Taja

Opponent	Date	gs	min	Total		3-Pointers		Free throws		Rebounds				pf	a	t/o	blk	stl	pts	avg	
				fg-fga	pct	3fg-fga	pct	ft-fa	pct	off	def	tot	avg								
ST. BONAVENTURE	11/9/18	*	26	5-11	.455	0-1	.000	0-0	.000	3	2	5	5.0	0	2	0	0	2	10	10.0	
WINTHROP	11/11/18	*	28	6-10	.600	2-4	.500	0-2	.000	0	7	7	6.0	1	11	4	0	2	14	12.0	
at UCLA	11/14/18	*	36	9-20	.450	1-4	.250	3-10	.300	5	5	10	7.3	5	8	2	0	0	22	15.3	
at Georgia Tech	11/18/18	*	40	4-10	.400	0-2	.000	2-6	.333	2	2	4	6.5	4	5	7	1	1	10	14.0	
vs Morgan State	11/22/18	*	29	4-6	.667	0-1	.000	1-3	.333	1	3	4	6.0	1	5	3	1	2	9	13.0	
vs #7 Maryland	11/24/18	*	40	4-20	.200	1-4	.250	2-4	.500	2	2	4	5.7	2	5	1	0	2	11	12.7	
MERCER	11/28/18	*	40	3-8	.375	0-0	.000	0-0	.000	1	3	4	5.4	1	7	0	0	3	6	11.7	
CHARLESTON SOUTHER	12/2/18	*	39	5-11	.455	0-3	.000	0-0	.000	3	4	7	5.6	4	7	3	0	2	10	11.5	
FURMAN	12/4/18	*	32	4-9	.444	0-1	.000	1-2	.500	2	4	6	5.7	3	4	1	0	2	9	11.2	
at Villanova	12/14/18	*	40	1-7	.143	0-1	.000	1-2	.500	1	8	9	6.0	2	7	1	1	1	3	10.4	
LIPSCOMB	12/19/18	*	27	3-5	.600	0-0	.000	2-3	.667	0	3	3	5.7	4	9	4	0	1	8	10.2	
GEORGIA SOUTHERN	12/21/18	*	25	5-9	.556	0-1	.000	5-5	1.000	1	1	2	5.4	1	6	3	0	2	15	10.6	
PRESBYTERIAN	12/28/18	*	36	6-11	.545	3-4	.750	2-5	.400	0	7	7	5.5	0	11	3	0	4	17	11.1	
LSU	1/3/19	*	40	4-12	.333	1-2	.500	0-0	.000	0	4	4	5.4	1	9	4	0	3	9	10.9	
at Vanderbilt	1/6/19	*	39	2-9	.222	0-1	.000	5-6	.833	0	3	3	5.3	2	5	1	1	3	9	10.8	
at #6 Miss State	1/10/19	*	37	6-11	.545	0-0	.000	4-4	1.000	1	3	4	5.2	3	6	7	0	0	16	11.1	
#13 TENNESSEE	1/13/19	*	38	4-11	.364	3-8	.375	1-2	.500	1	6	7	5.3	4	5	4	0	1	12	11.2	
at Mizzou	1/17/19	*	40	2-8	.250	0-1	.000	0-0	.000	1	3	4	5.2	3	4	3	0	1	4	10.8	
TEXAS A&M	1/20/19	*	27	5-12	.417	0-4	.000	1-2	.500	0	5	5	5.2	3	9	3	0	1	11	10.8	
ALABAMA	1/27/19	dnp					-		-		-		-		-		-		-	-	
Totals			19	659	82-200	.410	11-42	.262	30-56	.536	24	75	99	5.2	44	125	54	4	33	205	10.8

Games played: 19  
Minutes/game: 34.7  
Points/game: 10.8  
FG Pct: 41.0  
3FG Pct: 26.2  
FT Pct: 53.6

Rebounds/game: 5.2  
Assists/game: 6.6  
Turnovers/game: 2.8  
Assist/turnover ratio: 2.3  
Steals/game: 1.7  
Blocks/game: 0.2

## OVERALL CAREER STATISTICS

Year	GP	GS	Min	Avg	Total			3-Point			Free-Throw			Rebounds				PF	FO	Ast	TO	Blk	Stl	Pts	Avg
					TFG	TFGA	.Pct	3FG	3FGA	.Pct	FT	FTA	.Pct	Off	Def	Tot	Avg								
2015-16*	34	6	517	15.2	34	103	.330	10	36	.278	19	27	.704	17	35	52	1.5	48	0	66	42	2	26	97	2.9
2017-18	33	33	845	25.6	93	243	.383	14	55	.255	56	87	.644	14	79	93	2.8	62	0	135	78	2	39	256	7.8
2018-19	19	19	659	34.7	82	200	.410	11	42	.262	30	56	.536	24	75	99	5.2	44	1	125	54	4	33	205	10.8
<b>TOTAL</b>	<b>86</b>	<b>58</b>	<b>2021</b>	<b>23.5</b>	<b>209</b>	<b>546</b>	<b>.383</b>	<b>35</b>	<b>133</b>	<b>.263</b>	<b>101</b>	<b>170</b>	<b>.594</b>	<b>55</b>	<b>189</b>	<b>244</b>	<b>2.8</b>	<b>154</b>	<b>1</b>	<b>326</b>	<b>174</b>	<b>8</b>	<b>98</b>	<b>558</b>	<b>6.5</b>

\* freshman season at Louisville

## SEC CAREER STATISTICS

Year	GP	GS	Min	Avg	Total			3-Point			Free-Throw			Rebounds				PF	FO	Ast	TO	Blk	Stl	Pts	Avg
					TFG	TFGA	.Pct	3FG	3FGA	.Pct	FT	FTA	.Pct	Off	Def	Tot	Avg								
2017-18	16	16	430	26.9	42	121	.347	4	27	.148	31	43	.721	5	48	53	3.3	33	0	60	44	2	24	119	7.4
2018-19	6	6	221	36.8	23	63	.365	4	16	.250	11	14	.786	3	24	27	4.5	16	0	38	22	1	9	61	10.2
<b>TOTAL</b>	<b>22</b>	<b>22</b>	<b>651</b>	<b>29.6</b>	<b>65</b>	<b>184</b>	<b>.353</b>	<b>8</b>	<b>43</b>	<b>.186</b>	<b>42</b>	<b>57</b>	<b>.737</b>	<b>8</b>	<b>72</b>	<b>80</b>	<b>3.6</b>	<b>49</b>	<b>0</b>	<b>98</b>	<b>66</b>	<b>3</b>	<b>33</b>	<b>180</b>	<b>8.2</b>





## #1 DONNETTA JOHNSON

Guard » 5-11 » Freshman » Queens, NY/Baldwin High School

## HIGHLIGHTS

- » SEC Freshman of the Week following the win against No. 13 Tennessee
- » Scored all five of her points in the third against the Lady Vols, knocking in a 3-pointer to help her team climb back within six. That 3-pointer jumpstarted a 13-4 run that allowed the Lady Bulldogs to tie the game.
- » Scored five-straight points in the third quarter against Mississippi State to cut the seven-point deficit to just two points
- » Has seen playing time in all 20 games this season and has started eight of last nine games
- » Picked up her first career start in a career-high 21 minutes played against Georgia Southern
- » Best game to date came against Mercer when she scored a career-best 11 points
- » With Georgia up by just three with 3:35 remaining in the game, she scored five-straight points off a 3-pointer and then a layup to put the Lady Bulldogs up 64-56 against Mercer
- » Hit a 3-pointer in the win against Lipscomb
- » Freshman who prepped at Baldwin High School in Queens, New York
- » No. 28 guard prospect in the 2018 class according to ESPN.com
- » Recruited by assistant coach Chelsea Newton
- » Missed her junior year of high school after recovering from an ACL tear in her left knee

## SEASON & CAREER HIGHS

## POINTS

Season: 11 vs. Mercer (11/28/18)  
Career: 11 vs. Mercer (11/28/18)

## REBOUNDS

Season: 5 3X, last vs. Texas A&M (1/20/19)  
Career: 5 3X, last vs. Texas A&M (1/20/19)

## ASSISTS

Season:	2	2X, last vs. LSU (1/3/19)
Career:	2	2X, last vs. LSU (1/3/19)

## BLOCKS

Season: 2 vs. Ga Southern (12/21/18)  
Career: 2 vs. Ga Southern (12/21/18)

## STEALS

Season: 3 vs. Texas A&M (1/20/19)  
Career: 3 vs. Texas A&M (1/20/19)

## MINUTES

Season: 21 vs. Ga Southern (12/21/18)  
Career: 21 vs. Ga Southern (12/21/18)

## MISCELLANEOUS STATS

## DOUBLE-DIGIT POINTS

Season: 1 Career: 1

## DOUBLE-DIGIT REBOUNDS

Season: x Career: x

## DOUBLE-DOUBLES

Season:                   x                   Career:                   x

## 20-POINT GAMES

Season:                  x                  Career:                  x

## 2018-19 GAME-BY-GAME

**#01 JOHNSON, Donnetta**

				Total		3-Pointers		Free throws		Rebounds											
Opponent	Date	gs	min	fg-fga	pct	3fg-fga	pct	ft-fa	pct	off	def	tot	avg	pf	a	t/o	blk	stl	pts	avg	
ST. BONAVENTURE	11/9/18	15		1-4	.250	0-0	.000	1-2	.500	0	3	3	3.0	1	2	3	0	0	3	3.0	
WINTHROP	11/11/18	10		1-3	.333	1-1	1.000	0-0	.000	1	0	1	2.0	4	0	2	0	0	3	3.0	
at UCLA	11/14/18	1		0-0	.000	0-0	.000	0-0	.000	0	1	1	1.7	0	0	1	0	0	0	2.0	
at Georgia Tech	11/18/18	9		2-3	.667	0-0	.000	0-1	.000	0	1	1	1.5	0	1	2	0	0	4	2.5	
vs Morgan State	11/22/18	14		1-6	.167	0-2	.000	0-0	.000	0	5	5	2.2	1	0	2	0	1	2	2.4	
vs #7 Maryland	11/24/18	3		0-0	.000	0-0	.000	0-0	.000	0	1	1	2.0	0	0	0	0	0	0	2.0	
MERCER	11/28/18	20		5-8	.625	1-2	.500	0-2	.000	2	3	5	2.4	2	0	3	0	2	11	3.3	
CHARLESTON SOUTHER	12/2/18	9		0-4	.000	0-2	.000	1-2	.500	0	2	2	2.4	0	0	1	0	0	1	3.0	
FURMAN	12/4/18	10		1-4	.250	0-0	.000	0-0	.000	2	1	3	2.4	1	0	1	0	1	2	2.9	
at Villanova	12/14/18	3		0-0	.000	0-0	.000	0-0	.000	0	0	0	2.2	0	0	1	0	0	0	2.6	
LIPSCOMB	12/19/18	16		1-4	.250	1-4	.250	0-0	.000	0	0	0	2.0	1	1	0	0	0	3	2.6	
GEORGIA SOUTHERN	12/21/18	*	21	2-6	.333	1-3	.333	0-0	.000	2	2	4	2.2	3	0	4	2	1	5	2.8	
PRESBYTERIAN	12/28/18	*	8	1-5	.200	1-1	1.000	0-0	.000	1	2	3	2.2	4	0	0	0	0	3	2.8	
LSU	1/3/19	*	11	0-0	.000	0-0	.000	0-0	.000	0	0	0	2.1	0	2	1	0	2	0	2.6	
at Vanderbilt	1/6/19	*	5	0-0	.000	0-0	.000	0-0	.000	0	1	1	2.0	1	0	2	0	1	0	2.5	
at #6 Miss State	1/10/19	13		2-3	.667	1-1	1.000	0-0	.000	0	2	2	2.0	1	1	1	0	1	5	2.6	
#13 TENNESSEE	1/13/19	*	20	2-8	.250	1-4	.250	0-0	.000	2	1	3	2.1	3	0	2	0	2	5	2.8	
at Mizzou	1/17/19	*	20	3-9	.333	0-1	.000	1-1	1.000	1	1	2	2.1	0	0	2	0	0	7	3.0	
TEXAS A&M	1/20/19	*	11	0-4	.000	0-2	.000	1-2	.500	2	3	5	2.2	3	0	1	0	0	1	2.9	
ALABAMA	1/27/19	*	13	2-5	.400	0-0	.000	0-0	.000	0	1	1	2.2	3	1	5	1	0	4	3.0	
Totals		8	232	24-76	.316	7-23	.304	4-10	.400	13	30	43	2.2	27	8	34	3	11	59	3.0	

Games played: 20

Minutes/game: 11.6

Points/game: 3.0

FG Pct: 31.6

3FG Pct: 30.4

FT Pct: 40.0

Rebounds/game: 2.2

Assists/game: 0.4

Turnovers/game: 1.7

Assist/turnover ratio: 0.2

Steals/game: 0.6

Blocks/game: 0.2

## OVERALL CAREER STATISTICS

Year	Total				3-Point			Free-Throw			Rebounds														
	GP	GS	Min	Avg	TFG	TFGA	.Pct	3FG	3FGA	.Pct	FT	FTA	.Pct	Off	Def	Tot	Avg	PF	FO	Ast	TO	Blk	Stl	Pts	Avg
2018-19	20	8	232	11.6	24	76	.316	7	23	.304	4	10	.400	13	30	43	2.2	27	0	8	34	3	11	59	3.0
TOTAL	20	8	232	11.6	24	76	.316	7	23	.304	4	10	.400	13	30	43	2.2	27	0	8	34	3	11	59	3.0

## SEC CAREER STATISTICS

Year				Total			3-Point			Free-Throw			Rebounds												
	GP	GS	Min	Avg	TFG	TFGA	.Pct	3FG	3FGA	.Pct	FT	FTA	.Pct	Off	Def	Tot	Avg	PF	FO	Ast	TO	Blk	Stl	Pts	Avg
2018-19	7	6	93	13.3	9	29	.310	2	8	.250	2	3	.667	5	9	14	2.0	10	0	4	14	1	6	22	3.1
TOTAL	7	6	93	13.3	9	29	.310	2	8	.250	2	3	.667	5	9	14	2.0	10	0	4	14	1	6	22	3.1





# #2 GABBY CONNALLY

**Guard » 5-6 » Sophomore » San Antonio, Texas/Brandeis High School**

## HIGHLIGHTS

- » Led Georgia with 18 points against Texas A&M
- » Hit a running layup with 1:24 left in the game to put Georgia up 63-60 against No. 13 Tennessee
- » SEC Co-Player of the Week (Jan. 8) after her 29-point effort at Vanderbilt
- » Knocked in a career-best five 3-pointers in the win at Vandy
- » Hit 3-for-4 from 3-point range and finished with 13 points in the win against LSU
- » Picked up first career start in opening game of 2018-19 season and has started every contest
- » Led all scorers with a season-high 22 points against Georgia Southern
- » Hit 5-of-9, including 2-for-5 from 3-point range, in the win against Lipscomb
- » Scored a then season-high 20 points against Charleston Southern
- » Scored 19 points at UCLA; hit 8-of-13 from the field
- » 37 points against Texas A&M last year set a Georgia record for a freshman against an SEC opponent

## SEASON & CAREER HIGHS

### POINTS

Season: 29 at Vanderbilt (1/6/19)  
Career: 37 at Texas A&M (1/14/18)

### REBOUNDS

Season: 7 2X, last at Miss. State (1/10/19)  
Career: 7 2X, last at Miss. State (1/10/19)

### ASSISTS

Season: 7 at Georgia Tech (11/18/18)  
Career: 7 2X, last at Georgia Tech (11/18/18)

### BLOCKS

Season: 1 2X, last vs. Texas A&M (1/20/19)  
Career: 1 7X, last vs. Texas A&M (1/20/19)

### STEALS

Season: 5 vs. Alabama (1/27/19)  
Career: 5 vs. Alabama (1/27/19)

### MINUTES

Season: 40 7X, last vs. Alabama (1/27/19)  
Career: 40 7X, last vs. Alabama (1/27/19)

## MISCELLANEOUS STATS

### DOUBLE-DIGIT POINTS

Season: 14 Career: 22

### DOUBLE-DIGIT REBOUNDS

Season: x Career: x

### DOUBLE-DOUBLES

Season: x Career: x

### 20-POINT GAMES

Season: 2 Career: 3

## 2018-19 GAME-BY-GAME

### #02 CONNALLY, Gabby

				Total		3-Pointers		Free throws		Rebounds											
Opponent	Date	gs	min	fg-fga	pct	3fg-fga	pct	ft-fa	pct	off	def	tot	avg	pf	a	t/o	blk	stl	pts	avg	
ST. BONAVENTURE	11/9/18	*	24	2-6	.333	1-4	.250	0-0	.000	0	0	0	0.0	3	3	1	0	2	5	5.0	
WINTHROP	11/11/18	*	31	4-11	.364	2-8	.250	2-2	1.000	1	5	6	3.0	1	5	2	0	2	12	8.5	
at UCLA	11/14/18	*	39	8-13	.615	3-7	.429	0-0	.000	0	0	0	2.0	3	4	5	0	1	19	12.0	
at Georgia Tech	11/18/18	*	40	3-7	.429	3-6	.500	1-2	.500	0	1	1	1.8	2	7	2	0	1	10	11.5	
vs Morgan State	11/22/18	*	30	3-5	.600	1-1	1.000	0-0	.000	0	2	2	1.8	1	2	3	0	0	7	10.6	
vs #7 Maryland	11/24/18	*	40	5-21	.238	2-6	.333	4-4	1.000	1	3	4	2.2	5	1	0	0	2	16	11.5	
MERCER	11/28/18	*	28	0-4	.000	0-2	.000	1-2	.500	0	0	0	1.9	2	1	5	0	2	1	10.0	
CHARLESTON SOUTHER	12/2/18	*	34	6-11	.545	3-6	.500	5-5	1.000	0	0	0	1.6	2	3	3	0	1	20	11.3	
FURMAN	12/4/18	*	32	4-8	.500	2-3	.667	2-2	1.000	0	1	1	1.6	1	1	2	1	4	12	11.3	
at Villanova	12/14/18	*	34	5-9	.556	1-3	.333	1-1	1.000	1	0	1	1.5	2	2	1	0	2	12	11.4	
LIPSCOMB	12/19/18	*	33	5-9	.556	2-5	.400	1-1	1.000	0	2	2	1.5	5	3	1	0	2	13	11.5	
GEORGIA SOUTHERN	12/21/18	*	26	6-9	.667	3-4	.750	7-7	1.000	0	1	1	1.5	2	2	2	0	1	22	12.4	
PRESBYTERIAN	12/28/18	*	35	3-7	.429	1-5	.200	2-4	.500	1	1	2	1.5	1	4	3	0	0	9	12.2	
LSU	1/3/19	*	40	5-10	.500	3-4	.750	0-0	.000	0	7	7	1.9	1	3	5	0	3	13	12.2	
at Vanderbilt	1/6/19	*	40	8-14	.571	5-7	.714	8-8	1.000	0	1	1	1.9	1	1	1	0	1	29	13.3	
at #6 Miss State	1/10/19	*	33	6-16	.375	1-5	.200	0-0	.000	1	6	7	2.2	4	2	2	0	2	13	13.3	
#13 TENNESSEE	1/13/19	*	28	5-14	.357	1-8	.125	2-2	1.000	0	2	2	2.2	3	2	2	0	0	13	13.3	
at Mizzou	1/17/19	*	40	3-11	.273	0-3	.000	0-0	.000	2	3	5	2.3	3	0	1	0	2	6	12.9	
TEXAS A&M	1/20/19	*	40	7-16	.438	4-8	.500	0-0	.000	0	1	1	2.3	2	2	3	1	3	18	13.2	
ALABAMA	1/27/19	*	40	1-10	.100	0-5	.000	4-4	1.000	0	3	3	2.3	4	5	5	0	5	6	12.8	
Totals		20	687	89-211	.422	38-100	.380	40-44	.909	7	39	46	2.3	48	53	49	2	36	256	12.8	

Games played: 20

Minutes/game: 34.3

Points/game: 12.8

FG Pct: 42.2

3FG Pct: 38.0

FT Pct: 90.9

Rebounds/game: 2.3

Assists/game: 2.7

Turnovers/game: 2.5

Assist/turnover ratio: 1.1

Steals/game: 1.8

Blocks/game: 0.1

## OVERALL CAREER STATISTICS

Year	GP	GS	Min	Avg	Total			3-Point			Free-Throw			Rebounds				PF	FO	Ast	TO	Blk	Stl	Pts	Avg
					TFG	TFGA	.Pct	3FG	3FGA	.Pct	FT	FTA	.Pct	Off	Def	Tot	Avg								
2017-18	33	0	643	19.5	73	200	.365	30	98	.306	59	76	.776	6	44	50	1.5	56	0	75	56	5	29	235	7.1
2018-19	20	20	687	34.3	89	211	.422	38	100	.380	40	44	.909	7	39	46	2.3	48	2	53	49	2	36	256	12.8
<b>TOTAL</b>	<b>53</b>	<b>20</b>	<b>1330</b>	<b>25.1</b>	<b>162</b>	<b>411</b>	<b>.394</b>	<b>68</b>	<b>198</b>	<b>.343</b>	<b>99</b>	<b>120</b>	<b>.825</b>	<b>13</b>	<b>83</b>	<b>96</b>	<b>1.8</b>	<b>104</b>	<b>2</b>	<b>128</b>	<b>105</b>	<b>7</b>	<b>65</b>	<b>491</b>	<b>9.3</b>

## SEC CAREER STATISTICS

Year	GP	GS	Min	Avg	Total			3-Point			Free-Throw			Rebounds				PF	FO	Ast	TO	Blk	Stl	Pts	Avg
					TFG	TFGA	.Pct	3FG	3FGA	.Pct	FT	FTA	.Pct	Off	Def	Tot	Avg								
2017-18	16	0	335	20.9	39	104	.375	16	53	.302	37	46	.804	5	21	26	1.6	30	0	38	28	1	9	131	8.2
2018-19	7	7	261	37.3	35	91	.385	14	40	.350	14	14	1.000	3	23	26	3.7	18	0	15	19	1	16	98	14.0
<b>TOTAL</b>	<b>23</b>	<b>7</b>	<b>596</b>	<b>25.9</b>	<b>74</b>	<b>195</b>	<b>.379</b>	<b>30</b>	<b>93</b>	<b>.323</b>	<b>51</b>	<b>60</b>	<b>.850</b>	<b>8</b>	<b>44</b>	<b>52</b>	<b>2.3</b>	<b>48</b>	<b>0</b>	<b>53</b>	<b>47</b>	<b>2</b>	<b>25</b>	<b>229</b>	<b>10.0</b>







# #3 STEPHANIE PAUL

G/F » 6-1 » Junior » Naples, Fla./Community School of Naples

## HIGHLIGHTS

- » Has started all 20 games this year
- » Hit two important baskets in the fourth quarter to help Georgia knock off Vanderbilt
- » Double-double of 17 points and 10 rebounds and recorded a career-high four blocks against Presbyterian
- » Scored in double figures in three-straight games for the first time in her career from Dec. 2-14
- » Led Georgia with a career-high 19 point effort at Villanova
- » Scored 10 points, hitting 4-for-5 shots from the field, against Charleston Southern
- » Recorded her first career double-double with 15 points and 10 boards against Furman
- » Was one of the first players off the bench for Georgia a year ago
- » Family is from Haiti; she is the youngest of nine brothers and sisters

## SEASON & CAREER HIGHS

### POINTS

Season: 19 at Villanova (12/14/18)  
Career: 19 at Villanova (12/14/18)

### REBOUNDS

Season: 10 2x, last vs. Presbyterian (12/28/18)  
Career: 10 3x, last vs. Presbyterian (12/28/18)

### ASSISTS

Season: 4 vs. Morgan State (11/22/18)  
Career: 4 vs. Morgan State (11/22/18)

### BLOCKS

Season: 4 vs. Presbyterian (12/28/18)  
Career: 4 vs. Presbyterian (12/28/18)

### STEALS

Season: 3 vs. Ga Southern (12/21/18)  
Career: 3 2X, last vs. Ga Southern (12/21/18)

### MINUTES

Season: 36 at Villanova (12/14/18)  
Career: 36 at Villanova (12/14/18)

## MISCELLANEOUS STATS

### DOUBLE-DIGIT POINTS

Season: 4 Career: 10

### DOUBLE-DIGIT REBOUNDS

Season: 2 Career: 3

### DOUBLE-DOUBLES

Season: 2 Career: 2

### 20-POINT GAMES

Season: x Career: x

## 2018-19 GAME-BY-GAME

### #03 PAUL, Stephanie

Opponent	Date	gs	min	Total		3-Pointers		Free throws		Rebounds				pf	a	t/o	blk	stl	pts	avg	
				fg-fga	pct	3fg-fga	pct	ft-fga	pct	off	def	tot	avg								
ST. BONAVENTURE	11/9/18	*	22	2-7	.286	0-1	.000	2-2	1.000	4	5	9	9.0	2	2	0	1	0	6	6.0	
WINTHROP	11/11/18	*	13	0-5	.000	0-1	.000	0-0	.000	3	4	7	8.0	0	1	2	1	0	0	3.0	
at UCLA	11/14/18	*	20	1-1	1.000	0-0	.000	1-2	.500	2	1	3	6.3	5	0	3	1	1	3	3.0	
at Georgia Tech	11/18/18	*	15	4-4	1.000	0-0	.000	0-0	.000	1	1	2	5.3	3	1	1	0	0	8	4.3	
vs Morgan State	11/22/18	*	20	3-4	.750	1-1	1.000	0-0	.000	4	1	5	5.2	1	4	1	0	0	7	4.8	
vs #7 Maryland	11/24/18	*	24	2-3	.667	0-0	.000	0-0	.000	2	3	5	5.2	2	1	1	0	1	4	4.7	
MERCER	11/28/18	*	8	0-2	.000	0-0	.000	0-0	.000	0	0	0	4.4	0	1	1	0	0	0	4.0	
CHARLESTON SOUTHER	12/2/18	*	20	4-5	.800	0-1	.000	2-2	1.000	1	2	3	4.3	3	2	2	3	1	10	4.8	
FURMAN	12/4/18	*	23	5-7	.714	0-0	.000	5-7	.714	4	6	10	4.9	2	1	1	0	2	15	5.9	
at Villanova	12/14/18	*	36	8-12	.667	0-1	.000	3-3	1.000	3	4	7	5.1	3	1	2	0	0	19	7.2	
LIPSCOMB	12/19/18	*	30	3-7	.429	0-0	.000	2-2	1.000	3	5	8	5.4	0	2	2	0	1	8	7.3	
GEORGIA SOUTHERN	12/21/18	*	22	1-4	.250	0-0	.000	2-2	1.000	3	2	5	5.3	1	2	1	2	3	4	7.0	
PRESBYTERIAN	12/28/18	*	30	7-11	.636	0-1	.000	3-5	.600	4	6	10	5.7	3	2	3	4	0	17	7.8	
LSU	1/3/19	*	16	3-7	.429	0-0	.000	2-2	1.000	0	0	0	5.3	4	1	3	0	0	8	7.8	
at Vanderbilt	1/6/19	*	23	3-6	.500	0-0	.000	1-3	.333	2	6	8	5.5	5	2	4	0	1	7	7.7	
at #6 Miss State	1/10/19	*	20	1-1	1.000	0-0	.000	0-0	.000	0	7	7	5.6	2	0	3	1	0	2	7.4	
#13 TENNESSEE	1/13/19	*	21	3-7	.429	0-1	.000	1-4	.250	0	4	4	5.5	1	2	1	1	0	7	7.4	
at Mizzou	1/17/19	*	17	0-2	.000	0-0	.000	0-0	.000	1	1	2	5.3	4	0	4	0	1	0	6.9	
TEXAS A&M	1/20/19	*	21	2-5	.400	0-0	.000	0-0	.000	1	1	2	5.1	1	1	3	0	0	4	6.8	
ALABAMA	1/27/19	*	16	1-5	.200	0-0	.000	0-0	.000	4	4	8	5.3	3	0	3	0	0	2	6.6	
Totals			20	417	53-105	.505	1-7	.143	.24-34	.706	42	63	105	5.3	45	26	41	14	11	131	6.6

Games played: 20

Minutes/game: 20.9

Points/game: 6.6

FG Pct: 50.5

3FG Pct: 14.3

FT Pct: 70.6

Rebounds/game: 5.3

Assists/game: 1.3

Turnovers/game: 2.1

Assist/turnover ratio: 0.6

Steals/game: 0.6

Blocks/game: 0.7

## OVERALL CAREER STATISTICS

Year	GP	GS	Min	Avg	Total			3-Point			Free-Throw			Rebounds				PF	FO	Ast	TO	Blk	Stl	Pts	Avg
					TFG	TFGA	.Pct	3FG	3FGA	.Pct	FT	FTA	.Pct	Off	Def	Tot	Avg								
2016-17	31	13	491	15.8	48	134	.358	6	29	.207	21	31	.677	28	47	75	2.4	47	0	22	53	6	11	123	4.0
2017-18	28	0	401	14.3	55	110	.500	4	10	.400	26	36	.722	46	59	105	3.8	54	0	10	42	7	18	140	5.0
2018-19	20	20	417	20.9	53	105	.505	1	7	.143	24	34	.706	42	63	105	5.3	45	2	26	41	14	11	131	6.6
<b>TOTAL</b>	<b>79</b>	<b>33</b>	<b>1309</b>	<b>16.6</b>	<b>156</b>	<b>349</b>	<b>.447</b>	<b>11</b>	<b>46</b>	<b>.239</b>	<b>71</b>	<b>101</b>	<b>.703</b>	<b>116</b>	<b>169</b>	<b>285</b>	<b>3.6</b>	<b>146</b>	<b>2</b>	<b>58</b>	<b>136</b>	<b>27</b>	<b>40</b>	<b>394</b>	<b>5.0</b>

## SEC CAREER STATISTICS

Year	GP	GS	Min	Avg	Total			3-Point			Free-Throw			Rebounds				PF	FO	Ast	TO	Blk	Stl	Pts	Avg
					TFG	TFGA	.Pct	3FG	3FGA	.Pct	FT	FTA	.Pct	Off	Def	Tot	Avg								
2016-17	16	8	269	16.8	35	78	.449	5	18	.278	13	20	.650	18	28	46	2.9	27	0	14	27	2	2	88	5.5
2017-18	11	0	160	14.5	20	34	.588	2	4	.500	7	8	.875	12	17	29	2.6	22	0	4	22	3	10	49	4.5
2018-19	7	7	134	19.1	13	33	.394	0	1	.000	4	9	.444	8	23	31	4.4	20	1	6	21	2	2	30	4.3
<b>TOTAL</b>	<b>34</b>	<b>15</b>	<b>563</b>	<b>16.6</b>	<b>68</b>	<b>145</b>	<b>.469</b>	<b>7</b>	<b>23</b>	<b>.304</b>	<b>24</b>	<b>37</b>	<b>.649</b>	<b>38</b>	<b>68</b>	<b>106</b>	<b>3.1</b>	<b>69</b>	<b>1</b>	<b>24</b>	<b>70</b>	<b>7</b>	<b>14</b>	<b>167</b>	<b>4.9</b>





## #4 CALIYA ROBINSON

**Forward » 6-3 » Senior » Marietta, Ga./McEachern High School**

## HIGHLIGHTS

- » Stepped up against No. 6 Mississippi State with 26 points off 11-of-20 shooting
- » Followed with a 16-point, six-rebound effort against No. 13 Tennessee; also had a season-high six blocks and five assists against the Lady Vols
- » Wooden Award Watch List (one of 30 players nationwide); Katrina McClain Award Watch List for nation's top power forward; Naismith Award Watch List; ESPNW top-25 players; Preseason All-SEC by both coaches and media
- » Needs just 34 blocks to break Tawana McDonald's school record for career blocked shots (297) set from 1998-02
- » Among SEC's active career top-10 leaders in points, rebounds, blocks and steals
- » The SEC's active career blocked shots leader with 264
- » Led Georgia in SEC-opener against LSU with a game-high 16 points
- » 30-point, 17-rebound effort against Mercer
- » Only the fourth Lady Bulldog since 1999-00 to have a 30-point game with just one turnover, joining Tasha Humphrey, Janese Hardrick and teammate Gabby Connally
- » First player in the nation this season to have 30 points, over 15 rebounds and just one turnover in a single game
- » Followed that performance with 19 points and 10 boards against Charleston Southern
- » Paced Georgia with a season-high five blocks and 21 points against Lipscomb
- » Double-double of 19 points and 11 rebounds against Morgan State
- » One of five finalists for last season's Katrina McClain Award
- » Only returning player in the SEC to rank in the top-20 in points, rebounds, blocks and steals a year ago

## SEASON & CAREER HIGHS

## POINTS

Season: 30 vs. Mercer (11/28/18)  
Career: 30 2X, last vs. Mercer (11/28/18)

## REBOUNDS

Season: 17 vs. Mercer (11/28/18)  
Career: 19 at Texas A&M (1/14/18)

## ASSISTS

Season: 5 vs. Tennessee (1/13/19)  
Career: 7 at Mercer (11/19/17)

## BLOCKS

Season: 6 vs. Tennessee (1/13/19)  
Career: 8 at Texas A&M (1/14/18)

## STEALS

Season: 5 vs. Alabama (1/27/19)  
Career: 5 2X, last vs. Alabama (1/27/19)

## MINUTES

Season: 37 vs. Tennessee (1/13/19)  
Career: 42 at Texas A&M (1/14/18)

## MISCELLANEOUS STATS

## DOUBLE-DIGIT POINTS

Season: 15 Career: 72

## DOUBLE-DIGIT REBOUNDS

Season: 6 Career: 28

## DOUBLE-DOUBLES

Season: 5 Career: 24

## 20-POINT GAMES

Season: 3 Career: 19

## 2018-19 GAME-BY-GAME

**#04 ROBINSON, Caliya**

Opponent	Date	gs	min	Total		3-Pointers		Free throws		Rebounds					pts	avg					
				fg-fga	pct	3fg-fga	pct	ft-fa	pct	off	def	tot	avg	pf			a	t/o	blk	stl	
ST. BONAVENTURE	11/19/18	*	21	6-14	.429	1-4	.250	2-2	1.000	4	5	9	9.0	1	1	2	1	1	15	15.0	
WINTHROP	11/11/18	*	25	6-11	.545	1-1	1.000	0-2	.000	3	5	8	8.5	1	3	2	2	2	13	14.0	
at UCLA	11/14/18	*	28	5-11	.455	1-3	.333	2-2	1.000	1	2	3	6.7	5	2	2	1	0	13	13.7	
at Georgia Tech	11/18/18	*	29	2-7	.286	0-0	.000	0-0	.000	2	8	10	7.5	4	2	4	1	0	4	11.3	
vs Morgan State	11/22/18	*	29	9-17	.529	0-4	.000	1-2	.500	5	6	11	8.2	3	3	4	3	2	19	12.8	
vs #7 Maryland	11/24/18	*	36	6-15	.400	0-1	.000	0-2	.000	3	6	9	8.3	2	0	2	2	0	12	12.7	
MERCER	11/28/18	*	35	13-26	.500	1-2	.500	3-4	.750	4	13	17	9.6	3	0	1	3	2	30	15.1	
CHARLESTON SOUTHER	12/2/18	*	36	8-13	.615	0-0	.000	3-4	.750	4	6	10	9.6	2	3	2	1	2	19	15.6	
FURMAN	12/4/18	*	22	4-14	.286	0-1	.000	0-0	.000	2	5	7	9.3	2	1	1	2	0	8	14.8	
at Villanova	12/14/18	*	26	3-10	.300	0-0	.000	0-0	.000	1	1	2	8.6	2	1	1	1	1	6	13.9	
LIPSCOMB	12/19/18	*	24	8-12	.667	0-0	.000	5-7	.714	2	6	8	8.5	2	2	1	5	0	21	14.5	
GEORGIA SOUTHERN	12/21/18	*	20	4-13	.308	0-1	.000	2-2	1.000	5	9	14	9.0	3	1	1	3	1	10	14.2	
PRESBYTERIAN	12/28/18	*	5	0-2	.000	0-1	.000	0-0	.000	0	2	2	8.5	0	0	0	1	0	0	13.1	
LSU	1/3/19	*	28	6-11	.545	1-3	.333	3-3	1.000	2	4	6	8.3	2	2	3	1	1	16	13.3	
at Vanderbilt	1/6/19	*	19	2-9	.222	0-0	.000	2-2	1.000	2	4	6	8.1	5	2	3	0	0	6	12.8	
at #6 Miss State	1/10/19	*	34	11-20	.550	0-1	.000	4-5	.800	4	2	6	8.0	4	0	4	4	1	26	13.6	
#13 TENNESSEE	1/13/19	*	37	7-19	.368	0-1	.000	2-3	.667	4	2	6	7.9	2	5	2	6	2	16	13.8	
at Mizou	1/17/19	*	40	4-10	.400	1-2	.500	3-4	.750	3	5	8	7.9	1	1	3	3	1	12	13.7	
TEXAS A&M	1/20/19	*	33	6-9	.667	0-1	.000	2-2	1.000	1	5	6	7.8	5	1	0	2	1	14	13.7	
ALABAMA	1/27/19	*	36	5-16	.313	0-0	.000	3-4	.750	7	3	10	7.9	2	0	4	3	5	13	13.7	
Totals			20	563	115-259	.444	6-26	.231	37-50	.740	59	99	158	7.9	51	30	42	46	23	173	13.7

Games played: 20  
Minutes/game: 28.2  
Points/game: 13.7  
FG Pct: 44.4  
3FG Pct: 23.1  
FT Pct: 74.0

Rebounds/game: 7.9  
Assists/game: 1.5  
Turnovers/game: 2.1  
Assist/turnover ratio: 0.7  
Steals/game: 1.2  
Blocks/game: 2.3

## OVERALL CAREER STATISTICS

	Total							3-Point			Free-Throw			Rebounds													
Year	GP	GS	Min	Avg	TFG	TFGA	.Pct	3FG	3FGA	.Pct	FT	FTA	.Pct	Off	Def	Tot	Avg	PF	FO	Ast	TO	Blk	Stl	Pts	Avg		
2015-16	28	1	543	19.4	98	204	.480	5	18	.278	22	38	.579	54	105	159	5.7	51	1	36	47	48	16	223	8.0		
2016-17	29	17	793	27.3	173	353	.490	11	41	.268	39	70	.557	57	144	201	6.9	77	2	48	66	69	28	396	13.7		
2017-18	33	33	921	27.9	186	384	.484	14	51	.275	39	66	.591	62	204	266	8.1	80	1	64	65	101	58	425	12.9		
2018-19	20	20	563	28.2	115	259	.444	6	26	.231	37	50	.740	59	99	158	7.9	51	3	30	42	46	23	273	13.7		
TOTAL	110	71	2820	25.6	572	1200	.477	36	136	.265	137	224	.612	232	552	784	7.1	259	7	178	220	264	125	1317	12.0		

## SEC CAREER STATISTICS

	Total							3-Point		Free-Throw			Rebounds													
Year	GP	GS	Min	Avg	TFG	TFGA	.Pct	3FG	3FGA	.Pct	FT	FTA	.Pct	Off	Def	Tot	Avg	PF	FO	Ast	TO	Blk	Stl	Pts	Avg	
2015-16	16	1	317	19.8	56	120	.467	4	8	.500	10	18	.556	26	58	84	5.3	29	0	19	32	27	10	126	7.9	
2016-17	16	8	420	26.3	79	179	.441	3	17	.176	17	35	.486	30	81	111	6.9	43	1	25	38	43	10	178	11.1	
2017-18	16	16	477	29.8	98	214	.458	7	29	.241	19	28	.679	31	108	139	8.7	43	1	25	31	52	26	222	13.9	
2018-19	7	7	227	32.4	41	94	.436	2	8	.250	19	23	.826	23	25	48	6.9	21	2	11	19	19	11	103	14.7	
TOTAL	55	32	1441	26.2	274	607	.451	16	62	.258	65	104	.625	110	272	382	6.9	136	4	80	120	141	57	629	11.4	





# #10 CAITLIN HOSE

**Guard » 5-9 » Freshman » Hazel Green, Ala./Hazel Green High School**

## HIGHLIGHTS

- » Missed four games (Presbyterian, LSU, Vanderbilt and Miss State) due to a strained plantar fasciitis in her right foot
- » Started four-straight games from Nov. 22-Dec. 2
- » Best game to date came against Winthrop (11/11) when she scored 10 points and totaled five boards
- » Prepped at Hazel Green High School in Hazel Green, Ala.
- » Alabama Sports Writers Association 6A Player of the Year
- » Led her team to the state championship game in each of her four seasons; team finished with a 129-12 (91 percent) record over her four years of high school

## SEASON & CAREER HIGHS

### POINTS

Season: 10 vs. Winthrop (11/11/18)  
Career: 10 vs. Winthrop (11/11/18)

### REBOUNDS

Season: 5 2X, last vs. Maryland (11/24/18)  
Career: 5 2X, last vs. Maryland (11/24/18)

### ASSISTS

Season: 4 vs. Winthrop (11/11/18)  
Career: 4 vs. Winthrop (11/11/18)

### BLOCKS

Season: 1 vs. Ga Southern (12/21/18)  
Career: 1 vs. Ga Southern (12/21/18)

### STEALS

Season: 3 vs. Winthrop (11/11/18)  
Career: 3 vs. Winthrop (11/11/18)

### MINUTES

Season: 23 vs. Mercer (11/28/18)  
Career: 23 vs. Mercer (11/28/18)

## MISCELLANEOUS STATS

### DOUBLE-DIGIT POINTS

Season: 1 Career: 1

### DOUBLE-DIGIT REBOUNDS

Season: x Career: x

### DOUBLE-DOUBLES

Season: x Career: x

### 20-POINT GAMES

Season: x Career: x

## 2018-19 GAME-BY-GAME

#10 HOSE, Caitlin

Opponent	Date	gs	min	Total		3-Pointers		Free throws		Rebounds				pf	a	t/o	blk	stl	pts	avg
				fg-fga	pct	3fg-fga	pct	ft-fa	pct	off	def	tot	avg							
ST. BONAVENTURE	11/9/18		19	1-6	.167	0-4	.000	0-0	.000	1	3	4	4.0	0	2	1	0	2	2	2.0
WINTHROP	11/11/18		18	4-7	.571	1-4	.250	1-2	.500	2	3	5	4.5	1	4	1	0	3	10	6.0
at UCLA	11/14/18		9	0-2	.000	0-1	.000	1-2	.500	0	0	0	3.0	0	0	0	0	0	1	4.3
at Georgia Tech	11/18/18		12	2-4	.500	1-3	.333	0-0	.000	0	2	2	2.8	1	0	0	0	0	5	4.5
vs Morgan State	11/22/18	*	16	1-4	.250	0-2	.000	0-0	.000	0	1	1	2.4	2	0	0	0	1	2	4.0
vs #7 Maryland	11/24/18	*	13	0-2	.000	0-0	.000	0-0	.000	2	3	5	2.8	1	1	0	0	1	0	3.3
MERCER	11/28/18	*	23	1-3	.333	1-3	.333	0-0	.000	0	3	3	2.9	0	0	1	0	0	3	3.3
CHARLESTON SOUTHER	12/2/18	*	12	0-2	.000	0-1	.000	0-0	.000	0	1	1	2.6	1	1	0	0	0	0	2.9
FURMAN	12/4/18		6	0-1	.000	0-0	.000	0-0	.000	2	1	3	2.7	0	0	0	0	0	0	2.6
LIPSCOMB	12/19/18		11	2-5	.400	0-3	.000	0-0	.000	0	1	1	2.5	0	0	1	0	0	4	2.7
GEORGIA SOUTHERN	12/21/18		21	1-4	.250	0-3	.000	2-2	1.000	0	2	2	2.5	2	3	2	1	1	4	2.8
PRESBYTERIAN	12/28/18		dnp	-	-	-	-	-	-	-	-	-	-	-	-	-	-	-	-	-
LSU	1/3/19		dnp	-	-	-	-	-	-	-	-	-	-	-	-	-	-	-	-	-
at Vanderbilt	1/6/19		dnp	-	-	-	-	-	-	-	-	-	-	-	-	-	-	-	-	-
at #6 Miss State	1/10/19		dnp	-	-	-	-	-	-	-	-	-	-	-	-	-	-	-	-	-
#13 TENNESSEE	1/13/19		7	0-1	.000	0-1	.000	0-0	.000	0	0	0	2.3	0	0	0	0	1	0	2.6
at Mizzou	1/17/19		dnp	-	-	-	-	-	-	-	-	-	-	-	-	-	-	-	-	-
TEXAS A&M	1/20/19		9	0-1	.000	0-1	.000	0-0	.000	1	1	2	2.2	0	0	1	0	0	0	2.4
ALABAMA	1/27/19		8	1-3	.333	1-3	.333	0-0	.000	0	0	0	2.1	1	1	0	0	0	3	2.4
Totals		4	184	13-45	.289	4-29	.138	4-6	.667	8	21	29	2.1	9	12	7	1	9	34	2.4

Games played: 14  
Minutes/game: 13.1  
Points/game: 2.4  
FG Pct: 28.9  
3FG Pct: 13.8  
FT Pct: 66.7

Rebounds/game: 2.1  
Assists/game: 0.9  
Turnovers/game: 0.5  
Assist/turnover ratio: 1.7  
Steals/game: 0.6  
Blocks/game: 0.1


## OVERALL CAREER STATISTICS

Year	GP	GS	Min	Avg	Total			3-Point			Free-Throw			Rebounds					PF	FO	Ast	TO	Blk	Stl	Pts	Avg
					TFG	TFGA	.Pct	3FG	3FGA	.Pct	FT	FTA	.Pct	Off	Def	Tot	Avg									
2018-19	14	4	184	13.1	13	45	.289	4	29	.138	4	6	.667	8	21	29	2.1	9	0	12	7	1	9	34	2.4	
TOTAL	14	4	184	13.1	13	45	.289	4	29	.138	4	6	.667	8	21	29	2.1	9	0	12	7	1	9	34	2.4	

## SEC CAREER STATISTICS

Year	GP	GS	Min	Avg	Total			3-Point			Free-Throw			Rebounds					PF	FO	Ast	TO	Blk	Stl	Pts	Avg
					TFG	TFGA	.Pct	3FG	3FGA	.Pct	FT	FTA	.Pct	Off	Def	Tot	Avg									
2018-19	3	0	24	8.0	1	5	.200	1	5	.200	0	0	.000	1	1	2	0.7	1	0	1	1	0	1	3	1.0	
TOTAL	3	0	24	8.0	1	5	.200	1	5	.200	0	0	.000	1	1	2	0.7	1	0	1	1	0	1	3	1.0	





# #11 MAYA CALDWELL

Guard » 5-11 » Sophomore » Charlotte, N.C./Davidson Day School

## HIGHLIGHTS

- » Coming off her best performance of the year with 11 points against Alabama
- » Beginning with the Charleston Southern game, started playing at the 4-spot as well as her usual 3-guard spot
- » Made a layup to put Georgia up 57-53 late in the fourth quarter in the win at Vanderbilt
- » Hit a last second shot to end the first half against Charleston Southern and finished with seven points in 25 minutes
- » Made another buzzer-beater to end the first half against Lipscomb
- » Started for first time in her career in first four games of 2018-19 season
- » Played in all 33 games during her freshman season
- » Led the team in 3-point FG percentage last season (40 percent); won the 3-point shooting contest during the team's StegMania Midnight Madness event
- » Family started a non-profit organization called Children Empowering Children; wants to run her own non-profit one day

## 2018-19 GAME-BY-GAME

#11 CALDWELL, Maya

Opponent	Date	gs	min	Total		3-Pointers		Free throws		Rebounds													
				fg-fga	pct	3fg-fga	pct	ft-fita	pct	off	def	tot	avg	pf	a	t/o	blk	stl	pts	avg			
ST. BONAVENTURE	11/9/18	*	25	3-8	.375	1-4	.250	0-0	.000	1	4	5	5.0	3	2	2	1	1	7	7.0			
WINTHROP	11/11/18	*	19	0-4	.000	0-2	.000	0-0	.000	5	2	7	6.0	2	1	1	0	2	0	3.5			
at UCLA	11/14/18	*	27	1-4	.250	1-3	.333	0-0	.000	1	2	3	5.0	2	1	1	0	1	3	3.3			
at Georgia Tech	11/18/18	*	7	0-2	.000	0-1	.000	0-0	.000	0	1	1	4.0	1	0	1	0	0	0	2.5			
vs Morgan State	11/22/18		19	0-0	.000	0-0	.000	0-2	.000	0	1	1	3.4	0	1	0	0	0	0	2.0			
vs #7 Maryland	11/24/18		11	0-3	.000	0-0	.000	0-0	.000	4	0	4	3.5	1	1	0	0	0	0	1.7			
MERCER	11/28/18		6	2-3	.667	0-1	.000	0-0	.000	1	1	2	3.3	1	1	0	0	1	4	2.0			
CHARLESTON SOUTHER	12/2/18		25	3-8	.375	1-3	.333	0-1	.000	1	1	2	3.1	0	3	1	0	4	7	2.6			
FURMAN	12/4/18		24	1-8	.125	0-2	.000	1-2	.500	3	2	5	3.3	4	4	1	2	2	3	2.7			
at Villanova	12/14/18		19	2-5	.400	0-0	.000	0-0	.000	3	0	3	3.3	1	1	4	0	1	4	2.8			
LIPSCOMB	12/19/18		10	3-4	.750	1-2	.500	0-0	.000	0	1	1	3.1	3	0	4	0	0	7	3.2			
GEORGIA SOUTHERN	12/21/18		18	3-5	.600	0-2	.000	2-4	.500	3	1	4	3.2	1	1	0	0	0	8	3.6			
PRESBYTERIAN	12/28/18		24	2-3	.667	0-1	.000	2-2	1.000	2	4	6	3.4	2	5	1	1	1	6	3.8			
LSU	1/3/19		16	2-4	.500	0-0	.000	0-0	.000	0	1	1	3.2	1	0	1	0	1	4	3.8			
at Vanderbilt	1/6/19		17	3-5	.600	0-0	.000	0-0	.000	2	4	6	3.4	0	2	0	0	0	6	3.9			
at #6 Miss State	1/10/19	*	5	0-0	.000	0-0	.000	0-0	.000	0	0	0	3.2	1	1	0	0	0	0	3.7			
#13 TENNESSEE	1/13/19		2	0-0	.000	0-0	.000	0-0	.000	0	0	0	3.0	1	0	2	0	0	0	3.5			
at Mizzou	1/17/19		15	2-6	.333	0-2	.000	0-0	.000	1	0	1	2.9	0	1	2	0	1	4	3.5			
TEXAS A&M	1/20/19		3	1-3	.333	0-1	.000	0-0	.000	0	0	0	2.7	0	0	0	0	0	2	3.4			
ALABAMA	1/27/19		21	4-9	.444	1-1	1.000	2-3	.667	3	2	5	2.9	0	1	0	1	2	11	3.8			
Totals			5	313	32-84	.381	5-25	.200	7-14	500	30	27	57	2.9	24	26	21	5	17	76	3.8		

Games played: 20  
Minutes/game: 15.7  
Points/game: 3.8  
FG Pct: 38.1  
3FG Pct: 20.0  
FT Pct: 50.0

Rebounds/game: 2.9  
Assists/game: 1.3  
Turnovers/game: 1.1  
Assist/turnover ratio: 1.2  
Steals/game: 0.9  
Blocks/game: 0.3

## MISCELLANEOUS STATS

**DOUBLE-DIGIT POINTS**  
Season: 1 Career: 5

**DOUBLE-DIGIT REBOUNDS**  
Season: x Career: x

**DOUBLE-DOUBLES**  
Season: x Career: x

**20-POINT GAMES**  
Season: x Career: 1

## OVERALL CAREER STATISTICS

	Total							3-Point			Free-Throw			Rebounds													
Year	GP	GS	Min	Avg	TFG	TFGA	.Pct	3FG	3FGA	.Pct	FT	FTA	.Pct	Off	Def	Tot	Avg	PF	FO	Ast	TO	Blk	Stl	Pts	Avg		
2017-18	33	0	423	12.8	55	132	.417	23	57	.404	9	15	.600	33	36	69	2.1	25	0	19	31	2	9	142	4.3		
2018-19	20	5	313	15.7	32	84	.381	5	25	.200	7	14	.500	30	27	57	2.9	24	0	26	21	5	17	76	3.8		
TOTAL	53	5	736	13.9	87	216	.403	28	82	.341	16	29	.552	63	63	126	2.4	49	0	45	52	7	26	218	4.1		

## SEC CAREER STATISTICS

Year	GP	GS	Min	Avg	Total			3-Point			Free-Throw			Rebounds				PF	FO	Ast	TO	Blk	Stl	Pts	Avg
					TFG	TFGA	.Pct	3FG	3FGA	.Pct	FT	FTA	.Pct	Off	Def	Tot	Avg								
2017-18	16	0	172	10.8	16	52	.308	8	28	.286	0	0	.000	11	13	24	1.5	12	0	4	15	2	4	40	2.5
2018-19	7	1	79	11.3	12	27	.444	1	4	.250	2	3	.667	6	7	13	1.9	3	0	5	5	1	4	27	3.9
TOTAL	23	1	251	10.9	28	79	.354	9	32	.281	2	3	.667	17	20	37	1.6	15	0	9	20	3	8	67	2.9







# #12 KAILA HUBBARD

Guard » 5-10 » Freshman » Jonesboro, Ga./Holy Innocents High School

## HIGHLIGHTS

- » Scored 10 points in the win against Presbyterian
- » First career start came against Furman (12/4)
- » Led Georgia with 15 points against Winthrop (11/11) in just second game of her college career
- » Played high school basketball at Holy Innocents Prep in Jonesboro, Ga.
- » Was a combo guard/forward in high school and actually played a little at the point guard spot in her senior season
- » 2018 AJC North Region Player of the Year

## SEASON & CAREER HIGHS

### POINTS

Season: 15 vs. Winthrop (11/11/18)  
Career: 15 vs. Winthrop (11/11/18)

### REBOUNDS

Season: 6 2X, last vs. Furman (12/4/18)  
Career: 6 2X, last vs. Furman (12/4/18)

### ASSISTS

Season: 3 vs. Presbyterian (12/28/18)  
Career: 3 vs. Presbyterian (12/28/18)

### BLOCKS

Season: x  
Career: x

### STEALS

Season: 4 vs. Furman (12/4/18)  
Career: 4 vs. Furman (12/4/18)

### MINUTES

Season: 27 vs. Furman (12/4/18)  
Career: 27 vs. Furman (12/4/18)

## MISCELLANEOUS STATS

### DOUBLE-DIGIT POINTS

Season: 1 Career: 1

### DOUBLE-DIGIT REBOUNDS

Season: x Career: x

### DOUBLE-DOUBLES

Season: x Career: x

### 20-POINT GAMES

Season: x Career: x

## 2018-19 GAME-BY-GAME

### #12 HUBBARD, Kaila

				Total		3-Pointers		Free throws		Rebounds											
Opponent	Date	gs	min	fg-fga	pct	3fg-fga	pct	ft-fa	pct	off	def	tot	avg	pf	a	t/o	blk	stl	pts	avg	
ST. BONAVENTURE	11/9/18	11	1-3	.333	0-0	.000	4-6	.667	1	5	6	6.0	0	1	0	0	0	0	6	6.0	
WINTHROP	11/11/18	20	5-8	.625	2-3	.667	3-3	1.000	1	2	3	4.5	4	2	3	0	0	15	10.5	10.5	
at UCLA	11/14/18	11	0-2	.000	0-2	.000	0-0	.000	1	0	1	3.3	1	2	0	0	0	0	0	7.0	
at Georgia Tech	11/18/18	17	1-3	.333	0-1	.000	0-0	.000	0	3	3	3.3	0	1	2	0	0	2	5.8	5.8	
vs Morgan State	11/22/18	15	0-2	.000	0-1	.000	0-0	.000	0	0	0	2.6	1	0	2	0	1	0	4.6	4.6	
vs #7 Maryland	11/24/18	13	0-2	.000	0-0	.000	0-0	.000	0	2	2	2.5	1	0	0	0	0	0	3.8	3.8	
MERCER	11/28/18	14	0-2	.000	0-0	.000	0-0	.000	1	0	1	2.3	1	1	1	0	0	0	3.3	3.3	
CHARLESTON SOUTHER	12/2/18	9	0-1	.000	0-1	.000	5-6	.833	1	0	1	2.1	2	0	1	0	1	5	3.5	3.5	
FURMAN	12/4/18	27	3-10	.300	0-2	.000	2-4	.500	6	0	6	2.6	1	0	2	0	4	8	4.0	4.0	
at Villanova	12/14/18	8	0-2	.000	0-1	.000	0-0	.000	0	1	1	2.4	1	0	1	0	0	0	3.6	3.6	
LIPSCOMB	12/19/18	13	0-2	.000	0-0	.000	0-0	.000	1	2	3	2.5	2	0	3	1	0	0	3.3	3.3	
GEORGIA SOUTHERN	12/21/18	22	1-2	.500	0-0	.000	1-2	.500	1	5	6	2.8	1	0	2	0	1	3	3.3	3.3	
PRESBYTERIAN	12/28/18	26	4-6	.667	1-2	.500	1-2	.500	0	1	1	2.6	2	3	1	0	0	10	3.8	3.8	
LSU	1/3/19	6	0-0	.000	0-0	.000	0-0	.000	1	1	2	2.6	1	0	0	0	0	0	3.5	3.5	
at Vanderbilt	1/6/19	13	0-1	.000	0-1	.000	0-0	.000	0	1	1	2.5	3	0	1	0	0	0	3.3	3.3	
at #6 Miss State	1/10/19	9	0-0	.000	0-0	.000	0-0	.000	0	1	1	2.4	0	0	1	0	0	0	3.1	3.1	
#13 TENNESSEE	1/13/19	15	0-4	.000	0-0	.000	1-2	.500	2	0	2	2.4	3	0	0	0	0	1	2.9	2.9	
at Mizzou	1/17/19	6	0-0	.000	0-0	.000	0-0	.000	1	1	2	2.3	0	0	1	0	0	0	2.8	2.8	
TEXAS A&M	1/20/19	4	0-0	.000	0-0	.000	0-0	.000	0	0	0	2.2	0	2	0	0	0	0	2.6	2.6	
ALABAMA	1/27/19	12	1-1	1.000	0-0	.000	2-2	1.000	0	0	0	2.1	0	0	0	0	0	4	2.7	2.7	
Totals		1	271	16-51	.314	3-14	.214	19-27	.704	17	25	42	2.1	24	12	21	1	7	54	2.7	

Games played: 20  
Minutes/game: 13.6  
Points/game: 2.7  
FG Pct: 31.4  
3FG Pct: 21.4  
FT Pct: 70.4

Rebounds/game: 2.1  
Assists/game: 0.6  
Turnovers/game: 1.1  
Assist/turnover ratio: 0.6  
Steals/game: 0.4  
Blocks/game: 0.1

## OVERALL CAREER STATISTICS

					Total		3-Point			Free-Throw			Rebounds												
Year	GP	GS	Min	Avg	TFG	TFGA	.Pct	3FG	3FGA	.Pct	FT	FTA	.Pct	Off	Def	Tot	Avg	PF	FO	Ast	TO	Blk	Stl	Pts	Avg
2018-19	20	1	271	13.6	16	51	.314	3	14	.214	19	27	.704	17	25	42	2.1	24	0	12	21	1	7	54	2.7
TOTAL	20	1	271	13.6	16	51	.314	3	14	.214	19	27	.704	17	25	42	2.1	24	0	12	21	1	7	54	2.7

## SEC CAREER STATISTICS

Year	GP	GS	Min	Avg	Total			3-Point			Free-Throw			Rebounds			PF	FO	Ast	TO	Blk	Stl	Pts	Avg	
					TFG	TFGA	.Pct	3FG	3FGA	.Pct	FT	FTA	.Pct	Off	Def	Tot									Avg
2018-19	7	0	65	9.3	1	6	.167	0	1	.000	3	4	.750	4	4	8	1.1	7	0	2	3	0	0	5	0.7
TOTAL	7	0	65	9.3	1	6	.167	0	1	.000	3	4	.750	4	4	8	1.1	7	0	2	3	0	0	5	0.7





## #14 JENNA STAITI

Center » 6-6 » RS-Sophomore » Cumming, Ga./University of Maryland

## HIGHLIGHTS

- » Third in the SEC with 41 total blocks this season
- » Saw limited action against Missouri due to foul trouble; picked up five fouls in just six minutes of playing time
- » Knocked in a pair of free-throws with eight seconds remaining to give Georgia a 65-62 lead against Tennessee; finished with 12 points and seven boards against the Lady Vols
- » Came off the bench to score 13 points in 21 minutes at Vanderbilt
- » 13 points and nine boards against LSU
- » Scored a career-high 21 points against Presbyterian, hitting 10-of-15 from the field
- » Did not enter the game until the second half against Villanova and finished with 10 points in 14 minutes
- » Career-best 11 points against Charleston Southern
- » Finished one point shy of a double-double with nine points and 10 rebounds against Mercer
- » Career-high six blocks at Georgia Tech
- » Started a perfect 9-for-9 from the field this season
- » Sat out last season due to NCAA transfer rules; played at Maryland during the 2016-17 season
- » 2016 State of Georgia Gatorade Player of the Year
- » Was the No. 17 overall player in the 2016 class and No. 1 in the state of Georgia according to ESPN.com

## SEASON & CAREER HIGHS

## POINTS

Season: 21 vs. Presbyterian (12/28/18)  
Career: 21 vs. Presbyterian (12/28/18)

## REBOUNDS

Season: 10 vs. Mercer (11/28/18)  
Career: 14 at Maryland Eastern Shore (11/16/16)

## ASSISTS

Season: 2 2X, last at Miss. State (1/10/19)  
Career: 3 2X, last vs. Bucknell (3/17/17)

## BLOCKS

Season: 6 at Georgia Tech (11/18/18)  
Career: 6 at Georgia Tech (11/18/18)

## STEALS

Season: 2 vs. Ga Southern (12/21/18)  
Career: 2 2X last vs. s. Ga Southern (12/21/18)

## MINUTES

Season: 31 vs. Presbyterian (12/28/18)  
Career: 31 vs. Presbyterian (12/28/18)

## MISCELLANEOUS STATS

## DOUBLE-DIGIT POINTS

Season: 10 Career: 12

## DOUBLE-DIGIT REBOUNDS

Season: 1 Career: 2

## DOUBLE-DOUBLES

Season:                   x                   Career:                   1

## 20-POINT GAMES

Season: 1 Career: 1

## 2018-19 GAME-BY-GAME

### #14 STAITI, Jenna

Opponent	Date	gs	min	Total		3-Pointers		Free throws		Rebounds											
				fg-fga	pct	3fg-fga	pct	ft-fa	pct	off	def	tot	avg	pf	a	t/o	blk	stl	pts	avg	
ST. BONAVENTURE	11/9/18	11	4-4	1.000	1-1	1.000	0-3	.000	1	2	3	3.0	5	1	2	1	0	9	9.0		
WINTHROP	11/11/18	17	5-5	1.000	0-0	.000	0-0	.000	1	6	7	5.0	2	0	0	2	1	10	9.5		
at UCLA	11/14/18	1	0-0	.000	0-0	.000	0-0	.000	0	0	0	3.3	0	0	0	0	0	6.3	3.3		
at Georgia Tech	11/18/18	17	4-7	.571	0-1	.000	0-0	.000	1	2	3	3.3	4	0	1	6	1	8	6.8		
vs Morgan State	11/22/18	15	4-8	.500	0-1	.000	2-2	1.000	3	4	7	4.0	0	1	0	3	0	10	7.4		
vs #7 Maryland	11/24/18	7	1-3	.333	0-1	.000	0-0	.000	1	0	1	3.5	3	0	1	2	0	2	6.5		
MERCER	11/28/18	21	2-6	.333	1-1	1.000	4-8	.500	3	7	10	4.4	3	2	1	4	0	9	6.9		
CHARLESTON SOUTHER	12/2/18	16	4-6	.667	0-0	.000	3-4	.750	3	1	4	4.4	1	0	2	0	0	11	7.4		
FURMAN	12/4/18	8	1-4	.250	0-0	.000	0-0	.000	1	1	2	4.1	0	0	0	0	0	2	6.8		
at Villanova	12/14/18	14	3-5	.600	0-0	.000	4-9	.444	0	3	3	4.0	2	1	2	3	0	10	7.1		
LIPSCOMB	12/19/18	16	1-1	1.000	1-1	1.000	2-4	.500	1	3	4	4.0	1	1	0	1	1	5	6.9		
GEORGIA SOUTHERN	12/21/18	20	3-8	.375	0-0	.000	4-6	.667	1	4	5	4.1	2	1	1	3	2	10	7.2		
PRESBYTERIAN	12/28/18	31	10-15	.667	1-2	.500	0-0	.000	2	6	8	4.4	5	0	2	4	0	21	8.2		
LSU	1/3/19	30	5-7	.714	1-1	1.000	2-4	.500	2	7	9	4.7	3	1	0	2	1	13	8.6		
at Vanderbilt	1/6/19	21	5-8	.625	1-1	1.000	2-2	1.000	0	1	1	4.5	5	0	3	1	0	13	8.9		
at #6 Miss State	1/10/19	26	2-3	.667	1-1	1.000	0-0	.000	1	2	3	4.4	2	2	2	5	0	5	8.6		
#13 TENNESSEE	1/13/19	20	4-9	.444	0-1	.000	4-5	.800	3	4	7	4.5	2	0	0	1	1	12	8.8		
at Mizzou	1/17/19	6	0-1	.000	0-0	.000	0-0	.000	0	0	0	4.3	5	0	3	1	0	0	8.3		
TEXAS A&M	1/20/19	24	5-9	.556	1-2	.500	3-3	1.000	0	5	5	4.3	3	1	0	1	0	14	8.6		
ALABAMA	1/27/19	22	2-10	.200	0-2	.000	2-3	.667	3	0	3	4.3	2	1	0	1	0	6	8.5		
Totals		0	343	65-119	.546	8-16	.500	32-53	.604	27	58	85	4.3	50	12	20	41	7	170	8.5	

Games played: 20  
Minutes/game: 17.2  
Points/game: 8.5  
FG Pct: 54.6  
3FG Pct: 50.0  
FT Pct: 60.4

Rebounds/game: 4.3  
Assists/game: 0.6  
Turnovers/game: 1.0  
Assist/turnover ratio: 0.6  
Steals/game: 0.4  
Blocks/game: 2.1

## OVERALL CAREER STATISTICS

					Total			3-Point			Free-Throw			Rebounds													
Year	GP	GS	Min	Avg	TFG	TFGA	.Pct	3FG	3FGA	.Pct	FT	FTA	.Pct	Off	Def	Tot	Avg	PF	FO	Ast	TO	Blk	Stl	Pts	Avg		
2016-17*	35	0	140	4.0	34	67	.507	0	0	.000	7	13	.538	17	34	51	2.0	20	0	9	7	14	3	75	2.1		
2018-19	20	0	343	17.2	65	119	.546	8	16	.500	32	53	.604	27	58	85	4.3	50	4	12	20	41	7	170	8.5		
TOTAL	55	0	483	8.8	97	186	.522	8	16	.500	39	66	.591	44	92	136	2.5	70	4	21	27	55	10	245	4.5		

\*freshman season at Maryland

## SEC CAREER STATISTICS

2018-19	7	0	149	21.3	23	47	.489	4	8	.500	13	17	.765	9	19	28	4.0	22	2	5	8	12	2	63	9.0
<b>TOTAL</b>	<b>7</b>	<b>0</b>	<b>149</b>	<b>21.3</b>	<b>23</b>	<b>47</b>	<b>.489</b>	<b>4</b>	<b>8</b>	<b>.500</b>	<b>13</b>	<b>17</b>	<b>.765</b>	<b>9</b>	<b>19</b>	<b>28</b>	<b>4.0</b>	<b>22</b>	<b>2</b>	<b>5</b>	<b>8</b>	<b>12</b>	<b>2</b>	<b>63</b>	<b>9.0</b>





# #22 MALURY BATES

**Forward » 6-3 » Sophomore » Roanoke, Va./William Fleming High School**

## HIGHLIGHTS

- » Suffered a torn ACL against Mercer and will miss the remainder of the season
- » Scored six-straight points to help jump start a 17-3 run against Maryland in the second quarter
- » Played a career-high 28 minutes at UCLA
- » Career high five blocks against Winthrop
- » Sat out first six games of her freshman season due to stress fracture in her right foot
- » Saw increased playing time as the season progressed; saw action in each of the final six games of the year; played in 22 games total
- » Pre-pharmacy major who took a large load of her course work during the 2018 spring semester

## SEASON & CAREER HIGHS

### POINTS

Season: 8 2X, last at UCLA (11/14/18)  
Career: 11 Howard (12/19/17)

### REBOUNDS

Season: 8 at UCLA (11/14/18)  
Career: 8 at UCLA (11/14/18)

### ASSISTS

Season: 1 at UCLA (11/14/18)  
Career: 1 at UCLA (11/14/18)

### BLOCKS

Season: 5 vs. Winthrop (11/11/18)  
Career: 5 vs. Winthrop (11/11/18)

### STEALS

Season: 1 3X, last vs. Maryland (11/24/18)  
Career: 1 7X, last vs. Maryland (11/24/18)

### MINUTES

Season: 28 at UCLA (11/14/18)  
Career: 28 at UCLA (11/14/18)

## MISCELLANEOUS STATS

### DOUBLE-DIGIT POINTS

Season: x Career: 1

### DOUBLE-DIGIT REBOUNDS

Season: x Career: x

### DOUBLE-DOUBLES

Season: x Career: x

### 20-POINT GAMES

Season: x Career: x

## 2018-19 GAME-BY-GAME

### #22 BATES, Malury

Opponent	Date	gs	min	Total		3-Pointers		Free throws		Rebounds				pf	a	t/o	blk	stl	pts	avg
				fg-fga	pct	3fg-fga	pct	ft-fa	pct	off	def	tot	avg							
ST. BONAVENTURE	11/9/18		24	2-3	.667	0-0	.000	0-2	.000	1	6	7	7.0	1	0	0	3	0	4	4.0
WINTHROP	11/11/18		16	4-7	.571	0-0	.000	0-0	.000	2	4	6	6.5	3	0	3	5	0	8	6.0
at UCLA	11/14/18		28	4-7	.571	0-0	.000	0-0	.000	2	6	8	7.0	5	1	0	1	1	8	6.7
at Georgia Tech	11/18/18		14	1-8	.125	0-0	.000	0-2	.000	2	2	4	6.3	3	0	0	1	0	2	5.5
vs Morgan State	11/22/18		13	2-5	.400	0-0	.000	0-0	.000	2	2	4	5.8	0	0	3	1	1	4	5.2
vs #7 Maryland	11/24/18		13	3-9	.333	0-0	.000	0-0	.000	3	0	3	5.3	0	0	1	0	1	6	5.3
MERCER	11/28/18		5	1-2	.500	0-0	.000	1-2	.500	2	1	3	5.0	2	0	4	0	0	3	5.0
Totals		0	113	17-41	.415	0-0	.000	1-6	.167	14	21	35	5.0	14	1	11	11	3	35	5.0

Games played: 7  
Minutes/game: 16.1  
Points/game: 5.0  
FG Pct: 41.5  
FT Pct: 16.7

Rebounds/game: 5.0  
Assists/game: 0.1  
Turnovers/game: 1.6  
Assist/turnover ratio: 0.1  
Steals/game: 0.4  
Blocks/game: 1.6

## OVERALL CAREER STATISTICS

Year	GP	GS	Min	Avg	Total			3-Point			Free-Throw			Rebounds				PF	FO	Ast	TO	Blk	Stl	Pts	Avg
					TFG	TFGA	.Pct	3FG	3FGA	.Pct	FT	FTA	.Pct	Off	Def	Tot	Avg								
2017-18	22	0	169	7.7	16	48	.333	0	0	.000	10	16	.625	14	27	41	1.9	34	1	0	20	18	5	42	1.9
2018-19	7	0	113	16.1	17	41	.415	0	0	.000	1	6	.167	14	21	35	5.0	14	1	1	11	11	3	35	5.0
<b>TOTAL</b>	<b>29</b>	<b>0</b>	<b>282</b>	<b>9.7</b>	<b>33</b>	<b>89</b>	<b>.371</b>	<b>0</b>	<b>0</b>	<b>.000</b>	<b>11</b>	<b>22</b>	<b>.500</b>	<b>28</b>	<b>48</b>	<b>76</b>	<b>2.6</b>	<b>48</b>	<b>2</b>	<b>1</b>	<b>31</b>	<b>29</b>	<b>8</b>	<b>77</b>	<b>2.7</b>

## SEC CAREER STATISTICS

Year	GP	GS	Min	Avg	Total			3-Point			Free-Throw			Rebounds				PF	FO	Ast	TO	Blk	Stl	Pts	Avg
					TFG	TFGA	.Pct	3FG	3FGA	.Pct	FT	FTA	.Pct	Off	Def	Tot	Avg								
2017-18	12	0	92	7.7	6	25	.240	0	0	.000	2	2	1.000	2	18	20	1.7	19	0	0	11	12	3	14	1.2
2018-19																									
<b>TOTAL</b>	<b>12</b>	<b>0</b>	<b>92</b>	<b>7.7</b>	<b>6</b>	<b>25</b>	<b>.240</b>	<b>0</b>	<b>0</b>	<b>.000</b>	<b>2</b>	<b>2</b>	<b>1.000</b>	<b>2</b>	<b>18</b>	<b>20</b>	<b>1.7</b>	<b>19</b>	<b>0</b>	<b>0</b>	<b>11</b>	<b>12</b>	<b>3</b>	<b>14</b>	<b>1.2</b>





# #23 QUE MORRISON

Guard » 5-7 » Sophomore » Riverdale, Ga./McEachern High School

## HIGHLIGHTS

- » Has seen increased playing time as of late with 28 minutes against Texas A&M and 32 vs. Alabama
- » Had surgery to repair a torn lateral meniscus in her left knee on Thursday, Nov. 1 and missed the first eight games of the season
- » Returned against Furman but sat out against Georgia Southern and Presbyterian
- » 2018 SEC All-Freshman Team
- » Started 32 of 33 games as a freshman
- » Led all scorers with 16 points in the SEC Tournament quarterfinals against Missouri
- » Named SEC Freshman of the Week (1/9) for her performances against Vanderbilt and Kentucky

## SEASON & CAREER HIGHS

### POINTS

Season: 6 vs. Lipscomb (12/19/18)  
Career: 19 Wofford (11/12/17)

### REBOUNDS

Season: 6 vs. Furman (12/4/18)  
Career: 11 at Alabama (2/22/18)

### ASSISTS

Season: 2 vs. Texas A&M (1/20/19)  
Career: 6 at Ole Miss (2/19/18)

### BLOCKS

Season: 1 3X, last vs. Alabama (1/27/19)  
Career: 1 7X, last vs. Alabama (1/27/19)

### STEALS

Season: 2 vs. Alabama (1/27/19)  
Career: 4 at Virginia (11/16/17)

### MINUTES

Season: 32 vs. Alabama (1/27/19)  
Career: 40 at Alabama (2/22/18)

## MISCELLANEOUS STATS

### DOUBLE-DIGIT POINTS

Season: x Career: 11

### DOUBLE-DIGIT REBOUNDS

Season: x Career: 3

### DOUBLE-DOUBLES

Season: x Career: 1

### 20-POINT GAMES

Season: x Career: x

## 2018-19 GAME-BY-GAME

### #23 MORRISON, Que

Opponent	Date	gs	min	Total		3-Pointers		Free throws		Rebounds				pf	a	t/o	blk	stl	pts	avg
				fg-fga	pct	3fg-fga	pct	ft-fa	pct	off	def	tot	avg							
ST. BONAVENTURE	11/9/18	dnp	-	-	-	-	-	-	-	-	-	-	-	-	-	-	-	-	-	-
WINTHROP	11/11/18	dnp	-	-	-	-	-	-	-	-	-	-	-	-	-	-	-	-	-	-
at UCLA	11/14/18	dnp	-	-	-	-	-	-	-	-	-	-	-	-	-	-	-	-	-	-
vs Morgan State	11/22/18	dnp	-	-	-	-	-	-	-	-	-	-	-	-	-	-	-	-	-	-
vs #7 Maryland	11/24/18	dnp	-	-	-	-	-	-	-	-	-	-	-	-	-	-	-	-	-	-
MERCER	11/28/18	dnp	-	-	-	-	-	-	-	-	-	-	-	-	-	-	-	-	-	-
CHARLESTON SOUTHER	12/2/18	dnp	-	-	-	-	-	-	-	-	-	-	-	-	-	-	-	-	-	-
FURMAN	12/4/18	13	0-2	.000	0-1	.000	2-2	1.000	1	5	6	6.0	0	0	1	0	0	0	2	2.0
at Villanova	12/14/18	*	20	1-3	.333	0-2	.000	0-0	.000	1	0	1	3.5	3	0	0	0	1	2	2.0
LIPSCOMB	12/19/18	*	17	2-3	.667	1-1	1.000	1-2	.500	0	2	2	3.0	2	1	3	1	1	6	3.3
GEORGIA SOUTHERN	12/21/18	dnp	-	-	-	-	-	-	-	-	-	-	-	-	-	-	-	-	-	-
PRESBYTERIAN	12/28/18	dnp	-	-	-	-	-	-	-	-	-	-	-	-	-	-	-	-	-	-
LSU	1/3/19	13	0-0	.000	0-0	.000	0-0	.000	1	1	2	2.8	2	1	2	0	0	0	0	2.5
at Vanderbilt	1/6/19	23	0-5	.000	0-1	.000	1-2	.500	0	2	2	2.6	2	0	0	0	1	1	1	2.2
at #6 Miss State	1/10/19	23	2-2	1.000	0-0	.000	0-0	.000	1	0	1	2.3	3	1	1	1	0	4	2.5	
#13 TENNESSEE	1/13/19	12	0-0	.000	0-0	.000	0-0	.000	0	1	1	2.1	0	1	0	0	0	0	0	2.1
at Mizzou	1/17/19	16	1-2	.500	0-0	.000	0-0	.000	0	2	2	2.1	0	1	0	0	0	0	2	2.1
TEXAS A&M	1/20/19	28	1-3	.333	0-1	.000	0-0	.000	0	3	3	2.2	1	2	1	0	1	2	2.1	
ALABAMA	1/27/19	*	32	1-3	.333	0-0	.000	2-2	1.000	1	3	4	2.4	1	0	1	1	2	4	2.3
Totals		3	197	8-23	.348	1-6	.167	6-8	.750	5	19	24	2.4	14	7	9	3	6	23	2.3

Games played: 10  
Minutes/game: 19.7  
Points/game: 2.3  
FG Pct: 34.8  
3FG Pct: 16.7  
FT Pct: 75.0

Rebounds/game: 2.4  
Assists/game: 0.7  
Turnovers/game: 0.9  
Assist/turnover ratio: 0.8  
Steals/game: 0.6  
Blocks/game: 0.3

## OVERALL CAREER STATISTICS

Year	GP	GS	Min	Avg	Total			3-Point			Free-Throw			Rebounds				PF	FO	Ast	TO	Blk	Stl	Pts	Avg
					TFG	TFGA	.Pct	3FG	3FGA	.Pct	FT	FTA	.Pct	Off	Def	Tot	Avg								
2017-18	33	32	895	27.1	99	275	.360	21	87	.241	66	91	.725	64	105	169	5.1	64	2	83	46	8	41	285	8.6
2018-19	10	3	197	19.7	8	23	.348	1	6	.167	6	8	.750	5	19	24	2.4	14	0	7	9	3	6	23	2.3
<b>TOTAL</b>	<b>43</b>	<b>35</b>	<b>1092</b>	<b>25.4</b>	<b>107</b>	<b>298</b>	<b>.359</b>	<b>22</b>	<b>93</b>	<b>.237</b>	<b>72</b>	<b>99</b>	<b>.727</b>	<b>69</b>	<b>124</b>	<b>193</b>	<b>4.5</b>	<b>78</b>	<b>2</b>	<b>90</b>	<b>55</b>	<b>11</b>	<b>47</b>	<b>308</b>	<b>7.2</b>

## SEC CAREER STATISTICS

Year	GP	GS	Min	Avg	Total			3-Point			Free-Throw			Rebounds				PF	FO	Ast	TO	Blk	Stl	Pts	Avg
					TFG	TFGA	.Pct	3FG	3FGA	.Pct	FT	FTA	.Pct	Off	Def	Tot	Avg								
2017-18	16	15	439	27.4	47	139	.338	9	42	.214	26	35	.743	31	57	88	5.5	31	2	37	19	3	23	129	8.1
2018-19	7	1	147	21.0	5	15	.333	0	2	.000	3	4	.750	3	12	15	2.1	9	0	6	5	2	4	13	1.9
<b>TOTAL</b>	<b>23</b>	<b>16</b>	<b>586</b>	<b>25.5</b>	<b>52</b>	<b>154</b>	<b>.338</b>	<b>9</b>	<b>44</b>	<b>.205</b>	<b>29</b>	<b>39</b>	<b>.744</b>	<b>34</b>	<b>69</b>	<b>103</b>	<b>4.5</b>	<b>40</b>	<b>2</b>	<b>43</b>	<b>24</b>	<b>5</b>	<b>27</b>	<b>142</b>	<b>6.2</b>







# #25 ARI HENDERSON

Guard » 5-7 » Junior » Stone Mountain, Ga./Chamblee High School

## HIGHLIGHTS

- » Former walk-on who was awarded a scholarship in the summer of 2017
- » Played in nine games last season
- » From nearby Stone Mountain, Ga., where she played at Chamblee High School
- » Majoring in Civil Engineering

## SEASON & CAREER HIGHS

### POINTS

Season: 2 vs. Lipscomb (12/19/18)  
Career: 3 2X, last vs. Ole Miss (2/4/18)

### REBOUNDS

Season: 1 2X, last vs. Pres (12/28/18)  
Career: 2 North Florida (12/28/17)

### ASSISTS

Season: x  
Career: 1 Wofford (11/12/17)

### BLOCKS

Season: x  
Career: x

### STEALS

Season: x  
Career: 1 Western Carolina (12/28/16)

### MINUTES

Season: 5 vs. Presbyterian (12/28/18)  
Career: 7 4X, last vs. Howard (12/19)

## MISCELLANEOUS STATS

### DOUBLE-DIGIT POINTS

Season: Career:

### DOUBLE-DIGIT REBOUNDS

Season: Career:

### DOUBLE-DOUBLES

Season: Career:

### 20-POINT GAMES

Season: Career:

## 2018-19 GAME-BY-GAME

### #25 HENDERSON, Ari

Opponent	Date	gs	min	Total		3-Pointers		Free throws		Rebounds				pf	a	t/o	blk	stl	pts	avg
				fg-fga	pct	3fg-fga	pct	ft-fa	pct	off	def	tot	avg							
ST. BONAVENTURE	11/9/18	2		0-1	.000	0-0	.000	0-0	.000	0	0	0	0.0	0	0	0	0	0	0	0.0
WINTHROP	11/11/18	3		0-1	.000	0-0	.000	0-0	.000	1	0	1	0.5	0	0	0	0	0	0	0.0
at UCLA	11/14/18	dnp		-	-	-	-	-	-	-	-	-	-	-	-	-	-	-	-	-
vs Morgan State	11/22/18	dnp		-	-	-	-	-	-	-	-	-	-	-	-	-	-	-	-	-
vs #7 Maryland	11/24/18	dnp		-	-	-	-	-	-	-	-	-	-	-	-	-	-	-	-	-
MERCER	11/28/18	dnp		-	-	-	-	-	-	-	-	-	-	-	-	-	-	-	-	-
CHARLESTON SOUTHER	12/2/18	dnp		-	-	-	-	-	-	-	-	-	-	-	-	-	-	-	-	-
FURMAN	12/4/18	3		0-0	.000	0-0	.000	0-0	.000	0	0	0	0.3	0	0	1	0	0	0	0.0
LIPSCOMB	12/19/18	3		1-2	.500	0-1	.000	0-0	.000	0	0	0	0.3	0	0	0	0	0	2	0.5
GEORGIA SOUTHERN	12/21/18	5		0-2	.000	0-0	.000	0-0	.000	0	0	0	0.2	0	0	0	0	0	0	0.4
PRESBYTERIAN	12/28/18	5		0-0	.000	0-0	.000	0-0	.000	1	0	1	0.3	0	0	0	0	0	0	0.3
LSU	1/3/19	dnp		-	-	-	-	-	-	-	-	-	-	-	-	-	-	-	-	-
at Vanderbilt	1/6/19	dnp		-	-	-	-	-	-	-	-	-	-	-	-	-	-	-	-	-
at #6 Miss State	1/10/19	dnp		-	-	-	-	-	-	-	-	-	-	-	-	-	-	-	-	-
#13 TENNESSEE	1/13/19	dnp		-	-	-	-	-	-	-	-	-	-	-	-	-	-	-	-	-
at Mizzou	1/17/19	dnp		-	-	-	-	-	-	-	-	-	-	-	-	-	-	-	-	-
TEXAS A&M	1/20/19	dnp		-	-	-	-	-	-	-	-	-	-	-	-	-	-	-	-	-
ALABAMA	1/27/19	dnp		-	-	-	-	-	-	-	-	-	-	-	-	-	-	-	-	-
Totals		0	21	1-6	.167	0-1	.000	0-0	.000	2	0	2	0.3	0	0	1	0	0	2	0.3

Games played: 6  
Minutes/game: 3.5  
Points/game: 0.3  
FG Pct: 16.7  
3FG Pct: 0.0

Rebounds/game: 0.3  
Turnovers/game: 0.2

## OVERALL CAREER STATISTICS

Year	GP	GS	Min	Avg	Total			3-Point			Free-Throw			Rebounds				PF	FO	Ast	TO	Blk	Stl	Pts	Avg
					TFG	TFGA	.Pct	3FG	3FGA	.Pct	FT	FTA	.Pct	Off	Def	Tot	Avg								
2016-17	5	0	10	2.0	1	3	.333	0	0	.000	3	4	.750	0	1	1	0.2	1	0	0	0	0	1	5	1.0
2017-18	9	0	34	3.8	3	15	.200	1	8	.125	0	0	.000	5	4	9	1.0	1	0	1	4	0	0	7	0.8
2018-19	6	0	21	3.5	1	6	.167	0	1	.000	0	0	.000	2	0	2	0.3	0	0	0	1	0	0	2	0.3
<b>TOTAL</b>	<b>20</b>	<b>0</b>	<b>65</b>	<b>3.3</b>	<b>5</b>	<b>24</b>	<b>.208</b>	<b>1</b>	<b>9</b>	<b>.111</b>	<b>3</b>	<b>4</b>	<b>.750</b>	<b>7</b>	<b>5</b>	<b>12</b>	<b>0.6</b>	<b>2</b>	<b>0</b>	<b>1</b>	<b>5</b>	<b>0</b>	<b>1</b>	<b>14</b>	<b>0.7</b>

## SEC CAREER STATISTICS

Year	GP	GS	Min	Avg	Total			3-Point			Free-Throw			Rebounds				PF	FO	Ast	TO	Blk	Stl	Pts	Avg
					TFG	TFGA	.Pct	3FG	3FGA	.Pct	FT	FTA	.Pct	Off	Def	Tot	Avg								
2017-18	3	0	6	2.0	1	2	.500	1	2	.500	0	0	.000	1	2	3	1.0	0	0	0	1	0	0	3	1.0
<b>TOTAL</b>	<b>3</b>	<b>0</b>	<b>6</b>	<b>2.0</b>	<b>1</b>	<b>2</b>	<b>.500</b>	<b>1</b>	<b>2</b>	<b>.500</b>	<b>0</b>	<b>0</b>	<b>.000</b>	<b>1</b>	<b>2</b>	<b>3</b>	<b>1.0</b>	<b>0</b>	<b>0</b>	<b>0</b>	<b>1</b>	<b>0</b>	<b>0</b>	<b>3</b>	<b>1.0</b>





**2018-19 Georgia Basketball**  
**Georgia Combined Team Statistics (as of Jan 29, 2019)**  
**All games**



<b>RECORD:</b>	<b>OVERALL</b>	<b>HOME</b>	<b>AWAY</b>	<b>NEUTRAL</b>
ALL GAMES	12-8	10-2	1-5	1-1
CONFERENCE	3-4	2-2	1-2	0-0
NON-CONFERENCE	9-4	8-0	0-3	1-1

#	Player	gp-gs	min	avg	Total		3-Point		F-Throw		Rebounds				pf	dq	a	to	blk	stl	pts	avg
					fg-fga	fg%	3fg-fga	3fg%	ft-fa	ft%	off	def	tot	avg								
04	ROBINSON, Caliya	20-20	563	28.2	115-259	.444	6-26	.231	37-50	.740	59	99	158	7.9	51	3	30	42	46	23	273	13.7
02	CONNALLY, Gabby	20-20	687	34.3	89-211	.422	38-100	.380	40-44	.909	7	39	46	2.3	48	2	53	49	2	36	256	12.8
00	COLE, Taja	19-19	659	34.7	82-200	.410	11-42	.262	30-56	.536	24	75	99	5.2	44	1	125	54	4	33	205	10.8
14	STAITI, Jenna	20-0	343	17.2	65-119	.546	8-16	.500	32-53	.604	27	58	85	4.3	50	4	12	20	41	7	170	8.5
03	PAUL, Stephanie	20-20	417	20.9	53-105	.505	1-7	.143	24-34	.706	42	63	105	5.3	45	2	26	41	14	11	131	6.6
22	BATES, Malury	7-0	113	16.1	17-41	.415	0-0	.000	1-6	.167	14	21	35	5.0	14	1	1	11	11	3	35	5.0
11	CALDWELL, Maya	20-5	313	15.7	32-84	.381	5-25	.200	7-14	.500	30	27	57	2.9	24	0	26	21	5	17	76	3.8
01	JOHNSON, Donnetta	20-8	232	11.6	24-76	.316	7-23	.304	4-10	.400	13	30	43	2.2	27	0	8	34	3	11	59	3.0
12	HUBBARD, Kaila	20-1	271	13.6	16-51	.314	3-14	.214	19-27	.704	17	25	42	2.1	24	0	12	21	1	7	54	2.7
10	HOSE, Caitlin	14-4	184	13.1	13-45	.289	4-29	.138	4-6	.667	8	21	29	2.1	9	0	12	7	1	9	34	2.4
23	MORRISON, Que	10-3	197	19.7	8-23	.348	1-6	.167	6-8	.750	5	19	24	2.4	14	0	7	9	3	6	23	2.3
25	HENDERSON, Ari	6-0	21	3.5	1-6	.167	0-1	.000	0-0	.000	2	0	2	0.3	0	0	0	1	0	0	2	0.3
Team											38	41	79				11					
Total.....		20	4000		515-1220	.422	84-289	.291	204-308	.662	286	518	804	40.2	350	13	312	321	131	163	1318	65.9
Opponents.....		20	4001		403-1123	.359	84-279	.301	251-359	.699	236	474	710	35.5	299	-	206	332	54	152	1141	57.0

<b>TEAM STATISTICS</b>	<b>UGA</b>	<b>OPP</b>
SCORING	1318	1141
Points per game	65.9	57.0
Scoring margin	+8.9	-
FIELD GOALS-ATT	515-1220	403-1123
Field goal pct	.422	.359
3 POINT FG-ATT	84-289	84-279
3-point FG pct	.291	.301
3-pt FG made per game	4.2	4.2
FREE THROWS-ATT	204-308	251-359
Free throw pct	.662	.699
F-Throws made per game	10.2	12.6
REBOUNDS	804	710
Rebounds per game	40.2	35.5
Rebounding margin	+4.7	-
ASSISTS	312	206
Assists per game	15.6	10.3
TURNOVERS	321	332
Turnovers per game	16.1	16.6
Turnover margin	+0.6	-
Assist/turnover ratio	1.0	0.6
STEALS	163	152
Steals per game	8.2	7.6
BLOCKS	131	54
Blocks per game	6.6	2.7
ATTENDANCE	45177	21033
Home games-Avg/Game	12-3765	6-3462
Neutral site-Avg/Game	-	2-132

<b>Date</b>	<b>Opponent</b>		<b>Score</b>	<b>Att.</b>
11/9/18	ST. BONAVENTURE	w	67-40	4054
11/11/18	WINTHROP	w	85-39	3124
11/14/18	at UCLA	L	69-80	5113
11/18/18	at Georgia Tech	L	53-63	2407
N 11/22/18	vs Morgan State	w	60-33	75
N 11/24/18	vs #7 Maryland	L	51-58	188
11/28/18	MERCER	w	67-60	2117
12/2/18	CHARLESTON SOUTHERN	w	83-75	3069
12/4/18	FURMAN	w	61-38	2174
12/14/18	at Villanova	L	56-62	659
12/19/18	LIPSCOMB	w	77-45	7090
12/21/18	GEORGIA SOUTHERN	w	81-38	2724
12/28/18	PRESBYTERIAN	w	83-59	2885
* 1/3/19	LSU	w	63-50	2506
* 1/6/19	at Vanderbilt	w	71-64	2094
* 1/10/19	at #6 Miss State	L	71-80	6493
* 1/13/19	#13 TENNESSEE	w	66-62	5867
* 1/17/19	at Mizzou	L	35-61	4004
* 1/20/19	TEXAS A&M	L	66-76	4773
* 1/27/19	ALABAMA	L	53-58	4794

\* - Conference game

<b>Score by Periods</b>	<b>1st</b>	<b>2nd</b>	<b>3rd</b>	<b>4th</b>	<b>Totals</b>
Georgia	336	295	358	329	1318
Opponents	263	287	282	309	1141





**2018-19 Georgia Basketball**  
**Georgia Combined Team Statistics (as of Jan 29, 2019)**  
**Conference games only**



<b>RECORD:</b>	<b>OVERALL</b>	<b>HOME</b>	<b>AWAY</b>	<b>NEUTRAL</b>
ALL GAMES	3-4	2-2	1-2	0-0
CONFERENCE	3-4	2-2	1-2	0-0
NON-CONFERENCE	0-0	0-0	0-0	0-0

#	Player	gp-gs	min	avg	Total		3-Point		F-Throw		Rebounds				pf	dq	a	to	blk	stl	pts	avg
					fg-fga	fg%	3fg-fga	3fg%	ft-fga	ft%	off	def	tot	avg								
04	ROBINSON, Caliya	7-7	227	32.4	41-94	.436	2-8	.250	19-23	.826	23	25	48	6.9	21	2	11	19	19	11	103	14.7
02	CONNALLY, Gabby	7-7	261	37.3	35-91	.385	14-40	.350	14-14	1.000	3	23	26	3.7	18	0	15	19	1	16	98	14.0
00	COLE, Taja	6-6	221	36.8	23-63	.365	4-16	.250	11-14	.786	3	24	27	4.5	16	0	38	22	1	9	61	10.2
14	STAITI, Jenna	7-0	149	21.3	23-47	.489	4-8	.500	13-17	.765	9	19	28	4.0	22	2	5	8	12	2	63	9.0
03	PAUL, Stephanie	7-7	134	19.1	13-33	.394	0-1	.000	4-9	.444	8	23	31	4.4	20	1	6	21	2	2	30	4.3
11	CALDWELL, Maya	7-1	79	11.3	12-27	.444	1-4	.250	2-3	.667	6	7	13	1.9	3	0	5	5	1	4	27	3.9
01	JOHNSON, Donnetta	7-6	93	13.3	9-29	.310	2-8	.250	2-3	.667	5	9	14	2.0	10	0	4	14	1	6	22	3.1
23	MORRISON, Que	7-1	147	21.0	5-15	.333	0-2	.000	3-4	.750	3	12	15	2.1	9	0	6	5	2	4	13	1.9
10	HOSE, Caitlin	3-0	24	8.0	1-5	.200	1-5	.200	0-0	.000	1	1	2	0.7	1	0	1	1	0	1	3	1.0
12	HUBBARD, Kaila	7-0	65	9.3	1-6	.167	0-1	.000	3-4	.750	4	4	8	1.1	7	0	2	3	0	0	5	0.7
Team											17	13	30				4					
Total.....		7	1400		163-410	.398	28-93	.301	71-91	.780	82	160	242	34.6	127	5	93	121	39	55	425	60.7
Opponents.....		7	1400		169-404	.418	31-84	.369	82-125	.656	94	177	271	38.7	108	-	88	121	26	55	451	64.4

<b>TEAM STATISTICS</b>	<b>UGA</b>	<b>OPP</b>	<b>Date</b>	<b>Opponent</b>	<b>Score</b>	<b>Att.</b>
SCORING	425	451	* 1/3/19	LSU	w 63-50	2506
Points per game	60.7	64.4	* 1/6/19	at Vanderbilt	w 71-64	2094
Scoring margin	-3.7	-	* 1/10/19	at #6 Miss State	L 71-80	6493
FIELD GOALS-ATT	163-410	169-404	* 1/13/19	#13 TENNESSEE	w 66-62	5867
Field goal pct	.398	.418	* 1/17/19	at Mizzou	L 35-61	4004
3 POINT FG-ATT	28-93	31-84	* 1/20/19	TEXAS A&M	L 66-76	4773
3-point FG pct	.301	.369	* 1/27/19	ALABAMA	L 53-58	4794
3-pt FG made per game	4.0	4.4	* - Conference game			
FREE THROWS-ATT	71-91	82-125				
Free throw pct	.780	.656				
F-Throws made per game	10.1	11.7				
REBOUNDS	242	271				
Rebounds per game	34.6	38.7				
Rebounding margin	-4.1	-				
ASSISTS	93	88				
Assists per game	13.3	12.6				
TURNOVERS	121	121				
Turnovers per game	17.3	17.3				
Turnover margin	+0.0	-				
Assist/turnover ratio	0.8	0.7				
STEALS	55	55				
Steals per game	7.9	7.9				
BLOCKS	39	26				
Blocks per game	5.6	3.7				
ATTENDANCE	17940	12591				
Home games-Avg/Game	4-4485	3-4197				
Neutral site-Avg/Game	-	0-0				

<b>Score by Periods</b>	<b>1st</b>	<b>2nd</b>	<b>3rd</b>	<b>4th</b>	<b>Totals</b>
Georgia	101	81	123	120	425
Opponents	104	119	103	125	451





**2018-19 Georgia Basketball**  
**Georgia Team Game-by-Game Comparison (as of Jan 29, 2019)**  
**All games**



Opponent	1st	2nd	Score	Mar	Total FG	FG Pct	3-Pointers	3FG Pct	Free Throws	FT Pct	Rebounds	Assist	T/Over	Block	Steal	Fouls
ST. BONAVENTURE	36/16	31/24	67-40	+27	27-67/12-55	.403/.218	4-19/2-15	.211/.133	9-17/14-21	.529/.667	53/37 +16	16/4	12/15	7/1	8/4	16/15
WINTHROP	41/19	44/20	85-39	+46	35-72/14-66	.486/.212	9-24/2-13	.375/.154	6-11/9-17	.545/.529	61/35 +26	27/3	20/19	10/1	12/11	19/16
UCLA	40/31	29/49	69-80	(11)	28-60/28-56	.467/.500	6-20/3-12	.300/.250	7-16/21-34	.438/.618	30/31 (1)	18/18	15/9	3/3	4/12	26/13
Georgia Tech	23/31	30/32	53-63	(10)	23-55/21-67	.418/.313	4-14/3-14	.286/.214	3-11/18-22	.273/.818	35/41 (6)	17/7	22/15	10/4	4/12	22/17
Morgan State	28/16	32/17	60-33	+27	27-57/14-57	.474/.246	2-13/2-18	.154/.111	4-9/3-6	.444/.500	46/32 +14	16/8	18/16	8/1	8/8	10/9
#7 Maryland	30/37	21/21	51-58	(7)	21-78/19-47	.269/.404	3-12/4-11	.250/.364	6-10/16-23	.600/.696	42/46 (4)	9/11	6/15	4/8	7/2	17/13
MERCER	35/30	32/30	67-60	+7	27-64/24-62	.422/.387	4-11/1-7	.364/.143	9-18/11-14	.500/.786	50/30 +20	13/8	18/11	7/1	10/6	15/11
CHARLESTON SOUTHERN	44/45	39/30	83-75	+8	30-61/26-53	.492/.491	4-17/10-19	.235/.526	19-24/13-16	.792/.813	32/31 +1	19/15	15/19	4/1	11/8	15/20
FURMAN	27/12	34/26	61-38	+23	23-67/11-46	.343/.239	2-10/1-16	.200/.063	13-19/15-17	.684/.882	51/32 +19	11/8	12/20	5/4	15/5	14/15
Villanova	23/31	33/31	56-62	(6)	23-53/23-52	.434/.442	1-8/9-21	.125/.429	9-15/7-7	.600/1000	34/29 +5	13/12	13/12	5/2	6/5	16/12
LIPSCOMB	41/25	36/20	77-45	+32	29-54/11-45	.537/.244	6-17/5-19	.353/.263	13-19/18-23	.684/.783	35/31 +4	19/5	19/25	8/0	6/9	20/16
GEORGIA SOUTHERN	34/19	47/19	81-38	+43	26-62/11-54	.419/.204	4-14/2-9	.286/.222	25-30/14-21	.833/.667	49/34 +15	16/8	17/23	11/2	12/8	16/20
PRESBYTERIAN	47/15	36/44	83-59	+24	33-60/20-59	.550/.339	7-17/9-21	.412/.429	10-18/10-13	.556/.769	44/30 +14	25/11	13/12	10/0	5/7	17/14
LSU	36/26	27/24	63-50	+13	25-51/22-53	.490/.415	6-10/2-14	.600/.143	7-9/4-7	.778/.571	33/26 +7	19/13	20/19	3/5	11/8	15/11
Vanderbilt	27/28	44/36	71-64	+7	23-57/25-52	.404/.481	6-11/2-8	.545/.250	19-23/12-22	.826/.545	33/31 +2	12/18	15/18	2/3	7/5	24/23
#6 Miss State	33/42	38/38	71-80	(9)	30-56/29-70	.536/.414	3-8/5-10	.375/.500	8-9/17-26	.889/.654	35/38 (3)	13/14	22/10	11/3	4/12	20/16
#13 TENNESSEE	24/36	42/26	66-62	+4	25-73/23-64	.342/.359	5-24/3-9	.208/.333	11-18/13-22	.611/.591	44/54 (10)	15/10	13/17	8/4	7/4	19/20
Mizzou	13/25	22/36	35-61	(26)	15-49/20-43	.306/.465	1-9/9-18	.111/.500	4-5/12-13	.800/.923	27/32 (5)	7/15	20/18	4/2	6/8	16/11
TEXAS A&M	28/36	38/40	66-76	(10)	27-62/26-65	.435/.400	5-20/6-14	.250/.429	7-9/18-25	.778/.720	31/47 (16)	18/8	13/13	4/5	6/7	17/12
ALABAMA	21/30	32/28	53-58	(5)	18-62/24-57	.290/.421	2-11/4-11	.182/.364	15-18/6-10	.833/.600	39/43 (4)	9/10	18/26	7/4	14/11	16/15

Note: Game totals are displayed in the format TEAM/OPPONENT for each category

