

GEORGIA

BASKETBALL

2018-19 SCHEDULE

OVERALL RECORD: 10-9

HOME: 8-3 • ROAD: 1-4 • NEUTRAL: 1-2

SEC RECORD: 1-5

HOME: 1-2 • ROAD: 0-3

OCTOBER

Thur. 18 EXH.-at UAB W 56-54

NOVEMBER

Thur. 1 EXH.-W. Georgia (SECN+) W 98-49

Fri. 9 Savannah State (SECN+) W 110-76

Tues. 13 at Temple (ESPN3) L 77-81

Fri. 16 ^ Sam Houston State (SECN+) W 75-64

Mon. 19 ^ vs. Illinois State (Stadium) W 80-68

Tues. 20 ^ vs. 16/16 Clemson (Stadium) L 49-64

Wed. 21 ^ vs. Georgia St. (Stadium) L 67-91

Tues. 27 Kennesaw State (SECN+) W 84-51

DECEMBER

Mon. 3 Texas Southern (SECN+) W 92-75

Sat. 15 20/20 Arizona State (SECN) L 74-76

Tues. 18 Oakland (SECN+) W 81-69

Sat. 22 at Georgia Tech (ESPNU) W 70-59

Sun. 30 Massachusetts (SECN) W 91-72

JANUARY

Sat. 5 * at 3/3 Tennessee (SECN) L 50-96

Wed. 9 * Vanderbilt (SECN) W 82-63

Sat. 12 * at 11/10 Auburn (ESPN2) L 78-93

Tues. 15 * 12/14 Kentucky (ESPN) L 49-69

Sat. 19 * Florida (CBS) L 52-62

Wed. 23 * at 25/NR LSU (SECN) L 82-92

Sat. 26 # Texas (ESPN2) W 98-88

Tues. 29 * at Arkansas (ESPNU) 7:00

FEBRUARY

Sat. 2 * South Carolina (SECN) 1:00

Wed. 6 * at Alabama (SECN) 9:00

Sat. 9 * Ole Miss (SECN) 1:00

Tues. 12 * at Texas A&M (SECN) 7:00

Sat. 16 * LSU (SECN) 6:00

Wed. 20 * Mississippi State (SECN) 6:30

Sat. 23 * at Ole Miss (SECN) 3:30

Wed. 27 * Auburn (ESPN2/U) 9:00

MARCH

Sat. 2 * at Florida (SECN) 8:30

Wed. 6 * Missouri (SECN) 6:30

Sat. 9 * at South Carolina (SECN) 1:00

3/13-17 SEC Tourney (Nashville, Tenn.)

^ - Cayman Islands Classic (Athens & Grand Cayman)

* - SEC games ◇ # - SEC/Big 12 Challenge

All times ET

GEORGIA (10-9, 1-5) vs. ARKANSAS (11-8, 2-4)



DATE: Tuesday, January 29
TIPOFF: 7:00 p.m. ET
ARENA: Bud Walton Arena (19,200)
LOCATION: Fayetteville, Ark.
SERIES RECORD: UA leads, 22-15
LAST MEETING: UA 80-77 (2OT) on 1/23/18



THE OPENING TIP

Georgia travels to Fayetteville on Tuesday to face Arkansas in the Bulldogs' second of four consecutive SEC midweek road dates.

Georgia is coming off its most impressive outing of the season, a 98-88 win over Texas on Saturday as part of the SEC/Big 12 Challenge. The Bulldogs posted the fourth-best single-game field goal percentage in school history (.667) and their third-highest 3-point percentage ever (.706) in the win.

SERIES HISTORY WITH THE HOGS

Arkansas leads the all-time series between the Dogs and the Hogs, 22-15, including a 10-3 advantage in Fayetteville.

UP NEXT: GAMECOCKS ON SATURDAY

Georgia will return to the friendly - and increasingly crowded - confines of Stegeman Coliseum on Saturday to host South Carolina.

The game will be the Bulldogs' fifth sellout of the season, with two more sellouts on the books for games against Ole Miss and LSU.

HISTORY IN THE MAKING

Tom Crean's inaugural season as the Bulldogs' head coach has carried historic ramifications for Georgia Basketball, both on and off the court.

From an attendance standpoint...

- Georgia announced sellouts of the Florida and Kentucky game on Oct. 24, the earliest sellout(s) in program history.

► TALE OF THE TAPE

STATISTIC	UGA	UA
Points Per Game	75.8	78.1
Opp. Point Per Game	74.2	72.7
Scoring Margin	+1.7	+5.4
Field Goal Pct.	.466	.447
Opp. Field Goal Pct.	.407	.412
3-Point Pct.	.341	.331
3-Pointers Per Game	6.9	7.6
Opp. 3-Point Pct.	.319	.326
Free Throw Pct.	.728	.648
Free Throws Per Game	16.9	16.3
Rebounds Per Game	40.2	36.7
Opp. Rebound Per Game	35.2	37.9
Rebound Margin	+5.0	-1.3
Assists Per Game	14.7	16.7
Turnovers Per Game	16.8	14.1
Assist-to-Turnover Ratio	0.87	1.19
Turnover Margin	-5.3	+2.6
Steals Per Game	5.9	8.4
Blocks Per Game	5.6	4.9

- The Texas game became a sellout on Oct. 26. Before this season, UGA has never had more than one sellout prior to the season opener.
- In December, the LSU, South Carolina and Ole Miss games sold out. Six sellouts represented the most in school history before the calendar change.
- Georgia drew 9,018 fans for the season opener against Savannah State, UGA's biggest crowd for a home opener in 37 seasons...since Dominique Wilkins' sophomore year in Athens in 1981-82.

► MEDIA COVERAGE

WATCH: ESPNU

Roy Philpott (play-by-play);
Daymeon Fishback (analyst)

LISTEN: BULLDOG SPORTS NETWORK

Scott Howard (play-by-play);
Chuck Dowdle (analyst);
Tony Schiavone (producer)

Flagship: WSB AM 750; XM: 392; Internet: 973

THE STARTING 5...

Georgia is averaging 8,762 fans over its 11 home dates, the highest tally since averaging a school-record 9,857 fans during 2002-03 season.

Nicolas Claxton leads the SEC and ranks No. 6 nationally in blocked shots at 3.0 bpg. His 54 blocks is the No. 10 season total in UGA history.

UGA's percentages of 66.7 on FGs and 70.6 on 3FGs against Texas rank fourth and third, respectively, all-time for the Bulldogs.

UGA's bench has outscored its counterparts in 14 games, with 11 of those being by +10 or more. UGA's bench has a +187 scoring margin.

UGA's coaching staff sports a combined 80 seasons of D-I experience (Crean-28, Scott-27, Dollar-23, Abdur-Rahim-12) with 38 postseason bids.



HEAD COACH TOM CREAN

- Named Georgia Basketball's 22nd head coach on March 15, 2018.
- Sports 18 seasons as head coach at Marquette (1999-08) and Indiana (2008-17).
- Led 13 of his teams to postseason play, including nine NCAA Tournament bids, four Sweet 16s appearances and a trip to the 2003 Final Four.
- Produced 13 NBA players at Marquette (6) and Indiana (7), including nine who were on opening-day rosters for the 2018-19 season. All told, those 13 players have earned or are under contract to earn more than \$550 million.
- In 18 seasons, his teams have finished among the nation's top-25 squads statistically a combined 39 times in virtually every offensive and defensive statistic kept by the NCAA.
- Has coached 10 All-Americans and 38 all-conference performers.
- All 52 of his four-year players at MU and IU have graduated, including six who earned their bachelor's degrees in less than four years and five who have secured master's degrees.



ASST. COACH JOE SCOTT

- Owns 16 seasons at a D-I head coach at Air Force, Princeton and Denver.
- Tabbed among nation's top-20 "X's & O's" coaches in 2013 ESPN survey of peers.
- A three-year starter and two-time All-Ivy pick playing for Pete Carril at Princeton.



ASST. COACH AMIR ABDUR-RAHIM

- Sports 12 seasons experience at Texas A&M, Charleston, Ga. Tech and Murray State.
- Played at Wheeler HS. One of six brothers to play college hoops, including Shareef, an NBA All-Star and 2000 Olympic Gold Medalist



ASST. COACH CHAD DOLLAR

- Atlanta native with 20+ years experience in the SEC, ACC, AAC, C-USA and OVC.
- Father, Don, was legendary coach at Atlanta's Douglass HS. Brother, Cam, helped lead UCLA to the 1995 NCAA title.



DIRECTOR OF OPS JAKE THELEN

- Youngest "DOBO" at a Power-5 school, turned 26 the day before the season opener.
- Served as graduate manager at Indiana for Tom Crean during 2016-17 season.
- At Bellarmine, consensus D-II All-American and Great Lakes Valley Conference POY.



S&C COACH SEAN HAYES

- In his 8th season at UGA after serving on the Buffalo Bills' staff from 2006-10.
- One of two SEC MBB S&C leaders who has earned Master of Strength & Conditioning honors from Collegiate S&C Coaches Association.



DIRECTOR OF STRATEGY T.J. SAINT

- First season at UGA after working with Detroit Pistons the previous four years as head video coordinator with additional player development responsibilities.
- Also served as "DOBO" and graduate assistant at Butler during 2011-14.



ATHLETIC TRAINER LANCE SCHUEMANN

- Shaved his beard before the season so looks dramatically different than head shot.
- In first season at UGA after spending previous five seasons at Wyoming.
- Was a student athletic trainer for Florida MBB's 2007 NCAA Champion team.

NUMERICAL NUGGETS

16 Nicolas Claxton bettered his best efforts for points, rebounds, assists, blocks, steals and minutes played a combined 16 times in the first seven games of the season. Headlining that list were 22 points versus Illinois State and 15 boards against Kennesaw State.

10 Derek Ogbeide, who began the season at No. 17 among UGA's career rebounding leaders, moved into the top-10 of the Bulldogs' leaders ledger during the Vanderbilt game. Ogbeide had nine boards against the Commodores.

21 In 28 seasons working with D-I basketball teams, Tom Crean has been a member of staffs that have earned 21 postseason bids.

1K When Georgia lost at Temple on Nov. 13, it was the first loss for freshman Tye Fagan representing his "school" since Feb. 17, 2016. Somewhat remarkably, the span between those losses was exactly 1,000 days.

31 Rayshaun Hammonds poured in his career-high 31 points against Illinois State in 31 minutes of action against the Redbirds. Hammonds is the only SEC player to have 30 points and 0 turnovers in a game this season.

- The UMass game on Dec. 30 sold out on gameday, giving Georgia a minimum of seven sellouts for the 2018-19 season. That represents the Bulldogs' most sellouts since having a school-record nine in 2002-03.
- Georgia is averaging 8,762 fans for its 11 home games to date. That's the highest since averaging a school-record 9,857 fans during the 2002-03 season.

CAREER STATS VS. ARKANSAS

No.	Name	G-GS	FGs	Pct.	3FGs	Pct.	FTs	Pct.	PPG	RPG	A	B	S
0	Turtle Jackson	3-2	7-16	.438	6-11	.545	0-0	.000	6.7	2.0	7	1	1
1	Teshaun Hightower	1-0	0-1	.000	0-0	.000	0-0	.000	0.0	0.0	0	0	0
2	Jordan Harris	2-0	1-2	.500	0-1	.000	3-4	.750	2.5	1.5	1	0	0
4	Tyree Crump	1-0	2-10	.200	1-6	.167	2-2	1.000	7.0	3.0	2	0	0
11	Christian Harrison	-	-	-	-	-	-	-	-	-	-	-	-
13	E'Torrion Wilridge	2-1	3-9	.333	1-5	.200	2-2	1.000	4.5	0.5	1	0	1
20	Rayshaun Hammonds	1-1	0-3	.000	0-3	.000	0-0	.000	0.0	2.0	3	0	0
24	Connor O'Neill	-	-	-	-	-	-	-	-	-	-	-	-
32	Mike Edwards	3-0	3-4	.750	0-0	.000	3-6	.500	3.0	4.7	0	1	0
33	Nicolas Claxton	1-0	3-4	.750	1-1	1.000	2-3	.667	9.0	2.0	0	1	0
34	Derek Ogbeide	3-2	6-14	.429	0-0	.000	9-9	.778	6.3	4.7	3	1	0

On the basketball court:

- Georgia defeated Savannah State, 110-76 in the season opener, the Bulldogs' most points in the 2000s since defeating Grambling, 113-74, on Nov. 27, 1999, at the Great Alaska Shootout.
- Georgia's 66.7 percent FG percentage against Texas equals the No. 4 best mark in school history.
- The Bulldogs' 70.6 percent 3-point percentage against Texas is the No. 3 mark in program history.

WELCOME TO THE LEAGUE, COACH

Tom Crean's initiation into the Southeastern Conference would probably be considered hazing by some.

Georgia began league play with six consecutive outings against teams that entered SEC competition ranked in the top-50 of the new NCAA Evaluation Tool (NET) rankings.

In the Jan. 5 edition of the NET, the Bulldogs' first half-dozen SEC foes were ranked, in succession, as No. 7 Tennessee, No. 45 Vanderbilt, No. 18 Auburn, No. 10 Kentucky, No. 33 Florida and No. 27 LSU.

NOTABLE QUOTABLE



"It's just what he was born to do. He loves to coach. I always say he's the kind of guy, if he sees kids outside playing basketball, he's going to get out of his car to coach them. He's a born leader and a born coach."

— Dwyane Wade

Most of those NET rankings held relatively true through the first few weeks of SEC play.

Following Saturday, those teams were in Sunday's NET as No. 6 Tennessee, No. 93 Vanderbilt, No. 27 Auburn, No. 7 Kentucky, No. 37 Florida and No. 16 LSU.

Every SEC team has now played six league games. The Bulldogs' opponents in that stretch averaged a NET ranking of 31.0. The next closest average was 42.0 for Alabama.

DOGS' SELLOUT COUNT CLIMBS TO 7

The Tom Crean regime has established impressive attendance records with seven sellouts already on the books.

Four of those have been played – UMass, Kentucky, Florida and Texas. Georgia's next three home outings – South Carolina, Ole Miss and LSU – also are sold out.

It should be noted that the 2,000 free seats reserved for UGA's student body must be filled for those "sellouts" to have capacity crowds of 10,523.

DOGS TO FACE HOGS IN FAYETTEVILLE

Georgia treks to Fayetteville this week for a Tuesday evening matchup with Arkansas at Bud Walton Arena.

The Bulldogs are currently 10-9 on the season and 1-5 in SEC play. Georgia is coming off its best outing of the campaign, a 98-88 victory over Texas in the SEC/Big 12 Challenge last Saturday in which the Bulldogs shot 66.7 percent from the floor and 70.6 percent from 3-point range.

Sophomores Rayshaun Hammonds and Nicolas Claxton lead the Bulldogs.

Hammonds averages a team-high 13.2 ppg, which ranks No. 18 in the SEC. Among league statistical leaders, he also is No. 7 in free throw percentage (.831) and No. 14 in rebounds (6.4 rpg).

Claxton has been a "do-it-all" contributor for the Bulldogs. He is scoring 12.8 ppg and leads the league in both rebounding (9.4 rpg) and blocks (2.9 bpg). Claxton also paces Georgia in assists (42) and steals (26).

Tyree Crump, who scored a game-high 21 points against Texas, provides a third double-digit scoring average at 10.4 ppg.

The Razorbacks are now 11-8 overall and 2-4 in SEC play. Arkansas dropped a 67-64 decision at No. 14 Texas Tech on Saturday.

Daniel Gafford tops a trio of double-figure scorers for the Razorbacks at 16.2 ppg and is second in the SEC in rebounding at 9.2 rpg.

Isaiah Joe and Mason Jones are scoring 14.4 ppg and 13.8 ppg, respectively.

SERIES HISTORY WITH THE HOGS

Arkansas owns a 22-15 lead in the all-time series with the Bulldogs, including a 10-3 advantage in Fayetteville.

Last season in Athens, Arkansas outscored Georgia 11-8 in a second overtime to give the Razorbacks an 80-77 victory over the Bulldogs on Jan. 23 at Stegeman Coliseum.

A complete box score from that game – as well as results from the last 10 games in the series – can be found in the right-hand column on Page 5 of these Game Notes.

Georgia led for a majority of the game – 31:36 of 45 minutes to be exact – but the Razorbacks shot 57.1 percent from 3-point range in two overtime periods to seal the win.

Georgia raced to a 29-13 lead with 6:06 left in the first half. Arkansas trimmed that margin to five points at the half and then earned its first lead at 50-48 with 10:12 left in regulation.

TODAY'S POTENTIAL MATCHUPS

GEORGIA (10-9, 1-5) vs. ARKANSAS (11-8, 2-4)

COACH: Tom Crean
10-9 in 1st season at UGA
366-220 in 19th season overall

COACH: Mike Anderson
162-94 in 8th season at UA
362-192 in 17th season overall

MOST RECENT STARTERS

NO.	NAME	PPG	RPG		NO.	NAME	PPG	RPG
0	TURTLE JACKSON (6-4; 185; Sr.; Athens, Ga.)	5.3	1.1	G	5	JALEN HARRIS (6-2; 166; R-Soph.; Wilson, N.C.)	8.5	2.7
4	TYREE CRUMP (6-1; 185; Jr.; Bainbridge, Ga.)	10.4	2.1	G	1	ISAIAH JOE (6-5; 167; Fr.; Fort Smith, Ark.)	14.4	2.5
20	RAYSHAUN HAMMONDS (6-8; 235; Soph.; Norcross, Ga.)	13.2	6.4	F • G	13	MASON JONES (6-5; 207; Soph.; DeSoto, Texas)	13.8	4.7
13	E'TORRION WILRIDGE (6-6; 220; Sr.; Beaumont, Texas)	3.6	2.5	F	2	ADRIO BAILEY (6-6; 222; Jr.; Campti, La.)	6.3	3.4
33	NICOLAS CLAXTON (6-11; 220; Soph.; Greenville, S.C.)	12.8	9.4	F	10	DANIEL GAFFORD (6-11; 233; Soph.; El Dorado, Ark.)	16.2	9.2

OFF THE BENCH

34	DEREK OGBEIDE (6-9; 250; Sr.; Atlanta, Ga.)	9.5	5.9	F	35	REGGIE CHANEY (6-8; 222; Fr.; Tulsa, Okla.)	6.1	4.1
1	TESHAUN HIGHTOWER (6-5; 180; Soph.; Lithonia, Ga.)	8.2	2.4	G	11	KEYSHAWN EMBERY-SIMPSON (6-3; 202; Fr.; Midwest City, Okla.)	4.6	1.2
2	JORDAN HARRIS (6-4; 190; Jr.; Iron City, Ga.)	4.8	2.6	G	0	DESI SILLS (6-2; 196; Fr.; Jonesboro, Ark.)	4.4	1.3
25	AMANZE NGUMEZI (6-9; 245; Fr.; Savannah, Ga.)	2.3	0.9	F	22	GABE OSABUOHEN (6-8; 221; Soph.; Toronto, Ontario)	3.1	3.1
14	TYE FAGAN (6-3; 185; Fr.; Thomaston, Ga.)	3.6	2.0	G • F	24	ETHAN HENDERSON (6-8; 210; Fr.; Little Rock, Ark.)	0.8	1.0

Jordan Harris tied the game at 63-63 with five seconds left to force overtime. Harris made one of two free throws with 35 seconds left in the first extra period to tie the game at 69-69 before both the Hogs and Dogs both missed potential game winners thereafter.

Daryl Macon's three 3-pointers in the second overtime proved to be the difference.

Arkansas defeated Georgia, 85-67, in the last matchup in Fayetteville on March 4, 2017.

J.J. Frazier led Georgia with 24 points, including knocking down all 13 of his free throw attempts on the day.

Arkansas quickly pushed a one-point half-time lead to nine with 17:30 remaining, and Georgia never pulled closer than seven points thereafter. Frazier picked up his fourth foul with 15:07 left in the game, and the Razorbacks expanded their advantage to 14 points over the next two minutes.

LAST TIME OUT...

Tyree Crump scored a game-high 21 points – largely due to shooting 6-of-8 from 3-point range – to lead five Bulldogs in double figures in a 98-88 win over Texas last Saturday at Stegeman Coliseum. The contest was part of the SEC/Big 12 Challenge.

A complete box score from the contest can be found on Page 16 of these Game Notes.

The Longhorns led 21-13 before a Crump 3-pointer ignited a 17-2 run that put Georgia up 30-23 with 9:27 left in the first half.

Texas tied the game twice in the closing minutes of the opening period and took a 48-46 lead on a bucket to open the second-half scoring, but the Bulldogs answered with a 13-4 run and never trailed thereafter.

Georgia outrebounded Texas, 36-22, and the Bulldogs' bench outscored UT, 26-18.

DOGS SHOOTING BLISTERING PERCENTAGES AGAINST LONGHORNS

As outlined below, Georgia's overall and 3-point field goal percentages against Texas both rank among the top-5 in school history.

For good measure, the Bulldogs connected on 78.6 percent of their free throws.

"I'm not sure I've ever coached a team in my 19 years that's ever shot that well from all three spots on the floor," Tom Crean said.

UGA SINGLE-GAME FG PERCENTAGES

Rk.	Pct.	Site-Opponent	FG-FGA	Date
1.	.762	H-Chattanooga	32-42	12/19/80
2.	.702	H-Miss. State	40-57	2/28/01
3.	.692	H-Vanderbilt	45-65	2/12/86
4.	.667	H-Texas	32-48	1/26/19
	.667	H-Winthrop	40-60	12/21/93
	.667	H-Tennessee	32-48	3/12/83

UGA SINGLE-GAME 3FG PERCENTAGES

Rk.	Pct.	Site-Opponent	3FG-3FGA	Date
1.	.727	H-Alabama	8-11	2/6/88
	.727	A-Vanderbilt	8-11	2/14/90
3.	.706	H-Texas	12-17	1/26/19
4.	.700	A-Miss. State	7-10	1/19/89
	.700	H-S. Carolina	7-10	1/22/00

► **DOUBLE-DIGIT DOGS**

POINTS	SEASON	CAREER
Rayshaun Hammonds	14	27
Nicolas Claxton	12	13
Derek Ogbeide	9	28
Tyree Crump	8	18
Teshaun Hightower	8	11
Jordan Harris	4	7
Turtle Jackson	3	20
Amanze Ngumezi	1	1
Mike Edwards	0	5
REBOUNDS	SEASON	CAREER
Nicolas Claxton	9	9
Derek Ogbeide	2	21
Rayshaun Hammonds	2	3
DOUBLE-DOUBLES	SEASON	CAREER
Nicolas Claxton	6	6
Derek Ogbeide	2	8
Rayshaun Hammonds	1	1
20-POINT GAMES	SEASON	CAREER
Tyree Crump	2	3
Nicolas Claxton	2	2
Rayshaun Hammonds	1	2
30-POINT GAMES	SEASON	CAREER
Rayshaun Hammonds	1	1

► **UGA QUICK FACTS**

LOCATION.....	Athens, Ga.
ENROLLMENT.....	38,652
FOUNDED.....	1785
CONFERENCE.....	Southeastern
NICKNAME.....	Bulldogs
MASCOT.....	Uga X
COLORS.....	Red & Black
PRESIDENT	
..... Jere W. Morehead (UGA J.D. '80)	
J. REID PARKER DIRECTOR OF ATHLETICS	
..... Greg McGarity (Georgia '76)	

UGA: FIRST & STILL FOREMOST

- UGA was chartered on Jan. 27, 1785, and – as the first state-chartered university in America – serves as the birthplace of public higher education in the U.S.
- UGA's was chartered two years before the U.S. Constitution was signed and four years prior to George Washington's inauguration as our first President.
- UGA has been ranked among the nation's top-25 public universities by *U.S. News & World Report* every year since 2000. UGA was No. 13 in the most recent rankings released in September 2018.

PRO-NUN-SEE-Ā-SHUN GUY'D

- 4 **TYREE** (Tie-ree) Crump
 10 **TESHAUN** (Tee-shawn) Hightower
 13 **E'TORRION** (Ee-tore-ee-un) Wilridge
 25 **AMANZE** (uh-mahn-zay)
 NGUMEZI (in-goo-meh-zay)
 34 Derek **OGBEIDE** (Owhg-BAY-DAY)
 43 **IGNAS** (ig-nus)
 SARGIŪNAS (sar-goona-nass)

► **DEFLECTION OBJECTIVE**

"I was told a long time ago – and I don't think you can say it any better – deflections are barometer of active defense. It's any type of activity on the ball. It's a finger tip, a hand, blocked shots, chargers, a steal. That's what we're aiming for. I want our team at a deflection-to-turnover ratio of 3.5-to-1. To me, that is an optimal number."



The deflection is an extremely key statistic for Georgia. Head coach Tom Crean regularly discusses the deflection and its significance.

"You will hear me talk a lot about it," Crean said in his press session following the Sam Houston State game. "Some of you will get tired of it, and some of you will buy into it."

The quote above gives a definition of the stat. The Bulldogs' season totals to date are below. Nicolas Claxton leads the team, including 18 deflections against Sam Houston State.

"I have only coached four other guys, and all four of them played in the NBA, that ever had more than 18 in a game," Crean said.

UGA DEFLECTIONS

Player	Number
Nicolas Claxton	174
Rayshaun Hammonds	69
Teshaun Hightower	55
Turtle Jackson	51
E'Torrion Wilridge	50
Jordan Harris	46
Tyree Crump	41
Derek Ogbeide	41
Tye Fagan	35
Ignas Sargiūnas	14
Amanze Ngumezi	13
JoJo Toppin	9
Christian Harrison	6
Connor O'Neill	2
Mike Edwards	1

**GEORGIA SHUFFLES LINEUP**

After utilizing the same starting five for 12 of the first 16 games of the year, the Bulldogs have used a different quintet for each of the last four outings.

Teshaun Hightower, Turtle Jackson, Rayshaun Hammonds, Nicolas Claxton and Derek Ogbeide is UGA's most common lineup.

Tyree Crump replaced Jackson for the Sam Houston State game. Jackson returned for the Illinois State contest; however, Fagan supplanted Hightower for all three games in the Cayman Islands.

Georgia returned to its initial lineup for 10-straight contests. The starting fives for the last four games are outlined below:

UK – Hightower, Jackson, Hammonds, Claxton, Ogbeide
 UF – Hightower, Harris, Hammonds, Claxton, Ogbeide
 LSU – Hightower, Harris, Hammonds, Wilridge, Claxton

► **KEEPING AN EYE ON****ENTERING TODAY'S GAME:****AMONG UGA'S CAREER LEADERS DEREK OGBEIDE IS...**

- 13 rebounds from No. 9 Carlos Strong

TURTLE JACKSON IS...

- 7 3FGs from No. 17 Michael Chadwick

AMONG UGA'S SEASON LEADERS NICOLAS CLAXTON IS...

- 1 block from No. 9 Lavon Mercer ('79)
- 3 blocks from No. 8 Charles Claxton ('94)
- 5 blocks from No. 7 Antonio Harvey ('91)
- 6 blocks from No. 6 Yante Maten ('16)

UT – Jackson, Crump, Hammonds, Wilridge, Claxton

BULLDOGS ARE SHOT SWATTERS

Georgia ranks among the nation's top shot-blocking teams. **Entering this week, the Bulldogs ranked No. 7 nationally, averaging 5.6 bpg. Individually, Nicolas Claxton led the league and ranked No. 6 nationally at 2.9 bpg through games of Jan. 26.**

DOGS' DEPTH PAYING DIVIDENDS

Georgia's bench has outscored its counterparts 14 times...usually by a significant amount. The Bulldogs' reserves have been +10 or more in 11 outings, helping Georgia to a +187 scoring margin on bench points.

CLAXTON DOING IT ALL FOR DOGS

Nicolas Claxton is the only player in the SEC this season to – in the same game – lead his team in points, rebounds, assists, blocks and steals...and he's done so twice.

Claxton did so Nov. 27 against Kennesaw State with 16 points, 15 boards, four assists, two blocks and two steals. He repeated the feat Dec. 18 versus Oakland with 17 points, 13 boards, three assists, three blocks and a steal.

The last SEC player to lead his team in all five stats in multiple games in the same season was LSU's Ben Simmons, who did so three times during the 2015-16 campaign.

CLAXTON JOINS TOP-10 SWATTERS

Nicolas Claxton joined UGA's the top-10 single-season efforts for blocks on Jan. 15 against Kentucky, just the 16th outing of the season. **Claxton is chasing a familiar name on that list...his father Charles as outlined below.**

UGA SEASON BLOCKS LEADERS

Rk.	No.	Player	Season	GP
1.	94	Charles Claxton	1995	28
2.	91	Richard Corhen	1984	30
3.	88	Lavon Mercer	1977	27
4.	83	Terrell Bell	1996	31
5.	76	Lavon Mercer	1980	27
6.	61	Yante Maten	2016	34
7.	60	Antonio Harvey	1991	29
8.	58	Charles Claxton	1994	30
9.	56	Lavon Mercer	1979	25



THE LEFTIEST LADS IN THE LAND

The Bulldogs' roster features six – count 'em on two hands – left-handed players. Georgia's southpaws include Nicolas Claxton, Tye Fagan, Rayshaun Hammonds, Jordan Harris, Derek Ogbeide and JoJo Toppin.

We're relatively confident that tally is the most any NCAA Division I basketball team will suit up during 2018-19.

During the summer months, J.D. Hamilton of the NCAA sends out a laundry list of questions to the nation's Division I men's basketball SIDs. The inquiries can range from statistical – what school has the most 2,000-point scorers – to staff – who has the nation's most experienced coaching staff – to roster related – who has the most newcomers.

Round 1 of the email on September 5 including the following offering from Athens: "Georgia has six left-handed players. Does any other team in the country have as many or more players who are left-handed?"

Not that SIDs are bound to answer every request, but that question received no replies. So, the ask was modified for a second email correspondence sent out by Hamilton on September 26 to read: "Georgia has six left-handed players. Does any other team in the country have as four or more players who are left-handed?"

That led to Tennessee (D.J. Burns, John Fulkerson, Jalen Johnson and Yves Pons), Washington (David Crisp, Elijah Hardy, Bryan Penn-Johnson and Nate Roberts) and Winthrop (Adam Pickett, Jermaine Ukaegbu, Kyle Zunic and Raivis Scerbinskis) supplying lists of four.

While nothing is official, Georgia will claim the unofficial title of the leftiest team in America until proven otherwise.

Within the smaller universe of the Southeastern Conference, we were able to determine the number of left-handed players for each school...as outlined to the right.

And for full effect, the above headline should be read in a voice imitating Dan Magill, the greatest Bulldog of all time. If you're not familiar with Coach Magill, ask.

10. 55 Nicolas Claxton 2019 19 FEEL FREE TO CALL HIM "TY-3" CRUMP

More than two-thirds of Tyree Crump's successful FGs for Georgia have been from at least 20-feet, 9-inches away from the basket.

All told, 68.0 percent (104-of-153) of Crump's made shots from the floor for Georgia have been from behind the arc. In fact, 3-pointers directly account for 62.7 percent (312 of 498) of Crump's points at UGA.

OGBEIDE AMONG BEST BOARDERS

Derek Ogbeide began the season ranked No. 17 among UGA's career rebounding lead-

ers with 614 boards.

Ogbeide joined UGA's top-10 during the Vanderbilt victory as outlined below.

UGA CAREER REBOUNDS LEADERS

Rk.	No.	Player	Seasons	GP
1.	1116	Bob Lienhard	1968-70	75
2.	923	Terry Fair	1980-83	123
3.	893	Alec Kessler	1987-90	123
4.	889	Yante Maten	2015-18	128
5.	867	Jerry Waller	1964-66	75
6.	840	Charles Claxton	1992-95	116
7.	838	Lavon Mercer	1977-80	106
8.	763	Chris Daniels	2000-04	119
9.	739	Carlos Strong	1993-96	118

▶ LEADING THE DOGS

GAMES LEADING	PT.	REB.	AST.	BLK.	STL.
Nicolas Claxton	6	13	6	18	11
Tyree Crump	3	0	3	1	3
Mike Edwards	0	0	0	0	0
Tye Fagan	0	0	2	1	2
Rayshaun Hammonds	6	2	4	2	5
Jordan Harris	1	0	1	0	6
Christian Harrison	0	0	0	0	0
Teshaun Hightower	1	0	4	0	5
Turtle Jackson	1	0	6	1	4
Amanze Ngumezi	0	0	0	0	0
Connor O'Neill	0	0	0	0	0
Derek Ogbeide	4	4	2	3	2
Ignas Sargūnas	0	0	1	0	0
JoJo Toppin	0	0	0	1	1
E'Torrion Wilridge	0	0	3	1	2

* - Includes when tied for team-high

▶ SERIES HISTORY

UA LEADS OVERALL:22-15
UA LEADS IN FAYETTEVILLE:.....10-3
UA LEADS IN LAST 10 MEETINGS:....6-4

2/2/11	W	at Fayetteville	60-59
2/8/12	W	Athens	81-59
2/21/13	L	at Fayetteville	60-62
1/18/14	W	Athens	(OT) 66-61
3/1/14	L	at Fayetteville	75-87
1/6/15	L	Athens	75-79
3/14/15	L %	at Nashville	49-60
1/23/16	W	Athens	(OT) 76-73
3/4/17	L	Fayetteville	67-85
1/12/18	L	Athens	(2OT) 77-80

% - SEC Tournament game

▶ LAST TIME VS. UA

19 Arkansas 80,
Georgia 77
1/23/18 • Athens, Ga. • 2OT

ARKANSAS (14-6, 4-4)

Player	FGs	3FGs	FTs	Rb	Pf	Pts	A	T	B	S	M
Bailey	0-0	0-0	0-0	2	1	0	0	0	0	0	9
Hall	3-5	1-1	0-0	3	0	7	0	1	0	0	23
Gafford	0-3	0-0	0-0	3	3	0	1	0	0	1	27
Barford	10-20	3-7	1-2	2	3	24	2	1	0	3	42
Beard	3-6	1-3	1-1	4	4	8	4	1	0	0	38
Thompson	1-3	0-0	1-2	4	2	3	2	1	2	2	29
Macon	7-14	5-10	6-6	3	3	25	1	5	0	0	33
Cook	0-1	0-0	0-0	3	1	0	0	1	0	0	6
Thomas	4-5	0-0	0-1	1	4	8	0	3	0	2	29
Jones	1-3	1-2	2-2	1	1	5	0	0	0	0	14
TEAM				2				2			
Totals	29-60	11-23	11-14	28	22	80	10	15	2	8	250

GEORGIA (12-7, 3-5)

Player	FGs	3FGs	FTs	Rb	Pf	Pts	A	T	B	S	MP
Hammonds	0-3	0-3	0-0	2	2	0	3	0	0	0	16
Maten	6-16	1-2	13-16	15	1	26	3	3	2	1	46
Ogbeide	2-6	0-0	1-2	5	2	5	3	2	1	0	22
Parker	5-12	1-5	1-1	3	1	12	2	2	2	1	44
Jackson	5-8	5-8	0-0	5	3	15	5	4	1	1	45
Harris	1-1	0-0	3-4	3	2	5	1	1	0	0	21
Hightower	0-1	0-0	0-0	0	1	0	0	0	0	0	5
Wilridge	2-4	1-3	0-0	0	1	5	0	1	0	0	20
Edwards	0-0	0-0	0-0	2	0	0	0	0	0	0	4
Claxton	3-4	1-1	2-3	2	2	9	0	1	1	0	27
TEAM				1				3			
Totals	24-55	9-22	20-26	38	15	77	17	17	7	3	250

Score by Periods	1st	2nd	1OT	2OT	Tot.	D'ball	Rebs	Total
Arkansas	28	35	6	11	80	Arkansas		0
Georgia	33	30	6	8	77	Georgia		5

Officials: Michael Stephens, Tony Henderson, Jeffrey Anderson. Att: 6,405.

	ARK	UGA
Points in the paint	24	18
Points off turnovers	23	16
2nd chance points	10	21
Bench points	41	19

► BY THE NUMBERS

GEORGIA'S RECORD IS...

	Overall	SEC
Currently.....	10-9	1-5
at Stegeman Coliseum:	8-3	1-2
on the road:	1-4	0-3
at a neutral site:	1-2	0-0
Day Games:	3-5	0-3
Night Games:	7-4	1-2
In November:	4-3	0-0
In December:	4-1	0-0
In January:	2-5	1-5
In February:	0-0	0-0
In March:	0-0	0-0
On Sunday:	1-0	0-0
On Monday:	1-0	0-0
On Tuesday:	3-3	0-1
On Wednesday:	1-2	1-1
On Thursday:	0-0	0-0
On Friday:	2-0	0-0
On Saturday:	2-4	0-3

GEORGIA'S RECORD WHEN...

	Overall	SEC
Leading at the half:	9-1	1-0
Trailing (or tied) at the half:	1-8	0-5
Shooting 50% or better:	4-2	0-1
Shooting less than 50%:	6-7	1-4
Opp. shooting 50% or better:	0-4	0-3
Opp. shooting 50% or less:	10-5	1-2
UGA outrebounds opponent:	10-3	1-1
Opponent outrebounds UGA:	0-6	0-4
Teams tied in rebounds:	0-0	0-0
UGA shooting 70% or better FTs:	8-5	1-2
UGA shooting 70% or less FTs:	2-4	0-3
Game is decided by 1-4 points:	0-2	0-0
Game is decided by 5-10 points:	0-0	0-0
Game is decided by >10 pts:	10-7	1-5
Scoring less than 59 points:	0-4	0-3
Scoring 60-69 points:	0-1	0-0
Scoring 70-79 points:	2-3	0-1
Scoring 80-89 points:	4-1	1-1
Scoring 90-99 points:	2-0	0-0
Scoring > 100 points:	1-0	0-0
Allowing less than 50 points:	0-0	0-0
Allowing 50-59 points:	2-0	0-0
Allowing 60-69 points:	4-3	1-2
Allowing 70-79 points:	3-1	0-0
Allowing 80-89 points:	1-1	0-0
Allowing 90 or more points:	0-4	0-3
One player in double digits:	0-3	0-2
2 players in double digits:	2-2	0-1
3 players in double digits:	2-1	1-0
4 or more players in double digits:	6-3	0-2
UGA bench outscored opp. bench:	8-6	0-2
Winning the opening tip:	7-1	0-0
Scoring first:	8-4	0-2
Playing overtime:	0-0	0-0

► SPECIALTY STATS

	IN PT.	OFF TO	2ND CH	BENCH
Georgia	651	244	242	512
Opponent	616	342	243	325
Difference	+35	-98	-1	+187

Game-by-game breakdown on Page 12.



PERFECT AGAINST "THE ENEMY"

With its 70-59 win over Georgia Tech on Dec. 22 at McCamish Pavilion, Georgia's Class of 2019 secured a unique spot in the Bulldogs' history.

In the first 113 seasons of Georgia Basketball, only four, four-year Bulldogs finished their careers undefeated against the Yellow Jackets – the tandems of James Banks and Vern Fleming (1980-84) and Richard Corhen and Gerald Crosby (1981-85).

That number more than doubled with this year's victory as Mike Edwards, Turtle Jackson, Connor O'Neill, Derek Ogbeide and E'Torrion Wilridge joined that quartet. Christian Harrison also went undefeated against Tech, but only played two seasons in Athens after transferring from Troy. Those Bulldogs not only won each game, they did so by double figures. The last time Georgia posted four-consecutive double-digit wins over the Jackets was a stretch covering the 1908-09 through 1913-14 seasons.

To adhere to "truth in advertising" principles...it should be noted that UGA and GT played at least twice each season from the beginning of the series through 1981-82.

10. 726 DEREK OGBEIDE 2016-19 115
HAMMONDS BOUNCES BACK

Rayshaun Hammonds rebounded quite well from his only two scoreless outings during the 2018-19 campaign.

After not putting up points at No. 3 Tennessee in the SEC opener, Hammonds scored a game-high 19 points against Vanderbilt.

Hammonds did not score versus Florida, but then had a team-high 18 points at LSU.

It took Hammonds a while to get going against the Commodores, though. He was held scoreless in the first half.

Tom Crean then asked for more from Hammonds at the half.

"It was quick," Crean said. "It wasn't bad. It wasn't in my top-100 challenges. I've had a few. It's like, 'We need more. This isn't good enough.' He comes out in the second half and bangs that first shot, looks good doing it. It's important. He has another gear in him. It's our job to keep pulling it out of him."

Hammonds hit a 3-pointer 14 seconds in to the second half and eventually scored a dozen points in the first 7:24 of the period.

OGBEIDE ENJOYS FRUITFUL STRETCH

Derek Ogbeide enjoyed most productive offensive three-game stretch of his career against UMass, Tennessee and Vanderbilt.

Ogbeide put up 12 points against the Minutemen, a season-high 17 in Knoxville and 15 versus the Dores...an average of 14.7 ppg

while shooting 62.4 percent from the floor.

That marked the second time Ogbeide has had three-straight double-digit outings. He averaged 11.3 ppg and shot 58.3 percent in the final three regular-season games of 2016-17.

CLAXTON NAMED SEC POTW

Nicolas Claxton was tabbed the SEC Player of the Week on Dec. 31, a day after his game-high tallies of 20 points, 11 rebounds and three blocks against UMass.

Claxton connected on 8-of-13 FGs and 3-of-3 FTs. He grabbed 10 defensive boards, one less than the UMass entire roster had on that end of the floor.

MATEN EARNS G LEAGUE HONOR

Yante Maten, the 2018 AP SEC Player of the Year, enjoyed a very productive December.

Maten, a two-way player with the Miami Heat and the Sioux Falls Skyforce, was named NBA G League Player of the Month.

In nine games, Maten averaged 29.2 points, and 11.4 rebounds per game while shooting 59.0 percent from the field, 47.4 percent from 3-point range and 80.3 percent from the line. Maten's month was highlighted by a 42-point, 14-rebound performance against Stockton, one of his seven December double-doubles.

HAMMONDS PUTS UP RARE STAT LINE

Rayshaun Hammonds poured in a career-high 31 points while not turning the ball

over once versus Illinois State.

Hammonds is the only SEC player this season to put up 30 points with no turnovers. Only two SEC players did so last season – Vanderbilt's Jeff Roberson and Terence Davis from Ole Miss.

Hammonds, Yante Maten and Jumaine Jones are the only Bulldogs with a 30-point, 0-turnover outing in the last 20 seasons as outlined below.

30 POINTS, 0 TURNOVERS

Player	Pts.	Opponent (date)
R. Hammonds	31	Illinois State (11/19/18)
Y. Maten	30	Charleston Southern (12/17/16)
Y. Maten	30	Kansas (11/22/16)
J. Jones	34	Kentucky (1/26/99)

FAGAN GOES 1K WITHOUT AN "L"

The first recruit to commit to Tom Crean at Georgia certainly arrived in Athens with a winning résumé.

Spring signee Tye Fagan helped Upson-Lee High School to back-to-back state titles and 63 consecutive victories as a junior and senior, the third-longest winning streak in Georgia boys' high school hoops history.

"Any time you add a championship-winning player and person to your program, it's great," Crean said. "But I can't recall ever signing anyone that was 63-0. That's unique."

Georgia's loss at Temple on Nov. 13 was Fagan's first representing his school since Upson-Lee was upset by New Hampstead on Feb. 17, 2016, in the first round of the Georgia Class 4A State Tournament. Amazingly, the span between those two losses was exactly 1000 days.

CAREER-HIGH OUTINGS AGAINST ISU

Rayshaun Hammonds and Nicolas Claxton exploded for career-high outputs of 31 and 22 points, respectively, against Illinois State in the Caymans Island Classic.

Hammonds put up 18 first-half points.

Claxton did much of his damage after the break with 14 second-half points.

EXCITEMENT SURROUNDS BULLDOGS

Tom Crean was hired as the Bulldogs' head coach on March 15. From that day forward, Crean created an off-season buzz surrounding Georgia Basketball that it hasn't been seen since Dominique Wilkins' days in Athens during the early-80s.

Before this season, Georgia had never sold out more than one game before its opener.

This fall, the Bulldogs had three sellouts – Florida, Kentucky and Texas – in October.

In addition, the number of contributors and the amount donated to UGA's Basketball Enhancement Fund (BEF) set records by considerable margins. The BEF tally topped \$1 million for the first time ever and as of Nov. 7 had bettered the previous watermark by just

shy of 25 percent.

UGA LOADED WITH PEACH PRODUCTS

Nearly three-fourths of Georgia's roster played high school hoops in the Peach State. Eleven of 15 Bulldogs – that's 73.3 percent to be exact – did so.

The list includes: seniors **Christian Harrison** (Woodward Academy), **William "Turtle" Jackson** (Athens Christian School), **Connor O'Neill** (Blessed Trinity Catholic High) and **Derek Ogbeide** (Pebblebrook High); juniors **Tyree Crump** (Bainbridge High) and **Jordan Harris** (Seminole County High); sophomores **Rayshaun Hammonds** (Norcross High) and **Teshaun Hightower** (Collins Hills High); and freshmen **Tye Fagan** (Upson-Lee High); **Amanze Ngumezi** (Johnson High) and **JoJo Toppin** (Norcross High).

INAUGURAL STEGMANIA A SUCCESS

Tom Crean arrived in Athens with a distinct vision. One thing he wanted to create was an preseason event to display the new energy and enthusiasm around Georgia Basketball.

On Friday, Oct. 5, the first-ever StegMania drew a crowd of more than 5,000.

UGA students lined up around the Coliseum before doors opened to receive commemorative "StegMania" t-shirts. The festivities wrapped up with a lengthy autograph session featuring a distinct family feel.

StegMania itself was packed with pyrotechnic player intros, a high-flying dunk contest, a dance battle with the Georgia Lady Bulldogs, an impromptu performance of the hit song "Rolex" by hip-hop artists Ayo & Teo and a scrimmage with Crean "mic'd up."

"When you're brand new coming into something like this, you really don't have an expectation," said Crean, who donned a "Georgia vs. All Y'all" t-shirt for the evening. "But if I would've had one, it would have exceeded it. When I saw people in line to get into the Coliseum, I got a lump in my throat. It was awesome because you never take it for granted. Hopefully, everyone walks out of here knowing that they matter."

CLAXTON REPS U.S.V.I.

Nicolas Claxton spent a portion of his summer playing for the U.S. Virgin Islands national team in qualifying contests for the 2019 FIBA World Cup. Claxton is eligible to represent the U.S.V.I. since his father, Charles, was born there.

Claxton helped ignite a closing 13-0 surge in an 84-74 victory over the Bahamas on June 28. He was fouled and converted a free throw to start the run and then made a stickback with 3:15 left to put the U.S.V.I. up for good. With 2:51 remaining, Claxton stole a Buddy Hield pass that resulted in a bucket.

In a July 2 loss to Canada in Ottawa, Claxton scored seven points and had a team-high

▶ STAT RANKINGS

TEAM CATEGORIES

(Rankings through games of Jan. 26)

STATISTIC	NO.	SEC	NCAA
Defensive Rebounds Per Game	29.2	1	18
Field Goal Percentage Defense	.407	2	52
Blocked Shots Per Game	5.6	3	7
3-Point FG Percentage Defense	.319	3	75
Rebounding Margin	+5.0	3	50
Field Goal Percentage	.466	6	78
Free Throw Percentage	.728	6	91
Assists Per Game	14.7	6	96
Scoring Offense	75.8	8	116
3-Point FG Percentage	.341	9	184
Offensive Rebounds Per Game	11.1	9	114
3-Pointers Per Game	6.9	10	
Steals Per Game	5.9	11	
Scoring Margin	+1.7	13	
Assist-to-Turnover Ratio	0.9	13	
Scoring Defense	74.2	14	
Turnover Margin	-5.3	14	

INDIVIDUAL CATEGORIES

PLAYER	NO.	SEC	NCAA
NICOLAS CLAXTON			
Rebounds Per Game	9.4	1	33
Blocked Shots Per Game	2.9	1	6
Double-Doubles	6	3	68
Minutes Per Game	30.6	16	
TYREE CRUMP			
3-Pointers Per Game	2.2	8	
RAYSHAUN HAMMONDS			
Free Throw Percentage	.831	7	102
Rebounds Per Game	6.4	14	
Points Per Game	13.2	18	
DEREK OGBEIDE			
Rebounds Per Game	5.9	19	

▶ PROMO GIVEAWAYS

FEB. 2 vs. SOUTH CAROLINA

- First 1,250 students receive a rally towel
- First 1,000 fans receive a rally towel

FEB. 9 vs. OLE MISS

- First 1,000 students receive a Dominique Wilkins poster
- First 1,000 fans receive a Dominique Wilkins poster

FEB. 16 vs. LSU

- First 1,500 fans receive a Yante Maten bobblehead

FEB. 27 vs. AUBURN

- UGA students in the lower bowl receive a t-shirt

▶ 2018-19 GAME-BY-GAME RESULTS/SCHEDULE

DATE	OPPONENT	SCORE	ATTEND.	UGA POINTS	UGA BOARDS	OPP. POINTS	OPP. BOARDS
10/18	EXH.-at UAB	W 56-54		13 - Hammonds	9 - Hammonds	14 - Bryant	7 - Butler
11/1	EXH.-W. Georgia	W 98-59		18 - Crump	9 - Claxton, Hammonds	14 - Ulmer	7 - Blount
11/9	Savannah State	W 110-76	9018	18 - Hightower	13 - Claxton	20 - J. Smith	7 - Dotson
11/13	at Temple	L 77-81	4613	16 - Crump, Ogbeide	11 - Ogbeide	25 - Alston, Rose	9 - Aklakpul
11/16	[^] Sam Houston State	W 75-64	7195	15 - Hammonds	8 - Claxton	14 - Smith	11 - Mitchell
11/19	[^] vs. Illinois State	W 80-68	1180	31 - Hammonds	11 - Claxton	20 - Yarbrough	8 - Yarbrough
11/20	[^] vs. 16/16 Clemson	L 49-64	786	11 - Ogbeide	9 - Claxton	24 - Reed	11 - Thomas
11/21	[^] vs. Georgia State	L 67-91	781	14 - Ogbeide	8 - Ogbeide	24 - Benlevi	7 - Benlevi
11/27	Kennesaw State	W 84-51	5947	16 - Claxton	15 - Claxton	12 - Obineke	11 - Lockley
12/3	Texas Southern	W 92-75	6801	15 - Claxton	10 - Ogbeide	17 - Bruce	7 - Reed
12/15	20/20 Arizona State	L 74-76	9028	19 - Crump, Hammonds	13 - Claxton	21 - Martin	10 - Cheatham
12/18	Oakland	W 81-69	7518	17 - Claxton, Hammonds	13 - Claxton	21 - Hill-Mais	9 - Beck, Hill-Mais
12/22	at Georgia Tech	W 70-59	8600	13 - Claxton	13 - Claxton	14 - Devoe	8 - Alvarado, Banks
12/30	Massachusetts	W 91-72	10523	20 - Claxton	11 - Claxton	22 - Pipkins	7 - Laurent
1/5	* at 3/3 Tennessee	L 50-96	21678	17 - Ogbeide	6 - Ogbeide	20 - Bowden	14 - Alexander
1/9	* Vanderbilt	W 82-63	9429	19 - Hammonds	12 - Claxton	12 - Lee	14 - Shittu
1/12	* at 11/10 Auburn	L 78-93	9121	15 - Jackson	10 - Hammonds	22 - Harper	9 - McLemore
1/15	* 12/14 Kentucky	L 49-69	10523	12 - Claxton	9 - Hammonds	23 - Hagans	7 - Herro, Richards
1/19	* Florida	L 52-62	10023	10 - Harris	12 - Claxton	13 - Allen	9 - Hayes
1/23	* at 25/NR LSU	L 82-92	9416	18 - Hammonds	9 - Claxton	26 - Waters	7 - Reid
1/26	# Texas	W 98-88	10374	21 - Crump	9 - Hammonds	19 - Ramey	7 - Osetkowski
1/29	* at Arkansas	7:00					
2/2	* South Carolina	1:00					
2/6	* at Alabama	9:00					
2/9	* Ole Miss	1:00					
2/12	* at Texas A&M	7:00					
2/16	* LSU	6:00					
2/20	* Mississippi State	6:30					
2/23	* at Ole Miss	3:30					
2/27	* Auburn	9:00					
3/2	* at Florida	8:30					
3/6	* Missouri	6:30					
3/9	* at South Carolina	1:00					
3/13-17	SEC Tourney (Nashville, Tenn.)						

[^] - Cayman Islands Classic (Athens & Grand Cayman) ♦ * - SEC games ♦ # - SEC/Big 12 Challenge ♦ All times ET

► 2018-19 OVERALL STATISTICS (10-9) (HOME: 8-3; AWAY: 1-4; NEUTRAL: 1-2)

NO. PLAYER	G-GS	MP-Avg.	FG-FGA	Pct.	3FG-FGA	Pct.	FT-FTA	Pct.	OR	DR	Tot.-Avg.	PF-DQ	A	TO	B	S	Pts.-Avg
20 Rayshaun Hammonds	19-19	474-24.9	89-174	.511	19-49	.388	54-65	.831	31	91	122-6.4	62-4	33	47	10	18	251-13.2
33 Nicolas Claxton	19-19	581-30.6	81-178	.455	12-40	.300	69-107	.645	44	135	179-9.4	51-1	42	36	55	26	243-12.8
04 Tyree Crump	19-2	374-19.7	59-131	.450	41-97	.423	38-47	.809	2	38	40-2.1	20-0	35	29	1	9	197-10.4
34 Derek Ogbeide	19-17	401-21.1	74-138	.536	0-1	.000	33-52	.635	33	79	112-5.9	47-0	19	36	10	5	181-9.5
01 Tessaun Hightower	19-15	380-20.0	50-120	.417	19-63	.302	37-53	.698	7	38	45-2.4	17-0	35	38	1	12	156-8.2
00 William Jackson II	19-16	385-20.3	30-79	.380	21-61	.344	19-23	.826	4	17	21-1.1	29-1	33	22	4	10	100-5.3
02 Jordan Harris	17-2	233-13.7	29-64	.453	7-20	.350	17-21	.810	8	37	45-2.6	23-0	18	24	5	12	82-4.8
13 E'Torrion Wilridge	16-2	317-19.8	15-36	.417	2-12	.167	25-32	.781	11	29	40-2.5	21-0	26	22	12	9	57-3.6
14 Tye Fagan	18-3	252-14.0	26-47	.553	2-9	.222	10-10	1.000	14	22	36-2.0	11-0	18	24	5	4	64-3.6
25 Amanze Ngumezi	19-0	127-6.7	17-35	.486	4-13	.308	6-12	.500	9	9	18-0.9	22-0	5	7	2	0	44-2.3
43 Igans Sargiunas	16-0	106-6.6	12-30	.400	5-17	.294	6-7	.857	3	6	9-0.6	8-0	9	10	0	3	35-2.2
05 JoJo Toppin	15-0	85-5.7	7-18	.389	0-3	.000	5-6	.833	6	5	11-0.7	12-0	3	8	1	1	19-1.3
11 Christian Harrison	10-0	37-3.7	4-4	1.000	0-0	.000	2-5	.400	2	3	5-0.5	6-0	1	1	0	2	10-1.0
32 Mike Edwards	11-0	38-3.5	1-5	.200	0-2	.000	0-1	.000	1	7	8-0.7	3-0	1	4	0	1	2-0.2
24 Connor O'Neill	7-0	12-1.7	0-0	.000	0-0	.000	0-0	.000	1	2	3-0.4	1-0	1	0	0	0	0-0.0
TM TEAM									34	36	70-3.7			11			
Total	19		494-1059	.466	132-387	.341	321-441	.728	210	554	764-40.2	333-6	279	319	106	112	1441-75.8
Opponents	19		512-1257	.407	146-458	.319	239-344	.695	247	422	669-35.2	368-10	230	218	59	150	1409-74.2

BY PERIOD	1st	2nd	1OT	2OT	Total	DEADBALL REBOUNDS TOTAL
Georgia	723	718	-	-	1441	Georgia 54
Opponents	692	717	-	-	1409	Opponents 48

TEAM STATISTICS

	UGA	OPP
SCORING	1441	1409
Points per game	75.8	74.2
Scoring margin	+1.7	-
FIELD GOALS-ATT	494-1059	512-1257
Field goal pct	.466	.407
3 POINT FG-ATT	132-387	146-458
3-point FG pct	.341	.319
3-pt FG made per game	6.9	7.7
FREE THROWS-ATT	321-441	239-344
Free throw pct	.728	.695
F-Throws made per game	16.9	12.6
REBOUNDS	764	669
Rebounds per game	40.2	35.2
Rebounding margin	+5.0	-
ASSISTS	279	230
Assists per game	14.7	12.1
TURNOVERS	319	218
Turnovers per game	16.8	11.5
Turnover margin	-5.3	-
Assist/turnover ratio	0.9	1.1
STEALS	112	150
Steals per game	5.9	7.9
BLOCKS	106	59
Blocks per game	5.6	3.1
ATTENDANCE	96379	56175
Home games-Avg/Game	11-8762	5-10686
Neutral site-Avg/Game	-	3-916

► 2018-19 GAME-BY-GAME TEAM STATISTICS

Game	FGs	Pct.	3FGs	Pct.	FTs	Pct.	O+D=T Reb.	A	TO	BL	ST	PF	(1/2/OT) PTS	In Paint	Off T/O	2nd Ch.	Bench Pts.
Savannah State	29-93	.312	17-57	.298	1-3	.333	17+24=41	16	18	4	6	22	34+42=76	22	23	2	14
Georgia	40-70	.571	11-27	.407	19-32	.594	15+47=62	28	23	9	8	14	59+51=110	58	24	18	51
at Temple	30-69	.435	6-20	.300	15-18	.833	9+23=32	11	11	2	2	17	45+36=81	30	19	10	12
Georgia	28-55	.509	4-10	.400	17-22	.773	7+32=39	15	20	4	9	17	34+43=77	42	11	7	36
Sam Houston State	25-66	.379	9-27	.333	5-7	.714	15+21=36	10	11	1	2	29	33+31=64	26	10	15	32
Georgia	21-49	.429	4-22	.182	29-38	.763	12+28=40	11	11	8	5	15	38+37=75	28	17	10	28
vs. Illinois State	24-64	.375	9-27	.333	11-19	.579	17+19=36	11	14	7	6	22	26+42=68	30	18	17	10
Georgia	28-58	.483	4-12	.333	20-25	.800	15+28=43	16	15	4	3	19	47+33=80	40	17	18	11
vs. Clemson	25-63	.397	5-20	.250	9-12	.750	11+32=43	8	14	1	9	11	34+30=64	34	20	11	5
Georgia	19-50	.380	5-18	.278	6-12	.500	3+27=30	8	17	7	3	13	26+23=49	28	17	1	19
vs. Georgia State	34-61	.557	14-25	.560	9-16	.563	7+20=27	19	8	2	7	16	51+40=91	34	20	9	7
Georgia	23-53	.472	5-18	.278	12-17	.706	10+26=36	13	18	4	5	14	32+35=67	36	9	11	27
Kennesaw State	19-68	.279	1-15	.067	12-20	.600	15+20=35	7	12	2	5	16	20+31=51	22	7	12	7
Georgia	35-67	.522	7-20	.350	7-15	.467	16+37=53	20	16	7	8	16	39+45=84	57	18	25	40
Texas Southern	25-70	.357	9-33	.273	16-24	.667	14+21=35	13	9	2	10	15	35+40=75	28	8	12	26
Georgia	32-66	.485	11-22	.500	17-22	.773	15+35=50	18	15	6	5	17	52+40=92	36	11	21	40
Arizona State	26-64	.406	4-16	.250	20-27	.741	15+23=38	8	12	0	8	23	33+43=76	34	16	19	9
Georgia	20-47	.426	8-22	.364	26-32	.813	7+27=34	11	19	7	6	21	47+27=74	22	13	13	35
Oakland	21-58	.362	10-27	.370	17-24	.708	8+26=34	13	14	1	7	22	34+35=69	18	23	7	9
Georgia	26-62	.419	10-28	.357	19-26	.731	14+33=47	13	15	5	4	22	45+36=81	28	15	18	12
at Ga. Tech	21-65	.323	3-16	.188	14-20	.700	13+21=34	9	13	4	4	16	19+40=59	32	14	17	14
Georgia	25-55	.455	5-18	.278	15-18	.833	10+31=41	16	16	10	7	20	29+41=70	38	9	9	26
Massachusetts	26-60	.433	4-21	.190	16-27	.593	11+17=28	8	9	1	6	24	32+40=72	40	10	15	18
Georgia	28-53	.528	8-20	.400	27-31	.871	11+31=42	12	15	4	6	23	43+48=91	32	17	18	29
at Tennessee	34-64	.531	6-18	.333	22-26	.846	11+34=45	25	9	7	5	23	53+43=96	48	25	14	37
Georgia	17-53	.321	1-20	.050	15-27	.556	9+21=30	8	14	2	6	21	24+26=50	26	3	8	19
Vanderbilt	23-70	.329	6-25	.240	11-15	.733	18+23=41	8	10	2	8	21	33+30=63	34	23	17	21
Georgia	28-60	.467	9-26	.346	17-23	.739	12+31=43	13	12	12	4	14	34+48=82	36	11	12	20
at Auburn	34-68	.500	12-25	.480	13-17	.765	17+22=39	16	12	4	9	20	48-45=93	40	21	20	32
Georgia	26-58	.448	11-29	.379	15-20	.750	12+21=33	17	16	8	8	18	38+40=78	24	15	13	22
Kentucky	28-64	.438	4-11	.364	9-11	.818	14+29=43	14	10	4	8	14	35+34=69	40	14	2	17
Georgia	17-56	.304	4-27	.148	11-16	.688	12+23=35	12	14	4	5	15	31+18=49	22	4	6	12
Florida	22-56	.393	10-27	.370	8-14	.571	13+15=28	12	9	6	9	18	33+29=62	20	28	12	19
Georgia	17-43	.395	5-14	.357	13-19	.684	14+25=39	10	20	2	3	17	23+29=52	20	10	11	22
at LSU	33-66	.500	5-20	.250	21-29	.724	11+21=32	8	8	5	11	17	48+44=92	44	17	16	19
Georgia	30-56	.536	8-17	.471	14-18	.778	8+23=31	13	17	1	5	22	36+46=82	44	7	1	35
Texas	33-68	.485	12-28	.429	10-15	.667	11+11=22	14	15	4	17	22	46+42=88	40	26	14	16
Georgia	32-48	.667	12-17	.706	22-28	.786	9+27=36	25	26	2	12	15	46+52=98	34	16	14	28
at Arkansas																	
Georgia																	
South Carolina																	
Georgia																	
at Alabama																	
Georgia																	
Ole Miss																	
Georgia																	
at Texas A&M																	
Georgia																	
LSU																	
Georgia																	
Mississippi State																	
Georgia																	
at Ole Miss																	
Georgia																	
Auburn																	
Georgia																	
at Florida																	
Georgia																	
Missouri																	
Georgia																	
at South Carolina																	
Georgia																	

► 2018-19 SEC STATISTICS (1-5) (HOME: 1-2; AWAY: 0-3)

NO. PLAYER	G-GS	MP-Avg.	FG-FGA	Pct.	3FG-FGA	Pct.	FT-FTA	Pct.	OR	DR	Tot.-Avg.	PF-DQ	A	TO	B	S	Pts.-Avg
33 Nicolas Claxton	6-6	200-33.3	24-54	.444	4-14	.286	14-30	.467	13	37	50-8.3	17-0	8	15	17	7	66-11.0
34 Derek Ogbeide	6-5	125-20.8	27-42	.643	0-0	.000	7-12	.583	14	18	32-5.3	15-0	6	10	4	1	61-10.2
20 Rayshaun Hammonds	6-6	136-22.7	18-46	.391	6-21	.286	15-18	.833	8	22	30-5.0	21-1	10	15	2	5	57-9.5
04 Tyree Crump	6-0	103-17.2	13-37	.351	7-24	.292	9-10	.900	1	7	8-1.3	7-0	8	5	0	1	42-7.0
00 William Jackson II	6-4	141-23.5	13-33	.394	9-24	.375	7-8	.875	1	4	5-0.8	13-1	14	5	1	4	42-7.0
01 Tessaun Hightower	6-6	121-20.2	13-35	.371	5-20	.250	9-13	.692	0	8	8-1.3	4-0	8	12	0	2	40-6.7
02 Jordan Harris	6-2	109-18.2	10-29	.345	2-11	.182	11-13	.846	4	16	20-3.3	10-0	6	9	2	5	33-5.5
43 Ignas Sargiunas	5-0	30-6.0	4-6	.667	3-4	.750	2-3	.667	0	3	3-0.6	3-0	0	4	0	2	13-2.6
13 E'Torrior Wilridge	6-1	115-19.2	3-17	.176	0-6	.000	9-10	.900	5	12	17-2.8	6-0	10	11	3	2	15-2.5
14 Tye Fagan	6-0	54-9.0	4-12	.333	0-1	.000	2-2	1.000	3	7	10-1.7	3-0	2	3	0	0	10-1.7
25 Amanze Ngumezi	6-0	30-5.0	4-10	.400	2-7	.286	0-2	.000	2	0	2-0.3	4-0	1	1	0	0	10-1.7
05 JoJo Toppin	3-0	13-4.3	1-3	.333	0-0	.000	0-0	.000	1	1	2-0.7	2-0	0	1	0	1	2-0.7
11 Christian Harrison	3-0	12-4.0	1-1	1.000	0-0	.000	0-1	.000	0	1	1-0.3	2-0	0	0	0	1	2-0.7
24 Connor O'Neill	1-0	2-2.0	0-0	.000	0-0	.000	0-0	.000	0	0	0-0.0	0-0	0	0	0	0	0-0.0
32 Mike Edwards	3-0	9-3.0	0-1	.000	0-1	.000	0-1	.000	1	1	2-0.7	0-0	0	1	0	0	0-0.0
TM TEAM									14	7	21-3.5			1			
Total	6		135-326	.414	38-133	.286	85-123	.691	67	144	211-35.2	107-2	73	93	29	31	393-65.5
Opponents	6		174-388	.448	43-126	.341	84-112	.750	84	144	228-38.0	113-1	83	58	28	50	475-79.2

BY PERIOD	1st	2nd	10T	20T	Total	DEADBALL REBOUNDS TOTAL
Georgia	186	207	-	-	393	Georgia 18
Opponents	250	225	-	-	475	Opponents 14

TEAM STATISTICS

	UGA	OPP
SCORING	393	475
Points per game	65.5	79.2
Scoring margin	-13.7	-
FIELD GOALS-ATT	135-326	174-388
Field goal pct	.414	.448
3 POINT FG-ATT	38-133	43-126
3-point FG pct	.286	.341
3-pt FG made per game	6.3	7.2
FREE THROWS-ATT	85-123	84-112
Free throw pct	.691	.750
F-Throws made per game	14.2	14.0
REBOUNDS	211	228
Rebounds per game	35.2	38.0
Rebounding margin	-2.8	-
ASSISTS	73	83
Assists per game	12.2	13.8
TURNOVERS	93	58
Turnovers per game	15.5	9.7
Turnover margin	-5.8	-
Assist/turnover ratio	0.8	1.4
STEALS	31	50
Steals per game	5.2	8.3
BLOCKS	29	28
Blocks per game	4.8	4.7
ATTENDANCE	29975	40215
Home games-Avg/Game	3-9992	3-13405
Neutral site-Avg/Game	-	0-0

► 2018-19 INDIVIDUAL SINGLE-GAME SUPERLATIVES

GEORGIA	CATEGORY	OPPONENT
31 by Rayshaun Hammonds vs. Illinois St.	POINTS	25 by Shizz Alston, Jr. (Temple) 25 by Quinton Rose (Temple)
15 by Nicolas Claxton vs. Kennesaw St.	REBOUNDS	14 by Simi Shittu (Vanderbilt) 14 by Kyle Alexander (Tennessee)
11 by Rayshaun Hammonds vs. Illinois St.	FIELD GOALS	11 by Quinton Rose (Temple)
22 by Rayshaun Hammonds vs. Illinois St.	FIELD GOAL ATTEMPTS	24 by Quinton Rose (Temple)
100.0 by Derek Ogbeide (6x6) vs. Savannah St.	FIELD GOAL PERCENTAGE	.750 by Kyle Alexander (6x8) (Tennessee)
6 by Tyree Crump vs. Texas	3-POINT GOALS	8 by Malik Benlevi (Ga. State)
9 by Tyree Crump vs. Savannah St.	3-POINT GOAL ATTEMPTS	11 by Malik Benlevi (Ga. State)
.750 by Tyree Crump (6x8) vs. Texas	3-POINT GOAL PERCENTAGE	.727 by Malik Benlevi (8x11) (Ga. State)
9 by Nicolas Claxton vs. Oakland	FREE THROWS	9 by Grant Williams (Tennessee)
12 by Nicolas Claxton vs. Oakland	FREE THROW ATTEMPTS	13 by Xavier Hill-Mais (Oakland)
100.0 by Nicolas Claxton (5x5) vs. Texas 100.0 by Rayshaun Hammonds (5x5) vs. Vanderbilt, (5x5) vs. Sam Houston St. 100.0 by Tyree Crump (6x6) vs. Sam Houston St.	FREE THROW PERCENTAGE	100.0 by Skylar Mays (8x8) (LSU) 100.0 by Jared Harper (6x6) (Auburn) 100.0 by Nate Pierre-Lewis (6x6) (Temple)
6 by Nicolas Claxton vs. Ga. Tech	ASSISTS	8 by D'Marcus Simonds (Ga. State)
6 by Nicolas Claxton vs. Auburn, Ga. Tech	BLOCKS	4 by Phil Fayne (Illinois St.)
3 by Nicolas Claxton vs. Texas 3 by Rayshaun Hammonds vs. Texas, UMass 3 by E'Torrion Wilridge vs. Texas 3 by Teshawn Hightower vs. Ga. Tech 3 by Jordan Harris vs. Arizona St.	STEALS	7 by Dylan Osetkowski (Texas)
39 by Nicolas Claxton vs. Kentucky	MINUTES	40- by Jose Alvarado (Ga. Tech)

► 2018-19 TEAM SINGLE-GAME SUPERLATIVES

UGA HIGH	UGA LOW	CATEGORY	OPP HIGH	OPP LOW
110 vs. Savannah St.	49 vs. Kentucky 49 vs. Clemson	POINTS	96 by Tennessee	51 by Kennesaw St.
59 vs. Savannah St. 52 vs. Texas	23 vs. Florida 18 vs. Kentucky	1ST HALF POINTS 2ND HALF POINTS	53 by Tennessee 45 by Auburn	19 by Ga. Tech 30 by Vanderbilt 30 by Clemson
62 vs. Savannah St.	30 vs. Tennessee	REBOUNDS	45 by Tennessee	22 by Texas
40 vs. Savannah St.	17 vs. Florida, Kentucky, Tennessee	FGs	34 by Auburn, Tennessee, Ga. State	19 by Kennesaw St.
70 vs. Savannah St. .67 vs. Texas (32x48)	43 vs. Florida .304 vs. Kentucky (17x56)	FGAs FG Pct.	93 by Savannah St. .557 by Ga. State (34x61)	56 by Florida .279 by Kennesaw St. (19x68)
12 vs. Texas 29 vs. Auburn .706 vs. Texas (12x17)	1 vs. Tennessee 10 vs. Temple .050 vs. Tennessee (1x20)	3-FGs 3-FGAs 3-FG PCT.	14 by Ga. State 57 by Savannah St. .560 by Ga. State (14x25)	1 by Kennesaw St. 11 by Kentucky .067 by Kennesaw St. (1x15)
29 vs. Sam Houston St. 38 vs. Sam Houston St. .871 vs. UMass (27x31)	6 vs. Clemson 12 vs. Clemson .467 vs. Kennesaw St. (7x15)	FTs FTAs FT Pct.	22 by Tennessee 29 by LSU .846 by Tennessee (22x26)	1 by Savannah St. 3 by Savannah St. .333 by Savannah St. (1x3)
28 vs. Savannah St.	8 vs. Tennessee 8 vs. Clemson	ASSISTS	25 by Tennessee	7 by Kennesaw St.
26 vs. Texas	11 vs. Sam Houston St.	TURNOVERS	18 by Savannah St.	8 by LSU 8 by Ga. State
12 vs. Vanderbilt	1 vs. LSU	BLOCKS	7 by Tennessee 7 by Illinois St.	0 by Arizona St.
12 vs. Texas	3 vs. Florida, Clemson, Illinois St.	STEALS	17 by Texas	2 by Sam Houston St.

EXH

**Georgia 56,
UAB 54**
10/18/18 • Birmingham, Ala.

GEORGIA

Player	FGs	3FGs	FTs	Rb	Pf	Pt	A	T	B	S	MP
Harris	1-3	1-2	0-0	1	1	3	1	5	2	1	20
Ogbeide	2-3	0-0	0-0	3	4	4	0	1	1	0	15
Hammonds	6-15	0-3	1-3	9	3	13	1	0	0	0	21
Hightower	0-5	0-2	0-0	5	2	0	3	3	0	0	14
Sargiunas	1-2	1-2	0-0	2	1	3	2	3	0	0	11
Jackson	1-3	1-3	0-0	0	0	3	2	0	0	2	20
Crump	1-3	1-2	0-0	0	0	3	1	3	1	0	14
Toppin	3-4	1-1	1-3	3	2	8	2	2	0	0	17
Wilridge	2-2	0-0	1-1	1	0	5	0	0	0	0	15
Fagan	0-1	0-0	0-0	1	0	0	0	0	0	0	11
Ngumezi	0-3	0-0	0-0	3	0	0	1	0	0	0	6
Edwards	3-4	0-0	0-0	4	1	6	0	0	0	1	10
Claxton	2-9	0-2	4-6	5	1	8	1	0	2	0	26
TEAM				6			3				
Totals	22-57	5-17	7-13	43	15	56	14	20	6	4	200

UAB

Player	FGs	3FGs	FTs	Rb	Pf	Pt	A	T	B	S	MP
Bryant	6-15	0-2	2-4	2	3	14	1	5	1	4	32
Lovan	1-6	0-0	1-2	3	3	3	0	0	2	0	22
Gueye	1-4	0-3	0-0	4	4	2	1	0	0	0	24
Perry	3-10	1-4	5-7	4	2	12	1	0	0	3	31
Sullivan	3-7	0-0	3-5	6	2	9	1	2	0	0	27
Scott-Grayson	2-4	1-3	0-0	2	3	5	0	0	0	1	18
McCoy	0-0	0-0	0-0	0	0	0	0	0	0	0	1
Hurtado	0-1	0-0	0-0	1	0	0	0	0	0	0	8
Pearson	0-2	0-1	0-0	4	0	0	1	0	0	0	12
Butler	4-6	0-0	1-2	7	3	9	0	2	0	2	17
Bertain	0-3	0-3	0-0	0	0	0	0	0	0	0	8
TEAM				2							
Totals	20-58	2-16	12-20	35	20	54	5	10	3	10	200

Score by Periods	1st	2nd	Tot.	Deadball Rebs.	Tot.
Georgia	25	31	56	Georgia	3
UAB	27	27	54	UAB	6

Officials: Jeb Hartness, Craig Murley, Bret Smith. Att: 3437.

	UGA	UAB
Points in the paint	26	28
Points off turnovers	11	23
2nd chance points	12	7
Bench points	33	14

EXH

**Georgia 98,
West Georgia 59**
11/1/18 • Athens, Ga.

WEST GEORGIA

Player	FGs	3FGs	FTs	Rb	Pf	Pt	A	T	B	S	MP
Blount	5-13	1-5	1-1	7	4	12	0	0	1	0	28
Barnes	0-1	0-0	0-0	3	3	0	0	0	4	0	16
Ulmer	3-4	0-0	8-12	6	3	14	2	4	0	1	33
Smith	5-27	0-14	3-6	4	2	13	1	5	1	2	33
Nhial	1-4	0-2	0-2	2	1	2	0	0	0	0	10
Simmons	1-7	1-4	0-0	1	2	3	0	1	0	5	13
Zabetakis	0-2	0-0	7-8	5	4	7	2	1	0	2	18
Odum	0-4	0-0	2-2	5	2	2	0	3	0	2	21
Gini	2-7	1-3	1-2	4	2	6	0	0	0	0	15
TEAM				7							
Totals	17-76	3-32	22-33	46	26	59	5	21	4	15	200

GEORGIA

Player	FGs	3FGs	FTs	Rb	Pf	Pt	A	T	B	S	MP
Hammonds	2-6	0-2	6-6	9	5	10	2	2	0	0	18
Claxton	5-9	1-2	3-5	9	0	14	3	1	4	1	22
Ngumezi	2-5	1-1	1-2	2	1	6	1	2	0	1	11
Harris	0-3	0-1	5-6	2	0	5	3	1	1	3	20
Jackson	0-2	0-1	2-2	1	2	2	4	3	0	2	20
Hightower	2-6	2-4	4-4	6	2	10	4	3	0	1	19
Crump	6-10	6-10	0-0	2	1	18	1	2	0	0	16
Toppin	3-4	0-0	1-2	3	3	7	1	4	0	0	11
Harrison	0-0	0-0	0-0	0	0	0	0	2	0	0	4
Wilridge	0-1	0-1	0-0	0	1	0	0	0	0	1	6
Fagan	1-1	1-1	0-0	2	3	3	2	2	0	0	12
O'Neill	0-0	0-0	1-2	4	0	1	0	0	0	0	3
Edwards	4-6	0-1	1-1	2	4	9	0	1	1	1	12
Ogbeide	4-4	0-0	1-2	7	5	9	0	2	0	0	17
Sargiunas	1-3	0-2	2-2	0	0	4	3	1	0	0	9
TEAM				4							
Totals	30-60	11-26	27-34	53	27	98	24	26	6	10	200

Score by Periods	1st	2nd	Tot.	Deadball Rebounds	Total
West Georgia	25	34	59	West Georgia	4
Georgia	44	54	98	Georgia	4

Officials: Anthony Jordan, Tony Greene, Erroll Lewis.

	UGA	UGA
Points in the paint	22	38
Points off turnovers	25	14
2nd chance points	13	6
Bench points	20	61

1

**Georgia 110,
Savannah State 76**
11/9/18 • Athens, Ga.

SAVANNAH STATE (0-2)

Player	FGs	3FGs	FTs	Rb	Pf	Pt	A	T	B	S	MP
Dotson	4-12	3-9	0-0	7	3	11	2	4	1	0	26
J. Smith	7-14	5-9	1-2	6	4	20	0	3	1	2	26
Harper	0-4	0-1	0-0	4	5	0	5	1	0	1	21
Z. Smith	7-19	3-10	0-0	5	1	17	0	1	0	2	28
Sellers	5-15	4-10	0-0	6	1	14	6	4	0	0	34
Joseph	1-9	1-5	0-0	1	0	3	3	2	0	0	12
Grant	2-6	1-5	0-1	2	3	5	0	1	0	0	10
Hansen	1-7	0-4	0-0	3	3	2	0	2	2	0	18
Saad	2-5	0-3	0-0	3	2	4	0	0	0	0	18
Bryant	0-2	0-1	0-0	1	0	0	0	0	0	0	7
TEAM				3							
Totals	29-93	17-57	1-3	41	22	76	16	18	4	6	200

GEORGIA (1-0)

Player	FGs	3FGs	FTs	Rb	Pf	Pt	A	T	B	S	MP
Hammonds	3-5	0-0	3-6	9	1	9	2	1	1	1	22
Claxton	5-12	0-2	5-9	13	2	15	2	1	5	0	20
Ogbeide	6-6	0-0	0-1	7	4	12	1	3	0	0	13
Hightower	6-11	3-6	3-6	5	0	18	4	2	0	2	20
Jackson	2-3	1-2	0-0	6	0	5	4	3	0	1	23
Harris	2-4	0-1	0-0	2	2	4	2	3	1	0	10
Crump	4-11	4-9	2-3	5	0	14	1	1	0	2	20
Toppin	1-2	0-1	2-2	3	2	4	1	1	0	0	11
Harrison	1-1	0-0	0-0	0	0	2	0	0	0	0	2
Wilridge	2-2	1-1	0-0	1	1	5	0	1	1	1	11
Fagan	1-2	0-1	1-1	3	0	3	4	3	1	1	17
O'Neill	0-0	0-0	0-0	1	0	0	0	0	0	0	1
Ngumezi	3-4	1-1	3-4	3	1	10	3	2	0	0	11
Edwards	1-2	0-0	0-0	0	2	1	0	0	0	0	7
Sargiunas	3-5	1-3	0-0	1	1	7	3	1	0	0	12
TEAM				3							
Totals	40-70	11-27	19-32	62	14	110	28	23	9	8	200

Score by Periods	1st	2nd	Tot.	Deadball Rebounds	Total
Savannah State	34	42	76	Savannah State	2
Georgia	59	51	110	Georgia	4

Officials: Todd Austin, Gerald Williams, Stephen Orkus Jr.. Att: 9018.

	SSU	UGA
Points in the paint	22	58
Points off turnovers	23	24
2nd chance points	4	18
Bench points	14	51

2

**Temple 81,
Georgia 79**
11/13/18 • Philadelphia, Pa.

GEORGIA (1-1)

Player	FGs	3FGs	FTs	Rb	Pf	Pt	A	T	B	S	MP
Hammonds	6-8	1-1	0-0	1	5	13	3	2	0	1	17
Claxton	3-6	0-0	1-3	3	4	7	1	1	1	2	22
Ogbeide	6-13	0-0	4-5	11	0	16	0	4	1	2	32
Hightower	2-5	1-2	0-0	1	1	5	1	2	0	0	15
Jackson	0-3	0-2	0-0	2	1	0	3	1	1	1	19
Harris	0-0	0-0	0-0	1	1	0	0	0	0	0	8
Crump	6-8	2-3	2-2	3	0	16	0	3	0	0	13
Toppin	0-1	0-0	2-2	0	1	2	1	1	0	0	7
Wilridge	1-2	0-1	3-4	3	2	5	1	1	1	1	26
Fagan	2-2	0-0	4-4	2	1	8	1	0	0	1	19
Ngumezi	1-2	0-0	1-2	1	0	3	1	0	0	0	8
Edwards	0-0	0-0	0-0	1	0	0	0	0	0	1	2
Sargiunas	1-5	0-1	0-0	1	1	2	3	2	0	0	14
TEAM				9							
Totals	28-55	4-10	17-22	39	17	77	15	20	4	9	200

TEMPLE (3-0)

Player	FGs	3FGs	FTs	Rb	Pf	Pt	A	T	B	S	MP
Rose	11-24	0-3	3-6	3	1	25	0	1	0	2	30
Perry	1-3	1-2	0-0	1	4	3	1	3	0	2	22
Aflakpul	0-0	0-0	0-0	9	3	0	1	1	1	1	22
Alston	9-18	3-8	4-4	3	2	25	6	3	0	3	36
Pierre-Louis	5-14	0-1	6-6	6	1	16	1	1	0	3	34
A. Moore	3-8	2-6	0-0	0	2	8	1	2	0	0	21
Moorman II	1-1	0-0	0-0	2	4	2	0	0	0	0	18
D. Moore	0-1	0-0	2-2	2	0	2	1	0	1	2	17
TEAM				6							
Totals	30-69	6-20	15-18	32	17	81	11	11	2	13	200

5

No. 16 Clemson 64,
Georgia 49

11/20/18 • George Town, Grand Cayman

CLEMSON (5-0)

Player	FGs	3FGs	FTs	Rb	Pf	Pts	A	T	B	S	MP
Skara	3-6	1-3	1-2	3	1	8	1	1	0	3	38
Simms	1-5	0-4	0-0	6	2	2	1	2	0	0	26
Thomas	5-7	0-0	2-3	11	3	12	1	1	1	2	29
Reed	9-19	1-5	5-6	9	1	24	3	3	0	2	35
Mitchell	5-14	2-4	1-1	3	2	13	0	2	0	2	34
Trapp	2-5	1-3	0-0	3	1	5	1	0	0	0	15
Tyson	0-4	0-1	0-0	2	0	0	0	0	0	0	7
Newman	0-2	0-0	0-0	1	0	0	0	0	0	0	5
White	0-1	0-0	0-0	4	1	0	1	1	0	0	11
TEAM				1			4				
Totals	25-63	5-20	9-12	43	11	64	8	14	1	9	200

GEORGIA (3-2)

Player	FGs	3FGs	FTs	Rb	Pf	Pts	A	T	B	S	MP
Hammonds	3-6	1-3	0-1	7	4	7	0	2	1	0	21
Claxton	1-9	0-2	1-2	9	1	3	0	0	5	1	33
Ogbeide	5-9	0-0	1-3	4	3	11	1	3	0	0	17
Jackson	1-2	0-1	0-0	1	0	2	1	2	0	1	16
Fagan	3-4	1-2	0-0	0	2	7	0	5	0	1	23
Hightower	1-5	1-4	1-2	0	0	4	1	1	0	0	14
Harris	0-4	0-0	0-0	1	1	0	1	0	0	0	11
Crump	3-7	2-5	1-2	6	2	9	4	2	0	0	27
Toppin	0-0	0-0	0-0	0	0	0	0	0	0	0	5
Wilridge	2-2	0-0	0-0	1	0	4	0	1	0	0	20
Ngumezi	0-2	0-1	0-0	0	0	0	0	0	1	0	7
Sargiunas	0-0	0-0	2-2	0	0	2	0	0	0	0	6
TEAM				1			1				
Totals	19-50	5-18	6-12	30	13	49	8	17	7	3	200

Score by Periods	1st	2nd	Tot.	Deadball Rebs.	Total
Clemson	34	30	64	Clemson	3
Georgia	26	23	49	Georgia	2

Officials: John Higgins, Ron Groover, Pat Adams. Att: 786.

	CU	UGA
Points in the paint	34	28
Points off turnovers	20	17
2nd chance points	11	1
Bench points	5	19

6

Georgia State 91,
Georgia 67

11/21/18 • George Town, Grand Cayman

GEORGIA (3-3)

Player	FGs	3FGs	FTs	Rb	Pf	Pt	A	T	B	S	MP
Hammonds	4-9	2-5	2-2	4	1	12	3	3	1	0	25
Claxton	3-5	0-1	3-4	4	3	9	2	1	0	2	24
Ogbeide	7-10	0-0	0-2	8	1	14	1	1	0	0	28
Jackson	1-4	1-2	0-0	0	1	3	1	0	0	0	16
Fagan	1-4	0-2	0-0	2	1	2	2	3	1	0	17
Hightower	3-4	1-2	4-5	4	0	11	3	3	0	0	21
Harris	5-9	0-1	2-2	5	1	12	1	2	0	2	16
Crump	1-2	1-2	0-0	1	2	3	0	2	1	1	16
Toppin	0-4	0-2	1-2	2	1	1	0	0	1	0	15
Harrison	0-0	0-0	0-0	1	1	0	0	0	0	0	2
O'Neill	0-0	0-0	0-0	0	0	0	0	0	0	0	2
Ngumezi	0-1	0-0	0-0	0	1	0	0	1	0	0	5
Edwards	0-0	0-0	0-0	0	0	0	0	0	0	0	4
Sargiunas	0-1	0-1	0-0	1	1	0	0	1	0	0	9
TEAM				4			1				
Totals	25-53	5-18	12-17	36	14	67	13	18	4	5	200

GEORGIA STATE (4-2)

Player	FGs	3FGs	FTs	Rb	Pf	Pt	A	T	B	S	MP
Simonds	6-11	0-1	5-9	6	1	17	8	2	0	1	35
Benlevi	8-13	8-11	0-0	7	4	24	0	2	0	2	33
Thomas	4-12	4-9	0-0	5	2	12	1	0	0	0	33
Wilson	7-11	2-4	1-1	2	2	17	3	1	0	2	36
Williams	6-9	0-0	2-4	0	4	14	7	2	1	2	29
Ivery	0-0	0-0	0-0	0	0	0	0	0	0	0	1
Phillips	0-2	0-0	0-0	1	0	0	0	1	0	0	7
Clerkey	0-0	0-0	0-0	0	1	0	0	0	0	0	1
Linder	0-0	0-0	1-2	1	1	1	0	0	0	0	6
Wall	0-0	0-0	0-0	0	1	0	0	0	0	0	2
Chism	0-0	0-0	0-0	0	0	0	0	0	0	0	2
Tyson	3-3	0-0	0-0	0	0	6	0	0	1	0	15
Team				5							
Totals	34-61	14-25	9-16	27	16	91	19	8	2	7	200

Score by Periods	1st	2nd	Total	Deadball Rebounds	Total
Georgia	32	35	67	Georgia	3
Georgia State	51	40	91	Georgia State1	

Officials: John Higgins, Tony Greene, Kipp Kissinter. Att: 781.

	UGA	GSU
Points in the paint	36	34
Points off turnovers	9	20
2nd chance points	11	9
Bench points	27	7

7

Georgia 84,
Kennesaw State 51

11/27/18 • Athens, Ga.

KENNESAW STATE (1-7)

Player	FGs	3FGs	FTs	Rb	Pf	Pt	A	T	B	S	MP
Jankovic	4-12	0-3	1-2	5	0	9	3	4	0	0	25
Lockley	2-8	0-0	6-7	11	1	10	2	2	0	1	36
Mbuyamba	1-1	0-0	0-0	2	5	2	0	1	0	1	17
Obineke	6-15	0-1	0-2	2	4	12	0	0	0	0	25
Hooker	5-19	1-8	0-0	3	2	11	1	2	0	2	39
Parker	0-6	0-2	0-0	0	0	0	1	0	1	0	16
Kuerban	0-0	0-0	2-2	0	0	2	0	0	0	0	1
Clarke	0-3	0-0	0-0	0	1	0	0	1	0	0	11
Washington	0-1	0-1	0-0	1	1	0	0	2	0	1	4
Spencer	1-3	0-0	2-5	8	2	4	0	0	1	0	23
Agostini	0-0	0-0	1-2	1	0	1	0	0	0	0	3
TEAM				2							
Totals	19-68	1-15	12-20	35	16	51	7	12	2	5	200

GEORGIA (4-3)

Player	FGs	3FGs	FTs	Rb	Pf	Pt	A	T	B	S	MP
Hammonds	6-8	0-0	2-3	8	3	14	3	2	1	1	23
Claxton	6-11	1-2	3-3	15	1	16	4	0	2	2	32
Ogbeide	2-7	0-0	0-4	4	2	4	1	2	2	0	20
Jackson	1-4	0-3	2-2	2	0	4	2	2	0	0	23
Hightower	3-9	0-3	0-2	5	0	6	2	0	1	2	20
Harris	4-6	2-2	0-0	5	0	10	3	1	1	2	14
Crump	3-6	3-6	0-0	1	1	9	2	4	0	0	17
Toppin	3-3	0-0	0-0	1	2	6	0	0	0	0	9
Harrison	1-1	0-0	0-0	1	0	2	0	0	0	0	2
Fagan	2-2	0-0	0-0	2	1	4	0	2	0	0	11
O'Neill	0-0	0-0	0-0	2	0	0	1	0	0	0	2
Ngumezi	1-2	0-0	0-1	3	3	2	0	1	0	0	11
Edwards	0-2	0-1	0-0	2	2	0	0	1	0	0	3
Sargiunas	3-6	1-3	0-0	1	1	7	2	1	0	1	13
TEAM				1							
Totals	35-67	7-20	7-15	53	16	84	20	16	7	8	200

Score by Periods	1st	2nd	Total	Deadball Rebounds	Total
Kennesaw State	20	31	51	Kennesaw State	5
Georgia	39	45	84	Georgia	4

Officials: Tony Green, Josue Nieves, Glenn Tuit. Att: 5947.

	KSU	UGA
Points in the paint	22	57
Points off turnovers	7	18
2nd chance points	12	25
Bench points	7	40

8

Georgia 92,
Texas Southern 75

12/3/18 • Athens, Ga.

TEXAS SOUTHERN (3-6)

Player	FGs	3FGs	FTs	Rb	Pf	Pt	A	T	B	S	MP
Butler	0-3	0-2	0-0	4	2	0	1	2	0	0	22
Combs	5-9	1-1	4-8	4	3	15	1	2	0	1	28
Reed	4-7	1-1	5-7	7	3	14	1	1	2	2	33
Bruce	6-14	3-8	2-2	1	2	17	3	3	0	2	29
Patterson	1-14	1-11	0-0	6	1	3	5	1	0	3	28
McClelland	3-6	1-2	0-1	4	3	7	1	0	0	1	18
Jones	2-10	2-8	3-4	3	1	9	1	0	0	1	17
Hopkins	4-7	0-0	2-2	4	0	10	0	0	0	0	19
Armstrong	0-0	0-0	0-0	1	0	0	0	0	0	0	6
Lumpkin	0-0	0-0	0-0	0	0	0	0	0	0	0	0+
TEAM				1							
Totals	25-70	9-33	16-24	35	15	75	13	9	2	10	200

GEORGIA (5-3)

Player	FGs	3FGs	FTs	Rb	Pf	Pt	A	T	B	S	MP
Hammonds	5-11	1-1	3-4	8	3	14	1	3	1	0	24
Claxton	5-12	2-2	3-4	9	5	15	2	2	3	1	27
Ogbeide	5-11	0-0	3-4	10	0	13	2	2	0	0	27
Hightower	3-7	1-4	3-3	1	1	10	2	1	0	1	24
Jackson	0-3	0-3	0-0	1	1	0	2	1	0	1	13
Harris	2-2	2-2	1-2	3	0	7	2	1	1	0	8
Crump	8-10	5-7	4-5	2	2	25	2	2	0	2	25
Toppin	1-3	0-0	0-0	1	1	2	1	0	0	0	9
Fagan	2-4	0-1	0-0	6	0	4	4	0	0	0	22
Ngumezi	0-1	0-1	0-0	0	3	0	0	1	1	0	7
Edwards	0-0	0-0	0-0	3	1	0	0	2	0	0	8
Sargiunas	1-2	0-1	0-0	1	0	2	0	0	0	0	6
TEAM				5							
Totals	32-66	11-22	17-22	50	17	92	18	15	6	5	200

Score by Periods	1st	2nd	Total	Deadball Rebounds	Total
------------------	-----	-----	-------	-------------------	-------

11

Georgia 70,
Georgia Tech 59
12/22/18 • Atlanta, Ga.

GEORGIA (7-4)

Player	FGs	3FGs	FTs	Rb	Pf	Pts	A	T	B	S	MP
Hammonds	4-10	1-2	2-2	7	4	11	2	2	0	1	23
Claxton	3-5	1-1	6-8	13	3	13	6	2	6	2	28
Ogbeide	4-8	0-0	0-0	9	2	8	2	3	0	0	32
Jackson	0-4	0-3	0-0	0	2	0	0	0	1	0	17
Hightower	5-10	1-4	1-2	4	1	12	3	1	0	3	30
Harris	2-4	0-0	2-2	4	1	6	1	1	0	0	17
Crump	3-8	2-7	2-2	1	1	10	1	1	0	0	17
Toppin	0-0	0-0	0-0	0	1	0	0	1	0	0	2
Harrison	0-0	0-0	0-0	0	0	0	1	0	0	1	6
Wilridge	2-4	0-1	2-2	0	2	6	0	3	3	0	20
Fagan	0-0	0-0	0-0	0	1	0	0	1	0	0	3
Ngumezi	2-2	0-0	0-0	0	2	4	0	0	0	0	5
TEAM				3			1				
Totals	25-55	5-18	15-18	41	20	70	16	16	10	7	200

GEORGIA TECH (6-5)

Player	FGs	3FGs	FTs	Rb	Pf	Pts	A	T	B	S	MP
Wright	3-6	0-0	1-1	4	2	7	1	1	0	0	23
Moore	1-7	0-2	0-0	1	2	2	1	2	1	0	17
Banks	3-8	0-0	5-6	8	4	11	1	2	2	0	36
Devoe	6-10	0-0	2-5	5	2	14	0	3	0	0	39
Alvarado	3-20	0-6	5-7	8	3	11	5	4	0	4	40
Alston	2-4	1-2	1-1	1	3	6	0	1	0	0	14
Haywood	2-6	2-5	0-0	0	0	6	1	0	0	0	21
Gueye	1-3	0-0	0-0	2	0	2	0	0	1	0	4
Sjölund	0-1	0-1	0-0	0	0	0	0	0	0	0	6
TEAM				5							
Totals	21-65	3-16	14-20	34	16	59	9	13	4	4	200

Score by Periods	1st	2nd	Total	Deadball Rebs.	Total
Georgia	29	41	70	Georgia	3
Ga. Tech	19	40	59	Ga. Tech	5

Officials: Ron Groover, A.J. Davis, Jeffery Anderson. Att: 8600.

	UGA	GT
Points in the paint	38	32
Points off turnovers	9	14
2nd chance points	9	17
Bench points	26	14

14

Georgia 82,
Vanderbilt 63
1/9/19 • Athens, Ga.

VANDERBILT (9-5, 0-2)

Player	FGs	3FGs	FTs	Rb	Pf	Pts	A	T	B	S	MP
Ryan	1-6	1-6	0-0	1	3	3	1	0	0	0	18
Wetzell	3-7	1-2	1-1	5	1	8	0	1	0	0	22
Shittu	5-15	0-0	0-2	14	1	10	3	2	1	1	28
Nesmith	3-10	1-6	2-4	8	4	9	0	2	1	2	29
Lee	4-9	1-1	3-3	2	12	2	2	0	2	2	28
Toye	2-9	0-4	2-2	0	3	6	1	0	0	0	28
Evans	3-7	2-5	2-2	4	3	10	1	1	0	2	25
Moyer	2-6	0-1	1-1	1	2	5	0	1	0	1	17
Brown	0-1	0-0	0-0	1	1	0	0	1	0	0	5
TEAM				5	1						
Totals	23-70	6-25	11-15	41	21	63	8	10	2	8	200

GEORGIA (9-5, 1-1)

Player	FGs	3FGs	FTs	Rb	Pf	Pts	A	T	B	S	MP
Hammonds	6-13	2-6	5-5	6	3	19	0	3	2	0	29
Claxton	3-10	0-3	3-7	12	4	9	1	1	5	2	29
Ogbeide	7-9	0-0	1-2	9	1	15	1	2	1	0	29
Jackson	2-2	2-2	2-2	1	2	8	2	0	1	0	28
Hightower	4-8	1-4	2-3	4	0	11	2	0	0	1	21
Harris	0-0	0-0	0-0	0	0	0	0	1	1	0	1
Crump	2-5	2-4	2-2	1	0	8	4	0	0	0	18
Harrison	0-0	0-0	0-0	0	0	0	0	0	0	0	2
Wilridge	1-4	0-1	2-2	2	2	4	3	2	2	0	19
Fagan	1-3	0-1	0-0	4	0	2	0	1	0	0	7
Ngumezi	0-2	0-2	0-0	1	2	0	0	1	0	0	9
Edwards	0-0	0-0	0-0	0	0	0	0	0	0	0	1
Sargiunas	2-4	2-3	0-0	0	0	6	0	1	0	1	7
TEAM				3							
Totals	28-60	9-26	17-23	43	14	82	13	12	12	4	200

Score by Periods	1st	2nd	Total	Deadball Rebounds	Total
Vanderbilt	33	30	63	Vanderbilt	2
Georgia	34	48	82	Georgia	3

Officials: Michael Stephens, Tony Green, Brian O'Connell. Att: 9,429.

	VU	UGA
Points in the paint	34	36
Points off turnovers	23	11
2nd chance points	17	12
Bench points	21	20

12

Georgia 91,
Massachusetts 72
12/20/18 • Athens, Ga.

MASSACHUSETTS (7-6)

Player	FGs	3FGs	FTs	Rb	Pf	Pts	A	T	B	S	MP
Clergeot	2-7	0-1	2-5	1	3	6	0	1	0	2	26
Laurent	3-4	2-3	3-4	8	3	11	2	0	0	0	25
Holloway	4-4	0-0	2-3	2	2	10	0	2	0	0	18
Pipkins	7-20	0-8	8-11	2	4	22	3	2	0	1	29
Pierre	2-9	1-5	0-0	1	2	5	0	0	0	0	20
Wood	0-1	0-0	0-0	0	0	0	0	2	0	0	1
Hayward	0-0	0-0	0-0	0	0	0	0	0	0	0	1
McLean	0-1	0-1	0-0	0	0	0	0	0	0	0	2
Diallo	3-4	0-0	0-2	1	3	6	0	2	0	0	22
Chatman	0-0	0-0	0-0	2	1	0	0	0	0	0	8
Baptiste	1-2	0-0	0-0	5	3	2	0	1	1	0	13
Turner-Morris	0-0	0-0	0-0	1	0	0	1	0	0	0	5
Cobb	4-8	1-3	1-2	4	3	10	0	1	0	3	30
TEAM				1							
Totals	26-60	4-21	16-27	28	24	72	8	9	1	6	200

GEORGIA (8-4)

Player	FGs	3FGs	FTs	Rb	Pf	Pts	A	T	B	S	MP
Hammonds	4-6	2-4	8-9	8	4	18	1	2	0	3	33
Claxton	8-13	1-3	3-3	11	2	20	1	0	3	1	32
Ogbeide	4-9	0-0	4-5	6	4	12	4	3	0	0	29
Jackson	1-2	1-2	2-2	2	1	5	1	2	0	0	14
Hightower	3-8	1-4	0-0	3	3	7	1	3	0	1	24
Harris	1-1	0-0	0-0	1	3	2	0	1	0	0	5
Crump	4-6	3-5	3-4	2	1	14	3	2	0	1	20
Toppin	0-0	0-0	0-0	0	0	0	0	0	0	0	1
Harrison	1-1	0-0	0-0	1	2	2	0	0	0	0	5
Wilridge	0-0	0-0	4-5	2	2	4	1	1	0	0	16
Fagan	1-3	0-0	0-0	1	0	2	0	0	1	0	10
O'Neill	0-0	0-0	0-0	0	0	0	0	0	0	0	1
Ngumezi	1-3	0-1	1-1	1	1	3	0	0	0	0	7
Edwards	0-0	0-0	0-0	0	0	0	0	0	0	0	1
Sargiunas	0-1	0-1	2-2	0	0	2	0	0	0	0	2
TEAM				4							
Totals	28-53	8-20	27-31	42	23	91	12	15	4	6	200

Score by Periods	1st	2nd	Total	Deadball Rebounds	Total
UMass	32	40	72	UMass	3
Georgia	43	48	91	Georgia	1

Officials: Anthony Jordan, Byron Jarrett, Brent Hampton. Att: 10523.

	UMass	UGA
Points in the paint	40	32
Points off turnovers	10	17
2nd chance points	15	18
Bench points	18	29

15

No. 11/10 Auburn 93,
Georgia 78
1/12/19 • Auburn, Ala.

GEORGIA (9-6, 1-2)

Player	FGs	3FGs	FTs	Rb	Pf	Pts	A	T	B	S	MP
Hammonds	2-6	1-2	4-5	10	3	9	4	5	0	2	25
Claxton	6-12	0-2	3-7	3	2	15	1	3	6	1	38
Ogbeide	2-4	0-0	0-0	3	4	4	1	1	1	0	18
Jackson	5-10	4-8	2-2	1	4	16	5	1	0	1	32
Hightower	4-8	2-5	2-2	0	2	12	1	3	0	0	22
Harris	1-4	1-3	2-2	6	2	5	2	1	0	1	20
Crump	5-10	2-5	2-2	0	1	14	1	2	0	0	15
Wilridge	0-2	0-2	0-0	3	0	0	1	0	1	2	17
Fagan	0-0	0-0	0-0	0	0	0	0	0	0	0	4
Ngumezi	0-1	0-1	0-0	0	0	0	0	1	0	0	4
Sargiunas	1-1	1-1	0-0	1	0	3	0	0	0	1	6
TEAM				6							
Totals	26-58	11-29	15-20	33	18	78	17	16	8	8	200

AUBURN (12-3, 1-1)

Player	FGs	3FGs	FTs	Rb	Pf	Pts	A	T	B	S	MP
Doughty	4-9	3-4	0-0	3	1	11	3	2	0	2	31
Okeke	1-5	0-2	2-2	4	4	4	2	1	1	0	22
Wiley	3-6	0-0	3-5	4	3	9	0	3	0	0	14
Brown	6-11	3-4	0-0	2	1	15	2	3	0	1	27
Harper	6-15	4-9	6-6	2	2	22	7	1	0	2	35
Spencer	2-4	0-0	0-0	6	2	4	0	0	1	2	18
Dunbar	4-7	2-4	1-2	1	3	11	0	0	0	2	14
McCormick	1-1	0-0	0-0	0	1	2	1	0	0	0	13
McLemore	7-10	0-2	1-2	9	3	15	1	2	2	0	26
TEAM				8							
Totals	34-68	12-25	13-17	39	20	93	16	12	4	9	200

Score by Periods	1st	2nd	Total	Deadball Rebounds	Total
Georgia	38	40	78	Georgia	3
Auburn	48	45	93	Auburn	0

Officials: Mike Nance, Glenn Tuitt, Gerald Williams. Att: 9,121.

17**Florida 62,
Georgia 52**

1/19/19 • Athens, Ga.

FLORIDA (10-7, 2-3)

Player	FGs	3FGs	FTs	Rb	Pf	Pts	A	T	B	S	MP
Nembhard	2-6	1-2	0-1	3	1	5	5	2	0	1	32
Johnson	3-8	0-1	2-3	7	2	8	2	1	2	0	32
Hayes	3-6	0-0	1-2	9	2	7	1	2	1	2	28
Locke	3-8	2-6	2-3	3	1	10	0	0	0	2	29
Allen	4-10	3-7	2-3	2	2	13	2	1	0	2	30
Okauru	1-2	1-2	0-0	0	1	3	0	1	0	0	3
Hudson	1-3	1-2	0-0	0	4	3	0	2	0	2	11
Bassett	1-3	0-0	0-0	0	2	2	1	0	2	0	12
Ballard	1-6	1-5	0-0	1	2	3	0	0	0	0	14
Stone	3-4	1-2	1-2	0	1	8	1	0	1	0	9
TEAM						3					
Totals	22-56	10-27	8-14	28	18	62	12	9	6	9	200

GEORGIA (9-8, 1-4)

Player	FGs	3FGs	FTs	Rb	Pf	Pts	A	T	B	S	MP
Hammonds	0-4	0-2	0-0	6	3	0	0	4	0	0	15
Claxton	3-8	1-1	2-5	12	2	9	1	6	1	1	35
Ogbeide	2-4	0-0	0-0	6	0	4	0	1	1	0	13
Harris	2-7	0-2	6-8	2	4	10	2	2	0	1	31
Hightower	3-7	1-3	0-0	0	1	7	2	1	0	0	24
Jackson	2-4	2-3	0-0	0	0	6	2	0	0	1	16
Crump	2-4	1-3	1-2	0	1	6	1	2	0	0	16
Toppin	1-1	0-0	0-0	2	1	2	0	0	0	0	2
Harrison	0-0	0-0	0-0	0	1	0	0	0	0	0	0+
Wilridge	2-2	0-0	4-4	8	2	8	2	2	0	0	28
Fagan	0-2	0-0	0-0	0	1	0	0	1	0	0	9
Ngumezi	0-0	0-0	0-0	0	0	0	0	0	0	0	2
Edwards	0-0	0-0	0-0	1	0	0	0	0	0	0	2
Sargiunas	0-0	0-0	0-0	0	1	0	0	1	0	0	7
TEAM						2					
Totals	17-43	5-14	13-19	39	17	52	10	20	2	3	200

Score by Periods	1st	2nd	Tot.	Deadball Rebs.	Tot.
Florida	33	29	62	Florida	2
Georgia	23	29	52	Georgia	3

Officials: Ted Valentine; K.B. Burdett, Jr.; Josue Nieves. Att: 10,023

	UF	UGA
Points in the paint	20	20
Points off turnovers	28	10
2nd chance points	12	11
Bench points	19	22

18**No. 25/NR LSU 92,
Georgia 82**

1/23/19 • Baton Rouge, La.

GEORGIA (9-9, 1-5)

Player	FGs	3FGs	FTs	Rb	Pf	Pt	A	T	B	S	MP
Hammonds	7-11	2-4	2-3	3	5	18	3	0	0	1	24
Wilridge	0-4	0-1	2-2	2	0	2	2	5	0	0	18
Claxton	4-8	3-4	4-6	9	3	15	3	1	1	1	35
Hightower	0-0	0-0	2-2	2	1	2	1	3	0	0	14
Harris	4-8	0-1	2-2	5	3	10	1	3	0	2	22
Jackson	2-5	1-4	0-0	0	5	5	1	2	0	0	15
Crump	2-4	1-2	0-0	1	1	5	0	0	0	0	16
Toppin	0-0	0-0	0-0	0	0	0	0	1	0	0	3
Fagan	1-2	0-0	2-2	2	1	4	1	1	0	0	14
Ngumezi	3-3	1-1	0-0	0	0	7	0	0	0	0	4
Ogbeide	7-11	0-0	0-1	5	2	14	1	1	0	0	22
Sargiunas	0-0	0-0	0-0	0	1	0	0	0	0	0	3
TEAM						2					
Totals	30-56	8-17	14-18	31	22	82	13	17	1	5	200

LSU (15-3, 5-0)

Player	FGs	3FGs	FTs	Rb	Pf	Pt	A	T	B	S	MP
Taylor	2-4	0-1	2-2	4	2	6	1	1	0	1	33
Bigby-Williams	2-3	0-0	2-3	1	3	6	0	0	1	1	14
Reid	7-11	1-1	0-0	7	5	15	0	5	3	2	28
Mays	5-9	2-6	8-8	3	2	20	2	0	0	1	31
Waters	9-14	1-3	7-11	3	3	26	4	0	0	4	32
Smart	4-14	1-6	1-2	3	0	10	1	1	0	1	25
Days	1-5	0-3	1-1	4	1	3	0	0	1	1	20
Williams	3-6	0-0	0-2	5	1	6	0	1	0	0	17
TEAM						2					
Totals	33-66	5-20	21-29	32	17	92	8	8	5	11	200

Score by Periods	1st	2nd	Total	Deadball Rebounds	Total
Georgia	36	46	82	Georgia	1
LSU	48	44	92	LSU	7

Officials: Joe Lindsay, Keith Kimble, Owen Shortt. Att: 9,416.

	UGA	LSU
Points in the paint	44	44
Points off turnovers	7	17
2nd chance points	11	16
Bench points	35	19

19**Georgia 98,
Texas 88**

1/26/19 • Athens, Ga.

TEXAS (11-9)

Player	FGs	3FGs	FTs	Rb	Pf	Pt	A	T	B	S	MP
Ramey	7-15	5-8	0-0	0	2	19	5	2	1	1	38
Osetkowski	4-11	0-3	7-8	7	2	15	2	3	0	7	38
Hayes	7-11	0-0	0-0	3	5	14	0	0	2	2	29
Coleman	3-6	2-4	0-0	1	5	8	0	3	0	0	18
Roach	6-12	2-5	2-5	1	2	16	4	4	0	4	29
Febres	4-9	3-8	0-0	4	3	11	1	1	0	3	28
Sims	0-2	0-0	1-2	2	3	1	0	1	1	0	7
Hepa	1-1	0-0	0-0	2	0	2	0	0	0	0	4
Mitrou-Long	1-1	0-0	0-0	0	0	2	2	1	0	0	9
TEAM						2					
Totals	33-68	12-28	10-15	22	22	88	14	15	4	17	200

GEORGIA (10-9)

Player	FGs	3FGs	FTs	Rb	Pf	Pt	A	T	B	S	MP
Hammonds	7-11	0-0	0-0	9	5	14	4	6	1	3	29
Wilridge	1-2	1-1	1-2	5	0	4	4	3	0	3	29
Claxton	6-9	1-1	5-5	7	2	18	4	3	1	3	29
Crump	6-9	6-8	3-6	3	0	21	5	5	0	1	32
Jackson	4-7	3-6	2-2	0	3	13	2	2	0	1	29
Hightower	5-5	1-1	7-9	4	1	18	4	6	0	0	22
Harrison	0-0	0-0	0-0	0	1	0	0	0	0	0	2
Ngumezi	1-1	0-0	0-0	1	2	2	0	0	0	0	6
Ogbeide	2-3	0-0	4-4	3	1	8	1	1	0	1	19
Sargiunas	0-1	0-0	0-0	0	0	0	1	0	0	0	3
TEAM						4					
Totals	32-48	12-17	22-28	36	15	98	25	26	2	12	200

Score by Periods	1st	2nd	Total	Deadball Rebounds	Total
Texas	46	42	88	Texas	2
Georgia	46	52	98	Georgia	2

Officials: Don Daily, Michael Stephens, Lamar Simpson. Att: 10,374.

	UT	UGA
Points in the paint	40	34
Points off turnovers	26	16
2nd chance points	14	14
Bench points	16	28



WILLIAM JACKSON

6-4 • 185 • SENIOR • GUARD • ATHENS, GA.
ATHENS CHRISTIAN SCHOOL • AGRIBUSINESS
BORN MARCH 26, 1977 IN AMHERST, N.Y.

SEASON & CAREER HIGHS

SEASON		CAREER
16 vs. Auburn (11/12/19)	POINTS	17 San Diego State (11/24/17)
6 vs. Savannah St. (11/9/18)	REBOUNDS	6 LSU (1/16/18)
5 vs. Auburn (1/12/19)	ASSISTS	8 Tennessee (3/3/18) 8 LSU (2/24/18)
1 Five times, last vs. Kentucky (1/15/19)	BLOCKS	2 Robert Morris (12/29/15)
1 10 times, last vs. Texas (1/26/19)	STEALS	4 Alabama (1/6/18)
32 vs. Auburn (1/12/19)	MINUTES	45 Arkansas (1/23/18)
5 vs. Auburn (1/12/19) 5 vs. Oakland (12/18/18)	FGs MADE	6 San Diego State (11/24/17)
10 vs. Auburn (1/12/19)	FG ATTEMPTS	15 South Carolina (1/13/18)
4 vs. Auburn (1/12/19) 4 vs. Oakland (12/18/18)	3FGs MADE	5 Arkansas (1/23/18)
8 vs. Auburn (1/12/19)	3FG ATTEMPTS	8 vs. Auburn (1/12/19) 8 Florida (1/30/18) 8 Arkansas (1/23/18) 8 Alabama (1/6/18)
4 vs. S. Houston St. (11/16/18)	FTs MADE	6 Florida (1/30/18)
7 vs. S. Houston St. (11/16/18)	FT ATTEMPTS	7 vs. S. Houston St. (11/16/18)

2018-19 HIGHLIGHTS:

- ♦ Had his streak of 36 consecutive starts dating back to the final contest of 2016-17 snapped against Sam Houston State... back in the starting five for the next 13 outings before not getting the nod vs. Florida and LSU. Returned vs. Texas and has now started 50 of the last 53 games.
- ♦ Joined UGA's top-20 career leaders for 3-pointers made during the Georgia State game...now up to No. 18 and seven shy of No. 17 Michael Chadwick.
- ♦ Broke out of an 0-for-8 slump from 3-point range by hitting four first-half triples against Oakland.
- ♦ Scored his eight points against Vandy in final 9:13, the first on a 3-pointer after the Dores trimmed UGA's 12-point lead to 56-55.
- ♦ Continued his hot hand at Auburn, putting up a season-high 16 points and leading the Bulldogs on the offensive end for the first time this season.
- ♦ All of his 11 points against Florida and LSU came in the second half.

CAREER HIGHLIGHTS:

- ♦ AS A JUNIOR IN 2017-18, one of two Bulldogs – along with Yante Maten – to start every game.

- ♦ Led UGA in assists (115), steals (23) and 3-pointers (52) and finished second on the team in scoring (8.4 ppg) and playing time (29.5 mpg).
- ♦ Connected 52 3-pointers, 56.5 percent of his 92 FGs made.
- ♦ AS A SOPHOMORE IN 2016-17, named Most Outstanding Defensive Player in voting of staff and teammates.
- ♦ Started 16 games, including two of three postseason contests.
- ♦ AS A FRESHMAN IN 2015-16, averaged 0.6 ppg and 4.8 mpg in 2016's first 21 games before improving to 6.0 ppg and 13.0 mpg in the last three outings.
- ♦ PRIOR TO UGA, coached by the late Ron Link at Athens Christian School, where he scored 2,275 points and set 10 school records while helping ACS compile a 108-14 record from 2012-15.
- ♦ A four-time All-State selection for Class A by the Georgia Sports Writers Association.

▶ GAME-BY-GAME LINESCORES

Opponent	FGs	3FGs	FTs	OR	DR	RB	PF	PT	A	TO	B	S	MP
SAVANNAH STATE	* 2-3	1-2	0-0	1	5	6	0	5	4	3	0	1	23
at Temple	* 0-3	0-2	0-0	0	2	2	1	0	3	1	1	1	19
SAM HOUSTON ST.	1-2	1-2	4-7	0	0	0	1	7	0	0	0	0	9
vs. Illinois State	* 1-2	1-2	0-0	0	1	1	1	3	1	1	0	0	24
vs. Clemson	* 1-2	0-1	0-0	1	0	1	0	2	1	2	0	1	16
vs. Ga. State	* 1-4	1-2	0-0	0	0	0	1	3	1	0	0	0	16
KENNESAW STATE	* 1-4	0-3	2-2	1	1	2	0	4	2	2	0	0	23
TEXAS SOUTHERN	* 0-3	0-3	0-0	0	1	1	1	0	2	1	0	1	13
ARIZONA STATE	* 0-2	0-2	2-2	0	0	0	3	2	1	1	0	0	16
OAKLAND	* 5-8	4-7	0-0	0	1	1	2	14	1	2	1	1	25
at Ga. Tech	* 0-4	0-3	0-0	0	0	0	2	0	0	0	1	0	17
MASSACHUSETTS	* 1-2	1-2	2-2	0	2	2	1	5	1	2	0	0	14
at Tennessee	* 1-4	0-2	3-4	0	2	2	1	5	2	1	0	1	18
VANDERBILT	* 2-2	2-2	2-2	1	0	1	2	8	2	0	1	0	28
at Auburn	* 5-10	4-8	2-2	0	1	1	4	16	5	1	0	1	32
KENTUCKY	* 1-8	0-5	0-0	0	1	1	1	2	2	1	0	0	22
FLORIDA	2-4	2-3	0-0	0	0	0	0	6	2	0	0	1	16
at LSU	2-5	1-4	0-0	0	0	0	5	5	1	2	0	1	25
TEXAS	* 4-7	3-6	2-2	0	0	0	3	13	2	2	0	1	29
at Arkansas													
SOUTH CAROLINA													
at Alabama													
OLE MISS													
at Texas A&M													
LSU													
MISSISSIPPI STATE													
at Ole Miss													
AUBURN													
at Florida													
MISSOURI													
at South Carolina													

▶ OVERALL CAREER STATISTICS

	GP-GS	MP-Avg.	FGs	Pct.	3FGs	Pct.	FTs	Pct.	O+R=Tot.-Avg.	PF-D	A	TO	BL	ST	Pts.-Avg.
2015-16	32-0	227-7.1	13-46	.283	10-30	.333	9-12	.750	6+11=17-0.5	22-0	18	18	6	12	45-1.4
2016-17	34-16	594-17.5	48-135	.356	26-76	.342	17-24	.708	7+33=40-1.2	40-0	37	26	7	14	139-4.1
2017-18	33-33	975-29.5	92-264	.348	52-166	.313	41-54	.759	9+63=72-2.2	67-2	115	61	5	23	277-8.4
2018-19	19-16	385-20.3	30-79	.380	21-61	.344	19-23	.826	4+17=21-1.1	29-1	33	22	4	10	100-5.3
TOTALS	118-65	2181-18.5	183-524	.349	109-333	.327	86-113	.761	26+124=150-1.3	158-3	203	127	22	59	561-4.8

▶ SEC CAREER STATISTICS

	GP-GS	MP-Avg.	FGs	Pct.	3FGs	Pct.	FTs	Pct.	O+R=Tot.-Avg.	PF-D	A	TO	BL	ST	Pts.-Avg.
2015-16	17-0	88-5.2	3-18	.167	3-11	.273	4-6	.667	2+2=4-0.2	8-0	6	10	1	2	13-0.8
2016-17	18-6	286-15.9	23-70	.329	10-35	.286	6-10	.600	3+17=20-1.1	17-0	18	12	3	5	62-3.4
2017-18	18-18	544-30.2	43-138	.312	26-90	.289	12-17	.706	5+35=40-2.2	39-2	64	31	2	17	124-6.9
2018-19	6-4	141-23.5	13-33	.394	9-24	.375	7-8	.875	1+4=5-0.8	13-1	14	5	1	4	42-7.0
TOTALS	59-28	1059-17.9	82-259	.317	48-160	.300	29-41	.707	11+58=69-1.2	77-3	102	58	7	28	241-4.1

MISCELLANEOUS STATS

	SEA.	CAR.
DOUBLE-DIGIT POINTS:	3	20
DOUBLE-DIGIT REBOUNDS:	0	0



1 TASHAUN HIGHTOWER

6-5 • 190 • SOPHOMORE • GUARD • LITHONIA, GA.
MT. ZION (MD.) PREP • UNDECIDED
BORN NOVEMBER 21, 1997 IN PEORIA, ILL

SEASON & CAREER HIGHS

SEASON		CAREER
18 vs. Texas (1/26/19)	POINTS	18 vs. Texas (1/26/19)
18 vs. Savannah St. (11/9/18)		18 vs. Savannah St. (11/9/18)
5 vs. Kennesaw St. (11/27/18)	REBOUNDS	7 Missouri (3/8/18)
5 vs. Savannah St. (11/9/18)		
4 vs. Texas (1/26/19)	ASSISTS	6 Vanderbilt (3/7/18)
4 vs. Savannah St. (11/9/18)		
1 vs. Kennesaw St. (11/27/18)	BLOCKS	1 vs. Kennesaw St. (11/27/18)
		1 Texas A&M (2/28/18)
		1 LSU (2/24/18)
3 vs. Ga. Tech (12/22/18)	STEALS	3 vs. Ga. Tech (12/22/18)
30 vs. Ga. Tech (12/22/18)	MINUTES	30 vs. Ga. Tech (12/22/18)
6 vs. Savannah St. (11/9/18)	FGs MADE	6 vs. Savannah St. (11/9/18)
11 vs. Savannah St. (11/9/18)	FG ATTEMPTS	11 vs. Savannah St. (11/9/18)
3 vs. Oakland (12/18/18)	3FGs MADE	3 vs. Oakland (12/18/18)
3 vs. Savannah St. (11/9/18)		3 vs. Savannah St. (11/9/18)
7 vs. Oakland (12/18/18)	3FG ATTEMPTS	7 vs. Oakland (12/18/18)
7 vs. Texas (1/26/19)	FTs MADE	7 vs. Texas (1/26/19)
9 vs. Texas (1/26/19)	FT ATTEMPTS	9 vs. Texas (1/26/19)

2018-19 HIGHLIGHTS:

- ♦ Exploded for a career-high 18 points in the season opener, his third career-most output in a four-game span dating back to last season.
- ♦ Celebrated his 21st birthday while UGA was in the Cayman Islands (on Nov 21) with a double-figure performance against Georgia State.
- ♦ Stellar game at Georgia Tech included a trio of steals and a team-high 13 deflections
- ♦ Double-digit scorer in six of the last 12 games.

CAREER HIGHLIGHTS:

- ♦ AS A FRESHMAN IN 2017-18, logged action in 29 contests, including a trio of starts at LSU, at Auburn and against LSU in Athens.
- ♦ Named to the SEC First-Year Academic Honor Roll.
- ♦ Posted three double-figure scoring outputs, all in the last five games.
- ♦ Showed an amazing increase in production over last six games, producing 44.8 percent (47-of-105) of his points and 41.0 percent (16-of-39) of his assists on the season during that span.
- ♦ PRIOR TO UGA DURING 2017-17, coached by Rodrick Harrison at Mt. Zion

Prep School in Baltimore, Md., where he averaged 19.6 ppg, 6.2 rpg and 7.0 apg and was named the Warriors' MVP.

- ♦ PRIOR TO UGA AT COLLINS HILL HS, coached by Ty Baumgardner during his senior season, where he was named first-team All-Gwinnett County – along with current Georgia teammate Rayshaun Hammonds – by both the Gwinnett Daily Post and the Gwinnett Tipoff Club.

▶ GAME-BY-GAME LINESCORES

Opponent	FGs	3FGs	FTs	OR	DR	RB	PF	PT	A	TO	B	S	MP
SAVANNAH STATE *	6-11	3-6	3-6	1	4	5	0	18	4	2	0	2	20
at Temple *	2-5	1-2	0-0	0	1	1	1	5	1	2	0	0	15
SAM HOUSTON ST. *	1-4	0-3	0-1	1	2	3	2	2	2	2	0	0	13
vs. Illinois State	0-4	0-1	2-2	1	1	2	1	2	3	0	0	0	13
vs. Clemson	1-5	1-4	1-2	0	0	0	0	4	1	1	0	0	14
vs. Ga. State	3-4	1-2	4-5	0	4	4	0	11	3	3	0	0	21
KENNESAW STATE *	3-9	0-3	0-2	2	3	5	0	6	2	0	1	2	20
TEXAS SOUTHERN *	3-7	1-4	3-3	0	1	1	1	10	2	1	0	1	24
ARIZONA STATE *	1-3	1-2	2-2	0	2	2	0	5	0	1	0	0	14
OAKLAND *	4-10	3-7	5-6	0	3	3	3	16	1	4	0	1	29
at Ga. Tech *	5-10	1-4	1-2	0	4	4	1	12	3	1	0	3	30
MASSACHUSETTS *	3-8	1-4	0-0	2	1	3	3	7	1	3	0	1	24
at Tennessee *	1-6	0-4	1-4	0	0	0	0	3	0	2	0	0	17
VANDERBILT *	4-8	1-4	2-3	0	4	4	0	11	2	0	0	1	21
at Auburn *	4-8	2-5	2-2	0	0	0	2	12	1	3	0	0	22
KENTUCKY *	1-6	1-4	2-2	0	2	2	0	5	2	3	0	1	23
FLORIDA *	3-7	1-3	0-0	0	0	0	1	7	2	1	0	0	24
at LSU *	0-0	0-0	2-2	0	2	2	1	2	1	3	0	0	14
TEXAS	5-5	1-1	7-9	0	4	4	1	18	4	6	0	0	22
at Arkansas													
SOUTH CAROLINA													
at Alabama													
OLE MISS													
at Texas A&M													
LSU													
MISSISSIPPI STATE													
at Ole Miss													
AUBURN													
at Florida													
MISSOURI													
at South Carolina													

▶ OVERALL CAREER STATISTICS

	GP-GS	MP-Avg.	FGs	Pct.	3FGs	Pct.	FTs	Pct.	O+R=Tot.-Avg.	PF-D	A	TO	BL	ST	Pts.-Avg.
2017-18	29-3	322-11.1	35-93	.376	12-41	.293	23-51	.451	2+40=42-1.4	26-0	39	30	2	9	105-3.6
2018-19	19-15	380-20.0	50-120	.417	19-63	.302	37-53	.698	7+38=45-2.4	17-0	35	38	1	12	156-8.2
TOTALS	48-18	702-14.6	85-213	.399	31-104	.298	60-104	.577	9+78=87-1.8	43-0	74	68	3	21	261-5.4

▶ SEC CAREER STATISTICS

	GP-GS	MP-Avg.	FGs	Pct.	3FGs	Pct.	FTs	Pct.	O+R=Tot.-Avg.	PF-D	A	TO	BL	ST	Pts.-Avg.
2017-18	16-3	162-10.1	16-41	.390	7-21	.333	7-20	.350	1+16=17-1.1	14-0	16	16	2	5	46-2.9
2018-19	6-6	121-20.2	13-35	.371	5-20	.250	9-13	.692	0+8=8-1.3	4-0	8	12	0	2	40-6.7
TOTALS	22-9	283-12.9	29-76	.382	12-41	.293	16-33	.485	1+24=25-1.1	18-0	24	28	2	7	86-3.9

MISCELLANEOUS STATS

	SEA.	CAR.
DOUBLE-DIGIT POINTS:	8	11
DOUBLE-DIGIT REBOUNDS:	0	0



2 JORDAN HARRIS

6-4 • 190 • JUNIOR • GUARD • IRON CITY, GA.
SEMINOLE COUNTY HIGH SCHOOL • SPORT MANAGEMENT
BORN OCTOBER 9, 1997 IN BLAKELY, GA.

SEASON & CAREER HIGHS

SEASON		CAREER
12 vs. Georgia St. (11/21/18)	POINTS	12 vs. Georgia St. (11/21/18) 12 Ole Miss (1/3/18) 12 Auburn (12/29/16)
7 vs. Kentucky (1/15/19)	REBOUNDS	7 vs. Kentucky (1/15/19)
3 vs. Kennesaw St. (11/27/18)	ASSISTS	5 Ga. Tech (12/20/16)
1 Five times, last vs. Kentucky (1/15/19)	BLOCKS	2 Temple (12/22/17) 2 Ole Miss (1/11/17)
3 vs. Arizona St. (12/15/18)	STEALS	3 vs. Arizona St. (12/15/18) 3 Temple (12/22/17) 3 Ole Miss (1/11/17)
31 vs. Florida (1/19/19)	MINUTES	36 Florida (1/14/17)
5 vs. Georgia St. (11/21/18)	FGs MADE	5 vs. Georgia St. (11/21/18) 5 Ole Miss (1/3/18)
9 vs. Georgia St. (11/21/18)	FG ATTEMPTS	10 Florida (1/14/17)
2 vs. Texas Southern (12/3/18) 2 vs. Kennesaw St. (11/27/18)	3FGs MADE	2 12 times, last vs. Texas Southern (12/3/18)
4 vs. Kentucky (1/15/19)	3FG ATTEMPTS	4 vs. Kentucky (1/15/19) 4 Alabama (1/6/18) 4 Ole Miss (1/11/17) 4 Ga. Tech (12/20/16) (1/6/18)
6 vs. Florida (1/19/19)	FTs MADE	6 vs. Florida (1/19/19)
8 vs. Florida (1/19/19)	FT ATTEMPTS	8 vs. Florida (1/19/19)

2018-19 HIGHLIGHTS:

- One of two Bulldogs – along with Rayshaun Hammonds – to start both exhibitions.
- Equaled his career-high scoring output of 12 points quickly (in 16 MP) and efficiently (5x9 FGs, 2x2 FTs) against Georgia State.
- Logged his first back-to-back double-digit scoring outputs at UGA against Georgia State and Kennesaw State...a feat he repeated versus Florida and LSU.
- Collected career-high rebound counts in consecutive Jan. games. His six at No. 11 Auburn matched his tally against Alabama last Jan. 6...an effort he bested with seven against No. 12 Kentucky three days later.
- Against Florida, earned his first start since his freshman year (Jan. 25, 2017, at Alabama) and responded with a team-high 10 points.
- Missed the Texas contest with a concussion he suffered late in the LSU game.

CAREER HIGHLIGHTS:

- AS A SOPHOMORE IN 2017-18, logged action in 18 of 33 contests, including a 18 of 19 between Nov. 19-Jan. 30.
- Enjoyed a productive first week of 2018, matching his career high with 12 points against Ole Miss on Jan. 3 and grabbing a career-high six boards against Alabama on Jan. 6.

- AS A FRESHMAN IN 2016-17, notched 12 starts including eight SEC outings.
- Finished third on the team in assists and fourth in steals and posted a double-digit scoring performances against Morehouse and Auburn.
- PRIOR TO UGA, coached by Kevin Godwin at Seminole County High School, where he was Georgia's 2015 Class 2A Player of the Year after leading the Indians to their first state title since 1998.
- A first-team All-Georgia selection as a junior by USA Today.
- Over his final two seasons alone at Seminole County, poured in 1,502 points while shooting 55.3 percent from the field, 43.7 percent from 3-point range and 72.9 percent from the line.

GAME-BY-GAME LINESCORES

Opponent	FGs	3FGs	FTs	OR	DR	RB	PF	PT	A	TO	B	S	MP
SAVANNAH STATE	2-4	0-1	0-0	1	1	2	2	4	2	3	1	0	10
at Temple	0-0	0-0	0-0	0	1	1	1	0	0	2	0	0	8
SAM HOUSTON ST.	1-2	1-2	0-0	0	0	0	2	3	0	2	0	0	10
vs. Illinois State	1-1	0-0	0-0	0	1	1	0	2	0	0	0	0	6
vs. Clemson	0-4	0-0	0-0	0	1	1	1	0	1	0	0	0	11
vs. Ga. State	5-9	0-1	2-2	2	3	5	1	12	1	2	0	2	16
KENNESAW STATE	4-6	2-2	0-0	1	4	5	0	10	3	1	1	2	14
TEXAS SOUTHERN	2-2	2-2	1-2	0	3	3	0	7	2	1	1	0	8
ARIZONA STATE	1-2	0-1	1-2	0	2	2	2	3	2	2	0	3	19
OAKLAND	DNP												
at Ga. Tech	2-4	0-0	2-2	0	4	4	1	6	1	1	0	0	17
MASSACHUSETTS	1-1	0-0	0-0	0	1	1	3	2	0	1	0	0	5
at Tennessee	1-3	0-1	0-0	0	0	0	1	2	0	1	0	1	10
VANDERBILT	0-0	0-0	0-0	0	0	0	0	0	0	1	1	0	1
at Auburn	1-4	1-3	2-2	2	4	6	2	5	2	1	0	1	20
KENTUCKY	2-7	1-4	1-1	2	5	7	0	6	1	1	1	0	25
FLORIDA	* 2-7	0-2	6-8	0	2	2	4	10	2	2	0	1	31
at LSU	* 4-8	0-1	2-2	0	5	5	3	10	1	3	0	2	22
TEXAS	DNP												
at Arkansas													
SOUTH CAROLINA													
at Alabama													
OLE MISS													
at Texas A&M													
LSU													
MISSISSIPPI STATE													
at Ole Miss													
AUBURN													
at Florida													
MISSOURI													
at South Carolina													

OVERALL CAREER STATISTICS

	GP-GS	MP-Avg.	FGs	Pct.	3FGs	Pct.	FTs	Pct.	O+R=Tot.-Avg.	PF-D	A	TO	BL	ST	Pts.-Avg.
2016-17	30-12	494-16.5	46-106	.434	22-49	.449	27-37	.730	7+35=42-1.4	47-2	45	56	6	16	141-4.7
2017-18	18-0	285-15.8	21-52	.404	6-22	.273	15-23	.652	5+32=37-2.1	29-1	15	15	3	8	63-3.5
2018-19	17-2	233-13.7	29-64	.453	7-20	.350	17-21	.810	8+37=45-2.6	23-0	18	24	5	12	82-4.8
TOTALS	65-14	1012-15.6	96-222	.432	35-91	.385	59-81	.728	20+104=124-1.9	99-3	78	95	14	36	286-4.4

SEC CAREER STATISTICS

	GP-GS	MP-Avg.	FGs	Pct.	3FGs	Pct.	FTs	Pct.	O+R=Tot.-Avg.	PF-D	A	TO	BL	ST	Pts.-Avg.
2016-17	15-8	287-19.1	22-59	.373	10-28	.357	18-23	.783	3+23=26-1.7	31-2	21	33	3	5	72-4.8
2017-18	9-0	179-19.9	12-30	.400	4-16	.250	12-17	.706	3+21=24-2.7	18-1	11	10	0	2	40-4.4
2018-19	6-2	109-18.2	10-29	.345	2-11	.182	11-13	.846	4+16=20-3.3	10-0	6	9	2	5	33-5.5
TOTALS	30-10	575-19.2	44-118	.373	16-55	.291	41-53	.774	10+60=70-2.3	59-3	38	52	5	12	145-4.8

MISCELLANEOUS STATS

	SEA.	CAR.
DOUBLE-DIGIT POINTS:	4	7
DOUBLE-DIGIT REBOUNDS:	0	0



4 TYREE CRUMP

6-1 • 185 • JUNIOR • GUARD • BAINBRIDGE, GA.
BAINBRIDGE HIGH SCHOOL • SPORT MANAGEMENT
BORN SEPTEMBER 12, 1997 IN BAINBRIDGE, GA.

SEASON & CAREER HIGHS

SEASON		CAREER
25 vs. Texas Southern (12/3/18)	POINTS	25 vs. Texas Southern (12/3/18)
6 vs. Clemson (11/20/18)	REBOUNDS	6 vs. Clemson (11/20/18)
5 vs. Texas (1/26/19)	ASSISTS	5 vs. Texas (1/26/19) 5 Florida (2/14/18)
1 vs. Ga. State (11/21/18)	BLOCKS	1 vs. Ga. State (11/21/18) 1 Miss. State (2/13/18) 1 USC Upstate (11/14/17)
2 vs. Texas Southern (12/3/18)	STEALS	2 vs. Texas Southern (12/3/18) 2 vs. Savannah St. (11/9/18) 2 LSU (2/24/18) 2 Ga. Tech (12/19/17) 2 Massachusetts (12/16/17)
32 vs. Texas (1/26/19)	MINUTES	32 vs. Texas (1/26/19)
8 vs. Texas Southern (12/3/18)	FGs MADE	8 vs. Texas Southern (12/3/18)
11 vs. Savannah St. (11/9/18)	FG ATTEMPTS	13 Saint Mary's (11/26/17)
6 vs. Texas (1/26/19)	3FGs MADE	6 vs. Texas (1/26/19)
9 vs. Savannah St. (11/9/18)	3FG ATTEMPTS	10 Auburn (2/10/18)
6 vs. Arizona St. (12/15/18)	FTs MADE	6 vs. Arizona St. (12/15/18) 6 vs. S. Houston St. (11/16/18) 6 Morehouse (11/30/16)
7 vs. Arizona St. (12/15/18)	FT ATTEMPTS	7 vs. Arizona St. (12/15/18) 7 Tennessee (2/17/18)

2018-19 HIGHLIGHTS:

- ♦ Popped for 14 points in the season opener, with 12 of those coming off a quartet of first-half 3-pointers.
- ♦ At Temple, scored 10 of his 16 points between the 5:09-1:59 marks of the second half.
- ♦ Over the Texas Southern and Arizona State games, raised his scoring average a full three points per game...from 8.6 to 10.6 and then to 11.6.
- ♦ For his career, now 68.0 percent (104-of-153) of his made field goals have been from behind the 3-point arc.
- ♦ Has connected on at least one 3-pointer in 17 of 19 games.

CAREER HIGHLIGHTS:

- ♦ **AS A SOPHOMORE IN 2017-18**, played in 31 of 33 games, with starts at Mississippi State and Vanderbilt.
- ♦ Put up double-figure points in six games, five times versus SEC foes.
- ♦ Exploded for a career-high 17 points in upset victory over No. 21 Saint Mary's at the Wooden Legacy. Scored all of those following halftime. Was 6-of-10 on FGs and 4-of-6 from 3-point range in the second half and OT.
- ♦ **AS A FRESHMAN IN 2016-17**, selected as the team's Sixth Man of the Year in voting of staff and teammates.
- ♦ Posted four double-digit scoring output...three in the season's final 10 games.
- ♦ Scored 13 points in his first career start at Tennessee on Feb. 11, including five straight in 17 seconds that pushed the Bulldogs' lead from one to 70-64.

♦ **PRIOR TO UGA**, coached by Rickey McCullough at Bainbridge High School, where he compiled 2,209 points (20.3 ppg), 469 rebounds (4.3 rpg), 271 assists (2.5 apg) and 192 steals (1.8 spg) over 109 games played.

♦ A three-time All-State performer for the Bearcats.

▶ GAME-BY-GAME LINESCORES

Opponent	FGs	3FGs	FTs	OR	DR	RB	PF	PT	A	TO	B	S	MP
SAVANNAH STATE	4-11	4-9	2-3	1	4	5	0	14	1	1	0	2	20
at Temple	6-8	2-3	2-2	0	3	3	0	16	0	3	0	0	13
SAM HOUSTON ST. *	1-7	1-5	6-6	0	5	5	1	9	2	0	0	1	29
vs. Illinois State	0-2	0-2	0-0	0	1	1	2	0	3	0	0	0	12
vs. Clemson	3-7	2-5	1-2	0	6	6	2	9	4	2	0	0	27
vs. Ga. State	1-2	1-2	0-0	0	1	1	2	3	0	2	1	1	16
KENNESAW STATE	3-6	3-6	0-0	0	1	1	1	9	2	4	0	0	17
TEXAS SOUTHERN	8-10	5-7	4-5	0	2	2	2	25	2	2	0	2	25
ARIZONA STATE	5-10	3-8	6-7	0	1	1	1	19	2	2	0	0	24
OAKLAND	2-8	2-6	0-0	0	1	1	0	6	2	0	0	0	19
at Ga. Tech	3-8	2-7	2-2	0	1	1	1	10	1	1	0	0	17
MASSACHUSETTS	4-6	3-5	3-4	0	2	2	1	14	3	2	0	1	20
at Tennessee	1-8	0-4	4-4	1	2	3	2	6	1	1	0	1	23
VANDERBILT	2-5	2-4	2-2	0	1	1	0	8	4	0	0	0	18
at Auburn	5-10	2-5	2-2	0	0	0	1	14	1	2	0	0	15
KENTUCKY	1-6	1-6	0-0	0	3	3	2	3	1	0	0	0	15
FLORIDA	2-4	1-3	1-2	0	0	0	1	6	1	2	0	0	16
at LSU	2-4	1-2	0-0	0	1	1	1	5	0	0	0	0	16
TEXAS	* 6-9	6-8	3-6	0	3	3	0	21	5	5	0	1	32
at Arkansas													
SOUTH CAROLINA													
at Alabama													
OLE MISS													
at Texas A&M													
LSU													
MISSISSIPPI STATE													
at Ole Miss													
AUBURN													
at Florida													
MISSOURI													
at South Carolina													

▶ OVERALL CAREER STATISTICS

	GP-GS	MP-Avg.	FGs	Pct.	3FGs	Pct.	FTs	Pct.	O+R=Tot.-Avg.	PF-D	A	TO	BL	ST	Pts.-Avg.
2016-17	29-1	207-7.1	33-95	.347	19-58	.328	16-18	.889	3+16=19-0.7	10-0	13	14	0	3	101-3.5
2017-18	31-2	460-14.8	61-175	.349	44-133	.331	34-45	.756	0+37=37-1.2	24-0	39	37	2	12	200-6.5
2018-19	19-2	374-19.7	59-131	.450	41-97	.423	38-47	.809	2+38=40-2.1	20-0	35	29	1	9	197-10.4
TOTALS	79-5	1041-13.2	153-401	.382	104-288	.361	88-110	.800	5+91=96-1.2	54-0	87	80	3	24	498-6.3

▶ SEC CAREER STATISTICS

	GP-GS	MP-Avg.	FGs	Pct.	3FGs	Pct.	FTs	Pct.	O+R=Tot.-Avg.	PF-D	A	TO	BL	ST	Pts.-Avg.
2016-17	15-1	97-6.5	19-46	.413	14-33	.424	7-8	.875	0+12=12-0.8	7-0	7	6	0	0	59-3.9
2017-18	17-2	237-13.9	30-85	.353	23-67	.343	17-25	.680	0+19=19-1.1	15-0	20	20	1	4	100-5.9
2018-19	6-0	103-17.2	13-37	.351	7-24	.292	9-10	.900	1+7=8-1.3	7-0	8	5	0	1	42-7.0
TOTALS	38-3	437-11.5	62-168	.369	44-124	.355	33-43	.767	1+38=39-1.0	29-0	35	31	1	5	201-5.3

MISCELLANEOUS STATS

	SEA.	CAR.
DOUBLE-DIGIT POINTS:	8	18
DOUBLE-DIGIT REBOUNDS:	0	0
DOUBLE-DOUBLES:	0	0
20-POINT GAMES:	2	2



5 JOJO TOPPIN

6-6 • 190 • FRESHMAN • GUARD • BROOKLYN, N.Y.
NORCROSS (GA.) HIGH SCHOOL • UNDECIDED
BORN SEPTEMBER 21, 1999 IN BROOKLYN, N.Y.

SEASON & CAREER HIGHS

SEASON		CAREER
6 vs. Kennesaw St. (11/27/18)	POINTS	6 vs. Kennesaw St. (11/27/18)
3 vs. Savannah St. (11/9/18)	REBOUNDS	3 vs. Savannah St. (11/9/18)
1 vs. Texas Southern (12/3/18)	ASSISTS	1 vs. Texas Southern (12/3/18)
1 vs. Temple (11/13/18)		1 vs. Temple (11/13/18)
1 vs. Savannah St. (11/9/18)		1 vs. Savannah St. (11/9/18)
1 vs. Ga. State (11/21/18)	BLOCKS	1 vs. Ga. State (11/21/18)
1 vs. Tennessee (1/5/19)	STEALS	1 vs. Tennessee (1/5/19)
15 vs. Ga. State (11/21/18)	MINUTES	15 vs. Ga. State (11/21/18)
3 vs. Kennesaw St. (11/27/18)	FGs MADE	3 vs. Kennesaw St. (11/27/18)
4 vs. Ga. State (11/21/18)	FG ATTEMPTS	4 vs. Ga. State (11/21/18)
-	3FGs MADE	-
2 vs. Ga. State (11/21/18)	3FG ATTEMPTS	2 vs. Ga. State (11/21/18)
2 vs. Temple (11/13/18)	FTs MADE	2 vs. Temple (11/13/18)
2 vs. Savannah St. (11/9/18)		2 vs. Savannah St. (11/9/18)
2 vs. Ga. State (11/21/18)	FT ATTEMPTS	2 vs. Ga. State (11/21/18)
2 vs. Temple (11/13/18)		2 vs. Temple (11/13/18)
2 vs. Savannah St. (11/9/18)		2 vs. Savannah St. (11/9/18)

2018-19 HIGHLIGHTS:

- ♦ Won the slam dunk contest at the Bulldogs' preseason StegMania event. Secured the victory by leaping over Tyree Crump, snatching a ball Crump held above his head and passing it between his legs before a windmill finish.
- ♦ Impressive in unofficial debut at a Bulldog in exhibition at UAB, with eight points, three boards and two assists in 17 minutes.

PRIOR TO UGA:

- ♦ Coached by Jesse McMillan at Norcross High School.
- ♦ Tabbed honorable mention All-State by the Atlanta Journal-Constitution following his senior season.
- ♦ Named first-team All-Gwinnett County by the Gwinnett Tipoff Club as a senior in voting of coaches.
- ♦ Helped lead Norcross to a combined 54-10 record during his junior and senior seasons and back-to-back appearances in the championship game of the Class 7A state tournament.
- ♦ Came off the bench as a junior, playing behind current Georgia teammate Louisville) and Jordan Goldwire (Duke).

▶ GAME-BY-GAME LINESCORES

Opponent	FGs	3FGs	FTs	OR	DR	RB	PF	PT	A	TO	B	S	MP
SAVANNAH STATE	1-2	0-1	2-2	1	2	3	2	4	1	1	0	0	11
at Temple	0-1	0-0	2-2	0	0	0	1	2	1	1	0	0	7
SAM HOUSTON ST.	1-1	0-0	0-0	0	1	1	0	2	0	1	0	0	2
vs. Illinois State	0-0	0-0	0-0	1	0	1	0	0	0	1	0	0	1
vs. Clemson	0-0	0-0	0-0	0	0	0	0	0	0	0	0	0	5
vs. Ga. State	0-4	0-2	1-2	1	1	2	1	1	0	0	1	0	15
KENNESAW STATE	3-3	0-0	0-0	1	0	1	2	6	0	0	0	0	9
TEXAS SOUTHERN	1-3	0-0	0-0	1	0	1	1	2	1	0	0	0	9
ARIZONA STATE	0-0	0-0	0-0	0	0	0	1	0	0	1	0	0	4
OAKLAND	0-1	0-0	0-0	0	0	0	1	0	0	1	0	0	6
at Ga. Tech	0-0	0-0	0-0	0	0	0	1	0	0	1	0	0	2
MASSACHUSETTS	0-0	0-0	0-0	0	0	0	0	0	0	0	0	0	1
at Tennessee	0-2	0-0	0-0	0	0	0	1	0	0	0	0	1	8
VANDERBILT	DNP												
at Auburn	DNP												
KENTUCKY	DNP												
FLORIDA	1-1	0-0	0-0	1	1	2	1	2	0	0	0	0	2
at LSU	0-0	0-0	0-0	0	0	0	0	0	0	1	0	0	3
TEXAS	DNP												
at Arkansas													
SOUTH CAROLINA													
at Alabama													
OLE MISS													
at Texas A&M													
LSU													
MISSISSIPPI STATE													
at Ole Miss													
AUBURN													
at Florida													
MISSOURI													
at South Carolina													

▶ OVERALL CAREER STATISTICS

	GP-GS	MP-Avg.	FGs	Pct.	3FGs	Pct.	FTs	Pct.	O+R=Tot.-Avg.	PF-D	A	TO	BL	ST	Pts.-Avg.
2018-19	15-0	85-5.7	7-18	.389	0-3	.000	5-6	.833	6+5=11-0.7	12-0	3	8	1	1	19-1.3
TOTALS	15-0	85-5.7	7-18	.389	0-3	.000	5-6	.833	6+5=11-0.7	12-0	3	8	1	1	19-1.3

▶ SEC CAREER STATISTICS

	GP-GS	MP-Avg.	FGs	Pct.	3FGs	Pct.	FTs	Pct.	O+R=Tot.-Avg.	PF-D	A	TO	BL	ST	Pts.-Avg.
2018-19	3-0	13-4.3	1-3	.333	0-0	.000	0-0	.000	1+1=2-0.7	2-0	0	1	0	1	2-0.7
TOTALS	3-0	13-4.3	1-3	.333	0-0	.000	0-0	.000	1+1=2-0.7	2-0	0	1	0	1	2-0.7

MISCELLANEOUS STATS

	SEA.	CAR.
DOUBLE-DIGIT POINTS:	0	0
DOUBLE-DIGIT REBOUNDS:	0	0



11 CHRISTIAN HARRISON

6-4 • 200 • R-SENIOR • GUARD • ATLANTA, GA.
TR.-TROY UNIVERSITY • FINANCE & REAL ESTATE
BORN MARCH 6, 1996 IN ATLANTA, GA.

SEASON & CAREER HIGHS

SEASON		CAREER
2 Five times, last vs. Tennessee (1/5/19)	POINTS	4 Ark.-Little Rock (2/21/15)
1 Five times, last vs. Tennessee (1/5/19)	REBOUNDS	5 Arkansas St. (1/24/15)
1 vs. Ga. Tech (12/22/18)	ASSISTS	1 vs. Ga. Tech (12/22/18) 1 Ark.-Little Rock (2/21/15) 1 Ga. Southern (1/17/15)
-	BLOCKS	1 Ark.-Little Rock (2/21/15) 1 Ga. Southern (2/19/15) 1 Georgia (11/21/14)
1 vs. Tennessee (1/5/19) 1 vs. Ga. Tech (12/22/18)	STEALS	3 Reinhardt (11/15/15) 3 Ark.-Little Rock (2/21/15)
10 vs. Tennessee (1/5/19)	MINUTES	13 Ga. State (2/28/15)
1 vs. Tennessee (1/5/19) 1 vs. UMass (12/30/18) 1 vs. Kennesaw St. (11/27/18) 1 vs. Savannah St. (11/9/18)	FGs MADE	1 Nine times, last vs. Tennessee (1/5/19)
1 vs. Tennessee (1/5/19) 1 vs. UMass (12/30/18) 1 vs. Kennesaw St. (11/27/18) 1 vs. Savannah St. (11/9/18)	FG ATTEMPTS	2 Ga. State (2/28/15) 2 Arkansas St. (1/24/15) 2 Ga. State (1/10/15) 2 UT-Arlington (1/5/15)
-	3FGs MADE	1 Ga. State (2/28/15)
-	3FG ATTEMPTS	2 Ga. State (2/28/15)
2 vs. Oakland (2/18/18)	FTs MADE	4 Ark.-Little Rock (2/21/15)
4 vs. Oakland (2/18/18)	FT ATTEMPTS	6 Ark.-Little Rock (2/21/15)

2018-19 HIGHLIGHTS:

- ♦ Scored his first points at UGA on a dunk with 35 seconds left in the season opener.
- ♦ Of his four FGs this season, three have been dunks.
- ♦ Logged his most significant action as a Bulldog at Ga. Tech. Not showing up on linescore was defensive pressure that resulted in a GT walking violation.
- ♦ Started the second half at Tennessee and played 10 minutes in the period.
- ♦ After playing in three of the first nine games (and averaging 2.0 mpg), saw action in each of the next five outings (at 5.8 mpg).

CAREER HIGHLIGHTS:

- ♦ **AS A REDSHIRT JUNIOR IN 2017-18**, played in two games, against Bryant and an SEC Tournament vs. Vanderbilt.
- ♦ Delivered a double-pump dunk and collected a pair of steals during four minutes of action in exhibition win over Valdosta State.
- ♦ **AT UGA IN 2016-17**, joined the Bulldogs in the fall of 2016 as a walk-on after being a scholarship player at Troy for two seasons. Per NCAA rules, practiced with the team but did not participate in games.
- ♦ **AS A SOPHOMORE AT TROY IN 2015-16**, saw action in just one contest against Reinhardt in the second game of the season. Received a medical redshirt for the 2015-16 season to retain his sophomore year.
- ♦ **AS A FRESHMAN AT TROY IN 2014-15**, logged playing time in 22 contests.
- ♦ Scored the first time he touched the ball on a dunk against Brewton-Parker.
- ♦ **PRIOR TO COLLEGE**, coached by Anthony Thomas at Woodward Academy and averaged 11.0 ppg, 8.0 rpg, 4.0 apg and 2.0 bpg as a senior.

- ♦ Helped lead Woodward to a 26-6 finish and reach the quarterfinals of the 2012 3A state tourney as a junior.
- ♦ From an extremely athletic family. The nephew of former NBA standout Buck Williams, who played for the Portland Trailblazers, New Jersey Nets and New York Knicks from 1981-88. In addition, his brother, Emerson, played soccer at both the Navy and Appalachian State, and his sister, Lauren, is a freshman volleyball player at North Carolina.

▶ GAME-BY-GAME LINESCORES

Opponent	FGs	3FGs	FTs	OR	DR	RB	PF	PT	A	TO	B	S	MP
SAVANNAH STATE	1-1	0-0	0-0	0	0	0	0	2	0	0	0	0	2
at Temple	DNP												
SAM HOUSTON ST.	DNP												
vs. Illinois State	DNP												
vs. Clemson	DNP												
vs. Ga. State	0-0	0-0	0-0	0	1	1	1	0	0	0	0	0	2
KENNESAW STATE	1-1	0-0	0-0	0	1	1	0	2	0	0	0	0	2
TEXAS SOUTHERN	DNP												
ARIZONA STATE	DNP												
OAKLAND	0-0	0-0	2-4	1	0	1	0	2	0	1	0	0	6
at Ga. Tech	0-0	0-0	0-0	0	0	0	0	0	1	0	0	1	6
MASSACHUSETTS	1-1	0-0	0-0	1	0	1	2	2	0	0	0	0	5
at Tennessee	1-1	0-0	0-1	0	1	1	1	2	0	0	0	1	10
VANDERBILT	0-0	0-0	0-0	0	0	0	0	0	0	0	0	0	2
at Auburn	DNP												
KENTUCKY	DNP												
FLORIDA	0-0	0-0	0-0	0	0	0	1	0	0	0	0	0	0+
at LSU	DNP												
TEXAS	0-0	0-0	0-0	0	0	0	1	0	0	0	0	0	2
at Arkansas													
SOUTH CAROLINA													
at Alabama													
OLE MISS													
at Texas A&M													
LSU													
MISSISSIPPI STATE													
at Ole Miss													
AUBURN													
at Florida													
MISSOURI													
at South Carolina													

▶ OVERALL CAREER STATISTICS

	GP-GS	MP-Avg.	FGs	Pct.	3FGs	Pct.	FTs	Pct.	O+R=Tot.-Avg.	PF-D	A	TO	BL	ST	Pts.-Avg.
2015-16	22-0	116-5.3	6-14	.429	1-3	.333	6-10	.600	10+13=23-1.0	14-0	2	4	3	6	19-0.9
2016-17	1-0	8-8.0	0-0	.000	0-0	.000	0-0	.000	0+0=0-0.0	2-0	0	1	0	3	0-0.0
2017-18	2-0	3-1.5	0-0	.000	0-0	.000	0-0	.000	0+1=1-0.5	0-0	0	0	0	0	0-0.0
2018-19	10-0	37-3.7	4-4	1.000	0-0	.000	2-5	.400	2+3=5-0.5	6-0	1	1	0	2	10-1.0
TOTALS	35-0	166-4.7	10-18	.556	1-3	.333	8-15	.533	12+17=29-0.8	22-0	3	6	3	11	29-0.8

▶ SEC CAREER STATISTICS

	GP-GS	MP-Avg.	FGs	Pct.	3FGs	Pct.	FTs	Pct.	O+R=Tot.-Avg.	PF-D	A	TO	BL	ST	Pts.-Avg.
2017-18	0-0														
2018-19	3-0	12-4.0	1-1	1.000	0-0	.000	0-1	.000	0+1=1-0.3	2-0	0	0	0	1	2-0.7
TOTALS	3-0	12-4.0	1-1	1.000	0-0	.000	0-1	.000	0+1=1-0.3	2-0	0	0	0	1	2-0.7

MISCELLANEOUS STATS

	SEA.	CAR.
DOUBLE-DIGIT POINTS:	0	0
DOUBLE-DIGIT REBOUNDS:	0	0



13 E'TORRIOR WILRIDGE

6-6 • 220 • SENIOR • FORWARD • BEAUMONT, TEXAS
CENTRAL MEDICAL MAGNET HIGH SCHOOL • SPORT MANAGEMENT
BORN OCTOBER 24, 1996 IN BEAUMONT, TEXAS

SEASON & CAREER HIGHS

SEASON		CAREER
8 vs. Florida (1/19/19)	POINTS	8 vs. Florida (1/19/19) 8 LSU (2/25/17) 8 Chattanooga (11/13/15)
8 vs. Florida (1/19/19)	REBOUNDS	8 vs. Florida (1/19/19) 8 High Point (11/25/15)
4 vs. Texas (1/26/19) 4 vs. S. Houston St. (11/16/18)	ASSISTS	5 USC Upstate (11/14/17)
3 vs. Ga. Tech (12/22/18)	BLOCKS	3 vs. Ga. Tech (12/22/18)
3 vs. Texas (1/26/19)	STEALS	3 vs. Texas (1/26/19)
29 vs. Texas (1/26/19)	MINUTES	36 Alabama (2/23/17)
2 Five times, last vs. Florida (1/19/19)	FGs MADE	3 LSU (2/25/17) 3 Morehouse (11/30/16) 3 Chattanooga (11/13/15)
4 vs. LSU (1/23/19) 4 vs. Tennessee (1/5/19) 4 vs. Ga. Tech (12/22/18)	FG ATTEMPTS	6 USC Upstate (11/14/17) 6 LSU (2/25/17)
1 vs. Texas (1/26/19) 1 vs. Savannah St. (11/9/18)	3FGs MADE	2 Kentucky (3/10/17) 2 LSU (2/25/17)
2 vs. Auburn (1/12/19)	3FG ATTEMPTS	5 LSU (2/25/17)
4 vs. Florida (1/19/19) 4 vs. UMass (12/30/18) 4 vs. Arizona St. (12/15/18)	FTs MADE	4 vs. Florida (1/19/19) vs. UMass (12/30/18) 4 vs. Arizona St. (12/15/18)
6 vs. Arizona St. (12/15/18)	FT ATTEMPTS	6 vs. Arizona St. (12/15/18) 6 Chattanooga (11/13/15)

2018-19 HIGHLIGHTS:

- It won't show up in the box score but after not playing in the first half of exhibition at UAB, he changed momentum of the game with his effort and energy.
- Suffered a blow to the nose in the second half vs. Clemson that resulted in concussion-like symptoms...and kept him out of action for the next three games.
- Equaled his career highs with eight points and eight boards against Florida.
- Sorry for the kiss of death "Toe" but we have to draw attention to the fact that a 47.1 pct. career FT shooter entering his senior year is hitting 78.1 pct. this season.

CAREER HIGHLIGHTS:

- AS A JUNIOR IN 2017-18, started the first five games and 12 of the first 21.
- AS A SOPHOMORE IN 2016-17, tabbed UGA's Most Improved Player in voting of staff and teammates.
- Saw a considerable jump in his playing time – and contributions – during the final nine games. After coming off the bench averaging 1.3 ppg, 0.6 apg and 9.3 mpg in first 25 contests, started eight of the last nine outings and upped those outputs to 3.8 ppg, 2.0 apg and 31.6 mpg thereafter.
- AS A FRESHMAN IN 2015-16, played in 33 games, most of any Bulldog not to start at least one game.
- Though a small sample size, hit a team-best 55.2 percent of his FGs.
- PRIOR TO UGA, coached by Robert Lee at Beaumont Central Medical Magnet High, where he was a two-time first-team All-State honoree by the Texas

Association of Basketball Coaches.

- Named second-team All-Texas by USA Today in 2015.
- Averaged a double-double during his last three years – 19.5 points and 12.0 rebounds as a senior; 22.3 points and 12.1 rebounds as a junior; and 14.8 points and 13.0 rebounds as a sophomore.
- His mother, Cicely, played at Odessa Junior College from 1992-94, helping the Wranglers compile a combined 55-12 record and earn final national rankings of No. 4 in 1992-93 and No. 10 in 1993-94.

OVERALL CAREER STATISTICS

	GP-GS	MP-Avg.	FGs	Pct.	3FGs	Pct.	FTs	Pct.	O+R=Tot.-Avg.	PF-D	A	TO	BL	ST	Pts.-Avg.
2015-16	33-0	300-9.1	16-29	.552	3-10	.300	8-18	.444	6+39=45-1.4	18-0	20	21	12	2	43-1.3
2016-17	29-8	470-16.2	22-48	.458	9-27	.333	7-17	.412	5+42=47-1.6	26-0	34	18	12	11	60-2.1
2017-18	29-12	289-10.0	10-35	.286	3-24	.125	9-16	.563	6+26=32-1.1	7-0	21	18	6	5	32-1.1
2018-19	16-2	317-19.8	15-36	.417	2-12	.167	25-32	.781	11+29=40-2.5	21-0	26	22	12	9	57-3.6
TOTALS	107-22	1376-12.9	63-148	.426	17-73	.233	49-83	.590	28+136=164-1.5	72-0	101	79	42	27	192-1.8

SEC CAREER STATISTICS

	GP-GS	MP-Avg.	FGs	Pct.	3FGs	Pct.	FTs	Pct.	O+R=Tot.-Avg.	PF-D	A	TO	BL	ST	Pts.-Avg.
2015-16	17-0	116-6.8	4-10	.400	2-4	.500	2-4	.500	3+18=21-1.2	5-0	9	10	4	0	12-0.7
2016-17	15-5	261-17.4	11-24	.458	5-14	.357	4-10	.400	3+25=28-1.9	16-0	17	11	9	4	31-2.1
2017-18	14-6	117-8.4	4-16	.250	2-12	.167	1-1	1.000	2+7=9-0.6	1-0	6	7	1	0	11-0.8
2018-19	6-1	115-19.2	3-17	.176	0-6	.000	9-10	.900	5+12=17-2.8	6-0	10	11	3	2	15-2.5
TOTALS	52-12	609-11.7	22-67	.328	9-36	.250	16-25	.640	13+62=75-1.4	28-0	42	39	17	6	69-1.3

GAME-BY-GAME LINESCORES

Opponent	FGs	3FGs	FTs	OR	DR	RB	PF	PT	A	TO	B	S	MP
SAVANNAH STATE	2-2	1-1	0-0	0	1	1	1	5	0	1	1	1	11
at Temple	1-2	0-1	3-4	1	2	3	2	5	1	1	1	1	26
SAM HOUSTON ST.	2-3	0-1	2-3	1	3	4	1	6	4	0	2	1	24
vs. Illinois State	1-2	0-1	0-0	1	3	4	4	2	2	0	0	0	22
vs. Clemson	2-2	0-0	0-0	0	1	1	0	4	0	1	0	0	20
vs. Ga. State	DNP												
KENNESAW STATE	DNP												
TEXAS SOUTHERN	DNP												
ARIZONA STATE	1-2	0-0	4-6	0	1	1	1	6	1	1	1	1	22
OAKLAND	0-0	0-0	0-0	0	2	2	2	0	3	0	1	0	12
at Ga. Tech	2-4	0-1	2-2	0	0	0	2	6	0	3	3	0	20
MASSACHUSETTS	0-0	0-0	4-5	1	1	2	2	4	1	1	0	0	16
at Tennessee	0-4	0-1	0-0	0	2	2	0	0	1	0	0	0	18
VANDERBILT	1-4	0-1	2-2	1	1	2	2	4	3	2	2	0	19
at Auburn	0-2	0-2	0-0	0	3	3	0	0	1	0	1	2	17
KENTUCKY	0-1	0-1	1-2	0	0	0	2	1	1	2	0	0	15
FLORIDA	2-2	0-0	4-4	4	4	8	2	8	2	2	0	0	28
at LSU	* 0-4	0-1	2-2	0	2	2	0	2	2	5	0	0	18
TEXAS	* 1-2	1-1	1-2	2	3	5	0	4	4	3	0	3	29
at Arkansas													
SOUTH CAROLINA													
at Alabama													
OLE MISS													
at Texas A&M													
LSU													
MISSISSIPPI STATE													
at Ole Miss													
AUBURN													
at Florida													
MISSOURI													
at South Carolina													

MISCELLANEOUS STATS

	SEA.	CAR.
DOUBLE-DIGIT POINTS:	0	0
DOUBLE-DIGIT REBOUNDS:	0	0



14 TYE FAGAN

6-3 • 185 • FRESHMAN • GUARD • THOMASTON, GA.
UPSON-LEE HIGH SCHOOL • UNDECIDED
BORN SEPTEMBER 12, 1999 IN THOMASTON, GA.

SEASON & CAREER HIGHS

SEASON		CAREER
8 vs. Illinois St. (11/19/18)	POINTS	8 vs. Illinois St. (11/19/18)
8 vs. S. Houston St. (11/16/18)		8 vs. S. Houston St. (11/16/18)
8 vs. Temple (11/13/18)		8 vs. Temple (11/13/18)
6 vs. Texas Southern (12/3/18)	REBOUNDS	6 vs. Texas Southern (12/3/18)
4 vs. Texas Southern (12/3/18)	ASSISTS	4 vs. Texas Southern (12/3/18)
4 vs. Savannah St. (11/9/18)		4 vs. Savannah St. (11/9/18)
1 vs. UMass (12/30/18)	BLOCKS	1 vs. UMass (12/30/18)
1 vs. Arizona St. (12/15/18)		1 vs. Arizona St. (12/15/18)
1 vs. Georgia St. (11/21/18)		1 vs. Georgia St. (11/21/18)
1 vs. Illinois St. (11/19/18)		1 vs. Illinois St. (11/19/18)
1 vs. Savannah St. (11/9/18)		1 vs. Savannah St. (11/9/18)
1 vs. Clemson (11/20/18)	STEALS	1 vs. Clemson (11/20/18)
1 vs. Illinois St. (11/19/18)		1 vs. Illinois St. (11/19/18)
1 vs. Temple (11/13/18)		1 vs. Temple (11/13/18)
1 vs. Savannah St. (11/9/18)		1 vs. Savannah St. (11/9/18)
36 vs. Illinois St. (11/19/18)	MINUTES	36 vs. Illinois St. (11/19/18)
3 vs. Arizona St. (12/15/18)	FGs MADE	3 vs. Arizona St. (12/15/18)
3 vs. Clemson (11/20/18)		3 vs. Clemson (11/20/18)
3 vs. Illinois St. (11/19/18)		3 vs. Illinois St. (11/19/18)
3 vs. S. Houston St. (11/16/18)		3 vs. S. Houston St. (11/16/18)
5 vs. Illinois St. (11/19/18)	FG ATTEMPTS	5 vs. Illinois St. (11/19/18)
1 vs. Clemson (11/20/18)	3FGs MADE	1 vs. Clemson (11/20/18)
1 vs. S. Houston St. (11/16/18)		1 vs. S. Houston St. (11/16/18)
2 Georgia St. (11/21/18)	3FG ATTEMPTS	2 Georgia St. (11/21/18)
2 vs. Clemson (11/20/18)		2 vs. Clemson (11/20/18)
4 vs. Temple (11/13/18)	FTs MADE	4 vs. Temple (11/13/18)
4 vs. Temple (11/13/18)	FT ATTEMPTS	4 vs. Temple (11/13/18)

2018-19 HIGHLIGHTS:

- ♦ Supplied a thorough linescore – three points, three boards, four assists, an assist and a steal – in the season opener.
- ♦ The loss at Temple was his first representing his school in 66 games...dating back to his sophomore year of high school. Prior to setback in Philly, last "L" was on Feb. 17, 2016...a span of exactly 1,000 days.
- ♦ Secured his first collegiate start against Illinois State and logged 36 minutes against the Redbirds.
- ♦ Though a much smaller sample than teammates, is shooting team-bests of 55.3 percent from the floor and 100 percent at the line.

PRIOR TO UGA:

- ♦ Coached by Darrell Lockhart at Upson-Lee High, where he was named the Class 4A State Player of the Year as both a junior and a senior.
- ♦ Tabbed second-team All-Georgia by USA Today as a senior.
- ♦ Led the Upson-Lee Knights to back-to-back state titles and undefeated seasons in 2017 and 2018.
- ♦ Upson-Lee was a combined 63-0 during his junior and senior campaigns, which represents the third-longest winning streak in boys' basketball history for Georgia high schools.
- ♦ Scored a school-record 2,038 points for the Knights.
- ♦ As a senior, averaged 25.0 points, 7.3 rebounds, 4.6 assists, 2.4 steals and 1.5 assists for 31-0 Upson-Lee.

▶ GAME-BY-GAME LINESCORES

Opponent	FGs	3FGs	FTs	OR	DR	RB	PF	PT	A	TO	B	S	MP
SAVANNAH STATE	1-2	0-1	1-1	0	3	3	0	3	4	3	1	1	17
at Temple	2-2	0-0	4-4	0	2	2	1	8	1	0	0	1	19
SAM HOUSTON ST.	3-4	1-1	1-1	0	0	0	0	8	1	0	0	0	21
vs. Illinois State	* 3-5	0-0	2-2	2	3	5	1	8	1	5	1	1	36
vs. Clemson	* 3-4	1-2	0-0	0	0	0	2	7	0	5	0	1	23
vs. Ga. State	* 1-4	0-2	0-0	0	2	2	1	2	2	3	1	0	17
KENNESAW STATE	2-2	0-0	0-0	1	1	2	1	4	0	2	0	0	11
TEXAS SOUTHERN	2-4	0-1	0-0	3	3	6	0	4	4	0	0	0	22
ARIZONA STATE	3-3	0-0	0-0	3	0	3	0	6	1	1	1	0	12
OAKLAND	1-2	0-1	0-0	2	0	2	1	2	2	1	0	0	7
at Ga. Tech	0-0	0-0	0-0	0	0	0	1	0	0	1	0	0	3
MASSACHUSETTS	1-3	0-0	0-0	0	1	1	0	2	0	0	1	0	10
at Tennessee	1-2	0-0	0-0	0	1	1	1	2	0	0	0	0	10
VANDERBILT	1-3	0-1	0-0	1	3	4	0	2	0	1	0	0	7
at Auburn	0-0	0-0	0-0	0	0	0	0	0	0	0	0	0	4
KENTUCKY	1-3	0-0	0-0	1	2	3	0	2	1	0	0	0	10
FLORIDA	0-2	0-0	0-0	0	0	0	1	0	0	1	0	0	9
at LSU	1-2	0-0	2-2	1	1	2	1	4	1	1	0	0	14
TEXAS	DNP												
at Arkansas													
SOUTH CAROLINA													
at Alabama													
OLE MISS													
at Texas A&M													
LSU													
MISSISSIPPI STATE													
at Ole Miss													
AUBURN													
at Florida													
MISSOURI													
at South Carolina													

▶ OVERALL CAREER STATISTICS

	GP-GS	MP-Avg.	FGs	Pct.	3FGs	Pct.	FTs	Pct.	O+R=Tot.-Avg.	PF-D	A	TO	BL	ST	Pts.-Avg.
2018-19	18-3	252-14.0	26-47	.553	2-9	.222	10-10	1.000	14+22=36-2.0	11-0	18	24	5	4	64-3.6
TOTALS	18-3	252-14.0	26-47	.553	2-9	.222	10-10	1.000	14+22=36-2.0	11-0	18	24	5	4	64-3.6

▶ SEC CAREER STATISTICS

	GP-GS	MP-Avg.	FGs	Pct.	3FGs	Pct.	FTs	Pct.	O+R=Tot.-Avg.	PF-D	A	TO	BL	ST	Pts.-Avg.
2018-19	6-0	54-9.0	4-12	.333	0-1	.000	2-2	1.000	3+7=10-1.7	3-0	2	3	0	0	10-1.7
TOTALS	6-0	54-9.0	4-12	.333	0-1	.000	2-2	1.000	3+7=10-1.7	3-0	2	3	0	0	10-1.7

MISCELLANEOUS STATS

	SEA.	CAR.
DOUBLE-DIGIT POINTS:	0	0
DOUBLE-DIGIT REBOUNDS:	0	0



20 RAYSHAUN HAMMONDS

6-8 • 235 • SOPHOMORE • FORWARD • NORCROSS, GA.
NORCROSS HIGH SCHOOL • UNDECIDED
BORN NOVEMBER 10, 1998 IN AUGUSTA, GA.

SEASON & CAREER HIGHS

SEASON		CAREER
31 vs. Illinois St. (11/19/18)	POINTS	31 vs. Illinois St. (11/19/18)
11 vs. Oakland (2/18/18)	REBOUNDS	12 Cal St. Fullerton (11/23/17)
4 vs. Texas (1/26/19)	ASSISTS	5 Saint Mary's (11/26/17)
4 vs. Auburn (1/12/19)		
2 vs. Vanderbilt (1/9/19)	BLOCKS	2 vs. Vanderbilt (1/9/19)
		2 Florida (2/14/18)
3 vs. Texas (1/26/19)	STEALS	3 vs. Texas (1/26/19)
3 vs. UMass (12/30/18)		3 vs. UMass (12/30/18)
		3 Marquette (12/2/17)
33 vs. UMass (12/30/18)	MINUTES	36 Tennessee (3/3/18)
33 vs. S. Houston St. (11/16/18)		36 S. Carolina (1/13/18)
		36 Cal St. Fullerton (11/23/17)
11 vs. Illinois St. (11/19/18)	FGs MADE	11 vs. Illinois St. (11/19/18)
22 vs. Illinois St. (11/19/18)	FG ATTEMPTS	22 vs. Illinois St. (11/19/18)
3 vs. Arizona St. (12/15/18)	3FGs MADE	3 vs. Arizona St. (12/15/18)
6 vs. Vanderbilt (1/9/19)	3FG ATTEMPTS	6 vs. Vanderbilt (1/9/19)
8 vs. UMass (12/30/18)	FTs MADE	8 vs. UMass (12/30/18)
8 vs. Illinois St. (11/19/18)		8 vs. Illinois St. (11/19/18)
9 vs. UMass (12/30/18)	FT ATTEMPTS	9 vs. UMass (12/30/18)
9 vs. Illinois St. (11/19/18)		9 vs. Illinois St. (11/19/18)
		9 LSU (2/24/18)

2018-19 HIGHLIGHTS:

- ◇ Georgia's leading scorer in an exhibition win at UAB, with seven of his 13 points coming in the final 4:01 as UGA turned a 51-47 deficit into a 56-54 win.
- ◇ Exploded for a career-high 31 points against Illinois State in the Cayman Islands Classic, scoring 18 points in the first half alone.
- ◇ The only SEC player this season to have a 30-point, 0 TO performance this season...a feat that only happened twice in the SEC in 2017-18.
- ◇ Posted his first career double-double against Oakland.
- ◇ Bounced back well from scoreless outings at Tennessee – put up 19 points (all in the second half) against Vanderbilt – at Florida – scored a team-high 18 points at LSU.

CAREER HIGHLIGHTS:

- ◇ AS A FRESHMAN IN 2017-18, played in all 33 games with 26 starts.
- ◇ Produced double-digit scoring outputs in 13 games. Reached double figures in eight games against SEC opposition, including four of six contests vs. ranked league opponents.
- ◇ Became the first UGA freshman to start a season opener since Kentavious Caldwell-Pope in 2011-12.

- ◇ Also the first Bulldog to start his career with three-straight double-figure scoring outings since KCP.
- ◇ Impressive in the SEC opener at Kentucky, scoring 12 points on 5-of-7 shooting and grabbing five boards.
- ◇ Poured in a season-high 21 points against LSU in Athens, the most by a Bulldog freshman since KCP's 25 against Ole Miss in 2012.
- ◇ PRIOR TO UGA, coached by Jesse McMillan at Norcross High, where he was named first-team All-State by the Atlanta Journal-Constitution as both a junior (Class 6A) and a senior (Class 7A).
- ◇ During three seasons at Norcross, scored 1,371 points (16.1 ppg), grabbed 824 boards (9.7 rpg), blocked 132 shots and had 128 assists.
- ◇ Helped Norcross post a combined 79-17 record (26-6, 26-4 and 27-7) over his three campaigns and a runner-up finish in the Class 7A state tournament as a senior.
- ◇ In 85 career games played with the Blue Devils, notched 62 double-digit scoring outputs, with 29 20-point and four 30-point performances.

▶ GAME-BY-GAME LINESCORES

Opponent	FGs	3FGs	FTs	OR	DR	RB	PF	PT	A	TO	B	S	MP
SAVANNAH STATE *	3-5	0-0	3-6	0	9	9	1	9	2	1	1	1	22
at Temple *	6-8	1-1	0-0	0	1	1	5	13	3	2	0	1	17
SAM HOUSTON ST. *	5-11	0-3	5-5	1	6	7	1	15	0	4	1	1	33
vs. Illinois State *	11-22	1-2	8-9	3	4	7	2	31	2	0	0	1	31
vs. Clemson *	3-6	1-3	0-1	0	7	7	4	7	0	2	1	0	21
vs. Ga. State *	4-9	2-5	2-2	2	2	4	1	12	3	3	1	0	25
KENNESAW STATE *	6-8	0-0	2-3	2	6	8	3	14	3	2	1	1	23
TEXAS SOUTHERN *	5-11	1-1	3-4	4	4	8	3	14	1	3	1	0	24
ARIZONA STATE *	6-9	3-4	4-4	1	5	6	5	19	1	3	1	1	27
OAKLAND *	7-12	1-3	2-2	2	9	11	3	17	1	2	0	0	30
at Ga. Tech *	4-10	1-2	2-2	3	4	7	4	11	2	2	0	1	23
MASSACHUSETTS *	4-6	2-4	8-9	3	5	8	4	18	1	2	0	3	33
at Tennessee *	0-4	0-2	0-0	0	1	1	4	0	2	1	0	1	16
VANDERBILT *	6-13	2-6	5-5	2	4	6	3	19	0	3	2	0	29
at Auburn *	2-6	1-2	4-5	3	7	10	3	9	4	5	0	2	25
KENTUCKY *	3-8	1-5	4-5	1	3	4	3	11	1	2	0	1	27
FLORIDA *	0-4	0-2	0-0	1	5	6	3	0	0	4	0	0	15
at LSU *	7-11	2-4	2-3	1	2	3	5	18	3	0	0	1	24
TEXAS *	7-11	0-0	0-0	2	7	9	5	14	4	6	1	3	29
at Arkansas													
SOUTH CAROLINA													
at Alabama													
OLE MISS													
at Texas A&M													
LSU													
MISSISSIPPI STATE													
at Ole Miss													
AUBURN													
at Florida													
MISSOURI													
at South Carolina													

▶ OVERALL CAREER STATISTICS

	GP-GS	MP-Avg.	FGs	Pct.	3FGs	Pct.	FTs	Pct.	O+R=Tot.-Avg.	PF-D	A	TO	BL	ST	Pts.-Avg.
2017-18	33-26	797-24.2	82-195	.421	16-56	.286	41-59	.695	49+113=162-4.9	81-1	45	43	6	15	221-6.7
2018-19	19-19	474-24.9	89-174	.511	19-49	.388	54-65	.831	31+91=122-6.4	62-4	33	47	10	18	251-13.2
TOTALS	52-45	1271-24.4	171-369	.463	35-105	.333	95-124	.766	80+204=284-5.5	143-5	78	90	16	33	472-9.1

▶ SEC CAREER STATISTICS

	GP-GS	MP-Avg.	FGs	Pct.	3FGs	Pct.	FTs	Pct.	O+R=Tot.-Avg.	PF-D	A	TO	BL	ST	Pts.-Avg.
2017-18	18-11	400-22.2	40-110	.364	7-31	.226	23-31	.742	25+63=88-4.9	44-1	21	27	3	4	110-6.1
2018-19	6-6	136-22.7	18-46	.391	6-21	.286	15-18	.833	8+22=30-5.0	21-1	10	15	2	5	57-9.5
TOTALS	24-17	536-22.3	58-156	.372	13-52	.250	38-49	.776	33+85=118-4.9	65-2	31	42	5	9	167-7.0

MISCELLANEOUS STATS

	SEA.	CAR.
DOUBLE-DIGIT POINTS:	14	27
DOUBLE-DIGIT REBOUNDS:	2	3
DOUBLE-DOUBLES:	1	1
20-POINT GAMES:	1	2
30-POINT GAMES:	1	1



24 CONNOR O'NEILL

6-6 • 220 • SENIOR • FORWARD • ROSWELL, GA.
TILTON (N.H.) SCHOOL • FINANCE
BORN SEPTEMBER 5, 1995 IN ATLANTA, GA.

SEASON & CAREER HIGHS

SEASON	CAREER
-	POINTS 1 Bryant (11/10/17)
2 vs. Kennesaw St. (11/27/18)	REBOUNDS 4 Bryant (11/10/17)
1 vs. Kennesaw St. (11/27/18)	ASSISTS 1 vs. Kennesaw St. (11/27/18)
-	BLOCKS -
-	STEALS 1 Bryant (11/10/17)
3 vs. Arizona St. (12/15/18)	MINUTES 6 Bryant (11/10/17)
-	FGs MADE -
-	FG ATTEMPTS 5 Bryant (11/10/17)
-	3FGs MADE -
-	3FG ATTEMPTS -
-	FTs MADE 1 Bryant (11/10/17)
-	FT ATTEMPTS 2 Bryant (11/10/17) 2 Auburn (2/6/16)

2018-19 HIGHLIGHTS:

- ◇ Currently serving as the male UGA student-athlete on the UGA Athletic Association's Athletic Board,
- ◇ Completed an internship with Key Bank in Boston during the summer, doing well enough to secure a full-time job offer following graduation next May.
- ◇ Dished out his first career assist to classmate and fellow walk-on Christian Harrison in the closing minute against Kennesaw State.
- ◇ Logged a season-high three minutes – and the most meaningful PT of his career – in the second half against No. 20 Arizona State.

CAREER HIGHLIGHTS:

- ◇ AS A JUNIOR IN 2017-18, named to the SEC Academic Honor Roll for

third-consecutive year.

- ◇ Selected as UGA's representative to the SEC Men's Basketball Leadership Council and also participated in a joint meeting of the SEC's Student-Athlete Leadership Councils and Student-Athlete Advisory Committee.
- ◇ Enjoyed a productive exhibition outing against Valdosta State with two points, two boards and two assists.
- ◇ Scored his first career point on a free throw with 3:28 remaining against Bryant.
- ◇ AS A SOPHOMORE IN 2016-17, played in five games, all in the season's first 10 contests.
- ◇ Pulled down five rebounds in six minutes of playing time in a 94-38 exhibition victory over Fort Valley State.
- ◇ AS A FRESHMAN IN 2015-16, logged playing time in four outings, including a trio of SEC contests.
- ◇ Recipient of the team's Most Improved Player Award, an honor voted on by the team's staff and players.
- ◇ PRIOR TO UGA DURING 2014-15, attended Tilton (N.H.) School, where he was coached by Marcus O'Neil.
- ◇ Selected as the team's Most Improved Player, one of only three individual awards given by Tilton.
- ◇ PRIOR TO UGA AT BLESSED TRINITY CATHOLIC HIGH SCHOOL, coached by Brian Marks, where as a senior he averaged a team-best 14.0 ppg as a senior.
- ◇ Led Blessed Trinity to a 24-7 record and the Sweet 16 round of the 2014 Georgia Class 3A state tournament.

▶ GAME-BY-GAME LINESCORES

Opponent	FGs	3FGs	FTs	OR	DR	RB	PF	PT	A	TO	B	S	MP
SAVANNAH STATE	0-0	0-0	0-0	0	1	1	0	0	0	0	0	0	1
at Temple	DNP												
SAM HOUSTON ST.	DNP												
vs. Illinois State	DNP												
vs. Clemson	DNP												
vs. Ga. State	0-0	0-0	0-0	0	0	0	0	0	0	0	0	0	2
KENNESAW STATE	0-0	0-0	0-0	1	1	2	0	0	1	0	0	0	2
TEXAS SOUTHERN	DNP												
ARIZONA STATE	0-0	0-0	0-0	0	0	0	0	0	0	0	0	0	3
OAKLAND	0-0	0-0	0-0	0	0	0	1	0	0	0	0	0	1
at Ga. Tech	DNP												
MASSACHUSETTS	0-0	0-0	0-0	0	0	0	0	0	0	0	0	0	1
at Tennessee	0-0	0-0	0-0	0	0	0	0	0	0	0	0	0	2
VANDERBILT	DNP												
at Auburn	DNP												
KENTUCKY	DNP												
FLORIDA	DNP												
at LSU	DNP												
TEXAS	DNP												
at Arkansas													
SOUTH CAROLINA													
at Alabama													
OLE MISS													
at Texas A&M													
LSU													
MISSISSIPPI STATE													
at Ole Miss													
AUBURN													
at Florida													
MISSOURI													
at South Carolina													

▶ OVERALL CAREER STATISTICS

	GP-GS	MP-Avg.	FGs	Pct.	3FGs	Pct.	FTs	Pct.	O+R=Tot.-Avg.	PF-D	A	TO	BL	ST	Pts.-Avg.
2015-16	4-0	4-1.0	0-0	.000	0-0	.000	0-2	.000	0+0=0-0.0	0-0	0	0	0	0	0-0.0
2016-17	5-0	6-1.2	0-1	.000	0-0	.000	0-0	.000	0+3=3-0.6	2-0	0	2	0	0	0-0.0
2017-18	3-0	7-2.3	0-5	.000	0-0	.000	1-2	.500	4+0=4-1.3	0-0	0	2	0	1	1-0.3
2018-19	7-0	12-1.7	0-0	.000	0-0	.000	0-0	.000	1+2=3-0.4	1-0	1	0	0	0	0-0.0
TOTALS	19-0	29-1.5	0-6	.000	0-0	.000	1-4	.250	5+5=10-0.5	3-0	1	4	0	1	1-0.1

▶ SEC CAREER STATISTICS

	GP-GS	MP-Avg.	FGs	Pct.	3FGs	Pct.	FTs	Pct.	O+R=Tot.-Avg.	PF-D	A	TO	BL	ST	Pts.-Avg.
2015-16	3-0	3-1.0	0-0	.000	0-0	.000	0-2	.000	0+0=0-0.0	0-0	0	0	0	0	0-0.0
2016-17	1-0	1-1.0	0-0	.000	0-0	.000	0-0	.000	0+0=0-0.0	0-0	0	0	0	0	0-0.0
2017-18	1-0	1-1.0	0-0	.000	0-0	.000	0-0	.000	0+0=0-0.0	0-0	0	0	0	0	0-0.0
2018-19	1-0	2-2.0	0-0	.000	0-0	.000	0-0	.000	0+0=0-0.0	0-0	0	0	0	0	0-0.0
TOTALS	5-0	6-1.2	0-0	.000	0-0	.000	0-2	.000	0+0=0-0.0	0-0	0	0	0	0	0-0.0

MISCELLANEOUS STATS

	SEA.	CAR.
DOUBLE-DIGIT POINTS:	0	0
DOUBLE-DIGIT REBOUNDS:	0	0



25 AMANZE NGUMEZI

6-9 • 245 • FRESHMAN • FORWARD • SAVANNAH, GA.
JOHNSON HIGH SCHOOL • SPORT MANAGEMENT
BORN JANUARY 19, 2000 IN ATLANTA, GA.

SEASON & CAREER HIGHS

SEASON		CAREER
10 vs. Savannah St. (11/9/18)	POINTS	10 vs. Savannah St. (11/9/18)
3 vs. Kennesaw St. (11/27/18)	REBOUNDS	3 vs. Kennesaw St. (11/27/18)
3 vs. S. Houston St. (11/16/18)		3 vs. S. Houston St. (11/16/18)
3 vs. Savannah St. (11/9/18)		3 vs. Savannah St. (11/9/18)
3 vs. Savannah St. (11/9/18)	ASSISTS	3 vs. Savannah St. (11/9/18)
1 vs. Texas Southern (12/3/18)	BLOCKS	1 vs. Texas Southern (12/3/18)
1 vs. Clemson (11/20/18)		1 vs. Clemson (11/20/18)
-	STEALS	-
11 vs. Kennesaw St. (11/27/18)	MINUTES	11 vs. Kennesaw St. (11/27/18)
11 vs. S. Houston St. (11/16/18)		11 vs. S. Houston St. (11/16/18)
11 vs. Savannah St. (11/9/18)		11 vs. Savannah St. (11/9/18)
3 vs. LSU (1/23/19)	FGs MADE	3 vs. LSU (1/23/19)
3 vs. Savannah St. (11/9/18)		3 vs. Savannah St. (11/9/18)
4 vs. Savannah St. (11/9/18)	FG ATTEMPTS	4 vs. Savannah St. (11/9/18)
1 vs. LSU (1/23/19)	3FGs MADE	1 vs. LSU (1/23/19)
1 vs. Tennessee (1/5/19)		1 vs. Tennessee (1/5/19)
1 vs. Illinois St. (11/19/18)		1 vs. Illinois St. (11/19/18)
1 vs. Savannah St. (11/9/18)		1 vs. Savannah St. (11/9/18)
3 vs. Tennessee (1/5/19)	3FG ATTEMPTS	3 vs. Tennessee (1/5/19)
3 vs. Savannah St. (11/9/18)	FTs MADE	3 vs. Savannah St. (11/9/18)
4 vs. Savannah St. (11/9/18)	FT ATTEMPTS	4 vs. Savannah St. (11/9/18)

◇ First and foremost, it's pronounced – "Uh-mahn-zay" "In-goo-meh-zay".

2018-19 HIGHLIGHTS:

- ◇ Started UGA's second exhibition outing against West Georgia.
- ◇ Began his collegiate career with a double-digit outing against Savannah State, a school from his hometown.
- ◇ Scored on a thunderous, momentum-changing dunk from the right baseline at the 14:26 mark of the second half against Georgia Tech, after the Jackets had trimmed UGA's 16-point lead to 34-32.
- ◇ Made a quick impact on the offensive end at LSU, scoring seven points in four minutes of action.

PRIOR TO UGA:

- ◇ Coached by Utaff Gordon at Sol C. Johnson High, where he was tabbed first-team All-State for Class 3A by the Atlanta Journal-Constitution as a senior.
- ◇ Named first-team All-Greater Savannah by the Savannah Morning News as a senior after earning second-team honors as a junior.
- ◇ Helped Johnson compile a 45-13 record during the 2016-17 and 2017-18 seasons, which both ended with losses to the eventual state champions in the Class 3A state tournament.

◇ As a senior, averaged 14.6 ppg and 10.0 rpg – including a triple-double of 25 points, 15 rebounds and 10 assists against rival Islands High – for the Atom Smashers en route to a 26-3 finish.

▶ GAME-BY-GAME LINESCORES

Opponent	FGs	3FGs	FTs	OR	DR	RB	PF	PT	A	TO	B	S	MP
SAVANNAH STATE	3-4	1-1	3-4	1	2	3	1	10	3	2	0	0	11
at Temple	1-2	0-0	1-2	0	1	1	0	3	1	0	0	0	8
SAM HOUSTON ST.	1-2	0-1	0-0	3	0	3	0	2	0	0	0	0	11
vs. Illinois State	2-3	1-1	0-0	0	1	1	2	5	0	0	0	0	5
vs. Clemson	0-2	0-1	0-0	0	0	0	0	0	0	0	1	0	7
vs. Ga. State	0-1	0-0	0-0	0	0	0	1	0	0	1	0	0	5
KENNESAW STATE	1-2	0-0	0-1	1	2	3	3	2	0	1	0	0	11
TEXAS SOUTHERN	0-1	0-1	0-0	0	0	0	3	0	0	1	1	0	7
ARIZONA STATE	0-1	0-0	1-2	0	1	1	1	1	0	0	0	0	8
OAKLAND	1-1	0-0	0-0	1	1	2	2	2	0	1	0	0	6
at Ga. Tech	2-2	0-0	0-0	0	0	0	2	4	0	0	0	0	5
MASSACHUSETTS	1-3	0-1	1-1	1	0	1	1	3	0	0	0	0	7
at Tennessee	1-3	1-3	0-2	0	0	0	1	3	0	0	0	0	7
VANDERBILT	0-2	0-2	0-0	1	0	1	2	0	0	1	0	0	9
at Auburn	0-1	0-1	0-0	0	0	0	0	0	1	0	0	0	5
KENTUCKY	0-1	0-0	0-0	1	0	1	1	0	0	0	0	0	3
FLORIDA	0-0	0-0	0-0	0	0	0	0	0	0	0	0	0	2
at LSU	3-3	1-1	0-0	0	0	0	0	7	0	0	0	0	4
TEXAS	1-1	0-0	0-0	0	1	1	2	2	0	0	0	0	6
at Arkansas													
SOUTH CAROLINA													
at Alabama													
OLE MISS													
at Texas A&M													
LSU													
MISSISSIPPI STATE													
at Ole Miss													
AUBURN													
at Florida													
MISSOURI													
at South Carolina													

▶ OVERALL CAREER STATISTICS

	GP-GS	MP-Avg.	FGs	Pct.	3FGs	Pct.	FTs	Pct.	O+R=Tot.-Avg.	PF-D	A	TO	BL	ST	Pts.-Avg.
2018-19	19-0	127-6.7	17-35	.486	4-13	.308	6-12	.500	9+9=18-0.9	22-0	5	7	2	0	44-2.3
TOTALS	19-0	127-6.7	17-35	.486	4-13	.308	6-12	.500	9+9=18-0.9	22-0	5	7	2	0	44-2.3

▶ SEC CAREER STATISTICS

	GP-GS	MP-Avg.	FGs	Pct.	3FGs	Pct.	FTs	Pct.	O+R=Tot.-Avg.	PF-D	A	TO	BL	ST	Pts.-Avg.
2018-19	6-0	30-5.0	4-10	.400	2-7	.286	0-2	.000	2+0=2-0.3	4-0	1	1	0	0	10-1.7
TOTALS	6-0	30-5.0	4-10	.400	2-7	.286	0-2	.000	2+0=2-0.3	4-0	1	1	0	0	10-1.7

MISCELLANEOUS STATS

	SEA.	CAR.
DOUBLE-DIGIT POINTS:	1	1
DOUBLE-DIGIT REBOUNDS:	0	0



32 MIKE EDWARDS

6-9 • 235 • SENIOR • FORWARD • WESTLAND, MICH.
JOHN GLENN HIGH SCHOOL • COMMUNICATION STUDIES
BORN MAY 20, 1997 IN WESTLAND, MICH.

SEASON & CAREER HIGHS

SEASON		CAREER
2 vs. Savannah St. (11/9/18)	POINTS	14 Oakland (11/30/16)
3 vs. Texas Southern (12/3/18)	REBOUNDS	8 Morehouse (11/30/16) 8 Auburn (2/24/16) 8 Murray St. (11/20/15)
1 vs. Savannah St. (11/9/18)	ASSISTS	3 Morehouse (11/30/16)
-	BLOCKS	3 Clemson (12/22/15)
1 vs. Temple (11/13/18)	STEALS	2 Texas A&M-CC (11/19/17) 2 Gardner-Webb (11/25/16)
8 vs. Texas Southern (12/3/18)	MINUTES	34 Kentucky (2/18/17)
1 vs. Savannah St. (11/9/18)	FGs MADE	7 Oakland (11/30/16)
2 vs. Kennesaw St. (11/27/18)	FG ATTEMPTS	8 Oakland (11/30/16)
2 vs. Savannah St. (11/9/18)		
-	3FGs MADE	-
1 vs. Tennessee (1/5/19)	3FG ATTEMPTS	1 vs. Tennessee (1/5/19)
1 vs. Kennesaw St. (11/27/18)		1 vs. Kennesaw St. (11/27/18) 1 Kansas (11/22/16)
-	FTs MADE	5 Winthrop (12/15/17)
1 vs. Tennessee (1/5/19)	FT ATTEMPTS	6 Massachusetts (12/16/17) 6 Winthrop (12/15/17) 6 Baylor (1/30/16) 6 Texas A&M (1/16/16)

2018-19 HIGHLIGHTS:

- ♦ Strong showing with nine points in 13 minutes of exhibition win at UAB.

CAREER HIGHLIGHTS:

- ♦ **AS A JUNIOR IN 2017-18**, named to the SEC Academic Honor Roll.
- ♦ Notched the first DNP of his career against San Diego State game due to a stomach ailment. That was the first time he failed to see action during his collegiate career and snapped the longest active games played streak on the Georgia roster at 72 outings.
- ♦ Scored a season-high 11 points in 22 minutes of playing time against Winthrop.
- ♦ **AS A SOPHOMORE IN 2016-17**, one of four Dogs to see action in all 34 games, with a pair of starts.
- ♦ Posted double-figure scoring outputs against Gardner-Webb, Marquette and Kentucky in Athens.
- ♦ Saw considerable improvement at the line, going from 29.7 percent as a freshman to 62.3 percent as a sophomore. Also upped his FG percentage in SEC action significantly – from 34.9 percent to 56.0 percent.
- ♦ **AS A FRESHMAN IN 2015-16**, logged action in all 34 games, including his first career start at Missouri.
- ♦ Reached double figures for the first time with a 14-point outburst against

▶ GAME-BY-GAME LINESCORES

Opponent	FGs	3FGs	FTs	OR	DR	RB	PF	PT	A	TO	B	S	MP
SAVANNAH STATE	1-2	0-0	0-0	0	0	0	0	2	1	0	0	0	7
at Temple	0-0	0-0	0-0	0	1	1	0	0	0	0	0	1	2
SAM HOUSTON ST.	DNP												
vs. Illinois State	0-0	0-0	0-0	0	0	0	0	0	0	0	0	0	3
vs. Clemson	DNP												
vs. Ga. State	0-0	0-0	0-0	0	0	0	0	0	0	0	0	0	4
KENNESAW STATE	0-2	0-1	0-0	0	2	2	2	0	0	1	0	0	3
TEXAS SOUTHERN	0-0	0-0	0-0	0	3	3	1	0	0	2	0	0	8
ARIZONA STATE	0-0	0-0	0-0	0	0	0	0	0	0	0	0	0	1
OAKLAND	DNP												
at Ga. Tech	DNP												
MASSACHUSETTS	0-0	0-0	0-0	0	0	0	0	0	0	0	0	0	1
at Tennessee	0-1	0-1	0-1	0	1	1	0	0	0	1	0	0	6
VANDERBILT	0-0	0-0	0-0	0	0	0	0	0	0	0	0	0	1
at Auburn	DNP												
KENTUCKY	DNP												
FLORIDA	0-0	0-0	0-0	1	0	1	0	0	0	0	0	0	2
at LSU	DNP												
TEXAS	DNP												
at Arkansas													
SOUTH CAROLINA													
at Alabama													
OLE MISS													
at Texas A&M													
LSU													
MISSISSIPPI STATE													
at Ole Miss													
AUBURN													
at Florida													
MISSOURI													
at South Carolina													

Oakland on Dec. 1, connecting on 7-of-8 shots from the field against the Grizzlies.

- ♦ **PRIOR TO UGA**, coached by Rod Watts at John Glenn High, where he was named captain of the 2015 Class A All-State squad by the Detroit Free Press and selected to the Basketball Coaches Association all-class team.

- ♦ As a senior, averaged a double-double of 18.8 points and 10.3 rebounds per game.

- ♦ His father, also named Mike, played DE at Michigan State and tied for team-high sack honors in 1992.

▶ OVERALL CAREER STATISTICS

	GP-GS	MP-Avg.	FGs	Pct.	3FGs	Pct.	FTs	Pct.	O+R=Tot.-Avg.	PF-D	A	TO	BL	ST	Pts.-Avg.
2015-16	34-1	561-16.5	38-85	.447	0-0	.000	11-37	.297	41+71=112-3.3	79-4	11	32	17	4	87-2.6
2016-17	34-2	615-18.1	55-105	.524	0-1	.000	38-61	.623	38+86=124-3.6	74-1	7	36	7	10	148-4.4
2017-18	29-0	274-9.4	18-47	.383	0-0	.000	16-26	.615	19+34=53-1.8	34-0	6	13	5	5	52-1.8
2018-19	11-0	38-3.5	1-5	.200	0-2	.000	0-1	.000	1+7=8-0.7	3-0	1	4	0	1	2-0.2
TOTALS	108-3	1488-13.8	112-242	.463	0-3	.000	65-125	.520	99+198=297-2.8	190-5	25	85	29	20	289-2.7

▶ SEC CAREER STATISTICS

	GP-GS	MP-Avg.	FGs	Pct.	3FGs	Pct.	FTs	Pct.	O+R=Tot.-Avg.	PF-D	A	TO	BL	ST	Pts.-Avg.
2015-16	18-1	265-14.7	15-43	.349	0-0	.000	7-20	.350	27+39=66-3.7	42-3	9	10	9	3	37-2.1
2016-17	18-1	317-17.6	28-50	.560	0-0	.000	19-29	.655	18+37=55-3.1	39-1	1	18	6	3	75-4.2
2017-18	17-0	115-6.8	4-18	.222	0-0	.000	5-8	.625	11+11=22-1.3	16-0	1	6	2	2	13-0.8
2018-19	3-0	9-3.0	0-1	.000	0-1	.000	0-1	.000	1+1=2-0.7	0-0	0	1	0	0	0-0.0
TOTALS	56-2	706-12.6	47-112	.420	0-1	.000	31-58	.534	57+88=145-2.6	97-4	11	35	17	8	125-2.2

MISCELLANEOUS STATS

	SEA.	CAR.
DOUBLE-DIGIT POINTS:	0	5
DOUBLE-DIGIT REBOUNDS:	0	0



33 NICOLAS CLAXTON

6-11 • 220 • SOPHOMORE • FORWARD • GREENVILLE, S.C.
LEGACY CHARTER SCHOOL • MANAGEMENT
BORN APRIL 17, 1999 IN GREENVILLE, S.C.

SEASON & CAREER HIGHS

SEASON	CAREER
22 vs. Illinois St. (11/19/18)	POINTS 22 vs. Illinois St. (11/19/18)
15 vs. Kennesaw St. (11/27/18)	REBOUNDS 15 vs. Kennesaw St. (11/27/18)
6 vs. Ga. Tech (12/22/18)	ASSISTS 6 vs. Ga. Tech (12/22/18)
6 vs. Auburn (1/12/19)	BLOCKS 6 vs. Auburn (1/12/19)
6 vs. Ga. Tech (12/22/18)	6 vs. Ga. Tech (12/22/18)
3 vs. Texas (1/26/19)	STEALS 3 vs. Texas (1/26/19)
39 vs. Kentucky (1/15/19)	MINUTES 39 vs. Kentucky (1/15/19)
8 vs. UMass (12/30/18)	FGs MADE 8 vs. UMass (12/30/18)
8 vs. Illinois St. (11/19/18)	8 vs. Illinois St. (11/19/18)
13 vs. UMass (12/30/18)	FG ATTEMPTS 13 vs. UMass (12/30/18)
13 vs. Illinois St. (11/19/18)	13 vs. Illinois St. (11/19/18)
3 vs. LSU (1/23/19)	3FGs MADE 3 vs. LSU (1/23/19)
4 vs. LSU (1/23/19)	3FG ATTEMPTS 4 vs. LSU (1/23/19)
4 vs. Arizona St. (12/15/18)	4 vs. Arizona St. (12/15/18)
9 vs. Oakland (2/18/18)	FTs MADE 9 vs. Oakland (2/18/18)
12 vs. Oakland (2/18/18)	FT ATTEMPTS 12 vs. Oakland (2/18/18)

2018-19 HIGHLIGHTS:

- ♦ Produced his first double-double in the opener...now has six on the year.
- ♦ Tied or bettered his career bests entering the season for every category to the left in the first four games.
- ♦ Bettered his career highs for points, rebounds, assists, blocks, steals and minutes played a combined 16 times in the first seven games.
- ♦ The only player in the SEC this season to in the same game to lead his team points, boards, assists, blocks and steals...and he's done so twice (vs. Kennesaw State and Oakland).
- ♦ Named SEC Player of the Week on Dec. 31 after stellar outing vs. UMass.
- ♦ Leads the SEC in rebounding and blocks. Entered the week nationally ranked No. 33 in rpg and No. 6 bpg.

CAREER HIGHLIGHTS:

- ♦ AS A FRESHMAN IN 2017-18, one of two freshmen – along with Rayshaun

Hammonds – to see action in all 33 games.

- ♦ Named to the SEC First-Year Academic Honor Roll.
- ♦ Led the Bulldogs in blocks 16 times, while finishing second on the team with 42 total swats – just seven shy of Yante Maten's 49 which he got in 646 more minutes played.
- ♦ Flirted with his first career double-double against Temple, accruing seasonhighs of 14 points and nine boards.
- ♦ Notched five starts during SEC play, a stretch from Feb. 7 at Vanderbilt to Feb. 21 at South Carolina.
- ♦ **PRIOR TO UGA**, coached by BJ Jackson at Legacy Charter, where he became just the fourth player in school history to reach 1,000 points.
- ♦ In three seasons at Legacy Charter, scored 1,163 points, grabbed 594 rebounds and blocked 202 shots to lead the Lions to a combined 75-34 record.
- ♦ **IN INTERNATIONAL COMPETITION**, represented the U.S. Virgin Islands during the 2015 Centrobasket U17 Championships in San Juan, P.R., and in two 2018 qualifying games for the 2019 FIBA World Cup.
- ♦ Led the U.S.V.I. to a runner-up finish in the 2015 Centrobasket tourney, averaging 11.0 ppg, 8.0 rpg and 4.8 bpg.
- ♦ Eligible to compete for the U.S.V.I. because it is the birthplace of his father, Charles.
- ♦ Both parents, Charles and Nicole, attended UGA. Charles was a four-year letterwinner from 1992-95 and All-SEC ('93). He was selected by the Suns in the second round of the NBA Draft but elected to return to UGA for his senior year. He later played with Boston during 1995-96 and overseas in the U.K., Lithuania and Puerto Rico.

▶ GAME-BY-GAME LINESCORES

Opponent	FGs	3FGs	FTs	OR	DR	RB	PF	PT	A	TO	B	S	MP
SAVANNAH STATE	* 5-12	0-2	5-9	5	8	13	2	15	2	1	5	0	20
at Temple	* 3-6	0-0	1-3	0	3	3	4	7	1	1	1	2	22
SAM HOUSTON ST.	* 3-7	0-3	7-11	3	5	8	2	13	2	1	3	2	29
vs. Illinois State	* 8-13	1-3	5-8	3	8	11	3	22	4	3	2	1	33
vs. Clemson	* 1-9	0-2	1-2	2	7	9	1	3	0	0	5	1	33
vs. Ga. State	* 3-5	0-1	3-4	1	3	4	3	9	2	1	0	2	24
KENNESAW STATE	* 6-11	1-2	3-3	4	11	15	1	16	4	0	2	2	32
TEXAS SOUTHERN	* 5-12	2-2	3-4	2	7	9	5	15	2	2	3	1	27
ARIZONA STATE	* 2-10	1-4	4-5	2	11	13	3	9	3	5	4	1	37
OAKLAND	* 4-12	0-2	9-12	4	9	13	3	17	3	2	3	1	35
at Ga. Tech	* 3-5	1-1	6-8	2	11	13	3	13	6	2	6	2	28
MASSACHUSETTS	* 8-13	1-3	3-3	1	10	11	2	20	1	0	3	1	32
at Tennessee	* 3-5	0-2	0-1	2	3	5	4	6	1	2	2	0	24
VANDERBILT	* 3-10	0-3	3-7	2	10	12	4	9	1	1	5	2	29
at Auburn	* 6-12	0-2	3-7	1	2	3	2	15	1	3	6	1	38
KENTUCKY	* 5-11	0-2	2-4	4	5	9	2	12	1	2	2	2	39
FLORIDA	* 3-8	1-1	2-5	4	8	12	2	9	1	6	1	1	35
at LSU	* 4-8	3-4	4-6	0	9	9	3	15	3	1	1	1	35
TEXAS	* 6-9	1-1	5-5	2	5	7	2	18	4	3	1	3	29
at Arkansas													
SOUTH CAROLINA													
at Alabama													
OLE MISS													
at Texas A&M													
LSU													
MISSISSIPPI STATE													
at Ole Miss													
AUBURN													
at Florida													
MISSOURI													
at South Carolina													

▶ OVERALL CAREER STATISTICS

	GP-GS	MP-Avg.	FGs	Pct.	3FGs	Pct.	FTs	Pct.	O+R=Tot.-Avg.	PF-D	A	TO	BL	ST	Pts.-Avg.
2016-17	33-5	485-14.7	44-98	.449	8-22	.364	34-65	.523	55+74=129-3.9	57-1	6	23	42	5	130-3.9
2018-19	19-19	581-30.6	81-178	.455	12-40	.300	69-107	.645	44+135=179-9.4	51-1	42	36	55	26	243-12.8
TOTALS	52-24	1066-20.5	125-276	.453	20-62	.323	103-172	.599	99+209=308-5.9	108-2	48	59	97	31	373-7.2

▶ SEC CAREER STATISTICS

	GP-GS	MP-Avg.	FGs	Pct.	3FGs	Pct.	FTs	Pct.	O+R=Tot.-Avg.	PF-D	A	TO	BL	ST	Pts.-Avg.
2017-18	18-5	258-14.3	23-49	.469	4-11	.364	15-25	.600	24+32=56-3.1	35-0	4	12	23	5	65-3.6
2018-19	6-6	200-33.3	24-54	.444	4-14	.286	14-30	.467	13+37=50-8.3	17-0	8	15	17	7	66-11.0
TOTALS	24-11	458-19.1	47-103	.456	8-25	.320	29-55	.527	37+69=106-4.4	52-0	12	27	40	12	131-5.5

MISCELLANEOUS STATS

	SEA.	CAR.
DOUBLE-DIGIT POINTS:	12	13
DOUBLE-DIGIT REBOUNDS:	9	9
DOUBLE-DOUBLES:	6	6
20-POINT GAMES:	2	2



34 DEREK OGBEIDE

6-9 • 250 • SENIOR • FORWARD • LAGOS, NIGERIA
PEBBLEBROOK (GA.) HIGH SCHOOL • CONSUMER ECONOMICS
BORN MARCH 28, 1997 IN LAGOS, NIGERIA

SEASON & CAREER HIGHS

SEASON		CAREER
17 vs. Tennessee (1/5/19)	POINTS	18 Kentucky (1/31/17)
11 vs. Temple (11/13/18)	REBOUNDS	15 Auburn (3/1/17) 15 Kentucky (3/10/17)
4 vs. UMass (12/30/18)	ASSISTS	4 vs. UMass (12/30/18)
2 vs. Kennesaw St. (11/27/18) 2 vs. S. Houston St. (11/16/18)	BLOCKS	6 Louisiana (12/14/16)
2 vs. Temple (11/13/18)	STEALS	2 Five times, last vs. Temple (11/13/18)
32 vs. Ga. Tech (12/22/18) 32 vs. Temple (11/13/18)	MINUTES	35 Kentucky (1/31/17)
7 vs. LSU (1/23/19) 7 vs. Vanderbilt (1/9/19) 7 vs. Georgia St. (11/21/18)	FGs MADE	7 Five times, last LSU (1/23/19)
13 vs. Temple (11/13/18)	FG ATTEMPTS	13 vs. Temple (11/13/18)
-	3FGs MADE	-
1 vs. Arizona St. (12/15/18)	3FG ATTEMPTS	1 vs. Arizona St. (12/15/18) 1 Ga. Tech (12/19/17)
5 vs. Tennessee (1/5/19)	FTs MADE	5 vs. Tennessee (1/5/19)
7 vs. Tennessee (1/5/19)	FT ATTEMPTS	7 vs. Tennessee (1/5/19) 7 Tennessee (2/17/18) 7 Kentucky (1/31/17)

- ♦ Had 20 total double-digit outings, eight scoring and a team-high 12 for boards.
- ♦ On the season, recorded the No. 12 FG percentage (.567) and the No. 18 rebound (259) efforts in UGA history.
- ♦ **AS A FRESHMAN IN 2015-16**, played in the final 29 contests of the campaign...after missing the first five games of the season due to a right shoulder injury. Logged 15 starts, including each of the final dozen outings.
- ♦ **PRIOR TO UGA**, coached by George E. Washington Jr. at Pebblebrook High as a junior and senior after attending Monsignor Percy Johnson Catholic High School in Toronto during his first two years of high school.
- ♦ Named first-team All-State for Class 6A by HoopSeen.com as a senior after averaging 14.8. ppg, 10.2 rpg and 4.5 bpg to lead Pebblebrook to a 27-6 finish and a runner-up showing in the Georgia Class 6A state tournament.
- ♦ Set a Georgia prep record for state final and tourney games with his 24 boards against Wheeler in 2015.

OVERALL CAREER STATISTICS

	GP-GS	MP-Avg.	FGs	Pct.	3FGs	Pct.	FTs	Pct.	O+R=Tot.-Avg.	PF-D	A	TO	BL	ST	Pts.-Avg.
2015-16	29-15	435-15.0	50-106	.472	0-0	.000	17-36	.472	54+98=152-5.2	50-1	13	34	23	3	117-4.0
2016-17	34-33	788-23.2	101-178	.567	0-0	.000	38-66	.576	78+181=259-7.6	93-4	21	43	39	12	240-7.1
2017-18	33-28	722-21.9	101-171	.591	0-1	.000	26-55	.473	61+142=203-6.2	66-0	22	38	29	11	228-6.9
2018-19	19-17	401-21.1	74-138	.536	0-1	.000	33-52	.635	33+79=112-5.9	47-0	19	36	10	5	181-9.5
TOTALS	115-93	2346-20.4	326-593	.550	0-2	.000	114-209	.545	226+500=726-6.3	256-5	75	151	101	31	766-6.7

SEC CAREER STATISTICS

	GP-GS	MP-Avg.	FGs	Pct.	3FGs	Pct.	FTs	Pct.	O+R=Tot.-Avg.	PF-D	A	TO	BL	ST	Pts.-Avg.
2015-16	18-10	306-17.0	35-73	.479	0-0	.000	14-28	.500	39+68=107-5.9	35-1	8	27	16	1	84-4.7
2016-17	18-17	478-26.6	53-98	.541	0-0	.000	24-41	.585	41+109=150-8.3	53-3	7	23	19	8	130-7.2
2017-18	18-13	420-23.3	60-98	.612	0-0	.000	18-41	.439	38+74=112-6.2	39-0	11	24	16	3	138-7.7
2018-19	6-5	125-20.8	27-42	.643	0-0	.000	7-12	.583	14+18=32-5.3	15-0	6	10	4	1	61-10.2
TOTALS	60-45	1329-22.2	175-311	.563	0-0	.000	63-122	.516	132+269=401-6.7	142-4	32	84	55	13	413-6.9

GAME-BY-GAME LINESCORES

Opponent	FGs	3FGs	FTs	OR	DR	RB	PF	PT	A	TO	B	S	MP
SAVANNAH STATE *	6-6	0-0	0-1	1	6	7	4	12	1	3	0	0	13
at Temple *	6-13	0-0	4-5	2	9	11	0	16	0	4	1	2	32
SAM HOUSTON ST. *	2-5	0-0	4-4	2	3	5	4	8	0	0	2	0	16
vs. Illinois State *	1-4	0-0	3-4	1	0	1	3	5	0	2	1	0	13
vs. Clemson *	5-9	0-0	1-3	0	4	4	3	11	1	3	0	0	17
vs. Ga. State *	7-10	0-0	0-2	2	6	8	1	14	1	1	0	0	28
KENNESAW STATE *	2-7	0-0	0-4	0	4	4	2	4	1	2	2	0	20
TEXAS SOUTHERN *	5-11	0-0	3-4	3	7	10	0	13	2	2	0	0	27
ARIZONA STATE *	1-5	0-1	2-2	1	3	4	4	4	0	2	0	0	13
OAKLAND *	2-6	0-0	1-2	3	5	8	4	5	0	0	0	1	17
at Ga. Tech *	4-8	0-0	0-0	3	6	9	2	8	2	3	0	0	32
MASSACHUSETTS *	4-9	0-0	4-5	1	5	6	4	12	4	3	0	0	29
at Tennessee *	6-9	0-0	5-7	2	4	6	4	17	1	2	0	0	24
VANDERBILT *	7-9	0-0	1-2	3	6	9	1	15	1	2	1	0	29
at Auburn *	2-4	0-0	0-0	1	2	3	4	4	1	1	1	0	16
KENTUCKY *	3-5	0-0	1-2	2	1	3	4	7	2	3	1	1	21
FLORIDA *	2-4	0-0	0-0	2	4	6	0	4	0	1	1	0	13
at LSU	7-11	0-0	0-1	4	1	5	2	14	1	1	0	0	22
TEXAS	2-3	0-0	4-4	0	3	3	1	8	1	1	0	1	19
at Arkansas													
SOUTH CAROLINA													
at Alabama													
OLE MISS													
at Texas A&M													
LSU													
MISSISSIPPI STATE													
at Ole Miss													
AUBURN													
at Florida													
MISSOURI													
at South Carolina													

- ♦ Entered his senior season already No. 17 among UGA's career rebounding leaders and now No. 10... and 13 away from No. 9.

2018-19 HIGHLIGHTS:

- ♦ A bright spot at Tennessee where he rallied after two fouls in the first 60 seconds to eventually score a season-high 17 points.
- ♦ Averaged 14.7 ppg while making 62.4 percent of his FGs over three-game stretch from UMass-Vandy.
- ♦ Averaging 10.2 ppg and shooting 64.3 percent from the field in SEC play.

CAREER HIGHLIGHTS:

- ♦ **AS A JUNIOR IN 2017-18**, put up 10 double-digit scoring efforts and six double-figure rebound counts en route to three double-doubles.
- ♦ Led the Bulldogs in FG percentage, both overall (.591) and in SEC play (.612).
- ♦ Recorded three double-doubles in a four-game span (at Florida, vs. Tennessee and LSU in Athens), averaging 12.0 ppg and 10.3 rpg while shooting 71.4 pct. from the field.
- ♦ **AS A SOPHOMORE IN 2016-17**, starter for 33 of 34 games played, only subbing in for Senior Day.
- ♦ Ranked among the SEC's best rebounders – No. 5 overall (7.6 rpg) and No. 3 in SEC play (8.3 rpg).

- ♦ Born in Nigeria and lived (in succession) in England, Sweden, Nigeria, England, Atlanta, Baltimore and Atlanta before arriving at UGA.

MISCELLANEOUS STATS

	SEA.	CAR.
DOUBLE-DIGIT POINTS:	9	28
DOUBLE-DIGIT REBOUNDS:	2	21
DOUBLE-DOUBLES:	2	8



43 IGNAS SARGIŪNAS

6-5 • 200 • FRESHMAN • GUARD • KAUNAS, LITHUANIA
 JONAS BASANAVICIUS GYM • ENTERTAINMENT & MEDIA STUDIES
 BORN SEPTEMBER 11, 1999 IN KAUNAS, LITHUANIA

SEASON & CAREER HIGHS

SEASON		CAREER
7 vs. Kennesaw St. (11/27/18)	POINTS	7 vs. Kennesaw St. (11/27/18)
7 vs. Savannah St. (11/9/18)		7 vs. Savannah St. (11/9/18)
2 vs. Tennessee (1/5/19)	REBOUNDS	2 vs. Tennessee (1/5/19)
3 vs. Temple (11/13/18)	ASSISTS	3 vs. Temple (11/13/18)
3 vs. Savannah St. (11/9/18)		3 vs. Savannah St. (11/9/18)
-	BLOCKS	-
1 vs. Auburn (1/12/19)	STEALS	1 vs. Auburn (1/12/19)
1 vs. Vanderbilt (1/9/19)		1 vs. Vanderbilt (1/9/19)
1 vs. Kennesaw St. (11/27/18)		1 vs. Kennesaw St. (11/27/18)
14 vs. Temple (11/13/18)	MINUTES	14 vs. Temple (11/13/18)
3 vs. Kennesaw St. (11/27/18)	FGs MADE	3 vs. Kennesaw St. (11/27/18)
3 vs. Savannah St. (11/9/18)		3 vs. Savannah St. (11/9/18)
6 vs. Kennesaw St. (11/27/18)	FG ATTEMPTS	6 vs. Kennesaw St. (11/27/18)
2 vs. Vanderbilt (1/9/19)	3FGs MADE	2 vs. Vanderbilt (1/9/19)
3 vs. Vanderbilt (1/9/19)	3FG ATTEMPTS	3 vs. Vanderbilt (1/9/19)
3 vs. Kennesaw St. (11/27/18)		3 vs. Kennesaw St. (11/27/18)
3 vs. Savannah St. (11/9/18)		3 vs. Savannah St. (11/9/18)
2 vs. Tennessee (1/5/19)	FTs MADE	2 vs. Tennessee (1/5/19)
2 vs. Clemson (11/20/18)		2 vs. Clemson (11/20/18)
3 vs. Tennessee (1/5/19)	FT ATTEMPTS	3 vs. Tennessee (1/5/19)

♦ Before anything else, make sure say it correctly – it's "Ig-nus" "Sar-goo-nass".

2018-19 HIGHLIGHTS:

- ♦ Started the exhibition opener at UAB.
- ♦ Dished out six assists in the first two outings of the season.
- ♦ The first Bulldog off the bench against Vanderbilt.
- ♦ Knocked down a pair of first-half 3-pointers against the Commodores, his first first-half points since the Texas Southern game on Dec. 3.

PRIOR TO UGA:

- ♦ Spring signee who has spent the previous two seasons playing for Zalgiris II in Lithuania's NKL, the country's second division league, and also has represented Lithuania internationally four times since 2015.
- ♦ **PRIOR TO UGA WITH ZALGIRIS II**, Averaged double digits his hometown team in 2017-18 (10.5 ppg) and 2016-17 (10.0 ppg).
- ♦ Zalgiris II lost to the eventual NKL champions in the 2017 and 2018 Play-Offs.
- ♦ **IN INTERNATIONAL COMPETITION**, A four-time medalist representing since 2015, winning gold at the 2015 U16 European Championships, silver at the 2016 U18 European Championships and bronze at both the 2017 U17 World

Championships and the 2017 U18 European Championships.

- ♦ Averaged a team-high 13.0 ppg for Lithuania at the 2017 U17 World Championships. Scored in double digits in five of seven outings, headlined by a team-high 15 points against the U.S. in the semifinals. Did so against a U.S. roster featuring six players entering the 2018 NBA Draft (Wendell Carter Jr., Troy Brown Jr., Jaren Jackson Jr., Kevin Knox II, Collin Sexton and Gary Trent Jr.).
- ♦ Posted averages of 10.6 ppg, 4.1 rpg and 1.6 apg at the 2017 U18 Euros.
- ♦ Averaged 8.7 ppg, 2.9 rpg and 1.6 apg during the 2015 U16 Euros, with a tourney-best 17 points against Israel.

▶ GAME-BY-GAME LINESCORES

Opponent	FGs	3FGs	FTs	OR	DR	RB	PF	PT	A	TO	B	S	MP
SAVANNAH STATE	3-5	1-3	0-0	1	0	1	1	7	3	1	0	0	12
at Temple	1-5	0-1	0-0	0	1	1	1	2	3	2	0	0	14
SAM HOUSTON ST.	0-1	0-1	0-0	0	1	1	1	0	0	0	0	0	3
vs. Illinois State	0-0	0-0	0-0	0	0	0	0	0	0	0	0	0	1
vs. Clemson	0-0	0-0	2-2	0	0	0	0	2	0	0	0	0	6
vs. Ga. State	0-1	0-1	0-0	0	1	1	1	0	0	1	0	0	9
KENNESAW STATE	3-6	1-3	0-0	1	0	1	1	7	2	1	0	1	13
TEXAS SOUTHERN	1-2	0-1	0-0	1	0	1	0	2	0	0	0	0	6
ARIZONA STATE	DNP												
OAKLAND	0-2	0-2	0-0	0	0	0	0	0	0	1	0	0	7
at Ga. Tech	DNP												
MASSACHUSETTS	0-1	0-1	2-2	0	0	0	0	2	0	0	0	0	2
at Tennessee	1-1	0-0	2-3	0	2	2	1	4	0	2	0	0	7
VANDERBILT	2-4	2-3	0-0	0	0	0	0	6	0	1	0	1	7
at Auburn	1-1	1-1	0-0	0	1	1	0	3	0	0	0	1	6
KENTUCKY	DNP												
FLORIDA	0-0	0-0	0-0	0	0	0	1	0	0	1	0	0	7
at LSU	0-0	0-0	0-0	0	0	0	1	0	0	0	0	0	3
TEXAS	0-1	0-0	0-0	0	0	0	0	0	1	0	0	0	3
at Arkansas													
SOUTH CAROLINA													
at Alabama													
OLE MISS													
at Texas A&M													
LSU													
MISSISSIPPI STATE													
at Ole Miss													
AUBURN													
at Florida													
MISSOURI													
at South Carolina													

▶ OVERALL CAREER STATISTICS

	GP-GS	MP-Avg.	FGs	Pct.	3FGs	Pct.	FTs	Pct.	O+R=Tot.-Avg.	PF-D	A	TO	BL	ST	Pts.-Avg.
2018-19	16-0	106-6.6	12-30	.400	5-17	.294	6-7	.857	3+6=9-0.6	8-0	9	10	0	3	35-2.2
TOTALS	16-0	106-6.6	12-30	.400	5-17	.294	6-7	.857	3+6=9-0.6	8-0	9	10	0	3	35-2.2

▶ SEC CAREER STATISTICS

	GP-GS	MP-Avg.	FGs	Pct.	3FGs	Pct.	FTs	Pct.	O+R=Tot.-Avg.	PF-D	A	TO	BL	ST	Pts.-Avg.
2018-19	5-0	30-6.0	4-6	.667	3-4	.750	2-3	.667	0+3=3-0.6	3-0	0	4	0	2	13-2.6
TOTALS	5-0	30-6.0	4-6	.667	3-4	.750	2-3	.667	0+3=3-0.6	3-0	0	4	0	2	13-2.6

MISCELLANEOUS STATS

	SEA.	CAR.
DOUBLE-DIGIT POINTS:	0	0
DOUBLE-DIGIT REBOUNDS:	0	0

► 2018-19 GEORGIA ROSTER

NO.	NAME	HT.	WT.	POS.	CL.-EXP.	HOMETOWN / PREVIOUS SCHOOL
0	William Jackson II	6-4	185	G	Sr.-3L	Athens, Ga. / Athens Christian School
1	Teshaun Hightower	6-5	190	G	So.-1L	Lithonia, Ga. / Mt. Zion (Md.) Prep School
2	Jordan Harris	6-4	190	G	Jr.-2L	Iron City, Ga. / Seminole County High School
4	Tyree Crump	6-1	185	G	Jr.-2L	Bainbridge, Ga. / Bainbridge High School
5	JoJo Toppin	6-6	190	G	Fr.-HS	Brooklyn, N.Y. / Norcross (Ga.) High School
11	Christian Harrison	6-4	200	G	RSr.-1L	Atlanta, Ga. / Tr.-Troy University
13	E'Torrion Wilridge	6-6	220	F	Sr.-3L	Beaumont, Texas / Central Medical Magnet High School
14	Tye Fagan	6-3	185	G	Fr.-HS	Thomaston, Ga. / Upson-Lee High School
20	Rayshaun Hammonds	6-8	235	F	So.-1L	Norcross, Ga. / Norcross High School
24	Connor O'Neill	6-6	220	F	Sr.-3L	Roswell, Ga. / Tilton (N.H.) School
25	Amanze Ngumezi	6-9	245	F	Fr.-HS	Savannah, Ga. / Johnson High School
32	Mike Edwards	6-9	235	F	Sr.-3L	Westland, Mich. / John Glenn High School
33	Nicolas Claxton	6-11	220	F	So.-1L	Greenville, S.C. / Legacy Charter School
34	Derek Ogbeide	6-9	250	F	Sr.-3L	Lagos, Nigeria / Pebblebrook (Ga.) High School
43	Ignas Sargiunas	6-5	200	G	Fr.-HS	Kaunas, Lithuania / Jonas Basanavicius Gymnasium

Head Coach: Tom Crean (Central Michigan '89)

Assistant Coaches: Joe Scott (Princeton '87); Amir Abdur-Rahim (Southeastern Louisiana '04); Chad Dollar (Milligan '96)

Director of Basketball Operations: Jake Thelen (Bellarmine '15)

Director of Basketball Strategy/Video: T.J. Saint (Belmont '11)

Creative Services Coordinator: Allison Henderson (Tulane '17)

Strength & Conditioning: Sean Hayes (Springfield '96)

Athletic Trainer: Lance Schuermann (Florida '07)

Graduate Managers: Jonathan Mitchell (Rutgers '11); Reed Ridder (Embry-Riddle '16); Jalon Wilson (Pepperdine '18)

► 2018-19 GEORGIA SPOTTER'S CHART



Tom Crean
Head Coach
1st Season



0 William Jackson II
6-4 / 185 / Sr. / G
Athens, Ga.



1 Teshaun Hightower
6-5 / 180 / So. / G
Lithonia, Ga.



2 Jordan Harris
6-4 / 190 / Jr. / G
Iron City, Ga.



4 Tyree Crump
6-1 / 182 / Jr. / G
Bainbridge, Ga.



5 JoJo Toppin
6-6 / 190 / Fr. / G
Brooklyn, N.Y.



11 Christian Harrison
6-4 / 200 / R-Sr. / G
Atlanta, Ga.



13 E'Torrion Wilridge
6-6 / 220 / Sr. / F
Beaumont, Texas



14 Tye Fagan
6-3 / 185 / Fr. / G
Thomaston, Ga.



20 Rayshaun Hammonds
6-8 / 235 / So. / F
Norcross, Ga.



24 Connor O'Neill
6-6 / 220 / Sr. / F
Roswell, Ga.



25 Amanze Ngumezi
6-9 / 245 / Fr. / F
Savannah, Ga.



32 Mike Edwards
6-9 / 235 / Sr. / F
Westland, Mich.



33 Nicolas Claxton
6-11 / 220 / So. / F
Greenville, S.C.



34 Derek Ogbeide
6-9 / 250 / Jr. / F
Lagos, Nigeria



43 Ignas Sargiunas
6-5 / 200 / Fr. / G
Kaunas, Lithuania



Joe Scott
Assistant Coach
1st Season



Amir Abdur-Rahim
Assistant Coach
1st Season



Chad Dollar
Assistant Coach
1st Season



Jake Thelen
Dir. of Basketball Ops
1st Season



T.J. Saint
Dir. of Strategy/Video
1st Season



Allison Henderson
Creative Services Coord.
1st Season

PRO-NUN-SEE-Ā-SHUN GUY'D

1 **TESHAUN** (Tee-shawn) Hightower














4 **TYREE** (Tie-ree) Crump

13 **E'TORRION** (Ee-tore-ee-un) Wilridge

25 **AMANZE** (uh-mahn-zay) **NGUMEZI** (in-goo-meh-zay)
















34 Derek **OGBEIDE** (Owhg-BAY-DAY)

43 **IGNAS** (ig-nus) **SARGIUNAS** (sar-goona-nass)

	NO. 0 WILLIAM JACKSON II 6-4 • 185 • SR. • G • ATHENS, GA. • AGRIBUSINESS <ul style="list-style-type: none">Has a nickname – “Turtle” – older than he is...it was given to him during an ultrasound prior to birth.Scored a season-high 16 points at No. 11 Auburn, one shy of his career-best effort.Joined UGA's top-20 career leaders in 3FGs against Ga. State...now No. 18 and seven from No. 17.	<table><tr><th></th><th>MPG</th><th>PPG</th><th>RPG</th><th>APG</th><th>BPG</th><th>SPG</th><th>FG</th><th>3FG</th><th>FT</th></tr><tr><td>2018-19</td><td>20.3</td><td>5.3</td><td>1.1</td><td>1.7</td><td>0.2</td><td>0.5</td><td>.380</td><td>.344</td><td>.826</td></tr><tr><td>CAREER</td><td>18.5</td><td>4.8</td><td>1.3</td><td>1.7</td><td>0.2</td><td>0.5</td><td>.349</td><td>.327</td><td>.761</td></tr></table>		MPG	PPG	RPG	APG	BPG	SPG	FG	3FG	FT	2018-19	20.3	5.3	1.1	1.7	0.2	0.5	.380	.344	.826	CAREER	18.5	4.8	1.3	1.7	0.2	0.5	.349	.327	.761
	MPG	PPG	RPG	APG	BPG	SPG	FG	3FG	FT																							
2018-19	20.3	5.3	1.1	1.7	0.2	0.5	.380	.344	.826																							
CAREER	18.5	4.8	1.3	1.7	0.2	0.5	.349	.327	.761																							
	NO. 1 TESHAUN HIGHTOWER 6-5 • 190 • SOPH. • G • LITHONIA, GA. • UNDECIDED <ul style="list-style-type: none">After wearing No. 10 as a freshman, has switched to No. 1.Extremely active in GT game, with three steals and 13 deflections (vs. 23 deflections in first 10 games).A double-digit scorer in six of UGA's last 12 games.	<table><tr><th></th><th>MPG</th><th>PPG</th><th>RPG</th><th>APG</th><th>BPG</th><th>SPG</th><th>FG</th><th>3FG</th><th>FT</th></tr><tr><td>2018-19</td><td>20.0</td><td>8.2</td><td>2.4</td><td>1.8</td><td>0.1</td><td>0.6</td><td>.417</td><td>.302</td><td>.698</td></tr><tr><td>CAREER</td><td>14.6</td><td>5.4</td><td>1.8</td><td>1.5</td><td>0.1</td><td>0.4</td><td>.399</td><td>.298</td><td>.577</td></tr></table>		MPG	PPG	RPG	APG	BPG	SPG	FG	3FG	FT	2018-19	20.0	8.2	2.4	1.8	0.1	0.6	.417	.302	.698	CAREER	14.6	5.4	1.8	1.5	0.1	0.4	.399	.298	.577
	MPG	PPG	RPG	APG	BPG	SPG	FG	3FG	FT																							
2018-19	20.0	8.2	2.4	1.8	0.1	0.6	.417	.302	.698																							
CAREER	14.6	5.4	1.8	1.5	0.1	0.4	.399	.298	.577																							
	NO. 2 JORDAN HARRIS 6-4 • 190 • JR. • G • IRON CITY, GA. • SPORT MANAGEMENT <ul style="list-style-type: none">Career-high rebounding tallies against No. 11 Auburn (six) and No. 12 Kentucky (seven).Double-digit scorer in back-to-back SEC outings (team-high 10 vs. Florida and 10 at LSU).Missed the Texas game due to a concussion suffered late in the LSU contest.	<table><tr><th></th><th>MPG</th><th>PPG</th><th>RPG</th><th>APG</th><th>BPG</th><th>SPG</th><th>FG</th><th>3FG</th><th>FT</th></tr><tr><td>2018-19</td><td>13.7</td><td>4.8</td><td>2.6</td><td>1.1</td><td>0.3</td><td>0.7</td><td>.453</td><td>.350</td><td>.810</td></tr><tr><td>CAREER</td><td>15.6</td><td>4.4</td><td>1.9</td><td>1.2</td><td>0.2</td><td>0.6</td><td>.432</td><td>.385</td><td>.728</td></tr></table>		MPG	PPG	RPG	APG	BPG	SPG	FG	3FG	FT	2018-19	13.7	4.8	2.6	1.1	0.3	0.7	.453	.350	.810	CAREER	15.6	4.4	1.9	1.2	0.2	0.6	.432	.385	.728
	MPG	PPG	RPG	APG	BPG	SPG	FG	3FG	FT																							
2018-19	13.7	4.8	2.6	1.1	0.3	0.7	.453	.350	.810																							
CAREER	15.6	4.4	1.9	1.2	0.2	0.6	.432	.385	.728																							
	NO. 4 TYREE CRUMP 6-1 • 185 • JR. • G • BAINBRIDGE, GA. • SPORT MANAGEMENT <ul style="list-style-type: none">Averaged 20.3 ppg in 109 games played at Bainbridge High.Of his career made FGs, 68.0 percent (104-of-153) are from 3-point range.Has made at least one 3-pointer in 17 of 19 games this season.	<table><tr><th></th><th>MPG</th><th>PPG</th><th>RPG</th><th>APG</th><th>BPG</th><th>SPG</th><th>FG</th><th>3FG</th><th>FT</th></tr><tr><td>2018-19</td><td>19.7</td><td>10.4</td><td>2.1</td><td>1.8</td><td>0.1</td><td>0.5</td><td>.450</td><td>.423</td><td>.809</td></tr><tr><td>CAREER</td><td>13.2</td><td>6.3</td><td>1.2</td><td>1.1</td><td>0.0</td><td>0.3</td><td>.382</td><td>.361</td><td>.800</td></tr></table>		MPG	PPG	RPG	APG	BPG	SPG	FG	3FG	FT	2018-19	19.7	10.4	2.1	1.8	0.1	0.5	.450	.423	.809	CAREER	13.2	6.3	1.2	1.1	0.0	0.3	.382	.361	.800
	MPG	PPG	RPG	APG	BPG	SPG	FG	3FG	FT																							
2018-19	19.7	10.4	2.1	1.8	0.1	0.5	.450	.423	.809																							
CAREER	13.2	6.3	1.2	1.1	0.0	0.3	.382	.361	.800																							
	NO. 5 JOJO TOPPIN 6-6 • 190 • FR. • G • BROOKLYN, N.Y. • UNDECIDED <ul style="list-style-type: none">Brooklyn native who moved to Georgia and was teammate of Rayshaun Hammonds at Norcross HS.Won the Slam Dunk contest at the first-ever StegMania...leaped over Tyree Crump, snatched a ball Crump was holding above his head; Toppin passed the ball between his legs before slamming it home.	<table><tr><th></th><th>MPG</th><th>PPG</th><th>RPG</th><th>APG</th><th>BPG</th><th>SPG</th><th>FG</th><th>3FG</th><th>FT</th></tr><tr><td>2018-19</td><td>5.7</td><td>1.3</td><td>0.7</td><td>0.2</td><td>0.1</td><td>0.1</td><td>.389</td><td>.000</td><td>.833</td></tr><tr><td>CAREER</td><td>5.7</td><td>1.3</td><td>0.7</td><td>0.2</td><td>0.1</td><td>0.1</td><td>.389</td><td>.000</td><td>.833</td></tr></table>		MPG	PPG	RPG	APG	BPG	SPG	FG	3FG	FT	2018-19	5.7	1.3	0.7	0.2	0.1	0.1	.389	.000	.833	CAREER	5.7	1.3	0.7	0.2	0.1	0.1	.389	.000	.833
	MPG	PPG	RPG	APG	BPG	SPG	FG	3FG	FT																							
2018-19	5.7	1.3	0.7	0.2	0.1	0.1	.389	.000	.833																							
CAREER	5.7	1.3	0.7	0.2	0.1	0.1	.389	.000	.833																							
	NO. 11 CHRISTIAN HARRISON 6-4 • 200 • R-SR. • G • ATLANTA, GA. • FINANCE & REAL ESTATE <ul style="list-style-type: none">Athletic family. Nephew of former NBA standout Buck Williams. Brother and sister are D-I athletes.Left scholarship at Troy to walk-on at UGA, sitting out 2016-17 per transfer rules.2.0 mpg while playing in three of first nine games...5.8 mpg (including 10 at Tennessee) in next five outings.	<table><tr><th></th><th>MPG</th><th>PPG</th><th>RPG</th><th>APG</th><th>BPG</th><th>SPG</th><th>FG</th><th>3FG</th><th>FT</th></tr><tr><td>2018-19</td><td>3.7</td><td>1.0</td><td>0.5</td><td>0.1</td><td>0.0</td><td>0.2</td><td>.100</td><td>.000</td><td>.400</td></tr><tr><td>CAREER</td><td>4.7</td><td>0.8</td><td>0.8</td><td>0.1</td><td>0.1</td><td>0.3</td><td>.556</td><td>.333</td><td>.533</td></tr></table>		MPG	PPG	RPG	APG	BPG	SPG	FG	3FG	FT	2018-19	3.7	1.0	0.5	0.1	0.0	0.2	.100	.000	.400	CAREER	4.7	0.8	0.8	0.1	0.1	0.3	.556	.333	.533
	MPG	PPG	RPG	APG	BPG	SPG	FG	3FG	FT																							
2018-19	3.7	1.0	0.5	0.1	0.0	0.2	.100	.000	.400																							
CAREER	4.7	0.8	0.8	0.1	0.1	0.3	.556	.333	.533																							
	NO. 13 E'TORRIOR WILRIDGE 6-6 • 220 • SR. • F • BEAUMONT, TEXAS • SPORT MANAGEMENT <ul style="list-style-type: none">Voted the team's Most Improved Player for the 2016-17 season in balloting of teammates and staff.Suffered blow to head in Clemson game and missed next 3 games with concussion-like symptoms.A career 47.1 percent free throw shooter entering this season...but connecting on 78.1 percent as a senior.	<table><tr><th></th><th>MPG</th><th>PPG</th><th>RPG</th><th>APG</th><th>BPG</th><th>SPG</th><th>FG</th><th>3FG</th><th>FT</th></tr><tr><td>2018-19</td><td>19.8</td><td>3.6</td><td>2.5</td><td>1.6</td><td>0.8</td><td>0.6</td><td>.417</td><td>.167</td><td>.781</td></tr><tr><td>CAREER</td><td>12.9</td><td>1.8</td><td>1.5</td><td>0.9</td><td>0.4</td><td>0.3</td><td>.426</td><td>.233</td><td>.590</td></tr></table>		MPG	PPG	RPG	APG	BPG	SPG	FG	3FG	FT	2018-19	19.8	3.6	2.5	1.6	0.8	0.6	.417	.167	.781	CAREER	12.9	1.8	1.5	0.9	0.4	0.3	.426	.233	.590
	MPG	PPG	RPG	APG	BPG	SPG	FG	3FG	FT																							
2018-19	19.8	3.6	2.5	1.6	0.8	0.6	.417	.167	.781																							
CAREER	12.9	1.8	1.5	0.9	0.4	0.3	.426	.233	.590																							
	NO. 14 TYE FAGAN 6-3 • 185 • FR. • G • THOMASTON, GA. • UNDECIDED <ul style="list-style-type: none">Led Upson-Lee to back-to-back undefeated seasons (combined 63-0) and state titles as a junior and a senior.First commitment signee of the Tom Crean era, inking scholarship papers on May 2, 2018.Though a smaller sample size than teammates, sports team-high percentages of 55.3 FGs and 100 FTs.	<table><tr><th></th><th>MPG</th><th>PPG</th><th>RPG</th><th>APG</th><th>BPG</th><th>SPG</th><th>FG</th><th>3FG</th><th>FT</th></tr><tr><td>2018-19</td><td>14.0</td><td>3.6</td><td>2.0</td><td>1.0</td><td>0.3</td><td>0.2</td><td>.553</td><td>.222</td><td>100</td></tr><tr><td>CAREER</td><td>14.0</td><td>3.6</td><td>2.0</td><td>1.0</td><td>0.3</td><td>0.2</td><td>.553</td><td>.222</td><td>100</td></tr></table>		MPG	PPG	RPG	APG	BPG	SPG	FG	3FG	FT	2018-19	14.0	3.6	2.0	1.0	0.3	0.2	.553	.222	100	CAREER	14.0	3.6	2.0	1.0	0.3	0.2	.553	.222	100
	MPG	PPG	RPG	APG	BPG	SPG	FG	3FG	FT																							
2018-19	14.0	3.6	2.0	1.0	0.3	0.2	.553	.222	100																							
CAREER	14.0	3.6	2.0	1.0	0.3	0.2	.553	.222	100																							
	NO. 20 RAYSHAUN HAMMONDS 6-8 • 235 • SOPH. • F • NORCROSS, GA. • UNDECIDED <ul style="list-style-type: none">21 points vs. LSU represented most by UGA freshman in 6 years since KCP's 25 vs. Ole Miss on 1/21/2012.Career-high 31 points against Illinois State with 0 turnovers...first and only SEC player to do so in 2018-19.Has a team-high 14 double-digit outings, one more than his total in 33 games played as a freshman.	<table><tr><th></th><th>MPG</th><th>PPG</th><th>RPG</th><th>APG</th><th>BPG</th><th>SPG</th><th>FG</th><th>3FG</th><th>FT</th></tr><tr><td>2018-19</td><td>24.9</td><td>13.2</td><td>6.4</td><td>1.7</td><td>0.5</td><td>0.9</td><td>.511</td><td>.388</td><td>.831</td></tr><tr><td>CAREER</td><td>24.4</td><td>9.1</td><td>5.5</td><td>1.5</td><td>0.3</td><td>0.6</td><td>.463</td><td>.333</td><td>.766</td></tr></table>		MPG	PPG	RPG	APG	BPG	SPG	FG	3FG	FT	2018-19	24.9	13.2	6.4	1.7	0.5	0.9	.511	.388	.831	CAREER	24.4	9.1	5.5	1.5	0.3	0.6	.463	.333	.766
	MPG	PPG	RPG	APG	BPG	SPG	FG	3FG	FT																							
2018-19	24.9	13.2	6.4	1.7	0.5	0.9	.511	.388	.831																							
CAREER	24.4	9.1	5.5	1.5	0.3	0.6	.463	.333	.766																							
	NO. 24 CONNOR O'NEILL 6-6 • 220 • SR. • G • ROSWELL, GA. • FINANCE <ul style="list-style-type: none">A summer internship at Key Bank in Boston resulted in a full-time offer when he graduates in May 2019.The male student-athlete representative on the UGA Athletic Board for the 2018-19 academic year.Played most meaningful minutes at UGA in second half of matchup against No. 20 Arizona State.	<table><tr><th></th><th>MPG</th><th>PPG</th><th>RPG</th><th>APG</th><th>BPG</th><th>SPG</th><th>FG</th><th>3FG</th><th>FT</th></tr><tr><td>2018-19</td><td>1.7</td><td>0.0</td><td>0.4</td><td>0.1</td><td>0.0</td><td>0.0</td><td>.000</td><td>.000</td><td>.000</td></tr><tr><td>CAREER</td><td>1.5</td><td>0.1</td><td>0.5</td><td>0.1</td><td>0.0</td><td>0.1</td><td>.000</td><td>.000</td><td>.250</td></tr></table>		MPG	PPG	RPG	APG	BPG	SPG	FG	3FG	FT	2018-19	1.7	0.0	0.4	0.1	0.0	0.0	.000	.000	.000	CAREER	1.5	0.1	0.5	0.1	0.0	0.1	.000	.000	.250
	MPG	PPG	RPG	APG	BPG	SPG	FG	3FG	FT																							
2018-19	1.7	0.0	0.4	0.1	0.0	0.0	.000	.000	.000																							
CAREER	1.5	0.1	0.5	0.1	0.0	0.1	.000	.000	.250																							
	NO. 25 AMANZE NGUMEZI 6-9 • 245 • FR. • F • SAVANNAH, GA. • SPORT MANAGEMENT <ul style="list-style-type: none">Rated as one of the nation's top-125 prospects by both 247sports.com (No. 105) and rivals.com (No. 121).Averaged a double-double as a junior (12.8 ppg, 11.6 rpg) and senior (14.6 ppg, 10.0 rpg) at Johnson.A quick offensive impact at LSU, where he scored seven points in four first-half minutes.	<table><tr><th></th><th>MPG</th><th>PPG</th><th>RPG</th><th>APG</th><th>BPG</th><th>SPG</th><th>FG</th><th>3FG</th><th>FT</th></tr><tr><td>2018-19</td><td>6.7</td><td>2.3</td><td>0.9</td><td>0.3</td><td>0.1</td><td>0.0</td><td>.486</td><td>.308</td><td>.500</td></tr><tr><td>CAREER</td><td>6.7</td><td>2.3</td><td>0.9</td><td>0.3</td><td>0.1</td><td>0.0</td><td>.486</td><td>.308</td><td>.500</td></tr></table>		MPG	PPG	RPG	APG	BPG	SPG	FG	3FG	FT	2018-19	6.7	2.3	0.9	0.3	0.1	0.0	.486	.308	.500	CAREER	6.7	2.3	0.9	0.3	0.1	0.0	.486	.308	.500
	MPG	PPG	RPG	APG	BPG	SPG	FG	3FG	FT																							
2018-19	6.7	2.3	0.9	0.3	0.1	0.0	.486	.308	.500																							
CAREER	6.7	2.3	0.9	0.3	0.1	0.0	.486	.308	.500																							
	NO. 32 MIKE EDWARDS 6-9 • 235 • SR. • F • WESTLAND, MICH. • COMMUNICATION STUDIES <ul style="list-style-type: none">Father, also Mike, played DE at Michigan State and tied for team-high sack honors as a senior in 1992.One of two Bulldogs – along with J.J. Frazier – to play in every game during '15-16 and '16-17.First career DNP against San Diego St. due to stomach ailment.	<table><tr><th></th><th>MPG</th><th>PPG</th><th>RPG</th><th>APG</th><th>BPG</th><th>SPG</th><th>FG</th><th>3FG</th><th>FT</th></tr><tr><td>2018-19</td><td>3.5</td><td>0.2</td><td>0.7</td><td>0.1</td><td>0.0</td><td>0.1</td><td>.200</td><td>.000</td><td>.000</td></tr><tr><td>CAREER</td><td>13.8</td><td>2.7</td><td>2.8</td><td>0.2</td><td>0.3</td><td>0.2</td><td>.463</td><td>.000</td><td>.520</td></tr></table>		MPG	PPG	RPG	APG	BPG	SPG	FG	3FG	FT	2018-19	3.5	0.2	0.7	0.1	0.0	0.1	.200	.000	.000	CAREER	13.8	2.7	2.8	0.2	0.3	0.2	.463	.000	.520
	MPG	PPG	RPG	APG	BPG	SPG	FG	3FG	FT																							
2018-19	3.5	0.2	0.7	0.1	0.0	0.1	.200	.000	.000																							
CAREER	13.8	2.7	2.8	0.2	0.3	0.2	.463	.000	.520																							
	NO. 33 NICOLAS CLAXTON 6-11 • 220 • SOPH. • F • GREENVILLE, S.C. • MANAGEMENT <ul style="list-style-type: none">Son of Charles Claxton, former All-SEC center for UGA from 1992-95 who was drafted Phoenix Suns.Played for U.S. Virgin Islands national team in summer of '18 qualifying games for '19 FIBA World Cup.Leads the SEC in both rebounding and blocks. Nationally, No. 33 in rpg and No. 6 in bpg.	<table><tr><th></th><th>MPG</th><th>PPG</th><th>RPG</th><th>APG</th><th>BPG</th><th>SPG</th><th>FG</th><th>3FG</th><th>FT</th></tr><tr><td>2018-19</td><td>30.6</td><td>12.8</td><td>9.4</td><td>2.2</td><td>2.9</td><td>1.4</td><td>.455</td><td>.300</td><td>.645</td></tr><tr><td>CAREER</td><td>20.5</td><td>7.2</td><td>5.9</td><td>0.9</td><td>1.9</td><td>0.6</td><td>.453</td><td>.323</td><td>.599</td></tr></table>		MPG	PPG	RPG	APG	BPG	SPG	FG	3FG	FT	2018-19	30.6	12.8	9.4	2.2	2.9	1.4	.455	.300	.645	CAREER	20.5	7.2	5.9	0.9	1.9	0.6	.453	.323	.599
	MPG	PPG	RPG	APG	BPG	SPG	FG	3FG	FT																							
2018-19	30.6	12.8	9.4	2.2	2.9	1.4	.455	.300	.645																							
CAREER	20.5	7.2	5.9	0.9	1.9	0.6	.453	.323	.599																							
	NO. 34 DEREK OGBEIDE 6-9 • 250 • SR. • F • LAGOS, NIGERIA • CONSUMER ECONOMICS <ul style="list-style-type: none">Born in Nigeria and has lived, in succession, in England, Sweden, Nigeria, England, U.S., Canada and U.S.Enters senior season ranked No. 17 among UGA's career rebounding leaders...now No. 10, 13 from No. 9.Leads UGA in career starts, getting the nod for 93 or 115 games played as a Bulldog.	<table><tr><th></th><th>MPG</th><th>PPG</th><th>RPG</th><th>APG</th><th>BPG</th><th>SPG</th><th>FG</th><th>3FG</th><th>FT</th></tr><tr><td>2018-19</td><td>21.1</td><td>9.5</td><td>5.9</td><td>1.0</td><td>0.5</td><td>0.3</td><td>.536</td><td>.000</td><td>.635</td></tr><tr><td>CAREER</td><td>20.4</td><td>6.7</td><td>6.3</td><td>0.7</td><td>0.9</td><td>0.3</td><td>.550</td><td>.000</td><td>.545</td></tr></table>		MPG	PPG	RPG	APG	BPG	SPG	FG	3FG	FT	2018-19	21.1	9.5	5.9	1.0	0.5	0.3	.536	.000	.635	CAREER	20.4	6.7	6.3	0.7	0.9	0.3	.550	.000	.545
	MPG	PPG	RPG	APG	BPG	SPG	FG	3FG	FT																							
2018-19	21.1	9.5	5.9	1.0	0.5	0.3	.536	.000	.635																							
CAREER	20.4	6.7	6.3	0.7	0.9	0.3	.550	.000	.545																							
	NO. 43 IGNAS SARGIŪNAS 6-5 • 200 • FR. • G • KAUNAS, LITHUANIA • ENTERTAINMENT & MEDIA STUDIES <ul style="list-style-type: none">Spring signee who has played for Zalgiris in Lithuania's second division the past two seasons.A four-time medalist playing for Lithuanian age-level national teams since 2015 – gold at the '15 U16 European Championships, silver at the '16 U18 Euros and bronze at the '17 U17 Worlds & '17 U18 Euros.	<table><tr><th></th><th>MPG</th><th>PPG</th><th>RPG</th><th>APG</th><th>BPG</th><th>SPG</th><th>FG</th><th>3FG</th><th>FT</th></tr><tr><td>2018-19</td><td>6.6</td><td>2.2</td><td>0.6</td><td>0.6</td><td>0.0</td><td>0.2</td><td>.400</td><td>.294</td><td>.857</td></tr><tr><td>CAREER</td><td>6.6</td><td>2.2</td><td>0.6</td><td>0.6</td><td>0.0</td><td>0.2</td><td>.400</td><td>.294</td><td>.857</td></tr></table>		MPG	PPG	RPG	APG	BPG	SPG	FG	3FG	FT	2018-19	6.6	2.2	0.6	0.6	0.0	0.2	.400	.294	.857	CAREER	6.6	2.2	0.6	0.6	0.0	0.2	.400	.294	.857
	MPG	PPG	RPG	APG	BPG	SPG	FG	3FG	FT																							
2018-19	6.6	2.2	0.6	0.6	0.0	0.2	.400	.294	.857																							
CAREER	6.6	2.2	0.6	0.6	0.0	0.2	.400	.294	.857																							

SEASON HIGHS

CAREER HIGHS

POINTS	BOARDS	ASSISTS	BLOCKS	STEALS	MINUTES		POINTS	BOARDS	ASSISTS	BLOCKS	STEALS	MINUTES
16 Auburn (1/12/19)	6 Savannah St. (11/9/18)	5 Auburn (1/12/19)	1 Five times, last Kentucky	1 10 times, last Texas	32 Auburn (1/12/19)	 JACKSON	17 San Diego State (11/24/17)	6 Two times, last Savannah St.	8 Two times, last Tennessee-2	2 Robert Morris (12/29/15)	4 Alabama (1/6/18)	45 Arkansas (1/23/18)
18 Two times, last Texas	5 Two times, last Kennesaw St.	4 Two times, last Texas	1 Kennesaw St. (11/27/18)	3 Ga. Tech (12/22/18)	30 Ga. Tech (12/22/18)	 HIGHTOWER	18 Two times, last Texas	7 Missouri (3/8/18)	6 Vanderbilt (3/7/18)	1 Three times, last Kennesaw St.	3 Ga. Tech (12/22/18)	30 Ga. Tech (12/22/18)
12 Georgia St. (11/21/18)	7 Kentucky (1/15/19)	3 Kennesaw St. (11/27/18)	1 Five times, last Kentucky	3 Arizona St. (12/15/18)	31 Florida (1/19/19)	 HARRIS	12 Three times, last Georgia St.	7 Kentucky (1/15/19)	5 Ga. Tech (12/20/16)	2 Two times, last Temple '17-18	3 Three times, last Arizona St.	36 Florida (1/14/17)
25 Texas Southern (12/3/18)	6 Clemson (11/20/18)	5 Texas (1/26/19)	1 Georgia St. (11/21/18)	2 Two times, last Texas Southern	32 Texas (1/26/19)	 CRUMP	25 Texas Southern (12/3/18)	6 Clemson (11/20/18)	5 Two times, last Texas	1 Three times, last Georgia St.	2 Five times, last Texas Southern	32 Texas (1/26/19)
6 Kennesaw St. (11/27/18)	3 Savannah St. (11/9/18)	1 Three times, last Texas Southern	1 Georgia St. (11/21/18)	1 Tennessee (1/5/19)	15 Georgia St. (11/21/18)	 TOPPIN	6 Kennesaw St. (11/27/18)	3 Savannah St. (11/9/18)	1 Three times, last Texas Southern	1 Georgia St. (11/21/18)	1 Tennessee (1/5/19)	15 Georgia St. (11/21/18)
2 Five times, last Tennessee	1 Five times, last Tennessee	1 Ga. Tech (12/22/18)	—	1 Two times, last Tennessee	10 Tennessee (1/5/19)	 HARRISON	4 Arkansas-L.R. (2/21/15)	5 Arkansas St. (1/24/15)	1 Three times, last Ga. Tech	1 Three times, last Ark.-L.R. in '15	3 Two times, last Reinhardt in '15	13 Ga. State (2/28/15)
8 Florida (1/19/19)	8 Florida (1/19/19)	4 Two times, last Texas	3 Ga. Tech (12/22/18)	3 Texas (1/26/19)	29 Texas (1/26/19)	 WILRIDGE	8 Three times, last Florida	8 Two times, last Florida	5 USC Upstate (11/14/17)	3 Ga. Tech (12/22/18)	3 Texas (1/26/19)	36 Alabama (2/23/17)
8 Three times, last Illinois St.	6 Texas Southern (12/3/18)	4 Two times, last Texas Southern	1 Five times, last UMass	1 Four times, last Clemson	36 Illinois St. (11/19/18)	 FAGAN	8 Three times, last Illinois St.	6 Texas Southern (12/3/18)	4 Two times, last Texas Southern	1 Five times, last UMass	1 Four times, last Clemson	36 Illinois St. (11/19/18)
31 Illinois St. (11/19/18)	11 Oakland (12/18/18)	4 Two times, last Texas	2 Vanderbilt (1/9/19)	3 Two times, last Texas	33 Two times, UMass	 HAMMONDS	31 Illinois St. (11/19/18)	12 Cal St. Fullerton (11/23/17)	5 Saint Mary's (11/26/17)	2 Two times, last Vanderbilt	3 Three times, last Texas	36 Three times, last Tennessee in 18
—	2 Kennesaw St. (11/27/18)	1 Kennesaw St. (11/27/18)	—	—	3 Arizona St. (12/15/18)	 O'NEILL	1 Bryant (11/10/17)	4 Bryant (11/10/17)	1 Kennesaw St. (11/27/18)	—	1 Bryant (11/10/17)	6 Bryant (11/10/17)
10 Savannah St. (11/9/18)	3 Three times, last Kennesaw St.	3 Savannah St. (11/9/18)	1 Two times, last Texas Southern	—	11 Three times, last Kennesaw St.	 NGUMEZI	10 Savannah St. (11/9/18)	3 Three times, last Kennesaw St.	3 Savannah St. (11/9/18)	1 Two times, last Texas Southern	—	11 Three times, last Kennesaw St.
2 Savannah St. (11/9/18)	3 Texas Southern (12/3/18)	1 Savannah St. (11/9/18)	—	1 Temple (11/13/18)	8 Texas Southern (12/3/18)	 EDWARDS	14 Oakland (12/1/15)	8 Three times, last Morehouse in '17	3 Morehouse (11/30/16)	3 Clemson (12/22/15)	2 Two times, last TAMU-CC in 17	34 Kentucky (2/18/17)
22 Illinois St. (11/19/18)	15 Kennesaw St. (11/27/18)	6 Ga. Tech (12/22/18)	6 Two times, last Auburn	3 Texas (1/26/19)	39 Kentucky (1/15/19)	 CLAXTON	22 Illinois St. (11/19/18)	15 Kennesaw St. (11/27/18)	6 Ga. Tech (12/22/18)	6 Two times, last Auburn	3 Texas (1/26/19)	39 Kentucky (1/15/19)
17 Tennessee (1/5/19)	11 Temple (11/13/18)	4 UMass (12/30/18)	2 Two times, last Kennesaw St.	2 Temple (11/13/18)	32 Two times, last Ga. Tech	 OGBEIDE	18 Kentucky (1/31/17)	15 Two times, last Auburn in '17	4 UMass (12/30/18)	6 Louisiana (12/14/16)	2 Five times, last Temple	35 Kentucky (1/31/17)
7 Two times, last Kennesaw St.	2 Tennessee (1/5/19)	3 Two times, last Temple	—	1 Three times, last Auburn	14 Temple (11/13/18)	 SARGIUNAS	7 Two times, last Kennesaw St.	2 Tennessee (1/5/19)	3 Two times, last Temple	—	1 Three times, last Auburn	14 Temple (11/13/18)