



TENNESSEE

WOMEN'S BASKETBALL

18 NCAA FINAL FOURS | 8 NCAA CHAMPIONSHIPS | 35 COMBINED SEC CHAMPIONSHIPS | 21 WBCA ALL-AMERICANS | 47 WNBA PLAYERS | 14 OLYMPIANS | 12 WBHOF INDUCTEES **GAME 18**

THE MATCHUP

#20/17 TENNESSEE LADY VOLS

12-5 | 1-4 SEC

Head Coach: Holly Warlick
Record at Tennessee: 165-59 (.737) / 7th year
Career Record: 165-59 (.737) / 7th year
Last Game: L at Alabama, 86-65, on Jan. 17

VS

ARKANSAS RAZORBACKS

13-5 | 2-2 SEC

Head Coach: Mike Neighbors
Record at UA: 26-23 (.531) / 2nd year
Career Record: 124-64 (.660) / 6th year
Last Game: W vs. Vanderbilt, 83-62, on Jan. 13

ARKANSAS AT TENNESSEE - JAN. 21, 2019 | 7:02 P.M. ET | THOMPSON-BOLING ARENA | KNOXVILLE, TENN.



UTSPORTS.COM

BROADCAST INFORMATION

ONLINE | SEC NETWORK

Brenda VanLengen (PxP)
 Andraya Carter (Analyst)

RADIO | LADY VOL NETWORK

Mickey Dearstone (PxP)

MOBILE/ONLINE

UTsports.com - Free audio stream only
WatchESPN.com - Video for registered cable subscribers



ARKANSAS RAZORBACKS.COM

PROBABLE STARTERS (BASED ON LAST GAME)

Tennessee			Ht.	Yr.	Hometown	PPG	RPG	Other
F	15	Cheridene Green	6-3	R-Sr.	London, England	8.0	6.7	55% FG
F	0	Rennia Davis	6-2	So.	Jacksonville, Fla.	13.8	8.4	46% FG
G	10	Meme Jackson	5-11	Sr.	Murfreesboro, Tenn.	12.5	3.3	39 3FGs
G	2	Evina Westbrook	6-0	So.	Salem, Ore.	16.4	3.6	5.2 APG
G	14	Zaay Green	6-0	Fr.	Duncanville, Texas	9.8	4.1	2.2 APG
Arkansas			Ht.	Yr.	Hometown	PPG	RPG	Other
C	10	Kiara Williams	6-1	Jr.	Little Rock, Ark.	7.3	7.8	58% FG
G	33	Chelsea Dungee	5-11	R-So.	Sapulpa, Okla.	16.9	4.4	31 3FGs
G	2	Alexis Tolefree	5-8	Jr.	Conway, Ark.	11.3	3.3	41 3FGs
G	3	Malica Monk	5-5	Sr.	North Little Rock, Ark.	12.3	2.1	19 3FGs
G	14	Jailyn Mason	5-9	Jr.	Mason, Ohio	7.2	3.3	20 3FGs

KEY STORYLINES

LADY VOL NOTABLES

- **WESTBROOK LEADING:** Over the past three games, Evina Westbrook has paced Tennessee on offense, averaging 20.7 points, 5.0 rebounds and 4.7 assists while playing 37.0 minutes per contest. She is shooting 47 percent from the field (24-51), 40 percent on threes (4-10) and 77 percent from the free throw line (10-13) during that span.
- **ZAAY STEPPING UP:** Freshman guard Zaay Green has stepped up her scoring game in SEC play, ranking as UT's third-leading point-producer at 10.2 ppg.
- **MEME ALL ABOUT CHARITY:** UT senior Meme Jackson has struggled from the field in SEC play, but she has been spot-on from the free throw line. She has hit 15 of 16 attempts for an SEC-leading 93.8%.
- **BOARD TANDEM:** Rennia Davis and Cheridene Green are averaging 9.8 and 8.8 rpg. in SEC games, helping UT rank No. 1 in rpg. at 47.4 in five conference contests.

BIG ORANGE NUGGETS

- **LOOKING FOR THE TRIO:** In its 12 wins, Rennia Davis (15.6), Meme Jackson (14.7) and Evina Westbrook (14.3) are all averaging double figures in scoring. Zaay Green and Cheridene Green provide 9.3 and 8.3 ppg. In its five losses, Westbrook is averaging 21.4, Zaay Green 11.0, Davis 9.6, Jackson 7.4 and Cheridene Green 7.4.
- **NEW GO-TO PLAYERS:** UT's go-to players are all in new roles and learning to adjust to defenses geared to inhibit them. That can be frustrating. Two sophomores lead the team in scoring (Westbrook, Davis) and freshmen (Green, Burrell) are the fourth and seventh-highest scorers on the team thus far. It bodes well for the future.
- **NO PLACE LIKE HOME:** Rennia Davis leads UT in scoring and rebounding in home games this year at 15.6 ppg. and 9.1 rpg. She hits 47% on FGs, 48% on 3FGs and 89% on FTs at Thompson-Boling Arena.

DID YOU KNOW?

- **WINNINGEST PROGRAM:** The Lady Vol program has the most wins in NCAA history, standing at 1,356-325 through the Alabama game.
- **WARLICK TOPS SEC IN PCT.:** In her seventh year, Holly Warlick tops SEC coaches in winning percentage in league games (72-29, .713).
- **GOOD COMPANY:** With a .737 career win pct., Holly Warlick ranks in the company of WBB notables like Jody Conradt (Texas, .744), Andy Landers (Georgia, .742), Joe Ciampi (Auburn, .740), Sylvia Hatchell, (UNC, .719), Dawn Staley (S. Carolina, .720), C. Vivian Stringer (Rutgers, .715) and Gary Blair (Texas A&M, .711).
- **IN ELITE COMPANY:** Only three schools have reached the Elite Eight more than UT (three times) the past six years (UConn 6, N.D. 5, Baylor 4).
- **100 PERCENT GRAD. RATE:** Every Lady Vol who has completed her eligibility at UT (136) has gotten a degree and earned the right to sign the "Graduation Pole" in the locker room.

2018-19 SCHEDULE

RECORD

12-5

SEC	1-4
NON-CONFERENCE	11-1
HOME	7-3
AWAY	3-2
NEUTRAL	2-0

DATE	OPPONENT (TV/ONLINE)	TIME/RESULT
N5	Carson-Newman [Exhib.] (SECN+)	W, 128-59
N11	Presbyterian (SECN+)	W, 97-49
N14	UNC Asheville (SECN+)	W, 73-46
N18	Florida A&M (SECN+)	W, 96-31
JUNKANOO JAM (BIMINI, BAHAMAS)		
N22	vs. Clemson (FloHoops.com)	W, 78-66
N24	vs. UAB (FloHoops.com)	W, 73-69 (OT)
D2	@NR/RV Okla. St.--SEC/Big 12 Challenge (FS1)	W, 76-63
D5	Stetson (SECN+)	W, 65-55
D9	@ #12/12 Texas (ESPN2)	W, 88-82
D18	#8/9 Stanford (SEC Network)	L, 85-95
D21	East Tennessee State (SECN+)	W, 80-61
D28	Murray State (SECN+)	W, 98-77
D30	Belmont (SECN+)	W, 84-76
J3	@Auburn* (SECN+)	W, 78-69
J6	Missouri* (ESPN2)	L, 64-66
J10	#16/16 Kentucky* (SEC Network)	L, 71-73
J13	@Georgia* (ESPN)	L, 62-66
J17	@Alabama* (SEC Network)	L, 65-86
J21	Arkansas*--We Back Pat (SEC Network)	7:00 p.m.
J24	#1/1 Notre Dame --We Back Pat (ESPN)	7:00 p.m.
J27	LSU*--Live Pink, Bleed Orange (SEC Network)	1:00 p.m.
J31	Florida* (SECN+)	7:00 p.m.
F3	@Vanderbilt* (ESPN2)	3:00 p.m.
F10	@Mississippi State* (ESPN)	2:00 p.m.
F14	Auburn* (SECN+)	7:00 p.m.
F17	@Missouri* (ESPN2)	5:00 p.m.
F21	@Texas A&M* (SEC Network)	9:00 p.m.
F24	South Carolina* (ESPN2)	4:00 p.m.
F28	Vanderbilt* (SEC Network)	7:00 p.m.
M3	@OleMiss* (SECN+)	3:00 p.m.

SEC TOURNAMENT (GREENVILLE, S.C.)

M6-10 TBD TBD

NCAA FIRST & SECOND ROUNDS (TBD)

M22-25 TBD TBD

NCAA REG. (ALBANY/CHICAGO/GREENSBORO/PORTLAND)

M29-A1 TBD TBD

NCAA FINAL FOUR (TAMPA, FLA.)

A5&7 TBD TBD

Schedule Key

- SECN+ games are online broadcasts and are available only on WatchESPN via computers, smartphones and tablets.

^ Denotes all of the games included in the ESPN package (ESPN, ESPN2, ESPNU) and the SEC Network will be available through WatchESPN, accessible online at WatchESPN.com, on smartphones and tablets via the WatchESPN app.

* Southeastern Conference Game

All Times Eastern



QUICK FACTS

THE BASICS

Location: Knoxville, Tenn.
 Founded: 1794
 Conference: Southeastern
 Enrollment: 28,894
 Colors: Orange & White
 Nickname: Lady Volunteers
 Mascot: Smokey
 Band: Pride of the Southland
 Interim President: Randy Boyd
 Interim Chancellor: Wayne T. Davis
 Faculty Representative: Dr. Donald Bruce
 Director of Athletics: Phillip Fulmer
 Senior Woman Administrator: Donna Thomas
 WBB Administrator: Angie Boyd Keck
 Athletic Department Phone: 865-974-1220
 Ticket Office Phone: 1-800-332-VOLS (8657)

COURT FACTS

THOMPSON-BOLING ARENA / THE SUMMITT
 Current Capacity: 21,678
 Record in Arena: 449-41 (.916), 32nd season
 Largest Crowd: 24,653 vs. Connecticut (1/7/06)

MEDIA INFORMATION

CREDENTIALS

Outlets interested in obtaining credentials to cover Tennessee basketball home games must apply for credentials via Sports Systems:

www.sportssystem.com/clients/seccredentials/

Applications for single-game credentials should be submitted at least one week in advance of the game(s) one plans to cover.

COVERING PRACTICE

Only select Tennessee women's basketball practices are open to the media. Contact women's basketball SID Eric Trainer (etrainer@utk.edu) for dates and times. If you would like to cover an upcoming open practice session, please contact Trainer to learn the date of the next availability.

WEEKLY PRESS CONFERENCES

During SEC play, Holly Warlick will host weekly media press conferences in either the Ray and Lucy Hand Digital Studio or at the practice venue. Call the Media Relations Office (865-974-8173) for information.

PHOTOGRAPHER CREDENTIALS

Credentials will be issued only to accredited photographers or those individuals on special assignment. During regular season games, work area includes the floor area at both ends of the court and alongside the corners of the playing floor opposite the team benches. Special arrangements for strobes or catwalk access must be made through the UT Media Relations and Arena Management Offices no later than one week in advance of the game. UT's arena security policy requires that all photographers placing strobes will go through a screening process and must be accompanied by a UT police officer or representative when placing strobes.

WEARING THE "DC" PATCH

- Daedra Charles-Furlow, one of only six Lady Vols to have her jersey hung in the rafters of Thompson-Boling Arena, passed away in Detroit, Mich., on April 14, 2018, at the age of 49. Each UT player is wearing a "DC" patch on their shooting shirt this year to honor her legacy.
- Charles was a 1992 Olympian, a two-time All-American and All-SEC performer (1990 & 1991), 1991 Wade Trophy winner, 1991 SEC Female Athlete of the Year and Women's Basketball Hall of Fame inductee (2007).



Front Row (L-R): Rae Burrell, Zaay Green, Meme Jackson, Evina Westbrook, Jazmine Massengill.
Back Row (L-R): Lou Brown, Kamera Harris, Kasiyahna Kushkituah, Cheridene Green, Mimi Collins, Renna Davis.

2018-19 ROSTER & CLASSROOM NOTES

No.	Name	Ht.	Pos.	Yr.	Hometown Previous School(s)
0	Renna Davis	6-2	G/F	SO	Jacksonville, Fla. Ribault H.S.
<i>Note: Majoring in hotel, restaurant and tourism management....Interested in owning a restaurant some day...Earned associate's degree from Florida State College while in high school.</i>					
2	Evina Westbrook	6-0	G	SO	Salem, Ore. South Salem H.S.
<i>Note: Majoring in journalism and electronic media...Interested in a career in sports broadcasting or with a major sports apparel/shoe company.</i>					
4	Mimi Collins	6-3	F	FR	Waldorf, Md. Paul VI Catholic H.S. (Fairfax, Va.)
<i>Note: Majoring in public relations.</i>					
5	Kamera Harris	6-3	C	JR	Hampton, Ga. Dutchtown H.S.
<i>Note: Majoring in recreation and sport management with anticipated graduation in summer 2019...Named to 2016-17 SEC First-Year Academic Honor Roll.</i>					
10	Meme Jackson	5-11	G/F	SR	Murfreesboro, Tenn. Blackman H.S.
<i>Note: Due to graduate in spring 2019 with a degree in communication studies.</i>					
11	Kasiyahna Kushkituah	6-4	C	SO	Atlanta, Ga. St. Francis H.S.
<i>Note: Majoring in hotel, restaurant and tourism management.</i>					
12	Rae Burrell	6-1	G/F	FR	Las Vegas, Nev. Liberty H.S.
<i>Note: Currently pursuing the university exploratory track of study at UT.</i>					
13	Jazmine Massengill	6-0	G	FR	Chattanooga, Tenn. Hamilton Heights Christian Academy
<i>Note: Majoring in communication studies.</i>					
14	Zaay Green	6-0	G	FR	Duncanville, Texas Duncanville H.S.
<i>Note: Currently pursuing exploratory track in the college of education, health and human sciences.</i>					
15	Cheridene Green	6-3	F	R-SR	London, Eng. Beckenham Acad. 6th Form ASA College
<i>Note: Summer 2018 graduate with a degree in communication studies.</i>					
21	Lou Brown	6-3	F	R-SR	Melbourne, Australia Aust. Inst. of Sport Wash St.
<i>Note: Graduated from Washington State with a degree in sport management in May 2018...Pursuing a master's degree at Tennessee in communication and information with anticipated graduation in winter 2019.</i>					

STAFF

Head Coach: Holly Warlick
 Record at Tennessee: 165-59 (7th Year)
 Overall Record : 165-59 (7th Year)
Assistant Coach: Dean Lockwood
Assistant Coach: Sharrona Reaves
Assistant Coach: Bridgette Gordon
Director of Basketball Operations: Michael Beaumont
Assistant to the Head Coach: Janet McGee
Dir. of Recruiting Ops./Player Personnel: Heather Ervin
Video Coordinator: Alex Varlan
Graduate Assistant: Nicky Anosike
Assoc. Strength & Conditioning Coach: Lee Taylor
Assoc. Director of Sports Medicine: Jenna Kennedy

PRONUNCIATION GUIDE

Cheridene Green	SHARE-ih-dean
Evina Westbrook	ee-VEE-na
Kamera Harris	CAM-er-uh
Kasiyahna "Kasi" Kushkituah	CASS-ee-YAW-nuh "CASS-ee" kush-KITTA-wah
Meme Jackson	ME-ME
Mimi Collins	ME-ME
Nicky Anosike	ANN-oh-SICK-ee
Sharrona Reaves	sha-RON-uh
Renna Davis	reh-NYE-uh
Zaay Green	ZAY

TENNESSEE BASKETBALL MEDIA RELATIONS

ERIC TRAINER

Associate Media Relations Director
 Cell: 865-603-2916
 Email: etrainer@utk.edu
 Twitter: @UTSpaceWrangler

KIMBERLY HOOD

Assistant Media Relations Director
 Cell: 423-552-5617
 Email: khoo3@utk.edu
 Twitter: @allinhoodtime

MEDIA RELATIONS INFORMATION

Location: Anderson Training Center, Ground Level
 Phone: (865) 974-1212
 Fax: (865) 974-9496
 Mailing Address: P.O. Box 15016 Knoxville, TN 37901
 Shipping Address: 1551 Lake Loudoun Blvd.,
 Anderson Training Center, Knoxville, TN 37996-3110
 Thompson-Boling Arena Press Row: (865) 974-0110
 Arena Ticket Office: (865) 656-HOOP

BY THE NUMBERS

8.7

Sophomore Rennia Davis and senior Cheridene Green are averaging 8.7 rebounds per game over their last three contests.

20.7

Evina Westbrook has scored 20, 23 and 19 points over her past three contests, averaging 20.7 ppg. for the Lady Vols during that span.

51.0

The Lady Vols have been strong on the boards, winning the board battle in 15 of 17 games and pulling down 51.0 caroms the past three contests.

TEAM NOTES

TENNESSEE VS. ARKANSAS

- No. 20/17 Tennessee (12-5, 1-4 SEC) plays the first of two home "We Back Pat" games, as Arkansas (13-5, 2-2 SEC) comes to Knoxville for a Monday night contest at Thompson-Boling Arena.
- Tip-off is slated for 7:02 p.m. ET, with the game being carried by the SEC Network and the Lady Vol Radio Network.
- The match-up with the Razorbacks on Monday will be the first of four straight contests on The Summit for the Big Orange. No. 1/1 Notre Dame visits on Thursday at 7 p.m. for the second "We Back Pat" game, followed by LSU on Sunday at 1 p.m. for the "Live Pink, Bleed Orange" contest and Florida next Thursday at 7 p.m.
- The Lady Vols will try to get back on the winning track after dropping their past four contests to Missouri, No. 16/16 Kentucky, Georgia and Alabama.
- UT was in a back-and-forth affair with Bama on Thursday night before a 3-for-21 fourth-quarter shooting effort by UT and a 9-for-17 performance by the home team gave the Crimson Tide an 86-65 win.
- Arkansas, meanwhile, has split its SEC contests, falling to No. 7/6 Mississippi State and Missouri, while defeating Ole Miss and Vanderbilt.
- The Razorbacks, who had Thursday night off, beat the Commodores in Fayetteville last Sunday, 83-62, hitting 13 of 35 three-pointers in that victory.

BROADCAST INFORMATION

- Brenda VanLengen (play-by-play) and LVFL Andraya Carter (analyst) will describe the action for the SEC Network.
- Mickey Dearstone is handling the call for IMG College/Lady Vol Network radio/online broadcasts for the 20th season. A link to the live audio stream can be found on each game's Hoops Central page or the Lady Vol schedule on UTSports.com.
- Air time for games on the Lady Vol Radio Network generally occurs 30 minutes prior to tip-off.
- For UT home games, the Lady Vol Network has a low-power transmitter that makes the game available on the radio at 99.3 FM.

"WE BACK PAT" WEEK

- "We Back Pat" Week is celebrated by all 14 teams in the SEC, and many other basketball programs around the world take time to observe the occasion as well. The initiative, which utilizes promotional public address announcements, video endorsements and television exposure to share a very important message, focuses on raising awareness of Alzheimer's disease and The Pat Summitt Foundation's role in fighting it.
- Fans are encouraged to wear a "We Back Pat" shirt to both games. "We Back Pat" shirts will be available for sale at the Vol Shop. Each shirt contains a special code for a discounted ticket to both UT "We Back Pat" games (Arkansas & Notre Dame).
- Orange and purple shakers, courtesy of the Pat Summitt Foundation, will be available at both games for fans to pick up from the Fan HQ table at Section 129 while supplies last.
- During Monday's halftime, fans will have the opportunity to meet the 2019 Tennessee Softball team and hear a special tribute performance by the Tennessee Pep Band. On Thursday, fans will want to stay in their seats during halftime for the world famous acrobat, Red Panda. Additional promotions and fun can be found at: <https://utsports.com/sports/2017/9/27/fan-experience.aspx>.

- There will be check presentations from various events and organizations to the Pat Summitt Foundation prior to the Arkansas game and one from the Pat Summitt Foundation to the Pat Summitt Clinic at UT Medical Center during the first quarter of the Notre Dame contest.
- To learn more please visit www.patsummitt.org, like the foundation on [facebook.com/webbackpat](https://www.facebook.com/webbackpat), and follow it on Twitter and Instagram @webbackpat.

OTHER PROMOTIONS

- Kids 12 & younger can pick up a wristband at the Fan HQ table on the concourse to participate in the pregame high-five tunnel. Wristbands are limited. To purchase discounted group tickets and reserve wristbands for your team, call 865-946-7000.
- Help us Spark the Summitt during Introductions at the game! Download our new free light-up app, courtesy of Coca-Cola. Once downloaded, simply open your Hoops Hype app when the lights go out, and let your phone do the rest.
- Tickets are available for as low as \$10 at AllVols.com.
- Free parking & shuttle service is available from UT's Ag Campus. Shuttles begin two hours prior to tip.

COMING UP FOR UT AND ARKANSAS

- UT steps out of conference play one last time, as it welcomes No. 1/1 Notre Dame to The Summit on Thursday at 7 p.m. (ESPN) for the Lady Vols' second "We Back Pat" game.
- Arkansas, meanwhile, is back in Fayetteville on Thursday at 7 p.m. CT, facing Alabama in the Razorbacks' "We Back Pat" contest (SECN+).

LAST TIME OUT FOR THE LADY VOLS

- Zaay Green recorded her first career double-double and No. 20/17 Tennessee out-rebounded Alabama, 49-44, but it wasn't enough to overcome a UA team that shot a blistering 50 percent from the floor en route to an 86-65 Tide victory at Coleman Coliseum in Tuscaloosa.
- Sophomore Evina Westbrook was Tennessee's (12-5, 1-4 SEC) high scorer with 19 points and five assists. Zaay Green finished the day with 14 points and 11 rebounds, while fellow freshman Rae Burrell managed 12 points and seven rebounds.
- Alabama (10-8, 2-3 SEC) was led by junior guard Cierra Johnson, who had 17 points and seven rebounds. Ariyah Copeland finished with 16 points and nine rebounds, while Shaquera Wade added 15 points.

NOTES FROM THE UT/BAMA GAME

- **Freshmen Finding Their Groove:** Rae Burrell and Zaay Green each set new SEC and career highs against Alabama. Green set a new SEC high of 14 points and a new career high of 12 rebounds, while Rae Burrell set a new SEC high of 12 points and seven rebounds.
- **Bench Contributing:** After seeing single-digit scoring totals from the bench in its first two SEC games, Tennessee's bench combined for 14 in the following two games before recording 24 against Alabama. It was the most points UT's reserves have produced since scoring 38 points against Murray State on Dec. 28.
- **Big On The Boards:** Tennessee out-rebounded Alabama 49-44 and is averaging 47.4 rpg in SEC play while holding opponents to an average of 36.6 rpg. UT has now beaten 15 of 17 opponents on the glass this season.

2018-19 STORYLINES

Youth Is Served

- 7 of 10 active players are fresh. or sophs.
- 4 freshmen, 3 sophomores

New Blood/Good Chemistry

- 5 of 11 players are new to the program
- Despite turnover, chemistry is very good

Tall Team

- 10 of 11 players on roster are 6-0 or taller
- Only third time UT has had 10+ at least 6-0

Sophomores Are Returning Stats Leaders

- R. Davis (12.0 ppg/7.6 rpg.)
- E. Westbrook (8.4 ppg., 4.3 apg., 2.8 rpg.)

Recruiting Swagger Is Back

- UT has signed the No. 1, No. 4 and No. 8 recruiting classes in 2017, 2018 and 2019.

Lou Brown Injury Is A Big Blow

- Grad. trans. was expected to play key role
- Great attitude/still looked to for leadership

Three Lady Vol Alums On Roster Help Set Level Of Expectation For Players

- Holly Warlick, Bridgette Gordon and Nicky Anosike have been part of many title teams

Brand New Locker Room

- Lady Vols have incredible new locker room
- Spent last season in visiting dressing room

Everyone Is Accountable

- Players like feedback from one another
- Freshmen not afraid to call out a senior

And The Beat Goes On...

- UT loses two All-SEC players & SEC 6th Woman of the Year & rises in preseason polls

Can't Fill Her Shoes With One Player

- UT will use K. Kushkituah, C. Green, M. Collins & K. Harris to replace Mercedes Russell

Who's Going To Hit Three-Balls?

- M. Jackson (50), Westbrook (27), Davis (25) return. Four freshmen look to help.

SEC PRESEASON POLLS

MEDIA

- Mississippi State
- South Carolina
- Tennessee**
- Georgia
- Missouri
- Texas A&M
- Kentucky
- Auburn
- LSU
- Alabama
- Arkansas
- Florida
- Vanderbilt
- Ole Miss

SEC COACHES

- Mississippi State
- South Carolina
- Georgia
- Tennessee**
- Missouri
- Texas A&M
- Kentucky
- Auburn
- LSU
- Alabama
- Arkansas
- Florida
- Vanderbilt
- Ole Miss

AMONG THE BEST ON THE BOARDS

- Over the long haul, Tennessee has demonstrated that rebounding is its strong suit. The Lady Vols have out-rebounded 15 of 17 opponents, with only Texas and Stanford besting the Big Orange.
- In five league games, UT stands No. 1 in the SEC in rebounds per game at 47.4.
- Tennessee has the No. 2 rebounding margin in SEC play at 10.8 through five league games. Mississippi State is first at +19.4 (47.0 to 27.6).
- In all games, UT has the nation's No. 9 rebounding margin (11.6) and ranks No. 7 in rebounds per game (46.00) and No. 6 in total rebounds (782). Those marks all rank No. 2 in the SEC behind MSU.
- The Lady Vols are No. 3 nationally in offensive rebounds per game at 18. They are No. 2 in the SEC, with MSU again No. 1.

DOUBLE-DOUBLE FANTASTIC FIVE

- With five Tennessee players tallying a double-double this season, UT leads the SEC with the most different individual double-doubles. The five Lady Vols include: Rennia Davis (4), Cheridene Green (2), Zaay Green, Kasiyanah Kushkituah and Evina Westbrook. Davis has already recorded the seventh-most career double-doubles by an active player in the SEC (13), and the second-most by an underclassman. She trails only sophomore Unique Thompson of Auburn, who has 15, in that company.

BENCH SHOWING SIGNS

- Tennessee's bench was limited in its production vs. Auburn and Missouri, contributing only nine points and 11 rebounds combined in those two games.
- The reserves aided the cause more visibly vs. Kentucky, however, contributing 14 points and 10 rebounds vs. the Wildcats. They followed with 14 points and 13 boards vs. Georgia and then 24 points and 17 caroms vs. Alabama.

LADY VOLS AMONG SEC LEADERS

- In five SEC games, Evina Westbrook is No. 3 in assists per game (4.6), No. 6 in scoring (17.0), No. 8 in minutes per game (35.0) and No. 12 in both field goal pct. (.403) and steals per game (1.8) among league players.
- Meme Jackson is No. 1 in free throw percentage in SEC games at .938 (15-16).
- Rennia Davis and Cheridene Green rank No. 5 and No. 7 in rebounds per game at 9.8 and 8.8, respectively.
- Green is No. 3 in offensive rebounds per game (4.4), while Davis is No. 4 in defensive rebounds with 6.8.
- Davis is No. 8 in steals per game at 2.0.

32 MINUTES FOR BURRELL AT BAMA

- Rae Burrell carded her most minutes all season in the game at Alabama.
- The freshman wing tallied 12 points and seven rebounds for the Big Orange, marking her first double-figure scoring game since Murray State on Dec. 28 and her fifth such game of the year.
- She had played only 35 minutes combined in the first four SEC contests.

TENNESSEE IN SEC PLAY

- UT is 389-73 in SEC regular-season games through the Alabama game, winning 18 championships and capturing 17 SEC tourney titles through the years.
- During the Holly Warlick era, Tennessee is 72-29 in league games, making Warlick the top-ranked active SEC coach in terms of winning percentage in league play at .713.
- South Carolina's Dawn Staley is the next coach behind Warlick at .693 (113-50/11th season), followed by Vic Schaefer of Mississippi State at .653 (66-35/7th season).
- In only her seventh year as a head coach, Warlick already ranks fourth in total league wins among active SEC coaches and has won regular season titles

in 2013 and 2015, and a tourney crown in 2014.

- Warlick is 93-30 in non-conference games.

BOUNCING BACK

- Tennessee is 38-14 in games following losses during the Holly Warlick era with only 13 occasions of back-to-back losses over the past seven years.
- UT has lost back-to-back home games only once during the Warlick era, with Missouri and No. 16/16 Kentucky earning two-point wins the past two games.
- All-time, the Lady Vol program is 190-43 in games following losses.

LADY VOLS IN THE NAT'L RANKINGS

- After ending the 2017-18 campaign at No. 12 in the AP Poll and No. 17 in the USA Today Coaches Poll, Tennessee opened the 2018-19 season ranked No. 11 (tied) by AP and No. 12 in the USA Today poll.
- UT currently sits at 20th in the AP poll and 17th in the USA Today Coaches Poll after highs of No. 9/8 in the Dec. 17/18 polls.
- The Jan. 14 AP Poll has Tennessee ranked for the 109th time during the seventh season of the Holly Warlick era. UT's Pat Summitt is the all-time leader in poll appearances at 618.
- The Lady Vols were ranked in the top 10 in several preseason polls, including Athlon (No. 5), College Sports Madness (No. 7), Lindy's (No. 8), Sports Illustrated (No. 9) and espnW (No. 10).
- Street and Smith magazine was the outlier, leaving the Lady Vols entirely out of the top 20.

RPI/SCHEDULE STRENGTH

- As of Jan. 18, the Lady Vols are at No. 40 in the NCAA Women's Basketball RPI. Tennessee is fifth among all SEC schools.
- Tennessee stands at No. 40 out of 351 schools in the NCAA's Toughest Schedule report, based on the current winning percentages of teams UT has played thus far.

NATIONAL POLLS

ASSOCIATED PRESS POLL

Updated: Jan. 14

Rank	School	Record	Points
1	Notre Dame (23)	16-1	736
2	Baylor (6)	13-1	706
	UConn (1)	14-1	706
4	Louisville	15-1	652
5	Oregon	15-1	621
6	Stanford	14-1	615
7	Mississippi State	15-1	571
8	NC State	17-0	542
9	Maryland	15-1	505
10	Oregon State	14-2	482
11	Texas	14-2	452
12	Syracuse	14-2	427
13	Gonzaga	16-1	369
14	Marquette	14-3	352
15	South Carolina	12-4	273
16	Kentucky	15-3	243
17	Michigan State	12-3	217
18	Iowa State	13-3	202
19	Arizona State	12-4	192
20	Rutgers	13-3	163
	Tennessee	12-4	163
22	Iowa	11-4	146
23	Minnesota	12-3	76
24	DePaul	12-5	57
25	Indiana	15-2	56

Others receiving votes: Florida State 54, Utah 36, Butler 20, Texas A&M 20, Missouri 19, California 17, Georgia 17, Central Michigan 12, Drake 9, South Dakota 7, Auburn 4, UCF 4, Purdue 3, Clemson 3, Arizona 1

USA TODAY COACHES' POLL

Updated: Jan. 15

Rank	School	Record	Points
1	Notre Dame (26)	16-1	792
2	UConn (4)	14-1	754
3	Baylor (2)	13-1	730
4	Louisville	15-1	708
5	Oregon	15-1	676
6	Mississippi State	16-1	630
7	Stanford	14-1	616
8	NC State	17-0	591
9	Maryland	15-1	540
10	Oregon State	14-2	505
11	Texas	14-2	478
12	Syracuse	14-2	449
13	Marquette	14-3	409
14	Gonzaga	16-1	373
15	Kentucky	15-3	267
16	Arizona State	12-4	263
17	Tennessee	12-4	250
18	Iowa	12-4	247
19	Iowa State	13-3	218
20	South Carolina	12-4	201
21	Florida State	14-2	154
22	Michigan State	12-4	97
23	Rutgers	13-3	77
24	DePaul	12-5	63
25	Minnesota	12-4	48

Others receiving votes: Missouri 45, Texas A&M 31, California 31, Indiana 29, Drake 21, Central Michigan 20, UCF 17, Miami 17, UAB 10, Arizona 9, Utah 8, Butler 7, Purdue 5, Troy 4, New Mexico 4, South Alabama 2, Tulane 2, South Dakota 1, Virginia Tech 1

TRACKING TENNESSEE IN THE POLLS

Wk	AP/Coach	Games	Record This Week
Pre:	#11/12	W-PC	1-0
N12/--	#12/12	W-UNCA, W-vs. FAMU	2-0
N19/20	#11/11	W-vs. Clemson, W-vs. UAB	2-0
N26/27	#11/11	W-@NR/RV Okla. State	1-0
D3-4	#9/9	W-vs. Stetson, W-@#12/12 Texas	2-0
D10-11	#9/9	Idle	----
D17-18	#9/8	L-vs. #8/9 Stanford, W-vs. ETSU	1-1
D24-24	#10/10	W-vs. Murray St., W-vs. Belmont	2-0
D31-31	#10/10	W-@Auburn, L-vs. Missouri	1-1
J7-8	#13/13	L-vs. #16/16 Kentucky, L-@Georgia	0-2
J14-15	#20/17	L-@Alabama	0-1

LADY VOL GAME-BY-GAME STARTERS

OPPONENT	1	2	3	4	5
Presbyterian	F - C. Green	C - Kushkituah	G - Jackson	G - Z. Green	G - Westbrook
UNC Asheville	F - C. Green	F-Davis	C - Kushkituah	G - Jackson	G - Westbrook
Florida A&M	F - C. Green	F-Davis	C - Kushkituah	G - Jackson	G - Westbrook
Clemson	F - C. Green	F-Davis	C - Kushkituah	G - Jackson	G - Westbrook
UAB	F - C. Green	F-Davis	C - Kushkituah	G - Jackson	G - Westbrook
Oklahoma State	F - C. Green	F-Davis	G - Z. Green	G - Jackson	G - Westbrook
Stetson	F - C. Green	F-Davis	G - Z. Green	G - Jackson	G - Westbrook
Texas	F - C. Green	F-Davis	G - Z. Green	G - Jackson	G - Westbrook
Stanford	F - C. Green	F-Davis	G - Z. Green	G - Jackson	G - Westbrook
ETSU	F - C. Green	F-Davis	G - Z. Green	G - Jackson	G - Westbrook
Murray State	F - C. Green	F-Davis	G - Z. Green	G - Jackson	G - Westbrook
Belmont	F - C. Green	F-Davis	G - Z. Green	G - Jackson	G - Westbrook
Auburn	F - C. Green	F-Davis	G - Z. Green	G - Jackson	G - Westbrook
Missouri	F - C. Green	F-Davis	G - Z. Green	G - Jackson	G - Westbrook
Kentucky	F - C. Green	F-Davis	G - Z. Green	G - Jackson	G - Westbrook
Georgia	F - C. Green	F-Davis	G - Z. Green	G - Jackson	G - Westbrook
Alabama	F - C. Green	F-Davis	G - Z. Green	G - Jackson	G - Westbrook
Arkansas					
Notre Dame					
LSU					
Florida					
Vanderbilt					
Mississippi State					
Auburn					
Missouri					
Texas A&M					
South Carolina					
Vanderbilt					
Ole Miss					

BREAKING IT DOWN

2018-19 TENNESSEE LINEUP COMBINATIONS

Gms.	Rec.	Lineup (F-F-C-G-G)
1	1-0	C.Green-Kushkituah-Jackson-Z.Green-Westbrook
2-5	4-0	C.Green-Davis-Kushkituah-Jackson-Westbrook
6-17	7-5	C.Green-Davis-Z.Green-Jackson-Westbrook

OFFENSIVE OPPORTUNITIES

Tennessee shooting from the field (all games):

20%FG: N/A
 30%FG: UAB (.397), STET (.388), UK (.379), UGA (.359), MIZI (.349), ALA (.338)
 40%FG: OSU (.485), FAMU (.481), PC (.474), TEX/ETSU (.450), CU/BEL (.441), UNCA (.419), STAN (.400)
 50%FG: AUBI (.540), MUR (.506)
 60%FG: N/A

DEE -- FENSE

Opponents shooting from the field (all games):

10%FG: FAMU (.186)
 20%FG: N/A
 30%FG: ETSU (.313), PC (.314), UGA (.342), AUBI (.343), UNCA (.353), UAB (.369), OSU (.373)
 40%FG: STET (.404), MUR (.419), TEX (.424), MIZI (.449), BEL (.452), CU (.466), UK (.468)
 50%FG: ALA (.500), STAN (.550)

Leading at the Break (9): FAMU (+40), UNCA (+28), PC (+17), UGA (+12), TEX (+5), MIZI (+1)

Tied at the Break (2): CU, AUBI

Trailing at the Break (6): STET (-16), UK (-11), STAN (-10), UAB (-9), OSU (-3), ALA (-2)

A LOOK AT THE RAZORBACKS

ABOUT ARKANSAS

- The Razorbacks are in the second year of the Mike Neighbors era, and they returned four starters and 10 total letterwinners from a year ago.
- Guard Malica Monk was UA's top returnee, averaging 15.9 ppg. and 3.4 rpg. in 2017-18, while point guard Jailyn Mason tallied 11.0 ppg. and 5.6 rpg.
- Oklahoma transfer Chelsea Dungee leads the team this season in scoring, putting in 16.9 ppg. and knocking down 31 three-pointers thus far.
- Monk is second at 12.3 ppg. and junior college transfer Alexis Tolefree supplies 11.3 ppg., with 41 three-pointers to her credit.

LAST YEAR

- Arkansas was 13-18 overall (3-13 SEC) last season.
- The Razorbacks' only key loss was guard Devin Cospo, who averaged 14.1 ppg. and 5.6 rpg.

UA'S LAST GAME

- The Razorbacks jumped to a 21-9 lead after one and led by 27 points at the half en route to an 83-62 home victory over Vanderbilt on Sunday.
- Arkansas put four players in double figures, led by 16 points from Raven Northcross-Baker. Four of her buckets came from beyond the arc.
- Malica Monk dropped in 15, followed by Kiara Williams with 11 and Chelsea Dungee with 10.
- Arkansas finished 13 of 35 from three-point range, including 5-of-10 marksmanship in the second period. UA now has 144 threes in 466 tries in 2018-19.
- UA forced Vandy into 23 turnovers and generated 27 points off those miscues.

THE LAST TIME WE MET

- Rennia Davis recorded a career-high 33 points and 14 rebounds to lead No. 11/11 Tennessee to a 90-85 win at Arkansas on Feb. 8, 2018.
- Davis connected on 13-of-18 shots from the floor, as the Lady Vols (20-4, 8-3 SEC) earned their 20th victory for the 42nd season in a row. Meme Jackson added 21 points with five 3-pointers, while Jaime Nared netted 16 points, including four clutch free throws in the final 10 seconds to seal the win.
- Devin Cospo scored 29 points for the Razorbacks (6-18, 2-8 SEC), while Malica Monk went 4-for-4 from beyond the 3-point arc and finished with 25 points. UA cut the deficit to two at multiple points in the fourth quarter, but UT held on down the stretch despite no field goals over the last 3:37.

LAST TIME WE HOSTED ARKANSAS

- Mercedes Russell posted her 15th double-double of the season in a 59-46 home win over Arkansas on Feb. 19, 2017.
- After a 2:52 scoring drought by UT to start the first quarter, Russell got things going for the Lady Vols (17-10, 8-6 SEC) by scoring the first five points. She finished the day with 13 points and 10 rebounds, passing Candace Parker for the third most double-doubles by a junior in Tennessee history.
- Jaime Nared broke out of her recent shooting slump to account for a game-high 19 points behind 3-of-5 shooting from beyond the arc. She added nine rebounds and two steals in the contest despite early foul trouble.
- Jessica Jackson (18) and Malica Monk (11) led UA.

UPCOMING OPPONENT

SERIES VS. ARKANSAS
UT LEADS, 30-3

2/29/1992	2/nr	2/nr	H	W	105-59
2/27/1993	1/nr	1/nr	A	W	72-55
1/2/1994	1/nr	1/nr	H	W	89-67
2/7/1995	2/20	2/23	A	W	87-67
1/17/1996	6/20	5/20	H	W	78-66
12/29/1996	6/22	6/24	A	L	75-77
1/1/1998	1/25	1/nr	H	W	88-58
3/27/1998	1/nr	1/nr	N84	W	86-58
12/17/1998	2/nr	2/nr	A	W	82-62
1/10/2000	2/nr	2/nr	H	W	79-69
1/7/2001	2/nr	2/nr	A	W	76-61
2/7/2002	3/nr	4/nr	H	W	93-65
1/30/2003	4/12	4/11	A	W	92-79
1/8/2004	5/nr	5/nr	H	W	83-44
2/26/2004	2/nr	2/nr	A	W	93-71
1/13/2005	8/nr	10/nr	H	W	72-54
2/20/2005	6/nr	6/nr	A	W	84-71
2/5/2006	5/nr	5/nr	H	W	77-37
2/22/2007	2/nr	2/nr	A	W	75-68 (OT)
1/24/2008	2/nr	2/nr	H	W	98-55
1/22/2009	10/nr	12/nr	A	W	76-67
2/4/2010	5/nr	5/nr	H	W	74-57
1/30/2011	5/nr	6/nr	A	W	72-53
1/8/2012	6/nr	7/nr	A	W	69-38
2/23/2012	10/nr	9/nr	H	L	71-72 (OT)
2/24/2013	11/nr	10/nr	A	W	60-54
1/30/2014	10/nr	10/nr	H	W	70-60
1/11/2015	7/nr	9/nr	A	W	60-51
1/14/2016	13/nr	15/nr	A	L	59-64
2/4/2016	23/nr	25/nr	H	W	75-57
3/3/2016	nr/nr	nr/nr	N136	W	68-51
2/19/2017	rv/nr	rv/nr	H	W	59-46
2/8/2018	11/nr	11/nr	A	W	90-85

UT-ARKANSAS SERIES NOTES

- Tennessee holds a 30-3 all-time record vs. Arkansas, dating back to Feb. 29, 1992, when UT prevailed, 105-59, in the initial meeting.
- The Lady Vols are 14-1 in Knoxville, 14-2 in Fayetteville and 2-0 at neutral sites.
- Tennessee is 1-0 in overtime and 2-0 in the postseason vs. UA, meeting for the first time in SEC Tournament play in 2016. UT prevailed, 68-51, in the second round in Jacksonville, Fla., on March 3 of that year.
- UT is 7-1 vs. the Razorbacks during the Holly Warlick era, including 3-0 at home, 3-1 on the road and 1-0 in SEC Tournament play. She is 1-0 head-to-head vs. Mike Neighbors.
- All four road games in the series under Warlick have been close, with UT winning by six in 2013 (60-54) and by nine in 2015 (60-51), losing by five (59-64) in 2016 and winning by five (90-85) in 2018.
- In home games vs. Arkansas during the Warlick era, UT has won by 10 (2014), 18 (2016) and 13 (2017).
- UT's only setback to the Razorbacks in Knoxville came at Thompson-Boling Arena on Feb. 23, 2012, when Arkansas walked away with a 72-71 overtime victory and ended an 18-game Lady Vol winning streak in the series.
- A 75-57 triumph over Arkansas in Knoxville on Feb. 4, 2016, gave Holly Warlick the 100th win of her head coaching career in year number four at Tennessee.
- Despite the series disparity, Tennessee has overcome some significant deficits to claim some recent wins vs. UA.
- UT overcame a nine-point second-half gap in Fayetteville on Jan. 11, 2015, to win, 60-51; an eight-point first-half deficit to win 70-60 in Knoxville on Jan. 30, 2014; and an 11-point second-half gap on Feb. 24, 2013, in Fayetteville to win, 60-54.
- The last time the two teams faced each other as ranked squads was in 2003 when #4-ranked Tennessee won, 92-79, over #12-ranked Arkansas in Fayetteville.
- No. 1/1 Tennessee and unranked Arkansas met in an NCAA Final Four semifinal game in Kansas City, Mo., on March 27, 1998, and the Lady Vols cruised past the Razorbacks, 86-58, en route to their perfect 39-0 season.

HOME SWEET HOME

- This is the 32nd season that the Tennessee women's and men's basketball teams have called Thompson-Boling Arena their home, and the Lady Vols own an incredible 449-41 mark (.916) in the venue.
- The Lady Volunteers have built a 602-65 (.903) home record in contests played at Thompson-Boling Arena, Stokely Athletics Center and Alumni Gym through the years.
- UT is 7-3 there this season and 96-18 during the Holly Warlick era.
- Capacity at Thompson-Boling Arena is 21,678.
- UT has led the nation in attendance 19 times in the past 27 years, finishing second in 2013-14, 2014-15 and 2015-16, and fourth in 2016-17 after an 11-season run at No. 1.
- UT is sixth this season through 10 home games at 7,999.

KUSHKITUAH MAKING PROGRESS

- Kasi Kushkituah scored in double figures in four of the season's first five games and had a 13-point, 13-rebound double-double vs. Clemson in the Junk-anoo Jam. She was averaging 10.2 ppg. and 6.2 rpg. coming home from the Bahamas.
- Kushkituah injured her knee in practice the next week and missed three games (Oklahoma State, Stetson, Texas). Her minutes have been limited since then.
- Since she returned to the court vs. Stanford, she is averaging 2.7 points, 2.4 rebounds and 10.2 minutes.
- The 6-4 center took a big step forward in the Georgia game, however, playing 17 minutes and contributing five points, four rebounds and two blocks.
- Kushkituah followed that with seven points and five rebounds in 13 minutes vs. Alabama.

WESTBROOK DROPPING 20s

- Sophomore point guard Evina Westbrook dropped another 20-point effort in the game at Georgia, firing in 23 points to lead all scorers. She just missed another with 19 at Alabama on Thursday night.
- That effort at UGA marked her eighth performance this season with 20 or more points.
- Westbrook has raised her scoring average to 16.4 ppg. overall (No. 9 in the SEC) and to 17.0 in league games (No. 6 in the SEC).
- Her season scoring average of 16.4 would tie her as the fourth best ever by a UT sophomore (with Bridgette Gordon) if the season ended today.

- With five assists vs. Alabama, she also dished five or more dimes in a contest for the 10th time this year.
- Westbrook's 5.2 assists average is second in the SEC and would rank No. 3 all-time among UT sophomores and No. 8 among UT players in any class.
- Below are the top five scoring and assists totals all-time for UT sophomores.

TOP FIVE UT SOPHOMORE POINTS AVGS.

20.6	Chamique Holdscaw
19.6	Candace Parker
16.6	Tamika Catchings
16.4	Evina Westbrook
16.4	Bridgette Gordon

TOP FIVE UT SOPHOMORE ASSIST AVGS.

5.6	Dawn Marsh
5.4	Lea Henry
5.2	Evina Westbrook
5.0	Holly Warlick
4.5	Ariel Massengale

CHARTING PLAYER DEVELOPMENT

- Check out the differences in scoring averages and shooting percentages between last year and this year for UT's usual starters in 2018-19.

Evina Westbrook

PPG: 8.4/16.4 FG%: .390/.447 3FG%: .318/.426

Rennia Davis

PPG: 12.0/13.8 FG%: .483/.447 3FG%: .329/.426

Meme Jackson

PPG: 8.2/12.5 FG%: .381/.405 3FG%: .357/.371

Kasi Kushkituah

PPG: 1.8/5.4 FG%: .650/.571 RPG: 1.4/3.8

Cheridene Green

PPG: 4.1/8.0 FG%: .549/.545 RPG: 3.7/6.7

YOUTH MOVEMENT FOR LADY VOLS

- Tennessee features seven of 10 active players who are freshmen or sophomores.
- UT has started two seniors (Cheridene Green, Meme Jackson), two sophomores (Rennia Davis, Evina Westbrook) and a freshman (Zaay Green) the past nine games. It's one of the SEC's youngest lineups.
- Texas A&M appears to have the youngest starting five (a quintet of sophomores), while Vandy (Jr./Jr./So./So./Fr.) is next, followed by UT (Sr./Sr./So./So./Fr.) and Kentucky (same).
- Three of the Lady Vols' leading scorers are sophomores, led by Westbrook (16.4) and Davis (13.8 ppg.). Davis also is the leading rebounder at 8.4 per contest.

- Jackson (12.5), Zaay Green (9.8) and Cheridene Green (8.0) are the team's third, fourth and fifth-leading scorers.
- Freshmen wing Rae Burrell (13.4), forward Mimi Collins (13.7), guard Zaay Green (25.8) and point guard Jazmine Massengill (19.4) are all averaging more than 13 minutes per game of duty.

WE'RE AN EVERYTHING SCHOOL

- Including men's and women's basketball, seven different Tennessee teams are currently ranked in the top 25 of their respective sports, including three ranked in the top 10.
- Those teams include men's basketball (3rd, AP), women's basketball (20th, AP), women's swimming & diving (5th, CSCAA), women's soccer (7th, United Soccer Coaches), men's swimming & diving (11th, CSCAA), women's volleyball (19th, AVCA) and men's golf (20th, GCAA).
- This fall, women's soccer advanced to the NCAA quarterfinals, and women's volleyball reached the second round of the NCAA Tournament.

WARLICK IN SEVENTH SEASON

- Head coach Holly Warlick is in her seventh season at the helm of the Lady Vols.
- Warlick's career SEC winning percentage (.740, 71-25) ranks her first among all SEC women's head coaches.
- She accumulated an overall record of 153-54 during her first six years at the helm (2012-18).
- That win total ranked No. 11 among all Power 5 women's coaches, and every other coach on that list has 11 or more seasons of experience as a head coach.
- Only three coaches (Geno Auriemma, Muffet McGraw, Kim Mulkey - four each) have led their schools to more Elite Eights over the past six seasons than Warlick (three).
- Warlick's program is one of only 12 that has appeared in every NCAA Tournament the past six years.
- UT ranks eighth among Power Five schools with a 13-6 NCAA tourney record during the past six years.
- Tennessee claimed three SEC trophies in Warlick's first six years, winning regular-season crowns in 2013 and 2015 and claiming the tourney title in 2014.

LADY VOLS INK NO. 9/8 SIGNING CLASS

- Tennessee women's basketball head coach Holly Warlick announced Nov. 14 that three student-athletes, including the No. 2-ranked player in the country, had inked National Letters of Intent during the early signing period to join the Lady Vol program for the 2019-20 season.
- Returning paperwork on the first day of the early signing period was the nation's consensus No. 1 guard and No. 2 overall player, 6-foot-1 Jordan Horston (Columbus, Ohio / Columbus Africentric Early College), as well as 6-5 center Tamari Key (Cary, N.C. / Cary H.S.) and 6-5 F/C Emily Saunders (Mullens, W.Va./Wyoming East H.S.). Like Horston, Key is a five-star recruit, according to espnW HoopGurlz, while Saunders is a four-star prospect, as rated by ProspectsNation.com.
- The Lady Vols' three-player class currently is ranked at No. 9 overall and No. 3 in the SEC by espnW HoopGurlz and No. 8 by ProspectsNation.com. It follows Tennessee's No. 1-ranked class in 2017 and a No. 4-rated group in 2018.

JORDAN HORSTON/6-1/G/COLUMBUS, OH

- No. 2 overall player, No. 1 guard, five-star recruit by espnW HoopGurlz
- Member of USA U17 National Team and MVP of FIBA U17 World Cup in 2018
- As a junior in 2017-18, she averaged 18.1 points, 5.8 rebounds, 4.5 assists, 5.1 steals and 1.7 blocks.

TAMARI KEY/6-5/C/CARY, NC

- No. 46 overall player, No. 9 post player, five-star recruit by espnW HoopGurlz
- Averaged 13.9 points, 11.2 rebounds, 5.5 blocks as a junior
- Averaged 15.0 points, 12.3 and 5.8 blocks as a sophomore

EMILY SAUNDERS/6-5/F-C/MULLENS, WV

- No. 88 overall player, No. 18 post player, four-star recruit by ProspectsNation.com
- WVSWA 1st-team AA All-State in 2017, 2018
- Averaged 11.6 points, 7.8 rebounds and 6.1 blocks per game as a junior

Lady Volunteers

2019

SIGNING CLASS



TAMARI KEY



JORDAN HORSTON



EMILY SAUNDERS

- Warlick and her staff have had 11 Lady Vols taken in the WNBA Draft.
- The program also continues its 100 percent graduation rate for players who completed their undergraduate eligibility here.

WARLICK 42-37 VS. TOP 25 TEAMS

- During the Holly Warlick era, Tennessee is 42-37 vs. ranked teams.
- UT is 1-2 this season, winning at #12/12 Texas and falling at home to #8/9 Stanford and #16/16 Kentucky.
- The Lady Vols were 7-6 in 2017-18 after winning vs. #20/20 Marquette, vs. #2/4 Texas, at #18/24 Stanford, at #9/8 South Carolina, vs. #14/12 Texas A&M, vs. #18/18 Georgia and vs. #7/6 South Carolina, while falling at #17/16 Texas A&M, at #5/5 Notre Dame, vs. #3/3 Mississippi State, at #13/13 Missouri, vs. #8/8 South Carolina in the SEC Tourney and vs. #13/12 Oregon State in the NCAA Tourney.

- AP Top 25: 42-37 (.532)
- AP Ranked 1: 0-1 (.000)
- AP Ranked 2: 1-3 (.250)
- AP Ranked 3: 1-5 (.167)
- AP Ranked 1-5: 4-13 (.235)
- AP Ranked 1-10: 16-20 (.444)
- AP Ranked 11-25: 26-17 (.605)

- USA TODAY Top 25: 40-37 (.519)
- USA TODAY Ranked 1: 0-1 (.000)
- USA TODAY Ranked 2: 1-3 (.250)
- USA TODAY Ranked 3: 0-5 (.000)
- USA TODAY Ranked 1-5: 4-14 (.222)
- USA TODAY Ranked 1-10: 14-22 (.389)
- USA TODAY Ranked 11-25: 26-15 (.634)

LADY VOLS ALL-TIME VS. TOP 25 TEAMS

- Overall: 483-204 (.703)
- AP Ranked 1-10 : 192-144 (.571)
- AP Ranked 11-25: 262-55 (.826)
- USA TODAY Ranked 1-10: 148-103 (.590)
- USA TODAY Ranked 11-25: 230-42 (.846)

30+ POINT PERFORMANCES (1)

Meme Jackson (1): 33 vs. Texas

20+ POINT PERFORMANCES (14)

Evina Westbrook (8): 29 vs. Okla. St., 27 vs. Stanford, 23 vs. Texas and Georgia, 20 vs. Presbyterian, Stetson, Belmont and Kentucky.

Meme Jackson (3): 33 vs. Texas, 27 vs. Auburn, 23 vs. ETSU

Rennia Davis (3): 24 vs. Stetson, 23 vs. Auburn, 20 vs. Murray State

DOUBLE-DOUBLES (9)

Rennia Davis (4): FAMU (14/11), Stanford (14/10), Murray State (20/13), Aub.1 (23/14)

Cheridene Green (2): Presby. (13/11), Miz (13/14)

Zaay Green (1): Ala (14/11)

Kasiyahna Kushkituah (1): UAB (13/13)

Evina Westbrook (1): Stanford (29/10 assts.)

DOUBLE-DIGIT REBOUNDS (13)

Rennia Davis (5): Aub.1 (14), Mur. St. (13), UGA (12), FAMU (11), Stan. (10)

Cheridene Green (5): Ky. (15), Miz (14), OSU (13), Presb. (11), UGA (10)

Zaay Green (1): Ala. (11)

Mimi Collins (1): FAMU (10)

Kasiyahna Kushkituah (1): UAB (13)

40-MINUTE EFFORTS (3)

Evina Westbrook (2): Texas, Stanford

Meme Jackson (1): Texas

CARDIAC COMEBACK KIDS

- Call them the "the cardiac kids," "comeback kids" or anything similar, but cardiac, comeback and kids are all appropriate when describing the 2018-19 Lady Vols.

- UT has one of the youngest lineups in the nation, with seven of 10 players listed as freshmen or sophomores.
- The starting lineup includes two seniors, two sophomores and a freshman.
- Tennessee has trailed in 14 of 17 games this year and by double digits in six of them, including a 20-point, third-quarter deficit vs. Stetson that Holly Warlick's squad overcame.
- The Lady Vols trailed No. 12/12 Texas by 11 in the first quarter, erased the deficit in the second quarter, led by five at the half and staved off repeated Longhorn challenges in the second half to prevail, 88-82.
- UT was behind by 15 in the second quarter to No. 8/9 Stanford and rallied to take the lead by two (58-56 in the third) before eventually falling, 95-85.
- Tennessee was down by five early to Belmont and twice trailed the Bruins in the fourth quarter before securing the win.
- UT trailed Kentucky by 17 in the first quarter and by 16 in the third quarter before cutting it to two before eventually falling by two.
- The Lady Vols led Georgia by 17 in the first half and 16 in the second before trailing by seven with five minutes to go. They cut the deficit to one multiple times but came up just short.

THREE-BALLS IN THE REPERTOIRE

- Tennessee is averaging 6.2 three-pointers made per game (106 through 17 games). If UT played 33 games as it did last season, it would factor out to 205 made for the year. That would rate as the No. 6 total in school history.
- Senior Meme Jackson leads UT way with 39 treys through 17 games, followed by three others starters in double digits.
- Sophomore Rennia Davis has 20, sophomore Evina Westbrook has 20, and freshman Zaay Green has 15.
- Jackson hit 50 in 33 games in 2017-18, while Westbrook and Davis hit 27 and 25, respectively.
- UT, however, has had a trend of fewer attempts and makes the past four games heading into the Arkansas contest. UT is 15 of 60 during that span, averaging only 3.8 makes in the four consecutive losses.

DEFENSIVE HIGH POINTS

- After falling behind 23-14 at Texas after one, the Lady Vols held the Longhorns to only 12 points in the second frame to turn a one-time 11-point deficit into a 40-35 lead at the break. Texas was held to no field goals during an 8:34 span of the second stanza.
- UT needed stops, and it got 13 consecutive to turn a 20-point, third-quarter deficit (42-22) into a 44-42 lead en route to a 65-55 win over Stetson.
- At Oklahoma State, UT held OSU to four points in the opening 6:17 of the third quarter (while scoring 19) to turn a 40-43 deficit into a 59-46 lead. OSU ended up scoring only six points in that period to UT's 21.
- Tennessee has forced foes to turn the ball over 20 or more times in six of 17 games, most recently vs. Murray State. Missouri had 19.
- The Lady Vols have caused two opponents (Presbyterian, Florida A&M) to commit 30+ turnovers. The last time UT forced two or more 30+ turnover games by foes in a season was in 2014-15, when UT forced 30+ in games 2-4 (Oral Roberts, Winthrop, Tennessee State).
- UT has tallied 22 steals twice in a game this season -- vs. Presbyterian and Florida A&M. UT last posted two 20+ steals efforts in a season in 2014-15 (21-Oral Roberts, 21-Tenn. St.). The Lady Vols haven't had three 20+ steals games since 1997-98, when the 39-0 team had five.
- UT held UAB without points on 11 of its final 13 possessions in regulation to come from 12 down to force overtime at the Junkanoo Jam.
- Clemson led 60-58 with 6:10 to go in the fourth before the Lady Vols held the Tigers to six points the rest of the way while scoring 20 of their own.
- UT held Florida A&M to 18.6 percent shooting, the lowest since Arkansas shot 18.2 percent on Jan. 8, 2012, and the sixth lowest ever by a Lady Vols foe.
- The 31 points scored by FAMU was the sixth fewest

AN ELITE PROGRAM

100 Percent Graduation Rate

All-Time Winningest Women's Basketball Program In NCAA History

Eight NCAA National Championships

37 NCAA Tournament Appearances

18 NCAA Final Fours

34 NCAA Elite Eight Appearances

34 NCAA Sweet 16 Appearances

18 SEC Regular-Season Titles

17 SEC Tournament Championships

21 WBCA/Kodak All-Americans

14 U.S. Olympians

12 WBB Hall Of Fame Inductees

47 WNBA Players

42 WNBA Draft Picks

17 WNBA First-Round Picks

3 WNBA No. 1 Picks

THE WARLICK ERA

100 Percent Graduation Rate

6 NCAA Tournament Appearances

3 NCAA Elite Eight Appearances

4 NCAA Sweet 16 Appearances

2 SEC Regular-Season Titles

1 SEC Tournament Championship

11 WNBA Players

11 WNBA Draft Picks

2 WNBA First-Round Picks



LADY VOL OLYMPIANS

FACT: Every U.S. Olympic Team has had a Lady Vol on it.

COACHING STAFF

Pat Summitt

1976 Montreal
Player (Silver)
(UT Martin graduate)
1980 Moscow
Assistant Coach (Boycott)
1984 Los Angeles
Head Coach (Gold)

Nancy Darsch

1984 Los Angeles
Assistant Coach (Gold)
1996 Atlanta
Assistant Coach (Gold)

ATHLETES

Cindy Brogdon

1976 Montreal (Silver)

Tamika Catchings

2004 Athens (Gold)
2008 Beijing (Gold)
2012 London (Gold)
2016 Rio de Janeiro (Gold)

Daedra Charles

1992 Barcelona (Bronze)

Bridgette Gordon

1988 Seoul (Gold)

Lea Henry

1984 Los Angeles (Gold)

Chamique Holdscrow

2000 Sydney (Gold)

Kara Lawson

2008 Beijing (Gold)

Nikki McCray

1996 Atlanta (Gold)
2000 Sydney (Gold)

Carla McGhee

1996 Atlanta (Gold)

Cindy Noble

1980 Moscow (Boycott)
1984 Los Angeles (Gold)

Candace Parker

2008 Beijing (Gold)
2012 London (Gold)

Jill Rankin

1980 Moscow (Boycott)

Patricia Roberts

1976 Montreal (Silver)

Holly Warlick

1980 Moscow (Boycott)



ever allowed by Tennessee and the five fourth-period points by FAMU were third fewest in a quarter.

- UT held Auburn to 69 points, its second lowest total of the year behind the Iowa State game (64), which was the Tigers' third game of the preseason WNIT.

GOING ON RUNS/ALLOWING RUNS

- UT has put together 12 runs of 10 or more points this season, including two of 20+.
- The Lady Vols have recorded runs of 22 (STET, 3Q), 20 (FAMU, 1Q, 20-0 game-opening run), 16 (PC, 1Q/FAMU, 4Q), 13 (PC, 3Q/UNCA, 2Q/CU, 4Q/BEL, 2Q), 11 (UNCA, 1Q) and 10 (TEX, 2Q/ETSU, 3Q/BEL, 1Q) thus far.
- Tennessee has allowed only four double-digit runs this season. Stetson reeled off 17 straight (1Q-2Q), Alabama had an 11-0 run (4Q), and Stanford (2Q) and Georgia (3Q) had 10-0 sprees.

COMEBACKS/DEFICITS/TURNAROUNDS

- UT has trailed in 14 of 17 games thus far, including -24 vs. Alabama (:09, 4Q), -20 vs. Stetson (7:16, 3Q), -17 vs. Kentucky (2:09, 1Q), -15 vs. Stanford (1:24, 2Q), -12 vs. UAB (7:41, 4Q), -11 vs. Texas (:04, 1Q), -7 vs. Georgia (5:13, 4Q), -5 vs. Belmont (8:21, 1Q) and Missouri (1:37, 4Q), -4 vs. Clemson (6:20, 3Q), -3 vs. Presbyterian (7:51, 1Q), Oklahoma State (9:46, 3Q) and Auburn (1:13, 2Q), and -2 vs. Murray State (5:54, 1Q).
- The Lady Vols came back to win nine of the 14 games they have trailed in 2018-19.
- They rallied from 15 points down in the second frame vs. Stanford and took a two-point lead in the third quarter before losing by 10.
- UT trailed UK by 17 in the first quarter and 16 in the third before rallying to within two late in the fourth and eventually losing by two.
- UT's fourth-quarter comeback wins include: UAB, -12 (7:41, 4Q), Clemson, -2 (6:10, 4Q) and Belmont, -1 (6:12, 4Q & 5:27, 4Q).
- The largest deficit (20) as well as first-half (17/2Q), halftime (16) and second-half (20/3Q) deficits overcome for a win during the Holly Warlick era came this season vs. Stetson on Dec. 5, 2018. UT trailed Stetson 42-22 with 7:16 to go in the third period. The second half deficit tied for the largest with the Jan. 3, 2009, game at Rutgers.
- The largest deficit (23) as well as first-half (23), halftime (20) and second-half deficit (20/18:17/2H) ever overcome for a victory by UT were vs. Rutgers (55-51) on Jan. 3, 2009. UT trailed, 31-8, with 2:15 to go in the first half. The second-half deficit was tied by UT being down 20 to Stetson this season.
- UT's second-biggest comeback of the Warlick era was vs. Gonzaga in Spokane, Wash., on March 28, 2015, with UT trailing by 17, 57-40, with 6:34 remaining in the NCAA Sweet 16.
- UT also rallied from 17-down for a 52-46 win over Virginia in the 1996 Elite Eight to reach the Final Four and win the Lady Vols' fourth NCAA title, giving UT two 17-point NCAA comeback victories.
- The biggest SEC first-half deficits overcome for wins in the Warlick era were 15 in the first half at Alabama (Feb. 2, 2014) and vs. LSU (March 7, 2014) in the SEC Tournament.
- Prior to this season, the largest home halftime deficit overcome (13) during Warlick era was vs. Notre Dame on Jan. 16, 2017.
- The biggest road halftime deficit overcome (12) was at Middle Tenn. on Nov. 8, 2013.
- The largest positive home turnaround (30 points) of the Warlick era occurred when UT trailed Stetson by 20 in the second half and then won by 10.
- The largest positive road turnaround (25 points) of the Warlick era occurred when Alabama led Tennessee by 15 in the first half and then trailed UT by as many as 16 in the second half (31) en route to a 10-point UT win (25-point final overall turnaround).
- The largest negative turnaround game under Warlick came on Jan. 18, 2018, when #6/7 UT led #5/5 Notre Dame by 23 with 7:03 left in the second quarter, trailed by 16 with 15 seconds left (39) and wound up losing by 14 for a final 37-point reversal.

- In SEC play, the largest negative turnaround came on Jan. 19, 2017, when UT led by 17 in the first quarter and trailed by 23 in the fourth (40) before losing by 16 at Auburn for a 33-point turnaround.
- UT's largest margin of victory under Holly Warlick was 68 (110-42) vs. Lipscomb on Dec. 29, 2013.
- Tennessee's highest point total scored under Warlick was 131 vs. Troy on Dec. 6, 2017 (131-69).
- The largest margin of defeat during the Warlick era was 23 at #3/3 Baylor (53-76) on Dec. 18, 2012. That game also produced the worst halftime deficit in school history (25).
- The largest margin of defeat at home was 22 vs. Baylor (88-66, Dec. 4, 2016).
- The lowest point total in UT's modern day history came at home vs. Virginia Tech (43) on Dec. 6, 2015.
- The lowest point total by a foe during the Holly Warlick era was 34 by Central Arkansas on Nov. 30, 2017.
- UT's best-ever game-opening run (20-0) came vs. Florida A&M on Nov. 18, 2018.
- An opponents' best game-opening run (19-0) came on Jan. 22, 2007, vs. Duke in Knoxville.

HOOPS RUNS IN THE FAMILY

- Several Lady Vols had parents who played basketball in college.
- Rae Burrell's mom Ann (Barry) Burrell played at Nevada-Reno, where she averaged 10.6 rebounds per game one season and yanked down a school-record 25 in one contest. Dad John Burrell was a long jump All-American at UNR and cousin Evan Roquemore played basketball at Santa Clara from 2010-14.
- Mimi Collins' dad, Derwin "Tank" Collins played basketball at the University of New Orleans. In Collins' senior season, he led UNO in scoring with a 17.3 points per game average. UNO advanced to the 1991 NCAA Tournament but lost to Kansas, 55-49, in the opening round. To conclude his collegiate career, Tank was named the American South Conference Men's Basketball Player of the Year. After college Collins played in the Philippine Basketball Association for Presto Ice Cream.
- Zaay Green's mother (Yolanda Harris) was a four-year starter on the basketball team at Stephen F. Austin from 1994-97 and still holds the program's No. 6 all-time single-season steals total (87, 1996-97). Her father (Zoderick Green) was an All-America player at Central Oklahoma and still holds the school record for assists in a game with 17 vs. Tarleton State in 1995.
- Kasiyahna Kushkituah's uncle, Quennon Echols, played basketball at Murray State; and her God-uncle, Shareef Abdur-Rahim, is a retired NBA player who was a 2000 U.S. Olympic gold medalist and 2002 NBA All-Star.
- Jazmine Massengill's brother, C.J., played at the University of Tennessee at Chattanooga, and her cousin, Mariah Massengill, played basketball at Eastern Kentucky.
- Evina Westbrook's dad, James, played basketball at Oregon State.

WARLICK VS. THE LADY VOL FAMILY

- Against teams with former Lady Vol players and/or staffers, Holly Warlick is 35-16, including 0-4 vs. Alabama (Brian Johnson), 1-0 vs. Alcorn State (Tonya Edwards), 1-0 vs. Appalachian State (Angel Elderkin), 1-0 vs. Florida (Sarah Wilkinson), 6-4 vs. Kentucky (Matthew Mitchell, Sharon Pillow, Kyra Elzy, Niya Butts, Amber Smith), 2-0 vs. Lipscomb (Greg Brown), 5-3 vs. LSU (Nikki [Caldwell] Fargas, Tasha Butts, Mickie DeMoss), 1-0 vs. Middle Tennessee (Alex Fuller), 2-0 vs. North Carolina (Sylvia Hatchell), 5-1 vs. Ole Miss (Dustin Edwards, Alex Fuller Simmons), 5-4 vs. South Carolina (Jollette Law, Nikki McCray-Penson), 4-0 vs. Vanderbilt (Carolyn Peck) and 2-0 vs. Wichita State (Jody Adams, Bridgette Gordon).
- Against teams with former Lady Vols on staff, Warlick is 20-10, including 5-2 vs. LSU (Nikki [Caldwell] Fargas, Tasha Butts), 3-3 vs. South Carolina (Nikki McCray-Penson), 1-0 vs. Middle Tennessee (Alex Fuller), 5-1 vs. Ole Miss (Alex Fuller Simmons), 1-0 vs. Alcorn State (Tonya Edwards), 2-0 vs. Wichita State (Jody Adams, Bridgette Gordon) and 3-3 vs.

LADY VOLS IN THE WNBA

DURING THE 2018 SEASON

DIAMOND DESHIELDS

2018 Chicago Sky
2018 WNBA All-Rookie Team

ISABELLE HARRISON

2015-16 Phoenix Mercury
2017 San Antonio Stars
2018 Las Vegas Aces (Inj. Reserve)

GLORY JOHNSON

2012-15 Tulsa Shock
2016-present Dallas Wings
2-time WNBA All-Star
2012 WNBA All-Rookie Team

JAIME NARED

2018 Las Vegas Aces

CANDACE PARKER

2008-present Los Angeles Sparks
2016 WNBA Champion
2016 WNBA Finals MVP
2008 & 2013 WNBA MVP
2013 WNBA All-Star Game MVP
5-time WNBA All-Star
5-time All-WNBA First Team
3-time All-WNBA Second Team
2-time All-Defensive Second Team
2008 WNBA Rookie of the Year/
All-Rookie Team
WNBA Top 20 @ 20

MERCEDES RUSSELL

2018 New York Liberty
2018 Seattle Storm
2018 WNBA Champions

SHEKINNA STRICKLEN

2012-14 Seattle Storm
2015-present Connecticut Sun



WNBA BY THE NUMBERS

47

All-time WNBA players who played collegiately at Tennessee

42

WNBA draft picks, including 16 first-round selections

3

No. 1 overall picks:

11

WNBA draft picks for the Lady Vols during the Holly Warlick coaching era, including two first-round selections

Isabelle Harrison
2015, Phoenix

Diamond DeShields
2018, Chicago

Ky. (Shalon Pillow, Kyra Elzy, Niya Butts).

- Against teams with former Tennessee staff members coaching, Warlick is 22-12, including 0-4 vs. Alabama (Brian Johnson), 1-0 vs. Appalachian State (Angel Elderkin), 1-0 vs. Florida (Sarah Wilkinson), 6-4 vs. Ky. (Matthew Mitchell, Kyra Elzy, Amber Smith), 2-0 vs. Lipscomb (Greg Brown), 5-2 vs. LSU (Nikki [Caldwell] Fargas, Tasha Butts, Mickie DeMoss), 2-0 vs. North Carolina (Sylvia Hatchell), 2-1 vs. South Carolina (Jolette Law) and 4-0 Vanderbilt (Carolyn Peck).
- Against former Lady Vols as head coaches, Warlick is 9-3, including 5-3 vs. Nikki [Caldwell] Fargas (LSU), 1-0 vs. Tonya Edwards (Alcorn St.) and 2-0 vs. Jody Adams (Wichita State).

OFF AND RUNNING

- Tennessee got off to an 8-0 start for the third time in Holly Warlick's seventh season as head coach. UT was 8-0 for just the eighth time since 2000.
- Last year's squad got off to a 15-0 start and the 2013-14 unit began the year 10-0.

UT TOP FOUR IN BOTH SEC POLLS

- Members of the media picked Tennessee to finish third in the SEC this season, ranking behind Mississippi State and South Carolina.
- The league's coaches predicted the Lady Vols to wind up fourth, finishing behind Mississippi State, South Carolina and Georgia.

UT'S PRESEASON ACCOLADES

- Sophomore guard/forward Renna Davis is on the Cheryl Miller Award and John R. Wooden Award Preseason Watch Lists and was an All-SEC First Team pick by the coaches and media.
- Sophomore point guard Evina Westbrook is on the Nancy Lieberman Award Preseason Watch List and was an All-SEC Second Team choice by the coaches.
- Both players are on the Women's Citizen Naismith Trophy Preseason Watch List.

LADY VOLS AT A GLANCE

- Tennessee returns three starters and six letterwinners from last season's 25-8 squad that advanced to the NCAA Second Round.
- After deploying the nation's No. 1 recruiting class as freshmen in 2017-18, the Lady Vols follow that by welcoming a No. 4-rated 2018-19 rookie collection.
- With four players in the freshman class and three in the sophomore group, Tennessee will feature seven members of its 10-player active roster (70 percent) playing their first or second year of college hoops.
- With five newcomers to the program (four freshmen, one graduate transfer), 45 percent of the Big Orange's roster are first-year members of the UT program.
- Among the 25 wins accumulated by the 2017-18 Lady Vols were triumphs over national powers South Carolina (twice), Texas and Stanford.
- The Big Orange women were 11-5 in league play a year ago and finished tied for fourth, just one game out of sole possession of second in the SEC standings (Mississippi State went undefeated and made it to the NCAA title game).
- The Lady Vols lost four letterwinners, including two All-SEC starters, the SEC 6th Woman of the Year and another player who was in 30 games a year ago.

THE RETURNEES

- Tennessee returns three starters in 6-2 sophomore forward Renna Davis (12.0 ppg., 7.6 rpg.), 6-0 sophomore point guard Evina Westbrook (8.4 ppg., 2.8 rpg., 4.3 apg.) and 5-11 senior wing Meme Jackson (8.2 ppg., 4.2 rpg.).
- Davis is the Lady Vols' top returnee in scoring (12.0), rebounds (7.6) and steals (1.1).
- Top returning reserves include 6-3 redshirt senior forward Cheridene Green (4.1 ppg., 3.7 rpg.) and 6-4 sophomore center Kasiyahna Kushkituah (1.8 ppg., 1.4 rpg.).
- Davis and Westbrook started from day one a year ago and made the 2018 SEC All-Freshman Team.
- Jackson has started 52 games the past two seasons, leading UT in three-pointers (50) in 2017-18, while Kushkituah and Green played back-up roles and

showed promising flashes as reserves a year ago.

- Also back is 6-3 junior center Kamera Harris, who is trying to earn minutes in the paint as well.

NO. 4-RANKED FRESHMAN CLASS

- Tennessee's 2018 signing class was ranked No. 4 by ESPNW HoopGurlz and ProspectsNation.com.
- Zaay Green (6-0 guard from Duncanville, Texas) is ranked No. 10 by ESPN and No. 26 by ProspectsNation. She is a McDonald's and Naismith All-American and was picked to play in the Jordan Brand Classic.
- Green hails from Duncanville (Texas) High School, the same prep alma mater as Lady Vol, WNBA and USA Basketball legend Tamika Catchings.
- Jazmine Massengill (6-0 point guard from Chattanooga) is ranked No. 11 by ProspectsNation and No. 25 by ESPN. She is a McDonald's All-American and was picked to play in the Jordan Brand Classic.
- Massengill is the first Lady Vol basketball player from Chattanooga.
- Mimi Collins (6-3 forward from Waldorf, Md.) is ranked No. 9 by ProspectsNation and No. 49 by ESPN. She is a McDonald's and Naismith All-American, a top-five finalist for the Naismith Girls' High School Player of the Year and was picked to play in the Jordan Brand Classic.
- Rae Burrell (6-1 wing from Las Vegas, Nev.) is rated No. 43 by ESPN and No. 119 by ProspectsNation. She was a two-time member of the American Family Insurance ALL-USA Nevada Girls Basketball Team and the 2018 Las Vegas Review-Journal Best of Nevada Preps Female Athlete of the Year.

GREAT G.A. ADDITION TO THE STAFF

- After the position was vacant last season, Holly Warlick filled her graduate assistant role with a former Lady Vol standout and team leader for 2018-19.
- Returning to Rocky Top is Nicky Anosike, a 6-4 center who was a four-year starter at UT from 2004-08 and helped the Lady Vols claim NCAA titles in 2007 and 2008.
- She was noted as a player who held, and insisted others hold, teammates accountable for their commitment and performance in practice and games.
- Anosike played in the WNBA (Minnesota/Washington/Los Angeles) from 2008-12 before embarking on a teaching career.
- Before returning to Knoxville, Anosike was teaching sixth grade world history and eighth grade U.S. history at Azalea Middle School in St. Petersburg, Fla.
- Head coach Holly Warlick, assistant Bridgette Gordon and Anosike all played at Tennessee, and all were part of NCAA title teams as players and/or coaches.

LADY VOLS SPORTING TALL ROSTER

- UT has only one player standing shorter than six-feet tall, and that is 5-11 senior wing Meme Jackson.
- This marks the third time in school history that the Lady Vols have sported 10 players standing six-feet tall or higher on a roster. The other occasions were in 2009-10 and 2014-15, when UT also had 10.
- The Lady Vols feature five players 6-3 or taller, marking the first time that has occurred during the Holly Warlick era and for the initial time since 2009-10.
- The only other times UT had five on the roster standing 6-3 or taller occurred in 2004-05 (6), 2005-06 (6), 2007-08 (5), 2008-09 (5) and 2009-10 (5).

ALWAYS A CHALLENGING SCHEDULE

- Tennessee's schedule features 17 of 29 contests against schools earning NCAA (13), WNIT (3) or WBI (1) berths last season.
- Among the marquee out-of-conference match-ups, the itinerary includes home games vs. Stanford (Dec. 18) and Notre Dame (Jan. 24) and a Dec. 9 contest at Texas.
- Combined with SEC showdowns at home vs. South Carolina and on the road at Mississippi State, the schedule provides Tennessee games against each of last year's NCAA finalists (Notre Dame and Mississippi State) and four of the nation's preseason top 10, according to Charlie Creme's ESPN.com Way-Too-Early Top 25.
- Among UT's opponents this season, Notre Dame

STATISTICAL RANKINGS

SELECT TEAM CATEGORIES

STAT	NCAA	SEC	VALUE
Asst./TO Ratio	143	9	0.87
Asst. Per Game	99	4	14.5
Blocks Per Game	119	7	3.6
Fewest Fouls	287	11	321
Fewest Turnovers	237	9	285
Field Goal % Pct.	73	7	42.9
Field Goal % Def	181	10	39.6
Free Throw Atts.	13	2	374
Free Throws Made	24	4	249
Free Throw %	225	12	66.6
Off. Reb. Per Gm.	3	2	18
Per. Fouls Per Gm.	255	13	18.9
Rebound Margin	9	2	11.6
Rebounds Per Gm.	7	2	46.0
Scoring Defense	229	13	65.3
Scoring Margin	48	5	11.9
Scoring Offense	26	2	78.4
Steals	54	5	165
Steals Per Game	69	4	9.7
3-Pt FG %	82	4	33.5
Turnover Margin	106	7	1.94
Turnovers Forced	76	6	18.71
Turnovers Per Gm.	208	13	16.8
Won-Lost %	74	7	70.6

SELECT IND. CATEGORIES (TOP 100)

STAT	NCAA	SEC	VALUE
Assists			
Evina Westbrook	33	3	88
Asst. Per Game			
Evina Westbrook	43	3	5.2
Free Throw Atts.			
Evina Westbrook	38	3	94
Free Throws Made			
Evina Westbrook	79	7	63
Rebounds Per Gm.			
Rennia Davis	88	5	8.4
3-Pt. FGs Made			
Meme Jackson	92	7	39



(1st), Stanford (6th), Mississippi State (8th), Texas (10th), Missouri (11th), Georgia (13th), South Carolina (15th) and Texas A&M (22nd) are in Crème's Top 25.

- Tennessee has selected dates for a pair of games that bring attention to great causes.
- The Lady Vols will play host to the annual "We Back Pat" game on Jan. 21 vs. Arkansas.
- The contest, which is held in conjunction with the Southeastern Conference's We Back Pat Week observance, creates awareness and raises money for the fight against Alzheimer's disease.
- Women's basketball and Lady Vol coaching legend Pat Summitt saw her career and life cut short by the disease.
- UT also will host its "Live Pink, Bleed Orange" game on Jan. 27 when LSU comes to town, generating publicity and funds for the fight against breast cancer.
- Coaches Holly Warlick (UT) and Nikki Caldwell (LSU), who both played and coached at Tennessee, started an organization called Champions For A Cause that is involved in fund-raising, support and education projects.

HISTORIC UT-UConn SERIES RENEWED

- The Naismith Memorial Basketball Hall of Fame announced on Aug. 14 the renewal of the Tennessee-UConn series, starting with the 2019-20 season.
- The teams consistently met from 1995-2007 but haven't played each other since. UConn leads the series, 13-9, but UT has won the last three meetings.
- Tennessee and UConn account for 19 National Championships, dozens of impact players in the WNBA and many of the sport's all-time greats.
- As part of the two-year series, UConn will host UT during the 2019-20 season (Jan. 23, 2020), with a portion of the proceeds benefitting the Pat Summitt Foundation and the Naismith Memorial Basketball Hall of Fame. In the 2020-21 season, the Lady Vols will host the Huskies in Knoxville (date to be determined), with a portion of the proceeds again benefiting the Pat Summitt Foundation and the Naismith Memorial Basketball Hall of Fame, as well as the Women's Basketball Hall of Fame.

BRAND NEW LOCKER ROOM

- On Sept. 7, UT celebrated the dedication of the Larry Pratt Locker Room Complex at Thompson-Boling Arena.
- Pratt is the same person for whom the Tennessee practice facility, Pratt Pavilion, is named.
- Pratt's lead commitment of \$2 million—coupled with other leadership gifts—enabled UT to finance the top-notch locker room facility entirely through private funds.
- The complex provides UT's basketball student-athletes very impressive headquarters during practices and games as well as for medical treatment, film sessions and other team-oriented functions.
- The project, which involved demolition of the old infrastructure and a complete rebuild of that space, resulted in brand-new dressing, meeting and film rooms for both teams and a state-of-the-art sports medicine area. The upgrades certainly enhance the experiences of current Vols and Lady Vols, but they also provide an impressive showpiece during the recruiting process.

SIX McDONALD'S A-AS ON ROSTER

- Tennessee has six McDonald's All-Americans on its 2018-19 roster, which is the same number as it had a year ago.
- Those players are sophomores Rennia Davis, Kasiyahna Kushkituah and Evina Westbrook, and freshmen Mimi Collins, Rae Burrell and Zaay Green.
- 2017 was the first time an entire Lady Vol signing class consisted only of McDonald's All-Americans.
- Tennessee now has had 34 McDonald's All-Americans on its rosters through the years.
- Holly Warlick has signed 12 McDonald's All-Americans as head coach and added another via transfer for 13 total in her seventh season as head coach.

BACK-TO-BACK TOP-FOUR SIGNING CLASSES

- Tennessee welcomed back to back top-four signing classes in 2017 (No. 1) and 2018 (No. 4), according to the ESPNW HoopGurlz rankings.
- These are the best back-to-back recruiting classes of the Holly Warlick era.
- The 2017 group included Evina Westbrook, Anastasia Hayes, Rennia Davis and Kasiyahna Kushkituah, while the 2018 collection included Zaay Green, Jazmine Massengill, Rae Burrell and Mimi Collins.
- They are UT's first back-to-back top-five groups since the No. 5 2012 unit (Bashaara Graves, Andraya Carter and Jasmine Jones) signed in Pat Summitt's final season and a No. 3 2013 group (Mercedes Russell, Jannah Tucker, Jordan Reynolds).
- Tennessee is restocking its roster after its 2015 (No. 13) and 2016 (no ranking) classes weren't up to typical program standards.

GRAD. TRANSFER FROM "DOWN UNDER"

- Tennessee's fifth newcomer on the squad is graduate transfer Lou Brown, who came from Washington State and hails from Melbourne, Australia.
- Brown, unfortunately, suffered a torn ACL in her right knee during preseason practice and is out for the year. UT will apply for a sixth season of eligibility.
- She is UT's second-ever international player, following in the footsteps of teammate Cheridene Green, a native of London, England.
- Brown averaged 6.4 points, 6.0 rebounds and knocked down 29 three-pointers while starting 23 of 28 games as a redshirt junior a year ago for the Cougars.
- For her career, she tallied 529 points, 167 rebounds, 106 assists, 88 steals, 80 three-pointers and 66 blocks while drawing 71 starts in 95 contests.
- Before an injury sidelined her after seven games as a junior in 2016-17, Brown was averaging 10.4 points and 6.9 rebounds, posting career bests in points (16 vs. Nebraska) and rebounds (16 vs. Oklahoma State).
- Brown was ranked No. 2 by ProspectsNation.com among international high school recruits in 2014.
- Aussie Basketball USA founder Samantha Tomlinson played college basketball at Troy University alongside UT director of recruiting operations and player personnel Heather Ervin and was coached by (then) Troy assistant Sharrona Reaves, who is now the recruiting coordinator and an assistant coach for the Lady Vols.

LOOKING BACK TO 2017-18...

LADY VOLS WIND UP NO. 12 IN AP POLL

- Tennessee finished the 2017-18 season with a 25-8 overall record.
- UT ended up in four-way tie for fourth place in SEC standings at 11-5, one game out of second.
- If UT had won one more game, it would have owned the tie breaker over both South Carolina and Georgia (who tied for second) and would have been the No. 2 seed in the SEC Tournament.
- The Lady Vols finished ranked No. 12 in the AP Poll and No. 17 in the USA Today Coaches Poll (end of regular season).
- Tennessee did so after returning only two starters from the year before and only four players with significant experience while featuring three freshmen among its top five players.
- It marked Holly Warlick's fourth 25-win season (27 - 2013, 29 - 2014, 30 - 2015, 25 - 2018) after winning 22 in 2016 and 20 in 2017.
- UT finished 7-6 vs. ranked teams and 18-2 vs. unranked teams this season (LSU was later ranked and made the NCAA Tournament).
- Tennessee had quality wins over #2/4 Texas, #7/6 South Carolina, #9/8 South Carolina, 14/12 Texas A&M, #18/24 Stanford, #18/18 Georgia and #20/20 Marquette.
- The Lady Vols had been predicted to finish fourth by the media and fifth by the coaches in the SEC standings.

TENNESSEE EARNS 37TH TOURNEY BID

- As the only program to appear in every NCAA Tournament, the Tennessee women's basketball team was se-

lected to the postseason for the 37th time last season, advancing to the second round.

- The No. 3 seed Lady Vols defeated the 14th-seeded Liberty Flames, 100-60, in the first round of the Lexington Regional at home in Knoxville on March 16, 2018.
- RENNIA DAVIS led UT (25-7) with 18 points and 11 rebounds, marking her ninth career double-double and tying her with Tamika Catchings for the fifth most double-doubles ever recorded by a UT freshman. Redshirt junior Cheridene Green also posted a double-double, the second of her career, with 15 points and 12 rebounds.
- Tennessee's season came to an end in the second round, falling to the No. 6 seed #13/12 Oregon State Beavers in Knoxville, 66-59, on March 18.
- It marked UT's first-ever NCAA loss at home.
- Senior Mercedes Russell closed out her UT career with a double-double of 21 points and 14 rebounds in 38 minutes.
- Russell's double-double pushed her past Candace Parker into second place in career double-doubles with 46. She finished as UT's all-time leader for a senior with 16 in 2017-18.

UT POSTS 35TH 25-WIN SEASON

- With its win over Liberty in the NCAA Tournament, Tennessee achieved its 25th victory of the year, marking the 35th season the Lady Vols have reached that win total.
- It marked the fourth 25-win campaign under Holly Warlick, with the Lady Vols last achieving that total during a 30-6 season in 2014-15.
- The Lady Vols hit the 20-win mark for the 42nd consecutive season on Feb. 8, 2018, winning at Arkansas, 90-85.

LONG DISTANCE THREATS

- Tennessee returns 64.6 percent (102) of its 158 three-pointers made a year ago.
- Meme Jackson led UT in that category, knocking down 50 as a junior.
- Other returning long-range threats include sophomores Evina Westbrook and RENNIA DAVIS, who made 27 and 25, respectively, a year ago.
- Tennessee welcomes graduate transfer Lou Brown, who nailed 29 treys last season at Washington State. Due to injury, however, she will sit out 2018-19.
- UT also could get help from freshmen Zaay Green, Jazmine Massengill, Rae Burrell and Mimi Collins.
- Departed players Jaime Nared (27), Kortney Dunbar (19) and Anastasia Hayes (10) made a collective 56 three-balls in 2017-18.

UT SAYS GOODBYE TO FOUR PLAYERS

- Tennessee lost four players from last year's squad.
- The Lady Vols lost their top two scorers in 6-2 forward Jaime Nared (16.7 ppg.) and 6-6 center Mercedes Russell (15.3 ppg.) to graduation and the WNBA.
- Russell (9.2 rpg.) and Nared (7.4 rpg.) also were the team's top and third-leading rebounders, respectively.
- Russell and Nared were All-SEC First Team Selections and WBCA Honorable Mention All-Americans, and Nared also earned AP H.M. All-America.
- Another graduate was Kortney Dunbar, who played about nine minutes per game and was a three-point shooting specialist, knocking down 19 treys in 2017-18 and 69 for her career.
- Anastasia Hayes, who averaged 9.3 ppg., 3.5 apg. and 2.5 rpg. en route to SEC 6th Woman of the Year accolades as a freshman last season, was dismissed from the program due to a violation of team rules on Aug. 31.

RUSSELL JOINS ELITE COMPANY

- Redshirt senior Mercedes Russell became just the sixth Lady Vol to ever record 1,500 points and 1,000 rebounds in a career, finishing with 1,597 and 1,085 to wind up 16th and third, respectively, on UT's career lists.
- The 6-foot-6 center was UT's top rebounder (9.2) and second-highest scorer (15.3) as a senior and shot .583 from the field to pace the team.
- Russell set the record for most double-doubles in a season by a Lady Vol senior at 16 after setting a junior record with 19 in 2016-17.
- She posted the second-most career double-doubles at UT (46), finishing behind only Chamique Holdsclaw (57).
- Her 8.0 career rebound average is sixth all-time at UT,

BACK - TO - BACK

TOP-FIVE

Recruiting Classes

NO. 1

2017



NO. 4

2018



TENNESSEE'S BEST BACK-TO-BACK CLASSES SINCE 2011 & 2012



while her 9.2 season average was fifth among seniors.

- Russell's 15.3 ppg. average as a senior was the sixth highest ever by a true Lady Vol center.
- She finished fifth at UT in career FG pct. (.570) and ninth for a season at UT and 21st nationally (.583).
- She tallied 195 career blocked shots to wind up fifth all-time at Tennessee in that statistical category.
- Russell started her last 69 games at UT and 101 of 136 total contests as a Lady Vol.

NARED LEAVES MARK AT UT

- Senior Jaime Nared led Tennessee in scoring at 16.7 points per game and was third in rebounding at 7.4.
- Her team-leading 16.7 ppg. average ranks eighth all-time for a Lady Vol senior.
- She also led the team in free throw percentage (.820) and steals (73) as a senior.
- She finished her career with 1,460 points and 722 rebounds, winding up No. 26 among UT's 45 all-time 1,000-point scorers.
- Nared finished second on all-time UT season lists for free

throws made (169) and free throws attempted (206).

- She wound up fifth on Lady Vol career lists for free throws made (429) and free throw pct. (.827, 429-519).
- Her 10 double-doubles last season ranked her No. 7 among all Lady Vol seniors and her 19 over four seasons put her at No. 19.

FIVE LADY VOLS EARN SEC HONORS

- Seniors Jaime Nared and Mercedes Russell were named to the eight-player All-SEC First Team, freshman Anastasia Hayes was chosen as 6th Woman of the Year and her classmates RENNIA DAVIS and Evina Westbrook were selected for the eight-person SEC All-Freshman Team.
- Nared and Russell picked up Coaches All-SEC accolades for the second time in their careers, but they made the first team in 2018 after earning second-team honors in 2017. It marked the fourth time during the Holly Warlick era UT had two on the coaches' first team. Cierra Burdick and Isabelle Harrison had that distinction in 2015, while Meighan Simmons and Harrison made the cut in 2014 and Simmons and Bashaara Graves did so in 2013.

- Hayes is Tennessee's second-ever 6th Woman of the Year, following in the footsteps of Alyssia Brewer in 2010. Davis and Westbrook, meanwhile, are the fourth and fifth members of the SEC All-Freshman Team during the past six seasons. It marked the seventh time in history UT has had two players on that squad in the same year.
- Nared and Russell were AP All-SEC Second Team selections this year.

NAT'L HONORS FOR TWO LADY VOLS

- Seniors Mercedes Russell and Jaime Nared earned recognition from two national organizations for their senior-year efforts.
- Nared was an AP Honorable Mention All-American, a WBCA Honorable Mention All-American and made the WBCA All-Region 2 Team.
- Russell was a WBCA Honorable Mention All-American and made the WBCA All-Region 2 Team.

FRESHMEN MAKE IMMEDIATE IMPACT

- SEC All-Freshman guard/forward Renna Davis became the 15th Lady Vol (adding redshirt freshman Candace Parker makes her 16th) to score in double figures during her first year as a Lady Vol.
- Davis averaged 12.0 points and 7.6 rebounds as a freshman, starting 32 of 33 games.
- She notched nine double-doubles to tie Tamika Catchings for fifth-most double-doubles recorded by a Lady Vol freshman. Tennessee players ahead of her on the list are Chamique Holdscraw (16), Sheila Frost (11), Bashaara Graves (10) and Candace Parker (10).
- Davis finished sixth in rebounds per game all-time by any Lady Vol freshman at 7.6.
- She ranked No. 11 in rebounding in the SEC as a rookie, including second among freshmen.
- SEC All-Freshman point guard Evina Westbrook averaged 8.4 points, 4.3 assists and 2.8 rebounds while starting all 33 games as a rookie.
- Her 4.3 assists per game average was the No. 2 all-time mark by a UT freshman.
- Westbrook's 143 assists also were the second-most ever by a Lady Vol rookie.
- SEC 6th Woman of the Year Anastasia Hayes finished with averages of 9.3 ppg. and 3.5 apg.
- She was UT's first player off the bench on 27 occasions and scored in double figures 18 times.
- Her 3.5 assists per game average edged her coach and Lady Vol legend Holly Warlick (3.4 apg) for fourth place all-time by a Lady Vol freshman.

THREE LADY VOLS GO IN WNBA DRAFT

- The Tennessee women's basketball program added to its impressive list of players advancing to the professional ranks, as three former Lady Vol standouts were selected in the 2018 WNBA Draft 2018.
- The Chicago Sky took Diamond DeShields (2015-17) with the third overall pick in the first round, UT's highest draftee since Shekinna Stricklen went second to the Seattle Storm in 2012.
- Jaime Nared (2014-18) was the second LVFL chosen, selected by the Las Vegas Aces with the 13th overall pick and first selection of the second round.
- Mercedes Russell (2013-18) was the third Big Orange product to hear her name called, going to the New York Liberty with the 22nd overall pick in the second round.
- All time, 42 Lady Vols have been taken in the WNBA Draft, including 11 during the Holly Warlick era.
- The eight previous Lady Vols taken during Warlick's six years include: the duo of Jordan Reynolds (2nd Rd., 19th pick, Atlanta) and Schaquilla Nunn (3rd Rd., 25th pick, San Antonio) in 2017; Bashaara Graves (2nd Rd., 22nd pick, Minnesota) in 2016; the trio of Isabelle Harrison (1st Rd., 12th pick, Phoenix), Cierra Burdick (2nd Rd., 14th pick, Los Angeles) and Ariel Massengale (3rd Rd., 29th pick, Atlanta) in 2015; Meighan Simmons in 2014 (3rd Rd., 26th pick, New York); and Kamiko Williams in 2013 (2nd Rd. 15th pick, New York)

DOUBLE-DOUBLES & TRIPLE-DOUBLES

SEASON LEADERS FRESHMEN (2 OR MORE)

Holdscraw, Chamique 16
Frost, Sheila 11
Graves, Bashaara 10
Parker, Candace 10
Davis, Renna 9
Catchings, Tamika 9
Horton, Karla 7
Johnson, Tiffany 6
Johnson, Glory 5
Gordon, Bridgette 4
Morton, Karen 4
Anosike, Nicky 3
Ostrowski, Mary 3
Snow, Michelle 3
Cain, Kelley 2
Brewer, Alyssia 2
Stricklen, Shekinna 2
Ely, Shyra 2
Evans, Peggy 2
Groover, Debbie 2
Thompson, Pashen 2

SOPHOMORES (2 OR MORE)

Parker, Candace 21
Holdscraw, Chamique 16
Russell, Mercedes 11
Ostrowski, Mary 11
Groover, Debbie 10
Horton, Karla 10
Gordon, Bridgette 9
Catchings, Tamika 8
Ward, Vonda 8
Harrison, Isabelle 6
Towns, Paula 6

Burdick, Cierra 5
Johnson, Glory 5
Ely, Shyra 5
Evans, Peggy 5
Haave, Tanya 5
Jackson, Gwen 6
Davis, Renna 4
Cain, Kelley 4
Charles, Daedra 4
Ely, Cindy 4
Johnson, Dana 4
Shekinna, Stricklen 4
Baugh, Vicki 3
Freeman, Valerie 3
Frost, Sheila 3
Manning, Alicia 3
Noble, Cindy 3
Randall, Semeka 3
Snow, Michelle 3
Graves, Bashaara 3
Brewer, Alyssia 2
DeShields, Diamond 2

JUNIORS (2 OR MORE)

Russell, Mercedes 19
Harrison, Isabelle 18
Holdscraw, Chamique 16
Parker, Candace 14
Charles, Daedra 13
Johnson, Glory 12
Noble, Cindy 11
Stricklen, Stricklen 11
Johnson, Tiffany 9
Ostrowski, Mary 9
Nared, Jaime 8
Graves, Bashaara 8
Catchings, Tamika 8

Ely, Shyra 8
Frost, Sheila 8
Haave, Tanya 8
McCray, Nikki 8
Thompson, Pashen 8
Burdick, Cierra 6
Jackson, Gwen 6
Johnson, Dana 6
DeShields, Diamond 5
Groover, Debbie 5
Horton, Karla 5
Snow, Michelle 5
Ward, Vonda 5
Brogdon, Cindy 5
Fluker, Ty'e'sha 3
Towns, Paula 3
Butts, Tasha 3
Green, Cheridene 2
Moore, Nia 2
Massengale, Ariel 2
Gordon, Bridgette 2
Cain, Kelley 2

SENIORS (2 OR MORE)

Russell, Mercedes 16
Collins, Sheila 14
Harrison, Lisa 14
Johnson, Glory 14
Charles, Daedra 13
Ostrowski, Mary 12
Nared, Jaime 10
Burdick, Cierra 9
Holdscraw, Chamique 9
Johnson, Dana 9
Webb, Lisa 9
Frost, Sheila 8
Graves, Bashaara 8

Rankin, Jill 8
Harrison, Isabelle 7
Catchings, Tamika 7
Ely, Shyra 7
Anosike, Nicky 6
Gordon, Bridgette 6
Jackson, Gwen 6
Noble, Cindy 6
Stricklen, Shekinna 5
Baugh, Vicki 4
Thompson, Pashen 4
Butts, Tasha 3
Fuller, Alex 3
Groover, Debbie 3
Green, Cheridene 2
Nunn, Schaquilla 2
Reynolds, Jordan 2
Robinson, Ashley 2
Snow, Michelle 2
Williams, Kamiko 2

CAREER LEADERS (5 OR MORE)

Holdscraw, Chamique 57
Russell, Mercedes 46
Parker, Candace 45
Johnson, Glory 36
Ostrowski, Mary 35
Catchings, Tamika 32
Harrison, Isabelle 31
Charles, Daedra 30
Frost, Sheila 30
Graves, Bashaara 29
Ely, Shyra 22
Horton, Karla 22
Stricklen, Shekinna 22
Burdick, Cierra 21

Gordon, Bridgette 21
Johnson, Dana 20
Groover, Debbie 20
Noble, Cindy 20
Nared, Jaime 19
Jackson, Gwen 18
Harrison, Lisa 17
Johnson, Tiffany 17
Collins, Sheila 15
Thompson, Pashen 15
Ward, Vonda 15
Haave, Tanya 14
Davis, Renna 13
Snow, Michelle 13
Anosike, Nicky 11
Webb, Lisa 11
McCray, Nikki 10
Towns, Paula 10
Evans, Peggy 9
Rankin, Jill 8
Cain, Kelley 8
DeShields, Diamond 7
Randall, Semeka 7
Butts, Tasha 6
Brogdon, Cindy 5

POINTS/ASSISTS DD ▲ POINTS AND ASSISTS DD

Massengale, Ariel 3
Reynolds, Jordan 2
Clower, Susan 1
Henry, Lea 1
Hornbuckle, Alexis 1
Marciniak, Michelle 1
Marsh, Dawn 1
McGhee, Carla 1
Middleton, Alexa 1

Simmons, Meighan 1
Stricklen, Shekinna 1
Warlick, Holly 1
Westbrook, Evina 1
Zolman, Shanna 1

TRIPLE-DOUBLES

Reynolds, Jordan 1 (16-17)
Stricklen, Shekinna 1 (09-10)
Collins, Sheila 1 (84-85)

NOTE: Cheridene Green has one double-double as a senior and has three for her career through the Presbyterian game on 11/11/18...Renna Davis has one as a sophomore and 10 for her career...Kasiyahna Kushkituah has one as a sophomore and one for her career (through UAB game).

THE LAST TIME

LAST TIME A TENNESSEE PLAYER...

Scored 30 points	Dec. 9, 2018 vs. Texas, Meme Jackson, 33, (UT 88, TEX 82)
Scored 40 points	Mar. 3, 1985 vs. Ole Miss, Shelia Collins, 40, (UT 79, UM 71)
Scored 50 points	Nov. 13, 1976 vs. Kentucky, Patricia Roberts, 51, (UT 107, UK 53)
Had 20 rebounds	Mar. 19, 2012 vs. DePaul, Glory Johnson, 21, (UT 63, DU 48)
Had 25 rebounds	Never
Had 10 assists	Dec. 18, 2018 vs. Stanford, Evina Westbrook, 10, (SU 95, UT 85)
Had 15 assists	Mar. 6, 1988 vs. Georgia, Dawn Marsh, 18, (UT 82, UG 76)
Had 7 blocks	Jan. 3, 2013 at South Carolina, Isabelle Harrison, 7, (UT 73, SC 53)
Had 10 blocks	Feb. 22, 2010 vs. LSU, Kelley Cain, 12, (UT 70, LSU 61)
Had 7 steals	Nov. 11, 2018 vs. Presbyterian, Evina Westbrook, 7, (UT 97, PC 49)
Had 10 steals	Jan. 14, 1996 at Kentucky, Michelle Marciniak, 11, (UT 60, UK 45)
Made 5+ three-pointers	Jan. 3, 2019 vs. Auburn, Meme Jackson, 5, (UT 78, AU 69)
Made 8 three-pointers	Mar. 1, 2015 vs. Vanderbilt, Ariel Massengale, 8, (UT 79, VU 49)
Made 10 three-pointers	Never
No Lady Vol scored in double figures	Mar. 29, 2002 vs. Connecticut (UConn 79, UT 56)
Eight Lady Vols in double-figure scoring	Nov. 29, 2002 vs. Puerto Rico-Mayaguez (UT 136, PRM 26)
Seven Lady Vols in double-figure scoring	Dec. 28, 2018 vs. Murray St. (UT 98, MSU 77)
Six Lady Vols in double-figure scoring	Dec. 28, 2018 vs. Murray St. (UT 98, MSU 77)
Five Lady Vols in double-figure scoring	Dec. 28, 2018 vs. Murray St. (UT 98, MSU 77)
Four Lady Vols with double-digit rebounds	Feb. 22, 2018 vs. Florida (UT 70, UF 42)
Three Lady Vols with double-digit rebounds	Dec. 17, 2017 vs. Long Beach St. (UT 901, LBSU 61)
Three Lady Vols with 20+ points	Dec. 29, 2016 vs. UNC Wilmington (UT 90, UNCW 54)
Four Lady Vols with double-doubles	Nov. 14, 2014 vs. Penn (UT 97, UP 52)
Three Lady Vols with double-doubles	Dec. 6, 2017 vs. Troy (UT 131, Troy 69)
Had a triple-double	Dec. 29, 2016 vs. UNC Wilm., Jordan Reynolds, 11 pts, 14 rebs, 10 asts (UT 90, UNCW 54)

LAST TIME TENNESSEE...

Scored 100 points	March 16, 2018 vs. Liberty (UT 100, LU 60)
Scored 90 points	Dec. 28, 2018 vs. Murray St. (UT 98, MSU 77)
Scored 60 points or less	March 18, 2018 vs. Oregon State (OSU 66, UT 59)
Scored 50 points or less	March 5, 2016 vs. Mississippi State (MSU 58, UT 48)
Scored 40 points or less	Feb. 19, 1972 at UNC Greensboro (UNCG 51, UT 36)
Shot 60 percent FG	March 16, 2018 vs. Liberty, .617 (37-60), (UT 100, LU 60)
Shot 55 percent FG	March 16, 2018 vs. Liberty, .617 (37-60), (UT 100, LU 60)
Shot 40 percent FG or lower	Jan. 17, 2019 vs. Alabama, .338 (27-80), (UA 86, UT 65)
Shot 30 percent FG or lower	March 2, 2018 vs. South Carolina, .267 (23-86), (USC 73, UT 62)
Shot 25 percent FG or lower	Dec. 14, 2010 at Baylor, .250 (18-72), (BU 65, UT 54)
Won 20 games in a row	Dec. 19, 2010-Mar. 28, 2011 25-game streak
Won 15 games in a row	Nov. 12, 2017-Jan. 11, 2018, 15-game streak
Won 10 games in a row	Nov. 12, 2017-Jan. 11, 2018, 15-game streak
Lost 3 games in a row	Jan. 10 2019-Jan. 17, 2019, 3-game streak
Lost 4 games in a row	Jan. 6 2019-Jan. 17, 2019, 4-game streak
Lost 5 games in a row	Jan. 28, 1970-Jan. 22, 1971, 5-game streak
Won 60 home games in a row	Feb. 2, 1991-Jan. 6, 1996, 69-game streak
Won 50 home games in a row	Feb. 2, 1991-Jan. 6, 1996, 69-game streak
Won 40 home games in a row	Feb. 22, 2009-Feb. 2, 2012, 45-game streak
Won 10 road games in a row	Jan. 2, 2008-Dec. 14, 2008, 19-game streak
Won 15 road games in a row	Jan. 23, 2000-Jan. 27, 2002, 26-game streak
Won 20 road games in a row	Jan. 23, 2000-Jan. 27, 2002, 26-game streak
Won 25 road games in a row	Jan. 23, 2000-Jan. 27, 2002, 26-game streak
Lost 3 road games in a row	Nov. 20, 2016-Dec. 11, 2016, 3-game streak
Lost 5 road games in a row	Jan. 14, 2016-Feb. 7, 2016, 5-game streak
Gave up 100 points	Mar. 6, 1987 vs. Auburn (AU 102, UT 96)
Gave up 90 points	Dec. 18, 2018 vs. Stanford (SU 95, UT 85)
Gave up 60 points or less	Dec. 5, 2018 vs. Stetson (UT 65, SU 55)
Gave up 50 points or less	Nov. 18, 2018 vs. Florida A&M (UT 96, FAMU 31)
Gave up 40 points or less	Nov. 18, 2018 vs. Florida A&M (UT 96, FAMU 31)
Defeated Top 5 Team At Home	Dec. 10, 2017 vs. #3/2 Texas (UT 82, TEX 75)
Defeated Top 5 Team On The Road	Feb. 26, 2017, at #3/2 Mississippi State (UT 82, MSU 64)
Defeated Top 10 Team At Home	Feb. 25, 2018 vs. #7/6 South Carolina (UT 65, USC 46)
Defeated Top 10 Team On The Road	Jan. 14, 2018, at #9/8 South Carolina (UT 86, USC 70)
Lost To An Unranked Team	Jan. 17, 2019 vs. Alabama, (UA 86, UT 65)

LAST TIME AN OPPOSING PLAYER...

Scored 30 points	Dec. 18, 2018, DiJonai Carrington, Stanford, 33 (SU 95, UT 85)
Scored 40 points	Dec. 20, 2011, Nneka Ogumike, Stanford, 42 (SU 97, UT 80)
Scored 50 points	Never
Had 20 rebounds	Dec. 21, 2013, Chiney Ogumike, Stanford, 20 (SU 76, UT 70)
Had 25 rebounds	Never
Had 10 assists	Feb. 12, 2017, Curtyce Knox, Texas A&M, 10 (TAMU 61, UT 59)
Had 15 assists	Never
Made 5+ three-pointers	Nov. 24, 2018, Rachael Childress, UAB, 5, (UT 73, UAB 69 OT)
Made 8 three-pointers	Dec. 21, 1992, Molly Goodenbour, Stanford, 9, (UT 84, SU 79)
Made 10 three-pointers	Never
No opposing player scored in double figures	Nov. 18, 2018 vs. Florida A&M (UT 96, FAMU 31)

LAST TIME AN OPPONENT...

Shot 60 percent FG	Nov. 25, 2004 vs. Texas, .604 (29-48), (TX 74, UT 59)
Shot 55 percent FG	Dec. 18, 2018 vs. Stanford, .550 (33-60), (SU 95, UT 85)
Shot 50 percent FG	Jan. 17, 2019 vs. Alabama, .500 (34-68), (UA 86, UT 65)
Shot 40 percent FG or lower	Jan. 13, 2019 vs. Georgia, .342 (25-73), (UGA 66, UT 62)
Shot 30 percent FG or lower	Nov. 18, 2018 vs. Florida A&M, .186 (11-59), (UT 96, FAMU 31)
Shot 20 percent FG or lower	Nov. 18, 2018 vs. Florida A&M, .186 (11-59), (UT 96, FAMU 31)



2018-19 PLAYER HONORS

RENNIA DAVIS

- Junkanoo Jam MVP / All-Tournament Team
- TSWA Player of the Week (11/27/18)
- SEC Preseason Media All-SEC First Team
- John R. Wooden Award Midseason Watch List
- John R. Wooden Award Preseason Watch List
- Women's Citizen Naismith Trophy Preseason Watch List
- Cheryl Miller Award Preseason Watch List

ZAAY GREEN

- SEC Freshman of the Week (12/4/18)

MEME JACKSON

- Junkanoo Jam All-Tournament Team

EVINA WESTBROOK

- SEC Player of the Week (12/11/18)
- TSWA Player of the Week (12/11/18)
- Coll. Sports Madness SEC Pl. of the Wk. (12/10/18)
- SEC Preseason Coaches All-SEC Second Team
- Women's Citizen Naismith Trophy Preseason Watch List
- Nancy Lieberman Award Preseason Watch List



ATTENDANCE SUMMARY

	Games	Totals	Average
Home	10	79,991	7,999
Away	5	18,231	3,646
Neutral	2	570	285
Total	17	98,782	5,811

■ UT's RECORD WHEN...

Leading after one quarter	7-2
Trailing after one quarter	5-3
Tied after one quarter	0-0

Leading at halftime	7-2
Trailing at halftime	3-3
Tied at halftime	2-0

Leading after three quarters	9-0
Trailing after three quarters	1-5
Tied after three quarters	2-0

Leading with 5:00 remaining	11-0
Trailing with 5:00 remaining	1-5
Tied with 5:00 remaining	0-0
In Overtime	1-0

Tennessee out-rebounds opponent	11-3
Tennessee is out-rebounded	1-1
Same amount of rebounds	0-0

Tennessee commits more turnovers	4-3
Opponent commits more turnovers	7-2
Same amount of turnovers	1-0

Tennessee shoots 50 percent or better	2-0
Opponent shoots 50 percent or better	0-2

Tennessee shoots 49 percent or less	10-5
Opponent shoots 49 percent or less	12-3

Tennessee shoots better than opponent	9-1
Opponent shoots better than Tennessee	3-4
Same shooting percentage	0-0

Tennessee has more free-throw attempts	8-4
Opponent has more free-throw attempts	4-1
Same amount of free-throw attempts	0-0

Tennessee bench outscores opponent bench	9-2
Opponent bench outscores Tennessee bench	3-3
Benches score the same	0-0

Tennessee scores less than 50	0-0
Tennessee scores between 50-59	0-0
Tennessee scores between 60-69	1-3
Tennessee scores between 70-79	5-1
Tennessee scores between 80-89	3-1
Tennessee scores between 90-99	3-0
Tennessee scores 100 or more	0-0

Opponent scores less than 50	3-0
Opponent scores between 50-59	1-0
Opponent scores between 60-69	5-2
Opponent scores between 70-79	2-1
Opponent scores between 80-89	1-1
Opponent scores between 90-99	0-1
Opponent scores 100 or more	0-0

In November	5-0
In December	6-1
In January	1-4
In February	0-0
In March	0-0
In April	0-0

On Monday	0-0
On Tuesday	0-1
On Wednesday	2-0
On Thursday	2-2
On Friday	2-0
On Saturday	1-0
On Sunday	5-2

Margin of Victory/Defeat

	1	2	3	4	5	6	7	8	9	10	11-15	16-19	20-24	25+
Wins	-	-	-	1	-	1	-	1	1	1	2	1	1	3
Losses	-	2	-	1	-	-	-	-	-	1	-	-	1	-

Most First Quarter Points

Tennessee	34	vs. FAMU (11/18/18)
Opponents	27	vs. UK (1/10/19)

Fewest First Quarter Points

Tennessee	11	vs. MU (1/6/19)
Opponents	8	vs. UNCA (11/14/18)

Largest First Quarter Lead

Tennessee	24	vs. FAMU (11/18/18)
Opponents	11	vs. UK (1/10/19)

Most Second Quarter Points

Tennessee	26	vs. TX (12/9/18) & MSU (12/28/18)
Opponents	25	vs. SU (12/18/18)

Fewest Second Quarter Points

Tennessee	7	vs. SU (12/5/18)
Opponents	8	vs. UNCA (11/14/18) & FAMU (11/18/18)

Most First Half Points

Tennessee	58	vs. FAMU (11/18/18)
Opponents	45	vs. SU (12/18/18)

Fewest First Half Points

Tennessee	22	vs. SU (12/5/18)
Opponents	16	vs. UNCA (11/14/18)

Largest Halftime Lead

Tennessee	40	vs. FAMU (11/18/18)
Opponents	16	vs. SU (12/5/18)

Jump Balls Controlled*

Tennessee	10
Opponents	8

Scored UT's First Points

Meme Jackson	5
Evina Westbrook	5
Rennia Davis	2
Cheridene Green	2
Zaay Green	2
Kasiyahna Kushkituah	1

How Scored First Points

3-Pointer	6
Jumper	5
Layup	4
Free Throw	2

First Off UT Bench*

Jazmine Massengill	10
Mimi Collins	6
Rae Burrell	4
Kasiyahna Kushkituah	4
Zaay Green	3
Kamera Harris	2

Points Leader*

Evina Westbrook	8
Meme Jackson	6
Rennia Davis	4

3-Points Leader*

Meme Jackson	9
Rennia Davis	5
Zaay Green	3
Evina Westbrook	2
Rae Burrell	1
Jazmine Massengill	1

Reb. Leader*

Rennia Davis	10
Cheridene Green	6
Zaay Green	2
Rae Burrell	1
Kasiyahna Kushkituah	1
Evina Westbrook	1

Assists Leader*

Evina Westbrook	14
Rennia Davis	1
Cheridene Green	1
Zaay Green	1
Meme Jackson	1
Jazmine Massengill	1

Steals Leader*

Meme Jackson	7
Rennia Davis	6
Evina Westbrook	4
Cheridene Green	2
Zaay Green	2
Jazmine Massengill	2
Kamera Harris	1

Blocks Leader*

Jazmine Massengill	4
Cheridene Green	4
Kasiyahna Kushkituah	4
Mimi Collins	3
Rae Burrell	3
Zaay Green	3
Meme Jackson	3
Rennia Davis	2
Evina Westbrook	2

10+ Points

Rennia Davis	13
Evina Westbrook	13
Meme Jackson	10
Zaay Green	8
Cheridene Green	7
Rae Burrell	5
Kasiyahna Kushkituah	4
Mimi Collins	3
Jazmine Massengill	1

15+ Points

Evina Westbrook	11
Rennia Davis	6
Meme Jackson	5
Zaay Green	1

20+ Points

Evina Westbrook	8
Rennia Davis	3
Meme Jackson	3

30+ Points

Meme Jackson	1
--------------	---

10+ Rebounds

Rennia Davis	5
Cheridene Green	3
Mimi Collins	1
Zaay Green	1
Kasiyahna Kushkituah	1

15+ Rebounds

Cheridene Green	1
-----------------	---

Most Third Quarter Points

Tennessee	35	vs. MSU (12/28/18)
Opponents	25	vs. UGA (1/13/19)

Fewest Third Quarter Points

Tennessee	8	vs. UNCA (11/14/18) & BEL (12/30/18)
Opponents	6	vs. OSU (12/2/18) & SU (12/5/18)

Largest Third Quarter Lead

Tennessee	51	vs. FAMU (11/18/18)
Opponents	16	vs. UK (1/10/19)

Most Fourth Quarter Points

Tennessee	26	vs. TX (12/9/18)
Opponents	28	vs. SU (12/18/18)

Fewest Fourth Quarter Points

Tennessee	10	vs. ALA (1/17/19)
Opponents	5	vs. FAMU (11/18/18)

Most Second Half Points

Tennessee	52	vs. MSU (12/28/18)
Opponents	50	vs. ALA (1/17/19)

Fewest Second Half Points

Tennessee	26	vs. UGA (1/13/19)
Opponents	13	vs. FAMU (11/18/18)

Largest Margin of Victory

Tennessee	65	vs. FAMU (11/18/18)
Opponents	21	vs. ALA (1/17/19)

5+ Assists

Evina Westbrook	10
Jazmine Massengill	2
Zaay Green	1
Meme Jackson	1

5+ Steals

Zaay Green	1
Meme Jackson	1
Evina Westbrook	1

5+ Blocks

Jazmine Massengill	1
--------------------	---

3+ 3-Pointers

Meme Jackson	7
Rennia Davis	2
Evina Westbrook	2
Rae Burrell	1
Zaay Green	1

Double-Doubles

Rennia Davis	4
Cheridene Green	2
Zaay Green	1
Kasiyahna Kushkituah	1
Evina Westbrook	1

Free Throws in Final Four Minutes*

Meme Jackson	9-10
Zaay Green	8-9
Rennia Davis	14-17
Evina Westbrook	21-30
Mimi Collins	4-6
Rae Burrell	2-4
Kamera Harris	1-2
Kasiyahna Kushkituah	2-5
Cheridene Green	3-5
Jazmine Massengill	0-1

Charges Drawn

Cheridene Green	2
Meme Jackson	2

10 Second Violations Caused

6

Wire-to-Wire Wins

3

Technical Fouls

Meme Jackson	1
Kasiyahna Kushkituah	1

* Includes all ties/multiple subs

* Also includes overtime periods

HEAD COACH HOLLY WARLICK



In six complete years at the helm of Tennessee women's basketball, Holly Warlick has built a very impressive résumé in her young head coaching career. Her worksheet contains accomplishments few coaches have achieved in their entire careers, much less as first-time head coaches.

Those successes verify that Warlick was the right choice to take the reins at Tennessee and that she and her staff have the acumen to run a championship program. A disciple of the legendary Pat Summitt, Warlick has maintained the core values of her former coach, co-worker and friend while at the same time employing her own personality, style and competitive energy to coach today's players.

Whether as an All-America player from 1976-80, an assistant and associate head coach for 27 seasons from 1985 to 2012, or head coach from 2012 to present, Warlick has thrived during her more than three decades in the spotlight at Rocky Top. She enters her seventh year as head coach and 38th season of overall affiliation with the program hoping to build upon last season's NCAA Second Round finish.

Warlick was announced as head coach of the Lady Vols on April 18, 2012, as women's hoops legend Pat Summitt stepped into the role of head coach emeritus. In a touching and symbolic gesture the following day at a press conference announcing the changes, Summitt presented her coaching whistle to her long-time aide and former floor general.

Since that day, Warlick and her staff have worked tirelessly to maintain the program's lofty expectations. Despite being picked to finish as low as fifth in the SEC and 20th nationally, her first squad won the 2013 SEC regular season title and made the NCAA Elite Eight, finishing 27-8/14-2 despite injuries that forced players to miss a combined 53 games. Her 2014 edition went 29-6/13-3, winning an SEC Tournament title and making it to the NCAA Sweet 16.

In 2015, her third team reached the 30-win plateau at 30-6/15-1, claiming a share of the regular-season SEC crown and charting the second NCAA Elite Eight appearance in her three seasons. Her last three units have finished 22-14, 20-12 and 25-8, advancing to the NCAA Elite Eight and back-to-back Second Round appearances, respectively. The last two seasons saw the Lady Vols knock off national powers South Carolina, Mississippi State, Stanford, Notre Dame and Texas along the way.

During Warlick's first six seasons, 11 Lady Vols have been taken in the WNBA Draft. Diamond DeShields (1st Rd.), Jaime Nared (2nd Rd.) and Mercedes Russell (2nd Rd.) were picked in 2018; Jordan Reynolds (2nd Rd.) and Schaquilla Nunn (2nd Rd.) were selected in 2017; Bashaara Graves (2nd Rd.) went in 2016; Isabelle Harrison (1st Rd.), Cierra Burdick (2nd Rd.) and Ariel Massengale (3rd Rd.) were chosen in 2015; Meighan Simmons (3rd Rd.) was taken in 2014 and Kamiko Williams (2nd

Rd.) was selected in 2013. Simmons was twice named SEC Player of the Year (2013, 2014) during her UT career.

On the international scene, Warlick is a gold medal coach, and two of her players joined her in earning that hardware. Warlick served as an assistant, while Mercedes Russell and Diamond DeShields played on the undefeated (6-0) 2015 USA World University Games Team in South Korea.

From 2012-18, Tennessee also has produced in the classroom, with 15 players earning a total of 33 spots on the SEC Academic Honor Roll. In 2015, Cierra Burdick became Warlick's first CoSIDA Academic All-American, garnering second-team honors and also being named a UT Torchbearer, the most prestigious accolade a student at Tennessee can receive.

Warlick has been recognized personally for her performance. In 2013, members of the Women's Basketball Coaches Association named her the Spalding Maggie Dixon Division I Rookie Coach of the Year. She was selected by the AP and league coaches as the 2013 SEC Women's Basketball Coach of the Year, and members of the Tennessee Sports Writers Association also chose her as TSWA Women's Basketball Coach of the Year that season.

In May 2017, Warlick was recognized for her years of distinguished leadership, volunteer activities, philanthropic work and professional accomplishments that have contributed to improving the quality of life in Tennessee. She was named the 2017 Tennessee Woman of Distinction at the 32nd annual Chattanooga Women of Distinction Awards luncheon.

Warlick and her staff also continue to build for the future on the recruiting trail. They have welcomed 13 McDonald's All-Americans in six recruiting classes, including seven in the last two years. All four members of the No. 1-ranked 2017 signing class were McDonald's All-Americans, including the No. 2 player in Evina Westbrook, and three of four members of the No. 4-rated 2018 group were McDonald's All-Americans, led by No. 10 ranked Zaay Green.

After Warlick helped shape the direction of Lady Vol basketball as an assistant on Summitt's staff for more than a quarter of a century, the pupil took on greater responsibility and oversaw daily supervision of the basketball office during the 2011-12 season. She also handled a large measure of the media obligations after Summitt's Aug. 23, 2011, announcement regarding the diagnosis of early onset dementia, "Alzheimer's type."

Providing an excellent example of how people rally around each other, the Tennessee staff members pulled together remarkably in the face of that adversity. The end result was a 27-9 overall record, an SEC Tournament Championship and advancement to the NCAA Regional Final.

It's worth noting that Warlick was by Summitt's side, either as a player or an assistant, for 949 of

SEVENTH SEASON

BORN: June 11, 1958

EDUCATION:

Bearden High School (Knoxville, Tenn.), '76
B.S., Tennessee, '81
M.S., Virginia Tech, '83

PLAYING CAREER:

University of Tennessee (1976-80): three-time All-American
Women's Basketball Hall of Fame inductee
1980 Olympic Team
First player at UT to have her jersey (No. 22) retired

AMONG THE NATION'S BEST

In Holly Warlick's first six seasons as head coach ...



Eleven Lady Vols have been taken in the WNBA Draft in Warlick's six seasons.

Warlick has continued the Lady Vols' 100-percent graduation rate for players who have completed their collegiate careers at Tennessee.

Only three schools have reached the NCAA Elite Eight more times in the past six seasons than the Lady Vols, who advanced to that round in 2013, 2015 and 2016.

Warlick and Leon Barmore (formerly of Louisiana Tech) are the only skippers to direct their programs to three NCAA Elite Eight appearances in their first four seasons as head coaches.

Holly Warlick's 153-54 record through the 2017-18 season ranked her 11th among Power Five women's coaches.

She is the only coach in that group who had fewer than 10 seasons as a head coach.

UT ranks eighth among Power Five schools with a 13-6 NCAA Tournament record during the past six seasons.

Warlick's career SEC (.740, 71-25) winning percentage entering 2018-19 ranked her first among all SEC women's head coaches.

Tennessee has claimed three SEC trophies in Warlick's first six seasons, winning regular-season crowns in 2013 and 2015 and claiming the tournament title in 2014.

• Only 13 women's programs in the nation have appeared in every NCAA Tournament the past six years, including three from the SEC (Tennessee, South Carolina, Texas A&M).

the coach's NCAA-record 1,098 wins and all eight NCAA National Championships. Her value to the program has been evident for some time, as she had held the role of associate head coach since the 2005-06 campaign.

The WBCA also had recognized Warlick's contributions to Tennessee's success through the years, naming Warlick the nation's top assistant coach after she helped lead UT to its seventh national title in 2007. The NCAA Division I women's basketball coaches also recognized Warlick as one of the nation's top assistants in 1998, ranking her prominently in The Women's Basketball Journal poll.

In addition to the NCAA title and coaching honor in 2007, Warlick also teamed up for the first time with former fellow Lady Vol player and assistant Nikki (Caldwell) Fargas, the current head coach at LSU, to pursue her other passion. That pursuit is riding a motorcycle and raising money for the fight against breast cancer.

Warlick and Fargas created the Champions For A Cause Foundation, a long haul motorcycle ride dedicated to raising funds and awareness for a cure for breast cancer. The charitable organization has raised and donated more than \$150,000. Past trips include the inaugural ride from San Francisco to Knoxville as well as trips from the Badlands to Las Vegas and from Knoxville to Key West, Fla., New Orleans, Niagara Falls and, most recently in 2013 and 2014, Panama City, Fla.

On Feb. 10, 2008, Warlick and Fargas presented a \$10,000 check to the late N.C. State Head Coach Kay Yow and the Kay Yow/WBCA Cancer Fund. At Tennessee's "Live Pink, Bleed Orange" game vs. Vanderbilt on Feb. 17, 2013, three checks worth \$15,000 were presented by Champions for a Cause to the UT Breast Health Outreach Program, Kay Yow Cancer Foundation and the Brady James Foundation to help raise money for breast cancer research. Those presentations to organizations have become an annual event, thanks to fundraising efforts and the generosity of many.

Warlick also presented a special pink basketball to her sister, Marion Ferrill, prior to the start of that game in 2013. Ferrill was diagnosed with breast cancer in the fall of 2012 and was pronounced cancer free on Sept. 30 after undergoing surgery shortly after her diagnosis. With all of her accomplishments in coaching and in her charitable endeavors it might be easy to overlook the fact that Warlick left just as powerful a mark on women's hoops as a player at UT. It doesn't seem that long ago that the charismatic Knoxville native was flying up and down the court as an All-America Lady Vol point guard.

For more than three decades, Warlick has been considered the finest point guard ever to play for the Lady Vols. In addition to being selected to the CONVERSE/Lady Vol Team of the Decade for the 1980s in January of 1994, five different halls of fame opened their doors to her.

On Feb. 27, 2004, she was inducted into the Tennessee Sports Hall of Fame. In October 2002, she became a member of the University of Tennessee Lady Vol Hall of Fame in the second class of inductees. In June 2001, the Women's Basketball Hall of Fame selected Warlick as one of 10 inductees enshrined into the Hall for the Class of 2001. For the hometown girl, who grew up in the Rocky Hill section of Knoxville and graduated from Bearden High School, it was a dream-come-true.

In the summer of 1994, Warlick gained admission to her first hall of fame. She was honored as one of the City of Knoxville's finest all-time athletes with her inclusion in the Greater Knoxville Sports Hall of Fame.

Including the 2017-18 season, Warlick has invested 37 years in the program, having helped shape UT into a national powerhouse with tenure as both a player and a coach. Warlick's expertise

and major contributions to the team as an assistant came from her work with the guards. Simmons, Ariel Massengale, Shekinna Stricklen, Kara Lawson, Angie Bjorklund and Shanna Zolman are just a few of the successful players Warlick helped recruit and coach as an assistant coach.

Warlick's association with the Lady Vols started in 1976 when she joined the program as a scholarship 400-meter track athlete who ended up walking on to the basketball team. Soon, she would become the most prolific player in the history of Tennessee Lady Vol basketball.

Warlick was the first player in Tennessee athletics (men or women) to have her jersey retired (No. 22) at the end of her career in 1980. Bearden, her prep alma mater in Knoxville, retired Warlick's high school jersey (also No. 22) prior to a home football game on Oct. 26, 2012.

Known as a play-making wiz during her four years as UT's point guard, Warlick was once tabbed the "best player in the South." As a rookie, Warlick helped lead the Lady Vols to their first Final Four appearance in school history in 1977. She had no trouble adjusting her enthusiasm and knowledge of the game into the coaching role.

In 19 of the past 37 years Warlick has been affiliated with UT, she has found herself at the Final Four as a player (1977, 1979, 1980) or as a coach (1986, 1987, 1988, 1989, 1991, 1995, 1996, 1997, 1998, 2000, 2002, 2003, 2004, 2005, 2007 and 2008). Her best Final Four showing as a player was national championship runner-up in her senior season. As a coach, she has helped the Lady Vols grab the brass ring all eight times (1987, 1989, 1991, 1996, 1997, 1998, 2007 and 2008).

A three-time All-American while playing for Summitt from 1976-80, Warlick previously held UT records for most assists in a game (14), most steals in a contest (nine), most assists in a season (225) and most games in a career (142). She continues to hold the Lady Vol single-season steals record with 141 in 1978-79.

Warlick possesses vast international playing experience as well. In addition to being a member of the 1980 U.S. Olympic Team, which did not compete in the Moscow Olympics, Warlick and the 1980 U.S. team won gold at the 1980 FIBA Olympic Qualifying Tournament.

She also captured a gold medal playing for the USA at the 1979 FIBA World Championship, marking the first gold medal for the USA at the FIBA World Championships since 1957 and breaking a streak of five-straight golds by the USSR, a silver medal at the 1979 Pan American Games and gold at the 1979 R. William Jones Cup. Additionally, she served as a player representative on the USA BASKETBALL council and was a member of the USOC Advisory Council for Basketball.

In recognition of being a former Olympian, Warlick earned the distinct honor of running the Olympic torch through Knoxville as it made its way to the 1996 Olympic Games in Atlanta, Ga. Post-collegiately, she was a WPBL All-Star, leading the Nebraska Wranglers to the championship of the Women's Professional Basketball League in 1981.

Prior to joining the Tennessee staff for the 1985-86 season, Warlick gained experience at two other stops on the coaching circuit. She was an assistant coach at Virginia Tech from 1981-83 and an assistant from 1983-85 at Nebraska.

A native of Knoxville, Warlick earned her B.S. in marketing from Tennessee in 1981 and her master's degree in athletic administration from Virginia Tech in 1983. Warlick added "biker" to her vitae in 2001. To commemorate her induction into the Women's Basketball Hall of Fame, a number of Warlick's friends got together and presented her with a Harley-Davidson "Sportster" motorcycle. Just six years later, Warlick already was using her love of the bike towards a greater cause, establishing the Champions For A Cause Foundation with Fargas.

WARLICK YEAR-BY-YEAR

SCHOOL	YEARS	RECORD
at Tennessee (player)	1976-77	28-5
	1977-78	27-4
	1978-79	30-9
	1979-80	33-5
Totals	4 years	118-23
at Virginia Tech (assistant)	1981-82	16-12
	1982-83	13-12
Totals	2 years	29-24
at Nebraska (assistant)	1983-84	16-12
	1984-85	10-18
Totals	2 years	26-30
at Tennessee (assistant)	1985-86	24-10
	1986-87	28-6
	1987-88	31-3
	1988-89	35-2
	1989-90	27-6
	1990-91	30-5
	1991-92	28-3
	1992-93	29-3
	1993-94	31-2
	1994-95	34-3
	1995-96	32-4
	1996-97	29-10
	1997-98	39-0
	1998-99	31-3
	1999-00	33-4
	2000-01	31-3
	2001-02	29-5
	2002-03	33-5
	2003-04	31-4
	2004-05	30-5
(associate head)	2005-06	31-5
(head coach)	2006-07	34-3
	2007-08	36-2
	2008-09	22-11
	2009-10	32-3
	2010-11	34-3
	2011-12	27-9
	2012-13	27-8
	2013-14	29-6
	2014-15	30-6
	2015-16	22-14
	2016-17	20-12
	2017-18	25-8
	2018-19	12-5
Totals	34th year	996-181

As Head Coach At UT: 165-59 (.737) – 7th year

As Asst./Assoc. HC At UT: 831-122 (.872) – 27 years

As Coach At UT: 996-181 (.846) – 34th year

As Player At UT: 118-23 (.837) – 4 years

Overall At UT: 1,114-204 (.845) – 38th year

As Assistant Elsewhere: 55-54 (.505) – 4 years

Overall As A Coach: 1,051-235 (.817) – 38th year

Combined As Player/Coach: 1,168-258 (.819) – 42nd year

21 LOU BROWN

RS-SR Forward | 6-3 | MS Communication & Information
Melbourne, Australia | Washington State University



PLAYER HIGHS

SEASON HIGHS

Points:	--
Rebounds:	--
Assists:	--
Steals:	--
Blocks:	--
Field Goals:	--
3-Pointers:	--
Free Throws:	--
Minutes:	--

*Indicates most recent high

CAREER HIGHS*

Points:	16 // Nebraska, 11/26/16
Rebounds:	16 // Oklahoma St., 11/20/16
Assists:	6 // California, 2/23/16
Steals:	4 // Gonzaga, 12/8/15*
Blocks:	4 // Hampton, 11/25/14
Field Goals:	5 // Arizona, 2/2/18*
3-Pointers:	4 // Idaho St., 12/1/17*
Free Throws:	6 // Boise St., 12/18/17
Minutes:	32 // St. Mary's, 11/13/16

SEC HIGHS

Points:	--
Rebounds:	--
Assists:	--
Steals:	--
Blocks:	--
Field Goals:	--
3-Pointers:	--
Free Throws:	--
Minutes:	--

PRODUCTION TRACKER

	Career*
Had a Double-Double	6
Scored 10+ Points	22
Scored 20+ Points	--
Led WSU in Scoring	3
Led WSU in Rebounding	33
Led WSU in Assists	11
Led WSU in Steals	11
Had 3+ Blocks	4
Had 3+ 3-pt	7

*at Washington State University

- Graduate transfer from Washington State.
- Lady Vols' second-ever international player (Cheridene Green) and second-ever graduate transfer (Schaquilla Nunn).
- UT's first women's basketball player from Australia.
- Suffered an ACL tear in during practice in October and will miss the 2018-19 season.
- Honorable Mention Pac-12 All-Academic - 2017-18
- Honorable Mention Pac-12 All-Academic - 2015-16
- Started 71 of 95 games during her career at Washington State, averaging 5.6 points, 5.6 rebounds.
- Tallied 529 points, 167 rebounds, 106 assists, 88 steals and 66 blocks during her time in Pullman.
- Hit 80 three-pointers in 245 attempts for 32.7 percent as a Cougar.
- Started 23 of 28 contests as a redshirt junior, averaging 6.4 points and 6.0 rebounds and hitting 29 three-pointers.
- Averaged 10.4 ppg. and 6.9 rpg. during an injury-curtailed junior season in 2016-17.
- Full name is Louise M. "Lou" Brown.
- Born July 23, 1995, in Adelaide, Australia.
- Parents are Stephen and Nicola Brown.
- Has a younger sister, Emily.
- Majored in sport management at Washington State and graduated in May 2018.
- Pursuing a master's degree at Tennessee in communication and information.
- Recipient of the Holly Warlick Basketball Scholarship Endowment.
- Follow @loubrown721 on Twitter and @loubrown7 on Instagram.

2018-19 GAME-BY-GAME STATS

OPPONENT	DATE	MIN	FG-FGA	PCT	3FG-FGA	PCT	FT-FTA	PCT	OR	DR	TR	PF-FO	A	TO	BLK	STL	PTS
Presbyterian	11/11	DNP															
UNC Asheville	11/14	DNP															
Florida A&M	11/18	DNP															
vs. Clemson	11/22	DNP															
vs. UAB	11/24	DNP															
at Oklahoma St.	12/2	DNP															
Stetson	12/5	DNP															
at Texas	12/9	DNP															
Stanford	12/18	DNP															
ETSU	12/21	DNP															
Murray State	12/28	DNP															
Belmont	12/30	DNP															
at Auburn	1/3	DNP															
Missouri	1/6	DNP															
Kentucky	1/10	DNP															
at Georgia	1/13	DNP															
at Alabama	1/17	DNP															
Arkansas	1/21																
Notre Dame	1/24																
LSU	1/27																
Florida	1/31																
at Vanderbilt	2/3																
at Mississippi St.	2/10																
Auburn	2/14																
at Missouri	2/17																
at Texas A&M	2/21																
South Carolina	2/24																
Vanderbilt	2/28																

* indicates game started

CAREER STATS

Season	GP-GS	MIN/MPG	FGs	FG Pct	3FGs	3FG Pct	FTs	FT Pct	O-R-Reb	RPG	PF-FO	Asst	TO	Blk	Stl	Pts	PPG
14-15	32-16	855/26.7	48-146	.329	14-58	.241	14-22	.636	72-135-207	6.5	85-2	17	53	29	23	124	3.9
15-16	28-25	623/22.3	57-151	.377	25-69	.362	15-26	.577	32-80-112	4.0	57-0	31	45	19	39	154	5.5
16-17	7-7	192/27.4	24-72	.333	12-31	.387	13-19	.684	11-37-48	6.9	13-0	9	15	8	11	73	10.4
17-18	28-23	664/23.7	62-171	.363	29-87	.333	25-32	.781	45-122-167	6.0	58-2	49	43	10	15	178	6.4
TOTAL	95-71	2334/24.6	191-540	.354	80-245	.327	67-99	.677	160-374-534	5.6	213-4	106	156	66	88	529	5.6

12 RAE BURRELL

FR Guard/Forward | 6-1 | University Exploratory Track
Las Vegas, Nev. | Liberty H.S.

PLAYER HIGHS

SEASON HIGHS

Points:	14 // FAMU, 11/18/18*
Rebounds:	8 // UNC Asheville, 11/14/18
Assists:	2 // Murray St. 12/28/18
Steals:	1 // FAMU, 11/18/18*
Blocks:	1 // Alabama, 1/17/19*
Field Goals:	5 // Alabama, 1/17/19*
3-Pointers:	3 // FAMU, 11/18/18
Free Throws:	4 // UNC Asheville, 11/14/18
Minutes:	32 // Alabama, 1/17/19

*Indicates most recent high

CAREER HIGHS

Points:	14 // FAMU, 11/18/18*
Rebounds:	8 // UNC Asheville, 11/14/18
Assists:	2 // Murray St. 12/28/18
Steals:	1 // FAMU, 11/18/18*
Blocks:	1 // Alabama, 1/17/19*
Field Goals:	5 // Alabama, 1/17/19*
3-Pointers:	3 // FAMU, 11/18/18
Free Throws:	4 // UNC Asheville, 11/14/18
Minutes:	32 // Alabama, 1/17/19

SEC HIGHS

Points:	12 // Alabama, 1/17/19
Rebounds:	7 // Alabama, 1/17/19
Assists:	1 // Alabama, 1/17/19*
Steals:	--
Blocks:	1 // Alabama, 1/17/19*
Field Goals:	5 // Alabama, 1/17/19
3-Pointers:	--
Free Throws:	2 // Alabama, 1/17/19*
Minutes:	32 // Alabama, 1/17/19

PRODUCTION TRACKER

	2018-19	Career
Had a Double-Double	--	--
Scored 10+ Points	5	5
Scored 20+ Points	--	--
Led UT in Scoring	--	--
Led UT in Rebounding	1	1
Led UT in Blocks	2	2
Led UT in Steals	--	--
Had 3+ Assists	--	--
Had 3+ 3-pt	1	1

Pronounced burr-ELL

- Set new SEC highs of 12 points, seven rebounds and 32 minutes played against Alabama.
- Scored four points and pulled down five boards against Georgia.
- Played 13 minutes against Kentucky, logging two points, four rebounds, a block and an assist.
- Had six points and four rebounds in 17 minutes of action against Belmont.
- Tallied 11 points, six rebounds, two assists and a steal against Murray State.
- Played 21 minutes against ETSU, recording six rebounds, five points and a blocked shot.
- Played nine minutes against OSU, grabbing five rebounds and scoring four points.
- Logged 14 points, six rebounds, one steal and a blocked shot against FAMU.
- Provided a spark off the bench against UNC Asheville, tallying 10 points, eight rebounds, one block and a steal in 17 minutes.
- Scored 14 points while logging five rebounds, one block and one steal against Presbyterian in her rookie debut.
- Played 18 minutes in Tennessee's exhibition win over Carson-Newman, scoring 11 points while snagging three steals and dishing out three assists.
- Played for Cal Swish AAU program.
- Ranked No. 43 overall and No. 8 wing in the 2018 HoopGurlz espnW Top 100.
- Ranked No. 119 overall and the No. 19 wing in the 2018 Prospectsnation.com Elite 150.
- McDonald's All-American Game nominee (2018).
- American Family Insurance ALL-USA Nevada Girls Basketball Team (2017, 2018).
- Las Vegas Review-Journal Best of Nevada Preps Female Athlete of the Year (2018).
- NevadaPreps.com All-State First Team (2017, 2018).
- All-Southeast League First Team (2018).
- Played at Liberty High School as a senior after attending Foothill her first three years.
- Averaged 14.9 ppg., 7.9 rpg., 2.5 spg., 2.5 apg. and 1.0 bpg. as a senior.
- Averaged 17.5 ppg., 7.5 rpg., 1.9 apg. and 1.3 bpg. as a junior.
- Played a key role as LHS won the Sunrise Region and finished second in the 2018 state tournament with a 31-3 record.
- Helped FHS win the Sunrise Region and make it to the 2017 state semifinals.
- Also competed in soccer and track & field in high school, posting the best high jump mark in the state as a senior at 5-6.
- Honorable mention all-state in track & field in 2018.
- Full name is Rae Marie Burrell.
- Born on June 21, 2000, in Las Vegas, Nev.
- Parents are John and Ann Burrell.
- Mom (Ann Barry) played basketball at the University of Nevada, Reno, where she averaged 10.6 rebounds per game one season and yanked down a school record 25 in a single game.
- Her dad was a track & field All-American in the long jump at UNR.
- Has a brother, Jonas.

2018-19 GAME-BY-GAME STATS

OPPONENT	DATE	MIN	FG-FGA	PCT	3FG-FGA	PCT	FT-FTA	PCT	OR	DR	TR	PF-FO	A	TO	BLK	STL	PTS
Presbyterian	11/11	25	5-14	.357	0-2	.000	4-6	.667	4	1	5	1-0	0	1	1	1	14
UNC Asheville	11/14	17	3-7	.429	0-2	.000	4-6	.667	5	3	8	1-0	1	3	1	1	10
Florida A&M	11/18	19	4-14	.286	3-9	.333	3-6	.500	5	1	6	2-0	1	7	1	1	14
vs. Clemson	11/22	6	1-2	.500	1-2	.500	0-0	.000	0	1	1	1-0	0	0	0	0	3
vs. UAB	11/24	4	1-2	.500	0-0	.000	0-1	.000	1	0	1	0-0	0	1	0	0	2
at Oklahoma St.	12/2	9	2-6	.333	0-1	.000	0-0	.000	3	2	5	2-0	1	2	0	0	4
Stetson	12/5	4	0-0	.000	0-0	.000	0-0	.000	0	0	0	0-0	0	0	0	0	0
at Texas	12/9	18	1-3	.333	0-0	.000	0-0	.000	1	3	4	1-0	0	2	0	0	2
Stanford	12/18	3	0-0	.000	0-0	.000	0-0	.000	0	0	0	0-0	0	0	0	1	0
ETSU	12/21	21	2-9	.222	0-3	.000	1-2	.500	2	4	6	1-0	0	2	1	0	5
Murray State	12/28	17	5-7	.714	1-1	1.000	0-0	.000	2	4	6	4-0	2	2	0	1	11
Belmont	12/30	17	2-4	.500	1-1	1.000	1-2	.500	1	3	4	0-0	1	0	0	0	6
at Auburn	1/3	2	0-0	.000	0-0	.000	0-0	.000	0	0	0	0-0	0	1	0	0	0
Missouri	1/6	5	0-0	.000	0-0	.000	0-0	.000	0	0	0	0-0	0	0	0	0	0
Kentucky	1/10	13	1-3	.333	0-1	.000	0-2	.000	1	3	4	0-0	1	0	1	0	2
at Georgia	1/13	15	1-5	.200	0-0	.000	2-2	1.000	3	2	5	0-0	0	1	0	0	4
at Alabama	1/17	32	5-17	.294	0-2	.000	2-2	1.000	3	4	7	1-0	0	1	1	0	12
Arkansas	1/21																
Notre Dame	1/24																
LSU	1/27																
Florida	1/31																
at Vanderbilt	2/3																
at Mississippi St.	2/10																
Auburn	2/14																
at Missouri	2/17																
at Texas A&M	2/21																
South Carolina	2/24																
Vanderbilt	2/28																

* indicates game started

CAREER STATS

Season	GP-GS	MIN/MPG	FGs	FG Pct	3FGs	3FG Pct	FTs	FT Pct	O-R-Reb	RPG	PF-FO	Asst	TO	Blk	Stl	Pts	PPG
2018-19	17-0	227/13.4	33-93	.355	6-24	.250	17-29	.586	31-31-62	3.6	14-0	7	23	6	5	89	5.2

4 MIMI COLLINS

FR Forward | 6-3 | Public Relations
Waldorf, Md. | Paul VI Catholic H.S. (Fairfax, Va.)



PLAYER HIGHS

SEASON HIGHS

Points:	11 // Kentucky, 1/10/19
Rebounds:	10 // FAMU, 11/18/18
Assists:	2 // ETSU, 12/21/18
Steals:	3 // Murray St., 12/28/18
Blocks:	1 // Kentucky, 1/10/19*
Field Goals:	11 // Murray St., 12/28/18
3-Pointers:	1 // Texas, 12/9/18*
Free Throws:	5 // ETSU, 12/21/18
Minutes:	20 // ETSU, 12/21/18

*Indicates most recent high

CAREER HIGHS

Points:	11 // Kentucky, 1/10/19
Rebounds:	10 // FAMU, 11/18/18
Assists:	2 // ETSU, 12/21/18
Steals:	3 // Murray St., 12/28/18
Blocks:	1 // Kentucky, 1/10/19*
Field Goals:	11 // Murray St., 12/28/18
3-Pointers:	1 // Texas, 12/9/18*
Free Throws:	5 // ETSU, 12/21/18
Minutes:	20 // ETSU, 12/21/18

SEC HIGHS

Points:	11 // Kentucky, 1/10/19
Rebounds:	4 // Kentucky, 1/10/19
Assists:	1 // Georgia, 1/13/19
Steals:	--
Blocks:	1 // Georgia, 1/13/19*
Field Goals:	4 // Kentucky, 1/10/19
3-Pointers:	--
Free Throws:	3 // Kentucky, 1/10/19
Minutes:	15 // Georgia, 1/13/19

PRODUCTION TRACKER

	2018-19	Career
Had a Double-Double	--	--
Scored 10+ Points	3	3
Scored 20+ Points	--	--
Led UT in Scoring	--	--
Led UT in Rebounding	--	--
Led UT in Blocks	3	3
Had 10+ Rebounds	1	1
Had 3+ Blocks	--	--
Had 3+ Steals	1	1

Pronounced ME-ME

- Scored a career-high tying 11 points against Kentucky while adding four rebounds and a blocked shot.
- Tied her career high of 11 points and set a new career high of three steals against Murray State.
- Recorded a career-high 11 points, six rebounds and two assists against ETSU.
- Had five points, five rebounds and hit a 3-pointer late in the game against No. 12 Texas to help Tennessee secure the win.
- Was instrumental in Tennessee's comeback win over Stetson, scoring seven points, grabbing seven boards and playing high-pressure defense at the top of UT's three-quarter court press.
- Played 10 minutes during UT's overtime win over UAB, logging three points, one steal and an assist.
- Recorded nine points and a career-high 10 rebounds against FAMU.
- Scored seven points while logging six rebounds, a steal and a blocked shot against UNC Asheville.
- Netted nine points and snagged seven rebounds in UT's season-opening win over Presbyterian.
- Recorded a double-double in her first game action as a Lady Vol, scoring 16 points and pulling down 10 rebounds in UT's exhibition win over Carson-Newman.
- Played for Team Takeover AAU program.
- Participated in the 2018 USA Basketball U18 National Team Trials.
- Participated in the 2016 USA Basketball U17 World Championship Team Trials.
- Ranked No. 9 overall and the No. 3 forward in the 2018 Prospectsnation.com Elite 150.
- Ranked No. 49 overall and No. 8 post in the 2018 HoopGurlz espnW Top 100.
- McDonald's All-American (2018).
- Played in Jordan Brand Classic (2018).
- Naismith Player of the Year Top-Five Finalist (2018).
- Naismith All-America First Team (2018).
- Naismith All-America Honorable Mention (2017).
- VISAA Division I Player of the Year (2018).
- VISAA Division I All-State First Team (2017, 2018).
- VISAA Division I All-State Second Team (2016).
- American Family Insurance ALL-USA Virginia Girls Basketball Team (2018).
- Averaged 17.6 ppg., 10 rebounds and four blocks per game as a senior.
- Helped her squad to a 30-4 record, a VISAA state title and a top-five ranking in the USA TODAY high school poll.
- Averaged 15 points, eight rebounds, two assists, two steals and a block as a junior.
- Averaged 15 points, eight rebounds as a sophomore and 14 points, 10 rebounds as a freshman.
- Full name is Amira Janaye "Mimi" Collins.
- Born April 3, 2000, in Slidell, La.
- Parents are Derwin "Tank" and Bonita Collins.
- Tank played basketball at the University of New Orleans.
- Has two older brothers, Milan and Devin.

2018-19 GAME-BY-GAME STATS

OPPONENT	DATE	MIN	FG-FGA	PCT	3FG-FGA	PCT	FT-FTA	PCT	OR	DR	TR	PF-FO	A	TO	BLK	STL	PTS
Presbyterian	11/11	19	3-6	.500	0-0	.000	3-4	.750	4	3	7	3-0	0	2	0	0	9
UNC Asheville	11/14	18	1-7	.143	1-2	.500	4-4	1.000	2	4	6	1-0	0	1	1	1	7
Florida A&M	11/18	19	3-6	.500	0-0	.000	1-1	1.000	5	5	10	4-0	0	0	1	0	7
vs. Clemson	11/22	17	2-3	.667	0-0	.000	0-0	.000	0	2	2	4-0	0	1	0	0	4
vs. UAB	11/24	10	1-3	.333	0-0	.000	1-2	.500	0	0	0	1-0	1	1	0	1	3
at Oklahoma St.	12/2	10	0-1	.000	0-0	.000	0-0	.000	0	1	1	1-0	0	0	0	0	0
Stetson	12/5	19	3-5	.600	0-0	.000	1-3	.333	3	4	7	2-0	0	2	0	1	7
at Texas	12/9	16	1-5	.200	1-2	.500	2-4	.500	1	4	5	2-0	0	1	0	0	5
Stanford	12/18	15	2-3	.667	0-0	.000	1-2	.500	2	0	2	4-0	0	0	0	0	5
ETSU	12/21	20	3-4	.750	0-0	.000	5-6	.833	3	3	6	1-0	2	4	0	0	11
Murray State	12/28	16	5-9	.556	0-1	.000	1-2	.500	3	2	5	0-0	0	2	1	3	11
Belmont	12/30	9	2-2	1.000	0-0	.000	0-0	.000	1	0	1	1-0	0	0	0	0	4
at Auburn	1/3	3	0-0	.000	0-0	.000	0-0	.000	0	0	0	2-0	0	0	0	0	0
Missouri	1/6	5	0-0	.000	0-0	.000	0-0	.000	0	0	0	2-0	0	1	0	0	0
Kentucky	1/10	14	4-7	.571	0-0	.000	3-4	.750	4	0	4	1-0	0	0	1	0	11
at Georgia	1/13	15	0-4	.000	0-0	.000	1-2	.500	1	1	2	3-0	1	2	1	0	1
at Alabama	1/17	8	1-1	1.000	0-0	.000	0-0	.000	0	1	1	1-0	0	1	0	0	2
Arkansas	1/21																
Notre Dame	1/24																
LSU	1/27																
Florida	1/31																
at Vanderbilt	2/3																
at Mississippi St.	2/10																
Auburn	2/14																
at Missouri	2/17																
at Texas A&M	2/21																
South Carolina	2/24																
Vanderbilt	2/28																

* indicates game started

CAREER STATS

Season	GP-GS	MIN/MPG	FGs	FG Pct	3FGs	3FG Pct	FTs	FT Pct	O-R-Reb	RPG	PF-FO	Asst	TO	Blk	Stl	Pts	PPG
2018-19	17-0	233/13.7	31-66	.470	2-5	.400	23-34	.676	29-30-59	3.5	33-0	4	18	5	6	87	5.1

O RENNIA DAVIS

SO Guard/Forward | 6-2 | Hotel, Restaurant and Tourism Management
Jacksonville, Fla. | Ribault H.S.



PLAYER HIGHS

SEASON HIGHS

Points:	24 // Stetson, 12/5/18
Rebounds:	14 // Auburn, 1/3/19
Assists:	4 // FAMU, 11/18/18
Steals:	4 // Clemson, 11/22/18
Blocks:	1 // Murray St., 12/28/18 *
Field Goals:	9 // Murray St., 12/28/18
3-Pointers:	3 // Belmont, 12/30/18 *
Free Throws:	11 // Stetson, 12/5/18
Minutes:	39 // Missouri, 1/6/19 *

*Indicates most recent high

CAREER HIGHS

Points:	33 // Arkansas, 2/8/18
Rebounds:	14 // Auburn, 1/3/19 *
Assists:	5 // Ala. St., 12/3/17
Steals:	4 // Clemson, 11/22/18 *
Blocks:	2 // Ala. St., 12/3/17
Field Goals:	13 // Arkansas, 2/8/18
3-Pointers:	3 // Belmont, 12/30/18 *
Free Throws:	11 // Stetson, 12/5/18
Minutes:	40 // Oregon St., 3/18/18 *

SEC HIGHS

Points:	33 // Arkansas, 2/8/18
Rebounds:	14 // Auburn, 1/3/19 *
Assists:	4 // S. Carolina, 2/25/18 *
Steals:	4 // Alabama, 2/15/18
Blocks:	1 // Alabama, 2/15/18 *
Field Goals:	13 // Arkansas, 2/8/18
3-Pointers:	3 // Arkansas, 2/8/18
Free Throws:	6 // Auburn, 1/3/19 *
Minutes:	40 // Alabama, 2/15/18 *

PRODUCTION TRACKER

	2018-19	Career
Had a Double-Double	4	13
Scored 10+ Points	13	33
Scored 20+ Points	3	4
Led UT in Scoring	4	9
Led UT in Rebounding	9	15
Led UT in Assists	1	13
Led UT in Steals	5	9
Had 3+ Assists	3	9
Had 3+ 3-pt	2	11

Pronounced reh-NYE-uh

- Has the seventh-most career double-doubles by an active player in the SEC (13) and second-most by an underclassman.
- Logged six points, a steal and a team-high 12 rebounds against Georgia.
- Had 12 points, nine rebounds and two steals against Kentucky.
- Scored a team-high 16 points against Missouri while adding nine rebounds and three steals.
- Recorded her fourth double-double of the season at Auburn with 23 points and a career-high tying 14 rebounds.
- Started the game three-for-three from behind the arc en route to 19 points against Belmont.
- Posted her third double-double of the season against Murray State with 20 points and a season-high 13 rebounds.
- Contributed 11 points and seven rebounds to UT's win over ETSU.
- Recorded a double-double against Stanford with 14 points, 10 rebounds and a pair of steals.
- Led UT in scoring (24), rebounding (9), steals (3) and free throws made (11) in Tennessee's win over Stetson.
- Scored 13 points and grabbed five boards in UT's win over OSU.
- Named MVP of the Junkanoo Jam after averaging 15.5 points, 5.5 rebounds, 2.5 assists and 2.0 steals during the tournament.
- Knocked down three treys in the fourth quarter, leading UT in scoring with 18 points in its come-from-behind win over UAB.
- Tied her career-high of four steals against Clemson while adding 13 points and four rebounds.
- Logged her first double-double of the season against FAMU with 14 points and 11 rebounds.
- Was UT's second-highest scorer in the exhibition win over Carson-Newman, recording 17 points, nine rebounds and four assists.
- Named to the Women's Citizen Naismith Trophy Preseason Watch List.
- Named to the John R. Wooden Preseason Watch List.
- Named 2018-19 Preseason All-SEC First-Team selection by coaches and media.
- Named to the 2019 Cheryl Miller Award Preseason Watch List.
- Was a member of the SEC All-Freshman Team last season.
- Averaged 12.0 points and 7.6 rebounds as a freshman, starting 32 of 33 games.
- Ranked No. 11 in rebounding in the SEC as a rookie, including second among freshmen.
- Finished sixth all-time in rebounds per game by a Lady Vol freshman at 7.6, leading the team on the boards six times during the 2017-18 season.
- Shot .483 from the field, .329 on three-pointers and .740 from the free throw line.
- Knocked down 25 threes to rank fourth on the team.
- Notched nine double-doubles to tie Tamika Catchings for fifth-most double-doubles ever recorded by a Lady Vol freshman. Tennessee alums ahead of her on the list are Chamique Holdsclaw (16), Sheila Frost (11), Bashaara Graves (10) and Candace Parker (10).
- Tallied 10+ points in 20 contests and led the team in scoring on five occasions last season.
- Scored in double figures during 13 of the final 18 games of her freshman campaign.
- Davis' 33 points against Arkansas was the third-highest point total ever by a Lady Vol freshman behind only Tamika Catchings (35) and Candace Parker (34).

2018-19 GAME-BY-GAME STATS

OPPONENT	DATE	MIN	FG-FGA	PCT	3FG-FGA	PCT	FT-FTA	PCT	OR	DR	TR	PF-FO	A	TO	BLK	STL	PTS
Presbyterian	11/11	DNP															
*UNC Asheville	11/14	28	4-10	.400	1-2	.500	1-2	.500	2	6	8	3-0	2	2	0	1	10
*Florida A&M	11/18	21	6-8	.750	1-1	1.000	1-1	1.000	2	9	11	2-0	4	2	0	3	14
*vs. Clemson	11/22	25	6-13	.462	1-2	.500	0-0	.000	2	2	4	2-0	2	1	0	4	13
*vs. UAB	11/24	39	7-13	.538	3-6	.500	1-2	.500	1	6	7	4-0	3	1	1	0	18
*at Oklahoma St.	12/2	29	6-13	.462	0-2	.000	1-1	1.000	2	3	5	5-1	1	5	1	0	13
*Stetson	12/5	36	6-11	.545	1-3	.333	11-12	.917	3	6	9	2-0	0	3	0	3	24
*at Texas	12/9	24	2-4	.500	1-1	1.000	2-4	.500	1	5	6	3-0	0	3	0	1	7
*Stanford	12/18	35	5-15	.333	2-5	.400	2-2	1.000	1	9	10	2-0	1	1	0	2	14
*ETSU	12/21	27	3-8	.375	1-2	.500	4-4	1.000	2	5	7	3-0	0	2	0	0	11
*Murray State	12/28	27	9-16	.563	1-2	.500	1-1	1.000	7	6	13	1-0	0	1	1	0	20
*Belmont	12/30	31	7-16	.438	3-6	.500	2-2	1.000	2	4	6	3-0	0	1	0	1	19
*at Auburn	1/3	37	8-11	.727	1-1	1.000	6-7	.857	3	11	14	2-0	3	6	1	2	23
*Missouri	1/6	39	6-12	.500	2-3	.667	2-2	1.000	2	7	9	3-0	0	2	0	3	16
*Kentucky	1/10	32	5-12	.417	2-5	.400	0-1	.000	6	3	9	2-0	2	4	0	2	12
*at Georgia	1/13	35	2-12	.167	0-3	.000	2-2	1.000	3	9	12	3-0	1	1	0	1	6
*at Alabama	1/17	19	0-5	.000	0-2	.000	0-0	.000	1	4	5	1-0	1	3	0	2	0
Arkansas	1/21																
Notre Dame	1/24																
LSU	1/27																
Florida	1/31																
at Vanderbilt	2/3																
at Mississippi St.	2/10																
Auburn	2/14																
at Missouri	2/17																
at Texas A&M	2/21																
South Carolina	2/24																
Vanderbilt	2/28																

* indicates game started

CAREER STATS

Season	GP-GS	MIN/MPG	FGs	FG Pct	3FGs	3FG Pct	FTs	FT Pct	O-R-Reb	RPG	PF-FO	Asst	TO	Blk	Stl	Pts	PPG
17-18	33-32	970/29.4	157-325	.483	25-76	.329	57-77	.740	79-171-250	7.6	83-2	57	69	11	35	396	12.0
18-19	16-16	485/30.3	82-179	.458	20-46	.435	36-43	.837	40-95-135	8.4	41-1	20	38	4	25	220	13.8
Totals	49-48	1455/29.7	239-504	.474	45-122	.369	93-120	.775	119-266-385	7.9	124-3	77	107	15	60	616	12.6

15 CHERIDENE GREEN

RS-SR Forward | 6-3 | Communications Studies
 London, England | Harris Academy Beckenham | ASA College



PLAYER HIGHS

SEASON HIGHS

Points:	13 // Missouri, 1/6/19*
Rebounds:	15 // Kentucky, 1/10/19
Assists:	4 // Kentucky, 1/10/19
Steals:	3 // Auburn, 1/3/19*
Blocks:	3 // Presbyterian, 11/11/18*
Field Goals:	5 // ETSU, 12/21/18*
3-Pointers:	--
Free Throws:	5 // Missouri, 1/6/19
Minutes:	30 // Missouri, 1/6/19

*Indicates most recent high

CAREER HIGHS

Points:	17 // Vanderbilt, 1/7/18
Rebounds:	15 // Kentucky, 1/10/19
Assists:	4 // Kentucky, 1/10/19
Steals:	4 // Auburn, 1/4/18
Blocks:	3 // Presbyterian, 11/11/18*
Field Goals:	7 // Vanderbilt, 1/7/18*
3-Pointers:	--
Free Throws:	5 // Liberty, 3/16/18
Minutes:	30 // Missouri, 1/6/19

SEC HIGHS

Points:	17 // Vanderbilt, 1/7/18
Rebounds:	15 // Kentucky, 1/10/19
Assists:	4 // Kentucky, 1/10/19
Steals:	4 // Auburn, 1/4/18
Blocks:	1 // Kentucky, 1/10/19*
Field Goals:	7 // Vanderbilt, 1/7/18
3-Pointers:	--
Free Throws:	5 // Missouri, 1/6/19*
Minutes:	30 // Missouri, 1/6/19

PRODUCTION TRACKER

	2018-19	Career
Had a Double-Double	2	4
Scored 10+ Points	6	11
Scored 20+ Points	--	--
Had 10+ Rebounds	5	8
Led UT in Rebounding	6	9
Led UT in Blocks	4	10
Led UT in Steals	2	4
Had 3+ Blocks	1	2
Had 3+ Steals	5	5

Pronounced SHARE-ih-dean

- Is averaging 8.8 rpg and 7.8 ppg in SEC play.
- Set new career highs in rebounds (15) and assists (4) against Kentucky while adding eight points.
- Recorded the fourth double-double of her career against Missouri with 13 points and a career-high 14 rebounds.
- Notched 10 points, eight rebounds and three steals against Murray State.
- Scored 12 points while pulling down three boards against ETSU.
- Talled 10 points, six rebounds and two blocked shots against No. 12 Texas.
- Tied her career-highs in both rebounds (13) and assists (3) against OSU while adding three steals and six points.
- Netted 11 points and grabbed a team-high eight rebounds against Clemson.
- Scored 12 points while snagging four boards and dishing out two assists against UNC Asheville.
- Recorded her third career double-double and first career start against Presbyterian, logging 13 points, 11 rebounds, three blocks and three steals.
- Started and played 17 minutes in Tennessee's exhibition game against Carson-Newman, logging 16 points, eight rebounds and two blocked shots.
- Saw action in every game during the 2017-18 season, scoring in double figures five times and pulling down double-digit rebounds in three contests.
- Averaged 4.1 ppg. and 3.7 rpg. and shot .549 from the field in a reserve role during her first season back in action following knee surgery in 2015-16 and a redshirt year in 2016-17.
- Posted two double-double efforts on the year, including a showing of 15 points and 12 rebounds in a season-high 26 minutes during an NCAA First Round match-up vs. Liberty.
- Recorded her first career double-double against Troy, logging 16 points, 13 rebounds, three assists and two steals in 20 minutes of action.
- Notched a career-high 17 points at home against Vanderbilt while adding five rebounds, two assists and two steals in 21 minutes.
- Played a productive 12 minutes in the upset of No. 2/4 Texas, notching eight points and five rebounds.
- Redshirted and sat out the whole 2016-17 season to rehab from a right knee injury suffered in 2015-16 at ASA College.
- Played with Great Britain U20 team.
- Member of England National U16 and U18 Teams.
- Full name is Cheridene Anne-Marie Green.
- Born on Sept. 19, 1995, in London, England.
- Mother is Sylvia Green and father is Gary Swaby.
- Has six siblings, including sisters Tunicea, Jade and Letitia, and brothers Martin, Sheldon and Coelin.
- Is the Lady Vols' first-ever international player.
- Summer 2018 graduate with a degree in communication studies.
- Recipient of the Betty J. Basler Winners' Circle Scholarship.

2018-19 GAME-BY-GAME STATS

OPPONENT	DATE	MIN	FG-FGA	PCT	3FG-FGA	PCT	FT-FTA	PCT	OR	DR	TR	PF-FO	A	TO	BLK	STL	PTS
*Presbyterian	11/11	24	5-9	.556	0-0	.000	3-5	.600	5	6	11	2-0	0	1	3	3	13
*UNC Asheville	11/14	23	5-6	.833	0-0	.000	2-2	1.000	2	2	4	2-0	2	2	0	0	12
*Florida A&M	11/18	21	2-3	.667	0-0	.000	1-1	1.000	0	5	5	0-0	1	0	0	2	5
*vs. Clemson	11/22	28	4-6	.667	0-0	.000	3-4	.750	2	6	8	3-0	1	3	0	0	11
*vs. UAB	11/24	19	2-8	.250	0-0	.000	0-0	.000	3	0	3	0-0	0	0	0	1	4
*at Oklahoma St.	12/2	26	3-6	.500	0-0	.000	0-1	.000	6	7	13	3-0	3	1	0	3	6
*Stetson	12/5	21	2-2	1.000	0-0	.000	0-2	.000	1	4	5	3-0	0	1	0	0	4
*at Texas	12/9	22	3-7	.429	0-0	.000	4-4	1.000	4	2	6	4-0	0	3	2	0	10
*Stanford	12/18	20	3-6	.500	0-0	.000	0-0	.000	2	1	3	3-0	0	0	0	0	6
*ETSU	12/21	15	5-6	.833	0-0	.000	2-2	1.000	2	1	3	2-0	0	1	0	0	12
*Murray State	12/28	19	4-5	.800	0-0	.000	2-2	1.000	5	3	8	3-0	1	5	0	3	10
*Belmont	12/30	19	2-4	.500	0-0	.000	0-0	.000	0	1	1	2-0	2	1	1	0	4
*at Auburn	1/3	25	4-7	.571	0-0	.000	0-0	.000	1	3	4	4-0	1	2	0	3	8
*Missouri	1/6	30	4-6	.667	0-0	.000	5-8	.625	7	7	14	4-0	2	3	0	1	13
*Kentucky	1/10	28	3-10	.300	0-0	.000	2-6	.333	8	7	15	3-0	4	2	1	0	8
*at Georgia	1/13	18	2-7	.286	0-0	.000	2-2	1.000	5	5	10	5-1	0	3	0	1	6
at Alabama	1/17	11	2-3	.667	0-0	.000	0-1	.000	1	0	1	2-0	0	0	0	0	4
Arkansas	1/21																
Notre Dame	1/24																
LSU	1/27																
Florida	1/31																
at Vanderbilt	2/3																
at Mississippi St.	2/10																
Auburn	2/14																
at Missouri	2/17																
at Texas A&M	2/21																
South Carolina	2/24																
Vanderbilt	2/28																

* indicates game started

CAREER STATS

Season	GP-GS	MIN/MPG	FGs	FG Pct	3FGs	3FG Pct	FTs	FT Pct	O-R-Reb	RPG	PF-FO	Asst	TO	Blk	Stl	Pts	PPG
17-18	33-0	391/11.8	50-91	.549	0-3	.000	35-53	.660	59-63-122	3.7	32-0	14	30	13	24	135	4.1
18-19	17-17	369/21.7	55-101	.545	0-0	.000	26-40	.650	54-60-114	6.7	45-1	17	28	7	17	136	8.0
Totals	50-17	760/15.2	105-192	.547	0-3	.000	61-93	.656	113-123-236	4.7	77-1	31	58	20	41	271	5.4

14 ZAAZ GREEN

FR Guard | 6-0 | Exploratory - Education, Health & Human Sciences
Duncanville, Texas | Duncanville H.S.

PLAYER HIGHS

SEASON HIGHS

Points:	17 // OSU, 12/2/18
Rebounds:	11 // Alabama, 1/17/19
Assists:	7 // Auburn, 1/3/19
Steals:	5 // Presbyterian, 11/11/18
Blocks:	2 // Auburn, 1/3/19
Field Goals:	7 // OSU, 12/2/18
3-Pointers:	3 // Presbyterian, 11/11/18
Free Throws:	4 // Stetson, 12/5/18
Minutes:	35 // Missouri, 1/6/19

*Indicates most recent high

CAREER HIGHS

Points:	17 // OSU, 12/2/18
Rebounds:	11 // Alabama, 1/17/19
Assists:	7 // Auburn, 1/3/19
Steals:	5 // Presbyterian, 11/11/18
Blocks:	2 // Auburn, 1/3/19
Field Goals:	7 // OSU, 12/2/18
3-Pointers:	3 // Presbyterian, 11/11/18
Free Throws:	4 // Stetson, 12/5/18
Minutes:	35 // Missouri, 1/6/19

SEC HIGHS

Points:	14 // Alabama, 1/17/19
Rebounds:	11 // Alabama, 1/17/19
Assists:	7 // Auburn, 1/3/19
Steals:	1 // Auburn, 1/3/19
Blocks:	2 // Auburn, 1/3/19
Field Goals:	6 // Alabama, 1/17/19
3-Pointers:	2 // Missouri, 1/6/19
Free Throws:	2 // Auburn, 1/3/19
Minutes:	35 // Missouri, 1/6/19

PRODUCTION TRACKER

	2018-19	Career
Had a Double-Double	1	1
Scored 10+ Points	8	8
Scored 20+ Points	--	--
Led UT in Scoring	--	--
Led UT in Rebounding	2	2
Led UT in Assists	1	1
Led UT in Steals	1	1
Had 3+ Assists	4	4
Had 3+ 3-pt	1	1

Pronounced ZAY

- Recorded her first career double-double with 14 points and 11 rebounds against Alabama, setting new SEC and career highs, respectively.
- Played 32 minutes against Kentucky, notching nine points, four rebounds and an assist.
- Logged 11 points, four rebounds and an assist in 35 minutes against Missouri.
- Upped her career-highs in rebounds and assists for the second straight game against Auburn, tallying eight rebounds, seven assists and 10 points.
- Set new career highs in rebounds (6) and assists (5) while adding 10 points against Belmont.
- Posted nine points, three rebounds, two assists and a steal against Murray State.
- Played 24 minutes against ETSU, recording nine points, four rebounds, two assists, and a blocked shot.
- Tallied 14 points, two rebounds and a steal in 30 minutes of action against No. 8/9 Stanford.
- Named SEC Freshman of the Week after logging career highs in points (17), rebounds (5) and minutes played (29) against OSU in her second career start.
- Snagged four steals while adding 12 points, two rebounds and three assists against Clemson.
- Is just the 22nd Lady Vol to start in the season opener as a freshman.
- Led UT in scoring and recorded a double-double in her first game action as a Lady Vol, notching 28 points, 10 rebounds, three assists and three steals in Tennessee's exhibition win over Carson-Newman.
- Participated in the 2018 USA Basketball U18 National Team Trials
- Participated in the 2016 USA Basketball U17 World Championship Team Trials.
- Ranked No. 10 overall and the No. 2 guard in the HoopGurlz espnW Top 100.
- Ranked No. 23 overall and the No. 3 guard in the 2018 Prospectsnation.com Elite 150.
- McDonald's All-American (2018), Naismith All-America Third-Team (2018), MaxPreps Fourth-Team All-American (2018).
- Started in the McDonald's All-American Game and Jordan Brand Classic.
- TABC 6A All-State (2017, 2018).
- 6A State Championship MVP (2016, 2017) as Duncanville won state titles.
- Averaged 15.5 ppg., 4.8 rpg., 3.7 apg. and 1.8 spg. as a senior.
- Averaged 17.8 ppg., 5.1 rpg. and 3.1 apg. as a junior.
- Also played volleyball in high school.
- Full name is Zarielle Lacole "ZaaZ" Green. Born March 25, 2000, in Dallas, Texas.
- Parents are Zoderick Green and Yolanda Harris.
- Her mother was a four-year starter on the basketball team at Stephen F. Austin from 1994-97, and still holds the program's No. 6 all-time single-season steals total (87, 1996-97).
- Her father was an All-American player at Central Oklahoma and still holds the school record for assists in a game with 17 vs. Tarleton State in 1995.
- Hails from same prep alma mater as Lady Vols, WNBA and Olympic star Tamika Catchings.

2018-19 GAME-BY-GAME STATS

OPPONENT	DATE	MIN	FG-FGA	PCT	3FG-FGA	PCT	FT-FTA	PCT	OR	DR	TR	PF-FO	A	TO	BLK	STL	PTS
*Presbyterian	11/11	22	4-9	.444	3-4	.750	2-2	1.000	0	0	0	1-0	4	2	1	5	13
UNC Asheville	11/14	20	1-7	.143	0-4	.000	0-0	.000	0	1	1	3-0	1	1	0	1	2
Florida A&M	11/18	19	3-11	.273	0-4	.000	2-4	.500	1	3	4	1-0	3	4	1	2	8
vs. Clemson	11/22	25	5-14	.357	0-4	.000	2-2	1.000	1	1	2	4-0	3	2	0	4	12
vs. UAB	11/24	16	2-8	.250	0-2	.000	1-2	.500	0	4	4	4-0	1	1	0	0	5
*at Oklahoma St.	12/2	29	7-15	.467	1-4	.250	2-4	.500	1	4	5	4-0	2	4	1	1	17
*Stetson	12/5	32	2-9	.222	0-4	.000	4-4	1.000	2	3	5	4-0	1	2	0	2	8
*at Texas	12/9	23	2-7	.286	1-2	.500	3-4	.750	0	5	5	3-0	2	1	0	0	8
*Stanford	12/18	30	6-16	.375	2-5	.400	0-0	.000	1	1	2	5-1	1	0	0	1	14
*ETSU	12/21	24	4-8	.500	1-3	.333	0-0	.000	1	3	4	3-0	2	2	1	1	9
*Murray State	12/28	20	4-11	.364	1-5	.200	0-0	.000	0	3	3	1-0	2	2	0	1	9
*Belmont	12/30	33	3-13	.231	2-6	.333	2-2	1.000	2	4	6	4-0	5	1	0	2	10
*at Auburn	1/3	26	4-7	.571	0-2	.000	2-2	1.000	3	5	8	3-0	7	3	2	1	10
*Missouri	1/6	35	4-9	.444	2-5	.400	1-1	1.000	1	3	4	3-0	1	3	0	0	11
*Kentucky	1/10	32	4-10	.400	0-4	.000	1-3	.333	2	2	4	4-0	1	1	0	0	9
*at Georgia	1/13	19	3-7	.429	1-1	1.000	0-0	.000	0	1	1	1-0	0	2	1	0	7
*at Alabama	1/17	34	6-18	.333	1-6	.167	1-2	.500	3	8	11	3-0	2	2	1	0	14
Arkansas	1/21																
Notre Dame	1/24																
LSU	1/27																
Florida	1/31																
at Vanderbilt	2/3																
at Mississippi St.	2/10																
Auburn	2/14																
at Missouri	2/17																
at Texas A&M	2/21																
South Carolina	2/24																
Vanderbilt	2/28																

* indicates game started

CAREER STATS

Season	GP-GS	MIN/MPG	FGs	FG Pct	3FGs	3FG Pct	FTs	FT Pct	O-R-Reb	RPG	PF-FO	Asst	TO	Blk	Stl	Pts	PPG
18-19	17-13	439/25.8	64-179	.358	15-65	.231	23-32	.719	18-51-69	4.1	51-1	38	33	8	21	166	9.8

5 KAMERA HARRIS

JR Center | 6-3 | Recreation & Sport Management
Hampton, Ga. | Dutchtown H.S.

PLAYER HIGHS

SEASON HIGHS

Points:	4 // FAMU, 11/18/18
Rebounds:	4 // Murray St., 12/28/18*
Assists:	1 // Murray St., 12/28/18
Steals:	2 // FAMU, 11/18/18
Blocks:	1 // Texas, 12/9/18*
Field Goals:	2 // FAMU, 11/18/18
3-Pointers:	--
Free Throws:	1 // Murray St., 12/28/18*
Minutes:	19 // FAMU, 11/18/18

*Indicates most recent high

CAREER HIGHS

Points:	4 // FAMU, 11/18/18*
Rebounds:	4 // Murray St., 12/28/18*
Assists:	1 // Murray St., 12/28/18
Steals:	2 // FAMU, 11/18/18
Blocks:	1 // Texas, 12/9/18*
Field Goals:	2 // FAMU, 11/18/18*
3-Pointers:	--
Free Throws:	1 // ETSU, 12/21/18*
Minutes:	19 // Presbyterian, 11/11/18*

SEC HIGHS

Points:	--
Rebounds:	2 // Vanderbilt, 1/22/17
Assists:	--
Steals:	--
Blocks:	--
Field Goals:	--
3-Pointers:	--
Free Throws:	--
Minutes:	3 // Alabama, 1/17/19*

PRODUCTION TRACKER

	2018-19	Career
Had a Double-Double	--	--
Scored 10+ Points	--	--
Scored 20+ Points	--	--
Led UT in Scoring	--	--
Led UT in Rebounding	--	--
Led UT in Blocks	--	1
Led UT in Steals	1	1
Had 3+ Blocks	--	--
Had 3+ Steals	--	--

Pronounced CAM-er-ruh

- Tied her career high of four boards against Murray State while dishing out an assist and scoring one point.
- Logged a point and a steal in UT's win over ETSU.
- Played nine minutes against Texas, tallying a rebound, a steal and a blocked shot.
- Recorded four points, four rebounds and two steals in 19 minutes against FAMU.
- Played 19 minutes against Presbyterian, scoring two points and snagging three boards.
- Saw action in 10 games as a sophomore, scoring in three of them and grabbing a carom in seven contests.
- Saw six minutes of action against Liberty during the NCAA First Round, posting two points and one rebound.
- Tallied two points, a block and two rebounds in four minutes against ETSU.
- Played 12 minutes against Alabama State, scoring two points and blocking a shot.
- Pulled down two rebounds in Tennessee's 77-34 win over Central Arkansas.
- Collected two rebounds in 13 minutes of action against South Dakota.
- Saw action in 10 games as a freshman, scoring in three of them and grabbing a rebound on five occasions.
- Averaged 12.4 points, 9.9 rebounds and 8.6 blocks per game as a senior in high school.
- Set a national single-game prep record for blocked shots in 2014 with 28 vs. Veterans High School in the first round of the state tournament.
- Eclipsed the old record of 25 held by Brittney Griner and was featured in Sports Illustrated Faces in the Crowd for that achievement.
- Full name is Kamera Janel Harris
- First name is pronounced like camera.
- Born on July 19, 1998, in Atlanta, Ga.
- Mother is Karen Bailey.
- Siblings include James and Jordan Harris.
- Brother Jordan played college football at Alabama State, Morehouse and New Mexico Military Institute.
- Member of National Honor Society at DHS.
- Expected to graduate in summer 2019.
- Recipient of the Doris Lewis Winners' Circle Scholarship.
- Follow @_kodakmoment_ on Twitter and @_kayh_ on Instagram.

2018-19 GAME-BY-GAME STATS

OPPONENT	DATE	MIN	FG-FGA	PCT	3FG-FGA	PCT	FT-FTA	PCT	OR	DR	TR	PF-FO	A	TO	BLK	STL	PTS
Presbyterian	11/11	19	1-4	.250	0-0	.000	0-0	.000	2	1	3	1-0	0	3	1	0	2
UNC Asheville	11/14	5	0-0	.000	0-0	.000	0-0	.000	0	0	0	2-0	0	0	0	0	0
Florida A&M	11/18	19	2-3	.667	0-0	.000	0-0	.000	2	2	4	2-0	0	2	0	2	4
vs. Clemson	11/22	DNP															
vs. UAB	11/24	DNP															
at Oklahoma St.	12/2	4	0-0	.000	0-0	.000	0-0	.000	1	0	1	2-0	0	0	0	0	0
Stetson	12/5	2	0-1	.000	0-0	.000	0-0	.000	0	1	1	0-0	0	1	0	0	0
at Texas	12/9	9	0-1	.000	0-0	.000	0-0	.000	1	0	1	2-0	0	1	1	1	0
Stanford	12/18	2	0-0	.000	0-0	.000	0-0	.000	0	1	1	1-0	0	2	0	0	0
ETSU	12/21	9	0-0	.000	0-0	.000	1-2	.500	0	0	0	2-0	0	0	0	1	1
Murray State	12/28	13	0-2	.000	0-0	.000	1-2	.500	2	2	4	1-0	1	0	0	0	1
Belmont	12/30	DNP															
at Auburn	1/3	DNP															
Missouri	1/6	DNP															
Kentucky	1/10	DNP															
at Georgia	1/13	DNP															
at Alabama	1/17	3	0-0	.000	0-0	.000	0-0	.000	0	0	0	0-0	0	0	0	0	0
Arkansas	1/21																
Notre Dame	1/24																
LSU	1/27																
Florida	1/31																
at Vanderbilt	2/3																
at Mississippi St.	2/10																
Auburn	2/14																
at Missouri	2/17																
at Texas A&M	2/21																
South Carolina	2/24																
Vanderbilt	2/28																

* indicates game started

CAREER STATS

Season	GP-GS	MIN/MPG	FGs	FG Pct	3FGs	3FG Pct	FTs	FT Pct	O-R-Reb	RPG	PF-FO	Asst	TO	Blk	Stl	Pts	PPG
16-17	7-0	342/6.0	3-7	.429	0-0	.000	2-4	.500	5-4-9	1.3	10-1	0	0	1	0	8	1.1
17-18	10-0	55/5.5	3-12	.250	0-0	.000	0-2	.000	5-5-10	1.0	6-0	0	5	2	0	6	0.6
18-19	10-0	85/8.5	3-11	.273	0-0	.000	2-4	.500	8-7-15	1.5	13-0	1	9	2	4	8	0.8
Totals	27-0	182/6.7	9-30	.300	0-0	.000	4-10	.400	18-16-34	1.3	29-1	1	14	5	4	22	0.8

10 MEME JACKSON



PLAYER HIGHS

SEASON HIGHS

Points:	33 // Texas, 12/9/18
Rebounds:	8 // UAB, 11/24/18
Assists:	6 // Kentucky, 1/10/19
Steals:	6 // FAMU, 11/18/18
Blocks:	1 // Clemson, 11/22/18
Field Goals:	10 // Texas, 12/9/18
3-Pointers:	7 // ETSU, 12/21/18
Free Throws:	9 // Texas, 12/9/18
Minutes:	40 // Texas, 12/9/18

*Indicates most recent high

CAREER HIGHS

Points:	33 // Texas, 12/9/18
Rebounds:	10 // Troy, 12/6/17
Assists:	7 // Kentucky, 12/31/17
Steals:	6 // FAMU, 11/18/18
Blocks:	3 // South Carolina, 3/2/18
Field Goals:	10 // Texas, 12/9/18
3-Pointers:	7 // ETSU, 12/21/18
Free Throws:	9 // Texas, 12/9/18
Minutes:	42 // Georgia, 2/6/17

SEC HIGHS

Points:	27 // Auburn, 1/3/19
Rebounds:	8 // Alabama, 2/15/18
Assists:	7 // Kentucky, 12/31/17
Steals:	3 // Kentucky, 1/10/19*
Blocks:	2 // South Carolina, 2/25/18*
Field Goals:	7 // Arkansas, 2/8/18
3-Pointers:	5 // Auburn, 1/3/19*
Free Throws:	6 // Auburn, 1/3/19
Minutes:	42 // Georgia, 2/6/17

PRODUCTION TRACKER

	2018-19	Career
Had a Double-Double	--	1
Scored 10+ Points	10	25
Scored 20+ Points	3	5
Led UT in Scoring	6	8
Led UT in Steals	6	14
Led UT in Assists	1	4
Led UT in 3 pt. Made	9	35
Had 3+ Steals	6	11
Had 3+ 3-pt	7	13

CAREER STATS

Season	GP-GS	MIN/MPG	FGs	FG Pct	3FGs	3FG Pct	FTs	FT Pct	O-R-Reb	RPG	PF-FO	Asst	TO	Blk	Stl	Pts	PPG
15-16	21-0	137/6.5	9-35	.257	1-16	.063	3-6	.500	5-8-13	0.6	16-0	8	8	0	5	22	1.0
16-17	32-19	751/23.5	58-168	.345	24-73	.329	9-21	.429	23-34-57	1.8	65-3	51	38	5	16	149	4.7
17-18	33-33	907/27.5	96-252	.381	50-140	.357	30-43	.698	27-106-133	4.0	77-0	74	63	13	34	272	8.2
18-19	17-17	528/31.1	66-163	.405	39-105	.371	42-52	.808	15-41-56	3.3	36-1	39	40	4	33	213	12.5
Totals	103-69	2323/22.6	229-618	.371	114-334	.341	84-122	.689	70-189-259	2.5	194-4	172	149	22	88	656	6.4

SR Guard/Forward | 5-11 | Communications Studies
Murfreesboro, Tenn. | Blackman H.S.

Pronounced ME-ME

- Dished out a team-high six assists while snagging three steals and scoring eight points against Kentucky.
- Knocked down five threes and was a perfect 6-of-6 from the line to finish with a team-high 27 points against Auburn.
- Tallied 10 points, three rebounds and an assist against Belmont.
- Dished out a season-high five assists against Murray St. while adding 11 points and four steals.
- Hit a career-high seven treys against ETSU, tying for fourth-most in a single game by a Lady Vol.
- Scored 17 points against Stanford while grabbing four points and snagging a steal.
- Went four of nine from behind the arc and nine of 11 from the free-throw line en route to a career-high 33 points against No. 12 Texas.
- Led UT in scoring and 3-point shooting for the third time this season against Clemson, going 4-of-9 from behind the arc for 14 points.
- Joined teammate Rennia Davis on the Junkanoo Jam All-Tournament Team.
- Was Tennessee's top scorer for the second game in a row with 19 points and a career-high six steals against FAMU.
- Led UT in scoring against UNC Asheville, netting 13 points while recording two steals and two assists.
- Began her senior campaign by logging 11 points, two rebounds, three assists and a career-high tying four steals against Presbyterian.
- Started every game for Tennessee during the 2017-18 season, playing 27.5 minutes per contest.
- Averaged 8.2 points, 4.0 rebounds, 2.2 assists and 1.0 steals.
- Hit a team-high 50 treys on the season and was UT's leading three-point shooter on 19 occasions.
- Scored in double figures 13 times during her junior season.
- Went 5-of-7 from behind the arc at Arkansas to record a career-high 21 points while grabbing five rebounds and dishing out four assists.
- Tallied 19 points on 7-of-13 shooting with three steals and four rebounds against Alabama State.
- Scored a team-high 18 points against No. 5 Notre Dame while grabbing three rebounds and dishing out two assists.
- Recorded her first career double-double, hitting Troy with 16 points and a career-high 10 rebounds.
- Notched a career-high five treys against Long Beach State, finishing the day with 15 points, six rebounds and four assists.
- Knocked down three treys in the second half to finish with 13 points at LSU.
- Netted 11 points against No. 18 Georgia while dishing out two assists and grabbing four rebounds.
- Scored 11 points against Central Arkansas and led the team in steals with four.
- Tallied 10 points, four rebounds and three assists in the home encounter vs. No. 14/12 Texas A&M.
- Played in all 32 games as a sophomore, starting in 19 of the contests and averaging 4.7 points and 1.8 rebounds per game.
- Improved her 3-point shooting, connecting on 32.9 percent of her shots from deep and leading the team in threes made six times during the 2016-17 season.
- Stepped up her play in her second season, scoring at least five points in 14 games after not scoring more than four points in any game during her freshman year.
- Saw time in 21 games off the bench as a freshman and averaged 1.0 points and 0.6 rebounds per game.
- Full name is Jamasha Starr "Meme" Jackson.

2018-19 GAME-BY-GAME STATS

OPPONENT	DATE	MIN	FG-FGA	PCT	3FG-FGA	PCT	FT-FTA	PCT	OR	DR	TR	PF-FO	A	TO	BLK	STL	PTS
*Presbyterian	11/11	22	4-9	.444	1-2	.500	2-2	1.000	0	2	2	3-0	3	3	0	4	11
*UNC Asheville	11/14	28	5-9	.556	3-5	.600	0-0	.000	0	1	1	3-0	2	2	0	2	13
*Florida A&M	11/18	21	7-12	.583	3-8	.375	2-4	.500	0	2	2	1-0	4	1	2	6	19
*vs. Clemson	11/22	32	4-11	.364	4-9	.444	2-2	1.000	0	4	4	0-0	4	2	1	0	14
*vs. UAB	11/24	37	2-5	.400	2-4	.500	2-2	1.000	2	6	8	2-0	1	3	0	3	8
*at Oklahoma St.	12/2	38	3-8	.375	1-6	.167	0-0	.000	3	2	5	2-0	2	1	1	4	7
*Stetson	12/5	33	0-4	.000	0-4	.000	0-0	.000	1	4	5	2-0	3	3	0	1	0
*at Texas	12/9	40	10-18	.556	4-9	.444	9-11	.818	1	2	3	3-0	0	1	0	0	33
*Stanford	12/18	35	4-14	.286	3-13	.231	6-10	.600	2	2	4	3-0	1	1	0	1	17
*ETSU	12/21	28	8-14	.571	7-12	.583	0-0	.000	0	3	3	2-0	4	4	0	1	23
*Murray State	12/28	25	4-11	.364	1-6	.167	2-3	.667	1	2	3	1-0	5	4	0	4	11
*Belmont	12/30	33	3-8	.375	2-5	.400	2-2	1.000	0	3	3	0-0	1	2	0	0	10
*at Auburn	1/3	39	8-13	.615	5-8	.625	6-6	1.000	1	2	3	2-0	1	5	0	0	27
*Missouri	1/6	31	0-9	.000	0-3	.000	2-2	1.000	0	1	1	3-0	1	1	0	2	2
*Kentucky	1/10	31	1-7	.143	1-4	.250	5-6	.833	1	0	1	5-1	6	3	0	3	8
*at Georgia	1/13	30	2-6	.333	2-4	.500	0-0	.000	1	3	4	2-0	1	2	0	1	6
*at Alabama	1/17	25	1-5	.200	0-3	.000	2-2	1.000	2	2	4	2-0	0	2	0	1	4
Arkansas	1/21																
Notre Dame	1/24																
LSU	1/27																
Florida	1/31																
at Vanderbilt	2/3																
at Mississippi St.	2/10																
Auburn	2/14																
at Missouri	2/17																
at Texas A&M	2/21																
South Carolina	2/24																
Vanderbilt	2/28																

* indicates game started

11 KASIYAHNA KUSHKITUAH

SO Center | 6-4 | Hotel, Restaurant & Tourism Management
Atlanta, Ga. | St. Francis H.S.

PLAYER HIGHS

SEASON HIGHS

Points:	13 // UAB, 11/24/18*
Rebounds:	13 // UAB, 11/24/18
Assists:	1 // Murray St., 12/28/18*
Steals:	2 // Clemson, 11/22/18
Blocks:	3 // ETSU, 12/21/18
Field Goals:	6 // UAB, 11/24/18
3-Pointers:	--
Free Throws:	3 // FAMU, 11/18/18
Minutes:	35 // UAB, 11/24/18

*Indicates most recent high

CAREER HIGHS

Points:	13 // UAB, 11/24/18*
Rebounds:	13 // UAB, 11/24/18
Assists:	1 // Murray St., 12/28/18*
Steals:	2 // Clemson, 11/22/18
Blocks:	3 // ETSU, 12/21/18*
Field Goals:	6 // UAB, 11/24/18
3-Pointers:	--
Free Throws:	3 // FAMU, 11/18/18
Minutes:	35 // UAB, 11/24/18

SEC HIGHS

Points:	7 // Alabama, 1/17/19
Rebounds:	6 // Alabama, 1/17/19
Assists:	1 // Georgia, 1/13/19*
Steals:	1 // Auburn, 1/3/19
Blocks:	2 // Georgia, 1/13/19
Field Goals:	2 // Georgia, 1/13/19*
3-Pointers:	--
Free Throws:	1 // Alabama, 1/17/19*
Minutes:	17 // Georgia, 1/13/19

PRODUCTION TRACKER

	2018-19	Career
Had a Double-Double	1	1
Scored 10+ Points	4	5
Scored 20+ Points	--	--
Led UT in Scoring	--	--
Led UT in Rebounding	1	1
Had 10+ Rebounds	1	2
Led UT in Blocks	3	5
Led UT in Steals	--	--
Had 3+ Blocks	1	2

Pronounced CASS-ee-YAW-nuh "Cass-ee" kush-KITTA-wah

- Tallied SEC-highs in points (7) and rebounds (6) against Alabama.
- Scored five points while grabbing four boards and blocking two shots in 17 minutes against Georgia.
- Logged five points, three rebounds, an assist and a blocked shot against Murray State.
- Tallied two points, one rebound and a career-high three blocked shots against ETSU.
- Saw eight minutes of action against Stanford after missing the previous three games due to a knee injury.
- Recorded the first double-double of her career against UAB with 13 points, 13 rebounds and two blocked shots.
- Logged two steals to set a new career-high against Clemson, adding 11 points and six rebounds.
- Netted a career-high 13 points against FAMU while also adding two rebounds, one steal and a blocked shot.
- Made her first career start against Presbyterian, tallying 10 points, seven rebounds, two blocks and an assist in 21 minutes.
- Saw action in 16 games during the 2017-18 season, scoring in six and grabbing a rebound in nine.
- Averaged 7.6 minutes per contest and tallied 1.8 ppg. and 1.4 rpg.
- Connected at a rate of .650 from the field, hitting 13 of 20 shots.
- Recorded a career-high 10 points in 15 minutes of action vs. Liberty during the NCAA First Round.
- Played 18 minutes against Troy, logging six points, five rebounds and two blocked shots.
- Netted four points at Florida.
- Scored three points and pulled down five boards in 10 minutes of action against No. 18 Georgia.
- Blocked three shots, scored four points and pulled down four rebounds during her Lady Vol debut against ETSU.
- Participated in 2016 USA Women's U18 National Team Trials.
- Participated in 2016 USA Women's U17 World Championship Team Trials.
- Participated in 2015 USA Women's U16 National Team Trials.
- Played AAU ball for Finest Basketball Club Southeast Elite.
- Ranked No. 11 overall and the No. 1 post in the 2017 Prospectsnation.com Elite 150.
- Ranked No. 57 overall and the No. 6 post in the 2017 HoopGurlz espnW Top 100.
- McDonald's All-American, WBCA Honorable Mention All-American, Naismith Honorable Mention All-American (2017)
- Played in Jordan Brand Classic (2017).
- Atlanta Journal Constitution Class A All-State First Team (2015, 2016, 2017).
- Full name is Kasiyahna Mercedes Kushkituah. Prefers to be called "Kasi."
- Born on Aug. 16, 1999, in Atlanta, Ga.
- Mother is Talandra Echols, stepdad is Otis Wilson and father is Kaisim Kushkituah.
- Uncle Quennon Echols played basketball at Murray State; and God-uncle Shareef Abdur-Rahim is a retired NBA player who was a 2000 U.S. Olympic gold medalist and 2002 NBA All-Star.
- Big fan of Beyoncé and earned the nickname "Keyoncé" because of that affinity for the star and her propensity to sing while in the car.

2018-19 GAME-BY-GAME STATS

OPPONENT	DATE	MIN	FG-FGA	PCT	3FG-FGA	PCT	FT-FTA	PCT	OR	DR	TR	PF-FO	A	TO	BLK	STL	PTS
*Presbyterian	11/11	21	5-9	.556	0-0	.000	0-6	.000	6	1	7	2-0	1	2	2	0	10
*UNC Asheville	11/14	21	2-5	.400	0-0	.000	0-0	.000	2	1	3	1-0	1	1	0	0	4
*Florida A&M	11/18	21	5-6	.833	0-0	.000	3-4	.750	0	2	2	1-0	1	2	1	1	13
*vs. Clemson	11/22	26	5-7	.714	0-0	.000	1-2	.500	1	5	6	2-0	1	2	0	2	11
*vs. UAB	11/24	35	6-12	.500	0-0	.000	1-2	.500	2	11	13	3-0	1	2	2	0	13
at Oklahoma St.	12/2	DNP															
Stetson	12/5	DNP															
at Texas	12/9	DNP															
Stanford	12/18	8	0-0	.000	0-0	.000	0-0	.000	0	0	0	0-0	0	0	0	0	0
ETSU	12/21	6	0-0	.000	0-0	.000	2-4	.500	0	1	1	4-0	0	0	3	0	2
Murray State	12/28	18	2-2	1.000	0-0	.000	1-2	.500	1	2	3	3-0	1	0	1	0	5
Belmont	12/30	8	2-4	.500	0-0	.000	0-0	.000	1	0	1	2-0	0	0	0	0	4
at Auburn	1/3	15	0-0	.000	0-0	.000	0-3	.000	1	2	3	2-0	0	2	1	1	0
Missouri	1/6	3	0-0	.000	0-0	.000	0-0	.000	0	2	2	0-0	0	2	0	0	0
Kentucky	1/10	4	0-0	.000	0-0	.000	1-2	.500	0	2	2	2-0	0	0	0	0	1
at Georgia	1/13	17	2-5	.400	0-0	.000	1-4	.250	1	3	4	3-0	0	1	2	0	5
at Alabama	1/17	13	3-6	.500	0-1	.000	1-1	1.000	3	3	6	4-0	0	2	1	0	7
Arkansas	1/21																
Notre Dame	1/24																
LSU	1/27																
Florida	1/31																
at Vanderbilt	2/3																
at Mississippi St.	2/10																
Auburn	2/14																
at Missouri	2/17																
at Texas A&M	2/21																
South Carolina	2/24																
Vanderbilt	2/28																

* indicates game started

CAREER STATS

Season	GP-GS	MIN/MPG	FGs	FG Pct	3FGs	3FG Pct	FTs	FT Pct	O-R-Reb	RPG	PF-FO	Asst	TO	Blk	Stl	Pts	PPG
17-18	16-0	122/7.6	13-20	.650	0-0	.000	3-15	.200	4-19-23	1.4	20-0	3	9	6	1	29	1.8
18-19	14-5	216/15.4	32-56	.571	0-1	.000	11-30	.367	18-35-53	3.8	29-0	6	16	13	4	75	5.4
Totals	30-5	338/11.3	45-76	.592	0-1	.000	14-45	.311	22-54-76	2.5	49-0	9	25	19	5	104	3.5

13 JAZMINE MASSENGILL

FR Guard | 6-0 | Communications Studies
Chattanooga, Tenn. | Hamilton Heights Christian Academy

PLAYER HIGHS

SEASON HIGHS

Points:	10 // Murray St., 12/28/18
Rebounds:	9 // ETSU, 12/21/18
Assists:	8 // Murray St., 12/28/18
Steals:	4 // FAMU, 11/18/18
Blocks:	5 // ETSU, 12/21/18
Field Goals:	4 // Murray St., 12/28/18
3-Pointers:	2 // Murray St., 12/28/18
Free Throws:	2 // FAMU, 11/18/18
Minutes:	30 // ETSU, 12/21/18*

*Indicates most recent high

CAREER HIGHS

Points:	10 // Murray St., 12/28/18
Rebounds:	9 // ETSU, 12/21/18
Assists:	8 // Murray St., 12/28/18
Steals:	4 // FAMU, 11/18/18
Blocks:	5 // ETSU, 12/21/18
Field Goals:	4 // Murray St., 12/28/18
3-Pointers:	2 // Murray St., 12/28/18
Free Throws:	2 // FAMU, 11/18/18
Minutes:	30 // ETSU, 12/21/18 *

SEC HIGHS

Points:	6 // Missouri, 1/6/19
Rebounds:	4 // Missouri, 1/6/19
Assists:	1 // Alabama, 1/17/19
Steals:	1 // Alabama, 1/17/19*
Blocks:	1 // Missouri, 1/6/19
Field Goals:	3 // Missouri, 1/6/19
3-Pointers:	--
Free Throws:	1 // Alabama, 1/17/19*
Minutes:	21 // Missouri, 1/6/19

PRODUCTION TRACKER

	2018-19	Career
Had a Double-Double	--	--
Scored 10+ Points	1	1
Scored 20+ Points	--	--
Led UT in Scoring	--	--
Led UT in Rebounding	1	1
Led UT in Blocks	3	3
Led UT in Steals	1	1
Had 3+ Assists	3	3
Had 3+ Steals	1	1

- Scored six points while adding four rebounds, a blocked shot and an assist against Missouri.
- Tallied three points, two rebounds and a steal against Auburn in her first SEC game.
- Saw 24 minutes of action against Belmont, tallying seven points, five rebounds and three assists.
- Set career highs in points (10), assists (8) and 3-pointers made (2) against Murray State.
- Led the team in rebounding (9), blocks (5) and steals (2) in 30 minutes of action against ETSU.
- Played 12 minutes against Stanford, tallying five boards, one assist and a steal.
- Tallied two points, one rebound and an assist in 16 minutes of action during UT's come-from-behind win over Stetson.
- Saw 30 minutes of action against UAB, logging four points, five rebounds, two assists and two steals.
- Tallied five points, seven rebounds and four steals in 19 minutes of action against FAMU.
- Logged five points, seven rebounds, two assists and two steals in 25 minutes of action against Presbyterian.
- Played 25 minutes in Tennessee's exhibition win over Carson-Newman, recording 12 points, nine rebounds, three assists and two steals.
- Participated in the 2018 USA Basketball U18 National Team Trials.
- Prospectsnation.com Elite 150.
- Ranked No. 25 overall and the No. 6 point guard in the HoopGurlz espnW Top 100.
- McDonald's All-American (2018).
- NACA Sports First-Team All-American (2018).
- NACA All-Tournament Team (2015, 2016, 2018).
- MaxPreps Third-Team All-American (2018).
- Naismith All-America Honorable Mention (2017).
- Played in Jordan Brand Classic (2018).
- American Family Insurance ALL-USA Tennessee Girls Basketball Team (2018).
- Participated in Ballin' Across Borders (2017, 2018).
- Hit last four points, including the game-winning put-back with less than a second remaining, to lift the "Away Team" to an 89-88 victory at the Jordan Brand Classic.
- Senior year numbers included 11.9 ppg., 6.7 apg., 5.4 rpg. and 2.4 spg.
- Averaged 10 ppg., 7.1 apg., 6.1 rpg. and 2.5 spg. as a junior.
- Put up 11.8 ppg., 5.0 rpg., 3.8 apg., 2.3 spg. as a sophomore.
- Averaged 13.1 ppg., 4.2 rpg., 4.0 apg., 2.3 spg. and 1.9 bpg. as a freshman.
- Helped HHCA win NACA Division I Championships in 2017 and 2018.
- Full name is Jazmine Emon Massengill.
- Born Aug. 7, 2000, in Chattanooga, Tenn.
- Mother is Charmaine Massengill.
- Has a brother, Corwin "CJ" Massengill Jr.

2018-19 GAME-BY-GAME STATS

OPPONENT	DATE	MIN	FG-FGA	PCT	3FG-FGA	PCT	FT-FTA	PCT	OR	DR	TR	PF-FO	A	TO	BLK	STL	PTS
Presbyterian	11/11	25	2-4	.500	0-0	.000	1-3	.333	4	3	7	2-0	2	0	1	2	5
UNC Asheville	11/14	24	1-5	.200	0-1	.000	2-4	.500	1	2	3	0-0	0	2	0	2	4
Florida A&M	11/18	19	2-6	.333	1-5	.200	0-0	.000	3	4	7	0-0	2	0	2	4	5
vs. Clemson	11/22	18	1-5	.200	0-2	.000	1-2	.500	1	1	2	1-0	2	2	0	2	3
vs. UAB	11/24	30	2-8	.250	0-3	.000	0-0	.000	2	3	5	2-0	2	2	0	2	4
at Oklahoma St.	12/2	21	0-4	.000	0-3	.000	0-0	.000	1	3	4	0-0	1	1	0	2	0
Stetson	12/5	16	1-2	.500	0-1	.000	0-0	.000	0	1	1	0-0	1	2	0	0	2
at Texas	12/9	8	0-0	.000	0-0	.000	0-0	.000	1	0	1	0-0	0	0	0	0	0
Stanford	12/18	12	0-0	.000	0-0	.000	0-0	.000	3	2	5	0-0	1	0	0	1	0
ETSU	12/21	30	2-6	.333	0-1	.000	0-0	.000	2	7	9	2-0	3	2	5	2	4
Murray State	12/28	21	4-6	.667	2-2	1.000	0-0	.000	0	4	4	0-0	8	2	1	2	10
Belmont	12/30	24	3-5	.600	1-2	.500	0-0	.000	1	4	5	1-0	3	0	0	0	7
at Auburn	1/3	20	1-5	.200	0-1	.000	1-2	.500	1	1	2	2-0	0	2	0	1	3
Missouri	1/6	21	3-8	.375	0-1	.000	0-1	.000	2	2	4	0-0	0	1	1	0	6
Kentucky	1/10	9	0-2	.000	0-0	.000	0-0	.000	0	0	0	0-0	0	1	0	0	0
at Georgia	1/13	13	2-2	1.000	0-0	.000	0-2	.000	1	1	2	1-0	1	0	0	0	4
at Alabama	1/17	19	1-5	.200	0-1	.000	1-2	.500	3	0	3	0-0	1	1	0	1	3
Arkansas	1/21																
Notre Dame	1/24																
LSU	1/27																
Florida	1/31																
at Vanderbilt	2/3																
at Mississippi St.	2/10																
Auburn	2/14																
at Missouri	2/17																
at Texas A&M	2/21																
South Carolina	2/24																
Vanderbilt	2/28																

* indicates game started

CAREER STATS

Season	GP-GS	MIN/MPG	FGs	FG Pct	3FGs	3FG Pct	FTs	FT Pct	O-R-Reb	RPG	PF-FO	Asst	TO	Blk	Stl	Pts	PPG
18-19	17-0	330/19.4	25-73	.342	4-23	.174	6-16	.375	26-38-64	3.8	11-0	27	18	10	21	60	3.5

2 EVINA WESTBROOK

SO Guard | 6-0 | Journalism & Electronic Media
Salem, Ore. | South Salem H.S.

PLAYER HIGHS

SEASON HIGHS

Points:	29 // Stanford, 12/18/18*
Rebounds:	6 // Kentucky, 1/10/19*
Assists:	10 // Stanford, 12/18/18
Steals:	7 // Presbyterian, 11/11/18
Blocks:	1 // Kentucky, 1/10/19*
Field Goals:	12 // OSU, 12/2/18
3-Pointers:	3 // Texas, 12/9/18
Free Throws:	9 // Stetson, 12/5/18
Minutes:	40 // Stanford, 12/18/18*

*Indicates most recent high

CAREER HIGHS

Points:	29 // Stanford, 12/18/18*
Rebounds:	6 // Kentucky, 1/10/19*
Assists:	12 // Troy, 12/6/17
Steals:	7 // Presbyterian, 11/11/18
Blocks:	3 // Notre Dame, 1/18/18*
Field Goals:	12 // OSU, 12/2/18
3-Pointers:	4 // Auburn, 1/4/18
Free Throws:	9 // Stetson, 12/5/18
Minutes:	42 // Texas A&M, 1/11/18

SEC HIGHS

Points:	20 // Kentucky, 1/10/19
Rebounds:	6 // Kentucky, 1/10/19
Assists:	7 // LSU, 1/28/18*
Steals:	4 // Missouri, 1/6/19
Blocks:	3 // Kentucky, 12/31/17
Field Goals:	7 // Kentucky, 1/10/19*
3-Pointers:	4 // Auburn, 1/4/18
Free Throws:	6 // Missouri, 1/6/19
Minutes:	42 // Texas A&M, 1/11/18

PRODUCTION TRACKER

	2018-19	Career
Had a Double-Double	1	1
Scored 10+ Points	13	25
Scored 20+ Points	8	8
Led UT in Scoring	8	10
Led UT in Rebounding	1	1
Led UT in Assists	14	33
Led UT in Steals	4	7
Had 3+ Assists	16	42
Had 3+ 3-pt	2	5

Pronounced ee-VEE-na

- Was UT's high scorer for the eighth time this season against Alabama, logging 19 points, five rebounds and five assists.
- Led the team in scoring with 23 points, four rebounds and six assists at Georgia, her eighth 20-point performance.
- Logged her seventh 20+ performance of the season against Kentucky with 20 points and a career-high tying six rebounds.
- Scored a team-high 16 points against Missouri while setting a new SEC-high of four steals.
- Recorded her sixth 20+ point performance of the season against Belmont with 20 points, six rebounds, and seven assists.
- Logged 10 points, three rebounds, one assist and two steals against Murray State.
- Had four straight 20+ point performances leading up to the ETSU game, becoming the first Lady Vol to do so since Candace Parker had four in a row from March 2 to March 9, 2008.
- Scored a career-high-tying 29 points against Stanford, recording her first career double-double with a season-high 10 assists.
- Named SEC Player of the Week after averaging 21.5 points, 5.0 assists, 3.0 rebounds and 1.0 steals per contest in wins over Stetson and Texas.
- Scored 23 points against Texas while adding six assists, marking her third-straight 20+ point performance.
- Went a perfect 9-9 from the free-throw line en route to 20 points in UT's win over Stetson.
- Went 12-of-15 from the floor for a career-high 29 points against OSU while adding three assists, two steals and two rebounds.
- Went 2-of-2 from behind the arc against Clemson, finishing with seven points, five assists and three rebounds.
- Dished out a season-high eight assists against FAMU while also logging seven points, two rebounds and a steal.
- Went 2-of-2 from behind the arc against UNC Asheville, scoring 11 points and dishing out 4 assists.
- Set new career highs in points (20) and steals (7) against Presbyterian while also dishing out five assists.
- Named to the Women's Citizen Naismith Trophy Preseason Watch List.
- Named 2018-19 Coaches Preseason All-SEC Second Team.
- Named to the 2019 Nancy Lieberman Award Preseason Watch List.
- Was a member of the 2017-18 SEC All-Freshman Team.
- Averaged 8.4 points, 4.3 assists and 2.8 rebounds while starting all 33 games as a rookie.
- Her 4.3 assists per game average was the No. 2 all-time mark by a UT freshman.
- Had three or more assists in 26 games and scored 10+ points on 12 occasions.
- Her 12 assists against Troy placed her seventh in the UT record book for most assists in a single game by a Lady Vol. That total also tied the school's freshman record.
- Named SEC Freshman of the Week (12/26) for her play against No. 18/24 Stanford and Long Beach State.
- Tallied a career-high 17 points, four rebounds, an assist and a steal against Stanford.
- Led UT in three-pointers at home vs. Auburn, going 4-of-5 from behind the arc and finishing the day with a career-high 18 points, six assists and two rebounds.

2018-19 GAME-BY-GAME STATS

OPPONENT	DATE	MIN	FG-FGA	PCT	3FG-FGA	PCT	FT-FTA	PCT	OR	DR	TR	PF-FO	A	TO	BLK	STL	PTS
*Presbyterian	11/11	23	7-12	.583	1-1	1.000	5-8	.625	1	3	4	3-0	5	1	0	7	20
*UNC Asheville	11/14	16	4-6	.667	2-2	1.000	1-2	.500	2	2	4	3-0	4	2	0	0	11
*Florida A&M	11/18	21	3-8	.375	1-3	.333	0-0	.000	0	2	2	2-0	8	3	0	1	7
*vs. Clemson	11/22	22	2-7	.286	2-2	1.000	1-2	.500	0	3	3	3-0	5	6	0	2	7
*vs. UAB	11/24	35	6-14	.429	1-3	.333	3-11	.273	0	6	6	3-0	3	5	1	0	16
*at Oklahoma St.	12/2	34	12-15	.800	1-2	.500	4-5	.800	0	2	2	4-0	3	2	0	2	29
*Stetson	12/5	37	5-15	.333	1-3	.333	9-9	1.000	1	2	3	0-0	4	3	1	2	20
*at Texas	12/9	40	8-15	.533	3-4	.750	4-5	.800	0	3	3	4-0	6	3	0	0	23
*Stanford	12/18	40	10-21	.476	2-5	.400	7-9	.778	1	3	4	3-0	10	4	0	2	29
*ETSU	12/21	20	0-5	.000	0-2	.000	2-2	1.000	0	2	2	3-0	9	3	0	1	2
*Murray State	12/28	24	4-12	.333	1-5	.200	1-4	.250	1	2	3	2-0	1	5	0	2	10
*Belmont	12/30	26	6-12	.500	0-1	.000	8-11	.727	0	6	6	3-0	7	5	0	1	20
*at Auburn	1/3	33	2-7	.286	1-3	.333	2-3	.667	0	2	2	1-0	6	2	0	1	7
*Missouri	1/6	31	5-19	.263	0-1	.000	6-10	.600	2	1	3	4-0	3	1	0	4	16
*Kentucky	1/10	37	7-15	.467	1-1	1.000	5-5	1.000	2	4	6	4-0	3	8	1	2	20
*at Georgia	1/13	38	9-16	.563	0-1	.000	5-8	.625	2	2	4	2-0	6	3	0	1	23
*at Alabama	1/17	36	8-20	.400	3-8	.375	0-0	.000	2	3	5	4-0	5	2	0	1	19
Arkansas	1/21																
Notre Dame	1/24																
LSU	1/27																
Florida	1/31																
at Vanderbilt	2/3																
at Mississippi St.	2/10																
Auburn	2/14																
at Missouri	2/17																
at Texas A&M	2/21																
South Carolina	2/24																
Vanderbilt	2/28																

* indicates game started

CAREER STATS

Season	GP-GS	MIN/MPG	FGs	FG Pct	3FGs	3FG Pct	FTs	FT Pct	O-R-Reb	RPG	PF-FO	Asst	TO	Blk	Stl	Pts	PPG
17-18	33-33	926/28.1	104-267	.390	27-85	.318	41-80	.513	23-69-92	2.8	77-2	143	121	23	30	276	8.4
18-19	17-17	513/30.2	98-219	.447	20-47	.426	63-94	.670	14-48-62	3.6	48-0	88	58	3	29	279	16.4
Totals	50-50	1439/28.8	202-486	.416	47-132	.356	104-174	.598	37-117-154	3.1	125-2	231	179	26	59	555	11.1

LADY VOL CAREER GAME-BY-GAME STATS

RAE BURRELL

2018-19 Opp.	Pts.	Reb.	Assts.	Blk	Stl.
Prebyterian	14	5	0	1	1
UNC Asheville	10	8	1	1	1
Fla. A&M	14	6	1	1	1
Clemson	3	1	0	0	0
UAB	2	1	0	0	0
Oklahoma St.	4	5	1	0	0
Stetson	0	0	0	0	0
Texas	2	4	0	0	0
Stanford	0	0	1	0	1
ETSU	5	6	0	1	0
Murray St.	11	6	2	0	1
Belmont	6	4	1	0	0
Auburn	0	3	0	1	1
Missouri	0	0	0	0	0
Kentucky	2	4	1	1	0
Georgia	4	5	0	0	0
Alabama	12	7	0	1	0

MIMI COLLINS

2018-19 Opp.	Pts.	Reb.	Assts.	Blk	Stl.
Prebyterian	9	7	0	0	0
UNC Asheville	7	6	0	1	1
Fla. A&M	7	10	0	1	0
Clemson	4	2	0	0	0
UAB	3	0	1	0	1
Oklahoma St.	0	1	0	0	0
Stetson	7	7	0	0	1
Texas	5	5	0	0	0
Stanford	5	2	0	0	0
ETSU	11	6	2	0	0
Murray St.	11	5	0	1	3
Belmont	4	1	0	0	0
Auburn	0	0	0	0	0
Missouri	0	0	0	0	0
Kentucky	11	4	0	0	0
Georgia	1	2	1	1	0
Alabama	2	1	0	0	0

RENNIA DAVIS

2017-18 Opp.	Pts.	Reb.	Assts.	Blk	Stl.
*ETSU	6	8	3	1	3
*JMU	17	8	0	0	3
*Wichita State	15	10	1	0	2
*vs. Marquette	14	10	1	0	0
*vs. Oklahoma St.	12	10	0	0	0
*vs. South Dakota	12	5	3	1	1
*Central Arkansas	9	5	3	0	1
*Alabama State	18	9	5	2	0
*Troy	16	10	4	0	0
*Texas	9	7	0	0	2
*LBSU	7	10	2	0	0
*Stanford	9	6	1	0	1
*Kentucky	9	11	0	0	1
*Auburn	5	9	0	0	0
*Vanderbilt	7	7	1	0	1
*Texas A&M	12	2	2	0	1
*South Carolina	11	5	2	0	1
*Notre Dame	12	5	2	1	2
*Mississippi St.	7	10	1	1	0
*Ole Miss	18	8	2	1	2
*LSU	11	5	2	1	1
*Texas A&M	11	3	1	0	1
*Vanderbilt	3	3	3	1	0
*Arkansas	33	14	4	1	1
*Georgia	11	8	3	0	0
*Alabama	18	10	1	1	4
*Missouri	9	3	0	0	1
*Florida	11	10	1	0	3
South Carolina	18	10	4	0	1
*Auburn	16	5	1	0	0
*South Carolina	5	2	2	0	1
*Liberty	18	11	3	0	1
*Oregon State	7	11	0	0	0

2018-19 Opp.	Pts.	Reb.	Assts.	Blk	Stl.
*UNC Asheville	10	8	2	0	1
*Fla. A&M	14	11	4	0	3

*Clemson	13	4	2	0	4
*UAB	18	7	3	1	0
*Oklahoma St.	13	5	1	1	0
*Stetson	24	9	0	0	3
*Texas	7	6	0	0	1
*Stanford	14	10	1	0	2
*ETSU	11	7	0	0	0
*Murray St.	20	13	0	1	0
*Belmont	19	6	0	0	1
*Auburn	23	14	3	1	2
*Missouri	16	9	0	0	3
*Kentucky	12	9	2	0	2
*Georgia	6	12	1	0	1
*Alabama	0	5	1	0	2

CHERIDENE GREEN

2017-18 Opp.	Pts.	Reb.	Assts.	Blk	Stl.
ETSU	7	7	1	3	1
JMU	10	4	0	0	1
Wichita State	0	0	0	0	0
vs. Marquette	4	2	0	0	0
vs. Oklahoma St.	2	1	0	0	0
vs. South Dakota	4	5	0	0	2
Central Arkansas	8	7	1	2	5
Alabama State	2	10	0	1	1
Troy	16	13	3	1	2
Texas	8	5	0	0	0
LBSU	8	7	0	0	1
Kentucky	0	4	1	0	0
Auburn	4	5	2	0	4
Vanderbilt	17	5	2	0	2
Texas A&M	12	5	1	0	0
South Carolina	1	1	0	0	1
Notre Dame	0	3	0	0	0
Mississippi St.	0	1	0	0	0
Ole Miss	2	3	0	1	0
LSU	2	1	0	0	0
Texas A&M	0	0	0	1	0
Vanderbilt	0	1	1	1	0
Arkansas	0	0	0	0	0
Georgia	2	1	0	0	1
Alabama	1	2	0	0	1
Missouri	4	3	0	1	0
Florida	2	4	0	1	2
South Carolina	0	5	1	0	1
Auburn	0	0	0	0	0
South Carolina	0	3	1	0	1
Liberty	15	12	0	0	2
Oregon State	0	1	0	0	0

2018-19 Opp.	Pts.	Reb.	Assts.	Blk	Stl.
*Prebyterian	13	11	0	3	3
*UNC Asheville	12	4	2	0	0
*Fla. A&M	5	5	1	0	2
*Clemson	11	8	1	0	0
*UAB	4	3	0	0	1
*Oklahoma St.	6	13	3	0	3
*Stetson	4	5	0	0	0
*Texas	10	6	0	2	0
*Stanford	6	3	0	0	0
*ETSU	12	3	0	0	0
*Murray St.	10	8	1	0	3
*Belmont	4	1	2	1	0
*Auburn	8	4	1	0	3
*Missouri	13	14	2	0	1
*Kentucky	8	15	4	1	0
*Georgia	6	10	0	0	1
*Alabama	4	1	0	0	0

ZAAV GREEN

2018-19 Opp.	Pts.	Reb.	Assts.	Blk	Stl.
*Prebyterian	13	0	4	1	5
UNC Asheville	2	1	1	0	1
Fla. A&M	8	4	3	1	2
Clemson	12	2	3	0	4
UAB	5	4	1	0	0
*Oklahoma St.	17	5	2	1	1
*Stetson	8	5	1	0	2
*Texas	8	5	2	0	0

*Stanford	14	2	1	0	1
*ETSU	9	4	2	1	1
*Murray St.	9	3	2	0	1
*Belmont	10	6	5	0	2
*Auburn	10	8	7	2	1
*Missouri	11	4	1	0	0
*Kentucky	9	4	1	0	0
*Georgia	7	1	0	1	0
*Alabama	14	11	2	1	0

KAMERA HARRIS

2016-17 Opp.	Pts.	Reb.	Assts.	Blk	Stl.
Navy	0	0	0	1	0
at ETSU	1	2	0	0	0
Tenn. State	4	3	0	0	0
App. State	3	1	0	0	0
Troy	0	1	0	0	0
UNCW	0	0	0	0	0
Vanderbilt	0	2	0	0	0

2017-18 Opp.	Pts.	Reb.	Assts.	Blk	Stl.
ETSU	2	2	0	1	0
JMU	0	1	0	0	0
vs. South Dakota	0	2	0	0	0
Central Arkansas	0	2	0	0	0
Alabama State	2	0	0	1	0
LBSU	0	1	0	0	0
Georgia	0	0	0	0	0
Florida	0	0	0	0	0
South Carolina	0	1	0	0	0
Liberty	2	1	0	0	0

2018-19 Opp.	Pts.	Reb.	Assts.	Blk	Stl.
Prebyterian	2	3	0	1	0
UNC Asheville	0	0	0	0	0
Fla. A&M	4	4	0	0	2
Oklahoma St.	0	1	0	0	0
Stetson	0	1	0	0	0
Texas	0	1	0	1	1
Stanford	0	1	0	0	0
ETSU	1	0	0	0	1
Murray St.	1	4	1	0	0
Alabama	0	0	0	0	0

MEME JACKSON

2015-16 Opp.	Pts.	Reb.	Assts.	Blk	Stl.
Syracuse	0	0	0	0	1
Chattanooga	4	2	0	0	1
UAlbany	0	1	1	0	0
Texas	2	1	0	0	0
ETSU	2	1	1	0	1
Virginia Tech	0	0	2	0	0
at Wichita State	2	1	0	0	1
at Stanford	2	0	0	0	0
at Oregon State	0	3	0	0	0
Stetson	2	1	0	0	0
Missouri	0	0	0	0	0
Auburn	0	0	0	0	0
Mississippi St.	2	0	0	0	0
Alabama	0	0	0	0	0
Ole Miss	4	1	1	0	1
Alabama	0	0	0	0	0
Georgia	0	2	2	0	0
vs. Arkansas	0	0	0	0	0
vs. Green Bay	0	0	0	0	0
at Arizona St.	0	0	0	0	0
vs. Syracuse	2	0	1	0	0

2016-17 Opp.	Pts.	Reb.	Assts.	Blk	Stl.
at JMU	8	0	2	0	2
Navy	5	2	0	0	0
at ETSU	7	0	1	0	0
at Penn St.	3	3	3	0	0
at Va. Tech	5	2	1	1	1
*Tenn. State	5	2	2	1	2
*Baylor	4	2	1	0	0
*at Texas	8	5	0	0	0
*App. State	3	0	3	0	1
*Stanford	3	2	0	0	1

*Troy	18	7	5	0	1
*UNCW	20	2	1	0	0
*Kentucky	5	3	4	0	0
*Vanderbilt	10	3	3	0	1
*Miss. State	0	6	1	1	0
*Ole Miss	2	1	0	0	0
*Notre Dame	6	0	3	0	1
*Auburn	0	0	1	0	0
*Vanderbilt	5	2	3	0	3
*Florida	2	2	2	0	0
*South Carolina	2	1	0	0	0
*LSU	3	0	4	0	0
*Georgia	1	3	1	0	0
Missouri	5	0	0	0	1
Texas A&M	6	1	2	0	0
Alabama	0	1	1	0	0
*Arkansas	0	1	3	0	0
Florida	2	0	0	0	0
Miss. State	4	2	2	0	1
Alabama	2	1	0	0	0
Dayton	2	1	0	2	1
Louisville	3	2	0	0	0

2017-18 Opp.	Pts.	Reb.	Assts.	Blk	Stl.
*ETSU	9	1	0	0	1
*JMU	8	3	3	0	0
*Wichita State	4	5	1	0	4
*vs. Marquette	8	4	4	0	1
*vs. Oklahoma St.	0	1	0	0	0
*vs. South Dakota	6	5	2	0	0
*Central Arkansas	11	4	1	0	4
*Alabama State	19	4	3	0	3
*Troy	16	10	3	0	0
*Texas	4	6	2	1	1
*LBSU	15	7	4	0	0
*Stanford	2	0	1	0	2
*Kentucky	6	6	7	0	0
*Auburn	5	3	1	0	1
*Vanderbilt	9	8	5	1	0
*Texas A&M	0	4	4	0	0
*South Carolina	6	6	3	0	0
*Notre Dame	18	3	2	0	1
*Mississippi St.	2	6	0	2	0
*Ole Miss	0	1	0	0	0
*LSU	13	6	1	0	1
*Texas A&M	10	4	3	0	0
*Vanderbilt	7	3	2	1	1
*Arkansas	21	5	4	0	0
*Georgia	11	4	2	0	1
*Alabama	4	8	4	2	2
*Missouri	3	0	0	0	0
*Florida	11	3	0	2	3
*South Carolina	10	2	3	2	2
*Auburn	10	1	3	0	1
*South Carolina	5	6	1	3	1
*Liberty	11	1	5	0	1
*Oregon State	8	3	0	0	1

ETSU	4	4	0	3	0
JMU	0	2	1	0	1
vs. South Dakota	2	3	0	1	0
Troy	6	5	1	2	0
LBSU	0	0	0	0	0
Kentucky	0	0	0	0	0
Ole Miss	0	1	1	0	0
LSU	0	1	0	0	0
Georgia	3	5	0	0	0
Alabama	0	1	0	0	0
Missouri	0	0	0	0	0
Florida	4	0	0	0	0
South Carolina	0	1	0	0	0
South Carolina	0	0	0	0	0
Liberty	10	0	0	0	0

2018-19 Opp. Pts. Reb. Asts. Blk Stl.

*Prebyterian	10	7	1	2	0
*UNC Asheville	4	3	1	0	0
* Fla. A&M	13	2	1	1	1
*Clemson	11	6	1	0	2
*UAB	13	13	1	2	0
*Stanford	0	0	0	0	0
ETSU	2	1	0	3	0
Murray St.	5	3	1	1	0
Belmont	4	1	0	0	0
Auburn	0	3	0	1	1
Missouri	0	2	0	0	0
Kentucky	1	2	0	0	0
Georgia	5	4	0	2	0
Alabama	7	6	0	1	0

JAZMINE MASSENGILL

2018-19 Opp. Pts. Reb. Asts. Blk Stl.

Prebyterian	5	7	2	1	2
UNC Asheville	4	3	0	0	2
Fla. A&M	5	7	2	2	4
Clemson	3	2	2	0	2
UAB	4	5	2	0	2
Oklahoma St.	0	4	1	0	2
Stetson	2	1	1	0	0
Texas	0	1	0	0	0
Stanford	0	5	1	0	1
ETSU	4	9	3	5	2
Murray St.	10	4	8	1	2
Belmont	7	5	3	0	0
Auburn	3	2	0	0	1
Missouri	6	4	0	1	0
Kentucky	0	0	0	0	0
Georgia	4	2	1	0	0
Alabama	3	3	1	0	1

EVINA WESTBROOK

2017-18 Opp. Pts. Reb. Asts. Blk Stl.

*ETSU	6	5	6	2	2
*JMU	2	1	4	0	0
*Wichita State	9	4	6	2	2
*vs. Marquette	10	4	3	0	0
*vs. Oklahoma St.	3	2	6	0	0
*vs. South Dakota	9	2	3	0	1
*Central Arkansas	7	2	4	1	1
*Alabama State	11	2	3	0	2
*Troy	8	3	12	0	1
*Texas	15	2	2	2	1
*LBSU	14	3	7	0	2
*Stanford	17	4	1	0	1
*Kentucky	17	4	3	3	0
*Auburn	18	2	6	0	0
*Vanderbilt	2	5	5	0	1
*Texas A&M	9	5	7	2	1
*South Carolina	14	3	5	2	2
*Notre Dame	12	4	4	3	0
*Mississippi St.	8	4	6	0	1
*Ole Miss	5	3	5	1	2
*LSU	10	2	7	0	1
*Texas A&M	4	1	6	1	1
*Vanderbilt	2	1	1	0	0
*Arkansas	4	2	5	0	0

*Georgia	1	1	1	1	1
*Alabama	3	1	2	0	1
*Missouri	9	2	2	0	0
*Florida	13	3	3	0	2
*South Carolina	8	2	1	0	0
*Auburn	2	3	3	1	0
*South Carolina	8	5	2	0	1
*Liberty	12	3	6	2	0
*Oregon State	4	2	3	0	2

2018-19 Opp. Pts. Reb. Asts. Blk Stl.

*Prebyterian	20	4	5	0	7
*UNC Asheville	11	4	4	0	0
* Fla. A&M	7	2	8	0	1
*Clemson	7	3	5	0	2
*UAB	16	6	3	1	0
*Oklahoma St.	29	2	3	2	2
*Stetson	20	3	4	1	2
*Texas	23	3	6	0	0
*Stanford	29	4	10	0	2
*ETSU	2	2	9	0	1
*Murray St.	10	3	1	0	2
*Belmont	20	6	7	0	1
*Auburn	7	2	6	0	1
*Missouri	16	3	3	0	4
*Kentucky	20	6	3	1	2
*Georgia	23	4	6	0	1
*Alabama	19	5	5	0	1

* Denotes games started

2018-19 CUMULATIVE STATS

2018-19 Tennessee Lady Vols
Tennessee Combined Team Statistics (as of Jan 17, 2019)
All games

RECORD:	OVERALL	HOME	AWAY	NEUTRAL
ALL GAMES	12-5	7-3	3-2	2-0
CONFERENCE	1-4	0-2	1-2	0-0
NON-CONFERENCE	11-1	7-1	2-0	2-0

#	Player	gp-gs	min	avg	Total		3-Point		F-Throw		Rebounds				pf	dq	a	to	blk	stl	pts	avg
					fg-fga	fg%	3fg-fga	3fg%	ft-fa	ft%	off	def	tot	avg								
02	Westbrook,Evina	17-17	513	30.2	98-219	.447	20-47	.426	63-94	.670	14	48	62	3.6	48	0	88	58	3	29	279	16.4
00	Davis,Rennia	16-16	485	30.3	82-179	.458	20-46	.435	36-43	.837	40	95	135	8.4	41	1	20	38	4	25	220	13.8
10	Jackson,Meme	17-17	528	31.1	66-163	.405	39-105	.371	42-52	.808	15	41	56	3.3	36	1	39	40	4	33	213	12.5
14	Green,Zaay	17-13	439	25.8	64-179	.358	15-65	.231	23-32	.719	18	51	69	4.1	51	1	38	33	8	21	166	9.8
15	Green,Cheridene	17-17	369	21.7	55-101	.545	0-0	.000	26-40	.650	54	60	114	6.7	45	1	17	28	7	17	136	8.0
11	Kushkituah,Kasiyahna	14-5	216	15.4	32-56	.571	0-1	.000	11-30	.367	18	35	53	3.8	29	0	6	16	13	4	75	5.4
12	Burrell,Rae	17-0	227	13.4	33-93	.355	6-24	.250	17-29	.586	31	31	62	3.6	14	0	7	23	6	5	89	5.2
04	Collins,Mimi	17-0	233	13.7	31-66	.470	2-5	.400	23-34	.676	29	30	59	3.5	33	0	4	18	5	6	87	5.1
13	Massengill,Jazmine	17-0	330	19.4	25-73	.342	4-23	.174	6-16	.375	26	38	64	3.8	11	0	27	18	10	21	60	3.5
05	Harris,Kamera	10-0	85	8.5	3-11	.273	0-0	.000	2-4	.500	8	7	15	1.5	13	0	1	9	2	4	8	0.8
Team											51	42	93				4					
Total.....		17	3425		489-1140	.429	106-316	.335	249-374	.666	304	478	782	46.0	321	4	247	285	62	165	1333	78.4
Opponents.....		17	3425		413-1042	.396	106-333	.318	198-295	.671	193	392	585	34.4	299	-	213	318	42	123	1130	66.5

TEAM STATISTICS	UT	OPP	Date	Opponent	Score	Att.
SCORING	1333	1130	11/11/18	PRESBYTERIAN	w 97-49	8147
Points per game	78.4	66.5	11/14/18	UNC ASHEVILLE	w 73-46	6914
Scoring margin	+11.9	-	11/18/18	FLORIDA A&M	w 96-31	7616
FIELD GOALS-ATT	489-1140	413-1042	11/22/18	vs Clemson	w 78-66	320
Field goal pct	.429	.396	11/24/18	vs UAB	Wot 73-69	250
3 POINT FG-ATT	106-316	106-333	12/02/18	at Oklahoma St.	w 76-63	3493
3-point FG pct	.335	.318	12/05/18	STETSON	w 65-55	6916
3-pt FG made per game	6.2	6.2	12/09/18	at Texas	w 88-82	4275
FREE THROWS-ATT	249-374	198-295	12/18/18	STANFORD	L 85-95	8051
Free throw pct	.666	.671	12/21/18	ETSU	w 80-61	8025
F-Throws made per game	14.6	11.6	12/28/18	MURRAY ST.	w 98-77	8518
REBOUNDS	782	585	12/30/18	BELMONT	w 84-76	8546
Rebounds per game	46.0	34.4	* 01/03/19	at Auburn	w 78-69	2204
Rebounding margin	+11.6	-	* 01/06/19	MISSOURI	L 64-66	9113
ASSISTS	247	213	* 01/10/19	KENTUCKY	L 71-73	8145
Assists per game	14.5	12.5	* 1/13/19	at Georgia	L 62-66	5867
TURNOVERS	285	318	* 1/17/19	at Alabama	L 65-86	2392
Turnovers per game	16.8	18.7				
Turnover margin	+1.9	-				
Assist/turnover ratio	0.9	0.7				
STEALS	165	123				
Steals per game	9.7	7.2				
BLOCKS	62	42				
Blocks per game	3.6	2.5				
ATTENDANCE	79991	18801				
Home games-Avg/Game	10-7999	5-3646				
Neutral site-Avg/Game	-	2-285				

* = Conference game

Score by Periods	1st	2nd	3rd	4th	OT	Totals
Tennessee	331	310	345	339	8	1333
Opponents	292	253	302	279	4	1130

**2018-19 Tennessee Lady Vols
Tennessee Combined Team Statistics (as of Jan 17, 2019)
Conference games only**

RECORD:	OVERALL	HOME	AWAY	NEUTRAL
ALL GAMES	1-4	0-2	1-2	0-0
CONFERENCE	1-4	0-2	1-2	0-0
NON-CONFERENCE	0-0	0-0	0-0	0-0

#	Player	gp-gs	min	avg	Total		3-Point		F-Throw		Rebounds				pf	dq	a	to	blk	stl	pts	avg
					fg-fga	fg%	3fg-fga	3fg%	ft-fa	ft%	off	def	tot	avg								
02	Westbrook, Evina	5-5	175	35.0	31-77	.403	5-14	.357	18-26	.692	8	12	20	4.0	15	0	23	16	1	9	85	17.0
00	Davis, Rennia	5-5	162	32.4	21-52	.404	5-14	.357	10-12	.833	15	34	49	9.8	11	0	7	16	1	10	57	11.4
14	Green, Zaay	5-5	146	29.2	21-51	.412	4-18	.222	5-8	.625	9	19	28	5.6	14	0	11	11	4	1	51	10.2
10	Jackson, Meme	5-5	156	31.2	12-40	.300	8-22	.364	15-16	.938	5	8	13	2.6	14	1	9	13	0	7	47	9.4
15	Green, Cheridene	5-5	112	22.4	15-33	.455	0-0	.000	9-17	.529	22	22	44	8.8	18	1	7	10	1	5	39	7.8
12	Burrell, Rae	5-0	67	13.4	7-25	.280	0-3	.000	4-6	.667	7	9	16	3.2	1	0	1	3	2	0	18	3.6
13	Massengill, Jazmine	5-0	82	16.4	7-22	.318	0-3	.000	2-7	.286	7	4	11	2.2	3	0	2	5	1	2	16	3.2
04	Collins, Mimi	5-0	45	9.0	5-12	.417	0-0	.000	4-6	.667	5	2	7	1.4	9	0	1	4	2	0	14	2.8
11	Kushkituah, Kasiyahna	5-0	52	10.4	5-11	.455	0-1	.000	3-10	.300	5	12	17	3.4	11	0	0	7	4	1	13	2.6
05	Harris, Kamera	1-0	3	3.0	0-0	.000	0-0	.000	0-0	.000	0	0	0	0.0	0	0	0	0	0	0	0	0.0
Team											17	15	32					2				
Total.....		5	1000		124-323	.384	22-75	.293	70-108	.648	100	137	237	47.4	96	2	61	87	16	35	340	68.0
Opponents.....		5	1000		134-322	.416	33-100	.330	59-88	.670	67	116	183	36.6	88	-	65	71	20	38	360	72.0

TEAM STATISTICS	UT	OPP	Date	Opponent	Score	Att.
SCORING	340	360	* 01/03/19	at Auburn	w 78-69	2204
Points per game	68.0	72.0	* 01/06/19	MISSOURI	L 64-66	9113
Scoring margin	-4.0	-	* 01/10/19	KENTUCKY	L 71-73	8145
FIELD GOALS-ATT	124-323	134-322	* 1/13/19	at Georgia	L 62-66	5867
Field goal pct	.384	.416	* 1/17/19	at Alabama	L 65-86	2392
3 POINT FG-ATT	22-75	33-100	* = Conference game			
3-point FG pct	.293	.330				
3-pt FG made per game	4.4	6.6				
FREE THROWS-ATT	70-108	59-88				
Free throw pct	.648	.670				
F-Throws made per game	14.0	11.8				
REBOUNDS	237	183				
Rebounds per game	47.4	36.6				
Rebounding margin	+10.8	-				
ASSISTS	61	65				
Assists per game	12.2	13.0				
TURNOVERS	87	71				
Turnovers per game	17.4	14.2				
Turnover margin	-3.2	-				
Assist/turnover ratio	0.7	0.9				
STEALS	35	38				
Steals per game	7.0	7.6				
BLOCKS	16	20				
Blocks per game	3.2	4.0				
ATTENDANCE	17258	10463				
Home games-Avg/Game	2-8629	3-3488				
Neutral site-Avg/Game	-	0-0				

Score by Periods	1st	2nd	3rd	4th	Totals
Tennessee	84	74	94	88	340

2018-19 GAME-BY-GAME COMPARISON

2018-19 Tennessee Lady Vols
Tennessee Team Game-by-Game Comparison (as of Jan 18, 2019)
All games

Opponent	1st	2nd	Score	Mar	Total FG	FG Pct	3-Pointers	3FG Pct	Free Throws	FT Pct	Rebounds	Assist	T/Over	Block	Steal	Fouls
PRESBYTERIAN	46/29	51/20	97-49	+48	36-76/16-51	.474/.314	5-9/6-11	.556/.545	20-36/11-15	.556/.733	48/37 +11	15/12	15/39	9/1	22/6	18/22
UNC ASHEVILLE	44/16	29/30	73-46	+27	26-62/18-51	.419/.353	7-18/7-22	.389/.318	14-20/3-7	.700/.429	46/24 +22	13/8	16/20	2/4	8/7	19/20
FLORIDA A&M	58/18	38/13	96-31	+65	37-77/11-59	.481/.186	9-30/2-23	.300/.087	13-21/7-16	.619/.438	59/36 +23	24/6	21/32	8/0	22/12	15/17
Clemson	32/32	46/34	78-66	+12	30-68/27-58	.441/.466	8-21/2-11	.381/.182	10-14/10-18	.714/.556	41/33 +8	18/7	19/23	1/2	14/9	20/15
UAB	29/38	36/27	73-69	+4	29-73/24-65	.397/.369	6-18/9-23	.333/.391	9-22/12-17	.409/.706	53/36 +17	12/16	16/14	4/1	7/8	19/18
Oklahoma St.	40/43	36/20	76-63	+13	33-68/19-51	.485/.373	3-18/7-17	.167/.412	7-11/18-28	.636/.643	45/28 +17	13/13	17/17	3/2	12/7	23/12
STETSON	22/38	43/17	65-55	+10	19-49/23-57	.388/.404	2-15/5-19	.133/.263	25-30/4-4	.833/1000	40/26 +14	9/10	17/18	1/1	9/8	13/23
Texas	40/35	48/47	88-82	+6	27-60/28-66	.450/.424	10-18/7-17	.556/.412	24-32/19-24	.750/.792	35/41 (6)	8/12	15/17	3/4	2/2	22/24
STANFORD	37/47	48/48	85-95	(10)	30-75/33-60	.400/.550	9-28/14-24	.321/.583	16-23/15-21	.696/.714	31/45 (14)	14/19	8/20	0/3	8/3	21/15
ETSU	38/28	42/33	80-61	+19	27-60/21-67	.450/.313	9-23/5-20	.391/.250	17-22/14-27	.773/.519	50/33 +17	20/13	21/15	10/2	6/10	23/17
MURRAY ST.	46/29	52/48	98-77	+21	41-81/26-62	.506/.419	7-22/5-26	.318/.192	9-16/20-23	.563/.870	56/24 +32	21/12	23/21	4/1	16/7	16/13
BELMONT	51/35	33/41	84-76	+8	30-68/33-73	.441/.452	9-21/4-20	.429/.200	15-19/6-7	.789/.857	41/39 +2	19/20	10/11	1/1	4/6	16/15
Auburn	35/35	43/34	78-69	+9	27-50/24-70	.540/.343	7-15/6-22	.467/.273	17-23/15-20	.739/.750	43/29 +14	18/10	23/11	4/2	9/9	18/18
MISSOURI	25/24	39/42	64-66	(2)	22-63/22-49	.349/.449	4-13/10-22	.308/.455	16-24/12-16	.667/.750	41/34 +7	7/14	14/19	1/3	10/8	19/17
KENTUCKY	28/38	43/35	71-73	(2)	25-66/29-62	.379/.468	4-15/5-16	.267/.313	17-29/10-17	.586/.588	50/32 +18	17/10	19/16	4/2	7/10	21/25
Georgia	36/24	26/42	62-66	(4)	23-64/25-73	.359/.342	3-9/5-24	.333/.208	13-22/11-18	.591/.611	54/44 +10	10/15	17/13	4/8	4/7	20/19
Alabama	34/36	31/50	65-86	(21)	27-80/34-68	.338/.500	4-23/7-16	.174/.438	7-10/11-17	.700/.647	49/44 +5	9/16	14/12	3/5	5/4	18/9

Note: Game totals are displayed in the format TEAM/OPPONENT for each category

2018-19 Tennessee Lady Vols
Tennessee Points-Rebounds-Assists (as of Jan 18, 2019)
All games

Opponent	Date	Score		00	02	04	05	10	11	12
				DAVIS,RENN	WESTBROOK,	COLLINS,MI	HARRIS,KAM	JACKSON,ME	KUSHKITUAH	BURRELL,RA
PRESBYTERIAN	11/11/18	97-49	w	DNP	20-4-5	9-7-0	2-3-0	11-2-3	10-7-1	14-5-0
UNC ASHEVILLE	11/14/18	73-46	w	10-8-2	11-4-4	7-6-0	0-0-0	13-1-2	4-3-1	10-8-1
FLORIDA A&M	11/18/18	96-31	w	14-11-4	7-2-8	7-10-0	4-4-0	19-2-4	13-2-1	14-6-1
vs Clemson	11/22/18	78-66	w	13-4-2	7-3-5	4-2-0	DNP	14-4-4	11-6-1	3-1-0
vs UAB	11/24/18	73-69	w	18-7-3	16-6-3	3-0-1	DNP	8-8-1	13-13-1	2-1-0
at Oklahoma St.	12/02/18	76-63	w	13-5-1	29-2-3	0-1-0	0-1-0	7-5-2	DNP	4-5-1
STETSON	12/05/18	65-55	w	24-9-0	20-3-4	7-7-0	0-1-0	0-5-3	DNP	0-0-0
at Texas	12/09/18	88-82	w	7-6-0	23-3-6	5-5-0	0-1-0	33-3-0	DNP	2-4-0
STANFORD	12/18/18	85-95	L	14-10-1	29-4-10	5-2-0	0-1-0	17-4-1	0-0-0	0-0-0
ETSU	12/21/18	80-61	w	11-7-0	2-2-9	11-6-2	1-0-0	23-3-4	2-1-0	5-6-0
MURRAY ST.	12/28/18	98-77	w	20-13-0	10-3-1	11-5-0	1-4-1	11-3-5	5-3-1	11-6-2
BELMONT	12/30/18	84-76	w	19-6-0	20-6-7	4-1-0	DNP	10-3-1	4-1-0	6-4-1
at Auburn	01/03/19	78-69	w	23-14-3	7-2-6	0-0-0	DNP	27-3-1	0-3-0	0-0-0
MISSOURI	01/06/19	64-66	L	16-9-0	16-3-3	0-0-0	DNP	2-1-1	0-2-0	0-0-0
KENTUCKY	01/10/19	71-73	L	12-9-2	20-6-3	11-4-0	DNP	8-1-6	1-2-0	2-4-1
at Georgia	1/13/19	62-66	L	6-12-1	23-4-6	1-2-1	DNP	6-4-1	5-4-0	4-5-0
at Alabama	1/17/19	65-86	L	0-5-1	19-5-5	2-1-0	0-0-0	4-4-0	7-6-0	12-7-0

Opponent	Date	Score		13	14	15
				MASSENGILL	GREEN,ZAAY	GREEN,CHER
PRESBYTERIAN	11/11/18	97-49	w	5-7-2	13-0-4	13-11-0
UNC ASHEVILLE	11/14/18	73-46	w	4-3-0	2-1-1	12-4-2
FLORIDA A&M	11/18/18	96-31	w	5-7-2	8-4-3	5-5-1
vs Clemson	11/22/18	78-66	w	3-2-2	12-2-3	11-8-1
vs UAB	11/24/18	73-69	w	4-5-2	5-4-1	4-3-0
at Oklahoma St.	12/02/18	76-63	w	0-4-1	17-5-2	6-13-3
STETSON	12/05/18	65-55	w	2-1-1	8-5-1	4-5-0
at Texas	12/09/18	88-82	w	0-1-0	8-5-2	10-6-0
STANFORD	12/18/18	85-95	L	0-5-1	14-2-1	6-3-0
ETSU	12/21/18	80-61	w	4-9-3	9-4-2	12-3-0
MURRAY ST.	12/28/18	98-77	w	10-4-8	9-3-2	10-8-1
BELMONT	12/30/18	84-76	w	7-5-3	10-6-5	4-1-2
at Auburn	01/03/19	78-69	w	3-2-0	10-8-7	8-4-1
MISSOURI	01/06/19	64-66	L	6-4-0	11-4-1	13-14-2
KENTUCKY	01/10/19	71-73	L	0-0-0	9-4-1	8-15-4
at Georgia	1/13/19	62-66	L	4-2-1	7-1-0	6-10-0
at Alabama	1/17/19	65-86	L	3-3-1	14-11-2	4-1-0

2018-19 CATEGORY LEADERS

Points	G	Pts	Pts/G
Westbrook, Evina	17	279	16.4
Davis, Rennia	16	220	13.8
Jackson, Meme	17	213	12.5
Green, Zaay	17	166	9.8
Green, Cheridene	17	136	8.0
Burrell, Rae	17	89	5.2
Collins, Mimi	17	87	5.1
Kushkituah, Kasiyahna	14	75	5.4
Massengill, Jazmine	17	60	3.5
Harris, Kamera	10	8	0.8

FG Percentage	FG	Att	Pct
Kushkituah, Kasiyahna	32	56	.571
Green, Cheridene	55	101	.545
Collins, Mimi	31	66	.470
Davis, Rennia	82	179	.458
Westbrook, Evina	98	219	.447
Jackson, Meme	66	163	.405
Green, Zaay	64	179	.358
Burrell, Rae	33	93	.355
Massengill, Jazmine	25	73	.342
Harris, Kamera	3	11	.273

3-Point Percentage	3FG	Att	Pct
Davis, Rennia	20	46	.435
Westbrook, Evina	20	47	.426
Collins, Mimi	2	5	.400
Jackson, Meme	39	105	.371
Burrell, Rae	6	24	.250
Green, Zaay	15	65	.231
Massengill, Jazmine	4	23	.174
Kushkituah, Kasiyahna	0	1	.000

Free Throw Percent	FG	Att	Pct
Davis, Rennia	36	43	.837
Jackson, Meme	42	52	.808
Green, Zaay	23	32	.719
Collins, Mimi	23	34	.676
Westbrook, Evina	63	94	.670
Green, Cheridene	26	40	.650
Burrell, Rae	17	29	.586
Harris, Kamera	2	4	.500
Massengill, Jazmine	6	16	.375
Kushkituah, Kasiyahna	11	30	.367

Scoring Average	G	Pts	Avg/G
Westbrook, Evina	17	279	16.4
Davis, Rennia	16	220	13.8
Jackson, Meme	17	213	12.5
Green, Zaay	17	166	9.8
Green, Cheridene	17	136	8.0
Kushkituah, Kasiyahna	14	75	5.4
Burrell, Rae	17	89	5.2
Collins, Mimi	17	87	5.1
Massengill, Jazmine	17	60	3.5
Harris, Kamera	10	8	0.8

Field Goal Attempts	G	Att	Att/G
Westbrook, Evina	17	219	12.9
Davis, Rennia	16	179	11.2
Green, Zaay	17	179	10.5
Jackson, Meme	17	163	9.6
Green, Cheridene	17	101	5.9

Field Goals Made	G	Made	Made/G
Westbrook, Evina	17	98	5.8
Davis, Rennia	16	82	5.1
Jackson, Meme	17	66	3.9
Green, Zaay	17	64	3.8
Green, Cheridene	17	55	3.2

3-Point FG Attempts	G	Att	Att/G
Jackson, Meme	17	105	6.2
Green, Zaay	17	65	3.8
Westbrook, Evina	17	47	2.8
Davis, Rennia	16	46	2.9
Burrell, Rae	17	24	1.4

3-Point FG Made	G	Made	Made/G
Jackson, Meme	17	39	2.3
Davis, Rennia	16	20	1.3
Westbrook, Evina	17	20	1.2
Green, Zaay	17	15	0.9
Burrell, Rae	17	6	0.4

Free Throw Attempts	G	Att	Att/G
Westbrook, Evina	17	94	5.5
Jackson, Meme	17	52	3.1
Davis, Rennia	16	43	2.7
Green, Cheridene	17	40	2.4
Collins, Mimi	17	34	2.0

Free Throws Made	G	Made	Made/G
Westbrook, Evina	17	63	3.7
Jackson, Meme	17	42	2.5
Davis, Rennia	16	36	2.3
Green, Cheridene	17	26	1.5
Collins, Mimi	17	23	1.4
Green, Zaay	17	23	1.4

2018-19 CATEGORY LEADERS

Rebounds	G	Reb	Reb/G
Davis,Rennia	16	135	8.4
Green,Cheridene	17	114	6.7
Green,Zaay	17	69	4.1
Massengill,Jazmine	17	64	3.8
Burrell,Rae	17	62	3.6
Westbrook,Evina	17	62	3.6

Rebound Average	G	Reb	Avg/G
Davis,Rennia	16	135	8.4
Green,Cheridene	17	114	6.7
Green,Zaay	17	69	4.1
Kushkituah,Kasiyahna	14	53	3.8
Massengill,Jazmine	17	64	3.8

Offensive Rebounds	G	No.	Avg/G
Green,Cheridene	17	54	3.2
Davis,Rennia	16	40	2.5
Burrell,Rae	17	31	1.8
Collins,Mimi	17	29	1.7
Massengill,Jazmine	17	26	1.5

Defensive Rebounds	G	No.	Avg/G
Davis,Rennia	16	95	5.9
Green,Cheridene	17	60	3.5
Green,Zaay	17	51	3.0
Westbrook,Evina	17	48	2.8
Jackson,Meme	17	41	2.4

Fouls	G	No.	Per/G
Green,Zaay	17	51	3.0
Westbrook,Evina	17	48	2.8
Green,Cheridene	17	45	2.6
Davis,Rennia	16	41	2.6
Jackson,Meme	17	36	2.1

Foulouts	G	No.
Green,Cheridene	17	1
Green,Zaay	17	1
Jackson,Meme	17	1
Davis,Rennia	16	1

Assists	G	No.	Ast/G
Westbrook,Evina	17	88	5.2
Jackson,Meme	17	39	2.3
Green,Zaay	17	38	2.2
Massengill,Jazmine	17	27	1.6
Davis,Rennia	16	20	1.3

Steals	G	No.	Stl/G
Jackson,Meme	17	33	1.9
Westbrook,Evina	17	29	1.7
Davis,Rennia	16	25	1.6
Massengill,Jazmine	17	21	1.2
Green,Zaay	17	21	1.2

Blocked Shots	G	No.	Blk/G
Kushkituah,Kasiyahna	14	13	0.9
Massengill,Jazmine	17	10	0.6
Green,Zaay	17	8	0.5
Green,Cheridene	17	7	0.4
Burrell,Rae	17	6	0.4

Minutes	G	No.	Min/G
Jackson,Meme	17	528	31.1
Westbrook,Evina	17	513	30.2
Davis,Rennia	16	485	30.3
Green,Zaay	17	439	25.8
Green,Cheridene	17	369	21.7

Turnovers	G	No.	TO/G
Westbrook,Evina	17	58	3.4
Jackson,Meme	17	40	2.4
Davis,Rennia	16	38	2.4
Green,Zaay	17	33	1.9
Green,Cheridene	17	28	1.6

2018-19 HIGHS & LOWS

TENNESSEE INDIVIDUAL GAME HIGHS

POINTS	33	JACKSON, MEME AT TEXAS (12/09/18)
FIELD GOALS MADE	12	WESTBROOK, EVINA AT OKLAHOMA ST. (12/02/18)
FIELD GOAL ATT.	21	WESTBROOK, EVINA VS STANFORD (12/18/18)
FG PCT (MIN 5 MADE)	.833 (5-6)	GREEN, CHERIDENE VS ETSU (12/21/18)
	.833 (5-6)	KUSHKITUAH, KASIAHNA VS FLORIDA A&M (11/18/18)
	.833 (5-6)	GREEN, CHERIDENE VS UNC ASHEVILLE (11/14/18)
3-POINT FG MADE	7	JACKSON, MEME VS ETSU (12/21/18)
3-POINT FG ATT.	13	JACKSON, MEME VS STANFORD (12/18/18)
3-PT FG PCT (MIN 2 MADE)	1.000 (2-2)	MASSENGILL, JAZMINE VS MURRAY ST. (12/28/18)
	1.000 (2-2)	WESTBROOK, EVINA VS CLEMSON (11/22/18)
	1.000 (2-2)	WESTBROOK, EVINA VS UNC ASHEVILLE (11/14/18)
FREE THROWS MADE	11	DAVIS, RENNIA VS STETSON (12/05/18)
FREE THROW ATT.	12	DAVIS, RENNIA VS STETSON (12/05/18)
FT PCT (MIN 3 MADE)	1.000 (9-9)	WESTBROOK, EVINA VS STETSON (12/05/18)
	1.000 (6-6)	JACKSON, MEME AT AUBURN (01/03/19)
	1.000 (5-5)	WESTBROOK, EVINA VS KENTUCKY (01/10/19)
	1.000 (4-4)	DAVIS, RENNIA VS ETSU (12/21/18)
	1.000 (4-4)	GREEN, CHERIDENE AT TEXAS (12/09/18)
	1.000 (4-4)	GREEN, ZAAY VS STETSON (12/05/18)
	1.000 (4-4)	COLLINS, MIMI VS UNC ASHEVILLE (11/14/18)
REBOUNDS	15	GREEN, CHERIDENE VS KENTUCKY (01/10/19)
ASSISTS	10	WESTBROOK, EVINA VS STANFORD (12/18/18)
STEALS	7	WESTBROOK, EVINA VS PRESBYTERIAN (11/11/18)
BLOCKED SHOTS	5	MASSENGILL, JAZMINE VS ETSU (12/21/18)
TURNOVERS	8	WESTBROOK, EVINA VS KENTUCKY (01/10/19)
FOULS	5	GREEN, CHERIDENE AT GEORGIA (1/13/19)
	5	JACKSON, MEME VS KENTUCKY (01/10/19)
	5	GREEN, ZAAY VS STANFORD (12/18/18)
	5	DAVIS, RENNIA AT OKLAHOMA ST. (12/02/18)
MINUTES	40	WESTBROOK, EVINA VS STANFORD (12/18/18)
	40	WESTBROOK, EVINA AT TEXAS (12/09/18)
	40	JACKSON, MEME AT TEXAS (12/09/18)

TENNESSEE TEAM GAME HIGHS

POINTS	98	MURRAY ST. (12/28/18)
FIELD GOALS MADE	41	MURRAY ST. (12/28/18)
FIELD GOAL ATTEMPTS	81	MURRAY ST. (12/28/18)
FIELD GOAL PERCENTAGE	.540 (27-50)	AT AUBURN (01/03/19)
3 PT FIELD GOALS MADE	10	AT TEXAS (12/09/18)
3 PT FG ATTEMPTS	30	FLORIDA A&M (11/18/18)
3 PT FG PERCENTAGE	.556 (10-18)	AT TEXAS (12/09/18)
FREE THROWS MADE	25	STETSON (12/05/18)
FREE THROW ATTEMPTS	36	PRESBYTERIAN (11/11/18)
FREE THROW PERCENTAGE	.833 (25-30)	STETSON (12/05/18)
REBOUNDS	59	FLORIDA A&M (11/18/18)
ASSISTS	24	FLORIDA A&M (11/18/18)
STEALS	22	FLORIDA A&M (11/18/18)
	22	PRESBYTERIAN (11/11/18)
BLOCKED SHOTS	10	ETSU (12/21/18)
TURNOVERS	23	AT AUBURN (01/03/19)
	23	MURRAY ST. (12/28/18)
FOULS	23	ETSU (12/21/18)
	23	AT OKLAHOMA ST. (12/02/18)

TENNESSEE TEAM GAME LOWS

POINTS	62	AT GEORGIA (1/13/19)
FIELD GOALS MADE	19	STETSON (12/05/18)
FIELD GOAL ATTEMPTS	49	STETSON (12/05/18)
FIELD GOAL PERCENTAGE	.338 (27-80)	AT ALABAMA (1/17/19)
3 PT FIELD GOALS MADE	2	STETSON (12/05/18)
3 PT FG ATTEMPTS	9	AT GEORGIA (1/13/19)
	9	PRESBYTERIAN (11/11/18)
3 PT FG PERCENTAGE	.133 (2-15)	STETSON (12/05/18)
FREE THROWS MADE	7	AT ALABAMA (1/17/19)
	7	AT OKLAHOMA ST. (12/02/18)
FREE THROW ATTEMPTS	10	AT ALABAMA (1/17/19)
FREE THROW PERCENTAGE	.409 (9-22)	VS UAB (11/24/18)
REBOUNDS	31	STANFORD (12/18/18)
ASSISTS	7	MISSOURI (01/06/19)
STEALS	2	AT TEXAS (12/09/18)
BLOCKED SHOTS	0	STANFORD (12/18/18)
TURNOVERS	8	STANFORD (12/18/18)
FOULS	9	AT ALABAMA (1/17/19)

OPPONENT INDIVIDUAL GAME HIGHS

POINTS	33	CARRINGTON, DIJONAI VS STANFORD (12/18/18)
FIELD GOALS MADE	11	CARRINGTON, DIJONAI VS STANFORD (12/18/18)
FIELD GOAL ATT.	19	ROBINSON, CALIYA AT GEORGIA (1/13/19)
	19	MAGGARD, DARBY VS BELMONT (12/30/18)
	19	ADEBAYO, EVELYN VS MURRAY ST. (12/28/18)
FG PCT (MIN 5 MADE)	.857 (6-7)	ANYAGALIGBO, OGECHI VS KENTUCKY (01/10/19)
3-POINT FG MADE	5	CHILDRESS, RACHAEL VS UAB (11/24/18)
	5	STAFFORD, SHAMANI VS PRESBYTERIAN (11/11/18)
3-POINT FG ATT.	11	MAGGARD, DARBY VS BELMONT (12/30/18)
3-PT FG PCT (MIN 2 MADE)	1.000 (5-5)	STAFFORD, SHAMANI VS PRESBYTERIAN (11/11/18)
	1.000 (3-3)	ALDRIDGE, LAUREN VS MISSOURI (01/06/19)
FREE THROWS MADE	11	MILLER, BRAXTIN AT OKLAHOMA ST. (12/02/18)
FREE THROW ATT.	16	MILLER, BRAXTIN AT OKLAHOMA ST. (12/02/18)
FT PCT (MIN 3 MADE)	1.000 (7-7)	ADEBAYO, EVELYN VS MURRAY ST. (12/28/18)
	1.000 (6-6)	HARMEYER, ELLIE VS BELMONT (12/30/18)
	1.000 (4-4)	CRANE, BRIANNA VS MURRAY ST. (12/28/18)
	1.000 (4-4)	HAYNES-OVERTON, ERICA VS ETSU (12/21/18)
	1.000 (4-4)	HALL, KACIE VS PRESBYTERIAN (11/11/18)
	1.000 (3-3)	WHITE, JATARIE AT TEXAS (12/09/18)
	1.000 (3-3)	SAGERER, SARAH VS STETSON (12/05/18)
REBOUNDS	13	CARRINGTON, DIJONAI VS STANFORD (12/18/18)
ASSISTS	8	BARNES, MIYAH VS UAB (11/24/18)
STEALS	4	UPTON, KAIA VS ETSU (12/21/18)
	4	DILWORTH, KEZIAH VS FLORIDA A&M (11/18/18)
BLOCKED SHOTS	6	ROBINSON, CALIYA AT GEORGIA (1/13/19)
TURNOVERS	11	HALL, KACIE VS PRESBYTERIAN (11/11/18)
FOULS	5	MORRIS, MACI VS KENTUCKY (01/10/19)
	5	HOWARD, RHYNE VS KENTUCKY (01/10/19)
	5	SMITH, ALANNA VS STANFORD (12/18/18)
	5	UNDERWOOD, JADA AT TEXAS (12/09/18)
	5	VINCENT, MEGAN VS STETSON (12/05/18)

OPPONENT TEAM GAME HIGHS

POINTS	95	STANFORD (12/18/18)
FIELD GOALS MADE	34	AT ALABAMA (1/17/19)
FIELD GOAL ATTEMPTS	73	AT GEORGIA (1/13/19)
	73	BELMONT (12/30/18)
FIELD GOAL PERCENTAGE	.550 (33-60)	STANFORD (12/18/18)
3 PT FIELD GOALS MADE	14	STANFORD (12/18/18)
3 PT FG ATTEMPTS	26	MURRAY ST. (12/28/18)
3 PT FG PERCENTAGE	.583 (14-24)	STANFORD (12/18/18)
FREE THROWS MADE	20	MURRAY ST. (12/28/18)
FREE THROW ATTEMPTS	28	AT OKLAHOMA ST. (12/02/18)
FREE THROW PERCENTAGE	1.000 (4-4)	STETSON (12/05/18)
REBOUNDS	45	STANFORD (12/18/18)
ASSISTS	20	BELMONT (12/30/18)
STEALS	12	FLORIDA A&M (11/18/18)
BLOCKED SHOTS	8	AT GEORGIA (1/13/19)
TURNOVERS	39	PRESBYTERIAN (11/11/18)
FOULS	25	KENTUCKY (01/10/19)

OPPONENT TEAM GAME LOWS

POINTS	31	FLORIDA A&M (11/18/18)
FIELD GOALS MADE	11	FLORIDA A&M (11/18/18)
FIELD GOAL ATTEMPTS	49	MISSOURI (01/06/19)
FIELD GOAL PERCENTAGE	.186 (11-59)	FLORIDA A&M (11/18/18)
3 PT FIELD GOALS MADE	2	FLORIDA A&M (11/18/18)
3 PT FG ATTEMPTS	11	PRESBYTERIAN (11/11/18)
	11	VS CLEMSON (11/22/18)
3 PT FG PERCENTAGE	.087 (2-23)	FLORIDA A&M (11/18/18)
FREE THROWS MADE	3	UNC ASHEVILLE (11/14/18)
FREE THROW ATTEMPTS	4	STETSON (12/05/18)
FREE THROW PERCENTAGE	.429 (3-7)	UNC ASHEVILLE (11/14/18)
REBOUNDS	24	UNC ASHEVILLE (11/14/18)
	24	MURRAY ST. (12/28/18)
ASSISTS	6	FLORIDA A&M (11/18/18)
STEALS	2	AT TEXAS (12/09/18)
BLOCKED SHOTS	0	FLORIDA A&M (11/18/18)
TURNOVERS	11	BELMONT (12/30/18)
	11	AT AUBURN (01/03/19)
FOULS	12	AT OKLAHOMA ST. (12/02/18)

2018-19 BOX SCORES

Official Basketball Box Score -- Game Totals -- Final Statistics
Presbyterian vs Tennessee
11/11/18 2:03 p.m. at Knoxville, Tenn. (Thompson-Boling Arena)
Presbyterian 49 • 0-1

#	Player	Total		3-Ptr	Rebounds			PF	TP	A	TO	Blk	Stl	Min
		FG-FGA	FG-FGA		Off	Def	Tot							
15	Santos, Tess	f	1-7	1-4	0-0	0	4	4	2	3	1	4	1	29
32	Virola, Salina	f	0-2	0-0	0-0	3	4	7	4	0	1	1	0	21
44	Blackwell-Boyd, E.	c	3-5	0-0	1-1	2	2	4	0	7	0	3	0	26
11	Hall, Kacie	g	1-7	0-1	4-4	1	2	3	2	6	5	11	0	35
23	Stafford, Shamani	g	6-11	5-5	3-6	1	2	3	4	20	1	4	0	25
00	Hofmann, Nicole		0-0	0-0	0-0	0	0	0	0	0	0	0	0	1
03	Hemm, Riley		0-1	0-1	0-0	0	0	0	2	0	0	2	0	2
04	Gibbs, Bria		3-8	0-0	0-0	2	0	2	1	6	0	1	0	20
05	Suarez, Shaymany		0-1	0-0	0-0	0	0	0	0	0	0	0	0	1
14	Johnson, Trinity		1-5	0-0	3-4	0	0	0	4	5	3	6	0	27
21	Gragera, Paloma		0-1	0-0	0-0	0	0	0	0	0	0	0	0	2
22	Jackson, Kiara		1-3	0-0	0-0	3	2	5	3	2	1	2	0	11
Team					4	5	9			5				
Totals			16-51	6-11	11-15	16	21	37	22	49	12	39	1	200
1st - FG %:		4-11	36.4%	2nd: 5-16	31.3%	3rd: 3-11	27.3%	4th: 4-13	30.8%	Game: 16-51	31.4%	Deadball		
3FG %:		3-4	75.0%	1-2	50.0%	1-1	100.0%	1-4	25.0%	6-11	54.5%	Rebounds		
FT %:		1-2	50.0%	6-7	85.7%	4-6	66.7%	0-0	0.0%	11-15	73.3%	3		

Tennessee 97 • 1-0

#	Player	Total		3-Ptr	Rebounds			PF	TP	A	TO	Blk	Stl	Min
		FG-FGA	FG-FGA		Off	Def	Tot							
15	Green,Cheridene	f	5-9	0-0	3-5	5	6	11	2	13	0	1	3	24
11	Kushkituah,Kasiyahna	c	5-9	0-0	0-6	6	1	7	2	10	1	2	2	21
00	Westbrook,Ekina	g	7-12	1-1	5-8	1	3	4	3	20	5	1	0	23
10	Jackson,Meme	g	4-9	1-2	2-2	0	2	2	3	11	3	3	0	22
14	Green,Zaay	g	4-9	3-4	2-2	0	0	0	1	13	4	2	1	22
04	Collins,Mimi		3-6	0-0	3-4	4	3	7	3	9	0	2	0	19
05	Harris,Kamera		1-4	0-0	0-0	2	1	3	1	2	0	3	1	19
12	Burrell,Rae		5-14	0-2	4-6	4	1	5	1	14	0	1	1	25
13	Massengill,Jazmine		2-4	0-0	1-3	4	3	7	2	5	2	0	1	25
Team					2	0	2							
Totals			36-76	5-9	20-36	28	20	48	18	97	15	15	9	200
1st - FG %:		10-22	45.5%	2nd: 6-17	35.3%	3rd: 10-19	52.6%	4th: 10-18	55.6%	Game: 36-76	47.4%	Deadball		
3FG %:		3-3	100.0%	1-3	33.3%	1-3	33.3%	0-0	0.0%	5-9	55.6%	Rebounds		
FT %:		9-10	90.0%	7-13	53.8%	3-11	27.3%	20-36	55.6%					

Officials: Pualani Spurlock, Metta Roberts, Angel Stanton
 Technical fouls: Presbyterian-None. Tennessee-Jackson,Meme.
 Attendance: 8147

Score by periods		1st	2nd	3rd	4th	Total
Presbyterian		12	17	11	9	49
Tennessee		24	22	28	23	97

Last FG - PCW 4th-00:57, UT 4th-01:27.
 Largest lead - PCW by 3 1st-07:51, UT by 50 4th-02:27.
 PCW led for 01:53. UT led for 35:51. Game was tied for 00:58.

Score tied - 1 time.
 Lead changed - 1 time.

Official Basketball Box Score -- Game Totals -- Final Statistics
UNC Asheville vs Tennessee
11/14/18 7:02 p.m. at Knoxville, Tenn. (Thompson-Boling Arena)
UNC Asheville 46 • 0-2

#	Player	Total		3-Ptr	Rebounds			PF	TP	A	TO	Blk	Stl	Min
		FG-FGA	FG-FGA		Off	Def	Tot							
23	Wilson, Tiffany	f	0-0	0-0	0-0	1	2	3	4	0	0	0	0	14
03	Scott, Zip	g	3-8	1-2	0-0	1	1	2	2	7	2	4	0	24
10	Wall, Jessica	g	2-7	2-7	1-2	1	1	2	1	7	2	2	1	30
15	Dengokl, Sonora	g	6-13	0-1	2-3	1	0	1	1	14	2	3	0	29
32	Trani, Ali	g	4-11	4-9	0-0	0	2	2	3	12	1	2	0	33
00	Evans, Nadiria		2-7	0-0	0-0	0	2	2	1	4	0	3	0	21
01	Corpening, Amaryah		0-3	0-3	0-0	0	1	1	0	0	1	2	0	13
04	McGill, Evonna		0-0	0-0	0-0	0	3	3	2	0	0	1	2	6
05	Toney, Alexis		0-0	0-0	0-0	1	0	1	0	0	0	1	0	5
11	Lawson, Jimeshia		0-1	0-0	0-0	0	0	0	0	0	0	0	0	2
12	Esadah, Juliet		0-0	0-0	0-0	1	1	2	3	0	0	1	0	7
14	Jordan-Brown, Brooke		1-1	0-0	0-2	0	1	1	3	2	0	0	1	16
Team					2	2	4			1				
Totals			18-51	7-22	3-7	8	16	24	20	46	8	20	4	200
1st - FG %:		3-10	30.0%	2nd: 3-12	25.0%	3rd: 7-17	41.2%	4th: 5-12	41.7%	Game: 18-51	35.3%	Deadball		
3FG %:		0-3	0.0%	2-7	28.6%	3-6	50.0%	2-6	33.3%	7-22	31.8%	Rebounds		
FT %:		0-0	0.0%	0-0	0.0%	1-2	50.0%	0-0	0.0%	3-7	42.9%	4,1		

Tennessee 73 • 2-0

#	Player	Total		3-Ptr	Rebounds			PF	TP	A	TO	Blk	Stl	Min
		FG-FGA	FG-FGA		Off	Def	Tot							
15	Green,Cheridene	f	5-6	0-0	2-2	2	2	4	2	12	2	2	0	23
11	Kushkituah,Kasiyahna	c	2-5	0-0	0-0	2	1	3	1	4	1	1	0	21
00	Davis,Rennia	g	4-10	1-2	1-2	2	6	8	3	10	2	2	0	28
02	Westbrook,Ekina	g	4-6	2-2	1-2	2	2	4	3	11	4	2	0	16
10	Jackson,Meme	g	5-9	3-5	0-0	0	1	1	3	13	2	2	0	28
04	Collins,Mimi		1-7	1-2	4-4	2	4	6	1	7	0	1	1	18
05	Harris,Kamera		0-0	0-0	0-0	0	0	0	2	0	0	0	0	5
12	Burrell,Rae		3-7	0-2	4-6	5	3	8	1	10	1	3	1	17
13	Massengill,Jazmine		1-5	0-1	2-4	1	2	3	0	4	0	2	0	24
14	Green,Zaay		1-7	0-4	0-0	0	1	1	3	2	1	1	0	20
Team					5	3	8							
Totals			26-62	7-18	14-20	21	25	46	19	73	13	16	2	200
1st - FG %:		7-21	33.3%	2nd: 8-17	47.1%	3rd: 3-12	25.0%	4th: 8-12	66.7%	Game: 26-62	41.9%	Deadball		
3FG %:		1-8	12.5%	3-4	75.0%	0-3	0.0%	3-3	100.0%	7-18	38.9%	Rebounds		
FT %:		6-6	100.0%	4-6	66.7%	2-4	50.0%	14-20	70.0%					

Officials: Beverly Roberts, Chaney Muench, Julie Krommenhoek
 Technical fouls: UNC Asheville-None. Tennessee-None.
 Attendance: 6914

Score by periods		1st	2nd	3rd	4th	Total
UNC Asheville		8	8	18	12	46
Tennessee		21	23	8	21	73

Last FG - AVL 4th-00:28, UT 4th-02:32.
 Largest lead - AVL None, UT by 31 4th-05:36.
 AVL led for 00:00. UT led for 39:21. Game was tied for 00:39.

Score tied - 0 times.
 Lead changed - 0 times.

Official Basketball Box Score -- Game Totals -- Final Statistics
Florida A&M vs Tennessee
11/18/18 2:02 p.m. at Knoxville, Tenn. (Thompson-Bolina Arena)
Florida A&M 31 • 0-3

#	Player		Total		3-Ptr	Rebounds			PF	TP	A	TO	Blk	Stl	Min
			FG-FGA	FG-FGA	FT-FTA	Off	Def	Tot							
13	Royal,Dy` Manee	f	0-6	0-0	0-0	3	2	5	2	0	0	2	0	0	18
14	James,Tyra	f	3-8	0-3	0-0	1	2	3	2	6	2	6	0	3	30
01	Moye,Mya	g	3-13	1-5	0-2	1	1	2	1	7	2	2	0	1	33
02	Goram,Autumn	g	1-8	1-5	2-2	1	3	4	2	5	0	4	0	0	26
30	Ballew,Jasmine	g	1-10	0-5	1-2	1	2	3	1	3	0	3	0	1	22
04	Antoine,Deja		0-3	0-1	0-0	0	1	1	2	0	1	0	0	2	12
11	Mitchell,Morgan		0-0	0-0	0-0	0	2	2	0	0	0	7	0	1	6
12	Dilworth,Jhakya		0-1	0-1	1-2	0	0	0	0	1	0	0	0	0	3
20	Cook,Chiqueria		0-0	0-0	1-2	0	1	1	3	1	1	2	0	0	8
21	Dilworth,Keziah		1-4	0-2	1-2	1	1	2	3	3	0	1	0	4	22
23	Darks,Taylor		1-4	0-0	0-0	0	0	0	1	2	0	2	0	0	7
34	Perkins,Auryel		1-2	0-1	1-4	1	5	6	0	3	0	2	0	0	13
Team						3	4	7			1				
Totals			11-59	2-23	7-16	12	24	36	17	31	6	32	0	12	200
1st - FG %:		4-18	22.2%	2nd: 3-13	23.1%	3rd: 2-15	13.3%	4th: 2-13	15.4%	Game: 11-59	18.6%	Deadball			
3FG %:		1-7	14.3%	0-4	0.0%	1-5	20.0%	0-7	0.0%	2-23	8.7%	Rebounds			
FT %:		1-4	25.0%	0-4	0.0%	3-6	50.0%	1-2	50.0%	7-16	43.8%				

2018-19 BOX SCORES

Official Basketball Box Score -- Game Totals -- Final Statistics
Tennessee vs UAB
11/24/18 2:00 pm at Bimini, Bahamas (Gateway Christian)
Tennessee 73 • 5-0

#	Player	Total		3-Ptr		Rebounds			PF	TP	A	TO	Blk	Stl	Min
		FG-FA	FG-FGA	FT-FTA	Off	Def	Tot								
00	Davis,Rennia	*	7-13	3-6	1-2	1	6	7	4	18	3	1	1	0	39
02	Westbrook,Evina	*	6-14	1-3	3-11	0	6	6	3	16	3	5	1	0	35
10	Jackson,Meme	*	2-5	2-4	2-2	2	6	8	2	8	1	3	0	3	37
11	Kushkituah,Kasiyahna	*	6-12	0-0	1-2	2	11	13	3	13	1	2	2	0	35
15	Green,Cheridene	*	2-8	0-0	0-0	3	0	3	0	4	0	0	0	1	19
04	Collins,Mimi		1-3	0-0	1-2	0	0	0	1	3	1	1	0	1	10
12	Burrell,Rae		1-2	0-0	0-1	1	0	1	0	2	0	1	0	0	4
13	Massengill,Jazmine		2-8	0-3	0-0	2	3	5	2	4	2	2	0	2	30
14	Green,Zaay		2-8	0-2	1-2	0	4	4	4	5	1	1	0	0	16
	Team					5	1	6							
Totals			29-73	6-18	9-22	16	37	53	19	73	12	16	4	7	225
1st - FG %:		5-15	33.3%	2nd: 7-18	38.9%	3rd: 8-17	47.1%	4th: 7-15	46.7%	Game: 29-73	39.7%	Deadball			
3FG %:		2-5	40.0%	0-3	0.0%	0-2	0.0%	4-6	66.7%	6-18	33.3%	Rebounds			
FT %:		1-4	25.0%	2-3	66.7%	1-6	16.7%	1-2	50.0%	9-22	40.9%	8			

UAB 69 • 4-1

#	Player		Total		3-Ptr		Rebounds			PF	TP	A	TO	Blk	Stl	Min
			FG-FTA	FG-FGA	FT-FTA	Off	Def	Tot								
00	BARNES, Miyah	*	5-11	2-5	1-2	1	1	2	4	13	8	4	0	0	43	
03	VENDRELL, Angela		1-2	0-0	0-0	0	4	4	2	2	2	3	1	3	39	
13	THOMAS, Katelynn	*	6-13	0-0	7-9	1	2	3	4	19	2	2	0	1	32	
20	KUZMANIC, Deanna	*	3-11	2-6	2-4	1	6	7	4	10	2	3	0	2	44	
32	CHILDRESS, Rachael	*	7-16	5-9	0-0	0	6	6	1	19	1	0	0	2	43	
01	WHITLEY, Margaret		0-2	0-2	0-0	0	0	0	0	0	0	1	0	0	5	
09	ROSENFELDT, Sara		0-0	0-0	0-0	0	0	0	0	0	0	0	0	0	0+	
12	MAGEE, Trista		0-1	0-0	0-0	0	4	4	3	0	1	0	0	0	6	
34	JOHNSON, Imani		2-9	0-1	2-2	0	2	2	0	6	0	1	0	0	13	
Team						2	6	8								
Totals			24-65	9-23	12-17	5	31	36	18	69	16	14	1	8	225	
1st - FG %:			7-17	41.2%	2nd: 6-16	37.5%	3rd: 6-11	54.5%	4th: 3-13	23.1%	Game: 24-65	36.9%	Deadball			
3FG %:			1-5	20.0%	3-8	37.5%	4-5	80.0%	1-3	33.3%	9-23	39.1%	Rebounds			
FT %:			5-6	83.3%	3-8	60.0%	2-2	100.0%	2-4	50.0%	12-17	70.6%	4,1			

Officials: Rod Creech, Bruce Morris, Maggie Tieman
 Technical fouls: Tennessee-None. UAB-None.
 Attendance: 250

Score by periods						Points	In Paint	Off T/O	2nd Chance	Fast Break	Bench
1st	2nd	3rd	4th	OT	Total						
Tennessee	13	16	17	19	8	73	UT	18	9	2	14
UAB	20	18	9	4	69	UAB	22	22	5	0	6

Last FG - UT 02:54, UAB 0T:00:06.
 Largest lead - UT by 5 OT:00:11, UAB by 12 3rd:03:07.
 UT led for 03:37, UAB led for 37:58. Game was tied for 03:25.

Score tied - 3 times.
 Lead changed - 3 times.

Official Basketball Box Score -- Game Totals -- Final Statistics
Tennessee vs Oklahoma St.
12/02/18 3:00 pm at Stillwater, Okla. (Gallagher-Iba Arena)
Tennessee 76 • 6-0

#	Player	Total		3-Ptr	Rebounds			PF	TP	A	TO	Blk	Stl	Min	
		FG-FGA	FG-FGA	FT-FTA	Off	Def	Tot								
00	Davis,Rennia	f	6-13	0-2	1-1	2	3	5	5	13	1	5	1	0	29
15	Green,Cheridene	f	3-6	0-0	0-1	6	7	13	3	6	3	1	0	3	26
02	Westbrook,Evina		12-15	1-2	4-5	0	2	2	4	29	3	2	0	2	34
10	Jackson,Meme	g	3-8	1-6	0-0	3	2	5	2	7	2	1	1	4	38
14	Green,Zaay	g	7-15	1-4	2-4	1	4	5	4	17	2	4	1	1	29
04	Collins,Mimi		0-1	0-0	0-0	0	1	1	1	0	0	0	0	0	10
05	Harris,Kamera		0-0	0-0	0-0	1	0	1	2	0	0	0	0	0	4
12	Burrell,Rae		2-6	0-1	0-0	3	2	5	2	4	1	2	0	0	9
13	Massengill,Jazmine		0-4	0-3	0-0	1	3	4	0	0	1	1	0	2	21
	Team					2	2	4				1			
Totals			33-68	3-18	7-11	19	26	45	23	76	13	17	3	12	200
1st - FG %:		12-20	60.0%	2nd: 7-18	38.9%	3rd: 9-16	56.3%	4th: 5-14	35.7%	Game: 33-68	48.5%	Deadball			
3FG %:		1-4	25.0%	0-5	0.0%	2-5	40.0%	0-4	0.0%	3-18	16.7%	Rebounds			
FT %:		0-0	0.0%	1-2	50.0%	1-1	100.0%	5-8	62.5%	7-11	63.6%	3			

Oklahoma St. 63 • 6-1

#	Player	Total		3-Ptr		Rebounds			PF	TP	A	TO	Blk	Stl	Min
		FG-FGA	FG-FGA	FT-FTA	Off	Def	Tot								
01	De Lapp,Kassidy	f	0-1	0-0	0-2	3	3	6	1	0	0	1	0	0	20
12	Gray,Vivian	f	5-17	1-3	3-4	2	3	5	0	14	1	3	1	3	40
20	Jones,Latashia	f	1-4	0-3	1-2	3	3	6	2	3	2	4	0	0	34
14	Miller,Braxtin	g	8-17	2-4	11-16	2	3	5	3	29	5	2	0	1	40
23	Hobbs,Jaden	g	4-8	4-6	0-0	1	2	3	2	12	3	5	1	1	32
15	Gnanou,Mariam		1-1	0-0	1-2	0	1	1	4	3	1	1	0	2	20
21	Asberry,Ja'Mee		0-2	0-1	0-0	0	0	0	0	0	1	1	0	0	8
25	Winchester,Abbie		0-1	0-0	2-2	0	0	0	0	2	0	0	0	0	6
	Team					1	1	2							
Totals			19-51	7-17	18-28	12	16	28	12	63	13	17	2	7	200
1st - FG %:		7-14	50.0%	2nd: 7-13	53.8%	3rd: 2-12	16.7%	4th: 3-12	25.0%	Game: 19-51	37.3%	Deadball			
3FG %:		3-6	50.0%	3-4	75.0%	0-3	0.0%	1-4	25.0%	7-17	41.2%	Rebounds			
FT %:		5-7	71.4%	4-7	57.1%	2-6	33.3%	7-8	87.5%	18-28	64.3%	4,1			

Officials: Julie Krommenhoek,Doug Knight,Tina Napier
 Technical fouls: Tennessee-None. Oklahoma St.-None.
 Attendance: 3493

Score by periods						Points	In Paint	Off T/O	2nd Chance	Fast Break	Bench
1st	2nd	3rd	4th	Total							
Tennessee	25	15	21	15	76	UT	48	22	13	14	4
Oklahoma St.	22	21	6	14	63	OSU	18	15	7	18	5

Last FG - UT 04:01:43, OSU 4th:05:20.
 Largest lead - UT by 14 4th:09:38, OSU by 3 2nd:02:19.
 UT led for 32:43, OSU led for 03:36. Game was tied for 03:41.

Score tied - 6 times.
 Lead changed - 4 times.

Official Basketball Box Score -- Game Totals -- Final Statistics
Stetson vs Tennessee
12/05/18 7:02 p.m. at Knoxville, Tenn. (Thompson-Boling Arena)
Stetson 55 • 1-7

		Total		3-Ptr	Rebounds									
#	Player	FG-FGA	FG-FGA	FT-FTA	Off	Def	TP	PF	TP	A	TO	Blk	Stl	Min
01	Sagerer,Sarah	f 8-16	0-1	3-3	1	5	6	4	19	1	5	0	3	38
23	Vincent,Megan	f 0-3	0-0	0-0	2	2	4	5	0	2	1	0	0	24
02	Beach,Mckenna	g 2-8	0-2	1-1	1	4	5	4	5	4	5	0	2	37
11	Walters,Addi	g 7-12	3-5	0-0	0	3	3	3	17	0	2	0	1	35
14	Henry,Jon'Nita	g 4-14	1-8	0-0	2	3	5	2	9	1	3	0	1	30
03	Fizouaty,Bianca	0-2	0-2	0-0	0	0	0	3	0	1	0	1	0	12
21	Davis,Mackenzie	1-1	1-1	0-0	0	1	1	0	3	0	1	0	0	7
35	Lentz,Kendall	1-1	0-0	0-0	0	0	0	2	2	1	1	0	1	17
Team					0	2	2							
Totals		23-57	5-19	4-4	6	20	26	23	55	10	18	1	8	200
1st - FG %:		8-14	57.1%	2nd: 7-15	46.7%	3rd: 3-12	25.0%	4th: 5-16	31.3%	Game: 23-57	40.4%	Deadball		
3FG %:		1-6	16.0%	1-4	25.0%	0-5	0.0%	1-5	20.0%	5-19	26.3%	Rebounds		
FT %:		4-4	100.0%	0-0	0.0%	0-0	0.0%	0-0	0.0%	4-4	100.0%	0		

Tennessee 65 • 7-0

#	Player	Total		3-Ptr		Rebounds			PF	TP
---	--------	-------	--	-------	--	----------	--	--	----	----

2018-19 BOX SCORES

Official Basketball Box Score -- Game Totals -- Final Statistics
Stanford vs Tennessee
12/18/18 6:02 p.m. at Knoxville, Tenn. (Thompson-Boling Arena)

Stanford 95 • 8-1

#	Player		Total		3-Ptr	Rebounds			PF	TP	A	TO	Blk	Stl	Min
			FG-FGA	FG-FGA	FG-FTA	Off	Def	Tot							
04	Fingall, Nadia	f	1-4	0-0	1-2	2	4	6	0	3	1	2	0	0	18
11	Smith, Alanna	f	5-6	3-4	3-4	1	2	3	5	16	3	2	1	0	21
24	Hull, Lacie	f	5-8	4-5	0-0	1	2	3	3	14	1	0	1	0	32
21	Carrington, Dijonai	g	11-15	4-5	7-9	0	13	13	1	33	2	5	0	1	38
23	Williams, Kiana	g	5-13	3-7	3-4	0	5	5	3	16	7	6	0	2	38
02	Coffee, Shannon		0-2	0-2	0-0	0	2	2	0	0	1	1	0	0	8
10	Jerome, Alyssa		0-1	0-0	0-0	1	1	2	0	0	0	2	0	0	4
15	Dodson, Maya		5-7	0-0	0-0	4	5	9	3	10	2	1	1	0	32
54	Brown, Jenna		1-4	0-1	1-2	0	1	1	0	3	2	0	0	0	9
	Team					0	1	1				1			
Totals			33-60	14-24	15-21	9	36	45	15	95	19	20	3	3	200
1st - FG %: 8-16 50.0% 2nd: 9-16 56.3% 3rd: 8-14 57.1% 4th: 8-14 57.1% Game: 33-60 55.0% Deadball Rebounds 5,1															
3FG %: 4-6 66.7% 5-9 55.6% 2-4 50.0% 3-5 60.0% 14-24 58.3%															
FT %: 2-2 100.0% 2-3 66.7% 2-4 50.0% 9-12 75.0% 15-21 71.4%															

Tennessee 85 • 8-1

#	Player		Total		3-Ptr	Rebounds			PF	TP	A	TO	Blk	Stl	Min		
			FG-FGA	FG-FGA		FT-FTA	Off	Def								Tot	
00	Davis,Rennia	f	5-15	2-5	2-2	1	9	10	2	14	1	1	0	2	35		
15	Green,Cheridene	f	3-6	0-0	0-0	2	1	3	3	6	0	0	0	0	20		
02	Westbrook,Evina	g	10-21	2-5	7-9	1	3	4	3	29	10	4	0	2	40		
10	Jackson,Meme	g	4-14	3-13	6-10	2	2	4	3	17	1	1	0	1	35		
14	Green,Zaay	g	6-16	2-5	0-0	1	1	2	5	14	1	0	0	1	30		
04	Collins,Mimi		2-3	0-0	1-2	2	0	2	4	5	0	0	0	0	15		
05	Harris,Kamera		0-0	0-0	0-0	0	1	1	1	0	0	2	0	0	2		
11	Kushkituah,Kasiyahna		0-0	0-0	0-0	0	0	0	0	0	0	0	0	0	8		
12	Burrell,Rae		0-0	0-0	0-0	0	0	0	0	0	0	0	0	1	3		
13	Massengill,Jazmine		0-0	0-0	0-0	3	2	5	0	0	1	0	0	1	12		
	Team					0	0	0									
Totals			30-75	9-28	16-23	12	19	31	21	85	14	8	0	8	200		
1st		FG %:	6-18	33.3%	2nd: 7-19		36.8%	3rd: 10-20		50.0%	4th: 7-18		38.9%	Game: 30-75		40.0%	Deadball Rebounds 3
3rd		3FG %:	1-4	25.0%	3-8		37.5%	2-5		40.0%	3-11		27.3%	9-28		32.1%	
FT %:		4-6	66.7%	3-3		100.0%	3-5		60.0%	6-9		66.7%	16-23		69.6%		

Officials: Mark Zentz, Felicia Grinter, Cameron Inouye
 Technical fouls: Stanford-None. Tennessee-None.
 Attendance: 8051

Score by periods	1st	2nd	3rd	4th	Total
Stanford	22	25	20	28	95
Tennessee	17	20	25	23	85

Last FG - STAN 4th-01:40, UT 4th-01:27.
 Largest lead - STAN by 15 2nd-01:44, UT by 2 3rd-04:22.
 STAN led for 37:18. UT led for 00:38. Game was tied for 01:39.

Points In Off 2nd Fast
 STAN Paint T/O Chance Break Bench
 48 32 9 4 11 13
 UT 38 17 11 11 5

Score tied - 2 times.
 Lead changed - 2 times.

Official Basketball Box Score -- Game Totals -- Final Statistics
ETSU vs Tennessee
12/21/18 7:03 p.m. at Knoxville, Tenn. (Thompson-Boling Arena)

ETSU 61 • 2-13

#	Player		Total		3-Ptr	Rebounds			PF	TP	A TO Blk Stl				Min
			FG-FTA	FG-FGA		FT-FTA	Off	Def			Tot	A	TO	Blk	
30	Tipps,Sadasia	f	2-2	0-0	1-4	2	1	3	2	5	0	1	2	0	19
33	Spears,Lexus	f	4-6	0-0	0-1	0	2	2	2	8	1	1	0	0	16
04	Lytton,Carley	g	4-11	3-9	0-0	0	2	2	1	11	1	4	0	0	23
14	Upton,Kaia	g	0-4	0-1	1-2	0	2	2	1	1	2	2	0	4	34
20	Haynes-Overton,Erica	g	3-10	1-1	4-4	0	0	0	3	11	3	0	0	3	20
02	Scheetz,Micah		4-14	1-5	6-9	1	3	4	1	15	2	2	0	0	27
05	Dean,Raven		2-10	0-2	2-6	1	2	3	3	6	3	3	0	3	22
11	Murphy,Taisha		1-2	0-1	0-0	1	0	1	0	2	0	0	0	0	4
13	Jackson,Shynia		0-2	0-1	0-0	1	1	2	1	0	0	0	0	0	6
21	Adams,Amaya		0-1	0-0	0-0	1	0	1	0	0	0	1	0	0	3
23	Snowden,Britney		1-5	0-0	0-1	5	2	7	3	2	0	1	0	0	20
44	Stafford,E'Lease		0-0	0-0	0-0	0	0	0	0	0	1	0	0	0	6
	Team					5	1	6							
Totals			21-67	5-20	14-27	17	16	33	17	61	13	15	2	10	200

Tennessee 80 • 9-1

#	Player		Total		3-Ptr	Rebounds			PF	TP	A TO Blk Stl				Min	
			FG-FGA	FG-FGA	FT-FTA	Off	Def	Tot			A	TO	Blk	Stl		
00	Davis,Rennia	f	3-8	1-2	4-4	2	5	7	3	11	0	2	0	0	27	
15	Green,Cheridene	f	5-6	0-0	2-2	2	1	3	2	12	0	1	0	0	15	
02	Westbrook,Evina	g	0-5	0-2	2-2	0	2	2	3	2	9	3	0	1	20	
10	Jackson,Meme	g	8-14	7-12	0-0	0	3	3	2	23	4	4	0	1	28	
14	Green,Zaay	g	4-8	1-3	0-0	1	3	4	3	9	2	2	1	1	24	
04	Collins,Mimi		3-4	0-0	5-6	3	3	6	1	11	2	4	0	0	20	
05	Harris,Kamera		0-0	0-0	1-2	0	0	0	2	1	0	0	0	1	9	
11	Kushkituah,Kasiyahna		0-0	0-0	2-4	0	1	1	4	2	0	0	3	0	6	
12	Burrell,Rae		2-9	0-3	1-2	2	4	6	1	5	0	2	1	0	21	
13	Massengill,Jazmine		2-6	0-1	0-0	2	7	9	2	4	3	2	5	2	30	
	Team					5	4	9				1				
	Totals		27-60	9-23	17-22	17	33	50	23	80	20	21	10	6	200	
1st - FG %:		7-18	38.9%	2nd: 6-15		40.0%	3rd: 9-16		56.3%	4th: 5-11		45.5%	Game: 27-60		45.0%	Deadball Rebounds 5
3FG %:		2-6	33.3%	1-7		14.3%	4-6		66.7%	2-4		50.0%	9-23		39.1%	
FT %:		6-6	100.0%	3-4		75.0%	2-2		100.0%	6-10		60.0%	17-22		77.3%	

Officials: Michael McConnell, Angel Stanton, Katie Lukanich
 Technical fouls: ETSU-None. Tennessee-None.
 Attendance: 8025

Score by periods	1st	2nd	3rd	4th	Total
ETSU	14	14	16	17	61
Tennessee	22	16	24	18	80

Points In Off 2nd Fast
 ETSU Paint T/O Chance Break Bench
 26 12 6 0 25
 UT 28 15 11 13 23

Last FG - ETSU 4th-00:21, UT 4th-04:59.
 Largest lead - ETSU None, UT by 23 4th-04:59.
 ETSU led for 00:00. UT led for 39:25. Game was tied for 00:14.

Score tied - 0 times.
 Lead changed - 0 times.

Official Basketball Box Score -- Game Totals -- Final Statistics
Murray St. vs Tennessee
12/28/18 7:02 p.m. at Knoxville, Tenn. (Thompson-Boling Arena)

Murray St. 77 • 4-7

#	Player		Total		3-Ptr	Rebounds					PF	TP	A TO Blk Stl				Min
			FG-FGA	FG-FGA	FT-FTA	Off	Def	Tot	A	TO			Blk	Stl			
14	Adebayo, Evelyn	f	10-19	1-3	7-7	1	4	5	2	28	1	2	0	3	37		
31	Crane, Brianna	f	4-4	0-0	4-4	3	5	8	0	12	1	3	0	0	22		
00	Griffith-Wallace, J.	g	5-14	3-9	1-2	0	0	0	1	14	1	4	0	0	35		
04	Mayes, Lex	g	3-11	1-8	4-5	0	0	0	3	11	3	5	0	1	33		
05	Turley, Macey	g	2-7	0-4	4-5	1	4	5	3	8	4	5	0	1	31		
01	Blackburn, Raegan		0-0	0-0	0-0	0	0	0	0	0	0	0	0	0	2		
02	Hill, Sadie		0-0	0-0	0-0	0	0	0	0	0	0	0	1	0	2		
11	Barrett, Paige		0-0	0-0	0-0	0	0	0	1	0	0	0	0	0	2		
20	Mack, Cekeya		1-3	0-0	0-0	0	2	2	3	2	0	0	0	1	15		
32	Burpo, Alexis		1-4	0-2	0-0	1	1	2	0	2	2	2	0	1	17		
33	Manley, Michaela		0-0	0-0	0-0	0	0	0	0	0	0	0	0	0	4		
Team						0	2	2									
Totals			26-62	5-26	20-23	6	18	24	13	77	12	21	1	7	200		
1st - Totals			5-15	33.3%													
2nd - Totals			5-14	35.7%													
3rd - Totals			8-15	53.3%													
4th - Totals			8-18	44.4%													
5th - Totals			5-5	100%													
6th - Totals			2-6	33.3%													
7th - Totals			2-23	8.7%													
8th - Totals			2-23	8.7%													
9th - Totals			2-23	8.7%													
10th - Totals			2-23	8.7%													
11th - Totals			2-23	8.7%													
12th - Totals			2-23	8.7%													
13th - Totals			2-23	8.7%													
14th - Totals			2-23	8.7%													
15th - Totals			2-23	8.7%													
16th - Totals			2-23	8.7%													
17th - Totals			2-23	8.7%													
18th - Totals			2-23	8.7%													
19th - Totals			2-23	8.7%													
20th - Totals			2-23	8.7%													
21st - Totals			2-23	8.7%													
22nd - Totals			2-23	8.7%													
23rd - Totals			2-23	8.7%													
24th - Totals			2-23	8.7%													
25th - Totals			2-23	8.7%													
26th - Totals			2-23	8.7%													
27th - Totals			2-23	8.7%													
28th - Totals			2-23	8.7%													
29th - Totals			2-23	8.7%													
30th - Totals			2-23	8.7%													
31st - Totals			2-23	8.7%													
32nd - Totals			2-23	8.7%													
33rd - Totals			2-23	8.7%													
34th - Totals			2-23	8.7%													
35th - Totals			2-23	8.7%													
36th - Totals			2-23	8.7%													
37th - Totals			2-23	8.7%													
38th - Totals			2-23	8.7%													
39th - Totals			2-23	8.7%													
40th - Totals			2-23	8.7%													
41st - Totals			2-23	8.7%													
42nd - Totals			2-23	8.7%													
43rd - Totals			2-23	8.7%													
44th - Totals			2-23	8.7%													
45th - Totals			2-23	8.7%													
46th - Totals			2-23	8.7%													
47th - Totals			2-23	8.7%													
48th - Totals			2-23	8.7%													
49th - Totals			2-23	8.7%													
50th - Totals			2-23	8.7%													
51st - Totals			2-23	8.7%													
52nd - Totals			2-23	8.7%													
53rd - Totals			2-23	8.7%													
54th - Totals			2-23	8.7%													
55th - Totals			2-23	8.7%													
56th - Totals			2-23	8.7%													
57th - Totals			2-23	8.7%													
58th - Totals			2-23	8.7%													
59th - Totals			2-23	8.7%													
60th - Totals			2-23	8.7%													
61st - Totals			2-23	8.7%													
62nd - Totals			2-23	8.7%													
63rd - Totals			2-23	8.7%													
64th - Totals			2-23	8.7%													
65th - Totals			2-23	8.7%													
66th - Totals			2-23	8.7%													
67th - Totals			2-23	8.7%													
68th - Totals			2-23	8.7%													
69th - Totals			2-23	8.7%													
70th - Totals			2-23	8.7%													
71st - Totals			2-23	8.7%													
72nd - Totals			2-23	8.7%													
73rd - Totals			2-23	8.7%													
74th - Totals			2-23	8.7%													
75th - Totals			2-23	8.7%													
76th - Totals			2-23	8.7%													
77th - Totals			2-23	8.7%													
78th - Totals			2-23	8.7%													
79th - Totals			2-23	8.7%													
80th - Totals			2-23	8.7%													
81st - Totals			2-23	8.7%													
82nd - Totals			2-23	8.7%													
83rd - Totals			2-23	8.7%													
84th - Totals			2-23	8.7%													
85th - Totals			2-23	8.7%													
86th - Totals			2-23	8.7%													
87th - Totals			2-23	8.7%													
88th - Totals			2-23	8.7%													
89th - Totals			2-23	8.7%													
90th - Totals			2-23	8.7%													
91st - Totals			2-23	8.7%													
92nd - Totals			2-23	8.7%													
93rd - Totals			2-23	8.7%													
94th - Totals			2-23	8.7%													
95th - Totals			2-23	8.7%													
96th - Totals			2-23	8.7%													
97th - Totals			2-23	8.7%													
98th - Totals			2-23	8.7%													
99th - Totals			2-23	8.7%													
100th - Totals			2-23	8.7%													
101st - Totals			2-23	8.7%													
102nd - Totals			2-23	8.7%													
103rd - Totals			2-23	8.7%													
104th - Totals			2-23	8.7%													
105th - Totals			2-23	8.7%													
106th - Totals			2-23	8.7%													
107th - Totals			2-23	8.7%													
108th - Totals			2-23	8.7%													
109th - Totals			2-23	8.7%													
110th - Totals			2-23	8.7%													
111st - Totals			2-23	8.7%													
112nd - Totals			2-23	8.7%													
113rd - Totals			2-23	8.7%													
114th - Totals			2-23	8.7%													
115th - Totals			2-23	8.7%													
116th - Totals			2-23	8.7%													
117th - Totals			2-23	8.7%													
118th - Totals			2-23	8.7%													
119th - Totals			2-23	8.7%													
120th - Totals			2-23	8.7%													
121st - Totals			2-23	8.7%													
122nd - Totals			2-23	8.7%													
123rd - Totals			2-23	8.7%													
124th - Totals			2-23	8.7%													
125th - Totals			2-23	8.7%													
126th - Totals			2-23	8.7%													
127th - Totals			2-23	8.7%													
128th - Totals			2-23	8.7%													
129th - Totals			2-23	8.7%													
130th - Totals			2-23	8.7%													
131st - Totals			2-23	8.7%													
132nd - Totals			2-23	8.7%													
133rd - Totals			2-23	8.7%													
134th - Totals			2-23	8.7%													
135th - Totals			2-23	8.7%													
136th - Totals			2-23	8.7%													
137th - Totals			2-23	8.7%													

2018-19 BOX SCORES

Official Basketball Box Score -- Game Totals -- Final Statistics
Tennessee vs Auburn
01/03/19 6:00 p.m. at Auburn Arena -- Auburn, Ala.
Tennessee 78 • 12-1, 1-0 SEC

#	Player	Total		3-Ptr		Rebounds			PF	TP	A TO Blk Stl				Min
		FG-FGA	FG-FGA	FT-FTA	Off Def Tot	PF	TP	A TO Blk Stl							
10	Jackson,Meme	f	8-13	5-8	6-6	1	2	3	2	27	1	5	0	0	39
15	Green,Cheridene	f	4-7	0-0	0-0	1	3	4	4	8	1	2	0	3	25
00	Davis,Rennia	g	8-11	1-1	6-7	3	11	14	2	23	3	6	1	2	37
02	Westbrook,Evin	g	2-7	1-3	2-3	0	2	2	1	7	6	2	0	1	33
14	Green,Zaay	g	4-7	0-2	2-2	3	5	8	3	10	7	3	2	1	26
04	Collins,Mimi		0-0	0-0	0-0	0	0	0	2	0	0	0	0	0	3
11	Kushkituah,Kasiyahna		0-0	0-0	0-3	1	2	3	2	0	2	1	1	1	15
12	Burrell,Rae		0-0	0-0	0-0	0	0	0	0	0	1	0	0	0	2
13	Massengill,Jazmine		1-5	0-1	1-2	1	1	2	2	3	0	2	0	1	20
Team					1	6	7								
Totals			27-50	7-15	17-23	11	32	43	18	78	18	23	4	9	200
1st - FG %:		7-14	50.0%	2nd: 5-11	45.5%	3rd: 9-14	64.3%	4th: 6-11	54.5%	Game: 27-50	54.0%	Deadball		Rebounds	
3FG %:		1-5	20.0%	3-4	75.0%	3-5	60.0%	2-7	28.6%	7-15	46.7%	2			
FT %:		2-4	50.0%	5-5	100.0%	2-2	100.0%	8-12	66.7%	17-23	73.9%	4,1			

Auburn 69 • 12-2, 0-1 SEC

#	Player	Total		3-Ptr		Rebounds			PF	TP	A TO Blk Stl				Min
		FG-FGA	FG-FGA	FT-FTA	Off Def Tot	PF	TP	A TO Blk Stl							
20	Thompson,Unique	f	8-15	0-0	3-4	7	5	12	2	19	2	1	1	2	36
24	Howard,Erin	f	4-8	3-7	0-0	3	1	4	3	11	0	0	0	1	33
00	Alexander,Daisa	g	4-17	2-8	3-4	0	2	2	4	13	3	3	0	3	33
23	Primm,Crystal	g	6-10	0-0	4-6	3	2	5	4	16	2	2	0	1	31
33	McKay,Janiah	g	2-11	1-3	5-6	1	0	1	2	10	2	3	0	2	30
01	Benton,Robyn		0-3	0-1	0-0	0	0	0	0	0	1	0	0	0	8
02	Moore,Brooke		0-4	0-3	0-0	0	1	1	0	0	0	0	0	0	11
03	Sanders,Erica		0-1	0-0	0-0	1	1	2	3	0	1	0	0	0	14
04	Jackson,Abigail		0-1	0-0	0-0	0	1	1	0	0	0	1	1	0	4
Team					1	0	1								
Totals			24-70	6-22	15-20	16	13	29	18	69	10	11	2	9	200
1st - FG %:		7-17	41.2%	2nd: 5-19	26.3%	3rd: 4-14	28.6%	4th: 8-20	40.0%	Game: 24-70	34.3%	Deadball		Rebounds	
3FG %:		1-3	33.3%	1-5	20.0%	2-7	28.6%	6-22	27.3%	10-11	90.9%	2			
FT %:		3-4	75.0%	6-8	75.0%	5-6	83.3%	1-2	50.0%	15-20	75.0%	2,1			

Officials: Scott Yarbrough, Angelica Suffren, Julie Krommenhoek
 Technical fouls: Tennessee-None. Auburn-None.
 Attendance: 2204

Score by periods	1st	2nd	3rd	4th	Total
Tennessee	17	18	23	20	78
Auburn	18	17	15	19	69

Last FG - UT 4th-02:33, AU 4th-01:01.
 Largest lead - UT by 9 4th-00:09, AU by 3 1st-09:14.
 UT led for 27:36. AU led for 06:23. Game was tied for 06:01.

Points	In	Off	2nd	Fast	Bench
UT	Paint	T/O	Chance	Break	
AU	32	13	14	12	3
	20	19	2	0	

Score tied - 8 times.
 Lead changed - 9 times.

Official Basketball Box Score -- Game Totals -- Final Statistics
Missouri vs Tennessee
01/06/19 2:02 p.m. at Knoxville, Tenn. (Thompson-Boling Arena)
Missouri 66 • 13-3 (2-0 SEC)

#	Player	Total		3-Ptr		Rebounds			PF	TP	A TO Blk Stl				Min
		FG-FGA	FG-FGA	FT-FTA	Off Def Tot	PF	TP	A TO Blk Stl							
13	Schuchts, Hannah	f	0-4	0-2	0-0	1	2	3	0	20	0	2	0	0	13
03	Cunningham, Sophie	g	6-12	3-5	5-6	0	6	6	3	20	6	6	1	1	34
05	Aldridge, Lauren	g	4-6	3-3	1-2	0	5	5	3	12	3	2	1	0	33
22	Roundtree, Jordan	g	0-1	0-1	2-0	0	1	1	0	2	2	0	0	0	13
23	Smith, Amber	g	3-8	0-3	1-2	1	7	8	4	7	1	5	0	2	25
02	Levy, Akira		1-3	0-1	0-0	1	0	1	3	2	1	1	0	2	12
11	Troup, Haley		5-7	4-6	2-2	0	1	1	0	16	1	0	0	0	29
21	Porter, Cierra		1-4	0-0	1-2	1	4	5	3	3	0	1	1	1	13
24	Chavis, Jordan		0-0	0-0	0-0	0	0	0	0	0	0	0	0	0	5
43	Tahane, Emmanuelle		1-2	0-0	0-0	0	0	0	1	2	0	0	0	1	14
37	Berg, Grace		1-2	0-1	0-0	0	0	0	0	2	0	1	0	1	9
Team					2	2	4								
Totals			22-49	10-22	12-16	6	28	34	17	66	14	19	3	8	200
1st - FG %:		4-13	30.8%	2nd: 5-13	38.5%	3rd: 8-11	72.7%	4th: 5-12	41.7%	Game: 22-49	44.9%	Deadball		Rebounds	
3FG %:		2-9	22.2%	2-4	50.0%	4-6	66.7%	2-3	66.7%	10-22	45.5%	2			
FT %:		0-0	0.0%	2-4	50.0%	4-4	100.0%	6-8	75.0%	12-16	75.0%				

Tennessee 64 • 12-2 (1-1 SEC)

#	Player	Total		3-Ptr		Rebounds			PF	TP	A TO Blk Stl				Min
		FG-FGA	FG-FGA	FT-FTA	Off Def Tot	PF	TP	A TO Blk Stl							
00	Davis,Rennia	f	6-12	2-3	2-2	2	7	9	3	16	0	2	0	3	39
15	Green,Cheridene	f	4-6	0-0	5-8	7	7	14	4	13	2	3	0	1	30
02	Westbrook,Evin	g	5-19	0-1	6-10	2	1	3	4	16	3	1	0	4	31
10	Jackson,Meme	g	0-9	0-3	2-2	0	1	1	3	2	1	1	0	2	31
14	Green,Zaay	g	4-9	2-5	1-1	1	3	4	3	11	1	3	0	0	35
04	Collins,Mimi		0-0	0-0	0-0	0	0	0	2	0	0	1	0	0	5
11	Kushkituah,Kasiyahna		0-0	0-0	0-0	0	2	2	0	0	0	2	0	0	3
12	Burrell,Rae		0-0	0-0	0-0	0	0	0	0	0	0	0	0	0	5
13	Massengill,Jazmine		3-8	0-1	0-1	2	2	4	0	6	0	1	1	0	21
Team					4	0	4								
Totals			22-63	4-13	16-24	18	23	41	19	64	7	14	1	10	200
1st - FG %:		5-13	38.5%	2nd: 5-15	33.3%	3rd: 5-14	35.7%	4th: 7-21	33.3%	Game: 22-63	34.9%	Deadball		Rebounds	
3FG %:		1-3	33.3%	1-5	20.0%	1-2	50.0%	1-3	33.3%	4-13	30.8%	3			
FT %:		0-0	0.0%	3-6	50.0%	10-12	83.3%	3-6	50.0%	16-24	66.7%	3			

Officials: Tina Napier, Mark Zentz, Pualani Spurlock
 Technical fouls: Missouri-None. Tennessee-None.
 Attendance: 9113

Score by periods	1st	2nd	3rd	4th	Total
Missouri	10	14	24	18	66
Tennessee	11	14	21	18	64

Last FG - MU-W 4th-02:02, UT 4th-01:28.
 Largest lead - MU-W by 5 4th-09:07, UT by 5 3rd-06:29.

Points	In	Off	2nd	Fast	Bench
MU-W	Paint	T/O	Chance	Break	
UT	24	13	3	2	25
	30	10	15	4	6

Score tied - 6 times.
 Lead changed - 13 times.

Official Basketball Box Score -- Game Totals -- Final Statistics
Kentucky vs Tennessee
01/10/19 7:02 p.m. at Knoxville, Tenn. (Thompson-Boling Arena)
Kentucky 73 • 15-2, 2-1 SEC

#	Player	Total		3-Ptr		Rebounds			PF	TP	A TO Blk Stl				Min
		FG-FTA	FG-FTA	FT-FTA	Off	Def	Tot								
03	McKinney, KeKe	f	0-4	0-3	0-0	4	1	5	1	0	2	2	0	1	27
14	Wyatt, Tatyana	f	1-2	0-1	0-0	0	2	2	4	2	0	1	1	0	19
04	Morris, Maci	g	10-16	4-6	3-6	2	1	3	5	27	0	3	1	3	31
10	Howard, Rhyné	g	3-8	0-1	0-0	4	1	5	5	6	1	3	0	1	14
24	Murray, Taylor	g	4-8	0-1	1-1	0	2	2	1	9	1	0	0	0	16
05	Green, Blair		1-1	0-0	0-0	0	1	1	0	2	1	1	0	1	12
12	Paschal, Amanda		1-8	0-1	2-3	0	3	3	2	4	2	2	0	2	30
21	Anyagallibo, Ogechi		6-7	0-0	1-3	0	3	3	4	13	0	0	0	1	24
32	Roper, Jaida		3-8	1-3	3-4	1	0	1	3	10	3	4	0	1	27
Team						3	4	7							
Totals			29-62	5-16	10-17	14	18	32	25	73	10	16	2	10	200
1st - FG %:		11-20	55.0%	2nd: 5-15	33.3%	3rd: 9-16	56.3%	4th: 1-1	36.4%	Game: 29-62				46.8%	Deadba
1st - FT %:		2-2	100.0%	0-3	0.0%	1-4	25.0%	6-10	60.0%	5-16				31.3%	Rebound
FT %:		2-2	100.0%	0-4	25.0%	1-1	100.0%	4-10	60.0%	10-17				58.8%	

2018-19 BOX SCORES

Official Basketball Box Score -- Game Totals -- Final Statistics
Tennessee vs Alabama
1/17/19 8 p.m. CT at Tuscaloosa, Ala. (Coleman Coliseum)

Tennessee 65 • 12-5, 1-4 SEC

#	Player	Total		3-Ptr		Rebounds			PF	TP	A	TO	Blk	Stl	Min
		FG-FGA	FT-FTA	FG-FGA	FT-FTA	Off	Def	Tot							
00	Davis,Rennia	r	0-5	0-2	0-0	1	4	5	1	0	1	3	0	2	19
10	Jackson,Meme	r	1-5	0-3	2-2	2	2	4	2	4	0	2	0	1	25
15	Green,Cheridene	r	2-3	0-0	0-1	1	0	1	2	4	0	0	0	0	11
02	Westbrook,Evin	g	8-20	3-8	0-0	2	3	5	4	19	5	2	0	1	36
14	Green,Zaay	g	6-18	1-6	1-2	3	8	11	3	14	2	2	1	0	34
04	Collins,Mimi		1-1	0-0	0-0	0	1	1	1	2	0	1	0	0	8
05	Harris,Kamera		0-0	0-0	0-0	0	0	0	0	0	0	0	0	0	3
11	Kushkituah,Kasiyahna		3-6	0-1	1-1	3	3	6	4	7	0	2	1	0	13
12	Burrell,Rae		5-17	0-2	2-2	3	4	7	1	12	0	1	1	0	32
13	Massengill,Jazmine		1-5	0-1	1-2	3	0	3	0	3	1	1	0	1	19
	Team					4	2	6							
Totals		27-80	4-23	7-10	22	27	49	18	65	9	14	3	5	200	
1st - FG %: 7-18 38.9% 2nd: 7-20 35.0% 3rd: 10-21 47.6% 4th: 3-21 14.3% Game: 27-80 33.8% Deadball															
3FG %: 1-4 25.0% 1-6 16.7% 1-4 25.0% 1-9 11.1% 4-23 17.4% Rebounds															
FT %: 3-5 60.0% 1-1 100.0% 0-0 0.0% 3-4 75.0% 7-10 70.0% 1															

Alabama 86 • 10-8, 2-3 SEC

#	Player	Total		3-Ptr		Rebounds			PF	TP	A	TO	Blk	Stl	Min
		FG-FGA	FT-FTA	FG-FGA	FT-FTA	Off	Def	Tot							
22	Copeland, Ariyah	r	8-12	0-0	0-1	3	6	9	0	16	0	0	3	0	27
40	Walker, Jasmine	r	5-11	3-5	1-2	2	7	9	1	14	0	4	0	0	38
01	Abrams, Megan	g	4-7	0-1	0-0	0	3	3	1	8	3	1	0	1	23
04	Johnson, Cierra	g	7-17	2-5	1-1	1	6	7	2	17	2	1	0	0	36
23	Wade, Shaquera	g	6-10	1-1	2-5	1	5	6	3	15	4	3	0	2	36
05	Barber, Hannah		1-4	1-3	0-0	0	2	2	0	3	4	1	0	1	14
12	Cruce, Allie Craig		0-0	0-0	0-0	0	0	0	1	0	0	0	0	0	2
24	Benjamin, De'Sha		0-2	0-1	2-2	0	2	2	0	2	2	1	0	0	11
25	Knight, Ashley		3-5	0-0	5-6	2	0	2	1	11	1	1	2	0	13
	Team					2	2	4							
Totals		34-68	7-16	11-17	11	33	44	9	86	16	12	5	4	200	
1st - FG %: 9-17 52.9% 2nd: 6-16 37.5% 3rd: 10-18 55.6% 4th: 9-17 52.9% Game: 34-68 50.0% Deadball															
3FG %: 3-6 50.0% 2-6 33.3% 0-1 0.0% 2-3 66.7% 7-16 43.8% Rebounds															
FT %: 1-2 50.0% 0-0 0.0% 4-4 100.0% 6-11 54.5% 11-17 64.7% 2															

Officials: Denise Brooks, Douglas Knight, Scott Yarbrough

Technical fouls: Tennessee-None. Alabama-None.

Attendance: 2392

Score by periods	1st	2nd	3rd	4th	Total
Tennessee	18	16	21	10	65
Alabama	22	14	24	26	86

	Points	In Paint	Off T/O	2nd Chance	Fast Break	Bench
UT	32	8	15	6	24	16
UA	40	15	14	6	16	

Last FG - UT 4th-00:08, UA 4th-00:25.












Largest lead - UT by 1 1st-05:41, UA by 24 4th-00:25.

UT led for 01:14. UA led for 37:24. Game was tied for 01:22.

Score tied - 1 time.

Lead changed - 6 times.

BROADCAST MEDIA SHEET / Previous game's starters indicated with orange numbers

	<div>0</div> <div>RENNIA DAVIS <i>reh-NYE-uh</i> So. • F • 6-2 • Jacksonville, Fla./Ribault H.S.</div> <table><tr><th>GP/GS</th><th>PPG</th><th>RPG</th><th>APG</th><th>SPG</th><th>FG%</th><th>FT%</th></tr><tr><td>18-19</td><td>16/16</td><td>13.8</td><td>8.4</td><td>1.3</td><td>1.6</td><td>.458</td><td>.837</td></tr><tr><td>Career</td><td>48/47</td><td>12.6</td><td>7.9</td><td>1.6</td><td>1.6</td><td>.474</td><td>.775</td></tr></table> <div>Career Highs Pts: 33 Reb: 14 Asst: 5 Stl: 4 Min: 40</div>	GP/GS	PPG	RPG	APG	SPG	FG%	FT%	18-19	16/16	13.8	8.4	1.3	1.6	.458	.837	Career	48/47	12.6	7.9	1.6	1.6	.474	.775	<ul style="list-style-type: none">Has the seventh-most career double-doubles by an active player in the SEC (13) and second-most by an underclassman.Is averaging 11.4 ppg and 9.8 rpg in SEC play.Recorded her fourth double-double of the season at Auburn with 23 points and a career-high tying 14 rebounds.Recorded a double-double against Stanford with 14 points, 10 rebounds and a pair of steals.Led UT in scoring (24), rebounding (9), steals (3) and free throws made (11) in Tennessee's win over Stetson.Named MVP of the Junkanoo Jam after averaging 15.5 points, 5.5 rebounds, 2.5 assists and 2.0 steals during the tournament.Named to Coaches and Media Preseason All-SEC First Team, the Cheryl Miller Award Preseason Watch List, the John R. Wooden Preseason Watch List and the Women's Citizen Naismith Trophy Preseason Watch List.
GP/GS	PPG	RPG	APG	SPG	FG%	FT%																			
18-19	16/16	13.8	8.4	1.3	1.6	.458	.837																		
Career	48/47	12.6	7.9	1.6	1.6	.474	.775																		
	<div>2</div> <div>EVINA WESTBROOK <i>ee-VEE-na</i> So. • G • 6-0 • Salem, Ore./South Salem H.S.</div> <table><tr><th>GP/GS</th><th>PPG</th><th>RPG</th><th>APG</th><th>SPG</th><th>FG%</th><th>FT%</th></tr><tr><td>18-19</td><td>17/17</td><td>16.4</td><td>3.6</td><td>5.2</td><td>1.7</td><td>.447</td><td>.670</td></tr><tr><td>Career</td><td>50/50</td><td>11.1</td><td>3.1</td><td>4.6</td><td>1.2</td><td>.416</td><td>.598</td></tr></table> <div>Career Highs Pts: 29 Reb: 6 Asst: 12 Stl: 7 Min: 42</div>	GP/GS	PPG	RPG	APG	SPG	FG%	FT%	18-19	17/17	16.4	3.6	5.2	1.7	.447	.670	Career	50/50	11.1	3.1	4.6	1.2	.416	.598	<ul style="list-style-type: none">Is the team's leading scorer, averaging 16.4 ppg and logging eight games with 20 or more points.Had four straight 20+ point performances leading up to ETSU, becoming the first Lady Vol to do so since Candace Parker (2007-08).Scored a career-high-tying 29 points against Stanford, recording her first career double-double with a season-high 10 assists.Named SEC Player of the Week after averaging 21.5 ppg, 5.0 apg, and 3.0 rpg in wins over Stetson and Texas.Named to Coaches Preseason All-SEC Second Team, the 2019 Nancy Lieberman Award Preseason Watch List and the the Women's Citizen Naismith Trophy Preseason Watch List.Averaged 8.4 points, 4.3 assists and 2.8 rebounds while starting all 33 games as a rookie.Had three or more assists in 26 games and scored 10+ points on 12 occasions as a freshman.
GP/GS	PPG	RPG	APG	SPG	FG%	FT%																			
18-19	17/17	16.4	3.6	5.2	1.7	.447	.670																		
Career	50/50	11.1	3.1	4.6	1.2	.416	.598																		
	<div>4</div> <div>MIMI COLLINS <i>ME-ME</i> Fr. • F • 6-3 • Waldorf, MD./Paul VI Catholic H.S. (Fairfax, Va.)</div> <table><tr><th>GP/GS</th><th>PPG</th><th>RPG</th><th>APG</th><th>SPG</th><th>FG%</th><th>FT%</th></tr><tr><td>18-19</td><td>17/0</td><td>5.1</td><td>3.5</td><td>0.2</td><td>0.4</td><td>.470</td><td>.676</td></tr><tr><td>Career</td><td>17/0</td><td>5.1</td><td>3.5</td><td>0.2</td><td>0.4</td><td>.470</td><td>.676</td></tr></table> <div>Career Highs Pts: 11 Reb: 10 Blk: 1 Stl: 3 Min: 20</div>	GP/GS	PPG	RPG	APG	SPG	FG%	FT%	18-19	17/0	5.1	3.5	0.2	0.4	.470	.676	Career	17/0	5.1	3.5	0.2	0.4	.470	.676	<ul style="list-style-type: none">Scored a career-high tying 11 points against Kentucky while adding four rebounds and a blocked shot.Tied her career high of 11 points and set a new career high of three steals against Murray State.Had five points, five rebounds and hit a 3-pointer late in the game against No. 12 Texas to help secure the win.Recorded a double-double in UT's exhibition win over Carson-Newman with 16 points and 10 rebounds.Participated in the 2018 U18 National Team Trials & 2016 U17 World Championship Team Trials with USA Basketball.Averaged 17.6 ppg., 10 rebounds and four blocks per game as a senior.Ranked No. 9 overall and the No. 3 forward in the 2018 Prospectsnation.com Elite 150.McDonald's All-American (2018), Naismith Player of the Year Top-Five Finalist (2018), Naismith All-America First Team (2018), Naismith All-America Honorable Mention (2017), VISAA Division I Player of the Year (2018).
GP/GS	PPG	RPG	APG	SPG	FG%	FT%																			
18-19	17/0	5.1	3.5	0.2	0.4	.470	.676																		
Career	17/0	5.1	3.5	0.2	0.4	.470	.676																		
	<div>5</div> <div>KAMERA HARRIS <i>CAM-er-uh</i> Jr. • C • 6-3 • Hampton, Ga./Dutchtown H.S.</div> <table><tr><th>GP/GS</th><th>PPG</th><th>RPG</th><th>SPG</th><th>BPG</th><th>FG%</th><th>FT%</th></tr><tr><td>18-19</td><td>10/0</td><td>0.8</td><td>1.5</td><td>0.4</td><td>0.2</td><td>.273</td><td>.500</td></tr><tr><td>Career</td><td>27/0</td><td>0.8</td><td>1.3</td><td>0.1</td><td>0.2</td><td>.300</td><td>.400</td></tr></table> <div>Career Highs Pts: 4 Reb: 4 Blk: 1 Asst: 1 Min: 19</div>	GP/GS	PPG	RPG	SPG	BPG	FG%	FT%	18-19	10/0	0.8	1.5	0.4	0.2	.273	.500	Career	27/0	0.8	1.3	0.1	0.2	.300	.400	<ul style="list-style-type: none">Has appeared in 10 games this season, logging one or more rebounds in seven of those and scoring in four.Tied her career high of four boards against Murray State while dishing out an assist and scoring one point.Played nine minutes against Texas, tallying a rebound, a steal and a blocked shot.Saw action in 10 games as a sophomore, scoring in three of them and grabbing a carom in seven contests.Played 12 minutes against Alabama State, scoring two points and blocking a shot.Collected two rebounds in 13 minutes of action against South Dakota.Majoring in recreation and sport management.Set a national single-game prep record for blocked shots in 2014 with 28 vs. Veterans High School in the first round of the state tournament, eclipsing the previous record of 25 held by Brittney Griner.
GP/GS	PPG	RPG	SPG	BPG	FG%	FT%																			
18-19	10/0	0.8	1.5	0.4	0.2	.273	.500																		
Career	27/0	0.8	1.3	0.1	0.2	.300	.400																		
	<div>10</div> <div>MEME JACKSON <i>ME-ME</i> Sr. • G/F • 5-11 • Murfreesboro, Tenn./Blackman H.S.</div> <table><tr><th>GP/GS</th><th>PPG</th><th>RPG</th><th>APG</th><th>SPG</th><th>FG%</th><th>FT%</th></tr><tr><td>18-19</td><td>17/17</td><td>12.5</td><td>3.3</td><td>2.3</td><td>1.9</td><td>.405</td><td>.808</td></tr><tr><td>Career</td><td>103/69</td><td>6.4</td><td>2.5</td><td>1.7</td><td>0.9</td><td>.371</td><td>.689</td></tr></table> <div>Career Highs Pts: 33 Reb: 10 Asst: 7 Stl: 6 Min: 42</div>	GP/GS	PPG	RPG	APG	SPG	FG%	FT%	18-19	17/17	12.5	3.3	2.3	1.9	.405	.808	Career	103/69	6.4	2.5	1.7	0.9	.371	.689	<ul style="list-style-type: none">Has made three or more treys in seven of 18 games this season and 4+ on four occasions.Led the team in assists (6) and steals (3) while scoring eight points against Kentucky.Knocked down five threes and was a perfect 6-of-6 from the line to finish with a team-high 27 points against Auburn.Dished out a season-high five assists against Murray St. while adding 11 points and four steals.Hit a career-high seven treys against ETSU, tying for fourth-most in a single game by a Lady Vol.Went four of nine from behind the arc and nine of 11 from the free-throw line en route to a career-high 33 points against No. 12 Texas.Named to Junkanoo Jam All-Tournament Team along with teammate Rennia Davis.Hit a team-high 50 treys on the season and was UT's leading three-point shooter on 19 occasions as a junior.
GP/GS	PPG	RPG	APG	SPG	FG%	FT%																			
18-19	17/17	12.5	3.3	2.3	1.9	.405	.808																		
Career	103/69	6.4	2.5	1.7	0.9	.371	.689																		
	<div>11</div> <div>KASIYAHNA KUSHKITUAH <i>CASS-ee-YAW-nuh kush-KITTA-wah</i> So. • C • 6-4 • Atlanta, Ga./St. Francis H.S.</div> <table><tr><th>GP/GS</th><th>PPG</th><th>RPG</th><th>BPG</th><th>SPG</th><th>FG%</th><th>FT%</th></tr><tr><td>18-19</td><td>14/5</td><td>5.4</td><td>3.8</td><td>0.9</td><td>0.3</td><td>.571</td><td>.367</td></tr><tr><td>Career</td><td>30/5</td><td>3.5</td><td>2.5</td><td>0.6</td><td>0.2</td><td>.592</td><td>.311</td></tr></table> <div>Career Highs Pts: 13 Reb: 13 Blk: 3 Stl: 2 Min: 26</div>	GP/GS	PPG	RPG	BPG	SPG	FG%	FT%	18-19	14/5	5.4	3.8	0.9	0.3	.571	.367	Career	30/5	3.5	2.5	0.6	0.2	.592	.311	<ul style="list-style-type: none">Tallied SEC-highs in points (7) and rebounds (6) against Alabama.Recorded the first double-double of her career against UAB with 13 points, 13 rebounds and two blocked shots.Netted a career-high 13 points against FAMU while also adding two rebounds, one steal and a blocked shot.Made her first career start against Presbyterian, tallying 10 points, seven rebounds, two blocks and an assist.Saw action in 16 games as a freshman, scoring in six and grabbing a rebound in nine.McDonald's All-American and WBCA and Naismith Honorable Mention All-American in high school.God-uncle Shareef Abdur-Rahim is a retired NBA player who was a 2000 U.S. Olympic gold medalist and 2002 NBA All-Star.
GP/GS	PPG	RPG	BPG	SPG	FG%	FT%																			
18-19	14/5	5.4	3.8	0.9	0.3	.571	.367																		
Career	30/5	3.5	2.5	0.6	0.2	.592	.311																		
	<div>12</div> <div>RAE BURRELL <i>burr-ELL</i> Fr. • G/F • 6-1 • Las Vegas, Nev./Liberty H.S.</div> <table><tr><th>GP/GS</th><th>PPG</th><th>RPG</th><th>APG</th><th>SPG</th><th>FG%</th><th>FT%</th></tr><tr><td>18-19</td><td>17/0</td><td>5.2</td><td>3.6</td><td>0.4</td><td>0.3</td><td>.355</td><td>.586</td></tr><tr><td>Career</td><td>17/0</td><td>5.2</td><td>3.6</td><td>0.4</td><td>0.3</td><td>.355</td><td>.586</td></tr></table> <div>Career Highs Pts: 14 Reb: 8 Asst: 2 Stl: 1 Min: 32</div>	GP/GS	PPG	RPG	APG	SPG	FG%	FT%	18-19	17/0	5.2	3.6	0.4	0.3	.355	.586	Career	17/0	5.2	3.6	0.4	0.3	.355	.586	<ul style="list-style-type: none">Set new SEC highs of 12 points, seven rebounds and 32 minutes played against Alabama.Tallied 11 points, six rebounds, two assists and a steal against Murray State.Ranked No. 43 overall and No. 8 wing in the 2018 HoopGurlz espnW Top 100.McDonald's All-American Game nominee (2018)Averaged 14.9 ppg., 7.9 rpg., 2.5 spg., 2.5 apg. and 1.0 bpg. as a senior.Mom (Ann) played basketball at the University of Nevada, Reno, where she averaged 10.6 rebounds per game one season and yanked down a school record 25 in a single game.Dad was a track & field All-American in the long jump at Nevada-Reno.
GP/GS	PPG	RPG	APG	SPG	FG%	FT%																			
18-19	17/0	5.2	3.6	0.4	0.3	.355	.586																		
Career	17/0	5.2	3.6	0.4	0.3	.355	.586																		
	<div>13</div> <div>JAZMINE MASSENGILL Fr. • G • 6-0 • Chattanooga, Tenn./Hamilton Heights Christian Academy</div> <table><tr><th>GP/GS</th><th>PPG</th><th>RPG</th><th>APG</th><th>SPG</th><th>FG%</th><th>FT%</th></tr><tr><td>18-19</td><td>17/0</td><td>3.5</td><td>3.8</td><td>1.6</td><td>1.2</td><td>.342</td><td>.375</td></tr><tr><td>Career</td><td>17/0</td><td>3.5</td><td>3.8</td><td>1.6</td><td>1.2</td><td>.342</td><td>.375</td></tr></table> <div>Career Highs Pts: 10 Reb: 9 Asst: 8 Stl: 4 Min: 30</div>	GP/GS	PPG	RPG	APG	SPG	FG%	FT%	18-19	17/0	3.5	3.8	1.6	1.2	.342	.375	Career	17/0	3.5	3.8	1.6	1.2	.342	.375	<ul style="list-style-type: none">Set career highs in points (10), assists (8) and 3-pointers made (2) against Murray State.Participated in the 2018 USA Basketball U18 National Team Trials.Ranked No. 11 overall and the No. 3 point guard in the 2018 Prospectsnation.com Elite 150.Ranked No. 25 overall and the No. 6 point guard in the HoopGurlz espnW Top 100.McDonald's All-American (2018) NACA Sports First-Team All-American (2018), NACA All-Tournament Team (2015, 2016, 2018), MaxPreps Third-Team All-American (2018), Naismith All-America Honorable Mention (2017), Played in Jordan Brand Classic (2018).Senior year numbers included 11.9 ppg., 6.7 apg., 5.4 rpg. and 2.4 spg.
GP/GS	PPG	RPG	APG	SPG	FG%	FT%																			
18-19	17/0	3.5	3.8	1.6	1.2	.342	.375																		
Career	17/0	3.5	3.8	1.6	1.2	.342	.375																		
	<div>14</div> <div>ZAAY GREEN <i>ZAY</i> Fr. • G • 6-0 • Duncanville, Texas/Duncanville H.S.</div> <table><tr><th>GP/GS</th><th>PPG</th><th>RPG</th><th>APG</th><th>SPG</th><th>FG%</th><th>FT%</th></tr><tr><td>18-19</td><td>17/11</td><td>9.8</td><td>4.1</td><td>2.2</td><td>1.2</td><td>.358</td><td>.719</td></tr><tr><td>Career</td><td>17/11</td><td>9.8</td><td>4.1</td><td>2.2</td><td>1.2</td><td>.358</td><td>.719</td></tr></table> <div>Career Highs Pts: 17 Reb: 11 Asst: 7 Stl: 5 Min: 33</div>	GP/GS	PPG	RPG	APG	SPG	FG%	FT%	18-19	17/11	9.8	4.1	2.2	1.2	.358	.719	Career	17/11	9.8	4.1	2.2	1.2	.358	.719	<ul style="list-style-type: none">Is averaging 10.2 ppg, 5.6 rpg and 2.2 apg in SEC play.Recorded her first career double-double with 14 points and 11 rebounds against Alabama, setting new SEC and career highs, respectively.Upped her career-highs in rebounds (8) and assists (7) for the second straight game against Auburn while adding 10 points.Named SEC Freshman of the Week after tallying a career-high 17 points, five rebounds and two assists against OSU.Participated in the 2018 U18 National Team Trials & 2016 U17 World Championship Team Trials with USA Basketball.Ranked No. 10 overall and the No. 2 guard in the HoopGurlz espnW Top 100.McDonald's All-American (2018) & Naismith All-America Third-Team (2018).Played at Duncanville (Texas) H.S., the same alma mater as Lady Vol legend Tamika Catchings.
GP/GS	PPG	RPG	APG	SPG	FG%	FT%																			
18-19	17/11	9.8	4.1	2.2	1.2	.358	.719																		
Career	17/11	9.8	4.1	2.2	1.2	.358	.719																		
	<div>15</div> <div>CHERIDENE GREEN <i>SHARE-ih-dean</i> Sr. • F • 6-3 • London, England/ASA College</div> <table><tr><th>GP/GS</th><th>PPG</th><th>RPG</th><th>BPG</th><th>SPG</th><th>FG%</th><th>FT%</th></tr><tr><td>18-19</td><td>17/17</td><td>8.0</td><td>6.7</td><td>0.4</td><td>1.0</td><td>.545</td><td>.650</td></tr><tr><td>Career</td><td>50/17</td><td>5.4</td><td>4.7</td><td>0.4</td><td>0.8</td><td>.547</td><td>.656</td></tr></table> <div>Career Highs Pts: 17 Reb: 15 Asst: 4 Blk: 3 Min: 25</div>	GP/GS	PPG	RPG	BPG	SPG	FG%	FT%	18-19	17/17	8.0	6.7	0.4	1.0	.545	.650	Career	50/17	5.4	4.7	0.4	0.8	.547	.656	<ul style="list-style-type: none">Is averaging 8.8 rpg and 7.8 ppg in SEC play.Set new career highs in rebounds (15) and assists (4) against Kentucky while adding eight points.Recorded the fourth double-double of her career against Missouri with 13 points and a career-high 14 rebounds.Tied her career-highs in both rebounds (13) and assists (3) against OSU while adding three steals and six points.Netted 11 points and grabbed a team-high eight rebounds against Clemson.Recorded her third career double-double against Presbyterian, logging 13 points, 11 rebounds, three blocks and three steals.Saw action in every game during the 2017-18 season, scoring in double figures five times and pulling down double-digit rebounds in three games.
GP/GS	PPG	RPG	BPG	SPG	FG%	FT%																			
18-19	17/17	8.0	6.7	0.4	1.0	.545	.650																		
Career	50/17	5.4	4.7	0.4	0.8	.547	.656																		
	<div>21</div> <div>LOU BROWN RS-Sr. • F • 6-3 • Melbourne, Australia/Washington St.</div> <table><tr><th>GP/GS</th><th>PPG</th><th>RPG</th><th>APG</th><th>SPG</th><th>FG%</th><th>FT%</th></tr><tr><td>18-19</td><td>--</td><td>--</td><td>--</td><td>--</td><td>--</td><td>--</td><td>--</td></tr><tr><td>*Career</td><td>123/89</td><td>11.4</td><td>5.7</td><td>1.7</td><td>1.1</td><td>.363</td><td>.781</td></tr></table> <div>*Career Highs Pts: 16 Reb: 16 Asst: 6 Stl: 4 Min: 32</div>	GP/GS	PPG	RPG	APG	SPG	FG%	FT%	18-19	--	--	--	--	--	--	--	*Career	123/89	11.4	5.7	1.7	1.1	.363	.781	<ul style="list-style-type: none">Will sit out this season to rehab an ACL injury suffered during preseason practice in October.Brought maturity to the team and will still provide leadership from the bench in 2018-19.Started 71 of 95 games during her career at Washington State.Averaged 5.6 points, 5.6 rebounds in Pullman, including 6.4 and 6.0 as a redshirt junior.Tallied 529 points, 167 rebounds, 106 assists, 88 steals and 66 blocks as a Cougar.Hit 80 three-pointers in 245 attempts for 32.7 percent, including 29 treys in 2017-18.Is Tennessee's second-ever international player (Cheridene Green), second graduate transfer (Schaquilla Nunn) and first Lady Vol from Australia.
GP/GS	PPG	RPG	APG	SPG	FG%	FT%																			
18-19	--	--	--	--	--	--	--																		
*Career	123/89	11.4	5.7	1.7	1.1	.363	.781																		

*at Washington State University