

2018-19 TEXAS A&M MEN'S BASKETBALL

GAME 26 | at ARKANSAS | SATURDAY, FEB. 23, 2019

GAME TIME: 7:30 PM CT | SITE: BUD WALTON ARENA - FAYETTEVILLE, ARK. | TV: SEC NETWORK



Texas A&M Athletic Communications • www.12thMan.com

Men's Basketball Contact: Rachel Perreault / E-Mail: rperreault@athletics.tamu.edu / O: (979) 862-5453 / C: (603) 767-6492

MEDIA COVERAGE

TELEVISION.....SEC Network

Dave NealPlay-by-Play
Daymeon Fishback.....Commentary

RADIO.....Texas A&M Radio Network/1620 AM

Andrew MonacoPlay-by-Play
John ThorntonCommentary

SIRIUSXM RADIO.....Sirius: 135/XM: 190/Internet: 961

LIVE STATS.....tamu.statbroadcast.com

RESULTS/SCHEDULE

N 7	SAVANNAH STATE (SEC NTK +)	W, 98-83
N 9	UC IRVINE (SEC NTK +)	L, 73-74
N15	at #3 Gonzaga (ESPN2)	L, 71-94
N 18	vs. Minnesota (ESPN2)	L, 64-69
N 20	vs. Washington (ESPN2)	L, 67-71
N 23	SOUTH ALABAMA (SEC NTK +)	W, 74-62
D 3	NORTHWESTERN STATE (SEC NTK)	W, 80-59
D 8	BOSTON COLLEGE (SEC NTK)	Cancelled
D15	vs. Oregon State (Pac-12 NTK)	W, 67-64
D 19	VALPO (SEC NTK +)	W, 71-49
D 22	MARSHALL (SEC NTK +)	W, 92-68
D29	TEXAS SOUTHERN (SEC NTK +)	L, 73-88
J 5	* ARKANSAS (SEC NTK)	L, 71-73
J 8	* at #18 Kentucky (SEC NTK)	L, 74-85
J 12	* at Alabama (SEC NTK)	W, 81-80
J 16	* #14 AUBURN (ESPN1)	L, 66-85
J 19	* MISSOURI (SEC NTK)	L, 43-66
J 22	* at Florida (SEC NTK)	L, 72-81
J 26	* KANSAS STATE (ESPN)	W, 65-53
J 30	* #19 LSU (ESPN2)	L, 57-72
F 2	* #1 TENNESSEE (ESPN)	L, 76-93
F 6	* at Ole Miss (SEC NTK)	L, 71-75
F 9	* at Missouri (SEC NTK)	W, 68-59
F 12	* GEORGIA (SEC NTK)	W, 73-54
F 16	* at South Carolina (SEC NTK)	L, 77-86
F 19	* ALABAMA (SEC NTK)	W, 65-56
F 23	* at Arkansas (SEC NTK)	7:30 PM
F 26	* at LSU (ESPN2)	8 PM
M 2	* VANDERBILT (SEC NTK)	5 PM
M 5	* SOUTH CAROLINA (SEC NTK)	6 PM
M 9	* at Mississippi State (ESPN/ESPN2)	1 PM
M 13-17	SEC Tournament	

* - SEC Game / 1 - Big 12/SEC Challenge /

^ - Vancouver Showcase (Vancouver, B.C.) / & - Dam City Classic (Portland, Ore.)

All Times Central

SOCIAL MEDIA

TWITTER.....@AggieMBK

INSTAGRAM.....AggieMBK

FACEBOOK.....Facebook.com/AggieMBK

#GigEm



ARKANSAS RAZORBACKS

Record	14-12, 5-8 SEC
Ranking	NR
Streak	Lost 4
Last 5/Last 10	1-5/4-6
Neutral Sites	1-1
Last Game	Feb. 20 Auburn 79, Arkansas 56

Head Coach	Mike Anderson (Tulsa '82)
Overall Record	365-196 (17 th Season)
at Arkansas	111-98 (8 th Season)
vs. Texas A&M	7-10

PREVIOUS GAME STARTERS

1	SAVION FLAGG	GP/GS	PTS	REB	AST	MINS
	G • 6-7 • 217 • So	25/25	12.4	7.6	2.4	34.2
	Alvin, Texas/Alvin					

> Led the Aggies for the second straight game with 18 and nine
>> Knocked down a career-high six threes at South Carolina

11	WENDELL MITCHELL	GP/GS	PTS	REB	AST	MINS
	G • 6-3 • 185 • Jr	22/17	13.1	4.4	2.3	29.9
	Rockdale, Texas/Trinity Valley CC					

> Helped lead the way with 18 points, 9 in the final four mins against Alabama
> Has scored at least 18 points in five of the last six games

12	CHRIS COLLINS	GP/GS	PTS	REB	AST	MINS
	G • 6-3 • 181 • Sr	18/6	0.7	1.3	1.0	12.4
	Friendswood, Texas/Friendswood					

> Grabbed two rebounds in the win over Alabama
>> Helped lead the way with four assists at Ole Miss

13	BRANDON MAHAN	GP/GS	PTS	REB	AST	MINS
	G • 6-5 • 200 • So	25/16	6.6	3.0	0.8	23.5
	Birmingham, Ala./Chipola College					

> Added six points in the win over Alabama
>> Leads the team shooting 39.4-percent from three this season

21	CHRISTIAN MEKOWULU	GP/GS	PTS	REB	BLK	MINS
	F • 6-8 • 245 • Gr	25/25	8.0	5.9	0.9	20.9
	Lagos, Nigeria/Tennessee State					

> Grabbed eight rebounds in the win over Alabama
>> Was the first Aggie this season with consecutive double-doubles

TOP RESERVES

No.	Name	Cl	Pos	Ht	Wt	GP/GS	Pts	Reb	Min
2	TJ Starks	So	G	6-2	196	25/18	12.7	2.4	28.1

> Added 16 points and three steals at South Carolina

32	Josh Nebo	Jr	F	6-9	244	23/1	8.3	5.8	19.9
----	-----------	----	---	-----	-----	------	-----	-----	------

> Returned from injury at South Carolina, had four blocks



TEXAS A&M AGGIES

Record	11-14, 4-9 SEC
Ranking	NR
Streak	Won 1
Last 5/Last 10	3-2/4-6
Neutral Sites	1-2
Last Game	Feb. 19 Texas A&M 65, Alabama 56

Head Coach	Billy Kennedy (Southeastern Louisiana '86)
Overall Record	359-291 (21 st Season)
at Texas A&M	148-112 (8 th Season)
vs. Arkansas	4-8

TEXAS A&M QUICK HITS

• **Savion Flagg** sparked a pair of A&M comebacks, including a 13-2 run between halves to help lead the Aggies past Alabama with 18 points.

• **Wendell Mitchell** also added 18 points in the win over Alabama to lead the team in scoring for the eighth time this season.

• **Mitchell** has come into his own in SEC play, leading the Aggies with 15.1 ppg and 23 steals (1.2 spg).

• **Jay Jay Chandler** gave the Aggies a spark off the bench against Alabama, draining the go-ahead three with under seven to play to give A&M a lead it would never lose.

• The Aggies' win over Alabama marks the first time in the series A&M has topped the Crimson Tide twice in a single season.

• A&M, down 30-24 at the half, outscored Alabama 41-26 in the second half to earn its fourth win of the year after trailing at the break.

• **TJ Starks** has given the Aggies a spark off the bench, scoring 15-plus points in three of the last four games.

• **Josh Nebo's** 57 blocks on the year are more than double any other Aggie's total and good for second in the SEC (2.5), 14th in the nation.

HEAD COACH BILLY KENNEDY



2016 SEC Coach of the Year & USBWA District VII Coach of the Year Billy Kennedy is in his eighth season as the head coach of the Aggie basketball program. His teams have won five conference titles and made eight trips to the postseason.

THE KENNEDY FILE

BORNFebruary 2, 1964
HOMETOWN Metairie, Louisiana
WIFE the former Mary Ethredge
CHILDRENWill, Lexie, Brooks, Anna Cate
HIGH SCHOOLHoly Cross High School, 1982
COLLEGESoutheastern Louisiana University
 (B.A. in Social Studies Education, 1986)

HEAD COACHING RECORD

CENTENARY (2 years)	24-34
1997-98	10-20
1998-99	14-14
SOUTHEASTERN LOUISIANA (6 years)	80-92
1999-00	10-17
2000-01	8-21
2001-02	7-20
2002-03	11-16
2003-04	20-9 SLC Champs
2004-05	24-9 SLC Champs/NCAA (1 st Rd)
MURRAY STATE (5 years)	107-53
2006-07	16-14
2007-08	18-13
2008-09	19-12
2009-10	31-5 OVC Champs/NCAA (2 nd Rd)
2010-11	23-9 OVC Champs/NIT
TEXAS A&M (8th year)	148-112
2011-12	14-18
2012-13	18-15
2013-14	18-16 CBI (Quarterfinals)
2014-15	21-12 NIT (2 nd Round)
2015-16	28-9 SEC Co-Champs/NCAA (Sweet 16)
2016-17	16-15
2017-18	22-13 NCAA (Sweet 16)
2018-19	11-14
TOTAL (21st year)	359-291

KENNEDY NOTABLES

- 2016 SEC Coach of the Year, USBWA District VII Coach of the Year & NABC District 21 Coach of the Year after leading the Aggies to a school record 28 victories and a trip to the Sweet 16
- His teams have averaged over 20 wins over his last 13 seasons as a head coach, earning five league titles and making eight trips to the post-season (5 NCAA, 2 NIT, 1 CBI)
- Led team to 54 wins, two league titles and two trips to postseason in his final seasons at Murray State
- His 13th-seeded Racers knocked off No. 4-seed Vanderbilt in the 2010 NCAA Tournament, and came within two points of taking down eventual national finalist Butler
- Named NABC District 19 Coach of the Year and a finalist for the Skip Prosser and Hugh Durham awards following the 2009-10 season
- Was an assistant on the 1990-91 Texas A&M team under Kermit Davis, Jr.
- FCA's John Lotz "Barnabas" Award winner at the 2011 NCAA Final Four

SEC ACTION

- The Aggies are in their seventh season as a member of the SEC. A&M is 3-4 all-time in SEC openers and 70-61 in league play.
- Five of the nine Aggies that saw the court in the team's league opener against Arkansas made their SEC debuts.
- On Jan. 12, 2019, A&M earned its first win in Tuscaloosa as a member of the SEC. Florida and Arkansas remain as the only places the Aggies have yet to earn road wins as a member of the SEC.
- Sophomore TJ Starks returns the most experience in SEC play, after he started the last ten games of conference play last season and was eventually named to the All-Freshman team. He was also named to the SEC Preseason Second Team by the league's coaches.

DOUBLE UP

- Graduate student Christian Mekowulu made it back-to-back double-doubles in the Georgia and Missouri games. This is the first time an Aggie has had a double-double consecutive games this season.
- Mekowulu put up 15 points and brought down 10 rebounds to help the Aggies knock off Missouri before grabbing a season-high 15 rebounds and adding 15 points in the win over Georgia.
- Mekowulu is one of three Aggies to record a double-double this season (Flagg, 3; Nebo, 3).

CLEAN PLAY

- The Aggies committed single-digit turnovers for the third time this season as they finished the Georgia game with just seven mishaps.
- A&M had just three turnovers in the win at Alabama, marking the fewest the Aggies have committed in a single game in the Billy Kennedy era. The previous low was four in 2017-18 and 2016-17.
- The last time A&M had five-or-fewer turnovers in a game was against Missouri in 2018 when the team committed just four.

TWO FOR 20

- Two Aggies reached the 20-point mark in the same game for the fifth time this season as sophomore Savion Flagg led the way with 24 points and junior JUCO transfer Wendell Mitchell added 20 points at South Carolina.
- Flagg knocked down a career-high six threes in the battle with the Gamecocks, while Mitchell used a 16-point first half to help lead the way.
- Mitchell and sophomore Brandon Mahan added 23 and 20 points, respectively at Ole Miss.
- Mahan went 6-of-7 from beyond the arc to match his season best against the Rebels, while Mitchell put together a complete game to lead the Aggies for the sixth time this season.
- Against then-No. 14 Auburn, Flagg knocked down a career-high four threes to reach 20-plus points for the fourth time this season, while Mitchell went off for 16 of his 22 in the first half, and finished 9-of-10 from the free throw line against the Tigers.
- A&M started conference play seeing two Aggies score 20-plus points in the same game for the second time this season, as Flagg and classmate TJ Starks led the team in the opener.
- Flagg recorded his second double-double of the season, finishing with 20 points and 15 boards, while Starks matched his career high with 23 points, 17 coming in the second half.
- The first time two Aggies put up 20 points in the same game was when Mahan and graduate student Christian Mekowulu set season highs with 20 points apiece in the win over Valpo.
- Mahan knocked down four of his seven attempts from beyond the arc in the game, while Mekowulu went 8-for-9 from the field.

BACK-TO-BACK FROM BEYOND THE ARC

- The Aggies knocked down double-digit threes in back-to-back games for the first time this season after hitting a season-high 12 against Tennessee, and tallying 11 the next time out at Ole Miss.
- Sophomore Brandon Mahan helped lead the charge, shooting 90.0-percent from beyond the arc through the two games (10-11).
- A&M also shot a season-best 47.8-percent from range against the Rebels (11-23).

HOT WEEK FOR MITCHELL

- Junior JUCO transfer Wendell Mitchell averaged 23.5 points and 4.0 steals, shooting 73.3-percent from beyond the arc through two games, after entering the week of Jan. 20 averaging 10.1 points, shooting 32-percent from three.
- Mitchell went off for 25 points at Florida, draining seven threes on nine attempts in the game. He scored 17 of his total in the first half.
- He followed up the impressive performance with a 22-point game against Kansas State, all coming in the second half, to finish one point shy of outscoring the Wildcats on his own (23) in the period.

MITCHELL RAINS FROM THREE

- Junior JUCO transfer Wendell Mitchell's seven threes at Florida matched the second-most by an Aggie in a single game in program history. He went 5-for-5 from beyond the arc in the first half, which matched his previous season high from range.
- Mitchell finished with a season-best 25 points, landing 17 of those points in the first half.
- Prior to the Florida game, Mitchell dominated from beyond the arc when he led the Aggies against Texas Southern, finishing with 21 points, 18 coming in the second half.
- Mitchell knocked down five threes in the game on eight attempts, shooting 62.5-percent from beyond the arc against the Tigers.

STRONG FINISH AT ALABAMA

- The Aggies came back from an 11-point deficit at halftime to pick up their first SEC road win of the year as sophomore TJ Starks knocked down a three at the buzzer for the one-point victory.
- Junior Josh Nebo had one of his most dominant performances, going 10-for-12 from the field en-route to a 21-point game, adding seven rebounds and four blocks.
- Sophomore Savion Flagg made a pair of free throws with four seconds on the clock to make it a one-point game and keep the Aggies in the game. He finished with 16 points, 14 coming in the second half.

AGGIES ADD FOUR IN 2019 SIGNING CLASS

- Texas A&M has added four newcomers as Kobe Brown, Chris Harris, Jr., Tyreek Smith and Sahvir Wheeler signed National Letters of Intent and will join the Aggies next season.
- Brown is a Huntsville, Ala., native in his senior year at Lee High School. Coached by his father, Greg Brown, the 6-7, 200-pound forward is the No. 79 overall player on ESPN's Top 100 list and the No. 3 prospect in the state of Alabama.
- Harris is in his fourth year at top-25 South Garland High School. The Garland, Texas native is a four-star recruit and ranked No. 90 overall by Rivals. Harris, a 6-3, 189-pound guard, averaged 19.1 points per game as a junior.
- Smith, a 6-9, 205-pound forward, helped his Trinity Christian School team to a state title game appearance as a junior, averaging 20.8 points and 12.9 rebounds. The Baton Rouge, La., native is a four-star recruit according to Rivals and 247sports, slated as the No. 91 overall prospect.
- Wheeler has been tabbed as the No. 75 player on ESPN's Top 100 and the No. 8 prospect in the state of Texas. The 5-9, 175-pound guard helped his Houston Christian High School team win the SPC state championship as a junior and was named to the NBPA Top 100 Camp All-Star team.

NEBO PROTECTING THE RIM

- Junior transfer Josh Nebo has been a force around the rim for the Aggies all season. He set an A&M career high with seven blocks against South Alabama after entering the game with nine on the year.
- Nebo is currently second in the SEC averaging 2.5 blocks per game, 14th in the nation.

MEKOWULU ROLLING INTO CONFERENCE PLAY

- Graduate student Christian Mekowulu had a strong finish to non-conference play, averaging 16.0 points and 5.0 rebounds over the last three games before league play.
- Mekowulu led the Aggies in scoring in back-to-back games, putting up a season-high 20 points against Valpo, shooting 88.9-percent from the field. He followed it up with a 17-point performance against Marshall.
- The upperclassman scored in double figures in five of the last seven games of non-conference play, after reaching double digits just once in the team's first five games.

BALANCED ATTACK

- Without its returning leading scorer and experienced senior Admon Gilder to start the season, Texas A&M was in search of its leader on the offensive end of the floor.
- Through the 11-game non-conference portion of the schedule, A&M saw seven different players lead the team in scoring.
- Sophomore Savion Flagg led all other Aggies as he paced the team on three of those occasions.
- Redshirt freshman John Walker III is the only Aggie in the team's usual eight-man rotation that has yet to lead the team in scoring.

BIGS SPARK AGGIES AGAINST MARSHALL

- Graduate student Christian Mekowulu and junior Josh Nebo had impressive performances to help lift the Aggies past Marshall.
- Mekowulu came alive in the second half to score 11 of his team-best 17 points. This was the second straight game he led the team in scoring.
- Nebo was a perfect 7-for-7 from the field and 2-for-2 from the line on the night, his third perfect shooting game of the season. He gave A&M a spark in the first half, with 10 points and six boards, finishing with 16 and eight.
- Redshirt freshman John Walker III added nine points and a season-best eight rebounds off the bench in the victory.

REED ARENA SUCCESS

- The Aggies are in their 21st season at Reed Arena. They boast a 257-92 (.736) all-time record in their current home venue. They were 41-41 in the first six years at Reed and are 215-50 (.811) since.
- In the last five seasons, Texas A&M is 77-22 (.777) on its home floor.
- The Aggies have won 172 of their last 200 home games against unranked opponents.
- Texas A&M went 7-0 in non-conference games at Reed Arena last season, and is 158-16 all-time (.907) since hosting its first basketball game in 1998.

TEXAS A&M AT REED ARENA UNDER BILLY KENNEDY

Season	Home Record	Winning %
2011-12	11-7	.611
2012-13	12-6	.667
2013-14	17-3	.850
2014-15	14-4	.778
2015-16	17-1	.944
2016-17	11-5	.688
2017-18	12-3	.800
2018-19	8-7	.533
Totals	102-36	.739

AGGIES MATCH BLOCKS RECORD

- The Aggies got up for 12 blocks in the win over Northwestern State on Dec. 3, matching the program's single-game record which was set against Mississippi State on Nov. 11, 2013.
- Savion Flagg and Josh Nebo led the defensive attack with three swats each.



SERIES HISTORY: ARKANSAS

Arkansas Leads 102-56

A&M streak: Lost 2

- Saturday will be the 13th SEC contest between the Aggies & Razorbacks ... The two schools shared a spot in the Southwest Conference from 1915 until 1991 when the Razorbacks joined the SEC.
- A&M opened SEC play against the Razorbacks earlier this season ... The game saw 11 ties and 16 lead changes as Arkansas was able to claim a 73-71 win.
- The two schools have faced off 158 previous times on the hardwood during the series, which dates back to the 1923-24 season ... Arkansas stands out as the sixth-most common opponent in A&M MBB history.
- A&M's Billy Kennedy is 4-8 all-time as a head coach against the Razorbacks ... His lone meeting against Arkansas prior to his tenure at A&M came during the 1997-98 season while the head coach at Centenary ... The Gents fell in Fayetteville, 61-48.

SERIES RECORD

In College Station:	A&M leads 32-22
At Reed Arena:	A&M leads 4-2
In Fayetteville:	Arkansas leads 39-10
At Bud Walton Arena:	Arkansas leads 5-0
At Neutral Sites:	Arkansas leads 6-4
Since A&M joined the SEC (*12-13):	Arkansas leads 7-4
Largest A&M Win:	26 (108-82, 2/10/73)
Billy Kennedy vs Arkansas:	4-8
Mike Anderson vs Texas A&M:	7-10

MOST RECENT 10 MEETINGS (ARKANSAS LEADS 7-3)

DATE	AM/OP RK	SITE	SCORE
2013 M9		Fayetteville	L, 62-73
2014 J8		College Station	W, 69-53
2015 F24	- / 18	Fayetteville	L, 75-81
2016 J8	20 / -	College Station	W, 92-69
2016 J27	5 / -	Fayetteville	L, 71-74
2017 J14		College Station	L, 60-62
2017 F22		Fayetteville	L, 77-86
2018 J30		College Station	W, 80-66
2018 F17	21 / -	Fayetteville	L, 75-94
2019 J5	- / -	College Station	L, 71-73

TALE OF THE TAPE

A&M	ARKANSAS
71.6	points/game.....76.1
72.0	opp. points/game.....73.4
-0.4	scoring margin.....+2.7
.440	field goal %......444
.418	opp. field goal %......420
.307	3-point %......327
.694	free throw %......660
38.0	rebounds.....34.8
+1.4	rebound margin.....-3.8
12.5	assists.....16.2
14.1	turnovers.....13.9
6.6	steals.....8.2
4.7	blocks.....4.9

A&M QUICK FACTS

Location	College Station, Texas 77842
Founded	1872 (opened 1876)
Enrollment	69,367 (Fall 2018)
Nickname	Aggies
Colors	Maroon (Pantone 505) and White
Conference	Southeastern
National Affiliation	NCAA Division I
Home Court	Reed Arena (12,989)
Home Court Record	257-92 (21 st season)
All-Time Record	1,421-1,270 (107 th season)
President	Michael K. Young (BYU '73)
Director of Athletics	Scott Woodward (LSU '85)
Compliance Officer	Jonathan Bowling
Faculty Representative	Dr. Paul Batista
Head Coach	Billy Kennedy (SE Louisiana '86)
Record at A&M	148-112 (8 th season)
Overall Record	359-291 (21 st season)
Assistant Coaches	Ulric Maligi (Howard '06) Jeff Reynolds (UNC Greensboro '78)
Strength Coach	Darby Rich (Alabama '92)
Dir./Student-Athlete Dev.	Barry Davis (A&M '76)
Ast. AD/Basketball	Peter Warden (Texas A&M '05)
Video Coordinator	Marshall Moorhouse (Texas A&M '15)
Athletic Trainer	Matt Doles (New Mexico '99)
Academic Advisor	Beth Perez (SUNY New Paltz '13)
2017-18 Record	22-13, 9-9 SEC (T-7 th)
Lettermen Returning/Lost	9/5
Starters Returning/Lost	2/3
2018 Postseason	NCAA Sweet 16

POSTSEASON HISTORY

NCAA Appearances	14
	(1951, 64, 69, 75, 80, 87, 2006, 07, 08, 09, 10, 11, 16, 18)
All-Time NCAA Tourney Record	12-14
Sweet 16 Appearances	1951*, 69†, 80, 07, 16, 18
	* 16-team field † 25-team field
NIT Appearances	7 (1979, 82, 85, 86, 94, 05, 15)
All-Time NIT Record	7-7
CBI Appearances	1 (2014)
All-Time CBI Record	1-1

MEDIA POLICIES

MID-WEEK INTERVIEWS: Players generally are available for short interviews before practice. All player interviews must be arranged **with 24 hours advance notice** through the SID Office (979-862-5451). Coach Kennedy is available on a weekly basis. Contact SID office for schedule.

POSTGAME INTERVIEWS: For home games, players will be brought to the interview room. Coach Kennedy will enter the room after the player interviews are completed. Additional players may be available outside the locker room. For road games, A&M will use whatever space is available. **THE LOCKER ROOM IS CLOSED AT ALL TIMES.**

CREDENTIALS: Please request credentials for A&M home games at least one week prior to the game via www.sportssystem.com/seccredentials. If time permits, credentials will be mailed. Otherwise, credentials will be delivered to local hotels or will be available at the SID Office or the loading dock entrance of Reed Arena.

PREGAME MEALS: Pregame meals as well as water and coffee are available in the media hospitality room near the loading dock and are available throughout all games.

AGGIES WEAR PRESIDENT BUSH 41 TRIBUTE PATCH

- Texas A&M's varsity athletic teams will wear a uniform/helmet patch for the remainder of the 2018-19 academic year to honor the memory of President George H.W. Bush, a great friend to Texas A&M's Department of Athletics.
- President Bush was buried on Texas A&M's campus on Dec. 6, 2018.

MILESTONE WIN

- The Aggies notched a pair of milestones when they topped South Alabama 74-62 on Nov. 23, 2018.
- The victory was the 350th of Billy Kennedy's head coaching career, as well as the program's 250th win in Reed Arena.

LIMITED EXPERIENCE RETURNS

- Prior to the season, seniors Admon Gilder and Chris Collins, originally a walk-on, were the only two returning scholarship student-athletes on the roster that had played more than one season at A&M.
- With the loss of Gilder to start the season, no Aggie in the starting lineup entered the year with more than 15 career starts (TJ Starks), and sophomores Savion Flagg and Jay Jay Chandler were the only two members of the team to ever start the same game.
- Gilder was the most experienced returner for the Aggies entering the year, having already scored over 1,000 career points, he was second on the team in scoring and assists last season, leading the way in steals and rounding out the top five in rebounding.
- Texas A&M entered the year as one of just two Power 5 schools to return two-or-fewer scholarship student-athletes with more than one year of experience at that institution (Oregon, 1), though Gilder is out indefinitely due to health issues and Collins has appeared in just six games.
- Entering the year, three of the Aggies' five scholarship upperclassmen had never played a game for Texas A&M, while the team's seven upperclassmen combined to play in 167 career games. Gilder logged 98 of those appearances.

CHANDLER NOTCHES TOP PERFORMANCE AGAINST WASHINGTON

- Sophomore Jay Jay Chandler had a career night against Washington as he led the Aggies in scoring with 21 points and rebounding with eight.
- Chandler, who leads A&M in steals with 15 on the year, was aggressive on the defensive end the entire night, disrupting the Huskies' rhythm from start to finish.

FLAGG HAS CAREER NIGHT IN OPENER

- Sophomore Savion Flagg put on a show in the season-opening win over Savannah State, setting then-career highs in five different categories.
- Flagg led A&M with 24 points and 16 rebounds to record the second double-double of his career. Ten of his team-best points total came off of dunks.

NEWCOMERS SHINE IN DEBUTS

- Five newcomers saw the floor for the Aggies in the season opener, including Brandon Mahan, Christian Mekowulu, Josh Nebo, Zach Walker and John Walker III.
- Mekowulu earned the start in his first game in the Maroon & White, nearing a double-double with nine points and 14 rebounds.
- Walker III and Nebo gave the Aggies a lift off the bench as they each scored 10 points and combined for five blocks.

DOMINANT DEFENDERS

- The Aggies have added a pair of conference Defensive Player of the Year honorees in Division I transfers Christian Mekowulu and Josh Nebo.
- Mekowulu is a graduate transfer from Tennessee State, earning his degree in social sciences in the spring of 2018. He averaged 12.7 points and 7.9 rebounds, tallying 46 blocks in his senior season in the Ohio Valley Conference. He was a three-year starter for the Tigers.
- Nebo set a new all-time career blocks record at St. Francis (Pa.), swatting 144 shots in two seasons in the Northeast Conference. He set a single-season record with 89 blocks in his sophomore season, as he averaged 12.0 points and 8.2 rebounds. The Houston, Texas, native was forced to sit out last season due to NCAA transfer rules.

PRODUCTION LOST

- After a historic season in 2017-18 that concluded in the program's sixth Sweet 16 run, matching the deepest the Aggies have made it in the NCAA Tournament, the team as seen a lot of change in 2018-19.
- The Aggies lost at least 60-percent of the team's production in every stat category from 2017-18 to graduation and the NBA Draft, including three of the team's top four scorers and four of the team's top five rebounders.
- Texas A&M led the SEC in rebounding (41.4) and blocks (6.0) last season.

THE LAST TIME

TEXAS A&M...

Scored 100 Points.....	113 vs Savannah State, 12/13/17
Shot 60 Percent From the Field	61.1% vs Penn State, 11/21/17
Shot 50 Percent From 3-Point Range (more than 10 attempts)....	53.3% at Vanderbilt, 2/7/18
Did Not Make a 3-Pointer.....	0-for-13 vs Hartford, 1/3/15
Had 40 Free Throw Attempts.....	44 vs Mississippi State, 1/13/15
Made 30 Free Throws	34 vs Alcorn State, 11/12/10
Had 50 Rebounds.....	54 vs Marshall, 12/22/18
Had 30 Assists.....	32 vs Savannah State, 12/13/17
Had 15 Steals.....	16 at A&M-Corpus Christi, 11/15/10
Had 10 Blocked Shots	12 vs Northwestern State 12/3/18
Had Four Players Score in Double Figures	4 at Missouri 2/9/19
Had Five Players Score in Double Figures	5 vs Tennessee, 2/2/19
Had Two Players Score 20 Points	Savion Flagg (24), Wendell Mitchell (20)at South Carolina (2/16/19)
Had 30 Fouls.....	33 vs Missouri, 3/13/14
Had 30 Turnovers.....	30 vs Texas, 2/3/99
Won on a Buzzer Beater	81-80 on a running three by TJ Starks at Alabama, 1/12/19

A TEXAS A&M PLAYER...

Had a Double-Double	Christian Mekowulu (15 pt/15 reb) vs Georgia, 2/12/19
Had a Triple-Double.....	Bernard King (20 pt/10 reb/10 ast) vs Texas Tech, 1/9/02
Scored 40 Points.....	40, Elston Turner at Kentucky, 1/12/13
Scored 30 Points.....	32, Danuel House vs Kentucky, 3/13/16
Scored 20 Points with 20 Rebounds.....	27 pts & 21 reb, Rynn Wright vs UNLV, 12/15/78
Made 5 Three-Pointers.....	6, Savion Flagg at South Carolina, 1/16/19
Had 20 Rebounds.....	21, Vernon Smith and Rynn Wright vs UNLV, 12/15/78
Had 15 Rebounds.....	15, Savion Flagg, vs Arkansas, 1/5/19
Had 10 Assists.....	11, Duane Wilson vs Buffalo, 12/21/17
Had 5 Steals	5, Admon Gilder at Florida, 2/11/17
Had 5 Blocks.....	7, Josh Nebo vs South Alabama, 11/23/18
Made 10 Field Goals	10, Wendell Mitchell, at Ole Miss, 2/6/19
Had 20 Field Goal Attempts	23, Wendell Mitchell, at Ole Miss, 2/6/19
Made 10 Free Throws.....	11, Tyler Davis vs Arkansas, 2/17/18
Had 15 Free Throw Attempts.....	17, Tyler Davis vs Arkansas, 2/17/18

AN OPPOSING TEAM...

Scored 100 Points.....	100 (100-58) by Kentucky, 1/3/17
Shot 60 Percent From the Field	64.5% by Tennessee, 2/2/19
Shot Under 30 Percent From the Field.....	27.5% by South Carolina, 2/3/18
Had 40 Free Throw Attempts.....	53 by Missouri, 3/13/14
Made 30 Free Throws	40 by Missouri, 3/13/14
Had 50 Rebounds.....	50 by Auburn, 1/16/19
Had 30 Assists.....	30 by Arkansas, 2/23/91
Had 15 Steals.....	19 by LSU, 1/23/13
Had 10 Blocked Shots	10 by Gonzaga, 11/15/18
Had 30 Fouls.....	31 by Texas, 11/25/15
Had 30 Turnovers.....	30 by Grambling State, 12/28/06

AN OPPOSING PLAYER...

Had a Triple-Double.....	Royce White of Iowa State (10 pts./18 reb./10 ast.), 1/7/12
Scored 40 Points.....	43, Mike Singletary of Texas Tech, 3/11/09
Scored 30 Points.....	36, Tremont Waters of LSU, 1/30/19
Made 5 Three-Pointers.....	6, A.J. Lawson of South Carolina, 2/16/19
Had 20 Rebounds.....	20, Eric Chenoweth of Kansas, 1/14/98
Had 15 Rebounds.....	16, Donta Hall of Alabama, 1/12/19
Had 10 Assists	10, Jordan Bone of Tennessee, 2/2/19
Had 5 Steals	7, Terence Davis, of Ole Miss, 2/6/19
Had 5 Blocks.....	5, Trayvon Reed of Texas Southern, 12/29/18

OVERTIME GAMES

Overall Overtime Record.....	35-49 (0-0 This Season)
Home Overtime Record	13-18
Reed Arena Overtime Record.....	5-8
Road Overtime Record.....	21-30
Double Overtime Record	7-12
Triple Overtime Record.....	0-2
Quadruple Overtime Record.....	0-1
Five-Overtime Record.....	0-1
Postseason Overtime Record	1-3
Last OT Played (1 OT) vs UNI @NCAA 2nd Rd [Oklahoma City] (W, 92-88, 5/20/16)	
Last Double OT (2 OT) vs UNI @NCAA 2nd Rd [Oklahoma City] (W, 92-88, 5/20/16)	
Last Triple OT (4 OT).....	vs Tennessee (L, 85-93, 2/23/13)

PLAYER	1+1	3-PT. (OR 4-PT.)	CRUNCH (5 gms)
Alo	0-0	0-0	0-0
Brown	0-0	0-0	0-0
Byers	0-0	0-0	0-0
Chandler	2-3	3-4	1-1
Collins	1-1	0-0	0-0
Flagg	3-4	1-7	3-4
French	0-0	0-0	0-0
Gilder	0-0	0-0	0-0
Mahan	1-2	0-1	0-0
McGhee	0-0	0-0	0-0
Mekowulu	4-5	3-3	2-2
Mitchell	3-4	5-6	2-4
Nebo	3-5	2-5	0-0
Starks	5-7	4-7	3-4
Vaughn	0-0	0-0	0-0
Z. Walker	0-0	0-0	0-0
J. Walker III	2-2	3-5	0-0

A&M	24-33 (.727)	21-38 (.553)	6-15 (.400)
KEY: 1+1, first free throw of one-and-one; 3-Pt., free throw to complete 3-point (or 4-point) play; Crunch, free throws in final two minutes of games within 10 points and in overtime.			

TEXAS A&M MISCELLANEOUS STATISTICS (SEASON / CAREER)

Player	10+ Points	20+ Points	30+ Points	10+ Reb.	15+ Reb.	10+ Assists	Dunks	3-Pt. Plays	Double-Doubles	Individual Game Leaders		
										Points	Rebounds	Assists
Chandler	8 / 13	1 / 1	- / -	- / -	- / -	- / -	8 / 10	3 / 6	- / -	2 / 2	1 / 1	3 / 5
Collins	- / 2	- / -	- / -	- / -	- / -	- / -	- / -	- / -	- / -	- / -	- / -	3 / 5
Flagg	14 / 16	5 / 6	- / -	4 / 5	2 / 2	- / -	16 / 25	1 / 2	3 / 4	6 / 6	13 / 15	6 / 7
French	- / -	- / -	- / -	- / 1	- / -	- / -	- / -	- / -	- / -	- / -	- / -	1 / 1
Gilder	- / 58	- / 7	- / -	- / 1	- / -	- / -	- / 18	- / 14	- / -	- / 19	- / 4	- / 29
Mahan	6 / 6	2 / 2	- / -	- / -	- / -	- / -	3 / 3	- / -	- / -	2 / 2	- / -	- / -
Mekowulu	8 / 8	1 / 1	- / -	4 / 4	1 / 1	- / -	8 / 8	3 / 3	2 / 2	2 / 2	6 / 6	- / -
Mitchell	13 / 13	7 / 7	- / -	- / -	- / -	- / -	4 / 4	3 / 3	- / -	9 / 9	1 / 1	7 / 7
Nebo	7 / 7	1 / 1	- / -	3 / 3	- / -	- / -	28 / 28	1 / 1	3 / 3	3 / 3	7 / 7	- / -
Starks	19 / 35	2 / 4	- / -	- / -	- / -	- / -	1 / 2	4 / 6	- / -	6 / 12	- / 1	14 / 26
Walker III	4 / 4	- / -	- / -	- / -	- / -	- / -	- / -	3 / 3	- / -	- / -	- / -	- / -

RESULTS AND LEADERS

<u>RECORD</u>	<u>OVERALL</u>	<u>HOME</u>	<u>AWAY</u>	<u>NEUTRAL</u>
ALL GAMES.....	11-14	8-7	2-5	1-2
CONFERENCE.....	4-9	2-5	2-4	0-0
NON-CONFERENCE.....	7-5	6-2	0-1	1-2

<u>DATE</u>	<u>OPPONENT</u>	<u>RESULT</u>	<u>SCORE</u>	<u>ATT.</u>	<u>HIGH POINTS</u>	<u>HIGH REBOUNDS</u>	<u>HIGH ASSISTS</u>
Nov. 7	SAVANNAH STATE	W	98-83	6,757	Flagg (24)	Flagg (16)	Collins (6)
Nov. 9	UC IRVINE	L	73-74	7,689	Nebo (15)	Nebo (10)	Chandler, Collins (3)
Nov. 15	at #3 Gonzaga	L	71-94	6,000	Flagg (18)	Mekowulu (10)	Starks (4)
Nov. 18 ^	vs. Minnesota	L	64-69	3,107	Mahan (17)	Flagg (9)	Starks (5)
Nov. 20 ^	vs. Washington	L	67-71	3,070	Chandler (21)	Chandler (8)	Starks (5)
Nov. 23	SOUTH ALABAMA	W	74-62	8,569	Flagg (25)	Mekowulu (8)	Chandler (5)
Dec. 3	NORTHWESTERN STATE	W	80-59	4,805	Mitchell (18)	Nebo (9)	Flagg (6)
Dec. 15 *	vs. Oregon State	W	67-64	5,802	Starks (18)	Flagg (8)	Starks (8)
Dec. 19	VALPO	W	71-49	6,684	Mahan/Mekowulu (20)	Mitchell (9)	Mitchell (5)
Dec. 22	MARSHALL	W	92-68	7,894	Mekowulu/Starks (17)	Flagg (12)	Flagg/Mitchell/Starks (4)
Dec. 29	TEXAS SOUTHERN	L	73-88	7,925	Mitchell (21)	Flagg (9)	Flagg (6)
Jan. 5 *	ARKANSAS	L	71-73	10,049	Starks (23)	Flagg (11)	Starks (5)
Jan. 8 *	at #18 Kentucky	L	74-85	22,048	Chandler/Starks (18)	Flagg (9)	Mitchell (5)
Jan. 12 *	at Alabama	W	81-80	12,288	Nebo (21)	Flagg/Nebo (7)	Chandler/Flagg/Starks (2)
Jan. 16 *	#14 AUBURN	L	66-85	8,730	Flagg/Starks (22)	Flagg/Mekowulu (7)	Flagg/Mitchell/Starks (2)
Jan. 19 *	MISSOURI	L	43-66	6,396	Nebo (12)	Flagg (7)	French (3)
Jan. 22 *	at Florida	L	72-81	9,063	Mitchell (25)	Nebo (9)	Starks (6)
Jan. 26 !	KANSAS STATE	W	65-53	7,100	Mitchell (22)	Flagg (12)	Starks (6)
Jan. 30 *	#19 LSU	L	57-72	6,554	Starks (21)	Nebo (11)	Starks (3)
Feb. 2 *	#1 TENNESSEE	L	76-93	10,234	Mitchell (18)	Flagg/Mekowulu/Nebo (6)	Starks (8)
Feb. 6 *	at Ole Miss	L	71-75	7,718	Mitchell (23)	Nebo (10)	Collins/Mitchell (4)
Feb. 9 *	at Missouri	W	68-59	11,171	Mitchell (20)	Mekowulu (10)	Starks (3)
Feb. 12 *	GEORGIA	W	73-56	5,782	Starks (19)	Mekowulu (15)	Flagg (4)
Feb. 16 *	at South Carolina	L	77-84	13,473	Flagg (24)	Flagg (7)	Mitchell (4)
Feb. 19 *	ALABAMA	W	65-55	5,459	Flagg/Mitchell (18)	Flagg (9)	Mitchell/Starks (3)
Feb. 23 *	at Arkansas						
Feb. 26 *	at LSU						
Mar. 2 *	VANDERBILT						
Mar. 5 *	SOUTH CAROLINA						
Mar. 9 *	at Mississippi						

^ - Vancouver Showcase (Vancouver, B.C.); * - SEC Conference Game; ! - Big 12-SEC Challenge

MARGIN	1	2	3	4	5	6	7	8	9	10	11	12	13	14	15	16	17	18	19	20	21	22	23	24	25	25+	30+	35+
Victory	1	—	1	—	—	—	—	—	2	—	—	2	—	—	1	—	1	—	—	—	1	1	—	1	—	—	—	—
Defeat	1	1	—	2	1	—	1	—	1	—	1	—	—	—	2	—	1	1	—	—	—	—	2	—	—	—	—	—

Largest Home Win:

24 (A&M 92, Marshall 68)

Largest Home Loss:

23 (Missouri 66, A&M 43)

Largest Road/Neutral Win:

9 (A&M 68, Missouri 59)

Largest Road/Neutral Loss:

23 (Gonzaga 94, A&M 71)

STARTING LINEUPS

Chandler, Starks, Collins, Flagg, Mekowulu (1-1)

Chandler, Starks, Mahan, Flagg, Mekowulu (3-3)

Starks, Mahan, Mitchell, Flagg, Mekowulu (2-2)

Chandler, Mitchell, Mahan, Flagg, Mekowulu (1-1)

Chandler, Starks, Mitchell, Flagg, Mekowulu (1-4)

Chandler, Starks, Flagg, Walker III, Mekowulu (0-1)

Starks, Mitchell, Flagg, Nebo, Mekowulu (0-1)

Collins, Mitchell, Mahan, Flagg, Mekowulu (3-1)

SEASON STATISTICS - ALL GAMES

Texas A&M Combined Team Statistics (as of Feb 19, 2019) All games

RECORD:	OVERALL	HOME	AWAY	NEUTRAL
ALL GAMES	11-14	8-7	2-5	1-2
CONFERENCE	4-9	2-5	2-4	0-0
NON-CONFERENCE	7-5	6-2	0-1	1-2

#	Player	gp-gs	min	avg	Total		3-Point		F-Throw		Rebounds				pf	dq	a	to	blk	stl	pts	avg
					fg-fga	fg%	3fg-fga	3fg%	ft-fa	ft%	off	def	tot	avg								
11	Mitchell, Wendell	22-17	658	29.9	99-245	.404	46-122	.377	44-55	.800	23	73	96	4.4	50	0	50	52	3	37	288	13.1
02	Starks, TJ	25-18	703	28.1	115-317	.363	28-121	.231	59-87	.678	13	46	59	2.4	59	0	90	92	1	29	317	12.7
01	Flagg, Savion	25-25	855	34.2	121-264	.458	31-100	.310	37-61	.607	44	146	190	7.6	36	1	60	64	10	17	310	12.4
32	Nebo, Josh	23-1	458	19.9	73-102	.716	0-0	.000	44-62	.710	56	78	134	5.8	38	0	6	22	57	6	190	8.3
00	Chandler, Jay Jay	24-16	565	23.5	68-157	.433	10-45	.222	47-66	.712	17	61	78	3.3	67	2	33	41	6	27	193	8.0
21	Mekowulu, Christian	25-25	523	20.9	68-142	.479	3-9	.333	60-83	.723	62	85	147	5.9	60	1	12	22	23	8	199	8.0
13	Mahan, Brandon	25-16	588	23.5	55-134	.410	39-99	.394	17-27	.630	15	61	76	3.0	48	0	21	17	6	16	166	6.6
24	Walker, John	23-1	325	14.1	30-58	.517	6-18	.333	25-37	.676	20	41	61	2.7	26	0	14	26	6	13	91	4.0
15	Jasey, Isiah	5-0	45	9.0	8-9	.889	0-0	.000	3-8	.375	6	6	12	2.4	8	0	1	1	4	4	19	3.8
12	Collins, Chris	18-6	224	12.4	3-24	.125	2-21	.095	4-4	1.000	1	22	23	1.3	20	0	18	5	1	5	12	0.7
04	French, Mark	11-0	37	3.4	2-5	.400	0-1	.000	0-0	.000	0	2	2	0.2	3	0	7	1	0	1	4	0.4
22	Byers, Frank	2-0	1	0.5	0-0	.000	0-0	.000	0-0	.000	0	0	0	0.0	0	0	0	0	0	0	0	0.0
20	Brown, John	5-0	12	2.4	0-1	.000	0-0	.000	0-0	.000	0	0	0	0.0	1	0	0	1	0	1	0	0.0
05	Walker, Zachary	3-0	5	1.7	0-1	.000	0-1	.000	0-0	.000	0	0	0	0.0	0	0	0	0	0	0	0	0.0
33	Alo, Cameron	1-0	1	1.0	0-0	.000	0-0	.000	0-0	.000	0	0	0	0.0	0	0	0	1	0	0	0	0.0
Team											34	37	71					7				
Total.....		25	5000		642-1459	.440	165-537	.307	340-490	.694	291	658	949	38.0	416	4	312	352	117	164	1789	71.6
Opponents.....		25	5000		644-1542	.418	223-662	.337	288-416	.692	310	605	915	36.6	440	-	381	327	115	175	1799	72.0

TEAM STATISTICS	TAMU	OPP	Date	Opponent	Score	Att.
SCORING	1789	1799	11/07/18	SAVANNAH STATE	w 98-83	6757
Points per game	71.6	72.0	11/09/18	UC IRVINE	L 73-74	7689
Scoring margin	-0.4	-	11/15/18	at Gonzaga	L 71-94	6000
FIELD GOALS-ATT	642-1459	644-1542	11/18/18	vs Minnesota	L 64-69	3107
Field goal pct	.440	.418	11/20/18	vs Washington	L 67-71	3070
3 POINT FG-ATT	165-537	223-662	11/23/18	SOUTH ALABAMA	w 74-62	8569
3-point FG pct	.307	.337	12/03/18	NORTHWESTERN STATE	w 80-59	4805
3-pt FG made per game	6.6	8.9	12/15/18	vs Oregon St.	w 67-64	5802
FREE THROWS-ATT	340-490	288-416	12/19/18	VALPO	w 71-49	6684
Free throw pct	.694	.692	12/22/18	MARSHALL	w 92-68	7894
F-Throws made per game	13.6	11.5	12/29/18	TEXAS SOUTHERN	L 73-88	7925
REBOUNDS	949	915	* 01/05/19	ARKANSAS	L 71-73	10049
Rebounds per game	38.0	36.6	* 01/8/19	at Kentucky	L 74-85	22048
Rebounding margin	+1.4	-	* 1/12/19	at Alabama	w 81-80	12288
ASSISTS	312	381	* 01/16/19	AUBURN	L 66-85	8730
Assists per game	12.5	15.2	* 01/19/19	MIZZOU	L 43-66	6396
TURNOVERS	352	327	* 1/22/19	at Florida	L 72-81	9063
Turnovers per game	14.1	13.1	1/26/19	KANSAS STATE	w 65-53	7100
Turnover margin	-1.0	-	* 01/30/19	LSU	L 57-72	6554
Assist/turnover ratio	0.9	1.2	* 02/02/19	TENNESSEE	L 76-93	10234
STEALS	164	175	* 2-6-19	at Ole Miss	L 71-75	7718
Steals per game	6.6	7.0	* 02/09/19	at Mizzou	w 68-59	11171
BLOCKS	117	115	* 02/12/19	GEORGIA	w 73-56	5782
Blocks per game	4.7	4.6	* 2/16/19	at South Carolina	L 77-84	13473
ATTENDANCE	110627	93740	* 02/19/19	ALABAMA	w 65-56	5459
Home games-Avg/Game	15-7375	7-11680				
Neutral site-Avg/Game	-	3-3993				

* - Conference game

Score by Periods	1st	2nd	Totals
Texas A&M	868	921	1789
Opponents	863	936	1799

SEASON STATISTICS - SEC ONLY

Texas A&M Combined Team Statistics (as of Feb 19, 2019) Conference games only

RECORD:	OVERALL	HOME	AWAY	NEUTRAL
ALL GAMES	4-9	2-5	2-4	0-0
CONFERENCE	4-9	2-5	2-4	0-0
NON-CONFERENCE	0-0	0-0	0-0	0-0

#	Player	gp-gs	min	avg	Total		3-Point		F-Throw		Rebounds				pf	dq	a	to	blk	stl	pts	avg
					fg-fga	fg%	3fg-fga	3fg%	ft-fa	ft%	off	def	tot	avg								
11	Mitchell,Wendell	13-13	430	33.1	70-171	.409	29-82	.354	27-35	.771	14	50	64	4.9	30	0	30	37	2	23	196	15.1
01	Flagg,Savion	13-13	463	35.6	59-135	.437	21-58	.362	28-47	.596	24	70	94	7.2	18	1	25	32	5	3	167	12.8
02	Starks,TJ	13-8	363	27.9	55-155	.355	12-57	.211	35-52	.673	7	18	25	1.9	27	0	40	42	1	17	157	12.1
32	Nebo,Josh	11-1	250	22.7	37-55	.673	0-0	.000	25-33	.758	29	35	64	5.8	18	0	2	8	29	5	99	9.0
00	Chandler,Jay Jay	13-6	274	21.1	37-74	.500	5-19	.263	26-30	.867	5	20	25	1.9	34	1	14	15	2	12	105	8.1
21	Mekowulu,Christian	13-13	275	21.2	27-67	.403	0-2	.000	20-28	.714	27	52	79	6.1	31	0	5	9	9	3	74	5.7
13	Mahan,Brandon	13-6	269	20.7	22-56	.393	19-47	.404	5-8	.625	4	24	28	2.2	28	0	6	9	2	6	68	5.2
24	Walker, John	11-1	138	12.5	8-18	.444	2-9	.222	7-13	.538	5	17	22	2.0	11	0	7	9	0	6	25	2.3
12	Collins,Chris	11-4	107	9.7	1-10	.100	1-9	.111	0-0	.000	1	12	13	1.2	11	0	8	3	1	4	3	0.3
20	Brown,John	3-0	9	3.0	0-1	.000	0-0	.000	0-0	.000	0	0	0	0.0	1	0	0	1	0	1	0	0.0
04	French,Mark	5-0	22	4.4	0-1	.000	0-0	.000	0-0	.000	0	2	2	0.4	2	0	5	1	0	1	0	0.0
22	Byers,Frank	1-0	0	0.0	0-0	.000	0-0	.000	0-0	.000	0	0	0	0.0	0	0	0	0	0	0	0	0.0
Team											18	22	40					3				
Total.....		13	2600		316-743	.425	89-283	.314	173-246	.703	134	322	456	35.1	211	2	142	169	51	81	894	68.8
Opponents.....		13	2600		349-797	.438	123-344	.358	144-197	.731	152	335	487	37.5	215	-	206	151	60	92	965	74.2

TEAM STATISTICS	TAMU	OPP	Date	Opponent	Score	Att.
SCORING	894	965	* 01/05/19	ARKANSAS	L 71-73	10049
Points per game	68.8	74.2	* 01/8/19	at Kentucky	L 74-85	22048
Scoring margin	-5.5	-	* 1/12/19	at Alabama	w 81-80	12288
FIELD GOALS-ATT	316-743	349-797	* 01/16/19	AUBURN	L 66-85	8730
Field goal pct	.425	.438	* 01/19/19	MIZZOU	L 43-66	6396
3 POINT FG-ATT	89-283	123-344	* 1/22/19	at Florida	L 72-81	9063
3-point FG pct	.314	.358	* 01/30/19	LSU	L 57-72	6554
3-pt FG made per game	6.8	9.5	* 02/02/19	TENNESSEE	L 76-93	10234
FREE THROWS-ATT	173-246	144-197	* 2-6-19	at Ole Miss	L 71-75	7718
Free throw pct	.703	.731	* 02/09/19	at Mizzou	w 68-59	11171
F-Throws made per game	13.3	11.1	* 02/12/19	GEORGIA	w 73-56	5782
REBOUNDS	456	487	* 2/16/19	at South Carolina	L 77-84	13473
Rebounds per game	35.1	37.5	* 02/19/19	ALABAMA	w 65-56	5459
Rebounding margin	-2.4	-	* - Conference game			
ASSISTS	142	206				
Assists per game	10.9	15.8				
TURNOVERS	169	151				
Turnovers per game	13.0	11.6				
Turnover margin	-1.4	-				
Assist/turnover ratio	0.8	1.4				
STEALS	81	92				
Steals per game	6.2	7.1				
BLOCKS	51	60				
Blocks per game	3.9	4.6				
ATTENDANCE	53204	75761				
Home games-Avg/Game	7-7601	6-12627				
Neutral site-Avg/Game	-	0-0				

Score by Periods	1st	2nd	Totals
Texas A&M	428	466	894
Opponents	474	491	965

TEXAS A&M

TEAM GAME HIGHS

Points	98	vs Savannah State (11/7/18)
Field Goals Made	37	vs Savannah State (11/7/18)
Field Goal Attempts	81	vs Savannah State (11/7/18)
Field Goal Percentage	.542 (26-48)	vs South Alabama (11/23/18)
3 Pt Field Goals Made	12	vs Tennessee (2/2/19)
3 Pt Fg Attempts	38	vs Savannah State (11/7/18)
3 Pt Fg Percentage	.478 (11-23)	at Ole Miss (2/6/19)
Free Throws Made	23	vs Northwestern State (12/3/18)
Free Throw Attempts	31	vs Northwestern State (12/3/18)
Free Throw Percentage	.938 (15-16)	vs Alabama (2/19/19)
Rebounds	68	vs Savannah State (11/7/18)
Assists	21	vs Savannah State (11/7/18)
Steals	12	at Ole Miss (2/6/19)
Blocked Shots	12	vs Northwestern State (12/3/18)
Turnovers	24	vs Savannah State (11/7/18)
Fouls	26	vs Washington (11/20/18)

TEAM GAME LOWS

Points	43	vs Minnesota (11/18/18)
Field Goals Made	13	vs Auburn (1/16/19)
Field Goal Attempts	48	vs South Alabama (11/23/18)
Field Goal Percentage	.260 (13-50)	vs UC Irvine (11/9/18)
3 Pt Field Goals Made	3	vs Minnesota (11/18/18)
	3	at Alabama (1/12/19)
	3	vs LSU (1/30/19)
3 Pt Fg Attempts	12	vs South Alabama (11/23/18)
3 Pt Fg Percentage	.143 (3-21)	vs LSU (1/30/19)
Free Throws Made	4	vs Texas Southern (12/29/18)
	4	at Ole Miss (2/6/19)
Free Throw Attempts	8	at Ole Miss (2/6/19)
Free Throw Percentage	.333 (4-12)	vs Texas Southern (12/29/18)
Rebounds	29	at Kentucky (1/8/19)
	29	vs Tennessee (2/2/19)
Assists	6	vs LSU (1/30/19)
	6	at Missouri (2/9/19)
Steals	2	vs Arkansas (1/5/19)
	2	at Alabama (1/12/19)
Blocked Shots	2	vs Tennessee (2/2/19)
	2	at Missouri (2/9/19)
Turnovers	3	at Alabama (1/12/19)
Fouls	7	vs Kansas State (1/26/19)

PLAYER GAME HIGHS

Points	25	Savion Flagg vs South Alabama (11/23/18)
	25	Wendell Mitchell at Florida (1/22/19)
Field Goals Made	12	Savion Flagg vs South Alabama (11/23/18)
Field Goal Att.	23	Wendell Mitchell at Ole Miss (2/6/19)
Fg Pct (MIN 5 MADE)	1.000 (7-7)	Josh Nebo vs Marshall (12/22/18)
3-Point Fg Made	7	Wendell Mitchell at Florida (1/22/19)
3-Point Fg Att.	10	Brandon Mahan, TJ Starks
	10	vs Savannah State (11/7/18)
	10	TJ Starks vs LSU (1/30/19)
	10	Wendell Mitchell vs Tennessee (2/2/19)
	10	Savion Flagg at South Carolina (2/16/19)
3-Pt Fg Pct (MIN 3 MADE)	1.000 (4-4)	Brandon Mahan vs Tennessee (2/2/19)
Free Throws Made	9	Wendell Mitchell vs Auburn (1/16/19)
Free Throw Att.	13	Jay Jay Chandler vs Washington (11/20/18)
Ft Pct (MIN 7 MADE)	1.000 (7-7)	Christian Mekowulu vs UC Irvine (11/9/18)
Rebounds	16	Savion Flagg vs Savannah State (11/7/18)
Assists	8	TJ Starks vs Oregon State (12/15/18)
	8	TJ Starks vs Tennessee (2/2/19)
Steals	4	Wendell Mitchell at Florida (1/22/19)
	4	Wendell Mitchell vs Kansas State (1/26/19)
	4	Wendell Mitchell at Ole Miss (2/6/19)
	4	TJ Starks vs Georgia (2/12/19)
	4	Wendell Mitchell at South Carolina (2/16/19)
Blocked Shots	7	Josh Nebo vs South Alabama (11/23/18)

OPPONENTS

TEAM GAME HIGHS

Points	94	Gonzaga (11/15/18)
Field Goals Made	40	Tennessee (2/2/19)
Field Goal Attempts	82	Savannah State (11/7/18)
Field Goal Percentage	.645 (40-62)	Tennessee (2/2/19)
3 Pt Field Goals Made	18	Florida (1/22/19)
3 Pt Fg Attempts	54	Savannah State (11/7/18)
3 Pt Fg Percentage	.516 (16-31)	South Carolina (2/16/19)
Free Throws Made	25	Washington (11/20/18)
Free Throw Attempts	36	Washington (11/20/18)
Free Throw Percentage	1.000 (10-10)	Northwestern State (12/3/18)
	1.000 (5-5)	Florida (1/22/19)
	1.000 (4-4)	Tennessee (2/2/19)
Rebounds	47	Arkansas (1/5/19)
Assists	28	Tennessee (2/2/19)
Steals	14	Savannah State (11/7/18)
	14	Ole Miss (2/6/19)
Blocked Shots	10	Gonzaga (11/15/18)
Turnovers	20	Savannah State (11/7/18)
	20	Minnesota (11/18/18)
Fouls	25	Alabama (1/12/19)

TEAM GAME LOWS

Points	49	Valpo (12/19/18)
Field Goals Made	18	Valpo (12/19/18)
	18	Georgia (2/12/19)
Field Goal Attempts	51	Georgia (2/12/19)
Field Goal Percentage	.328 (20-61)	Washington (11/20/18)
	.328 (20-61)	Kansas State (1/26/19)
3 Pt Field Goals Made	3	Valpo (12/19/18)
	3	Georgia (2/12/19)
3 Pt Fg Attempts	18	Minnesota (11/18/18)
3 Pt Fg Percentage	.130 (3-23)	Georgia (2/12/19)
Free Throws Made	4	Texas Southern (12/29/18)
	4	Alabama (2/19/19)
Free Throw Attempts	4	Tennessee (2/2/19)
	4	Missouri (2/9/19)
Free Throw Percentage	.444 (4-9)	Texas Southern (12/29/18)
Rebounds	22	South Alabama (11/23/18)
Assists	8	Northwestern State (12/3/18)
Steals	1	Alabama (1/12/19)
Blocked Shots	1	Savannah State (11/7/18)
	1	Valpo (12/19/18)
	1	Missouri (1/19/19)
	1	Kansas State (1/26/19)
Turnovers	8	Arkansas (1/5/19)
	8	Alabama (1/12/19)
	8	Tennessee (2/2/19)
Fouls	10	Florida (1/22/19)

PLAYER GAME HIGHS

Points	36	Tremont Waters of LSU (1/30/19)
Field Goals Made	11	Tremont Waters of LSU (1/30/19)
Field Goal Att.	19	Noah Dickerson of Washington (11/20/18)
Fg Pct (MIN 6 MADE)	1.000 (7-7)	Jordan Bone of Tennessee (2/2/19)
3-Point Fg Made	8	KeVaughn Allen of Florida (1/22/19)
3-Point Fg Att.	15	Rodrick Sikes of South Alabama (11/23/18)
3-Pt Fg Pct (MIN 3 MADE)	1.000 (4-4)	Jordan Bone of Tennessee (2/2/19)
Free Throws Made	10	Noah Dickerson of Washington (11/20/18)
	10	Ashton Hagans of Kentucky (1/8/19)
Free Throw Att.	17	Noah Dickerson of Washington (11/20/18)
Ft Pct (MIN 6 MADE)	1.000 (6-6)	Filip Petrusev of Gonzaga (11/15/18)
	1.000 (8-8)	Tremont Waters of LSU (1/30/19)
	1.000 (6-6)	Terence Davis of Ole Miss (2/6/19)
	1.000 (7-7)	Chris Silva of South Carolina (2/16/19)
Rebounds	17	Noah Dickerson of Washington (11/20/18)
Assists	11	Andrew Nemphard of Florida (1/22/19)
Steals	7	Terence Davis of Ole Miss (2/6/19)
Blocked Shots	5	Jannson Williams of Marshall (12/22/18)
	5	Trayvon Reed of Texas Southern (12/29/18)



JAY JAY CHANDLER

#0

SOPHOMORE (1L) • GUARD • 6-4 • 180
KATY, TEXAS • CINCO RANCH HS
MAJOR : UNIVERSITY STUDIES

2018-19 SEASON HIGHS			CAREER HIGHS		
PTS	21	vs Washington (11/20/18)	PTS	21	vs Washington (11/20/18)
RBS	8	vs Washington (11/20/18)	RBS	8	vs Washington (11/20/18)
AST	5	vs South Alabama (11/23/18)	AST	5	vs SSU (12/13/17), South Alabama (11/23/18)
STL	3	vs NSU (12/3/18), at Ole Miss (2/6/19)	STL	3	vs NSU (12/3/18), at Ole Miss (2/6/19)
BLK	2	vs Savannah State (11/7/18)	BLK	2	vs Savannah State (11/7/18)
3PM	1	6x, last vs Alabama (2/19/19)	3PM	3	vs Florida (1/2/18)
MIN	33	vs Washington (11/20/18)	MIN	33	vs Washington (11/20/18)

2018-19 GAME-BY-GAME STATISTICS											
	Min	FG-A-Pct	3FG-A-Pct	FT-A-Pct	O-D-Tot	PF	A	TO	Blk	Stl	Pts
- Savannah State	26	4-10-.410	0-4-.000	3-4-.750	0-5-5	4	2	4	2	3	11
- UC Irvine	31	5-10-.500	1-5-.200	1-3-.333	0-3-3	4	3	0	0	2	12
- at Gonzaga	19	2-7-.286	1-2-.500	3-5-.750	1-1-2	5	0	3	0	2	8
- vs. Minnesota	30	2-7-.286	1-3-.333	0-0-.000	2-1-3	4	1	2	1	2	5
- vs. Washington	33	6-15-.400	1-3-.333	8-13-.615	3-5-8	4	0	5	0	2	21
- South Alabama	32	1-4-.250	0-1-.000	0-0-.000	2-4-6	2	5	1	0	0	2
- Northwestern St.	29	2-8-.250	0-3-.000	3-6-.500	0-5-5	2	3	3	1	3	7
- vs. Oregon State	23	1-4-.250	0-1-.000	0-0-.000	1-4-5	0	1	2	0	0	2
Valpo	18	1-4-.250	0-1-.000	3-5-.750	1-4-5	4	2	1	0	1	5
- Marshall	25	5-7-.714	1-1-1.000	0-2-.000	2-4-6	3	1	3	0	0	11
- Texas Southern	25	2-7-.286	0-2-.000	0-0-.000	0-5-5	2	1	2	0	0	4
Arkansas	19	2-7-.286	0-2-.000	2-2-1.000	1-0-1	0	2	0	0	1	6
- at Kentucky	28	7-9-.778	0-0-.000	4-4-1.000	0-1-1	4	0	2	0	1	18
- at Alabama	25	2-7-.286	0-2-.000	0-0-.000	1-3-4	4	2	0	0	0	4
- Auburn	26	1-5-.200	0-2-.000	5-7-.714	0-3-3	4	1	2	1	2	7
- Missouri	25	3-7-.429	1-2-.500	4-4-1.000	0-2-2	3	1	1	0	0	11
- at Florida	29	7-8-.875	1-2-.500	0-0-.000	0-2-2	5	1	2	0	1	15
Kansas State	--	DNP --									
LSU	11	0-4-.000	0-1-.000	0-0-.000	0-0-0	4	0	0	0	0	0
Tennessee	21	3-5-.600	0-1-.000	1-1-1.000	0-2-2	2	1	1	0	0	7
- at Ole Miss	16	2-5-.400	0-1-.000	0-0-.000	1-2-3	3	2	3	0	3	4
at Missouri	10	0-1-.000	0-1-.000	0-0-.000	0-0-0	2	0	1	0	1	0
Georgia	25	4-6-.667	2-2-1.000	8-10-.800	2-1-3	1	3	1	0	1	18
at South Carolina	19	3-5-.600	0-0-.000	0-0-.000	0-1-1	2	1	0	1	0	6
Alabama	20	3-5-.600	1-3-.333	2-2-1.000	0-3-3	0	0	2	0	2	9
at Arkansas											
at LSU											
Vanderbilt											
South Carolina											
at Mississippi St.											

CAREER STATISTICS • ALL GAMES																
	GP-GS	Min	Avg	FG-A	Pct	3FG-A	Pct	FT-A	Pct	O-D-Tot	Avg	PF	FO	A	TO	Blk
2017-18	33-4	377	11.4	42-111	.378	10-41	.244	29-40	.725	15-23-38	1.2	43	0	24	24	1
2018-19	24-16	565	23.5	68-157	.433	10-45	.222	47-66	.712	17-61-78	3.3	67	2	33	41	6
Total	57-20	942	16.5	110-268	.410	20-86	.233	76-106	.717	32-84-116	2.0	110	2	57	65	7

SEASON NOTES

Put up 11 points and grabbed five rebounds in the season opener against Savannah State ... Made it back-to-back double-figure scoring games with 12 points against UC Irvine ... Had a career night, leading the way with 21 points and eight boards against Washington ... Had five assists in the win over South Alabama ... Added seven points and five rebounds against Northwestern State ... Scored 11 points and grabbed six rebounds against Marshall ... Added six points off the bench against Arkansas ... Helped lead the way with 18 points, missing just two shots the entire game, at No 18 Kentucky ... Had 11 points against Missouri ... Put up 11 of his 15 points in the first half at Florida ... Missed the Kansas State game with a shoulder injury ... Put up 18 points, 11 in the first half, in the win over Georgia ... Hit the go-ahead three in the second half to help lift the Aggies past Alabama, finishing with nine points and two steals.

PERSONAL

John Chandler III, was born in Katy, Texas, to John Chandler and Amanda Roberts ... has two brothers, Johnathan and Chris ... majoring in university studies.



SOPHOMORE (1L) • FORWARD • 6-7 • 217
ALVIN, TEXAS • ALVIN HS
MAJOR : UNIVERSITY STUDIES

SAVION FLAGG

Pronunciation guide

SAY-vee-on

#1

18-19 SEASON HIGHS

PTS	25	vs South Alabama (11/23/18)
RBS	16	vs Savannah State (11/7/18)
AST	6	vs NSU (12/3/18), vs TSU (12/29/18)
STL	3	vs UC Irvine (11/9/18)
BLK	3	vs Northwestern State (12/3/18)
3PM	6	at South Carolina (2/16/19)
MIN	39	at Kentucky (1/8/19), vs Tennessee (2/2/19)

CAREER HIGHS

PTS	25	vs South Alabama (11/23/18)
RBS	16	vs Savannah State (11/7/18)
AST	6	vs NSU (12/3/18), vs TSU (12/29/18)
STL	3	vs UC Irvine (11/9/18)
BLK	3	vs Northwestern State (12/3/18)
3PM	6	at South Carolina (2/16/19)
MIN	39	at Kentucky (1/8/19), vs Tennessee (2/2/19)

2018-19 GAME-BY-GAME STATISTICS

	Min	FG-A-Pct	3FG-A-Pct	FT-A-Pct	O-D-Tot	PF	A	TO	Blk	Stl	Pts
- Savannah State	26	10-14-.714	3-6-.500	1-1-1.000	4-12-16	2	3	2	0	2	24
- UC Irvine	33	5-13-.333	1-8-.125	0-0-.000	1-4-5	1	2	4	0	3	11
- at Gonzaga	35	7-14-.500	2-5-.400	2-2-1.000	2-3-5	3	1	2	0	0	18
- vs. Minnesota	35	4-11-.364	0-2-.000	1-2-.500	2-7-9	1	1	0	0	1	9
- vs. Washington	34	3-8-.375	0-1-.000	0-0-.000	1-6-7	2	3	2	0	1	6
- South Alabama	35	12-15-.800	1-2-.500	0-1-.000	0-3-3	1	2	3	0	1	25
- Northwestern St.	30	3-9-.333	1-6-.167	2-2-1.000	0-6-6	0	6	3	3	1	9
- vs. Oregon State	37	2-6-.333	0-0-.000	3-4-.750	2-6-8	2	3	4	1	1	7
- Valpo	23	0-3-.000	0-3-.000	0-0-.000	2-2-4	0	0	2	0	2	0
- Marshall	30	3-12-.250	0-1-.000	0-0-.000	3-9-12	4	4	2	0	0	6
- Texas Southern	37	8-12-.667	1-4-.250	0-2-.000	3-6-9	0	6	3	0	1	17
- Arkansas	36	8-11-.727	1-2-.500	3-7-.429	4-11-15	5	2	1	1	0	20
- at Kentucky	39	5-11-.455	3-4-.750	0-0-.000	2-7-9	0	3	4	1	0	13
- at Alabama	35	4-7-.571	0-2-.000	8-12-.667	2-5-7	0	2	0	1	1	16
- Auburn	37	8-15-.533	4-7-.571	2-4-.500	2-5-7	1	2	3	0	0	22
- Missouri	36	1-7-.143	1-4-.250	2-2-1.000	1-6-7	0	1	2	0	0	5
- at Florida	34	2-8-.250	0-2-.000	3-4-.750	1-3-4	2	4	4	0	0	7
- Kansas State	37	5-10-.500	1-4-.250	0-0-.000	0-12-12	2	4	5	1	1	11
- LSU	34	3-8-.375	0-3-.000	1-2-.500	3-4-7	2	1	3	0	0	7
- Tennessee	39	5-14-.257	2-7-.286	2-3-.667	3-3-6	0	1	3	1	1	14
- at Ole Miss	32	1-10-.100	0-5-.000	0-2-.000	0-2-2	2	2	3	0	0	2
- at Missouri	33	4-6-.667	2-3-.667	2-3-.667	1-4-5	0	0	3	0	0	12
- Georgia	35	2-9-.222	0-3-.000	3-4-.750	2-7-9	3	4	3	0	0	7
- at South Carolina	36	9-15-.600	6-10-.600	0-2-.000	1-6-7	3	2	1	0	1	24
- Alabama	37	7-14-.500	2-6-.333	2-2-1.000	2-7-9	0	1	2	1	0	18
at Arkansas											
at LSU											
Vanderbilt											
South Carolina											
at Mississippi St.											

CAREER STATISTICS • ALL GAMES

	GP-GS	Min	Avg	FG-A	Pct	3FG-A	Pct	FT-A	Pct	O-D-Tot	Avg	PF	FO	A	TO	Blk	Stl	Pts	Avg
2017-18	30-5	469	15.6	45-104	.433	13-41	.317	20-34	.588	38-65-103	3.4	34	0	21	22	2	9	123	4.1
2018-19	25-25	855	34.2	121-264	.458	31-100	.310	37-61	.607	44-146-190	7.6	36	1	60	64	10	17	310	12.4
Total	55-30	1324	24.1	166-368	.451	44-141	.312	57-95	.600	82-211-293	5.3	70	1	81	86	12	26	433	7.9

CAREER ACCOLADES

- SEC Freshman of the Week (Dec. 26, 2017)

SEASON NOTES

Started the season with a career performance, leading the Aggies against Savannah State with 24 points and 16 rebounds ... Added 11 points and five rebounds against UC Irvine ... Led the way with 18 points, 15 coming in the second half, at No. 3 Gonzaga ... Had nine points and nine rebounds against Minnesota ... Led the way with 25 points against South Alabama ... Added nine points, six rebounds and six assists against Northwestern State ... Had seven points and eight boards in the win over Oregon State ... Brought down 12 rebounds, adding six points and four assists against Marshall ... Finished with 17 points, nine rebounds and six assists against Texas Southern ... Recorded a double-double against Arkansas, scoring 20 points and grabbing 15 rebounds ... Added 13 points and nine boards at No. 18 Kentucky ... Had 16 points, knocking down a pair of free throws with four seconds remaining to position the Aggies for a last-second win at Alabama ... Knocked down four threes to finish with 22 points against No. 14 Auburn ... Grabbed seven rebounds against Missouri ... Recorded his third double-double of the season with 11 points and 12 boards in the win over Kansas State ... Put up 14 points and grabbed six rebounds against No. 1 Tennessee ... Scored 12 points in the win at Missouri ... Added nine rebounds, seven points and four assists in the win over Georgia ... Led the way with 24 points, knocking down a season-best six threes, at South Carolina ... Led the way with 18 points in the win over Alabama.

PERSONAL

Savion Flagg was born May 26, 1999, in Alvin, Texas, to parents Antione and Torie Flagg ... has a brother, James ... plans to major in business management ... has a cousin, Jonathan Babineaux, who played football for the Atlanta Falcons.



SOPHOMORE (1L) • GUARD • 6-2 • 196
DALLAS, TEXAS • LANCASTER HS
MAJOR : UNIVERSITY STUDIES

TJ STARKS

#2

18-19 SEASON HIGHS

CAREER HIGHS

PTS	23	vs Arkansas (1/5/19)	PTS	23	3x, last vs Arkansas (1/5/19)
RBS	5	vs SSU (11/7/18), vs Minnesota (11/18/18)	RBS	7	at Georgia (2/28/18)
AST	8	vs Oregon St (12/15/18), vs Tennessee (2/2/19)	AST	8	3x, last vs Tennessee (2/2/19)
STL	4	vs Georgia (2/12/19)	STL	4	vs Georgia (2/12/19)
BLK	1	at South Carolina (2/16/19)	BLK	1	3x, last at South Carolina (2/16/19)
3PM	3	vs Washington (11/20/18), vs TSU (12/29/18)	3PM	4	3x, last at Auburn (2/7/18)
MIN	38	at Alabama (1/12/19), vs Tennessee (2/2/19)	MIN	38	at Alabama (1/12/19), vs Tennessee (2/2/19)

2018-19 GAME-BY-GAME STATISTICS

	Min	FG-A-Pct	3FG-A-Pct	FT-A-Pct	O-D-Tot	PF	A	TO	Blk	Stl	Pts
- Savannah State	32	6-19-.316	1-10-.100	3-5-.600	0-5-5	3	5	9	0	3	16
- UC Irvine	30	3-15-.200	2-8-.250	0-2-.000	0-4-4	3	2	3	0	1	8
- at Gonzaga	26	7-17-.412	0-3-.000	2-3-.667	1-3-4	3	4	4	0	0	16
- vs. Minnesota	34	4-14-.286	0-4-.000	3-3-1.000	2-3-5	3	5	6	0	2	11
- vs. Washington	33	5-14-.357	3-9-.333	4-4-1.000	1-0-1	4	5	3	0	2	17
- South Alabama	31	4-9-.444	2-3-.667	3-5-.750	0-0-0	3	3	3	0	1	13
- Northwestern St.	28	5-10-.500	1-4-.250	1-2-.500	0-3-3	3	2	2	0	1	12
- vs. Oregon State	35	8-17-.471	1-6-.167	1-2-.500	2-0-2	4	8	5	0	1	18
- Valpo	17	2-8-.250	1-4-.250	1-1-1.000	0-4-4	2	1	3	0	0	6
Marshall	26	6-15-.400	1-3-.333	4-5-.800	0-4-4	2	4	4	0	0	17
Texas Southern	23	5-12-.417	3-6-.500	1-2-.500	0-1-1	2	5	4	0	1	14
- Arkansas	33	8-18-.444	2-7-.286	5-8-.625	0-2-2	4	5	3	0	1	23
- at Kentucky	34	7-15-.467	2-5-.200	2-3-.667	0-0-0	4	0	5	0	2	18
- at Alabama	38	4-17-.235	1-6-.167	3-4-.750	1-3-4	3	2	2	0	0	12
- Auburn	34	3-14-.214	0-5-.000	0-1-.000	0-4-4	2	2	5	0	0	6
Missouri	18	0-7-.000	0-4-.000	2-4-.500	1-0-1	2	1	2	0	2	2
- at Florida	29	3-13-.231	0-4-.000	4-6-.667	1-1-2	1	6	2	0	1	10
- Kansas State	25	5-12-.417	1-4-.250	1-2-.500	0-1-1	0	6	4	0	0	12
- LSU	35	7-19-.368	2-10-.200	5-6-.833	3-2-5	1	3	5	0	0	21
- Tennessee	38	4-14-.286	2-5-.400	1-3-.333	1-2-3	0	8	2	0	1	11
- at Ole Miss	6	0-1-.000	0-0-.000	0-0-.000	0-0-0	1	1	2	0	1	0
at Missouri	28	5-10-.500	2-4-.500	3-3-1.000	0-1-1	2	3	6	0	2	15
Georgia	26	7-9-.778	1-2-.500	4-7-.571	0-0-0	3	3	1	0	4	19
at South Carolina	23	6-15-.400	0-4-.000	4-5-.800	0-2-2	1	3	4	1	3	16
Alabama	21	1-3-.333	0-1-.000	2-2-1.000	0-1-1	3	3	3	0	0	4
at Arkansas											
at LSU											
Vanderbilt											
South Carolina											
at Mississippi St.											

CAREER STATISTICS • ALL GAMES

	GP-GS	Min	Avg	FG-A	Pct	3FG-A	Pct	FT-A	Pct	O-D-Tot	Avg	PF	FO	A	TO	Blk	Stl	Pts	Avg
2017-18	32-15	680	21.3	118-304	.388	35-108	.324	47-74	.635	8-55-63	2.0	54	0	72	85	2	12	318	9.9
2018-19	25-18	703	28.1	115-317	.363	28-121	.231	59-87	.678	13-46-59	2.4	59	0	90	92	1	29	317	12.7
Total	57-33	1383	24.3	233-621	.375	63-229	.275	106-161	.658	21-101-122	2.1	113	0	162	177	3	41	635	11.1

CAREER ACCOLADES

- Preseason All-SEC Second Team (Coaches)
- 2018 SEC All-Freshman Team (Coaches)
- SEC Freshman of the Week (Feb. 12, 2018)

SEASON NOTES

Scored 16 points, adding five rebounds and five assists in the opener against Savannah State ... Had a hot first half, finishing with 16 points at Gonzaga ... Added 11 points and five assists against Minnesota ... Finished with 17 points and five assists against Washington ... Added 13 points against South Alabama ... Scored 12 points against Northwestern State ... Led the way with 18 points and eight assists in the win over Oregon State ... Came off the bench to help lead the way with 17 points in the win over Marshall ... Had 14 points and five assists against Texas Southern ... Returned to the starting lineup to lead the way against Arkansas with 23 points ... Helped lead the way with 18 points at No. 18 Kentucky ... Hit the game-winning three at the buzzer to help the Aggies earn their first win at Alabama as SEC opponents ... Had 10 points and six assists at Florida ... Added 12 points and six assists in the win over Kansas State ... Led the way with 21 points against No. 19 LSU ... Had eight assists and 11 points against No. 1 Tennessee ... Scored 15 points in the win at Missouri ... Led the way with 19 points and four steals in the win over Georgia ... Added 14 points and three steals off the bench at South Carolina.

PERSONAL

Tahjon Starks was born Sept. 11, 1998, to parents Brad and Donna Starks ... has three brothers, Gerad, Lazar and Caylen, as well as a sister, Shae ... majoring in university studies.



SENIOR (3L) • GUARD • 6-4 • 199 LBS.
DALLAS, TEXAS • MADISON HS
MAJOR : UNIVERSITY STUDIES

ADMON GILDER

Pronunciation guide

ADD-mon

#3

18-19 SEASON HIGHS

CAREER HIGHS

PTS	--	--	PTS	24	at West Virginia (1/28/17)
RBS	--	--	RBS	10	at USC (11/26/17)
AST	--	--	AST	7	three times, last vs West Virginia (11/10/17)
STL	--	--	STL	5	at Georgia (1/16/16) & at Florida (2/11/17)
BLK	--	--	BLK	2	vs American (11/14/16)
3PM	--	--	3PM	6	vs Missouri (2/8/17)
MIN	--	--	MIN	40	10 times, last vs Providence (3/16/18)

2018-19 GAME-BY-GAME STATISTICS

	Min	FG-A-Pct	3FG-A-Pct	FT-A-Pct	O-D-Tot	PF	A	TO	Blk	Stl	Pts
Savannah State	--	DNP --									
UC Irvine	--	DNP --									
at Gonzaga	--	DNP --									
vs. Minnesota	--	DNP --									
vs. Washington	--	DNP --									
South Alabama	--	DNP --									
Northwestern St.	--	DNP --									
vs. Oregon State	--	DNP --									
Valpo	--	DNP --									
Marshall	--	DNP --									
Texas Southern	--	DNP --									
Arkansas	--	DNP --									
at Kentucky	--	DNP --									
at Alabama	--	DNP --									
Auburn	--	DNP --									
Missouri	--	DNP --									
at Florida	--	DNP --									
Kansas State	--	DNP --									
LSU	--	DNP --									
Tennessee	--	DNP --									
at Ole Miss	--	DNP --									
at Missouri	--	DNP --									
Georgia	--	DNP --									
at South Carolina	--	DNP --									
Alabama	--	DNP --									
at Arkansas											
at LSU											
Vanderbilt											
South Carolina											
at Mississippi St.											

CAREER STATISTICS • ALL GAMES

	GP-GS	Min	Avg	FG-A	Pct	3FG-A	Pct	FT-A	Pct	O-D-Tot	Avg	PF	FO	A	TO	Blk	Stl	Pts	Avg
2015-16	37-0	755	20.4	87-202	.431	35-101	.347	51-67	.761	16-70-86	2.3	57	0	50	27	5	34	260	7.0
2016-17	31-30	1073	34.6	146-340	.429	58-154	.377	75-101	.743	32-88-120	3.9	69	1	120	83	9	60	425	13.7
2017-18	30-29	959	32.0	127-277	.458	47-119	.395	69-84	.821	19-105-124	4.1	65	0	77	52	5	37	370	12.3
TOTAL	98-59	2787	28.4	360-819	.440	140-374	.374	195-252	.774	67-263-330	3.4	191	1	247	162	19	131	1055	10.8

CAREER ACCOLADES

- SEC Player of the Week (Nov. 13, 2017)

SEASON NOTES

Missed the first two games of the season due to a knee injury ... Is out indefinitely due to health issues.

PERSONAL

Admon Gilder was born in Dallas, Texas, on Nov. 14, 1995, to parents Admon Gilder, Sr. and Paula Gilder ... Has a brother, Y'kendrick, and a sister, Teamber ... has a daughter, Kailey ... majoring in university studies business ... in his spare time enjoys watching movies and singing in the car.



JUNIOR (2L) • GUARD • 5-8 • 160.
PLANO, TEXAS • PRESTONWOOD CHRISTIAN ACADEMY
MAJOR : MARKETING

MARK FRENCH

#4

18-19 SEASON HIGHS				CAREER HIGHS			
PTS	2	vs NSU (12/3/18), vs Marshall (12/22/18)		PTS	4	vs Auburn (2/18/17)	
RBS	1	vs Missouri (1/19/19), at Missouri (2/9/19)		RBS	1	vs Missouri (1/19/19), at Missouri (2/9/19)	
AST	3	vs Missouri (1/19/19)		AST	3	vs Missouri (1/19/19)	
STL	1	at Ole Miss (2/6/19)		STL	1	at Ole Miss (2/6/19)	
BLK	—	—		BLK	—	—	
3PM	—	—		3PM	1	vs Auburn (2/18/17)	
MIN	11	vs Missouri (1/19/19)		MIN	11	vs Missouri (1/19/19)	

2018-19 GAME-BY-GAME STATISTICS											
	Min	FG-A-Pct	3FG-A-Pct	FT-A-Pct	O-D-Tot	PF	A	TO	Blk	Stl	Pts
Savannah State	2	0-1-.000	0-1-.000	0-0-.000	0-0-0	0	0	0	0	0	0
UC Irvine		-- DNP --									
at Gonzaga	3	0-1-.000	0-0-.000	0-0-.000	0-0-0	0	0	0	0	0	0
vs. Minnesota		-- DNP --									
vs. Washington		-- DNP --									
South Alabama		-- DNP --									
Northwestern St.	1	1-1-1.000	0-0-.000	0-0-.000	0-0-0	0	0	0	0	0	2
vs. Oregon State		-- DNP --									
Valpo	2	0-0-.000	0-0-.000	0-0-.000	0-0-0	0	1	0	0	0	0
Marshall	2	1-1-1.000	0-0-.000	0-0-.000	0-0-0	0	0	0	0	0	2
Texas Southern		-- DNP --									
Arkansas		-- DNP --									
at Kentucky		-- DNP --									
at Alabama		-- DNP --									
Auburn		-- DNP --									
Missouri	11	0-1-.000	0-0-.000	0-0-.000	0-1-1	2	3	0	0	0	0
at Florida		-- DNP --									
Kansas State	5	0-0-.000	0-0-.000	0-0-.000	0-0-0	1	1	0	0	0	0
LSU		0-0-.000	0-0-.000	0-0-.000	0-0-0	0	0	0	0	0	0
Tennessee		-- DNP --									
at Ole Miss	6	0-0-.000	0-0-.000	0-0-.000	0-0-0	0	1	1	0	1	0
at Missouri	4	0-0-.000	0-0-.000	0-0-.000	0-1-1	0	1	0	0	0	0
Georgia	0+	0-0-.000	0-0-.000	0-0-.000	0-0-0	0	0	0	0	0	0
at South Carolina		-- DNP --									
Alabama		-- DNP --									
at Arkansas											
at LSU											
Vanderbilt											
South Carolina											
at Mississippi St.											

CAREER STATISTICS • ALL GAMES																
	GP-GS	Min	Avg	FG-A	Pct	3FG-A	Pct	FT-A	Pct	O-D-Tot	Avg	PF	FO	A	TO	Blk
2016-17	3-0	4	1.3	1-3	.333	1-2	.500	1-2	.500	0-0-0	0.0	1	0	0	0	0
2017-18	5-0	7	1.4	0-3	.000	0-2	.000	0-0	.000	0-0-0	0.0	2	0	0	0	0
2018-19	11-0	37	3.7	2-5	.400	0-1	.000	0-0	.000	0-2-2	0.2	3	0	7	1	0
Total	19-0	48	2.7	3-11	.273	1-5	.200	1-2	.500	0-2-2	0.1	6	0	7	2	0

SEASON NOTES

Saw action in the opener against Savannah State and at Gonzaga ... Scored his first points of the season against Northwestern State ... Had an assist in the win over Valpo ... Added a bucket in the win over Marshall ... Had three assists in 11 minutes of action against Missouri ... Had an assist in the win over Kansas State.

PERSONAL

Mark Clifford French, Jr., was born Aug. 15, 1997, in Memphis, Tenn., to parents Mark, Sr., and Carol French ... has one brother, Graham, and three sisters, Morgan, McKenzie and Grace ... majoring in marketing ... Was put on scholarship prior to the game against Kansas State.



WENDELL MITCHELL

Pronunciation guide

when-DELL

JUNIOR (TR) • GUARD • 6-3 • 185
ROCKDALE, TEXAS • TRINITY VALLEY CC
MAJOR : RECREATION, PARK & TOURISM SCIENCE

#11

2018-19 SEASON HIGHS			CAREER HIGHS		
PTS	25	at Florida (1/22/19)	PTS	25	at Florida (1/22/19)
RBS	9	vs Valpo (12/19/18)	RBS	9	vs Valpo (12/19/18)
AST	5	vs Valpo (12/19/18), at Kentucky (1/8/19)	AST	5	vs Valpo (12/19/18), at Kentucky (1/8/19)
STL	4	4x, last at South Carolina (2/16/19)	STL	4	4x, last at South Carolina (2/16/19)
BLK	1	3x, last at Ole Miss (2/6/19)	BLK	1	3x, last at Ole Miss (2/6/19)
3PM	7	at Florida (1/22/19)	3PM	7	at Florida (1/22/19)
MIN	37	3x, last at South Carolina (2/16/19)	MIN	37	3x, last at South Carolina (2/16/19)

2018-19 GAME-BY-GAME STATISTICS												
	Min	FG-A-Pct	3FG-A-Pct	FT-A-Pct	O-D-Tot	PF	A	TO	Blk	Stl	Pts	
Savannah State	--	DNP	--									
UC Irvine	--	DNP	--									
at Gonzaga	--	DNP	--									
vs. Minnesota	22	0-8-.000	0-3-.000	0-1-.000	1-0-1	1	1	0	0	1	0	
vs. Washington	18	2-5-.400	0-2-.000	0-0-.000	1-1-2	2	0	0	0	0	4	
South Alabama	24	1-6-.167	0-2-.000	5-5-1.000	3-2-5	1	2	2	0	0	7	
Northwestern St.	22	5-10-.500	3-7-.429	5-5-1.000	1-3-4	3	1	1	1	1	18	
vs. Oregon State	28	3-9-.333	3-6-.500	1-2-.500	1-2-3	3	2	2	0	2	10	
- Valpo	33	3-8-.375	2-5-.200	0-0-.000	0-9-9	3	5	2	0	3	8	
- Marshall	23	0-3-.000	0-1-.000	2-2-1.000	1-2-3	3	4	2	0	0	2	
- Texas Southern	34	8-13-.615	5-8-.625	0-1-.000	0-2-2	2	4	2	0	3	21	
- Arkansas	33	2-11-.182	0-7-.000	3-4-.750	1-1-2	4	2	1	0	0	7	
- at Kentucky	29	3-10-.300	2-4-.500	2-2-1.000	1-5-6	3	5	4	0	1	10	
- at Alabama	32	6-13-.462	2-6-.333	4-5-.800	0-6-6	4	1	0	0	1	18	
- Auburn	33	5-10-.500	3-7-.429	9-10-.900	2-4-6	3	2	3	0	2	22	
- Missouri	24	2-9-.222	0-4-.000	0-0-.000	2-1-3	1	0	3	0	3	4	
- at Florida	33	9-16-.563	7-9-.778	0-0-.000	2-2-4	1	1	4	0	4	25	
- Kansas State	24	7-12-.583	4-6-.667	4-4-1.000	1-2-3	2	1	4	0	4	22	
- LSU	35	1-8-.125	0-2-.000	0-0-.000	1-6-7	4	2	3	0	2	2	
- Tennessee	37	6-14-.429	4-10-.400	2-5-.400	1-4-5	0	3	2	1	1	18	
- at Ole Miss	37	10-23-.435	3-7-.429	0-0-.000	0-4-4	4	4	6	1	4	23	
- at Missouri	32	8-14-.571	1-4-.250	3-3-1.000	3-3-6	3	1	3	0	0	20	
- Georgia	33	3-13-.231	2-9-.222	1-2-.500	1-5-6	1	2	1	0	1	9	
- at South Carolina	37	8-13-.615	3-5-.600	1-1-1.00	0-6-6	2	4	5	0	4	20	
- Alabama	35	7-17-.412	2-8-.250	2-3-.667	0-3-3	0	3	2	0	0	18	
at Arkansas												
at LSU												
Vanderbilt												
South Carolina												
at Mississippi St.												

CAREER STATISTICS • ALL GAMES																			
	GP-GS	Min	Avg	FG-A	Pct	3FG-A	Pct	FT-A	Pct	O-D-Tot	Avg	PF	FO	A	TO	Blk	Stl	Pts	Avg
2018-19	22-17	658	29.9	99-245	.404	46-122	.377	44-55	.800	23-73-96	4.4	50	0	50	52	3	37	288	13.1

SEASON NOTES

Missed the first three games of the season due to a knee injury ... Made his Aggie debut against Minnesota ... Added seven points and five boards in the win over South Alabama ... Led the way against Northwestern State with 18 points ... Pitched in 10 points, three rebounds and two steals in the win over Oregon State ... Filled out the stat sheet with eight points, nine boards, five assists and three steals in his first start as an Aggie against Valpo ... Led the way with 21 points, draining five threes, against Texas Southern ... Added 10 points, six boards and five assists at No. 18 Kentucky ... Put up 18 points and grabbed six rebounds in the win at Alabama ... Helped lead the way with 22 points, going 9-for-10 from the free throw line against Auburn ... Went 7-of-9 from beyond the arc to finish with 25 points, also adding four steals, at Florida ... Scored all 22 points in the second half, one point shy of outscoring Kansas State in the period to help the Aggies earn the SEC/Big 12 Challenge win ... Led the way with 18 points, all coming in the second half, against No. 1 Tennessee ... Scored 23 points, adding four assists and four steals to lead the Aggies at Ole Miss ... Led the way with 20 points, also grabbing six rebounds, in the win at Missouri ... Added nine points and six rebounds in the win over Georgia ... Put up 20 points, adding six rebounds and four steals at South Carolina ... Helped lead the way with 18 points in the win over Alabama.

PERSONAL

Born March 26, 1997 ... Son of Wendell and Sharee Mitchell ... Nickname is Chuck ... Is an avid fisherman and would like to become a professional bass fisherman after basketball.



SENIOR (3L) • GUARD • 6-3 • 181
FRIENDSWOOD, TEXAS • FRIENDSWOOD HS
MAJOR : INDUSTRIAL DISTRIBUTION

CHRIS COLLINS

#12

18-19 SEASON HIGHS

CAREER HIGHS

PTS	7	vs Savannah State (11/7/18)	PTS	12	vs LSU (1/11/17)
RBS	5	vs SSU (11/7/18), at Missouri (2/9/19)	RBS	5	vs SSU (11/7/18), at Missouri (2/9/19)
AST	6	vs Savannah State (11/7/18)	AST	8	vs LSU (1/11/17)
STL	1	5x, last at Missouri (2/9/19)	STL	2	vs Arkansas (1/17/17)
BLK	1	vs Missouri (1/19/19)	BLK	1	vs SC State (12/10/16), vs Missouri (1/19/19)
3PM	1	vs Savannah St (11/7/18), at Ole Miss (2/6/19)	3PM	2	vs LSU (1/11/17), vs Georgia (1/21/17)
MIN	30	vs Savannah State (11/7/18)	MIN	35	at Mississippi State (1/14/17)

2018-19 GAME-BY-GAME STATISTICS

	Min	FG-A-Pct	3FG-A-Pct	FT-A-Pct	O-D-Tot	PF	A	TO	Blk	Stl	Pts
- Savannah State	30	1-6-.1667	1-5-.200	4-4-1.00	0-5-5	3	6	1	0	0	7
- UC Irvine	23	1-4-.250	0-3-.000	0-0-.000	0-1-1	1	3	0	0	0	2
at Gonzaga	14	0-0-.000	0-0-.000	0-0-.000	0-0-0	3	0	0	0	0	0
vs. Minnesota		-- DNP --									
vs. Washington		-- DNP --									
South Alabama		-- DNP --									
Northwestern St.	11	0-1-.000	0-1-.000	0-0-.000	0-0-0	0	1	0	0	1	0
vs. Oregon State		-- DNP --									
Valpo	11	0-2-.000	0-2-.000	0-0-.000	0-0-0	2	0	0	0	0	0
Marshall	5	0-0-.000	0-0-.000	0-0-.000	0-1-1	0	0	0	0	0	0
Texas Southern		-- DNP --									
Arkansas	4	0-0-.000	0-0-.000	0-0-.000	0-0-0	0	0	0	0	0	0
at Kentucky		-- DNP --									
at Alabama	1	0-0-.000	0-0-.000	0-0-.000	0-0-0	1	0	0	0	0	0
Auburn	4	0-1-.000	0-1-.000	0-0-.000	0-0-0	1	0	1	0	0	0
Missouri	12	0-0-.000	0-0-.000	0-0-.000	0-0-0	0	1	1	1	1	0
at Florida	2	0-0-.000	0-0-.000	0-0-.000	0-0-0	1	0	0	0	1	0
Kansas State	23	0-1-.000	0-1-.000	0-0-.000	0-3-3	0	1	0	0	0	0
LSU	5	0-0-.000	0-0-.000	0-0-.000	0-0-0	0	0	0	0	0	0
Tennessee		--DNP--									
at Ole Miss	18	1-2-.500	1-2-.500	0-0-.000	0-2-2	4	4	0	0	1	3
- at Missouri	24	0-5-.000	0-4-.000	0-0-.000	0-5-5	0	0	0	0	1	0
- Georgia	11	0-1-.000	0-1-.000	0-0-.000	0-2-2	1	2	1	0	0	0
- at South Carolina	11	0-0-.000	0-0-.000	0-0-.000	0-1-1	3	1	0	0	0	0
- Alabama	15	0-1-.000	0-1-.000	0-0-.000	1-1-2	0	0	0	0	0	0
at Arkansas											
at LSU											
Vanderbilt											
South Carolina											
at Mississippi St.											

CAREER STATISTICS • ALL GAMES*

	GP-GS	Min	Avg	FG-A	Pct	3FG-A	Pct	FT-A	Pct	O-D-Tot	Avg	PF	FO	A	TO	Blk	Stl	Pts	Avg
2014-15	3-0	5	1.7	1-1	1.000	1-1	1.000	0-0	.000	0-0-0	0.0	2	0	0	0	0	0	3	1.0
2016-17	27-8	369	13.7	13-43	.302	8-33	.242	3-7	.429	2-26-28	1.0	37	1	39	24	2	6	37	14
2017-18	17-0	120	7.1	9-30	.300	5-20	.250	3-4	.750	3-14-17	1.0	13	0	2	3	1	5	26	1.5
2018-19	18-6	224	12.4	3-24	.125	2-21	.095	4-4	1.000	1-22-23	1.3	20	0	18	5	1	5	12	0.7
Total	65-14	718	11.0	26-98	.265	16-75	.213	10-15	.667	6-62-68	1.0	72	1	59	32	4	16	78	1.2

SEASON NOTES

Had seven points, six assists and five rebounds in the season opener against Savannah State ... Had an assist, block and steal in 12 minutes of action against Missouri ... Had one steal at Florida ... Grabbed three rebounds and added an assist in the win over Kansas State ... Had four assists at Ole Miss.

PERSONAL

Christopher Michael Collins is the son of Allison Cox and William Collins ... born June 20, 1996, in Friendswood, Texas ... has a sister, Nicole ... father played collegiately at Central Michigan ... majoring in industrial distribution.

*MISSED 2015-16 SEASON DUE TO INJURY



BRANDON MAHAN

Pronunciation guide

MAY-han

SOPHOMORE (TR) • GUARD • 6-5 • 200
BIRMINGHAM, ALA. • CHIPOLA COLLEGE
MAJOR : UNIVERSITY STUDIES

#13

2018-19 SEASON HIGHS

PTS	20	vs Valpo (12/19/18), at Ole Miss (2/6/19)
RBS	7	vs Washington (11/20/18)
AST	4	vs South Alabama (11/23/18)
STL	3	vs Minnesota (11/18/18), at Missouri (2/9/19)
BLK	1	6x, last at Missouri (2/9/19)
3PM	6	at Ole Miss (2/6/19)
MIN	33	vs Washington (11/20/18)

CAREER HIGHS

PTS	20	vs Valpo (12/19/18), at Ole Miss (2/6/19)
RBS	7	vs Washington (11/20/18)
AST	4	vs South Alabama (11/23/18)
STL	3	vs Minnesota (11/18/18), at Missouri (2/9/19)
BLK	1	6x, last at Missouri (2/9/19)
3PM	6	at Ole Miss (2/6/19)
MIN	33	vs Washington (11/20/18)

2018-19 GAME-BY-GAME STATISTICS

	Min	FG-A-Pct	3FG-A-Pct	FT-A-Pct	O-D-Tot	PF	A	TO	Blk	Stl	Pts
Savannah State	25	2-10-.200	2-10-.200	0-0-.000	2-4-6	2	2	2	0	0	6
UC Irvine	21	1-3-.333	1-1-1.000	0-0-.000	2-2-4	1	0	1	1	0	3
- at Gonzaga	31	1-8-.125	1-6-.167	2-4-.500	1-5-6	2	2	1	0	0	5
- vs. Minnesota	27	6-8-.750	2-3-.667	3-4-.750	1-3-4	4	1	2	0	3	17
- vs. Washington	33	1-5-.200	0-2-.000	0-0-.000	3-4-7	3	1	1	0	0	3
- South Alabama	29	1-4-.250	1-4-.250	3-5-.600	0-4-4	1	4	0	1	2	6
- Northwestern St.	23	3-6-.500	2-3-.667	0-0-.000	0-3-3	1	1	0	1	1	8
- vs. Oregon State	17	3-5-.600	2-3-.667	2-2-1.000	0-4-4	4	0	0	1	0	10
- Valpo	31	7-10-.700	4-7-.571	2-3-.667	0-1-1	1	2	0	0	2	20
- Marshall	29	5-7-.714	2-3-.667	0-0-.000	0-3-3	0	0	1	0	1	12
- Texas Southern	28	0-6-.000	0-6-.000	0-1-.000	2-2-4	1	2	0	0	1	0
- Arkansas	24	2-5-.200	2-5-.200	0-0-.000	0-3-3	3	1	0	0	0	6
at Kentucky	16	1-4-.250	1-4-.250	0-0-.000	0-1-1	2	0	1	0	0	3
at Alabama	13	0-2-.000	0-1-.000	0-0-.000	0-2-2	2	1	0	0	0	0
Auburn	12	0-2-.000	0-1-.000	0-0-.000	0-1-1	2	0	0	0	0	0
Missouri	16	1-5-.200	1-4-.250	0-1-.000	0-3-3	2	1	1	0	0	3
at Florida	25	1-4-.250	1-4-.250	0-0-.000	0-1-1	2	0	0	1	0	3
- Kansas State	25	3-6-.500	2-4-.500	0-0-.000	0-2-2	0	0	0	0	0	8
- LSU	22	1-4-.250	1-4-.250	1-2-.500	0-2-2	1	0	2	0	1	4
Tennessee	17	4-4-1.000	4-4-1.000	0-0-.000	0-0-0	1	0	0	0	0	12
at Ole Miss	29	7-9-.778	6-7-.857	0-0-.000	2-2-4	3	0	0	0	1	20
- at Missouri	31	2-3-.667	1-2-.500	1-2-.500	1-3-4	1	1	1	1	3	6
- Georgia	25	1-4-.250	1-4-.500	0-0-.000	0-1-1	3	0	0	0	1	3
- at South Carolina	24	1-5-.200	0-3-.000	0-0-.000	1-3-5	4	1	3	0	0	2
- Alabama	15	1-5-.200	1-4-.250	3-3-1.000	0-2-2	2	1	1	0	0	6
at Arkansas											
at LSU											
Vanderbilt											
South Carolina											
at Mississippi St.											

CAREER STATISTICS • ALL GAMES

	GP-GS	Min	Avg	FG-A	Pct	3FG-A	Pct	FT-A	Pct	O-D-Tot	Avg	PF	FO	A	TO	Blk	Stl	Pts	Avg
2018-19	25-16	588	23.5	55-134	.410	39-99	.394	17-27	.630	15-61-76	3.0	48	0	21	17	6	16	166	6.6

SEASON NOTES

Added six points and six rebounds in the season opener against Savannah State ... Grabbed six rebounds and added five points in his first career start at No. 3 Gonzaga ... Scored 17 points and tallied three steals against Minnesota ... Grabbed seven rebounds against Washington ... Added six points and four rebounds against South Alabama ... Scored eight points against Northwestern State ... Added 10 points and four boards in the win over Oregon State ... Recorded his first 20-point game in the win over Valpo ... Scored 12 points in the win over Marshall ... Returned to the starting lineup to add eight points in the win over Kansas State ... Didn't miss a shot, draining four threes to finish with 12 points against No. 1 Tennessee ... Went 6-for-7 from beyond the arc to record his second 20-point game of the year at Ole Miss ... Added six points, three steals and four rebounds in the win at Missouri.

PERSONAL

Transferred from Chipola College, entering as a sophomore on the court ... Helped lead his JUCO squad to a 22-8 record and a state championship appearance ... Averaged 14.1 points and 5.1 rebounds at Chipola.



GRAD (TR) • FORWARD • 6-8 • 245
LAGOS, NIGERIA • TENNESSEE STATE
DEGREE: SOCIAL SCIENCES

#21



SENIOR (2L) • GUARD • 5-10 • 180
DALLAS, TEXAS • SOUTH OAK CLIFF HS
MAJOR : ECONOMICS

FRANK BYERS

#22

2018-19 SEASON HIGHS				CAREER HIGHS			
PTS	—	—	—	PTS	2	vs Baylor (12/19/15)	
RBS	—	—	—	RBS	1	vs Denver (12/7/16) & SSU (12/13/17)	
AST	—	—	—	AST	1	vs Auburn (2/18/18)	
STL	—	—	—	STL	1	vs SE Louisiana (11/16/15)	
BLK	—	—	—	BLK	—	—	
3PM	—	—	—	3PM	—	—	
MIN	—	—	—	MIN	3	vs Savannah State (12/13/17)	

2018-19 GAME-BY-GAME STATISTICS											
	Min	FG-A-Pct	3FG-A-Pct	FT-A-Pct	O-D-Tot	PF	A	TO	Blk	Stl	Pts
Savannah State		-- DNP --									
UC Irvine		-- DNP --									
at Gonzaga		-- DNP --									
vs. Minnesota		-- DNP --									
vs. Washington		-- DNP --									
South Alabama		-- DNP --									
Northwestern St.		-- DNP --									
vs. Oregon State		-- DNP --									
Valpo		-- DNP --									
Marshall	1	0-0-.000	0-0-.000	0-0-.000	0-0-0	0	0	0	0	0	0
Texas Southern		-- DNP --									
Arkansas		-- DNP --									
at Kentucky		-- DNP --									
at Alabama		-- DNP --									
Auburn		-- DNP --									
Missouri		-- DNP --									
at Florida		-- DNP --									
Kansas State		-- DNP --									
LSU		-- DNP --									
Tennessee		-- DNP --									
at Ole Miss		-- DNP --									
at Missouri		-- DNP --									
Georgia	0+	0-0-.000	0-0-.000	0-0-.000	0-0-0	0	0	0	0	0	0
at South Carolina		-- DNP --									
Alabama		-- DNP --									
at Arkansas		-- DNP --									
at LSU		-- DNP --									
Vanderbilt		-- DNP --									
South Carolina		-- DNP --									
at Mississippi St.		-- DNP --									

CAREER STATISTICS • ALL GAMES																	
	GP-GS	Min	Avg	FG-A	Pct	3FG-A	Pct	FT-A	Pct	O-D-Tot	Avg	PF	FO	A	TO	Blk	Stl
2015-16	8-0	9	1.1	1-3	.333	0-1	.000	0-1	.000	0-0-0	0.0	1	0	0	0	0	1
2016-17	3-0	3	1.0	0-0	.000	0-0	.000	0-0	.000	0-1-1	0.3	0	0	1	1	0	0
2017-18	3-0	6	1.7	0-1	.000	0-1	.000	0-0	.000	1-0-1	0.3	0	0	0	0	0	0
2018-19	2-0	1	1.0	0-0	.000	0-0	.000	0-0	.000	0-0-0	0.0	0	0	0	0	0	0
TOTAL	16-0	18	1.2	1-4	.250	0-2	.000	0-1	.000	1-1-2	0.1	1	0	1	1	0	1

SEASON NOTES

Made his season debut in the win over Marshall.

PERSONAL

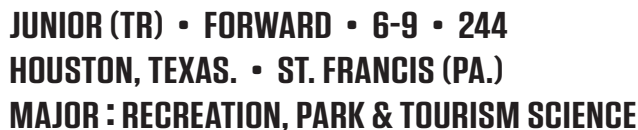
Frank Byers, Jr. is the son of Frank Byers, Sr. and Stephanie King ... born Oct. 19, 1996, in Dallas, Texas ... has two brothers, Wonya and Stephan, and two sisters, Desaree and Yasmine ... in his spare time, enjoys shooting and hanging out with friends ... plans to major in economics.



#24

CAREER STATISTICS • ALL GAMES																			
	GP-GS	Min	Avg	FG-A	Pct	3FG-A	Pct	FT-A	Pct	O-D-Tot	Avg	PF	FO	A	TO	Blk	Stl	Pts	Avg
2018-19	23-1	325	141	30-58	517	6-18	333	25-37	676	20-41-61	27	26	0	14	26	6	13	91	4.0

John Walker III was born Jan. 19, 1999 in Houston, Texas, to parents John and Karen Walker ... nicknamed Trey ... has two brothers, Cody and Jawaan, as well as a sister, Jada ... majoring in university studies leadership.



NEE-bow

#32

[illegible]

	GP-GS	Min	Avg	FG-A	Pct	3FG-A	Pct	FT-A	Pct	O-D-Tot	Avg	PF	FO	A	TO	Blk	Stl	Pts	Avg
2018-19	23-1	458	19.9	73-102	.716	0-0	.000	44-62	.710	56-78-134	5.8	38	0	6	22	57	6	190	8.3

Scored 10 points and blocked three shots in the season opener against Savannah State ... Recorded a double-double with 15 points and 10 rebounds against UC Irvine ... Added nine points against Washington ... Had seven points and seven blocks in the win over South Alabama ... Didn't miss a shot from the field or free throw line, en-route to an eight-point, nine-rebound performance ... Scored six points, grabbed seven rebounds and blocked three shots in the win over Valpo ... Was a perfect 7-for-7 from the field en-route to a 16-point, eight-rebound night ... Notched his fourth perfect night from the field of the season to add six points and six boards against Texas Southern ... Led the way with 21 points, adding seven rebounds and four blocks in the last-second win at Alabama ... Got up for four blocks against Auburn ... Led the way with 12 points, also grabbing five rebounds and four blocks against Missouri ... Didn't miss a shot from the field, nearing a double-double with eight points and nine rebounds at Florida ... Added six points and seven rebounds in the win over Kansas State ... Recorded his second double-double with 16 points and 11 rebounds, also adding four blocks against LSU ... Made his first start as an Aggie, scoring 10 points and grabbing six rebounds ... Scored 14 points and grabbed 10 rebounds at Ole Miss ... Missed the game at Missouri and against Georgia due to a knee injury ... Returned at South Carolina and blocked four shots.

Joshua Nebo was born July, 17, 1997, in Houston, Texas, to parents Shady and Stella Nebo ... has a brother, Shad, and three sisters, Chidinma, Melody and Kim ... enjoys playing video games in his spare time ... majoring in recreation, park and tourism sciences.



SOPHOMORE (1L) • GUARD • 5-9 • 174
HOUSTON, TEXAS • ST. THOMAS
MAJOR : SPORT MANAGEMENT

CAMERON ALO

#33

2018-19 SEASON HIGHS						CAREER HIGHS					
PTS	–	–	–	PTS	–	–	–	–	–	–	–
RBS	–	–	–	RBS	–	–	–	–	–	–	–
AST	–	–	–	AST	1	vs UCSB (11/17/17)					
STL	–	–	–	STL	1	vs Savannah State (12/13/17)					
BLK	–	–	–	BLK	–	–	–	–	–	–	–
3PM	–	–	–	3PM	–	–	–	–	–	–	–
MIN	–	–	–	MIN	1	vs Savannah State (12/13/17)					

2018-19 GAME-BY-GAME STATISTICS											
	Min	FG-A-Pct	3FG-A-Pct	FT-A-Pct	O-D-Tot	PF	A	TO	Blk	Stl	Pts
Savannah State		-- DNP --									
UC Irvine		-- DNP --									
at Gonzaga		-- DNP --									
vs. Minnesota		-- DNP --									
vs. Washington		-- DNP --									
South Alabama		-- DNP --									
Northwestern St.		-- DNP --									
vs. Oregon State		-- DNP --									
Valpo		-- DNP --									
Marshall	1	0-0-.000	0-0-.000	0-0-.000	0-0-0	0	0	1	0	0	0
Texas Southern		-- DNP --									
Arkansas		-- DNP --									
at Kentucky		-- DNP --									
at Alabama		-- DNP --									
Auburn		-- DNP --									
Missouri		-- DNP --									
at Florida		-- DNP --									
Kansas State		-- DNP --									
LSU		-- DNP --									
Tennessee		-- DNP --									
at Ole Miss		-- DNP --									
at Missouri		-- DNP --									
Georgia		-- DNP --									
at South Carolina		-- DNP --									
Alabama		-- DNP --									
at Arkansas											
at LSU											
Vanderbilt											
South Carolina											
at Mississippi St.											

CAREER STATISTICS • ALL GAMES																			
	GP-GS	Min	Avg	FG-A	Pct	3FG-A	Pct	FT-A	Pct	O-D-Tot	Avg	PF	FO	A	TO	Blk	Stl	Pts	Avg
2017-18	2-0	1	0.5	0-0	.000	0-0	.000	0-0	.000	0-0-0	0.0	0	0	1	0	0	1	0	0.0
2018-19	1-0	1	1.0	0-0	.000	0-0	.000	0-0	.000	0-0-0	0.0	0	0	0	1	0	0	0	0.0
Total	3-0	2	0.7	0-0	.000	0-0	.000	0-0	.000	0-0-0	0.0	0	0	1	1	0	1	0	0.0

SEASON NOTES

Made his season debut in the win over Marshall.

PERSONAL

Cameron Christian Alo was born April 24, 1998, in Houston, Texas, to parents Kenneth and Kim Alo ... has three brothers, Chris, Nick and Connor, as well as a sister, Katelyn ... enjoys watching movies in his spare time ... majoring in sport management.

GAME 1

Texas A&M 98, Savannah State 83

WED., NOV. 7, 2018 | COLLEGE STATION

KEYS TO THE GAME:

- Sophomore forward Savion Flagg scored 24 points and six Texas A&M players scored at least nine points as the Aggies defeated Savannah State 98-83.
- A&M overwhelmed SSU in points in the paint (58-18), rebounds (68-43), second-chance points (31-7) and blocks (8-1).
- The Aggies played without starting guards Admon Gilder (hamstring, knee) and Wendell Mitchell (tendinitis), but the injuries are not expected to be serious. Sophomore guard TJ Starks added 16 points for the Aggies, and freshman guard Collins Joseph led the way for the Tigers with 20 points.
- Texas A&M coach Billy Kennedy has pledged the Aggies will get up and down the floor this season more than they have in years past, with big men Robert Williams and Tyler Davis having turned pro, and the young squad did exactly that in blasting to a 53-37 halftime lead.

SAVANNAH STATE (0-1)

Player	MP	FG	FT	TR	PF	A	TO	Blk	Stl	TP
Harper*	27	5-11	0-0	3	4	5	5	0	1	11
Z. Smith*	23	4-11	2-2	2	1	1	5	0	3	13
Sellers*	28	2-8	1-2	4	4	3	1	0	0	6
Dotson*	27	2-10	8-9	7	1	1	1	0	1	13
J. Smith*	13	2-5	1-2	0	3	0	0	0	0	6
Joseph	19	7-13	0-2	3	2	2	0	0	4	20
Grant, Jr.	18	3-10	0-0	3	4	0	1	0	2	8
Hansen	21	1-7	0-2	10	2	2	4	1	1	3
Saeed	12	0-1	0-0	1	2	0	0	0	0	0
Bryant	12	1-6	0-0	0	1	1	3	0	2	3
TM				10						
Total	200	27-82	12-19	43	24	15	20	1	14	83

TEXAS A&M (1-0)

Player	MP	FG	FT	TR	PF	A	TO	Blk	Stl	TP
Chandler, g	26	4-10	3-4	5	4	2	4	2	3	11
Flagg, f	26	10-14	1-1	16	2	3	2	0	2	24
Starks, g	32	6-19	3-5	5	3	5	9	0	3	16
Collins, g	30	1-6	4-4	5	3	6	1	0	0	7
Mekowulu, f	20	3-7	3-6	14	0	1	1	0	1	9
French	2	0-1	0-0	0	0	0	0	0	0	0
Walker	1	0-0	0-0	0	0	0	0	0	0	0
Mahan	25	2-10	0-0	6	2	2	2	0	0	6
Jasey	10	2-3	1-4	3	1	1	1	1	0	5
Walker III	14	4-6	1-1	3	0	0	2	2	0	10
Nebo	14	5-5	0-1	4	3	1	2	3	1	10
TM				7						
Total	200	37-81	16-26	68	18	21	24	8	10	98

3-Pointers.....TAMU 8 (Flagg 3, Mahan 2, Collins, Starks, Walker III)
SSU 17 (Joseph 6, Z. Smith 3, Grant, Jr. 2,
Bryant, Dotson, Hansen, Harper, Sellers, J. Smith)
 Officials.....Nance, Phillips, Bemis
 Technicals.....TAMU (Chandler), SSU (one)
 Attend.....6,757

Percentages:
 Savannah State FG%.....32.9 3FG%.....31.5 FT%.....63.2
 Texas A&M FG%.....45.7 3FG%.....21.1 FT%.....61.5

Savannah State 37 46 83
 Texas A&M 53 45 98

GAME 2

Texas A&M vs UC Irvine

FRI., NOV. 9, 2018 | COLLEGE STATION

KEYS TO THE GAME:

- Play went back-and-forth to start the game, as neither team led by more than four points until there was under seven minutes remaining in the first half.
- A quick 8-2 run that included back-to-back dunks for the Aggies forced UC Irvine to call at timeout before the final media of the half.
- Texas A&M continued to push in the closing minutes of the opening period, and a heave from Jay Jay Chandler just over the mid-court line made it a 10-point lead for the Aggies at the break.
- A pair free throws from Christian Mekowulu and a layup from Savion Flagg gave the Aggies their largest lead of the night, up 14 points to start the second half.
- A 10-3 run by the Anteaters got the difference back within two possessions, and they eventually cut it one with 2:50 left to play.
- UC Irvine's Eyassu Worku quieted the crowd as he scored on a falling 12-footer with 6.4 seconds remaining to give the Anteaters their only lead of the second half, and the first since nine minutes into the opening half.
- A&M inbounded without calling a timeout and pushed the ball up the floor, but TJ Starks missed a long 3-point attempt as time expired.

UC IRVINE (2-0)

Player	MP	FG	FT	TR	PF	A	TO	Blk	Stl	TP
Hazzard*	31	7-13	0-1	4	3	2	2	0	0	19
Galloway*	21	2-3	0-0	8	3	1	2	0	1	4
Edgar, Jr.*	33	3-6	3-6	6	1	0	2	0	1	9
Worku*	33	4-7	0-1	5	2	6	4	0	0	9
Rutherford*	21	3-4	1-2	4	3	1	1	2	0	7
Cartwright	21	4-9	0-0	1	1	3	0	0	0	10
Traylor	5	1-2	0-0	0	2	1	0	0	0	3
Rivers	2	0-0	0-0	0	0	0	0	0	0	0
Ruddell	4	1-1	0-0	1	2	0	0	1	0	2
Welp	15	3-8	0-2	5	2	1	2	0	0	6
Jones	14	1-2	3-3	5	5	1	1	4	0	5
TM				1						
Total	200	29-55	7-15	40	24	16	14	7	2	74

TEXAS A&M (1-1)

Player	MP	FG	FT	TR	PF	A	TO	Blk	Stl	TP
Chandler, g	31	5-10	1-3	3	3	3	0	0	2	12
Flagg, f	33	5-15	0-0	5	1	2	4	0	3	11
Starks, g	30	3-15	0-2	4	3	2	3	0	1	8
Collins, g	23	1-4	0-0	1	1	3	0	0	0	2
Mekowulu, f	14	0-5	7-7	4	0	0	0	0	0	7
Mahan	21	1-3	0-0	4	1	0	1	1	0	3
Jasey	8	2-2	0-0	0	1	0	0	1	0	4
Walker III	19	3-6	4-4	6	4	1	1	0	1	11
Nebo	21	4-6	7-10	10	1	0	1	3	0	15
TM				3						
Total	200	24-66	19-26	40	19	11	10	5	7	73

3-Pointers.....TAMU 6 (Starks 2, Chandler, Flagg, Mahan)
UCI 9 (Hazzard 5, Cartwright 2, Traylor, Worku)
 Officials.....Adams, Lenox, Lewis
 Technicals.....TAMU (Chandler), UCI (Jones)
 Attend.....7,689

Percentages:
 UC Irvine FG%.....52.7 3FG%.....42.9 FT%.....46.7
 Texas A&M FG%.....36.4 3FG%.....21.4 FT%.....73.1

UC Irvine 32 42 74
 Texas A&M 42 31 73

GAME-BY-GAME RESULTS

GAME 3

Gonzaga 94, Texas A&M 71

THU., NOV. 15, 2018 | SPOKANE, WASH.

KEYS TO THE GAME:

- Gonzaga was flying up and down the court in the first half against Texas A&M, taking hurried shots, and coach Mark Few was not pleased. At halftime he told his team to slow down, and the No. 3 Bulldogs responded by blowing out the Aggies 94-71 on Thursday night.
- The Aggies were plagued by shooting in the 30 percent range most of the game, although a late flurry of scoring allowed them to finish at 41.5 percent. Gonzaga shot 49 percent.
- Neither team shot well in the early going, and Gonzaga led 16-14 with 11 minutes left in the first.
- The Aggies tied the score at 28, but Gonzaga went on a 15-5 run in the closing five minutes, including a pair of 3-pointers by Norvell, to take a 43-33 halftime lead. Hachimura and Norvell each scored 13 points in the first, while Texas A&M was held to 36 percent shooting.
- Gonzaga opened the second half with a 14-4 run to build a 57-37 lead. The Bulldogs held off the Aggies after that.

TEXAS A&M (1-2)

Player	MP	FG	FT	TR	PF	A	TO	Blk	Stl	TP
Flagg, f	35	7-14	2-2	5	3	1	2	0	0	18
Mekowulu, f	24	3-8	1-3	10	2	1	0	1	0	8
Chandler, g	19	2-7	3-4	2	5	0	3	0	2	8
Starks, g	26	7-17	2-3	4	3	4	4	0	0	16
Mahan, g	31	1-8	2-4	6	2	2	1	0	0	5
French	3	0-1	0-0	0	0	0	0	0	0	0
Walker	3	0-0	0-0	0	0	0	0	0	0	0
Collins	14	0-0	0-0	0	3	0	0	0	0	0
Jasey	11	3-3	0-0	1	1	0	0	0	3	6
Walker III	18	4-5	2-2	4	2	1	0	1	1	10
Nebo	16	0-2	0-1	5	1	0	1	2	0	0
TM				2			3			
Total	200	27-65	12-19	39	22	9	14	4	6	71

GONZAGA (3-0)

Player	MP	FG	FT	TR	PF	A	TO	Blk	Stl	TP
Clarke, f	25	6-10	2-2	11	3	2	2	3	1	14
Hachimura, f	30	7-11	3-6	7	1	0	2	1	0	18
Perkins, g	29	3-9	1-2	2	3	6	1	1	3	7
Norvell, Jr., g	30	7-14	4-5	5	3	2	1	0	2	22
Kispert, g	23	3-7	1-1	3	3	1	0	3	0	8
Crandall	23	4-9	4-8	3	4	4	1	0	2	13
Beach	1	0-0	0-0	0	0	0	0	0	0	0
Petrusev	21	2-5	6-6	6	2	0	2	2	0	10
Foster	6	0-0	0-0	0	0	0	2	0	0	0
Avayi	4	0-0	0-0	0	0	0	0	0	0	0
Jones	8	0-0	2-2	3	1	1	0	0	0	2
TM				1						
Total	200	32-65	23-32	41	20	16	11	10	8	94

3-Pointers.....TAMU 5 (Flagg 2, Chandler, Mahan, Mekowulu)
Gonzaga 7 (Norvell, Jr. 4, Crandall, Hachimura, Kispert)
 Officials.....McCall, Curry, Reed
 Technicals.....TAMU (Chandler), Gonzaga (none)
 Attend.....6,000

Percentages:
 Texas A&M FG%.....41.5 3FG%.....27.8 FT%.....63.2
 Gonzaga FG%.....49.2 3FG%.....33.3 FT%.....71.9

Texas A&M 33 34 71
 Gonzaga 43 51 94

GAME-BY-GAME RESULTS

GAME 4

Minnesota 69, Texas A&M 64
SUN., NOV. 18, 2018 | VANCOUVER, B.C.

KEYS TO THE GAME:

- The experience of Minnesota outlasted the inexperience of Texas A&M in the closing minutes even if baskets were not coming easy. Or at all.
- The Golden Gophers watched a 14-point first-half lead disappear, but made enough free-throw attempts late to get the victory despite going the final four minutes without a basket.
- The Aggies scored six straight capped by Mahan's dunk to pull even at 57-all with 5:50 left. Mahan followed with his second 3-pointer and Texas A&M had its first lead since the opening minute of the game.
- Texas A&M led 64-63, but had four straight empty possessions, missing a pair of long 3-pointers late in the shot clock and committing a pair of turnovers.
- Five ties and five lead changes closed out the the final five minutes of the game, with Minnesota keeping the edge.

MINNESOTA (3-0)

Player	MP	FG	FT	TR	PF	A	TO	Blk	Stl	TP
Murphy, f	25	4-8	5-8	7	4	2	2	0	1	14
Oturu, f	27	2-2	1-4	9	3	0	2	2	0	5
McBrayer, g	32	2-9	5-6	3	2	2	2	0	1	10
Coffey, g	30	3-8	6-10	2	2	2	6	0	1	12
Kalscheur, g	27	3-9	0-0	3	3	1	3	0	1	8
Washington	19	2-8	1-2	4	0	3	2	0	0	6
Omersa	13	1-3	0-0	1	4	0	1	1	0	2
Stull	12	2-2	0-0	1	0	1	0	0	2	6
Stockman	13	3-3	0-2	3	1	0	1	0	0	6
Hurt	2	0-0	0-0	0	1	0	1	0	0	0
TM				7						
Total	200	22-52	18-22	40	20	11	20	3	6	69

TEXAS A&M (1-3)

Player	MP	FG	FT	TR	PF	A	TO	Blk	Stl	TP
Flagg, f	35	4-11	1-2	9	1	1	0	0	1	9
Mekowulu, f	27	6-9	4-5	7	4	0	0	2	1	16
Chandler, g	30	2-7	0-0	3	4	1	2	1	2	5
Starks, g	34	4-14	3-3	5	3	5	6	0	2	11
Mahan, g	27	6-8	3-4	4	4	1	2	0	3	17
Mitchell	22	0-8	0-1	1	1	1	0	0	1	0
Jasey	8	1-1	0-0	3	2	0	0	1	1	2
Walker III	13	1-1	0-0	1	2	0	3	0	0	2
Nebo	4	1-2	0-0	1	4	0	0	0	0	2
TM				1			1			
Total	200	25-61	11-15	35	25	9	14	4	11	64

3-Pointers.....TAMU 3 (Mahan 2, Chandler)
.....Minn. 7 (Kalscheur 2, Stull 2, McBrayer, Murphy)
Officials.....Rastatter, Dixon, Poole
Technicals.....none
Attend.....3,107

Percentages:
Minnesota FG%.....42.3 3FG%.....38.9 FT%.....56.3
Texas A&M FG%.....41.0 3FG%.....20.0 FT%.....73.3

Minnesota 36 33 69
Texas A&M 26 38 64

GAME 5

Washington 71, Texas A&M 67
TUES., NOV. 20, 2018 | VANCOUVER, B.C.

KEYS TO THE GAME:

- Trailing by as many as 13 in the first half, Washington found its shooting touch in the second half and its zone defense started to cause problems for the Aggies.
- The Aggies held a 38-33 lead at the break, forcing the Huskies to shoot just 23-percent from the field in the opening period.
- A&M led by as many as 13 in the first half, but a late steady push by the Huskies and a three at the halftime buzzer cut the difference to two possessions.
- Jay Jay Chandler ignited the Aggies from opening tip, disrupting Washington throughout the night on defense, while putting up 13 of his career-high and team-best 21 points in the first half.
- Washington took its first lead of the night with just over nine minutes remaining and never trailed again.

TEXAS A&M (1-4)

Player	MP	FG	FT	TR	PF	A	TO	Blk	Stl	TP
Flagg, f	34	3-8	0-0	7	2	3	2	0	1	6
Mekowulu, f	16	1-3	1-2	3	4	0	1	1	0	3
Chandler, g	33	6-15	8-13	8	4	0	5	0	2	21
Starks, g	33	5-14	4-4	1	4	5	3	0	2	17
Mahan, g	33	1-5	0-0	7	3	1	1	0	0	3
Mitchell	18	2-5	0-0	2	2	0	0	0	0	4
Jasey	8	0-0	2-4	5	3	0	0	1	0	2
Walker III	8	1-1	0-0	2	0	0	1	0	0	2
Nebo	17	4-6	1-2	3	4	0	0	1	0	9
TM				1						
Total	200	23-57	16-25	39	26	9	13	3	5	67

WASHINGTON (4-1)

Player	MP	FG	FT	TR	PF	A	TO	Blk	Stl	TP
Dickerson, f	31	7-19	10-17	17	2	2	2	0	0	24
Timmins, f	5	0-0	0-0	0	2	0	0	0	0	0
Crisp, g	32	1-6	4-5	3	3	4	3	0	0	7
Thybulle, g	26	2-5	2-2	0	4	1	2	2	4	7
Nowell, g	30	4-9	5-7	5	4	1	3	0	0	14
Bey	3	0-0	0-0	0	0	0	0	0	0	0
Carter	18	3-8	2-2	3	1	1	1	0	0	8
Wright	36	1-8	1-2	8	4	3	0	4	2	4
Green	19	2-6	2-5	3	0	0	0	0	1	7
TM				5	1					
Total	200	20-61	25-36	44	21	12	11	6	7	71

3-Pointers.....TAMU 5 (Starks 3, Chandler, Mahan)
.....Wash. 6 (Green 2, Crisp, Nolan, Thybulle, Wright)
Officials.....Self, Jarrett, Nixon
Technicals.....none
Attend.....3,070

Percentages:
Texas A&M FG%.....40.4 3FG%.....29.4 FT%.....64.0
Washington FG%.....32.8 3FG%.....30.0 FT%.....69.0

Texas A&M 38 29 67
Washington 33 38 71

GAME 6

Texas A&M 74, South Alabama 62
FRI., NOV. 23, 2018 | COLLEGE STATION

KEYS TO THE GAME:

- The Aggies trailed by four a little more than midway through the first half before closing on a tear against the outsized Jaguars (3-3).
- A&M outscored South Alabama 26-6 over the final nine minutes to grab a 43-27 halftime lead, one the Aggies wouldn't come close to relinquishing.
- Savion Flagg did much of the work himself in the first half, scoring 19 points over the first 20 minutes by making 9-of-11 from the field.
- The victory marked the 250th program in Texas A&M program history in Reed Arena and Billy Kennedy's 350th career win as a head coach.

SOUTH ALABAMA (3-3)

Player	MP	FG	FT	TR	PF	A	TO	Blk	Stl	TP
McGee*	26	1-6	0-0	3	2	3	6	1	1	3
Morris*	9	1-3	0-0	0	3	2	1	1	2	2
Sikes*	35	7-17	2-4	0	1	0	2	0	1	21
Dial*	13	0-2	0-0	4	0	1	1	0	0	0
Mitchell*	32	1-5	2-4	2	2	4	1	0	2	4
Kelly	31	3-4	3-3	4	2	1	0	1	0	11
Andrews	21	3-6	0-0	1	3	1	0	0	1	7
Ajevi	21	6-13	0-0	5	1	2	1	1	1	12
Pettway	12	1-1	0-0	0	1	4	0	0	0	2
TM				3						
Total	200	23-57	7-11	22	15	18	12	4	8	62

TEXAS A&M (2-4)

Player	MP	FG	FT	TR	PF	A	TO	Blk	Stl	TP
Changler, g	32	1-4	0-0	6	2	5	1	0	0	2
Flagg, f	35	12-15	0-1	3	1	2	3	0	1	25
Starks, g	31	4-9	3-4	0	3	3	3	0	1	13
Mahan, g	29	1-4	3-5	4	1	4	0	1	2	6
Mekowulu, f	20	4-5	4-4	8	2	1	3	1	0	12
Mitchell	24	1-6	5-5	5	1	2	2	0	0	7
Walker III	9	1-2	0-0	2	0	1	1	0	1	2
Nebo	20	2-3	3-4	7	1	0	1	7	0	7
TM				2						
Total	200	26-48	18-23	37	11	18	14	9	5	74

3-Pointers.....TAMU 4 (Starks 2, Flagg, Mahan)
.....USA 9 (Sikes 5, Kelly 2, Andrews, McGee)
Officials.....Shey, Burdett, Jr., Orkus, Jr.
Technicals.....TAMU (none), USA (Kelly)
Attend.....8,569

Percentages:
South Alabama FG%.....40.5 3FG%.....40.9 FT%.....63.6
Texas A&M FG%.....54.2 3FG%.....33.3 FT%.....78.3

South Alabama 27 35 62
Texas A&M 43 31 74

GAME 7

Texas A&M 80, Northwestern State 59
MON., DEC. 3, 2018 | COLLEGE STATION

KEYS TO THE GAME:

- The Aggies forced Northwestern State into a three-minute scoring drought with just inside 13 minutes to play in the first half.
- Sophomore Brandon Mahan nailed a three to put the difference in double figures, 19-7, for the first time in the game.
- Texas A&M never trailed and led by as many as 21 points in the game, and did not allow the Demons to get back within single digits.
- The Aggies' 12 blocked shots in the game matches a program single-game record, set against Mississippi State on Nov. 11, 2013.
- Despite a narrow difference on the boards, A&M dominated in the point production-wise, outscoring Northwestern State 32-18.

NORTHWESTERN STATE (2-7)

Player	MP	FG	FT	TR	PF	A	TO	Blk	Stl	TP
Jones*	33	5-12	2-2	3	1	7	3	0	0	13
Reed*	24	4-8	0-0	0	1	0	3	0	1	9
Comanita*	11	0-3	0-0	2	2	0	0	0	0	0
Lane*	26	6-17	2-2	6	3	0	2	0	0	16
Dixon*	27	4-7	2-2	7	2	0	0	0	0	10
Metoyer	9	0-3	0-0	2	0	0	1	0	1	0
Norvel	12	0-4	0-0	1	3	0	2	0	0	0
Guest	5	0-0	0-0	0	0	0	1	0	0	0
Ott	7	2-3	2-2	0	0	0	1	0	0	7
Love	19	1-4	2-2	2	3	1	2	0	0	4
Owens	10	0-2	0-0	2	2	0	2	1	0	0
Hutton	9	0-1	0-0	2	1	0	1	1	0	0
Williams	8	0-0	0-0	2	2	0	0	0	0	0
TM				4						
Total	200	22-64	10-10	33	20	8	18	2	2	59

TEXAS A&M (3-4)

Player	MP	FG	FT	TR	PF	A	TO	Blk	Stl	TP
Chandler, g	29	2-8	3-6	5	2	3	3	1	3	7
Flagg, f	30	3-9	2-2	6	0	6	3	3	1	9
Starks, g	28	5-10	1-2	3	3	2	2	0	1	12
Mahan, g	23	3-6	0-0	3	1	1	0	1	1	8
Mekowulu, f	23	3-3	8-10	2	1	0	1	2	0	14
French	1	1-1	0-0	0	0	0	0	0	0	2
Mitchell	22	5-10	5-5	4	3	1	1	1	1	18
Collins	11	0-1	0-0	0	0	1	0	0	1	0
Walker III	15	0-1	2-4	3	1	0	3	1	2	2
Nebo	18	3-3	2-2	9	3	0	2	3	0	8
TM				3						
Total	200	25-52	23-31	38	14	14	15	12	10	80

3-Pointers.....TAMU 7 (Mitchell 3, Mahan 2, Flagg, Starks)
.....NSU 5 (Lane 2, Jones, Ott, Reed)
Officials.....Poole, Baker, Chumley
Technicals.....none
Attend.....4,805

Percentages:
Northwestern State FG%.....34.4 3FG%.....23.8 FT%.....100.0
Texas A&M FG%.....48.1 3FG%.....29.2 FT%.....74.2

Northwestern State 24 35 59
Texas A&M 38 42 80

GAME 8

Texas A&M 67, Oregon State 64
SAT., DEC. 15, 2018 | PORTLAND, ORE.

KEYS TO THE GAME:

- The Aggies led for 26 minutes in the game, which saw 12 ties and 15 lead changes.
- Both teams started slow, combining for seven turnovers in the first four minutes, but the Aggies found their rhythm following the first media timeout of the game.
- They used an 11-5 run between medias to take the lead.
- Texas A&M maintained the advantage for nearly the remainder of the first half, trailing by one for 1:11 late in the opening period and taking a 33-30 lead into the break.
- Play remained close in the second half, but the Aggies used a 9-0 run with just over five minutes remaining to position themselves for victory.

TEXAS A&M (4-4)

Player	MP	FG	FT	TR	PF	A	TO	Blk	Stl	TP
Mekowulu, f	21	2-7	0-0	2	4	1	1	0	2	4
Chandler, g	23	1-4	0-0	5	0	1	2	0	0	2
Flagg, f	37	2-6	3-4	8	2	3	4	1	1	7
Starks, g	35	8-17	1-2	2	4	8	5	0	1	18
Mahan, g	17	3-5	2-2	4	4	0	0	1	0	10
Nebo	19	2-4	2-2	3	0	0	0	2	0	6
Mitchell	28	3-9	1-2	3	3	2	2	0	2	10
Walker III	20	2-2	5-5	3	3	1	1	1	1	10
TM				1						
Total	200	23-54	14-17	31	20	16	16	5	7	67

OREGON STATE (6-3)

Player	MP	FG	FT	TR	PF	A	TO	Blk	Stl	TP
Tinkle, f	36	6-17	4-6	6	2	2	6	1	1	17
Hollins, f	32	2-9	3-5	10	1	1	5	2	2	8
Kelley, f	25	2-6	2-2	9	3	1	0	4	0	6
Thompson, Jr., g	35	2-11	0-0	3	4	1	3	0	1	5
Thompson, g	37	6-12	5-6	3	2	2	2	0	0	20
Washington	15	1-1	0-0	3	3	1	1	1	0	2
Reichle	8	0-2	0-0	1	2	2	0	0	0	0
Vernon	12	2-3	0-0	1	0	2	1	0	0	6
TM				5						
Total	200	21-61	14-19	41	17	12	19	8	4	64

3-Pointers.....TAMU 7 (Mitchell 3, Mahan 2, Starks, Walker III)
.....OSU 8 (Thompson 3, Vernon 2, Hollins, Thompson, Jr., Tinkle)
Officials.....Rastatter, Olson, Gellinas
Technicals.....TAMU (Mekowulu)
Attend.....5,802

Percentages:
Texas A&M FG%.....42.6 3FG%.....41.2 FT%.....82.4
Oregon State FG%.....34.4 3FG%.....29.6 FT%.....73.7

Texas A&M 33 34 67
Oregon State 30 33 64

GAME-BY-GAME RESULTS

GAME 9

Texas A&M 71, Valpo 49
WED., DEC. 19, 2018 | COLLEGE STATION

KEYS TO THE GAME:

- The Aggies used a big spark from senior Christian Mekowulu and an early 20-2 run to distance themselves from the beginning.
- They took a 34-18 lead into the halftime break.
- A&M allowed the Crusaders to get within 11 in the second half, but quickly responded and kept the lead at 20-plus for nearly the rest of the game.
- The Aggies held Valpo to single-digit scoring for the first 15:29 of the game.
- For the third straight game, A&M forced its opponent to shoot under 35-percent from the field as the Crusaders shot 34-percent on the night and just 13.6-percent from beyond the arc (3-22).
- The 71-49 win was the Aggies' second 20-plus point win of the season after defeating Northwestern State by 21 points earlier in December at Reed Arena.
- For the first time this season, two Aggies scored 20 points in the same game.

VALPO (6-6)

Player	MP	FG	FT	TR	PF	A	TO	Blk	Stl	TP
Freeman*	25	4-8	1-2	4	4	0	3	0	0	9
Lavender*	29	1-7	2-2	4	1	4	2	0	1	4
Evelyn*	31	2-9	4-6	1	4	2	6	1	0	10
Smiths*	26	4-7	0-0	6	1	1	1	0	2	8
Fazekas*	25	2-5	0-0	1	4	3	0	0	0	4
Sackey	14	0-2	0-0	1	0	1	1	0	1	0
Golder	24	2-8	0-0	3	1	1	2	0	1	4
Stalling	2	0-0	0-0	1	0	0	0	0	0	0
Sorolla	10	1-2	0-0	3	4	0	1	0	3	2
McMillan	10	2-5	1-2	1	1	0	0	0	0	6
Kiser	4	0-0	2-2	1	0	0	0	0	0	2
TM				4						
Total	200	18-53	10-14	30	20	12	16	1	8	49

TEXAS A&M (5-4)

Player	MP	FG	FT	TR	PF	A	TO	Blk	Stl	TP
Flagg, f	23	0-3	0-0	4	0	0	2	0	2	0
Starks, g	17	2-8	1-1	4	2	1	3	0	0	6
Mitchell, g	33	3-8	0-0	9	3	5	2	0	3	8
Mahan, g	31	7-10	2-3	1	1	2	0	0	2	20
Mekowulu, f	25	8-9	3-7	4	0	1	1	2	0	20
Chandler	18	1-4	3-4	5	4	2	1	0	1	5
French	2	0-0	0-0	0	0	1	0	0	0	0
Walker	1	0-1	0-0	0	0	0	0	0	0	0
Collins	11	0-2	0-0	0	2	0	0	0	0	0
Brown	1	0-0	0-0	0	0	0	0	0	0	0
Walker III	23	2-4	1-3	2	2	0	3	0	0	6
Nebo	15	3-4	0-0	7	1	1	4	3	0	6
TM				2						
Total	200	26-53	10-18	38	15	13	16	5	8	71

3-Pointers.....TAMU 9 (Mahan 4, Mitchell 2, Mekowulu, Starks, Walker III)
.....Valpo 3 (Evelyn 2, McMillan)
Officials.....Daily, Voyard-Tadal, Felder
Technicals.....none
Attend.....6,684

Percentages:
Valpo FG%.....34.0 3FG%.....13.6 FT%.....71.4
Texas A&M FG%.....49.1 3FG%.....34.6 FT%.....55.6

Valpo 18 31 49
Texas A&M 34 37 71

GAME 10

Texas A&M 92, Marshall 68
SAT., DEC. 22, 2018 | COLLEGE STATION

KEYS TO THE GAME:

- This was the second straight game the Aggies have won by at least 20 points.
- Play remained close for nearly the entire first half as neither team led by more than two possessions until the closing minutes.
- After seven first-half ties, A&M used a 6-2 run in the final three minutes to take an eight-point lead into the break, 41-33.
- The Aggies started the second half on a 10-2 run to go up double figures and continued to distance themselves throughout the period.
- Five Aggies finished scoring in double figures in the lopsided win, marking just the second time this has happened this season.
- The Aggies out-scored Marshall in the paint, 58-24.
- A&M has forced its opponent to shoot 35-percent or worse in each of its last four games after Marshall was just 35.2-percent from the field.

MARSHALL (7-5)

Player	MP	FG	FT	TR	PF	A	TO	Blk	Stl	TP
Williams*	29	2-9	0-0	8	1	1	0	5	0	5
West*	24	2-6	0-0	1	0	1	2	0	1	6
Burks*	32	6-14	3-6	2	1	2	2	0	2	18
Watson*	29	6-14	5-7	6	2	3	1	0	1	19
Elmore*	31	3-12	0-1	3	1	4	3	0	1	6
Kinsey	20	2-4	0-0	6	4	2	0	2	0	5
Bennett	4	0-0	0-0	0	1	0	1	0	0	0
Murphy	3	0-1	0-0	0	3	0	0	0	0	0
Sustic	6	0-4	0-0	0	0	1	0	0	0	0
George	19	4-6	0-1	3	4	0	0	0	1	9
Beyers	3	0-1	0-0	0	0	0	1	0	0	0
TM				1						
Total	200	25-71	8-15	30	17	14	10	7	6	68

TEXAS A&M (6-4)

Player	MP	FG	FT	TR	PF	A	TO	Blk	Stl	TP
Chandler, g	25	5-7	0-2	6	3	1	3	0	0	11
Flagg, f	30	3-12	0-0	12	4	4	2	0	0	6
Mitchell, g	23	0-3	2-2	3	3	4	2	0	0	2
Mahan, g	29	5-7	0-0	3	0	0	1	0	1	12
Mekowulu, f	16	5-7	6-7	7	2	0	1	2	1	17
Starks	26	6-15	4-5	4	2	4	4	0	0	17
French	2	1-1	0-0	0	0	0	0	0	0	2
Collins	5	0-0	0-0	1	0	0	0	0	0	0
Brown	2	0-0	0-0	0	0	0	0	0	0	0
Beyers	1	0-0	0-0	0	0	0	0	0	0	0
Walker III	21	3-7	3-3	8	1	1	1	0	1	9
Nebo	19	7-7	2-2	8	0	2	0	2	0	16
Alo	1	0-0	0-0	0	0	0	1	0	0	0
TM				2						
Total	200	35-66	17-21	54	15	16	15	4	3	92

3-Pointers.....TAMU 5 (Mahan 2, Chandler, Starks)
.....Mar. 10 (Burks 3, Watson 2, West 2, George, Kinsey, Williams)
Officials.....Baker, Williams, Rorke
Technicals.....none
Attend.....7,894

Percentages:
Marshall FG%35.2 3FG%28.6 FT%.....53.3
Texas A&M FG%53.0 3FG%45.5 FT%.....81.0

Marshall 33 35 68
Texas A&M 41 51 92

GAME 11

Texas Southern 88, Texas A&M 73
SAT., DEC. 29, 2018 | COLLEGE STATION

KEYS TO THE GAME:

- Texas Southern used a 14-0 run late in first half to position itself for a 46-33 lead at the break.
- The Tigers came out hot, shooting 61-percent from the field despite entering the game with 40-percent average on the year.
- The Aggies had a strong start to the second half, putting together a 10-0 run in the opening minutes to get back within five.
- A&M was able to cut the difference to four with 9:30 left to play, but the Tigers responded with another lengthy run to seal the game.
- A&M has seen at least four players reach double figures in three of its last four games, and five times total so far this season.
- The loss snapped the team's five-game win streak, and a strong defensive four-game swing where there the Aggies held their opponents to 35-percent or worse from the field.

TEXAS SOUTHERN (5-8)

Player	MP	FG	FT	TR	PF	A	TO	Blk	Stl	TP
Butler*	35	7-12	0-1	3	2	5	2	0	3	17
Combs*	32	7-10	1-2	4	2	4	4	0	1	15
Patterson*	35	8-14	1-2	5	2	5	2	0	0	20
Reed*	31	6-10	0-1	11	1	0	0	5	0	13
Jones*	16	2-4	0-0	1	1	2	2	0	0	6
Ewing	16	1-1	0-0	5	4	2	1	0	0	2
McClelland	5	0-0	2-2	0	0	0	0	0	0	2
Armstrong	5	0-1	0-0	1	0	1	0	0	0	0
Olden	23	5-11	0-1	0	1	7	0	0	2	13
Lumpkin	1	0-0	0-0	0	0	0	0	0	0	0
Dobbins	1	0-0	0-0	0	0	0	0	0	0	0
TM				4						
Total	200	36-63	4-9	34	13	26	11	5	6	88

TEXAS A&M (6-5)

Player	MP	FG	FT	TR	PF	A	TO	Blk	Stl	TP
Chandler, g	25	2-7	0-0	5	2	1	2	0	0	4
Flagg, f	37	8-12	0-2	9	0	6	3	0	1	17
Mitchell, g	34	8-13	0-1	2	2	4	2	0	3	21
Mahan, g	28	0-6	0-1	4	1	2	0	0	1	0
Mekowulu, f	25	4-9	3-4	4	5	1	0	1	0	11
Starks	23	5-12	1-2	1	2	5	4	0	1	14
Walker III	13	0-2	0-0	2	0	1	0	1	0	0
Nebo	15	3-3	0-2	6	1	0	2	1	0	6
TM				4						
Total	200	30-64	4-12	37	13	20	13	3	6	73

3-Pointers.....TAMU 9 (Mitchell 5, Starks 3, Flagg)
.....TSU 12 (Butler 3, Olden 3, Patterson 3, Jones 2, Reed)
Officials.....Lindsay, Williams, Burdett, Jr.
Technicals.....none
Attend.....7,925

Percentages:
Texas Southern FG%57.1 3FG%46.2 FT%.....44.4
Texas A&M FG%46.9 3FG%32.1 FT%.....33.3

Texas Southern 46 42 88
Texas A&M 33 40 73

GAME-BY-GAME RESULTS

GAME 12

Arkansas 73, Texas A&M 71
SAT., JAN. 5, 2019 | COLLEGE STATION

KEYS TO THE GAME:

- It was a tight battle the entire way as the game saw 11 ties and 16 lead changes.
- Arkansas carried a one-point lead, 32-31, into the halftime break and led by as much as eight points in the opening period.
- The Aggies got a spark from TJ Starks and Savion Flagg in the second half, and a three from Starks with 14 second remaining got A&M back within three, but Arkansas was able to hold on.
- The loss was the first time the Aggies have fallen to Arkansas is an SEC opener through four meetings.
- This is the second time this season A&M has seen two Aggies score 20-plus points in a game.

ARKANSAS (10-3, 1-0 SEC)

Player	MP	FG	FT	TR	PF	A	TO	Blk	Stl	TP
Joe*	27	3-8	2-4	2	2	1	1	0	1	11
Bailey*	25	2-7	0-0	5	1	0	0	0	0	5
Harris*	36	4-9	6-11	3	2	9	0	0	0	15
Gafford*	25	5-11	1-2	11	4	1	1	1	0	11
Jones*	24	3-11	0-0	5	3	3	1	0	0	9
Stills	18	5-9	1-2	1	3	1	3	0	0	14
Embery-Simpson	14	0-4	0-0	2	0	0	1	0	1	0
Osabuohien	18	3-6	0-0	7	4	1	1	1	1	6
Phillips	2	0-1	0-0	0	0	0	0	0	0	0
Chaney	11	1-4	0-0	3	3	0	0	1	0	2
TM				8						
Total	200	26-70	11-22	47	22	16	8	3	3	73

TEXAS A&M (6-6, 0-1 SEC)

Player	MP	FG	FT	TR	PF	A	TO	Blk	Stl	TP
Flagg, f	36	8-11	3-7	15	5	2	1	1	0	20
Starks, g	33	8-18	5-8	2	4	5	3	0	1	23
Mitchell, g	33	2-11	3-4	2	4	2	1	0	0	7
Mahan, g	24	2-5	0-0	3	3	1	0	0	0	6
Mekowulu, f	20	1-3	0-0	7	4	0	0	2	0	2
Chandler	19	2-7	2-2	1	0	2	0	0	1	6
Collins	4	0-0	0-0	0	0	0	0	0	0	0
Walker III	13	1-3	1-2	4	1	2	2	0	0	3
Nebo	18	1-3	2-2	6	1	0	1	3	0	4
TM				2						
Total	200	25-61	16-25	42	22	14	8	6	2	71

3-Pointers.....TAMU 5 (Mahan 2, Starks 2, Flagg)
.....Ark 10 (Joe 3, Jones 3, Stills 3, Harris)
Officials.....Lenox, Voyard-Tadal, Nieves
Technicals.....none
Attend.....10,049

Percentages:
Arkansas FG%37.1 3FG%30.3 FT%.....50.0
Texas A&M FG%41.0 3FG%20.8 FT%.....64.0

Arkansas 32 41 73
Texas A&M 31 40 71

GAME 13

#18 Kentucky 85, Texas A&M 74

TUES., JAN. 8, 2019 | LEXINGTON, KY.

KEYS TO THE GAME:

- The Aggies got out to a strong start on both ends of the floor, scoring the first 10 points of the game and drawing three offensive fouls in the first 4:35 of play.
- Kentucky scored seven straight out of the first media timeout to get back in it and later used a 15-2 run to take control.
- The Aggies used a steady push in the second half to make it a six-point game with just under 10 to play.
- An 8-2 run by A&M made it a 66-64 with 7:55 on the clock, but eight straight points by the Wildcats sealed the game.
- Texas A&M shot a season-best 47.1-percent from three and 92.3-percent from the free throw line.
- Four Aggies scored in double figures for the fourth time this season.
- A&M outscored Kentucky, 40-39, in the second half, but the 12-point first half deficit was too much to overcome.

TEXAS A&M (6-7, 0-2 SEC)

Player	MP	FG	FT	TR	PF	A	TO	Blk	Stl	TP
Flagg, f	39	5-11	0-0	9	0	3	4	1	0	13
Mekowulu, f	25	1-3	4-4	4	2	0	0	2	1	6
Chandler, g	28	7-9	4-4	1	4	0	2	0	1	18
Starks, g	34	7-15	2-3	0	4	0	5	0	2	18
Mitchell, g	29	3-10	2-2	6	3	5	4	0	1	10
Mahan	16	1-4	0-0	1	2	0	1	0	0	3
Walker III	14	2-2	0-0	2	2	0	2	0	1	4
Nebo	15	1-2	0-0	2	2	0	1	0	2	2
TM			4							
Total	200	27-56	12-13	29	19	8	19	3	8	74

KENTUCKY (11-3, 1-1 SEC)

Player	MP	FG	FT	TR	PF	A	TO	Blk	Stl	TP
Travis, f	30	3-6	0-0	4	2	1	0	1	1	6
Washington, f	28	4-8	1-1	5	2	2	1	0	1	9
Hagans, g	30	4-6	10-11	1	1	4	1	0	5	18
Johnson, g	27	2-9	4-4	6	1	3	4	0	0	8
Herro, g	36	7-14	4-4	5	3	1	4	0	0	21
Richards	11	2-2	1-1	1	2	0	0	2	0	5
Quickley	13	4-4	0-1	1	0	2	0	0	3	10
Baker, Jr.	13	1-3	1-1	1	2	3	1	0	0	4
Mongomery	12	2-4	0-0	2	0	0	1	2	1	4
TM			2							
Total	200	29-56	21-23	28	13	16	12	5	11	85

3-Pointers..... TAMU 8 (Flagg 3, Mitchell 2, Starks 2, Mahan)
UK 6 (Herro 3, Quickley 2, Baker, Jr.)
 Officials..... Adams, Roberts, Grover
 Technicals..... TAMU (Mitchell, Mekowulu, Walker III)
UK (Washington, Baker, Jr.)
 Attend..... 22,048

Percentages:
 Texas A&M FG%.....48.2 3FG%.....47.1 FT%.....92.3
 Kentucky FG%.....51.8 3FG%.....33.3 FT%.....91.3

Texas A&M 34 40 74
 Kentucky 46 39 85

GAME 14

Texas A&M 81, Alabama 80
 SAT., JAN. 12, 2019 | TUSCALOOSA, ALA.

KEYS TO THE GAME:

- Sophomore TJ Starks knocked down the game-winning three to snap a three-game skid for A&M
- Alabama used a 12-2 run midway through the first half to take a double digit lead and the Aggies were unable to cut it to less than two possessions, trailing 43-32 at the break.
- Used an 8-2 push to make it 62-61 Alabama with 7:57 left to play, forcing the Crimson Tide to call a timeout.
- Redshirt freshman John Walker III knocked down a pair of FTs with 7:30 left to play to give the Aggies their first lead of the day.
- There were seven ties and five lead changes from that point on.
- It came down to free throws in the final minute and Alabama's Kira Lewis, Jr. went one-of-two from the line to make it a two-point game with three seconds to play.
- Starks quickly brought the ball down the court and knocked down the three at the buzzer.
- The victory is A&M's eighth in the series and first in Tuscaloosa since 2008.

TEXAS A&M (7-7, 1-2 SEC)

Player	MP	FG	FT	TR	PF	A	TO	Blk	Stl	TP
Flagg, f	35	4-7	8-12	7	0	2	0	1	1	16
Mekowulu, f	12	2-3	0-0	3	4	0	0	1	0	4
Chandler, g	25	2-7	0-0	4	4	2	0	0	0	4
Starks, g	38	4-17	3-4	4	3	2	2	0	0	12
Mitchell, g	32	6-13	4-5	6	4	1	0	0	1	18
Collins	1	0-0	0-0	0	1	0	0	0	0	0
Mahan	13	0-2	0-0	2	2	1	0	0	0	0
Walker III	16	0-3	6-8	4	1	0	0	0	0	6
Nebo	28	10-12	1-1	7	2	0	0	4	0	21
TM			1				1			
Total	200	28-64	22-30	38	21	8	3	6	2	81

ALABAMA (10-5, 1-2 SEC)

Player	MP	FG	FT	TR	PF	A	TO	Blk	Stl	TP
Hall, f	33	4-10	6-7	16	3	0	0	4	0	14
Mack, f	28	4-10	1-4	9	2	2	2	0	1	10
Lewis, Jr., g	30	5-9	3-4	0	0	3	1	0	0	14
Jones, g	11	0-2	1-2	2	5	1	2	0	0	1
Ingram, g	27	1-6	3-4	4	4	3	1	0	0	6
Norris	19	2-6	2-3	4	5	1	1	0	0	7
Reese	7	2-5	0-0	1	3	1	0	1	0	4
Giddens	6	0-0	0-2	1	1	0	0	0	0	0
Johnson, Jr.	9	1-2	0-0	0	2	1	0	0	0	2
Petty, Jr.	30	7-12	2-3	4	0	1	0	2	0	22
TM			4				1			
Total	200	26-62	18-29	45	25	13	8	7	1	80

3-Pointers..... TAMU 3 (Mitchell 2, Starks)
Ala. 10 (Petty, Jr., 6, Ingram, Lewis, Jr., Mack, Norris)
 Officials..... Evans, Jarrett, Clyburn
 Technicals..... none
 Attend..... 12,288

Percentages:
 TexasA&M FG%.....43.8 3FG%.....15.8 FT%.....73.3
 Alabama FG%.....49.1 3FG%.....37.0 FT%.....62.1

TexasA&M 32 49 81
 Alabama 43 37 80

GAME-BY-GAME RESULTS

GAME 15

#14 Auburn 85, Texas A&M 66
 WED., JAN. 16, 2019 | COLLEGE STATION

KEYS TO THE GAME:

- The Aggies struggled to settle in, plagued by turnovers in the opening minutes.
- A&M kept it close for much of the first half, until the Tigers used a 14-3 run to take the difference from two possessions to double figures.
- Bryce Brown scored 18 consecutive points for the Tigers -- and outscored the Aggies 18-10 by himself during that span.
- The Aggies scored the first seven points of the second half to cut it to nine points, but another big Auburn run created a lead too big to overcome.
- A&M saw two players score 20 points in the same game for the third time this season and the second time in league play (Arkansas).

AUBURN (13-3, 2-1 SEC)

Player	MP	FG	FT	TR	PF	A	TO	Blk	Stl	TP
Harper*	33	6-11	1-3	3	2	6	3	0	3	17
Brown*	30	7-16	3-3	3	2	3	1	0	2	22
Okeke*	32	5-11	0-0	7	1	1	2	0	2	10
Doughty*	23	2-7	0-0	1	3	0	1	0	1	5
Wiley*	14	2-6	0-0	12	4	0	1	1	0	4
Spencer	15	2-9	2-2	7	2	1	0	0	0	6
Dunbar	18	0-2	2-2	4	3	1	1	3	2	2
McCormick	14	3-6	0-0	4	0	4	0	1	0	6
Parker	1	0-0	0-0	1	0	0	0	0	0	0
Macy	1	0-0	0-0	0	0	0	0	0	0	0
McElmore	19	3-4	0-0	6	4	0	1	2	0	13
TM			2							
Total	200	32-76	8-10	50	21	16	10	7	10	85

TEXAS A&M (7-8, 1-3 SEC)

Player	MP	FG	FT	TR	PF	A	TO	Blk	Stl	TP
Chandler, g	26	1-5	5-7	3	4	1	2	1	2	7
Flagg, f	37	8-15	2-4	7	1	2	3	0	0	22
Starks, g	34	3-14	0-1	4	2	2	5	0	0	6
Mitchell, g	33	5-10	9-10	6	3	2	3	0	2	22
Mekowulu, f	21	1-1	2-3	7	2	0	0	0	0	4
Collins	4	0-1	0-0	0	1	0	1	0	0	0
Mahan	12	0-2	0-0	1	2	0	0	0	0	0
Walker	14	0-1	0-2	1	0	0	1	0	1	0
Nebo	19	1-1	3-3	0	1	0	0	4	0	5
TM			4							
Total	200	19-50	21-30	33	16	7	15	5	5	66

3-Pointers..... TAMU 7 (Flagg 4, Mitchell 3)
Aub 13 (Brown 5, Herper 4, McElmore 3, Doughty)
 Officials..... Jordan, Valentine, Austin
 Technicals..... none
 Attend..... 8,730

Percentages:
 Auburn FG%.....42.1 3FG%.....38.2 FT%.....80.0
 Texas A&M FG%.....38.0 3FG%.....29.2 FT%.....70.0

Auburn 48 37 85
 Texas A&M 32 34 66

GAME-BY-GAME RESULTS

GAME 16

Missouri 66, Texas A&M 43
SAT., JAN. 19, 2019 | COLLEGE STATION

GAME 17

Florida81, Texas A&M 72
TUES., JAN. 22, 2019 | GAINESVILLE, FLA.

GAME 18

Texas A&M 65, Kansas State 53
SAT., JAN. 26, 2019 | COLLEGE STATION

KEYS TO THE GAME:

- The Tigers scored the first five points of the game, but A&M responded with a 9-0 run of its own, seven of those points coming from sophomore Jay Jay Chandler, to take its first lead of the day.
- Missouri regained the advantage with a 12-3 run with under 11 minutes remaining in the first half and continued to distance itself, taking a 36-21 lead into the break.
- The Aggies were unable to get anything going in the second half and trailed by double figures the rest of the way.
- The Aggies saw two players score in double figures for the fifth time this season.
- A&M's 43 points were the team's lowest total since losing to Vanderbilt, 66-41, in the first round of the 2017 SEC Tournament.

MISSOURI (10-6, 1-3 SEC)

Player	MP	FG	FT	TR	PF	A	TO	Blk	Stl	TP
Pickett*	20	3-7	1-2	2	3	1	1	0	1	7
Ma, Smith*	24	5-9	0-0	4	3	2	2	0	1	13
Geist*	35	6-7	1-1	5	2	5	3	0	1	17
Tilmon*	27	5-8	4-4	6	1	0	3	0	1	14
Puryear*	25	4-8	0-0	10	2	0	0	0	0	8
Watson	23	1-6	2-2	1	3	2	1	0	1	5
Santos	14	0-1	0-0	2	3	0	2	0	0	0
Suggs	18	0-3	0-1	3	4	2	0	0	0	0
Mi. Smith	1	0-0	0-0	0	0	0	0	0	0	0
Nikko	13	1-3	0-0	5	1	1	0	1	0	2
TM				1						
Total	200	25-52	8-10	39	22	13	12	1	5	66

TEXAS A&M (7-9, 1-4 SEC)

Player	MP	FG	FT	TR	PF	A	TO	Blk	Stl	TP
Chandler, g	25	3-7	4-4	2	3	1	1	0	0	11
Flagg, f	36	1-7	2-2	7	0	1	2	0	0	5
Mitchell, g	24	2-9	0-0	3	1	0	3	0	3	4
Mekowulu, f	19	1-5	1-6	4	1	0	1	0	1	3
Walker III, f	16	1-4	0-0	5	1	1	0	0	0	3
Starks	18	0-7	2-4	1	2	1	2	0	2	2
French	11	0-1	0-0	1	2	3	0	0	0	0
Collins	12	0-0	0-0	1	0	1	1	1	1	0
Mahan	16	1-5	0-1	3	2	1	0	0	0	3
Nebo	23	4-5	4-8	5	2	0	4	4	1	12
TM				1						
Total	200	13-50	13-25	33	14	9	11	5	8	43

3-Pointers.....TAMU 4 (Chandler, Flagg, Mahan, Walker III)
.....Missouri 8 (Geist 4, Ma, Smith 3, Watson)
Officials.....Lindsay, Shortt, Felder
Technicals.....Missouri (Suggs), A&M (none)
Attend.....6,396

Percentages:

Missouri FG%.....48.1 3FG%.....40.0 FT%.....80.0
Texas A&M FG%.....26.0 3FG%.....18.2 FT%.....52.0

Missouri 36 30 66
Texas A&M 21 22 43

KEYS TO THE GAME:

- The Aggies had a strong first half, but Florida controlled the second half, outscoring A&M 48-26 to position itself for victory.
- Wendell Mitchell gave the Aggies a huge spark on the offensive end, recording his third 20-plus point game of the season before the first media timeout of the second half.
- Jay Jay Chandler didn't miss a shot in the first half, joining Mitchell in double figures in the opening period.
- The Aggies used an 11-3 run nearing the 12-minute mark, forcing Florida to call a timeout.
- The Gators got back within one but A&M responded with nine straight points to go up double figures, eventually taking a 46-33 lead into the break.
- Florida used a 13-2 run to start the second half and regain the lead before the midway point in the half.
- The Aggies hung around, getting back within two, but were unable to get over the hump.
- A&M shot 64-percent from three and 55-percent from the field in the first half to take a 46-33 lead into the break, its first halftime lead since the Marshall game on Dec. 22.
- A&M's 46 first half points surpassed the team's point total in the loss to Missouri (43).

TEXAS A&M (7-10, 1-5 SEC)

Player	MP	FG	FT	TR	PF	A	TO	Blk	Stl	TP
Flagg, f	34	2-8	3-4	4	2	4	4	0	0	7
Mekowulu, f	15	1-4	0-0	2	0	2	0	0	0	2
Chandler, g	29	7-8	0-0	2	5	1	2	0	1	15
Starks, g	29	3-13	4-6	2	1	6	2	0	1	10
Mitchell, g	33	9-16	0-0	4	1	1	4	0	4	25
Collins	2	0-0	0-0	0	1	0	0	0	1	0
Mahan	25	1-4	0-0	1	2	0	0	1	0	3
Walker III	6	1-2	0-0	1	0	0	1	0	0	2
Nebo	27	4-4	0-0	9	0	0	2	3	0	8
TM				6			1			
Total	200	28-59	7-10	31	12	14	16	3	7	16

FLORIDA (11-7, 3-3 SEC)

Player	MP	FG	FT	TR	PF	A	TO	Blk	Stl	TP
Johnson, f	28	1-3	0-0	9	0	3	0	1	3	2
Hayes, c	26	4-7	0-0	6	2	0	2	3	1	8
Nembhard, g	34	1-7	0-0	6	2	11	4	0	1	3
Allen, g	33	10-16	3-3	3	0	2	6	2	3	31
Locke, g	32	9-18	2-2	2	1	0	1	0	0	27
Okauru	2	0-1	0-0	0	0	0	0	0	0	0
Hudson	17	3-7	0-0	2	1	0	1	0	0	8
Stokes	5	1-1	0-0	1	2	0	0	0	0	2
Bassett	9	0-0	0-0	2	2	0	2	0	0	0
Ballard	14	0-2	0-0	3	0	0	0	0	0	0
TM				1			1			
Total	200	29-62	5-5	35	10	16	17	6	8	81

3-Pointers.....TAMU 9 (Mitchell 7, Chandler, Mahan)
.....Fla. 18 (Allen 8, Locke 7, Hudson 2, Nembhard)
Officials.....Oglesby, Kimble, Simpson
Technicals.....none
Attend.....9,063

Percentages:

TexasA&M FG%.....47.5 3FG%.....40.9 FT%.....70.0
Florida FG%.....46.8 3FG%.....48.6 FT%.....100.0

TexasA&M 46 26 72
Florida 33 48 81

KEYS TO THE GAME:

- Kansas State used a 12-2 run late in the first half to go up eight and force the Aggies to use a timeout before the final media of the opening period.
- A&M was able to cut the difference to four at the break, 30-26.
- After a three by the Wildcats to open the second half, A&M went on an 18-3 run to regain the lead. Mitchell, who didn't score in the first half, put up 12 in the run.
- Kansas State made it a three-point game with under seven minutes to play, but seven straight points by the Aggies put the lead into double figures, where it would stay for nearly the rest of the game.
- A&M is now 2-3 all-time in the SEC/Big 12 Challenge.
- Wendell Mitchell was one point shy of outscoring Kansas State on his own in the second half, as the Aggies held the Wildcats to just 23 points in the final period, while putting up 39 points of their own.

KANSAS STATE (15-5)

Player	MP	FG	FT	TR	PF	A	TO	Blk	Stl	TP
Stokes*	35	3-11	0-0	2	2	6	1	1	1	8
Brown*	33	3-9	5-5	3	3	3	0	0	4	11
Mawien*	17	0-4	0-0	2	0	0	2	0	0	0
Sneed*	27	1-6	0-0	7	3	2	2	0	2	2
Wade*	35	7-15	0-0	7	1	1	3	0	0	17
McGuiri	10	0-1	1-2	0	0	0	1	0	1	1
Neal-Williams	2	0-1	0-0	0	0	0	0	0	1	0
Diarra	30	6-12	0-0	4	3	3	4	0	3	14
Love III	1	0-0	0-0	0	0	0	0	0	0	0
Trice	3	0-0	0-0	2	1	0	1	0	0	0
McAttee	1	0-1	0-0	0	0	0	0	0	0	0
Stockard	4	0-1	0-0	1	1	0	0	0	0	0
Muldoon	1	0-0	0-0	0	0	0	0	0	0	0
Shadd	1	0-0	0-0	0	0	0	0	0	0	0
TM				2						
Total	200	20-61	6-7	30	14	15	14	1	12	53

TEXAS A&M (8-10)

Player	MP	FG	FT	TR	PF	A	TO	Blk	Stl	TP
Flagg, f	37	5-10	0-0	12	2	4	5	1	1	11
Starks, g	25	5-12	1-2	1	0	6	4	0	0	12
Mitchell, g	24	7-12	4-4	3	2	1	4	0	4	22
Mahan, g	25	3-6	0-0	2	0	0	0	0	0	8
Mekowulu, f	17	2-3	0-0	3	1	1	4	2	0	4
French	5	0-0	0-0	0	1	1	0	0	0	0
Collins	23	0-1	0-0	3	0	0	1	0	0	0
Walker III	14	1-3	0-2	3	0	1	1	0	0	2
Nebo	30	2-2	2-3	7	1	0	1	1	0	6
TM				3						
Total	200	25-49	7-11	37	7	14	20	4	5	65

3-Pointers.....TAMU 8 (Mitchell 4, Mahan 2, Flagg, Starks)
.....KSU 7 (Wade 3, Diarra 2, Stokes 2)
Officials.....Shows, Evans, Voyard-Tadai
Technicals.....none
Attend.....7,100

Percentages:

Kansas State FG%.....32.8 3FG%.....22.6 FT%.....85.7
Texas A&M FG%.....51.0 3FG%.....40.0 FT%.....63.6

Kansas State 30 23 53
Texas A&M 26 39 65

GAME-BY-GAME RESULTS

GAME 19

#19 LSU 72, Texas A&M 57

WED., JAN. 30, 2019 | COLLEGE STATION

GAME 20

#1 Tennessee 93, Texas A&M 76

SAT., FEB 2, 2019 | COLLEGE STATION

GAME 21

Ole Miss 75, Texas A&M 71

WED., FEB. 6, 2019 | OXFORD, MISS.

KEYS TO THE GAME:

- A&M used an 8-2 run to close out the first half and make it a one-point game at the break as LSU led 37-36.
- The Tigers used a 13-4 run to open the second and quickly extend their lead to double figures.
- The Aggies scored eight straight points to get back within five with under 10 to play, but LSU quickly responded to keep its lead in double figures for the final five minutes of play.
- TJ Starks led the Aggies in his second 20-plus point game of the year, fourth of his career, as he finished with 21 points. He kept A&M alive in the first half, putting up 15 in the opening period.
- Josh Nebo gave the Aggies a spark late in the first half, scoring 12 of his 16 points. He recorded his second double-double of the season, adding 11 rebounds as well as four blocks.

LSU (17-3, 7-0 SEC)

Player	MP	FG	FT	TR	PF	A	TO	Blk	Stl	TP
Reid*	27	2-11	3-5	6	3	0	3	1	0	7
Waters*	34	11-18	8-8	7	1	1	3	1	3	36
Mays*	29	1-10	0-0	2	2	4	1	1	4	2
Bigy-Williams*	27	3-4	1-1	11	3	0	1	3	1	7
Taylor*	26	3-10	1-2	5	3	2	2	0	0	7
Smart	29	2-7	0-0	3	1	3	1	0	0	4
Graves	1	0-1	0-0	0	0	0	0	0	0	0
Reese	1	0-0	0-0	1	0	0	0	0	0	0
Days	15	4-7	0-0	8	2	0	0	1	1	9
Williams	11	0-2	0-0	1	1	0	0	1	0	0
TM				1			1			
Total	200	26-70	13-16	45	16	10	12	8	9	72

TEXAS A&M (8-11, 1-6 SEC)

Player	MP	FG	FT	TR	PF	A	TO	Blk	Stl	TP
Flagg, f	34	3-8	1-2	7	2	1	3	0	0	7
Starks, g	35	7-19	5-6	5	1	3	5	0	0	21
Mitchell, g	35	1-8	0-0	7	4	2	3	0	2	2
Mahan, g	22	1-4	1-2	2	1	0	3	0	1	4
Mekowulu, f	18	2-6	3-3	5	1	0	3	0	0	7
Chandler	11	0-4	0-0	0	4	0	0	0	0	0
French	1	0-0	0-0	0	0	0	0	0	0	0
Collins	5	0-0	0-0	0	0	0	0	0	0	0
Brown	1	0-0	0-0	0	0	0	1	0	0	0
Walker III	5	0-0	0-0	0	2	0	0	0	0	0
Nebo	33	4-5	8-10	11	1	0	0	4	1	16
TM				2						
Total	200	18-54	18-23	39	16	6	16	4	4	57

3-Pointers.....TAMU 3 (Starks 2, Mahan)
LSU 7 (Waters 6, Days)
 Officials.....Oglesby, Adams, Pollard
 Technicals.....none
 Attend.....6,554

Percentages:
 LSU FG%.....37.1 3FG%.....28.0 FT%.....81.3
 Texas A&M FG%.....33.3 3FG%.....14.3 FT%.....78.3

LSU 37 35 72
 Texas A&M 36 21 57

KEYS TO THE GAME:

- A&M got back within two midway through the second half after trailing by as many as 19.
- Tennessee was able to get out to a double-figure lead before the first media timeout of the game, forcing the Aggies to burn a timeout early.
- A&M responded with a 10-0 run to get the difference back within single digits, eventually cutting it to four with 4:44 remaining until halftime.
- The Vols took a 46-39 lead into the break, before Wendell Mitchel sparked the Aggies, scoring the team's first seven points of the new half.
- A&M continued to fight, cutting the difference to two, but was unable to get over the hump.
- The Aggies knocked down a season-best 12 threes in the game.
- A&M saw five players score in double figures in a game for the third time this season.

TENNESSEE (20-1, 8-0 SEC)

Player	MP	FG	FT	TR	PF	A	TO	Blk	Stl	TP
Bone*	34	7-7	0-0	5	2	10	2	0	0	18
Turner*	33	8-13	0-0	2	2	7	1	0	3	19
Williams*	36	9-12	4-4	10	2	4	2	2	1	22
Schofield*	24	7-14	0-0	3	3	1	1	1	0	14
Alexander*	27	2-2	0-0	8	3	2	0	1	0	4
Fulkerson	5	0-1	0-0	2	1	0	1	0	0	0
Johnson	3	0-0	0-0	0	0	0	1	0	0	0
Walker	2	0-0	0-0	0	0	0	0	0	0	0
Bowden	31	7-13	0-0	2	0	4	0	1	1	16
Pons	5	0-0	0-0	0	1	0	0	0	0	0
TM				1						
Total	200	40-62	4-4	33	14	28	8	5	5	93

TEXAS A&M (8-12, 1-7 SEC)

Player	MP	FG	FT	TR	PF	A	TO	Blk	Stl	TP
Flagg, g	39	5-14	2-3	6	0	1	3	1	1	14
Starks, g	38	4-14	1-3	3	0	8	2	0	1	11
Mitchell, g	37	6-14	2-5	5	0	3	2	1	1	18
Mekowulu, f	16	2-6	0-0	6	3	1	1	0	0	4
Nebo, f	32	5-9	0-0	6	2	2	1	0	0	10
Chandler	21	3-5	1-1	2	2	1	1	0	0	7
Mahan	17	4-4	0-0	0	1	0	0	0	0	12
TM				1						
Total	200	29-66	6-12	29	8	16	10	2	3	76

3-Pointers.....TAMU 12 (Mahan 4, Mitchell 4, Flagg 2, Starks 2)
UT 9 (Bone 4, Turner 3, Bowden 2)
 Officials.....Evans, Williams, Nieves
 Technicals.....UT (Schofield), A&M (Mekowulu)
 Attend.....10,234

Percentages:
 Tennessee FG%.....64.5 3FG%.....45.0 FT%.....100.0
 Texas A&M FG%.....43.9 3FG%.....44.4 FT%.....50.0

Tennessee 46 47 93
 Texas A&M 39 37 76

KEYS TO THE GAME:

- Ole Miss used a 14-2 run to jump out to an early lead, but A&M responded with a 12-2 run of its own later in the period to get back with three and force the Rebels to burn their second timeout of the game.
- Wendell Mitchell scored seven straight points for the Aggies in the final four minutes and Brandon Mahan capped off the surge with a three with 14 seconds before the break to make it a 37-36 game at halftime in Ole Miss' favor.
- A&M put together a 9-0 run to start the second half and eventually go up nine, but the Rebels worked their way back into it to regain the lead with under five to play.
- Four free throws before the final minute for Ole Miss forced the Aggies to have to foul with under a minute remaining and allowed the Rebels to close it out.

TEXAS A&M (8-13, 1-8 SEC)

Player	MP	FG	FT	TR	PF	A	TO	Blk	Stl	TP
Flagg, f	32	1-10	0-2	2	2	2	3	0	0	2
Mekowulu, f	15	1-3	0-0	4	3	2	1	0	0	2
Chandler, g	16	2-5	0-0	3	3	2	3	0	3	4
Starks, g	6	0-1	0-0	0	1	1	2	0	1	0
Mitchell, g	37	10-23	0-0	4	4	4	6	1	4	23
French	6	0-0	0-0	0	0	1	1	0	1	0
Collins	18	1-2	0-0	2	4	4	0	0	1	3
Mahan	29	7-9	0-0	4	3	0	0	0	1	20
Walker III	16	1-1	0-1	2	0	0	1	0	0	3
Nebo	25	5-8	4-5	10	1	0	0	2	1	14
TM				7			1			
Total	200	28-62	4-8	38	21	16	18	3	12	71

OLE MISS (15-7, 5-4 SEC)

Player	MP	FG	FT	TR	PF	A	TO	Blk	Stl	TP
Hinson, f	31	3-11	3-4	3	2	2	1	1	2	11
Olejniczak, c	33	2-6	2-2	4	3	2	1	1	1	6
Shuler, g	27	1-4	0-0	4	0	3	1	0	3	3
T. Davis, g	34	6-13	6-6	8	2	5	3	0	7	19
Tyree, g	37	7-15	5-5	4	1	3	1	0	1	22
Stevens	7	1-1	0-0	3	1	0	3	1	0	3
Buffen	10	3-3	0-0	0	1	0	2	1	0	6
Rodriguez	8	0-2	0-0	2	0	1	0	0	0	0
D. Davis	13	1-3	2-2	3	2	0	0	0	0	5
TM				2						
Total	200	24-58	18-19	33	12	16	12	4	14	75

3-Pointers.....TAMU 11 (Mahan 6, Mitchell 3, Collins, Walker III)
Ole Miss 9 (Tyree 3, Honson 2, D. Davis, T. Davis, Shuler, Stevens)
 Officials.....Daily, Gaffney, Clark
 Technicals.....none
 Attend.....7,716

Percentages:
 Texas A&M FG%.....45.2 3FG%.....47.8 FT%.....50.0
 Ole Miss FG%.....41.4 3FG%.....34.6 FT%.....94.7

Texas A&M 36 35 71
 Ole Miss 37 38 75

GAME-BY-GAME RESULTS

GAME 22

Texas A&M 68, Missouri 59
SAT., FEB. 9, 2019 | COLUMBIA, MO.

KEYS TO THE GAME:

- Missouri closed out the first half with a 13-2 run, but TJ Starks drained a three just before the halftime buzzer to get the Aggies back within single digits, trailing 30-21 at the break.
- A&M used a 12-2 run of its own to get within one midway through the second half, and put together an 18-3 scoring spree to secure the road victory.
- Four Aggies scored in double figures in a game for the fifth time this season.
- The win was A&M's third this season when trailing at the break (Alabama, Kansas State).
- Despite being without Josh Nebo due to a knee injury, the Aggies out rebounded Missouri 34-25, outscoring the Tigers in the paint 30-20.

TEXAS A&M (9-13, 2-8 SEC)

Player	MP	FG	FT	TR	PF	A	TO	Blk	Stl	TP
Flagg, f	33	4-6	2-3	5	0	0	3	0	0	12
Mitchell, g	32	8-14	3-3	6	3	1	3	0	0	20
Collins, g	24	0-5	0-0	5	0	0	0	0	1	0
Mahan, g	31	2-3	1-2	4	1	1	1	1	3	6
Mekowulu, f	31	5-9	5-6	10	3	0	2	1	0	15
Chandler	10	0-1	0-0	0	2	0	1	0	1	0
Starks	28	5-10	3-3	1	2	3	6	0	2	15
French	4	0-0	0-0	1	0	1	0	0	0	0
Brown	7	0-1	0-0	0	0	0	0	0	0	0
TM				2						
Total	200	24-49	14-17	34	11	6	16	2	7	68

MISSOURI (11-11, 2-8 SEC)

Player	MP	FG	FT	TR	PF	A	TO	Blk	Stl	TP
Watson*	31	5-13	0-0	4	4	2	2	0	0	12
Pickett*	30	6-10	0-0	2	3	2	3	0	1	15
Nikko*	19	4-7	0-0	3	5	0	2	2	1	8
Geist*	33	4-8	2-2	3	0	4	1	0	0	12
Puryear*	25	3-7	0-0	7	0	0	2	0	1	7
Pinson	28	2-9	1-2	3	0	6	1	0	3	5
Santos	9	0-1	0-0	0	2	0	0	0	0	0
Suggs	7	0-1	0-0	0	0	0	1	0	1	0
Mit. Smith	18	0-1	0-0	1	2	0	1	0	0	0
TM				2						
Total	200	24-57	3-4	25	16	14	13	2	7	59

3-Pointers.....TAMU 6 (Flagg 2, Starks 2, Mahan, Mitchell)
Missouri 8 (Pickett 3, Geist 2, Watson 2, Puryear)
Officials.....Evans, Nance, Rorke
Technicals.....none
Attend.....11,171

Percentages:

Texas A&M FG%.....49.0 3FG%.....33.3 FT%.....82.4
Missouri FG%.....42.1 3FG%.....29.6 FT%.....75.0

Texas A&M 21 47 68
Missouri 30 29 59

GAME 23

Texas A&M 73, Georgia 56
TUES., FEB 12, 2019 | COLLEGE STATION

KEYS TO THE GAME:

- After three ties and six lead changes to start the game, A&M went on a 16-2 scoring spree to get out to a double-digit lead.
- The Aggies finished the half strong, taking a 34-21 lead in to the break behind 11 first half points by Jay Jay Chandler.
- A&M remained in control the rest of the way, never allowing the difference to get back to single digits and leading by as many as 19 points.
- A&M committed just seven turnovers in the game, limiting itself to single digits in the category for the third time this season (Arkansas, Alabama).

GEORGIA (10-14, 1-10 SEC)

Player	MP	FG	FT	TR	PF	A	TO	Blk	Stl	TP
Hightower*	26	3-8	3-4	2	2	3	3	0	0	9
Harris*	28	3-7	4-5	8	3	2	3	1	2	10
Hammonds*	19	1-3	3-4	5	1	2	3	1	0	5
Claxton*	38	6-12	5-9	10	3	1	1	1	1	18
Ogbeide*	19	2-4	0-2	0	0	0	1	0	2	4
Jackson II	14	0-2	0-0	2	3	0	0	0	1	0
Crump	23	2-11	0-0	1	4	3	1	0	0	6
Harrison	5	0-0	0-0	1	1	1	0	0	0	0
Wilridge	8	1-1	0-0	0	0	1	0	0	0	2
Fagan	5	0-0	0-0	2	0	1	0	0	0	0
Ngumezi	11	0-3	2-2	1	0	0	0	0	0	2
Sargiunas	4	0-0	0-0	1	0	0	0	0	0	0
TM				2						
Total	200	18-51	17-26	35	17	14	12	3	6	56

TEXAS A&M (10-13, 3-8 SEC)

Player	MP	FG	FT	TR	PF	A	TO	Blk	Stl	TP
Flagg, f	35	2-9	3-4	9	3	4	3	0	0	7
Mitchell, g	33	3-13	1-2	6	1	2	1	0	1	9
Collins, g	11	0-1	0-0	2	1	2	1	0	0	0
Mahan, g	25	1-4	0-0	1	3	0	0	0	1	3
Mekowulu, f	34	6-13	3-4	15	2	0	0	1	0	15
Chandler	25	4-6	8-10	3	1	3	1	0	1	18
Starks	26	7-9	4-7	0	3	3	1	0	4	19
French	0+	0-0	0-0	0	0	0	0	0	0	0
Brown	1	0-0	0-0	0	1	0	0	0	1	0
Byers	0+	0-0	0-0	0	0	0	0	0	0	0
Walker III	10	1-1	0-0	1	2	2	0	0	0	2
TM				3						
Total	200	24-56	19-27	40	17	16	7	1	8	73

3-Pointers.....TAMU 6 (Chandler 2, Mitchell 2, Mahan, Starks)
UGA 3 (Crump 2, Claxton)
Officials.....Groover, Jones, Shey
Technicals.....none
Attend.....5,782

Percentages:

Georgia FG%.....35.3 3FG%.....13.0 FT%.....65.4
Texas A&M FG%.....42.9 3FG%.....28.6 FT%.....70.4

Georgia 21 35 56
Texas A&M 34 39 73

GAME 24

South Carolina 84, Texas A&M 77
SAT., FEB. 16, 2019 | COLUMBIA, S.C.

KEYS TO THE GAME:

- A&M jumped out to an early lead, using a 14-3 run before the second media timeout of the game to go up 24-12.
- South Carolina put together a 9-2 run to cut into the difference but the Aggies were able to take a 42-35 lead into the break.
- A scoring lull for the Aggies to open the second half allowed South Carolina to go on a 14-3 scoring spree and take its first lead since the start of the game.
- A&M hung with the Gamecocks, but they were able to stay in control the rest of the way.
- A&M took advantage of the Gamecock's mishaps, scoring 18 points off South Carolina turnovers.

TEXAS A&M (10-14, 3-9 SEC)

Player	MP	FG	FT	TR	PF	A	TO	Blk	Stl	TP
Flagg, f	36	9-15	0-2	7	3	2	1	0	1	24
Mekowulu, f	23	2-6	0-0	4	3	0	1	1	1	4
Mitchell, g	37	8-13	1-1	6	2	4	5	0	4	20
Collins, g	11	0-0	0-0	1	3	1	0	0	0	0
Mahan, g	24	1-5	0-0	4	4	1	3	0	0	2
Chandler	19	3-5	0-0	1	2	1	0	1	0	6
Starks	23	6-15	4-5	2	1	3	4	1	3	16
Walker III	11	1-1	0-0	1	0	0	1	0	2	2
Nebo	16	1-2	1-2	3	4	0	2	4	0	3
TM				3						
Total	200	31-62	6-10	32	22	12	17	7	11	77

SOUTH CAROLINA (13-12, 8-4 SEC)

Player	MP	FG	FT	TR	PF	A	TO	Blk	Stl	TP
Kotsar, f	20	0-2	0-2	1	2	0	1	0	0	0
Bryant, f	15	0-6	0-0	2	2	1	1	0	0	0
Silva, f	33	7-13	7-7	14	3	2	5	3	2	22
Lawson, g	38	7-12	3-5	7	2	5	2	0	3	23
Campbell, g	37	4-13	2-2	2	0	6	1	0	2	13
Gravett	32	6-11	2-6	5	3	4	2	1	2	18
Haase	23	3-6	0-0	4	1	1	2	1	0	8
Frink	2	0-1	0-0	2	1	0	0	1	0	0
TM				4						
Total	200	27-64	14-22	41	14	19	14	6	9	84

3-Pointers.....TAMU 9 (Flagg 6, Mitchell 3)
USC 16 (Lawson 6, Gravett 4, Campbell 3, Haase 2, Silva)
Officials.....Shows, Howard, Hampton
Technicals.....none
Attend.....13,473

Percentages:

Texas A&M FG%.....50.0 3FG%.....40.9 FT%.....60.0
South Carolina FG%.....42.2 3FG%.....51.6 FT%.....63.6

Texas A&M 42 35 77
South Carolina 35 49 84

GAME-BY-GAME RESULTS

GAME 25

Texas A&M 65, Alabama 56
TUES., FEB. 19, 2019 | COLLEGE STATION

GAME 26

Texas A&M at Arkansas
SAT., FEB 23, 2019 | FAYETTEVILLE, ARK.

GAME 27

Texas A&M at LSU
TUES., FEB. 26, 2019 | BATON ROUGE, LA.

KEYS TO THE GAME:

- A&M never gave up, battling back from multiple double-digit scoring sprees by the Crimson Tide to regain the lead late and never look back.
- It was a slow start to the game for both teams, but Alabama used a pair of big runs to pull away in the opening period.
- Savion Flagg scored the last five points of the first half to break up a 10-0 run by the Crimson Tide and cut the difference to six, 30-24, at the break.
- A&M used a 13-2 rally between halves to tie things up early in the second half, but another 12-0 spree by Alabama forced the Aggies to burn a timeout with 12:49 to play.
- It was Flagg again that sparked the Aggies, scoring seven of A&M's nine unanswered points to tie the game at 45 with 7:34 remaining.
- Jay Jay Chandler drained a three with under seven minutes to play to regain a lead the Aggies would not relinquish the rest of the way.
- After trailing 30-24 at halftime, A&M outscored Alabama 41-26 in the second half.
- The win marks the first time in the series the Aggies have claimed back-to-back wins over the Crimson Tide in the same season.
- This is the fourth time this season A&M has trailed at the half and come back to claim victory (Alabama, Kansas State, Missouri).

ALABAMA (15-11, 6-7 SEC)

Player	MP	FG	FT	TR	PF	A	TO	Blk	Stl	TP
Hall*	26	3-5	0-1	5	1	1	1	1	0	6
Lewis, Jr.*	32	2-11	0-0	3	1	4	0	0	1	5
Ingram*	27	2-6	1-2	4	2	2	3	0	0	6
Petty*	32	3-8	1-1	6	3	2	3	0	0	7
Mack*	28	6-10	1-1	2	2	1	2	2	2	14
Norris	23	3-8	0-0	5	2	0	1	0	0	9
Giddens	12	1-5	1-2	2	1	1	0	1	0	3
Johnson, Jr.	8	1-2	0-0	0	0	2	1	0	0	2
Jones	12	2-2	0-0	1	1	2	2	0	1	4
TM				3						
Total	200	23-57	4-7	31	13	15	13	3	4	56

TEXAS A&M (11-14, 4-9 SEC)

Player	MP	FG	FT	TR	PF	A	TO	Blk	Stl	TP
Flagg, f	37	7-14	2-2	9	0	1	2	1	0	18
Mitchell, g	35	7-17	2-3	3	0	3	2	0	0	18
Collins, g	15	0-1	0-0	2	0	0	0	0	0	0
Mahan, g	15	1-5	3-3	2	2	1	1	0	0	6
Mekowulu, f	26	2-5	2-2	8	3	0	1	1	0	6
Chandler	20	3-5	2-2	3	0	0	2	0	2	9
Starks	21	1-3	2-2	1	3	3	3	0	0	4
Walker III	17	0-0	0-0	1	2	2	1	0	2	0
Nebo	14	1-4	2-2	5	2	0	1	1	0	4
TM				4						
Total	200	22-54	15-16	38	12	10	13	3	4	65

3-Pointers.....TAMU 6 (Flagg 2, Mitchell 2, Chandler, Mahan)
Alabama 6 (Norris 3, Ingram, Lewis, Jr., Mack)
 Officials.....Jordan, Simpson, Cassell
 Technicals.....none
 Attend.....11,171

Percentages:

Alabama FG%40.4 3FG%26.1 FT%57.1
 Texas A&M FG%40.7 3FG%26.1 FT%93.8

Alabama 30 26 56
 Texas A&M 24 41 65

NUMERICAL ROSTER

NO	NAME	POS.	HT.	WT.	CL-EXP	HOMETOWN (HIGH SCHOOL/COLLEGE)
0	Jay Jay Chandler	G	6-4	180	So.-1L	Katy, Texas (Cinco Ranch)
1	Savion Flagg	G/F	6-7	217	So.-1L	Alvin, Texas (Alvin)
2	TJ Starks	G	6-2	196	So.-1L	Dallas, Texas (Lancaster)
3	Admon Gilder	G	6-4	199	Sr.-3L	Dallas, Texas (Madison)
4	Mark French	G	5-8	160	Jr.-2L	Plano, Texas (Prestonwood Christian Acad.)
5	Zach Walker	G	6-3	188	Fr.-HS	Deer Park, Texas (Deer Park)
10	Everett Vaughn	C	6-10	237	Fr.-HS	Bellaire, Texas (St. Thomas)
11	Wendell Mitchell	G	6-3	185	Jr.-TR	Rockdale, Texas (Rockdale /Baylor/Trinity Valley CC)
12	Chris Collins	G	6-3	181	Sr.-3L	Friendswood, Texas (Friendswood)
13	Brandon Mahan	G	6-5	200	So.-TR	Birmingham, Ala. (Central Park Christian Sch./Chipola College)
20	John Brown	F	6-10	226	So.-TR	Magnolia, Texas (Magnolia/Texas Tech/Blinn College)
21	Christian Mekowulu	F	6-8	245	Gr.-TR	Lagos, Nigeria (Covenant Christian HS [Ga.]/Tennessee State)
22	Frank Byers	G	5-10	180	Sr.-3L	Dallas, Texas (South Oak Cliff)
24	John Walker III	F	6-9	196	Fr.-RS	Houston, Texas (Marshall)
31	Luke McGhee	F	6-8	237	Fr.-HS	San Antonio, Texas (Clark)
32	Josh Nebo	F	6-9	244	Jr.-RS	Houston, Texas (Cypress Lakes/Saint Francis)
33	Cameron Alo	G	5-9	174	So.-1L	Houston, Texas (St. Thomas)

ALPHABETICAL ROSTER

NO	NAME	POS.	HT.	WT.	CL-EXP	HOMETOWN (HIGH SCHOOL/COLLEGE)
33	Cameron Alo	G	5-9	174	So.-1L	Houston, Texas (St. Thomas)
20	John Brown	F	6-10	226	So.-TR	Magnolia, Texas (Magnolia/Texas Tech/Blinn College)
22	Frank Byers	G	5-10	180	Sr.-3L	Dallas, Texas (South Oak Cliff)
0	Jay Jay Chandler	G	6-4	180	So.-1L	Katy, Texas (Cinco Ranch)
12	Chris Collins	G	6-3	181	Sr.-3L	Friendswood, Texas (Friendswood)
1	Savion Flagg	G/F	6-7	217	So.-1L	Alvin, Texas (Alvin)
4	Mark French	G	5-8	160	Jr.-2L	Plano, Texas (Prestonwood Christian Academy)
3	Admon Gilder	G	6-4	199	Sr.-3L	Dallas, Texas (Madison)
13	Brandon Mahan	G	6-5	200	So.-TR	Birmingham, Ala. (Central Park Christian Sch./Chipola College)
31	Luke McGhee	F	6-8	237	Fr.-HS	San Antonio, Texas (Clark)
21	Christian Mekowulu	F	6-8	245	Gr.-TR	Lagos, Nigeria (Covenant Christian [Ga.]/Tennessee State)
11	Wendell Mitchell	G	6-3	185	Jr.-TR	Rockdale, Texas (Rockdale/Baylor/Trinity Valley CC)
32	Josh Nebo	F	6-9	244	Jr.-RS	Houston, Texas (Cypress Lakes/Saint Francis)
2	TJ Starks	G	6-2	196	So.-1L	Dallas, Texas (Lancaster)
10	Everett Vaughn	C	6-10	237	Fr.-HS	Bellaire, Texas (St. Thomas)
24	John Walker III	F	6-9	196	Fr.-RS	Houston, Texas (Marshall)
5	Zach Walker	G	6-3	188	Fr.-HS	Deer Park, Texas (Deer Park)

COACHING & SUPPORT STAFF

HEAD COACH: Billy Kennedy (Southeastern Louisiana '86), 8th season

ASSISTANT COACHES: Ulric Maligi (Howard '06), Jeff Reynolds (UNC Greensboro '78)

STRENGTH & CONDITIONING: Darby Rich (Alabama '92)

STUDENT-ATHLETE DEVELOPMENT: Barry Davis (Texas A&M '76)

ASSISTANT ATHLETICS DIRECTOR/BASKETBALL: Peter Warden (Texas A&M '05)

VIDEO COORDINATOR: Marshall Moorhouse (Texas A&M '16)

ATHLETIC TRAINER: Matt Doles (New Mexico '99)

PRONUNCIATION GUIDE

Name	Pronunciation	Name	Pronunciation
Cameron Alo	al-O	Brandon Mahan	MAY-han
Savion Flagg	SAY-vee-on	Christian Mekowulu	mek-oh-WUU-luu
Admon Gilder	ADD-mon	Wendell Mitchell	when-DELL
Josh Nebo	NEE-bow		

— RADIO-TV ROSTER —
TEXAS A&M BASKETBALL



JAY JAY Chandler

0 6-4 • 180 • So-1L
Katy, Texas



SAVION Flagg

1 6-7 • 217 • So-1L
Alvin, Texas




TJ Starks

2 6-2 • 196 • So-1L
Dallas, Texas



ADMON Gilder

3 6-4 • 199 • Sr-3L
Dallas, Texas



MARK French

4 5-8 • 160 • Jr-2L
Plano, Texas



ZACH Walker

5 6-3 • 188 • Fr-HS
Deer Park, Texas




EVERETT Vaughn

10 6-10 • 237 • Fr-HS
Bellaire, Texas



WENDELL Mitchell

11 6-3 • 185 • Jr-TR
Rockdale, Texas



CHRIS Collins

12 6-3 • 181 • Sr-3L
Friendswood, Texas



BRANDON Mahan

13 6-5 • 200 • So-TR
Birmingham, Ala.



JOHN Brown

20 6-10 • 226 • So-TR
Magnolia, Texas



CHRISTIAN Mekowulu

21 6-8 • 245 • Sr-TR
Lagos, Nigeria




FRANK Byers

22 5-10 • 180 • Sr-3L
Dallas, Texas



JOHN Walker III

24 6-9 • 196 • Fr-RS
Houston, Texas




LUKE McGhee

31 6-8 • 237 • Fr-Hs
San Antonio, Texas



JOSH Nebo

32 6-9 • 244 • Jr-RS
Houston, Texas



CAMERON Aio

33 5-9 • 174 • So-1L
Houston, Texas



BILLY Kennedy

Head Coach

PRONUNCIATION GUIDE

Cameron ALO	al-O
SAVION Flagg	SAY-vee-on
ADMON Gilder	ADD-mon
Brandon MAHAN	MAY-han
Christian MEKOWULU	mek-oh-WUU-luu
WENDELL Mitchell	when-DELL
Josh NEBO	NEE-bow