



GEORGIA BASKETBALL

2018-19 GEORGIA LADY BULLDOGS GAME NOTES

Tray Littlefield

Associate Sports Communications Director

1 Selig Circle, Athens, GA 30602

Phone: (205) 504-4566 | Email: trayl@sports.uga.edu

2018-19 SCHEDULE/RESULTS

Record: 15-10, 6-6 SEC

Home: 12-2 | Away: 2-7 | Neutral: 1-1

NOVEMBER

9	ST. BONAVENTURE (SECN+)	W, 67-40
11	WINTHROP (SECN+)	W, 85-39
14	at UCLA (Pac-12 Network)	L, 80-69
18	at Georgia Tech (ACC Network)	L, 63-53
22	Morgan State#	W, 60-33
24	#7 Maryland#	L, 58-51
28	MERCER (SECN+)	W, 67-60

DECEMBER

2	CHARLESTON SOUTHERN (SECN+)	W, 83-75
4	FURMAN (SECN+)	W, 61-38
14	at Villanova	L, 62-56
19	LIPSCOMB (SECN+)	W, 77-45
21	GEORGIA SOUTHERN (SECN+)	W, 81-38
28	PRESBYTERIAN (SECN+)	W, 83-59

JANUARY

3	LSU (SECN+)*	W, 63-50
6	at Vanderbilt (SECN+)*	W, 71-64
10	at #6 Mississippi State (SECN)*	L, 80-71
13	#13 TENNESSEE (ESPN2)*	W, 66-62
17	at Missouri (SECN)*	L, 61-35
20	TEXAS A&M ESPN2)*	L, 76-66
27	ALABAMA (ESPNU)*	L, 58-53
31	at Arkansas (SECN+)*	W, 80-72

FEBRUARY

3	at Auburn (SECN)*	L, 59-58 (OT)
10	FLORIDA (ESPNU)*	W, 93-58
14	at #11 South Carolina (SECN)*	L, 65-57
18	OLE MISS (SECN)*	W, 78-56
21	ARKANSAS (SECN+)*	7:00 P.M.
24	at Alabama (SECN)*	6:00 p.m.
28	at Florida (SECN+)*	7:00 p.m.

MARCH

3	KENTUCKY (SECN)*	1:00 P.M.
---	------------------	-----------

Home games listed in **BOLD**

* - Denotes SEC Game

- Puerto Rico Clasico

WHERE TO WATCH

Network: SEC Network +

Play-By-Play: Matt Stewart

Analyst: Christy Thomaskutty

Sideline: Mackenzie Ingram

HOW TO LISTEN

Network: Georgia Bulldog Sports Network (IMG)

Play-By-Play: Jeff Dantzer

Athens Affiliate: 960 AM and 103.7 FM

FOLLOW THE LADY BULLDOGS



Georgia Women's Basketball



@UGA_WBB



@UGA_WBB

TODAY'S GAME: GEORGIA (15-10, 6-6 SEC) VS. ARKANSAS (16-10, 5-7 SEC) | 7 PM ET | STEGEMAN COLISEUM (10,523)



GEORGIA LADY BULLDOGS

Head Coach: Joni Taylor

Career Record: 78-42 (4th year)

Record at School: Same

Leading Scorer:

Caliya Robinson (14.1 ppg)

Leading Rebounder:

Caliya Robinson (8.0 rpg)

VS.



ARKANSAS RAZORBACKS

Head Coach: Mike Neighbors

Career Record: 111-59 (6th year)

Record at School: 29-28 (2nd year)

Leading Scorer:

Chelsea Dungee (19.0 ppg)

Leading Rebounder:

Kiara Williams (7.1 rpg)

OPENING TIP: GEORGIA HOSTS ARKANSAS FOR THURSDAY NIGHT MATCHUP

» Georgia makes a quick turnaround to host Arkansas at 7 p.m. ET this Thursday at Stegeman Coliseum. The game is available on SEC Network +, with Matt Stewart, Christy Thomaskutty and Mackenzie Ingram on the call.

» Associate head coach Karen Lange will assume head coaching duties on Thursday. Less than 12 hours after Georgia defeated Ole Miss, head coach Joni Taylor gave birth to a healthy girl -- Drew Simone -- at 7:29 a.m. on Tuesday.

» The Lady Bulldogs are looking for their second win against the Razorbacks this season. Georgia defeated Arkansas 80-72 on Jan. 31 in Fayetteville.

» Georgia owns a 33-5 lead in the all-time series against Arkansas and has not lost to the Razorbacks in Athens since 2009 -- a string of seven-straight games.

» Senior forward Caliya Robinson leads the Lady Bulldogs in both scoring and rebounding this season with 14.1 ppg and 8.0 rpg. Her 58 total blocks are the second-most in the league, and she needs just 22 swats to break the Georgia career record (Tawana McDonald - 297 - 1998-02).

» Redshirt-junior point guard Taja Cole is coming off another double-digit assist performance on Monday, when she totaled 10 dimes against Ole Miss. Cole has had 10 or more assists four times this season. Among Georgia players, only Ashley Houts, Shacobia Barbee and Jasmine James (each once) had double-digit assists in a game in the previous 10 seasons.

GEORGIA'S STARTING FIVE (BASED ON PREVIOUS GAMES)



#0	TAJA COLE R-JR // G	#2	GABBY CONNALLY SO // G	#23	QUE MORRISON SO // G	#11	MAYA CALDWELL SO // G / F	#4	CALIYA ROBINSON SR // F
MIN: 33.9		MIN: 34.7		MIN: 21.5		MIN: 16.9		MIN: 28.6	
PPG: 10.7		PPG: 12.4		PPG: 3.5		PPG: 4.8		PPG: 14.1	
FG%: 41.5%		FG%: 41.6%		FG%: 43.2%		FG%: 40.5%		FG%: 47.9%	
3FG%: 25.0%		3FG%: 37.8%		3FG%: 33.3%		3FG%: 18.8%		3FG%: 33.3%	
FT%: 59.1%		FT%: 91.1%		FT%: 83.3%		FT%: 47.4%		FT%: 71.0%	

SERIES HISTORY: GEORGIA VS. ARKANSAS

Overall: Georgia leads, 33-5

In Athens: Georgia leads, 16-2

In Fayetteville: Georgia leads, 14-3

Neutral Sites: Georgia leads, 3-0

Current Streak: Georgia has won 12 of the last 13

Last Meeting: Georgia won 80-72 (1/31/19)

Largest Margin of Victory: Georgia won 87-54 (2/24/96)

Largest Defeat: Arkansas won 66-45 (2/24/02)



Front Row (left to right): Malury Bates, Maya Caldwell, Caliya Robinson, Stephanie Paul, Jenna Staiti

Back Row (left to right): Taja Cole, Ari Henderson, Caitlin Hose, Donnetta Johnson, Kaila Hubbard, Que Morrison and Gabby Connally

NUMERICAL ROSTER

No.	Name	Pos.	Ht.	Cl./Exp.	Hometown/Previous School
0	Taja Cole	G	5-8	R-Jr.-1L	Richmond, Va. / University of Louisville
1	Donnetta Johnson	G	5-11	Fr.-HS	Queens, N.Y. / Baldwin HS
2	Gabby Connally	G	5-6	So.-1L	San Antonio, Texas / Brandeis HS
3	Stephanie Paul	G/F	6-1	Jr.-2L	Naples, Fla. / Community School of Naples
4	Caliya Robinson	F	6-3	Sr.-3L	Marietta, Ga. / McEachern HS
10	Caitlin Hose	G	5-9	Fr.-HS	Hazel Green, Ala. / Hazel Green HS
11	Maya Caldwell	G	5-10	So.-1L	Charlotte, N.C. / Davidson Day School
12	Kaila Hubbard	G	5-10	Fr.-HS	Jonesboro, Ga. / Holy Innocents HS
14	Jenna Staiti	C	6-6	R-So.-TR	Cumming, Ga. / University of Maryland
22	Malury Bates	F	6-2	So.-1L	Roanoke, Va. / William Fleming HS
23	Que Morrison	G	5-7	So.-1L	Riverdale, Ga. / McEachern High School
25	Ari Henderson	G	5-7	Jr.-2L	Stone Mountain, Ga. / Chamblee HS

COACHING STAFF

Head Coach: Joni Taylor (Alabama '02, fourth season at UGA as head coach and 17th overall)

Associate Head Coach: Karen Lange (Iowa '96, fourth season at UGA and 22nd overall)

Assistant Coaches: Robert Mosley (Miles '99, seventh season at UGA and ninth overall)
Chelsea Newton (Rutgers '05, fourth season at UGA and 10th overall)

PRONUNCIATION GUIDE

MAYA (MY-uh) Caldwell

TAJA (Tah-juh) Cole

ARI (Are-ee) Henderson

QUE (like the letter 'Q') Morrison

CALIYA (Cuh-lie-uh) Robinson

Jenna STAITI (STATE-ee)





<u>Season Stats</u>		Assists	FG%	3FG%	FT%
PPG	RPG				
10.7	5.2	161 (SEC best)	41.5%	25.0%	59.1%
<u>Career Highs</u>					
Points: 22, at UCLA, 2018		Rebounds: 10, at UCLA, 2018	Assists: 12, vs. Florida, 2019		
#0	TAJA COLE (TAH-JUH) // G				

Highlights

- » Nancy Lieberman Award Watch List for nation's top point guard
- » Ranks first in the SEC in assists (6.7 per game and 161 total) and sixth nationally
- » Owns three of the top-5 individual single-game assist performances in the SEC this season
- » Has 33 more assists than the next closest SEC player this year (Evin Westbrook, UT, 128)
- » Five or more dimes in 20 of 24 games played this season
- » Needs just two more assists to break into the Georgia single-season top-10



Season Stats		Assists	FG%	3FG%	FT%
PPG	RPG				
3.0	2.0	8	32.9%	34.6%	40.0%
Career Highs					
Points: 11, vs. Mercer, 2018		Rebounds: 5, 3X, last vs. Texas A&M, 2019	Assists: 2, 2X, last vs. LSU, 2019		
#1	DONNETTA JOHNSON // G				

Highlights

- » SEC Freshman of the Week following the win against No. 13 Tennessee
- » Scored all five of her points in the third against the Lady Vols, knocking in a 3-point to help her team climb back within six. That 3-pointer jumpstarted a 13-4 run that allowed the Lady Bulldogs to tie the game
- » Scored five-straight points in the third quarter against Mississippi State to cut the seven-point deficit to just two points



Season Stats		Assists	FG%	3FG%	FT%
PPG	RPG				
12.4	2.4	76	41.6%	37.8%	91.1%
Career Highs					
Points: 37, at Texas A&M, 2018		Rebounds: 7, 2X last vs. MSU, 2019	Assists: 8 at Arkansas, 2019		
#2	GABBY CONNALLY // G				

Highlights

- » Picked up first career start in opening game of 2018-19 season and has started every contest
- » 25-of-26 from the free-throw line against SEC teams; 91 percent overall
- » Scored 21 points, including a trio of 3-pointers, in the win at Arkansas
- » Led Georgia with 18 points against Texas A&M
- » Hit a running layup with 1:14 left in the game to put Georgia up 63-60 against No. 13 Tennessee



Season Stats		Assists	FG%	3FG%	FT%
PPG	RPG				
6.5	5.0	31	50.8%	11.1%	68.9%
Career Highs					
Points: 19 at Villanova, 2018		Rebounds: 10, 2X last vs. Furman, 2018	Assists: 4, Morgan State, 2018		
#3	STEPHANIE PAUL // G/F				

Highlights

- » Started the first 20 games this year but has not started in last five contests
- » Scored five points and hit 2-for-3 from the field in the fourth quarter against Arkansas
- » Hit two important baskets in the fourth quarter to help Georgia knock off Vanderbilt
- » Scored in double figures in three-straight games for the first time in her career from Dec. 2-14
- » The youngest of nine children



Season Stats					
PPG	RPG	Blocks	FG%	3FG%	FT%
14.1	8.0	58	47.9%	33.3%	71.0%
Career Highs					
Points: 30, 2X last vs. Mercer, 2018		Rebounds: 19, at Texas A&M, 2018	Blocks: 8, at Texas A&M, 2018		
#4	CALIYA ROBINSON (CUH-LIE-UH) // G				

Highlights


- » Naismith National Defensive Player of the Year Midseason Watch List (one of 15 players nationwide)
- » Wooden Award Watch List (one of 30 players nationwide); Katrina McClain Award Watch List for nation's top power forward; Naismith Award Watch List; ESPNW top-25 players; Preseason All-SEC by both coaches and media
- » Among SEC's active career top-10 leaders in points, rebounds, blocks and steals
- » Needs just 22 blocks to break Tawana McDonald's school record for career blocked shots (297) set from 1998-02



Season Stats		Assists	FG%	3FG%	FT%
PPG	RPG				
2.9	2.0	14	33.3%	22.0%	66.7%
Career Highs					
Points: 10 vs. Winthrop, 2018		Rebounds: 5, 2X last vs. Maryland, 2018	Assists: 4 vs. Winthrop, 2018		
#10	CAITLIN HOSE // G				

Highlights

- » Hit three treys in 36 minutes of action at Auburn; her 3-point basket at the 9:43 mark of the fourth quarter gave Georgia its largest lead -- 43-30 -- over the Tigers
- » Saw 17 minutes of action against Florida, knocking in 2-for-4 from 3-point range
- » Missed four games (Presbyterian, LSU, Vanderbilt, and Miss State) due to a strained plantar fasciitis in her right foot; returned for seven minutes of action against Tennessee



Season Stats		Assists	FG%	3FG%	FT%
PPG	RPG				
4.8	2.9	31	40.5%	18.8%	47.4%
Career Highs					
Points: 20 vs. Howard, 2017		Rebounds: 7, vs. Winthrop, 2018	Assists: 5, vs. Presbyterian, 2018		
#11	MAYA CALDWELL (MY-UH) // G				

Highlights

- » Has started five-straight games at the 4 spot in place of Stephanie Paul
- » Double-figure scoring in four of last six games; set new season highs in back-to-back games with 11 points against Alabama and 12 at Arkansas and then hit a season-high of 15 points against Ole Miss
- » Made 6-of-8 shots in the second half after going 1-for-5 from the field in the first half against Ole Miss
- » Made a layup to put Georgia up 57-53 late in the fourth quarter in the win at Vanderbilt



Season Stats		Assists	FG%	3FG%	FT%
PPG	RPG				
2.7	2.0	15	32.8%	27.8%	67.7%
Career Highs					
Points: 15 vs. Winthrop, 2018		Rebounds: 6, 2X last vs. Furman, 2018	Assists: 3 vs. Presbyterian, 2018		
#12	KAILA HUBBARD // G				

Highlights

- » Hit crucial shots against Arkansas and had her best game since late December with nine points
- » Put Georgia up by seven with a 3-pointer at the 8:41 mark and up by eight points with a 3-point basket at the 6:47 mark of the second period against the Razorbacks
- » Scored 10 points in the win against Presbyterian
- » First career start came against Furman (12/4)



Season Stats		Blocks	FG%	3FG%	FT%
PPG	RPG				
8.0	3.9	43	53.4%	42.1%	61.4%
Career Highs					
Points: 21 vs. Presbyterian, 2018		Rebounds: 14, vs. Maryland Eastern Shore, 2016	Blocks: 6, at Georgia Tech, 2018		
#14	JENNA STAITI // C				

Highlights

- » Fourth in the SEC with 43 total and 1.7 blocks per game this season
- » Had her best game over the last two weeks with 11 points off a 5-for-9 shooting performance
- » Knocked in a pair of free-throws with eight seconds remaining to give Georgia a 65-62 lead against Tennessee; finished with 12 points and seven boards against the Lady Vols
- » Came off the bench to score 13 points in 21 minutes against Vanderbilt



Season Stats		Blocks	FG%	3FG%	FT%
PPG	RPG				
5.0	5.0	11	41.5%	0.0%	16.7%
Career Highs					
Points: 21, vs. Presbyterian, 2018		Rebounds: 8, at UCLA, 2018	Blocks: 5, vs. Winthrop, 2018		
#22	MALURY BATES // F				

Highlights

- » Tore her ACL against Mercer and will miss the rest of the season
- » Played a career-high 28 minutes at UCLA; scored six-straight points in the second quarter against Maryland to jump start a 17-3 Georgia run
- » Sat out first six games of her freshman season due to stress fracture in her right foot
- » Saw increased playing time as the season progressed; saw action in each of the final six games of the year; played in 22 games total



Season Stats		Assists	FG%	3FG%	FT%
PPG	RPG				
3.5	2.7	13	43.2%	33.3%	83.3%
Career Highs					
Points: 19 vs. Wofford, 2017		Rebounds: 11, at Alabama, 2018	Assists: 6, at Ole Miss, 2018		
#23	QUE MORRISON (LIKE THE LETTER 'Q') // G				

Highlights

- » Starting to find her rhythm after recovering from injury before the season; season-best 35 minutes played at South Carolina and then played 31 minutes against Ole Miss
- » Had her best game of the year with 11 points against Florida; has started six-straight games
- » Had surgery to repair a torn lateral meniscus in her left knee on Thursday, Nov. 1 and missed the first eight games of the year
- » Returned against Furman but sat out against Georgia Southern and Presbyterian



Season Stats		Assists	FG%	3FG%	FT%
PPG	RPG				
0.6	0.4	0	20.0%	50.0%	0.0%
Career Highs					
Points: 3 vs. Ole Miss, 2018		Rebounds: 2, vs. North Florida, 2017	Assists: 1 vs. Wofford, 2017		
#25	ARI HENDERSON (ARE-EE) // G				

Highlights

- » Former walk-on who was awarded a scholarship in the summer of 2017
- » Played in nine games last season
- » From nearby Stone Mountain, Ga., where she played for Chamblee High School
- » Majoring in Civil Engineering



HEAD COACH

JONI TAYLOR

JONI TAYLOR PERSONAL FILE

Date of Birth:

March 7, 1979

Hometown:

Meridian, Miss.

Education:

High School: Meridian ('97)

Bachelor's: Alabama ('02) - Education

Family:

Husband - Darius Taylor

Children - Two Daughters

Jacie Elise (born Nov. 3, 2016)

Drew (born Feb. 19, 2019)

Playing Experience:

1997-01 Alabama

Honors:

2018 Naismith National Coach of the Year Semifinalist

2016 Spalding Maggie Dixon National Rookie COY

2016, 2018 Whack Hyder Georgia College COY

1999-01 SEC Community Service Team

1997 Mississippi HS Gatorade Player of the Year

FOURTH SEASON // RECORD: 78-42 (.650)
CAREER HIGHLIGHTS

- » 2018 Werner Ladder Naismith National Coach of the Year Semifinalist
- » Two-time Georgia College Coach of the Year
- » 2016 Spalding Maggie Dixon National Rookie Coach of the Year
- » Led Georgia to a 26-7 record in 2017-18, marking Georgia's most wins since the 2012-13 season
- » Teams have totaled 11 wins over top-25 teams in three and a half years
- » Five All-SEC honorees; two WNBA draft picks (Shacobia Barbee and Mackenzie Ingram)
- » Gave birth to her second daughter Drew Simone less than 12 hours after beating Ole Miss this year

NCAA COACHING YEAR-BY-YEAR
COACHING CAREER

2015-present	Georgia (Head Coach)
2012-15	Georgia (Associate Head Coach)
2011-12	Georgia (Assistant Coach)
2010-11	LSU (Assistant Coach)
2008-10	Alabama (Associate Head Coach)
2007-08	Louisiana Tech (Associate Head Coach)
2005-07	Louisiana Tech (Assistant Coach)
2002-05	Troy (Assistant Coach)

POSTSEASON EXPERIENCE

2018	NCAA Second Round	Georgia
2016	NCAA First Round	Georgia
2014	NCAA First Round	Georgia
2013	NCAA Elite Eight	Georgia
2012	NCAA First Round	Georgia
2006	NCAA First Round	Louisiana Tech
2001	WNIT Second Round*	Alabama
2000	WNIT First Round*	Alabama
1999	NCAA Second Round*	Alabama
1998	NCAA Sweet 16*	Alabama

HEAD COACHING RECORD SEASON-BY-SEASON

2015-16	21-10 - 9-7 SEC
2016-17	16-15 - 7-9 SEC
2017-18	26-7 - 12-4 SEC
2018-19	15-10 - 6-6 SEC
TOTAL	78-42 - 34-26 SEC

*postseason appearances as a player at Alabama



ON THE BENCH FOR GEORGIA

A quick look at the Lady Bulldogs' staff



**Associate Head Coach
Karen Lange**

- » In 24 years as a player or coach, her teams have reached postseason play 20 times.
- » Coached five WNBA players during their college careers
- » 1993 Iowa team went to the Final Four
- » Will fill in during any absence of Joni Taylor during her pregnancy



**Assistant Coach
Chelsea Newton**

- » Coached at Rutgers from 2010-15 under Hall of Famer C. Vivian Stringer
- » Played five seasons in the WNBA with Sacramento and Chicago
- » 2005 WNBA All-Rookie Team selection
- » 2007 WNBA All-Defensive Second Team
- » 2005 Big East Defensive Player of the Year; third team All-Big East at Rutgers



**Assistant Coach
Robert Mosley**

- » Coached at Ramsay (Ala.) High School before coaching collegiately at Alabama
- » Led Ramsay to four state titles in seven seasons
- » Named 2006 National Coach of the Year by the National Federation of High School Coaches Association
- » Four-time (2004, 2005, 2006 and 2007) Alabama 5A Coach of the Year

TAYLORS WELCOME DREW SIMONE TO LADY BULLDOG FAMILY

» It was a remarkable back-to-back feat for Georgia head coach Joni Taylor early Tuesday morning. Just hours after her team defeated Ole Miss, Taylor, along with her husband Darius and two-year old Jacie, welcomed Drew Simone Taylor at 7:29 a.m. Tuesday in Athens. Drew is 20 inches long and weighs 6 pounds, 8 ounces.

"Darius and I feel so blessed to be the parents of such a sweet little girl, and I know Jacie is thrilled to be a big sister," Taylor said. "I can't express how much joy Drew has already brought to our family. We want to thank everyone in the Georgia community for your prayers and encouragement during this happy season of our lives. I am thrilled that Drew will be surrounded by so many special people, and that she will be a part of the Bulldog family."

There is no timetable for Joni Taylor's return to the bench.



**The newest Lady Bulldog
Drew Simone Taylor
(born Feb. 19, 2019)**

A CLOSER LOOK AT COLE'S ASSIST NUMBERS

» With three regular season games remaining and postseason play to follow, Taja Cole is just two assists away from breaking into the top-10 at Georgia for assists in a single season.

Cole leads the Southeastern Conference and is sixth nationally with an impressive 6.7 helpers per game. She has totaled five or more dimes in 20 of 24 contests and has gone over 10 assists on four occasions this season. Her 161 total assists are 33 more than the next closest SEC player (Evina Westbrook, UT, 128 total).

GEORGIA HANGS WITH THREE TOP TEAMS

» Georgia has played three teams that are currently in the top-15 of this week's Associated Press poll. In all three games -- each on the road -- the Lady Bulldogs were either tied or led late in the second half.

Against then-No. 7 Maryland, Georgia led 40-38 in the third and was within two points -- 53-51 -- with 51 seconds remaining. On the road at then-No. 6 Mississippi State, Georgia built a 68-65 advantage with 6:12 remaining, but missed its last 10 shots in the loss. Then, at No. 11 South Carolina, Georgia tied the game at 53-53 with 6:49 to go, but was outscored 12-4 the rest of the way.

ROBINSON APPROACHING TOP SPOT IN RECORD BOOKS

» Caliya Robinson needs just 22 blocks to pass Tawana McDonald's record of 297 blocks in a career. With 276 total swats over the last three and a half seasons, Robinson currently stands in third place in the Georgia career record book behind McDonald and Hall of Famer Katrina McClain (290).

MORRISON HEATING UP FOR LADY BULLDOGS

» Sophomore guard Que Morrison, who started 32 of Georgia's 33 games during her freshman campaign, has drawn starts in the last six contests. Morrison was expected to play a large role for the Lady Bulldogs this season but has been limited due to her knee injury.

After scoring a season-best 11 points against Florida, Morrison played a season-high 35 minutes at South Carolina and then 31 minutes against Ole Miss this past Monday night.

CALDWELL CATHING ON LATE IN THE SEASON

» In addition to Morrison, another bright spot as of late has been the play of sophomore Maya Caldwell, who has started at the 4 spot in each of the last five games. She has scored in double figures in four of the last six contests, including a season-high 15 points against Ole Miss.



TEAM COMPARISON		
GEORGIA		ARKANSAS
67.4	Scoring	72.5
43.4%	FG%	38.7%
30.9%	3FG%	30.2%
39.7	Rebounds	38.3
16.2	Assists	11.4
6.1	Blocks	4.2
8.2	Steals	9.1
58.0	Scoring Def.	67.4
36.1%	FG% Def.	40.4%
30.0%	3FG% Def.	29.7%
+4.8	Reb. Margin	-5.9
+0.6	T/O Margin	+5.9
1.0	Ast-T/O Ratio	1.0

GEORGIA VS. ARKANSAS SERIES HISTORY

GEORGIA LEADS, 33-5

Home: 16-2 ♦ Away: 14-3 ♦ Neutral: 3-0

Last 10 Meetings

2/3/11	W	Athens (OT)	57-54
1/1/12	W	Athens	65-57
1/17/13	W	at Fayetteville	57-53
2/21/13	W	Athens	66-34
1/16/14	W	Athens	60-58
2/9/15	L	at Fayetteville	48-54
2/25/16	W	Athens	72-57
2/2/17	W	at Fayetteville	69-66
1/11/18	W	Athens	78-65
1/31/19	W	at Fayetteville	80-72



CALIYA ROBINSON // SR. // F // MARIETTA, GA.
 Naismith Award Watch List
 ESPNW Top-25 Players of 2018-19
 Wooden Award Watch List
 Katrina McClain Award Watch List
 22 blocks shy of UGA career record

CONNALLY'S FEAT A FIRST SINCE COCO

» Georgia sophomore guard Gabby Connally scored 21 points and totaled eight assists in the win at Arkansas on Jan 31. She is the first Lady Bulldog since Coco Miller against South Carolina in 2001 to score at least 20 points and total eight assists or more in an SEC road game. Last season, Connally set the Georgia freshman single-game record by scoring 37 points against Texas A&M. That total was just eight shy of Coco's overall school record of 45 points in a single game.

FREE-THROW NUMBERS UP FOR LADY BULLDOGS

» As a team, Georgia's free-throw numbers are up by nearly 15 percentage points in SEC play compared to non-conference action. Against league opponents, the Lady Bulldogs have shot 75.5 percent from the free-throw line compared to just 61.3 percent against non-conference foes.

Redshirt-junior guard Taja Cole had the biggest jump from 45.2 percent to 83.3 percent, while Jenna Staiti jumped from just 52.8 percent to 76.2 percent. Gabby Connally is 25-for-26 at the FT line in SEC play.

YOUNG PUPS - GEORGIA IS SEC'S YOUNGEST TEAM

» With eight underclassmen and just four upperclassmen, the Lady Bulldogs are the youngest team in the Southeastern Conference. All seven of Georgia's available freshmen and sophomores (not counting Malury Bates who is out for the year after tearing her ACL) have averaged over 10 minutes played per game.

ROBINSON NAMED TO NAISMITH DEFENSIVE PLAYER OF THE YEAR MIDSEASON LIST

» Lady Bulldog forward Caliya Robinson is one of 15 players nationwide to be named to the prestigious Naismith Defensive Player of the Year Midseason Watch List. Robinson entered her senior season as the only SEC player to rank in the top-20 in points, rebounds, blocks and steals a season ago.

DONNETTA JOHNSON TABBED SEC FRESHMAN OF THE WEEK ON JAN 14

» Georgia freshman guard Donnetta Johnson was named the SEC Freshman of the Week for her performances against Mississippi State and Tennessee. She scored five points in each game -- all coming at crucial moments. Against Mississippi State, she scored five-straight in the third quarter to cut a seven-point deficit down to two, while her five points against Tennessee came off a 3-pointer and a layup that jump started a 13-4 Georgia run and allowed her team to climb back in the game.

OFFENSIVE EXPLOSION AGAINST FLORIDA

» Georgia shot a season-best 58 percent from the floor against the Florida Gators on Feb. 10. Eight Lady Bulldogs scored at least eight points a piece, while 10 scored at least a basket in the win. The 93 points were the most against Florida this season and the most for a Georgia team against an SEC opponent since 2013.

FIRST STARTS FOR NUMEROUS LADY BULLDOGS

» Georgia has used six players that had never started a game prior to this season in this year's starting lineup. Among those is sophomore guard Gabby Connally, who has started each of Georgia's 24 contests. The Lady Bulldogs' three freshmen have each started at least one game this year.

STRONG ROAD PERFORMANCE AT MISSISSIPPI STATE

» The Lady Bulldogs led No. 6 Mississippi State with just six minutes to go in Starkville, before falling, 80-71. It is only the second time this season that MSU has trailed in the fourth quarter. Georgia also tied MSU in paint points at 42-42. It was only the second time this season that Mississippi State did not lead in the points in the paint category.



QUICK FACTS

GENERAL

Location	Athens, Ga.
Founded	1785
Enrollment	38,652
Nickname	Bulldogs
School colors	Red and Black
Facility Name	Stegeman Coliseum
All-Time Record at Stegeman	484-105
Capacity	10,523
Affiliation	NCAA D-I
Conference	SEC
President	Jere W. Morehead (Georgia, JD, '80)
J. Reid Parker Dir. of Athletics	Greg McGarity (Georgia, '76)
Deputy Director for Administration	Darrice Griffin (Texas Tech '07)

2017-18 IN REVIEW

2017-18 Overall Record	26-7
2017-18 SEC Record/Place	(12-4, T-2nd)
Players Returning/Lost	9/4
Starters Returning/Lost	3/2
Newcomers	3

HISTORY

First Year of Sport	1973
All-Time Record	977-426 (.699)
NCAA Tournament Appearances	33

COACHING STAFF

Head Coach	Joni Taylor (Fourth Season)
Alma Mater	Alabama, '02
Record at Georgia	78-42 (.650)
Career Record	78-42 (.650)
Assistant Coaches (Alma Mater)	
	Karen Lange (Iowa, '96)
	Robert Mosley (Miles, '99)
	Chelsea Newton (Rutgers, '05)

SPORTS COMMUNICATIONS

WBB Contact	Tray Littlefield
Littlefield's email	trayl@sports.uga.edu
Littlefield's phone	205-504-4566 (c)

DEFENSE TRAVELS YEAR IN AND YEAR OUT

» Georgia's mantra over the last few years has been *Defense Travels*. The Lady Bulldogs put up impressive defensive numbers last year, finishing first in the SEC in field-goal percentage defense (35.1 percent), second in blocked shots (196), second in turnovers forced (18.6 per game) and second in scoring defense (57.6 ppg). Those defensive numbers are reflective of Coach Taylor's first three seasons as head coach. In her tenure, Georgia is 32-0 when holding opponents to 50 points or less and has been one of the leading defensive teams in the league.

Year	Scoring Def./Rank	FG % Def./Rank	3-pt. FG%/Rank
2015-16	54.1 ppg/1st	35.0%/2nd	24.3%/1st
2016-17	62.4 ppg/8th	36.8%/2nd	28.6%/5th
2017-18	57.6 ppg/2nd	35.1%/1st	29.2%/4th
2018-19	58.0 ppg/5th	36.1%/1st	30.0%/6th

LADY BULLDOGS ADD TOP PROSPECTS IN 2019 SIGNING CLASS

» The initial signing period was a good one for the Lady Bulldogs as Georgia signed three players who are among some of the best in the nation. Currently, the Lady Bulldogs' 2019 class ranks 14th overall by ESPNW.

Mitchellville, Maryland native and five-star guard Chloe Chapman was the first to ink with Georgia. Chapman, a five-star prospect, is the No. 28 overall recruit and No. 7 point guard according to ESPNW. Later in the week, Georgia announced the signing of five-star forward Javyn Nicholson from Lawrenceville, Georgia. Nicholson is ranked No. 6 among the country's top power forwards. Another Georgia native, Jordan Isaacs from Alpharetta, rounds out Georgia's class. She is a five-star player according to Prospects Nation and No. 14 overall forward according to ESPNW. This past week, Georgia inked Virginia Tech transfer Shaniya Jones, who was a four-star guard in the 2018 class. She is on campus and will be an eligible sophomore at the conclusion of the 2019 fall term.

GEORGIA GIVES BACK AT 12TH ANNUAL BIKE BUILD

» The Lady Bulldogs traded basketballs for a set of wrenches at the team's annual Bike Build on Saturday, Dec. 8 inside Stegeman Coliseum.

Now in its 12th season, the Bike Build offers an opportunity for the Lady Bulldogs, along with Fastbreak Club members, to assemble bikes, which will be distributed throughout schools in Athens/Clarke County, the Boys & Girls Club of Athens and the Jackson County Family Connection.

"This is something we look forward to each and every year," head coach Joni Taylor said. "To see all those little boys and girls light up when they get their new bike is just such a special feeling. As a mother, I know how sweet this time of year is, and it's our hope that this Bike Build goes a long way in helping so many families this Holiday season."

Georgia's Bike Build started under Hall of Fame head coach Andy Landers and Taylor has continued the tradition through her four seasons at the helm of the program. All told, Georgia has partnered with Academy Sports + Outdoors to assemble over 600 bikes since 2007.

This year, Academy Sports + Outdoors donated 63 bikes.



EXCEEDING EXPECTATIONS UNDER TAYLOR

» Georgia continued its upward trend under head coach Joni Taylor last season. The Lady Bulldogs finished tied with South Carolina for second place in the final SEC standings after being picked eighth in the preseason poll. It's a trend that goes all the way back to Taylor's first year, when her squad was picked ninth and finished sixth. Then, in 2016-17, Georgia was picked 12th and finished eighth.

SEC Finishes Under Coach Joni Taylor

Year	Record	Preseason SEC Poll	Final SEC
2015-16	21-10, 9-7 SEC	9th	6th
2016-17	16-15, 7-9 SEC	12th	8th
2017-18	26-7, 12-4 SEC	8th	2nd

MOST WINS SINCE 2013

» The team's 26-7 overall record last year marked Georgia's most wins in a single season since 2012-13. The Lady Bulldogs stormed out to a 12-1 start at the conclusion of non-conference play and then defeated three ranked SEC opponents to finish with a 12-4 league record.

Among the Lady Bulldogs' most impressive wins was a 92-84 overtime win at Texas A&M and two victories against Missouri. The 12 wins in league play marked the most for Georgia since the team made the Elite Eight in 2012-13.



TAJA COLE // R-JR. // PG // RICHMOND, VA.

Nancy Lieberman Award Watch List for nation's top point guard

GEORGIA'S 2018-19 INDIVIDUAL MISCELLANEOUS STATS

Double-Figure Scoring Games

Player	15-16	16-17	17-18	18-19	Career
Taja Cole	2	--	12	14	28
Donnetta Johnson	--	--	--	1	1
Gabby Connally	--	--	8	15	23
Stephanie Paul	--	3	3	4	10
Caliya Robinson	10	24	23	18	75
Caitlin Hose	--	--	--	1	1
Maya Caldwell	--	--	4	4	8
Kaila Hubbard	--	--	--	2	2
Jenna Staiti	--	2	--	11	13
Malury Bates	--	--	1	--	1
Que Morrison	--	--	11	1	12
Ari Henderson	--	--	--	--	--

20-Point Plus Scoring Games

Player	15-16	16-17	17-18	18-19	Career
Taja Cole	--	--	--	1	1
Donnetta Johnson	--	--	--	--	--
Gabby Connally	--	--	1	3	4
Stephanie Paul	--	--	--	--	--
Caliya Robinson	--	8	5	5	18
Caitlin Hose	--	--	--	--	--
Maya Caldwell	--	--	1	--	1
Kaila Hubbard	--	--	--	--	--
Jenna Staiti	--	--	--	--	--
Malury Bates	--	--	--	--	--
Que Morrison	--	--	--	--	--
Ari Henderson	--	--	--	--	--

Double-Figure Rebounding Games

Player	15-16	16-17	17-18	18-19	Career
Taja Cole	--	--	--	1	1
Donnetta Johnson	--	--	--	--	--
Gabby Connally	--	--	--	--	--
Stephanie Paul	--	--	1	2	3
Caliya Robinson	5	6	11	8	30
Caitlin Hose	--	--	--	--	--
Maya Caldwell	--	--	--	--	--
Kaila Hubbard	--	--	--	--	--
Jenna Staiti	--	1	--	1	2
Malury Bates	--	--	--	--	--
Que Morrison	--	--	3	--	3
Ari Henderson	--	--	--	--	--

Double-Doubles

Player	15-16	16-17	17-18	18-19	Career
Taja Cole	--	--	--	2	2
Donnetta Johnson	--	--	--	--	--
Gabby Connally	--	--	--	--	--
Stephanie Paul	--	--	--	2	2
Caliya Robinson	4	6	9	7	26
Caitlin Hose	--	--	--	--	--
Maya Caldwell	--	--	--	--	--
Kaila Hubbard	--	--	--	--	--
Jenna Staiti	--	1	--	--	1
Malury Bates	--	--	--	--	--
Que Morrison	--	--	1	--	1
Ari Henderson	--	--	--	--	--



THE LAST MEETING - GEORGIA 80, ARKANSAS 72 (1/31/19)



Official Basketball Box Score -- Game Totals -- Final Statistics
Georgia vs Arkansas
01/31/19 7 p.m. at Fayetteville, Ark. (Bud Walton Arena)



Georgia 80 • 13-8, 4-4 SEC

#	Player	Total		3-Ptr		Rebounds		PF	TP	A	TO	Blk	Stl	Min
		FG-FGA	FG-FGA	FT-FTA	Off	Def	Tot							
04	ROBINSON, Caliya	4-8	1-1	0-1	2	7	9	3	9	1	1	0	3	24
00	COLE, Taja	4-12	0-1	4-5	0	9	9	1	12	7	5	0	2	40
02	CONNALLY, Gabby	7-13	3-5	4-4	1	3	4	1	21	8	3	1	1	38
11	CALDWELL, Maya	6-13	0-1	0-0	2	1	3	2	12	2	2	0	1	27
23	MORRISON, Que	1-2	1-1	0-0	0	3	3	4	3	1	2	0	1	15
01	JOHNSON, Donnetta	0-0	0-0	0-0	0	0	0	0	0	0	1	0	0	2
03	PAUL, Stephanie	3-5	0-0	2-3	2	2	4	3	8	0	5	2	0	18
12	HUBBARD, Kaila	3-4	2-2	1-2	1	1	2	1	9	0	3	0	0	25
14	STATTI, Jenna	3-5	0-0	0-0	0	3	3	0	6	0	0	1	0	11
Team					3	4	7							
Totals		31-62	7-11	11-15	11	33	44	15	80	19	22	4	8	200

1st FG %:	7-15	46.7%	2nd:	8-17	47.1%	3rd:	10-17	58.8%	4th:	6-13	46.2%	Game:	31-62	50.0%
3FG %:	1-2	50.0%		3-5	60.0%		3-5	100.0%		0-1	0.0%		7-11	63.6%
FT %:	3-4	75.0%		1-2	50.0%		1-1	100.0%		6-8	75.0%		11-15	73.3%
Deadball Rebounds														1,1

Arkansas 72 • 16-6, 5-3 SEC

#	Player	Total		3-Ptr		Rebounds		PF	TP	A	TO	Blk	Stl	Min
		FG-FGA	FG-FGA	FT-FTA	Off	Def	Tot							
10	WILLIAMS, KIARA	0-1	0-0	2-2	2	2	4	2	2	1	0	1	1	21
02	TOLEFREE, ALEXIS	2-6	1-4	0-0	0	1	1	2	5	1	3	0	0	13
03	MONK, MALICA	5-15	2-6	7-8	0	0	0	3	19	6	6	1	4	39
14	MASON, JAILYN	2-8	0-5	0-0	0	6	6	4	4	1	1	0	2	37
33	DUNGEE, CHELSEA	9-18	2-4	8-8	0	2	2	3	28	1	1	2	2	33
01	NORTHCROSS-BAKER,	2-7	1-6	0-0	0	3	3	3	5	1	1	0	1	18
22	ZIMMERMAN, BAILEY	2-6	1-2	0-0	1	3	4	1	5	0	0	1	1	21
24	THOMAS, TAYLAH	2-3	0-0	0-0	2	4	6	0	4	0	0	0	3	18
Team					1	1	2							
Totals		24-64	7-27	17-18	6	22	28	18	72	11	13	5	14	200

1st FG %:	7-17	41.2%	2nd:	8-16	50.0%	3rd:	3-15	20.0%	4th:	6-16	37.5%	Game:	24-64	37.5%
3FG %:	3-8	37.5%		2-5	40.0%		1-6	16.7%		1-8	12.5%		7-27	25.9%
FT %:	0-0	0.0%		8-8	100.0%		5-6	83.3%		4-4	100.0%		17-18	94.4%
Deadball Rebounds														1,1

Officials: Michael McConnell, Carla Fountain, Roy Gulbeyan
Technical fouls: Georgia-None, Arkansas-None.

Attendance: 1116
Tickets Scanned: 782

Score by periods	1st	2nd	3rd	4th	Total
Georgia	18	20	24	18	80
Arkansas	17	26	12	17	72

Last FG - UGA 4th-00:30, AR 4th-00:21.
Largest lead - UGA by 10 4th-08:28, AR by 5 2nd-01:03.
UGA led for 31:50, AR led for 03:25. Game was tied for 04:45.

Points	In	Off	2nd	Fast	Bench
UGA	44	15	9	13	23
AR	24	27	7	14	14

Score tied - 5 times.
Lead changed - 4 times.

Game-By-Game Miscellaneous Scoring (Georgia Total First)

Opponent	Paint	Off T/O	2nd Ch.	Fastbreak	Bench
St. Bonaventure	30-14	14-6	21-2	14-2	24-17
Winthrop	38-14	23-15	18-5	19-2	46-13
at UCLA	30-40	10-15	16-10	6-10	9-4
at Georgia Tech	32-34	16-18	10-13	8-12	21-11
Morgan State	38-10	16-9	17-9	0-0	16-7
Maryland	28-18	8-3	18-5	0-0	8-13
Mercer	36-14	11-12	10-2	15-6	27-3
Charleston Southern	48-24	19-24	11-8	9-4	24-33
Furman	32-14	22-5	18-4	12-0	9-17
Villanova	36-16	13-14	14-10	1-0	14-13
Lipscomb	36-12	26-11	8-3	10-0	21-8
Ga Southern	32-14	29-8	15-5	12-5	25-12
Presbyterian	38-18	9-6	12-11	19-3	37-7
LSU	36-36	24-15	4-3	12-6	17-22
Vanderbilt	24-34	10-8	13-7	4-4	10-10
Mississippi State	42-42	9-30	4-22	12-2	14-1
Tennessee	32-34	15-5	17-13	7-12	13-14
Missouri	8-20	14-15	7-5	6-2	6-23
Texas A&M	31-36	9-13	1-21	9-12	18-1
Alabama	32-36	23-19	16-13	8-13	24-36
Arkansas	44-24	15-27	9-7	13-14	23-14
Auburn	24-28	11-22	11-19	11-2	17-4
Florida	46-12	23-6	16-5	9-2	32-19
South Carolina	34-32	14-12	9-12	6-4	15-41
Ole Miss	40-26	20-10	11-5	8-2	20-35

2018-19 Game-by-Game Starters

Opponent	G	G	G	F	F
St. Bonaventure	0 Cole	2 Connally	11 Caldwell	3 Paul	4 Robinson
Winthrop	0 Cole	2 Connally	11 Caldwell	3 Paul	4 Robinson
at UCLA	0 Cole	2 Connally	11 Caldwell	3 Paul	4 Robinson
at Georgia Tech	0 Cole	2 Connally	11 Caldwell	3 Paul	4 Robinson
Morgan State	0 Cole	2 Connally	10 Hose	3 Paul	4 Robinson
Maryland	0 Cole	2 Connally	10 Hose	3 Paul	4 Robinson
Mercer	0 Cole	2 Connally	10 Hose	3 Paul	4 Robinson
Charleston Southern	0 Cole	2 Connally	10 Hose	3 Paul	4 Robinson
Furman	0 Cole	2 Connally	12 Hubbard	3 Paul	4 Robinson
Villanova	0 Cole	2 Connally	23 Morrison	3 Paul	4 Robinson
Ga Southern	0 Cole	2 Connally	1 Johnson	3 Paul	4 Robinson
Presbyterian	0 Cole	2 Connally	1 Johnson	3 Paul	4 Robinson
LSU	0 Cole	2 Connally	1 Johnson	3 Paul	4 Robinson
Vanderbilt	0 Cole	2 Connally	1 Johnson	3 Paul	4 Robinson
Mississippi State	0 Cole	2 Connally	11 Caldwell	3 Paul	4 Robinson
Tennessee	0 Cole	2 Connally	1 Johnson	3 Paul	4 Robinson
Missouri	0 Cole	2 Connally	1 Johnson	3 Paul	4 Robinson
Texas A&M	0 Cole	2 Connally	1 Johnson	3 Paul	4 Robinson
Alabama	2 Connally	1 Johnson	23 Morrison	3 Paul	4 Robinson
Arkansas	0 Cole	2 Connally	23 Morrison	11 Caldwell	4 Robinson
Auburn	0 Cole	2 Connally	23 Morrison	11 Caldwell	4 Robinson
Florida	0 Cole	2 Connally	23 Morrison	11 Caldwell	4 Robinson
South Carolina	0 Cole	2 Connally	23 Morrison	11 Caldwell	4 Robinson
Ole Miss	0 Cole	2 Connally	23 Morrison	11 Caldwell	4 Robinson



2018-19 SEC STANDINGS

	Conference				Overall						
	W-L	Pct.	H	A	W-L	Pct.	H	A	N	Strk	
Mississippi State	11-1	.917	5-1	6-0	23-2	.920	12-1	11-1	0-0	W1	
South Carolina	11-1	.917	6-0	5-1	19-6	.760	11-2	7-2	1-2	W2	
Texas A&M	8-4	.667	4-2	4-2	19-6	.760	11-3	6-2	2-1	L1	
Kentucky	8-4	.667	4-2	4-2	21-5	.800	14-2	4-3	3-0	W4	
Missouri	8-5	.615	6-1	2-4	19-8	.704	11-3	6-4	2-1	L1	
Auburn	7-6	.538	2-4	5-2	19-7	.731	8-4	9-3	2-0	W1	
Georgia	6-6	.500	4-2	2-4	15-10	.600	12-2	2-7	1-1	W1	
Tennessee	6-6	.500	3-3	3-3	17-8	.680	10-5	5-3	2-0	W2	
LSU	6-6	.500	3-3	3-3	15-9	.625	10-5	5-4	0-0	W1	
Arkansas	5-7	.417	2-4	3-3	16-10	.615	8-5	6-4	2-1	L5	
Alabama	3-9	.250	2-4	1-5	11-14	.440	8-5	2-6	1-3	L4	
Ole Miss	3-9	.250	2-4	1-5	9-17	.346	8-8	1-6	0-3	L1	
Florida	2-10	.167	2-4	0-6	6-19	.240	6-7	0-11	0-1	L2	
Vanderbilt	1-11	.083	1-5	0-6	6-19	.240	5-7	1-9	0-3	L6	

NATIONAL POLLS (AS OF 2/11/19)

AP Top 25

RK	TEAM	REC	PTS	TREND
1	Baylor (26)	23-1	698	-
2	Oregon (2)	24-1	672	↑ 1
3	UConn	23-2	638	↑ 1
4	Louisville	23-2	610	↓ 2
5	Notre Dame	23-3	596	↑ 1
6	Mississippi State	23-2	555	↓ 1
7	Stanford	21-4	475	↑ 3
8	Maryland	23-3	458	↓ 1
9	NC State	22-2	455	↑ 3
10	Iowa	21-5	439	↑ 4
11	Marquette	22-4	437	↓ 3
12	Oregon State	20-5	413	↓ 3
13	South Carolina	19-6	398	↓ 2
14	Miami	22-5	350	↑ 6
15	Gonzaga	23-3	275	↓ 2
16	Kentucky	21-5	261	↑ 1
17	Arizona State	18-6	247	↑ 2
18	Syracuse	19-6	232	↓ 2
19	Texas	20-6	225	↓ 4
20	Iowa State	19-6	155	↓ 2
21	Texas A&M	19-6	117	↑ 1
22	Florida State	21-5	106	↓ 1
23	South Dakota	23-3	90	↑ 2
24	Drake	19-5	40	↑ 2
25	Rice	22-3	30	↑ 1

Others receiving votes: Missouri 29, Rutgers 29, West Virginia 19, Minnesota 11, UCLA 9, Michigan State 7, Boise State 5, Clemson 4, BYU 4, Kansas State 4, South Dakota State 4, DePaul 1, Florida Gulf Coast 1, Central Michigan 1
Dropped from rankings: Rutgers 23, Michigan State 24

Coaches Poll

RK	TEAM	REC	PTS	TREND
1	Baylor (32)	23-1	800	-
2	UConn	23-2	750	↑ 2
3	Oregon	24-2	714	-
4	Notre Dame	24-3	697	↑ 2
5	Louisville	23-2	697	↓ 2
6	Mississippi State	23-2	637	↓ 1
7	Stanford	21-4	568	↑ 3
8	Oregon State	21-5	561	↑ 1
9	Maryland	23-3	526	↓ 1
10	Iowa	21-5	513	↑ 3
11	Marquette	22-4	456	↓ 4
12	NC State	22-3	448	↓ 1
13	South Carolina	19-6	403	↑ 1
14	Miami	22-5	392	↑ 6
15	Arizona State	18-6	337	↑ 2
16	Gonzaga	23-3	318	↓ 4
17	Kentucky	21-5	307	↑ 1
18	Syracuse	19-6	272	↓ 2
19	Texas	20-6	225	↓ 4
20	Florida State	21-5	170	↓ 1
21	Iowa State	19-6	138	-
22	Texas A&M	19-6	136	↑ 1
23	South Dakota	23-3	120	↑ 2
24	Drake	19-5	58	↑ 2
25	Missouri	19-8	54	↑ 1

Others receiving votes: DePaul 35, Rutgers 24, Rice 15, Michigan State 11, New Mexico 5, Utah 3, Boise State 2, West Virginia 2, UCF 2, UCLA 1, James Madison 1, BYU 1
Dropped from rankings: Michigan State 22, Rutgers 24

GEORGIA TEAM STAT RANKINGS

Category	NCAA	SEC
Assists per game	48th	2nd
Blocks per game	3rd	1st
FG percentage	55th	3rd
FG percentage def.	30th	1st
FT percentage	236th	12th
Rebound Margin	62nd	5th
Scoring Defense	48th	6th
Scoring Offense	138th	8th
Steals per game	144th	8th
3-point FG percentage defense	105th	4th
Turnover margin	179th	9th

GEORGIA'S RECORD WHEN

Overall Record	15-10
Home Games	12-2
Road Games	2-7
Neutral Site Games	1-1
SEC Games	6-6
Home Games	4-2
Road Games	2-4
SEC Tournament Games	0-0
Non-Conference Games	9-4
Home Games	8-0
Road Games	0-3
Neutral Site Games	1-1
November Games	4-3
December Games	5-1
January Games	4-4
February Games	2-2
March Games	0-0
Monday Games	1-0
Tuesday Games	1-0
Wednesday Games	1-0
Thursday Games	4-3
Friday Games	3-1
Saturday Games	0-0
Sunday Games	5-5
Day Games	9-6
Night Games	6-4
Overtime Games	0-1
Televised Games	14-8
Leading at Halftime	11-2
Trailing at Halftime	4-8
Tied at Halftime	0-0
Shot 40% or Better FG	13-6
Shot Less Than 40% FG	2-4
Opp. Shot 40% or Better FG	4-8
Opp. Shot Less Than 40% FG	11-2
Led In Rebounds	14-1
Trailed In Rebounds	1-9
Tied In Rebounds	0-0
Committed Fewer Turnovers	9-3
Committed More Turnovers	6-6
Committed Same Turnovers	0-1
Scored 0-49 Points	0-1
Scored 50-59 Points	0-6
Scored 60-69 Points	6-2
Scored 70-79 Points	3-1
Scored 80-89 Points	5-0
Scored 90+ Points	1-0
Allowed 0-49 Points	6-0
Allowed 50-59 Points	4-3
Allowed 60-69 Points	3-3
Allowed 70-79 Points	2-1
Allowed 80-89 Points	0-2
Allowed 90+ Points	0-0



GAME 1

#13/14 GEORGIA 67, ST. BONAVENTURE 40
STEGEMAN COLISEUM | ATHENS | NOV. 9, 2018Official Basketball Box Score -- Game Totals -- Final Statistics
St. Bonaventure vs Georgia
11/9/18 6 pm ET at Stegeman Coliseum - Athens, Ga.

St. Bonaventure 40 • 1-1

#	Player	Total			3-Ptr		Rebounds			PF	TP	A	TO	Bk	Stl	Min
		FG-FGA	FG-FGA	FG-FGA	FT-FTA	Off	Def									
15	CALABRESE, Emily	1	10	0-0	4-6	3	4	7	1	6	0	2	0	2	22	
02	JOHNSON, Asianae	3	1-8	0-0	3-4	0	2	2	2	9	0	5	0	0	27	
03	MIGLIORE, Danielle	1	1-5	1-5	2-2	0	3	3	2	5	0	2	0	0	25	
11	FRANCIS, Deja	1	1-6	0-0	1-3	2	0	2	1	3	1	3	0	1	29	
24	PAULSON, Bree	0	0-4	0-3	0-0	1	0	1	3	0	0	0	0	0	19	
12	OLIVER, Amanda	2	2-6	0-0	0-0	0	8	8	2	4	0	1	0	0	25	
14	JORNLAN, Carrie	1	1-2	1-2	0-0	0	2	2	1	3	0	1	1	0	10	
20	LOGAN, Dajah	2	2-9	0-3	2-4	1	2	3	2	6	2	0	0	0	29	
21	DEL MORAL, Claudia	1	1-5	0-2	2-2	0	3	3	1	4	1	1	0	1	14	
	Team					3	3	6								
	Totals		12-55	2-15	14-21	10	27	37	15	40	4	15	1	4	200	

1st - FG %:	3-9	33.3%	2nd - FG %:	2-16	12.5%	3rd - FG %:	1-16	6.3%	4th - FG %:	4-14	28.6%	Game:	12-55	21.8%	Deadball
3FG %:	0-4	0.0%	3FG %:	0-4	0.0%	3FG %:	0-3	0.0%	3FG %:	2-4	50.0%	Game:	2-15	13.3%	Rebounds
FT %:	4-6	66.7%	FT %:	2-2	100.0%	FT %:	2-4	50.0%	FT %:	6-9	66.7%	Game:	14-21	66.7%	4

Georgia 67 • 1-0

#	Player	Total		3-Ptr		Rebounds		PF	TP	A	TO	Bk	Stl	Min
		FG-FGA	FG-FGA	FT-FTA	Off	Def								
04	ROBINSON, Caliya	f	6-14	1-4	2-2	4	5	9	1	15	1	2	1	21
00	COLE, Taja		5-11	0-1	0-0	3	2	5	0	10	2	0	0	26
02	CONNALLY, Gabby	g	2-6	1-4	0-0	0	0	0	3	5	3	1	0	24
03	PAUL, Stephanie	g	2-7	0-1	2-2	4	5	9	2	6	2	0	1	22
11	CALDWELL, Maya	g	3-8	1-4	0-0	1	4	5	3	7	2	2	1	25
01	JOHNSON, Donnetta		1-4	0-0	1-2	0	3	3	1	3	2	3	0	15
10	HOSE, Caitlin		1-6	0-4	0-0	1	3	4	0	2	2	1	0	19
12	HUBBARD, Kaila		1-3	0-0	4-6	1	5	6	0	6	1	0	0	11
14	STAITI, Jenna		4-4	1-1	0-3	1	2	3	5	9	1	2	0	11
22	BATES, Malury		2-3	0-0	0-2	1	6	7	1	4	0	0	3	24
25	HENDERSON, Ari		0-1	0-0	0-0	0	0	0	0	0	0	0	0	2
Team						1	1	2				1		
Totals			27-67	4-19	9-17	17	36	53	16	67	16	12	7	200

1st - FG %:	8-20	40.0%	2nd - FG %:	6-14	42.9%	3rd - FG %:	6-18	33.3%	4th - FG %:	6-15	40.0%	Game:	27-67	40.2%	Deadball
3FG %:	1-8	12.5%	3FG %:	2-4	50.0%	3FG %:	1-4	25.0%	3FG %:	1-5	20.0%	Game:	2-15	13.3%	Rebounds
FT %:	2-2	100.0%	FT %:	1-2	50.0%	FT %:	6-8	75.0%	FT %:	0-5	0.0%	Game:	9-17	52.9%	4

Officials: Beverly Roberts, Chaney Muench and Eric Baker
Technical fouls: St. Bonaventure-None. Georgia-None.
Attendance: 4054

Score by periods	1st	2nd	3rd	4th	Total
St. Bonaventure	10	6	4	20	40
Georgia	21	15	19	12	67

Last FG - SBU 4th-00:21, UGA 4th-01:02.
Largest lead - SBU by 2 1st-09:32, UGA by 37 4th-08:19.
SBU led for 00:37, UGA led for 35:49. Game was tied for 00:34.Score tied - 1 time.
Lead changed - 1 time.

GAME 3

UCLA 80, #14 GEORGIA 69
PAULEY PAVILION | LOS ANGELES | NOV. 14, 2018Official Basketball Box Score -- Game Totals -- Final Statistics
Georgia vs UCLA
11/14/18 11:00 AM at Los Angeles, Calif. (Pauley Pavilion)

Georgia 69 • 2-1

#	Player	Total		3-Ptr		Rebounds		PF	TP	A	TO	Bk	Stl	Min	
		FG	FTA	FG	FTA	Off	Def								
03	PAUL, Stephanie	f	1-1	0-0	1-2	2	1	3	5	3	0	3	1	20	
04	ROBINSON, Caliya	f	5-11	1-3	2-2	1	2	3	5	13	2	2	1	28	
00	COLE, Taja	g	9-20	1-4	3-10	5	5	10	5	22	8	2	0	36	
02	CONNALLY, Gabby	g	8-13	3-7	0-0	0	0	0	3	19	4	5	0	39	
11	CALDWELL, Maya	g	1-4	1-3	0-0	1	2	3	2	3	1	1	0	27	
01	JOHNSON, Donnetta		0-0	0-0	0-0	0	1	1	0	0	0	1	0	1	
10	HOSE, Caitlin		0-2	0-1	1-2	0	0	0	0	1	0	0	0	9	
12	HUBBARD, Kaila		0-2	0-2	0-0	1	0	1	1	0	2	0	0	11	
14	STAITI, Jenna		0-0	0-0	0-0	0	0	0	0	0	0	0	0	1	
22	BATES, Malury		4-7	0-0	0-0	2	6	8	5	8	1	0	1	28	
	Team					1	0	1				1			
Totals			28-60	6-20	7-16	13	17	30	26	69	18	15	3	4	200

1st - FG %:	10-17	58.8%	2nd - FG %:	7-15	46.7%	3rd - FG %:	4-14	28.6%	4th - FG %:	7-14	50.0%	Game:	28-60	46.7%	Deadball
3FG %:	1-3	33.3%	3FG %:	4-11	36.4%	3FG %:	0-3	0.0%	3FG %:	1-3	33.3%	Game:	6-20	30.0%	Rebounds
FT %:	1-5	20.0%	FT %:	0-0	0.0%	FT %:	3-5	60.0%	FT %:	1-3	33.3%	Game:	7-16	43.8%	6,3

UCLA 80 • 2-1

#	Player	Total		3-Ptr		Rebounds		PF	TP	A	To	Bk	Stl	Min	
		FG-FA	FG-FGA	FT-FTA	Off	Def	Tot								
21	ONYENWERE, Michaela	f	11-19	0-1	3-5	5	6	11	2	25	4	1	1	2	40
33	MILLER, Lauryn	f	1-6	0-2	3-4	1	2	3	1	5	1	0	0	0	17
04	CORSARO, Lindsey	g	3-7	0-1	2-2	0	2	2	1	8	3	1	0	2	37
22	BURKE, Kennedy	g	8-10	1-2	4-10	0	4	4	2	21	4	3	1	4	37
24	DEAN, Japreece	g	4-8	2-3	7-8	1	1	2	3	17	5	1	1	2	36
02	SMITH, Ahlana		0-0	0-0	0-0	0	0	0	0	0	0	0	0	0	7
11	DRUMMER, Lajahna		1-6	0-3	2-5	3	5	8	4	4	1	1	0	2	26
Team						0	1	1				2			
Totals			28-56	3-12	21-34	10	21	31	13	80	18	9	3	12	200

1st - FG %:	6-12	50.0%	2nd - FG %:	7-16	43.8%	3rd - FG %:	7-13	53.8%	4th - FG %:	8-15	53.3%	Game:	28-56	50.0%	Deadball
3FG %:	0-1	0.0%	3FG %:	3-6	50.0%	3FG %:	0-2	0.0%	3FG %:	0-3	0.0%	Game:	3-12	25.0%	Rebounds
FT %:	0-1	0.0%	FT %:	2-6	33.3%	FT %:	4-6	66.7%	FT %:	15-21	71.4%	Game:	21-34	61.8%	11,1

Officials: Michael Price, Clarke Stevens, Cheryl Flores
Technical fouls: Georgia-None. UCLA-None.
Attendance: 5113

Score by periods	1st	2nd	3rd	4th	Total
Georgia	22	18	11	18	69
UCLA	12	19	18	31	80

Last FG - UGA 4th-00:28, UCLA 4th-02:23.
Largest lead - UCLA by 12 1st-00:41, UCLA by 11 4th-00:13.
UGA led for 03:42, UCLA led for 05:37. Game was tied for 03:41.Score tied - 6 times.
Lead changed - 7 times.

GAME 2

#13/14 GEORGIA 85, WINTHROP 39
STEGEMAN COLISEUM | ATHENS | NOV. 11, 2018Official Basketball Box Score -- Game Totals -- Final Statistics
Winthrop vs Georgia
11/11/18 2 p.m. ET at Stegeman Coliseum - Athens, Ga.

Winthrop 39 • 0-2

#	Player	Total			3-Ptr		Rebounds		PF	TP	A	TO	Bk	Stl	Min
		FG-FA	FG-FGA	FT-FTA	Off	Def									
24	NWABUDU, Kem	f	4-19	0-0	0-0	3	1	4	1	8	1	2	0	3	34
00	LANGSTAFF, Maleeah		0-4	0-1	1-2	2	2	2	4	2	1	1	3	1	31
04	BUCKLEY, Sydney		0-2	0-0	2-2	1	0	1	2	2	1	6	0	0	34
21	RILEY, Anika		3-9	0-0	1-1	2	8	10	3	7	0	2	0	1	24
25	HAGAMAN, Courtney		3-11	2-6	0-0	2	0	2	1	8	0	2	0	3	18
03	JAMISON, Destinee		0-4	0-0	2-2	0	1	1	2	2	0	2	0	1	16
05	COWAN, Essence		0-3	0-3	0-2	0	1	1	2	0	0	0	0	0	10
15	WHITFIELD, Jah'che		1-7	0-1	3-8	1	3	4	1	5	0	1	1	1	17
55	COELLO PEREZ, Angela		3-7	0-2	0-0	0	1	1	2	6	0	1	0	0	16
	Team						5	2	7						
Totals			14-66	2-13	9-17	16	19	35	16	39	3	19	1	11	200

1st - FG %:	9-18	50.0%	2nd - FG %:	4-18	22.2%	3rd - FG %:	6-17	35.3%	4th - FG %:	2-15	13.3%	Game:	14-66	21.2%	Deadball
3FG %:	0-2	0.0%	3FG %:	0-4	0.0%	3FG %:	2-3	66.7%	3FG %:	0-4	0.0%	Game:	2-13	15.4%	Rebounds
FT %:	2-2	100.0%	FT %:	5-6	83.3%	FT %:	1-1	100.0%	FT %:	1-8	12.5%	Game:	9-17	52.9%	4

Georgia 85 • 2-0

#	Player	Total			3-Ptr		Rebounds		PF	TP	A	TO	Bk	Stl	Min
		FG-FA	FG-FGA	FT-FTA	Off	Def									
04	ROBINSON, Caliya	f	6-11	1-1	0-2	3	5	8	1	13	3	2	2	2	25
00	COLE, Taja	g	6-10	2-4	0-2	0	7	7	1	14	11	4	0	2	28
02	CONNALLY, Gabby	g	4-11	2-8	2-2	1	5	6	1	12	5	2	0	2	31
03	PAUL, Stephanie	g	0-5	0-1	0-0	3	4	7	0	0	1	2	1	0	13
11	CALDWELL, Maya	g	0-4	0-2	0-0	5	2	7	2	0	1	1	0	2	19
01	JOHNSON, Donnetta		1-3	1-1	0-0	1	0	1	4	3	0	2	0	0	10
10	HOSE, Catlin		4-7	1-4	1-2	2	3	5	1	10	4	1	0	3	18
10	HUBBARD, Kaia		5-8	2-3	3-3	1	2	3	4	15	2	3	0	0	20
12	ORFATI, Jenna		5-5	0-0	0-0	1	6	7	2	10	0	0	0	1	17
22	BATES, Maturity		4-7	0-0	0-0	2	4	6	3	8	0	3	5	0	16
25	HENDERSON, Ari		0-1	0-0	0-0	1	0	1	0	0	0	0	0	0	3
	Team					1	2	3							
	Totals		35-72	9-24	6-11	21	40	61	19	85	27	20	10	12	200

GAME 5

#24 GEORGIA 60, MERCER 33

COLISEO RUBEN ZAYAS | PUERTO RICO | NOV. 22, 2018



Official Basketball Box Score -- Game Totals -- Final Statistics
Morgan State vs Georgia
11/22/18 1:00 PM at Coliseo Ruben Zayas, Trujillo Alto, PR



Morgan State 33 - 1-5

#	Player	Total		3-Ptr		Rebounds		PF	TP	A	TO	Blk	Stl	Min
		FG-FGA	FG-FGA	FT-FTA	Off	Def								
02	Chavis, Jahiyan	3-9	0-3	0-0	3	2	5	1	6	1	5	0	2	33
11	Horn, Kayla	2-8	0-4	0-2	1	4	5	0	4	2	2	1	1	35
12	Bolasighn, Naomi	2-11	2-8	2-2	2	1	3	3	8	0	2	0	1	28
21	Coleman, Adreoria	3-11	0-2	0-0	1	5	6	2	6	2	3	0	2	39
24	Sherrill, Elizabeth	1-8	0-0	0-0	1	4	5	1	2	1	1	0	0	36
04	McCalla, Ashia	3-10	0-1	1-2	3	0	3	2	7	2	3	0	2	29
	Team				4	1	5							
Totals		14-57	2-18	3-6	15	17	32	9	33	8	16	1	8	200

1st - FG %: 5-17 29.4% 2nd: 3-10 30.0% 3rd: 3-13 23.1% 4th: 3-17 17.6% Game: 14-57 24.6% Deadball
3FG %: 0-6 0.0% 0-2 0.0% 1-4 25.0% 1-6 16.7% 2-18 11.1% Rebounds
FT %: 0-0 0.0% 0-0 0.0% 0-0 0.0% 3-6 50.0% 3-6 50.0%

Georgia 60 - 3-2

#	Player	Total		3-Ptr		Rebounds						PF	TP	A	TO	Blk	Stl	Min.
		FG-FGA	FG-FGA	FG-FGA	FT-FTA	Off	Def	Tot										
00	COLE, Taja	4-6	0-1	1-3		0	3	4	1	9	5	3	1	2	29			
02	CONNALLY, Gabby	3-5	1-1	0-0		0	2	2	1	7	2	3	0	0	30			
03	PAUL, Stephanie	3-4	1-1	0-0		4	1	5	1	7	4	1	0	0	20			
04	ROBINSON, Caliya	9-17	0-4	1-2		5	6	11	3	19	3	4	3	2	29			
10	HOSE, Caitlin	1-4	0-2	0-0		0	1	1	2	2	0	0	0	1	16			
01	JOHNSON, Donnetta	1-6	0-2	0-0		0	5	5	1	2	0	2	0	1	14			
11	CALDWELL, Maya	0-0	0-0	0-2		0	1	1	0	0	1	0	0	0	19			
12	HUBBARD, Kaila	0-2	0-1	0-0		0	0	0	1	0	0	2	0	1	15			
14	STAITI, Jenna	4-8	0-1	2-2		3	4	7	0	10	1	0	3	0	15			
22	BATES, Malury	2-5	0-0	0-0		2	2	4	0	4	0	3	1	1	13			
	Team					2	4	6										
Totals		27-57	2-13	4-9		17	29	46	10	60	16	18	8	8	200			

1st - FG %: 7-14 50.0% 2nd: 6-13 46.2% 3rd: 8-15 53.3% 4th: 6-15 40.0% Game: 27-57 47.4% Deadball
3FG %: 1-5 20.0% 0-4 0.0% 1-1 100.0% 0-3 0.0% 2-13 15.4% Rebounds
FT %: 1-3 33.3% 0-2 0.0% 3-3 100.0% 0-1 0.0% 4-9 44.4% 7

Officials: Joel Ortiz, Shawn Good, Tim Green
Technical fouls: Morgan State-None, Georgia-None.
Attendance: 75

Score by periods	1st	2nd	3rd	4th	Total
Morgan State	6	7	10	33	
Georgia	16	12	20	60	

	In	Off	2nd	Fast	Bench
Points	Paint	T/O	Chance	Break	
UGA	10	9	9	0	16

Last FG - MOSTATE 4th-02:18, UGA 4th-00:42
Largest lead - MOSTATE None, UGA by 29 4th-08:43
MOSTATE led for 00:00, UGA led for 38:35. Game was tied for 01:25.

Score tied - 1 time.
Lead changed - 0 times.

GAME 7

GEORGIA 67, MERCER 30
STEGEMAN COLISEUM | ATHENS | NOV. 28, 2018

Official Basketball Box Score -- Game Totals -- Final Statistics
Mercer vs Georgia
11/28/18 7 p.m. ET at Stegeman Coliseum - Athens, Ga.



Mercer 30 - 3-4

#	Player		Total		3-Ptr		Rebounds		PF	TP	A	TO	Blk	Stl	Min
			FG-FA	FG-FA	FT-FTA	FT-FTA	Off	Def							
02	Amanda Thompson	f	5-14	0-0	2-2	3	3	7	2	12	3	2	1	1	36
21	Shannon Titus		3-12	0-0	6-6	0	7	7	2	12	2	1	0	3	37
34	Rachel Selp	c	4-11	0-0	1-2	0	3	3	4	9	0	0	0	0	39
00	KeKe Calloway		10-17	0-3	1-2	0	3	3	2	21	1	4	0	0	34
11	Linnea Rosendal	g	1-5	1-4	0-0	0	0	0	0	3	2	2	0	2	32
15	Ally Welch		0-1	0-0	0-0	0	1	1	0	0	0	1	0	0	10
32	Jaron Dougherty		1-2	0-0	1-2	0	3	3	0	3	0	0	0	0	12
Team						3	4	7				1			
Totals			24-62	1-7	11-14	6	24	30	11	60	8	11	1	6	200

1st - FG %: 9-19 47.4% 2nd: 4-13 30.8% 3rd: 6-14 42.9% 4th: 5-16 31.3% Game: 24-62 38.7% Deadball
3FG %: 1-4 25.0% 0-1 0.0% 0-1 0.0% 1-7 14.3% Rebounds
FT %: 0-0 0.0% 3-4 75.0% 5-6 83.3% 11-14 78.6% 2

Georgia 67 - 4-3

#	Player	Total		3-Ptr		Rebounds		PF	TP	A	TO	Blk	Stl	Min	
		FG	FGA	FG	FGA	FT	FTA								Off
03	PAUL, Stephanie	1	0-2	0-0	0-0	0	0	0	0	1	1	0	0	8	
04	ROBINSON, Caliya	1	13-26	1-2	3-4	4	13	17	3	30	0	1	3	2	35
00	COLE, Taja	9	3-8	0-0	0-0	1	3	4	1	6	7	0	0	3	40
02	CONNALLY, Gabby	9	0-4	0-2	1-2	0	0	0	2	1	1	5	0	2	28
10	HOSE, Caitlin	9	1-3	1-3	0-0	0	3	3	0	3	0	1	0	0	23
01	JOHNSON, Donnetta	1	5-8	1-2	0-2	2	3	5	2	11	0	3	0	2	20
11	CALDWELL, Maya	1	2-3	0-1	0-0	1	1	2	1	4	1	0	0	1	6
12	HUBBARD, Kaila	1	0-2	0-0	0-0	1	0	1	1	0	1	1	0	0	14
14	STAITI, Jenna	1	2-6	1-1	4-8	3	7	10	3	9	2	1	4	0	21
22	BATES, Malury	1	1-2	0-0	1-2	2	1	3	2	3	0	4	0	0	5
	Team					3	2	5				1			
Totals			27-64	4-11	9-18	17	33	50	15	67	13	18	7	10	200

1st - FG %: 5-17 29.4% 2nd: 10-18 55.6% 3rd: 6-15 40.0% 4th: 6-14 42.9% Game: 27-64 42.2% Deadball
3FG %: 1-3 33.3% 1-2 50.0% 0-3 0.0% 2-3 66.7% 11-18 61.1% Rebounds
FT %: 0-0 0.0% 3-6 50.0% 0-0 0.0% 6-12 50.0% 15-33 45.5% 5

Officials: Michael McConnell, Karen Presto and Brian Garland
Technical fouls: Mercer-None, Georgia-None.
Attendance: 2117

Score by periods	1st	2nd	3rd	4th	Total
Mercer	19	11	15	15	60
Georgia	11	24	12	20	67

Last FG - MER 4th-02:45, UGA 4th-03:10
Largest lead - MER by 12 2nd-08:39, UGA by 8 4th-03:10
MER led for 20:14, UGA led for 16:32. Game was tied for 03:14.

Score tied - 5 times.
Lead changed - 7 times.

GAME 6

#7 MARYLAND 58, #24 GEORGIA 51
COLISEO ROBERTO CLEMENTE | PUERTO RICO | NOV. 24, 2018

Official Basketball Box Score -- Game Totals -- Final Statistics
Georgia vs #7 Maryland
11/24/18 1:00 PM at Coliseo Roberto Clemente, San Juan, PR



Georgia 51 - 5-0

#	Player	Total			3-Ptr		Rebounds		PF	TP	A	TO	Blk	Stl	Min
		FG-FGA	FG-FGA	FT-FTA	Off	Def									
00	COLE, Taja	4-20	1-4	2-4	2	2	4	2	11	5	1	0	2	40	
02	CONNALLY, Gabby	5-21	2-6	4-4	1	3	4	5	16	1	0	0	2	40	
03	PAUL, Stephanie	2-3	0-0	0-0	2	3	5	2	4	1	1	0	1	24	
04	ROBINSON, Caliya	6-15	0-1	0-2	3	6	9	2	12	0	2	2	0	36	
10	HOSE, Caitlin	0-2	0-0	0-0	2	3	5	1	0	1	0	0	1	13	
01	JOHNSON, Donnetta	0-0	0-0	0-0	0	1	1	0	0	0	0	0	0	3	
11	CALDWELL, Maya	0-3	0-0	0-0	4	0	4	1	0	1	0	0	0	11	
12	HUBBARD, Kaila	0-2	0-0	0-0	0	2	2	1	0	0	0	0	0	13	
14	STAITI, Jenna	1-3	0-1	0-0	1	0	1	3	2	0	1	2	0	7	
22	BATES, Malury	3-9	0-0	0-0	3	0	3	0	6	0	1	0	1	13	
	Team				4	0	4								
Totals		21-78	3-12	6-10	22	20	42	17	51	9	6	4	7	200	

1st - FG %: 8-21 38.1% 2nd: 4-17 23.5% 3rd: 6-20 30.0% 4th: 3-20 15.0% Game: 21-78 26.9% Deadball
3FG %: 1-2 50.0% 1-2 50.0% 0-4 0.0% 1-4 25.0% 3-12 25.0% Rebounds
FT %: 1-2 50.0% 3-6 50.0% 0-0 0.0% 2-2 100.0% 2

#7 Maryland 58 - 3-3

#	Player	Total		3-Ptr		Rebounds		PF	TP	A	TO	Blk	Stl	Min
		FG	FGA	FG	FGA	FT	FTA							
03	Channise Lewis	2-3	2-2	1-2		0	1	1	1	7	2	1	0	40
05	Kaila Charles	3-11	0-1	1-2		0	8	8	1	7	4	3	1	34
11	Taylor Mikesell	1-6	1-6	5-6		0	3	3	2	8	1	3	0	38
22	Blair Watson	1-2	0-1	0-0		0	2	2	2	2	0	0	1	13
24	Stephanie Jones	9-14	1-1	2-3		1	6	7	4	21	2	5	2	14
01	Shakira Austin	1-8	0-0	3-6		3	11	14	1	5	2	2	4	28
32	Sara Vujacic	0-0	0-0	0-0		0	0	0	1	0	0	0	0	3
34	Brianna Fraser	2-3	0-0	4-4		0	1	1	1	8	0	1	0	10
	Team					5	5	10						

GAME 9

GEORGIA 61, FURMAN 38

STEGEMAN COLISEUM | ATHENS | DEC. 4, 2018



Official Basketball Box Score -- Game Totals -- Final Statistics
Furman vs Georgia
12/4/18 7 p.m. ET at Stegeman Coliseum - Athens, Ga.



Furman 38 • 4-4

#	Player		Total		3-Ptr		Rebounds		PF	TP	A	To	Blk	Stl	Min
			FG-FGA	FT-FTA	FG-FGA	FT-FTA	Off	Def							
13	Kaitlyn Duncan	f	2-6	0-1	0-0	0	6	6	3	4	0	2	3	1	21
01	Milica Manojlovic	g	0-2	0-0	0-0	0	1	1	2	0	4	2	0	0	19
10	Le'Jae Davidson	g	0-11	0-7	6-7	0	1	1	0	6	1	4	0	2	34
12	Tyiah Hunter	g	3-5	0-0	0-0	3	3	6	2	6	0	3	1	0	20
44	Taylor Petty	g	1-8	1-4	2-2	1	3	4	3	5	1	1	0	0	26
02	Janya Outten		1-2	0-0	1-2	0	0	0	1	3	2	1	0	1	19
03	Sutton West		1-2	0-0	0-0	1	2	3	0	2	0	0	0	0	11
04	Jade Kirisome		0-5	0-4	2-2	1	3	4	1	2	0	1	0	1	18
05	Sydni Donovan		0-0	0-0	0-0	0	1	1	0	0	0	0	0	0	1
11	Hannah Sellinger		0-0	0-0	0-0	0	0	0	0	0	0	0	0	0	2
14	Grace van Rij		0-0	0-0	0-0	0	0	0	0	0	0	0	0	0	2
23	Beatriz Mateo		0-0	0-0	2-2	0	0	0	0	2	0	1	0	0	1
24	Greyson Boone		0-0	0-0	0-0	0	0	0	0	0	0	0	0	0	3
30	Natalie Wilson		0-0	0-0	0-0	0	0	0	0	0	1	0	0	0	3
55	Celena Taborn		3-5	0-0	2-2	1	1	2	3	8	0	3	0	0	20
	Team					2	2	4				1			
Totals			11-46	1-16	15-17	9	23	32	15	38	8	20	4	5	200

1st - FG %: 1-13 7.7% 2nd: 4-12 33.3% 3rd: 3-10 30.0% 4th: 3-11 27.3% Game: 11-46 23.9% Deadball Rebounds 1
3FG %: 0-3 0.0% 0-4 0.0% 0-2 0.0% 0-2 0.0% 1-6 16.7%
FT %: 0-0 0.0% 2-2 100.0% 9-11 81.8% 4-4 100.0% 15-17 88.2%

Georgia 61 • 6-3

#	Player		Total		3-Ptr		Rebounds		PF	TP	A	T	Blk	Stl	Min
			FG-FGA	FT-FTA	FG-FGA	FT-FTA	Off	Def							
03	PAUL, Stephanie	f	5-7	0-0	5-7	4	6	10	2	15	1	1	0	0	23
04	ROBINSON, Caliya	f	4-14	0-1	0-0	2	5	7	2	8	1	1	2	0	22
00	COLE, Taja	g	4-9	0-1	1-2	2	4	6	3	9	4	1	0	2	32
02	CONNALLY, Gabby	g	4-8	2-3	2-2	0	1	1	1	12	1	2	1	4	32
12	HUBBARD, Kaila	g	3-10	0-2	2-4	6	0	6	1	8	0	2	0	4	27
01	JOHNSON, Donnetta	g	1-4	0-0	0-0	2	1	3	1	2	0	1	0	1	10
10	HOSE, Caitlin	g	0-1	0-0	0-0	2	1	3	0	0	0	0	0	0	6
11	CALDWELL, Maya	g	1-8	0-2	1-2	3	2	5	4	3	4	1	2	2	24
14	STAATI, Jenna	g	1-4	0-0	0-0	1	1	2	0	2	0	0	0	0	8
23	MORRISON, Que	g	0-2	0-1	2-2	1	5	6	0	2	0	1	0	0	13
25	HENDERSON, Ari	g	0-0	0-0	0-0	0	0	0	0	0	1	0	0	0	3
Team						1	1	2							
Totals				23-67	2-10	13-19	24	27	51	14	61	11	12	5	200

1st - FG %: 6-18 33.3% 2nd: 5-18 27.8% 3rd: 6-20 30.0% 4th: 6-11 54.5% Game: 23-67 34.3% Deadball Rebounds 3
3FG %: 0-3 0.0% 0-3 0.0% 3-5 60.0% 5-8 62.5% 2-10 20.0%
FT %: 4-4 100.0% 1-2 50.0% 3-5 60.0% 5-8 62.5% 13-19 68.4%

Officials: Felicia Gritter, Cameron Inouye and Nykesha Thompson

Technical fouls: Furman-None. Georgia-None.

Attendance: 2174

Score by periods	1st	2nd	3rd	4th	Total
Furman	2	10	15	11	38
Georgia	16	11	17	17	61

Last FG - FUR 4th-02:09, UGA 4th-04:39

Largest lead - FUR None, UGA by 25 4th-03:50

FUR led for 00:00, UGA led for 39:35, Game was tied for 00:23.

Score tied - 0 times.

Lead changed - 0 times.

GAME 11

GEORGIA 77, LIPSCOMB 45

STEGEMAN COLISEUM | ATHENS | DEC. 19, 2018



Official Basketball Box Score -- Game Totals -- Final Statistics
Lipscomb vs Georgia
12/19/18 11 a.m. ET at Stegeman Coliseum - Athens, Ga.



Lipscomb 45 • 2-9

#	Player	Total		3-Ptr		Rebounds		PF	TP	A	TO	Blk	Stl	Min	
		FG-FGA	FT-FTA	FG-FGA	FT-FTA	Off	Def								
22	CLARK, Taylor	1	3-7	2-4	8-10	2	0	2	1	16	0	4	0	2	29
05	SHORT, Carleigh	g	1-5	1-4	1-2	0	2	2	1	4	1	0	0	2	24
15	RAU, Lauren	g	4-9	1-2	6-7	0	3	3	2	15	1	5	0	0	29
20	DEASON, Jane	g	0-5	0-2	0-0	0	3	3	0	0	0	0	0	3	27
23	HAMMAKER, Anna	g	1-7	0-2	0-0	0	2	2	3	2	1	3	0	0	23
10	SIMPSON, Gracie	g	0-1	0-1	0-0	0	1	1	0	0	0	0	0	0	3
12	MORROW, Keely	g	1-5	0-1	3-4	1	2	3	2	5	1	5	0	1	20
14	MANOS, Lexi	g	1-3	1-3	0-0	0	1	1	1	3	1	2	0	1	23
25	GRILLON, Gabi	g	0-0	0-0	0-0	0	1	1	0	0	0	0	0	0	10
44	ROSENBAUM, Kailey	g	0-3	0-0	0-0	2	3	5	2	0	0	1	0	0	12
Team						4	4	8				5			
Totals			11-45	5-19	18-23	9	22	31	16	45	5	25	0	9	200
1st FG %: 3-15 20.0% 2nd: 2-4 50.0% 3rd: 3-9 33.3% 4th: 3-9 33.3% Game: 11-45 24.4%															
FG %: 2-6 33.3% 2-4 50.0% 1-2 50.0% 0-7 0.0% 5-19 26.3%															
FT %: 3-4 75.0% 8-10 80.0% 1-2 50.0% 0-0 0.0% 18-23 78.3%															
Rebounds: 2 0 2 1 4 1 0 3 2 15 1 3 0 0 29															

1st - FG %: 3-15 20.0% 2nd: 2-6 33.3% 3rd: 3-8 37.5% 4th: 3-15 20.0% Game: 11-45 24.4% Deadball Rebounds 4
3FG %: 2-6 33.3% 2-4 50.0% 1-2 50.0% 0-7 0.0% 5-19 26.3%
FT %: 3-4 75.0% 8-10 80.0% 4-4 100.0% 3-5 60.0% 18-23 78.3%

Georgia 77 • 7-4

#	Player	FG	3PT	FT	Reb	Ass	PF	TP	A	T	Blk	Stl	Min		
03	PAUL, Stephanie	1	3-7	0-0	2-2	3	5	8	0	8	2	2	0	1	30
04	ROBINSON, Caliya	1	8-12	0-0	5-7	2	6	8	2	21	1	5	0	24	
00	COLE, Taja	g	3-5	0-0	2-3	0	3	3	4	8	9	4	0	1	27
02	CONNALLY, Gabby	g	5-9	2-5	1-1	0	2	2	5	13	3	1	0	2	33
23	MORRISON, Que	g	3-3	1-1	1-2	0	2	2	2	6	1	3	1	1	17
01	JOHNSON, Donnetta	g	1-4	1-4	0-0	0	0	0	1	3	1	0	0	0	16
10	HOSE, Caitlin	g	2-5	0-3	0-0	0	1	1	0	4	0	1	0	0	11
11	CALDWELL, Maya	g	3-4	1-2	0-0	0	1	1	3	7	0	4	0	0	10
12	HUBBARD, Kaila	g	0-2	0-0	0-0	1	2	3	0	0	0	3	1	0	13
14	STAATI, Jenna	g	1-1	1-1	2-4	1	3	4	1	5	1	0	1	1	16
25	HENDERSON, Ari	g	1-2	0-1	0-0	0	0	0	0	2	0	0	0	0	3
Team					2	2	1	3							
Totals			29-54	6-17	13-19	9	26	35	20	77	19	19	8	6	200

1st - FG %: 6-11 54.5% 2nd: 9-15 60.0% 3rd: 7-14 50.0% 4th: 7-14 50.0% Game: 29-54 53.7% Deadball Rebounds 0
3FG %: 1-3 33.3% 2-4 50.0% 3-5 60.0% 1-5 20.0% 6-17 35.3%
FT %: 6-8 75.0% 2-3 66.7% 3-4 75.0% 0-7 0.0% 13-19 68.4%

Officials: Mark Kentz, Brian Garland and Dawn Marsh

Technical fouls: Lipscomb-None. Georgia-None.

Attendance: 7090

Score by periods	1st	2nd	3rd	4th	Total
Lipscomb	11	14	11	9	45
Georgia	19	22	19	17	77

Last FG - LIP 4th-03:56, UGA 4th-00:43

Largest lead - LIP None, UGA by 32 4th-00:43

LIP led for 00:00, UGA led for 39:48, Game was tied for 00:12.

Score tied - 0 times.

Lead changed - 0 times.

GAME 10

VILLANOVA 62, GEORGIA 56

FINNERAN PAVILION | PHILADELPHIA | DEC. 14, 2018



Official Basketball Box Score -- Game Totals -- Final Statistics
Georgia vs Villanova
12/14/18 7:00 pm at Finneran Pavilion



Georgia 56 • 6-4

#	Player	Total		3-Ptr		Rebounds		PF	TP	A	T	Blk	Stl	Min	
		FG-FGA	FT-FTA	FG-FGA	FT-FTA	Off	Def								
03	PAUL, Stephanie	f	8-12	0-1	3-3	3	4	7	3	19	1	2	0	0	36
04	ROBINSON, Caliya	f	3-10	0-0	0-0	1	1	2	2	6	1	1	1	1	26
00	COLE, Taja		1-7	0-1	1-2	1	8	9	2	3	7	1	1	1	40
02	CONNALLY, Gabby		5-9	1-3	1-1	1	0	1	2	12	2	1	0	2	34
23	MORRISON, Que	g	1-3	0-2	0-0	1	0	1	3	2	0	0	0	1	20
01	JOHNSON, Donnetta		0-0	0-0	0-0	0	0	0	0	0	0	0	0	0	3
11	CALDWELL, Maya		2-5	0-0	0-0	3	0	3	1	4	1	4	0	1	19
12	HUBBARD, Kaila		0-2	0-1	0-0	0	1	1	1	0	0	1	0	0	8
14	STAATI, Jenna		3-5	0-0	4-9	0	3	3	2	10	1	2	3	0	14
Team						4	3	7							
Totals			23-53	1-8	9-15	14	20	34	16	56	13	13	5	6	200

1st - FG %: 5-17 29.4% 2nd: 5-10 50.0% 3rd: 7-15 46.7% 4th: 6-11 54.5% Game: 23-53 43.4% Deadball Rebounds 2
3FG %: 0-3 0.0% 0-3 0.0% 0-1 0

GAME 13
GEORGIA 83, PRESBYTERIAN 59
STEGEMAN COLISEUM | ATHENS | DEC. 28, 2018

Official Basketball Box Score -- Game Totals -- Final Statistics
Presbyterian vs Georgia
12/28/18 2 p.m. ET at Stegeman Coliseum - Athens, Ga.

**Presbyterian 59 • 2-8**

#	Player	Total			3-Ptr			Rebounds			PF	TP	A	TO	Blk	Stl	Min
		FG	FGA	FT	FGA	FTA	FT	Off	Def	Tot							
15	SANTOS, Tess	f	1-6	1-4	0-0	0	0	2	2	2	3	0	2	0	2	31	
32	VIOLA, Salina	f	3-11	2-4	3-3	2	6	8	3	11	0	1	0	0	24		
44	BLACKWELL-BOYDEN, E	c	1-4	0-0	1-2	3	0	3	2	3	1	2	0	0	25		
11	HALL, Kacie	g	7-15	1-2	3-4	0	1	1	0	18	2	1	0	3	36		
23	STAFFORD, Shamani	g	6-12	5-10	0-0	0	5	5	1	17	1	1	0	0	32		
03	HEMM, Riley		0-0	0-0	0-0	0	0	0	0	0	0	0	0	0	3		
04	GIBBS, Bri		1-3	0-0	3-4	0	3	4	5	0	0	0	1	20			
14	JOHNSON, Trinity		1-8	0-1	0-0	1	3	4	2	7	4	0	1	30			
Team									3	1	4				1		
Totals			20-59			9-21			10-13			9 21 30			14 59 11 2 0 7 200		
1st - FG %:		2-14	14.3%	2nd - 3-13	23.1%	3rd - 9-17	52.9%	4th - 6-15	40.0%	Game: 20-59	33.9%	Deadball					
3FG %:		1-6	16.7%	1-2	50.0%	5-7	71.4%	2-6	33.3%	9-21	42.9%	Rebounds					
FT %:		0-0	0.0%	3-6	50.0%	2-2	100.0%	5-5	100.0%	10-13	76.9%	0					

Georgia 83 • 9-4

#	Player		Total			3-Ptr			Rebounds			PF	TP	A	TO	Blk	Stl	Min	
			FG	FGA	FT	FGA	FTA	Off	Def	Tot									
03	PAUL, Stephanie	f	7-11	0-1	3-5	4	6	10	3	17	2	3	4	0	30			30	
04	ROBINSON, Caliya	f	0-2	0-1	0-0	0	2	2	0	0	0	0	1	0	5			5	
00	COLE, Taja	g	6-11	3-4	2-5	0	7	7	0	17	11	3	0	4	36			36	
01	JOHNSON, Donnetta	g	1-5	1-1	0-0	1	2	3	4	3	0	0	0	0	8			8	
02	CONNALLY, Gabby	g	3-7	1-5	2-4	1	1	2	1	9	4	3	0	0	35			35	
11	CALDWELL, Maya		2-3	0-1	2-2	2	4	6	2	6	5	1	1	1	24			24	
12	HUBBARD, Kaila		4-6	1-2	1-2	0	1	1	2	10	3	1	0	0	26			26	
14	STAITI, Jenna		10-15	1-2	0-0	2	6	8	5	21	0	2	4	0	31			31	
25	HENDERSON, Ari		0-0	0-0	0-0	1	0	1	0	0	0	0	0	0	5			5	
Team									0 4 4										
Totals			33-60			7-17			10-18			11 33 44			17 83			25 13 10 5	200

Officials: Scott Yarborough, Katie Lukanich and Marcus Clayton

Technical fouls: Presbyterian-None. Georgia-None.

Attendance: 2885

Score by periods	1st	2nd	3rd	4th	Total
Presbyterian	5	10	25	19	59
Georgia	24	23	22	14	83

Last FG - PC 4th-00:06, UGA 4th-00:16.

Largest lead - PC None, UGA by 35 2nd-00:25.

PC led for 00:00. UGA led for 39:19. Game was tied for 00:41.

Points	In	Off	2nd	Fast	Bench
PC	18	10	11	3	7
UGA	38	9	12	19	37

Score tied - 0 times.
Lead changed - 0 times.

GAME 14
GEORGIA 63, LSU 50
STEGEMAN COLISEUM | ATHENS | JAN. 3, 2019

Official Basketball Box Score -- Game Totals -- Final Statistics
LSU vs Georgia
1/3/19 7 p.m. ET at Stegeman Coliseum - Athens, Ga.

**LSU 50 • 9-4 (0-1)**

#	Player		Total			3-Ptr			Rebounds			PF	TP	A	TO	Blk	Stl	Min	
			FG	FGA	FT	FGA	FTA	Off	Def	Tot									
05	MITCHELL, Ayana	f	4-11	0-2	2-4	2	8	10	2	10	2	4	3	2	30			30	
24	AIFUWA, Faustine	c	4-10	0-0	1-2	0	4	4	2	9	1	4	1	2	32			32	
02	NORTON, Shanice	g	1-2	0-0	0-0	3	0	3	1	2	1	2	0	1	25			25	
03	POINTER, Khayla	g	3-7	0-2	1-1	0	2	2	4	7	4	7	0	1	35			35	
13	RICHARD-HARRIS, J.	g	0-2	0-1	0-0	0	0	0	1	0	1	0	0	0	22			22	
04	FARLEY, Raven		0-0	0-0	0-0	0	1	1	0	0	0	1	1	0	5			5	
12	BROOKS, Mercedes		5-11	2-6	0-0	1	1	2	1	12	1	1	1	0	23			23	
23	SEAY, Karli		4-8	0-2	0-0	0	0	0	0	2	0	0	0	1	22			22	
25	SPENCER, Rakell		1-2	0-1	0-0	1	2	3	0	2	1	0	0	0	6			6	
Team									0 1 1										
Totals			22-53			2-14			4-7			7 19 26			11 50			13	20
1st - FG %:			6-13	46.2%	2nd: 6-14	42.9%	3rd: 6-12	50.0%	4th: 4-14	28.6%	Game: 22-53			41.5%	Deadball				

Georgia 63 • 10-4 (1-0)

#	Player	Total			Rebounds							PF	TP	A	TO	Blk	Stl	Min
		FG-FGA	FG-FGA	FT-FTA	Off	Def	Tot	PF	TP									
03	PAUL, Stephanie	f	3-7	0-0	2-2	0	0	0	4	8	1	3	0	0	16			
04	ROBINSON, Caliya	f	6-11	1-3	3-3	2	4	6	2	16	2	3	1	1	28			
00	COLE, Taja	g	4-12	1-2	0-0	0	4	4	1	9	9	4	0	3	40			
01	JOHNSON, Donnetta	g	0-0	0-0	0-0	0	0	0	0	0	2	1	0	2	11			
02	CONNALLY, Gabby	g	5-10	3-4	0-0	0	7	7	1	13	3	5	0	3	40			
11	CALDWELL, Maya		2-4	0-0	0-0	0	1	1	1	4	0	1	0	1	16			
12	HUBBARD, Kaila		0-0	0-0	0-0	1	1	2	1	0	0	0	0	0	6			
14	STAITI, Jenna		5-7	1-1	2-4	2	7	9	3	13	1	0	2	1	30			
23	MORRISON, Que		0-0	0-0	0-0	1	1	2	2	0	1	2	0	0	13			
Team									2	0	2				1			
Totals			25-51	6-10	7-9	8	25	33	15	63	19	20	3	11	200			

Officials: Brian Garland, Joseph Vaszy and Metta Roberts

Technical fouls: LSU-None. Georgia-None.

Attendance: 2506

Score by periods	1st	2nd	3rd	4th	Total
LSU	12	14	13	11	50
Georgia	23	13	10	17	63

Last FG - LSU 4th-00:19, UGA 4th-00:37.

Largest lead - LSU None, UGA by 15 4th-00:37.

LSU led for 00:00. UGA led for 38:26. Game was tied for 01:34.

Points	In	Off	2nd	Fast	Bench
LSU	36	15	3	6	22
UGA	36	24	4	12	17

Score tied - 0 times.
Lead changed - 0 times.

GAME 15
GEORGIA 71, VANDERBILT 64
MEMORIAL GYM | NASHVILLE, TENN. | JAN. 6, 2019

Official Basketball Box Score -- Game Totals -- Final Statistics
Georgia vs Vanderbilt
01/06/19 2:00 pm at Nashville

**Georgia 71 • 11-4, 2-0 SEC**

#	Player	Total			3-Ptr			Rebounds			PF	TP	A	TO
---	--------	-------	--	--	-------	--	--	----------	--	--	----	----	---	----

GAME 17

GEORGIA 66, #13 TENNESSEE 62

STEGEMAN COLISEUM | ATHENS | JAN. 13, 2019



Official Basketball Box Score -- Game Totals -- Final Statistics
#13 Tennessee vs Georgia
1/13/19 3 p.m. ET at Stegeman Coliseum - Athens, Ga.



#13 Tennessee 62 - 12-4, 1-3

#	Player	Total			3-Ptr			Rebounds			PF	TP	A	T	Blk	Stl	Min
		FG	FGA	FT	FTA	Off	Def	Off	Def	Tot							
00	Davis, Rennie	1	2-7	0-0	2-2	3	9	12	3	6	1	1	0	1	1	35	
15	Green, Cheridene	1	2-7	0-0	2-2	5	5	10	5	6	0	3	0	1	1	18	
02	Westbrook, Evina	g	9-16	0-1	5-8	2	2	4	2	23	6	3	0	1	1	38	
10	Jackson, Meme	g	2-6	2-4	0-0	1	3	4	2	6	1	2	0	1	1	30	
14	Green, Zaay	g	3-7	1-1	0-0	0	1	1	1	7	0	2	1	0	1	19	
04	Collins, Mimi		0-4	0-0	1-2	1	1	2	3	1	1	2	1	0	1	15	
11	Kushkiah, Kasiyahna		2-5	0-0	1-4	1	3	4	3	5	0	1	2	0	1	17	
12	Burrell, Rae		1-5	0-0	2-2	3	2	5	0	4	0	1	0	0	1	15	
13	Masengill, Jazmine		2-2	0-0	0-2	1	1	2	1	4	1	0	0	0	1	13	
Team						4	6	10		2							
Totals			23-64		3-9	13	22	21	33	54	20	62	10	17	4	4	200

1st FG %: 10-16 62.5% 2nd 5-15 33.3% 3rd 2-16 12.5% 4th 6-17 35.3% Game: 23-64 35.9% Deadball
3FG %: 2-3 66.7% 0-1 0.0% 1-4 25.0% 0-1 0.0% 3-9 33.3% Rebounds
FT %: 0-0 0.0% 4-4 100.0% 6-8 75.0% 3-10 30.0% 13-22 59.1% 5

Georgia 66 - 12-5, 3-1

#	Player	Total			3-Ptr			Rebounds			PF	TP	A	T	Blk	Stl	Min
		FG	FGA	FT	FTA	Off	Def	Off	Def	Tot							
03	PAUL, Stephanie	1	3-7	0-1	1-4	0	4	4	1	7	2	1	1	0	1	21	
04	ROBINSON, Caliya	1	7-19	0-1	2-3	4	2	6	2	16	5	2	6	2	37		
00	COLE, Taja	g	4-11	3-8	1-2	1	6	7	4	12	5	4	0	1	38		
01	JOHNSON, Donnetta	g	2-8	1-4	0-0	2	1	3	3	5	0	2	0	2	20		
02	CONNALLY, Gabby	g	5-14	1-8	2-2	0	2	2	3	13	2	2	0	0	28		
10	HOSE, Caitlin		0-1	0-1	0-0	0	0	0	0	1	0	0	0	1	7		
11	CALDWELL, Maya		0-0	0-0	0-0	0	0	0	1	1	0	0	2	0	2		
12	HUBBARD, Kaila		0-4	0-0	1-2	2	0	2	3	1	0	0	0	0	15		
14	STAITI, Jenna		4-9	0-1	4-5	3	4	7	2	12	0	0	1	1	20		
23	MORRISON, Que		0-0	0-0	0-0	0	1	1	0	0	1	0	0	0	12		
Team						8	4	12									
Totals			25-73		5-24	11	18	20	24	44	19	66	15	13	8	7	200

1st FG %: 4-16 25.0% 2nd 6-20 30.0% 3rd 10-19 52.6% 4th 5-18 27.8% Game: 25-73 34.2% Deadball
3FG %: 1-4 25.0% 0-0 0.0% 1-8 12.5% 0-6 0.0% 5-24 20.8% Rebounds
FT %: 1-2 50.0% 2-5 40.0% 1-2 50.0% 7-9 77.8% 11-18 61.1% 2

Officials: Michael McConnell, Carla Fountain and Julie Krommenhoek
Technical fouls: #13 Tennessee-None. Georgia-None.
Attendance: 5867

Score by periods	1st	2nd	3rd	4th	Total
#13 Tennessee	22	14	11	15	62
Georgia	10	14	25	17	66

Points	In	Off	2nd	Fast	Bench
UT	34	5	13	12	14
UGA	32	15	17	7	13

Score tied - 5 times.
Lead changed - 10 times.

Last FG - UT 4th-01:04, UGA 4th-01:24.
Largest lead - UT by 17 2nd-02:20, UGA by 7 4th-05:25.
UT led for 24:31. UGA led for 13:43. Game was tied for 01:46.

GAME 18

MISSOURI 61, GEORGIA 35

MIZZOU ARENA | COLUMBIA, MISSOURI | JAN. 17, 2019



Official Basketball Box Score -- Game Totals -- Final Statistics
Georgia vs Missouri
1-17-19 6 p.m. CT at Columbia, Mo. (Mizzou Arena)



Georgia 35 - 12-6, 3-2

#	Player	Total			3-Ptr			Rebounds			PF	TP	A	T	Blk	Stl	Min
		FG	FGA	FT	FTA	Off	Def	Off	Def	Tot							
00	COLE, Taja	*	2-8	0-1	0-0	1	3	4	3	4	4	3	0	1	40		
01	JOHNSON, Donnetta	*	3-9	0-1	1-1	1	1	2	0	7	0	2	0	0	20		
02	CONNALLY, Gabby	*	3-11	0-3	0-0	2	3	5	3	6	0	1	0	2	40		
03	PAUL, Stephanie	*	0-2	0-0	0-0	1	1	2	4	0	0	4	0	1	17		
04	ROBINSON, Caliya	*	4-10	1-2	3-4	3	5	8	1	12	1	3	3	1	40		
11	CALDWELL, Maya		2-6	0-2	0-0	1	0	1	0	4	1	2	0	1	15		
12	HUBBARD, Kaila		0-0	0-0	0-0	1	1	2	0	0	0	1	0	0	6		
14	STAITI, Jenna		0-1	0-0	0-0	0	0	0	5	0	0	3	1	0	6		
23	MORRISON, Que		1-2	0-0	0-0	0	2	2	0	2	1	0	0	1	16		
Team						1	0	1									
Totals			15-49		1-9	4	5	11	16	27	16	35	7	20	4	6	200

1st FG %: 3-11 27.3% 2nd 3-11 27.3% 3rd 6-15 40.0% 4th 3-12 25.0% Game: 15-49 30.6% Deadball
3FG %: 1-2 50.0% 0-3 0.0% 0-3 0.0% 1-2 50.0% Rebounds
FT %: 0-0 0.0% 0-0 0.0% 3-3 100.0% 1-2 50.0% 4-5 80.0% 0

Mizzou 61 - 15-4, 4-1

#	Player	Total			3-Ptr			Rebounds			PF	TP	A	T	Blk	Stl	Min
		FG	FGA	FT	FTA	Off	Def	Total									
03	Cunningham, Sophie	*	9-15	2-4	3-3	2	6	8	2	23	1	5	0	5	38		
05	Aldridge, Lauren	*	2-4	2-3	0-0	0	1	1	1	6	2	2	0	0	36		
13	Schuchts, Hannah	*	0-2	0-1	0-0	1	2	3	1	0	1	0	2	0	11		
22	Roundtree, Jordan	*	0-1	0-1	0-0	1	1	2	0	0	1	2	0	1	16		
23	Smith, Amber	*	4-10	1-3	0-0	0	5	5	2	9	3	2	0	1	34		
02	Levy, Akira		2-3	1-1	2-2	0	0	0	2	7	5	2	0	0	23		
11	Troup, Haley		1-3	1-3	0-0	0	1	1	0	3	1	1	0	0	11		
21	Porter, Cierra		1-3	1-1	5-6	2	3	5	3	8	1	0	0	1	19		
24	Chavis, Jordan		0-0	0-0	0-0	0	1	1	0	0	0	0	0	0	1		
34	Tahane, Emmanuelle		0-1	0-0	2-2	0	3	3	0	2	0	0	0	0	9		
43	Berg, Grace		1-1	1-1	0-0	0	0	0	0	3	0	1	0	0	2		
Team						2	1	3									
Totals			20-43		9-18	8	24	32	11	61	15	18	2	8	200		

1st FG %: 3-13 23.1% 2nd 6-10 60.0% 3rd 6-13 46.2% 4th 5-7 71.4% Game: 20-43 46.5% Deadball
3FG %: 1-2 50.0% 2-4 50.0% 3-3 100.0% 3-5 60.0% Rebounds
FT %: 4-4 100.0% 0-0 0.0% 2-3 66.7% 6-6 100.0% 12-13 92.3% 0

Officials: Brian Hall, Pualani Spurlock, Bryan Entlerline
Technical fouls: Georgia-None. Missouri-None.
Attendance: 4004

Score by periods	1st	2nd	3rd	4th	Total
Georgia	7	6	15	7	35
Mizzou	11	14	17	19	61

Points	In	Off	2nd	Fast	Bench
UGA	8	14	7	8	6
MU-W	20	15	5	2	23

Last FG - UGA 4th-04:04, MU-W 4th-00:40.
Largest lead - UGA by 2 1st-07:51, MU-W by 26 4th-00:40.
UGA led for 02:58. MU-W led for 33:58. Game was tied for 03:04.

Score tied - 1 time.
Lead changed - 3 times.

GAME 19

TEXAS A&M 76, GEORGIA 66

STEGEMAN COLISEUM | ATHENS | JAN. 20, 2019



Official Basketball Box Score -- Game Totals -- Final Statistics
Texas A&M vs Georgia
1/20/19 4 p.m. ET at Athens, Ga. - Stegeman Coliseum



Texas A&M 76 - 14-4, 3-2

#	Player	Total			3-Ptr			Rebounds			PF	TP	A	T	Blk	Stl	Min
		FG	FGA	FT	FTA	Off	Def	Off	Def	Tot							
1	N'dea Jones	f	2-7	0-0	0-0	6	15	21	2	4	2	2	2	2	40		
04	Ciera Johnson	c	3-8	0-0	4-4	6	5	11	2	10	0	2	1	0	37		
03	Chennedy Carter	g	10-28	3-7	8-13	0	6	6	2	31	3	3	0	1	33		
04	Shambria Washington	g	5-8	2-3	3-4	0	2	2	2	15	2	3	0	2	40		
11	Kayla Wells	g	6-13	1-3	2-2	2	1	3	3	15	0	2	2	2	40		
14	Jada Walton		0-1	0-1	1-2	1	0	1	0	1	0	0	0	0	7		
34	Caylinne Martin		0-0	0-0	0-0	0	0	0	1	0	0	1	0	0	3		
Team						1	2	3									
Totals			26-65		6-14	18	25	16	31	47	12	76	7	13	5	7	200

1st FG %: 6-18 33.3% 2nd 6-20 30.0% 3rd 7-16 43.8% 4th 7-11 63.6% Game: 26-65 40.0% Deadball
3FG %: 2-6 33.3% 1-2 50.0% 2-5 40.0% 1-1 100.0% 6-14 42.9% Rebounds
FT %: 5-6 83.3% 0-1 0.0% 9-14 64.3% 18-25 72.0% 5

Georgia 66 - 12-7, 3-3 SEC

#	Player		Total			3-Ptr			Rebounds			PF	TP	A	T	Blk	Stl	Min
			FG	FGA	FT	FG	FGA	FT	FTA	Off	Def							
03	PAUL, Stephanie	f	2-5	0-0	0-0	1	1	2	1	4	1	4	1	3	0	0	21	23
04	ROBINSON, Calya	f	6-9	0-1	2-2	1	0	5	6	5	14	0	2	1	0	0	1	33
05	COLE, Tais	f	4-12	0-4	1-2	4	5	2	11	9	9	9	2	1	0	0	0	28
01	JOHNSON, Donnetta	g	4-8	0-2	1-2	2	3	5	2	1	0	1	0	1	0	0	1	18
02	CONNALLY, Gabby	g	7-16	4-8	0-0	0	1	1	2	18	2	3	1	3	1	3	40-	9
10	HOSE, Caitlin	0	0-1	0-1	0-0	1	1	2	0	0	0	0	1	0	0	0	9	3
11	CALDWELL, Maya	1	1-3	0-1	0-0	0	0	0	0	2	0	0	0	0	0	0	3	3
12	HUBBARD, Kaia	0	0-0	0-0	0-0	0	0	0	0	0	0	0	2	0	0	0	0	0
13	STATI, Jenna	5	5-9	1-2	3-3	5	5	3	3	14	1	0	0	0	0	0	24	28
23	MORRISON, Que	1	1-3	0-1	0-0	0	0	3	1	2	1	2	1	0	1	0	1	28
	Team					1	1	2										
			27-62	5-20	7-9	6	25	31	17	66	18	13	4	6	20	0	0	0

GAME 21

GEORGIA 80, ARKANSAS 72

BUD WALTON ARENA | FAYETTEVILLE, ARK. | JAN. 31, 2019

Official Basketball Box Score -- Game Totals -- Final Statistics
Georgia vs Arkansas
01/31/19 7 p.m. at Fayetteville, Ark. (Bud Walton Arena)

Georgia 80 • 13-8, 4-4 SEC

#	Player	Total		3-Ptr		Rebounds		PF	TP	A	T	Blk	Stl	Min
		FG-FGA	FT-FTA	FG-FGA	FT-FTA	Off	Def							
04	ROBINSON, Caliya	4-8	1-1	0-1	0-1	2	7	9	3	9	1	1	0	24
00	COLE, Taja	4-12	0-1	4-5	0	9	9	1	12	7	5	0	2	40
02	CONNALLY, Gabby	7-13	3-5	4-4	1	3	4	1	21	8	3	1	1	38
11	CALDWELL, Maya	6-13	0-1	0-0	2	1	3	2	12	2	2	0	1	27
23	MORRISON, Que	1-2	1-1	0-0	0	3	3	4	3	1	2	0	1	15
01	JOHNSON, Donnetta	0-0	0-0	0-0	0	0	0	0	0	0	1	0	0	2
03	PAUL, Stephanie	3-5	0-0	2-3	2	2	4	3	8	0	5	2	0	18
12	HUBBARD, Kaila	3-4	2-2	1-2	1	1	2	1	9	0	3	0	0	25
14	STAITI, Jenna	3-5	0-0	0-0	0	3	3	0	6	0	0	1	0	11
Team						3		7						
Totals		31-62		7-11		11-15		11		33		44		15

1st FG %: 7-15 46.7% 2nd: 8-17 47.1% 3rd: 10-17 58.8% 4th: 6-13 46.2% Game: 31-62 50.0% Deadball Rebounds 1,1
3FG %: 1-2 50.0% 3-5 60.0% 3-3 100.0% 5-1 0.0% 7-11 63.6%
FT %: 3-4 75.0% 1-2 50.0% 1-1 100.0% 6-8 75.0% 11-15 73.3%

Arkansas 72 • 16-6, 5-3 SEC

#	Player	Total		3-Ptr		Rebounds		PF	TP	A	T	Blk	Stl	Min
		FG-FGA	FT-FTA	FG-FGA	FT-FTA	Off	Def							
10	WILLIAMS, KIARA	0-1	0-0	2-2	2	2	2	1	0	1	0	1	1	21
02	TOLEFREE, ALEXIS	2-6	1-4	0-0	0	1	1	2	5	1	3	0	0	13
03	MONK, MALICA	5-15	2-6	7-8	0	0	0	3	19	6	6	1	4	39
14	MASON, JAILYN	2-8	0-5	0-0	0	6	6	4	4	1	1	0	2	37
33	DUNGEE, CHELSEA	9-18	2-4	8-8	0	2	2	3	28	1	1	2	2	33
01	NORTHGROSS-BAKER,	2-7	1-6	0-0	0	3	3	3	5	1	1	0	1	18
22	ZIMMERMAN, BAILEY	2-6	1-2	0-0	1	3	4	1	5	0	1	1	1	21
24	THOMAS, TAYLAH	2-3	0-0	0-0	2	4	6	0	4	0	0	0	3	18
Team						1		2						
Totals		24-64		7-27		17-18		6		22		28		18

1st FG %: 7-17 41.2% 2nd: 8-16 50.0% 3rd: 3-15 20.0% 4th: 6-16 37.5% Game: 24-64 37.5% Deadball Rebounds 1,1
3FG %: 3-8 37.5% 2-5 40.0% 1-6 16.7% 1-8 12.5% 7-27 25.9%
FT %: 0-0 0.0% 8-8 100.0% 5-6 83.3% 4-4 100.0% 17-18 94.4%

Officials: Michael McConnell, Carla Fountain, Roy Gulbeyan

Technical fouls: Georgia-None, Arkansas-None.

Attendance: 1116

Tickets Scanned: 782

Score by periods	1st	2nd	3rd	4th	Total
Georgia	18	20	24	18	80
Arkansas	17	26	12	17	72

Last FG - UGA 4th-00:30, AR 4th-00:21.

Largest lead - UGA by 10 4th-08:28, AR by 5 2nd-01:03.

UGA led for 31:50, AR led for 03:25. Game was tied for 04:45.

Score tied - 5 times.
Lead changed - 4 times.

Points	In	Off	2nd	Fast	Bench
Georgia	44	15	9	13	23
Arkansas	24	27	7	14	14

GAME 23

GEORGIA 93, FLORIDA 58

STEGEMAN COLISEUM | ATHENS, GA. | FEB. 10, 2019

Official Basketball Box Score -- Game Totals -- Final Statistics
Florida vs Georgia
2/10/19 12 p.m. ET at Athens, Ga. - Stegeman Coliseum

Florida 58 • 6-18, 2-9

#	Player	Total		3-Ptr		Rebounds		PF	TP	A	T	Blk	Stl	Min
		FG-FGA	FT-FTA	FG-FGA	FT-FTA	Off	Def							
12	Williams, Zada	1	0-3	0-0	1-2	0	3	3	1	1	0	1	0	26
01	Smith, Kiara	5	5-10	3-5	2-2	0	7	7	2	15	1	4	0	38
03	Nakkasoglu, Funda	4	4-8	2-5	2-2	0	2	2	0	12	0	2	0	32
10	Rainey, Danielle	3	0-5	0-2	0-2	1	0	1	2	0	2	3	0	21
11	de Oliveira, Emanuel	3	3-7	3-5	2-4	1	0	1	1	11	0	2	0	22
00	Washington, Delicia	4	4-9	2-4	2-2	1	1	2	4	12	4	1	0	20
04	Staples, Corey	0	0-0	0-0	0	0	0	0	0	0	1	0	0	5
32	Johnson, Ariel	1	1-7	1-5	0-0	1	1	2	3	1	3	0	1	22
44	Robinson, Paige	1	1-2	0-0	2-4	3	0	3	3	4	0	1	1	14
Team						3		2		5				
Totals		18-51		11-26		11-18		9		16		25		15

1st FG %: 4-11 36.4% 2nd: 5-15 33.3% 3rd: 4-12 33.3% 4th: 5-13 38.5% Game: 18-51 35.3% Deadball Rebounds 2
3FG %: 2-4 50.0% 4-7 57.1% 1-5 20.0% 4-10 40.0% 11-26 41.4%
FT %: 0-0 0.0% 3-4 75.0% 8-14 57.1% 11-18 61.1%

Georgia 93 • 14-9, 5-5

#	Player	Total		3-Ptr		Rebounds		PF	TP	A	T	Blk	Stl	Min
		FG-FGA	FT-FTA	FG-FGA	FT-FTA	Off	Def							
44	ROBINSON, Caliya	7	7-11	1-1	2-2	1	11	12	3	17	3	0	2	24
00	COLE, Taja	6	6-8	0-1	2-2	0	4	4	1	14	12	2	0	34
02	CONNALLY, Gabby	4	4-6	0-1	0-0	0	4	4	2	8	5	4	0	32
11	CALDWELL, Maya	5	5-11	0-2	1-3	3	1	4	3	11	1	0	1	20
23	MORRISON, Que	4	4-4	0-0	3-3	1	0	1	3	11	1	0	0	18
01	JOHNSON, Donnetta	2	2-2	1-1	0-0	0	0	0	1	5	0	1	0	7
03	PAUL, Stephanie	4	4-8	0-1	0-0	4	2	6	1	8	2	1	2	20
10	HOSE, Caitlin	3	3-5	2-4	0-0	2	0	2	1	8	1	0	0	17
14	STAITI, Jenna	3	3-7	0-1	2-2	0	1	1	0	8	1	0	0	15
25	HENDERSON, Ari	0	0-2	0-0	0-0	0	0	0	0	0	1	0	0	2
34	HUBBARD, Kaila	1	1-3	0-1	1-2	0	1	1	3	3	0	0	0	11
Team						2		5						
Totals		39-67		4-13		11-14		13		29		42		18

1st FG %: 8-13 61.5% 2nd: 10-19 52.6% 3rd: 12-20 60.0% 4th: 9-15 60.0% Game: 39-67 58.2% Deadball Rebounds 2
3FG %: 1-3 33.3% 1-4 25.0% 1-3 33.3% 4-13 30.8%
FT %: 6-9 66.7% 0-0 0.0% 0-0 0.0% 5-5 100.0% 11-14 78.6%

Officials: Eric Brewton, Eric Koch and Missy Brooks

Technical fouls: Florida-None, Georgia-None.

Attendance: 5515

Score by periods	1st	2nd	3rd	4th	Total
Florida	10	17	17	14	58
Georgia	23	21	25	24	93

Last FG - UGA 4th-00:23, UGA 4th-01:44.

Largest lead - UGA by 41 4th-01:44.

UGA led for 00:00. UGA led for 38:46. Game was tied for 01:14.

Score tied - 0 times.
Lead changed - 0 times.

Points	In	Off	2nd	Fast	Bench
Florida	12	6	5	2	19
UGA	46	23	16	9	32

GAME 22

AUBURN 59, GEORGIA 58

AUBURN ARENA | AUBURN, ALA. | FEB. 3, 2019

Official Basketball Box Score -- Game Totals -- Final Statistics
Georgia vs Auburn
2/3/19 2:00 p.m. at Auburn Arena -- Auburn, Ala.

Georgia 58 • 13-9, 4-5 SEC

#	Player	Total		3-Ptr		Rebounds		PF	TP	A	T	Blk	Stl	Min
		FG-FGA	FT-FTA	FG-FGA	FT-FTA	Off	Def							
04	ROBINSON, Caliya	1	11-13	0-0	0-2	2	8	10	2	22	2	5	5	41
00	COLE, Taja	1	1-5	1-2	0-0	0	4	4	3	5	2	0	1	24
02	CONNALLY, Gabby	3	3-6	3-5	0-0	1	3	4	3	9	5	8	0	41
11	CALDWELL, Maya	2	2-7	1-4	0-0	1	1	2	2	5	1	4	0	30
23	MORRISON, Que	1	1-5	0-2	0-0	1	2	3	2	2	2	5	0	1
03	PAUL, Stephanie	2	2-4	0-1	4-6	1	3	4	3	8	2	0	2	15
10	HOSE, Caitlin	3	3-8	3-8	0-0	0	4	4	1	9	0	4	0	1
12	HUBBARD, Kaila	0	0-1	0-0	0-0	0	0	0	1	0	0	0	0	7
14	STAITI, Jenna	0	0-1	0-0	0-0	0	0	0	0	0	0	0	0	4
Team						2		3		5				
Totals		23-50		8-22		4-8		8		28		36		18

1st FG %: 3-12 25.0% 2nd: 6-11 54.5% 3rd: 7-13 53.8% 4th: 4-9 44.4% Game: 23-50 46.0% Deadball Rebounds 4
3FG %: 1-5 20.0% 2-5 40.0% 3-5 60.0% 1-4 25.0%
FT %: 0-0 0.0% 1-2 50.0% 1-2 50.0% 0-0 0.0%

Auburn 59 • 17-5, 5-4 SEC

#	Player	Total		3-Ptr		Rebounds
---	--------	-------	--	-------	--	----------

GAME 25

GEORGIA 78, OLE MISS 56

STEGEMAN COLISEUM | ATHENS, GA. | FEB. 18, 2019



Official Basketball Box Score -- Game Totals -- Final Statistics
Ole Miss vs Georgia
2/18/19 7 p.m. ET at Athens, Ga. - Stegeman Coliseum



Ole Miss 56 • 9-17 (3-9 SEC)

#	Player	Total			3-Ptr			Rebounds			PF	TP	A	TO	Blk	Stl	Min
		FG-FGA	FG-FGA	FT-FTA	FG-FGA	FG-FGA	FT-FTA	Off	Def	Tot							
10	Muhate, Cecilia	1	0-4	0-0	0-0	0	0	0	0	1	0	0	0	1	0	0	14
32	Kitchens, Iyanla	1	0-1	0-0	2-2	1	3	4	4	2	0	1	1	0	1	0	14
02	Reid, Mimi	g	3-6	0-1	0-1	0	2	2	1	6	2	4	0	0	0	0	32
21	Smith, Taylor	g	3-3	0-0	1-2	2	1	3	0	7	2	2	0	1	1	0	23
23	Sessom, Shandricka	g	2-11	2-5	0-0	0	4	4	2	6	1	1	1	0	1	0	30
00	Crawford, Gabby		1-3	0-0	2-2	0	6	6	1	4	0	0	0	0	0	0	18
05	Allen, Crystal		8-14	3-7	2-3	0	1	1	2	21	0	2	0	0	0	0	23
20	Matthews, Mahogany		1-2	0-0	0-0	1	1	2	1	2	0	0	1	0	0	0	14
24	Dozier, Shannon		2-4	0-1	0-0	2	3	5	3	4	0	2	0	0	0	0	21
33	Salter, LaKaris		2-6	0-2	0-0	0	2	2	3	4	0	3	0	0	0	0	11
	Team					2	1	3									
	Totals		22-54	5-16	7-10	8	24	32	18	56	5	17	3	1	200		

1st - FG %:	5-11	45.5%	2nd:	5-12	41.7%	3rd:	5-16	31.3%	4th:	7-15	46.7%	Game:	22-54	40.7%	Deadball
3FG %:	1-2	50.0%	1-3	33.3%	0-5	0.0%	3-6	50.0%	5-16	31.3%	7-10	70.0%	Rebounds		
FT %:	2-2	100.0%	0-1	0.0%			3-4	75.0%	2-3	66.7%					

Georgia 78 • 15-10 (6-6 SEC)

#	Player	Total			3-Ptr			Rebounds			PF	TP	A	TO	Blk	Stl	Min
		FG-FGA	FG-FGA	FT-FTA	FG-FGA	FG-FGA	FT-FTA	Off	Def	Tot							
04	ROBINSON, Cailya	1	10-12	2-2	2-3	2	3	5	0	24	3	0	2	1	0	27	
11	CALDWELL, Maya	1	7-13	0-0	1-2	2	3	5	2	15	1	1	0	2	0	26	
00	COLE, Taja	g	2-5	0-0	0-0	1	3	4	3	4	10	5	0	3	0	23	
02	CONNALLY, Gabby	g	1-8	0-3	5-6	0	1	1	0	7	3	0	0	0	1	30	
23	MORRISON, Que	g	3-4	1-1	1-1	3	1	4	1	8	1	0	0	0	1	31	
01	JOHNSON, Donnetta		2-7	1-2	0-0	1	3	4	2	5	0	0	0	0	0	12	
03	PAUL, Stephanie		2-5	0-0	1-2	2	2	4	3	5	1	2	0	0	0	12	
10	HOSE, Caitlin		0-1	0-0	0-0	0	0	0	1	0	1	0	0	0	0	8	
12	HUBBARD, Kaila		0-2	0-1	1-2	0	4	4	1	1	3	0	0	0	0	13	
14	STAITI, Jenna		3-7	0-1	0-0	3	1	4	0	6	0	0	0	0	0	15	
25	HENDERSON, Ari		1-2	1-1	0-0	0	1	1	0	3	0	1	0	0	0	3	
	Team					0	4	4									
	Totals		31-66	5-11	11-16	14	26	40	13	78	23	9	2	8	200		

1st - FG %:	9-15	60.0%	2nd:	6-20	30.0%	3rd:	8-15	53.3%	4th:	8-16	50.0%	Game:	31-66	47.0%	Deadball
3FG %:	2-4	50.0%	1-1	100.0%	1-3	33.3%	1-3	33.3%	5-11	45.5%	11-16	68.8%	Rebounds		
FT %:	4-6	66.7%	4-4	100.0%	2-4	50.0%	1-2	50.0%							

Officials: Maj Forsberg, Mark Kentz and Jesse Dickerson

Technical fouls: Ole Miss-None, Georgia-None.

Attendance: 3812

Score by periods	1st	2nd	3rd	4th	Total
Ole Miss	13	11	13	19	56
Georgia	24	17	19	18	78

Points	In	Off	2nd	Fast
Paint	Paint	T/O	Chance	Break
Ole Miss	26	10	5	2
Georgia	40	20	11	8

Last FG - OM 4th-02:52, UGA 4th-01:22.

Largest lead - OM by 2 1st-06:11, UGA by 27 3rd-01:00.

OM led for 00:41, UGA led for 37:01. Game was tied for 02:18.

Score tied - 3 times.

Lead changed - 2 times.



THE LAST TIME GEORGIA

Scored 100 points or more:

Dec. 17, 2007 - UGA 102, Mercer 45

Scored 115 points or more:

Nov. 22, 1998 - UGA 118, Oral Roberts 64

Scored less than 50 points:

Jan. 17, 2019 - Missouri 61, UGA 35

Scored 50 points in a half:

Nov. 12, 2017 - UGA 95, Wofford 56 (57 in 2H)

Allowed 100 points:

Jan. 14, 1999 - UGA 69, No. 1 Tennessee 102

Held opponent to 40 points or less:

Dec. 21, 2018 - UGA 81, Ga Southern 38

Held opponent to 20 or less points in a half:

Feb. 3, 2019 - Auburn 59, UGA 58
(19 in the first half)

Shot better than 60% from the field:

March 5, 2009 - UGA vs. Kentucky (63.3%)

Won an overtime game:

Feb. 22, 2018 - #19 UGA 49, Alabama 43

Lost an overtime game:

Feb. 3, 2019 - Auburn 59, UGA 58

Played a double-overtime game:

Feb. 5, 2017 - UGA 81, No. 25 Tennessee 78 (2OT)

Played a triple-overtime game:

Never

Played a quadruple-overtime game:

Never

Had at least 20 steals in a game:

Nov. 25, 2014 - vs. Georgia Southern (23)

Forced 30 turnovers in a game:

Nov. 30, 2011 - vs. S.C. State (30)

Had a player score 30 points:

Nov. 28, 2018 - Caliya Robinson (30) vs. Mercer

Had a player score 40 points:

Dec. 6, 1997 - Coco Miller (45) vs. Charleston Southern

Had a player grab 15 rebounds:

Nov. 28, 2018 - Caliya Robinson (17) vs. Mercer

Had a player grab 20 rebounds:

Dec. 4, 1986 - Katrina McClain (22) vs. Valdosta State

Had a player dish out 10 or more assists:

Feb. 18, 2019 - Taja Cole (10) vs. Ole Miss

Had a player block five shots:

Jan. 13, 2019 - Caliya Robinson (6) vs. Tennessee

Had a player block 10 shots:

March 19, 1995 - Tracy Henderson (10) vs. Louisville

Had a player with seven or more steals in a game:

Dec. 1, 2013 - Shacobia Barbee (7) vs. Georgia State

Had two players record a double-double in same game:

March 17, 2018 - Georgia 68, Mercer 63
(C. Robinson - 23 pts., 21 rebs.; M. Ingram - 21 pts., 10 rebs.)

Had a player record a triple-double:

Nov. 15, 2015 vs. Stetson - Shacobia Barbee vs. Stetson; 10 pts., 13 rebs., 10 assists

Had a player record a double-double in back-to-back games:

Caliya Robinson - 22 points, 10 rebounds at Auburn (2/3/19) and 17 points, 12 rebounds vs. Florida (2/10/19)

Had a player record a double-double in three consecutive games:

Caliya Robinson - 12 pts, 11 rebs. vs. Kentucky (1/7/18) and 21 pts., 12 rebs. vs. Arkansas (1/11/18) and 18 points, 19 rebounds vs. Texas A&M (1/14/18)

Had two players score 20 points in a game:

March 17, 2018 vs. Mercer
Caliya Robinson (23), Mackenzie Ingram (21)

Had five or more players score in double figures:

Dec. 2, 2018 - Connally (20), Robinson (19), Staiti (11), Cole (10), Paul (10)

Played a ranked opponent:

Feb. 14, 2019 - #11 South Carolina 65, Georgia 57

Beat a ranked opponent:

Jan. 13, 2019 - Georgia 66, #13 Tennessee 62

Beat a ranked opponent at home:

Jan. 13, 2019 - Georgia 66, #13 Tennessee 62

Beat a ranked opponent on the road:

Jan. 14, 2018 - Georgia 92, #16 Texas A&M 84

Beat a ranked opponent on a neutral court:

March 2, 2018 - #19 Georgia 55, #13 Missouri 41
- SEC Tournament in Nashville, Tenn.



INDIVIDUAL SUPERLATIVES

GEORGIA

CATEGORY

OPPONENT

30, Caliya Robinson vs. Mercer (11/28)	Points Scored	31, Chennedy Carter, TAMU (1/20)
14, Caliya Robinson vs. Ole Miss (2/18)	Points Scored/Quarter	16, Crystal Allen, Ole Miss (2/18)
18, 2X, last by Caliya Robinson vs. Ole Miss (2/14)	Points Scored/Half	18, Chelsea Dungee, Arkansas (1/31)
13, Caliya Robinson vs. Mercer (11/28)	Total Field Goals Made	11, Michaela Onyenwere, UCLA (11/14)
26, Caliya Robinson vs. Mercer (11/28)	Total FGs Attempted	28, Chennedy Carter, TAMU (1/20)
.1000 (5-5), Jenna Staiti vs. Winthrop (11/11)	Highest FG Percentage (min. 5 att.)	.1000 (3-3), Erin Howard, AU (2/3)
.846 (11-13), Caliya Robinson at AU (2/3)	Highest FG Percentage (min. 10 att.)	.800 (8-10), 2X, last by Autumn Newby, VU (1/6)
.667 (10-15), Jenna Staiti vs. Presbyterian (12/21)	Highest FG Percentage (min. 15 att.)	.600 (9-15), Sophie Cunningham, UM (1/17)
5, Gabby Connally at VU (1/6)	3-Point Field Goals Made	5, Shamani Stafford, Presbyterian (12/21)
8, 4X, last by Gabby Connally vs. TAMU (1/20)	3-Pt. FGs Attempted	10, Shamani Stafford, Presbyterian (12/21)
N/A	3-Pt. FGs Percentage (min. 6 made)	N/A
8, Gabby Connally at VU (1/6)	Free Throws Made	8, 5X, last by Victoria Saxton, USC (2/14)
10, Taja Cole at UCLA (11/14)	Free Throws Attempted	13, Chennedy Carter, TAMU (1/20)
.1000 (8-8), Gabby Connally at VU (1/6)	Free Throw Percentage (min. 5 att.)	.1000 (8-8), 2X, last by Victoria Saxton, USC (2/14)
.300 (3-10), Taja Cole at UCLA (11/14)	Free Throw Percentage (min 10 att.)	.917 (11-12), 2x, last by Chloe Jackson, LSU (1/14)
7, Caliya Robinson vs. Alabama (1/27)	Offensive Rebounds	13, Teaira McCowan, MSU (1/10)
13, Caliya Robinson vs. Mercer (11/28)	Defensive Rebounds	15, N'Dea Jones, TAMU (1/20)
17, Caliya Robinson vs. Mercer (11/28)	Total Rebounds	21, 2X, last by N'Dea Jones, TAMU (1/20)
12, Taja Cole vs. UF (2/10)	Assists	7, Trinity Johnson, Presbyterian (12/21)
8, Gabby Connally at AU (2/3)	Turnovers	9, Cierra Johnson, Alabama (1/27)
6, 2, last by Caliya Robinson vs. UT (1/13)	Blocked Shots	4, Shakira Austin, Maryland (11/24)
5, 2X, last by Gabby Connally & Caliya Robinson vs. Alabama (1/27)	Steals	7, Cierra Johnson, Alabama (1/27)
41, 2X, last by Gabby Connally & Caliya Robinson at AU (2/3)	Minutes Played (Including OT)	43, Unique Thompson, AU (2/3)

TEAM SUPERLATIVES

Georgia High

Georgia Low

Category

Opponent High

Opponent Low

93, vs. UF (2/10)	35 at UM (1/17)	Points	80, 2X last by MSU (1/10)	38, 2X, last by GSU (12/21)
28, at VU (1/6)	6 at UM (1/17)	Points/Quarter	31, UCLA (11/14)	2, FUR (12/4)
49, vs. UF (2/10)	13 at UM (1/17)	Points/Half	49, UCLA (11/14)	12, FUR (12/4)
39, vs. UF (2/10)	15 at UM (1/17)	Field Goals Made	29, MSU (1/10)	11, 3X, last by GSU (12/21)
78 at MAR (11/24)	49 at UM (1/17)	FG Attempts	70, MSU (1/10)	43, UM (1/17)
.582 (39-67) vs. UF (2/10)	.269 (21-78) at MAR (11/24)	FG Percentage	.500 (28-56), UCLA (11/14)	.204 (11-54), GSU (12/21)
9, vs. WIN (11/11)	1, 2X, last at MU (1/17)	3-Point FG Made	11, UF (2/10)	1, 3X last by AU (2/3)
24, 2X, last vs. UT (1/13)	8, 2X last at MSU (1/10)	3-Pt. FG Attempts	27, Arkansas (1/31)	7, MER (11/28)
.636 (7-11) at Arkansas (1/31)	.111 (1-9) at UM (1/17)	3-Pt. Percentage	.526 (10-19), CSU (12/2)	.063 (1-16), FUR (12/4)
25, vs. GSU (12/21)	3 at GT (11/18)	Free Throws Made	21, 2X, last by USC (2/14)	4, LSU (1/3)
30, vs. GSU (12/21)	5 at UM (1/17)	FT Attempted	34, UCLA (11/14)	7, LSU (1/3)
.833 (25-30) vs. GSU (12/21)	.273 (3-11) at GT (11/18)	FT Percentage (min 10 att.)	.944 (17-18), Arkansas (1/31)	.529 (9-17), WIN (11/11)
24 vs. FUR (12/4)	6, vs. TAMU (1/20)	Offensive Rebounds	22, MSU (1/10)	6, 3X last by Arkansas (1/31)
40, vs. WIN (11/11)	16, 2X last at USC (2/14)	Defensive Rebounds	37, MAR (11/24)	16, 2X, last by UF (2/10)
61, vs. WIN (11/11)	26 at USC (2/14)	Total Rebounds	54, UT (1/13)	26, LSU (1/3)
27, vs. WIN (11/11)	7 at UM (1/17)	Assists	18, 2X last by VU (1/6)	3, WIN (11/11)
15, vs. FUR (12/4)	4, 3X, last at MSU (1/10)	Steals	21, AU (2/3)	2, MAR (11/24)
11, 2X last at MSU (1/10)	2, 2X, last vs. Ole Miss (2/18)	Blocked Shots	8, MAR (11/24)	0, 2X last by Presbyterian (12/21)
28 at AU (2/3)	6 at MAR (11/24)	Turnovers	26, Alabama (1/27)	9, UCLA (11/14)





#0 TAJA COLE

Guard » 5-8 » RS-Junior » Richmond, Va./University of Louisville

HIGHLIGHTS

- » Nancy Lieberman Award Watch List for nation's top point guard
- » Ranks first in the SEC and sixth nationally in assists (6.7 per game and 161 total)
- » Owns three of the top-5 individual single-game assist performances in the SEC this season
- » Has 33 more assists than the next closest SEC player this year (Evin Westbrook, UT, 128)
- » Needs just two more assists to break into the Georgia single-season top-10
- » Five or more dimes in 20 of 24 games played this season and 10 or more assists four times
- » Totaled 10 dimes in the win against Ole Miss
- » Had a 14 point and career-best 12 assist game against Florida
- » Suspended for Alabama game due to breaking a team rule; came back to score 12 points to go along with seven assists and nine rebounds against Arkansas
- » Knocked in a trio of 3-pointers, including one at the buzzer to end the third quarter, in the win against No. 13 Tennessee; finished with 12 points against the Lady Vols
- » Has come close to a triple double three times this season
- » Had 12 points, 9 rebounds and 7 assists against Arkansas
- » Nearly a triple double against Winthrop with 14 points, 7 rebounds and a career-high 11 assists
- » Came within two assists of a triple double against UCLA with a career-high 22 points, career-high 10 rebounds and eight assists

SEASON & CAREER HIGHS

POINTS

Season: 22 at UCLA (11/14/18)
Career: 22 at UCLA (11/14/18)

REBOUNDS

Season: 10 at UCLA (11/14/18)
Career: 10 at UCLA (11/14/18)

ASSISTS

Season: 12 vs. Florida (2/10/19)
Career: 12 vs. Florida (2/10/19)

BLOCKS

Season: 1 4X, last at Vanderbilt (1/6/19)
Career: 1 8X, last at Vanderbilt (1/6/19)

STEALS

Season: 4 vs. Presbyterian (12/28/18)
Career: 5 Vanderbilt (2/8/18)

MINUTES

Season: 40 7X, last at Arkansas (1/31/19)
Career: 40 7X, last at Arkansas (1/31/19)

MISCELLANEOUS STATS

DOUBLE-DIGIT POINTS

Season: 14 Career: 28

DOUBLE-DIGIT REBOUNDS

Season: 1 Career: 1

DOUBLE-DOUBLES

Season: 4 Career: 4

20-POINT GAMES

Season: 1 Career: 1

2018-19 GAME-BY-GAME

#00 COLE, Taja

				Total		3-Pointers		Free throws		Rebounds											
Opponent	Date	gs	min	fg-fga	pct	3fg-fga	pct	ft-fa	pct	off	def	tot	avg	pf	a	t/o	blk	stl	pts	avg	
ST. BONAVENTURE	11/9/18	*	26	5-11	.455	0-1	.000	0-0	.000	3	2	5	5.0	0	2	0	0	2	10	10.0	
WINTHROP	11/11/18	*	28	6-10	.600	2-4	.500	0-2	.000	0	7	7	6.0	1	11	4	0	2	14	12.0	
at UCLA	11/14/18	*	36	9-20	.450	1-4	.250	3-10	.300	5	5	10	7.3	5	8	2	0	0	22	15.3	
at Georgia Tech	11/18/18	*	40	4-10	.400	0-2	.000	2-6	.333	2	2	4	6.5	4	5	7	1	1	10	14.0	
vs Morgan State	11/22/18	*	29	4-6	.667	0-1	.000	1-3	.333	1	3	4	6.0	1	5	3	1	2	9	13.0	
vs #7 Maryland	11/24/18	*	40	4-20	.200	1-4	.250	2-4	.500	2	2	4	5.7	2	5	1	0	2	11	12.7	
MERCER	11/28/18	*	40	3-8	.375	0-0	.000	0-0	.000	1	3	4	5.4	1	7	0	0	3	6	11.7	
CHARLESTON SOUTHER	12/2/18	*	39	5-11	.455	0-3	.000	0-0	.000	3	4	7	5.6	4	7	3	0	2	10	11.5	
FURMAN	12/4/18	*	32	4-9	.444	0-1	.000	1-2	.500	2	4	6	5.7	3	4	1	0	2	9	11.2	
at Villanova	12/14/18	*	40	1-7	.143	0-1	.000	1-2	.500	1	8	9	6.0	2	7	1	1	1	3	10.4	
LIPSCOMB	12/19/18	*	27	3-5	.600	0-0	.000	2-3	.667	0	3	3	5.7	4	9	4	0	1	8	10.2	
GEORGIA SOUTHERN	12/21/18	*	25	5-9	.556	0-1	.000	5-5	1.000	1	1	2	5.4	1	6	3	0	2	15	10.6	
PRESBYTERIAN	12/28/18	*	36	6-11	.545	3-4	.750	2-5	.400	0	7	7	5.5	0	11	3	0	4	17	11.1	
LSU	1/3/19	*	40	4-12	.333	1-2	.500	0-0	.000	0	4	4	5.4	1	9	4	0	3	9	10.9	
at Vanderbilt	1/6/19	*	39	2-9	.222	0-1	.000	5-6	.833	0	3	3	5.3	2	5	1	1	3	9	10.8	
at #6 Miss State	1/10/19	*	37	6-11	.545	0-0	.000	4-4	1.000	1	3	4	5.2	3	6	7	0	0	16	11.1	
#13 TENNESSEE	1/13/19	*	38	4-11	.364	3-8	.375	1-2	.500	1	6	7	5.3	4	5	4	0	1	12	11.2	
at Mizzou	1/17/19	*	40	2-8	.250	0-1	.000	0-0	.000	1	3	4	5.2	3	4	3	0	1	4	10.8	
TEXAS A&M	1/20/19	*	27	5-12	.417	0-4	.000	1-2	.500	0	5	5	5.2	3	9	3	0	1	11	10.8	
ALABAMA	1/27/19	dnp	-	-	-	-	-	-	-	-	-	-	-	-	-	-	-	-	-	-	
at Arkansas	1/31/19	*	40	4-12	.333	0-1	.000	4-5	.800	0	9	9	5.4	1	7	5	0	2	12	10.9	
at Auburn	2/3/19	*	24	1-5	.200	1-2	.500	0-0	.000	0	4	4	5.3	4	5	2	0	1	3	10.5	
FLORIDA	2/10/19	*	34	6-8	.750	0-1	.000	2-2	1.000	0	4	4	5.3	1	12	2	0	0	14	10.6	
at #11/14 South Carolina	2/14/19	*	33	8-18	.444	0-2	.000	3-3	1.000	1	3	4	5.2	3	2	3	0	3	19	11.0	
OLE MISS	2/18/19	*	23	2-5	.400	0-0	.000	0-0	.000	1	3	4	5.2	3	10	5	0	3	4	10.7	
Totals			24	813	103-248	.415	12-48	.250	39-66	.591	26	98	124	5.2	56	161	71	4	42	257	10.7

OVERALL CAREER STATISTICS

Year	GP	GS	Min	Avg	Total			3-Point			Free-Throw			Rebounds				PF	FO	Ast	TO	Blk	Stl	Pts	Avg
					TFG	TFGA	.Pct	3FG	3FGA	.Pct	FT	FTA	.Pct	Off	Def	Tot	Avg								
2015-16*	34	6	517	15.2	34	103	.330	10	36	.278	19	27	.704	17	35	52	1.5	48	0	66	42	2	26	97	2.9
2017-18	33	33	845	25.6	93	243	.383	14	55	.255	56	87	.644	14	79	93	2.8	62	0	135	78	2	39	256	7.8
2018-19	24	24	813	33.9	103	248	.415	12	48	.250	39	66	.591	26	98	124	5.2	56	1	161	71	4	42	257	10.7
TOTAL	91	63	2175	23.9	230	594	.387	36	139	.259	110	180	.611	57	212	269	2.9	166	1	342	191	8	107	610	6.7

* freshman season at Louisville

SEC CAREER STATISTICS

Year	GP	GS	Min	Avg	Total			3-Point			Free-Throw			Rebounds				PF	FO	Ast	TO	Blk	Stl	Pts	Avg
					TFG	TFGA	.Pct	3FG	3FGA	.Pct	FT	FTA	.Pct	Off	Def	Tot	Avg								
2017-18	16	16	430	26.9	42	121	.347	4	27	.148	31	43	.721	5	48	53	3.3	33	0	60	44	2	24	119	7.4
2018-19	11	11	375	34.1	44	111	.396	5	22	.227	20	24	.833	5	47	52	4.7	28	0	74	39	1	18	113	10.3
TOTAL	27	27	805	29.8	86	232	.371	9	49	.184	51	67	.761	10	95	105	3.9	61	0	134	83	3	42	232	8.6





#1 DONNETTA JOHNSON

Guard » 5-11 » Freshman » Queens, NY/Baldwin High School

HIGHLIGHTS

- » SEC Freshman of the Week following the win against No. 13 Tennessee
- » Scored all five of her points in the third against the Lady Vols, knocking in a 3-pointer to help her team climb back within six. That 3-pointer jumpstarted a 13-4 run that allowed the Lady Bulldogs to tie the game.
- » Scored five-straight points in the third quarter against Mississippi State to cut the seven-point deficit to just two points
- » Has seen playing time in 23 games and has started eight times; did not play at Auburn or at South Carolina
- » Picked up her first career start in a career-high 21 minutes played against Georgia Southern
- » Best game to date came against Mercer when she scored a career-best 11 points
- » With Georgia up by just three with 3:35 remaining in the game, she scored five-straight points off a 3-pointer and then a layup to put the Lady Bulldogs up 64-56 against Mercer
- » Prepped at Baldwin High School in Queens, New York
- » No. 28 guard prospect in the 2018 class according to ESPN.com
- » Recruited by assistant coach Chelsea Newton
- » Missed her junior year of high school after recovering from an ACL tear in her left knee

SEASON & CAREER HIGHS

POINTS

Season: 11 vs. Mercer (11/28/18)
Career: 11 vs. Mercer (11/28/18)

REBOUNDS

Season: 5 3X, last vs. Texas A&M (1/20/19)
Career: 5 3X, last vs. Texas A&M (1/20/19)

ASSISTS

Season: 2 2X, last vs. LSU (1/3/19)
Career: 2 2X, last vs. LSU (1/3/19)

BLOCKS

Season: 2 vs. Ga Southern (12/21/18)
Career: 2 vs. Ga Southern (12/21/18)

STEALS

Season: 3 vs. Texas A&M (1/20/19)
Career: 3 vs. Texas A&M (1/20/19)

MINUTES

Season: 21 vs. Ga Southern (12/21/18)
Career: 21 vs. Ga Southern (12/21/18)

MISCELLANEOUS STATS

DOUBLE-DIGIT POINTS

Season: 1 Career: 1

DOUBLE-DIGIT REBOUNDS

Season: x Career: x

DOUBLE-DOUBLES

Season: x Career: x

20-POINT GAMES

Season: x Career: x

2018-19 GAME-BY-GAME

#01 JOHNSON, Donnetta

Opponent	Date	gs	min	Total		3-Pointers		Free throws		Rebounds				pf	a	t/o	blk	stl	pts	avg
				fg-fga	pct	3fg-fga	pct	ft-fa	pct	off	def	tot	avg							
ST. BONAVENTURE	11/9/18	15		1-4	.250	0-0	.000	1-2	.500	0	3	3	3.0	1	2	3	0	0	3	3.0
WINTHROP	11/11/18	10		1-3	.333	1-1	1.000	0-0	.000	1	0	1	2.0	4	0	2	0	0	3	3.0
at UCLA	11/14/18	1		0-0	.000	0-0	.000	0-0	.000	0	1	1	1.7	0	0	1	0	0	0	2.0
at Georgia Tech	11/18/18	9		2-3	.667	0-0	.000	0-1	.000	0	1	1	1.5	0	1	2	0	0	4	2.5
vs Morgan State	11/22/18	14		1-6	.167	0-2	.000	0-0	.000	0	5	5	2.2	1	0	2	0	1	2	2.4
vs #7 Maryland	11/24/18	3		0-0	.000	0-0	.000	0-0	.000	0	1	1	2.0	0	0	0	0	0	0	2.0
MERCER	11/28/18	20		5-8	.625	1-2	.500	0-2	.000	2	3	5	2.4	2	0	3	0	2	11	3.3
CHARLESTON SOUTHER	12/2/18	9		0-4	.000	0-2	.000	1-2	.500	0	2	2	2.4	0	0	1	0	0	1	3.0
FURMAN	12/4/18	10		1-4	.250	0-0	.000	0-0	.000	2	1	3	2.4	1	0	1	0	1	2	2.9
at Villanova	12/14/18	3		0-0	.000	0-0	.000	0-0	.000	0	0	0	2.2	0	0	1	0	0	0	2.6
LIPSCOMB	12/19/18	16		1-4	.250	1-4	.250	0-0	.000	0	0	0	2.0	1	1	0	0	0	3	2.6
GEORGIA SOUTHERN	12/21/18	*	21	2-6	.333	1-3	.333	0-0	.000	2	2	4	2.2	3	0	4	2	1	5	2.8
PRESBYTERIAN	12/28/18	*	8	1-5	.200	1-1	1.000	0-0	.000	1	2	3	2.2	4	0	0	0	0	3	2.8
LSU	1/3/19	*	11	0-0	.000	0-0	.000	0-0	.000	0	0	0	2.1	0	2	1	0	2	0	2.6
at Vanderbilt	1/6/19	*	5	0-0	.000	0-0	.000	0-0	.000	0	1	1	2.0	1	0	2	0	1	0	2.5
at #6 Miss State	1/10/19	13		2-3	.667	1-1	1.000	0-0	.000	0	2	2	2.0	1	1	1	0	1	5	2.6
#13 TENNESSEE	1/13/19	*	20	2-8	.250	1-4	.250	0-0	.000	2	1	3	2.1	3	0	2	0	2	5	2.8
at Mizzou	1/17/19	*	20	3-9	.333	0-1	.000	1-1	1.000	1	1	2	2.1	0	0	2	0	0	7	3.0
TEXAS A&M	1/20/19	*	11	0-4	.000	0-2	.000	1-2	.500	2	3	5	2.2	2	0	1	0	0	1	2.9
ALABAMA	1/27/19	*	13	2-5	.400	0-0	.000	0-0	.000	0	1	1	2.2	3	1	5	1	0	4	3.0
at Arkansas	1/31/19	2		0-0	.000	0-0	.000	0-0	.000	0	0	0	2.0	0	0	1	0	0	0	2.8
at Auburn	2/3/19	dnp		-	-	-	-	-	-	-	-	-	-	-	-	-	-	-	-	-
FLORIDA	2/10/19	7		2-2	1.000	1-1	1.000	0-0	.000	0	0	0	2.0	1	0	1	0	0	5	2.9
at #11/14 South Carolina	2/14/19	dnp		-	-	-	-	-	-	-	-	-	-	-	-	-	-	-	-	-
OLE MISS	2/18/19	12		2-7	.286	1-2	.500	0-0	.000	1	3	4	2.0	2	0	0	0	0	5	3.0
Totals		8	253	28-85	.329	9-26	.346	4-10	.400	14	33	47	2.0	30	8	36	3	11	69	3.0

OVERALL CAREER STATISTICS

Year	GP	GS	Min	Avg	Total			3-Point			Free-Throw			Rebounds				PF	FO	Ast	TO	Blk	Stl	Pts	Avg
					TFG	TFGA	.Pct	3FG	3FGA	.Pct	FT	FTA	.Pct	Off	Def	Tot									
2018-19	23	8	253	11.0	28	85	.329	9	26	.346	4	10	.400	14	33	47	2.0	30	0	8	36	3	11	69	3.0
TOTAL	23	8	253	11.0	28	85	.329	9	26	.346	4	10	.400	14	33	47	2.0	30	0	8	36	3	11	69	3.0

SEC CAREER STATISTICS

Year	GP	GS	Min	Avg	Total			3-Point			Free-Throw			Rebounds			PF	FO	Ast	TO	Blk	Stl	Pts	Avg	
					TFG	TFGA	.Pct	3FG	3FGA	.Pct	FT	FTA	.Pct	Off	Def	Tot									
2018-19	10	6	114	11.4	13	38	.342	4	11	.364	2	3	.667	6	12	18	1.8	13	0	4	16	1	6	32	3.2
TOTAL	10	6	114	11.4	13	38	.342	4	11	.364	2	3	.667	6	12	18	1.8	13	0	4	16	1	6	32	3.2





#2 GABBY CONNALLY

Guard » 5-6 » Sophomore » San Antonio, Texas/Brandeis High School

HIGHLIGHTS

- » Picked up first career start in opening game of 2018-19 season and has started every contest
- » 25-of-26 from the free-throw line against SEC teams; 91 percent overall
- » Scored 21 points, including a trio of 3-pointers, in the win at Arkansas
- » Led Georgia with 18 points against Texas A&M
- » Hit a running layup with 1:24 left in the game to put Georgia up 63-60 against No. 13 Tennessee
- » SEC Co-Player of the Week (Jan. 8) after her 29-point effort at Vanderbilt
- » Knocked in a career-best five 3-pointers in the win at Vandy
- » Hit 3-for-4 from 3-point range and finished with 13 points in the win against LSU
- » Led all scorers with a season-high 22 points against Georgia Southern
- » Hit 5-of-9, including 2-for-5 from 3-point range, in the win against Lipscomb
- » Scored a then season-high 20 points against Charleston Southern
- » Scored 19 points at UCLA; hit 8-of-13 from the field
- » 37 points against Texas A&M last year set a Georgia record for a freshman against an SEC opponent

SEASON & CAREER HIGHS

POINTS

Season: 29 at Vanderbilt (1/6/19)
Career: 37 at Texas A&M (1/14/18)

REBOUNDS

Season: 7 2X, last at Miss. State (1/10/19)
Career: 7 2X, last at Miss. State (1/10/19)

ASSISTS

Season: 8 at Arkansas (1/31/19)
Career: 8 at Arkansas (1/31/19)

BLOCKS

Season: 1 3X, last at Arkansas (1/31/19)
Career: 1 8X, last at Arkansas (1/31/19)

STEALS

Season: 5 vs. Alabama (1/27/19)
Career: 5 vs. Alabama (1/27/19)

MINUTES

Season: 41 at Auburn (2/3/19)
Career: 41 at Auburn (2/3/19)

MISCELLANEOUS STATS

DOUBLE-DIGIT POINTS

Season: 15 Career: 23

DOUBLE-DIGIT REBOUNDS

Season: x Career: x

DOUBLE-DOUBLES

Season: x Career: x

20-POINT GAMES

Season: 3 Career: 4

2018-19 GAME-BY-GAME

#02 CONNALLY, Gabby

Opponent	Date	gs	min	Total		3-Pointers		Free throws		Rebounds				pf	a	t/o	blk	stl	pts	avg	
				fg-fga	pct	3fg-fga	pct	ft-fa	pct	off	def	tot	avg								
ST. BONAVENTURE	11/9/18	*	24	2-6	.333	1-4	.250	0-0	.000	0	0	0	0.0	3	3	1	0	2	5	5.0	
WINTHROP	11/11/18	*	31	4-11	.364	2-8	.250	2-2	1.000	1	5	6	3.0	1	5	2	0	2	12	8.5	
at UCLA	11/14/18	*	39	8-13	.615	3-7	.429	0-0	.000	0	0	0	2.0	3	4	5	0	1	19	12.0	
at Georgia Tech	11/18/18	*	40	3-7	.429	3-6	.500	1-2	.500	0	1	1	1.8	2	7	2	0	1	10	11.5	
vs Morgan State	11/22/18	*	30	3-5	.600	1-1	1.000	0-0	.000	0	2	2	1.8	1	2	3	0	0	7	10.6	
vs #7 Maryland	11/24/18	*	40	5-21	.238	2-6	.333	4-4	1.000	1	3	4	2.2	5	1	0	0	2	16	11.5	
MERCER	11/28/18	*	28	0-4	.000	0-2	.000	1-2	.500	0	0	0	1.9	2	1	5	0	2	1	10.0	
CHARLESTON SOUTHER	12/2/18	*	34	6-11	.545	3-6	.500	5-5	1.000	0	0	0	1.6	2	3	3	0	1	20	11.3	
FURMAN	12/4/18	*	32	4-8	.500	2-3	.667	2-2	1.000	0	1	1	1.6	1	1	2	1	4	12	11.3	
at Villanova	12/14/18	*	34	5-9	.556	1-3	.333	1-1	1.000	1	0	1	1.5	2	2	1	0	2	12	11.4	
LIPSCOMB	12/19/18	*	33	5-9	.556	2-5	.400	1-1	1.000	0	2	2	1.5	5	3	1	0	2	13	11.5	
GEORGIA SOUTHERN	12/21/18	*	26	6-9	.667	3-4	.750	7-7	1.000	0	1	1	1.5	2	2	2	0	1	22	12.4	
PRESBYTERIAN	12/28/18	*	35	3-7	.429	1-5	.200	2-4	.500	1	1	2	1.5	1	4	3	0	0	9	12.2	
LSU	1/3/19	*	40	5-10	.500	3-4	.750	0-0	.000	0	7	7	1.9	1	3	5	0	3	13	12.2	
at Vanderbilt	1/6/19	*	40	8-14	.571	5-7	.714	8-8	1.000	0	1	1	1.9	1	1	1	0	1	29	13.3	
at #6 Miss State	1/10/19	*	33	6-16	.375	1-5	.200	0-0	.000	1	6	7	2.2	4	2	2	0	2	13	13.3	
#13 TENNESSEE	1/13/19	*	28	5-14	.357	1-8	.125	2-2	1.000	0	2	2	2.2	3	2	2	0	0	13	13.3	
at Mizzou	1/17/19	*	40	3-11	.273	0-3	.000	0-0	.000	2	3	5	2.3	3	0	1	0	2	6	12.9	
TEXAS A&M	1/20/19	*	40	7-16	.438	4-8	.500	0-0	.000	0	1	1	2.3	2	2	3	1	3	18	13.2	
ALABAMA	1/27/19	*	40	1-10	.100	0-5	.000	4-4	1.000	0	3	3	2.3	4	5	5	0	5	6	12.8	
at Arkansas	1/31/19	*	38	7-13	.538	3-5	.600	4-4	1.000	1	3	4	2.4	1	8	3	1	1	21	13.2	
at Auburn	2/3/19	*	41	3-6	.500	3-5	.600	0-0	.000	1	3	4	2.5	3	5	8	0	0	9	13.0	
FLORIDA	2/10/19	*	32	4-6	.667	0-1	.000	0-0	.000	0	4	4	2.5	2	5	4	0	1	8	12.8	
at #11/14 South Carolina	2/14/19	*	40	3-13	.231	1-5	.200	2-2	1.000	0	2	2	2.5	1	2	5	0	0	9	12.6	
OLE MISS	2/18/19	*	30	1-8	.125	0-3	.000	5-6	.833	0	1	1	2.4	0	3	0	0	1	7	12.4	
Totals			25	868	107-257	.416	45-119	.378	51-56	.911	9	52	61	2.4	55	76	69	3	39	310	12.4


OVERALL CAREER STATISTICS

Year	GP	GS	Min	Avg	Total			3-Point			Free-Throw			Rebounds				PF	FO	Ast	TO	Blk	Stl	Pts	Avg
					TFG	TFGA	.Pct	3FG	3FGA	.Pct	FT	FTA	.Pct	Off	Def	Tot	Avg								
2017-18	33	0	643	19.5	73	200	.365	30	98	.306	59	76	.776	6	44	50	1.5	56	0	75	56	5	29	235	7.1
2018-19	25	25	868	34.7	107	257	.416	45	119	.378	51	56	.911	9	52	61	2.4	55	2	76	69	3	39	310	12.4
TOTAL	58	25	1511	26.1	180	457	.394	75	217	.346	110	132	.833	15	96	111	1.9	111	2	151	125	8	68	545	9.4

SEC CAREER STATISTICS

Year	GP	GS	Min	Avg	Total			3-Point			Free-Throw			Rebounds				PF	FO	Ast	TO	Blk	Stl	Pts	Avg
					TFG	TFGA	.Pct	3FG	3FGA	.Pct	FT	FTA	.Pct	Off	Def	Tot	Avg								
2017-18	16	0	335	20.9	39	104	.375	16	53	.302	37	46	.804	5	21	26	1.6	30	0	38	28	1	9	131	8.2
2018-19	12	12	442	36.8	53	137	.387	21	59	.356	25	26	.962	5	36	41	3.4	25	0	38	39	2	19	152	12.7
TOTAL	28	12	777	27.8	92	241	.382	37	112	.330	62	72	.861	10	57	67	2.4	55	0	76	67	3	28	283	10.1





#3 STEPHANIE PAUL

G/F » 6-1 » Junior » Naples, Fla./Community School of Naples

HIGHLIGHTS

- » Started the first 20 games this year but has not started in last five contests
- » Scored five points and hit 2-for-3 from the field in the fourth quarter against Arkansas
- » Hit two important baskets in the fourth quarter to help Georgia knock off Vanderbilt
- » Double-double of 17 points and 10 rebounds and recorded a career-high four blocks against Presbyterian
- » Scored in double figures in three-straight games for the first time in her career from Dec. 2-14
- » Led Georgia with a career-high 19 point effort at Villanova
- » Scored 10 points, hitting 4-for-5 shots from the field, against Charleston Southern
- » Recorded her first career double-double with 15 points and 10 boards against Furman
- » Was one of the first players off the bench for Georgia a year ago
- » Family is from Haiti; she is the youngest of nine brothers and sisters

SEASON & CAREER HIGHS

POINTS

Season: 19 at Villanova (12/14/18)
Career: 19 at Villanova (12/14/18)

REBOUNDS

Season: 10 2x, last vs. Presbyterian (12/28/18)
Career: 10 3x, last vs. Presbyterian (12/28/18)

ASSISTS

Season: 4 vs. Morgan State (11/22/18)
Career: 4 vs. Morgan State (11/22/18)

BLOCKS

Season: 4 vs. Presbyterian (12/28/18)
Career: 4 vs. Presbyterian (12/28/18)

STEALS

Season: 3 vs. Ga Southern (12/21/18)
Career: 3 2X, last vs. Ga Southern (12/21/18)

MINUTES

Season: 36 at Villanova (12/14/18)
Career: 36 at Villanova (12/14/18)

MISCELLANEOUS STATS

DOUBLE-DIGIT POINTS

Season: 4 Career: 10

DOUBLE-DIGIT REBOUNDS

Season: 2 Career: 3

DOUBLE-DOUBLES

Season: 2 Career: 2

20-POINT GAMES

Season: x Career: x

2018-19 GAME-BY-GAME

#03 PAUL, Stephanie

Opponent	Date	gs	min	Total		3-Pointers		Free throws		Rebounds				pf	a	t/o	blk	stl	pts	avg	
				fg-fga	pct	3fg-fga	pct	ft-fa	pct	off	def	tot	avg								
ST. BONAVENTURE	11/9/18	*	22	2-7	.286	0-1	.000	2-2	1.000	4	5	9	9.0	2	2	0	1	0	6	3.0	
WINTHROP	11/11/18	*	13	0-5	.000	0-1	.000	0-0	.000	3	4	7	8.0	0	1	2	1	0	0	6.0	
at UCLA	11/14/18	*	20	1-1	1.000	0-0	.000	1-2	.500	2	1	3	6.3	5	0	3	1	1	3	3.0	
at Georgia Tech	11/18/18	*	15	4-4	1.000	0-0	.000	0-0	.000	1	1	2	5.3	3	1	1	0	0	8	4.3	
vs Morgan State	11/22/18	*	20	3-4	.750	1-1	1.000	0-0	.000	4	1	5	5.2	1	4	1	0	0	7	4.8	
vs #7 Maryland	11/24/18	*	24	2-3	.667	0-0	.000	0-0	.000	2	3	5	5.2	2	1	1	0	1	4	4.7	
MERCER	11/28/18	*	8	0-2	.000	0-0	.000	0-0	.000	0	0	0	4.4	0	1	1	0	0	0	4.0	
CHARLESTON SOUTHER	12/2/18	*	20	4-5	.800	0-1	.000	2-2	1.000	1	2	3	4.3	3	2	2	3	1	10	4.8	
FURMAN	12/4/18	*	23	5-7	.714	0-0	.000	5-7	.714	4	6	10	4.9	2	1	1	0	2	15	5.9	
at Villanova	12/14/18	*	36	8-12	.667	0-1	.000	3-3	1.000	3	4	7	5.1	3	1	2	0	0	19	7.2	
LIPSCOMB	12/19/18	*	30	3-7	.429	0-0	.000	2-2	1.000	3	5	8	5.4	0	2	2	0	1	8	7.3	
GEORGIA SOUTHERN	12/21/18	*	22	1-4	.250	0-0	.000	2-2	1.000	3	2	5	5.3	1	2	1	2	3	4	7.0	
PRESBYTERIAN	12/28/18	*	30	7-11	.636	0-1	.000	3-5	.600	4	6	10	5.7	3	2	3	4	0	17	7.8	
LSU	1/3/19	*	16	3-7	.429	0-0	.000	2-2	1.000	0	0	0	5.3	4	1	3	0	0	8	7.8	
at Vanderbilt	1/6/19	*	23	3-6	.500	0-0	.000	1-3	.333	2	6	8	5.5	5	2	4	0	1	7	7.7	
at #6 Miss State	1/10/19	*	20	1-1	1.000	0-0	.000	0-0	.000	0	7	7	5.6	2	0	3	1	0	2	7.4	
#13 TENNESSEE	1/13/19	*	21	3-7	.429	0-1	.000	1-4	.250	0	4	4	5.5	1	2	1	1	0	7	7.4	
at Mizzou	1/17/19	*	17	0-2	.000	0-0	.000	0-0	.000	1	1	2	5.3	4	0	4	0	1	0	6.9	
TEXAS A&M	1/20/19	*	21	2-5	.400	0-0	.000	0-0	.000	1	1	2	5.1	1	1	3	0	0	4	6.8	
ALABAMA	1/27/19	*	16	1-5	.200	0-0	.000	0-0	.000	4	4	8	5.3	3	0	3	0	0	2	6.6	
at Arkansas	1/31/19		18	3-5	.600	0-0	.000	2-3	.667	2	2	4	5.2	3	0	5	2	0	8	6.6	
at Auburn	2/3/19		15	2-4	.500	0-1	.000	4-6	.667	1	3	4	5.1	3	2	0	2	0	8	6.7	
FLORIDA	2/10/19		20	4-8	.500	0-1	.000	0-0	.000	4	2	6	5.2	1	2	1	2	0	8	6.7	
at #11/14 South Carolina	2/14/19		13	1-1	1.000	0-0	.000	0-0	.000	0	1	1	5.0	5	0	2	0	1	2	6.5	
OLE MISS	2/18/19		12	2-5	.400	0-0	.000	1-2	.500	2	2	4	5.0	3	1	2	0	0	5	6.5	
Totals			20	495	65-128	.508	1-9	.111	31-45	.689	51	73	124	5.0	60	31	51	20	12	162	6.5

OVERALL CAREER STATISTICS

Year	GP	GS	Min	Avg	Total			3-Point			Free-Throw			Rebounds				PF	FO	Ast	TO	Blk	Stl	Pts	Avg
					TFG	TFGA	.Pct	3FG	3FGA	.Pct	FT	FTA	.Pct	Off	Def	Tot	Avg								
2016-17	31	13	491	15.8	48	134	.358	6	29	.207	21	31	.677	28	47	75	2.4	47	0	22	53	6	11	123	4.0
2017-18	28	0	401	14.3	55	110	.500	4	10	.400	26	36	.722	46	59	105	3.8	54	0	10	42	7	18	140	5.0
2018-19	25	20	495	19.8	65	128	.508	1	9	.111	31	45	.689	51	73	124	5.0	60	3	31	51	20	12	162	6.5
TOTAL	84	33	1387	16.5	168	372	.452	11	48	.229	78	112	.696	125	179	304	3.6	161	3	63	146	33	41	425	5.1

SEC CAREER STATISTICS

Year	GP	GS	Min	Avg	Total			3-Point			Free-Throw			Rebounds				PF	FO	Ast	TO	Blk	Stl	Pts	Avg
					TFG	TFGA	.Pct	3FG	3FGA	.Pct	FT	FTA	.Pct	Off	Def	Tot	Avg								
2016-17	16	8	269	16.8	35	78	.449	5	18	.278	13	20	.650	18	28	46	2.9	27	0	14	27	2	2	88	5.5
2017-18	11	0	160	14.5	20	34	.588	2	4	.500	7	8	.875	12	17	29	2.6	22	0	4	22	3	10	49	4.5
2018-19	12	7	212	17.7	25	56	.446	0	3	.000	11	20	.550	17	33	50	4.2	35	2	11	31	8	3	61	5.1
TOTAL	39	15	641	16.4	80	168	.476	7	25	.280	31	48	.646	47	78	125	3.2	84	2	29	80	13	15	198	5.1





#4 CALIYA ROBINSON

Forward » 6-3 » Senior » Marietta, Ga./McEachern High School

HIGHLIGHTS

- » Naismith National Defensive Player of the Year Midseason Watch List (one of 15 players nationwide)
- » Wooden Award Watch List (one of 30 players nationwide); Katrina McClain Award Watch List for nation's top power forward; Naismith Award Watch List; ESPNW top-25 players; Preseason All-SEC by both coaches and media
- » Needs just 22 blocks to break Tawana McDonald's school record for career blocked shots (297) set from 1998-02
- » Among SEC's active career top-10 leaders in points, rebounds, blocks and steals
- » The SEC's active career blocked shots leader with 276
- » One rebound shy of her third-straight 200-rebound season
- » Georgia is 15-3 over the last four seasons when she scores 20 points or more
- » Double-double in back-to-back games (22-point, 10-rebound effort against Auburn; 17 pts. and 12 rebs. vs. Florida)
- » Stepped up against No. 6 Mississippi State with 26 points off 11-of-20 shooting
- » Followed with a 16-point, six-rebound effort against No. 13 Tennessee; also had a season-high six blocks and five assists against the Lady Vols
- » 30-point, 17-rebound effort against Mercer
- » Only the fourth Lady Bulldog since 1999-00 to have a 30-point game with just one turnover, joining Tasha Humphrey, Janese Hardrick and teammate Gabby Connally
- » First player in the nation this season to have 30 points, over 15 rebounds and just one turnover in a single game
- » Only returning player in the SEC to rank in the top-20 in points, rebounds, blocks and steals a year ago

2018-19 GAME-BY-GAME

#04 ROBINSON, Caliya

Opponent	Date	gs	min	Total		3-Pointers		Free throws		Rebounds				pf	a	t/o	blk	stl	pts	avg	
				fg-fga	pct	3fg-fga	pct	ft-fa	pct	off	def	tot	avg								
ST. BONAVENTURE	11/9/18	*	21	6-14	.429	1-4	.250	2-2	1.000	4	5	9	9.0	1	1	2	1	1	15	15.0	
WINTHROP	11/11/18	*	25	6-11	.545	1-1	1.000	0-2	.000	3	5	8	8.5	1	3	2	2	2	13	14.0	
at UCLA	11/14/18	*	28	5-11	.455	1-3	.333	2-2	1.000	1	2	3	6.7	5	2	2	1	0	13	13.7	
at Georgia Tech	11/18/18	*	29	2-7	.286	0-0	.000	0-0	.000	2	8	10	7.5	4	2	4	2	1	4	11.3	
vs Morgan State	11/22/18	*	29	9-17	.529	0-4	.000	1-2	.500	5	6	11	8.2	3	3	4	3	2	19	12.8	
vs #7 Maryland	11/24/18	*	36	6-15	.400	0-1	.000	0-2	.000	3	6	9	8.3	2	0	2	2	0	12	12.7	
MERCER	11/28/18	*	35	13-26	.500	1-2	.500	3-4	.750	4	13	17	9.6	3	0	1	3	2	30	15.1	
CHARLESTON SOUTHER	12/2/18	*	36	8-13	.615	0-0	.000	3-4	.750	4	6	10	9.6	2	3	2	1	2	19	15.6	
FURMAN	12/4/18	*	22	4-14	.286	0-1	.000	0-0	.000	2	5	7	9.3	2	1	1	2	0	8	14.8	
at Villanova	12/14/18	*	26	3-10	.300	0-0	.000	0-0	.000	1	1	2	8.6	2	1	1	1	1	6	13.9	
LIPSCOMB	12/19/18	*	24	8-12	.667	0-0	.000	5-7	.714	2	6	8	8.5	2	2	1	5	0	21	14.5	
GEORGIA SOUTHERN	12/21/18	*	20	4-13	.308	0-1	.000	2-2	1.000	5	9	14	9.0	3	1	1	3	1	10	14.2	
PRESBYTERIAN	12/28/18	*	5	0-2	.000	0-1	.000	0-0	.000	0	2	2	8.5	0	0	0	1	0	0	13.1	
LSU	1/3/19	*	28	6-11	.545	1-3	.333	3-3	1.000	2	4	6	8.3	2	2	3	1	1	16	13.3	
at Vanderbilt	1/6/19	*	19	2-9	.222	0-0	.000	2-2	1.000	2	4	6	8.1	5	2	3	0	0	6	12.8	
at #6 Miss State	1/10/19	*	34	11-20	.550	0-1	.000	4-5	.800	4	2	6	8.0	4	0	4	4	1	26	13.6	
#13 TENNESSEE	1/13/19	*	37	7-19	.368	0-1	.000	2-3	.667	4	2	6	7.9	2	5	2	6	2	16	13.8	
at Mizzou	1/17/19	*	40	4-10	.400	1-2	.500	3-4	.750	3	5	8	7.9	1	1	3	3	1	12	13.7	
TEXAS A&M	1/20/19	*	33	6-9	.667	0-1	.000	2-2	1.000	1	5	6	7.8	5	1	0	2	1	14	13.7	
ALABAMA	1/27/19	*	36	5-16	.313	0-0	.000	3-4	.750	7	3	10	7.9	2	0	4	3	5	13	13.7	
at Arkansas	1/31/19	*	24	4-8	.500	1-1	1.000	0-1	.000	2	7	9	8.0	3	1	1	0	3	9	13.4	
at Auburn	2/3/19	*	41	11-13	.846	0-0	.000	0-2	.000	2	8	10	8.0	2	2	5	5	2	22	13.8	
FLORIDA	2/10/19	*	24	7-11	.636	1-1	1.000	2-2	1.000	1	11	12	8.2	3	3	0	2	2	17	14.0	
at #11/14 South Carolina	2/14/19	*	35	2-8	.250	0-0	.000	3-4	.750	2	3	5	8.1	4	2	0	3	1	7	13.7	
OLE MISS	2/18/19	*	27	10-12	.833	2-2	1.000	2-3	.667	2	3	5	8.0	0	3	0	2	1	24	14.1	
Totals			25	714	149-311	.479	10-30	.333	44-62	.710	68	131	199	8.0	63	41	48	58	32	352	14.1

OVERALL CAREER STATISTICS

Year	GP	GS	Min	Avg	Total			3-Point			Free-Throw			Rebounds			PF	FO	Ast	TO	Blk	Stl	Pts	Avg	
					TFG	TFGA	.Pct	3FG	3FGA	.Pct	FT	FTA	.Pct	Off	Def	Tot									Avg
2015-16	28	1	543	19.4	98	204	.480	5	18	.278	22	38	.579	54	105	159	5.7	51	1	36	47	48	16	223	8.0
2016-17	29	17	793	27.3	173	353	.490	11	41	.268	39	70	.557	57	144	201	6.9	77	2	48	66	69	28	396	13.7
2017-18	33	33	921	27.9	186	384	.484	14	51	.275	39	66	.591	62	204	266	8.1	80	1	64	65	101	58	425	12.9
2018-19	25	25	714	28.6	149	311	.479	10	30	.333	44	62	.710	68	131	199	8.0	63	3	41	48	58	32	352	14.1
TOTAL	115	76	2971	25.8	606	1252	.484	40	140	.286	144	236	.610	241	584	825	7.2	271	7	189	226	276	134	1396	12.1

SEC CAREER STATISTICS

Year	GP	GS	Min	Avg	Total			3-Point			Free-Throw			Rebounds			PF	FO	Ast	TO	Blk	Stl	Pts	Avg	
					TFG	TFGA	.Pct	3FG	3FGA	.Pct	FT	FTA	.Pct	Off	Def	Tot									
2015-16	16	1	317	19.8	56	120	.467	4	8	.500	10	18	.556	26	58	84	5.3	29	0	19	32	27	10	126	7.9
2016-17	16	8	420	26.3	79	179	.441	3	17	.176	17	35	.486	30	81	111	6.9	43	1	25	38	43	10	178	11.1
2017-18	16	16	477	29.8	98	214	.458	7	29	.241	19	28	.679	31	108	139	8.7	43	1	25	31	52	26	222	13.9
2018-19	12	12	378	31.5	75	146	.514	6	12	.500	26	35	.743	32	57	89	7.4	33	2	22	25	31	20	182	15.2
TOTAL	60	37	1592	26.5	308	659	.467	20	66	.303	72	116	.621	119	304	423	7.1	148	4	91	126	153	66	708	11.8





#10 CAITLIN HOSE

Guard » 5-9 » Freshman » Hazel Green, Ala./Hazel Green High School

HIGHLIGHTS

- » Hit three treys in 36 minutes of action at Auburn; her 3-point basket at the 9:43 mark of the fourth quarter gave Georgia its largest lead -- 43-30 -- over the Tigers
- » Saw 17 minutes of action against Florida, knocking in 2-for-4 from 3-point range
- » Missed four games (Presbyterian, LSU, Vanderbilt and Miss State) due to a strained plantar fasciitis in her right foot
- » Started four-straight games from Nov. 22-Dec. 2
- » Against Winthrop (11/11), she scored 10 points and totaled five boards
- » Prepped at Hazel Green High School in Hazel Green, Ala.
- » Alabama Sports Writers Association 6A Player of the Year
- » Led her team to the state championship game in each of her four seasons; team finished with a 129-12 (91 percent) record over her four years of high school

SEASON & CAREER HIGHS

POINTS

Season: 10 vs. Winthrop (11/11/18)
Career: 10 vs. Winthrop (11/11/18)

REBOUNDS

Season: 5 2X, last vs. Maryland (11/24/18)
Career: 5 2X, last vs. Maryland (11/24/18)

ASSISTS

Season: 4 vs. Winthrop (11/11/18)
Career: 4 vs. Winthrop (11/11/18)

BLOCKS

Season: 1 vs. Ga Southern (12/21/18)
Career: 1 vs. Ga Southern (12/21/18)

STEALS

Season: 3 vs. Winthrop (11/11/18)
Career: 3 vs. Winthrop (11/11/18)

MINUTES

Season: 36 at Auburn (2/3/19)
Career: 36 at Auburn (2/3/19)

MISCELLANEOUS STATS

DOUBLE-DIGIT POINTS

Season: 1 Career: 1

DOUBLE-DIGIT REBOUNDS

Season: x Career: x

DOUBLE-DOUBLES

Season: x Career: x

20-POINT GAMES

Season: x Career: x

2018-19 GAME-BY-GAME

#10 HOSE, Caitlin

Opponent	Date	gs	min	Total		3-Pointers		Free throws		Rebounds				pf	a	t/o	blk	stl	pts	avg
				fg-fga	pct	3fg-fga	pct	ft-fa	pct	off	def	tot	avg							
ST. BONAVENTURE	11/9/18		19	1-6	.167	0-4	.000	0-0	.000	1	3	4	4.0	0	2	1	0	2	2	2.0
WINTHROP	11/11/18		18	4-7	.571	1-4	.250	1-2	.500	2	3	5	4.5	1	4	1	0	3	10	6.0
at UCLA	11/14/18		9	0-2	.000	0-1	.000	1-2	.500	0	0	0	3.0	0	0	0	0	0	1	4.3
at Georgia Tech	11/18/18		12	2-4	.500	1-3	.333	0-0	.000	0	2	2	2.8	1	0	0	0	0	5	4.5
vs Morgan State	11/22/18	*	16	1-4	.250	0-2	.000	0-0	.000	0	1	1	2.4	2	0	0	0	1	2	4.0
vs #7 Maryland	11/24/18	*	13	0-2	.000	0-0	.000	0-0	.000	2	3	5	2.8	1	1	0	0	1	0	3.3
MERCER	11/28/18	*	23	1-3	.333	1-3	.333	0-0	.000	0	3	3	2.9	0	0	1	0	0	3	3.3
CHARLESTON SOUTHER	12/2/18	*	12	0-2	.000	0-1	.000	0-0	.000	0	1	1	2.6	1	1	0	0	0	0	2.9
FURMAN	12/4/18		6	0-1	.000	0-0	.000	0-0	.000	2	1	3	2.7	0	0	0	0	0	0	2.6
LIPSCOMB	12/19/18		11	2-5	.400	0-3	.000	0-0	.000	0	1	1	2.5	0	0	1	0	0	4	2.7
GEORGIA SOUTHERN	12/21/18		21	1-4	.250	0-3	.000	2-2	1.000	0	2	2	2.5	2	3	2	1	1	4	2.8
PRESBYTERIAN	12/28/18		dnp	-	-	-	-	-	-	-	-	-	-	-	-	-	-	-	-	-
LSU	1/3/19		dnp	-	-	-	-	-	-	-	-	-	-	-	-	-	-	-	-	-
at Vanderbilt	1/6/19		dnp	-	-	-	-	-	-	-	-	-	-	-	-	-	-	-	-	-
at #6 Miss State	1/10/19		dnp	-	-	-	-	-	-	-	-	-	-	-	-	-	-	-	-	-
#13 TENNESSEE	1/13/19		7	0-1	.000	0-1	.000	0-0	.000	0	0	0	2.3	0	0	0	0	1	0	2.6
at Mizzou	1/17/19		dnp	-	-	-	-	-	-	-	-	-	-	-	-	-	-	-	-	-
TEXAS A&M	1/20/19		9	0-1	.000	0-1	.000	0-0	.000	1	1	2	2.2	0	0	1	0	0	0	2.4
ALABAMA	1/27/19		8	1-3	.333	1-3	.333	0-0	.000	0	0	0	2.1	1	1	0	0	0	3	2.4
at Arkansas	1/31/19		dnp	-	-	-	-	-	-	-	-	-	-	-	-	-	-	-	-	-
at Auburn	2/3/19		36	3-8	.375	3-8	.375	0-0	.000	0	4	4	2.2	1	0	4	0	1	9	2.9
FLORIDA	2/10/19		17	3-5	.600	2-4	.500	0-0	.000	2	0	2	2.2	1	1	0	0	1	8	3.2
at #11/14 South Carolina	2/14/19		8	1-1	1.000	0-0	.000	0-0	.000	1	0	1	2.1	0	0	0	0	0	2	3.1
OLE MISS	2/18/19		8	0-1	.000	0-0	.000	0-0	.000	0	0	0	2.0	1	1	0	0	0	0	2.9
Totals		4	253	20-60	.333	9-41	.220	4-6	.667	11	25	36	2.0	12	14	11	1	11	53	2.9


OVERALL CAREER STATISTICS

Year	GP	GS	Min	Avg	Total			3-Point			Free-Throw			Rebounds				PF	FO	Ast	TO	Blk	Stl	Pts	Avg
					TFG	TFGA	.Pct	3FG	3FGA	.Pct	FT	FTA	.Pct	Off	Def	Tot	Avg								
2018-19	18	4	253	14.1	20	60	.333	9	41	.220	4	6	.667	11	25	36	2.0	12	0	14	11	1	11	53	2.9
TOTAL	18	4	253	14.1	20	60	.333	9	41	.220	4	6	.667	11	25	36	2.0	12	0	14	11	1	11	53	2.9

SEC CAREER STATISTICS

Year	GP	GS	Min	Avg	Total			3-Point			Free-Throw			Rebounds				PF	FO	Ast	TO	Blk	Stl	Pts	Avg
					TFG	TFGA	.Pct	3FG	3FGA	.Pct	FT	FTA	.Pct	Off	Def	Tot	Avg								
2018-19	7	0	93	13.3	8	20	.400	6	17	.353	0	0	.000	4	5	9	1.3	4	0	3	5	0	3	22	3.1
TOTAL	7	0	93	13.3	8	20	.400	6	17	.353	0	0	.000	4	5	9	1.3	4	0	3	5	0	3	22	3.1





#11 MAYA CALDWELL

Guard » 5-11 » Sophomore » Charlotte, N.C./Davidson Day School

HIGHLIGHTS

- » Has started five-straight games at the 4 spot in place of Stephanie Paul
- » Double-figure scoring in four of last six games; set new season highs in back-to-back games with 11 points against Alabama and 12 at Arkansas and then hit a season-high of 15 points against Ole Miss
- » Made 6-of-8 shots in the second half after going 1-for-5 from the field in the first half against Ole Miss
- » Made a layup to put Georgia up 57-53 late in the fourth quarter in the win at Vanderbilt
- » Hit a last second shot to end the first half against Charleston Southern and finished with seven points in 25 minutes
- » Made another buzzer-beater to end the first half against Lipscomb
- » Played in all 33 games during her freshman season
- » Led the team in 3-point FG percentage last season (40 percent); won the 3-point shooting contest during the team's StegMania Midnight Madness event
- » Family started a non-profit organization called Children Empowering Children; wants to run her own non-profit one day

SEASON & CAREER HIGHS

POINTS

Season: 15 vs. Ole Miss (2/18/19)
Career: 20 vs. Howard (12/19/17)

REBOUNDS

Season: 7 vs. Winthrop (11/11/18)
Career: 7 vs. Winthrop (11/11/18)

ASSISTS

Season: 5 vs. Presbyterian (12/28/18)
Career: 5 vs. Presbyterian (12/28/18)

BLOCKS

Season: 2 vs. Furman (12/4/18)
Career: 2 vs. Furman (12/4/18)

STEALS

Season: 4 2X, last vs. Florida (2/10/19)
Career: 4 2X, last vs. Florida (2/10/19)

MINUTES

Season: 30 at Auburn (2/3/19)
Career: 30 at Auburn (2/3/19)

MISCELLANEOUS STATS

DOUBLE-DIGIT POINTS

Season: 4 Career: 8

DOUBLE-DIGIT REBOUNDS

Season: x Career: x

DOUBLE-DOUBLES

Season: x Career: x

20-POINT GAMES

Season: x Career: 1

2018-19 GAME-BY-GAME

#11 CALDWELL, Maya

Opponent	Date	gs	min	Total		3-Pointers		Free throws		Rebounds				pf	a	t/o	blk	stl	pts	avg	
				fg-fga	pct	3fg-fga	pct	ft-fa	pct	off	def	tot	avg								
ST. BONAVENTURE	11/9/18	*	25	3-8	.375	1-4	.250	0-0	.000	1	4	5	5.0	3	2	2	1	1	7	7.0	
WINTHROP	11/11/18	*	19	0-4	.000	0-2	.000	0-0	.000	5	2	7	6.0	2	1	1	0	2	0	3.5	
at UCLA	11/14/18	*	27	1-4	.250	1-3	.333	0-0	.000	1	2	3	5.0	2	1	1	0	1	3	3.3	
at Georgia Tech	11/18/18	*	7	0-2	.000	0-1	.000	0-0	.000	0	1	1	4.0	1	0	1	0	0	0	2.5	
vs Morgan State	11/22/18		19	0-0	.000	0-0	.000	0-2	.000	0	1	1	3.4	0	1	0	0	0	0	2.0	
vs #7 Maryland	11/24/18		11	0-3	.000	0-0	.000	0-0	.000	4	0	4	3.5	1	1	0	0	0	0	1.7	
MERCER	11/28/18		6	2-3	.667	0-1	.000	0-0	.000	1	1	2	3.3	1	1	0	0	1	4	2.0	
CHARLESTON SOUTHER	12/2/18		25	3-8	.375	1-3	.333	0-1	.000	1	1	2	3.1	0	3	1	0	4	7	2.6	
FURMAN	12/4/18		24	1-8	.125	0-2	.000	1-2	.500	3	2	5	3.3	4	4	1	2	2	3	2.7	
at Villanova	12/14/18		19	2-5	.400	0-0	.000	0-0	.000	3	0	3	3.3	1	1	4	0	1	4	2.8	
LIPSCOMB	12/19/18		10	3-4	.750	1-2	.500	0-0	.000	0	1	1	3.1	3	0	4	0	0	7	3.2	
GEORGIA SOUTHERN	12/21/18		18	3-5	.600	0-2	.000	2-4	.500	3	1	4	3.2	1	1	0	0	0	8	3.6	
PRESBYTERIAN	12/28/18		24	2-3	.667	0-1	.000	2-2	1.000	2	4	6	3.4	2	5	1	1	1	6	3.8	
LSU	1/3/19		16	2-4	.500	0-0	.000	0-0	.000	0	1	1	3.2	1	0	1	0	1	4	3.8	
at Vanderbilt	1/6/19		17	3-5	.600	0-0	.000	0-0	.000	2	4	6	3.4	0	2	0	0	0	6	3.9	
at #6 Miss State	1/10/19	*	5	0-0	.000	0-0	.000	0-0	.000	0	0	0	3.2	1	1	0	0	0	0	3.7	
#13 TENNESSEE	1/13/19		2	0-0	.000	0-0	.000	0-0	.000	0	0	0	3.0	1	0	2	0	0	0	3.5	
at Mizzou	1/17/19		15	2-6	.333	0-2	.000	0-0	.000	1	0	1	2.9	0	1	2	0	1	4	3.5	
TEXAS A&M	1/20/19		3	1-3	.333	0-1	.000	0-0	.000	0	0	0	2.7	0	0	0	0	0	2	3.4	
ALABAMA	1/27/19		21	4-9	.444	1-1	1.000	2-3	.667	3	2	5	2.9	0	1	0	1	2	11	3.8	
at Arkansas	1/31/19	*	27	6-13	.462	0-1	.000	0-0	.000	2	1	3	2.9	2	2	2	0	1	12	4.2	
at Auburn	2/3/19	*	30	2-7	.286	1-4	.250	0-0	.000	1	1	2	2.8	2	1	4	0	2	5	4.2	
FLORIDA	2/10/19	*	20	5-11	.455	0-2	.000	1-3	.333	3	1	4	2.9	3	1	0	1	0	11	4.5	
at #11/14 South Carolina	2/14/19	*	7	1-3	.333	0-0	.000	0-0	.000	1	0	1	2.8	1	0	1	0	1	2	4.4	
OLE MISS	2/18/19	*	26	7-13	.538	0-0	.000	1-2	.500	2	3	5	2.9	2	1	1	0	2	15	4.8	
Totals			10	423	53-131	.405	6-32	.188	9-19	.474	39	33	72	2.9	34	31	29	6	23	121	4.8

OVERALL CAREER STATISTICS

Year	GP	GS	Min	Avg	Total			3-Point			Free-Throw			Rebounds			PF	FO	Ast	TO	Blk	Stl	Pts	Avg	
					TFG	TFGA	.Pct	3FG	3FGA	.Pct	FT	FTA	.Pct	Off	Def	Tot									
2017-18	33	0	423	12.8	55	132	.417	23	57	.404	9	15	.600	33	36	69	2.1	25	0	19	31	2	9	142	4.3
2018-19	24	9	397	16.5	46	118	.390	6	32	.188	8	17	.471	37	30	67	2.8	32	0	30	28	6	21	106	4.4
TOTAL	57	9	820	14.4	101	250	.404	29	89	.326	17	32	.531	70	66	136	2.4	57	0	49	59	8	30	248	4.4

SEC CAREER STATISTICS

Year	GP	GS	Min	Avg	Total			3-Point			Free-Throw			Rebounds			PF	FO	Ast	TO	Blk	Stl	Pts	Avg	
					TFG	TFGA	.Pct	3FG	3FGA	.Pct	FT	FTA	.Pct	Off	Def	Tot									
2017-18	16	0	172	10.8	16	52	.308	8	28	.286	0	0	.000	11	13	24	1.5	12	0	4	15	2	4	40	2.5
2018-19	11	5	163	14.8	26	61	.426	2	11	.182	3	6	.500	13	10	23	2.1	11	0	9	12	2	8	57	5.2
TOTAL	27	5	335	12.4	42	113	.372	10	39	.256	3	6	.500	24	23	47	1.7	23	0	13	27	4	12	97	3.6





#12 KAILA HUBBARD

Guard » 5-10 » Freshman » Jonesboro, Ga./Holy Innocents High School

HIGHLIGHTS

- » Hit crucial shots against Arkansas and had her best game since late December with nine points
- » Put Georgia up by seven with a 3-pointer at the 8:41 mark and up by eight points with a 3-point basket at the 6:47 mark of the second period against the Razorbacks
- » Scored 10 points in the win against Presbyterian
- » First career start came against Furman (12/4)
- » Led Georgia with 15 points against Winthrop (11/11) in just second game of her college career
- » Played high school basketball at Holy Innocents Prep in Jonesboro, Ga.
- » Was a combo guard/forward in high school and actually played a little at the point guard spot in her senior season
- » 2018 AJC North Region Player of the Year

2018-19 GAME-BY-GAME

#12 HUBBARD, Kaila

				Total		3-Pointers		Free throws		Rebounds											
Opponent	Date	gs	min	fg-fga	pct	3fg-fga	pct	ft-fa	pct	off	def	tot	avg	pf	a	t/o	blk	stl	pts	avg	
ST. BONAVENTURE	11/9/18		11	1-3	.333	0-0	.000	4-6	.667	1	5	6	6.0	0	1	0	0	0	6	6.0	
WINTHROP	11/11/18		20	5-8	.625	2-3	.667	3-3	1.000	1	2	3	4.5	4	2	3	0	0	15	10.5	
at UCLA	11/14/18		11	0-2	.000	0-2	.000	0-0	.000	1	0	1	3.3	1	2	0	0	0	0	7.0	
at Georgia Tech	11/18/18		17	1-3	.333	0-1	.000	0-0	.000	0	3	3	3.3	0	1	2	0	0	2	5.8	
vs Morgan State	11/22/18		15	0-2	.000	0-1	.000	0-0	.000	0	0	0	2.6	1	0	2	0	1	0	4.6	
vs #7 Maryland	11/24/18		13	0-2	.000	0-0	.000	0-0	.000	0	2	2	2.5	1	0	0	0	0	0	3.8	
MERCER	11/28/18		14	0-2	.000	0-0	.000	0-0	.000	1	0	1	2.3	1	1	1	0	0	0	3.3	
CHARLESTON SOUTHER	12/2/18		9	0-1	.000	0-1	.000	5-6	.833	1	0	1	2.1	2	0	1	0	1	5	3.5	
FURMAN	12/4/18	*	27	3-10	.300	0-2	.000	2-4	.500	6	0	6	2.6	1	0	2	0	4	8	4.0	
at Villanova	12/14/18		8	0-2	.000	0-1	.000	0-0	.000	0	1	1	2.4	1	0	1	0	0	0	3.6	
LIPSCOMB	12/19/18		13	0-2	.000	0-0	.000	0-0	.000	1	2	3	2.5	2	0	3	1	0	0	3.3	
GEORGIA SOUTHERN	12/21/18		22	1-2	.500	0-0	.000	1-2	.500	1	5	6	2.8	1	0	2	0	1	3	3.3	
PRESBYTERIAN	12/28/18		26	4-6	.667	1-2	.500	1-2	.500	0	1	1	2.6	2	3	1	0	0	10	3.8	
LSU	1/3/19		6	0-0	.000	0-0	.000	0-0	.000	1	1	2	2.6	1	0	0	0	0	0	3.5	
at Vanderbilt	1/6/19		13	0-1	.000	0-1	.000	0-0	.000	0	1	1	2.5	3	0	1	0	0	0	3.3	
at #6 Miss State	1/10/19		9	0-0	.000	0-0	.000	0-0	.000	0	1	1	2.4	0	0	1	0	0	0	3.1	
#13 TENNESSEE	1/13/19		15	0-4	.000	0-0	.000	1-2	.500	2	0	2	2.4	3	0	0	0	0	1	2.9	
at Mizzou	1/17/19		6	0-0	.000	0-0	.000	0-0	.000	1	1	2	2.3	0	0	1	0	0	0	2.8	
TEXAS A&M	1/20/19		4	0-0	.000	0-0	.000	0-0	.000	0	0	0	2.2	0	2	0	0	0	0	2.6	
ALABAMA	1/27/19		12	1-1	1.000	0-0	.000	2-2	1.000	0	0	0	2.1	0	0	0	0	0	4	2.7	
at Arkansas	1/31/19		25	3-4	.750	2-2	1.000	1-2	.500	1	1	2	2.1	1	0	3	0	0	9	3.0	
at Auburn	2/3/19		7	0-1	.000	0-0	.000	0-0	.000	0	0	0	2.0	1	0	0	0	0	0	2.9	
FLORIDA	2/10/19		11	1-3	.333	0-1	.000	1-2	.500	0	1	1	2.0	3	0	0	0	0	3	2.9	
at #11/14 South Carolina	2/14/19		4	0-0	.000	0-0	.000	0-0	.000	0	0	0	1.9	0	0	1	0	0	0	2.8	
OLE MISS	2/18/19		13	0-2	.000	0-1	.000	1-2	.500	0	4	4	2.0	1	3	0	0	0	1	2.7	
Totals		1	331	20-61	.328	5-18	.278	22-33	.667	18	31	49	2.0	30	15	25	1	7	67	2.7	

SEASON & CAREER HIGHS

POINTS

Season: 15 vs. Winthrop (11/11/18)
Career: 15 vs. Winthrop (11/11/18)

REBOUNDS

Season: 6 2X, last vs. Furman (12/4/18)
Career: 6 2X, last vs. Furman (12/4/18)

ASSISTS

Season: 3 2X, last vs. Ole Miss (2/19/19)
Career: 3 2X, last vs. Ole Miss (2/19/19)

BLOCKS

Season: x
Career: x

STEALS

Season: 4 vs. Furman (12/4/18)
Career: 4 vs. Furman (12/4/18)

MINUTES

Season: 27 vs. Furman (12/4/18)
Career: 27 vs. Furman (12/4/18)

MISCELLANEOUS STATS

DOUBLE-DIGIT POINTS

Season: 1 Career: 1

DOUBLE-DIGIT REBOUNDS

Season: x Career: x

DOUBLE-DOUBLES

Season: x Career: x

20-POINT GAMES

Season: x Career: x

OVERALL CAREER STATISTICS

Year					Total			3-Point			Free-Throw			Rebounds													
	GP	GS	Min	Avg	TFG	TFGA	.Pct	3FG	3FGA	.Pct	FT	FTA	.Pct	Off	Def	Tot	Avg	PF	FO	Ast	TO	Blk	Stl	Pts	Avg		
2018-19	25	1	331	13.2	20	61	.328	5	18	.278	22	33	.667	18	31	49	2.0	30	0	15	25	1	7	67	2.7		
TOTAL	25	1	331	13.2	20	61	.328	5	18	.278	22	33	.667	18	31	49	2.0	30	0	15	25	1	7	67	2.7		

SEC CAREER STATISTICS

	Total							3-Point			Free-Throw			Rebounds												
Year	GP	GS	Min	Avg	TFG	TFGA	.Pct	3FG	3FGA	.Pct	FT	FTA	.Pct	Off	Def	Tot	Avg	PF	FO	Ast	TO	Blk	Stl	Pts	Avg	
2018-19	12	0	125	10.4	5	16	.313	2	5	.400	6	10	.600	5	10	15	1.3	13	0	5	7	0	0	18	1.5	
TOTAL	12	0	125	10.4	5	16	.313	2	5	.400	6	10	.600	5	10	15	1.3	13	0	5	7	0	0	18	1.5	





#14 JENNA STAITI

Center » 6-6 » RS-Sophomore » Cumming, Ga./University of Maryland

HIGHLIGHTS

- » Fourth in the SEC with 43 total blocks and 1.7 per game this season
- » Had her best game over the last two weeks with 11 points off a 5-for-9 shooting performance against South Carolina
- » Saw limited action against Missouri due to foul trouble; picked up five fouls in just six minutes of playing time
- » Knocked in a pair of free-throws with eight seconds remaining to give Georgia a 65-62 lead against Tennessee; finished with 12 points and seven boards against the Lady Vols
- » Came off the bench to score 13 points in 21 minutes at Vanderbilt
- » 13 points and nine boards against LSU
- » Scored a career-high 21 points against Presbyterian, hitting 10-of-15 from the field
- » Did not enter the game until the second half against Villanova and finished with 10 points in 14 minutes
- » Career-best 11 points against Charleston Southern
- » Finished one point shy of a double-double with nine points and 10 rebounds against Mercer
- » Career-high six blocks at Georgia Tech
- » Started a perfect 9-for-9 from the field this season
- » Sat out last season due to NCAA transfer rules; played at Maryland during the 2016-17 season
- » 2016 State of Georgia Gatorade Player of the Year
- » Was the No. 17 overall player in the 2016 class and No. 1 in the state of Georgia according to ESPN.com

2018-19 GAME-BY-GAME

#14 STAITI, Jenna

Opponent	Date	gs	min	Total		3-Pointers		Free throws		Rebounds											
				fg-fga	pct	3fg-fga	pct	ft-fa	pct	off	def	tot	avg	pf	a	t/o	blk	stl	pts	avg	
ST. BONAVENTURE	11/9/18	11	4-4	1.000	1-1	1.000	0-3	.000	1	2	3	3.0	5	1	2	1	0	9	9.0		
WINTHROP	11/11/18	17	5-5	1.000	0-0	.000	0-0	.000	1	6	7	5.0	2	0	0	2	1	10	9.5		
at UCLA	11/14/18	1	0-0	.000	0-0	.000	0-0	.000	0	0	0	3.3	0	0	0	0	0	0	6.3		
at Georgia Tech	11/18/18	17	4-7	.571	0-1	.000	0-0	.000	1	2	3	3.3	4	0	1	6	1	8	6.8		
vs Morgan State	11/22/18	15	4-8	.500	0-1	.000	2-2	1.000	3	4	7	4.0	0	1	0	3	0	10	7.4		
vs #7 Maryland	11/24/18	7	1-3	.333	0-1	.000	0-0	.000	1	0	1	3.5	3	0	1	2	0	2	6.5		
MERCER	11/28/18	21	2-6	.333	1-1	1.000	4-8	.500	3	7	10	4.4	3	2	1	4	0	9	6.9		
CHARLESTON SOUTHER	12/2/18	16	4-6	.667	0-0	.000	3-4	.750	3	1	4	4.4	1	0	2	0	0	11	7.4		
FURMAN	12/4/18	8	1-4	.250	0-0	.000	0-0	.000	1	1	2	4.1	0	0	0	0	0	2	6.8		
at Villanova	12/14/18	14	3-5	.600	0-0	.000	4-9	.444	0	3	3	4.0	2	1	2	3	0	10	7.1		
LIPSCOMB	12/19/18	16	1-1	1.000	1-1	1.000	2-4	.500	1	3	4	4.0	1	1	0	1	1	5	6.9		
GEORGIA SOUTHERN	12/21/18	20	3-8	.375	0-0	.000	4-6	.667	1	4	5	4.1	2	1	1	3	2	10	7.2		
PRESBYTERIAN	12/28/18	31	10-15	.667	1-2	.500	0-0	.000	2	6	8	4.4	5	0	2	4	0	21	8.2		
LSU	1/3/19	30	5-7	.714	1-1	1.000	2-4	.500	2	7	9	4.7	3	1	0	2	1	13	8.6		
at Vanderbilt	1/6/19	21	5-8	.625	1-1	1.000	2-2	1.000	0	1	1	4.5	5	0	3	1	0	13	8.9		
at #6 Miss State	1/10/19	26	2-3	.667	1-1	1.000	0-0	.000	1	2	3	4.4	2	2	2	5	0	5	8.6		
#13 TENNESSEE	1/13/19	20	4-9	.444	0-1	.000	4-5	.800	3	4	7	4.5	2	0	0	1	1	12	8.8		
at Mizzou	1/17/19	6	0-1	.000	0-0	.000	0-0	.000	0	0	0	4.3	5	0	3	1	0	0	8.3		
TEXAS A&M	1/20/19	24	5-9	.556	1-2	.500	3-3	1.000	0	5	5	4.3	3	1	0	1	0	14	8.6		
ALABAMA	1/27/19	22	2-10	.200	0-2	.000	2-3	.667	3	0	3	4.3	2	1	0	1	0	6	8.5		
at Arkansas	1/31/19	11	3-5	.600	0-0	.000	0-0	.000	0	3	3	4.2	0	0	0	1	0	6	8.4		
at Auburn	2/3/19	4	0-1	.000	0-0	.000	0-0	.000	0	0	0	4.0	0	0	0	0	0	0	8.0		
FLORIDA	2/10/19	15	3-7	.429	0-1	.000	2-2	1.000	0	1	1	3.9	0	1	0	0	1	8	8.0		
at #11/14 South Carolina	2/14/19	25	5-9	.556	0-1	.000	1-2	.500	0	4	4	3.9	5	0	1	1	1	11	8.1		
OLE MISS	2/18/19	15	3-7	.429	0-1	.000	0-0	.000	3	1	4	3.9	0	0	0	0	0	6	8.0		
Totals		0	413	79-148	.534	8-19	.421	35-57	.614	30	67	97	3.9	55	13	21	43	9	201	8.0	

OVERALL CAREER STATISTICS


	Total							3-Point			Free-Throw			Rebounds											
Year	GP	GS	Min	Avg	TFG	TFGA	.Pct	3FG	3FGA	.Pct	FT	FTA	.Pct	Off	Def	Tot	Avg	PF	FO	Ast	TO	Blk	Stl	Pts	Avg
2016-17*	35	0	140	4.0	34	67	.507	0	0	.000	7	13	.538	17	34	51	2.0	20	0	9	7	14	3	75	2.1
2018-19	25	0	413	16.5	79	148	.534	8	19	.421	35	57	.614	30	67	97	3.9	55	5	13	21	43	9	201	8.0
TOTAL	60	0	553	9.2	111	215	.516	8	18	.444	42	71	.592	47	101	148	2.5	75	5	22	28	57	12	276	4.6

*freshman season at Maryland

SEC CAREER STATISTICS

2018-19	12	0	219	18.3	37	76	.487	4	11	.364	16	21	.762	12	28	40	3.3	27	3	6	9	14	4	94	7.8
TOTAL	12	0	219	18.3	37	76	.487	4	11	.364	16	21	.762	12	28	40	3.3	27	3	6	9	14	4	94	7.8





#22 MALURY BATES

Forward » 6-3 » Sophomore » Roanoke, Va./William Fleming High School

HIGHLIGHTS

- » Suffered a torn ACL against Mercer and will miss the remainder of the season
- » Scored six-straight points to help jump start a 17-3 run against Maryland in the second quarter
- » Played a career-high 28 minutes at UCLA
- » Career high five blocks against Winthrop
- » Sat out first six games of her freshman season due to stress fracture in her right foot
- » Saw increased playing time as the season progressed; saw action in each of the final six games of the year; played in 22 games total
- » Pre-pharmacy major who took a large load of her course work during the 2018 spring semester

SEASON & CAREER HIGHS

POINTS

Season: 8 2X, last at UCLA (11/14/18)
Career: 11 Howard (12/19/17)

REBOUNDS

Season: 8 at UCLA (11/14/18)
Career: 8 at UCLA (11/14/18)

ASSISTS

Season: 1 at UCLA (11/14/18)
Career: 1 at UCLA (11/14/18)

BLOCKS

Season: 5 vs. Winthrop (11/11/18)
Career: 5 vs. Winthrop (11/11/18)

STEALS

Season: 1 3X, last vs. Maryland (11/24/18)
Career: 1 7X, last vs. Maryland (11/24/18)

MINUTES

Season: 28 at UCLA (11/14/18)
Career: 28 at UCLA (11/14/18)

MISCELLANEOUS STATS

DOUBLE-DIGIT POINTS

Season: x Career: 1

DOUBLE-DIGIT REBOUNDS

Season: x Career: x

DOUBLE-DOUBLES

Season: x Career: x

20-POINT GAMES

Season: x Career: x

2018-19 GAME-BY-GAME

#22 BATES, Malury

Opponent	Date	gs	min	Total		3-Pointers		Free throws		Rebounds				pf	a	t/o	blk	stl	pts	avg
				fg-fga	pct	3fg-fga	pct	ft-fa	pct	off	def	tot	avg							
ST. BONAVENTURE	11/9/18	24		2-3	.667	0-0	.000	0-2	.000	1	6	7	7.0	1	0	0	3	0	4	4.0
WINTHROP	11/11/18	16		4-7	.571	0-0	.000	0-0	.000	2	4	6	6.5	3	0	3	5	0	8	6.0
at UCLA	11/14/18	28		4-7	.571	0-0	.000	0-0	.000	2	6	8	7.0	5	1	0	1	1	8	6.7
at Georgia Tech	11/18/18	14		1-8	.125	0-0	.000	0-2	.000	2	2	4	6.3	3	0	0	1	0	2	5.5
vs Morgan State	11/22/18	13		2-5	.400	0-0	.000	0-0	.000	2	2	4	5.8	0	0	3	1	1	4	5.2
vs #7 Maryland	11/24/18	13		3-9	.333	0-0	.000	0-0	.000	3	0	3	5.3	0	0	1	0	1	6	5.3
MERCER	11/28/18	5		1-2	.500	0-0	.000	1-2	.500	2	1	3	5.0	2	0	4	0	0	3	5.0

OVERALL CAREER STATISTICS

Year	GP	GS	Min	Avg	Total			3-Point			Free-Throw			Rebounds				PF	FO	Ast	TO	Blk	Stl	Pts	Avg
					TFG	TFGA	.Pct	3FG	3FGA	.Pct	FT	FTA	.Pct	Off	Def	Tot	Avg								
2017-18	22	0	169	7.7	16	48	.333	0	0	.000	10	16	.625	14	27	41	1.9	34	1	0	20	18	5	42	1.9
2018-19	7	0	113	16.1	17	41	.415	0	0	.000	1	6	.167	14	21	35	5.0	14	1	1	11	11	3	35	5.0
TOTAL	29	0	282	9.7	33	89	.371	0	0	.000	11	22	.500	28	48	76	2.6	48	2	1	31	29	8	77	2.7

SEC CAREER STATISTICS

Year	GP	GS	Min	Avg	Total			3-Point			Free-Throw			Rebounds				PF	FO	Ast	TO	Blk	Stl	Pts	Avg
					TFG	TFGA	.Pct	3FG	3FGA	.Pct	FT	FTA	.Pct	Off	Def	Tot	Avg								
2017-18	12	0	92	7.7	6	25	.240	0	0	.000	2	2	1.000	2	18	20	1.7	19	0	0	11	12	3	14	1.2
2018-19																									
TOTAL	12	0	92	7.7	6	25	.240	0	0	.000	2	2	1.000	2	18	20	1.7	19	0	0	11	12	3	14	1.2





#23 QUE MORRISON

Guard » 5-7 » Sophomore » Riverdale, Ga./McEachern High School

HIGHLIGHTS

- » Starting to find her rhythm after recovering from injury before the season; season-best 35 minutes played at South Carolina and then played 31 minutes against Ole Miss
- » Had her best game of the year with 11 points against Florida; has started six-straight games
- » Had surgery to repair a torn lateral meniscus in her left knee on Thursday, Nov. 1 and missed the first eight games of the season
- » Returned against Furman but sat out against Georgia Southern and Presbyterian
- » 2018 SEC All-Freshman Team
- » Started 32 of 33 games as a freshman
- » Led all scorers with 16 points in the SEC Tournament quarterfinals against Missouri
- » Named SEC Freshman of the Week (1/9) for her performances against Vanderbilt and Kentucky

2018-19 GAME-BY-GAME

#23 MORRISON, Que

				Total		3-Pointers		Free throws		Rebounds											
Opponent	Date	gs	min	fg-fga	pct	3fg-fga	pct	ft-fia	pct	off	def	tot	avg	pf	a	t/o	blk	stl	pts	avg	
ST. BONAVENTURE	11/9/18	dnp	-	-	-	-	-	-	-	-	-	-	-	-	-	-	-	-	-	-	
WINTHROP	11/11/18	dnp	-	-	-	-	-	-	-	-	-	-	-	-	-	-	-	-	-	-	
at UCLA	11/14/18	dnp	-	-	-	-	-	-	-	-	-	-	-	-	-	-	-	-	-	-	
vs Morgan State	11/22/18	dnp	-	-	-	-	-	-	-	-	-	-	-	-	-	-	-	-	-	-	
vs #7 Maryland	11/24/18	dnp	-	-	-	-	-	-	-	-	-	-	-	-	-	-	-	-	-	-	
MERCER	11/28/18	dnp	-	-	-	-	-	-	-	-	-	-	-	-	-	-	-	-	-	-	
CHARLESTON SOUTHER	12/2/18	dnp	-	-	-	-	-	-	-	-	-	-	-	-	-	-	-	-	-	-	
FURMAN	12/4/18	13	0-2	.000	0-1	.000	2-2	1.000	1	5	6	6.0	0	0	1	0	0	2	2.0		
at Villanova	12/14/18	* 20	1-3	.333	0-2	.000	0-0	.000	1	0	1	3.5	3	0	0	0	1	2	2.0		
LIPSCOMB	12/19/18	* 17	2-3	.667	1-1	1.000	1-2	.500	0	2	2	3.0	2	1	3	1	1	6	3.3		
GEORGIA SOUTHERN	12/21/18	dnp	-	-	-	-	-	-	-	-	-	-	-	-	-	-	-	-	-	-	
PRESBYTERIAN	12/28/18	dnp	-	-	-	-	-	-	-	-	-	-	-	-	-	-	-	-	-	-	
LSU	1/3/19	13	0-0	.000	0-0	.000	0-0	.000	1	1	2	2.8	2	1	2	0	0	0	2.5		
at Vanderbilt	1/6/19	23	0-5	.000	0-1	.000	1-2	.500	0	2	2	2.6	2	0	0	0	1	1	2.2		
at #6 Miss State	1/10/19	23	2-2	1.000	0-0	.000	0-0	.000	1	0	1	2.3	3	1	1	1	0	4	2.5		
#13 TENNESSEE	1/13/19	12	0-0	.000	0-0	.000	0-0	.000	0	1	1	2.1	0	1	0	0	0	0	2.1		
at Mizzou	1/17/19	16	1-2	.500	0-0	.000	0-0	.000	0	2	2	2.1	0	1	0	0	0	2	2.1		
TEXAS A&M	1/20/19	28	1-3	.333	0-1	.000	0-0	.000	0	3	3	2.2	1	2	1	0	1	2	2.1		
ALABAMA	1/27/19	* 32	1-3	.333	0-0	.000	2-2	1.000	1	3	4	2.4	1	0	1	1	2	4	2.3		
at Arkansas	1/31/19	* 15	1-2	.500	1-1	1.000	0-0	.000	0	3	3	2.5	4	1	2	0	1	3	2.4		
at Auburn	2/3/19	* 27	1-5	.200	0-2	.000	0-0	.000	1	2	3	2.5	2	2	5	0	1	2	2.3		
FLORIDA	2/10/19	* 18	4-4	1.000	0-0	.000	3-3	1.000	1	0	1	2.4	3	1	0	0	4	11	3.0		
at #11/14 South Carolina	2/14/19	* 35	2-6	.333	1-2	.500	0-0	.000	3	3	6	2.6	2	1	0	0	3	5	3.1		
OLE MISS	2/18/19	* 31	3-4	.750	1-1	1.000	1-1	1.000	3	1	4	2.7	1	1	0	0	1	8	3.5		
Totals		8	323	19-44	.432	4-12	.333	10-12	.833	13	28	41	2.7	26	13	16	3	16	52	3.5	

SEASON & CAREER HIGHS

POINTS

Season: 11 vs. Florida (2/10/19)
Career: 19 Wofford (11/12/17)

REBOUNDS

Season: 6 2X, last at South Carolina (2/14/19)
Career: 11 at Alabama (2/22/18)

ASSISTS

Season: 2 2X, last at Auburn (2/3/19)
Career: 6 at Ole Miss (2/19/18)

BLOCKS

Season: 1 3X, last vs. Alabama (1/27/19)
Career: 1 7X, last vs. Alabama (1/27/19)

STEALS

Season: 4 vs. Florida (2/10/19)
Career: 4 2X, last vs. Florida (2/10/19)

MINUTES

Season: 35 at South Carolina (2/14/19)
Career: 40 at Alabama (2/22/18)

MISCELLANEOUS STATS

DOUBLE-DIGIT POINTS

Season: 1 Career: 12

DOUBLE-DIGIT REBOUNDS

Season: x Career: 3

DOUBLE-DOUBLES

Season: x Career: 1

20-POINT GAMES

Season: x Career: x

OVERALL CAREER STATISTICS

					Total			3-Point			Free-Throw			Rebounds											
Year	GP	GS	Min	Avg	TFG	TFGA	.Pct	3FG	3FGA	.Pct	FT	FTA	.Pct	Off	Def	Tot	Avg	PF	FO	Ast	TO	Blk	Stl	Pts	Avg
2017-18	33	32	895	27.1	99	275	.360	21	87	.241	66	91	.725	64	105	169	5.1	64	2	83	46	8	41	285	8.6
2018-19	15	8	323	21.5	19	44	.432	4	12	.333	10	12	.833	13	28	41	2.7	26	0	13	16	3	16	52	3.5
TOTAL	48	40	1218	25.4	118	319	.370	25	99	.253	76	103	.738	77	133	210	4.4	90	2	96	62	11	57	337	7.0

SEC CAREER STATISTICS

					Total			3-Point			Free-Throw			Rebounds											
Year	GP	GS	Min	Avg	TFG	TFGA	.Pct	3FG	3FGA	.Pct	FT	FTA	.Pct	Off	Def	Tot	Avg	PF	FO	Ast	TO	Blk	Stl	Pts	Avg
2017-18	16	15	439	27.4	47	139	.338	9	42	.214	26	35	.743	31	57	88	5.5	31	2	37	19	3	23	129	8.1
2018-19	12	6	273	22.8	16	36	.444	3	8	.375	7	8	.875	11	21	32	2.7	21	0	12	12	2	14	42	3.5
TOTAL	28	21	712	25.4	63	175	.360	12	50	.240	33	43	.767	42	78	120	4.3	52	2	49	31	5	37	171	6.1





#25 ARI HENDERSON

Guard » 5-7 » Junior » Stone Mountain, Ga./Chamblee High School

HIGHLIGHTS

- » Former walk-on who was awarded a scholarship in the summer of 2017
- » Played in nine games last season
- » From nearby Stone Mountain, Ga., where she played at Chamblee High School
- » Majoring in Civil Engineering

SEASON & CAREER HIGHS

POINTS

Season: 3 vs. Ole Miss (2/18/19)
Career: 3 3X, last vs. Ole Miss (2/18/19)

REBOUNDS

Season: 1 3X, last vs. Ole Miss (2/18/19)
Career: 2 North Florida (12/28/17)

ASSISTS

Season: x
Career: 1 Wofford (11/12/17)

BLOCKS

Season: x
Career: x

STEALS

Season: x
Career: 1 Western Carolina (12/28/16)

MINUTES

Season: 5 vs. Presbyterian (12/28/18)
Career: 7 4X, last vs. Howard (12/19)

MISCELLANEOUS STATS

DOUBLE-DIGIT POINTS

Season: Career:

DOUBLE-DIGIT REBOUNDS

Season: Career:

DOUBLE-DOUBLES

Season: Career:

20-POINT GAMES

Season: Career:

2018-19 GAME-BY-GAME

#25 HENDERSON, Ari

Opponent	Date	gs	min	Total fg-fga	pct	3-Pointers 3fg-fga	pct	Free throws ft-fa	pct	Rebounds off	def	tot	avg	pf	a	t/o	blk	stl	pts	avg
ST. BONAVENTURE	11/9/18	2		0-1	.000	0-0	.000	0-0	.000	0	0	0	0.0	0	0	0	0	0	0	0.0
WINTHROP	11/11/18	3		0-1	.000	0-0	.000	0-0	.000	1	0	1	0.5	0	0	0	0	0	0	0.0
at UCLA	11/14/18	dnp		-	-	-	-	-	-	-	-	-	-	-	-	-	-	-	-	-
vs Morgan State	11/22/18	dnp		-	-	-	-	-	-	-	-	-	-	-	-	-	-	-	-	-
vs #7 Maryland	11/24/18	dnp		-	-	-	-	-	-	-	-	-	-	-	-	-	-	-	-	-
MERCER	11/28/18	dnp		-	-	-	-	-	-	-	-	-	-	-	-	-	-	-	-	-
CHARLESTON SOUTHER	12/2/18	dnp		-	-	-	-	-	-	-	-	-	-	-	-	-	-	-	-	-
FURMAN	12/4/18	3		0-0	.000	0-0	.000	0-0	.000	0	0	0	0.3	0	0	1	0	0	0	0.0
LIPSCOMB	12/19/18	3		1-2	.500	0-1	.000	0-0	.000	0	0	0	0.3	0	0	0	0	0	2	0.5
GEORGIA SOUTHERN	12/21/18	5		0-2	.000	0-0	.000	0-0	.000	0	0	0	0.2	0	0	0	0	0	0	0.4
PRESBYTERIAN	12/28/18	5		0-0	.000	0-0	.000	0-0	.000	1	0	1	0.3	0	0	0	0	0	0	0.3
LSU	1/3/19	dnp		-	-	-	-	-	-	-	-	-	-	-	-	-	-	-	-	-
at Vanderbilt	1/6/19	dnp		-	-	-	-	-	-	-	-	-	-	-	-	-	-	-	-	-
at #6 Miss State	1/10/19	dnp		-	-	-	-	-	-	-	-	-	-	-	-	-	-	-	-	-
#13 TENNESSEE	1/13/19	dnp		-	-	-	-	-	-	-	-	-	-	-	-	-	-	-	-	-
at Mizzou	1/17/19	dnp		-	-	-	-	-	-	-	-	-	-	-	-	-	-	-	-	-
TEXAS A&M	1/20/19	dnp		-	-	-	-	-	-	-	-	-	-	-	-	-	-	-	-	-
ALABAMA	1/27/19	dnp		-	-	-	-	-	-	-	-	-	-	-	-	-	-	-	-	-
at Arkansas	1/31/19	dnp		-	-	-	-	-	-	-	-	-	-	-	-	-	-	-	-	-
at Auburn	2/3/19	dnp		-	-	-	-	-	-	-	-	-	-	-	-	-	-	-	-	-
FLORIDA	2/10/19	2		0-2	.000	0-0	.000	0-0	.000	0	0	0	0.3	0	0	1	0	0	0	0.3
at #11/14 South Carolina	2/14/19	dnp		-	-	-	-	-	-	-	-	-	-	-	-	-	-	-	-	-
OLE MISS	2/18/19	3		1-2	.500	1-1	1.000	0-0	.000	0	1	1	0.4	0	0	1	0	0	3	0.6
Totals		0	26	2-10	.200	1-2	.500	0-0	.000	2	1	3	0.4	0	0	3	0	0	5	0.6

OVERALL CAREER STATISTICS

Year	GP	GS	Min	Avg	Total TFG	TFGA	.Pct	3FG	3FGA	.Pct	FT	FTA	.Pct	Off	Def	Tot	Avg	PF	FO	Ast	TO	Blk	Stl	Pts	Avg
2016-17	5	0	10	2.0	1	3	.333	0	0	.000	3	4	.750	0	1	1	0.2	1	0	0	0	0	1	5	1.0
2017-18	9	0	34	3.8	3	15	.200	1	8	.125	0	0	.000	5	4	9	1.0	1	0	1	4	0	0	7	0.8
2018-19	8	0	26	3.3	2	10	.200	1	2	.500	0	0	.000	2	1	3	0.4	0	0	0	3	0	0	5	0.6
TOTAL	22	0	70	3.2	6	28	.214	2	10	.200	3	4	.750	7	6	13	0.6	2	0	1	7	0	1	17	0.8

SEC CAREER STATISTICS

Year	GP	GS	Min	Avg	Total TFG	TFGA	.Pct	3FG	3FGA	.Pct	FT	FTA	.Pct	Off	Def	Tot	Avg	PF	FO	Ast	TO	Blk	Stl	Pts	Avg
2017-18	3	0	6	2.0	1	2	.500	1	2	.500	0	0	.000	1	2	3	1.0	0	0	0	1	0	0	3	1.0
2018-19	2	0	5	2.5	1	4	.250	1	1	1.000	0	0	.000	0	1	1	0.5	0	0	0	2	0	0	3	1.5
TOTAL	5	0	11	2.2	2	6	.333	2	3	.667	0	0	.000	1	3	4	0.8	0	0	0	3	0	0	6	1.2





2018-19 Georgia Basketball
Georgia Combined Team Statistics (as of Feb 18, 2019)
All games



RECORD:	OVERALL	HOME	AWAY	NEUTRAL
ALL GAMES	15-10	12-2	2-7	1-1
CONFERENCE	6-6	4-2	2-4	0-0
NON-CONFERENCE	9-4	8-0	0-3	1-1

#	Player	gp-gs	min	avg	Total		3-Point		F-Throw		Rebounds				pf	dq	a	to	blk	stl	pts	avg
					fg-fga	fg%	3fg-fga	3fg%	ft-fa	ft%	off	def	tot	avg								
04	ROBINSON, Caliya	25-25	714	28.6	149-311	.479	10-30	.333	44-62	.710	68	131	199	8.0	63	3	41	48	58	32	352	14.1
02	CONNALLY, Gabby	25-25	868	34.7	107-257	.416	45-119	.378	51-56	.911	9	52	61	2.4	55	2	76	69	3	39	310	12.4
00	COLE, Taja	24-24	813	33.9	103-248	.415	12-48	.250	39-66	.591	26	98	124	5.2	56	1	161	71	4	42	257	10.7
14	STAITI, Jenna	25-0	413	16.5	79-148	.534	8-19	.421	35-57	.614	30	67	97	3.9	55	5	13	21	43	9	201	8.0
03	PAUL, Stephanie	25-20	495	19.8	65-128	.508	1-9	.111	31-45	.689	51	73	124	5.0	60	3	31	51	20	12	162	6.5
22	BATES, Malury	7-0	113	16.1	17-41	.415	0-0	.000	1-6	.167	14	21	35	5.0	14	1	1	11	11	3	35	5.0
11	CALDWELL, Maya	25-10	423	16.9	53-131	.405	6-32	.188	9-19	.474	39	33	72	2.9	34	0	31	29	6	23	121	4.8
23	MORRISON, Que	15-8	323	21.5	19-44	.432	4-12	.333	10-12	.833	13	28	41	2.7	26	0	13	16	3	16	52	3.5
01	JOHNSON, Donnetta	23-8	253	11.0	28-85	.329	9-26	.346	4-10	.400	14	33	47	2.0	30	0	8	36	3	11	69	3.0
10	HOSE, Caitlin	18-4	253	14.1	20-60	.333	9-41	.220	4-6	.667	11	25	36	2.0	12	0	14	11	1	11	53	2.9
12	HUBBARD, Kaila	25-1	331	13.2	20-61	.328	5-18	.278	22-33	.667	18	31	49	2.0	30	0	15	25	1	7	67	2.7
25	HENDERSON, Ari	8-0	26	3.3	2-10	.200	1-2	.500	0-0	.000	2	1	3	0.4	0	0	0	3	0	0	5	0.6
Team											47	57	104					11				
Total.....		25	5025		662-1524	.434	110-356	.309	250-372	.672	342	650	992	39.7	435	15	404	402	153	205	1684	67.4
Opponents.....		25	5026		508-1409	.361	110-367	.300	325-456	.713	292	580	872	34.9	375	-	245	417	71	198	1451	58.0

TEAM STATISTICS	UGA	OPP	Date	Opponent	Score	Att.
SCORING	1684	1451	11/9/18	ST. BONAVENTURE	w 67-40	4054
Points per game	67.4	58.0	11/11/18	WINTHROP	w 85-39	3124
Scoring margin	+9.3	-	11/14/18	at UCLA	L 69-80	5113
FIELD GOALS-ATT	662-1524	508-1409	11/18/18	at Georgia Tech	L 53-63	2407
Field goal pct	.434	.361	N 11/22/18	vs Morgan State	w 60-33	75
3 POINT FG-ATT	110-356	110-367	N 11/24/18	vs #7 Maryland	L 51-58	188
3-point FG pct	.309	.300	11/28/18	MERCER	w 67-60	2117
3-pt FG made per game	4.4	4.4	12/2/18	CHARLESTON SOUTHERN	w 83-75	3069
FREE THROWS-ATT	250-372	325-456	12/4/18	FURMAN	w 61-38	2174
Free throw pct	.672	.713	12/14/18	at Villanova	L 56-62	659
F-Throws made per game	10.0	13.0	12/19/18	LIPSCOMB	w 77-45	7090
REBOUNDS	992	872	12/21/18	GEORGIA SOUTHERN	w 81-38	2724
Rebounds per game	39.7	34.9	12/28/18	PRESBYTERIAN	w 83-59	2885
Rebounding margin	+4.8	-	* 1/3/19	LSU	w 63-50	2506
ASSISTS	404	245	* 1/6/19	at Vanderbilt	w 71-64	2094
Assists per game	16.2	9.8	* 1/10/19	at #6 Miss State	L 71-80	6493
TURNOVERS	402	417	* 1/13/19	#13 TENNESSEE	w 66-62	5867
Turnovers per game	16.1	16.7	* 1/17/19	at Mizzou	L 35-61	4004
Turnover margin	+0.6	-	* 1/20/19	TEXAS A&M	L 66-76	4773
Assist/turnover ratio	1.0	0.6	* 1/27/19	ALABAMA	L 53-58	4794
STEALS	205	198	* 1/31/19	at Arkansas	w 80-72	1116
Steals per game	8.2	7.9	* 2/3/19	at Auburn	Lot 58-59	2170
BLOCKS	153	71	* 2/10/19	FLORIDA	w 93-58	5515
Blocks per game	6.1	2.8	* 2/14/19	at #11/14 South Carolina	L 57-65	11044
ATTENDANCE	54504	35363	* 2/18/19	OLE MISS	w 78-56	3812
Home games-Avg/Game	14-3893	9-3900				
Neutral site-Avg/Game	-	2-132				

* - Conference game

Score by Periods	1st	2nd	3rd	4th	OT	Totals
Georgia	422	379	465	409	9	1684
Opponents	329	363	359	390	10	1451





2018-19 Georgia Basketball
Georgia Combined Team Statistics (as of Feb 18, 2019)
Conference games only



RECORD:	OVERALL	HOME	AWAY	NEUTRAL
ALL GAMES	6-6	4-2	2-4	0-0
CONFERENCE	6-6	4-2	2-4	0-0
NON-CONFERENCE	0-0	0-0	0-0	0-0

#	Player	gp-gs	min	avg	Total		3-Point		F-Throw		Rebounds				pf	dq	a	to	blk	stl	pts	avg
					fg-fga	fg%	3fg-fga	3fg%	ft-fa	ft%	off	def	tot	avg								
04	ROBINSON, Caliya	12-12	378	31.5	75-146	.514	6-12	.500	26-35	.743	32	57	89	7.4	33	2	22	25	31	20	182	15.2
02	CONNALLY, Gabby	12-12	442	36.8	53-137	.387	21-59	.356	25-26	.962	5	36	41	3.4	25	0	38	39	2	19	152	12.7
00	COLE, Taja	11-11	375	34.1	44-111	.396	5-22	.227	20-24	.833	5	47	52	4.7	28	0	74	39	1	18	113	10.3
14	STAITI, Jenna	12-0	219	18.3	37-76	.487	4-11	.364	16-21	.762	12	28	40	3.3	27	3	6	9	14	4	94	7.8
11	CALDWELL, Maya	12-6	189	15.8	33-74	.446	2-11	.182	4-8	.500	15	13	28	2.3	13	0	10	13	2	10	72	6.0
03	PAUL, Stephanie	12-7	212	17.7	25-56	.446	0-3	.000	11-20	.550	17	33	50	4.2	35	2	11	31	8	3	61	5.1
23	MORRISON, Que	12-6	273	22.8	16-36	.444	3-8	.375	7-8	.875	11	21	32	2.7	21	0	12	12	2	14	42	3.5
01	JOHNSON, Donnetta	10-6	114	11.4	13-38	.342	4-11	.364	2-3	.667	6	12	18	1.8	13	0	4	16	1	6	32	3.2
10	HOSE, Caitlin	7-0	93	13.3	8-20	.400	6-17	.353	0-0	.000	4	5	9	1.3	4	0	3	5	0	3	22	3.1
25	HENDERSON, Ari	2-0	5	2.5	1-4	.250	1-1	1.000	0-0	.000	0	1	1	0.5	0	0	0	2	0	0	3	1.5
12	HUBBARD, Kaila	12-0	125	10.4	5-16	.313	2-5	.400	6-10	.600	5	10	15	1.3	13	0	5	7	0	0	18	1.5
Team											26	29	55					4				
Total.....		12	2425		310-714	.434	54-160	.338	117-155	.755	138	292	430	35.8	212	7	185	202	61	97	791	65.9
Opponents.....		12	2425		274-690	.397	57-172	.331	156-222	.703	150	283	433	36.1	184	-	127	206	43	101	761	63.4

TEAM STATISTICS	UGA	OPP	Date	Opponent	Score	Att.
SCORING	791	761	* 1/3/19	LSU	w 63-50	2506
Points per game	65.9	63.4	* 1/6/19	at Vanderbilt	w 71-64	2094
Scoring margin	+2.5	-	* 1/10/19	at #6 Miss State	L 71-80	6493
FIELD GOALS-ATT	310-714	274-690	* 1/13/19	#13 TENNESSEE	w 66-62	5867
Field goal pct	.434	.397	* 1/17/19	at Mizzou	L 35-61	4004
3 POINT FG-ATT	54-160	57-172	* 1/20/19	TEXAS A&M	L 66-76	4773
3-point FG pct	.338	.331	* 1/27/19	ALABAMA	L 53-58	4794
3-pt FG made per game	4.5	4.8	* 1/31/19	at Arkansas	w 80-72	1116
FREE THROWS-ATT	117-155	156-222	* 2/3/19	at Auburn	Lot 58-59	2170
Free throw pct	.755	.703	* 2/10/19	FLORIDA	w 93-58	5515
F-Throws made per game	9.8	13.0	* 2/14/19	at #11/14 South Carolina	L 57-65	11044
REBOUNDS	430	433	* 2/18/19	OLE MISS	w 78-56	3812
Rebounds per game	35.8	36.1	* - Conference game			
Rebounding margin	-0.2	-				
ASSISTS	185	127				
Assists per game	15.4	10.6				
TURNOVERS	202	206				
Turnovers per game	16.8	17.2				
Turnover margin	+0.3	-				
Assist/turnover ratio	0.9	0.6				
STEALS	97	101				
Steals per game	8.1	8.4				
BLOCKS	61	43				
Blocks per game	5.1	3.6				
ATTENDANCE	27267	26921				
Home games-Avg/Game	6-4544	6-4487				
Neutral site-Avg/Game	-	0-0				

Score by Periods	1st	2nd	3rd	4th	OT	Totals
Georgia	187	165	230	200	9	791
Opponents	170	195	180	206	10	761





2018-19 Georgia Basketball
Georgia Team Game-by-Game Comparison (as of Feb 19, 2019)
All games



Opponent	1st	2nd	Score	Mar	Total FG	FG Pct	3-Pointers	3FG Pct	Free Throws	FT Pct	Rebounds	Assist	T/Over	Block	Steal	Fouls
ST. BONAVENTURE	36/16	31/24	67-40	+27	27-67/12-55	.403/.218	4-19/2-15	.211/.133	9-17/14-21	.529/.667	53/37 +16	16/4	12/15	7/1	8/4	16/15
WINTHROP	41/19	44/20	85-39	+46	35-72/14-66	.486/.212	9-24/2-13	.375/.154	6-11/9-17	.545/.529	61/35 +26	27/3	20/19	10/1	12/11	19/16
UCLA	40/31	29/49	69-80	(11)	28-60/28-56	.467/.500	6-20/3-12	.300/.250	7-16/21-34	.438/.618	30/31 (1)	18/18	15/9	3/3	4/12	26/13
Georgia Tech	23/31	30/32	53-63	(10)	23-55/21-67	.418/.313	4-14/3-14	.286/.214	3-11/18-22	.273/.818	35/41 (6)	17/7	22/15	10/4	4/12	22/17
Morgan State	28/16	32/17	60-33	+27	27-57/14-57	.474/.246	2-13/2-18	.154/.111	4-9/3-6	.444/.500	46/32 +14	16/8	18/16	8/1	8/8	10/9
#7 Maryland	30/37	21/21	51-58	(7)	21-78/19-47	.269/.404	3-12/4-11	.250/.364	6-10/16-23	.600/.696	42/46 (4)	9/11	6/15	4/8	7/2	17/13
MERCER	35/30	32/30	67-60	+7	27-64/24-62	.422/.387	4-11/1-7	.364/.143	9-18/11-14	.500/.786	50/30 +20	13/8	18/11	7/1	10/6	15/11
CHARLESTON SOUTHERN	44/45	39/30	83-75	+8	30-61/26-53	.492/.491	4-17/10-19	.235/.526	19-24/13-16	.792/.813	32/31 +1	19/15	15/19	4/1	11/8	15/20
FURMAN	27/12	34/26	61-38	+23	23-67/11-46	.343/.239	2-10/1-16	.200/.063	13-19/15-17	.684/.882	51/32 +19	11/8	12/20	5/4	15/5	14/15
Villanova	23/31	33/31	56-62	(6)	23-53/23-52	.434/.442	1-8/9-21	.125/.429	9-15/7-7	.600/1000	34/29 +5	13/12	13/12	5/2	6/5	16/12
LIPSCOMB	41/25	36/20	77-45	+32	29-54/11-45	.537/.244	6-17/5-19	.353/.263	13-19/18-23	.684/.783	35/31 +4	19/5	19/25	8/0	6/9	20/16
GEORGIA SOUTHERN	34/19	47/19	81-38	+43	26-62/11-54	.419/.204	4-14/2-9	.286/.222	25-30/14-21	.833/.667	49/34 +15	16/8	17/23	11/2	12/8	16/20
PRESBYTERIAN	47/15	36/44	83-59	+24	33-60/20-59	.550/.339	7-17/9-21	.412/.429	10-18/10-13	.556/.769	44/30 +14	25/11	13/12	10/0	5/7	17/14
LSU	36/26	27/24	63-50	+13	25-51/22-53	.490/.415	6-10/2-14	.600/.143	7-9/4-7	.778/.571	33/26 +7	19/13	20/19	3/5	11/8	15/11
Vanderbilt	27/28	44/36	71-64	+7	23-57/25-52	.404/.481	6-11/2-8	.545/.250	19-23/12-22	.826/.545	33/31 +2	12/18	15/18	2/3	7/5	24/23
#6 Miss State	33/42	38/38	71-80	(9)	30-56/29-70	.536/.414	3-8/5-10	.375/.500	8-9/17-26	.889/.654	35/38 (3)	13/14	22/10	11/3	4/12	20/16
#13 TENNESSEE	24/36	42/26	66-62	+4	25-73/23-64	.342/.359	5-24/3-9	.208/.333	11-18/13-22	.611/.591	44/54 (10)	15/10	13/17	8/4	7/4	19/20
Mizzou	13/25	22/36	35-61	(26)	15-49/20-43	.306/.465	1-9/9-18	.111/.500	4-5/12-13	.800/.923	27/32 (5)	7/15	20/18	4/2	6/8	16/11
TEXAS A&M	28/36	38/40	66-76	(10)	27-62/26-65	.435/.400	5-20/6-14	.250/.429	7-9/18-25	.778/.720	31/47 (16)	18/8	13/13	4/5	6/7	17/12
ALABAMA	21/30	32/28	53-58	(5)	18-62/24-57	.290/.421	2-11/4-11	.182/.364	15-18/6-10	.833/.600	39/43 (4)	9/10	18/26	7/4	14/11	16/15
Arkansas	38/43	42/29	80-72	+8	31-62/24-64	.500/.375	7-11/7-27	.636/.259	11-15/17-18	.733/.944	44/28 +16	19/11	22/13	4/5	8/14	15/18
Auburn	22/19	27/30	58-59	(1)	23-50/20-66	.460/.303	8-22/1-10	.364/.100	4-8/18-25	.500/.720	36/37 (1)	17/4	28/17	7/1	7/21	18/11
FLORIDA	44/27	49/31	93-58	+35	39-67/18-51	.582/.353	4-13/11-26	.308/.423	11-14/11-18	.786/.611	42/25 +17	26/9	9/18	5/1	9/4	18/15
#11/14 South Carolina	25/29	32/36	57-65	(8)	23-59/21-51	.390/.412	2-10/2-9	.200/.222	9-11/21-26	.818/.808	26/40 (14)	7/10	13/20	4/7	10/6	21/14
OLE MISS	41/24	37/32	78-56	+22	31-66/22-54	.470/.407	5-11/5-16	.455/.313	11-16/7-10	.688/.700	40/32 +8	23/5	9/17	2/3	8/1	13/18

Note: Game totals are displayed in the format TEAM/OPPONENT for each category

