

RAZORBACKS

Softball

2019 SCHEDULE/RESULTS

OVERALL: 8-1 | SEC: 0-0

H: 0-0 | A: 1-0 | N: 7-1

DATE	OPPONENT	TIME/RESULT
F8	Campbell!	W, 7-3
F8	at McNeese (RV)!	Cox Sports W, 6-0
F9	Samford!	Cox Sports W, 6-1
F9	Lipscomb!	Cox Sports W, 5-0
F10	Campbell!	W, 8-0 (6)
F14	North Dakota State #	FloSoftball W, 7-6
F14	#5 Washington #	FloSoftball L, 3-2
F15	Northern Colorado #	FloSoftball W, 11-0
F16	Sacramento State #	FloSoftball W, 8-2
F21	vs SEMO%	SECN+ 5:00 PM
F22	vs SIU-E%	7:00 PM
F22	vs SEMO%	4:45 PM
F23	vs Drake (RV)%	2:30 PM
F23	vs SIU-E%	4:45 PM
F24	vs IUPUI%	12:15 PM
F28	Omaha^	6:00 PM
M1	Omaha^	4:45 PM
M1	Nevada^	7:00 PM
M2	Northwestern State^	4:45 PM
M2	Boston University^	7:00 PM
M3	Boston University^	12:15 PM
M6	at Missouri State	5:00 PM
M9	at Ole Miss*	SECN+ 4:00 PM
M10	at Ole Miss*	SEC Network 5:00 PM
M11	at Ole Miss*	SEC Network 6:00 PM
M13	vs Tulsa (RV)	SECN+ 6:00 PM
M15	vs T9 South Carolina*	SECN+ 6:00 PM
M16	vs T9 South Carolina*	1:00 PM
M17	vs T9 South Carolina*	SECN+ 1:00 PM
M22	at #8 Tennessee*	ESPNU 3:00 PM
M23	at #8 Tennessee*	SEC Network 5:00 PM
M24	at #8 Tennessee*	ESPNU 11:00 AM
M26	at UT-Arlington (DH)	11:30 AM
M29	vs #13 Kentucky*	SECN+ 6:00 PM
M30	vs #13 Kentucky*	SECN+ 1:00 PM
M31	vs #13 Kentucky*	SECN+ 1:00 PM
A5	at #5 Florida*	SECN+ 5:00 PM
A6	at #5 Florida*	SEC Network 5:00 PM
A7	at #5 Florida*	ESPN2 NOON
A10	vs Wichita State (RV) (DH)	SECN+ 4:00 PM
A13	vs Furman (DH)	SECN+ 1:00 PM
A14	vs Furman	SECN+ NOON
A16	vs UAPB	SECN+ 6:00 PM
A18	vs #11 LSU*	SECN+ 6:00 PM
A19	vs #11 LSU*	SECN+ 6:00 PM
A20	vs #11 LSU*	ESPNU 1:00 PM
A27	at #20 Texas A&M*	SEC Network 8:00 PM
A28	at #20 Texas A&M*	SEC Network 7:00 PM
A29	at #20 Texas A&M*	SEC Network 6:00 PM
M3	vs #17 Auburn*	SECN+ 6:00 PM
M4	vs #17 Auburn*	5:00 PM
M5	vs #17 Auburn*	SECN+ 1:00 PM
M8	SEC Tournament\$	
M17	NCAA Regionals@	
M23	NCAA Super Regionals@	
M30	NCAA Women's College World Series	

! Cowgirl Classic | #Puerto Vallarta Challenge | %Razorback Invitational
 ^ Woo Pig Classic | * SEC games | \$ SEC Tournament | @ NCAA Tournament

Home games played at Bogle Park | Times central/subject to change

ARKANSAS®

RAZORBACK INVITATIONAL | FEBRUARY 21-24



THURSDAY (2/21)

Southeast Missouri State at 5:00 p.m.

FRIDAY (2/22)

Southeast Missouri State at 4:45 p.m.

SIU-Edwardsville at 7:00 p.m.

SATURDAY (2/23)

Drake at 2:30 p.m.

SIU-Edwardsville at 4:45 p.m.

SUNDAY (2/24)

IUPUI at 12:30 p.m.

BROADCAST INFORMATION

TV: SECN+ (Thursday Only)

Live Stats: ArkansasRazorbacks.com

NEXT OPPONENT

Woo Pig Invitational

February 21-24 | Fayetteville, Arkansas
 Omaha, Nevada, Northwestern State, Boston University

WHERE CAN I FIND...

Quick Facts/Roster	2
Milestone Watch/What Happens When...	3
Bogle Park/The SEC	4
Head Coach Courtney Deifel	5
Statistics & Starters	6-10
The Hitters & Pitchers	11-14
TV/Headshot Roster	15



FIRST LOOK | HEAD TO HEAD

	Arkansas	SEMO	SIUE
BA	.328	.333	.284
Runs	6.7	6.4	4.0
HR	7	10	2
BB	24	32	4
SB	9-9	17-19	12-15
Fld%	.938	.951	.985
ERA	0.83	4.80	2.80
K	63	60	36

	Drake	IUPUI
BA	.266	.260
Runs	5.1	3.0
HR	5	2
BB	48	23
SB	14-18	7-11
Fld%	.972	.961
ERA	3.09	8.00
K	78	24

THE WEEK 1 --> WEEK 2 UPGRADE

The Hogs closed out week one with a .290 average at the plate, tallying 38 hits on 32 runs and gave up 21 strike outs. With slight changes, the team regrouped and in week two batted .371 (+.081), recorded 43 hits (+5), rattled off 14 multi-base hits (+2) and gave up only 15 Ks (-6).

HOLDING STEADY GROUND

The Razorbacks remained at #12 in the USA Today/NFCA Polls in Week 2, holding strong at #12 in the Softball America poll as well. The Hogs did drop from #11 to #12 in the ESPN.com/USA Softball poll.

BACK IN BOGLE

Arkansas returns to Bogle Park for the first time since hosting the Fayetteville Regional, 275 days ago. In 2018, the Razorbacks were 27-2 at home, winning every series and dropping one game to Missouri (Mar. 24) and Alabama (Apr. 13). Since her arrival in Fayetteville, Coach Deifel is 47-28 in Bogle Park.

STORMS AND HAFF: THE ONE-TWO PUNCH

With Storms and Haff working for the Hogs, Arkansas is fifth in the nation and first in the SEC in team ERA (.83). Arkansas is only one of two teams in the SEC with an ERA less than 1.00. The power duo has combined to pitch the most innings by two pitchers from the same team in the SEC (59.1)- they also have the most wins by two pitchers from the same team (8).

MULTI-HIT MONSTERS

Through nine games, 11 different Razorbacks have recorded multi-hit games. Five Hogs have recorded ten plus multi-hit games in their careers: Ashley Diaz, Hannah McEwen, Haydi Bugarin, Kayla Green and Katie Warrick. Diaz has accumulated 41 multi-hit games in the cardinal and white.

MEXICAN ROUNDUP

Arkansas made its first trip out of the country this past weekend, visiting beautiful Mexico for the Puerto Vallarta College Challenge. The Razorbacks claimed wins over North Dakota State, Northern Colorado and Sacramento State, while dropping a 3-2 heartbreaker to #5 Washington.

Puerto Vallarta All Tournament Selections

Cali-girls Autumn Storms and Kayla Green were both selected to the PV College Challenge All-Tournament team. Green finished with a .556 average at the plate, an improvement of over .350 points since a .200 average in week one. She tallied five hits while hitting three RBI and scoring two runs. Green also knocked out her first home run of the season against UNC. Storms appeared in three games for the Hogs, allowing not a single earned run and recording a save in Arkansas's win over Sacramento State. Against UNC, Storms secured an 11-0 run-rule win with only 47 pitches.

2018 TEAM QUICK FACTS**TEAM INFORMATION**

2018 Overall Record	47–12
2018 SEC Record	12–12
NCAA Postseason	Normal Super Regional
SEC Finish	7th
Home Record	27–2
Away Record	4–13
Neutral Record	11–2
Letterwinners Returning/Lost	14/7
Starters Returning/Lost	9/5
Newcomers	9

COACHING STAFF

Head Coach	Courtney Deifel (Third Season)
Record at Arkansas	90–80 (.529)
Career Record	117–107 (.522)
Assistant Coach	Yolanda McRae (Fourth Season)
Assistant Coach	Matt Meuchel (Third Season)
Volunteer Assistant	Shana Easley (First Season)
Director of Operations	Paige Williams (Fourth Season)

TEAM HISTORY

First Year of Program	1997
All-Time Record	613–714–1 (.465)
All-Time SEC Record	199–403 (.330)
SEC Championships/Last	None
NCAA Appearances/Last	Eight/2018
Highest Preseason Rank	12/14 (2018)
Highest Preseason SEC	5th (2018)
Highest In–Season Rank	10/12(Wk 1)

UNIVERSITY INFORMATION

Location	Fayetteville, Ark.
Founded	March 27, 1871
Enrollment	27,558
Nickname	Razorbacks
School Colors	Cardinal and White
Affiliation	NCAA Division I
Conference	Southeastern (SEC)
Chancellor	Dr. Joseph E. Steinmetz
Vice Chancellor/Director of Athletics	Hunter Yurachek
Faculty Athletic Representative	Gerald Jordan
University Website	www.uark.edu
Athletics Website	ArkansasRazorbacks.com

COMMUNICATIONS

Asst AD for Communications	Kyle Parkinson
Associate Director	Jeri Thorpe
Associate Director	Mike Cawood
Assistant Director (SB Contact)	Jessica Roberson
Email	JR098@uark.edu
Office#	479–555–7089
Cell#	479–200–2432
Assistant Director	Michael Minshew
Assistant Director	Jeff Smith
Assistant Director	John Thomas
Intern	Devan Lawson
Intern	Jordan Manning
Digital Strategist	Taylor McGillis
Graphic Designer	Trent Daniel
Assistant Graphic Designer	AJ Enloe
Secretary	Mary Lynn Gibson

Mailing Address
Razorback Communications
PO Box 7777
Fayetteville, AR 72702–7777

Overnight Address
Razorback Communications
1240 W. Leroy Pond Dr.
Fayetteville, AR 72701



#	NAME	POSITION	B/T	CLASS	HEIGHT	PREVIOUS	HOMETOWN
00	Carley Haizlip	OF	L/R	Senior	5-8	Midlothian	Midlothian, Texas
1	Maggie Hicks	INF/OF	R/R	Freshman	5-5	Sheridan HS	East End, Ark.
2	Valerie Ventura	INF	R/R	Freshman	5-6	Rio Mesa HS	Oxnard, Calif.
3	Larissa Cesena	OF	R/R	Freshman	5-7	Martin Luther King HS	Riverside, Calif.
4	Mary Haff	RHP	R/R	Sophomore	5-10	Lake Region HS	Winter Haven, Fla.
5	Ryan Jackson	OF	R/R	Junior	5-6	Bethune-Cookman	Chino Hills, Calif.
7	Sydney Parr	OF	L/R	Junior	5-7	North Little Rock	North Little Rock, Ark.
9	Autumn Storms	RHP	R/R	Junior	5-10	Great Oak HS	Temecula, Calif.
10	Haydi Bugarin	INF/OF	R/R	Senior	5-3	East Central HS	San Antonio, Texas
11	Taylor Greene	C	R/R	Freshman	5-2	Cambridge HS	Milton, Ga.
13	Kayla Green	C	R/R	Sophomore	5-9	Great Oak HS	Temecula, Calif.
16	Keely Edwards	INF	R/R	Junior	5-6	Harrisburg	Harrisburg, Ark.
18	Ashley Diaz	INF	R/R	Senior	5-10	South El Monte	South El Monte, Calif.
21	Lauren Graves	RHP	R/R	Junior	5-8	Maryland	White Hall, Ark.
22	Linnie Malkin	INF	R/R	Sophomore	5-11	Broomfield	Broomfield, Colo.
23	Hannah McEwen	OF	L/R	Sophomore	5-7	Patrick Henry HS	San Diego, Calif.
24	Nicole Duncan	C	R/R	Sophomore	5-7	Centralia	Centralia, Mo.
25	Braxton Burnside	INF	R/R	Junior	5-6	Missouri	Paragould, Ark.
41	Danielle Gibson	INF	R/R	Sophomore	6-0	Arizona State	Murrieta, Calif.
28	Sydney Benz	INF	R/R	Senior	5-5	Louisville	Carol Stream, Ill.
42	Sam Torres	OF	L/L	Freshman	5-2	Chaparral HS	Temecula, Calif.
55	Katie Warrick	INF/RHP	R/R	Senior	6-0	UT Martin	Chapel Hill, Tenn.
66	Aly Manzo	INF	L/R	Junior	5-7	Roseville	Roseville, Calif.

COACHING/SUPPORT STAFF

Head Coach	Courtney Deifel (Fourth Season)
Assistant Coach	Yolanda McRae (Fourth Season)
Assistant Coach	Matt Meuchel (Third Season)
Volunteer Assistant	Shana Easley (First Season)
Director of Operations	Paige Williams (Fourth Season)

**PRONUNCIATION GUIDE**

Carley Haizlip	HAZE-lip
Larissa Cesena	Suh-SANE-ya
Haydi Bugarin	HY-dee BOO-gair-in
Linnie Malkin	Mall-kin
Hannah McEwen	Muh-CUE-in

Courtney Deifel	DIE-ful
Matt Meuchel	Michael

USA TODAY/NFCA TOP 25

(Week 2)			
#	Team	2019 Record	Last Week
1	Florida State (29)	11-0	1
2	UCLA (2)	9-0	2
3	Florida	11-0	4
4	Oklahoma	9-1	3
5	Washington (1)	8-1	5
6	Alabama	10-0	7
7	Tennessee	8-2	6
8	Georgia	9-1	10
9	LSU	9-2	18
10	Louisiana	11-0	13
11	Texas	7-1	11
12	Arkansas	8-1	12
13	Arizona State	8-2	14
14	Arizona	6-4	9
15	South Carolina	7-2	15
16	Kentucky	6-5	18
17	Oregon	7-2	19
18	James Madison	3-2	13
19	Indiana	9-0	24
20	Oklahoma State	7-3	20
21	Baylor	7-4	16
22	Auburn	7-3	21
23	Texas Tech	10-0	RV
24	Minnesota	4-3	RV
25	Illinois	7-2	RV

Receiving Votes: Michigan (44), Texas A&M (44), Oregon State (35), Mississippi State (26), Louisiana Tech (23), North Carolina (23), Notre Dame (12), Northwestern (10), Ohio State (10).

ESPN.COM/USA SOFTBALL TOP 25

(Week 2)			
#	Team	2019 Record	PVS
1	Florida State (12)	11-0	2
2	UCLA (8)	9-0	1
3	Florida	11-0	4
4	Oklahoma	9-1	3
5	Washington (1)	8-1	5
6	Alabama	10-0	8
7	LSU	9-2	7
8	Tennessee	8-2	6
9	Georgia	9-1	9
10	Texas	7-1	12
11	Louisiana	11-0	13
12	Arkansas	8-1	11
13	Arizona	6-4	9
14	South Carolina	7-2	14
15	Arizona State	8-2	16
16	Oklahoma State	7-3	17
17	Oregon	7-2	22
18	James Madison	3-2	25
19	Indiana	9-0	NR
20	Kentucky	6-5	21
21	Auburn	7-3	10
22	Baylor	7-4	18
23	Texas A&M	8-3	19
24	Illinois	7-2	NR
25	Texas Tech	10-0	NR

Dropped Out: No. 15 Michigan; No. 23 Ohio State; No. 24 Notre Dame

Others Receiving Votes: Virginia Tech; Michigan; Oregon State; North Carolina; Northwestern; Ole Miss; Texas State; Mississippi State; Ohio State; Minnesota; Wisconsin; Cal State Fullerton; Notre Dame; Coastal Carolina; Missouri; New Mexico; California; Nebraska

MILESTONE WATCH

RECORD TO REACH	CUR.	REC.	NEEDS
Ashley Diaz SR INF			
Career HRs (No.6)	21	22	+1
Career RBI (No.8)	100	102	+2
DBL Plays Turned (No.2)	32	34	+2
Putouts (No.6)	1114	1123	+9
Sacrifice Flies (No.3)	6	7	+1
Autumn Storms JR RHP			
Career Wins (No.6)	31	33	+2
Career SOs (No.10)	236	270	+34
Career Saves (No.4)	5	7	+2
Games Started (No.6)	64	79	+15
Mary Haff SO RHP			
Career Wins (No.5)	34	36	+2
Career SOs (No.7)	285	313	+28
Career Shutouts (No.3)	14	16	+2

Career Multi-Hit Games

Ashley Diaz.....	41
Hannah McEwen	19
Katie Warrick	14
Haydi Bugarin	10
Kayla Green	11
Aly Manzo	4
Sydney Parr	5
Linnie Malkin.....	3
Danielle Gibson	3
Maggie Hicks	1
Nicole Duncan.....	1
Ryan Jackson.....	1

Career Multi-RBI Games

Ashley Diaz.....	27
Hannah McEwen	14
Katie Warrick	10
Kayla Green	7
Haydi Bugarin	6
Linnie Malkin.....	1
Aly Manzo	1
Sydney Parr	2
Maggie Hicks.....	2
Danielle Gibson	1
Sydney Benz	1

WHAT HAPPENS WHEN

OVERALL	0-0
SEC	0-0
HOME	0-0
AWAY	2-0
NEUTRAL	6-1
VS RANKED OPPONENTS	0-1

GAME LENGTH

FIVE INNINGS	1-0
SIX INNINGS	1-0
SEVEN INNINGS	6-1
EXTRA INNINGS	0-0

SITUATION

DAY GAME (BEFORE 6PM)	7-0
NIGHT GAME (6PM OR LATER)	1-1
ARKANSAS SCORES FIRST	8-1
OPPONENT SCORES FIRST	0-0
ARKANSAS SCORES IN FIRST INN.	4-0
OPPONENT SCORES IN FIRST INN.	0-0
VS RHP	7-1
VS LHP	1-0
ONE-RUN GAME	1-1
TWO-RUN GAME	0-0
5+ RUN GAME	4-0
LEADING AFTER SIX INNINGS	6-1
TRAILING AFTER SIX INNINGS	0-0
TIED AFTER SIX INNINGS	0-0

STATISTICS

SCORES 0-2 RUNS	0-1
SCORES 3-5 RUNS	1-0
SCORES 6-9 RUNS	6-0
SCORES 10+ RUNS	1-0
OPP. SCORES 0-2 RUNS	4-0
OPP. SCORES 3-5 RUNS	1-1
OPP. SCORES 6-9 RUNS	0-0
OPP. SCORES 10+ RUNS	0-0
MORE HITS THAN OPPONENT	6-1
FEWER HITS THAN OPPONENT	0-0
HITS ARE TIED	2-0
MADE NO ERRORS	3-0
MADE ONE ERROR	2-0
MADE 2+ ERRORS	3-1

BY DAY

SUNDAY	1-0
MONDAY	0-0
TUESDAY	0-0
WEDNESDAY	0-0
THURSDAY	1-1
FRIDAY	3-0
SATURDAY	3-0

BY MONTH

FEBRUARY	8-1
MARCH	0-0
APRIL	0-0
MAY	0-0



HOME ATTENDANCE TOP 10**OVERALL**

#	Draw	Opponent	Date
1	3,448	Ole Miss	4-28-2018
2	2,756	Missouri	3-24-2018
3	2,142	Wichita State	5-20-2018
4	2,023	Georgia	5-6-2017
5	2,011	Wichita State	5-19-2018
6	1,985	DePaul	5-18-2018
7	1,544	#14 Tennessee	3-18-2017
8	1,531	#9 Oklahoma	4-20-2016
9	1,401	Ole Miss	4-29-2018
10	1,276	#5 Texas A&M	4-15-2017

HOME OPENER

#	Draw	Opponent	Date
1	961	Drake	2-27-2016
2	833*	Oklahoma	2-2-2001
3	715	#19 La.-Lafayette	3-5-2010
4	604	#24 Auburn	3-11-2011
5	518*	Oregon	2-23-2002
6	510	Ball State	2-27-2009
7	505	Nebraska	3-3-2017
8	401	Butler	2-13-2014
9	373	Tennessee State	2-24-2012
10	372	Tulsa	3-10-2015

* - at Lady Back Yard

2019 SEC STANDINGS/SCHEDULE

Team	SEC	Overall	Streak
#3 Florida		11-0	W11
#6 Alabama		10-0	W10
#8 Georgia		9-1	W5
#12 ARKANSAS		8-1	W2
#9 LSU		9-2	L1
#7 Tennessee		8-2	L1
NA Missouri		8-2	W6
#15 South Carolina		7-2	W4
RV Texas A&M		8-3	L1
#22 Auburn		7-3	W2
RV Mississippi State		6-3	W2
NA Ole Miss		6-3	L2
#16 Kentucky		6-5	W2

2019 SEC PLAYERS OF THE WEEK**WEEK ONE**

Player: Kaylee Tow, Alabama
 Pitcher: Kelly Barnhill, Florida
 Freshman: Shelby Wickersham, LSU

WEEK TWO

Player: Cayla Drotar, South Carolina
 Pitcher: Kelly Barnhill, Florida
 Freshman: Montana Fouts, Alabama

2019 SEC TOURNAMENT

May 8-11, 2019

Davis Diamond - College Station, Texas

YEAR	CHAMPION
2018	Florida Gators
2017	Ole Miss Rebels
2016	Auburn Tigers
2015	Auburn Tigers



As part of their 2019 schedule, the Razorbacks are set to play 32 home games at Bogle Park and will face 18 teams overall that played in last year's NCAA Tournament, including nine that advanced to the Super Regionals.

MAKING HISTORY... OVER AND OVER AGAIN

The Razorbacks made history in 2018 when they hosted an NCAA Regional and went on to earn the program's first trip to an NCAA Super Regional. Now, as they prepare for the 2019 season, the historical firsts keep rolling in, which include a preseason prediction of a fifth-place finish in the SEC. Arkansas also earned a program-best rank by USA Today/NFCA Coaches Poll and ESPN/USA Softball, where they were ranked 12th and 14th respectively.

THE MICHAEL JORDAN OF SEASON OPENERS

Friday (Feb. 8) marked the beginning of the 23rd season of Razorback softball. Overall, the program is 11-12 in season opening games. Arkansas has never hosted a season-opener, and has only played two in the Pelican State, going 1-1 in those games. Since her arrival in Fayetteville, Deifel is 3-1 in season openers, dropping the 2016 season-opener to Texas (4-1).

MARY HAFF, BACK IN ACTION

The Winter Haven, Fla. native posted a 29-7 record on a 1.51 ERA last season as a freshman. She was named to the All-SEC Second Team and All-SEC freshman team following last season; in addition to being named a Schutt Sports/NFCA Division I National Freshman of the Year Top-Three Finalist. --- Flash forward to 2019, and Haff has found herself among the best in the nation, named to the top-50 watch list for the USA Softball Collegiate Player of the Year.

FOUR RAZORBACKS LAND IN TOP 100

Sophomores Mary Haff (18), Hannah McEwen (40) and Danielle Gibson (62) and junior Ryan Jackson (99) have all been named to Softball America's Top 100 Player Rankings. While 2019 marks the first year in cardinal and white for Gibson and Jackson, Haff and McEwen will be building off of two outstanding freshman campaigns. McEwen led the Razorbacks last year, yielding a .339 average at the plate and 57 RBI.

UNFAMILIAR GROUND

The Cowgirl Classic marked just the second time in head coach Deifel's Arkansas career that the Razorbacks have been in Louisiana. Arkansas dropped its 2018 series to LSU in Baton Rouge. The Hogs 5-0 record in the tournament sets Deifel at 5-3 overall in the state of Louisiana.





Courtney Deifel became the fourth head coach in program history when she was hired June 11, 2015. In two seasons at Arkansas, she has orchestrated the Razorbacks' return to postseason play, capping the 2017 campaign by earning a spot in the SEC Tournament and selection to the NCAA Tournament.

In her third season, Arkansas wrapped up the year with a 42-17 record, the third most wins in program history; and the highest number since 2000. The team earned the program's first-ever NCAA national seed and hosted the Fayetteville Regional on its way to securing a spot in this weekend's Norman Super Regional. For their efforts, the coaching staff earned 2018 NFCA Division I South Region Staff of the Year. The team also finished 17th in the final NCAA RPI.

Two seasons removed from a one-win conference tally, the Razorbacks posted a 12-12 record in SEC and earned a No. 7 seed into the SEC Tournament where the team made a run to the semifinals for the first time since 2001. The Razorbacks finished the season with a 27-2 record on their home field, established a new program record for home wins in a single season. Part of Arkansas' home triumphs included the program's first three-game sweep of a ranked team (No. 20 Mississippi State) and its first-ever series win over Alabama.

In her second season in Fayetteville, Deifel guided Arkansas to a 31-24 record which marked a 17-win improvement from the previous season, marking the largest increase in the country among Power 5 programs. The Razorbacks also tallied seven wins in SEC play, equaling the combined total from the previous three seasons. In recognition of the team's performance, Deifel was named the 2017 D1SoftballNews Coach of the Year.

From year one to two under Deifel, Arkansas' pitching staff lowered its combined ERA by more than four runs (6.98 to 2.82) and added more than 20 points to its batting average (.260 to .284). The Razorbacks also led the SEC and tied for 17th in the NCAA with 59 home runs. During the year, Arkansas earned its first national ranking since 2013 when it was slotted at No. 24 in the March 7 release ESPN/USA Softball poll.

Individually, Deifel saw two Razorbacks earn NFCA All-South Region accolades with Nicole Schroeder and Autumn Storms earning second-team and third-team honors, respectively. Storms was also named to the SEC All-Freshman Team while A.J. Belans was voted to the All-SEC Second Team. Schroeder went on to be drafted by the Akron Racers as the program's second NPF selection.

Deifel's first win over a ranked team at Arkansas came during the 2016 season when the Razorbacks knocked off No. 23 Nebraska, 11-10, during the Easton Tournament in Fullerton, Calif.; the team added five ranked wins in 2017. The 2016 campaign also saw newcomer Ashley Diaz make an immediate impact as a member of the NFCA All-South Region Second Team. She also appeared on the NFCA National Freshman of the Year Top 25 Watch List.

During her playing and coaching careers prior to coming to Arkansas, Deifel advanced to 11 NCAA Tournaments including a four-year run to the Women's College World Series (WCWS) as an All-American catcher at California that was highlighted by winning the 2002 national title. The Bears also finished second (2003), fifth (2001) and seventh (2000) at the WCWS over her four-year run. Her postseason successes also featured a pair of Super Regionals as a graduate assistant at Oklahoma and five NCAA Regionals as an assistant at Maryland and Louisville.

As a first-year head coach, Deifel ushered in a culture of change for Maryland in 2015. Along with the program's 16-game improvement from the previous season, the Terrapins' offense show tremendous growth. Maryland finished 27th in the NCAA with 6.28 runs per game behind 339 runs scored, up more than 150 runs from 2014. Deifel also led her team to a .309 batting average, a 40-point jump from 2014 which also ranked 57th in the NCAA.

Individually, Deifel guided three players to all-conference accolades and a pair of NFCA all-region honors. Lindsey Schmeister was an All-Big Ten first team performer while Shannon Bustillos and Erin Pronobis landed on the All-Big Ten second team. Probonis and Corey Schwartz were also named to the NFCA All-Midwest Region Third Team. Under Deifel's watch, the trio helped Maryland to single-season school records in doubles, home runs, RBI and walks.

Prior to taking the head job at Maryland, Deifel spent four seasons as an assistant coach at Louisville in which she helped the Cardinals to four NCAA appearances, the 2014 American Athletic Conference Tournament title and an overall record of 176-60 (.746). Louisville averaged 44 wins in that time with a program-record 55 wins in 2012. Her student-athletes at Louisville racked up four NFCA All-America certificates and 29 all-conference selections.

Deifel played in 285 games in her career at California, missing just three games behind the plate over her four years. As a four-year starter behind the plate, she was a 2003 All-American, two-time All-Pac 10 selection and caught seven no-hitters. She is still the program's career leader with 1,969 putouts.

Aside from her accomplishments in collegiate softball, Deifel had a successful professional career following her days at Cal. In 2004, she helped the NY/NJ Juggernaut to the National Professional Fastpitch (NPF) league title. Deifel also spent three years with LeoPalac21 in Japan that resulted in a runner-up showing and a pair of third-place finishes.

Deifel and husband Joe are the parents to two sons, Trip and Walt. The family resides in Fayetteville.

DEIFEL YEAR-BY-YEAR

Year	School	Overall	Conf.	Postseason
2015	Maryland	27-27	9-14	--
2016	Arkansas	17-39	1-23	--
2017	Arkansas	31-24	7-17	NCAA Regional
2018	Arkansas	42-17	12-12	Super Regional
2019	Arkansas	8-1	0-0	--
4 seasons		125-108	29-68	1 appearance

At Arkansas (2016-pres.): 98-81 (.547)

At Maryland (2015): 27-27 (.500)

2019 AWARDS & HONORS

Mary Haff

Preseason All-SEC

Top-50 watch list for the USA Softball Collegiate Player of the Year
Ranked 18th on Softball America's Top 100 Preseason Ranking

Autumn Storms

Puerto Vallarta College Challenge All-Tournament Team

Kayla Green

Puerto Vallarta College Challenge All-Tournament Team



THE LAST TIME...

ARKANSAS – TEAM

Defeated a ranked opponent	def. #8 Georgia, 8–3 (May 10, 2018)
Defeated a Top 10 ranked opponent	def. #8 Georgia, 8–3 (May 10, 2018)
Highest ranked team defeated	def. #1 Cal, 3–2 (May 19, 2012)
Won 10 or more consecutive games	11 (Feb. 25– Mar. 7, 2017)
Longest conference win streak	9 (April 28– May 11, 2000)
Won 5 or more consecutive conference home games	5 (Mar. 11 – 18, 2009)
Won 5 or more consecutive road games	6 (Feb. 8–14, 2019)
Won in Extra Innings	4–2 (10) at #11/13 Auburn (April 21, 2018)
Lost in Extra Innings	1–0 (9) at #11 Georgia (Mar. 12, 2018)
Played 10	(10) W 4–2 at #11/13 Auburn (April 21, 2018)
Played 11 Innings	(11) W 4–1 at #8 Missouri (April 13, 2013)
Played 12 Innings	(12) W 4–3 at #19 South Carolina (April 15, 2013)
Played 13 Innings	(13) L 9–8 at UCSB (Feb. 27, 1998)
Played 14 or more Innings	(19) L 12–7 vs Alabama (Mar. 21, 1999)
Lost 5 or more consecutive games	5 (May 6–20, 2017)
Lost 5 or more consecutive conference games	6 (Mar. 24–April 2, 2017)
Scored 10 or more runs in a game	11 vs Northern Colorado (Feb. 15, 2019)
Scored 10 or more runs in three straight games	UNT Invitational (Feb. 11–12, 2017)
Scored 15 or more runs in a game	15 vs. Marist (Feb. 23, 2018)
Shut out back-to-back opponents	Libscomp/Campbell (Feb. 9–10, 2019)
Shut out three straight opponents	UNT Invitational (Feb. 11–12, 2017)
Was shutout (extra-inning game)	1–0 (9) at #11 Georgia (Mar. 12, 2018)
Was Shutout (7-inning game)	9–0 at #4 Oklahoma (May 26, 2018)
Was Shutout (5-inning game)	8–0 (5) at #11 Georgia (Mar. 10, 2018)
Was Shutout In Fayetteville	3–0 vs Missouri (Mar. 24, 2019)
Was No-Hit	at #1 Florida (May 16, 2016)
Was No-Hit By SEC Opponent	at #1 Florida (May 16, 2016)
Was No-Hit In Fayetteville	vs #9 Georgia (May 3, 2009)
Swept a three-game conference series	vs Ole Miss (April 28–30, 2018)
Swept four or more conference series	Ole Miss, Kentucky, Tennessee, SC (2000)
Swept a three-game home conference series	vs Ole Miss (April 28–30, 2018)
Swept a three-game road conference series	at Mississippi State (Mar.17–18, 2009)
Swept a non-conference DH	at Saint Louis (April 10, 2018)
Run ruled an opponent	11–0 (5 inn.) vs. Northern Colorado (Feb. 15, 2018)

2019 TEAM HIGHS

At bats	34	vs Sacramento State	2/16
Runs scored	11	vs Northern Colorado	2/15
Hits	15	vs Northern Colorado	2/15
RBI	11	vs Northern Colorado	2/15
Doubles	6	vs Northern Colorado	2/15
Triples	1	vs Campbell	2/8
Home runs	2	at McNeese	2/8
Walks	5	vs Lipscomb	2/9
Strikeouts	8	vs Campbell	2/10
Sac hits	1	vs Lipscomb	2/9
Sac flies	2	vs Northern Colorado	2/15
Stolen bases	4	vs Sacramento State	2/16
Hit by pitch	3	vs North Dakota State	2/14
Runners LOB	13	vs Washington	2/14
Putouts	21	Six Times	
Assists	14	vs Samford	2/9
Errors	6	vs Campbell	2/8
Passed Balls	0		
DPs turned	1	Three Times	
Innings	7.0	Six Times	
Runs allowed	6	vs North Dakota State	2/14
Earned allowed	2	Three Times	
Walks allowed	2	vs Sacramento State	2/16
Strikeouts	13	vs Campbell	2/10
Hits allowed	8	vs Washington	2/14
Doubles allowed	2	vs Samford	2/9
Triples allowed	0		
HRs allowed	0		
Wild pitches	1	Three Times	
Hit batters	3	at McNeese	2/8

Season Statistics (Overall)

Team Game-by-Game for Arkansas (as of Feb 19, 2019) Batting (All games)

Date	Opponent	ab	r	h	rbi	2b	3b	hr	tb	bb	ibb	sb	cs	hbp	sac	sf	gdp	k	po	a	e	lob	avg
Feb 08	vs Campbell	29	7	7	5	2	1	0	11	5	0	1	0	1	0	1	0	5	21	14	6	8	.241
Feb 08	at McNeese	30	6	9	6	2	0	2	17	1	0	0	0	1	0	0	0	3	21	3	1	5	.271
Feb 09	vs Samford	24	6	7	6	1	0	1	11	3	0	1	0	2	1	0	0	3	21	14	2	6	.277
Feb 09	vs Lipscomb	22	5	6	5	2	0	0	8	5	0	0	0	1	1	0	0	2	21	4	0	6	.276
Feb 10	vs Campbell	26	8	9	8	0	0	1	12	2	0	2	0	1	0	1	0	8	18	0	0	5	.290
Feb 14	vs North Dakota State	27	7	9	6	1	0	1	13	4	0	0	0	3	0	1	0	3	21	11	4	9	.297
Feb 14	vs Washington	33	2	10	2	2	0	0	12	2	0	0	0	1	0	0	0	5	19	4	2	13	.298
Feb 15	vs Northern Colorado	22	11	15	11	6	0	1	24	0	0	1	0	2	0	2	0	0	15	6	0	3	.338
Feb 16	vs Sacramento State	34	8	9	5	2	0	1	14	2	0	4	0	1	0	0	0	7	21	6	1	8	.328
Totals		247	60	81	54	18	1	7	122	24	0	9	0	13	2	5	0	36	178	62	16	63	.328

Overall Statistics for Arkansas (as of Feb 19, 2019) (All games Sorted by Batting avg)

Record: 8-1 Home: 0-0 Away: 1-0 Neutral: 7-1 : 0-0

Player	avg	gp-gs	ab	r	h	2b	3b	hr	rbi	tb	slg%	bb	hp	so	gdp	ob%	sf	sh	sb-att	po	a	e	fld%
Hicks,Maggie	.435	9-9	23	8	10	0	0	1	8	13	.565	2	1	4	0	.481	1	0	2-2	14	15	1	.967
Warrick,Kati	.393	9-9	28	6	11	3	0	2	7	20	.714	3	0	2	0	.424	2	0	1-1	7	0	1	.875
Gibson,Danie	.375	9-9	32	7	12	4	1	1	6	21	.656	2	1	3	0	.429	0	0	0-0	11	7	2	.900
Malkin,Linni	.375	5-3	8	1	3	1	0	0	2	4	.500	2	1	2	0	.545	0	0	0-0	0	0	0	.000
Green,Kayla	.368	8-8	19	3	7	2	0	1	4	12	.632	6	2	3	0	.556	0	0	1-1	48	1	1	.980
Diaz,Ashley	.367	9-9	30	3	11	4	0	0	9	15	.500	1	0	4	0	.375	1	0	1-1	55	0	1	.982
Benz,Sydney	.333	3-0	3	1	1	1	0	0	2	2	.667	0	0	1	0	.333	0	0	0-0	0	0	0	.000
McEwen,Hanna	.300	9-9	30	6	9	1	0	1	8	13	.433	2	1	0	0	.353	1	0	0-0	3	0	3	.500
Bugarin,Hayd	.250	9-9	24	6	6	1	0	1	2	10	.417	2	2	6	0	.357	0	1	1-1	6	29	4	.897
Manzo,Aly	.250	5-1	4	0	1	0	0	0	0	1	.250	0	0	1	0	.250	0	0	0-0	5	0	0	1.000
Parr,Sydney	.235	6-6	17	6	4	0	0	0	4	4	.235	2	1	1	0	.350	0	0	2-2	8	0	2	.800
Jackson,Rya	.222	7-6	18	2	4	0	0	0	1	4	.222	1	2	5	0	.333	0	0	0-0	4	0	0	1.000
Duncan,Nicol	.222	6-3	9	1	2	1	0	0	1	3	.333	0	1	2	0	.300	0	1	0-0	15	1	0	1.000
Torres,Sam	.000	5-0	1	2	0	0	0	0	0	0	.000	0	0	1	0	.000	0	0	1-1	1	0	0	1.000
Greene,Taylo	.000	3-0	1	1	0	0	0	0	0	0	.000	1	1	1	0	.667	0	0	0-0	0	0	0	.000
Storms,Autum	.000	0-0	0	0	0	0	0	0	0	0	.000	0	0	0	0	.000	0	0	0-0	0	8	1	.889
Haizlip,Carl	.000	9-0	0	5	0	0	0	0	0	0	.000	0	0	0	0	.000	0	0	0-0	0	0	0	.000
Haff,Mary	.000	0-0	0	0	0	0	0	0	0	0	.000	0	0	0	0	.000	0	0	0-0	1	1	0	1.000
Edwards,Keel	.000	6-0	0	2	0	0	0	0	0	0	.000	0	0	0	0	.000	0	0	0-0	0	0	0	.000
Totals	.328	9	247	60	81	18	1	7	54	122	.494	24	13	36	0	.408	5	2	9-9	178	62	16	.938
Opponents	.182	9	231	15	42	7	0	0	13	49	.212	7	4	63	3	.219	0	2	5-5	168	50	13	.944

(All games Sorted by Earned run avg)

Player	era	w-l	app	gs	cg	sho	sv	ip	h	r	er	bb	so	2b	3b	hr	b/avg	wp	hp	bk	sfa	sha
Storms,Autum	0.50	3-0	5	4	3	1/0	1	28.0	22	9	2	3	27	4	0	0	.190	2	0	0	0	1
Haff,Mary	1.12	5-1	6	5	4	3/0	0	31.1	20	6	5	4	36	3	0	0	.174	1	4	0	0	1
Totals	0.83	8-1	9	9	7	4/0	1	59.1	42	15	7	7	63	7	0	0	.182	3	4	0	0	2
Opponents	6.12	1-8	9	9	2	0/0	0	56.0	81	60	49	24	36	18	1	7	.328	3	13	0	5	2


2019 Conference Stats

Scouting The Competition


Game 1 and 2 | Southeast Missouri State
 Head Coach: Mark Redburn
 2018 Record: 33-20, 15-7 Ohio Valley
 Postseason: DNO
 All-Time Series: 5-1
 Last Meeting: W, 4-3 (April 6, 2016)

Top Three Players

#15 Haley Thogmartin.....Senior - RHP
 #2 Rachel Anderson.....Junior - OF
 #26 Ashley Ellis.....Junior - INF



4-1 WL | 31 Ks | 10 BBs



.515 avg | 17 Hits | 3-3B



.444 avg | 14 RBI | 4 HRs

Game 3 and 5 | SIU-Edwardsville
 Head Coach: Jessica Jones
 2018 Record: 25-21, 14-8 Ohio Valley
 Postseason: DNO
 All-Time Series: 0-1
 Last Meeting: W, 9-3 (March 14, 2010)

Top Three Players

#5 Alyssa Heren.....Senior - OF
 #6 Alana Cobb-Adams.....Sophomore - IF
 #13 Corina Rivas.....Sophomore - RHP



.533 avg | 8 Hits | 3-2Bs



.444 avg | 4-4 SB | 12 TB



2.42 ERA | 1 SV | 15-11 K/BB

Game 4 | Drake
 Head Coach: Rich Calvert
 2018 Record: 45-12, 24-1 Missouri Valley
 Postseason: NCAA Regional
 All-Time Series: 10-5
 Last Meeting: L, 9-2 (Feb. 28, 2016)

Top Three Players

Macy Johnson.....Sophomore - OF
 Nicole Newman.....R-Senior - RHP
 Nicole Timmons.....Sophomore - RHP



.480 avg | 12 Hits | 6 Runs



.250 avg | 11 RBI | 7 Runs



3-2 WL | 2 CG | 20 Hits

Game 6 | IUPUI
 Head Coach: Elisabeth Beirne
 2018 Record: 16-33, 10-13 Horizon
 Postseason: DNO
 All-Time Series: 3-0
 Last Meeting: W, 8-1 (Mar. 5, 2017)

Top Three Players

#0 Sabrina Trevino.....Junior - C
 #14 Kristin London.....Senior - INF
 #16 Lexi Lucas.....Freshman - RHP



.328 avg | 7 Hits | 4 RBI



.280 avg | .419 obp | 7 Hits



5.45 ERA | 26 runs | 17 Ks

2019 Home Run Tracker

#	Date	Player	Opponent	Site	# of Runs	Inning	Lineup Spot	Game Result
1	Feb 08	Warrick, Katie #	McNeese	Lake Charles, La.	1	4	3	W, 6-0
2	Feb 08	McEwen, Hannah	McNeese	Lake Charles, La.	3	5	1	W, 6-0
3	Feb 09	Gibson, Danielle	Samford	Lake Charles, La.	1	5	2	W, 6-1
4	Feb 10	Bugarin, Haydi #	Campbell	Lake Charles, La.	2	2	8	W, 8-0
5	Feb 14	Hicks, Maggie #	NDSU	Puerto Vallarta, Mexico	3	6	9	W, 7-6
6	Feb 15	Green, Kayla	Northern Colorado	Puerto Vallarta, Mexico	2	3	5	W, 11-0
7	Feb 16	Warrick, Katie	Sacramento State	Puerto Vallarta, Mexico	2	6	3	W, 8-2

! – back-to-back | * – pinch hitter | # go ahead | \$ game winner



Game by Game Starters | by Position

DATE	OPPONENT	SP	C	1B	2B	3B	SS	LF	CF	RF	DP
F8	Campbell	Storms	Green	Diaz	Gibson	Bugarin	Hicks	Parr	McEwen	Warrick	Jackson
F8	at McNeese	Haff	Green	Diaz	Gibson	Bugarin	Hicks	Parr	McEwen	Warrick	Jackson
F9	Samford	Storms	Green	Diaz	Gibson	Bugarin	Hicks	Jackson	McEwen	Warrick	Malkin
F9	Lipscomb	Haff	Duncan	Diaz	Gibson	Bugarin	Hicks	Jackson	McEwen	Warrick	Malkin
F10	Campbell	Haff	Green	Diaz	Gibson	Bugarin	Hicks	Jackson	McEwen	Warrick	Malkin
F14	North Dakota State	Storms	Green	Diaz	Gibson	Bugarin	Hicks	Parr	McEwen	Warrick	Jackson
F14	#3 Washington	Haff	Green	Diaz	Manzo	Bugarin	Hicks	Parr	McEwen	Warrick	Jackson
F15	Northern Colorado	Storms	Green	Diaz	Duncan	Bugarin	Hicks	Parr	McEwen	Warrick	Gibson
F16	Sacramento State	Haff	Green	Diaz	Duncan	Bugarin	Hicks	Parr	McEwen	Warrick	Gibson
F21	vs SEMO										
F22	vs SIU-E										
F22	vs SEMO										
F23	vs Drake										
F23	vs SIU-E										
F24	vs IUPUI										
F28	Omaha										
M1	Omaha										
M1	Nevada										
M2	Northwestern State										
M2	Boston University										
M3	Boston University										
M6	at Missouri State										
M9	at Ole Miss*										
M10	at Ole Miss*										
M11	at Ole Miss*										
M13	vs Tulsa										
M15	vs T9 South Carolina*										
M16	vs T9 South Carolina*										
M17	vs T9 South Carolina*										
M22	at #8 Tennessee*										
M23	at #8 Tennessee*										
M24	at #8 Tennessee*										
M26	at UT-Arlington (G1)										
M26	at UT-Arlington (G2)										
M29	vs #13 Kentucky*										
M30	vs #13 Kentucky*										
M31	vs #13 Kentucky*										
A5	at #5 Florida*										
A6	at #5 Florida*										
A7	at #5 Florida*										
A10	vs Wichita State (G1)										
A10	vs Wichita State (G2)										
A13	vs Furman (G1)										
A13	vs Furman (G2)										
A14	vs Furman										
A16	vs UAPB										
A18	vs #11 LSU*										
A19	vs #11 LSU*										
A20	vs #11 LSU*										
A27	at #20 Texas A&M*										
A28	at #20 Texas A&M*										
A29	at #20 Texas A&M*										
M3	vs #17 Auburn*										
M4	vs #17 Auburn*										
M5	vs #17 Auburn*										
M8	SEC Tournament										
M17	NCAA Regionals										
M23	NCAA Super Regionals										
M30	NCAA Women's College World Series										



Game by Game Starters | by Lineup

DATE	OPPONENT	1	2	3	4	5	6	7	8	9	FX
F8	Campbell	McEwen	Gibson	Warrick	Diaz	Green	Jackson	Bugarin	Parr	Hicks	Storms
F8	at McNeese	McEwen	Gibson	Warrick	Diaz	Green	Jackson	Bugarin	Parr	Hicks	Haff
F9	Samford	McEwen	Gibson	Warrick	Diaz	Green	Jackson	Malkin	Bugarin	Hicks	Storms
F9	Lipscomb	McEwen	Gibson	Warrick	Diaz	Jackson	Malkin	Duncan	Bugarin	Hicks	Haff
F10	Campbell	McEwen	Gibson	Warrick	Diaz	Green	Jackson	Malkin	Bugarin	Hicks	Haff
F14	North Dakota State	McEwen	Gibson	Warrick	Diaz	Green	Jackson	Bugarin	Parr	Hicks	Storms
F14	#5 Washington	McEwen	Gibson	Warrick	Diaz	Green	Manzo	Bugarin	Parr	Hicks	Haff
F15	Northern Colorado	McEwen	Gibson	Warrick	Diaz	Green	Hicks	Bugarin	Duncan	Parr	Storms
F16	Sacramento State	McEwen	Gibson	Warrick	Diaz	Green	Hicks	Bugarin	Duncan	Parr	Haff
F21	vs SEMO										
F22	vs SIU-E										
F22	vs SEMO										
F23	vs Drake										
F23	vs SIU-E										
F24	vs IUPUI										
F28	Omaha										
M1	Omaha										
M1	Nevada										
M2	Northwestern State										
M2	Boston University										
M3	Boston Univeristy										
M6	at Missouri State										
M9	at Ole Miss*										
M10	at Ole Miss*										
M11	at Ole Miss*										
M13	vs Tulsa										
M15	vs T9 South Carolina*										
M16	vs T9 South Carolina*										
M17	vs T9 South Carolina*										
M22	at #8 Tennessee*										
M23	at #8 Tennessee*										
M24	at #8 Tennessee*										
M26	at UT-Arlington (G1)										
M26	at UT-Arlington (G2)										
M29	vs #13 Kentucky*										
M30	vs #13 Kentucky*										
M31	vs #13 Kentucky*										
A5	at #5 Florida*										
A6	at #5 Florida*										
A7	at #5 Florida*										
A10	vs Wichita State (G1)										
A10	vs Wichita State (G2)										
A13	vs Furman (G1)										
A13	vs Furman (G2)										
A14	vs Furman										
A16	vs UAPB										
A18	vs #11 LSU*										
A19	vs #11 LSU*										
A20	vs #11 LSU*										
A27	at #20 Texas A&M*										
A28	at #20 Texas A&M*										
A29	at #20 Texas A&M*										
M3	vs #17 Auburn*										
M4	vs #17 Auburn*										
M5	vs #17 Auburn*										
M8	SEC Tournament										
M17	NCAA Regionals										
M23	NCAA Super Regionals										
M30	NCAA WCWS										

#10 Haydi Bugarin

Senior | INF | 5-3 | R/R | San Antonio, Texas (East Central HS)

Season Highs

Hits _____ 2 vs NDSU | Feb. 14, 2019
 RBI _____ 2 vs Campbell | Feb. 10, 2019
 Runs _____ *2 vs NDSU | Feb. 14, 2019
 Walks _____ *1 vs NDSU | Feb. 14, 2019
 AB _____ 4 vs Campbell | Feb. 8, 2019

Career Highs

Hits _____ 3 vs Manhattan | Feb. 23, 2018
 RBI _____ 5 vs Manhattan | Feb. 23, 2018
 Runs _____ *2 vs NDSU | Feb. 14, 2019
 Walks _____ *2 vs #23 Nebraska | March 19, 2016
 AB _____ *4 vs Campbell | Feb. 8, 2019

Year	Avg	GP	GS	AB	R	H	2B	3B	HR	RBI	BB	SO	SB	ATT
2016	.138	29	8	29	9	4	1	0	1	4	6	11	0	0
2017	.222	38	16	45	12	10	2	0	2	4	4	20	1	2
2018	.246	56	56	134	28	33	5	2	4	19	14	30	2	3
TOTAL	.226	123	80	208	49	47	8	2	7	27	24	61	3	5

#18 Ashley Diaz

Junior | INF | 5-10 | R/R | South El Monte, Calif. (South El Monte)

Season Highs

Hits _____ 3 vs Campbell | Feb. 8, 2019
 RBI _____ 3 vs Campbell | Feb. 8, 2019
 Runs _____ *1 vs Sacramento State | Feb. 16, 2019
 Walks _____ 1 vs Washington | Feb. 14, 2019
 AB _____ *4 vs Sacramento State | Feb. 16, 2019

Career Highs

Hits _____ *3 vs Saint Francis (Pa.) | March 16, 2018
 RBI _____ 5 vs Saint Francis (Pa.) | March 16, 2018
 Runs _____ *2 vs Dartmouth | March 2, 2018
 Walks _____ *2 vs UT Arlington | March 20, 2018
 AB _____ *5 at #9 Alabama | March 12, 2017

Year	Avg	GP	GS	AB	R	H	2B	3B	HR	RBI	BB	SO	SB	ATT
2016	.331	53	53	160	22	53	3	0	12	41	15	32	1	1
2017	.283	55	55	159	12	45	6	1	3	21	10	24	0	0
2018	.313	58	57	166	18	52	6	0	6	29	16	16	0	0
TOTAL	.309	166	165	485	52	150	15	1	21	91	41	72	1	1

#24 Nicole Duncan

Sophomore | C | -7 | R/R | Centralia, Mo. (Centralia HS)

Season Highs

Hits _____ 4 vs Sacramento State | Feb. 16, 2019
 RBI _____ 1 vs Lipscomb | Feb. 9, 2019
 Runs _____ 1 vs Northern Colorado | Feb. 15, 2019
 Walks _____
 AB _____ 4 vs Campbell | Feb. 08, 2019

Career Highs

Hits _____
 RBI _____
 Runs _____
 Walks _____
 AB _____

#41 Danielle Gibson

Sophomore | INF | 6-0 | R/R | Murrieta, Calif. (Arizona State)

Season Highs

Hits _____ *3 vs Northern Colorado | Feb 15, 2019
 RBI _____ 2 vs Campbell | Feb. 8, 2019
 Runs _____ *2 vs Samford | Feb. 9, 2019
 Walks _____ 2 vs Lipscomb | Feb. 9, 2019
 AB _____ *4 vs Sacramento State | Feb. 16, 2019

Career Highs

Hits _____ *3 vs Northern Colorado | Feb 15, 2019
 RBI _____ 2 vs Campbell | Feb. 8, 2019
 Runs _____ *2 vs Samford | Feb. 9, 2019
 Walks _____ 2 vs Lipscomb | Feb. 9, 2019
 AB _____ *4 vs Sacramento State | Feb. 16, 2019

#13 Kayla Green

Sophomore | C | 5-9 | R/R | Temecula, Calif. (Great Oak HS)

Season Highs

Hits	*2 vs Northern Colorado	Feb. 15, 2019
RBI	2 vs Northern Colorado	Feb. 15, 2019
Runs	1 vs Northern Colorado	Feb. 15, 2019
Walks	2 vs Sacramento State	Feb. 16, 2019
AB	4 vs Campbell	Feb. 08, 2019

Career Highs

Hits	*2 vs Northern Colorado	Feb. 15, 2019
Runs	*2 vs Ole Miss	April 29, 2018
RBI	4 vs #15 Alabama	April 13, 2018
Walks	*2 vs DePaul	May 18, 2018
AB	*4 at #11 Auburn	April 21, 2018

Year	Avg	GP	GS	AB	R	H	2B	3B	HR	RBI	BB	SO	SB	ATT
2018	.237	58	58	152	20	36	12	1	6	26	14	30	0	0
TOTAL	.237	58	58	152	20	36	12	1	6	26	14	30	0	0

#1 Maggie Hicks

Freshman | INF | 5-5 | R/R | East End, Ark. (Sheridan HS)

Season Highs

Hits	2 vs Samford	Feb. 9, 2019
RBI	4 vs North Dakota State	Feb. 14, 2019
Runs	*1 vs Sacramento State	Feb. 16, 2019
Walks	*1 at McNeese	Feb. 8, 2019
AB	4 vs Washington	Feb. 14, 2019

Career Highs

Hits	2 vs Samford	Feb. 9, 2019
RBI	4 vs North Dakota State	Feb. 14, 2019
Runs	*1 vs Sacramento State	Feb. 16, 2019
Walks	*1 at McNeese	Feb. 8, 2019
AB	4 vs Washington	Feb. 14, 2019

#22 Linnie Malkin

Sophomore | INF | 5-11 | R/R | Broomfield, Colo. (Broomfield)

Season Highs

Hits	*1 vs Sacramento State	Feb. 16, 2019
RBI	*1 vs Northern Colorado	Feb. 15, 2019
Runs	1 vs Lipscomb	Feb. 9, 2019
Walks	*1 vs Lipscomb	Feb. 9, 2019
AB	3 vs campbell	Feb. 10, 2019

Career Highs

Hits	*2 vs McNeese	Feb. 25, 2018
RBI	3 vs Grand Canyon	Feb. 17, 2018
Runs	*2 vs Villanova	Feb. 24, 2018
Walks	2 vs Villanova	Feb. 24, 2018
AB	4 vs Marist	Feb. 23, 2018

Year	Avg	GP	GS	AB	R	H	2B	3B	HR	RBI	BB	SO	SB	ATT
2018	.279	23	14	43	8	12	2	0	3	8	10	12	0	0
TOTAL	.279	23	14	43	8	12	2	0	3	8	10	12	0	0

#66 Aly Manzo

Junior | INF | 5-7 | L/R | Roseville, Calif. (Roseville)

Season Highs

Hits _____ 3 vs Washington | Feb. 14, 2019
 RBI _____ 1 vs Washington | Feb. 14, 2019
 Runs _____
 Walks _____
 AB _____

Career Highs

Hits _____ *2 vs Iowa State | March 16, 2018
 RBI _____ 3 vs Saint Francis (Pa.) | March 16, 2018
 Runs _____ *1 vs UT Arlington | March 20, 2018
 Walks _____ *1 vs #15 Alabama | April 13, 2018
 AB _____ *4 vs UT Arlington | March 20, 2018

Year	Avg	GP	GS	AB	R	H	2B	3B	HR	RBI	BB	SO	SB	ATT
2017	.000	2	0	1	1	0	0	0	0	0	1	0	0	
2018	.273	28	16	55	7	15	3	1	1	7	7	3	1	1
TOTAL	.268	30	16	56	8	15	3	1	1	7	7	4	1	1

#23 Hannah McEwen

Sophomore | OF | 5-7 | L/R | San Diego, Calif. (Patrick Henry HS)

Season Highs

Hits _____ *2 vs Washington | Feb. 14, 2019
 RBI _____ 3 at McNeese | Feb. 8, 2019
 Runs _____ *1 vs Sacramento State | Feb. 16, 2019
 Walks _____ 2 vs Campbell | Feb. 8, 2019
 AB _____ *4 vs Sacramento State | Feb. 16, 2019

Career Highs

Hits _____ *3 vs Ole Miss | April 28, 2018
 RBI _____ 5 vs Marist | Feb. 23, 2018
 Runs _____ 3 vs Marist | Feb. 23, 2018
 Walks _____ 3 vs #20 Mississippi State | April 1, 2018
 AB _____ *5 at #11 Auburn | April 21, 2018

Year	Avg	GP	GS	AB	R	H	2B	3B	HR	RBI	BB	SO	SB	ATT
2018	.339	59	59	189	45	64	8	1	12	57	22	13	0	0
TOTAL	.339	59	59	189	45	64	8	1	12	57	22	13	0	0

#7 Sydney Parr

Junior | OF | 5-7 | L/R | North Little Rock, Ark. (North Little Rock)

Season Highs

Hits _____ 2 vs Northern Colorado | Feb. 15, 2019
 RBI _____ 2 vs Northern Colorado | Feb. 15, 2019
 Runs _____ 2 vs North Dakota State | Feb. 14, 2019
 Walks _____ *1 vs North Dakota State | Feb. 14, 2019
 AB _____ 4 vs Washington | Feb. 14, 2019

Career Highs

Hits _____ * 2 vs Northern Colorado | Feb. 15, 2019
 RBI _____ 3 vs Villanova | Feb. 24, 2018
 Runs _____ * 2 vs Northern Colorado | Feb. 15, 2019
 Walks _____ 2 vs Omaha | March 17, 2018
 AB _____ 4 vs Washington | Feb. 14, 2019

Year	Avg	GP	GS	AB	R	H	2B	3B	HR	RBI	BB	SO	SB	ATT
2017	.000	36	0	0	10	0	0	0	0	0	2	0	1	1
2018	.275	43	15	40	14	11	1	1	0	5	5	4	4	4
TOTAL	.275	79	15	40	24	11	1	1	0	5	7	4	5	5

#55 Katie Warrick

Senior | RHP/INF | 6-0 | R/R | Chapel Hill, Tenn. (UT Martin)

Season Highs

Hits _____ *2 vs Sacramento State | Feb. 16, 2019
 RBI _____ *2 vs Sacramento State | Feb. 16, 2019
 Runs _____ 2 vs Sacramento State | Feb. 16, 2019
 Walks _____ *1 vs Lipscomb | Feb. 9, 2019
 AB _____ *4 vs Sacramento State | Feb. 16, 2019

Career Highs

Hits _____ 4 vs Iowa State | March 16, 2018
 RBI _____ *4 vs #20 Mississippi State | April 1, 2018
 Runs _____ *2 vs Sacramento State | Feb. 16, 2019
 Walks _____ 2 at North Texas | Feb. 12, 2017
 AB _____ *4 vs Sacramento State | Feb. 16, 2019

Year	Avg	GP	GS	AB	R	H	2B	3B	HR	RBI	BB	SO	SB	ATT
2017	.253	36	33	87	11	22	3	0	6	16	7	14	0	0
2018	.304	46	41	125	14	38	8	0	8	25	12	12	1	1
TOTAL	.283	87	74	212	25	60	11	0	14	41	19	26	1	1

#4 Mary Haff

Sophomore | RHP | 5-10 | R/R | Winter Haven, Fla. (Lake Region HS)

Season Highs

Innings _____ *7 vs Lipscomb | Feb. 9, 2019
 Strikeouts _____ 13 vs Campbell | Feb. 10, 2019
 Walks _____ *1 vs Sacramento State | Feb. 16, 2019
 Runs Allowed _____ 3 vs Washington | Feb. 14, 2019
 No. of Pitches _____ 89 vs Washington | Feb. 14, 2019

Career Highs

Innings _____ 8.0 at #11 Georgia | March 12, 2018
 Strikeouts _____ *13 vs Campbell | Feb. 10, 2019
 Walks _____ 4 vs Northern Colorado | March 2, 2018
 Runs Allowed _____ *5 (4 ER) at #13 LSU | May 6, 2018
 No. of Pitches _____ 132 vs #20 Mississippi State | March 30, 2018

Year	ERA	W	L	App	GS	CG	SHO	CBO	SV	IP	H	R	ER	BB	SO
2018	1.51	29	7	45	31	19	11	1	2	213.1	118	53	46	44	249
TOTAL	1.51	29	7	45	31	19	11	1	2	213.1	118	53	46	44	249

#21 Lauren Graves

Junior | RHP | 5-8 | R/R | White Hall, Ark. (Maryland)

Season Highs

Innings _____
 Strikeouts _____
 Walks _____
 Runs Allowed _____
 No. of Pitches _____

Career Highs

Innings _____
 Strikeouts _____
 Walks _____
 Runs Allowed _____
 No. of Pitches _____

Year	ERA	W	L	App	GS	CG	SHO	CBO	SV	IP	H	R	ER	BB	SO
2019	0	0	0	0	0	0	0	0	0	0	0	0	0	0	0
TOTAL	0	0	0	0	0	0	0	0	0	0	0	0	0	0	0

#9 Autumn Storms

Junior | RHP | 5-10 | R/R | Temecula, Calif. (Greak Oak HS)

Season Highs

Innings _____ *7 vs Samford | Feb. 9, 2019
 Strikeouts _____ 7 vs North Dakota State | Feb. 14, 2019
 Walks _____ *1 vs Sacramento State | Feb. 16, 2019
 Runs Allowed _____ 5 (0 ER) vs North Dakota State | Feb. 14, 2019
 No. of Pitches _____ 86 vs North Dakota State | Feb. 14, 2019

Career Highs

Innings _____ 8.1 at #9 Alabama | March 12, 2017
 Strikeouts _____ 9 vs C. Connecticut State | March 3, 2018
 Walks _____ 5 at #9 Alabama | March 12, 2017
 Runs Allowed _____ *6 (5 ER) at #13 LSU | May 5, 2018
 No. of Pitches _____ 159 at #9 Alabama | March 12, 2017

Year	ERA	W	L	App	GS	CG	SHO	CBO	SV	IP	H	R	ER	BB	SO
2017	2.28	16	15	38	33	13	1	3	2	172.0	174	81	56	35	96
2018	2.67	12	10	37	27	6	3	1	2	152.1	161	74	58	33	113
TOTAL	2.46	28	25	75	60	19	4	4	4	324.1	335	155	114	68	209

#55 Katie Warrick

Senior | RHP/INF | 6-0 | R/R | Chapel Hill, Tenn. (UT Martin)

Season Highs

Innings _____
 Strikeouts _____
 Walks _____
 Runs Allowed _____
 No. of Pitches _____

Career Highs

Innings _____ *4.2 vs Lamar | March 4, 2017
 Strikeouts _____ 4 vs Lamar | March 4, 2017
 Walks _____ 2 at #17 Kentucky | March 25, 2017
 Runs Allowed _____ 4 (1 ER) vs #2 Florida | April 1, 2017
 No. of Pitches _____ 54 vs Lamar | March 4, 2017

Year	ERA	W	L	App	GS	CG	SHO	CBO	SV	IP	H	R	ER	BB	SO
2017	3.68	3	0	14	0	0	0	1	0	26.2	33	17	14	5	10
2018	5.53	0	0	5	0	0	0	0	0	6.1	14	7	5	2	2
TOTAL	4.03	3	0	19	0	0	0	1	0	33.0	47	24	19	7	12



00 | CARLEY HAZLIP
Senior – OF
Midlothian, Texas



1 | MAGGIE HICKS
Freshman – INF
East End, Ark.



2 | VALERIE VENTURA
Freshman – INF
Oxnard, Calif.



3 | LARISSA CESENA
Freshman – OF
Riverside, Calif.



4 | MARY HAFF
Sophomore – RHP
Winter Haven, Fla.



5 | RYAN JACKSON
Junior – OF
Chino Hills, Calif.




7 | SYDNEY PARR
Junior – OF
North Little Rock, Ark.



9 | AUTUMN STORMS
Junior – RHP
Temecula, Calif.



10 | HAYDI BUGARIN
Senior – INF
San Antonio, Texas



11 | TAYLOR GREENE
Freshman – C
Milton, Ga.



13 | KAYLA GREEN
Sophomore – C
Temecula, Calif.



16 | KEELY EDWARDS
Junior – INF
Harrisburg, Ark.



18 | ASHLEY DIAZ
Senior – INF
South El Monte, Calif.



21 | LAUREN GRAVES
Junior – RHP
White Hall, Ark.



22 | LINNIE MALKIN
Sophomore – INF
Broomfield, Colo.



23 | HANNAH MCEWEN
Sophomore – OF
San Diego, Calif.



24 | NICOLE DUNCAN
Sophomore – C
Centralia, Mo.



25 | BRAXTON BURNSIDE
Junior – INF
Paragould, Ark.



28 | SYDNEY BENZ
Senior – INF
Carol Stream, Ill.



41 | DANIELLE GIBSON
Sophomore – INF
Merrieta, Calif.



42 | SAM TORRES
Freshman – OF
Temecula, Calif.



55 | KATIE WARRICK
Senior – INF
Chapel Hill, Tenn.



66 | ALY MANZO
Junior – INF
Roseville, Calif.



NICOLE DEWITT
Graduate Manager



SHELBY HIERS
Graduate Assistant



COURTNEY DEIFEL
Head Coach
4th Season



YOLANDA MCRAE
Assistant Coach
4th Season



MATT MEUCHEL
Assistant Coach
3rd Season



SHANA EASLEY
Volunteer Assistant Coach
1st Season



SHANA EASLEY
Director of Operations
4th Season