



ARKANSAS RAZORBACKS

GAME 23 • South Carolina • Feb. 9, 2019 • 2:30 (CT)/3:30 (ET) pm • Columbia, S.C. / Colonial Life Arena (18,000)

• GAME INFORMATION •

TV: SEC Network
Kevin Fitzgerald and Dane Bradshaw



RADIO: Razorback/IMG Sports Network
Chuck Barrett and Matt Zimmerman

SATELLITE: XM (388), Internet (979)

LIVE STATS: <http://Gamecocks.Statbroadcast.com>

• THE MATCHUP •

ARKANSAS RAZORBACKS

Overall: 14-8 5-4 SEC

Head Coach: Mike Anderson (Tulsa '82)

At Arkansas: 165-94 (8th Yr) • Overall: 365-192 (17th Yr)



SOUTH CAROLINA GAMECOCKS

Overall: 11-11 6-3 SEC

Head Coach: Frank Martin (Florida International '93)

At USC: 124-101 (7th Yr) • Overall: 241-155 (12th Yr)



Arkansas-South Carolina Series

- This will be the 34th meeting between Arkansas and South Carolina, all coming since both programs joined the SEC in 1991-92. The Razorbacks own a 20-13 advantage in the series while the series is tied, 7-7, in games played at South Carolina.
- Arkansas has won three straight in the series and five of the last six.

Razorbacks Nearing 1,000 From 3

- Arkansas has made a 3-pointer in 999 consecutive games. The last time the Razorbacks were shutout was an 0-for-2 outing at Texas on Jan. 7, 1989. After that, the current streak began when Keith Wilson hit a trey versus TCU on Jan. 11, 1989. Wilson was 1-5 and team was 1-of-7.
- The Razorbacks own the fifth-longest streak in the NCAA for consecutive games with a 3-pointer made.

1. UNLV	1067 (plays Saturday)
2. Vanderbilt	1053 (plays Saturday)
3. Duke	1043 (plays Saturday)
4. Western Kentucky	1000 (played Thursday)
5. Arkansas	999 (plays Saturday)

DEE-FENSE

- Arkansas' pressure defense has played well recently, especially late in games – four times it gave the Razorbacks a win and one gave the Razorbacks a chance to win.
- Arkansas ranks third in the SEC in field goal percentage defense (40.9%); third in 3-pt percentage defense (32.3) and third in turnover margin (+3.0).
- Here is a breakdown of Arkansas' defense of late:
 - ^ **Versus Missouri**, Arkansas led by one, 58-57, with 5:27 left. The Tigers were held without a field goal the final 5:27 and were just 3-of-4 at the free throw line. On the Tigers' final seven possessions:
 - 3 turnovers / 2 missed FG / 2 trips to FT (3-of-4).
 - ^ **At Texas Tech**, the drought was the final 7:41 when Tech' Norense Odiase had a dunk to make it a 12-point game (60-48). From that point, the Raiders did not make another field goal, but were 7-of-9 at the free throw line to secure the win. The Raiders last 13 possessions:
 - 4 turnovers / 4 missed FG / 5 trips to FT (7-of-9).
 - ^ **Versus Georgia**, the Bulldogs were coming off its best shooting game of the season, beating Texas and 67 percent from the field, 70 percent from 3-point range. Arkansas held the Bulldogs to 29.2 percent shooting (19-65) and 29.2 percent from 3-point range (7-24).
 - ^ **At LSU**, Arkansas forced 21 turnovers, including 14 in the second half alone. Also, the Razorbacks held the Tigers to 20.8 percent (5-24) shooting from 4-point range, including 2-of-11 in the second half.
 - ^ **Versus Vandy**, Arkansas was down 10 with 3:57 left in the first half before going on a 25-9 run to end the first half and start the second. Later in the second half, Arkansas kept Vandy scoreless for 4:20 as the Razorbacks took a 10-point lead with 10:17 left. While Arkansas' overall defensive numbers were not as good as the previous four, the Razorbacks drew a six charges, including one with eight seconds left to help seal the win.

CHARGE! 10 over Last 2; 27 over Last 10

- Arkansas took six charges in the win over Vanderbilt, including two by Isaiah Joe. It was the second time this season the Razorbacks took six in a game – UT Arlington being the other.

USC SERIES:

• Overall:	Ark leads	20-13
• SEC ONLY:	Ark leads	Same
• At Home:	Ark leads	11-4
• At USC:	Series tied	7-7
• At Neutral:	Series tied	2-2

LAST YEAR:

South Carolina 65
Arkansas 81
Feb. 6, 2018 - Bud Walton Arena

FAYETTEVILLE – Behind 20-point efforts from Daryl Macon (25) and Jaylen Barford (24), Arkansas defeated South Carolina, 81-65.

In the first half, Barford scored 11 straight as part of a 14-4 run to give Arkansas a 29-23 lead and eventually a 43-38 halftime advantage.

Arkansas opened the second half with five quick points to take a 10-point lead. South Carolina answered with six straight to cut its deficit to four. However, South Carolina went nearly five minutes without a basket as the Razorbacks went on an 8-0 run to extend their lead to 13.

Arkansas would use an even larger run, 13-2, to take a 17-point lead to put the game away.

South Carolina 64
Arkansas 69

Mar. 8, 2018 - Scottrade Center

ST. LOUIS, M. – Arkansas turned up the defense and held off South Carolina, 69-64, in the second round of the SEC Tournament.

Arkansas forced 19 South Carolina turnovers, swiping 10 steals. Another key to the win was Arkansas making 23-of-26 from the free throw line.

While South Carolina tied the game, 26-26, with 4:02 left, Arkansas went on a 10-2 run and never relinquished the lead.

Down 15 in the second half, the Gamecocks got to within one with 7:22 left but the Razorbacks were able to hold on for the win.

SERIES RESULTS

2/15/92	South Carolina	W, 89-73
1/09/93	at South Carolina	W, 86-76
1/22/94	South Carolina	W, 79-53
1/21/95	at South Carolina	W, 88-73
2/03/96	South Carolina	W, 81-69
3/08/96	vs South Carolina (SEC)	W, 80-58
2/18/97	at #9 South Carolina	L, 65-78
2/18/98	#13 South Carolina	W, 96-88
2/10/99	at South Carolina	W, 72-66
1/08/00	South Carolina	L, 65-76
2/20/01	at South Carolina	W, 69-67
1/16/02	South Carolina	L, 60-62
2/15/03	at South Carolina	L, 65-72
2/21/04	#25 South Carolina	W, 82-66
3/11/04	vs South Carolina (SEC)	L, 81-91
2/02/05	at South Carolina	L, 52-64
2/04/06	South Carolina	W, 73-59
1/24/07	at South Carolina	L, 60-66
3/08/07	vs South Carolina (SEC)	W, 82-52
1/16/08	South Carolina	L, 66-70
2/21/09	at South Carolina (ot)	L, 78-82
2/17/10	South Carolina	W, 92-79
1/19/11	at South Carolina	L, 74-81
2/11/12	South Carolina	W, 76-65
1/26/13	at South Carolina	L, 54-75
2/19/14	South Carolina	W, 71-64
3/13/14	vs South Carolina (SEC)	L, 69-71
2/03/15	South Carolina	W, 75-55
3/05/15	at South Carolina	W, 78-74
3/05/16	South Carolina	L, 61-76
2/15/17	at #21 South Carolina	W, 83-76
2/06/18	South Carolina	W, 81-65
3/08/18	vs South Carolina (SEC)	W, 96-94

2018-19 SCHEDULE/RESULTS

(all times Central)

OVERALL: 14-8		Home: 10-4	Road: 3-3	Neutral: 1-1
SEC: 5-4		Home: 3-2	Road: 2-2	
NOVEMBER (4-1)				
9 Fri.	vs. Texas #	Fl. Bliss (El Paso, TX)	ESPN (OT)	L 71 73
12 Mon.	UC Davis +	Bud Walton Arena	SEC+	W 81 58
18 Sun.	Indiana +	Bud Walton Arena	ESPN	W 73 72
21 Wed.	Montana State +	Bud Walton Arena	SEC+	W 90 68
23 Fri.	UT Arlington +	Bud Walton Arena	SEC+	W 78 60
DECEMBER (5-2)				
1 Sat.	FIU	Bud Walton Arena	SEC+	W 121 89
5 Wed.	at Colorado State	Fort Collins, Colo.	CBS Sports Net	W 98 74
8 Sat.	Western Kentucky	Bud Walton Arena	SEC	L 77 78
15 Sat.	vs. UTSA !	North Little Rock	-	W 79 67
19 Wed.	Georgia Tech	Bud Walton Arena	SEC	L 65 69
22 Sat.	Texas State	Bud Walton Arena	SEC	W 73 70
28 Fri.	Austin Peay	Bud Walton Arena	SEC+	W 76 65
JANUARY (3-5)				
5 Sat.	at Texas A&M *	College Station, Texas	SEC	W 73 71
9 Wed.	Florida *	Bud Walton Arena	SEC	L 51 57
12 Sat.	LSU *	Bud Walton Arena	SEC (ot)	L 88 94
15 Tues.	at #3 Tennessee *	Knoxville, Tenn.	ESPN2	L 87 106
19 Sat.	at #18 Ole Miss *	Oxford, Miss.	SEC	L 67 84
23 Wed.	Missouri *	Bud Walton Arena	SEC	W 72 60
26 Sat.	at #13 Texas Tech %	Lubbock, Texas	ESPN2	L 64 67
29 Tues.	Georgia *	Bud Walton Arena	ESPNU	W 70 60
FEBRUARY (2-0)				
2 Sat.	at #19 LSU *	Baton Rouge, La.	SEC	W 90 89
5 Tues.	Vanderbilt *	Bud Walton Arena	SEC	W 69 66
9 Sat.	at South Carolina *	Columbia, S.C.	SEC	2:30 pm
12 Tues.	at Missouri *	Columbia, Mo.	ESPN2/U	8:00 pm
16 Sat.	Mississippi State *	Bud Walton Arena	SEC	7:30 pm
20 Wed.	at Auburn *	Auburn, Ala.	SEC	7:30 pm
23 Sat.	Texas A&M *	Bud Walton Arena	SEC	7:30 pm
26 Tues.	at Kentucky *	Lexington, Ky.	ESPN2/SEC	8:00 pm
MARCH				
2 Sat.	Ole Miss * ♦	Bud Walton Arena	SEC	Noon
6 Wed.	at Vanderbilt *	Nashville, Tenn.	SEC	7:30 pm
9 Sat.	Alabama *	Bud Walton Arena	SEC	5:00 pm
13-17	SEC Tournament ^	Nashville, Tenn.	SEC/ESPN	TBD
20-23	NCAA 1st-2nd Rds	TBD	TBD	TBD
27-31	NCAA Regionals	TBD	TBD	TBD
APRIL				
6 & 8	NCAA Final Four	Minneapolis, Minn.	CBS	TBD

BOLD - Home Game
- ESPN Armed Forces Classic (Fort Bliss)
! - Verizon Arena
^ - Bridgestone Arena
♦ - 25th Anniversary of 1994 National Championship Celebration

* - SEC Game
+ - Hardwood Showcase
% - Big 12/SEC Challenge
\$ - U.S. Bank Stadium

COMPARING THE TEAMS

	77.9	.452	.341	.653	35.4	16.8	5.1	8.1	-3.4	1.2	72.6	.409
	OFF PPG	OFF FG%	OFF 3PT%	OFF FT%	REBS /GM	ASSTS PER GM	BLKS PER GM	STEALS PER GM	REB MARGIN	ASST-TO RATIO	OPP PPG	OPP FG%
	74.0	.429	.327	.698	36.4	12.6	4.5	6.1	-0.5	0.9	74.1	.421

#FASTEST40



@RazorbackMBB



/RazorbackMBB



@RazorbackMBB



MIKE ANDERSON

HEAD COACH • TULSA '82

CAREER NUMBERS

At Arkansas: 165-94 (8 Years)

2018-19	»	14-8
2017-18	»	23-12 (NCAA First Round)
2016-17	»	26-10 (NCAA Second Round)
2015-16	»	16-16
2014-15	»	27-9 (NCAA Third Round)
2013-14	»	22-12 (NIT Second Round)
2012-13	»	19-13
2011-12	»	18-14

At Missouri: 111-57 (5 Years)

2010-11	»	23-11 (NCAA Second Round)
2009-10	»	23-11 (NCAA Second Round)
2008-09	»	31-7 (NCAA Elite Eight)
2007-08	»	16-16
2006-07	»	18-12

At UAB: 89-41 (4 Years)

2005-06	»	24-7 (NCAA First Round)
2004-05	»	22-11 (NCAA Second Round)
2003-04	»	22-10 (NCAA Sweet 16, C-USA Co-Champs)
2002-03	»	21-13 (NIT Quarterfinals)

Overall Record

365-191 (17th Year)

- 8TH SEASON AS ARKANSAS HEAD COACH
- 17TH SEASON AS HEAD COACH OVERALL
- 25TH SEASON AT ARKANSAS OVERALL

IT'S A NUMBERS GAME

Postseason Tournaments

1 2 3 4 5 6 7 8 9 10 11

20-Win Seasons

1 2 3 4 5 6 7 8 9 10 11

NCAA Tournaments

1 2 3 4 5 6 7 8 9

30-Win Seasons

1

Losing Seasons

0

PERSONAL INFO

Born: Dec. 12, 1959

Hometown: Birmingham, Ala.

Alma Mater: Tulsa (1982)

Wife: Marcheita

Children: Darcheita, Michael Jr., Yvonne

Date Named Head Coach at Arkansas: March 23, 2011

CONSISTENCY

Head coach Mike Anderson is one of just four current Division I coaches with 15-plus years of head coaching experience and zero losing seasons. He is the only coach to accomplish the feat at three different programs.

Razorback Nation welcomed home one of its own on March 23, 2011, when Mike Anderson was named the 12th head men's basketball coach in Arkansas history. Charged with bringing back the winning tradition that was synonymous with the Razorback program throughout the '80s and '90s, Anderson has accomplished that and is in his eighth season at Arkansas – 17th as a head coach.

Anderson has brought Arkansas back national relevance by leading the Razorbacks to back-to-back NCAA Tournament berths and postseason appearances in four of the last five years. The Razorbacks won 49 games over the 2016-17 and 2017-18 seasons, rank among the top three in league wins over the last six seasons and the Hogs are one of just two teams in the SEC to finish with a .500 winning percentage or better in league play over the last six years. This success has helped Arkansas' last two recruiting classes rank among the nation's top 25, snagging seven of the top eight players in the state over the span.

During his first seven seasons at Arkansas, Anderson produced a 156-88 record and is the first head coach in program history to win 18 or more games in each of his first four years. Anderson has also re-established Bud Walton Arena as one of the toughest places to play and brought excitement back to the tradition-rich program. Since his return to Fayetteville, the Razorbacks rank among the NCAA top 10 in home victories in the country with 120.

The success on-and-off the court has translated into great fan support as Arkansas has ranked among the top 25 in national attendance each of the last seven years, including No. 10 in 2017-18. Also, in August of 2018, Anderson was honored by the Burlsworth Foundation for his contributions to the state.

5

» Five Arkansas players have earned SEC Academic Honor Roll recognition each of the last five years.

19

» Arkansas has had 19 players graduate since May 2014, averaging nearly four graduates per year.

22

» During the last five years, men's basketball has earned 22 SEC All-Academic honors, including seven in 2015-16.



PLAY HARD ACT RIGHT

2018-19 RAZORBACKS

No.	Name	Pos.	Yr.	Ht.	Wt.	Hometown	High School/Previous School
0	Desi Sills	G	Fr.	6-2	196	Jonesboro, Ark.	Jonesboro HS
1	Isaiah Joe	G	Fr.	6-5	167	Fort Smith, Ark.	Fort Smith Northside HS
2	Adrio Bailey	F	Jr.	6-6	222	Campti, La.	Lakeview HS
3	Khalil Garland	G	R-Fr.	6-5	198	Little Rock, Ark.	Parkview Magnet HS
4	Emeka Obukwelu	F	Jr.	6-8	222	Plano, Texas	West Plano HS / UT-Tyler
5	Jalen Harris	G	R-So.	6-2	166	Wilson, N.C.	Word of God Christian Acad. / New Mexico
10	Daniel Gafford	F	So.	6-11	233	El Dorado, Ark.	El Dorado HS
11	Keyshawn Embery-Simpson	G	Fr.	6-3	202	Midwest City, Okla.	IMG Academy (Fla.)
12	Ty Stevens	G	So.	6-2	180	Republic, Mo.	Republic HS
13	Mason Jones	G	So.	6-5	207	Desoto, Texas	Triple A Academy / Connors State College
15	Jonathan Holmes	G	Jr.	5-10	190	Columbia, Ill.	Columbia HS
22	Gabe Osabuohien	F	So.	6-8	221	Toronto, Canada	Southwest Christian Academy (Ark.)
23	Ibrahim Ali	F	Fr.	6-10	244	Maumelle, Ark.	Maumelle HS
24	Ethan Henderson	F	Fr.	6-8	210	Little Rock, Ark.	Parkview Magnet HS
35	Reggie Chaney	F	Fr.	6-8	222	Tulsa, Okla.	Findlay Prep (Nev.)
	Justice Hill	G	Fr.	5-11	170	Little Rock, Ark.	Little Rock Christian Academy

Head Coach:	Mike Anderson	Tulsa 1982	8th year as Arkansas Head Coach
Associate Head Coach:	Melvin Watkins	Charlotte, 1977	8th year at Arkansas
Assistant Coach:	TJ Cleveland	Arkansas, 2002	8th year at Arkansas
Assistant Coach:	Scotty Thurman	Philander Smith College 2003	9th year at Arkansas
Director of Basketball Operations:	Matt Zimmermann	Arkansas, 1990	8th year at Arkansas
Dir. of Student-Athlete Development:	Jeff Daniels	Montevallo, 1982	8th year at Arkansas
Special Assistant to Head Coach:	Will Bartlett	Missouri, 2009	8th year at Arkansas
Video Coordinator:	Riley Hall	Arkansas, 2016	3rd year at Arkansas
Head Athletic Trainer:	David England	Arkansas, 1980	36th year at Arkansas
Head Strength Coach:	Dave Richardson	Louisiana-Monroe, 1989	1st year at Arkansas
Graduate Assistant	Velton Kennedy	Arkansas, 2017	2nd year at Arkansas
Graduate Assistant:	Trey Thompson	Arkansas, 2018	1st year at Arkansas

ROSTER BY STATE

Arkansas (7)

0	Desi Sills	Jonesboro
1	Isaiah Joe	Fort Smith
3	Khalil Garland	Little Rock
10	Daniel Gafford	El Dorado
23	Ibrahim Ali	Maumelle
24	Ethan Henderson	Little Rock
	Justice Hill	Little Rock

Canada (1)

22	Gabe Osabuohien	Toronto
----	-----------------	---------

Illinois (1)

15	Jonathan Holmes	Columbia
----	-----------------	----------

Louisiana (1)

2	Adrio Bailey	Campti
---	--------------	--------

Missouri (1)

12	Ty Stevens	Republic
----	------------	----------

North Carolina (1)

5	Jalen Harris	Wilson
---	--------------	--------

Texas (2)

4	Emeka Obukwelu	Plano
13	Mason Jones	Desoto

Oklahoma (2)

11	Keyshawn Embery-Simpson	Midwest City
35	Reggie Chaney	Tulsa

PRONUNCIATION GUIDE

23	Ibrahim (Ibby)	IB-ra-him (IB-ee)
	Ali	ALL-lee
2	Adrio Bailey	A-Dree-O
4	Emeka	Eh-MEHK-uh
	Obukwelu	Oh-Boo-KWEL-lu
22	Gabe Osabuohien	oh-sah-BOY-en
0	Desi Sills	Dez-ee

ROSTER BY CLASS

Seniors: 0

Juniors: 3 (1 Scholarship - 1 walk-on - 1 ineligible transfer)

2	Adrio Bailey	Junior
15	Jonathan Holmes (walk-on)	Junior
4	Emeka Obukwelu (walk-on, ineligible 2018-19)	Junior

Sophomores: 5 (4 scholarship - 1 walk-on)

5	Jalen Harris	Redshirt Sophomore
10	Daniel Gafford	Sophomore
22	Gabe Osabuohien	Sophomore
13	Mason Jones	Sophomore
12	Ty Stevens (walk-on)	Sophomore

Freshmen: 8 (5 active - 3 inactive)

0	Desi Sills	Freshman
1	Isaiah Joe	Freshman
11	Keyshawn Embery-Simpson	Freshman
24	Ethan Henderson	Freshman
35	Reggie Chaney	Freshman
	Justice Hill (practice player)	Freshman
3	Khalil Garland (will not play '18-19)	Redshirt Freshman
23	Ibrahim Ali (scheduled to redshirt)	Freshman



ALI Ibrahim / #23 BAILEY Adrio / #2 CHANEY Reggie / #35 EMBERY-SIMPSON Keyshawn / #11 GAFFORD Daniel / #10 GARLAND Khalil / #3 HARRIS Jalen / #5 HENDERSON Ethan / #24



HILL Justice HOLMES Jonathan / #15 JOE Isaiah / #1 JONES Mason / #13 OBUKWELU Emeka / #4 OSABUOHIE Gabe / #22 SILLS Desi / #0 STEVENS Ty / #12

Arkansas has taken at least one charge in 10 straight games.

^ Over that 10-game span, Arkansas has taken a total of 27 charges.

^ Arkansas has taken 10 charges over the last two games (four at LSU and six versus Vanderbilt).

Gabe Osabuohien took three charges at LSU. It was the second time this season he has taken three in a game (also versus UT Arlington) and the third time a Razorback has done so as Isaiah Joe took three versus UT Arlington.

To no surprise, Osabuohien and Joe rank 1-2 on the team in charges taken with 18 and 17, respectively.

Last season, Daniel Gafford led the team by taking nine charges and Osabuohien tied for second with eight.

Overall, the Razorbacks took 47 charges last season and have taken 50 to date this season.

Hey Joe, Where You Going with That Ball in Your Hand?

Isaiah Joe is going into the record books as he is on pace to set two school records, is threatening an SEC record and could have one of the top-5 freshman seasons in NCAA history.

RECORD WATCH 1: Joe has made 79 3-pointers with the Arkansas record by a freshman being 83 by Rotnei Clarke in 2009.

RECORD WATCH 2: With 10 guaranteed games left (9 regular season and 1 SEC tourney, Joe is currently on pace to finish with "114.9" 3-pointers made this season. The Arkansas record for 3's made in a season is 102 by Scotty Thurman in 1994-95.

RECORD WATCH 3: At Joe's current on pace of finishing with "114.9" 3-pointers made, he would become the SEC freshman leader for 3-pointers made. The current record is 113 by Kentucky's Jamal Murray (2015-16).

RECORD WATCH 4: Murray currently stands third on the NCAA list for 3-pointers made in a season by a freshman. Stephen Curry (Davidson) is the NCAA freshman leader for 3's made in a season with 122 in 2006-07.

NOTE: This year's NCAA leader in 3's made Antoine Davis of Detroit Mercy is a freshman with 102 3-pointers made.

Joe Leads NCAA Frosh in 3-Point Shooting

Isaiah Joe ranks 20th in the NCAA overall in 3-point field goal percentage (.444) but he leads all NCAA freshmen in the category.

Joe, who leads all SEC players in 3's made, ranks second among NCAA freshmen in both 3-pointers made (79) and 3-pointers made per game (3.59). The NCAA leader, also a freshman, is Antoine Davis of Detroit Mercy (102 and 4.64 per game - He has attempted 251 and makes 40.6% of his 3's).

Last Time Out for Razorbacks

Keyshawn Embery-Simpson drilled a 3-pointer with 14 seconds remaining to give Arkansas 67-66 lead and, after Jalen Harris forced a turnover on the ensuing Vanderbilt possession, Mason Jones sank two free throws with seven seconds left for a 69-66 victory over the Commodores.

Vanderbilt had one final chance to tie the game, but Matt Ryan missed a 3-pointer and Harris pulled down the rebound to secure the Razorbacks' victory.

Not only did Daniel Gafford provide the assist on Embery-Simpson's 3-pointer, the sophomore scored a game-high 28 points, making a career-high 10-of-12 free throws. Isaiah Joe made six 3-pointers and scored 18 points while handing out a game and career-high five assists.

Arkansas trailed most of the first half before making a charge at the end of the period, thanks to four 3-pointers by Joe, to trail by one, 35-34 at halftime.

Gafford kept the momentum going after intermission, scoring the first six points (two field goals and two free throws) to start the second half and give the Razorbacks a five-point lead. Arkansas would eventually lead by as



DESI SILLS

0 G • Fr. • 6-2 • 196
Jonesboro, Ark.

Year	GP	GS	Min	Avg	FG	FGA	Pct	3FG	3FGA	Pct	FT	FTA	Pct	Off	Def	Tot	Avg	PF	FO	Ast	TO	Blk	Stl	Pts	Avg
2018-19	22	0	328	14.9	28	67	.418	11	34	.324	19	29	.655	7	19	26	1.2	42	0	37	34	0	11	86	3.9

Among those without a start, second on the team in minutes off the bench (14.9) and been first (or tied) sub in 12 of 22 games ... Leads bench players with 37 assists ... Scored career-high 14 at Texas A&M, including 13 in the 1st half ... A consensus top 50 pick among the nation's top point guards ... Two-time, 1st team 6A All-State selection (2017 and 2018).

CAREER HIGHS

PTS: 14 at Texas A&M (01/05/19)
REB: 3 (3x), last vs. Missouri (01/23/19)
AST: 6 vs. FIU (12/01/18)
STL: 2 (2x), last vs. Austin Peay (12/28/18)
BLK: --



ISAIAH JOE

1 G • Fr. • 6-5 • 167
Fort Smith, Ark.

Year	GP	GS	Min	Avg	FG	FGA	Pct	3FG	3FGA	Pct	FT	FTA	Pct	Off	Def	Tot	Avg	PF	FO	Ast	TO	Blk	Stl	Pts	Avg
2018-19	22	22	651	29.6	99	230	.430	79	178	.444	36	49	.735	14	41	55	2.5	40	0	39	26	1	32	313	14.2

SEC Player of the Week (12/3) as he scored 34 points and made 10-of-3 3's vs. FIU ... 10th in NCAA in 3's made/gm (3.59) ... Among NCAA Freshmen, 1st in 3PT FG% (.444) and 2nd in 3FG made (79) ... Scored double-digits in each of the first 13 games and 18 of 22 ... Leads team in steals (32) ... Second on the team with 17 charges taken ... Was the USA TODAY and Gatorade Arkansas Player of the Year.

CAREER HIGHS

PTS: 34 vs. FIU (12/01/18)
REB: 5 (3x), last at Ole Miss (01/19/19)
AST: 5 (2x), last vs. Vanderbilt (02/05/19)
STL: 5 (2x), last vs. Austin Peay (12/28/18)
BLK: --



ADRIO BAILEY

2 F • Jr. • 6-6 • 222
Campti, La.

put game away:																									
Year	GP	GS	Min	Avg	FG	FGA	Pct	3FG	3FGA	Pct	FT	FTA	Pct	Off	Def	Tot	Avg	PF	FO	Ast	TO	Blk	Stl	Pts	Avg
2018-19	22	20	427	19.4	54	120	.450	2	6	.333	27	46	.587	17	53	70	3.2	18	20	15	17	13	137	6.2	
CAREER	80	38	1066	13.3	129	257	.502	2	6	.333	53	98	.541	59	125	184	2.3	147	3	42	49	45	46	313	3.9

A team captain ... Represents Arkansas on the SEC Men's Basketball Leadership Council ... Has been solid over 3-game win streak: 5.7 ppg ... 3rd on team with 67 deflections ... Had career-high 20-point effort vs UC Davis where he made 1st career 3-pointer ... Also vs UCD, scored 8 pts during 22-1 run to put game away.

CAREER HIGHS

PTS: 20 vs. UC Davis (11/12/18)
REB: 7 (2x), last vs Oklahoma (11/23/17)
AST: 3 vs. Fresno State (11/17/17)
STL: 3 (4x) - last vs UTA (11/23/18)
BLK: 5 vs. North Carolina (11/24/17)



JALEN HARRIS

5 G • R-So. • 6-2 • 166
Wilson, N.C.

Year	GP	GS	Min	Avg	FG	FGA	Pct	3FG	3FGA	Pct	FT	FTA	Pct	Off	Def	Tot	Avg	PF	FO	Ast	TO	Blk	Stl	Pts	Avg
2018-19	22	22	674	30.6	63	171	.368	8	53	.151	54	77	.701	10	50	60	2.7	49	1	127	35	4	25	188	8.5
CAREER	53	40	1313	24.8	110	278	.396	15	80	.188	92	128	.719	12	104	116	2.2	113	1	199	75	7	50	327	6.2

A team captain ... 5th in NCAA / 1st in SEC in assist-turnover ratio (3.63) ... 29th in NCAA in assists (5.8) ... 7 games w/ no turnovers, only 5 games with three-plus ... Career-high 15 pts at TX A&M, adding 9 assists ... Career-high 12 assists at Colorado St. ... Double-doubles vs Montana St (11 pts & 11 asts) and vs. UTSA (11 pts & 10 asts) ... 10 assists vs. FIU.

CAREER HIGHS

PTS: 15 (2x), last at Texas A&M (01/05/19)
REB: 9 vs. Nevada (01/07/17)
AST: 12 at Colorado State (12/05/18)
STL: 4 at Colorado State (12/05/18)
BLK: 2 vs. Georgia (01/29/19)



DANIEL GAFFORD

10 F • So. • 6-11 • 233
El Dorado, Ark.

Year	GP	GS	Min	Avg	FG	FGA	Pct	3FG	3FGA	Pct	FT	FTA	Pct	Off	Def	Tot	Avg	PF	FO	Ast	TO	Blk	Stl	Pts	Avg
2018-19	22	22	634	28.8	144	216	.667	0	0	.000	84	141	.596	61	135	196	8.9	61	3	19	57	44	22	372	16.9
CAREER	57	48	1424	25.0	308	487	.632	0	0	.000	169	302	.560	138	275	413	7.2	175	6	43	94	120	41	785	13.8

A team captain ... Sporting News Midseason All-American (3rd tm) ... SEC Player of the Week (27 pts & 12 rebs vs. Indiana) ... 8 double-doubles ... Career-high 32 vs LSU ... 5th NCAA in FG% (.667) ... 2nd in SEC w/ 8.9 rpg, 5th 15.9 ppg ... Team-best 11 deflections ... Naismith Trophy, Lute Olson Award & Kareem Abdul-Jabbar Award Watch Lists ... Preseason 1st team All-SEC ... Consensus lottery pick on Mock Drafts.

CAREER HIGHS

PTS: 32 vs. LSU (01/12/19)
REB: 14 vs. UTSA (12/15/18)
AST: 4 vs. Oral Roberts (12/19/17)
STL: 3 (2x), last vs. Austin Peay (12/28/18)
BLK: 7 (2x) - last vs. Auburn (02/27/18)



KEYSHAWN EMBURY-SIMPSON

11 G • Fr. • 6-3 • 202
Midwest City, Okla.

Year	GP	GS	Min	Avg	FG	FGA	Pct	3FG	3FGA	Pct	FT	FTA	Pct	Off	Def	Tot	Avg	PF	FO	Ast	TO	Blk	Stl	Pts	Avg
2018-19	22	0	337	15.3	36	105	.343	19	66	.288	17	24	.708	5	24	29	1.3	27	0	17	14	2	17	108	4.9

Among those without start, leads team in scoring (4.9 ppg) & minutes off the bench (15.3) ... 1st sub in 3 of last 4 games ... Made 3-pointer with 14 seconds left vs. Vandy for a 67-66 lead ... Career-high 16 pts at Ole Miss and at LSU ... Played his senior year at IMG Acad. (Fla) ... 247Sports.com tabbed him the 22nd-best point guard in the nation ... As a junior at Midwest City HS, was ranked #1 player in the state.

CAREER HIGHS

PTS: 16 (2x), last at LSU (02/02/19)
REB: 3 (3x), last vs. Georgia (01/29/19)
AST: 3 (2x), last at Tennessee (01/16/19)
STL: 3 vs. FIU (12/01/18)
BLK: 1 (2x), last vs. UTSA (12/15/18)



MASON JONES

13 G • So. • 6-5 • 207
Desoto, Texas

Year	GP	GS	Min	Avg	FG	FGA	Pct	3FG	3FGA	Pct	FT	FTA	Pct	Off	Def	Tot	Avg	PF	FO	Ast	TO	Blk	Stl	Pts	Avg
2018-19	22	22	669	30.4	88	216	.407	47	138	.341	79	99	.798	13	85	98	4.5	54	2	67	42	4	22	302	13.7

Scored game winner 2x this season - hit FT w/ 2seconds left vs. Indiana and FG with 22 seconds left at #19 LSU ... Has led team in scoring 7x, assists 5x & both points and assists 4x ... 2nd on team rebounds (4.6), assists (6.5), third in scoring (13.7) ... Also had career-high 7 assists with no TO versus Indiana ... Had double-double (19 and 10) vs. FIU ... Avg. 15.5 pts, 6.9 rebs at Connors State JC.

CAREER HIGHS

PTS: 30 vs. Florida (01/09/19)
REB: 10 vs. FIU (12/01/18)
AST: 7 vs. Indiana (11/18/18)
STL: 3 (2x), last vs. Texas State (12/22/18)
BLK: 1 (4x), last vs. Georgia (01/29/19)



JONATHAN HOLMES

15 G • Jr. • 5-10 • 190
Columbia, Ill.

Year	GP	GS	Min	Avg	FG	FGA	Pct	3FG	3FGA	Pct	FT	FTA	Pct	Off	Def	Tot	Avg	PF	FO	Ast	TO	Blk	Stl	Pts	Avg
2018-19	3	0	7	2.3	0	5	.000	0	3	.000	0	0	.000	0	0	0	0.0	1	0	0	0	0	0	0	0
CAREER	20	0	32	1.6	7	25	.280	2	13	.154	1	2	.500	2	2	4	0.2	3	0	1	2	0	1	17	0.9

Fan favorite ... Given scholarship on Feb. 7, 2019 ... Last season saw action in 11 games and scored 15 points with three rebounds ... Hit his first collegiate 3-pointer versus Bucknell and added a trey versus Troy ... As a freshman, SEC First-Year Academic Honor Roll ... Played in six games as a walk-on.

CAREER HIGHS

PTS: 3 (2x), last vs. Oral Roberts (12/19/17)
REB: 1 (4x), last vs. Vanderbilt (02/10/18)
AST: 1 vs. Samford (11/10/17)
STL: 1 vs. Bucknell (11/12/17)
BLK: 0 --



GABE OSABUOHIEIN

22 F • So. • 6-8 • 221
Toronto, Canada

Year	GP	GS	Min	Avg	FG	FGA	Pct	3FG	3FGA	Pct	FT	FTA	Pct	Off	Def	Tot	Avg	PF	FO	Ast	TO	Blk	Stl	Pts	Avg
2018-19	22	0	292	13.3	21	65	.323	5	18	.278	17	37	.459	29	37	66	3.0	65	4	28	27	9	15	64	2.9
CAREER	42	0	428	10.2	31	90	.344	5	22	.227	19	47	.404	35	59	94	2.2	86	4	35	38	12	18	86	2.0

Pronounced oh-sah-BOY-en ... High energy guy off the bench ... 1st sub off bench in 16 of 22 games ... Leads the team with 18 charges taken ... Last year, 2nd-t on team in charges taken with 8 ... Had career-high 13 pts at Ole Miss and career-high 8 rebounds vs. Florida ... Made (5) and took (7) career-high FT at Tennessee ... Made 1st career 3-pointer to give Arkansas 38-35 lead at halftime vs. Indiana.

CAREER HIGHS

PTS: 13 at Ole Miss (01/19/19)
REB: 8 vs. Florida (01/09/19)
AST: 6 at LSU (02/02/19)
STL: 2 (3x), last vs. Vanderbilt (00/05/19)
BLK: 2 vs. Georgia (01/29/19)



ETHAN HENDERSON

24 F • Fr. • 6-8 • 210
Little Rock, Ark.

Year	GP	GS	Min	Avg	FG	FGA	Pct	3FG	3FGA	Pct	FT	FTA	Pct	Off	Def	Tot	Avg	PF	FO	Ast	TO	Blk	Stl	Pts	Avg
2018-19	6	0	22	3.7	2	2	1.000	0	0	.000	1	3	.333	2	4	6	1.0	3	0	1	3	1	3	5	0.8

Had two steals and a put-back basket at Tennessee ... Rated the top player in Arkansas by 247Sports.com, ESPN.com and Future150.com, which also tabbed him the 30th-best power forward in the nation ... Named to the USA TODAY All-Arkansas first team ... Helped Parkview HS win the 2018 and 2016 5A state championships.

CAREER HIGHS

PTS: 3 vs. FIU (12/01/18)
REB: 2 (2x), last vs. UTA (11/23/18)
AST: 0
STL: 2 at Tennessee (01/15/19)
BLK: 1 vs. Montana State (11/21/18)



REGGIE CHANEY


35 F • Fr. • 6-8 • 222
Tulsa, Okla.

Year	GP	GS	Min	Avg	FG	FGA	Pct	3FG	3FGA	Pct	FT	FTA	Pct	Off	Def	Tot	Avg	PF	FO	Ast	TO	Blk	Stl	Pts	Avg
2018-19	22	2	369	16.8	60	106	.566	0	0	.000	8	21	.381	29	57	86	3.9	59	1	16	32	32	13	128	5.8


Had career-high 5 BLKS vs UGA & added 6 rebs ... Had a BLK in 15 straight gms (Gms 2-16) ... Career-highs 12 pts vs. Austin Peay & LSU ... Started vs. Austin Peay and at Ole Miss ... Set/tied career highs in assists (4), steals (4) & blocks (3) vs UTSA ... Had 3 blocks vs Indiana & Ga Tech ... On the USA TODAY All-Nevada second team (Findley Prep) ... As junior, rated #3 overall prospect from TX (Frisco Liberty HS).

CAREER HIGHS

PTS: 12 (2x), last vs. LSU (01/12/19)
REB: 8 (2x), last at Colorado St. (12/05/18)
AST: 4 (2x), last vs. Missouri (01/23/19)
STL: 4 (2x), last vs. LSU (01/12/19)
BLK: 5 vs. Georgia (01/29/19)




1980-82 - Student-Athlete




1982-85 - Volunteer Assistant



1985-89 - Volunteer Assistant
1989-00 - Assistant Coach
2000-02 - Assistant Head Coach



2002-06 - Head Coach
89-41 (.680)



2006-11 - Head Coach
111-57 (.660)



2011-Present - Head Coach
165-94 (.637)

many as 10 (56-46) midway through the second half.

- Vanderbilt went on a 14-2 run over the next five minutes, capped by a Saben Lee triple, to put the Commodores up two. Gafford answered with a dunk to tie the game. Vandy regained a one-point lead before Gafford slammed home another to put the Hogs up one (62-61) with three minutes to play.
- The Commodores would go up two (66-64) with 40 seconds left, forcing an Arkansas timeout. Embery-Simpson checked into the game during the stoppage and, 20 seconds later, hit the biggest shot of his young career to put his squad up one with 14 seconds left.

NET Gains

- With four straight SEC wins and a close loss at nationally-ranked Texas Tech, Arkansas has seen its net go from 84 to 57 – after the win at LSU and prior to beating Vanderbilt Tuesday.

Win Streak II

- **PART 1:** Earlier this year, Arkansas had a six-game win streak. Under Mike Anderson, Arkansas has had win streaks of at least six games in six of his eight years.
- **PART 2:** Arkansas has won four straight SEC games. The Razorbacks have won at least four straight SEC games in each of the last six years. The Razorbacks' best SEC win streak during the last six years is seven in 2014-15 (Feb. 3-24).

Hogs Love February Under Anderson

- Head coach Mike Anderson has said he feels his team is rounding into form and finding its rhythm. A 2-0 start in February may be proving him right.
- Also, if the past is a guide, February should be promising for the Razorbacks.
- Now in his eighth season, the Razorbacks are 38-20 (.655 winning percentage) in February – its best month in SEC play historically under Anderson.
- The Razorbacks have won at least six games in February in four of the last five seasons.

Late Game Heroics

- Arkansas has won each of its last two games (and total of three this season), thanks to late-game heroics by Mason Jones and Keyshawn Embery-Simpson.
- First, in game three of the season versus Indiana and the game tied 72-72, Mason Jones snagged a defensive rebound and was fouled with two seconds left. Jones made the first free throw for a 73-73 lead. He smartly missed the second on purpose leaving the Hoosiers with a full-court heave that came up short for the Razorback win.
- At LSU Saturday with the Razorbacks down one, 89-88, with 36 seconds left, Mason Jones drove the left side of the lane and made a jumper with 22 seconds left for a one-point lead, 90-89. LSU had three chances to win it, but could not convert for the Razorback win.
- On Tuesday, while Keyshawn Embery-Simpson's 3-poniter with 14 seconds left grabbed the headline – giving Arkansas a 67-66 lead, Mason Jones gave the Razorbacks a much-needed, 3-point cushion by hitting two free throws with seven seconds left to provide the 69-66 final,

Halftime Heroics

- In three straight games, Arkansas made a basket at the buzzer prior to halftime – and a total of four buzzer beaters.
- Versus Missouri, Daniel Gafford threw up an off-balanced shot that went in as the buzzer sounded to cut the Razorback deficit to two, 34-32, which spurred a second-half comeback win.
- At Texas Tech, Arkansas trailed most of the first half before Jalen Harris hit a jumper between half court and the top of the key as time expired to give the Razorbacks a 33-30 lead at the break. Harris later hit a layup at the final buzzer to provide the 67-64 final.
- Versus Georgia, Arkansas was down three with 1:10 left before halftime. Mason Jones hit a 3-pointer with 23 seconds left to tie the game. Jalen Harris then got a steal and made a fast-break layup with three seconds left to give Arkansas a 31-29 lead at the break.
- At LSU, the streak ended but it wasn't due to a lack of effort. Daniel Gafford got a steal with two seconds left that landed in Keyshawn Embery-Simpson's hands. Embery-Simpson launched a three-quarter court shot that rimmed out as the halftime buzzer sounded.
- Versus Vanderbilt, Isaiah Joe didn't make a 3-pointer at the buzzer, but he made the last basket of the half with 26 seconds left to cut the Razorback deficit to one, 35-34, at the break. **Overall, Joe made 3's on four of Arkansas' final five possessions of the first half.**

25th Anniversary of National Championship

- The 2018-19 season is the 25th anniversary of Arkansas defeating Duke, 76-72 in Charlotte, for the 1994 NCAA National Championship. The Razorbacks defeated Arizona, 91-82, in the Final Four.
- **The 1993-94 season for the Razorbacks was:**
 - **1 of 33 NCAA berths (32 appearances).**
 - **1 of 6 NCAA Final Four appearances.**
 - **1 of 2 NCAA Championship appearances** as Arkansas returned to the national championship game the following year (1995) as well.
- The 1993-94 Razorbacks were led by Hall of Fame coach Nolan Richardson and current Head Hog Mike Anderson was an assistant on that staff.
 - Arkansas was ranked #1 nine weeks during that season, was ranked among the top 6 all season, finished with a 31-1 record and was SEC regular-season champion.
 - Current Razorback assistant coach Scotty Thurman, who scored 15 points, is know for hitting critical 3-pointer late in the game as the shot clock expired to break a 70-70 tie. He also hit a 3-pointer late in the first half to give Arkansas a 34-33 lead at the break.
 - Corliss Williamson had a game-high 23 points and Corey Beck had a double-double (15 pts - 10 rebs).

Gafford, Sporting News Midseason All-American

- The Sporting News announced its 2018-19 Midseason All-American squad on Jan. 15 and Arkansas sophomore Daniel Gafford was selected to the third team.
- Gafford and Tennessee's Grant Williams were the only two SEC players on the 15-member team.

THE GAFFORD FILE

2019 SPORTING NEWS MIDSEASON ALL-AMERICAN

- One of 15 players. Gafford was named to the third team and was one of just two SEC players to make the list (UT's Grant Williams was 1st team pick).

2019 CITIZEN NAISMITH TROPHY PRESEASON WATCH LIST

- One of 50 candidates as named by the Atlanta Tipoff Club for the 2019 Citizen Naismith Trophy Men's Player of the Year honor..

2019 LUTE OLSON AWARD PRESEASON WATCH LIST

- One of 40 candidates for the top Division I player in college basketball. The award is determined by a committee consisting of current DI head coaches, retired head coaches, athletic directors and/or conference administrators, members of the national media and collegeinsider.com staff members.

2019 KAREEM ABDUL-JABBAR PRESEASON WATCH LIST

- One of 21 candidates as named by the Naismith Memorial Basketball Hall of Fame. The award recognizes the top centers in men's college basketball.

SEC PLAYER OF THE WEEK (Nov .20, 2018)

2018-19 PRESEASON FIRST TEAM ALL-SEC

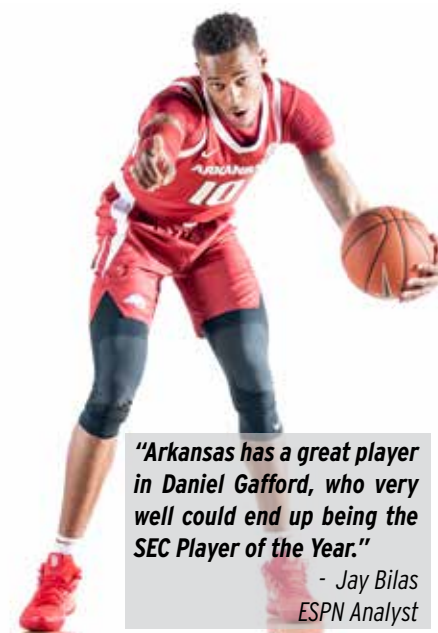
- **Media and Coaches**
- 2017-18 SEC ALL-FRESHMAN TEAM**
- **Was 3x SEC Freshman of the Week**

THE 2019 NBA MOCK DRAFTS

- Is projected to be a NBA Lottery pick in the 2019 draft, including (as of Oct. 20, 2018):
 - 7th by NBC Sports
 - 8th by Sports Illustrated
 - 8th by CBS Sports
 - 8th by BustingBrackets.com
 - 9th by Forbes
 - 10th by ESPN
 - 10th by NBADraft.net
 - 11th by Draftsite.com
 - 13th by BleacherReport.com
 - 14th by SBNation.com

HOW HE SPENT HIS SUMMER

- Invited to participate in the Nike Basketball Academy in Los Angeles. The annual developmental camp allowed 25 highly-touted college basketball players the opportunity to learn and train with current and past NBA superstars through a series of off-court workouts, drills, film sessions and 5-on-5 competition.



"Arkansas has a great player in Daniel Gafford, who very well could end up being the SEC Player of the Year."

- Jay Bilas
ESPN Analyst

MISCELLANEOUS STATS
Double-Figure Scoring Games

Player	16-17	17-18	18-19	Career
Gafford	NA	22	19	41
Joe	NA	NA	18	18
Jones	NA	NA	14	14
Harris	2	NA	9	11
Bailey	1	3	5	9
Chaney	NA	NA	5	5
Embery-Simpson	NA	NA	4	4
Osabuohien	NA	0	1	1
Sills	NA	NA	1	1

20+ Point Scoring Games

Player	16-17	17-18	18-19	Career
Gafford	NA	2	7	9
Jones	NA	NA	5	5
Joe	NA	NA	4	4
Bailey	0	0	1	1

30+ Point Scoring Games

Player	16-17	17-18	18-19	Career
Gafford	NA	0	1	1
Joe	NA	NA	1	1
Jones	NA	NA	1	1

3+ Three-Pointers in a Game

Player	16-17	17-18	18-19	Career
Joe	NA	NA	15	15
Jones	NA	NA	7	7
Embery-Simpson	NA	NA	2	2
Sills	NA	NA	1	1

5+ Three-Pointers in a Game

Player	16-17	17-18	18-19	Career
Joe	NA	NA	7	7
Jones	NA	NA	2	2

Double Figure Rebounding Games

Player	16-17	17-18	18-19	Career
Gafford	NA	4	10	14
Jones	NA	NA	1	1

Double Figure Assists Games

Player	16-17	17-18	18-19	Career
Harris	0	NA	4	4

Double-Doubles

Player	16-17	17-18	18-19	Career
Gafford	NA	3	8	11
Harris	0	NA	2	2
Jones	NA	NA	1	1

5+ Assist Games

Player	16-17	17-18	18-19	Career
Harris	1	NA	13	14
Sills	NA	NA	4	4
Jones	NA	NA	4	4
Joe	NA	NA	2	2
Osabuohien	NA	0	1	1

3+ Steals in a Game

Player	16-17	17-18	18-19	Career
Joe	NA	NA	5	5
Bailey	0	1	2	3
Jones	NA	NA	2	2
Chaney	NA	NA	2	2
Harris	2	NA	2	4
Gafford	NA	1	1	2
Embery-Simpson	NA	NA	1	1

3+ Blocks in a Game

Player	16-17	17-18	18-19	Career
Gafford	NA	13	6	19
Chaney	NA	NA	4	4
Bailey	0	1	2	3

Gafford Backing Hype

- Daniel Gafford was on four preseason National Player of the Year Watch lists and named the Sporting News 2019 Midseason All-American team.
- He has eight double-doubles, second-best in the SEC. He only had three in 35 games as a freshman. Gafford has scored in double figures 20 times and pulled down double digits in rebounds 10 times.
- In games Gafford has a double-double, he averages 17.8 pts 11.4 rebs Arkansas is 7-1**
- In games Gafford does not have a double-double, he averages 16.4 pts 7.6 rebs Arkansas is 7-7**
- Gafford ranks fifth in the NCAA and first in the SEC in field goal percentage (.667).**
- Gafford is the only player in the SEC** to rank among the league's top 10 in scoring (5th, 16.9), rebounding (2nd, 8.9), blocked shots (6th, 2.0), offensive rebounds (5th, 2.8) and defensive rebounds (2nd, 6.14). In fact, he and Alabama's Donta Hall are the only two players to rank among the top 5 in both offensive and defensive rebounds.
- Gafford was named **SEC Player of the Week** for his play in leading Arkansas to a win over Indiana, scoring a then career-high 27 points and tying a then career-high with 12 rebounds.
- Gafford tied a school record, making 8-of-8 shots from the field versus Montana State. He is the 8th Razorback to make at least all 8 shot attempts in a game and the first to do so twice in his career (also going 8-of-8 versus Minnesota last season).
- Versus UTA, Gafford made a career-best nine free throws and tied a career-high with 10 attempts.
- At Colorado State, battled foul trouble in the first half and did not attempt a field goal. He scored 10 points and had six rebounds in the second half and spurred a 13-0 run to put the game away.
- Had a career-high 14 rebounds vs. UTA and tallied his fourth double-double (13 pts and 14 boards).
- Gafford posted a career-high 32 points versus LSU, making career-highs 14 shots and having a career-high 19 attempts.

Big Dan; Has Career Day at FT Line vs. Vandy

- Daniel Gafford has played well during Arkansas' four-game SEC winning streak.
- Versus Vanderbilt, he made a career-high 10 free throws on 12 attempts. Over his last three, Gafford has made 16-of-21 (.762). Also vs. Vandy, had the assist on Keyshawn Embery-Simpson 3-pointer with 14 seconds left for 67-66 lead.

	FG	REB	BLK	STEAL	PTS
^ Missouri	6-9 (.667)	10	0	2	13
^ Georgia	3-4 (.750)	5	4	0	11
^ at LSU	11-15 (.733)	8	2	2	23
^ Vandy	9-14 (.643)	9	2	0	28
TOTALS	29-42 (.690)	32/8.0 avg	8	4	75 / 18.8 avg

Mo-Joe Returns

- Isaiah Joe had a slow start to SEC play, began to play well, had a set back as battled a flu bug and is once again playing well.
- 1st 3 SEC 7.3 ppg FG: 7-23 (.304) 3PTFG: 5-17 (.294)
- Next 3 SEC 19.0 ppg FG: 19-39 (.487) 3PTFG: 17-34 (.500)
- 2 sick games 4.0 ppg FG: 2-10 (.200) 3PTFG: 1-8 (.125)
- Last 2 games 18.0 ppg FG: 12-25 (.500) 3PTFG: 10-18 (.556)

No Ordinary Joe; Leads SEC in 3's Made

- Isaiah Joe has made at least one 3-pointer in 20 of 22 games (was 0-for-1 vs. LSU and 0-for-5 at Texas Tech) and made at least three 3-pointers in a game 14 times this season.
- The last two games, he has made 10 3's, including six versus Vanderbilt and four on Arkansas's last five possession to send the first half.
- He **RANKS 10TH THE NCAA** and **FIRST IN THE SEC** in 3-pointers made per game (3.59). He also leads the SEC in

MOST SEC WINS IN THE...

LAST 2 YEARS 2017-2018		LAST 3 YEARS 2016-2018		LAST 4 YEARS 2015-2018		LAST 5 YEARS 2014-2018		LAST 6 YEARS 2013-2018	
1. Kentucky	26	1. Kentucky	39	1. Kentucky	57	1. Kentucky	69	1. Kentucky	81
2. Florida	25	2. Florida	34	2. ARKANSAS	44	2. Florida	60	2. Florida	74
3. ARKANSAS	22	3. ARKANSAS	31	3. Florida	42	3. ARKANSAS	54	3. ARKANSAS	64
4. Tennessee	21	4. South Carolina	30	4. Texas A&M	41	4. Texas A&M	49	4. Georgia	58
5. Auburn	20	5. Texas A&M	30	5. Georgia	37	5. Georgia	49	5. Ole Miss	57
6. South Carolina	19	6. Tennessee	27	6. South Carolina	36	6. Ole Miss	45	6. Texas A&M	56
7. Alabama	18	7. Vanderbilt	27	7. Vanderbilt	36	7. Tennessee	45	7. Tennessee	56
8. Texas A&M	17	8. Alabama	26	8. Ole Miss	36	8. Vanderbilt	43	8. Alabama	53
9. Georgia	16	9. Georgia	26	9. Tennessee	34	9. South Carolina	41	9. Vanderbilt	51
10. Vanderbilt	16	10. Auburn	25	10. Alabama	34	10. Alabama	41	10. LSU	50
11. Ole Miss	15	11. Ole Miss	25	11. LSU	32	11. LSU	41	11. South Carolina	45
12. Miss. State	15	12. Miss. State	22	12. Auburn	29	12. Auburn	35	12. Auburn	38
13. Missouri	12	13. LSU	21	13. Miss. State	28	13. Miss. State	31	13. Missouri	38
14. LSU	10	14. Missouri	15	14. Missouri	18	14. Missouri	27	14. Miss. State	35

3-pointers made (79), which ranks 14th-best in the NCAA.
 • More impressively, while he is second in the SEC in 3-attempted (178), he is second in the SEC / 20th in the NCAA and tops among NCAA freshmen in 3-point FG% (.444).

• AMONG NCAA FRESHMEN:

- 1st in 3-pt FG pct. (.444)
- 2nd in 3-pt FG made per game (3.59)
- 2nd in 3-pt FG made (79)

2nd among NCAA Frosh is Oral Robert's DJ Weaver - .430
 NCAA FR & Overall Leader (Detroit Mercy's Antoine Davis - 4.64)
 NCAA FR & Overall Leader (Detroit Mercy's Antoine Davis - 102)

• **RECORD2D WATCH:** With 10 guaranteed games left (regular-season and at least one at SEC Tourney), Joe is on pace to finish with 115 3's made. That would break the Arkansas single-season mark of 102, set by Scotty Thurman in 1994-95.

• **OTHER RECORD WATCH:** Joe only needs to make five more 3-pointers for the Arkansas record for 3-'s made by a freshman. Joe has made 79 and Rotnei Clarke made 83 as a freshman in 2009.

• **SEC RECORD WATCH:** Joe is on pace to make 115 3-pointers over. The SEC record for 3-pointers made in a season is 113 by Kentucky' Jamal Murray in the 2015-16 season.

Harris Helper

• Jalen Harris **has seven games with no turnovers** this season. With that, he ranks **FIFTH IN THE NCAA** and **FIRST IN THE SEC** in assist-to-turnover ratio (3.63). He is **29th nationally** and fifth in the SEC in assists per game (5.8).

• **RECORD WATCH:** With 10 guaranteed games left (regular-season and at least one at SEC Tourney), Jalen Harris is on pace to have 185 assists this season, which would rank the school's top 10 single-season list. The Arkansas single-season record for assists is 219, set by Kareem Reid in 1995-96.

Jones-ing

- Mason Jones is coming off three games where he has figured prominently in the win.
- First, he led the team in scoring (23), rebounding (6) and assists (4) in the win over Georgia.
- Second, while he only scored 10 points at LSU, those final two points – a jumper in the lane with 22 seconds left – gave Arkansas a 90-89 lead to propel the Razorbacks to the win.
- Third, only scored seven points, but sank two free throws with seven seconds left to give Arkansas a 69-66 lead.
- Jones has led the team in both scoring and assists in the same game four times this season (Georgia Tech, Texas State, Florida and Georgia). Overall, he has led the team in scoring a team-best seven times, while leading the team in assists six times and rebounding twice.
- Jones leads the team in free throw percentage (.798) and is second on the team in rebounding (4.5), second in assists (6.7) and third in scoring (13.7).

Arkansas is Not Just Young, But Inexperienced Too

• Arkansas is not only one of the youngest teams in the nation, but also one of the most inexperienced.

9 TEAMS WITH NO SENIORS	MOST FR/SO ON SCHOLARSHIP	FEWEST UPPERCLASSMEN ON SCHOLARSHIP
ARKANSAS	12 - Duquesne	1 - ARKANSAS
Mount St. Mary's Univ.	11 - ARKANSAS	1 - Duquesne
Seattle / Cal Northridge	11 - Mount St. Mary's Univ.	
Duquesne / North Florida		
Virginia / Cal / UT Arlington		
MOST SCHOLARSHIP NEWCOMERS	FEWEST RETURNING SCHOLARSHIP PLAYERS	
13 - Detroit Mercy	1 - Chattanooga	
12 - FAU	2 - Duquesne	
12 - Seattle	2 - Drake	
12 - UT Arlington	3 - ARKANSAS	
11 - Missouri State	3 - USF	
11 - Duquesne	3 - MTSU	
10 - Mount St. Mary's Univ	3 - Missouri State	
10 - Belmont	3 - Mount Saint Mary's Univ.	
10 - New Mexico	3 - UTA	
9 - ARKANSAS	3 - Detroit Mercy	
9 - Pepperdine	3 - FAU	
9 - MTSU	3 - UT Arlington	

"We have a bunch of piglets but they are starting to develop teeth. Best thing about piglets is they grow up to be Hogs."

- Mike Anderson

Arkansas Head Basketball Coach

Percentages Not in Returners Favor

• With three returning players, the 10 newcomers will be counted on heavily to fill several roles.

	Returning	Lost
Scoring	576 / 20.4%	2243 / 79.6%
• 3-Pointers Made	2 / 0.1%	267 / 99.9%
• FT Made	108 / 20.0%	432 / 80.0%
Rebounding	327 / 27.1%	880 / 72.9%
Assists	49 / 9.8%	452 / 90.2%
Blocked Shots	97 / 59.5%	66 / 40.5%
Steals	38 / 17.4%	180 / 82.6%

Block Party; 14th in NCAA/6th in SEC

- The Razorbacks had 14 blocked sots in the win over Georgia and have blocked at least three shots in 18 of their 22 games this season. (Had 1 at Tennessee, 0 versus Missouri, 2 at Texas Tech and 2 versus Vanderbilt.)
- Arkansas **ranks 14th in the NCAA, but 6th in the SEC** – in blocked shots (5.1).

Sustained Success, Elite SEC Company

• The Razorbacks are one of two teams in the league to finish .500 or better in SEC play each of the last six years.

Did You Know

- Of the **351 teams** in NCAA Division I Basketball:
 - ^ Only **37 teams** have gone to NCAA Tourney in 3 of last 4 years – **INCLUDING ARKANSAS.**
 - ^ Only **28 of those 37** played in last year's NCAA Tournament – **INCLUDING ARKANSAS.**
 - ^ Only **23 of those 28** played in each of the last two NCAA Tournaments – **INCLUDING ARKANSAS.**

• ABOUT ARKANSAS •

ABOUT ARKANSAS

Location	Fayetteville, Ark.
Enrollment	27,558
Founded	1871
Colors	Cardinal (PMS 201) and White
Nickname	Razorbacks
Conference	Southeastern (SEC)
Arena (Capacity)	Bud Walton Arena (19,200)

ADMINISTRATION

System President	Dr. Donald R. Bobbitt
Chancellor	Dr. Joseph E. Steinmetz
Athletic Director	Hunter Yurachek
Faculty Representative	Gerald Jordan

COMMUNICATIONS

Basketball SID	Mike Cawood
Email	tmcawood@uark.edu
Cell Phone	479-236-2090
Office Phone	479-575-3114
Office Fax	479-575-7481
Athletic Website	ArkansasRazorbacks.com
Arkansas Ticket Office	479-575-5151

HISTORY

First Year	1923-24
Seasons	96th
Overall Conference Championships	24 (2 SEC, 22 SWC)
SEC Overall Championships	2 (1992, 1994)
SEC Division Championships	4 (1992, 1993, 1994, 1995)
SEC Tournament Championships	1 (2000)
NCAA Tournament Appearances	33*
National Championships	1 (1994)
National Runner-Up	1 (1995)
NCAA Final Fours	6 (1941, 1945, 1978, 1990, 1994, 1995)
NCAA Elite Eight	10
NCAA Sweet 16	10
NIT Record (App.)	5-4 (3)

* - Arkansas received a bid in 1944 but was unable to participate due to a car accident. Total number of bids is 33 and total number of appearances is 32.

Mike'd Up Radio Show

- Featuring Mike Anderson and Chuck Barrett
- Sassy's Red House College Avenue (479-856-6966)

- Monday, Feb. 18	7-8 pm
- Monday, Mar. 4	7-8 pm

SEC TELECONFERENCE

MONDAY, FEB. 18

Monday, March 4
 Monday, March 11
 Monday, March 18

Order of Appearance (ALL TIMES CENTRAL):

10:00 a.m.	Bryce Drew, Vanderbilt
10:07 a.m.	Michael White, Florida
10:14 a.m.	Frank Martin, South Carolina
10:21 a.m.	Tom Crean, Georgia
10:28 a.m.	Will Wade, LSU
10:35 a.m.	John Calipari, Kentucky
10:42 a.m.	Rick Barnes, Tennessee
10:49 A.M. MIKE ANDERSON, ARKANSAS	
10:56 a.m.	Avery Johnson, Alabama
11:03 a.m.	Bruce Pearl, Auburn
11:10 a.m.	Kermit Davis, Ole Miss
11:17 a.m.	Ben Howland, Mississippi State
11:24 a.m.	Cuonzo Martin, Missouri
11:31 a.m.	Billy Kennedy, Texas A&M

• MIKE ANDERSON RECORD BREAKDOWN •

Overall:	365-192 (.655)
Home:	248-44
Away:	66-107
Neutral:	51-41
At Arkansas:	165-94 (.637)
Home:	120-20
Away:	27-53
Neutral:	18-21
Against Ranked Teams:	30-58
at Arkansas:	14-24
Home:	18-14, 10-5 at Arkansas
Away:	5-14, 3-12 at Arkansas
Neutral:	6-14, 0-7 at Arkansas
One-Possession Games:	49-40
at Arkansas:	25-18
Home:	25-9, 15-4 at Arkansas
Away:	16-22, 7-9 at Arkansas
Neutral:	8-9, 3-5 at Arkansas
Decided by 5 Pts / Less:	73-63
at Arkansas:	40-26
Home:	35-16, 21-6 at Arkansas
Away:	28-34, 15-15 at Arkansas
Neutral:	10-13, 4-5 at Arkansas
In Overtime Games:	12-13
at Arkansas:	8-8
Home:	9-2, 6-2 at Arkansas
Away:	3-8, 2-4 at Arkansas
Neutral:	0-3, 0-2 at Arkansas
Conference Games:	160-115
at Arkansas:	75-58
Home:	104-34, 50-17 at Arkansas
Away:	56-81, 25-41 at Arkansas
Scoring Below 50 Points:	0-4
at Arkansas:	0-2
Home:	0-0, 0-0 at Arkansas
Away:	0-4, 0-2 at Arkansas
Neutral:	0-0, 0-0 at Arkansas
Scoring 50-59 Points:	5-28
at Arkansas:	3-14
Home:	2-7, 2-3 at Arkansas
Away:	1-16, 0-10 at Arkansas
Neutral:	2-5, 1-1 at Arkansas
Scoring 60-69 Points:	44-72
at Arkansas:	18-39
Home:	22-14, 12-5 at Arkansas
Away:	15-40, 4-23 at Arkansas
Neutral:	7-18, 2-11 at Arkansas
Scoring 70-79 Points:	101-59
at Arkansas:	49-26
Home:	60-15, 30-7 at Arkansas
Away:	27-29, 13-12 at Arkansas
Neutral:	14-15, 6-7 at Arkansas
Scoring 80-89 Points:	121-26
at Arkansas:	46-12
Home:	87-8, 37-6 at Arkansas
Away:	15-15, 4-5 at Arkansas
Neutral:	19-3, 5-1 at Arkansas
Scoring 90-99 Points:	68-1
at Arkansas:	36-0
Home:	59-0, 30-0 at Arkansas
Away:	4-1, 2-0 at Arkansas
Neutral:	3-0, 2-0 at Arkansas
Scoring 100 or More Points:	24-1
at Arkansas:	11-0
Home:	18-0, 9-0 at Arkansas
Away:	1-1, 1-0 at Arkansas
Neutral:	5-0, 1-0 at Arkansas

Helping Hand; 19th in the NCAA/2nd in SEC

- Arkansas has dished out at least 20 assists in a game seven times and has had seven games with over 70 percent made baskets off assists.
- Arkansas ranks 19th in the NCAA and second in the SEC in assists (16.8).
- Games of note with high assist-to-made-basket ratio:

- Indiana	20 assists	28 FG made	71.4%
- Montana State	29 assists	37 FG made	78.4%
- UT Arlington	15 assists	21 FG made	71.4%
- FIU	28 assists	42 FG made	66.7%
- at Colorado State	29 assists	38 FG made	76.3%
- UTSA	17 assists	23 FG made	73.9%
- Austin Peay	21 assists	27 FG made	77.8%
- LSU	21 assists	34 FG made	61.8%
- Missouri	18 assists	26 FG made	69.2%
- at LSU	20 assists	35 FG Made	57.1%
- Vanderbilt	18 assists	23 FG Made	78.3%
- In four of its losses, the Razorbacks only had 6 assists at Texas Tech, 8 vs. Texas, 10 vs. Western Kentucky and 10 vs. Florida.

Team Leaders

• DEFLECTIONS SEASON

Daniel Gafford	111
Reggie Chaney	71
Adrio Bailey	67
Mason Jones	62
Jalen Harris	61
Isaiah Joe	59
Gabe Osabuohien	52
Keyshawn Embery-Simpson	46
Desi Sills	32

MOST IN A GAME 2018-19

10 Daniel Gafford at Colorado State
10 Reggie Chaney vs. UTSA
9 Daniel Gafford vs. Austin Peay
8 Adrio Bailey at Colorado State
8 Mason Jones at Ole Miss
7 Daniel Gafford vs. Indiana, UTSA AND Vandy
7 Isaiah Joe vs. UC Davis
7 Adrio Bailey vs. FIU
7 Reggie Chaney vs. Ga Tech

• CHARGES TAKEN SEASON

Gabe Osabuohien	18
Isaiah Joe	17
Keyshawn Embery-Simpson	5
Desi Sills	3
Jalen Harris	3

MOST IN A GAME 2018-19

3 Gabe Osabuohien vs. UT Arlington AND at LSU
3 Isaiah Joe vs. UT Arlington
2 Gabe Osabuohien vs. UC Davis, Texas St AND at Ole Miss
2 Isaiah Joe vs. Florida, LSU AND Vandy

Slam Dunk; On Pace to Break Last Year's Record

- The Razorbacks threw down 10 dunks in the win over Montana State - the second-best, single-game total in the Mike Anderson era. Arkansas added nine versus FIU.
- Arkansas has 96 dunks in 22 games this season, an average of 4.4 per game.
- Arkansas' 124 dunks in 2017-18 (3.5 per game) were the most of the Mike Anderson era. The only other Arkansas team to reach 100 dunks in a season was the 2014-15 team who totaled exactly 100 dunks.

Gafford Named SEC Player of the Week

- After posting career highs and leading the Razorbacks to a win over Indiana, Daniel Gafford was been named the SEC Men's Basketball Player of the Week.
- Gafford scored a career-high 27 points and tied his career high with 12 rebounds while adding three blocked shots and two steals. Gafford was most effective in the second half, scoring 19 points, grabbing seven rebounds and getting two steals. In fact, he was 9-for-10 shooting from the field in the period while the rest of the team was just 5-of-23 from the field and scored 16 points.
- Three times in within the final 11 minutes, Indiana took a one-point lead and, each time, Gafford answered to put the Razorbacks back on top. He additionally broke a 63-63 tie with 5:46 left with one of his four dunks on the evening. In the final seconds, Gafford tipped the ball out after a missed shot that led to a Mason Jones rebound and eventual game-winning free throw with 2.5 seconds left.

Joe Named SEC Player of the Week

- Isaiah Joe was named the Southeastern Conference Men's Basketball Player of the Week. Joe scored 34 points - 17 in each half - and made 10-of-13 shots from 3-point range to lead the Razorbacks to a 121-89 victory over FIU.
- Joe joins Courtney Fortson (Dec. 15, 2009) as the only Razorback freshman to be named SEC Player of the Week.
- The 34 points are second (tied) on the Arkansas all-time list for most points by a freshman in a game. Bobby Portis scored 35 as a freshman versus Alabama in 2014. Scotty Thurman scored 34 twice as a freshman. This was just the seventh time a Razorback freshman has ever scored at least 30 points in a game.
- He is just the fourth Razorback (fifth time in school history) to make at least 10 3-pointers in a game and just the 10th player in SEC history (11th time in league history) to make at least 10 in a game. (Arkansas' Rotnei Clarke had at least 10, 3's twice in his career).
- Joe was 10-for-13 from 3-point range and that .764 percentage ties for the best percentage in SEC history for those that made at least 10 in a game. (Alabama's John Petty was also 10-of-13 last season.)
- After FIU trimmed its deficit to four (24-20) at 8:29 in the first half, Joe drained a 3-pointer and scored 14 points over the next 4:37 to put Arkansas up 20.
- Joe started the game going 1-for-3 from 3-point range. He then made six straight attempts and finished the game making 9-of-his-last-10 from long distance.

Gafford Preseason All-SEC; Hogs Picked 10th

- Daniel Gafford was named to the SEC Men's Basketball Preseason All-Conference first team, as selected by a panel of both league and national media members.
- The Razorbacks, one of a league-record eight teams to play in the NCAA Tournament last season, were picked 10th in the preseason poll.

• The good news for Razorback fans is that Arkansas has exceeded the preseason polls in each of the last five years.

YEAR	PRESEASON	FINISH	Record • SEC
2013-14	8th	5th	22-12 • 10-8
2014-15	3rd	2nd	27-9 • 13-8
2015-16	1th	t-8th	16-16 • 9-9
2016-17	5th	t-3rd	26-10 • 12-6
2017-18	6th	t-4th	23-12 • 10-8
2018-19	10th	??	--

Anderson Honored by Brandon Burlsworth Foundation

- This past August, University of Arkansas head basketball coach Mike Anderson was honored at the annual Brandon Burlsworth Foundation Legends Dinner. Anderson is the ninth Legend the Burlsworth Foundation has honored.
- Anderson is one of four Division I coaches with 15-plus years of head coaching experience and has never experienced a losing season while being the only coach to accomplish the feat at three different programs. In his first 16 years of being a head coach, Anderson has led his teams to 11 postseason berths, including nine NCAA Tournament appearances, and posted 11, 20-win seasons.
- While his on-court success is evident, Coach Anderson is equally a champion in the community. He created his own Mike Anderson Foundation, which provides funding for programs focused on preventative health care education and assists organizations that offer nutritional support for children. Anderson is active with the Yvonne Richardson Center and Samaritan's Feet. Also, each year at the annual Red-White Game, fans get in free with a canned food item, which helps support the Northwest Arkansas Food Bank. In fact, Anderson has done similar food drives as the head coach at Missouri and UAB as well as assist with Special Olympics at all three stops.

Moncrief Enshrined in Hall of Fame; Joins Richardson and Sutton in Hall

- Last March, Arkansas legend Sidney Moncrief was elected to the National Collegiate Basketball Hall of Fame Class of 2018. The ceremony was **Sunday, Nov. 18** in Kansas City. Others being inducted into the class are Arizona's Sean Elliott, Houston's Otis Birdsong, North Carolina's Sam Perkins, Morgan State's Marvin Webster and USC's Paul Westphal will join former Charleston coach John Kresse and former Oregon Tech coach Danny Miles.
- Moncrief is the third Razorback to be inducted into the National Collegiate Basketball Hall of Fame, joining his former coach Eddie Sutton who was selected in 2011 and Nolan Richardson who entered in 2008. All three Arkansas legends have a banner hanging in the rafters of Bud Walton Arena.
- One of the Arkansas' famed "Triplets", Moncrief ended his career as Arkansas's leader in scoring (he ranks second now behind Todd Day) with 2,066 points from 1976-79. He poured in 600-plus points each of his last two years in Fayetteville, one of just four Razorbacks to score more than 600 points during two separate seasons.
- Moncrief helped lead Arkansas to two Elite Eight appearances and the 1978 Final Four. A 14-time All-American, Moncrief's name is scattered all through Arkansas' record book and he was named All-Southwest Conference his last three years, while being named to the 1978 NCAA Tournament All-Regional West Team and to the 1979 All-Regional Midwest Team.
- Moncrief was drafted fifth overall in the 1979 NBA Draft to the Milwaukee Bucks, where he spent his first 11 NBA seasons, before finishing his career in Atlanta in 1990-91. The Little Rock native was just the second Razorback in school history to be selected in the first round of the NBA Draft and remains as the only player to be taken in the top five. While in Milwaukee, Moncrief earned All-NBA first team honors once (1983) and second team honors four times (1982-85 and 1986). The five-time All-Star was also named to the NBA's All-Defensive first team four years (1983-86) and second team in 1982, along with earning NBA Defensive Player of the Year honors two seasons (1982-83 and 1983-84).

Signee Justice Hill Joins Team

- On Nov. 14, 2018, Arkansas men's head basketball coach Mike Anderson announced Justice Hill signed a National Letter of Intent. Hill graduated high school in December 2018 and, on Jan. 3, 2019, Hill began practicing with the Razorback basketball team.
- Through his junior season, Hill was rated the #3 overall prospect in Arkansas and #36-best point guard in the nation by 247Sports.com ... Also a three-star recruit by Rivals.com, which has him as the 48th-best point guard in the nation.
- Named to the 2018 5A All-State basketball team as a junior as he averaged 19.5 points, six assists, four steals and four rebounds ... As a sophomore, averaged 15 points, four rebounds, three assist and two steals.
- A standout quarterback for the Little Rock Christian football team and received several FBS football scholarship offers as well ... Named the **2018-19 Gatorade Arkansas Football Player of the Year** Passed for 3,034 yards with 37 touchdowns and 4 interceptions and rushed for 1,000 yards and 21 touchdowns ... In the playoffs, accounted for seven touchdowns in the both the quarterfinals and semifinals ... **Was the game MVP in leading the Warriors to their first state championship** beating four-time defending champion Pulaski Academy ... In the title game, accounted for 330 yards and four touchdowns, including two passing and two rushing ... Completed 12-of-25 passes for 218 yards ... On the ground, he had 112 yards on 15 carries.
- Finished second in the 2018 5A state championship in the high jump (6-2) and placed fifth at the state meet in the long jump (21-1.75).
- High school head coach is Clarence Finley ... Arkansas Hawks AAU coach is Bill Ingram.
- Son of Dr. Fitz Hill, who was an assistant football coach at Arkansas under Jack Crowe, Danny Ford and Houston Nutt from 1992-2000 and went on to be the head coach at San Jose State (2001-04).

SEASON RECORD WATCH

Arkansas Record - FG Percentage

1.	.704	Oliver Miller (254-361)	1991
2.	.699	Leroy Sutton (79-113)	1983
3.	.691	Charles Balentine (47-68)	1983
4.	.678	Steven Hill (59-87)	2008
5.	.674	Lee Wilson (58-86)	1995
6.	.667	Daniel Gafford (144-216)	2019
7.	.665	Sidney Moncrief (149-224)	1976
8.	.662	Leroy Sutton (100-151)	1984

Arkansas Record - FG% SEC ONLY

1.	.652	Corliss Williamson (129-198)	1994
2.	.648	Daniel Gafford (57-88)	2019
3.	.625	Darian Townes (70-112)	2008
4.	.594	Oliver Miller (82-138)	1992

Arkansas Record - 3's Made

1.	102	Scotty Thurman	1995
2.	100	Rotnei Clarke	2010
8.	89	Anthlon Bell	2016
9.	87	Jaylen Barford	2018
10.	85	Daryl Macon	2018
	85	Scotty Thurman	1994
--	79	ISAIAH JOE	2019

Arkansas Record - 3's Made SEC ONLY

1.	52	Anthlon Bell	2016
	52	Jannero Pargo	2002
9.	45	Rotnei Clarke	2011
	45	Rotnei Clarke	2010
--	33	ISAIAH JOE	2019

Arkansas Record - Assists in a Season

1.	219	Kareem Reid	1996
2.	209	Lee Mayberry	1991
9.	181	Kareem Reid	1999
10.	172	Courtney Fortson	2009
--	127	JALEN HARRIS	2019

SEC Single-Season Record for Three-Point Field Goals Made by Frosh

Player, School - Year	Gms	Made
1. Jamal Murray, Kentucky - 2016	36	113
-- Isaiah Joe, Arkansas - 2019	22	79

NCAA Single-Season Record for Three-Point Field Goals Made by Frosh

Player, School - Year	Gms	Made
1. Stephen Curry, Davidson - 2007	34	122
2. Trae Young, Oklahoma - 2018	32	118
3. Jamal Murray, Kentucky - 2016	36	113
4. Tajuan Porter, Oregon - 2007	35	110
5. Keydren Clark, Saint Peter's - 2003	29	109
RJ Cole, Howard - 2018	33	109
-- Antoine Davis, Detroit Mercy - 2019	22	102
-- Isaiah Joe, Arkansas - 2019	22	79



Johnny Gets Scholly

- Junior walk-on Jonathan Holmes - better know at Johnny Buckets by the Razorback faithful - was given a scholarship after practice on Thursday (Feb. 7, 2019).
- Although a walk-on, Holmes was THE ONLY player returning from last year's team to make a 3-pointer, hitting two last season.
- Holmes is a fan favorite, has played in 20 games and scored 17 career points.
- A great teammate and selfless player in practice, Holmes is also a standout student, posting a GPA over 3.0.

"Nothing but love and respect for this guy. Hardest working Hog right here."
- Daniel Gafford

<https://twitter.com/RazorbackMBB/status/1093654203795292160>

• 2018-19 RECORD BREAKDOWN •
RECORD BREAKDOWN

At Home	10-4
On The Road	3-3
Neutral	1-1
White Uniforms	11-4
Cardinal Uniforms	3-3
Cardinal/Camo Armed Forces Classic Uniform	0-1

GENERAL

When Arkansas controls the tip	9-3
When opponent controls the tip	5-5
When Arkansas scores first	9-4
When opponent scores first	5-4

LEADS AND DEFICITS

Leading at the half – home	8-2
Leading at the half – road/neutral	4-1
Tied at the half – home	0-0
Tied at the half – road/neutral	0-0
Trailing at the half – home	1-2
Trailing at the half – road/neutral	0-3
Games decided by 5 points or fewer	4-4
Games decided by 10 points or fewer	4-6
Leading with 5:00 left in regulation	10-2
Leading with 2:00 left in regulation	11-2
Overtime games	0-2

OFFENSE

Scoring less than 70 points	1-4
Scoring 70-79 points	7-2
Scoring 80-89 points	1-2
Scoring 90-99 points	3-0
Scoring 100+ points	1-0
2 Players Or Less in Double Figures	1-1
3 Players in Double Figures	2-4
4 Players in Double Figures	7-3
5 Players in Double Figures	2-0
6 Players in Double Figures	1-0
7 Players in Double Figures	0-0
1 Player Scores 20+ Points	4-1
2 Players Score 20+ Points	2-1
When shooting 50 percent or higher	4-1
When shooting less than 50 percent	8-7

REBOUNDING/TURNOVERS

When out-rebounding opponent	4-2
When out-rebounded	8-7
When rebounds are even	0-0
When grabbing 10+ offensive reb	7-6
When forcing 15+ turnovers	8-4
When committing less than 15 turnovers	9-0
When committing 15+ turnovers	5-8

When Top Scorer Is (Includes Ties)

Daniel Gafford	Season: 5-3	Career: 9-4
Mason Jones	Season: 5-2	Career: 5-2
Isaiah Joe	Season: 2-2	Career: 2-2
Jalen Harris	Season: 1-0	Career: 1-0
K. Emery-Simpson	Season: 0-1	Career: 0-1

When Top Rebounder Is (Includes Ties)

Daniel Gafford	Season: 10-8	Career: 24-13
Mason Jones	Season: 2-1	Career: 2-1
Adrio Bailey	Season: 0-0	Career: 1-0
Reggie Chaney	Season: 1-0	Career: 1-0

Months

In November	4-1
In December	5-2
In January	3-5
In February	2-0
In March	0-0
In April	0-0

#DUNKPALACE

DUNKS BY PLAYER CAREER '18-19

Daniel Gafford	134	59
Reggie Chaney	14	14
Adrio Bailey	31	10
Jalen Harris	8	8
Isaiah Joe	1	1
Gabe Osabuohien	6	3
Desi Sills	1	1
TOTALS	196	96

MOST DUNKS IN A HALF 2018-19

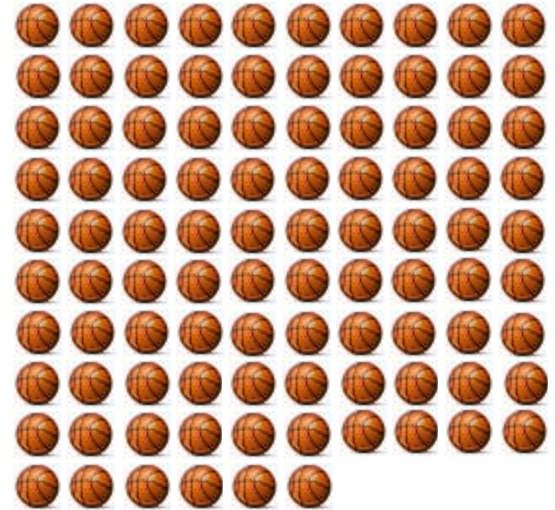
6	1st	Montana State (11/21/18)
5	2nd	FIU (12/01 / APSU (12/28)

RECORD BY DUNKS 2018-19

5+ Dunks	8-1
4 Dunks	0-2
2-3 Dunks	6-3
1 Dunk	0-1
0 Dunks	0-0



**• DUNKS IN A GAME •
(ANDERSON ERA)**

Dunks	Opponent	Year
12	Samford	2017-18
10	MONTANA STATE	2018-19
9	FIU	2018-19
8	Auburn	2017-18
8	Mississippi State	2012-13
9	FIU	2018-19
7	LSU	2018-19
7	Troy	2017-18
7	Fresno State	2017-18
7	Minnesota	2012-13
7	Alabama A&M	2012-13
7	Northwestern State	2015-16
7	Northwestern State	2014-15
7	Vanderbilt	2014-15

96 DUNKS IN 22 GAMES (4.4 avg)


Of Gafford's career 313 field goals made, 43 percent (134 total) have been dunks.



2018-19 SEC STANDINGS

THROUGH WEDNESDAY – FEB. 6

	SEC	PCT.	HOME	AWAY	OVERALL	PCT.	HOME	ROAD	NEUTRAL	STRK
1. Tennessee	9-0	1.000	4-0	5-0	21-1	.955	13-0	6-0	2-1	W17
2. Kentucky	8-1	.889	4-0	4-1	19-3	.864	13-0	5-1	1-2	W9
LSU	8-1	.889	3-1	5-0	18-4	.818	11-1	5-1	2-2	W1
4. South Carolina	6-3	.667	3-1	3-2	11-11	.500	7-5	3-5	1-1	L1
5. Arkansas	5-4	.556	3-2	2-2	14-8	.636	10-4	3-3	1-1	W3
Alabama	5-4	.556	4-1	1-3	14-8	.636	10-2	2-5	2-1	W1
Auburn	5-4	.556	3-2	2-2	16-6	.727	12-1	2-4	2-1	W3
Ole Miss	5-4	.556	3-2	2-2	15-7	.682	9-3	3-3	3-1	W1
9. Florida	4-5	.444	2-3	2-2	12-10	.545	7-4	2-4	3-2	L2
Mississippi State	4-5	.444	2-2	2-3	16-6	.727	10-2	3-3	3-1	L1
11. Missouri	2-7	.222	1-3	1-4	11-10	.524	7-4	1-5	3-1	L1
12. Georgia	1-8	.111	1-3	0-5	10-12	.455	8-4	1-6	1-2	L3
Texas A&M	1-8	.111	0-5	1-3	8-13	.381	6-7	2-4	0-2	L3
14. Vanderbilt	0-9	.000	0-5	0-4	9-13	.409	8-6	1-6	0-1	L10

AP (2/4)		
1 Tennessee (48)	20-1	1,579
2 Duke (12)	19-2	1,532
3 Virginia (4)	20-1	1,478
4 Gonzaga	21-2	1,423
5 Kentucky	18-3	1,310
6 Nevada	21-1	1,228
7 Michigan	20-2	1,217
8 North Carolina	17-4	1,167
9 Michigan State	18-4	1,051
10 Marquette	19-3	1,029
11 Virginia Tech	18-3	948
12 Houston	21-1	838
13 Kansas	17-5	809
14 Villanova	18-4	801
15 Purdue	16-6	697
16 Louisville	16-6	561
17 Iowa State	17-5	545
18 Texas Tech	17-5	482
19 Wisconsin	16-6	462
20 Iowa	17-5	242
21 LSU	17-4	205
22 Florida State	16-5	180
23 Buffalo	19-3	153
24 Maryland	17-6	144
25 Cincinnati	19-3	142

RECEIVING VOTES: Washington 135, Mississippi State 133, Auburn 128, Kansas St 114, Baylor 44, Wofford 15, Lipscomb 5, Syracuse 3.

USA TODAY COACHES (2/4)			
1 Tennessee (32)	20-1	800	
2 Duke	19-2	755	
3 Virginia	20-1	734	
4 Gonzaga	21-2	717	
5 Kentucky	18-3	652	
6 Nevada	21-1	607	
7 Michigan	20-2	581	
8 North Carolina	17-4	563	
9 Marquette	19-3	546	
10 Virginia Tech	18-3	492	
11 Michigan State	18-4	463	
12 Houston	21-1	439	
13 Villanova	18-4	435	
14 Kansas	17-5	404	
15 Purdue	16-6	322	
16 Iowa State	17-5	279	
17 Louisville	16-6	240	
18 Texas Tech	17-5	238	
19 Wisconsin	16-6	185	
20 Iowa	17-5	158	
21 Mississippi State	16-5	106	
22 Louisiana State	17-4	97	
23 Cincinnati	19-3	89	
24 Florida State	16-5	85	
25 Buffalo	19-3	76	

RECEIVING VOTES: Kansas State 70; Baylor 55; Washington 54; Maryland 53; Auburn 50; Furman 12; North Carolina State 9; Mississippi 7; Arizona State 7; North Texas 7; Hofstra 6; Wofford 6; Texas 1.

ARKANSAS IN THE RANKINGS

WEEK	AP	COACH	NET
Preseason	--	--	NA
Nov. 12	--	--	NA
Nov. 19	RV (1)	--	59
Nov. 26	RV (6)	RV (1)	53
Dec. 3	RV (3)	--	36
Dec. 10	--	--	60
Dec. 17	--	--	64
Dec. 24	--	--	95
Dec. 31	--	--	84
Jan. 7	--	--	71
Jan. 14	--	--	75
Jan. 21	--	--	84
Jan. 28	--	--	69
Feb. 4	--	--	57
Feb. 11			
Feb. 18			
Feb. 25			
Mar. 4			
Mar. 11			
FINAL			

The last time Arkansas was ranked in the AP Poll...

Top 25:	#22	01/01/18
Top 15:	#15	11/14/00
Top 10:	#6	1995 Final Poll
Top 5:	#5	03/07/95
No. 1:	#1	'94-95 Preseason

Tuesday, February 5		TV	CT
*South Carolina at Kentucky	SEC Network	6:00 p.m.	
*Florida at Auburn	ESPN2/U	8:00 p.m.	
*Missouri at Tennessee	ESPN2/U	8:00 p.m.	
*Vanderbilt at Arkansas	SEC Network	8:00 p.m.	
Wednesday, February 6		TV	CT
*Texas A&M at Ole Miss	SEC Network	6:00 p.m.	
*LSU at Mississippi State	ESPN2/U	8:00 p.m.	
*Georgia at Alabama	SEC Network	8:00 p.m.	
Saturday, February 9		TV	CT
*Kentucky at Mississippi State	CBS	Noon	
*Ole Miss at Georgia	SEC Network	Noon	
*Auburn at LSU	ESPN2/U	1:00 p.m.	
*Arkansas at South Carolina	SEC Network	2:30 p.m.	
*Florida at Tennessee	ESPN2/U	3:00 p.m.	
*Texas A&M at Missouri	SEC Network	5:00 p.m.	
*Alabama at Vanderbilt	SEC Network	7:30 p.m.	
Tuesday, February 12		TV	CT
*LSU at Kentucky	ESPN2	6:00 p.m.	
*Georgia at Texas A&M	SEC Network	6:00 p.m.	
*Alabama at Mississippi State	SEC Network	8:00 p.m.	
*Arkansas at Missouri	ESPN2/U	8:00 p.m.	
Wednesday, February 13		TV	CT
*South Carolina at Tennessee	SEC Network	5:30 p.m.	
*Ole Miss at Auburn	SEC Network	7:30 p.m.	
*Vanderbilt at Florida	ESPN2/U	8:00 p.m.	
Saturday, February 16		TV	CT
*Auburn at Vanderbilt	ESPN2/U	11:00 a.m.	
*Texas A&M at South Carolina	SEC Network	Noon	
*Florida at Alabama	ESPN2/U	1:00 p.m.	
*Missouri at Ole Miss	SEC Network	2:30 p.m.	
*LSU at Georgia	SEC Network	5:00 p.m.	
*Tennessee at Kentucky	ESPN2	7:00 p.m.	
*Mississippi State at Arkansas	SEC Network	6:30 p.m.	

#PROHOGS

37

» Arkansas has had 37 all-time NBA Draft selections from 35 different players in program history.

16

» The Razorbacks have 16 All-Star game appearances by Joe Johnson (7), Sidney Moncrief (5) and Alvin Robertson (4).

12

» Arkansas has 12 first round NBA Draft picks in program history with Sidney Moncrief going No. 5 overall in 1979.

#PROHOGS

Arkansas has had 29 former players go on to play in the NBA and three are currently on active rosters. Also, Corliss Williamson, currently with Phoenix, is in his sixth season as an assistant coach in the NBA.

Player	Team	Yrs	Draft Class
Patrick Beverley	Clippers	7th	2009 - 42nd (LAC)
Daryl Macon *	Mavericks	1st	2018-FA
Bobby Portis	Bulls	4th	2015 - 22nd (CHI)

* - signed two-way contract with the Mavericks and their G League affiliate Texas Legends.

G League

Jaylen Barford	Greensboro Swarm	1st Year
Dusty Hannahs	Memphis Hustle	2nd Year
Michael Qualls	Wisconsin Herd	2nd Year

Arkansas in the 2018-19 NCAA/SEC

(Through Games of Feb. 6, 2019)

TEAM IN THE NCAA/SEC	NCAA	SEC	NO.
3-pt Field Goal Attempts (351 ranked)	166	4	502
Assist Turnover Ratio (351 ranked)	64	2	1.23
Assists Per Game (351 ranked)	19	2	16.8
Blocked Shots Per Game (351 ranked)	14	6	5.1
Defensive Rebounds per Game (351 ranked)	213	9	25
Fewest Fouls (351 ranked)	325	14	468
Fewest Turnovers (351 ranked)	197	9	300
Field-Goal Percentage (351 ranked)	160	8	45.2
Field-Goal Percentage Defense (351 ranked)	50	3	40.9
Free Throw Attempts (351 ranked)	28	2	530
Free Throws Made (351 ranked)	71	6	346
Free-Throw Percentage (351 ranked)	319	14	65.3
Offensive Rebounds Per Game (351 ranked)	157	11	10.36
Personal Fouls Per Game (351 ranked)	336	14	21.3
Rebound Margin (351 ranked)	305	14	-3.4
Scoring Defense (351 ranked)	211	10	72.6
Scoring Margin (351 ranked)	113	8	5.3
Scoring Offense (351 ranked)	69	7	77.9
Steals Per Game (351 ranked)	29	3	8.1
Three Pt FG Defense (351 ranked)	92	3	32.3
Three-Point Field Goals Per Game (351 ranked)	180	7	7.8
Three-Point Field-Goal Percentage (351 ranked)	191	8	34.1
Total 3-point FGM (351 ranked)	176	6	171
Total Assists (351 ranked)	30	2	370
Total Blocks (351 ranked)	15	4	112
Total Rebounds (351 ranked)	207	9	778
Total Rebounds Per Game (351 ranked)	193	12	35.36
Total Steals (351 ranked)	36	3	178
Turnover Margin (349 ranked)	41	3	3
Turnovers Forced (351 ranked)	19	2	16.68
Turnovers Per Game (351 ranked)	216	8	13.6
Won-Lost Percentage (349 ranked)	94	7	63.6

RAZORBACKS IN THE NCAA/SEC

PLAYER	NCAA	SEC	NO.
3-pt Field Goal Attempts (247 ranked)	Isaiah Joe	37	2 178
	Mason Jones	158	6 138
Assist Turnover Ratio (250 ranked)	Jalen Harris	5	1 3.63
	Mason Jones	218	8 1.6
Assists Per Game (250 ranked)	Jalen Harris	29	5 5.8
Blocked Shots Per Game (248 ranked)	Daniel Gafford	38	6 2
	Reggie Chaney	106	12 1.45
Defensive Rebounds per Game (246 ranked)	Daniel Gafford	70	2 6.14
Double Doubles (226 ranked)	Daniel Gafford	41	2 8
Field-Goal Percentage (249 ranked)	Daniel Gafford	5	1 66.7
Free Throw Attempts (249 ranked)	Daniel Gafford	45	3 141
	Mason Jones	232	10 99
Free Throws Made (243 ranked)	Daniel Gafford	147	5 84
	Mason Jones	179	7 79
Free-Throw Percentage (249 ranked)	Mason Jones	182	11 79.8
Minutes Per Game (250 ranked)	--	--	--
Offensive Rebounds Per Game (248 ranked)	Daniel Gafford	76	5 2.77
Points Per Game (250 ranked)	Daniel Gafford	151	5 16.9
Rebounds Per Game (249 ranked)	Daniel Gafford	45	2 8.9
Steals Per Game (247 ranked)	Isaiah Joe	211	10 1.45
Three-Point Field Goals Per Game (246 ranked)	Isaiah Joe	10	1 3.59
Three-Point Field-Goal Percentage (128 ranked)	Isaiah Joe	20	2 44.4
Total 3-point FGM (232 ranked)	Isaiah Joe	14	1 79
	Mason Jones	232	9 47
Total Assists (240 ranked)	Jalen Harris	31	3 127
Total Blocks (248 ranked)	Daniel Gafford	38	4 44
	Reggie Chaney	98	11 32
Total Field Goal Attempts (250 ranked)	--	--	--
Total Field Goals Made (246 ranked)	Daniel Gafford	82	1 144
Total Minutes (250 ranked)	--	--	--
Total Points (250 ranked)	Daniel Gafford	155	4 372
Total Rebounds (247 ranked)	Daniel Gafford	46	1 196
Total Steals (245 ranked)	Isaiah Joe	192	8 32

Versus 2018-19 Opponents

NON-CONFERENCE

SCHOOL	GMS PLAYED	SERIES RECORD	H	A	N	LAST MEETING
AUSTIN PEAY	4	ARKANSAS LEADS, 4-0	4-0	-	-	H - W, 76-65 (12/28/18)
UC DAVIS	2	ARKANSAS LEADS, 2-0	2-0	-	-	H - W, 81-58 (11/12/18)
COLORADO STATE	2	ARKANSAS LEADS, 2-0	1-0	1-0	-	A - W, 98-74 (12/05/18)
FIU	1	ARKANSAS LEADS, 1-0	1-0	-	-	H - W, 121-89 (12/01/18)
GEORGIA TECH	6	ARKANSAS TRAILS, 1-5	0-1	0-2	1-2	H - L, 65-69 (12/19/18)
INDIANA	3	ARKANSAS LEADS, 2-1	1-0	0-1	1-0	H - W, 73-72 (11/18/18)
MONTANA STATE	1	ARKANSAS LEADS, 1-0	1-0	-	-	H - W, 90-68 (11/21/18)
TEXAS	155	ARKANSAS LEADS, 87-68	46-21	27-43	14-4	N - L, 73-71 or (11/09/18)
UT ARLINGTON	8	ARKANSAS LEADS, 8-0	6-0	1-0	1-0	H - W, 78-60 (11/23/18)
UT SAN ANTONIO	6	ARKANSAS LEADS, 6-0	3-0	1-0	2-0	H - W, 79-67 (12/15/18)
TEXAS STATE	4	ARKANSAS LEADS, 4-0	4-0	-	-	H - W, 73-70 (12/22/18)
TEXAS TECH	79	ARKANSAS TRAILS, 39-40	24-11	11-24	4-5	A - L, 64-67 (01/26/19)
WESTERN KENTUCKY	7	ARKANSAS LEADS, 4-3	0-2	0-1	4-0	H - L, 77-78 (12/08/18)

SOUTHEASTERN CONFERENCE

SCHOOL	GMS PLAYED	SERIES RECORD	H	A	N	LAST MEETING
ALABAMA	61	ARKANSAS LEADS, 33-28	18-6	7-20	8-2	A - W, 76-73 (02/24/18)
• SEC ONLY	51	ARKANSAS LEADS, 27-24				
AUBURN	52	ARKANSAS LEADS, 34-18	21-5	12-13	1-1	H - W, 91-82 (02/27/18)
• SEC ONLY	51	ARKANSAS LEADS, 34-17				
FLORIDA	36	ARKANSAS TRAILS, 12-24	8-7	2-13	2-4	H - L, 57-51 (01/09/19)
• SEC ONLY	36	ARKANSAS TRAILS, 12-24				
GEORGIA	38	ARKANSAS LEADS, 23-15	11-3	6-9	6-3	H - W, 70-60 (01/29/19)
• SEC ONLY	38	ARKANSAS LEADS, 23-15				
KENTUCKY	42	ARKANSAS TRAILS, 11-31	7-7	3-14	1-10	H - L, 72-87 (02/20/18)
• SEC ONLY	37	ARKANSAS TRAILS, 11-26				
LSU	67	ARKANSAS LEADS, 36-31	19-8	12-17	5-6	A - W, 90-89 (02/02/19)
• SEC ONLY	58	ARKANSAS LEADS, 32-26				
OLE MISS	80	ARKANSAS LEADS, 47-33	15-11	8-20	24-2	A - L, 67-84 (01/19/19)
• SEC ONLY	52	ARKANSAS TRAILS, 25-27				
MISSISSIPPI STATE	61	ARKANSAS LEADS, 33-28	21-6	7-21	5-1	A - L, 75-78 (01/02/18)
• SEC ONLY	52	ARKANSAS LEADS, 27-25				
MISSOURI	50	ARKANSAS LEADS, 27-23	16-9	10-14	1-0	H - W, 72-60 (01/23/19)
• SEC ONLY	13	ARKANSAS LEADS, 8-5				
SOUTH CAROLINA	33	ARKANSAS LEADS, 20-13	11-4	6-7	3-2	N - W, 69-64 (03/08/18)
• SEC ONLY	33	ARKANSAS LEADS, 20-13				
TENNESSEE	41	ARKANSAS TRAILS, 20-21	10-4	4-12	6-5	A - L, 87-106 (01/15/19)
• SEC ONLY	37	ARKANSAS TRAILS, 17-20				
TEXAS A&M	158	ARKANSAS LEADS, 103-55	57-14	39-37	7-4	A - W, 73-71 (01/05/19)
• SEC ONLY	11	ARKANSAS LEADS, 7-4				
VANDERBILT	37	ARKANSAS LEADS, 25-12	15-3	6-8	4-1	H - W, 69-66 (02/05/19)
• SEC ONLY	35	ARKANSAS LEADS, 24-11				

Did You Know...

IN 16 YEARS AS A HEAD COACH, MIKE ANDERSON'S TEAMS HAVE:

- RANKED AMONG THE NCAA TOP 30 IN STEALS 13 TIMES, INCLUDING FIRST FOUR TIMES AND 8 TIMES IN THE TOP 10.
- RANKED AMONG THE NCAA TOP 30 IN TURNOVER MARGIN 9 TIMES, INCLUDING FIVE TIMES IN THE TOP 5.
- RANKED AMONG THE NCAA TOP 30 IN ASSISTS PER GAME 7 TIMES, INCLUDING FIRST ONCE.
- RANKED AMONG THE NCAA TOP 30 IN SCORING OFFENSE 7 TIMES.
- RANKED AMONG THE NCAA TOP 30 IN BLOCKED SHOTS PER GAME 6 TIMES OVER THE 8 SEASONS.
- RANKED AMONG THE NCAA TOP 30 IN ASSIST-TO-TURNOVER RATIO 6 TIMES OVER THE LAST 11 SEASONS.

NOTE: NOT ALL ABOVE STATS WERE KEPT BY NCAA EVERY YEAR



O DESI SILLS

G, Fr., 6-2, 196 | Jonesboro, Ark. / Jonesboro HS

• Name is pronounced Dez-ee

2018-19 (Fr.) HIGHLIGHTS:

- First sub off the bench (solo or tied) in 12 of 22 games.
- Among those without a start, second the team in minutes off the bench (14.9).
- Hit a 3-pointer to cut Arkansas deficit to two, 12-10, versus Georgia. It was his first 3-pointer made since he scored a career-high 14 at Texas A&M (Jan. 5), snapping an 0-for-7 drought from long-range.
- Established then career-highs in scoring in four straight games: 7 vs FIU, 8 at Colorado State, 9 vs Western Kentucky and 9 again versus UTSA.
- As part of his nine points versus Western Kentucky, scored six straight over two minutes in the second half to tie the game at 62-62 (8:35 mark) and made a free throw to tie game at 70-70 with 4:32 left.
- Although he did not score in the win over Austin Peay, he was one of the top-graded players for the game ... Played a season-high 24 minutes, had five assists, two rebounds and tied a season-high with two steals ... Added three deflections.
- Had break-out game in the win at Texas A&M, scoring a career-high 14 points ... 13 of those points came in the first half, including eight straight at one spell, to lead the Razorbacks to a 33-32 halftime lead.
- Had five assists and no turnovers in 18 minutes versus LSU.
- Versus Vandy, had three assists.



#0 DESI SILLS 2018-19 GAME STATS

Opponent	Date	GS	Min	FG	FGA	Pct	3FG	3A	Pct	FT	FTA	Pct	O	D	Tot	Avg	PF	FO	A	TO	Blk	Stl	Pts	Avg
vs Texas	11/09/18	16	1	2	.500	1	1	1.000	0	0	.000	0	1	1	1.0	2	0	0	0	0	0	3	3.0	
UC DAVIS	11/12/18	15	1	2	.500	0	0	.000	0	0	.000	0	1	1	1.0	4	0	0	2	0	0	2	2.5	
INDIANA	11/18/18	11	0	2	.000	0	1	.000	2	21.000	0	1	1	1.0	1	0	2	1	0	1	2	2.3		
MONTANA STATE	11/21/18	16	2	5	.400	1	4	.250	0	1	.000	0	1	1	1.0	3	0	5	1	0	2	5	3.0	
UT ARLINGTON	11/23/18	15	1	3	.333	0	2	.000	1	3	.333	1	0	1	1.0	1	0	2	4	0	1	3	3.0	
FIU	12/01/18	19	3	4	.750	0	1	.000	1	2	.500	1	2	3	1.3	3	0	6	3	0	1	7	3.7	
at Colorado State	12/05/18	16	2	3	.667	2	3	.667	2	21.000	0	1	1	1.3	3	0	2	0	0	0	8	4.3		
WESTERN KENTUCKY	12/08/18	16	4	6	.667	0	2	.000	1	2	.500	0	2	2	1.4	1	0	0	0	0	1	9	4.9	
vs UTSA	12/15/18	18	2	4	.500	1	2	.500	4	41.000	0	1	1	1.3	1	0	0	1	0	1	9	5.3		
GEORGIA TECH	12/19/18	11	2	3	.667	2	2	1.000	0	0	.000	1	1	2	1.4	1	0	0	3	0	0	6	5.4	
TEXAS STATE	12/22/18	16	0	0	.000	0	0	.000	0	0	.000	0	0	0	1.3	2	0	2	1	0	0	0	4.5	
AUSTIN PEAY	12/28/18	24	0	3	.000	0	1	.000	0	1	.000	1	2	3	1.4	3	0	5	2	0	2	0	4.5	
at Texas A&M	01/05/19	18	5	9	.556	3	6	.500	1	2	.500	1	0	1	1.4	3	0	1	3	0	0	14	5.2	
FLORIDA	01/09/19	18	0	3	.000	0	2	.000	0	0	.000	0	0	0	1.3	3	0	0	2	0	0	0	4.9	
LSU	01/12/19	18	0	4	.000	0	2	.000	0	1	.000	0	1	1	1.3	1	0	5	0	0	0	0	4.5	
at Tennessee	01/15/19	10	1	1	1.000	0	0	.000	0	0	.000	0	0	0	1.2	1	0	1	0	0	0	2	4.4	
at Ole Miss	01/19/19	7	0	0	.000	0	0	.000	2	21.000	0	0	0	1.1	1	0	0	3	0	0	2	4.2		
MISSOURI	01/23/19	20	3	5	.600	0	0	.000	2	3	.667	2	1	3	1.2	3	0	1	3	0	1	8	4.4	
at Texas Tech	01/26/19	8	0	1	.000	0	1	.000	1	2	.500	0	2	2	1.3	1	0	0	2	0	0	1	4.3	
GEORGIA	01/29/19	18	1	6	.167	1	4	.250	0	0	.000	0	1	1	1.3	2	0	1	0	0	1	3	4.2	
at LSU	02/02/19	8	0	0	.000	0	0	.000	0	0	.000	0	0	1	1.2	2	0	1	2	0	0	0	4.0	
VANDERBILT	02/05/19	10	0	1	.000	0	0	.000	2	21.000	0	0	0	1.2	0	0	3	1	0	0	2	3.9		
Totals		0	328	28	67	.418	11	34	.324	19	29	.655	7	19	26	1.2	42	0	37	34	0	11	86	3.9

Assists/game: 1.7
Turnovers/game: 1.5
Assist/turnover ratio: 1.1
Steals/game: 0.5

• PERSONAL BESTS •

POINTS Season: 14 at Texas A&M (01/05/19) Career: --	SEC ONLY 14 at Texas A&M (01/05/19) --
FG MADE Season: 5 at Texas A&M (01/05/19) Career: --	SEC ONLY 5 at Texas A&M (01/05/19) --
FG ATTEMPTED Season: 9 at Texas A&M (01/05/19) Career: --	SEC ONLY 9 at Texas A&M (01/05/19) --
3-POINT FG MADE Season: 3 at Texas A&M (01/05/19) Career: --	SEC ONLY 3 at Texas A&M (01/05/19) --
3-PT FG ATTEMPTS Season: 6 at Texas A&M (01/05/19) Career: --	SEC ONLY 6 at Texas A&M (01/05/19) --
FT MADE Season: 4 vs. UTSA (21/15/18) Career: --	SEC ONLY 2 vs. Missouri (01/23/19) --
FT ATTEMPTED Season: 4 vs. UTSA (21/15/18) Career: --	SEC ONLY 3 vs. Missouri (01/23/19) --
REBOUNDS Season: 3 (3x), last vs. Mizzou (01/23/19) Career: --	SEC ONLY 3 vs. Missouri (01/23/19) --
ASSISTS Season: 6 vs. FIU (12/01/18) Career: --	SEC ONLY 5 vs. LSU (01/12/19) --
STEALS Season: 2 (2x), last vs. APSU (12/28/18) Career: --	SEC ONLY 1 (2x), last vs. Georgia (01/29/19) --
BLOCKED SHOTS Season: -- Career: --	SEC ONLY -- --
MINUTES Season: 24 vs. Austin Peay (12/28/18) Career: --	SEC ONLY 18 (4x), last vs. Georgia (01/29/19) --

DESI SILLS CAREER STATISTICS

Year	GP	GS	Min	Avg	FG	FGA	Pct	3FG	3FGA	Pct	FT	FTA	Pct	Off	Def	Tot	Avg	PF	FO	Ast	TO	Blk	Stl	Pts	Avg
2018-19	22	0	328	14.9	28	67	.418	11	34	.324	19	29	.655	7	19	26	1.2	42	0	37	34	0	11	86	3.9



1 ISAIAH JOE

G, Fr., 6-5, 167 | Fort Smith, Ark. / Fort Smith Northside HS

NAMED SEC PLAYER OF THE WEEK (Dec. 3) ... 34 points and made 10-of-13 3-pointers vs. FIU.

• **LEADS ALL NCAA FRESHMEN IN 3-PT FG & (.444); 2nd in 3's MADE (3.59 avg.)**

• **Leads the SEC in 3PT FG Made** (3.59) & total 3's made (79); 2nd in 3PTFG% (.444)

• Scored double digits in each of the first 13 games and 18 of 22.

• Has led the team in scoring in five times

34 vs FIU | 19 vs WKU | 21 vs UTSA | 23 at Tennessee | 23 vs. Missouri

• Leads team in steals (37) and 2nd the team by taking 17 charges.

• Has made 4-plus 3's in a game 10 times this season.

IN THE NCAA / SEC

• 10th in NCAA	1st in SEC	3-pt FG made (3.59/gm)
• 14th in NCAA	1st in SEC	3-pt made (79 made)
• 20th in NCAA	2nd in SEC	3-pt FG% (.444)
• 37th in NCAA	2nd in SEC	3-pt FG attempts (178)
• 211th in NCAA	10th in SEC	Steals (1.45 ppg)
• --	10th in SEC	Scoring (14.2)

AMONG NCAA/SEC FROSH

2nd among NCAA Frosh (Antoine Davis - Detroit Mercy, NCAA-best 4.64)
3rd among NCAA Frosh (Antoine Davis - Detroit Mercy, NCAA-best 102)
1st among NCAA Frosh (2nd is .431)

2nd among SEC Frosh (Ashton Hagans - Kentucky; 2.3)

1st among SEC Frosh (2nd is Keldon Johnson - Kentucky; 14.0)

2018-19 (Fr.) HIGHLIGHTS:

- Making 3.59 3-pointers per game to rank 10th in the NCAA ... At that pace, he would finish with 115 3's made and **break the Arkansas single-season mark of 102**, set by Scotty Thurman in 1994-95 ... **Needs to make 5 more 3's for Arkansas record by a frosh** (83 by Rotnei Clarke) ... **Has chance to set SEC record for 3's made by frosh** as Kentucky's Jamal Murray made 113 in 2015-16 season (3rd on NCAA list for Frosh in season).
- Scored 17 in his collegiate debut versus Texas, making 5-of-8 from 3-point range.
- Struggled early versus UC Davis, but finished with 14 points with five rebounds and three steals.
- Versus Montana State, was just 2-of-10 from 3-point range, he posted season-bests in assists (5) and steals (5).
- **Named SEC Player of the Week (12/3)** ... Scored 34 points - 17 in each half - and made 10-of-13 shots from 3-point range to lead the Razorbacks to a 121-89 victory over FIU ... The 34 points are second (tied) on the Arkansas all-time list for most points by a freshman ... Just the fourth Razorback (fifth in school history) and just 10th player in SEC history (11th in league history) to make at least 10 in a game ... After FIU trimmed its deficit to four (24-20) at 8:29 in the first half, Joe drained a 3-pointer and scored 14 points over the next 4:37 to put Arkansas up 20 ... Made six straight and finished the game making 9-of-his-last-10 from long distance.
- Scored game-high 21 points versus UTSA, making 5-of-6 from 3-point range and was 6-of-6 at the line inside the final minute ... Only got one rebound, but it proved key ... On a missed Arkansas free throw, Joe got the rebound and was intentionally fouled ... Made those two free throws and two more on the ensuing possession to put the Razorbacks up 10 with 27 seconds left.
- Double-digit streak nearly ended vs. Texas State, but he was 7-of-8 from the free throw line with a 3-pointer to score 10 ... Was 6-of-7 at the line inside the final minute.
- Got off to a hot start versus Austin Peay, making 4-of-5 from 3-point range and scoring 12 of his 15 points.
- Broke out of a 2-for-10 dry spell from 3-point range over two games to lead the Hogs with 23 points at #3 Tennessee, making 7-of-13 from 3-point range ... Added four rebounds and two steals.
- He and Missouri's Mark Smith (the two rank 1-2 in SEC 3-point shooting) did not disappoint ... Joe was 7-of-12 from 3-point range and Smith was 6-of-11, scoring 23 and 22 respectively. ... Joe added three steals.
- At #19 LSU, scored 18 in the win ... Only had three points in first half, scored 15 in the second ... Started 2nd half with a 3-pointer ... Stopped a 7-0 Tiger run by hitting back-to-back 3-pointers (11:31 left and 10:33) for a 17-point lead ... When LSU cut lead to single-digits with 7:08 left, Joe hit a jumper for 11-point lead ... After LSU took first lead of the 2nd half (85-84 with 3:39 left), Joe sank 2 FT to give Arkansas the lead again.
- Versus Vanderbilt, scored 18 (6-of-10 3PT FG) and tied career high with five assists ... Made 3-pointers on 4 of Arkansas' last 5 possessions of the first half to cut deficit to one, 35-34, at halftime.

#1 ISAIAH JOE 2018-19 GAME STATS

Opponent	Date	GS	Min	FG FGA	Pct	3FG 3A	Pct	FT FTA	Pct	O	D	Tot	Avg	PF	FO	A	TO	Blk	Stl	Pts	Avg		
vs Texas	11/09/18	*	34	6 10	.600	5 8	.625	0 0	.000	0	2	2	2.0	4	0	0	1	0	0	17	17.0		
UC DAVIS	11/12/18	*	27	4 7	.571	2 5	.400	4 6	.667	1	4	5	3.5	1	0	2	3	0	3	14	15.5		
INDIANA	11/18/18	*	33	5 15	.333	3 11	.273	0 0	.000	0	2	2	3.0	0	0	3	1	0	1	13	14.7		
MONTANA STATE	11/21/18	*	27	4 13	.308	2 10	.200	0 0	.000	1	2	3	3.0	1	0	5	2	0	5	10	13.5		
UT ARLINGTON	11/23/18	*	26	3 9	.333	2 5	.400	2 21	0.000	1	2	3	3.0	3	0	3	1	0	1	10	12.8		
FIU	12/01/18	*	28	11 14	.786	10 13	.769	2 21	0.000	0	1	1	2.7	2	0	3	1	0	0	34	16.3		
at Colorado State	12/05/18	*	23	5 12	.417	4 9	.444	0 0	.000	1	1	2	2.6	3	0	1	1	0	0	14	16.0		
WESTERN KENTUCKY	12/08/18	*	31	6 13	.462	5 10	.500	2 5	.400	0	3	3	2.6	0	0	1	0	0	1	19	16.4		
vs UTSA	12/15/18	*	30	5 9	.556	5 6	.833	6 61	0.000	1	0	1	2.4	2	0	0	3	0	1	21	16.9		
GEORGIA TECH	12/19/18	*	31	5 17	.294	3 12	.250	0 0	.000	1	2	3	2.5	0	0	3	2	0	0	13	16.5		
TEXAS STATE	12/22/18	*	30	1 6	.167	1 5	.200	7 8	.875	1	2	3	2.5	2	0	0	0	0	3	10	15.9		
AUSTIN PEAY	12/28/18	*	21	4 9	.444	4 7	.571	3 5	.600	0	0	0	2.3	4	0	1	1	0	5	15	15.8		
at Texas A&M	01/05/19	*	27	3 8	.375	3 7	.429	2 4	.500	0	2	2	2.3	2	0	1	1	0	1	11	15.5		
FLORIDA	01/09/19	*	35	2 10	.200	2 9	.222	0 1	.000	0	3	3	2.4	2	0	3	3	1	1	6	14.8		
LSU	01/12/19	*	34	2 5	.400	0 1	.000	1 2	.500	2	3	5	2.5	4	0	2	2	0	1	5	14.1		
at Tennessee	01/15/19	*	30	7 15	.467	7 13	.538	2 21	0.000	2	2	4	2.6	1	0	0	0	0	2	23	14.7		
at Ole Miss	01/19/19	*	33	4 11	.364	3 9	.333	0 0	.000	2	3	5	2.8	0	0	1	0	0	0	11	14.5		
MISSOURI	01/23/19	*	33	8 13	.615	7 12	.583	0 0	.000	0	1	1	2.7	2	0	2	2	0	3	23	14.9		
at Texas Tech	01/26/19	*	29	1 6	.167	0 5	.000	3 31	0.000	0	0	0	2.5	2	0	1	1	0	2	5	14.4		
GEORGIA	01/29/19	*	21	1 4	.250	1 3	.333	0 0	.000	0	0	0	2.4	1	0	0	0	0	1	3	13.9		
at LSU	02/02/19	*	34	6 13	.462	4 8	.500	2 3	.667	0	3	3	2.4	2	0	2	1	0	1	18	14.0		
VANDERBILT	02/05/19	*	34	6 11	.545	6 10	.600	0 0	.000	1	3	4	2.5	2	0	5	0	0	0	18	14.2		
Totals			22	651	99	230	.430	79	178	.444	36	49	.735	14	41	55	2.5	40	0	39	26	313	14.2

Assists/game: 1.8
Turnovers/game: 1.2
Assist/turnover ratio: 1.5
Steals/game: 1.5
Blocks/game: 0.0



• PERSONAL BESTS •

POINTS Season: 34 vs. FIU (12/01/18) Career: --	SEC ONLY 23 (2x), last vs. Mizzou (01/23/19) --
FG MADE Season: 11 vs. FIU (12/01/18) Career: --	SEC ONLY 8 vs. Missouri (01/23/19) --
FG ATTEMPTED Season: 17 vs. Ga Tech (12/19/18) Career: --	SEC ONLY 15 at Tennessee (01/15/19) --
3-POINT FG MADE Season: 10 vs. FIU (12/01/18) Career: --	SEC ONLY 7 (2x), last vs. Mizzou (01/23/19) --
3-PT FG ATTEMPTS Season: 13 vs. FIU (12/01/18) Career: --	SEC ONLY 13 at Tennessee (01/15/19) --
FT MADE Season: 7 vs. Texas State (12/22/18) Career: --	SEC ONLY 2 (2x), last at Tenn. (01/15/19) --
FT ATTEMPTED Season: 8 vs. Texas State (12/22/18) Career: --	SEC ONLY 4 at Texas A&M (01/05/19) --
REBOUNDS Season: 5 (3x), last at Ole Miss (01/19/19) Career: --	SEC ONLY 5 (2x), last at Ole Miss (01/19/19) --
ASSISTS Season: 5 (2x), last vs. Vanderbilt (02/05/19) Career: --	SEC ONLY 5 vs. Vanderbilt (02/05/19) --
STEALS Season: 5 (2x), last vs. APSU (2/28/18) Career: --	SEC ONLY 3 vs. Missouri (01/23/19) --
BLOCKED SHOTS Season: 1 vs. Florida (01/09/19) Career: --	SEC ONLY 1 vs. Florida (01/09/19) --
MINUTES Season: 35 vs. Florida (01/09/19) Career: --	SEC ONLY 35 vs. Florida (01/09/19) --

ISAIAH JOE CAREER STATISTICS

Year	GP	GS	Min	Avg	FG	FGA	Pct	3FG	3FGA	Pct	FT	FTA	Pct	Off	Def	Tot	Avg	PF	FO	Ast	TO	Blk	Stl	Pts	Avg
2018-19	22	22	651	29.6	99	230	.430	79	178	.444	36	49	.735	14	41	55	2.5	40	0	39	26	1	32	313	14.2



2 ADRIO BAILEY

F, Jr., 6-6, 222 | Campti, La. / Lakeview HS

- Name is pronounced A-Dree-O (with a long A)
- Voted team tri-captain for the 2018-19 season
- Represents Arkansas on the SEC Men's Basketball Leadership Council
- Had a little slump, but has been very solid last three games. Nothing flashy on stat sheet, but performing his role and teaming with Chaney and Osabuohien to make "4-man" viable.

2018-19 (Jr.) HIGHLIGHTS:

- Third on the team with 67 deflections, including eight at Colorado State, seven versus FIU, six versus Western Kentucky and five each versus UC Davis and UT Arlington.
- Set a career-highs in points (20), free throws made (9) and free throws attempted (11) in the win over UC Davis ... Helped put the game out of reach, scoring eight (with six free throws) inside the final five minutes during a 22-1 run ... Also attempted and later made his first career 3-pointer.
- Was perfect from the field (5-for-5) versus Montana State in scoring 10 points.
- Had season-high and tied career high with three steals versus UTA, adding 14 pts (making 6-of-8 FT) and 5 rebs.
- Posted a career-high eight rebounds at Colorado State, adding three assists and two blocked shots.
- Only made two baskets in eight minutes versus Austin Peay, but both were dunks to start second half and set the stage for a high-energy period.
- Versus LSU, scored eight points and had three assists, tying a career high ... Had a big two-minute spurt in the second half when LSU threatened to take complete control of the game. Bailey scored six points and had two rebounds to keep the Tigers within striking distance with 11 minutes to left in regulation.
- Took a career-high nine shots at #3 Tennessee, making three and scoring seven points.
- Scored eight points (3-of-4 shooting from the field and 2-of-4 from FT line) at #13 Texas Tech.
- Hit a 3-pointer in LSU win, just his second of the season – and second of his career – and added two steals.



#2 ADRIO BAILEY 2018-19 GAME STATS

Opponent	Date	GS	Min	FG FGA	Pct	3FG 3A	Pct	FT FTA	Pct	O	D	Tot	Avg	PF	FO	A	TO	Blk	Stl	Pts	Avg				
vs Texas	11/09/18	*	35	4	5	.800	0	1	.000	0	2	0.000	0	5	5	5.0	3	0	1	1	1	1	8	8.0	
UC DAVIS	11/12/18	*	26	5	8	.625	1	2	.500	9	11	.818	0	4	4	4.5	2	0	2	0	0	2	20	14.0	
INDIANA	11/18/18	*	25	2	7	.286	0	1	.000	0	0	0.000	0	1	1	3.3	3	0	1	0	0	1	4	10.7	
MONTANA STATE	11/21/18	*	19	5	5	1.000	0	0	.000	0	0	0.000	2	1	3	3.3	4	0	2	0	1	0	10	10.5	
UT ARLINGTON	11/23/18	*	24	4	6	.667	0	0	.000	6	8	.750	2	3	5	3.6	2	0	1	1	2	3	14	11.2	
FIU	12/01/18	*	16	4	6	.667	0	0	.000	2	4	5.000	0	5	5	3.8	5	1	1	0	4	1	10	11.0	
at Colorado State	12/05/18	*	28	5	7	.714	0	0	.000	0	2	2.000	2	6	8	4.4	1	0	3	2	2	1	10	10.9	
WESTERN KENTUCKY	12/08/18	*	26	0	4	.000	0	0	.000	0	2	2.000	1	4	5	4.5	4	0	0	1	1	0	0	9.5	
vs UTSA	12/15/18	*	13	1	5	.200	0	0	.000	0	0	0.000	0	3	3	4.3	4	0	0	2	2	0	2	8.7	
GEORGIA TECH	12/19/18	*	11	0	4	.000	0	0	.000	0	0	0.000	2	0	2	4.1	1	0	0	1	0	1	0	7.8	
TEXAS STATE	12/22/18	*	11	0	3	.000	0	1	.000	0	0	0.000	1	2	3	4.0	3	0	0	2	0	0	0	7.1	
AUSTIN PEAY	12/28/18	*	8	2	3	.667	0	0	.000	1	2	5.000	0	1	1	3.8	3	0	0	1	0	0	5	6.9	
at Texas A&M	01/05/19	*	25	2	7	.286	0	0	.000	1	3	3.33	2	3	5	3.8	1	0	0	0	0	0	5	6.8	
FLORIDA	01/09/19	*	21	2	8	.250	0	0	.000	0	0	0.000	1	4	5	3.9	3	0	0	0	1	2	4	6.6	
LSU	01/12/19	*	15	3	7	.429	0	0	.000	2	21	0.000	1	2	3	3.9	0	0	3	0	1	0	8	6.7	
at Tennessee	01/15/19	*	25	3	9	.333	0	0	.000	1	2	5.000	1	1	2	3.8	5	1	0	5	0	0	7	6.7	
at Ole Miss	01/19/19	*	10	2	4	.500	0	0	.000	0	0	0.000	1	1	2	3.6	2	0	2	0	0	0	4	6.5	
MISSOURI	01/23/19	*	8	0	2	.000	0	0	.000	1	2	5.000	0	0	0	3.4	2	0	0	0	0	0	1	6.2	
at Texas Tech	01/26/19	*	24	3	4	.750	0	0	.000	2	4	5.000	0	2	2	3.4	0	0	1	1	0	2	8	6.3	
GEORGIA	01/29/19	*	16	4	7	.571	0	0	.000	0	0	0.000	0	2	2	3.3	4	0	0	0	0	0	8	6.4	
at LSU	02/02/19	*	22	1	4	.250	1	1	1.000	2	21	0.000	0	1	1	3.2	4	0	0	2	0	2	5	6.3	
VANDERBILT	02/05/19	*	19	2	5	.400	0	0	.000	0	0	0.000	1	2	3	3.2	3	0	1	1	0	1	4	6.2	
Totals			20	427	54	120	.450	2	6	.333	27	46	.587	17	53	70	3.2	59	2	18	20	15	17	137	6.2

Assists/game: 0.8
Turnovers/game: 0.9
Assist/turnover ratio: 0.9
Steals/game: 0.8
Blocks/game: 0.7

ADRIO BAILEY CAREER STATISTICS

Year	GP	GS	Min	Avg	FG	FGA	Pct	3FG	3FGA	Pct	FT	FTA	Pct	Off	Def	Tot	Avg	PF	FO	Ast	TO	Blk	Stl	Pts	Avg
2016-17	27	2	200	7.4	22	39	.564	0	0	.000	6	19	.316	13	22	35	1.3	29	0	7	11	7	14	50	1.9
2017-18	31	16	439	14.2	53	98	.541	0	0	.000	20	33	.606	29	50	79	2.5	59	1	17	18	23	15	126	4.1
2018-19	22	20	427	19.4	54	120	.450	2	6	.333	27	46	.587	17	53	70	3.2	59	2	18	20	15	17	137	6.2
TOTAL	80	38	1066	13.3	129	257	.502	2	6	.333	53	98	.541	59	125	184	2.3	147	3	42	49	45	46	313	3.9

• PERSONAL BESTS •

POINTS	SEC ONLY
Season: 20 vs. UC Davis (11/12/18)	8 (2x), last vs. Georgia (01/29/19)
Career: 20 vs. UC Davis (11/12/18)	10 at Mississippi State (01/02/18)
FG MADE	SEC ONLY
Season: 5 (2x), last vs. MSU (11/21/18)	4 vs. Georgia (01/29/19)
Career: 7 (2x), last vs. Samford (11/10/17)	5 at Mississippi State (01/02/18)
FG ATTEMPTED	SEC ONLY
Season: 9 at Tennessee (01/15/19)	9 at Tennessee (01/15/19)
Season: 9 at Tennessee (01/15/19)	9 at Tennessee (01/15/19)
3-POINT FG MADE	SEC ONLY
Season: 1 (2x), last at LSU (02/02/19)	1 at LSU (02/02/19)
Career: 1 (2x), last at LSU (02/02/19)	1 at LSU (02/02/19)
3-PT FG ATTEMPTS	SEC ONLY
Season: 2 vs. UC Davis (11/12/18)	--
Career: 2 vs. UC Davis (11/12/18)	--
FT MADE	SEC ONLY
Season: 9 vs. UC Davis (11/12/18)	2 (2x), last at LSU (02/02/19)
Career: 9 vs. UC Davis (11/12/18)	2 (3x), last at LSU (02/02/19)
FT ATTEMPTED	SEC ONLY
Season: 11 vs. UC Davis (11/12/18)	3 at Texas A&M (01/05/19)
Career: 11 vs. UC Davis (11/12/18)	6 vs. South Carolina (03/08/18)
REBOUNDS	SEC ONLY
Season: 8 at Colorado State (21/05/18)	5 (2x), last vs. Florida (01/09/19)
Career: 8 at Colorado State (21/05/18)	6 at Mississippi State (01/02/18)
ASSISTS	SEC ONLY
Season: 3 (2x), last vs. LSU (01/12/19)	3 vs. LSU (01/12/19)
Career: 3 (3x), last at LSU (01/12/19)	3 (3x), last vs. LSU (01/12/19)
STEALS	SEC ONLY
Season: 3 vs. UTA (11/23/18)	2 (2x), last at LSU (02/02/19)
Career: 3 (2x), last vs. UTA (11/23/18)	2 (3x), last at LSU (02/02/19)
BLOCKED SHOTS	SEC ONLY
Season: 4 vs. FIU (12/01/18)	1 vs. Florida (01/09/19)
Career: 5 vs. North Carolina (11/24/17)	2 vs. Vanderbilt (02/27/17)
MINUTES	SEC ONLY
Season: 35 vs. Texas (11/09/18)	25 (2x), last at Tenn. (01/15/19)
Career: 35 vs. Texas (11/09/18)	25 (2x), last at Tenn. (01/15/19)



5 JALEN HARRIS

G, RSo., 6-2, 166 | Wilson, N.C. / Word of God Christian Acad. / New Mexico

• Voted team tri-captain for the 2018-19 season.

IN THE NCAA/SEC

- **5th in NCAA • 1st in the SEC** in assist-to-turnover ratio (3.63) – 127 assists vs 35 turnovers
- 29th in NCAA • 5th in the SEC in assists per game (5.8)
- 31st in NCAA • 3rd in the SEC in total assists (127)
- Has seven games with zero turnovers this season.

2018-19 (RSo.) HIGHLIGHTS:

- Dished out four assists in each of the first three games (12 total) of the season ... Next six games, had 56 assists with just five turnovers with four double-digit assist games.
- Run started by getting a then career-high 11 assists versus Montana State (with just one turnover) ... Added 11 points against the Bobcats for his first career double-double.
- Had 10 assists, with just one turnover, versus FIU.
- Dished out a career-high 12 assists at Colorado State (with just two turnovers) ... Also had career-high four steals.
- Scored in double figures three times, including a season-high 14 versus UTA (making career-highs 8-of-11 FT).
- Versus Western Kentucky, had seven assists and no turnovers in 37 minutes ... Added 13 points, four rebounds and two steals.
- Tallied second career double-double, getting 11 points and dishing out 10 assists – with zero turnovers – versus UTSA ... Made 7-of-8 from the free throw line.
- Had seven assists and just one turnover vs. Austin Peay ... Made just his second 3-pointer of the season, but it was huge to give Arkansas a 9-point lead with 1:48 left.
- Tied career high with 15 points at Texas A&M – his best in an Arkansas uniform ... Also his first time to lead the team in scoring ... Added nine assists with zero turnovers in 36 minutes of playing time.
- Had his fifth game with no turnovers, playing 32 minutes versus Missouri ... Handed out six assists, scored 10 points and had three steals.
- At #13 Texas Tech, scored 11 points and had three steals ... Made a basket between mid-court and top of the key to give Arkansas a 33-30 lead at the break ... Also hit a layup at the final buzzer to provide 67-64 final score.
- Had a career-high two blocked shots versus Georgia as Arkansas blocked 14 as a team ... Added 13 points.



#5 JALEN HARRIS 2018-19 GAME STATS

Opponent	Date	GS	Min	FG FGA	Pct	3FG 3A	Pct	FT FTA	Pct	O	D	Tot	Avg	PF	FO	A	TO	Blk	Stl	Pts	Avg				
vs Texas	11/09/18	*	39	3 12	.250	0 5	.000	5 6	.833	3 2	5 5.0	2 0	4 2	0 3	11 11.0										
UC DAVIS	11/12/18	*	28	1 6	.167	0 1	.000	0 0	.000	0 2	2 3.5	2 0	4 0	0 1	2 6.5										
INDIANA	11/18/18	*	25	1 5	.200	1 3	.333	2 21	0.000	0 2	2 3.0	3 0	4 2	0 1	5 6.0										
MONTANA STATE	11/21/18	*	25	4 7	.571	1 3	.333	2 21	0.000	0 2	2 2.8	2 0	11 1	0 0	11 7.3										
UT ARLINGTON	11/23/18	*	31	3 6	.500	0 1	.000	8 11	.727	0 3	3 2.8	1 0	6 1	0 0	14 8.6										
FIU	12/01/18	*	26	2 6	.333	0 1	.000	5 6	.833	0 3	3 2.8	2 0	10 1	0 0	9 8.7										
at Colorado State	12/05/18	*	32	4 8	.500	0 2	.000	0 0	.000	1 4	5 3.1	2 0	12 2	0 4	8 8.6										
WESTERN KENTUCKY	12/08/18	*	37	6 15	.400	0 2	.000	1 2	.500	1 3	4 3.3	1 0	7 0	0 2	13 9.1										
vs UTSA	12/15/18	*	34	2 9	.222	0 3	.000	7 8	.875	0 2	2 3.1	2 0	10 0	0 0	11 9.3										
GEORGIA TECH	12/19/18	*	31	3 7	.429	0 3	.000	1 11	0.000	0 3	3 3.1	4 0	4 2	0 1	7 9.1										
TEXAS STATE	12/22/18	*	26	5 9	.556	0 1	.000	0 0	.000	0 0	0 2.8	3 0	1 2	1 1	10 9.2										
AUSTIN PEAY	12/28/18	*	26	1 5	.200	1 2	.500	4 6	.667	1 2	3 2.8	2 0	7 1	0 2	7 9.0										
at Texas A&M	01/05/19	*	36	4 9	.444	1 3	.333	6 11	.545	0 3	3 2.8	2 0	9 0	0 0	15 9.5										
FLORIDA	01/09/19	*	35	1 5	.200	0 3	.000	0 2	.000	0 1	1 2.7	2 0	3 3	0 0	2 8.9										
LSU	01/12/19	*	32	2 7	.286	1 4	.250	2 4	.500	0 1	1 2.6	1 0	6 5	0 0	7 8.8										
at Tennessee	01/15/19	*	28	3 7	.429	0 1	.000	0 2	.000	1 2	3 2.6	1 0	5 4	0 1	6 8.6										
at Ole Miss	01/19/19	*	30	1 4	.250	1 3	.333	0 0	.000	1 5	6 2.8	1 0	7 4	0 1	3 8.3										
MISSOURI	01/23/19	*	32	3 7	.429	0 2	.000	4 41	0.000	0 2	2 2.8	3 0	6 0	0 3	10 8.4										
at Texas Tech	01/26/19	*	34	4 12	.333	1 3	.333	2 21	0.000	0 1	1 2.7	2 0	2 3	1 3	11 8.5										
GEORGIA	01/29/19	*	33	4 12	.333	0 2	.000	5 7	.714	1 2	3 2.7	3 0	1 0	2 1	13 8.8										
at LSU	02/02/19	*	24	5 7	.714	1 3	.333	0 0	.000	0 1	1 2.6	5 1	5 2	0 1	11 8.9										
VANDERBILT	02/05/19	*	30	1 6	.167	0 2	.000	0 1	.000	1 4	5 2.7	3 0	3 0	0 0	2 8.5										
Totals			22	674	63	171	.368	8	53	.151	54	77	.701	10	50	60	2.7	49	1	127	35	4	25	188	8.5

Assists/game: 5.8
Turnovers/game: 1.6
Assist/turnover ratio: 3.6
Steals/game: 1.1
Blocks/game: 0.2

• PERSONAL BESTS •

POINTS Season: 15 at Texas A&M (01/05/19) Career: 15 (2x), last at TX A&M (01/05/19)	SEC ONLY 15 at Texas A&M (01/05/19) --
FG MADE Season: 6 vs Western Ky. (12/08/18) Career: 6 vs Western Ky. (12/08/18)	SEC ONLY 5 at LSU (02/02/19) --
FG ATTEMPTED Season: 15 vs Western Ky. (12/08/18) Career: 15 vs Western Ky. (12/08/18)	SEC ONLY 12 vs. Georgia (01/29/19) --
3-POINT FG MADE Season: 1 (6x) last at LSU (02/02/19) Career: 1 (13x), last at LSU (02/02/19)	SEC ONLY 1 (4x), last at LSU (02/02/19) --
3-PT FG ATTEMPTS Season: 5 vs. Texas (11/09/18) Career: 5 vs. Texas (11/09/18)	SEC ONLY 3 at Texas A&M (01/05/19) --
FT MADE Season: 8 vs. UTA (11/23/18) Career: 8 vs. UTA (01/23/18)	SEC ONLY 6 at Texas A&M (01/05/19) --
FT ATTEMPTED Season: 11 (2x) last at TX A&M (01/05/19) Career: 11 (2x), last at TX A&M (01/05/19)	SEC ONLY 11 at Texas A&M (01/05/19) --
REBOUNDS Season: 9 vs. FIU (12/01/18) Career: 9 (2x), last vs. FIU (12/01/18)	SEC ONLY 6 at Ole Miss (01/19/19) --
ASSISTS Season: 12 at Colorado State (12/05/18) Career: 12 at Colorado State (12/05/18)	SEC ONLY 9 at Texas A&M (01/05/19) --
STEALS Season: 4 at Colorado State (12/05/18) Career: 4 at Colorado State (12/05/18)	SEC ONLY 3 vs. Missouri (01/23/19) --
BLOCKED SHOTS Season: 2 vs. Georgia (01/29/19) Career: 2 vs. Georgia (01/29/19)	SEC ONLY 2 vs. Georgia (01/29/19) --
MINUTES Season: 39 vs. Texas (11/09/18) Career: 39 vs. Texas (11/09/18)	SEC ONLY 36 at Texas A&M (01/05/19) --

JALEN HARRIS CAREER STATISTICS

Year	GP	GS	Min	Avg	FG	FGA	Pct	3FG	3FGA	Pct	FT	FTA	Pct	Off	Def	Tot	Avg	PF	FO	Ast	TO	Blk	Stl	Pts	Avg	
2016-17 *	31	18	639	20.6	47	107	.439	7	27	.259	38	51	.745	2	54	56	1.8	64	0	72	40	3	25	139	4.5	
2017-18 - Redshirted at Arkansas																										
2018-19	22	22	674	30.6	63	171	.368	8	53	.151	54	77	.701	10	50	60	2.7	49	1	127	35	4	25	188	8.5	
TOTAL	53	40	1313	24.8	110	278	.396	15	80	.188	92	128	.719	12	104	116	2.2	113	1	199	75	7	50	327	6.2	

* - 2016-17 stats from/including New Mexico



10 DANIEL GAFFORD

F, So., 6-11, 233 | El Dorado, Ark. / El Dorado HS

- SPORTING NEWS MIDSEASON ALL-AMERICAN
- CITIZEN NAISMITH TROPHY WATCH LIST
- LUTE OLSON AWARD WATCH LIST
- KAREEM ABDUL-JABBAR AWARD WATCH LIST
- PRESEASON 1ST TEAM ALL-SEC MEDIA
- PRESEASON 1ST TEAM ALL-SEC COACHES
- CONSENSUS NBA LOTTERY PICK IN 2019 MOCK DRAFTS
- Voted team tri-captain for 2018-19 ... Has 8 Double-Doubles and team is 7-1 in such games
- Team-best 111 deflections, including 10 at Colorado State, 9 vs. Austin Peay and seven thrice.
- Only player to rank among SEC top 10 in rebounds, scoring, blocks, FG%, off. rebs and def. rebs.

IN THE NCAA/SEC

- 5th NCAA • 1st SEC
- 41st NCAA • 2nd SEC
- 76th NCAA • 5th SEC
- 70th NCAA • 2nd SEC

Field goal percentage (.667)

Double-Doubles (8)

Offensive Rebounds per game (2.77)

Defensive Rebounds per game (6.14)

45th NCAA • 2nd SEC

38th NCAA • 6th SEC

151st NCAA • 5th SEC

Rebounding (8.9)

Blocked shots per game (2.0)

Scoring (16.9)

2018-19 (So.) HIGHLIGHTS:

- Had a double-double in the opener versus Texas with 20 points and 12 rebounds, which tied a career high at the time.
- Named **SEC Player of the Week** thanks to his then-high 27 points and then career-high 12 rebounds vs. Indiana ... Scored 19, second-half points while grabbing seven rebounds and getting two steals ... Was 9-for-10 shooting in the period while the rest of the team was just 5-of-23 from the field and scored 16 points ... Three times in within the final 11 minutes, Indiana took a one-point lead and, each time, Gafford answered to put the Razorbacks back on top.
- Was 8-for-8 from the field versus Montana State (scoring 16 points) with a team-high seven rebounds ... Tied the school record for best FG% in game (with 8 attempts being minimum).
- Made career-high nine free throws (tying career-high with 10 att.) en route to 21 points vs. UTA.
- Registered third double-double -21 points and 12 rebounds - versus FIU, adding four blocked shots.
- Battled foul trouble in first half at Colorado State and did not attempt a field goal ... Finished with 12 pts and 9 rebs.
- Fourth double-double of the season came versus UTSA, scoring 13 points with a **career-high 14 rebounds** ... Had 11 points and eight boards the second half ... Did not commit a foul and added two blocked shots and a steal.
- Fifth double-double consisted of 19 points and 10 rebounds versus Texas State ... Added two blocked shots ... Made nine free throws and **set career high with 14 free throw attempts** ... Also played a **career-high 35 minutes**.
- For second straight game, had a double-double vs. Austin Peay (16 pts and 10 rebs) while once again playing career-high 35 minutes
- Also tied career high with three steals and added seven blocked shots ... Overall, had nine deflections.
- Battled foul trouble at Texas A&M but still recorded his third straight double-double, getting 11 points and 11 rebounds.
- Scored a **career-high 32 points vs. LSU** on 14-of-19 shooting, including a dunk with 30 seconds left to force overtime.
- Posted eighth double-double versus Missouri (13 and 10) ... Had an off-balanced shot at the buzzer to cut deficit to two at halftime that spurred second-half comeback ... Played 35 minutes with zero fouls.
- Went 7-for-7 from the field at #13 Texas Tech and led the team in scoring (16) ... Battled foul trouble in the first half, played seven minutes with two points ... Played 19 minutes in second half and made all six FG.
- Scored a game-high 23 points at LSU, making 11-of-15 from the field ... Added eight rebounds, two blocked shots and two steals ... Scored 15 in the first half to lead the Razorbacks to a 45-41 advantage at the break.
- Had game-high 28 points vs Vandy, making 9-of-14 FG and **career-high 10 free throws (12 attempts)** ... **Had three assists, career-high in SEC game** ... Added nine rebounds ... Scored first five points of second half.

#10 DANIEL GAFFORD 2018-19 GAME STATS

Opponent	Date	GS	Min	FG FGA	Pct	3FG 3A	Pct	FT FTA	Pct	O	D	Tot	Avg	PF	FO	A	TO	Blk	Stl	Pts	Avg
vs Texas	11/09/18	*	33	8 15	.533	0 0	.000	4 9	.444	2 10	12	12.0		3 0		0 6	2 1			20	20.0
UC DAVIS	11/12/18	*	28	3 3	1.000	0 0	.000	6 9	.667	0 4	4	8.0		2 0		2 6	4 0			12	16.0
INDIANA	11/18/18	*	31	12 15	.800	0 0	.000	3 8	.375	5 7	12	9.3		2 0		0 3	3 2			27	19.7
MONTANA STATE	11/21/18	*	23	8 8	1.000	0 0	.000	0 2	.000	2 5	7	8.8		2 0		0 2	1 1			16	18.8
UT ARLINGTON	11/23/18	*	23	6 10	.600	0 0	.000	9 10	.900	2 3	5	8.0		4 0		0 1	0 2			21	19.2
FIU	12/01/18	*	23	9 12	.750	0 0	.000	5 8	.625	4 8	12	8.7		4 0		0 3	4 1			23	19.8
at Colorado State	12/05/18	*	22	5 12	.417	0 0	.000	2 4	.500	3 6	9	8.7		2 0		3 1	3 1			12	18.7
WESTERN KENTUCKY	12/08/18	*	32	7 12	.583	0 0	.000	3 31	.000	4 5	9	8.8		1 0		1 2	2 1			17	18.5
vs UTSA	12/15/18	*	29	4 6	.667	0 0	.000	5 8	.625	2 12	14	9.3		0 0		0 4	2 1			13	17.9
GEORGIA TECH	12/19/18	*	32	6 9	.667	0 0	.000	2 4	.500	3 5	8	9.2		5 1		3 3	3 1			14	17.5
TEXAS STATE	12/22/18	*	35	5 9	.556	0 0	.000	9 14	.643	2 8	10	9.3		1 0		1 1	2 0			19	17.6
AUSTIN PEAY	12/28/18	*	35	7 10	.700	0 0	.000	2 4	.500	4 6	10	9.3		3 0		0 2	4 3			16	17.5
at Texas A&M	01/05/19	*	25	5 11	.455	0 0	.000	1 2	.500	6 5	11	9.5		4 0		1 1	1 0			11	17.0
FLORIDA	01/09/19	*	27	3 4	.750	0 0	.000	3 6	.500	2 10	12	9.6		4 0		1 0	0 1			9	16.4
LSU	01/12/19	*	37	14 19	.737	0 0	.000	4 9	.444	4 3	7	9.5		4 0		0 4	2 0			32	17.5
at Tennessee	01/15/19	*	20	4 6	.667	0 0	.000	2 4	.500	3 4	7	9.3		5 1		0 2	0 2			10	17.0
at Ole Miss	01/19/19	*	31	2 6	.333	0 0	.000	5 6	.833	0 10	10	9.4		2 0		1 5	2 1			9	16.5
MISSOURI	01/23/19	*	35	6 9	.667	0 0	.000	1 5	.200	4 6	10	9.4		0 0		1 0	0 2			13	16.3
at Texas Tech	01/26/19	*	26	7 7	1.000	0 0	.000	2 5	.400	2 3	5	9.2		3 0		0 2	1 0			16	16.3
GEORGIA	01/29/19	*	22	3 4	.750	0 0	.000	5 7	.714	1 4	5	9.0		3 0		2 3	4 0			11	16.1
at LSU	02/02/19	*	32	11 15	.733	0 0	.000	1 2	.500	4 4	8	8.9		5 1		0 4	2 2			23	16.4
VANDERBILT	02/05/19	*	33	9 14	.643	0 0	.000	10 12	.833	2 7	9	8.9		2 0		3 2	2 0			28	16.9
Totals			22	634	144 216	.667	0 0	.000	84 141	.596	61 135	196	8.9	61 3		19 57	44 22			372	16.9

Assists/game: 0.9

Turnovers/game: 2.6

Assist/turnover ratio: 0.3

Steals/game: 1.0

Blocks/game: 2.0

DANIEL GAFFORD CAREER STATISTICS

Year	GP	GS	Min	Avg	FG	FGA	Pct	3FG	3FGA	Pct	FT	FTA	Pct	Off	Def	Tot	Avg	PF	FO	Ast	TO	Blk	Stl	Pts	Avg
2017-18	35	26	790	22.6	164	271	.605	0	0	.000	85	161	.528	77	140	217	6.2	114	3	24	37	76	19	413	11.8
2018-19	22	22	634	28.8	144	216	.667	0	0	.000	84	141	.596	61	135	196	8.9	61	3	19	57	44	22	372	16.9
TOTAL	57	48	1424	25.0	308	487	.632	0	0	.000	169	302	.560	138	275	413	7.2	175	6	43	94	120	41	785	13.8



GAFFORD'S '18-19 DOUBLE-DOUBLES (8)

Opp	Pts	Rebs
vs. Texas	20	12
Indiana	27	12
FIU	23	12
vs. UTSA	13	14
Texas State	19	10
Austin Peay	16	10
at Texas A&M	11	11
Missouri	13	10

PERSONAL BESTS

POINTS	SEC ONLY
Season: 32 vs. LSU (01/12/19)	32 vs. LSU (01/12/19)
Career: 32 vs. LSU (01/12/19)	32 vs. LSU (01/12/19)
FG MADE	SEC ONLY
Season: 14 vs. LSU (01/12/19)	14 vs. LSU (01/12/19)
Career: 14 vs. LSU (01/12/19)	14 vs. LSU (01/12/19)
FG ATTEMPTED	SEC ONLY
Season: 19 vs. LSU (01/12/19)	19 vs. LSU (01/12/19)
Career: 19 vs. LSU (01/12/19)	19 vs. LSU (01/12/19)
3-POINT FG MADE	SEC ONLY
Season: --	--
Career: --	--
3-PT FG ATTEMPTS	SEC ONLY
Season: --	--
Career: --	--
FT MADE	SEC ONLY
Season: 10 vs. Vanderbilt (02/05/19)	10 vs. Vanderbilt (02/05/19)
Career: 10 vs. Vanderbilt (02/05/19)	10 vs. Vanderbilt (02/05/19)
FT ATTEMPTED	SEC ONLY
Season: 14 vs. Texas State (12/22/18)	12 vs. Vanderbilt (02/05/19)
Career: 14 vs. Texas State (12/22/18)	12 vs. Vanderbilt (02/05/19)
REBOUNDS	SEC ONLY
Season: 14 vs. UTSA (12/15/18)	12 vs. Florida (01/05/19)
Career: 14 vs. UTSA (12/15/18)	12 vs. Florida (01/05/19)
ASSISTS	SEC ONLY
Season: 3 (2x), last vs. Vanderbilt (02/05/19)	3 vs. Vanderbilt (02/05/19)
Career: 4 vs. Oral Roberts (12/19/17)	3 vs. Vanderbilt (02/05/19)
STEALS	SEC ONLY
Season: 3 vs. Austin Peay (12/28/18)	2 (2x), last at LSU (02/02/19)
Career: 3 (2x), last vs. APSU (12/28/18)	3 vs. Ole Miss (01/20/18)
BLOCKED SHOTS	SEC ONLY
Season: 4 (3x), last vs. Georgia (01/29/19)	4 vs. Georgia (01/29/19)
Career: 7 (2x), last vs. Auburn (02/27/18)	7 (2x), last vs. Auburn (02/27/18)
MINUTES	SEC ONLY
Season: 37 vs. LSU (01/12/19)	37 vs. LSU (01/12/19)
Career: 37 vs. LSU (01/12/19)	37 vs. LSU (01/12/19)



11 KEYSHAWN EMBERY-SIMPSON

G, Fr., 6-3, 202 | Midwest City, Okla. / IMG (Fla.) Academy

- Among those without a start, leads team in minutes (153) and scoring (4.9) off the bench.
- **At Texas Tech, was the first sub off the bench for the first time this season ... Also first sub versus Georgia and LSU.**
- Did not commit a turnover until game five (vs. UTA) ... Only has 14 for the season ... In fact, has more steals (17) and assists (17) than turnovers (14).
- Over last six games, had career-highs in points twice (16 at Ole Miss and at LSU) and hit a clutch 3-pointer with 14 seconds left to lift Razorbacks to win over Vanderbilt.

2018-19 (Fr.) HIGHLIGHTS:

- Scored seven points versus UC Davis, including five in the second half.
- Posted season highs versus FIU with three assists and three steals, while scoring seven points and adding three rebounds.
- Pumped in a then season-best 14 points at Colorado State, including eight in the first half to keep the Razorbacks in the lead while Daniel Gafford was on the bench in foul trouble ... Was 5-of-6 from the field, including 4-of-5 from 3-point range.
- Matched his then season high with 14 points versus Austin Peay ... All came in the second half - nine minutes of play ... More specifically, scored 12 points - including seven straight - during a 20-5 run to lead the Razorbacks to the win.
- At Ole Miss, scored a career-high 16 points - 12 in the second half.
- Only made one basket versus Missouri, but the banked 3-pointer gave team its first lead of the game, 30-29, with 2:10 left in the first half.
- Tied his career high with 16 points at LSU with career highs for field goals made (6) and 3-pointers made (4) ... Scored 13 of those in the first half, going 5-of-6 from the field and 3-of-3 from 3-point range ... Only made one basket in the second half but it came five second off the bench after he sat four minutes due to an injury to give Arkansas a 12-point lead with 8:57 left.
- Only scored five points versus Vanderbilt, but one of his two field goals made was huge ... The Commodores were up two (66-64) with 40 seconds left, Arkansas called timeout ... Embery-Simpson, who had been sitting on the bench for over four minutes due to injury, checked into the game during the stoppage and, 20 seconds later, hit the biggest shot of his young career to put his squad up one with 14 seconds left.



#11 KEYSHAWN EMBERY-SIMPSON 2018-19 GAME STATS

Opponent	Date	GS	Min	FG	FGA	Pct	3FG	3A	Pct	FT	FTA	Pct	O	D	Tot	Avg	PF	FO	A	TO	Blk	Stl	Pts	Avg
vs Texas	11/09/18	9	0	2	.000	0	0	.000	0	1	.000	1	1	2	2.0	0	0	0	0	0	0	0	0	0.0
UC DAVIS	11/12/18	18	2	6	.333	1	4	.250	2	21	.000	0	0	0	1.0	1	0	1	0	0	2	7	3.5	
INDIANA	11/18/18	14	1	5	.200	0	2	.000	0	0	.000	0	2	2	1.3	3	0	1	0	1	0	2	3.0	
MONTANA STATE	11/21/18	17	2	5	.400	2	5	.400	0	0	.000	0	0	0	1.0	1	0	1	0	0	1	6	3.8	
UT ARLINGTON	11/23/18	18	0	5	.000	0	4	.000	2	21	.000	0	3	3	1.4	1	0	1	0	0	0	2	3.4	
FIU	12/01/18	18	3	5	.600	1	3	.333	0	2	.000	0	3	3	1.7	1	0	3	2	0	3	7	4.0	
at Colorado State	12/05/18	16	5	6	.833	4	5	.800	0	0	.000	1	1	2	1.7	2	0	2	0	0	1	14	5.4	
WESTERN KENTUCKY	12/08/18	8	0	2	.000	0	2	.000	0	0	.000	0	0	0	1.5	2	0	0	1	0	0	0	4.8	
vs UTSA	12/15/18	11	0	2	.000	0	2	.000	2	4	.500	0	0	0	1.3	2	0	0	1	1	0	2	4.4	
GEORGIA TECH	12/19/18	12	0	2	.000	0	2	.000	0	0	.000	0	0	0	1.2	1	0	0	2	0	1	0	4.0	
TEXAS STATE	12/22/18	14	1	5	.200	0	0	.000	0	0	.000	1	1	2	1.3	1	0	0	1	0	1	2	3.8	
AUSTIN PEAY	12/28/18	13	5	8	.625	2	4	.500	2	21	.000	0	1	1	1.3	0	0	0	0	0	0	14	4.7	
at Texas A&M	01/05/19	14	0	4	.000	0	3	.000	0	0	.000	0	2	2	1.3	0	0	0	1	0	1	0	4.3	
FLORIDA	01/09/19	11	0	4	.000	0	2	.000	0	0	.000	1	2	3	1.4	0	0	0	0	0	1	0	4.0	
LSU	01/12/19	12	1	4	.250	0	3	.000	0	0	.000	0	0	0	1.3	3	0	2	0	0	2	2	3.9	
at Tennessee	01/15/19	20	1	5	.200	1	4	.250	0	0	.000	0	0	0	1.3	3	0	3	1	0	1	3	3.8	
at Ole Miss	01/19/19	20	5	8	.625	2	5	.400	4	5	.800	1	0	1	1.2	1	0	0	0	0	1	16	4.5	
MISSOURI	01/23/19	14	1	4	.250	1	2	.500	2	21	.000	0	1	1	1.2	0	0	2	1	0	0	5	4.6	
at Texas Tech	01/26/19	26	1	5	.200	0	3	.000	3	4	.750	0	1	1	1.2	3	0	1	1	0	2	5	4.6	
GEORGIA	01/29/19	16	0	4	.000	0	3	.000	0	0	.000	0	3	3	1.3	0	0	1	0	0	0	0	4.4	
at LSU	02/02/19	22	6	9	.667	4	6	.667	0	0	.000	0	2	2	1.3	1	0	0	2	0	0	16	4.9	
VANDERBILT	02/05/19	14	2	5	.400	1	2	.500	0	0	.000	0	1	1	1.3	1	0	0	0	0	0	5	4.9	
Totals		0	337	36	105	.343	19	66	.288	17	24	.708	5	24	29	1.3	27	0	17	14	2	17	108	4.9

Assists/game: 0.8
Turnovers/game: 0.6
Assist/turnover ratio: 1.2
Steals/game: 0.8
Blocks/game: 0.1

• PERSONAL BESTS •

POINTS Season: 16 (2x), last at LSU (02/02/19) Career: --	SEC ONLY 16 (2x), last at LSU (02/02/19) --
FG MADE Season: 6 at LSU (02/02/19) Career: --	SEC ONLY 6 at LSU (02/02/19) --
FG ATTEMPTED Season: 9 at LSU (02/02/19) Career: --	SEC ONLY 9 at LSU (02/02/19) --
3-POINT FG MADE Season: 4 (2x), last at LSU (02/02/19) Career: --	SEC ONLY 4 at LSU (02/02/19) --
3-PT FG ATTEMPTS Season: 6 at LSU (02/02/19) Career: --	SEC ONLY 6 at LSU (02/02/19) --
FT MADE Season: 4 at Ole Miss (01/19/19) Career: --	SEC ONLY 4 at Ole Miss (01/19/19) --
FT ATTEMPTED Season: 5 at Ole Miss (01/19/19) Career: --	SEC ONLY 5 at Ole Miss (01/19/19) --
REBOUNDS Season: 3 (4x) last vs. Georgia (01/29/19) Career: --	SEC ONLY 3 (2x) last vs. Georgia (01/29/19) --
ASSISTS Season: 3 vs. FIU (12/01/18) Career: --	SEC ONLY 2 (2x, Last vs. Mizzou (01/23/19) --
STEALS Season: 3 vs. FIU (12/01/18) Career: --	SEC ONLY 2 vs LSU (01/12/19) --
BLOCKED SHOTS Season: 1 (2x), last vs UTSA (12/15/18) Career: --	SEC ONLY -- --
MINUTES Season: 22 at LSU (02/02/19) Career: --	SEC ONLY 22 at LSU (02/02/19) --

KEYSHAWN EMBERY-SIMPSON CAREER STATISTICS

Year	GP	GS	Min	Avg	FG	FGA	Pct	3FG	3FGA	Pct	FT	FTA	Pct	Off	Def	Tot	Avg	PF	FO	Ast	TO	Blk	Stl	Pts	Avg
2018-19	22	0	337	15.3	36	105	.343	19	66	.288	17	24	.708	5	24	29	1.3	27	0	17	14	2	17	108	4.9



13 MASON JONES

G, So., 6-5, 207 | Desoto, Texas / Triple A Acad. / Connors State CC

- Reached double figures in 15 of 22 games ... Has led the team in scoring a team-best 7 times:
UC Davis - 21 | Montana St. - 18 | Colorado St. - 16 | Georgia Tech - 17
Texas State - 21 | Florida - 30 | Georgia - 23
- Has also led the team in assists 6 times:
Indiana - 7 | Georgia Tech - 5 | Texas St. - 4 | Florida - 3 | Tennessee - 6 | Georgia - 4
- Has led the team in scoring and assists in the same game 4 times.
- Second on the team in rebounding (4.5) and assists (6.7); third in scoring (13.7)
- Has been clutch in the final second in two straight games ... At LSU, hit jumper in lane with 22 seconds left to give team 90-89 lead (which was final score) ... Vs. Vandy and team up one, made

two free throws with seven seconds left for 69-66 lead (which was final score).

2018-19 (So.) HIGHLIGHTS:

- Led the team in scoring (21) and rebounds (8) in the UC Davis win ... 15 of those points came in the first half (5-of-6 FG - 4-5 3FG) ... 7 of his 8 boards came in the 2nd half.
- Hit (and then missed on purpose) the game-winning free throw versus Indiana with 2.5 seconds left ... Finished with 11 points, five rebounds and seven assists ... Was first Razorback since Jan. 2012 to play at least 35 minutes, have at least 7 assists and commit zero turnovers.
- Scored a team-best 18 points in the Montana State win, making 6-of-8 from the field (5-of-7 from 3-pt range) ... 16 of those points came in the first half.
- Posted first career double-double - 19 points and 10 rebounds - in the win over FIU ... Was 7-of-9 from free throw line.
- Led the team in scoring (16) at Colorado State ... Got Arkansas off to great start, hitting three, 3-pointers for a 12-2, finished with 16, first-half points.
- Led the team in scoring (17) and assists (5) versus Georgia Tech ... Added six rebounds, second-best on the team ... Tied his season-high with five 3-pointers made.
- For the second straight game, led the team in scoring (21) and assists (4) versus Texas State ... Also had a career-high three steals.
- At Texas A&M, missed his first seven 3-pointers (**and 1-of-his-last-17 over 2 games**) but had the confidence to still shoot late in the game ... In fact, made three straight from long range to give Arkansas a lead it would not relinquish.
- Scored a career-high 30 points versus Florida (team scored 51), making four 3-pointers and sinking 12-of-13 at the line ... Also tied for the team lead with three assists ... With Arkansas down 15 with six to play, Jones scored 11 in a 15-2 to get the Razorbacks to within two (53-51).
- Continued strong play vs. LSU, scoring 22 points and adding six rebounds ... Was 8-of-9 at the free throw line.
- Pumped in 18 at #3 Tennessee while tying for the team lead in rebounds (7) and leading the team with six assists.
- At Ole Miss, suffered through a 1-of-10 performance from the field (0-for-6 from 3-pt range), but had a blocked shot, two steals and **a team-best seven deflections**.
- Led the team in scoring (23), rebounds (6) and assists (4) in the win over Georgia ... Had 15 of team's 1st-half 31 points, including a 3-pointer to tie game with 23 second left in half.
- Only scored 10 points at LSU but the final two led team to a win over the #19 Tigers ... Down one, Jones hit a jumper in the lane with 22 seconds left for a 90-89 lead, which was the final.
- Sealed Vanderbilt win by making two free throws with seven seconds left to give Arkansas a 69-66 lead (which was final score).



#13 MASON JONES 2018-19 GAME STATS

Opponent	Date	GS	Min	FG	FGA	Pct	3FG	3A	Pct	FT	FTA	Pct	O	D	Tot	Avg	PF	FO	A	TO	Blk	Stl	Pts	Avg	
vs Texas	11/09/18	*	37	3	10	.300	2	6	.333	3	4	.750	0	6	6	6.0	4	0	3	4	1	0	11	11.0	
UC DAVIS	11/12/18	*	31	6	10	.600	4	7	.571	5	7	.714	1	7	8	7.0	1	0	2	2	0	1	21	16.0	
INDIANA	11/18/18	*	38	3	8	.375	1	4	.250	4	6	.667	0	5	5	6.3	2	0	7	0	0	1	11	14.3	
MONTANA STATE	11/21/18	*	21	6	8	.750	5	7	.714	1	2	.500	0	3	3	5.5	2	0	3	3	0	2	18	15.3	
UT ARLINGTON	11/23/18	*	25	0	5	.000	0	3	.000	4	4	1.000	1	4	5	5.4	4	0	0	2	0	0	4	13.0	
FIU	12/01/18	*	25	5	8	.625	2	4	.500	7	9	.778	1	9	10	6.2	3	0	3	3	0	2	19	14.0	
at Colorado State	12/05/18	*	29	5	10	.500	4	8	.500	2	2	1.000	0	4	4	5.9	2	0	4	0	0	1	16	14.3	
WESTERN KENTUCKY	12/08/18	*	29	5	11	.455	3	8	.375	2	2	1.000	1	2	3	5.5	2	0	1	1	0	1	15	14.4	
vs UTSA	12/15/18	*	27	2	7	.286	0	2	.000	2	2	1.000	0	4	4	5.3	5	1	3	3	0	0	6	13.4	
GEORGIA TECH	12/19/18	*	35	5	15	.333	5	13	.385	2	2	1.000	3	3	6	5.4	1	0	5	2	0	2	17	13.8	
TEXAS STATE	12/22/18	*	33	5	7	.714	1	3	.333	10	13	.769	0	4	4	5.3	2	0	4	1	0	3	21	14.5	
AUSTIN PEAY	12/28/18	*	30	1	10	.100	0	3	.000	0	0	.000	2	1	3	5.1	2	0	4	1	0	0	2	13.4	
at Texas A&M	01/05/19	*	24	3	11	.273	3	11	.273	0	0	.000	0	5	5	5.1	3	0	3	1	0	0	9	13.1	
FLORIDA	01/09/19	*	34	7	13	.538	4	9	.444	12	13	.923	0	2	2	4.9	0	0	3	4	1	0	30	14.3	
LSU	01/12/19	*	38	6	10	.600	2	5	.400	8	9	.889	1	5	6	4.9	3	0	1	3	0	1	22	14.8	
at Tennessee	01/15/19	*	33	7	16	.438	2	8	.250	2	3	.667	2	5	7	5.1	2	0	6	3	0	1	18	15.0	
at Ole Miss	01/19/19	*	31	1	10	.100	0	6	.000	3	4	.750	1	1	2	4.9	2	0	2	1	1	2	5	14.4	
MISSOURI	01/23/19	*	26	2	10	.200	2	8	.250	0	0	.000	0	4	4	4.8	3	0	1	5	0	1	6	13.9	
at Texas Tech	01/26/19	*	27	3	8	.375	2	6	.333	3	4	.750	0	3	3	4.7	5	1	1	0	0	1	11	13.8	
GEORGIA	01/29/19	*	32	8	14	.571	2	7	.286	5	6	.833	0	6	6	4.8	4	0	4	0	1	1	23	14.3	
at LSU	02/02/19	*	32	3	8	.375	2	5	.400	2	4	.500	0	1	1	4.6	1	0	5	1	0	1	10	14.0	
VANDERBILT	02/05/19	*	32	2	7	.286	1	5	.200	2	3	.667	0	1	1	4.5	1	0	2	2	0	1	7	13.7	
Totals			22	669	88	216	.407	47	138	.341	79	99	.798	13	85	98	4.5	54	2	67	42	4	22	302	13.7

Assists/game: 3.0
Turnovers/game: 1.9
Assist/turnover ratio: 1.6
Steals/game: 1.0
Blocks/game: 0.2

MASON JONES CAREER STATISTICS

Year	GP	GS	Min	Avg	FG	FGA	Pct	3FG	3FGA	Pct	FT	FTA	Pct	Off	Def	Tot	Avg	PF	FO	Ast	TO	Blk	Stl	Pts	Avg
2018-19	22	22	669	30.4	88	216	.407	47	138	.341	79	99	.798	13	85	98	4.5	54	2	67	42	4	22	302	13.7

• PERSONAL BESTS •

POINTS Season: 30 vs. Florida (01/09/19) Career: --	SEC ONLY 30 vs. Florida (01/09/19) --
FG MADE Season: 8 vs. Georgia (01/29/19) Career: --	SEC ONLY 8 vs. Georgia (01/29/19) --
FG ATTEMPTED Season: 15 vs. GA Tech (12/19/18) Career: --	SEC ONLY 14 vs. Georgia (01/29/19) --
3-POINT FG MADE Season: 5 (2x), last vs. Ga Tech (12/19/18) Career: --	SEC ONLY 4 vs. Florida (01/09/19) --
3-PT FG ATTEMPTS Season: 13 vs. GA Tech (12/19/18) Career: --	SEC ONLY 11 at Texas A&M (01/05/19) --
FT MADE Season: 12 vs. Florida (01/09/19) Career: --	SEC ONLY 12 vs. Florida (01/09/19) --
FT ATTEMPTED Season: 13 (2x), last vs. Fla (01/09/19) Career: --	SEC ONLY 13 vs. Florida (01/09/19) --
REBOUNDS Season: 10 vs. FIU (12/01/18) Career: --	SEC ONLY 6 (2x), last vs. Georgia (01/29/19) --
ASSISTS Season: 7 vs. Indiana (11/18/18) Career: --	SEC ONLY 5 at LSU (02/02/19) --
STEALS Season: 3 vs. Texas State (12/22/18) Career: --	SEC ONLY 1 (3x), last vs. Georgia (01/29/19) --
BLOCKED SHOTS Season: 1 (4x), last vs. Georgia (01/29/19) Career: --	SEC ONLY 1 (3x), last vs. Georgia (01/29/19) --
MINUTES Season: 38 (2x), last vs. LSU (01/12/19) Career: --	SEC ONLY 38 vs. LSU (01/12/19) --




15 JONATHAN HOLMES

G, Jr., 5-10, 190 | Columbia, Ill. / Columbia HS

2018-19 (Jr.) HIGHLIGHTS:

- Fan favorite.
- Put on scholarship on Feb. 7, 2019 with the Twitter video getting nearly 1,800 likes and 55,000 media vies the night it was posted.
- Was the only player on the roster that had made a 3-pointer in an Arkansas uniform to start the season, hitting two last season.



#15 JONATHAN HOLMES 2018-19 GAME STATS

Opponent	Date	GS	Min	FG FGA	Pct	3FG 3A	Pct	FT FTA	Pct	O	D	Tot	Avg	PF	FO	A	TO	Blk	Stl	Pts	Avg
vs Texas	11/09/18	DNP																			
UC DAVIS	11/12/18	DNP																			
INDIANA	11/18/18	DNP																			
MONTANA STATE	11/21/18	3		0 3	.000	0 2	.000	0 0	.000	0 0	0 0	0.0		1 0	0 0	0 0	0 0	0 0	0 0	0 0.0	
UT ARLINGTON	11/23/18	1		0 1	.000	0 0	.000	0 0	.000	0 0	0 0	0.0		0 0	0 0	0 0	0 0	0 0	0 0	0 0.0	
FIU	12/01/18	3		0 1	.000	0 1	.000	0 0	.000	0 0	0 0	0.0		0 0	0 0	0 0	0 0	0 0	0 0	0 0.0	
at Colorado State	12/05/18	DNP																			
WESTERN KENTUCKY	12/08/18	DNP																			
vs UTSA	12/15/18	DNP																			
GEORGIA TECH	12/19/18	DNP																			
TEXAS STATE	12/22/18	DNP																			
AUSTIN PEAY	12/28/18	DNP																			
at Texas A&M	01/05/19	DNP																			
FLORIDA	01/09/19	DNP																			
LSU	01/12/19	DNP																			
at Tennessee	01/15/19	DNP																			
at Ole Miss	01/19/19	DNP																			
MISSOURI	01/23/19	DNP																			
at Texas Tech	01/26/19	DNP																			
GEORGIA	01/29/19	DNP																			
at LSU	02/02/19	DNP																			
VANDERBILT	02/05/19	DNP																			
Totals		0	7	0 5	.000	0 3	.000	0 0	.000	0 0	0 0	0.0		1 0	0 0	0 0	0 0	0 0	0 0	0 0.0	

Games played: 3
Minutes/game: 2.3
FG Pct: 0.0
3FG Pct: 0.0

• PERSONAL BESTS •

POINTS	SEC ONLY
Season: --	--
Career: 3, (2x), last vs. ORU (12/19/17)	2 (2x), last vs. Vandy (02/10/18)
FG MADE	SEC ONLY
Season: --	--
Career: 1 (7x), last vs. Vandy (02/10/18)	1 vs. Vanderbilt (02/10/18)
FG ATTEMPTED	SEC ONLY
Season: 3 vs Montana State (11/21/18)	--
Career: 3 vs Montana State (11/21/18)	1 (5x), last vs. TX A&M (02/14/18)
3-POINT FG MADE	SEC ONLY
Season: --	--
Career: 1 (2x), last vs. Troy (12/16/17)	--
3-PT FG ATTEMPTS	SEC ONLY
Season: 2 vs Montana State (11/21/18)	--
Career: 2 vs. Austin Peay (12/03/16)	1 (2x), last vs. Ole Miss (02/18/17)
FT MADE	SEC ONLY
Season: --	--
Career: 1 vs. Samford (11/10/17)	--
FT ATTEMPTED	SEC ONLY
Season: --	--
Career: 2 vs. Samford (11/10/17)	--
REBOUNDS	SEC ONLY
Season: --	--
Career: 1 (4x), last vs. Vandy (02/10/18)	1 vs. Vanderbilt (02/10/18)
ASSISTS	SEC ONLY
Season: --	--
Career: 1 vs. Samford (11/10/17)	--
STEALS	SEC ONLY
Season: --	--
Career: : 1 vs Bucknell (11/12/17)	--
BLOCKED SHOTS	SEC ONLY
Season: --	--
Career: --	--
MINUTES	SEC ONLY
Season: 3 (2x) last vs FIU (12/01/18)	--
Career: 4 vs. UConn (11/26/17)	1 (5x), last vs. TX A&M (02/17/18)

JONATHAN HOLMES CAREER STATISTICS

Year	GP	GS	Min	Avg	FG FGA	Pct	3FG 3FGA	Pct	FT FTA	Pct	Off	Def	Tot	Avg	PF	FO	Ast	TO	Blk	Stl	Pts	Avg
2016-17	6	0	7	1.2	1 5	.200	0 4	.000	0 0	.000	0	1	1	0.2	1	0	0	0	0	0	2	0.3
2017-18	11	0	18	1.6	6 15	.400	2 6	.333	1 2	.500	2	1	3	0.3	1	0	1	2	0	1	15	1.4
2018-19	3	0	7	2.3	0 5	.000	0 3	.000	0 0	.000	0	0	0	0.0	1	0	0	0	0	0	0	0.0
TOTAL	20	0	32	1.6	7 25	.280	2 13	.154	1 2	.500	2	2	4	0.2	3	0	1	2	0	1	17	0.9



22 GABE OSABUOHEN

F, So., 6-8, 221 | Toronto, Canada / Southwest Christian Acad. (Ark.)

- Pronounced Oh-sah-BOY-en.
- **Last season** 8 SEC gms 72 min. 12 pts 14 rebs
- **This season:** 9 SEC gms 131 min 30 pts 28 rebs
- In the first two SEC games this season, set career highs in rebounds – first getting seven at Texas A&M and followed by getting eight versus Florida.
- Scored a career-high 13 points at Ole Miss.
- **Took three charges at LSU and leads the team with 18 charges taken** ... Also took three charges versus UT Arlington this season.

- First sub off the bench (solo or tied) in 16 of the first 22 games.
- Has been praised by Coach Anderson for having a positive impact on the game in areas other than scoring ... High energy guy off the bench, gets deflections, takes charges and hits the boards.

2018-19 (So.) HIGHLIGHTS:

- Hit his first career 3-pointer versus Indiana (missing the five six of his career) at the first half drew to a close to give the Razorbacks a 38-35 lead.
- Took three charges versus UT Arlington.
- Perhaps best all-around game came versus Texas State ... In addition to drawing two charges and getting three deflections, hit his second career 3-pointer as the Hogs went on a 17-0 run ... Tied career high with five rebounds while handing out a career-high four assists.
- Set or tied then career highs in points (6), rebounds (7) and steals (2) at Texas A&M ... Also took a charge while playing 18 minutes, his most in an SEC game.
- Grabbed a career-best eight boards versus Florida.
- Was 5-of-7 at the free throw line at #3 Tennessee, both career highs.
- Scored a career-high 13 points at Ole Miss while taking two charges.
- Hit his third career 3-pointer at #13 Texas Tech as part of 8-0 run in the first half.
- Despite foul trouble, had a well-rounded game in Georgia win ... Drained a 3-pointer, took a charge and had three rebounds, three assists (most in SEC game) and career-high two blocked shots.
- Took three charges and drained a 3-pointers in the win at #19 LSU.
- Battled foul trouble vs. Vandy, but had a key steal late in the game that Coach Anderson said "was one of the biggest plays of the game."

#22 GABE OSABUOHEN 2018-19 GAME STATS

Opponent	Date	GS	Min	FG	FGA	Pct	3FG	3A	Pct	FT	FTA	Pct	O	D	Tot	Avg	PF	FO	A	TO	Blk	Stl	Pts	Avg
vs Texas	11/09/18	11	0	4	.000	0	1	.000	1	2	.500	2	1	3	3.0	1	0	0	1	1	0	1	1.0	
UC DAVIS	11/12/18	14	0	3	.000	0	1	.000	0	2	.000	2	3	5	4.0	4	0	1	0	1	1	0	0.5	
INDIANA	11/18/18	10	2	3	.667	1	1	1.000	0	0	.000	0	0	0	2.7	2	0	2	4	0	1	5	2.0	
MONTANA STATE	11/21/18	12	2	5	.400	0	2	.000	2	21	.000	1	1	2	2.5	2	0	1	0	0	2	6	3.0	
UT ARLINGTON	11/23/18	13	0	1	.000	0	0	.000	0	2	.000	1	1	2	2.4	5	1	2	2	1	0	0	2.4	
FIU	12/01/18	19	1	4	.250	0	1	.000	1	4	.250	1	4	5	2.8	4	0	1	1	1	1	3	2.5	
at Colorado State	12/05/18	9	2	5	.400	0	0	.000	1	11	.000	3	2	5	3.1	3	0	0	0	1	0	5	2.9	
WESTERN KENTUCKY	12/08/18	7	0	2	.000	0	1	.000	0	0	.000	0	1	1	2.9	2	0	0	1	0	0	0	2.5	
vs UTSA	12/15/18	10	2	6	.333	0	1	.000	0	0	.000	4	0	4	3.0	2	0	0	1	0	0	4	2.7	
GEORGIA TECH	12/19/18	10	0	0	.000	0	0	.000	2	21	.000	1	1	2	2.9	2	0	0	0	0	0	2	2.6	
TEXAS STATE	12/22/18	22	1	3	.333	1	1	1.000	1	4	.250	3	2	5	3.1	2	0	4	2	0	0	4	2.7	
AUSTIN PEAY	12/28/18	10	0	2	.000	0	0	.000	1	2	.500	2	0	2	3.0	1	0	3	0	0	1	1	2.6	
at Texas A&M	01/05/19	18	3	6	.500	0	2	.000	0	0	.000	3	4	7	3.3	4	0	1	1	1	1	6	2.8	
FLORIDA	01/09/19	14	0	1	.000	0	1	.000	0	4	.000	3	5	8	3.6	5	1	0	2	1	0	0	2.6	
LSU	01/12/19	12	0	2	.000	0	1	.000	0	0	.000	0	0	0	3.4	3	0	1	0	0	1	0	2.5	
at Tennessee	01/15/19	10	0	0	.000	0	0	.000	5	7	.714	0	1	1	3.3	5	1	0	2	0	0	5	2.6	
at Ole Miss	01/19/19	26	5	9	.556	0	0	.000	3	4	.750	2	1	3	3.2	4	0	1	4	0	1	13	3.2	
MISSOURI	01/23/19	9	0	2	.000	0	1	.000	0	0	.000	0	2	2	3.2	3	0	1	1	0	1	0	3.1	
at Texas Tech	01/26/19	14	1	3	.333	1	1	1.000	0	0	.000	1	1	2	3.1	1	0	0	3	0	0	3	3.1	
GEORGIA	01/29/19	16	1	2	.500	1	2	.500	0	1	.000	0	3	3	3.1	1	0	3	0	2	2	3	3.1	
at LSU	02/02/19	16	1	2	.500	1	1	1.000	0	0	.000	0	3	3	3.1	5	1	6	1	0	1	3	3.0	
VANDERBILT	02/05/19	10	0	0	.000	0	0	.000	0	0	.000	0	1	1	3.0	4	0	1	1	0	2	0	2.9	
Totals		0	292	21	65	.323	5	18	.278	17	37	.459	29	37	66	3.0	65	4	28	27	9	15	64	2.9

Assists/game: 1.3
Turnovers/game: 1.2
Assist/turnover ratio: 1.0
Steals/game: 0.7
Blocks/game: 0.4

GABE OSABUOHEN CAREER STATISTICS

Year	GP	GS	Min	Avg	FG	FGA	Pct	3FG	3FGA	Pct	FT	FTA	Pct	Off	Def	Tot	Avg	PF	FO	Ass	TO	Blk	Stl	Pts	Avg
2017-18	20	0	136	6.8	10	25	.400	0	4	.000	2	10	.200	6	22	28	1.4	21	0	7	11	3	3	22	1.1
2018-19	21	0	282	13.4	21	65	.323	5	18	.278	17	37	.459	29	36	65	3.1	61	4	27	26	9	13	64	3.0
TOTAL	41	0	418	10.2	31	90	.344	5	22	.227	19	47	.404	35	58	93	2.3	82	4	34	37	12	16	86	2.1



• PERSONAL BESTS •

POINTS Season: 13 at Ole Miss (01/19/19) Season: 13 at Ole Miss (01/19/19)	SEC ONLY 13 at Ole Miss (01/19/19) 13 at Ole Miss (01/19/19)
FG MADE Season: 5 at Ole Miss (01/19/19) Season: 5 at Ole Miss (01/19/19)	SEC ONLY 5 at Ole Miss (01/19/19) 5 at Ole Miss (01/19/19)
FG ATTEMPTED Season: 9 at Ole Miss (01/19/19) Season: 9 at Ole Miss (01/19/19)	SEC ONLY 9 at Ole Miss (01/19/19) 9 at Ole Miss (01/19/19)
3-POINT FG MADE Season: 1 (5x), last at LSU (02/02/19) Career: 1 (5x), last at LSU (02/02/19)	SEC ONLY 1 (2x), last at LSU (02/02/19) 1 (2x), last at LSU (02/02/19)
3-PT FG ATTEMPTS Season: 2 (3x), last vs. Georgia (01/29/19) Career: 2 (3x), last vs. Georgia (01/29/19)	SEC ONLY 2 (2x), last vs. Georgia (01/29/19) 2 (2x), last vs. Georgia (01/29/19)
FT MADE Season: 5 at Tennessee (01/15/19) Season: 5 at Tennessee (01/15/19)	SEC ONLY 5 at Tennessee (01/15/19) 5 at Tennessee (01/15/19)
FT ATTEMPTED Season: 7 at Tennessee (01/15/19) Season: 7 at Tennessee (01/15/19)	SEC ONLY 7 at Tennessee (01/15/19) 7 at Tennessee (01/15/19)
REBOUNDS Season: 8 vs. Florida (01/09/19) Career: 8 vs. Florida (01/09/19)	SEC ONLY 8 vs. Florida (01/09/19) 8 vs. Florida (01/09/19)
ASSISTS Season: 6 at LSU (02/02/19) Career: 6 at LSU (02/02/19)	SEC ONLY 6 at LSU (02/02/19) 6 at LSU (02/02/19)
STEALS Season: 2 (3x), last vs. Vandy (02/05/19) Career: 2 (3x), last vs. Vandy (02/05/19)	SEC ONLY 2 (2x) vs. Vandy (02/05/19) 2 (2x) vs. Vandy (02/05/19)
BLOCKED SHOTS Season: 2 vs. Georgia (01/29/19) Career: 2 vs. Georgia (01/29/19)	SEC ONLY 2 vs. Georgia (01/29/19) 2 vs. Georgia (01/29/19)
MINUTES Season: 26 at Ole Miss (01/19/19) Season: 26 at Ole Miss (01/19/19)	SEC ONLY 26 at Ole Miss (01/19/19) 26 at Ole Miss (01/19/19)



24 ETHAN HENDERSON

F, Fr., 6-8, 210 | Little Rock, Ark. / Parkview Magnet HS

2018-19 (Fr.) HIGHLIGHTS:

- Had two rebounds and a blocked shot in eight minutes versus Montana State.
- Grabbed two rebounds and dished out first career assist in UTA win.
- Scored first points versus FIU, making a basket and a free throw, and had first steal.
- Saw his first action in eight games at #3 Tennessee and responded well .. Scored on an offensive put-back and had two steals in four minutes of action.



#24 ETHAN HENDERSON 2018-19 GAME STATS

Opponent	Date	GS	Min	FG FGA	Pct	3FG 3A	Pct	FT FTA	Pct	O	D	Tot	Avg	PF	FO	A	TO	Blk	Stl	Pts	Avg
vs Texas	11/09/18	DNP																			
UC DAVIS	11/12/18	2		0 0	.000	0 0	.000	0 0	.000	0 0	0 0	0.0		1 0	0 1	0 0	0 0			0 0.0	
INDIANA	11/18/18	DNP																			
MONTANA STATE	11/21/18	8		0 0	.000	0 0	.000	0 1	.000	1 1	2 1.0			1 0	0 2	1 0				0 0.0	
UT ARLINGTON	11/23/18	2		0 0	.000	0 0	.000	0 0	.000	0 2	2 1.3			1 0	1 0	0 0				0 0.0	
FIU	12/01/18	4		1 1	1.000	0 0	.000	1 2	.500	0 1	1 1.3			0 0	0 0	0 1				3 0.8	
at Colorado State	12/05/18	2		0 0	.000	0 0	.000	0 0	.000	0 0	0 1.0			0 0	0 0	0 0				0 0.6	
WESTERN KENTUCKY	12/08/18	DNP																			
vs UTSA	12/15/18	DNP																			
GEORGIA TECH	12/19/18	DNP																			
TEXAS STATE	12/22/18	DNP																			
AUSTIN PEAY	12/28/18	DNP																			
at Texas A&M	01/05/19	DNP																			
FLORIDA	01/09/19	DNP																			
LSU	01/12/19	DNP																			
at Tennessee	01/15/19	4		1 1	1.000	0 0	.000	0 0	.000	1 0	1 1.0			0 0	0 0	0 0			2	2 0.8	
at Ole Miss	01/19/19	DNP																			
MISSOURI	01/23/19	DNP																			
at Texas Tech	01/26/19	DNP																			
GEORGIA	01/29/19	1		0 1	.000	0 0	.000	0 0	.000	0 0	0 0.9			1 0	0 0	0 0				0 0.7	
at LSU	02/02/19	DNP																			
Totals		0	23	2 3	.667	0 0	.000	1 3	.333	2 4	6 0.9			4 0	1 3	1 3				5 0.7	

Assists/game: 0.1
Turnovers/game: 0.4
Assist/turnover ratio: 0.3
Steals/game: 0.4
Blocks/game: 0.1

• PERSONAL BESTS •

POINTS Season: 3 vs FIU (12.01/18) Career: --	SEC ONLY 2 at Tennessee (01/15/19) --
FG MADE Season: 1 (2x), last at Tenn. (01/15/19) Career: --	SEC ONLY 1 at Tennessee (01/15/19) --
FG ATTEMPTED Season: 1 (3x), last Vs. Georgia (01/29/19) Career: --	SEC ONLY 1 (2x), last vs. Georgia (01/29/19) --
3-POINT FG MADE Season: -- Career: --	SEC ONLY -- --
3-PT FG ATTEMPTS Season: -- Career: --	SEC ONLY -- --
FT MADE Season: 1 vs FIU (12.01/18) Career: --	SEC ONLY -- --
FT ATTEMPTED Season: 2 vs FIU (12.01/18) Career: --	SEC ONLY -- --
REBOUNDS Season: 2 (2x), last vs. UTA (11/23/18) Career: --	SEC ONLY 1 at Tennessee (01/15/19) --
ASSISTS Season: 1 vs UTA (11/23/18) Career: --	SEC ONLY -- --
STEALS Season: 2 at Tennessee (01/15/19) Career: --	SEC ONLY 2 at Tennessee (01/15/19) --
BLOCKED SHOTS Season: 1 vs. Montana State (11/21/18) Career: --	SEC ONLY -- --
MINUTES Season: 8 vs. Montana State (11/21/18) Career: --	SEC ONLY 4 at Tennessee (01/15/19) --

ETHAN HENDERSON CAREER STATISTICS

Year	GP	GS	Min	Avg	FG FGA	Pct	3FG 3FGA	Pct	FT FTA	Pct	Off	Def	Tot	Avg	PF	FO	Ast	TO	Blk	Stl	Pts	Avg
2018-19	7	0	23	3.3	2 3	.667	0 0	.000	1 3	.333	2	4	6	0.9	4	0	1	3	1	3	5	0.7



35 REGGIE CHANEY

F, Fr., 6-8, 222 | Tulsa, Okla. / Findlay Prep (Nev.)

- 12th in the SEC with 32 total blocked shots ... 2nd on team with 71 deflections.
- Blocked a shot in 15 straight games (Games 2-16) ... Snapped 3-game 0-for spell with career-high five in win over Georgia ... Added one at LSU.
- Earned starts versus Texas State and at Ole Miss.
- King of the bounce-back game ... Scored 2 points in 10 minutes vs FIU and bounced back to scored 11 with 8 rebs in 19 minutes at Colorado State ... Only had 7 points in 12 minutes vs Texas State but bounced back to score 12 in 25 minutes vs Austin Peay ... Had zero points in 5 minutes vs. Florida and bounced back to score 12 in 27 minutes vs LSU ... In start at Ole Miss, played 12 minutes with 4 points and 1 rebounds and bounced back to have 6 pts, 6 rebs and 4

assists vs. Mizzou in 23 minutes.

- May be in line for bounce-game game at South Carolina as he was just 1-of-2 FG with just two rebounds and 3 turnovers.

2018-19 (Fr.) HIGHLIGHTS:

- Led the team with a season-best eight rebounds versus UT Arlington ... Matched that total at Colorado State.
- Battled foul trouble versus Texas in debut, but still pulled down five rebounds and had a steal in just 11 minutes.
- Was productive in his 13 minutes versus Indiana, getting four points, three rebounds and three blocked shots
- With Daniel Gafford on the bench at Colorado State in foul trouble in the first half, Chaney stepped up and played a key role in the Razorbacks maintaining the lead ... Had nine points and five rebounds in the half and finished with a season-best 1 points while tying his season-best with eight rebounds.
- Had his best overall game versus UTSA ... Set or tied career highs in minutes (28), points (11 - tied), assists (4), steals (4) and blocked shots (3 - tied) ... Added five rebounds ... "Started" the second half and he responded by going 5-of-5 from the field with two steals, three blocked shots and two assists.
- Backed that up versus Georgia Tech by playing 27 minutes and earning his third "second-half start" of the season.
- Earned first career start versus Texas State ... Had some struggles as he only played 12 minutes and committed five turnovers ... However, he scored seven points (3-of-4 FG and 1-1 FT) and pulled down six rebounds while adding two blocked shots.
- Returned to the bench - and his high-level of play - by playing 25 minutes versus Austin Peay ... Scored a career-high 12 points, making a career-best 6-of-9 shots from the field.
- Struggled in his first two SEC games, but bounced back to play perhaps his best game vs. LSU ... Tied career-highs with 12 points and four steals, adding five rebounds and two blocked shots.
- Followed that by scoring 11 at #3 Tennessee (5-of-7 FG) with six rebounds (five offensive) in 20 minutes.
- Spurred a run in the first half (two layups and a steal) to get the team going in win over Missouri ... Finished with six points, six rebounds, two steals and tied career high with four assists.
- **Blocked a career-high five shots** in the win over Georgia as team had 14 (most ever by the hogs in SEC game) ... Tied for the team lead in rebounds (6) and had two assists.



#35 REGGIE CHANEY 2018-19 GAME STATS

Opponent	Date	GS	Min	FG FGA	Pct	3FGFGA	Pct	FT FTA	Pct	O	D	Tot	Avg	PF	FO	A	TO	Blk	Stl	Pts	Avg			
vs Texas	11/09/18	11	0	1	.000	0	0	.000	0	0	.000	2	3	5	5.0	4	0	3	0	1	0	0.0		
UC DAVIS	11/12/18	11	1	4	.250	0	0	.000	1	4	.250	1	0	1	3.0	3	0	1	1	0	3	1.5		
INDIANA	11/18/18	13	2	4	.500	0	0	.000	0	1.000	1	2	3	3.0	0	0	0	1	3	0	4	2.3		
MONTANA STATE	11/21/18	18	4	6	.667	0	0	.000	0	0.000	2	3	5	3.5	4	0	1	2	1	0	8	3.8		
UT ARLINGTON	11/23/18	18	4	7	.571	0	0	.000	0	2.000	2	6	8	4.4	3	0	0	3	1	0	8	4.6		
FIU	12/01/18	10	1	2	.500	0	0	.000	0	0.000	0	0	0	3.7	2	0	0	0	2	1	2	4.2		
at Colorado State	12/05/18	19	5	8	.625	0	0	.000	1	3.333	3	5	8	4.3	3	0	0	1	3	0	11	5.1		
WESTERN KENTUCKY	12/08/18	14	2	4	.500	0	0	.000	0	0.000	0	4	4	4.3	0	0	0	1	1	0	4	5.0		
vs UTSA	12/15/18	28	5	7	.714	0	0	.000	1	2.500	1	4	5	4.3	2	0	4	0	3	4	11	5.7		
GEORGIA TECH	12/19/18	27	3	6	.500	0	0	.000	0	0.000	1	3	4	4.3	2	0	1	1	3	1	6	5.7		
TEXAS STATE	12/22/18	* 12	3	4	.750	0	0	.000	1	11.000	1	5	6	4.5	4	0	0	5	2	0	7	5.8		
AUSTIN PEAY	12/28/18	25	6	9	.667	0	0	.000	0	0.000	1	3	4	4.4	2	0	1	2	1	0	12	6.3		
at Texas A&M	01/05/19	11	1	4	.250	0	0	.000	0	0.000	0	3	3	4.3	3	0	0	0	1	0	2	6.0		
FLORIDA	01/09/19	5	0	2	.000	0	0	.000	0	0.000	0	1	1	4.1	1	0	0	1	1	0	0	5.6		
LSU	01/12/19	27	6	8	.750	0	0	.000	0	1.000	1	4	5	4.1	5	1	1	2	2	4	12	6.0		
at Tennessee	01/15/19	20	5	7	.714	0	0	.000	1	2.500	5	1	6	4.3	4	0	1	1	1	0	11	6.3		
at Ole Miss	01/19/19	* 12	2	3	.667	0	0	.000	0	0.000	1	0	1	4.1	2	0	0	0	0	0	4	6.2		
MISSOURI	01/23/19	23	3	7	.429	0	0	.000	0	0.000	2	4	6	4.2	4	0	4	1	0	2	6	6.2		
at Texas Tech	01/26/19	12	1	2	.500	0	0	.000	2	21.000	2	1	3	4.1	3	0	0	2	0	0	4	6.1		
GEORGIA	01/29/19	25	3	7	.429	0	0	.000	0	1.000	2	4	6	4.2	3	0	2	1	5	0	6	6.1		
at LSU	02/02/19	10	2	2	1.000	0	0	.000	0	0.000	0	0	0	4.0	4	0	1	1	1	0	4	6.0		
VANDERBILT	02/05/19	18	1	2	.500	0	0	.000	1	2.500	1	1	2	3.9	1	0	0	3	0	0	3	5.8		
Totals		2	369	60	106	.566	0	0	.000	8	21	.381	29	57	86	3.9	59	1	16	32	32	13	128	5.8

Assists/game: 0.7

Turnovers/game: 1.5

Assist/turnover ratio: 0.5

Steals/game: 0.6

Blocks/game: 1.5

REGGIE CHANEY CAREER STATISTICS

Year	GP	GS	Min	Avg	FG	FGA	Pct	3FG	3FGA	Pct	FT	FTA	Pct	Off	Def	Tot	Avg	PF	FO	Ast	TO	Blk	Stl	Pts	Avg
2018-19	22	2	369	16.8	60	106	.566	0	0	.000	8	21	.381	29	57	86	3.9	59	1	16	32	32	13	128	5.8

• PERSONAL BESTS •

POINTS Season: 12 (2x), last vs. LSU (01/12/19) Career: --	SEC ONLY 12 vs. LSU (01/12/19) --
FG MADE Season: 6 (2x), last vs. LSU (01/12/19) Career: --	SEC ONLY 6 vs. LSU (01/12/19) --
FG ATTEMPTED Season: 9 vs. Austin Peay (12/28/18) Career: --	8 vs. LSU (01/12/19) --
3-POINT FG MADE Season: -- Career: --	SEC ONLY -- --
3-PT FG ATTEMPTS Season: -- Career: --	SEC ONLY -- --
FT MADE Season: 1 (4x), last vs. TX ST (12/22/18) Career: --	SEC ONLY 1 at Tennessee (01/15/19) --
FT ATTEMPTED Season: 4 vs. UC Davis (11/12/18) Career: --	SEC ONLY 2 at Tennessee (01/15/19) --
REBOUNDS Season: 8 (2x), last at CSU (12/05/18) Career: --	SEC ONLY 6 (3x), last vs. Georgia (01/29/19) --
ASSISTS Season: 4 (2x), last vs. Mizzou (01/23/19) Career: --	SEC ONLY 4 vs. Missouri (01/23/19) --
STEALS Season: 4 (2x), last vs. LSU (01/12/19) Career: --	SEC ONLY 4 vs. LSU (01/12/19) --
BLOCKED SHOTS Season: 5 vs. Georgia (01/29/19) Career: --	SEC ONLY 5 vs. Georgia (01/29/19) --
MINUTES Season: 28 vs. UTSA (12/15/18) Career: --	SEC ONLY 27 vs. LSU (01/12/19) --

ARKANSAS RAZORBACKS

2018-19 SEASON RESULTS & LEADERS

RECORD:	OVERALL	HOME	AWAY	NEUTRAL
ALL GAMES	14-8	10-4	3-3	1-1
CONFERENCE	5-4	3-2	2-2	0-0
NON-CONFERENCE	9-4	7-2	1-1	1-1

DATE	TIME (CT)	OPPONENT	TV	R E S U L T	ATTEND	RECORD (SEC)	HIGH POINTS	HIGH REBOUNDS
11/09/18	6:00 pm	# vs Texas	ESPN	(ot) 71-73 L	1400	0-1	(20)Daniel Gafford	(12)Daniel Gafford
11/12/18	7:00 pm	+ UC DAVIS	SEC Network Plus	W 81-58	13444	1-1	(20)Mason Jones	(8)Mason Jones
11/18/18	2:30 pm	+ INDIANA	ESPN	W 73-72	17456	2-1	(27)Daniel Gafford	(12)Daniel Gafford
11/21/18	7:00 pm	+ MONTANA STATE	SEC Network Plus	W 90-68	13698	3-1	(18)Mason Jones	(7)Daniel Gafford
11/23/18	7:00 pm	+ UT ARLINGTON	SEC Network Plus	W 78-60	17403	4-1	(21)Daniel Gafford	(8)Reggie Chaney
12/01/18	7:00 pm	FIU	SEC Network Plus	W 121-89	13763	5-1	(34)Isaiah Joe	(12)Daniel Gafford
12/05/18	9:00 pm	at Colorado State	CBS Sports Network	W 98-74	3238	6-1	(16)Mason Jones	(9)Daniel Gafford
12/08/18	2:30 pm	WESTERN KENTUCKY	SEC Network	77-78 L	14488	6-2	(19)Isaiah Joe	(9)Daniel Gafford
12/15/18	7:00 pm	! vs UTSA	--	W 79-67	13728	7-2	(21)Isaiah Joe	(14)Daniel Gafford
12/19/18	8:00 pm	GEORGIA TECH	SEC Network	65-69 L	14368	7-3	(17)Mason Jones	(8)Daniel Gafford
12/22/18	1:00 pm	TEXAS STATE	SEC Network	W 73-70	13463	8-3	(21)Mason Jones	(10)Daniel Gafford
12/28/18	7:00 pm	AUSTIN PEAY	SEC Network Plus	W 76-65	14267	9-3	(16)Daniel Gafford	(10)Daniel Gafford
01/05/19	5:00 pm	* at Texas A&M	SEC Network	W 73-71	10049	10-3	1-0 (15)Jalen Harris	(11)Daniel Gafford
01/09/19	7:00 pm	* FLORIDA	SEC Network	51-57 L	17160	10-4	1-1 (30)Mason Jones	(12)Daniel Gafford
01/12/19	5:00 pm	* LSU	SEC Network	(ot) 88-94 L	17361	10-5	1-2 (32)Daniel Gafford	(7)Daniel Gafford
01/15/19	6:00 pm	* at #3 Tennessee	ESPN2	87-106 L	19282	10-6	1-3 (23)Isaiah Joe	(7)Daniel Gafford (7)Mason Jones
01/19/19	Noon	* at #18 Ole Miss	SEC Network	67-84 L	9500	10-7	1-4 (16)K. Embery-Simpson	(10)Daniel Gafford
01/23/19	8:00 pm	* MISSOURI	SEC Network	W 72-60	13881	11-7	2-4 (23)Isaiah Joe	(10)Daniel Gafford
01/26/19	5:00 pm	% at #13 Texas Tech	ESPN2	64-67 L	14290	11-8	(16)Daniel Gafford	(5)Daniel Gafford
01/29/19	6:00 pm	* GEORGIA	ESPNU	W 70-60	13970	12-8	3-4 (23)Mason Jones	(6)Mason Jones (6)Reggie Chaney
02/02/19	5:00 pm	* at #19 LSU	SEC Network	W 90-89	13311	13-8	4-4 (23)Daniel Gafford	(8)Daniel Gafford
02/05/19	8:00 pm	* VANDERBILT	SEC Network	W 69-66	13587	14-9	5-4 (28)Daniel Gafford	(9)Daniel Gafford
02/09/19	2:30 pm	* at South Carolina	SEC Network					
02/12/19	8:00 pm	* at Missouri	ESPN/ESPN2/ESPNU					
02/16/19	7:30 pm	* MISSISSIPPI STATE	SEC Network					
02/20/19	7:30 pm	* at Auburn	SEC Network					
02/23/19	7:30 pm	* TEXAS A&M	SEC Network					
02/26/19	8:00 pm	* at Kentucky	ESPN/ESPN2/SEC					
03/02/19	Noon	* OLE MISS	SEC Network					
03/06/19	7:30 pm	* at Vanderbilt	SEC Network					
03/09/19	5:00 pm	* ALABAMA	SEC Network					
03/13-17/19		^ SEC Tournament	TBD					

Home Games in CAPS | * - Conference game | # - ESPN Armed Forces Classic (Fort Bliss – El Paso, Texas) | + = Hardwood Classic
! - at Verizon Arena (North Little Rock, Ark.) | % - Big 12/SEC Challenge | ^ - SEC Tournament (Nashville, Tenn. - Bridgestone Arena)

ATTENDANCE SUMMARY	GAMES	TOTALS	AVG/GAME
HOME	14	208309	14879
AWAY	6	69670	11612
NEUTRAL	2	15128	7564
TOTAL	22	293107	13323

ARKANSAS RAZORBACKS

2018-19 SEASON STATISTICS • ALL GAMES

RECORD:	OVERALL	HOME	AWAY	NEUTRAL
ALL GAMES	14-8	10-4	3-3	1-1
CONFERENCE	5-4	3-2	2-2	0-0
NON-CONFERENCE	9-4	7-2	1-1	1-1

##	Player	GP	GS	• TOTAL •					• 3-PTS •					• REBOUNDS •					PF		FO		A				TO	Blk	Stl	Pts	Avg
				Min	Avg	FG	FGA	Pct	3FG	FGA	Pct	FT	FTA	Pct	Off	Def	Tot	Avg													
10	Daniel Gafford	22	22	634	28.8	144	216	.667	0	0	.000	84	141	.596	61	135	196	8.9	61	3	19	57	44	22	372	16.9					
01	Isaiah Joe	22	22	651	29.6	99	230	.430	79	178	.444	36	49	.735	14	41	55	2.5	40	0	39	26	1	32	313	14.2					
13	Mason Jones	22	22	669	30.4	88	216	.407	47	138	.341	79	99	.798	13	85	98	4.5	54	2	67	42	4	22	302	13.7					
05	Jalen Harris	22	22	674	30.6	63	171	.368	8	53	.151	54	77	.701	10	50	60	2.7	49	1	127	35	4	25	188	8.5					
02	Adrio Bailey	22	20	427	19.4	54	120	.450	2	6	.333	27	46	.587	17	53	70	3.2	59	2	18	20	15	17	137	6.2					
35	Reggie Chaney	22	2	369	16.8	60	106	.566	0	0	.000	8	21	.381	29	57	86	3.9	59	1	16	32	32	13	128	5.8					
11	K. Embery-Simpson	22	0	337	15.3	36	105	.343	19	66	.288	17	24	.708	5	24	29	1.3	27	0	17	14	2	17	108	4.9					
00	Desi Sills	22	0	328	14.9	28	67	.418	11	34	.324	19	29	.655	7	19	26	1.2	42	0	37	34	0	11	86	3.9					
22	Gabe Osabuohien	22	0	292	13.3	21	65	.323	5	18	.278	17	37	.459	29	37	66	3.0	65	4	28	27	9	15	64	2.9					
25	Jordan Phillips	7	0	38	5.4	3	20	.150	0	6	.000	4	4	1.000	1	4	5	0.7	6	0	1	2	0	1	10	1.4					
24	Ethan Henderson	7	0	23	3.3	2	3	.667	0	0	.000	1	3	.333	2	4	6	0.9	4	0	1	3	1	3	5	0.7					
15	Jonathan Holmes	3	0	7	2.3	0	5	.000	0	3	.000	0	0	.000	0	0	0	0.0	1	0	0	0	0	0	0	0.0					
12	Ty Stevens	1	0	1	1.0	0	0	.000	0	0	.000	0	0	.000	0	0	0	0.0	0	0	0	0	0	0	0	0.0					
TM	TEAM.....														40	41	81	3.7	1		8				0						
	ARKANSAS.....	22				598	1324	.452	171	502	.341	346	530	.653	228	550	778	35.4	468	13	370	300	112	178	1713	77.9					
	Opponents.....	22				526	1287	.409	177	548	.323	368	526	.700	280	573	853	38.8	500	-	281	367	64	127	1597	72.6					

SCORE BY PERIODS:	1st	2nd	OT	Total
Arkansas	808	890	15	1713
Opponents	769	805	23	1597

DEADBALL REBOUNDS:	OFF	DEF	TOTAL
Arkansas	89	21	110
Opponents	68	20	88

ARKANSAS RAZORBACKS

2018-19 STATISTICS • SEC GAMES ONLY

RECORD:	OVERALL	HOME	AWAY	NEUTRAL
ALL GAMES	5-4	3-2	2-2	0-0

##	Player	GP	GS	• TOTAL •					• 3-PTS •					• REBOUNDS •									Pts	Avg		
				Min	Avg	FG	FGA	Pct	3FG	FGA	Pct	FT	FTA	Pct	Off	Def	Tot	Avg	PF	FO	A	TO			Blk	St
10	Daniel Gafford	9	9	262	29.1	57	88	.648	0	0	.000	32	53	.604	26	53	79	8.8	29	2	9	21	13	8	146	16.2
13	Mason Jones	9	9	282	31.3	39	99	.394	18	64	.281	34	42	.810	4	30	34	3.8	19	0	27	20	3	8	130	14.4
01	Isaiah Joe	9	9	281	31.2	39	90	.433	33	72	.458	7	12	.583	7	20	27	3.0	16	0	16	9	1	10	118	13.1
05	Jalen Harris	9	9	280	31.1	24	64	.375	4	23	.174	17	31	.548	4	21	25	2.8	21	1	45	18	2	7	69	7.7
35	Reggie Chaney	9	1	151	16.8	23	42	.548	0	0	.000	2	6	.333	12	18	30	3.3	27	1	9	10	11	6	48	5.3
11	K. Embery-Simpson	9	0	143	15.9	16	47	.340	9	30	.300	6	7	.857	2	11	13	1.4	9	0	8	5	0	6	47	5.2
02	Adrio Bailey	9	8	161	17.9	19	53	.358	1	11	.000	7	11	.636	7	16	23	2.6	24	1	6	8	2	5	46	5.1
00	Desi Sills	9	0	127	14.1	10	29	.345	4	14	.286	7	10	.700	3	4	7	0.8	16	0	13	14	0	2	31	3.4
22	Gabe Osabuohien	9	0	131	14.6	10	24	.417	2	8	.250	8	16	.500	8	20	28	3.1	34	3	14	12	4	9	30	3.3
24	Ethan Henderson	2	0	5	2.5	1	2	.500	0	0	.000	0	0	.000	1	0	1	0.5	1	0	0	0	0	2	2	1.0
25	Jordan Phillips	1	0	2	2.0	0	1	.000	0	1	.000	0	0	.000	0	0	0	0.0	0	0	0	0	0	0	0	0.0
TM	TEAM.....														16	11	27	3.0	1		6				0	
	RAZORBACKS.....	9				238	539	.442	71	213	.333	120	188	.638	90	204	294	32.7	197	8	147	123	36	63	667	74.1
	Opponents.....	9				223	519	.430	70	209	.335	171	227	.753	115	238	353	39.2	198	-	120	144	28	52	687	76.3

SCORE BY PERIODS:	1st	2nd	OT	Total
Arkansas	307	353	7	667
Opponents	354	320	13	687

DEADBALL REBOUNDS:	OFF	DEF	TOTAL
Arkansas	33	6	39
Opponents	27	8	35

2018-19 RAZORBACK GAME-BY-GAME STATISTICS

Opponent	Date	Score	W/L	• TOTAL •			• 3-PTRS •						• REBOUNDS •				PF					Pts	Avg
				FG	FGA	Pct	3FG	FGA	Pct	FT	FTA	Pct	Off	Def	Tot	Avg		A	TO	Blk	Stl		
vs Texas	11/09/18	71-73	Lot	25	61	.410	8	22	.364	13	24	.542	10	36	46	46.0	23	8	18	5	6	71	71.0
UC DAVIS	11/12/18	81-58	W	23	49	.469	8	20	.400	27	41	.659	5	26	31	38.5	21	14	15	6	10	81	76.0
INDIANA	11/18/18	73-72	W	28	64	.438	6	23	.261	11	19	.579	9	23	32	36.3	16	20	12	7	8	73	75.0
MONTANA STATE	11/21/18	90-68	W	37	70	.529	11	35	.314	5	10	.500	10	24	34	35.8	25	29	14	4	13	90	78.8
UT ARLINGTON	11/23/18	78-60	W	21	55	.382	2	16	.125	34	46	.739	14	32	46	37.8	25	15	16	4	7	78	78.6
FIU	12/01/18	121-89	W	42	69	.609	13	25	.520	24	39	.615	10	40	50	39.8	28	27	14	11	11	121	85.7
at Colorado State	12/05/18	98-74	W	38	73	.521	14	28	.500	8	14	.571	15	31	46	40.7	22	28	7	9	8	98	87.4
WESTERN KENTUCKY	12/08/18	77-78	L	30	69	.435	8	25	.320	9	16	.563	9	25	34	39.9	13	10	7	4	6	77	86.1
vs UTSA	12/15/18	79-67	W	23	55	.418	6	16	.375	27	34	.794	11	28	39	39.8	20	17	15	8	7	79	85.3
GEORGIA TECH	12/19/18	65-69	L	24	63	.381	10	32	.313	7	9	.778	13	18	31	38.9	17	16	16	6	7	65	83.3
TEXAS STATE	12/22/18	73-70	W	21	47	.447	3	11	.273	28	40	.700	9	25	34	38.5	20	12	15	5	8	73	82.4
AUSTIN PEAY	12/28/18	76-65	W	27	62	.435	7	17	.412	15	24	.625	14	20	34	38.1	21	21	11	5	14	76	81.8
at Texas A&M	01/05/19	73-71	W	26	70	.371	10	33	.303	11	22	.500	17	30	47	38.8	22	16	8	3	3	73	81.2
FLORIDA	01/09/19	51-57	L	15	50	.300	6	26	.231	15	26	.577	10	32	42	39.0	20	10	16	5	5	51	79.0
LSU	01/12/19	88-94	Lot	34	66	.515	3	16	.188	17	28	.607	11	20	31	38.5	24	21	16	5	9	88	79.6
at Tennessee	01/15/19	87-106	L	32	67	.478	10	26	.385	13	22	.591	16	17	33	38.1	28	16	19	1	9	87	80.1
at Ole Miss	01/19/19	67-84	L	22	55	.400	6	23	.261	17	21	.810	10	21	31	37.7	15	14	17	3	6	67	79.3
MISSOURI	01/23/19	72-60	W	26	59	.441	10	25	.400	10	16	.625	8	21	29	37.2	20	18	14	0	13	72	78.9
at Texas Tech	01/26/19	64-67	L	21	48	.438	4	19	.211	18	26	.692	9	18	27	36.7	20	6	17	2	10	64	78.1
GEORGIA	01/29/19	70-60	W	25	61	.410	5	21	.238	15	22	.682	6	26	32	36.5	22	14	4	14	6	70	77.7
at LSU	02/02/19	90-89	W	35	60	.583	13	24	.542	7	11	.636	4	16	20	35.7	29	20	18	3	8	90	78.3
VANDERBILT	02/05/19	69-66	W	23	51	.451	8	19	.421	15	20	.750	8	21	29	35.4	17	18	11	2	4	69	77.9
Arkansas		1713		598	1324	.452	171	502	.341	346	530	.653	228	550	778	35.4	468	370	300	112	178	1713	77.9
Opponents		1597		526	1287	.409	177	548	.323	368	526	.700	280	573	853	38.8	500	281	367	64	127	1597	72.6

Assists/game: 16.8
 Turnovers/game: 13.6
 Assist/turnover ratio: 1.2
 Steals/game: 8.1
 Blocks/game: 5.1

2018-19 OPPONENT GAME-BY-GAME STATISTICS

Opponent	Date	Score	W/L	• TOTAL •			• 3-PTRS •			• REBOUNDS •				PF	A	TO	Blk	Stl	Pts	Avg			
				FG	FGA	Pct	3FG	FGA	Pct	FT	FTA	Pct	Off								Def	Tot	Avg
vs Texas	11/09/18	71-73	Lot	21	67	.313	10	31	.323	21	30	.700	16	32	48	48.0	25	10	14	5	8	73	73.0
UC DAVIS	11/12/18	81-58	W	18	56	.321	7	29	.241	15	18	.833	11	25	36	42.0	32	11	24	0	3	58	65.5
INDIANA	11/18/18	73-72	W	27	58	.466	8	20	.400	10	15	.667	8	32	40	41.3	20	13	18	1	4	72	67.7
MONTANA STATE	11/21/18	90-68	W	21	59	.356	11	34	.324	15	24	.625	18	22	40	41.0	17	12	24	0	5	68	67.8
UT ARLINGTON	11/23/18	78-60	W	18	55	.327	6	27	.222	18	27	.667	9	27	36	40.0	34	7	19	2	8	60	66.2
FIU	12/01/18	121-89	W	31	83	.373	6	37	.162	21	34	.618	20	23	43	40.5	27	16	14	2	8	89	70.0
at Colorado State	12/05/18	98-74	W	21	54	.389	11	23	.478	21	30	.700	8	24	32	39.3	15	16	9	1	4	74	70.6
WESTERN KENTUCKY	12/08/18	77-78	L	29	58	.500	9	22	.409	11	17	.647	8	29	37	39.0	15	18	14	8	4	78	71.5
vs UTSA	12/15/18	79-67	W	21	61	.344	8	29	.276	17	24	.708	14	22	36	38.7	29	8	12	3	7	67	71.0
GEORGIA TECH	12/19/18	65-69	L	25	55	.455	5	17	.294	14	20	.700	15	28	43	39.1	16	14	20	6	8	69	70.8
TEXAS STATE	12/22/18	73-70	W	25	60	.417	12	26	.462	8	21	.381	17	25	42	39.4	29	11	16	0	7	70	70.7
AUSTIN PEAY	12/28/18	76-65	W	24	59	.407	4	25	.160	13	20	.650	15	27	42	39.6	22	11	18	4	4	65	70.2
at Texas A&M	01/05/19	73-71	W	25	61	.410	5	24	.208	16	25	.640	11	31	42	39.8	22	14	8	6	2	71	70.3
FLORIDA	01/09/19	51-57	L	18	58	.310	6	26	.231	15	19	.789	10	29	39	39.7	25	9	12	2	4	57	69.4
LSU	01/12/19	88-94	Lot	33	64	.516	10	25	.400	18	22	.818	12	24	36	39.5	28	15	19	3	7	94	71.0
at Tennessee	01/15/19	87-106	L	30	57	.526	11	18	.611	35	39	.897	12	22	34	39.1	17	19	17	3	9	106	73.2
at Ole Miss	01/19/19	67-84	L	31	64	.484	7	22	.318	15	17	.882	13	27	40	39.2	18	19	13	3	13	84	73.8
MISSOURI	01/23/19	72-60	W	19	42	.452	10	25	.400	12	17	.706	4	26	30	38.7	21	9	24	0	2	60	73.1
at Texas Tech	01/26/19	64-67	L	22	43	.512	10	19	.526	13	19	.684	6	19	25	37.9	21	14	21	4	5	67	72.7
GEORGIA	01/29/19	70-60	W	19	65	.292	7	24	.292	15	29	.517	23	33	56	38.8	26	12	16	4	2	60	72.1
at LSU	02/02/19	90-89	W	26	59	.441	5	24	.208	32	38	.842	19	25	44	39.1	18	11	21	3	8	89	72.9
VANDERBILT	02/05/19	69-66	W	22	49	.449	9	21	.429	13	21	.619	11	21	32	38.8	23	12	14	4	5	66	72.6
Opponents		1597		526	1287	.409	177	548	.323	368	526	.700	280	573	853	38.8	500	281	367	64	127	1597	72.6
Arkansas		1713		598	1324	.452	171	502	.341	346	530	.653	228	550	778	35.4	468	370	300	112	178	1713	77.9

Assists/game: 12.8

Turnovers/game: 16.7

Assist/turnover ratio: 0.8

Steals/game: 5.8

Blocks/game: 2.9

ARKANSAS RAZORBACKS

2018-19 GAME-BY-GAME POINTS-ASSISTS-REBOUNDS

				00	01	02	05	10	11	12	13	15	22	24	35
Opponent	Date	Score	WL	SILLS	JOE	BAILEY	HARRIS	GAFFORD	EMBERY-SIMPSON	STEVENS	JONES	HOLMES	OSABUOHEN	HENDERSON	CHANEY
vs TEX	11/09/18	71-73	LOT	3-1-0	17-2-0	8-5-1	11-5-4	20-12-0	0-2-0	DNP	11-6-3	DNP	1-3-0	DNP	0-5-0
UCD	11/12/18	81-58	W	2-1-0	14-5-2	20-4-2	2-2-4	12-4-2	7-0-1	DNP	21-8-2	DNP	0-5-1	0-0-0	3-1-0
IND	11/18/18	73-72	W	2-1-2	13-2-3	4-1-1	5-2-4	27-12-0	2-2-1	DNP	11-5-7	DNP	5-0-2	DNP	4-3-0
MSU	11/21/18	90-68	W	5-1-5	10-3-5	10-3-2	11-2-11	16-7-0	6-0-1	0-0-0	18-3-3	0-0-0	6-2-1	0-2-0	8-5-1
UTA	11/23/18	78-60	W	3-1-2	10-3-3	14-5-1	14-3-6	21-5-0	2-3-0	DNP	4-5-0	0-0-0	0-2-2	0-2-1	8-8-0
FIU	12/01/18	121-89	W	7-3-6	34-1-3	10-5-1	9-3-10	23-12-0	7-3-3	DNP	19-10-3	0-0-0	3-5-1	3-1-0	2-0-0
at CSU	12/05/18	98-74	W	8-1-2	14-2-1	10-8-3	8-5-12	12-9-3	14-2-2	DNP	16-4-4	DNP	5-5-0	0-0-0	11-8-0
WKU	12/08/18	77-78	L	9-2-0	19-3-1	0-5-0	13-4-7	17-9-1	0-0-0	DNP	15-3-1	DNP	0-1-0	DNP	4-4-0
vs UTSA	12/15/18	79-67	W	9-1-0	21-1-0	2-3-0	11-2-10	13-14-0	2-0-0	DNP	6-4-3	DNP	4-4-0	DNP	11-5-4
GT	12/19/18	65-69	L	6-2-0	13-3-3	0-2-0	7-3-4	14-8-3	0-0-0	DNP	17-6-5	DNP	2-2-0	DNP	6-4-1
TXST	12/22/18	73-70	W	0-0-2	10-3-0	0-3-0	10-0-1	19-10-1	2-2-0	DNP	21-4-4	DNP	4-5-4	DNP	7-6-0
APSU	12/28/18	76-65	W	0-3-5	15-0-1	5-1-0	7-3-7	16-10-0	14-1-0	DNP	2-3-4	DNP	1-2-3	DNP	12-4-1
at TAMU	01/05/19	73-71	W	14-1-1	11-2-1	5-5-0	15-3-9	11-11-1	0-2-0	DNP	9-5-3	DNP	6-7-1	DNP	2-3-0
UF	01/09/19	51-57	L	0-0-0	6-3-3	4-5-0	2-1-3	9-12-1	0-3-0	DNP	30-2-3	DNP	0-8-0	DNP	0-1-0
LSU	01/12/19	88-94	LOT	0-1-5	5-5-2	8-3-3	7-1-6	32-7-0	2-0-2	DNP	22-6-1	DNP	0-0-1	DNP	12-5-1
at UT	01/15/19	87-106	L	2-0-1	23-4-0	7-2-0	6-3-5	10-7-0	3-0-3	DNP	18-7-6	DNP	5-1-0	2-1-0	11-6-1
at OM	01/19/19	67-84	L	2-0-0	11-5-1	4-2-2	3-6-7	9-10-1	16-1-0	DNP	5-2-2	DNP	13-3-1	DNP	4-1-0
MIZ	01/23/19	72-60	W	8-3-1	23-1-2	1-0-0	10-2-6	13-10-1	5-1-2	DNP	6-4-1	DNP	0-2-1	DNP	6-6-4
at TTU	01/26/19	64-67	L	1-2-0	5-0-1	8-2-1	11-1-2	16-5-0	5-1-1	DNP	11-3-1	DNP	3-2-0	DNP	4-3-0
UGA	01/29/19	70-60	W	3-1-1	3-0-0	8-2-0	13-3-1	11-5-2	0-3-1	DNP	23-6-4	DNP	3-3-3	0-0-0	6-6-2
at LSU	02/02/19	90-89	W	0-1-1	18-3-2	5-1-0	11-1-5	23-8-0	16-2-0	DNP	10-1-5	DNP	3-3-6	DNP	4-0-1
VU	02/05/19	69-66	W	2-0-3	18-4-5	4-3-1	2-5-3	28-9-3	5-1-0	DNP	7-1-2	DNP	0-1-1	DNP	3-2-0

ARKANSAS RAZORBACKS

2018-19 STARTING LINEUPS

Date	Opponent	GUARD	GUARD	GUARD	FORWARD	FORWARD	1st SUB	Outcome
Nov. 09	vs. Texas	Joe	Harris	Jones	Bailey	Gafford	Gabe	L, 71-73 ot
Nov. 12	UC Davis	Joe	Harris	Jones	Bailey	Gafford	Gabe/Desi	W, 81-58
Nov. 18	Indiana	Joe	Harris	Jones	Bailey	Gafford	Gabe	W, 73-72
Nov. 21	Montana State	Joe	Harris	Jones	Bailey	Gafford	Gabe	W, 90-68
Nov. 23	UT Arlington	Joe	Harris	Jones	Bailey	Gafford	Desi	W, 78-60
Dec. 01	FIU	Joe	Harris	Jones	Bailey	Gafford	Gabe/Desi	W, 121-89
Dec. 05	at Colorado State	Joe	Harris	Jones	Bailey	Gafford	Gabe	W, 98-74
Dec. 08	Western Kentucky	Joe	Harris	Jones	Bailey	Gafford	Gabe/Desi	L, 77-78
Dec. 15	vs. UTSA	Joe	Harris	Jones	Bailey	Gafford	Gabe/Desi	W, 79-67
Dec. 19	Georgia Tech	Joe	Harris	Jones	Bailey	Gafford	Reggie/Desi	L, 65-69
Dec. 22	Texas State	Joe	Harris	Jones	Chaney	Gafford	Gabe/Desi	W, 73-70
Dec. 28	vs. Austin Peay	Joe	Harris	Jones	Bailey	Gafford	Gabe/Desi	W, 76-65
Jan. 05	at Texas A&M	Joe	Harris	Jones	Bailey	Gafford	Gabe/Desi	W, 73-71
Jan. 09	Florida	Joe	Harris	Jones	Bailey	Gafford	Gabe	L, 51-57
Jan. 12	LSU	Joe	Harris	Jones	Bailey	Gafford	Gabe/Reggie	L, 88-94 ot
Jan. 15	at Tennessee	Joe	Harris	Jones	Bailey	Gafford	Desi/Reggie	L, 87-106
Jan. 19	at Ole Miss	Joe	Harris	Jones	Chaney	Gafford	Desi	L, 67-84
Jan. 23	Missouri	Joe	Harris	Jones	Bailey	Gafford	Gabe/Desi	W, 72-60
Jan. 26	at Texas Tech	Joe	Harris	Jones	Bailey	Gafford	Keyshawn	L, 64-67
Jan. 29	Georgia	Joe	Harris	Jones	Bailey	Gafford	Key/Reggie	W, 70-60
Feb. 2	at LSU	Joe	Harris	Jones	Bailey	Gafford	Gabe	W, 90-89
Feb. 5	Vanderbilt	Joe	Harris	Jones	Bailey	Gafford	Gabe	W, 69-66

RECORD BY LINEUP:

Joe	Harris	Jones	Bailey	Gafford	13-7
Joe	Harris	Jones	Chaney	Gafford	1-1

ARKANSAS RAZORBACKS

2018-19 SPECIALTY STATS (ARKANSAS/OPPONENT)

Opponent	Pts in Paint	Pts Off TO	2nd Chance	Fast Break	Bench	Ties	Lead Chng	Ark Largest Lead	Opp Largest Lead	Ark Led	Opp Led	Gm Tied
vs. Texas	20 / 20	14 / 13	6 / 10	2 / 2	4 / 25	6	10	8 15:02 1st	12 09:59 1st	14:56	26:52	3:12
UC Davis	26 / 18	26 / 8	5 / 11	4 / 3	12 / 17	0	0	24 00:10 2nd	--	39:02	--	0:58
Indiana	38 / 30	14 / 13	3 / 13	6 / 4	13 / 14	8	9	10 17:10 2nd	5 13:20 1st	26:13	8:31	5:16
Montana St.	46 / 16	29 / 9	7 / 20	20 / 3	25 / 9	0	0	29 04:56 2nd	--	39:55	--	0:05
UT Arlington	32 / 22	25 / 8	14 / 7	6 / 2	15 / 21	0	1	18 04:20 2nd	1 19:26 1st	38:47	0:49	0:24
FIU	52 / 50	15 / 21	12 / 21	18 / 18	26 / 29	0	0	35 00:18 2nd	--	39:52	--	0:08
at Colorado St.	40 / 20	16 / 10	22 / 5	17 / 14	38 / 7	0	0	26 01:22 2nd	--	38:57	--	0:34
Western Ky.	42 / 34	6 / 17	4 / 11	8 / 12	9 / 13	4	5	9 16:47 1st	8 12:43 2nd	23:30	15:31	0:59
vs. UTSA	30 / 24	17 / 16	11 / 9	15 / 5	26 / 12	4	6	12 00:12 2nd	5 15:45 1st	23:33	14:11	2:16
Georgia Tech	30 / 26	23 / 13	3 / 15	11 / 11	10 / 14	5	11	5 13:29 2nd	11 14:37 1st	11:45	23:28	4:37
Texas State	28 / 18	19 / 19	2 / 21	8 / 2	6 / 19	2	1	10 03:38 2nd	13 11:32 1st	26:59	11:59	1:01
Austin Peay	38 / 24	21 / 5	14 / 7	13 / 6	31 / 29	10	16	11 04:15 2nd	4 11:26 1st	18:26	13:46	7:20
at Texas A&M	26 / 38	10 / 6	18 / 16	5 / 8	22 / 13	11	16	8 14:09 1st	3 03:31 1st	23:19	7:00	9:41
Florida	18 / 18	12 / 7	2 / 5	2 / 2	0 / 10	1	1	4 18:06 1st	16 02:35 2nd	4:04	32:48	3:08
LSU	54 / 44	17 / 23	16 / 15	11 / 10	14 / 14	6	2	2 04:41 OT	13 17:17 2nd	0:30	40:11	4:19
at Tennessee	42 / 32	20 / 35	19 / 15	6 / 11	23 / 50	0	0	--	30 07:51 2nd	--	39:43	0:17
at Ole Miss	28 / 44	18 / 22	15 / 17	0 / 9	34 / 21	0	0	--	19 02:00 2nd	--	39:20	0:40
Missouri	30 / 16	27 / 13	10 / 9	8 / 4	19 / 15	0	5	12 01:26 2nd	13 11:12 1st	19:21	20:13	0:26
at Texas Tech	28 / 16	25 / 26	11 / 2	4 / 2	15 / 15	5	6	3 00:00 1st	12 08:28 2nd	1:37	35:54	2:39
Georgia	34 / 24	16 / 7	5 / 17	8 / 5	12 / 16	7	7	10 00:15 2nd	9 15:31 1st	18:09	18:12	3:39
at LSU	32 / 42	24 / 21	6 / 21	2 / 4	23 / 25	6	8	18 13:45 2nd	4 17:02 1st	32:58	05:13	1:49
Vanderbilt	26 / 24	14 / 11	6 / 10	13 / 11	10 / 23	4	12	10 10:17 2nd	10 03:57 1st	20:12	17:24	2:24

ARKANSAS RAZORBACKS

2018-19 GAME HIGHS IN...

Opponent	DATE	SCORE	RESULT	POINTS	REBOUNDS	ASSISTS	STEALS	BLOCKED SHOTS
vs Texas	11/09/18	71-73	LOT	20-Daniel Gafford	12-Daniel Gafford	4-Jalen Harris	3-Jalen Harris	2-Daniel Gafford
UC DAVIS	11/12/18	81-58	W	21-Mason Jones	8-Mason Jones	4-Jalen Harris	3-Isaiah Joe	4-Daniel Gafford
INDIANA	11/18/18	73-72	W	27-Daniel Gafford	12-Daniel Gafford	7-Mason Jones	2-Daniel Gafford	3-Reggie Chaney Daniel Gafford
MONTANA STATE	11/21/18	90-68	W	18-Mason Jones	7-Daniel Gafford	11-Jalen Harris	5-Isaiah Joe	1-Ethan Henderson Reggie Chaney Adrio Bailey Daniel Gafford
UT ARLINGTON	11/23/18	78-60	W	21-Daniel Gafford	8-Reggie Chaney	6-Jalen Harris	3-Adrio Bailey	2-Adrio Bailey
FIU	12/01/18	121-89	W	34-Isaiah Joe	12-Daniel Gafford	10-Jalen Harris	3-K. Embery-Simpson	4-Adrio Bailey Daniel Gafford
at Colorado State	12/05/18	98-74	W	16-Mason Jones	9-Daniel Gafford	12-Jalen Harris	4-Jalen Harris	3-Daniel Gafford Reggie Chaney
WESTERN KENTUCKY	12/08/18	77-78	L	19-Isaiah Joe	9-Daniel Gafford	7-Jalen Harris	2-Jalen Harris	2-Daniel Gafford
vs UTSA	12/15/18	79-67	W	21-Isaiah Joe	14-Daniel Gafford	10-Jalen Harris	4-Reggie Chaney	3-Reggie Chaney
GEORGIA TECH	12/19/18	65-69	L	17-Mason Jones	8-Daniel Gafford	5-Mason Jones	2-Mason Jones	3-Reggie Chaney Daniel Gafford
TEXAS STATE	12/22/18	73-70	W	21-Mason Jones	10-Daniel Gafford	4-Mason Jones Gabe Osabuohien	3-Isaiah Joe Mason Jones	2-Reggie Chaney Daniel Gafford
AUSTIN PEAY	12/28/18	76-65	W	16-Daniel Gafford	10-Daniel Gafford	7-Jalen Harris	5-Isaiah Joe	4-Daniel Gafford
at Texas A&M	01/05/19	73-71	W	15-Jalen Harris	11-Daniel Gafford	9-Jalen Harris	1-Gabe Osabuohien K. Embery-Simpson Isaiah Joe	1-Reggie Chaney Daniel Gafford Gabe Osabuohien
FLORIDA	01/09/19	51-57	L	30-Mason Jones	12-Daniel Gafford	3-Mason Jones Isaiah Joe Jalen Harris	2-Adrio Bailey	1-Isaiah Joe Adrio Bailey Reggie Chaney Mason Jones Gabe Osabuohien
LSU	01/12/19	88-94	LOT	32-Daniel Gafford	7-Daniel Gafford	6-Jalen Harris	4-Reggie Chaney	2-Daniel Gafford Reggie Chaney
at Tennessee	01/15/19	87-106	L	23-Isaiah Joe	7-Mason Jones Daniel Gafford	6-Mason Jones	2-Isaiah Joe Daniel Gafford Ethan Henderson	1-Reggie Chaney
at Ole Miss	01/19/19	67-84	L	16-K. Embery-Simpson	10-Daniel Gafford	7-Jalen Harris	2-Mason Jones	2-Daniel Gafford
MISSOURI	01/23/19	72-60	W	23-Isaiah Joe	10-Daniel Gafford	6-Jalen Harris	3-Isaiah Joe Jalen Harris	None
at Texas Tech	01/26/19	64-67	L	16-Daniel Gafford	5-Daniel Gafford	2-Jalen Harris	3-Jalen Harris	1-Daniel Gafford Jalen Harris
GEORGIA	01/29/19	70-60	W	23-Mason Jones	6-Reggie Chaney Mason Jones	4-Mason Jones	2-Gabe Osabuohien	5-Reggie Chaney
at LSU	02/02/19	90-89	W	23-Daniel Gafford	8-Daniel Gafford	6-Gabe Osabuohien	2-Adrio Bailey Daniel Gafford	2-Daniel Gafford
VANDERBILT	02/05/19	69-66	W	28-Daniel Gafford	9-Daniel Gafford	5-Isaiah Joe	2-Gabe Osabuohien	2-Daniel Gafford

LED TEAM IN POINTS

(including ties)

Gafford	8
Jones	7
Joe	5
Harris	1
Embery-Simpson	1

LED TEAM IN REBS

(including ties)

Gafford	19
Jones	3
Chaney	2

LED TEAM IN ASSISTS

(including ties)

Harris	15
Jones	6
Osabuohien	2
Joe	2

LED TEAM IN STEALS

(including ties)

Joe	7
Harris	4
Gafford	3
Jones	3
Bailey	3
Osabuohien	3
Embery-Simpson	2
Henderson	1

LED TEAM IN BLKS

(including ties)

Gafford	16
Chaney	11
Bailey	4
Osabuohien	2
Jones	1
Joe	1
Henderson	1
Harris	1

GAME 1 Arkansas vs. Texas

Nov. 9, 2018 • Armed Forces Classic • Fort Bliss - El Paso, Texas • ESPN

Arkansas 71 • 0-1

#	Player	Total		3-Ptr		Rebounds			PF	TP	A TO Blk Stl				Min
		FG-FGA	FT-FTA	FG-FGA	FT-FTA	Off	Def	Tot			A	TO	Blk	Stl	
02	Adrio Bailey	f 4-5	0-1	0-2	0 5 5	3	8	1 1 1	1	35					
10	Daniel Gafford	f 8-15	0-0	4-9	2 10 12	3	20	0 6 2	1	33					
01	Isaiah Joe	f 6-10	5-8	0-0	0 2 2	4	17	0 1 0	0	34					
05	Jalen Harris	f 3-12	0-5	5-6	3 2 5	2	11	4 2 0	3	39					
13	Mason Jones	f 3-10	2-6	3-4	0 6 6	4	11	3 4 1	0	37					
00	Desi Sills	f 1-2	1-1	0-0	0 1 1	2	3	0 0 0	0	16					
11	K. Embery-Simpson	f 0-2	0-0	0-1	1 1 2	0	0	0 0 0	0	9					
22	Gabe Osabuohien	f 0-4	0-1	1-2	2 1 3	1	1	0 1 1	0	11					
35	Reggie Chaney	f 0-1	0-0	0-0	2 3 5	4	0	0 3 0	1	11					
Team					0 5 5										
Totals		25-61	8-22	13-24	10 36 46	23	71	8 18 5	6	225					
FG % 1st Half:		12-30	40.0%	2nd half:	11-24	45.8%	OT:	2-7	28.6%	Game:	25-61	41.0%	Deadball Rebounds		
3FG % 1st Half:		4-9	44.4%	2nd half:	3-9	33.3%	OT:	1-4	25.0%	Game:	8-22	36.4%	5		
FT % 1st Half:		2-5	40.0%	2nd half:	8-13	61.5%	OT:	3-6	50.0%	Game:	13-24	54.2%			

Texas 73 • 1-0

#	Player	Total		3-Ptr		Rebounds			PF	TP	A TO Blk Stl				Min
		FG-FGA	FT-FTA	FG-FGA	FT-FTA	Off	Def	Tot			A	TO	Blk	Stl	
20	Jericho Sims	f 4-7	0-0	6-10	2 3 5	5	14	0 4 2	0	36					
21	Dylan Osetkowski	f 2-9	1-4	6-10	6 7 13	4	11	1 6 0	3	39					
02	Matt Coleman III	f 0-8	0-3	2-2	0 0 0	5	2	4 1 0	1	29					
12	Kerwin Roach II	f 6-18	4-11	2-2	1 10 11	2	18	2 2 0	1	39					
13	Jase Febres	f 1-6	1-5	0-0	1 0 1	0	3	0 0 0	1	21					
03	Courtney Ramey	f 4-6	2-3	0-0	0 3 3	4	10	2 0 0	0	16					
10	Jaxson Hayes	f 1-2	0-0	0-0	4 4 8	3	2	0 1 2	0	16					
33	Kamaka Hepa	f 1-2	1-1	0-0	0 1 1	0	3	0 0 0	1	5					
55	Elijah Mitrou-Long	f 2-9	1-4	5-6	0 2 2	2	10	1 0 1	1	24					
Team					2 2 4										
Totals		21-67	10-31	21-30	16 32 48	25	73	10 14 5	8	225					
FG % 1st Half:		13-34	38.2%	2nd half:	5-26	19.2%	OT:	3-7	42.9%	Game:	21-67	31.3%	Deadball Rebounds		
3FG % 1st Half:		7-19	36.8%	2nd half:	3-10	30.0%	OT:	0-2	0.0%	Game:	10-31	32.3%	3		
FT % 1st Half:		3-4	75.0%	2nd half:	14-20	70.0%	OT:	4-6	66.7%	Game:	21-30	70.0%			

Officials: Jerry Pollard, Kip Kissingner, Keith Kimble

Technical fouls: Arkansas-None. Texas-None.

Attendance: 1400

2:10 in 1st half - Flagrant 1 foul on #3 (Texas) Ramey

Score by periods	1st	2nd	OT	Total
Arkansas	30	33	8	71
Texas	36	27	10	73

GAME 3 Arkansas vs. Indiana

Nov. 18, 2018 • Hardwood Showcase • Fayetteville, Ark. - Bud Walton Arena • ESPN

Indiana 72 • 3-1

#	Player	Total		3-Ptr	Rebounds			PF	TP	A TO Blk Stl				Min	
		FG-FGA	FG-FGA	FT-FTA	Off	Def	Tot			A	TO	Blk	Stl		
03	SMITH,JUSTIN	f	1-6	0-2	1-4	0	0	0	2	3	0	2	0	0	15
13	MORGAN,JUWAN	f	6-8	2-3	1-2	3	4	7	4	15	2	2	0	0	23
00	LANGFORD,ROMEO	f	6-15	2-5	8-9	2	8	10	3	22	5	4	1	1	38
01	DURHAM,ALJAMI	f	4-9	3-4	0-0	1	2	3	3	11	3	5	0	0	36
10	PHINISEE,ROB	f	3-7	1-3	0-0	0	2	2	4	7	1	0	0	0	21
20	DAVIS,DE'RON	f	5-6	0-0	0-0	1	4	5	2	10	1	3	0	1	23
23	ANDERSON,DAMEZI	f	2-5	0-2	0-0	0	3	3	2	4	1	1	0	1	26
55	FITZNER,EVAN	f	0-2	0-1	0-0	0	5	5	0	0	0	0	0	1	18
Team						1	4	5			1				
Totals			27-58	8-20	10-15	8	32	40	20	72	13	18	1	4	200
FG % 1st Half:		13-28	46.4%	2nd half:	14-30	46.7%	Game:	27-58	46.6%	Deadball Rebound					
3FG % 1st Half:		3-9	33.3%	2nd half:	5-11	45.5%	Game:	8-20	40.0%	3,2					
FT % 1st Half:		6-10	60.0%	2nd half:	4-5	80.0%	Game:	10-15	66.7%						

Arkansas 73 • 2-1

#	Player	Total		3-Ptr	Rebounds					PF	TP	A				TO	Blk	Stl	Min
		FG-FTA	FG-FGA	FT-FTA	Off	Def	Tot	A	TO			Blk	Stl						
02	Adrio Bailey	f	2-7	0-1	0-0	0	1	1	3	4	1	0	0	1	25				
10	Daniel Gafford	f	12-15	0-0	3-8	5	7	12	2	27	0	3	3	2	31				
01	Isaiah Joe	f	5-15	3-11	0-0	0	2	2	0	13	3	1	0	1	33				
05	Jalen Harris	f	1-5	1-3	2-2	0	2	2	3	5	4	2	0	1	25				
13	Mason Jones	f	3-8	1-4	4-6	0	5	5	2	11	7	0	0	1	38				
00	Desi Sills	f	0-2	0-1	2-2	0	1	1	1	2	2	1	0	1	11				
11	K. Embery-Simpson	f	1-5	0-2	0-0	0	2	2	3	2	1	0	1	0	14				
22	Gabe Osabuohien	f	2-3	1-1	0-0	0	0	0	2	5	2	4	0	1	10				
35	Reggie Chaney	f	2-4	0-0	0-1	1	2	3	0	4	0	1	3	0	13				
Team						3	1	4											
Totals			28-64	6-23	11-19	9	23	32	16	73	20	12	7	8	200				
FG % 1st Half: 14-31		45.2%	2nd half: 14-33	42.4%	Game: 28-64	43.8%	Deadball Rebound												
3FG % 1st Half: 4-10		40.0%	2nd half: 2-13	15.4%	Game: 6-23	26.1%	1,2												
FT % 1st Half: 6-10		60.0%	2nd half: 5-9	55.6%	Game: 11-19	57.9%													

Officials: Joe Lindsay, Keith Kimble, Gerald Williams

Technical fouls: Indiana-None. Arkansas-None.

Attendance: 17456

Tickets Scanned: 12,979

Score by periods	1st	2nd	Total
Indiana	35	37	72
Arkansas	38	35	73

GAME 2 Arkansas vs. UC Davis

Nov. 12, 2018 • Hardwood Showcase • Fayetteville, Ark. - Bud Walton Arena • SEC+

UC Davis 58 • 0-3

#	Player	Total		3-Ptr		Rebounds			PF	TP	A TO Blk Stl				Min
		FG-FGA	FT-FTA	FG-FGA	FT-FTA	Off	Def	Tot			A	TO	Blk	Stl	
25	John, AJ	f 1-7	1-6	0-0	0	1	1	5	3	1	0	0	1	21	
44	Goode, Garrison	f 3-4	0-0	0-0	2	3	5	3	6	0	2	0	0	32	
00	Shorts II, TJ	f 5-12	0-2	4-4	3	5	8	2	14	4	7	0	0	35	
05	Schneider, Siler	f 3-9	2-6	0-0	1	1	2	5	8	4	5	0	1	30	
22	Mooney, Joe	f 2-6	2-6	4-6	0	1	1	4	10	1	4	0	0	19	
01	Squire, Damion	f 0-0	0-0	0-0	0	0	0	2	0	0	3	0	0	4	
02	Gonzalez, Stefan	f 2-10	2-9	3-4	0	6	6	3	9	1	3	0	0	27	
11	Fuller, Caleb	f 0-2	0-0	0-0	0	1	1	0	0	0	0	0	0	6	
13	Neufeld, Matt	f 2-5	0-0	2-2	2	4	6	3	6	0	0	0	0	17	
21	Russell, Colin	f 0-1	0-0	0-0	0	1	1	1	0	0	0	0	0	5	
23	Printup, Rogers	f 0-0	0-0	2-2	1	0	1	3	2	0	0	0	1	4	
Team					2	2	4	1							
Totals		18-56	7-29	15-18	11	25	36	32	58	11	24	0	3	200	
FG % 1st Half: 11-28		39.3%	2nd half: 7-28	25.0%	Game: 18-56		32.1%	Deadball Rebounds							
3FG % 1st Half: 4-12		33.3%	2nd half: 3-17	17.6%	Game: 7-29		24.1%	1,2							
FT % 1st Half: 4-4		100.0%	2nd half: 11-14	78.6%	Game: 15-18		83.3%								

Arkansas 81 • 1-1

#	Player	Total		3-Ptr	Rebounds			PF	TP	A TO Blk Stl				Min
		FG-FTA	FG-FA	FT-FTA	Off	Def	Tot			A	TO	Blk	Stl	
02	Adrio Bailey	f 5-8	1-2	9-11	0	4	4	2	20	2	0	0	2	26
10	Daniel Gafford	f 3-3	0-0	6-9	0	4	4	2	12	2	6	4	0	28
01	Isaiah Joe	f 4-7	2-5	4-6	1	4	5	1	14	2	3	0	3	27
03	Jalen Harris	g 1-6	0-1	0-0	0	2	2	2	2	4	0	0	1	28
15	Mason Jones	g 6-10	4-7	5-7	1	7	8	1	21	2	2	0	1	31
00	Desi Sills	g 1-2	0-0	0-0	0	1	1	4	2	0	2	0	0	15
11	K. Embury-Simpson	2-6	1-4	2-2	0	0	0	1	7	1	0	0	2	18
22	Gabe Osabuohien	0-3	0-1	0-2	2	3	5	4	0	1	0	1	1	14
24	Ethan Henderson	0-0	0-0	0-0	0	0	0	1	0	0	1	0	0	2
35	Reggie Chaney	1-4	0-0	1-4	1	0	1	3	3	0	1	1	0	11
	Team				0	1	1							
Totals		23-49	8-20	27-41	5	26	31	21	81	14	15	6	10	200
FG % 1st Half: 13-28		46.4%	2nd half: 10-21	47.6%	Game: 23-49		46.9%	Deadball Rebounds: 8.3						
3FG % 1st Half: 5-13		38.5%	2nd half: 3-7	42.9%	Game: 8-20		40.0%							
FT % 1st Half: 6-14		42.9%	2nd half: 21-27	77.8%	Game: 27-41		65.0%							

GAME 5 Arkansas vs. UT Arlington

Nov. 23, 2018 • Hardwood Showcase • Fayetteville, Ark. - Bud Walton Arena • SEC+

UT Arlington 60 • 3-3

#	Player		Total			3-Ptr			Rebounds			PF	TP	A TO Blk Stl				Min
			FG-FGA	FG-FGA	FT-FTA	FG-FGA	FG-FGA	FT-FTA	Off	Def	Tot							
13	NARCIS,JABARI	f	1-3	0-1	1-2	1	5	6	3	3	0	1	0	0	18			
00	WARREN,BRIAN	g	4-16	0-5	7-10	1	2	3	4	15	3	4	0	3	36			
02	BRYANT,DJ	g	0-2	0-2	0-0	0	0	0	5	0	0	0	0	1	18			
05	DENNIS,EDRIC	g	5-14	4-9	5-6	0	5	5	4	19	0	3	0	1	20			
10	DAVIS,RADSHAD	g	1-3	0-0	0-0	1	3	4	4	2	0	2	0	1	24			
03	NOUHI,AYOUB	g	3-4	0-1	0-0	2	2	4	2	6	0	2	0	1	15			
04	AZORE,DAVID	g	1-3	0-0	3-4	0	5	5	5	2	4	1	0	20				
21	CASTRO,PEDRO	g	0-1	0-1	1-3	0	0	0	1	1	2	0	0	1	7			
22	JACKSON-YOUNG,TIANDR	g	2-5	2-5	0-0	0	2	2	1	6	0	0	1	0	26			
23	MWAMBA,PATRICK	g	1-4	0-3	1-2	1	2	3	4	3	0	1	0	0	16			
	Team					3	1	4	1		2							
	Totals		18-55	6-27	18-27	9	27	36	34	60	7	19	2	8	200			
	FG % 1st Half:	8-28	28.6%	2nd half:	10-27	37.0%	Game:	18-55	32.7%						Deadball Rebound 3.1			
	3FG % 1st Half:	4-17	23.5%	2nd half:	2-10	20.0%	Game:	6-27	22.2%									
	FT % 1st Half:	6-11	54.5%	2nd half:	12-16	75.0%	Game:	18-27	66.7%									

Arkansas 78 • 4-1

#	Player		Total		3-Ptr		Rebounds			PF	TP	A				Min
			FG-FGA	FG-FGA	FT-FTA	Off	Def	Tot	To			Blk	Stl			
02	Adrio Bailey	f	4-6	0-0	6-8	2	3	5	2	14	1	1	2	3	24	
10	Daniel Gafford	f	6-10	0-0	9-10	2	3	5	4	21	0	1	0	2	23	
01	Isaiah Joe	g	3-9	2-5	2-2	1	2	3	3	10	3	1	0	1	26	
05	Jalen Harris	g	3-6	0-1	8-11	0	3	3	1	14	6	1	0	0	31	
13	Mason Jones	g	0-5	0-3	4-4	1	4	5	4	4	0	2	0	0	25	
00	Desi Sills	g	1-3	0-2	1-3	1	0	1	1	3	2	4	0	1	15	
11	K. Embery-Simpson	g	0-5	0-4	2-2	0	3	3	1	2	0	1	0	0	18	
15	Jonathan Holmes	g	0-1	0-0	0-0	0	0	0	0	0	0	0	0	0	1	
22	Gabe Osabuohien	g	0-1	0-0	0-2	1	1	2	5	0	2	2	1	0	13	
24	Ethan Henderson	g	0-0	0-0	0-0	0	2	2	1	0	1	0	0	0	2	
25	Jordan Phillips	g	0-2	0-1	2-2	0	1	1	0	2	0	0	0	0	4	
35	Reggie Chaney	g	4-7	0-0	0-2	2	6	8	3	8	0	3	1	0	18	
	Team					4	4	8								
	Totals		21-55	2-16	34-46	14	32	46	25	78	15	16	4	7	200	
FG % 1st Half: 8-25			32.0%	2nd half: 13-30	43.3%	Game: 21-55	38.2%									Deadball
3FG % 1st Half: 1-9			11.1%	2nd half: 1-7	14.3%	Game: 2-16	12.5%									Rebound
FT % 1st Half: 14-21			66.7%	2nd half: 20-25	80.0%	Game: 34-46	73.9%									4.2

Officials: Steven Anderson, Wil Howard, Bart Lenox
Technical fouls: UT Arlington-TEAM. Arkansas-Reggie Chaney.
Attendance: 17403
Tickets Scanned: 8,317
Fouled out: Arkansas #22, Osabuohien (6:31 2H)
UT Arlington #4, Azore (2:18 2H); #2, Bryant (1:47 2H)

Score by periods	1st	2nd	Total
UT Arlington	26	34	60
Arkansas	31	47	78

Last FG - UTA 2nd-03:58, AR 2nd-00:11.

Largest lead - UTA by 1 1st-19:36, AR by 18 2nd-04:20.

UTA led for 00:49. AR led for 38:47. Game was tied for 00:24.

Points	In Paint	Off T/O	2nd Chance	Fast Break	Bench
UTA	22	8	7	2	21
AR	32	25	14	6	15

Score tied - 0 times.

Lead changed - 1 time.

GAME 6 Arkansas vs. FIU

Dec. 1, 2018 • Fayetteville, Ark. - Bud Walton Arena • SEC+

FIU 89 • 7-2

#	Player		Total			3-Ptr			Rebounds			PF	TP	A TO Blk Stl				Min
			FG-FGA	FG-FGA	FT-FTA	FG-FGA	FG-FGA	FT-FTA	Off	Def	Tot							
10	ANDREWS, Devon	f	2-7	0-1	0-0	1	2	3	4	4	1	1	0	1	16			
22	DIENG, Elhadji	c	1-2	0-0	0-0	2	1	3	5	2	0	3	1	0	11			
03	JACOB, Trejon	g	9-18	2-6	0-1	2	6	8	0	20	2	1	0	0	36			
04	BEARD, JR., Brian	g	5-15	1-7	10-12	3	5	8	4	21	6	1	0	5	32			
20	NUNEZ, JR., Willy	g	4-14	3-13	2-2	0	2	2	0	13	0	0	0	0	28			
01	BANKS, Isaiah	g	4-10	0-5	3-7	5	1	6	3	11	1	1	1	0	23			
02	VEIRA, Cordell	g	0-3	0-2	0-0	0	0	0	1	0	2	1	0	1	10			
06	DAYE, JR., Antonio	g	5-10	0-1	5-10	1	2	3	3	15	2	4	0	0	26			
15	AMETEPE, James	g	1-1	0-0	0-0	0	0	0	2	2	0	0	0	0	3			
31	DOUGLAS, Michael	g	0-3	0-2	1-2	1	3	4	5	1	2	2	0	1	15			
	Team					5	1	6										
Totals			31-83	6-37	21-34	20	23	43	27	89	16	14	2	8	200			
FG % 1st Half: 10-35			28.6%	2nd half: 21-48	43.8%	Game: 31-83			37.3%	Deadball Rebounds								
3FG % 1st Half: 3-18			16.7%	2nd half: 3-19	15.8%	Game: 6-37			16.2%	5.1								
FT % 1st Half: 12-17			70.6%	2nd half: 9-17	52.9%	Game: 21-34			61.8%									

Arkansas 121 • 5-1

#	Player		Total			3-Ptr		Rebounds			PF	TP	A	TO	Blk	Stl	Min
			FG-FGA	FG-FGA	FT-FTA	Off	Def	Tot									
02	Adrio Bailey	f	4-6	0-0	2-4	0	5	5	5	10	1	0	4	1		16	
10	Daniel Gafford	f	9-12	0-0	5-8	4	8	12	4	23	0	3	4	1		23	
01	Isaiah Joe	g	11-14	10-13	2-2	0	1	1	2	34	3	1	0	0		28	
05	Jalen Harris	g	2-6	0-1	5-6	0	3	3	2	9	10	1	0	0		26	
13	Mason Jones	g	5-8	2-4	7-9	1	9	10	3	19	3	3	0	2		25	
00	Desi Sills	g	3-4	0-1	1-2	1	2	3	3	7	6	3	0	1		19	
11	K. Embery-Simpson	g	3-5	1-3	0-2	0	3	3	1	7	3	2	0	3		18	
15	Jonathan Holmes	g	0-1	0-1	0-0	0	0	0	0	0	0	0	0	0		3	
22	Gabe Osabuohien	g	1-4	0-1	1-4	1	4	5	4	3	1	1	1	1		19	
24	Ethan Henderson	g	1-1	0-0	1-2	0	1	1	0	3	0	0	0	1		4	
25	Jordan Phillips	g	2-6	0-1	0-0	1	1	2	2	4	0	0	0	0		9	
35	Reggie Chaney	g	1-2	0-0	0-0	0	0	0	2	2	0	0	2	1		10	
	Team						2	3	5								
Totals			42-69	13-25	24-39	10	40	50	28	121	27	14	11	11		200	
FG % 1st Half: 21-38			55.3%	2nd half: 21-31	67.7%	Game: 42-69	60.9%										Deadball Rebounds 8
3FG % 1st Half: 7-15			46.7%	2nd half: 6-10	60.0%	Game: 13-25	52.0%										
FT % 1st Half: 9-14			64.3%	2nd half: 15-25	60.0%	Game: 24-39	61.5%										

Officials: Pat Adams, Wil Howard, K.B. Burdett Jr.
Technical fouls: FIU-None. Arkansas-None.
Attendance: 13763
Tickets Scanned: 8,920
Fouled out: FIU #22, Dieng (9:49 2H); #31, Douglas (7:19 2H)
Arkansas #02, Bailey (5:25 2H)

Score by periods	1st	2nd	Total
FIU	35	54	89
Arkansas	58	63	121

Last FG - FIU 2nd-00:02, AR 2nd-00:18.

Largest lead - FIU None, AR by 35 2nd-00:18.

FIU led for 00:00. AR led for 39:52. Game was tied for 00:08.

Score tied - 0 times.

Lead changed - 0 times.

GAME 7 Arkansas at Colorado State

Dec. 5, 2018 • Fort Collins, Colo. - Moby Arena • CBS Sports Network

Arkansas 98 • 6-1

#	Player		Total		3-Ptr	Rebounds			PF	TP	A				Min	
			FG-FGA	FG-FGA	FT-FTA	Off	Def	Tot			To	Blk	Stl			
02	Adrio Bailey	f	5-7	0-0	0-2	2	6	8	1	10	3	2	2	1	28	
10	Daniel Gafford	f	5-12	0-0	2-4	3	6	9	2	12	3	1	3	1	22	
01	Isaiah Joe	g	5-12	4-9	0-0	1	1	2	3	14	1	1	0	0	23	
05	Jalen Harris	g	4-8	0-2	0-0	1	4	5	2	8	12	2	0	4	32	
13	Mason Jones	g	5-10	4-8	2-2	0	4	4	2	16	4	0	0	1	29	
00	Desi Sills		2-3	2-3	2-2	0	1	1	3	8	2	0	0	0	16	
11	K. Embrey-Simpson		5-6	4-5	0-0	1	1	2	2	14	2	0	0	1	16	
22	Gabe Osabuohien		2-5	0-0	1-1	3	2	5	3	5	0	0	1	0	9	
24	Ethan Henderson		0-0	0-0	0-0	0	0	0	0	0	0	0	0	0	2	
25	Jordan Phillips		0-2	0-1	0-0	0	1	1	1	0	1	0	0	0	4	
35	Reggie Chaney		5-8	0-0	1-3	3	5	8	3	11	0	1	3	0	19	
Team						1	0	1								
Totals				38-73	14-28	8-14	15	31	46	22	98	28	7	9	8	200
FG % 1st Half: 17-34			50.0%	2nd half: 21-39	53.8%	Game: 38-73			52.1%					Deadball		
3FG % 1st Half: 6-14			42.9%	2nd half: 8-14	57.1%	Game: 14-28			50.0%					Rebound	2	
FT % 1st Half: 4-6			66.7%	2nd half: 4-8	50.0%	Game: 8-14			57.1%							

GAME 9 Arkansas vs. UTSA

Dec. 15, 2018 • North Little Rock, Ark. - Verizon Arena

UTSA 67 • 3-7

#	Player	Total		3-Ptr		Rebounds			PF	TP	A	TO	Blk	Stl	Min
		FG-FGA	FG-FGA	FT-FTA	FT-FTA	Off	Def	Tot							
03	FROHNEN, Byron	f	2-5	0-0	0-0	6	6	12	2	4	1	1	1	2	30
25	ALLEN, Nick	f	2-5	1-2	0-0	1	3	4	5	5	0	1	0	0	22
02	JACKSON, Jhivvan	g	6-19	3-11	5-10	1	1	2	5	20	2	2	0	2	32
05	DE NICOLAO, Giovanni	g	3-9	0-2	2-2	0	3	3	5	8	2	3	0	2	34
22	WALLACE, Keaton	g	6-18	4-12	2-2	0	0	0	4	18	2	3	1	1	35
04	BYNUM, Tamir		0-0	0-0	0-0	0	0	0	0	0	0	0	0	0	0+
11	IYAYE, Adokiye		1-3	0-2	1-2	0	1	1	3	3	1	0	0	0	19
15	RODRIGUEZ, Adrian		1-2	0-0	2-2	2	0	2	4	4	0	1	0	0	8
23	BIOR, Atem		0-0	0-0	5-6	0	3	3	1	5	0	1	1	0	20
Team						4	5	9							
Totals			21-61	8-29	17-24	14	22	36	29	67	8	12	3	7	200

FG % 1st Half:	10-27	37.0%	2nd half:	11-34	32.4%	Game:	21-61	34.4%	Deadball Rebounds 3.1
3FG % 1st Half:	3-11	27.3%	2nd half:	5-18	27.8%	Game:	8-29	27.6%	
FT % 1st Half:	5-9	55.6%	2nd half:	12-15	80.0%	Game:	17-24	70.8%	

Arkansas 79 • 7-2

#	Player	Total		3-Ptr		Rebounds			PF	TP	A	TO	Blk	Stl	Min
		FG-FGA	FG-FGA	FT-FTA	FT-FTA	Off	Def	Tot							
02	Adrio Bailey	f	1-5	0-0	0-0	0	3	3	4	2	0	2	2	0	13
10	Daniel Gafford	f	4-6	0-0	5-8	2	12	14	0	13	0	4	2	1	29
01	Isaiah Joe	g	5-9	5-6	6-6	1	0	1	2	21	0	3	0	1	30
05	Jalen Harris	g	2-9	0-3	7-8	0	2	2	2	11	10	0	0	0	34
13	Mason Jones	g	2-7	0-2	2-2	0	4	4	5	6	3	3	0	0	27
00	Desi Sills		2-4	1-2	4-4	0	1	1	1	9	0	1	0	1	18
11	K. Embery-Simpson		0-2	0-2	2-4	0	0	0	2	2	0	1	1	0	11
22	Gabe Osabuohien		2-6	0-1	0-0	4	0	4	2	4	0	1	0	0	10
35	Reggie Chaney		5-7	0-0	1-2	1	4	5	2	11	4	0	3	4	28
Team						3	2	5							
Totals			23-55	6-16	27-34	11	28	39	20	79	17	15	8	7	200

FG % 1st Half:	11-31	35.5%	2nd half:	12-24	50.0%	Game:	23-55	41.8%	Deadball Rebounds 5.2
3FG % 1st Half:	5-9	55.6%	2nd half:	1-7	14.3%	Game:	6-16	37.5%	
FT % 1st Half:	8-10	80.0%	2nd half:	19-24	79.2%	Game:	27-34	79.4%	

Officials: Brian Shey, Peter Juzenas, R.B. Clyburn

Technical fouls: UTSA-None. Arkansas-None.

Attendance: 13,728

Tickets Scanned: 12,462

Fouled out: UTSA #25, Allen (2:42.2H); #2, Jackson (0:43.9.2H)

#5, Giovanni (0:29.1.2H)

Arkansas #13, Jones (0:43.9.2H)

Score by periods	1st	2nd	Total
UTSA	28	39	67
Arkansas	35	44	79

	Points	In Paint	Off T/O	2nd Chance	Fast Break	Bench
UTSA	24	16	9	5	12	18
AR	30	17	11	15	26	26

Last FG - UTSA 2nd-00:04, AR 2nd-00:12.

Largest lead - UTSA by 5 1st-15:45, AR by 12 2nd-00:12.

UTSA led for 14:11. AR led for 23:33. Game was tied for 02:16.

Score tied - 4 times.
Lead changed - 6 times.

GAME 11 Arkansas vs. Texas State

Dec. 22, 2018 • Fayetteville, Ark. - Bud Walton Arena • SEC Network

Texas State 70 • 10-2

#	Player	Total		3-Ptr		Rebounds			PF	TP	A	TO	Blk	Stl	Min
		FG-FGA	FG-FGA	FT-FTA	FT-FTA	Off	Def	Tot							
23	Peacock, Alex	f	1-9	1-4	0-0	1	7	8	1	3	2	1	0	3	23
45	Terry, Eric	f	0-1	0-0	0-0	1	1	2	4	0	1	2	0	0	9
02	Nottingham, Tre	g	6-15	6-13	0-1	1	2	3	4	18	1	5	0	2	36
22	Pearson, Nijal	g	6-17	4-8	0-0	1	5	6	4	16	1	1	0	0	36
35	Shead, Jaylen	g	4-5	1-1	5-8	2	4	6	3	14	4	2	0	0	26
00	Gurley, Isaiah		0-0	0-0	0-0	0	0	0	1	0	0	1	0	0	4
03	Davis, Chandler		0-2	0-0	0-0	1	1	2	1	0	0	0	0	0	6
04	Adams, Shelby		0-0	0-0	0-2	0	0	0	1	0	0	0	0	0	7
12	Harrell, Mason		2-3	0-0	1-2	2	0	2	2	5	2	2	0	1	14
14	Scott, Quentin		4-4	0-0	0-6	1	0	1	5	8	0	1	0	0	13
25	Sule, Alonzo		2-4	0-0	2-2	5	3	8	3	6	0	1	0	1	26
Team						2	2	4							
Totals			25-60	12-26	8-21	17	25	42	29	70	11	16	0	7	200

FG % 1st Half:	9-28	32.1%	2nd half:	16-32	50.0%	Game:	25-60	41.7%	Deadball Rebounds 5
3FG % 1st Half:	5-11	45.5%	2nd half:	7-15	46.7%	Game:	12-26	46.2%	
FT % 1st Half:	4-9	44.4%	2nd half:	4-12	33.3%	Game:	8-21	38.1%	

Arkansas 73 • 8-3

#	Player	Total		3-Ptr		Rebounds			PF	TP	A	TO	Blk	Stl	Min
		FG-FGA	FG-FGA	FT-FTA	FT-FTA	Off	Def	Tot							
10	Daniel Gafford	f	5-9	0-0	9-14	2	8	10	1	19	1	1	2	0	35
35	Reggie Chaney	f	3-4	0-0	1-1	1	5	6	4	7	0	5	2	0	12
01	Isaiah Joe	g	1-6	1-5	7-8	1	2	3	2	10	0	0	0	3	30
05	Jalen Harris	g	5-9	0-1	0-0	0	0	0	3	10	1	2	1	1	26
13	Mason Jones	g	5-7	1-3	10-13	0	4	4	2	21	4	1	0	3	33
00	Desi Sills		0-0	0-0	0-0	0	0	0	2	0	2	1	0	0	16
02	Adrio Bailey		0-3	0-1	0-0	1	2	3	3	0	0	2	0	0	11
11	K. Embery-Simpson		1-5	0-0	0-0	1	1	2	1	2	0	1	0	1	14
22	Gabe Osabuohien		1-3	1-1	1-4	3	2	5	2	4	4	2	0	0	22
25	Jordan Phillips		0-1	0-0	0-0	0	0	0	0	0	0	0	0	0	1
Team						0	1	1							
Totals			21-47	3-11	28-40	9	25	34	20	73	12	15	5	8	200

FG % 1st Half:	12-23	52.2%	2nd half:	9-24	37.5%	Game:	21-47	44.7%	Deadball Rebounds 4.1
3FG % 1st Half:	2-5	40.0%	2nd half:	1-6	16.7%	Game:	3-11	27.3%	
FT % 1st Half:	8-14	57.1%	2nd half:	20-26	76.9%	Game:	28-40	70.0%	

Officials: Pat Adams, Owen Shortt, Josue Nieves

Technical fouls: Texas State-None. Arkansas-None.

Attendance: 13,463

Tickets Scanned: 7,182

Fouled out: North Texas State: #14, Scott (0:12.1.2H)

Score by periods	1st	2nd	Total
Texas State	27	43	70
Arkansas	34	39	73

	Points	In Paint	Off T/O	2nd Chance	Fast Break	Bench
TXST	18	19	21	2	19	19
AR	28	19	2	8	6	6

Last FG - TXST 2nd-00:01, AR 2nd-03:38.

Largest lead - TXST by 13 1st-11:32, AR by 10 2nd-03:38.

TXST led for 11:59. AR led for 26:59. Game was tied for 01:01.

Score tied - 2 times.
Lead changed - 1 time.

GAME 10 Arkansas vs. Georgia Tech

Dec. 19, 2018 • Fayetteville, Ark. - Bud Walton Arena • SEC Network

Georgia Tech 69 • 6-4

#	Player	Total		3-Ptr		Rebounds			PF	TP	A	TO	Blk	Stl	Min
		FG-FGA	FG-FGA	FT-FTA	FT-FTA	Off	Def	Tot							
05	WRIGHT, MOSES	f	1-6	0-1	2-4	1	3	4	0	4	1	0	1	0	17
12	MOORE, KHALID	f	3-7	0-1	4-6	0	3	3	2	10	3	1	0	0	34
01	BANKS III, JAMES	c	5-7	0-0	4-4	8	6	14	3	14	3	4	5	1	34
00	DEVOE, MICHAEL	g	3-10	1-4	4-5	1	2	3	1	11	2	2	0	2	33
10	ALVARADO, JOSE	g	9-15	2-5	0-1	0	9	9	1	20	1	4	0	2	40
04	ALSTON, BRANDON		1-2	0-1	0-0	0	0	0	3	2	1	4	0	0	17
13	HAYWOOD II, CURTIS		2-6	2-5	0-0	1	1	2	5	6	3	3	0	2	19
34	GUEYE, ABDOULAYE		1-2	0-0	0-0	1	1	2	0	1	2	0	0	1	6
Team						3	3	6							
Totals			25-55	5-17	14-20	15	28	43	16	69	14	20	6	8	200

FG % 1st Half:	13-31	41.9%	2nd half:	12-24	50.0%	Game:	25-55	45.5%	Deadball Rebound 1
3FG % 1st Half:	1-8	12.5%	2nd half:	4-9	44.4%	Game:	5-17	29.4%	
FT % 1st Half:	4-7	57.1%	2nd half:	10-13	76.9%	Game:	14-20	70.0%	

GAME 13 Arkansas at Texas A&M

Jan. 5, 2019 • College Station, Texas - Reed Arena • SEC Network

Arkansas 73 • 10-3, 1-0 SEC

#	Player	Total		3-Ptr		Rebounds			PF	TP	A TO Blk			Stl	Min
		FG-FGA	FT-FTA	FG-FGA	FT-FTA	Off	Def	Tot			A	TO	Blk		
01	Isaiah Joe	* 3-8	3-7	2-4	0 2 2	2	11	1	1	0	1	27			
02	Adrio Bailey	* 2-7	0-0	1-3	2 3 5	1	5	0	0	0	0	25			
05	Jalen Harris	* 4-9	1-3	6-11	0 3 3	2	15	9	0	0	0	36			
10	Daniel Gafford	* 5-11	0-0	1-2	6 5 11	4	11	1	1	1	0	23			
13	Mason Jones	* 3-11	3-11	0-0	0 5 5	3	9	3	1	0	0	24			
00	Desi Sills	5-9	3-6	1-2	1 0 1	3	14	1	3	0	0	18			
11	K. Embery-Simpson	0-4	0-3	0-0	0 2 2	0	0	0	1	0	1	14			
22	Gabe Osabuohien	3-6	0-2	0-0	3 4 7	4	6	1	1	1	1	18			
25	Jordan Phillips	0-1	0-1	0-0	0 0 0	0	0	0	0	0	0	2			
35	Reggie Chaney	1-4	0-0	0-0	0 3 3	3	2	0	0	1	0	11			
Team					5 3 8										
Totals		26-70	10-33	11-22	17 30 47	22	73	16	8	3	3	200			
FG % 1st Half:		13-36	36.1%	2nd half:	13-34	38.2%	Game:	26-70	37.1%	Deadball Rebounds 7					
3FG % 1st Half:		5-14	35.7%	2nd half:	5-19	26.3%	Game:	10-33	30.3%						
FT % 1st Half:		1-4	25.0%	2nd half:	10-18	55.6%	Game:	11-22	50.0%						

Texas A&M 71 • 6-6, 0-1 SEC

#	Player	Total		3-Ptr		Rebounds			PF	TP	A TO Blk			Stl	Min
		FG-FGA	FT-FTA	FG-FGA	FT-FTA	Off	Def	Tot			A	TO	Blk		
01	Flagg, Savion	* 8-11	1-2	3-7	4 11 15	5	20	2	1	1	0	36			
02	Starks, TJ	* 8-18	2-7	5-8	0 2 2	4	23	5	3	0	1	33			
11	Mitchell, Wendell	* 2-11	0-7	3-4	1 1 2	4	7	2	1	0	0	33			
13	Mahan, Brandon	* 2-5	2-5	0-0	0 3 3	3	6	1	0	0	0	24			
21	Mekowulu, Christian	* 1-3	0-0	0-0	2 5 7	4	2	0	0	2	0	20			
00	Chandler, Jay Jay	2-7	0-2	2-2	1 0 1	0	6	2	0	0	1	19			
12	Collins, Chris	0-0	0-0	0-0	0 0 0	0	0	0	0	0	0	4			
24	Walker, John	1-3	0-1	1-2	2 2 4	1	3	2	2	0	0	13			
32	Nebo, Josh	1-3	0-0	2-2	1 5 6	1	4	0	1	3	0	18			
Team					0 2 2										
Totals		25-61	5-24	16-25	11 31 42	22	71	14	8	6	2	200			
FG % 1st Half:		12-28	42.9%	2nd half:	13-33	39.4%	Game:	25-61	41.0%	Deadball Rebounds 4					
3FG % 1st Half:		1-9	11.1%	2nd half:	4-15	26.7%	Game:	5-24	20.8%						
FT % 1st Half:		6-9	66.7%	2nd half:	10-16	62.5%	Game:	16-25	64.0%						

Officials: Bart Lenox, Vladimir Voyard-Tadal, Josue Nieves
Technical fouls: Arkansas-None. Texas A&M-None.
Attendance: 10049

Score by periods	1st	2nd	Total
Arkansas	32	41	73
Texas A&M	31	40	71

Last FG - AR 2nd-01:34, TAMU 2nd-00:02.
Largest lead - AR by 8 1st-14:09, TAMU by 3 1st-03:31.
AR led for 23:19. TAMU led for 07:00. Game was tied for 09:41.

	In Paint	Off T/O	2nd Chance	Fast Break	Bench
Points AR	26	10	18	5	22
TAMU	38	6	16	8	13

Score tied - 11 times.
Lead changed - 16 times.

GAME 14 Arkansas vs. Florida

Jan. 9, 2019 • Fayetteville, Ark. - Bud Walton Arena • SEC Network

Florida 57 • 9-5, 1-1 SEC

#	Player	Total		3-Ptr		Rebounds			PF	TP	A TO Blk			Stl	Min
		FG-FGA	FT-FTA	FG-FGA	FT-FTA	Off	Def	Tot			A	TO	Blk		
11	HAYES, KEVARRIUS	c 1-3	0-0	2-2	1 1 2	4	4	0	0	0	2	17			
02	NEMBHARD, ANDREW	g 2-6	1-2	1-2	0 5 5	2	6	4	1	0	0	31			
03	HUDSON, JALEN	g 4-15	1-5	0-2	1 5 6	3	9	0	1	0	0	23			
05	ALLEN, KEVAUGHN	g 3-11	1-9	11-12	0 5 5	3	18	1	2	0	0	33			
10	LOCKE, NOAH	g 4-8	2-5	0-0	2 3 5	4	10	1	1	0	1	25			
00	OKAURU, MIKE	1-4	1-3	0-0	0 2 2	0	3	0	0	0	0	13			
11	JOHNSON, KEYONTAE	0-2	0-0	0-0	0 3 3	2	0	1	0	0	0	12			
21	BASSETT, DONTAY	3-5	0-0	1-1	3 2 5	3	7	1	1	1	0	23			
24	BALLARD, DEAUDRAE	0-2	0-1	0-0	0 0 0	1	0	0	1	0	0	10			
25	STONE, KEITH	0-2	0-1	0-0	1 1 2	3	0	1	3	1	1	13			
Team					2 2 4										
Totals		18-58	6-26	15-19	10 29 39	25	57	9	12	2	4	200			
FG % 1st Half:		10-32	31.3%	2nd half:	8-26	30.8%	Game:	18-58	31.0%	Deadball Rebounds 1.1					
3FG % 1st Half:		3-16	18.8%	2nd half:	3-10	30.0%	Game:	6-26	23.1%						
FT % 1st Half:		10-12	83.3%	2nd half:	5-7	71.4%	Game:	15-19	78.9%						

Arkansas 51 • 10-4, 1-1 SEC

#	Player	Total		3-Ptr		Rebounds			PF	TP	A TO Blk			Stl	Min
		FG-FGA	FT-FTA	FG-FGA	FT-FTA	Off	Def	Tot			A	TO	Blk		
02	Adrio Bailey	f 2-8	0-0	0-0	1 4 5	3	4	0	0	1	2	21			
10	Daniel Gafford	f 3-4	0-0	3-6	2 10 12	4	9	1	0	0	1	27			
01	Isaiah Joe	2-10	2-9	0-1	0 3 3	2	6	3	3	1	1	35			
03	Jalen Harris	g 1-5	0-3	0-2	0 1 1	2	2	3	3	0	0	35			
13	Mason Jones	g 7-13	4-9	12-13	0 2 2	0	30	3	4	1	0	34			
00	Desi Sills	0-3	0-2	0-0	0 0 0	3	0	0	2	0	0	18			
11	K. Embery-Simpson	0-4	0-2	0-0	1 2 3	0	0	0	0	0	1	11			
22	Gabe Osabuohien	0-1	0-1	0-4	3 5 8	5	0	0	2	1	0	14			
35	Reggie Chaney	0-2	0-0	0-0	0 1 1	1	0	0	1	1	0	5			
Team					3 4 7										
Totals		15-50	6-26	15-26	10 32 42	20	51	10	16	5	5	200			
FG % 1st Half:		7-25	28.0%	2nd half:	8-25	32.0%	Game:	15-50	30.0%	Deadball Rebounds 6.1					
3FG % 1st Half:		2-14	14.3%	2nd half:	4-12	33.3%	Game:	6-26	23.1%						
FT % 1st Half:		6-10	60.0%	2nd half:	9-16	56.3%	Game:	15-26	57.7%						

Officials: Joe Lindsey, Mike Nance, Patrick Evans
Technical fouls: Florida-None. Arkansas-None.
Attendance: 17160
Tickets Scanned: 9,950
Fouled Out: Arkansas, #22, Osabuohien (6:57 2H)

Score by periods	1st	2nd	Total
Florida	33	24	57
Arkansas	22	29	51

Last FG - UF 2nd-02:35, AR 2nd-02:13.
Largest lead - UF by 16 2nd-09:13, AR by 4 1st-18:06.
UF led for 32:48. AR led for 04:04. Game was tied for 03:08.

	In Paint	Off T/O	2nd Chance	Fast Break	Bench
Points UF	18	7	5	2	10
AR	18	12	2	2	0

Score tied - 1 time.
Lead changed - 1 time.

GAME 15 Arkansas vs. LSU

Jan. 12, 2019 • Fayetteville, Ark. - Bud Walton Arena • SEC Network

LSU 94 • 12-3, 2-0 SEC

		Total		3-Ptr		Rebounds									
#	Player		FG-FGA	FT-FTA	Off	Def	Tot	PF	TP	A	TO	Blk	Stl	Min	
00	REID, Naz	f	10-12	4-4	3-4	2	5	7	4	27	2	2	0	26	
11	BIGBY-WILLIAMS, K.	f	0-2	0-0	0-1	0	0	0	5	0	0	0	1	18	
03	WATERS, Tremont	g	6-15	1-6	4-4	0	2	2	3	17	11	7	0	3	42
04	MAYS, Skylar	g	5-13	2-6	3-4	0	4	4	1	15	1	2	0	2	41
14	TAYLOR, Marlon	g	7-8	1-2	6-6	4	3	7	3	21	1	1	0	1	37
01	SMART, Ja'vonte		2-7	2-4	2-2	0	2	2	5	8	0	4	0	0	23
22	DAYS, Darius		0-4	0-3	0-0	1	1	2	3	0	0	1	1	1	12
24	WILLIAMS, Emmitt		3-3	0-0	0-1	4	6	10	4	6	0	2	1	0	26
Team						1	1	2							
Totals			33-64	10-25	18-22	12	24	36	28	94	15	19	3	7	225
FG % 1st Half:		18-30	60.0%	2nd half:	11-29	37.9%	OT:	4-5	80.0%	Game:	33-64	51.6%	Deadball Rebounds 1.1		
3FG % 1st Half:		6-12	50.0%	2nd half:	2-11	18.2%	OT:	2-2	100.0%	Game:	10-25	40.0%			
FT % 1st Half:		8-9	88.9%							Game:	18-22	81.8%			

GAME 17 Arkansas at #18 Ole Miss

Jan. 19, 2019 • Oxford, Miss. - The Pavilion • SEC Network

Arkansas 67 • 10-7, 1-4 SEC

#	Player	Total		3-Ptr		Rebounds			PF	TP	A TO Blk			Stl	Min
		FG-FGA	FT-FGA	FT-FTA	Off	Def	Tot								
10	Daniel Gafford	f 2-6	0-0	5-6	0	10	10	2	9	1	5	2	1	31	
35	Reggie Chaney	f 2-3	0-0	0-0	1	0	1	2	4	0	0	0	0	12	
01	Isaiah Joe	g 4-11	3-9	0-0	2	3	5	0	11	1	0	0	0	33	
05	Jalen Harris	g 1-4	1-3	0-0	1	5	6	1	3	7	4	0	1	30	
13	Mason Jones	g 1-10	0-6	3-4	1	1	2	2	5	2	1	1	2	31	
00	Desi Sills	g 0-0	0-0	2-2	0	0	0	1	2	0	3	0	0	7	
02	Adrio Bailey	g 2-4	0-0	0-0	1	1	2	2	4	2	0	0	0	10	
11	K. Embery-Simpson	g 5-8	2-5	4-5	1	0	1	1	16	0	0	0	1	20	
22	Gabe Osabuohien	g 5-9	0-0	3-4	2	1	3	4	13	1	4	0	1	26	
	Team				1	0	1								
	Totals	22-55	6-23	17-21	10	21	31	15	67	14	17	3	6	200	
	FG % 1st Half:	11-25	44.0%	2nd half:	11-30	36.7%	Game:	22-55	40.0%					Deadball	
	3FG % 1st Half:	3-9	33.3%	2nd half:	3-14	21.4%	Game:	6-23	26.1%					Rebounds	
	FT % 1st Half:	10-13	76.9%	2nd half:	7-8	87.5%	Game:	17-21	81.0%					0.1	

Ole Miss 84 • 14-3, 4-1 SEC

#	Player	Total		3-Ptr		Rebounds			PF	TP	A TO Blk			Stl	Min
		FG-FGA	FT-FGA	FT-FTA	Off	Def	Tot								
00	Hinson,Blake	f 1-5	0-3	1-2	0	4	4	3	3	1	3	0	0	19	
13	Olejniczak, Dominik	c 5-7	0-0	3-3	1	4	5	2	13	1	1	2	0	22	
03	Davis,Terence	g 6-11	2-5	4-5	2	7	9	4	18	7	3	0	5	32	
04	Tyree,Breein	g 7-15	2-7	6-6	2	2	4	1	22	2	2	1	3	36	
20	Davis, D.C.	g 3-5	0-1	1-1	1	1	2	2	7	4	0	0	1	27	
01	Naylor,Zach	g 0-0	0-0	0-0	0	1	1	0	0	0	0	0	0	2	
02	Shuler,Devontae	g 1-6	1-3	0-0	0	2	2	1	3	3	3	0	2	25	
12	Stevens, Bruce	g 6-7	2-3	0-0	3	4	7	2	14	1	0	0	1	18	
14	Buffen, KJ	g 2-8	0-0	0-0	2	2	4	3	4	0	1	0	1	19	
	Team				2	0	2								
	Totals	31-64	7-22	15-17	13	27	40	18	84	19	13	3	13	200	
	FG % 1st Half:	18-35	51.4%	2nd half:	13-29	44.8%	Game:	31-64	48.4%					Deadball	
	3FG % 1st Half:	3-11	27.3%	2nd half:	4-11	36.4%	Game:	7-22	31.8%					Rebounds	
	FT % 1st Half:	7-8	87.5%	2nd half:	8-9	88.9%	Game:	15-17	88.2%					0	

Officials: Doug Shows, Tony Greene, R.B. Clyburn

Technical fouls: Arkansas-None. Ole Miss-None.

Attendance: 9500

Score by periods	1st	2nd	Total
Arkansas	35	32	67
Ole Miss	46	38	84

	Points	In Paint	Off T/O	2nd Chance	Fast Break	Bench
AR	28	18	15	0	35	
OM	44	22	17	9	21	

Last FG - AR 2nd-00:07, OM 2nd-00:16.

Largest lead - AR None, OM by 19 2nd-02:00.

AR led for 00:00, OM led for 39:20. Game was tied for 00:40.

Score tied - 0 times.

Lead changed - 0 times.

GAME 19 Arkansas at #13 Texas Tech

Jan. 23, 2019 • Lubbock, Texas - United Supermarkets Arena • ESPN2

Arkansas 64 • 11-8

#	Player	Total		3-Ptr		Rebounds			PF	TP	A TO Blk			Stl	Min
		FG-FGA	FT-FGA	FT-FTA	Off	Def	Tot								
01	Isaiah Joe	* 1-6	0-5	3-3	0	0	0	2	5	1	1	0	2	29	
02	Adrio Bailey	* 3-4	0-0	2-4	0	2	2	0	8	1	1	0	2	24	
05	Jalen Harris	* 4-12	1-3	2-2	0	1	1	2	11	2	3	1	3	34	
10	Daniel Gafford	* 7-7	0-0	2-5	2	3	5	3	16	0	2	1	0	26	
13	Mason Jones	* 3-8	2-6	3-4	0	3	3	5	11	1	0	0	1	27	
00	Desi Sills	g 0-1	0-1	1-2	0	2	2	1	1	0	2	0	0	8	
11	K. Embery-Simpson	g 1-5	0-3	3-4	0	1	1	3	5	1	1	0	2	26	
22	Gabe Osabuohien	g 1-3	1-1	0-0	1	1	2	1	3	0	3	0	0	14	
35	Reggie Chaney	g 1-2	0-0	2-2	2	1	3	3	4	0	2	0	0	12	
	Team				4	4	8								
	Totals	21-48	4-19	18-26	9	18	27	20	64	6	17	2	10	200	
	FG % 1st Half:	11-27	40.7%	2nd half:	10-21	47.6%	Game:	21-48	43.8%					Deadball	
	3FG % 1st Half:	3-10	30.0%	2nd half:	1-9	11.1%	Game:	4-19	21.1%					Rebounds	
	FT % 1st Half:	8-9	88.9%	2nd half:	10-17	58.8%	Game:	18-26	69.2%					7	

Texas Tech 67 • 16-4

#	Player	Total		3-Ptr		Rebounds			PF	TP	A TO Blk			Stl	Min
		FG-FGA	FT-FGA	FT-FTA	Off	Def	Tot								
11	Owens,Tariq	* 1-1	0-0	0-0	1	2	3	5	2	2	1	3	0	21	
13	Mooney,Matt	* 4-8	1-2	3-4	2	1	3	0	12	2	5	0	0	29	
23	Culver,Jarrett	* 5-12	4-5	1-4	0	3	3	3	15	4	4	0	3	36	
25	Moretti,David	* 6-9	3-6	6-7	1	1	2	4	21	2	1	0	1	32	
32	Odiase,Norense	* 1-1	0-0	0-0	1	6	7	4	2	1	4	1	0	23	
00	Edwards,Kyler	g 2-5	0-1	3-4	0	2	2	1	7	1	2	0	1	16	
01	Francis,Brandone	g 2-5	1-3	0-0	0	2	2	2	5	1	1	0	0	29	
03	Corprew,Deshawn	g 1-2	1-2	0-0	0	2	2	2	3	1	0	0	0	13	
24	Benson,Avery	g 0-0	0-0	0-0	0	0	0	0	0	0	0	0	0	1	
	Team				1	0	1								
	Totals	22-43	10-19	13-19	6	19	25	21	67	14	21	4	5	200	
	FG % 1st Half:	11-20	55.0%	2nd half:	11-23	47.8%	Game:	22-43	51.2%					Deadball	
	3FG % 1st Half:	5-10	50.0%	2nd half:	5-9	55.6%	Game:	10-19	52.6%					Rebounds	
	FT % 1st Half:	3-6	50.0%	2nd half:	10-13	76.9%	Game:	13-19	68.4%					3	

Officials: Ray Natili, Darron George, Marques Pettigrew

Technical fouls: Arkansas-None. Texas Tech-None.

Attendance: 14290

Score by periods	1st	2nd	Total
Arkansas	33	31	64
Texas Tech	30	37	67

	Points	In Paint	Off T/O	2nd Chance	Fast Break	Bench
AR	28	25	11	4	13	
TTU	16	26	2	2	15	

Last FG - AR 2nd-00:01, TTU 2nd-07:41.

Largest lead - AR by 3 1st-00:01, TTU by 12 2nd-08:28.

AR led for 01:37, TTU led for 35:54. Game was tied for 02:29.

Score tied - 5 times.

Lead changed - 6 times.

GAME 18 Arkansas vs. Missouri

Jan. 23, 2019 • Fayetteville, Ark. - Bud Walton Arena • SEC Network

Missouri 60 • 10-7, 1-4 SEC

#	Player	Total		3-Ptr		Rebounds			PF	TP	A TO Blk			Stl	Min
		FG-FGA	FT-FGA	FT-FTA	Off	Def	Tot								
23	TILMON, Jeremiah	f 4-5	0-0	1-3	2	3	5	5	9	2	4	0	0	27	
24	PURYEAR, Kevin	f 2-8	1-5	2-2	1	3	4	1	7	0	1	0	0	26	
04	PICKETT, Javon	g 0-1	0-1	0-0	0	0	0	1	0	0	2	0	0	10	
13	SMITH, Mark	g 8-14	6-11	0-0	0	7	7	2	22	0	2	0	1	37	
05	GEIST, Jordan	g 2-6	1-4	2-3	1	5	6	1	7	4	5	0	0	35	
00	WATSON, Torrence	g 0-0	0-0	2-2	0	0	0	2	2	0	2	0	0	8	
01	PINSON, Xavier	g 2-4	1-2	3-4	0	2	2	1	8	2	4	0	0	21	
02	SANTOS, K.J.	g 0-1	0-0	0-1	0	4	4	2	0	0	1	0	0	20	
03	SUGGS, Ronnie	g 1-3	1-2	2-2	0	1	1	2	5	0	2	0	0	12	
14	NIKKO, Reed	g 0-0	0-0	0-0	0	0	0	4	0	1	0	0	1	4	
	Team				0	1	1								
	Totals	19-42	10-25	12-17	4	26	30	21	60	9	24	0	2	200	
	FG % 1st Half:	12-27	44.4%	2nd half:	7-15	46.7%	Game:	19-42	45.2%					Deadball	
	3FG % 1st Half:	5-15	33.3%	2nd half:	5-10	50.0%	Game:	10-25	40.0%					Rebounds	
	FT % 1st Half:	5-6	83.3%	2nd half:	7-11	63.6%	Game:	12-17	70.6%					2.3	

Arkansas 72 • 11-7, 2-4 SEC

January 12 - 12/15/2023																
#	Player	Total		3-Ptr	Rebounds					PF	TP	A TO Blk			Stl	Min
		FG-FGA	FT-FGA	FT-FTA	Off	Def	Tot									
02	Adrio Bailey	f	0-2	0-0	1-2	0	0	0	2	1	0	0	0	0	8	
10	Daniel Gafford	f	6-9	0-0	1-5	4	6	10	0	13	1	0	0	2	35	
01	Isaiah Joe	g	8-13	7-12	0-0	0	1	1	2	23	2	2	0	0	33	
05	Jalen Harris	g	3-7	0-2	4-4	0	2	2	3	10	6	0	0	3	32	
13	Mason Jones	g	2-10	2-8	0-0	0	4	4	3	6	1	5	0	1	26	
00	Desi Sills		3-5	0-0	2-3	2	1	3	3	8	1	3	0	1	20	
11	K. Embery-Simpson		1-4	1-2	2-2	0	1	1	0	5	2	1	0	0	14	
22	Gabe Osabuohien		0-2	0-1	0-0	0	2	2	3	0	1	1	0	1	9	
35	Reggie Chaney		3-7	0-0	0-0	2	4	6	4	6	4	1	0	2	23	
	Team					0	0	0				1				
Totals			26-59	10-25	10-16	8	21	29	20	72	18	14	0	13	200	
FG % 1st Half: 12-32		37.5%	2nd half: 14-27		51.9%	Game: 26-59		44.1%	Deadball							
3FG % 1st Half: 3-12		25.0%	2nd half: 7-13		53.8%	Game: 10-25		40.0%	Rebounds							
FT % 1st Half: 5-8		62.5%	2nd half: 5-8		62.5%	Game: 10-16		62.5%	2.1							

GAME 21 Arkansas at #19 LSU

Feb. 2, 2019 • Baton Rouge, La. - Pete Maravich Assembly Center • SEC Network

Arkansas 90 • 13-8 (4-4)

#	Player	Total		3-Ptr		Rebounds			PF	TP	A TO Blk Stl				Min
		FG-FGA	FG-FGA	FG-FGA	FT-FTA	Off	Def	Tot			A	TO	Blk	Stl	
02	Adrio Bailey	f	1-4	1-1	2-2	0	1	1	4	5	0	2	0	2	22
10	Daniel Gafford	f	11-15	0-0	1-2	4	4	8	5	23	0	4	2	2	32
01	Isaiah Joe	g	6-13	4-8	2-3	0	3	3	2	18	2	1	0	1	34
05	Jalen Harris	g	5-7	1-3	0-0	0	1	1	5	11	5	2	0	1	24
13	Mason Jones	g	3-8	2-5	2-4	0	1	1	1	10	5	1	0	1	32
00	Desi Sills		0-0	0-0	0-0	0	1	1	2	0	1	2	0	0	8
11	K. Embery-Simpson		6-9	4-6	0-0	0	2	2	1	16	0	2	0	0	22
22	Gabe Osabuohien		1-2	1-1	0-0	0	3	3	5	3	6	1	0	1	16
35	Reggie Chaney		2-2	0-0	0-0	0	0	0	4	4	1	1	1	0	10
	Team					0	0	0			2				
	Totals		35-60	13-24	7-11	4	16	20	29	90	20	18	3	8	200
FG % 1st Half: 19-30		63.3%	2nd half: 16-30		53.3%	Game: 35-60		58.3%	Deadball Rebounds 0						
3FG % 1st Half: 6-11		54.5%	2nd half: 7-13		53.8%	Game: 13-24		54.2%							
FT % 1st Half: 1-1		100.0%	2nd half: 6-10		60.0%	Game: 7-11		63.6%							

LSU 89 • 17-4 (1-1)

#	Player	Total		3-Ptr		Rebounds			PF	TP	A TO Blk Stl				Min
		FG-FGA	FG-FGA	FG-FGA	FT-FTA	Off	Def	Tot			A	TO	Blk	Stl	
00	REID, Naz	f	5-9	1-3	8-9	2	8	10	4	19	2	5	0	1	33
11	BIGBY-WILLIAMS, K.	f	4-5	0-0	2-4	4	0	4	1	10	1	1	0	0	17
03	WATERS, Tremont	g	3-12	1-6	5-6	0	8	8	1	12	6	5	0	2	34
04	MAYS, Skylar	g	5-12	2-7	5-5	0	2	2	3	17	1	4	1	3	37
14	TAYLOR, Marlon	g	2-3	0-0	2-2	2	1	3	4	6	0	2	2	0	18
01	SMART, Ja'vonte		5-12	1-5	7-8	1	2	3	2	18	1	1	0	2	31
22	DAYS, Darius		0-4	0-3	0-0	4	3	7	3	0	0	1	0	0	13
24	WILLIAMS, Emmitt		2-2	0-0	3-4	4	0	4	0	7	0	2	0	0	17
	Team					2	1	3							
	Totals		26-59	5-24	32-38	19	25	44	18	89	11	21	3	8	200
FG % 1st Half: 13-27		48.1%	2nd half: 13-32		40.6%	Game: 26-59		44.1%	Deadball Rebounds 4						
3FG % 1st Half: 3-13		23.1%	2nd half: 2-11		18.2%	Game: 5-24		20.8%							
FT % 1st Half: 12-13		92.3%	2nd half: 20-25		80.0%	Game: 32-38		84.2%							

Officials: Joe Lindsay, Vladimir Voyard-Tadal, K.B. Burdett, Jr.
Technical fouls: Arkansas-None. LSU-None.
Attendance: 13311

Score by periods	1st	2nd	Total
Arkansas	45	45	90
LSU	41	48	89

Last FG - AR 2nd-00:22, LSU 2nd-03:39.
Largest lead - AR by 18 2nd-13:45, LSU by 4 1st-17:03.
AR led for 32:58, LSU led for 05:13. Game was tied for 01:49.

	Points	In Paint	Off T/O	2nd Chance	Fast Break	Bench
AR	32	24	6	2	2	23
LSU	42	21	21	4	4	25

Score tied - 6 times.
Lead changed - 8 times.

GAME 22 Arkansas vs. Vanderbilt

Feb. 5, 2019 • Fayetteville, Ark. - Bud Walton Arena • SEC Network

Vanderbilt 66 • 9-13, 0-9 SEC

#	Player	Total		3-Ptr		Rebounds			PF	TP	A TO Blk Stl				Min
		FG-FGA	FG-FGA	FG-FGA	FT-FTA	Off	Def	Tot			A	TO	Blk	Stl	
11	SHITTU, Simisola	f	4-7	0-0	4-5	5	3	8	3	12	2	4	1	0	27
15	BROWN, Clevon	f	3-5	0-1	0-3	2	5	7	4	6	0	0	0	1	24
24	NESMITH, Aaron	f	3-10	2-6	0-0	0	5	5	4	8	2	2	0	2	34
32	RYAN, Matt	f	1-5	1-5	3-3	0	2	2	2	6	2	1	0	0	21
00	LEE, Saben	g	3-3	2-2	3-4	0	1	1	5	11	4	3	1	0	23
01	WETZELL, Yanni		2-4	0-0	1-2	1	1	2	0	5	0	0	2	1	16
02	TOYE, Joe		6-11	4-6	2-4	2	2	4	2	18	0	2	0	1	28
03	EVANS, Maxwell		0-2	0-1	0-0	0	0	0	2	0	2	1	0	0	17
13	MOYER, Matthew		0-2	0-0	0-0	0	1	1	1	0	0	0	0	0	10
	Team					1	1	2			1				
	Totals		22-49	9-21	13-21	11	21	32	23	66	12	14	4	5	200
FG % 1st Half: 13-25		52.0%	2nd half: 9-24		37.5%	Game: 22-49		44.9%	Deadball Rebounds 3.2						
3FG % 1st Half: 3-10		30.0%	2nd half: 6-11		54.5%	Game: 9-21		42.9%							
FT % 1st Half: 6-9		66.7%	2nd half: 7-12		58.3%	Game: 13-21		61.9%							

Arkansas 69 • 14-8, 5-4 SEC

#	Player	Total		3-Ptr		Rebounds			PF	TP	A TO Blk Stl				Min
		FG-FGA	FG-FGA	FG-FGA	FT-FTA	Off	Def	Tot			A	TO	Blk	Stl	
02	Adrio Bailey	f	2-5	0-0	0-0	1	2	3	3	4	1	1	0	1	19
10	Daniel Gafford	f	9-14	0-0	10-12	2	7	9	2	28	3	2	2	0	33
01	Isaiah Joe	g	6-11	6-10	0-0	1	3	4	2	18	5	0	0	0	34
05	Jalen Harris	g	1-6	0-2	0-1	1	4	5	3	2	3	0	0	0	30
13	Mason Jones	g	2-7	1-5	2-3	0	1	1	1	7	2	2	0	1	32
00	Desi Sills		0-1	0-0	2-2	0	0	0	0	2	3	1	0	0	10
11	K. Embery-Simpson		2-5	1-2	0-0	0	1	1	1	5	0	0	0	0	14
22	Gabe Osabuohien		0-0	0-0	0-0	0	1	1	4	0	1	1	0	2	10
35	Reggie Chaney		1-2	0-0	1-2	1	1	2	1	3	0	3	0	0	18
	Team					2	1	3			1				
	Totals		23-51	8-19	15-20	8	21	29	17	69	18	11	2	4	200
FG % 1st Half: 10-23		43.5%	2nd half: 13-28		46.4%	Game: 23-51		45.1%	Deadball Rebounds 2						
3FG % 1st Half: 6-13		46.2%	2nd half: 2-6		33.3%	Game: 8-19		42.1%							
FT % 1st Half: 8-10		80.0%	2nd half: 7-10		70.0%	Game: 15-20		75.0%							

Officials: Doug Shows, Todd Austin, Mike Nance
Technical fouls: Vanderbilt-None. Arkansas-None.
Attendance: 13587
Tickets Scanned: 6,347
Fouled out: Vanderbilt #0, Lee (0:08.2 2H)

Score by periods	1st	2nd	Total
Vanderbilt	35	31	66
Arkansas	34	35	69

Last FG - VU 2nd-00:40, AR 2nd-00:14.
Largest lead - VU by 10 1st-03:57, AR by 10 2nd-10:17.
VU led for 17:24, AR led for 20:12. Game was tied for 02:24.

	Points	In Paint	Off T/O	2nd Chance	Fast Break	Bench
VU	24	11	10	6	11	23
AR	26	14	6	6	13	10

Score tied - 4 times.
Lead changed - 12 times.

LAST TIME AN ARKANSAS PLAYER...

• SCORING •

Scored 25 Points: 28 by Daniel Gafford vs. Vanderbilt (02/05/19)

Scored 30 Points: 32 by Daniel Gafford vs. LSU (01/12/19)

Scored 40 Points: 43 by Todd Day at LSU (01/11/92)

Scored 50 Points: 51 by Rotnei Clarke vs. Alcorn State (11/13/09)

RECORD: 51 by Rotnei Clarke vs. Alcorn State (11/13/09)

• FIELD GOALS MADE •

Made 15 Field Goals: 15 (15-21) by Rotnei Clarke vs. Alcorn State (11/13/09)

Made 20 Field Goals: 20 (2-30) by Dean Tolson vs. Texas A&M (03/02/74)

RECORD: 20 (20-30) by Dean Tolson vs. Texas A&M (03/02/74)

• FIELD GOALS ATTEMPTED •

Attempted 20 Field Goals: 20 (10-20) by Jaylen Barford vs. Georgia (01/23/18)

Attempted 25 Field Goals: 26 (9-26) by Courtney Fortson at Mississippi State (01/14/10)

RECORD: 30 (20-30) by Dean Tolson vs. Texas A&M (03/02/74)

• FIELD GOAL PERCENTAGE •

Shot 100% FG (Min. 7 att): Daniel Gafford (7-7) at Texas Tech (01/26/19)

RECORD (min 8 att): 100% 8x - Best: Daryll Saulsberry (10-10) 1975

• 3-POINTERS MADE •

Made 7 3-pointers: 7 (7-12) by Isaiah Joe vs. Missouri (01/23/19)

Made 10 3-pointers: 10 (10-13) by Isaiah Joe vs. FIU (12/01/18)

Made 11-Plus 3-pointers: 13 (13-17) by Rotnei Clarke vs. Alcorn State (11/13/09)

RECORD: 13 (13-17) by Rotnei Clarke vs. Alcorn State (11/13/09) (SEC record)

• 3-POINTERS ATTEMPTED •

Attempted 15 3-Pointers: 17 (13-17) by Rotnei Clarke vs. ETSU (11/27/09)

Attempted 20 3-Pointers: 24 (10-24) by Pat Bradley vs. North Texas (12/30/98)

RECORD: 24 (10-24) by Pat Bradley vs. North Texas (12/30/98) (SEC record)

• FREE THROWS MADE •

Made 10 Free Throws: 10 (10-12) by Daniel Gafford vs. Vanderbilt (02/05/19)

Made 15 Free Throws: 17 (17-22) by Corliss Williamson vs. Ole Miss (02/18/95)

Made 20 Plus Free Throws: 22 (22-24) by Martin Terry vs. Texas A&M (01/22/72)

RECORD: 22 (22-24) by Martin Terry vs. Texas A&M (01/22/72)

• FREE THROWS ATTEMPTED •

Attempted 15 Free Throws: 15 (7-15) by Marshawn Powell vs. Vanderbilt (03/14/13)

Attempted 20 Free Throws: 22 (17-22) by Corliss Williamson vs. Ole Miss (02/18/95)

Attempted 24 Plus Free Throws: 24 (22-24) by Martin Terry vs. Texas A&M (01/22/72)

RECORD: 24 (22-24) by Martin Terry vs. Texas A&M (01/22/72)

• FREE THROW PERCENTAGE •

Shot 100% FT (min 10 att): 14-14 by Daryl Macon vs. Texas (12/17/16)

RECORD (min. 11 att): 8x - Best Tommy Boyer (18-18) in 1963

• REBOUNDS •

Grabbed 10-14 Rebounds: 14 by Daniel Gafford vs. UTSA (12/15/18)

Grabbed 15-29 Rebounds: 15 by Bobby Portis vs. Mississippi State (02/07/15)

Grabbed 20-Plus Rebounds: 23 by Nick Davis vs. Jackson State (11/21/97)

RECORD: 23 by Nick Davis vs. Jackson State (11/21/97)

Grabbed 10 Offensive Rebounds: 10 by Bobby Portis vs. LSU (03/07/15)

Grabbed 10 Defensive Rebounds: 10 by Daniel Gafford vs. Ole Miss (01/19/19)

• ASSISTS •

Had 10 Assists: 12 by Jalen Harris at Colorado State (12/05/18)

Had 15 Assists: 15 by Dontell Jefferson vs. Portland State (11/18/05)

RECORD: 15 by Dontell Jefferson vs. Portland State (11/18/05)

• STEALS •

Had 5 Steals: 5 by Isaiah Joe vs. Austin Peay (12/28/18)

Had 6-7 Steals: 6 by Jabril Durham vs. Mississippi State (01/09/16)

Had 8-9 Steals: 9 by Robert Shepard at Arizona (12/06/92)

RECORD: 9 by Robert Shepard at Arizona (12/06/92)

• BLOCKED SHOTS •

Had 5 Blocks: 5 by Reggie Chaney vs. Georgia (01/29/19)

Had 6-9 Blocks: 7 by Daniel Gafford vs. Auburn (02/27/18)

Had 10 Blocks: 10 by Steven Hill vs. Texas State (12/06/05)

RECORD: 10 by Steven Hill vs. Texas St. (12/06/05) & Oliver Miller vs. Texas (02/04/90)

• TURNOVERS •

Committed 5-9 Turnovers: 6 by Daniel Gafford vs. UC Davis (11/12/18)

Committed 10 Plus Turnovers: 10 by Courtney Fortson at South Carolina (02/21/09)

• MINUTES PLAYED •

Played 38 Minutes: Mason Jones vs. LSU (01/12/19)

Played 39 Minutes: Jalen Harris (OT) vs. Texas (11/09/18)

Played 40 Minutes (Regulation): Julius Nobles vs. Louisville (11/17/09)

Played 40 Minutes (OT): Dusty Hannahs (OT) vs. Texas Tech (01/30/16)

Played 45 Plus Minutes: 47 by BJ Young vs. Auburn (01/16/13)

• MISCELLANEOUS •

Scored 20 Or More Points In Back-To-Back Games: Mason Jones 30 vs. Florida (01/09/19) and 22 vs. LSU (01/12/19)

Scored 20 or More Points in Five-Plus Consecutive Games: 7 by Daryl Macon 20, 25, 22, 20, 22, 25, 21 (01/18/18 to 02/10/19)

Scored 20 or More Points in 10-Plus Consecutive Games: 11 by Todd Day 20, 23, 26, 26, 22, 31, 23, 21, 27, 21, 20 (12/01/90 to 01/12/91)

Scored 30 or More Points in Back-To-Back Games: Jannerro Pargo 35 vs. Florida (01/26/02) and 33 at Alabama (01/30/02)

Most Points in Back-To-Back Games: 82 by Martin Terry 35 at TCU (02/20/73) and 47 vs. SMU (02/24/73)

Consecutive Free Throws Made: 48 by Ricky Medlock (20 gms; 12/21/74 to 03/04/75)

Double-Double: Pts/Rebs by Daniel Gafford (13 & 10) vs. Missouri (01/23/19)

Double-Double: Pts/Assists by Jalen Harris (11 & 10) vs. UTSA (12/15/18)

Two Players with Double-Double in Same Game: vs. UTSA (12/15/18)

Daniel Gafford (13 pts, 14 rebs) and Jalen Harris (11 pts, 10 assists)

Had 5-Plus Assists in 5-Plus Consecutive Games: 6 by Jalen Harris 11, 6, 10, 12, 7, 10 (11/21/81 thru 12/15/18)

Had 10 or More Assists in Back-to-Back Games: Jalen Harris

10 vs. FIU (12/01/18) and 12 at Colorado State (12/05/18)

Three-Plus Players with 5-Plus Assists in a Game: vs. Montana State (11/21/18)

Jalen Harris (11), Isaiah Joe (5) and Desi Sills (5)

Had 5 or More Steals in Back-to-Back Games: Ronnie Brewer

5 vs. Western Illinois (01/01/06) and 5 vs. Mississippi State (01/07/06)

LAST TIME AN OPPONENT PLAYER...

• SCORING •

Scored 25 Points: 27 by Naz Reid vs. LSU (01/12/19)

Scored 30 Points: 31 by Prentiss Nixon vs. Colorado State (01/20/17)

Scored 40 Points: 45 by Jodie Meeks vs. Kentucky (02/14/09)

Scored 50 Points: 56 by Oscar Robertson vs. Cincinnati (03/15/58) (on record)

• FIELD GOALS MADE •

Made 15 Field Goals: 17 (17-24) by Jodie Meeks vs. Kentucky (02/14/09)

Made 20 Field Goals: 21 by Oscar Robertson vs. Cincinnati (03/15/58) (on record)

• FIELD GOALS ATTEMPTED •

Attempted 20 Field Goals: 20 (10-20) by Tyler Hall vs. Montana State (11/21/18)

Attempted 25 Field Goals: 28 (11-28) by Devan Downey vs. South Carolina (02/17/10)

• FIELD GOAL PERCENTAGE •

Shot 100% FG (Min. 7 att): Adam Wing (8-8) vs. Evansville (12/08/15)

• 3-POINTERS MADE •

Made 7 3-pointers: 7 (7-15) by Tyler Hall vs. Montana State (11/21/18)

Made 10 3-pointers: 10 (10-19) by Lance Weems at Auburn (01/06/96)

• 3-POINTERS ATTEMPTED •

Attempted 15 3-pointers: 15 (7-15) by Tyler Hall vs. Montana State (11/21/18)

Attempted 20 3-pointers: 22 (5-22) by Jeff Fryer vs. Loyola Marymount (03/16/89)

• FREE THROWS MADE •

Made 10 Free Throws: 11 (11-12) by Kevauhn Allen vs. Florida (01/09/19)

Made 15 Free Throws: 17 (17-19) by Mike Boynton vs. South Carolina (03/11/04)

Attempted 15 Free Throws: 17 (11-17) by Tyler Davis vs. Texas A&M (02/17/18)

Attempted 20 Free Throws: 24 (18-24) by Frank Williams vs. Illinois (12/08/01)

• FREE THROW PERCENTAGE •

Shot 100% FT (min 10 att): 14-14 by Grant Williams at Tennessee (01/15/19)

• REBOUNDS •

Grabbed 10-14 Rebounds: 10 by Naz Reid at LSU (02/02/19)

Grabbed 15-19 Rebounds: 15 by Savion Flagg at Texas A&M (01/05/19)

Grabbed 20 Rebounds: 20 by Antonio McDyess vs. Alabama (03/11/95)

Grabbed 10 Offensive Rebounds: 11 by Tyler Davis at Texas A&M (01/30/18)

Grabbed 10 Defensive Rebounds: 10 by Kevin Roach II vs. Texas (11/09/18)

• ASSISTS •

Had 10 Assists: 11 by Tremont Waters vs. LSU (01/12/19)

Had 13 Assists: 13 by Chuck Evans at Mississippi State (01/27/93) (on record)

• STEALS •

Had 5 Steals: 5 by Terrence Davis at Ole Miss (01/19/19)

Had 8 Steals: 8 by Terry Conerway vs. Texas State (12/21/02)

• BLOCKED SHOTS •

Had 5 Blocks: 5 by James Banks III vs. Georgia Tech (12/19/18)

Had 6-9 Blocks: 7 by Stefan Moody at Ole Miss (02/13/16)

Had 10 Plus Blocks: 10 by P.J. Roberson vs. Grambling State (11/26/11)

• TURNOVERS •

Committed 5-9 Turnovers: 5 by Tremont Waters & Naz Reid at LSU (02/02/19)

Committed 10 Plus Turnovers: 12 by Devin Gibson vs. UTSA (12/12/07)

LAST TIME ARKANSAS HIGHS...

• SCORING •

Scored 100 Points: 104 vs. Oral Roberts (12/19/17)
Scored 120-Plus Points: 121 vs. FIU (12/01/18)
Scored 50 Points in 1st Half: 58 vs. FIU (12/01/18)
Scored 50 Points in 2nd Half: 53 at Tennessee (01/15/19)
Scored 60 or More Points in a Half: 63 (2nd) vs. FIU (12/01/18)
 Scored 70 or More Points in a Half: 71 (1st) vs. Alcorn (11/13/09)
 Scored 80 or More Points in a Half: 88 (2nd) vs. U.S. International (12/09/89)

• FIELD GOALS MADE •

Made 30 Field Goals: 35 (35-60) at LSU (02/02/19)
Made 40 Field Goals: 42 (42-69) vs. FIU (12/01/18)
 Made 50 Field Goals: 57 (57-99) vs. Troy (12/10/96)
RECORD: 68 (68-101) vs. U.S. International (12/09/89)

• FIELD GOALS ATTEMPTED •

Attempted 70 Field Goals: 73 (38-73) at Colorado State (12/05/18)
 Attempted 80 Field Goals: 83 (34-83) vs. Iona (11/30/14)
 Attempted 90 Field Goals: 99 (57-99) vs. Troy (12/10/96)
 Attempted 100 Field Goals: 101 (68-101) vs. US International (12/09/89)
RECORD: 101 (68-101) vs. U.S. International (12/09/89)

• FIELD GOALS PERCENTAGE •

Shot 60% FG: 60.9 (42-69) vs. FIU (12/01/18)
 Shot 70% or Better FG: 72.7 (32-44) vs. Alabama State (12/21/83)
RECORD: 79.4 (27-34) vs. Texas Tech (1979)

• 3-POINTERS MADE •

Made 15 3-pointers: 16 (16-24) vs. Mississippi State (01/09/16)
 Made 20 3-pointers: 21 (21-37) vs. Troy (12/10/96)
RECORD: 21 (21-37) vs. Troy (12/10/96)

• 3-POINTERS ATTEMPTED •

Attempted 25 3-pointers: 27 (9-27) vs. North Carolina (11/24/17)
Attempted 30 3-pointers: 33 (10-33) at Texas A&M (01/05/19)
Attempted 35 3-pointers: 35 (11-35) vs. Montana State (11/21/18)
RECORD: 54 (19-54) vs. North Texas (12/30/98)

• 3-POINT PERCENTAGE •

Shot 50% 3PT FG (min. 15 att): 54.2 (13-24) at LSU (02/02/19)
 Shot 60% or Better 3PT FG (min. 15 att): 66.7 (16-24) vs. Mississippi State (01/09/16)
RECORD (min. 15 att): 66.7 (16-24) vs. Mississippi State (01/09/16)

• FREE THROWS MADE •

Made 20 Free Throws: 28 (28-40) vs. Texas State (12/22/18)
Made 30 Free Throws: 34 (34-46) vs. UT Arlington (11/23/18)
 Made 40 Free Throws: 41 (41-49) at Kentucky (01/25/92)
RECORD: 48 (48-53) vs. Ole Miss (01/17/04)

• FREE THROW ATTEMPTS •

Attempted 40 Free Throws: 46 (34-46) vs. UT Arlington (11/23/18)
 Attempted 50 Free Throws: 53 (35-53) vs. Northeastern Illinois (11/16/97)
 Attempted 60 Free Throws: 65 vs. TCU (1955)
RECORD: 65 vs. TCU (1955)

• FREE THROW PERCENTAGE •

Shot 80% FT (min. 10 att): .810 (17-21) at Ole Miss (01/19/19)
 Shot 90% or Better FT (min. 10 att): 93.5 (39-31) vs. Texas (12/17/16)
RECORD (min 10 att): 100 3x - Best 16-16 at Kentucky (02/27/14)

• REBOUNDS •

Grabbed 40 Rebounds: 47 at Texas A&M (01/05/19)
Grabbed 50 Rebounds: 50 vs. FIU (12/01/18)
 Grabbed 55-Plus Rebounds: 55 vs. Utah Valley (01/03/15)
RECORD: 77 vs. Jackson State (01/22/02)

• ASSISTS •

Had 25 Assists: 29 vs. Montana State (11/21/18)
 Had 30 Assists: 32 vs. Jackson State (11/22/96)
 Had 40 Assists: 40 vs. Troy (12/10/96)
RECORD: 47 vs. U.S. International (12/09/89)

• STEALS •

Had 15 Steals: 15 vs. Auburn (02/17/16)
 Had 20 Steals: 24 vs. Maryland-Eastern Shore (01/02/01)
 Had 25 Steals: 26 vs. Louisiana-Monroe (11/25/00)
RECORD: 26 vs. Louisiana-Monroe (11/25/00)

• BLOCKED SHOTS •

Had 10 Blocks: 14 vs. Georgia (01/29/19) - school record vs SEC opp
 Had 15 Blocks: 15 vs. South Alabama (12/30/91)
RECORD: 18 vs. Missouri (12/05/95)

• MOST TURNOVERS •

Had 20 Turnovers: 21 at Minnesota (11/22/16)
 Had 25 Turnovers: 25 at South Carolina (02/21/09)
 Had 30 Turnovers: 31 vs. Alcorn State (12/02/95)
RECORD: 32 vs. Providence (11/16/07)

• FOULS •

Committed 15 Fouls: 15 at Ole Miss (01/19/19)
Committed 20 Fouls: 29 at LSU (02/02/19)
 Committed 30 Fouls: 31 at Kentucky (01/07/17)
RECORD: 38 vs. Missouri (12/04/61)

LAST TIME ARKANSAS LOWS...

• SCORING •

Held to 40-45 Points: 43 at Florida (01/22/11)
 Held to 46-49 Points: 46 at Mississippi State (02/09/16)
Held to 50-55 Points: 51 vs. Florida (01/19/19)
Held to 56-59 Points: 58 vs. UC Davis (11/12/18)
 Held to 19 Points or Less in a Half: 18 (1st half) vs. Vanderbilt (02/07/17)

• FIELD GOALS •

Held to Below 20 Field Goals Made: 15 (15-50) vs. Florida (01/19/19)

• FIELD GOAL PERCENTAGE •

Held to 20-29% FG: 27.9 (17-61) vs. South Carolina (02/03/15)
Held to 30-35% FG: .300 (15-50) vs. Florida (01/09/19)

• 3-POINTERS •

Did not Make a 3-pointer: 0 (0-2) at Texas (01/07/89)
Held to 1-4 3-PT FG Made: 3 (3-16) vs. LSU (01/12/19)
Held to 5-10 3-PT FG Made: 5 (5-21) vs. Georgia (01/29/19)
 Attempted Single-Digit 3-pointers: 8 (3-8) at LSU (02/03/18)

• 3-POINT PERCENTAGE •

Shot 10% or Worse 3PT FG: 10.0 (1-10) at Mississippi State (02/09/16)
Shot 11-19% 3PT FG: 18.8 (3-16) vs. LSU (01/12/19)

• FREE THROWS •

Made Single Digit Free Throws: 7 (7-11) at LSU (02/02/19)
Attempted Single Digit Free Throws: 9 (7-9) vs. Georgia Tech (12/19/18)

• FREE THROW PERCENTAGE •

Shot 40-49% FT: 40.0 (6-15) at Florida (01/17/18)
 Shot Below 40% FT: 26.7 (4-15) at Texas A&M (01/09/13)

• REBOUNDING •

Had 19 or Fewer Rebounds: 19 at Missouri (03/05/13)
 Had 20-25 Rebounds: 20 at LSU (02/02/19)

• ASSISTS •

Held to Single Digit Assists: 6 at Texas Tech (01/26/19)

• STEALS •

Had No Steals: *None on record*
 Had 1 Steal: 1 vs. Florida (03/09/18)
Had 2-4 Steals: 3 at Texas A&M (01/05/19)

• BLOCKED SHOTS •

Had No Blocked Shots: 0 vs. Missouri (1/23/19)

• FEWEST TURNOVERS •

Had 1-4 Turnovers: 4 vs. Georgia (01/29/19)
 Had 5-10 Turnovers: 7 vs. Western Kentucky (12/08/18)

• FOULS •

Had Single Digit Fouls: 9 vs. LSU (02/17/07)

ARKANSAS MISCELLANEOUS...

Played in an OT game:	01/12/19 vs LSU	L, 94-88 (OT)
Played in a 2OT game:	01/23/18 at Georgia	W, 80-77 (2 OT)
Played in a 3OT game:	02/09/80 vs. Houston	L, 90-84 (3 OT)
Beat AP team ranked 21-25:	03/09/18 vs. #23 Florida (SEC)	W, 80-72
Beat AP team ranked 16-20:	02/02/19 at #19 LSU	W, 90-89
Beat AP team ranked 11-15:	02/27/18 vs. #14 Auburn	W, 91-82
Beat AP team ranked 6-9:	12/30/17 vs. #9 Tennessee	W, 95-93 (OT)
Beat AP team ranked 2-5:	01/27/16 vs. #5 Texas A&M	W, 74-71
Beat AP team ranked #1:	02/12/84 vs. #1 North Carolina (PB)	W, 65-64
Beat AP Top 25 team on road:	02/02/19 at #19 LSU	W, 90-89
Beat AP Top 10 team on road:	02/09/94 at #4 Kentucky	W, 90-82

LAST TIME AN OPPONENT HIGHS...

• SCORING •

Scored 100 Points: 106 at Tennessee (01/15/19)

Scored 110 Points: 117 at Ole Miss (12/10/73)

Scored 50 Points in 1st Half: 55 at Tennessee (01/15/19)

Scored 50 Points in 2nd Half: 51 at Tennessee (01/15/19)

Scored 60 or More Points in a Half: 60 (1st half) vs. Alabama (02/28/96)

• FIELD GOALS MADE •

Made 30 Field Goals: 31 (31-64) by Ole Miss (01/19/19)

Made 40 Field Goals: 40 (40-68) by Texas (01/05/10)

Made 45 Field Goals: 45 (45-80) vs. Pittsburgh (12/29/86)

• FIELD GOALS ATTEMPTED •

Attempted 70 Field Goals: 71 (32-71) by Tennessee (12/30/17)

Attempted 80 Field Goals: 83 (31-83) by FIU (12/01/018)

• FIELD GOAL PERCENTAGE •

Shot 60% FG: 61.1 (15-23) vs. Auburn (02/17/16)

Shot 65% FG: 67.7 (4-65) vs. North Carolina (03/23/08)

Shot 69% FG: 69.8 (37-53) at Auburn (01/14/95)

• 3-POINTERS MADE •

Made 15 3-pointers: 15 (15-30) at LSU (02/03/18)

Made 17 3-pointers: 17 (17-31) vs. Florida (01/14/98)

• 3-POINTERS ATTEMPTED •

Attempted 25 3-pointers: 27 (8-27) vs. Utah Valley (01/03/15)

Attempted 30 3-pointers: 32 (13-32) vs. Florida (03/09/18)

Attempted 35 3-pointers: 37 (6-37) by FIU (12/01/18)

• 3-POINT PERCENTAGE •

Shot 50% 3PT FG (min 15 att): 52.6 (10-19) at Texas Tech (01/26/19)

Shot 60% or Better 3PT FG (min 15 att): 61.1 (11-18) at Tennessee (01/15/19)

• FREE THROWS •

Made 20 Free Throws: 26 (26-28) vs. Georgia (03/04/17)

Made 30 Free Throws: 32 (32-38) at LSU (02/02/19)

Made 40 Free Throws: 40 (40-50) vs. UMass (11/25/94)

• FREE THROW ATTEMPTS •

Attempted 35 Free Throws: 38 (32-38) at LSU (02/02/19)

Attempted 40 Free Throws: 40 (24-40) at Mississippi State (01/02/18)

Attempted 50 Free Throws: 50 (39-50) vs. South Carolina (03/11/04)

• FREE THROW PERCENTAGE •

Shot 80% FT (min. 10 att): .882 (15-17) at Ole Miss (01/19/19)

Shot 90% or Better FT (min. 10 att): 91.2 (31-34) vs. Auburn (02/27/18)

• REBOUNDING •

Grabbed 40 Rebounds: 44 at LSU (02/02/19)

Grabbed 50 Rebounds: 50 at LSU (02/11/17)

Grabbed 55-Plus Rebounds: 56 vs. Georgia (01/29/19)

• ASSISTS •

Had 25 Assists: 25 vs. Louisville (11/17/09)

Had 30 Assists: 30 at UAB (01/27/90)

• STEALS •

Had 15 Steals: 15 at LSU (02/24/10)

Had 18 Steals: 18 vs. Alcorn State (12/02/95)

• BLOCKED SHOTS •

Had 10 Blocks: 10 at Tennessee (01/22/14)

Had 13 Blocks: 13 at Mississippi State (01/14/10)

• MOST TURNOVERS •

Had 20 Turnovers: 21 at LSU (02/02/19)

Had 25 Turnovers: 27 vs. Oral Roberts (12/19/17)

Had 30 Turnovers: 30 vs. Louisiana-Monroe (12/31/04)

• FOULS •

Committed 10-14 Fouls: 11 at LSU (02/02/19)

Committed 15-19 Fouls: 15 vs. Western Kentucky (12/08/18)

Committed 20-29 Fouls: 29 vs. Fresno State (11/17/17)

Committed 30-44 Fouls: 34 vs. UT Arlington (11/23/18)

Committed 45 Fouls: 36 vs. Centenary (12/04/82)

LAST TIME AN OPPONENT LOWS

• SCORING •

Held to 30-39 Points: 33 vs. Vanderbilt (01/12/13)

Held to 40-45 Points: 41 by Mississippi State (02/07/15)

Held to 46-49 Points: 46 by Utah Valley (01/03/15)

Held to 50-55 Points: 54 vs. Vanderbilt (02/10/18)

Held to 56-59 Points: 57 vs. Florida (01/09/19)

Held to 19 Points or Less in a Half: 11 vs. Vanderbilt (01/12/13)

• FIELD GOAL PERCENTAGE •

Held to 21% or Worse FG: 20.97 (13-62) vs. Jackson State (11/22/02)

Held to 20-29% FG: 29.2 (19-65) vs. Georgia (01/29/19)

Held to 30-35% FG: 31.0 (18-58) vs. Florida (01/09/19)

• 3-POINTERS •

Did not Make a 3-pointer: 0 (0-10) by Mississippi State (02/07/15)

Held to 1-4 3-PT FG Made: 4 (4-25) vs. Austin Peay (12/28/18)

Held to 5-10 3-PT FG Made: 7 (7-24) vs. Georgia (01/29/19)

• 3-POINT PERCENTAGE •

Shot 10% or Worse 3PT FG: 7.1 (1-14) vs. Northwestern State (12/29/12)

Shot 11-19% 3PT FG: 16.0 (4-25) vs. Austin Peay (12/28/18)

• FREE THROWS •

Made 1-5 Free Throws: 3 (3-7) vs. Oral Roberts (12/19/17)

Made 6-9 Free Throws: 8 (8-21) vs. Texas State (12/22/18)

• FREE THROW ATTEMPTS •

Attempted Single Digit Free Throws: 7 (3-7) vs. Oral Roberts (12/19/17)

• FREE THROW PERCENTAGE •

Shot 40-49% FT: 47.4 (9-19) vs. Auburn (02/17/16)

Shot Below 40% FT: 38.1 (8-21) vs. Texas State (12/22/18)

• REBOUNDING •

Had 19 or Fewer Rebounds: 19 vs. Missouri-Kansas City (12/02/06)

Had 20-25 Rebounds: 25 at Texas Tech (01/26/19)

• ASSISTS •

Held to Single Digit Assists: 8 vs. UTSA (12/15/18)

• STEALS •

Had No Steals: 0 by North Texas (01/03/04)

Had 1 Steal: 1 at Florida (01/17/18)

Had 2-4 Steals: 2 vs. Georgia (1/29/19)

• BLOCKED SHOTS •

Had No Blocked Shots: 0 vs. Missouri (01/23/19)

• FEWEST TURNOVERS •

Had Single Digit Turnovers: 8 at Texas A&M (01/05/19)

• FOULS •

Had Single Digit Fouls: 8 at Michigan (12/08/12)

25th Anniversary


1994 NATIONAL CHAMPIONSHIP



**Record: 31-3, 14-2 SEC
NCAA CHAMPION
SEC CHAMPION**

NCAA TOURNAMENT RESULTS

RD1	def. North Carolina A&T	94-79
RD2	def. Georgetown	85-73
Sweet 16	def. Tulsa	103-84
Elite 8	def. Michigan	76-68
Final Four	def. Arizona	91-82
Championship	def. Duke	76-72



1993-94 RAZORBACKS

3	Alex Dillard	Bessemer, Ala.
12	Clint McDaniel	Tulsa, Okla.
13	John Engskov	Berryville, Ark.
14	Corey Beck	Memphis, Tenn.
15	Dwight Stewart	Memphis, Tenn.
22	Davor Rimac	Zagreb, Croatia
23	Ken Biley	Pine Bluff, Ark.
24	Ray Biggers	Houston, Texas
30	Scotty Thurman	Ruston, La.
31	Roger Crawford	Birmingham, Ala.
33	Lee Wilson	Waco, Texas
34	Corliss Williamson	Russellville, Ark.
35	Reggie Merritt	Little Rock, Ark.
40	Elmer Martin	Memphis, Tenn.
44	Darnell Robinson	Oakland, Calif.
	Nolan Richardson	Head Coach
	Nolan Richardson III	Assistant Coach
	Mike Anderson	Assistant Coach
	Brad Dunn	Assistant Coach
	Wayne Stehlik	Dir. of Operations
	Dave England	Athletic Trainer

