



ARKANSAS RAZORBACKS

GAME 26 • at Auburn • Feb. 20, 2019 • 7:30 pm • Auburn, Ala. / Auburn Arena (9,121) • SEC Network

• GAME INFORMATION •

TV: SEC Network
Mike Morgan and Barry Booker



RADIO: Razorback/IMG Sports Network
Chuck Barrett and Matt Zimmerman

SATELLITE: XM (385), Internet (976)

LIVE STATS: <http://www.sidearmstats.com/auburn/mbball>

• THE MATCHUP •

ARKANSAS RAZORBACKS

Overall: 14-11 5-7 SEC

Head Coach: Mike Anderson (Tulsa '82)

At Arkansas: 165-97 (8th Yr) • Overall: 365-195 (17th Yr)



AUBURN TIGERS

Overall: 17-8 6-6 SEC

Head Coach: Bruce Pearl (Boston College '82)

At Auburn: 87-70 (5th Yr) • Overall: 549-215 (25th Yr)



AUBURN SERIES:

• Overall: Ark leads 34-18
• SEC ONLY: Ark leads 34-17
• At Home: Ark leads 21-4
• At AU: Ark trails 12-13
• At Neutral: Ark leads 1-1

LAST YEAR:

Arkansas..... 77
Auburn..... 88

Jan. 6, 2018 • Auburn Arena

AUBURN, Ala. — After a slow start, Arkansas could not recover and fell at Auburn, 88-77.

Down by as many as 21, Arkansas used a 19-5 run midway through the second half to cut the Auburn lead to seven. That was as close as Arkansas would get.

Auburn hit its first shot from deep to start the game and continued to roll from there. The Tigers sank their four shot attempts of the contest to take a 10-2 lead and later expanded it to as many as 16. Arkansas clawed back to 11, prior to Auburn closing the half on a 6-0 run to take their largest lead at that point of the game to the break, up 47-30.

Arkansas shot well from inside the arc, but was not very successful from beyond. The Razorbacks shot just 1-of-9 (11) from deep in the opening period compared to 12-of-22 (.545) from inside the arc. On the other hand, Auburn shot 7-of-13 (.538) from three and 12-of-23 (.522) from inside the arc.

Auburn..... 91
Arkansas..... 82

Feb. 27, 2018 • Bud Walton Arena

FAYETTEVILLE — Behind double-doubles from Jaylen Barford and Daniel Gafford, the Arkansas defeated No. 14 Auburn, 91-82.

After going back and forth most of the first half and the Razorbacks up two, the game turned into the Daniel Gafford show. Gafford recorded dunks on back-to-back possessions before swatting an Auburn shot that led to a transition dunk for senior guard Daryl Macon.

Arkansas lead by as many as 13 points in the half, as the Razorbacks took a 52-42 lead into the break.

Gafford opened the second half with baskets on three-straight possessions, including two dunks.

As Arkansas stretched its lead to 19, Auburn responded with a 10-2 run to cut it back to nine. The Tigers would eventually get as close as six, but Arkansas held on for the 91-82 win.

RECENT SERIES RESULTS

Date	Location	Arkansas	Auburn
2/07/07	Auburn	W, 65-57	
2/21/07	at Auburn	L, 59-67	
1/10/08	at Auburn	W, 76-70	
3/08/08	Auburn	W, 77-64	
1/24/09	Auburn	L, 51-73	
2/11/09	at Auburn	L, 62-75	
2/06/10	Auburn	(ot) W, 82-79	
3/06/10	at Auburn	L, 66-68	
1/25/11	Auburn	W, 73-64	
2/26/11	at Auburn	W, 57-55	
1/25/12	Auburn	W, 56-53	
2/25/12	at Auburn	W, 77-71	
1/16/13	Auburn	(2ot) W, 88-80	
2/13/13	at Auburn	W, 83-75	
1/25/14	Auburn	W, 86-67	
2/10/15	at Auburn	W, 101-87	
2/17/16	Auburn	L, 86-90	
2/25/17	at Auburn	W, 79-68	
1/06/18	at Auburn	L, 77-88	
2/27/18	#14 Auburn	W, 91-82	

2018-19 SCHEDULE/RESULTS

(all times Central)

OVERALL: 14-11		Home: 10-5	Road: 3-5	Neutral: 1-1
SEC: 5-7		Home: 3-3	Road: 2-4	
NOVEMBER (4-1)				
9 Fri.	vs. Texas #	Fl. Bliss (El Paso, TX)	ESPN (OT)	L 71 73
12 Mon.	UC Davis +	Bud Walton Arena	SEC+	W 81 58
18 Sun.	Indiana +	Bud Walton Arena	ESPN	W 73 72
21 Wed.	Montana State +	Bud Walton Arena	SEC+	W 90 68
23 Fri.	UT Arlington +	Bud Walton Arena	SEC+	W 78 60
DECEMBER (5-2)				
1 Sat.	FIU	Bud Walton Arena	SEC+	W 121 89
5 Wed.	at Colorado State	Fort Collins, Colo.	CBS Sports Net	W 98 74
8 Sat.	Western Kentucky	Bud Walton Arena	SEC	L 77 78
15 Sat.	vs. UTSA !	North Little Rock	-	W 79 67
19 Wed.	Georgia Tech	Bud Walton Arena	SEC	L 65 69
22 Sat.	Texas State	Bud Walton Arena	SEC	W 73 70
28 Fri.	Austin Peay	Bud Walton Arena	SEC+	W 76 65
JANUARY (3-5)				
5 Sat.	at Texas A&M *	College Station, Texas	SEC	W 73 71
9 Wed.	Florida *	Bud Walton Arena	SEC	L 51 57
12 Sat.	LSU *	Bud Walton Arena	SEC (OT)	L 88 94
15 Tues.	at #3 Tennessee *	Knoxville, Tenn.	ESPN2	L 87 106
19 Sat.	at #18 Ole Miss *	Oxford, Miss.	SEC	L 67 84
23 Wed.	Missouri *	Bud Walton Arena	SEC	W 72 60
26 Sat.	at #13 Texas Tech %	Lubbock, Texas	ESPN2	L 64 67
29 Tues.	Georgia *	Bud Walton Arena	ESPNU	W 70 60
FEBRUARY (2-3)				
2 Sat.	at #19 LSU *	Baton Rouge, La.	SEC	W 90 89
5 Tues.	Vanderbilt *	Bud Walton Arena	SEC	W 69 66
9 Sat.	at South Carolina *	Columbia, S.C.	SEC	L 65 77
12 Tues.	at Missouri *	Columbia, Mo.	ESPNU	L 78 79
16 Sat.	Mississippi State *	Bud Walton Arena	SEC	L 67 77
20 Wed.	at Auburn *	Auburn, Ala.	SEC	7:30 pm
23 Sat.	Texas A&M *	Bud Walton Arena	SEC	7:30 pm
26 Tues.	at Kentucky *	Lexington, Ky.	ESPN/2/SEC	8:00 pm
MARCH				
2 Sat.	Ole Miss * <	Bud Walton Arena	SEC	Noon
6 Wed.	at Vanderbilt *	Nashville, Tenn.	SEC	7:30 pm
9 Sat.	Alabama *	Bud Walton Arena	SEC	5:00 pm
13-17	SEC Tournament ^	Nashville, Tenn.	SEC/ESPN	TBD
20-23	NCAA 1st-2nd Rds	TBD	TBD	TBD
27-31	NCAA Regionals	TBD	TBD	TBD
APRIL				
6 & 8	NCAA Final Four	Minneapolis, Minn.	CBS	TBD

BOLD - Home Game * - SEC Game
- ESPN Armed Forces Classic (Fort Bliss) + - Hardwood Showcase
! - Verizon Arena % - Big 12/SEC Challenge
^ - Bridgestone Arena \$ - U.S. Bank Stadium
< - 25th Anniversary of 1994 National Championship Celebration

Versus Auburn

This will be the 53rd meeting between Arkansas and Auburn with all but one meeting coming since Arkansas joined the SEC in 1992. The Razorbacks own a 34-18 advantage in the series. The Razorbacks are 12-13 at Auburn, but the 12 wins is ties for second-most by the Razorbacks against an SEC team (Arkansas has won 39 times at Texas A&M in a series that dates back to 1924).

The teams split the last four games but the Razorbacks have won 10 of the last 12. Head coach Mike Anderson is 8-2 versus Auburn as Arkansas head coach.

Interesting Match-ups

- Auburn leads the SEC and ranks among the NCAA top four in both turnover margin (5.2) and turnovers forced (18.32).
- Arkansas is third in the SEC in turnover margin (2.6) and ranks second in turnovers forced (16.48) - which ranks 19th nationally.
- Arkansas (1.17) and Auburn (1.16) rank 2-3 in the SEC in assist-to-turnover ratio.
- Arkansas (406) and Auburn (379) rank 2-3 in the SEC in assists.
- Auburn (9.1 avg) and Arkansas (8.1 avg) rank among the NCAA top 25 in steals.

Did You Know...

Daniel Gafford is one of four players in the NCAA to shoot 60 percent from the field while averaging over 15 points and eight rebounds.

Player	FG%	PPG	RPG
Daniel Gafford, Arkansas	66.1%	16.56	8.80
Matt Rafferty, Furman	63.4%	17.11	8.96
Raasean Davis, NC Central	65.5%	15.15	9.27
Zion Williamson, Duke	68.3%	22.44	9.16

Gafford ranks fifth in the NCAA in field goal percentage (.661) and is the only player in the SEC to rank among the top 10 in field goal percentage (1st; .661), scoring (5th, 16.6 avg.), rebounding (2nd; 8.8 avg.), blocked shots (4th, 2.0 avg.), offensive rebounds (2nd; 2.80 avg.) and defensive rebounds (2nd; 6.00 avg.).

Gafford Makes Kareem Abdul-Jabbar Top 10

The Naismith Memorial Basketball Hall of Fame announced on Feb. 8 that Arkansas sophomore Daniel Gafford is one of 10 candidates for the 2019 Kareem Abdul-Jabbar Center of the Year Award.

The annual honor in its fifth year recognizes the top centers in men's college basketball.

Also making the top 10 list are 2018-19 Razorback opponents Nico Carvacho (Colorado State) and Charles Bassey (Western Kentucky).

Gafford, Sporting News Midseason All-American



The Sporting News announced its 2018-19 Midseason All-American squad on Jan. 15 and Arkansas sophomore Daniel Gafford was selected to the third team.

Gafford and Tennessee's Grant Williams were the only two SEC players on the 15-member team.

Hey Joe, Where You Going with That Ball in Your Hand?

Isaiah Joe is going into the record books as he set on school record, is on pace for a second school record, is threatening an SEC record and could have one of the top freshman seasons in NCAA history.

COMPARING THE TEAMS

	76.9	.449	.335	.663	34.8	16.5	5.0	8.1	-3.7	1.2	73.2	.417
	OFF PPG	OFF FG%	OFF 3PT%	OFF FT%	REBS /GM	ASSTS PER GM	BLKS PER GM	STEALS PER GM	REB MARGIN	ASST-TO RATIO	OPP PPG	OPP FG%
	81.7	.453	.373	.700	36.8	15.2	5.2	9.1	+1.9	1.2	67.9	.420

#FASTEST40



@RazorbackMBB



/RazorbackMBB



@RazorbackMBB



MIKE ANDERSON

HEAD COACH • TULSA '82

CAREER NUMBERS

At Arkansas: 165-97 (8 Years)

2018-19	»	14-11
2017-18	»	23-12 (NCAA First Round)
2016-17	»	26-10 (NCAA Second Round)
2015-16	»	16-16
2014-15	»	27-9 (NCAA Third Round)
2013-14	»	22-12 (NIT Second Round)
2012-13	»	19-13
2011-12	»	18-14

At Missouri: 111-57 (5 Years)

2010-11	»	23-11 (NCAA Second Round)
2009-10	»	23-11 (NCAA Second Round)
2008-09	»	31-7 (NCAA Elite Eight)
2007-08	»	16-16
2006-07	»	18-12

At UAB: 89-41 (4 Years)

2005-06	»	24-7 (NCAA First Round)
2004-05	»	22-11 (NCAA Second Round)
2003-04	»	22-10 (NCAA Sweet 16, C-USA Co-Champs)
2002-03	»	21-13 (NIT Quarterfinals)

Overall Record

365-195 (17th Year)

- 8TH SEASON AS ARKANSAS HEAD COACH
- 17TH SEASON AS HEAD COACH OVERALL
- 25TH SEASON AT ARKANSAS OVERALL

IT'S A NUMBERS GAME

Postseason Tournaments

1 2 3 4 5 6 7 8 9 10 11

20-Win Seasons

1 2 3 4 5 6 7 8 9 10 11

NCAA Tournaments

1 2 3 4 5 6 7 8 9

30-Win Seasons

1

Losing Seasons

0

PERSONAL INFO

Born: Dec. 12, 1959

Hometown: Birmingham, Ala.

Alma Mater: Tulsa (1982)

Wife: Marcheita

Children: Darcheita, Michael Jr., Yvonne

Date Named Head Coach at Arkansas: March 23, 2011

CONSISTENCY

Head coach Mike Anderson is one of just four current Division I coaches with 15-plus years of head coaching experience and zero losing seasons. He is the only coach to accomplish the feat at three different programs.

Razorback Nation welcomed home one of its own on March 23, 2011, when Mike Anderson was named the 12th head men's basketball coach in Arkansas history. Charged with bringing back the winning tradition that was synonymous with the Razorback program throughout the '80s and '90s, Anderson has accomplished that and is in his eighth season at Arkansas – 17th as a head coach.

Anderson has brought Arkansas back national relevance by leading the Razorbacks to back-to-back NCAA Tournament berths and postseason appearances in four of the last five years. The Razorbacks won 49 games over the 2016-17 and 2017-18 seasons, rank among the top three in league wins over the last six seasons and the Hogs are one of just two teams in the SEC to finish with a .500 winning percentage or better in league play over the last six years. This success has helped Arkansas' last two recruiting classes rank among the nation's top 25, snagging seven of the top eight players in the state over the span.

During his first seven seasons at Arkansas, Anderson produced a 156-88 record and is the first head coach in program history to win 18 or more games in each of his first four years. Anderson has also re-established Bud Walton Arena as one of the toughest places to play and brought excitement back to the tradition-rich program. Since his return to Fayetteville, the Razorbacks rank among the NCAA top 10 in home victories in the country with 120.

The success on-and-off the court has translated into great fan support as Arkansas has ranked among the top 25 in national attendance each of the last seven years, including No. 10 in 2017-18. Also, in August of 2018, Anderson was honored by the Burlsworth Foundation for his contributions to the state.

5

» Five Arkansas players have earned SEC Academic Honor Roll recognition each of the last five years.

19

» Arkansas has had 19 players graduate since May 2014, averaging nearly four graduates per year.

22

» During the last five years, men's basketball has earned 22 SEC All-Academic honors, including seven in 2015-16.



PLAY HARD ACT RIGHT

2018-19 RAZORBACKS

No.	Name	Pos.	Yr.	Ht.	Wt.	Hometown	High School/Previous School
0	Desi Sills	G	Fr.	6-2	196	Jonesboro, Ark.	Jonesboro HS
1	Isaiah Joe	G	Fr.	6-5	167	Fort Smith, Ark.	Fort Smith Northside HS
2	Adrio Bailey	F	Jr.	6-6	222	Campti, La.	Lakeview HS
3	Khalil Garland	G	R-Fr.	6-5	198	Little Rock, Ark.	Parkview Magnet HS
4	Emeka Obukwelu	F	Jr.	6-8	222	Plano, Texas	West Plano HS / UT-Tyler
5	Jalen Harris	G	R-So.	6-2	166	Wilson, N.C.	Word of God Christian Acad. / New Mexico
10	Daniel Gafford	F	So.	6-11	233	El Dorado, Ark.	El Dorado HS
11	Keyshawn Embery-Simpson	G	Fr.	6-3	202	Midwest City, Okla.	IMG Academy (Fla.)
12	Ty Stevens	G	So.	6-2	180	Republic, Mo.	Republic HS
13	Mason Jones	G	So.	6-5	207	Desoto, Texas	Triple A Academy / Connors State College
15	Jonathan Holmes	G	Jr.	5-10	190	Columbia, Ill.	Columbia HS
22	Gabe Osabuohien	F	So.	6-8	221	Toronto, Canada	Southwest Christian Academy (Ark.)
23	Ibrahim Ali	F	Fr.	6-10	244	Maumelle, Ark.	Maumelle HS
24	Ethan Henderson	F	Fr.	6-8	210	Little Rock, Ark.	Parkview Magnet HS
35	Reggie Chaney	F	Fr.	6-8	222	Tulsa, Okla.	Findlay Prep (Nev.)
	Justice Hill	G	Fr.	5-11	170	Little Rock, Ark.	Little Rock Christian Academy

Head Coach:	Mike Anderson	Tulsa 1982	8th year as Arkansas Head Coach
Associate Head Coach:	Melvin Watkins	Charlotte, 1977	8th year at Arkansas
Assistant Coach:	TJ Cleveland	Arkansas, 2002	8th year at Arkansas
Assistant Coach:	Scotty Thurman	Philander Smith College 2003	9th year at Arkansas
Director of Basketball Operations:	Matt Zimmerman	Arkansas, 1990	8th year at Arkansas
Dir. of Student-Athlete Development:	Jeff Daniels	Montevallo, 1982	8th year at Arkansas
Special Assistant to Head Coach:	Will Bartlett	Missouri, 2009	8th year at Arkansas
Video Coordinator:	Riley Hall	Arkansas, 2016	3rd year at Arkansas
Head Athletic Trainer:	David England	Arkansas, 1980	36th year at Arkansas
Head Strength Coach:	Dave Richardson	Louisiana-Monroe, 1989	1st year at Arkansas
Graduate Assistant:	Velton Kennedy	Arkansas, 2017	2nd year at Arkansas
Graduate Assistant:	Trey Thompson	Arkansas, 2018	1st year at Arkansas

ROSTER BY STATE

Arkansas (7)

0	Desi Sills	Jonesboro
1	Isaiah Joe	Fort Smith
3	Khalil Garland	Little Rock
10	Daniel Gafford	El Dorado
23	Ibrahim Ali	Maumelle
24	Ethan Henderson	Little Rock
	Justice Hill	Little Rock

Canada (1)

22	Gabe Osabuohien	Toronto
----	-----------------	---------

Illinois (1)

15	Jonathan Holmes	Columbia
----	-----------------	----------

Louisiana (1)

2	Adrio Bailey	Campti
---	--------------	--------

Missouri (1)

12	Ty Stevens	Republic
----	------------	----------

North Carolina (1)

5	Jalen Harris	Wilson
---	--------------	--------

Texas (2)

4	Emeka Obukwelu	Plano
13	Mason Jones	Desoto

Oklahoma (2)

11	Keyshawn Embery-Simpson	Midwest City
35	Reggie Chaney	Tulsa

PRONUNCIATION GUIDE

23	Ibrahim (Ibby)	IB-ra-him (IB-ee)
	Ali	ALL-lee
2	Adrio Bailey	A-Dree-O
4	Emeka	Eh-MEHK-uh
	Obukwelu	Oh-Boo-KWEL-lu
22	Gabe Osabuohien	oh-sah-BOY-en
0	Desi Sills	Dez-ee

ROSTER BY CLASS

Seniors: 0

Juniors: 3 (1 Scholarship - 1 walk-on - 1 ineligible transfer)

2	Adrio Bailey	Junior
15	Jonathan Holmes (walk-on)	Junior
4	Emeka Obukwelu (walk-on, ineligible 2018-19)	Junior

Sophomores: 5 (4 scholarship - 1 walk-on)

5	Jalen Harris	Redshirt Sophomore
10	Daniel Gafford	Sophomore
22	Gabe Osabuohien	Sophomore
13	Mason Jones	Sophomore
12	Ty Stevens (walk-on)	Sophomore

Freshmen: 8 (5 active - 3 inactive)

0	Desi Sills	Freshman
1	Isaiah Joe	Freshman
11	Keyshawn Embery-Simpson	Freshman
24	Ethan Henderson	Freshman
35	Reggie Chaney	Freshman
	Justice Hill (practice player)	Freshman
3	Khalil Garland (will not play '18-19)	Redshirt Freshman
23	Ibrahim Ali (scheduled to redshirt)	Freshman

✓RECORD WATCH 1: Joe set the Arkansas freshman record for 3-pointers made in a season at Missouri. He has made 87 3-pointers, breaking the previous mark of 83 by Rotnei Clarke in 2009.

• RECORD WATCH 2: With 7 guaranteed games left (6 regular season and 1 SEC tourney), Joe is currently on pace to finish with 111 3-pointers made this season. The Arkansas record for 3's made in a season is 102 by Scotty Thurman in 1994-95.

• RECORD WATCH 3: At Joe's current on pace of finishing with 111 3-pointers made, he would threaten the SEC freshman leader for 3-pointers made. The current record is 113 by Kentucky's Jamal Murray (2015-16).

• RECORD WATCH 4: If Joe finishes with 111 3-pointers made, he would rank sixth all-time among NCAA freshman. Current freshman Antoine Davis of Detroit Mercy leads the NCAA in 3-point shooting and is just four treys away from Stephen Curry's freshman record of 122.

Joe Leads NCAA Frosh in 3-PT %

• Isaiah Joe ranks 27th in the NCAA overall in 3-point field goal percentage (.433) but **he leads all NCAA freshmen in the category.**

• Joe, **who leads all SEC players in 3's made**, ranks second among NCAA freshmen in both 3-pointers made (87) and 3-pointers made per game (3.48). The NCAA leader, also a freshman, is Antoine Davis of Detroit Mercy (4.56 per game).

Sustained Success, Elite SEC Company

• The Razorbacks are one of two teams in the league to finish .500 or better in SEC play each of the last six years.

Last Time Out for Razorbacks

• Arkansas had a cold start to the second half and Mississippi State used a 23-1 run to get a 77-67 win at Bud Walton Arena.

• Arkansas scored the first two points of the second half on two free throws by Daniel Gafford, but the Razorbacks would ultimately miss its first 14 shots from the field. Mississippi State went from down eight to up 14 midway through the second half.

• However, Mason Jones, who tied a career-high with 30 points, kept Arkansas within striking distance. The Bulldogs never folded and Quindary Weatherspoon thwarted Arkansas' final push with a 3-pointer from the top of the key to put his Bulldogs up 12 with three minutes to play.

• Weatherspoon finished with 22 and was joined in double figures by Tyson Carter (18), Reggie Perry (12) and Robert Woodard II (10).

• As cold as Arkansas was in the second half, it started the game making its first five shots with three 3-pointers. However, Arkansas committed seven turnovers in the first eight minutes en route to a season-high 20 turnovers for the game.

Turnover Margin

• Arkansas forced 21 turnovers at South Carolina and only committed 14. The next game, at Mizzou, Arkansas only had 12 turnovers. **It was the first two times this season the Razorbacks committed fewer than 15 turnovers and lost (9-2).**

• Over the last eight games, Arkansas has forced 20-plus turnovers four times.

• On offense over the last six games, Arkansas is only turning the ball over 13.2 times, including a season-low four versus Georgia.

CHARGE! 33 over Last 13 (2.5 avg)

• Arkansas took six charges in the win over Vanderbilt, including two by Isaiah Joe. It was the second time this season the Razorbacks took six in a game - UT Arlington being the other.

• Arkansas has taken at least one charge in 13 straight games.

• Over that 13-game span, Arkansas has taken a total of 333 charges -2.54 per game.



ALI Ibrahim / #23 BAILEY Adrio / #2 CHANEY Reggie / #35 EMBERY-SIMPSON Keyshawn / #11 GAFFORD Daniel / #10 GARLAND Khalil / #3 HARRIS Jalen / #5 HENDERSON Ethan / #24



HILL Justice HOLMES Jonathan / #15 JOE Isaiah / #1 JONES Mason / #13 OBUKWELU Emeka / #4 OSABUOHIE Gabe / #22 SILLS Desi / #0 STEVENS Ty / #12



DESI SILLS

0 G • Fr. • 6-2 • 196
Jonesboro, Ark.

Year	GP	GS	Min	Avg	FG	FGA	Pct	3FG	3FGA	Pct	FT	FTA	Pct	Off	Def	Tot	Avg	PF	FO	Ast	TO	Blk	Stl	Pts	Avg
2018-19	25	0	360	14.4	28	70	.400	11	34	.324	22	33	.667	7	20	27	1.1	44	0	42	36	0	13	89	3.6

Among those without a start, second on the team in minutes off the bench (14.4) and been first (or tied) sub in 13 of 25 games ... Leads bench players with 42 assists ... Scored career-high 14 at Texas A&M, including 13 in the 1st half ... A consensus top 50 pick among the nation's top point guards ... Two-time, 1st team 6A All-State selection (2017 and 2018).

CAREER HIGHS

PTS: 14 at Texas A&M (01/05/19)
REB: 3 (3x) last vs. Missouri (01/23/19)
AST: 6 vs. FIU (12/01/18)
STL: 2 (2x) last vs. Austin Peay (12/28/18)
BLK: --



ISAIAH JOE

1 G • Fr. • 6-5 • 167
Fort Smith, Ark.

Year	GP	GS	Min	Avg	FG	FGA	Pct	3FG	3FGA	Pct	FT	FTA	Pct	Off	Def	Tot	Avg	PF	FO	Ast	TO	Blk	Stl	Pts	Avg
2018-19	25	25	740	29.6	111	258	.430	87	201	.433	37	51	.725	15	49	64	2.6	47	0	42	30	2	38	346	13.8

SEC Player of the Week (12/3) as he scored 34 points and made 10-of-3 3's vs. FIU ... 15th in NCAA in 3's made/gm (3.48) ... Among NCAA Freshmen, 1st in 3PT FG% (.433) and 2nd in 3-pointers made ... Scored double-digits in each of the first 13 games and 20 of 25 ... Leads team in steals (38) and charges taken (20) ... Was the USA TODAY and Gatorade Arkansas Player of the Year.

CAREER HIGHS

PTS: 34 vs. FIU (12/01/18)
REB: 5 (3x) last at Ole Miss (01/19/19)
AST: 5 (2x) last vs. Vanderbilt (02/05/19)
STL: 5 (2x), last vs. Austin Peay (12/28/18)
BLK: 1 (2x) last at S. Carolina (02/09/19)



ADRIO BAILEY

2 F • Jr. • 6-6 • 222
Campti, La.

Year	GP	GS	Min	Avg	FG	FGA	Pct	3FG	3FGA	Pct	FT	FTA	Pct	Off	Def	Tot	Avg	PF	FO	Ast	TO	Blk	Stl	Pts	Avg
2018-19	25	23	493	19.7	62	134	.463	2	9	.222	29	48	.604	22	60	82	3.3	68	2	22	24	17	20	155	6.2
CAREER	83	41	1132	13.6	137	271	.506	2	9	.222	55	100	.550	64	132	196	2.4	156	3	46	53	47	49	331	4.0

A team captain ... Scored 8 pts and played SEC-best 27 minutes vs. Miss State ... Set SEC career highs at USC & led team in both rebounds (6) and steals (3) ... Represents Arkansas on the SEC Men's Basketball Leadership Council ... 2nd on team with 77 deflections ... Had career-high 20-point effort vs UC Davis where he made 1st career 3-pointer ... Also vs UCD, scored 8 pts during 22-1 run to put game away.

CAREER HIGHS

PTS: 20 vs. UC Davis (11/12/18)
REB: 7 (2x) last vs. Oklahoma (11/23/17)
AST: 3 vs. Fresno State (11/17/17)
STL: 3 (5x) last at S. Carolina (01/09/10)
BLK: 5 vs. North Carolina (11/24/17)



JALEN HARRIS

5 G • R-So. • 6-2 • 166
Wilson, N.C.

Year	GP	GS	Min	Avg	FG	FGA	Pct	3FG	3FGA	Pct	FT	FTA	Pct	Off	Def	Tot	Avg	PF	FO	Ast	TO	Blk	Stl	Pts	Avg
2018-19	25	25	774	31.0	72	199	.362	8	57	.140	67	95	.705	13	58	71	2.8	57	1	146	44	4	28	219	8.8
CAREER	56	43	1413	25.2	119	306	.389	15	84	.179	105	146	.719	15	112	127	2.5	121	1	218	84	7	53	358	6.4

A team captain ... 7th in NCAA / 1st in SEC in assist-turnover ratio (3.32) ... 26th in NCAA in assists (5.8) ... 7 games w/ no turnovers and 5 w/ just 1 ... Had career-high 17 points (7-10 FT) at USC ... Scored 15 pts at TX A&M, adding 9 assists ... Career-high 12 assists at Colorado St. ... Double-doubles vs Montana St (11 pts & 11 asts) and vs. UTSA (11 pts & 10 asts) ... 10 assists vs. FIU and at Mizzou.

CAREER HIGHS

PTS: 17 at South Carolina (02/09/19)
REB: 9 vs. Nevada (01/07/17)
AST: 12 at Colorado State (12/05/18)
STL: 4 at Colorado State (12/05/18)
BLK: 2 vs. Georgia (01/29/19)



DANIEL GAFFORD

10 F • So. • 6-11 • 233
El Dorado, Ark.

Year	GP	GS	Min	Avg	FG	FGA	Pct	3FG	3FGA	Pct	FT	FTA	Pct	Off	Def	Tot	Avg	PF	FO	Ast	TO	Blk	Stl	Pts	Avg
2018-19	25	25	722	28.9	162	245	.661	0	0	.000	90	151	.596	70	150	220	8.8	72	3	21	66	50	27	414	16.6
TOTAL	60	51	1512	25.2	326	516	.632	0	0	.000	175	312	.561	147	290	437	7.3	186	6	45	103	126	46	827	13.8

A team captain ... Kareem Abdul-Jabbar Top 10 Finalist and Sporting News Midseason All-American (3rd tm) ... SEC Player of the Week (27 pts & 12 rebs vs. Indiana) ... 8 double-doubles ... Career-high 32 vs LSU ... 5th NCAA in FG% (.661) ... 2nd in SEC w/ 8.8 ppg ... Team-best 127 deflections ... Preseason 1st team All-SEC ... Consensus lottery pick on Mock Drafts.

CAREER HIGHS

PTS: 32 vs. LSU (01/12/19)
REB: 14 vs. UTSA (12/15/18)
AST: 4 vs. Oral Roberts (12/19/17)
STL: 3 (2x) last vs. Austin Peay (12/28/18)
BLK: 7 (2x) last vs. Auburn (02/27/18)



KEYSHAWN EMBURY-SIMPSON

11 G • Fr. • 6-3 • 202
Midwest City, Okla.

Year	GP	GS	Min	Avg	FG	FGA	Pct	3FG	3FGA	Pct	FT	FTA	Pct	Off	Def	Tot	Avg	PF	FO	Ast	TO	Blk	Stl	Pts	Avg
2018-19	25	0	387	15.5	40	118	.339	20	74	.270	18	26	.692	6	26	32	1.3	31	0	17	15	2	20	118	4.7

Among those without start, leads team in scoring (4.7 ppg) & minutes off the bench (15.5) ... 1st sub in 6 of last 7 games ... Made 3-pointer with 14 seconds left vs. Vandy for a 67-66 lead ... Career-high 16 pts at Ole Miss and at LSU ... Played his senior year at IMG Acad. (Fla) ... 247Sports.com tabbed him the 22nd-best point guard in the nation ... As a junior at Midwest City HS, was ranked #1 player in the state.

CAREER HIGHS

PTS: 16 (2x) last at LSU (02/02/19)
REB: 3 (3x) last vs. Georgia (01/29/19)
AST: 3 (2x) last at Tennessee (01/16/19)
STL: 3 vs. FIU (12/01/18)
BLK: 1 (2x) last vs. UTSA (12/15/18)



MASON JONES

13 G • So. • 6-5 • 207
Desoto, Texas

Year	GP	GS	Min	Avg	FG	FGA	Pct	3FG	3FGA	Pct	FT	FTA	Pct	Off	Def	Tot	Avg	PF	FO	Ast	TO	Blk	Stl	Pts	Avg
2018-19	25	25	769	30.8	104	253	.411	56	159	.352	95	118	.805	14	92	106	4.2	60	2	75	50	5	24	359	14.4

Career-high 30 pts vs. Florida and Miss State ... Scored game winner 2x this season - FT w/ 2seconds left vs. Indiana and FG with 22 seconds left at #19 LSU ... Led team in scoring 8x, assists 7x & both points and assists in same game 4x ... 2nd on team scoring, rebounds & assists ... Had career-high 7 assists with no turnovers versus Indiana ... Had double-double (19 and 10) vs. FIU.

CAREER HIGHS

PTS: 30 (2x) vs. MisF State (02/16/19)
REB: 10 vs. FIU (12/01/18)
AST: 7 vs. Indiana (11/18/18)
STL: 3 (2x) last vs. Texas State (12/22/18)
BLK: 1 (5x) last at S. Carolina (02/09/19)



JONATHAN HOLMES

15 G • Jr. • 5-10 • 190
Columbia, Ill.

Year	GP	GS	Min	Avg	FG	FGA	Pct	3FG	3FGA	Pct	FT	FTA	Pct	Off	Def	Tot	Avg	PF	FO	Ast	TO	Blk	Stl	Pts	Avg
2018-19	3	0	7	2.3	0	5	.000	0	3	.000	0	0	.000	0	0	0	0.0	1	0	0	0	0	0	0	0
CAREER	20	0	32	1.6	7	25	.280	2	13	.154	1	2	.500	2	2	4	0.2	3	0	1	2	0	1	17	0.9

Fan favorite ... Given scholarship on Feb. 7, 2019 ... Last season saw action in 11 games and scored 15 points with three rebounds ... Hit his first collegiate 3-pointer versus Bucknell and added a trey versus Troy ... As a freshman, SEC First-Year Academic Honor Roll ... Played in six games as a walk-on.

CAREER HIGHS

PTS: 3 (2x) last vs. Oral Roberts (12/19/17)
REB: 1 (4x) last vs. Vanderbilt (02/10/18)
AST: 1 vs. Samford (11/10/17)
STL: 1 vs. Bucknell (11/12/17)
BLK: 0 --



GABE OSABUOHEN

22 F • So. • 6-8 • 221
Toronto, Canada

Year	GP	GS	Min	Avg	FG	FGA	Pct	3FG	3FGA	Pct	FT	FTA	Pct	Off	Def	Tot	Avg	PF	FO	Ast	TO	Blk	Stl	Pts	Avg
2018-19	25	0	330	13.2	24	75	.320	5	21	.238	18	39	.462	33	39	72	2.9	72	4	30	31	10	16	71	2.8
CAREER	45	0	466	10.4	34	100	.340	5	25	.200	20	49	.408	39	61	100	2.2	93	4	37	42	13	19	93	2.1

Pronounced oh-sah-BOY-en ... High energy guy off the bench ... 1st sub off bench in 17 of 25 games ... 2nd on the team with 19 charges taken ... Last year, 2nd-t on team in charges taken with 8 ... Had career-high 13 pts at Ole Miss and career-high 8 rebounds vs. Florida ... Made (5) and took (7) career-high FT at Tennessee ... Made 1st career 3-pointer to give Arkansas 38-35 lead at halftime vs. Indiana.

CAREER HIGHS

PTS: 13 at Ole Miss (01/19/19)
REB: 8 vs. Florida (01/09/19)
AST: 6 at LSU (02/02/19)
STL: 2 (3x) last vs. Vanderbilt (00/05/19)
BLK: 2 vs. Georgia (01/29/19)



ETHAN HENDERSON

24 F • Fr. • 6-8 • 210
Little Rock, Ark.

Year	GP	GS	Min	Avg	FG	FGA	Pct	3FG	3FGA	Pct	FT	FTA	Pct	Off	Def	Tot	Avg	PF	FO	Ast	TO	Blk	Stl	Pts	Avg
2018-19	6	0	22	3.7	2	2	1.000	0	0	.000	1	3	.333	2	4	6	1.0	3	0	1	3	1	3	5	0.8

Had two steals and a put-back basket at Tennessee ... Rated the top player in Arkansas by 247Sports.com, ESPN.com and Future150.com, which also tabbed him the 30th-best power forward in the nation ... Named to the USA TODAY All-Arkansas first team ... Helped Parkview HS win the 2018 and 2016 5A state championships.

CAREER HIGHS

PTS: 3 vs. FIU (12/01/18)
REB: 2 (2x) last vs. UTA (11/23/18)
AST: 0
STL: 2 at Tennessee (01/15/19)
BLK: 1 vs. Montana State (11/21/18)



REGGIE CHANEY


35 F • Fr. • 6-8 • 222
Tulsa, Okla.

Year	GP	GS	Min	Avg	FG	FGA	Pct	3FG	3FGA	Pct	FT	FTA	Pct	Off	Def	Tot	Avg	PF	FO	Ast	TO	Blk	Stl	Pts	Avg
2018-19	25	2	406	16.2	62	113	.549	0	0	.000	13	26	.500	30	62	92	3.7	63	1	16	37	33	13	137	5.5


Had career-high 5 BLKS vs. UGA & added 6 rebs ... Had a BLK in 15 straight gms (Gms 2-16) ... Career-highs 12 pts vs. Austin Peay & LSU ... Started vs. Austin Peay and at Ole Miss ... Set/tied career highs in assists (4), steals (4) & blocks (3) vs. UTSA ... Had 3 blocks vs. Indiana & Ga Tech ... On the USA TODAY All-Nevada second team (Findley Prep) ... As junior, rated #3 overall prospect from TX (Frisco Liberty HS).

CAREER HIGHS

PTS: 12 (2x) last vs. LSU (01/12/19)
REB: 8 (2x) last at Colorado St. (12/05/18)
AST: 4 (2x) last vs. Missouri (01/23/19)
STL: 4 (2x) last vs. LSU (01/12/19)
BLK: 5 vs. Georgia (01/29/19)



1980-82 - Student-Athlete




1982-85 - Volunteer Assistant



1985-89 - Volunteer Assistant
1989-00 - Assistant Coach
2000-02 - Assistant Head Coach



2002-06 - Head Coach
89-41 (.680)



2006-11 - Head Coach
111-57 (.660)



2011-Present - Head Coach
165-97 (.630)

- ^ Arkansas's totals were bolstered by taking four charges at LSU, six versus Vanderbilt and three at South Carolina.
- Gabe Osabuohien took three charges at LSU. It was the second time this season he has taken three in a game (also versus UT Arlington) and the third time a Razorback has done so as Isaiah Joe took three versus UT Arlington.
- Joe took two at South Carolina and one at Missouri to take over the team lead with 20 charges taken this season. Osabuohien is second with 19.
- Last season, Daniel Gafford led the team by taking nine charges and Osabuohien tied for second with eight.
- Overall, the Razorbacks took 47 charges last season and have taken 56 to date this season.**

Slam Dunk; Razorbacks Reach Century Again - On Pace to Break Last Year's Record

- The Razorbacks threw down 10 dunks in the win over Montana State - the second-best, single-game total in the Mike Anderson era. Arkansas added nine versus FIU.
- Arkansas has 110 dunks in 25 games this season, an average of 4.4 per game, and on pace for 140.
- Arkansas' 124 dunks last season (3.5 per game) were the most of the Mike Anderson era. The only other Arkansas team to reach 100 dunks in a season was the 2014-15 team who totaled exactly 100 dunks.

Gafford Backing Hype

- Daniel Gafford was on four preseason National Player of the Year Watch lists, named to the Sporting News 2019 Midseason All-American team and is one of 10 finalist for the Kareem Abdul-Jabbar Award.
- He has eight double-doubles, second-best in the SEC. He only had three in 35 games as a freshman. Gafford has scored in double figures 21 times and pulled down double digits in rebounds 11 times.
- In games Gafford has a double-double, he averages 17.8 pts 11.4 rebs Arkansas is 7-1**
- In games Gafford does not have a double-double, he averages 16.0 pts 7.6 rebs Arkansas is 7-10**
- Gafford ranks fifth in the NCAA and first in the SEC in field goal percentage (.6610).**
- Gafford not only is the only player the SEC top rank among the top five in the following categories, he is the only player in the SEC to rank among the league's top 10 in scoring (5th, 16.6), rebounding (2nd, 8.8), blocked shots (4th, 2.0), offensive rebounds (2nd, 2.8) and defensive rebounds (2nd, 6.0).** In fact, he and Alabama's Donta Hall are the only two players to rank among the top 5 in both offensive and defensive rebounds.
- Gafford was named **SEC Player of the Week** for his play in leading Arkansas to a win over Indiana, scoring a then career-high 27 points and tying a then career-high with 12 rebounds.
- Gafford tied a school record, making 8-of-8 shots from the field versus Montana State. He is the 8th Razorback to make at least all 8 shot attempts in a game and the first to do so twice in his career (also going 8-of-8 versus Minnesota last season).
- At Colorado State, battled foul trouble in the first half and did not attempt a field goal. He scored 10 points and had six rebounds in the second half and spurred a 13-0 run to put the game away.
- Had a career-high 14 rebounds vs. UTSA and tallied his fourth double-double (13 pts and 14 boards).
- Gafford posted a career-high 32 points versus LSU, making career-highs 14 shots and having a career-high 19 attempts.
- Made a career-high 10 free throws** (on 12 attempts) in scoring 28 points in a win over Vanderbilt.

ARKANSAS CAREER BLOCKED SHOTS

1.	345	Oliver Miller	1989-92
2.	318	Steven Hill	2005-08
3.	256	Moses Kingsley	2014-17
4.	252	Andrew Lang	1985-88
5.	194	Darian Townes	2005-08
6.	130	Nick Davis	1996-98
7.	126	DANIEL GAFFORD	2018-pres.

No Ordinary Joe; SEC's Top 3-Point Shooter; Sets Arkansas Frosh Record

- Isaiah Joe has made at least one 3-pointer in 23 of 25 games (was 0-for-1 vs. LSU and 0-for-5 at Texas Tech) and made at least three 3-pointers in a game 16 times this season.
- Most recently, he made six in the win versus Vanderbilt with four coming on Arkansas's last five possessions of the first half against the Commodores to get Arkansas to within one at the break, 35-34.
- At Missouri, Joe made four treys and **SET THE ARKANSAS FRESHMAN RECORD FOR 3-POINTERS MADE IN A SEASON.** He now has 87 for the season with the previous record being 83 by Rotnei Clarke in 2009.
- He **RANKS 15TH THE NCAA** and **FIRST IN THE SEC** in 3-pointers made per game (3.48). He also leads the SEC in 3-pointers made (87), which ranks 18th-best in the NCAA.
- More impressively, while he is second in the SEC in 3-attempted (201), he is second in the SEC and is **tops among all NCAA freshmen** in 3-point FG% (.433).
- AMONG NCAA FRESHMEN:**
 - 1st in 3-pt FG pct. (.433)** **2nd among NCAA Frosh is .430**
 - 2nd in 3-pt FG made per game (3.48)** **NCAA FR & Overall Leader (Detroit Mercy's Antoine Davis - 4.56)**
 - 2nd in 3-pt FG made (87)** **NCAA FR Leader & 2nd Overall (Detroit Mercy's Antoine Davis - 118)**
- RECORD WATCH:** With seven guaranteed games left (6 regular-season and at least one at SEC Tourney), Joe is on pace to finish with 111 3's made. That would break the Arkansas single-season mark of 102, set by Scotty Thurman in 1994-95.
- SEC RECORD WATCH:** Joe is on pace to make 111 3-pointers. The SEC freshman record for 3-pointers made in a season is 113 by Kentucky's Jamal Murray in the 2015-16 season.

Harris Helper

- Jalen Harris, who scored a career-high 17 points at South Carolina, **has seven games this season with no turnovers** and five more game with just one turnover. With that, he ranks **7TH IN THE NCAA** and **FIRST in the SEC** in assist-to-turnover ratio (3.23). He is 26th in the NCAA and 4th in the SEC in assists per game (5.8).
- RECORD WATCH:** With seven guaranteed games left (6 regular-season and at least one at SEC Tourney), Jalen Harris is on pace to have 180 assists this season, which would rank the school's top 10 single-season list. The Arkansas single-season record for assists is 219, set by Kareem Reid in 1995-96.

MASON-ry; Building a Nice Resume

- Mason Jones has figured prominently in Arkansas' most recent wins and is having an impressive campaign overall.
- Jones has led the team in both scoring and assists in the same game four times this season (Georgia Tech, Texas State, Florida and Georgia). Overall, he has led the team in scoring eight times, while leading the team in assists seven times and rebounding twice.
- Jones ranks second on the team in scoring (14.4), rebounding (4.2) and assists (7.5).
- Last Saturday, he tied a career-high with 30 points versus Mississippi State, making five 3-pointers.

THE GAFFORD FILE

2019 KAREEM ABDUL-JABBAR TOP 10

- On Feb. 8, the preseason list was trimmed from 21 to 10 candidates as determined by the Naismith Memorial Basketball Hall of Fame. The award recognizes the top center in men's college basketball.

2019 SPORTING NEWS MIDSEASON ALL-AMERICAN

- One of 15 players. Gafford was named to the third team and was one of just two SEC players to make the list (UT's Grant Williams was 1st team pick).

2019 CITIZEN NAISMITH TROPHY PRESEASON WATCH LIST

- One of 50 candidates as named by the Atlanta Tipoff Club for the 2019 Citizen Naismith Trophy Men's Player of the Year honor.

2019 LUTE OLSON AWARD PRESEASON WATCH LIST

- One of 40 candidates for the top Division I player in college basketball. The award is determined by a committee consisting of current DI head coaches, retired head coaches, athletic directors and/or conference administrators, members of the national media and collegeinsider.com staff members.

SEC PLAYER OF THE WEEK (Nov. 20, 2018)

2018-19 PRESEASON FIRST TEAM ALL-SEC

- Media and Coaches**

2017-18 SEC ALL-FRESHMAN TEAM

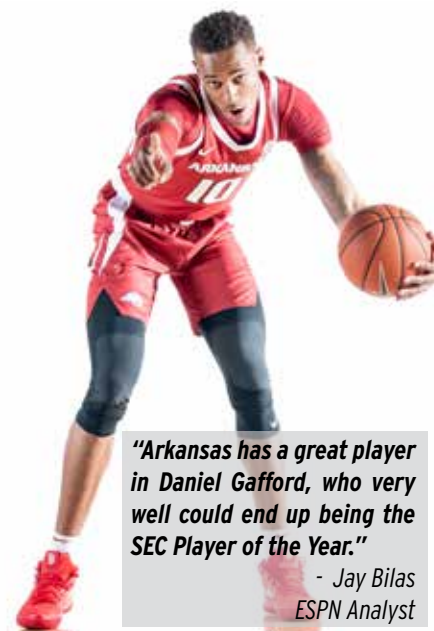
- Was 3x SEC Freshman of the Week**

THE 2019 NBA MOCK DRAFTS

- Is projected to be a NBA Lottery pick in the 2019 draft, including (as of Oct. 20, 2018):
 - 7th by NBC Sports
 - 8th by Sports Illustrated
 - 8th by CBS Sports
 - 8th by BustingBrackets.com
 - 9th by Forbes
 - 10th by ESPN
 - 10th by NBADraft.net
 - 11th by Draftsite.com
 - 13th by BleacherReport.com
 - 14th by SBNation.com

HOW HE SPENT HIS SUMMER

- Invited to participate in the Nike Basketball Academy in Los Angeles. The annual developmental camp allowed 25 highly-touted college basketball players the opportunity to learn and train with current and past NBA superstars through a series of off-court workouts, drills, film sessions and 5-on-5 competition.



"Arkansas has a great player in Daniel Gafford, who very well could end up being the SEC Player of the Year."

- Jay Bilas
ESPN Analyst

MISCELLANEOUS STATS
Double-Figure Scoring Games

Player	16-17	17-18	18-19	Career
Gafford	NA	22	20	42
Joe	NA	NA	20	20
Jones	NA	NA	18	18
Harris	2	NA	10	12
Bailey	1	3	5	9
Chaney	NA	NA	5	5
Embery-Simpson	NA	NA	4	4
Osabuohien	NA	0	1	1
Sills	NA	NA	1	1

20+ Point Scoring Games

Player	16-17	17-18	18-19	Career
Gafford	NA	2	8	10
Jones	NA	NA	6	6
Joe	NA	NA	4	4
Bailey	0	0	1	1

30+ Point Scoring Games

Player	16-17	17-18	18-19	Career
Joe	NA	NA	2	2
Gafford	NA	0	1	1
Jones	NA	NA	1	1

3+ Three-Pointers in a Game

Player	16-17	17-18	18-19	Career
Joe	NA	NA	17	17
Jones	NA	NA	9	9
Embery-Simpson	NA	NA	2	2
Sills	NA	NA	1	1

5+ Three-Pointers in a Game

Player	16-17	17-18	18-19	Career
Joe	NA	NA	7	7
Jones	NA	NA	3	3

Double Figure Rebounding Games

Player	16-17	17-18	18-19	Career
Gafford	NA	4	11	15
Jones	NA	NA	1	1

Double Figure Assists Games

Player	16-17	17-18	18-19	Career
Harris	0	NA	5	5

Double-Doubles

Player	16-17	17-18	18-19	Career
Gafford	NA	3	8	11
Harris	0	NA	2	2
Jones	NA	NA	1	1

5+ Assist Games

Player	16-17	17-18	18-19	Career
Harris	1	NA	15	16
Sills	NA	NA	4	4
Jones	NA	NA	4	4
Joe	NA	NA	2	2
Osabuohien	NA	0	1	1

3+ Steals in a Game

Player	16-17	17-18	18-19	Career
Joe	NA	NA	5	5
Bailey	0	1	3	4
Jones	NA	NA	2	2
Chaney	NA	NA	2	2
Harris	2	NA	2	4
Gafford	NA	1	1	2
Embery-Simpson	NA	NA	1	1

3+ Blocks in a Game

Player	16-17	17-18	18-19	Career
Gafford	NA	13	7	20
Chaney	NA	NA	4	4
Bailey	0	1	2	3

- He led the team in scoring (23), rebounding (6) and assists (4) in the win over Georgia.
- While he only scored 10 points at #19 LSU, those final two points – a jumper in the lane with 22 seconds left – gave Arkansas a 90-89 lead to propel the Razorbacks to the win.
- Versus Vandy, he only scored seven points, but sank two free throws with seven seconds left to give Arkansas a 69-66 lead.
- **In the SEC, Jones ranks..**
 - ^ 6th in free throws made 95
 - ^ 6th in 3-pointers attempted 159
 - ^ 7th in free throw pct. .805
 - ^ 7th in 3-pointers made 56 total
 - ^ 8th in 3-pointers made 2.24/gm
 - ^ 10th in assist-to-turnover ratio 1.50

Team Leaders
DEFLECTIONS SEASON

Daniel Gafford	127
Adrio Bailey	77
Reggie Chaney	75
Isaiah Joe	70
Mason Jones	68
Jalen Harris	66
Gabe Osabuohien	59
Keyshawn Embery-Simpson	51
Desi Sills	35

MOST IN A GAME 2018-19

10 Daniel Gafford at Colorado State
10 Reggie Chaney vs. UTSA
9 Daniel Gafford vs. Austin Peay
8 Adrio Bailey at Colorado State
8 Mason Jones at Ole Miss
7 Daniel Gafford vs. Indiana, UTSA AND Vandy
7 Isaiah Joe vs. UC Davis
7 Adrio Bailey vs. FIU
7 Reggie Chaney vs. Ga Tech

CHARGES TAKEN SEASON

Isaiah Joe	20
Gabe Osabuohien	19
Keyshawn Embery-Simpson	6
Desi Sills	3
Jalen Harris	3

MOST IN A GAME 2018-19

3 Gabe Osabuohien vs. UT Arlington AND at LSU
3 Isaiah Joe vs. UT Arlington
2 Gabe Osabuohien vs. UC Davis, Texas St AND at Ole Miss
2 Isaiah Joe vs. Florida, LSU AND Vandy

Helping Hand; 19th in the NCAA/2nd in SEC

- Arkansas has dished out at least 20 assists in a game seven times this season and has had seven games with over 70 percent of its made baskets off assists.
- Arkansas ranks 19th in the NCAA and second in the SEC in assists (16.5).
- Games of note with high assist-to-made-basket ratio:
 - Indiana 20 assists 28 FG made 71.4%
 - Montana State 29 assists 37 FG made 78.4%
 - UT Arlington 15 assists 21 FG made 71.4%
 - FIU 28 assists 42 FG made 66.7%
 - at Colorado State 29 assists 38 FG made 76.3%
 - UTSA 17 assists 23 FG made 73.9%
 - Austin Peay 21 assists 27 FG made 77.8%
 - LSU 21 assists 34 FG made 61.8%
 - Missouri 18 assists 26 FG made 69.2%
 - at LSU 20 assists 35 FG Made 57.1%
 - Vanderbilt 18 assists 23 FG Made 78.3%
- **In four of its losses, the Razorbacks only had 6 assists at Texas Tech, 8 vs. Texas, 10 vs. Western Kentucky and 10 vs. Florida.**

MOST SEC WINS IN THE...

LAST 2 YEARS 2017-2018		LAST 3 YEARS 2016-2018		LAST 4 YEARS 2015-2018		LAST 5 YEARS 2014-2018		LAST 6 YEARS 2013-2018	
1. Kentucky	26	1. Kentucky	39	1. Kentucky	57	1. Kentucky	69	1. Kentucky	81
2. Florida	25	2. Florida	34	2. ARKANSAS	44	2. Florida	60	2. Florida	74
3. ARKANSAS	22	3. ARKANSAS	31	3. Florida	42	3. ARKANSAS	54	3. ARKANSAS	64
4. Tennessee	21	4. South Carolina	30	4. Texas A&M	41	4. Texas A&M	49	4. Georgia	58
5. Auburn	20	5. Texas A&M	30	5. Georgia	37	5. Georgia	49	5. Ole Miss	57
6. South Carolina	19	6. Tennessee	27	6. South Carolina	36	6. Ole Miss	45	6. Texas A&M	56
7. Alabama	18	7. Vanderbilt	27	7. Vanderbilt	36	7. Tennessee	45	7. Tennessee	56
8. Texas A&M	17	8. Alabama	26	8. Ole Miss	36	8. Vanderbilt	43	8. Alabama	53
9. Georgia	16	9. Georgia	26	9. Tennessee	34	9. South Carolina	41	9. Vanderbilt	51
10. Vanderbilt	16	10. Auburn	25	10. Alabama	34	10. Alabama	41	10. LSU	50
11. Ole Miss	15	11. Ole Miss	25	11. LSU	32	11. LSU	41	11. South Carolina	45
12. Miss. State	15	12. Miss. State	22	12. Auburn	29	12. Auburn	35	12. Auburn	38
13. Missouri	12	13. LSU	21	13. Miss. State	28	13. Miss. State	31	13. Missouri	38
14. LSU	10	14. Missouri	15	14. Missouri	18	14. Missouri	27	14. Miss. State	35

Arkansas is Not Just Young, But Inexperienced Too

- Arkansas is not only one of the youngest teams in the nation, but also one of the most inexperienced.

9 TEAMS WITH NO SENIORS	MOST FR/SO ON SCHOLARSHIP	FEWEST UPPERCLASSMEN ON SCHOLARSHIP
ARKANSAS	12 - Duquesne	1 - ARKANSAS
Mount St. Mary's Univ.	11 - ARKANSAS	1 - Duquesne
Seattle / Cal Northridge	11 - Mount St. Mary's Univ.	
Duquesne / North Florida		
Virginia / Cal / UT Arlington		
MOST SCHOLARSHIP NEWCOMERS	FEWEST RETURNING SCHOLARSHIP PLAYERS	
13 - Detroit Mercy	1 - Chattanooga	
12 - FAU	2 - Duquesne	
12 - Seattle	2 - Drake	
12 - UT Arlington	3 - ARKANSAS	
11 - Missouri State	3 - USF	
11 - Duquesne	3 - MTSU	
10 - Mount St. Mary's Univ	3 - Missouri State	
10 - Belmont	3 - Mount Saint Mary's Univ.	
10 - New Mexico	3 - UTA	
9 - ARKANSAS	3 - Detroit Mercy	
9 - Pepperdine	3 - FAU	
9 - MTSU	3 - UT Arlington	

"We have a bunch of piglets but they are starting to develop teeth. Best thing about piglets is they grow up to be Hogs."

- Mike Anderson

Arkansas Head Basketball Coach

Percentages Not in Returners Favor

- With three returning players, the 10 newcomers will be counted on heavily to fill several roles.

	Returning	Lost
Scoring	576 / 20.4%	2243 / 79.6%
• 3-Pointers Made.....	2 / 0.1%	267 / 99.9%
• FT Made	108 / 20.0%	432 / 80.0%
Rebounding	327 / 27.1%	880 / 72.9%
Assists.....	49 / 9.8%	452 / 90.2%
Blocked Shots.....	97 / 59.5%	66 / 40.5%
Steals	38 / 17.4%	180 / 82.6%

Block Party; 19th in NCAA/6th in SEC

- The Razorbacks had 14 blocked shots in the win over Georgia and have blocked at least three shots in 20 of their 25 games this season. (Had 1 at Tennessee, 0 versus Missouri, 2 at Texas Tech and 2 versus Vanderbilt.)
- Arkansas ranks 19th in the NCAA, but 6th in the SEC – in blocked shots (5.0).

Did You Know

- Of the **351 teams** in NCAA Division I Basketball:
 - Only **37 teams** have gone to NCAA Tourney in 3 of last 4 years - **INCLUDING ARKANSAS.**
 - Only **28 of those 37** played in last year's NCAA Tournament - **INCLUDING ARKANSAS.**
 - Only **23 of those 28** played in each of the last two NCAA Tournaments - **INCLUDING ARKANSAS.**

Anderson's Teams Take Care of the Ball

- In each of the last six years, Arkansas basketball has ranked first or second in the SEC in assist-to-turnover ratio.
- Arkansas ranks second in the SEC this season (1.19) in the category.
 - SEC RANK IN ASSIST-TO-TURNOVER RATIO**
 - 2nd (1.31) 2017-18
 - 1st (1.46) 2015-16
 - 1st (1.53) 2013-14
 - 2nd (1.17) 2016-17
 - 2nd (1.35) 2014-15
 - 2nd (1.48) 2012-13
- Also, in Anderson's first five years, Arkansas led the SEC in turnover margin.
- The Razorbacks' turnover margin last season was 3.1 (same as their league-leading ratio from 2015-16 season), but it was only good for third last season. This year, the Razorbacks' turnover margin is 3.0, third-best in the SEC.
 - SEC RANK IN TURNOVER MARGIN**
 - 1st (3.1) 2015-16
 - 1st (5.5) 2013-14
 - 1st (3.3) 2011-12
 - 1st (3.8) 2014-15
 - 1st (5.9) 2012-13

Gafford Named SEC Player of the Week

- After posting career highs and leading the Razorbacks to a win over Indiana, Daniel Gafford was been named the SEC Men's Basketball Player of the Week.
- Gafford scored a career-high 27 points and tied his career high with 12 rebounds while adding three blocked shots and two steals. Gafford was most effective in the second half, scoring 19 points, grabbing seven rebounds and getting two steals. In fact, he was 9-for-10 shooting from the field in the period while the rest of the team was just 5-of-23 from the field and scored 16 points.
- Three times in within the final 11 minutes, Indiana took a one-point lead and, each time, Gafford answered to put the Razorbacks back on top. He additionally broke a 63-63 tie with 5:46 left with one of his four dunks on the evening. In the final seconds, Gafford tipped the ball out after a missed shot that led to a Mason Jones rebound and eventual game-winning free throw with 2.5 seconds left.

Joe Named SEC Player of the Week

- Isaiah Joe was named the Southeastern Conference Men's Basketball Player of the Week. Joe scored 34 points - 17 in each half - and made 10-of-13 shots from 3-point range to lead the Razorbacks to a 121-89 victory over FIU.
- Joe joins Courtney Fortson (Dec. 15, 2009) as the only Razorback freshman to be named SEC Player of the Week.
- The 34 points are second (tied) on the Arkansas all-time list for most points by a freshman in a game. Bobby Portis scored 35 as a freshman versus Alabama in 2014. Scotty Thurman scored 34 twice as a freshman. This was just the seventh time a Razorback freshman has ever scored at least 30 points in a game.

ABOUT ARKANSAS

ABOUT ARKANSAS

Location	Fayetteville, Ark.
Enrollment	27,558
Founded	1871
Colors	Cardinal (PMS 201) and White
Nickname.....	Razorbacks
Conference.....	Southeastern (SEC)
Arena (Capacity).....	Bud Walton Arena (19,200)

ADMINISTRATION

System President.....	Dr. Donald R. Bobbitt
Chancellor	Dr. Joseph E. Steinmetz
Athletic Director	Hunter Yurachek
Faculty Representative	Gerald Jordan

COMMUNICATIONS

Basketball SID	Mike Cawood
Email	tmcawood@uark.edu
Cell Phone	479-236-2090
Office Phone	479-575-3114
Office Fax.....	479-575-7481
Athletic Website	ArkansasRazorbacks.com
Arkansas Ticket Office.....	479-575-5151

HISTORY

First Year	1923-24
Seasons.....	96th
Overall Conference Championships	24 (2 SEC, 22 SWC)
SEC Overall Championships	2 (1992, 1994)
SEC Division Championships	4 (1992, 1993, 1994, 1995)
SEC Tournament Championships	1 (2000)
NCAA Tournament Appearances	33*
National Championships.....	1 (1994)
National Runner-Up.....	1 (1995)
NCAA Final Fours.....	6 (1941, 1945, 1978, 1990, 1994, 1995)
NCAA Elite Eight	10
NCAA Sweet 16	10
NIT Record (App.).....	5-4 (3)

* - Arkansas received a bid in 1944 but was unable to participate due to a car accident. Total number of bids is 33 and total number of appearances is 32.

Mike'd Up Radio Show

- Featuring Mike Anderson and Chuck Barrett
- Sassy's Red House College Avenue (479-856-6966)

MONDAY, MARCH 4 7-8 PM

SEC TELECONFERENCE

MONDAY, MARCH 4

Monday, March 11

Monday, March 18

Order of Appearance (ALL TIMES CENTRAL):

10:00 a.m.	Bryce Drew, Vanderbilt
10:07 a.m.	Michael White, Florida
10:14 a.m.	Frank Martin, South Carolina
10:21 a.m.	Tom Crean, Georgia
10:28 a.m.	Will Wade, LSU
10:35 a.m.	John Calipari, Kentucky
10:42 a.m.	Rick Barnes, Tennessee
10:49 A.M. MIKE ANDERSON, ARKANSAS	
10:56 a.m.	Avery Johnson, Alabama
11:03 a.m.	Bruce Pearl, Auburn
11:10 a.m.	Kermit Davis, Ole Miss
11:17 a.m.	Ben Howland, Mississippi State
11:24 a.m.	Cuonzo Martin, Missouri
11:31 a.m.	Billy Kennedy, Texas A&M

• MIKE ANDERSON RECORD BREAKDOWN •

Overall:**365-195 (.652)**
Home:248-45
Away:66-109
Neutral:51-41

At Arkansas:**165-97 (.630)**
Home:120-21
Away:27-55
Neutral:18-21

Against Ranked Teams:**30-58**
at Arkansas:14-24
Home:18-14, 10-5 at Arkansas
Away:5-14, 3-12 at Arkansas
Neutral:6-14, 0-7 at Arkansas

One-Possession Games:**49-41**
at Arkansas:25-19
Home:25-9, 15-4 at Arkansas
Away:16-23, 7-10 at Arkansas
Neutral:8-9, 3-5 at Arkansas

Decided by 5 Pts / Less:**73-64**
at Arkansas:40-27
Home:35-16, 21-6 at Arkansas
Away:28-35, 15-16 at Arkansas
Neutral:10-13, 4-5 at Arkansas

In Overtime Games:**12-13**
at Arkansas:8-8
Home:9-2, 6-2 at Arkansas
Away:3-8, 2-4 at Arkansas
Neutral:0-3, 0-2 at Arkansas

Conference Games:**160-118**
at Arkansas:75-61
Home:104-35, 50-18 at Arkansas
Away:56-83, 25-43 at Arkansas

Scoring Below 50 Points:**0-4**
at Arkansas:0-2
Home:0-0, 0-0 at Arkansas
Away:0-4, 0-2 at Arkansas
Neutral:0-0, 0-0 at Arkansas

Scoring 50-59 Points:**5-28**
at Arkansas:3-14
Home:2-7, 2-3 at Arkansas
Away:1-16, 0-10 at Arkansas
Neutral:2-5, 1-1 at Arkansas

Scoring 60-69 Points:**44-74**
at Arkansas:18-41
Home:22-15, 12-6 at Arkansas
Away:15-41, 4-24 at Arkansas
Neutral:7-18, 2-11 at Arkansas

Scoring 70-79 Points:**101-60**
at Arkansas:49-25
Home:60-15, 30-7 at Arkansas
Away:27-30, 13-13 at Arkansas
Neutral:14-15, 6-7 at Arkansas

Scoring 80-89 Points:**121-26**
at Arkansas:46-12
Home:87-8, 37-6 at Arkansas
Away:15-15, 4-5 at Arkansas
Neutral:19-3, 5-1 at Arkansas

Scoring 90-99 Points:**68-1**
at Arkansas:36-0
Home:59-0, 30-0 at Arkansas
Away:4-1, 2-0 at Arkansas
Neutral:3-0, 2-0 at Arkansas

Scoring 100 or More Points:**24-1**
at Arkansas:11-0
Home:18-0, 9-0 at Arkansas
Away:1-1, 1-0 at Arkansas
Neutral:5-0, 1-0 at Arkansas

- He is just the fourth Razorback (fifth time in school history) to make at least 10 3-pointers in a game and just the 10th player in SEC history (11th time in league history) to make at least 10 in a game. (Arkansas' Rotnei Clarke had at least 10, 3's twice in his career.)
- Joe was 10-for-13 from 3-point range and that .764 percentage ties for the best percentage in SEC history for those that made at least 10 in a game. (Alabama's John Petty was also 10-of-13 last season.)
- After FIU trimmed its deficit to four (24-20) at 8:29 in the first half, Joe drained a 3-pointer and scored 14 points over the next 4:37 to put Arkansas up 20.
- Joe started the game going 1-for-3 from 3-point range. He then made six straight attempts and finished the game making 9-of-his-last-10 from long distance.

Gafford Preseason All-SEC; Hogs Picked 10th

- Daniel Gafford was named to the SEC Men's Basketball Preseason All-Conference first team, as selected by a panel of both league and national media members.
- The Razorbacks, one of a league-record eight teams to play in the NCAA Tournament last season, were picked 10th in the preseason poll.
- The good news for Razorback fans is that Arkansas has exceeded the preseason polls in each of the last five years.

YEAR	PRESEASON	FINISH	Record • SEC
2013-14	8th	5th	22-12 • 10-8
2014-15	3rd	2nd	27-9 • 13-8
2015-16	1th	t-8th	16-16 • 9-9
2016-17	5th	t-3rd	26-10 • 12-6
2017-18	6th	t-4th	23-12 • 10-8
2018-19	10th	??	--

25th Anniversary of National Championship

- The 2018-19 season is the 25th anniversary of Arkansas defeating Duke, 76-72 in Charlotte, for the 1994 NCAA National Championship. The Razorbacks defeated Arizona, 91-82, in the Final Four.

• The 1993-94 season for the Razorbacks was:

- **1 of 33 NCAA berths (32 appearances).**
- **1 of 6 NCAA Final Four appearances.**
- **1 of 2 NCAA Championship appearances** as Arkansas returned to the national championship game the following year (1995) as well.
- The 1993-94 Razorbacks were led by Hall of Fame coach Nolan Richardson and current Head Hog Mike Anderson was an assistant on that staff.
- Arkansas was ranked #1 nine weeks during that season, was ranked among the top 6 all season, finished with a 31-1 record and was SEC regular-season champion.
- Current Razorback assistant coach Scotty Thurman, who scored 15 points, is know for hitting critical 3-pointer late in the game as the shot clock expired to break a 70-70 tie. He also hit a 3-pointer late in the first half to give Arkansas a 34-33 lead at the break.
- Corliss Williamson had a game-high 23 points and Corey Beck had a double-double (15 pts - 10 rebs).

Moncrief Enshrined in Hall of Fame; Joins Richardson and Sutton in Hall

- Last March, Arkansas legend Sidney Moncrief was elected to the National Collegiate Basketball Hall of Fame Class of 2018. The ceremony was **Sunday, Nov. 18** in Kansas City. Others being inducted into the class are Arizona's Sean Elliott, Houston's Otis Birdsong, North Carolina's Sam Perkins, Morgan State's Marvin Webster and USC's Paul Westphal will join former Charleston coach John Kresse and former Oregon Tech coach Danny Miles.
- Moncrief is the third Razorback to be inducted into the National Collegiate Basketball Hall of Fame, joining his former coach Eddie Sutton who was selected in 2011 and Nolan Richardson who entered in 2008. All three Arkansas legends have a banner hanging in the rafters of Bud Walton Arena.
- One of the Arkansas' famed "Triplets", Moncrief ended his career as Arkansas's leader in scoring (he ranks seoncd now behind Todd Day) with 2,066 points from 1976-79. He poured in 600-plus points each of his last two years in Fayetteville, one of just four Razorbacks to score more than 600 points during two separate seasons.
- Moncrief helped lead Arkansas to two Elite Eight appearances and the 1978 Final Four. A 14-time All-American, Moncrief's name is scattered all through Arkansas' record book and he was named All-Southwest Conference his last three years, while being named to the 1978 NCAA Tournament All-Regional West Team and to the 1979 All-Regional Midwest Team.
- Moncrief was drafted fifth overall in the 1979 NBA Draft to the Milwaukee Bucks, where he spent his first 11 NBA



seasons, before finishing his career in Atlanta in 1990-91. The Little Rock native was just the second Razorback in school history to be selected in the first round of the NBA Draft and remains as the only player to be taken in the top five. While in Milwaukee, Moncrief earned All-NBA first team honors once (1983) and second team honors four times (1982-85 and 1986). The five-time All-Star was also named to the NBA's All-Defensive first team four years (1983-86) and second team in 1982, along with earning NBA Defensive Player of the Year honors two seasons (1982-83 and 1983-84).

Anderson Honored by Brandon Burlsworth Foundation

- This past August, University of Arkansas head basketball coach Mike Anderson was honored at the annual Brandon Burlsworth Foundation Legends Dinner. Anderson is the ninth Legend the Burlsworth Foundation has honored.
- Anderson is one of four Division I coaches with 15-plus years of head coaching experience and has never experienced a losing season while being the only coach to accomplish the feat at three different programs. In his first 16 years of being a head coach, Anderson has led his teams to 11 postseason berths, including nine NCAA Tournament appearances, and posted 11, 20-win seasons.
- While his on-court success is evident, Coach Anderson is equally a champion in the community. He created his own Mike Anderson Foundation, which provides funding for programs focused on preventative health care education and assists organizations that offer nutritional support for children. Anderson is active with the Yvonne Richardson Center and Samaritan's Feet. Also, each year at the annual Red-White Game, fans get in free with a canned food item, which helps support the Northwest Arkansas Food Bank. In fact, Anderson has done similar food drives as the head coach at Missouri and UAB as well as assist with Special Olympics at all three stops.

Signnee Justice Hill Joins Team

- On Nov. 14, 2018, Arkansas men's head basketball coach Mike Anderson announced Justice Hill signed a National Letter of Intent. Hill graduated high school in December 2018 and, on Jan. 3, 2019, Hill began practicing with the Razorback basketball team.
- Through his junior season, Hill was rated the #3 overall prospect in Arkansas and #36-best point guard in the nation by 247Sports.com ... Also a three-star recruit by Rivals.com, which has him as the 48th-best point guard in the nation.
- Named to the 2018 5A All-State basketball team as a junior as he averaged 19.5 points, six assists, four steals and four rebounds ... As a sophomore, averaged 15 points, four rebounds, three assist and two steals.
- A standout quarterback for the Little Rock Christian football team and received several FBS football scholarship offers as well ... Named the **2018-19 Gatorade Arkansas Football Player of the Year** Passed for 3,034 yards with 37 touchdowns and 4 interceptions and rushed for 1,000 yards and 21 touchdowns ... In the playoffs, accounted for seven touchdowns in the both the quarterfinals and semifinals ... **Was the game MVP in leading the Warriors to their first state championship** beating four-time defending champion Pulaski Academy ... In the title game, accounted for 330 yards and four touchdowns, including two passing and two rushing ... Completed 12-of-25 passes for 218 yards ... On the ground, he had 112 yards on 15 carries.
- Finished second in the 2018 5A state championship in the high jump (6-2) and placed fifth at the state meet in the long jump (21-1.75).
- High school head coach is Clarence Finley ... Arkansas Hawks AAU coach is Bill Ingram.
- Son of Dr. Fitz Hill, who was an assistant football coach at Arkansas under Jack Crowe, Danny Ford and Houston Nutt from 1992-2000 and went on to be the head coach at San Jose State (2001-04).

SEASON RECORD WATCH

Arkansas Record - FG Percentage

1. .704	Oliver Miller (254-361)	1991
2. .699	Leroy Sutton (79-113)	1983
3. .691	Charles Balentine (47-68)	1983
4. .678	Steven Hill (59-87)	2008
5. .674	Lee Wilson (58-86)	1995
6. .665	Sidney Moncrief (149-224)	1976
7. .662	Leroy Sutton (100-151)	1984
8. .661	Daniel Gafford (162-245)	2019

Arkansas Record - FG% SEC GAMES ONLY

1. .652	Corliss Williamson (129-198)	1994
2. .641	Daniel Gafford (75-117)	2019
3. .625	Darian Townes (70-112)	2008
4. .594	Oliver Miller (82-138)	1992

Arkansas Record - 3's Made

1. 102	Scotty Thurman	1995
2. 100	Rotnei Clarke	2010
3. 98	Pat Bradley	1997
4. 95	Jannero Pargo	2002
5. 93	Pat Bradley	1998
93	Pat Bradley	1999
7. 91	Rotnei Clarke	2011
8. 89	Anthlon Bell	2016
9. 87	ISAIAH JOE	2019
87	Jaylen Barford	2018

Arkansas Record - 3's Made SEC GAMES ONLY

1. 52	Anthlon Bell	2016
52	Jannero Pargo	2002
7. 46	Daryl Macon	2018
46	Rotnei Clarke	2009
9. 45	Rotnei Clarke	2011
45	Rotnei Clarke	2010
-- 41	ISAIAH JOE	2019

Arkansas Record - Assists in a Season

1. 219	Kareem Reid	1996
2. 209	Lee Mayberry	1991
9. 181	Kareem Reid	1999
10. 172	Courtney Fortson	2009
-- 146	JALEN HARRIS	2019

SEC Single-Season Record for Three-Point Field Goals Made by Frosh

Player, School - Year	Gms	Made
1. Jamal Murray, Kentucky - 2016	36	113
-- Isaiah Joe, Arkansas - 2019	25	87

NCAA Single-Season Record for Three-Point Field Goals Made by Frosh

Player, School - Year	Gms	Made
1. Stephen Curry, Davidson - 2007	34	122
2. Antoine Davis, Detroit Mercy - 2019	26	118
Trae Young, Oklahoma - 2018	32	118
4. Jamal Murray, Kentucky - 2016	36	113
5. Tajuan Porter, Oregon - 2007	35	110
6. Keydren Clark, Saint Peter's - 2003	29	109
RJ Cole, Howard - 2018	33	109
-- Isaiah Joe, Arkansas - 2019	25	87



Johnny Gets Scholly

- Junior walk-on Jonathan Holmes - better know at Johnny Buckets by the Razorback faithful - was given a scholarship after practice on Thursday (Feb. 7, 2019).
- Although a walk-on, Holmes was THE ONLY player returning from last year's team to make a 3-pointer, hitting two last season.
- Holmes is a fan favorite, has played in 20 games and scored 17 career points.
- A great teammate and selfless player in practice, Holmes is also a standout student, posting a GPA over 3.0.

"Nothing but love and respect for this guy. Hardest working Hog right here."
- Daniel Gafford

<https://twitter.com/RazorbackMBB/status/1093654203795292160>

• 2018-19 RECORD BREAKDOWN •
RECORD BREAKDOWN

At Home	10-4
On The Road	3-5
Neutral	1-1
White Uniforms	11-4
Cardinal Uniforms	3-5
Cardinal/Camo Armed Forces Classic Uniform	0-1

GENERAL

When Arkansas controls the tip	9-4
When opponent controls the tip	5-6
When Arkansas scores first	9-5
When opponent scores first	5-5

LEADS AND DEFICITS

Leading at the half – home	8-2
Leading at the half – road/neutral	4-2
Tied at the half – home	0-0
Tied at the half – road/neutral	0-0
Trailing at the half – home	1-2
Trailing at the half – road/neutral	0-4
Games decided by 5 points or fewer	4-5
Games decided by 10 points or fewer	4-7
Leading with 5:00 left in regulation	10-2
Leading with 2:00 left in regulation	11-2
Overtime games	0-2

OFFENSE

Scoring less than 70 points	1-5
Scoring 70-79 points	7-3
Scoring 80-89 points	1-2
Scoring 90-99 points	3-0
Scoring 100+ points	1-0
2 Players Or Less in Double Figures	1-1
3 Players in Double Figures	2-6
4 Players in Double Figures	7-3
5 Players in Double Figures	2-0
6 Players in Double Figures	1-0
7 Players in Double Figures	0-0
1 Player Scores 20+ Points	4-2
2 Players Score 20+ Points	2-1
When shooting 50 percent or higher	4-1
When shooting less than 50 percent	8-9

REBOUNDING/TURNOVERS

When out-rebounding opponent	4-2
When out-rebounded	8-8
When rebounds are even	0-0
When grabbing 10+ offensive reb	7-7
When forcing 15+ turnovers	8-5
When committing less than 15 turnovers	9-2
When committing 15+ turnovers	5-8

When Top Scorer Is (Includes Ties)

Daniel Gafford	Season: 5-4	Career: 9-5
Mason Jones	Season: 5-2	Career: 5-2
Isaiah Joe	Season: 2-2	Career: 2-2
Jalen Harris	Season: 1-1	Career: 1-1
K. Emery-Simpson	Season: 0-1	Career: 0-1

When Top Rebounder Is (Includes Ties)

Daniel Gafford	Season: 10-9	Career: 24-14
Mason Jones	Season: 2-1	Career: 2-1
Adrio Bailey	Season: 0-1	Career: 1-1
Reggie Chaney	Season: 1-0	Career: 1-0

Months

In November	4-1
In December	5-2
In January	3-5
In February	2-2
In March	0-0
In April	0-0

#DUNKPALACE

DUNKS BY PLAYER CAREER '18-19

Daniel Gafford	142	67
Reggie Chaney	14	14
Adrio Bailey	36	15
Jalen Harris	9	9
Isaiah Joe	1	1
Gabe Osabuohien	6	3
Desi Sills	1	1
TOTALS	210	110

MOST DUNKS IN A HALF 2018-19

6	1st	Montana State (11/21/18)
5	2nd	FIU (12/01 / APSU (12/28)

RECORD BY DUNKS 2018-19

5+ Dunks	8-3
4 Dunks	0-2
2-3 Dunks	6-4
1 Dunk	0-1
0 Dunks	0-0

**• DUNKS IN A GAME •
(ANDERSON ERA)**

Dunks	Opponent	Year
12	Samford	2017-18
10	MONTANA STATE	2018-19
9	FIU	2018-19
8	Auburn	2017-18
8	Mississippi State	2012-13
9	FIU	2018-19
7	LSU	2018-19
7	Troy	2017-18
7	Fresno State	2017-18
7	Minnesota	2012-13
7	Alabama A&M	2012-13
7	Northwestern State	2015-16
7	Northwestern State	2014-15
7	Vanderbilt	2014-15

110 DUNKS IN 25 GAMES (4.4 avg)


Of Gafford's career 332 field goals made, 43 percent (144 total) have been dunks.



2018-19 SEC STANDINGS THROUGH MONDAY - FEB. 17										
	SEC	PCT.	HOME	AWAY	OVERALL	PCT.	HOME	ROAD	NEUTRAL	STRK
1. LSU	11-1	.917	4-1	7-0	21-4	.840	12-1	7-1	2-2	W4
Tennessee	11-1	.917	6-0	5-1	23-2	.920	15-0	6-1	2-1	L1
3. Kentucky	10-2	.833	5-1	5-1	21-4	.840	14-1	6-1	1-2	W1
4. Ole Miss	8-4	.667	4-2	4-2	18-7	.720	10-3	5-3	3-1	W4
South Carolina	8-4	.667	5-1	3-3	13-12	.520	9-5	3-6	1-1	W1
6. Alabama	6-6	.500	4-2	2-4	15-10	.600	9-3	3-6	3-1	L3
Auburn	6-6	.500	4-2	2-4	17-8	.680	12-2	3-5	2-1	W1
Florida	6-6	.500	3-3	3-3	14-11	.560	8-4	3-5	3-2	W2
Mississippi State	6-6	.500	3-3	3-3	18-7	.720	11-3	4-3	3-1	W2
10. Arkansas	5-7	.417	3-3	2-4	14-11	.560	10-5	3-5	1-1	L3
11. Missouri	3-9	.250	2-4	1-5	12-12	.500	8-5	1-6	3-1	L1
Texas A&M	3-9	.250	1-5	2-4	10-14	.417	7-7	3-5	0-2	L1
13. Georgia	1-11	.083	1-5	0-6	10-15	.400	8-6	1-7	1-2	L6
14. Vanderbilt	0-12	.000	0-7	0-5	9-16	.360	8-8	1-7	0-1	L13

AP (2/18)		
1 Duke (58)	23-2	1,594
2 Gonzaga (6)	25-2	1,502
3 Virginia	22-2	1,476
4 KENTUCKY	21-4	1,383
5 TENNESSEE	23-2	1,376
6 Nevada	24-1	1,240
7 Michigan	23-3	1,150
8 North Carolina	20-5	1,129
9 Houston	25-1	1,085
10 Michigan State	21-5	1,046
11 Marquette	21-4	987
12 Kansas	20-6	801
13 LSU	21-4	773
14 TEXAS TECH	21-5	733
15 Purdue	18-7	699
16 Florida State	20-5	525
17 Villanova	20-6	519
18 Louisville	18-8	507
19 Iowa State	19-6	426
20 Virginia Tech	20-5	408
21 Iowa	20-5	389
22 Wisconsin	17-8	250
23 Kansas State	19-6	249
24 Maryland	19-7	211
25 Buffalo	22-3	164

RECEIVING VOTES: Cincinnati 99, Wofford 32, **AUBURN 21**, Washington 20, St. John's 2, **MISSISSIPPI STATE 2**, **OLE MISS 1**, Yale 1.

USA TODAY COACHES (2/18)		
1 Duke (28)	23-2	796
2 Gonzaga (4)	25-2	761
3 Virginia	22-2	712
4 KENTUCKY	21-4	699
5 TENNESSEE	23-2	692
6 Nevada	24-1	621
7 Michigan	23-3	570
8 Houston	25-1	563
9 North Carolina	20-5	550
10 Marquette	21-4	520
11 Michigan State	21-5	467
12 Kansas	20-6	370
13 Purdue	18-7	359
14 TEXAS TECH	21-5	334
15 LSU	21-4	309
16 Villanova	20-6	308
17 Florida State	20-5	273
18 Virginia Tech	20-5	250
19 Iowa	20-5	244
20 Iowa State	19-6	217
21 Kansas State	19-6	184
22 Louisville	18-8	173
23 Wisconsin	17-8	120
24 Buffalo	22-3	82
25 Cincinnati	21-4	66
25 Maryland	19-7	66

RECEIVING VOTES: Washington 20; Wofford 19; North Texas 9; **AUBURN 8**; Arizona State 8; **MISSISSIPPI STATE 6**; St. John's 6; **OLE MISS 6**; Furman 5; Texas 4; Southern Mississippi 1; **TEXAS STATE 1**; Hofstra 1.

ARKANSAS IN THE RANKINGS

WEEK	AP	COACH	NET
Preseason	--	--	NA
Nov. 12	--	--	NA
Nov. 19	RV (1)	--	59
Nov. 26	RV (6)	RV (1)	53
Dec. 3	RV (3)	--	36
Dec. 10	--	--	60
Dec. 17	--	--	64
Dec. 24	--	--	95
Dec. 31	--	--	84
Jan. 7	--	--	71
Jan. 14	--	--	75
Jan. 21	--	--	84
Jan. 28	--	--	69
Feb. 4	--	--	57
Feb. 11	--	--	62
Feb. 18	--	--	71
Feb. 25			
Mar. 4			
Mar. 11			
FINAL			

The last time Arkansas was ranked in the AP Poll...

Top 25:	#22	01/01/18
Top 15:	#15	11/14/00
Top 10:	#6	1995 Final Poll
Top 5:	#5	03/07/95
No. 1:	#1	'94-95 Preseason

Tuesday, February 19		TV	CT
*Vanderbilt at Tennessee	ESPN/SEC Network	6:00 p.m.	
*Ole Miss at South Carolina	SEC Network	6:00 p.m.	
*Kentucky at Missouri	ESPN	8:00 p.m.	
*Alabama at Texas A&M	SEC Network	8:00 p.m.	
Wednesday, February 20		TV	CT
*Mississippi State at Georgia	SEC Network	5:30 p.m.	
*Florida at LSU	ESPN2	6:00 p.m.	
*Arkansas at Auburn	SEC Network	7:30 p.m.	
Saturday, February 23		TV	CT
*Tennessee at LSU	ESPN2/U	11:00 a.m.	
*Auburn at Kentucky	CBS	12:30 p.m.	
*Georgia at Ole Miss	SEC Network	2:30 p.m.	
*Missouri at Florida	ESPN2/U	3:00 p.m.	
*Vanderbilt at Alabama	ESPN2/U	5:00 p.m.	
*South Carolina at Mississippi State	SEC Network	7:00 p.m.	
*Texas A&M at Arkansas	SEC Network	7:30 p.m.	
Tuesday, February 26		TV	CT
*Alabama at South Carolina	ESPN2/U	6:00 p.m.	
*Missouri at Mississippi State	SEC Network	6:00 p.m.	
*Arkansas at Kentucky	ESPN2/SEC Network	8:00 p.m.	
*Texas A&M at LSU	ESPN2/SEC Network	8:00 p.m.	
Wednesday, February 27		TV	CT
*Tennessee at Ole Miss	SEC Network	6:00 p.m.	
*Auburn at Georgia	ESPN2/U	8:00 p.m.	
*Florida at Vanderbilt	SEC Network	8:00 p.m.	
Saturday, March 2		TV	CT
*LSU at Alabama	ESPN2	11:00 a.m.	
*Ole Miss at Arkansas	SEC Network	Noon	
*Kentucky at Tennessee	CBS	1:00 p.m.	
*South Carolina at Missouri	SEC Network	2:30 p.m.	
*Mississippi State at Auburn	ESPN2/U	3:00 p.m.	
*Vanderbilt at Texas A&M	SEC Network	5:00 p.m.	
*Georgia at Florida	SEC Network	7:30 p.m.	
Tuesday, March 5		TV	CT
*South Carolina at Texas A&M	SEC Network	6:00 p.m.	
*Auburn at Alabama	ESPN2/U/SEC Network	7:00 p.m.	
*Mississippi State at Tennessee	ESPN2/U/SEC Network	7:00 p.m.	
*Kentucky at Ole Miss	ESPN2/U/SEC Network	8:00 p.m.	

#PROHOGS

37	» Arkansas has had 37 all-time NBA Draft selections from 35 different players in program history.
16	» The Razorbacks have 16 All-Star game appearances by Joe Johnson (7), Sidney Moncrief (5) and Alvin Robertson (4).
12	» Arkansas has 12 first round NBA Draft picks in program history with Sidney Moncrief going No. 5 overall in 1979.

#PROHOGS

Arkansas has had 29 former players go on to play in the NBA and three are currently on active rosters. Also, Corliss Williamson, currently with Phoenix, is in his sixth season as an assistant coach in the NBA.

Player	Team	Yrs	Draft Class
Patrick Beverley	Clippers	7th	2009 - 42nd (LAC)
Daryl Macon *	Mavericks	1st	2018-FA
Bobby Portis	Bulls	4th	2015 - 22nd (CHI)

* - signed two-way contract with the Mavericks and their G League affiliate Texas Legends.

G League

Jaylen Barford	Greensboro Swarm	1st Year
Dusty Hannahs	Memphis Hustle	2nd Year
Michael Qualls	Wisconsin Herd	2nd Year

Arkansas in the 2018-19 NCAA/SEC

(Through Games of Feb. 17, 2019)

TEAM IN THE NCAA/SEC	NCAA	SEC	NO.
3-pt Field Goal Attempts (351 ranked)	186	5	564
Assist Turnover Ratio (351 ranked)	81	2	1.17
Assists Per Game (351 ranked)	23	2	16.2
Blocked Shots Per Game (351 ranked)	19	6	5
Defensive Rebounds per Game (351 ranked)	241	10	24.48
Fewest Fouls (351 ranked)	319	14	526
Fewest Turnovers (351 ranked)	216	9	346
Field-Goal Percentage (351 ranked)	162	8	44.9
Field-Goal Percentage Defense (351 ranked)	75	4	41.7
Free Throw Attempts (351 ranked)	37	4	594
Free Throws Made (351 ranked)	79	7	394
Free-Throw Percentage (351 ranked)	308	14	66.3
Offensive Rebounds Per Game (351 ranked)	152	11	10.36
Personal Fouls Per Game (351 ranked)	334	14	21
Rebound Margin (351 ranked)	314	14	-3.7
Scoring Defense (351 ranked)	228	11	73.2
Scoring Margin (351 ranked)	133	8	3.7
Scoring Offense (351 ranked)	78	7	76.9
Steals Per Game (351 ranked)	25	4	8.1
Three Pt FG Defense (351 ranked)	114	5	33.2
Three-Point Field Goals Per Game (351 ranked)	196	7	7.6
Three-Point Field-Goal Percentage (351 ranked)	226	10	33.5
Total 3-point FGM (351 ranked)	204	7	189
Total Assists (351 ranked)	45	2	406
Total Blocks (351 ranked)	25	6	124
Total Rebounds (351 ranked)	254	12	871
Total Rebounds Per Game (351 ranked)	214	13	34.84
Total Steals (351 ranked)	37	4	203
Turnover Margin (347 ranked)	48	3	2.6
Turnovers Forced (351 ranked)	19	2	16.48
Turnovers Per Game (351 ranked)	241	8	13.8
Won-Lost Percentage (351 ranked)	139	8	56.0

RAZORBACKS IN THE NCAA/SEC

PLAYER	NCAA	SEC	NO.
3-pt Field Goal Attempts (248 ranked)	Isaiah Joe	44	2
	Mason Jones	147	6
Assist Turnover Ratio (249 ranked)	Jalen Harris	10	1
Assists Per Game (247 ranked)	Jalen Harris	31	4
Blocked Shots Per Game (245 ranked)	Daniel Gafford	39	4
	Reggie Chaney	130	14
Defensive Rebounds per Game (249 ranked)	Daniel Gafford	79	2
Double Doubles (189 ranked)	Daniel Gafford	60	2
Field-Goal Percentage (250 ranked)	Daniel Gafford	5	1
Free Throw Attempts (242 ranked)	Daniel Gafford	77	4
	Mason Jones	211	11
Free Throws Made (243 ranked)	Mason Jones	155	6
	Daniel Gafford	181	8
Free-Throw Percentage (249 ranked)	Mason Jones	144	7
Offensive Rebounds Per Game (249 ranked)	Daniel Gafford	72	2
Points Per Game (250 ranked)	Daniel Gafford	161	5
Rebounds Per Game (248 ranked)	Daniel Gafford	48	2
Steals Per Game (250 ranked)	Isaiah Joe	194	9
Three-Point Field Goals Per Game (249 ranked)	Isaiah Joe	15	1
	Mason Jones	204	8
Three-Point Field-Goal Percentage (132 ranked)	Isaiah Joe	27	2
Total 3-point FGM (249 ranked)	Isaiah Joe	18	1
	Mason Jones	212	7
Total Assists (250 ranked)	Jalen Harris	41	4
Total Blocks (243 ranked)	Daniel Gafford	39	4
	Reggie Chaney	128	13
Total Field Goals Made (247 ranked)	Daniel Gafford	93	2
Total Points (249 ranked)	Daniel Gafford	187	5
Total Rebounds (246 ranked)	Daniel Gafford	65	2
Total Steals (230 ranked)	Isaiah Joe	183	8

Versus 2018-19 Opponents

NON-CONFERENCE

SCHOOL	GMS PLAYED	SERIES RECORD	H	A	N	LAST MEETING
AUSTIN PEAY	4	ARKANSAS LEADS, 4-0	4-0	-	-	H - W, 76-65 (12/28/18)
UC DAVIS	2	ARKANSAS LEADS, 2-0	2-0	-	-	H - W, 81-58 (11/12/18)
COLORADO STATE	2	ARKANSAS LEADS, 2-0	1-0	1-0	-	A - W, 98-74 (12/05/18)
FIU	1	ARKANSAS LEADS, 1-0	1-0	-	-	H - W, 121-89 (12/01/18)
GEORGIA TECH	6	ARKANSAS TRAILS, 1-5	0-1	0-2	1-2	H - L, 65-69 (12/19/18)
INDIANA	3	ARKANSAS LEADS, 2-1	1-0	0-1	1-0	H - W, 73-72 (11/18/18)
MONTANA STATE	1	ARKANSAS LEADS, 1-0	1-0	-	-	H - W, 90-68 (11/21/18)
TEXAS	155	ARKANSAS LEADS, 87-68	46-21	27-43	14-4	N - L, 73-71 or (11/09/18)
UT ARLINGTON	8	ARKANSAS LEADS, 8-0	6-0	1-0	1-0	H - W, 78-60 (11/23/18)
UT SAN ANTONIO	6	ARKANSAS LEADS, 6-0	3-0	1-0	2-0	H - W, 79-67 (12/15/18)
TEXAS STATE	4	ARKANSAS LEADS, 4-0	4-0	-	-	H - W, 73-70 (12/22/18)
TEXAS TECH	79	ARKANSAS TRAILS, 39-40	24-11	11-24	4-5	A - L, 64-67 (01/26/19)
WESTERN KENTUCKY	7	ARKANSAS LEADS, 4-3	0-2	0-1	4-0	H - L, 77-78 (12/08/18)

SOUTHEASTERN CONFERENCE

SCHOOL	GMS PLAYED	SERIES RECORD	H	A	N	LAST MEETING
ALABAMA	61	ARKANSAS LEADS, 33-28	18-6	7-20	8-2	A - W, 76-73 (02/24/18)
• SEC ONLY	51	ARKANSAS LEADS, 27-24				
AUBURN	52	ARKANSAS LEADS, 34-18	21-5	12-13	1-1	H - W, 91-82 (02/27/18)
• SEC ONLY	51	ARKANSAS LEADS, 34-17				
FLORIDA	36	ARKANSAS TRAILS, 12-24	8-7	2-13	2-4	H - L, 57-51 (01/09/19)
• SEC ONLY	36	ARKANSAS TRAILS, 12-24				
GEORGIA	38	ARKANSAS LEADS, 23-15	11-3	6-9	6-3	H - W, 70-60 (01/29/19)
• SEC ONLY	38	ARKANSAS LEADS, 23-15				
KENTUCKY	42	ARKANSAS TRAILS, 11-31	7-7	3-14	1-10	H - L, 72-87 (02/20/18)
• SEC ONLY	37	ARKANSAS TRAILS, 11-26				
LSU	67	ARKANSAS LEADS, 36-31	19-8	12-17	5-6	A - W, 90-89 (02/02/19)
• SEC ONLY	58	ARKANSAS LEADS, 32-26				
OLE MISS	80	ARKANSAS LEADS, 47-33	15-11	8-20	24-2	A - L, 67-84 (01/19/19)
• SEC ONLY	52	ARKANSAS TRAILS, 25-27				
MISSISSIPPI STATE	62	ARKANSAS LEADS, 33-29	21-7	7-21	5-1	H - L, 67-77 (02/16/18)
• SEC ONLY	53	ARKANSAS LEADS, 28-25				
MISSOURI	51	ARKANSAS LEADS, 27-24	16-9	10-15	1-0	A - L, 78-79 (02/12/19)
• SEC ONLY	13	ARKANSAS LEADS, 8-6				
SOUTH CAROLINA	34	ARKANSAS LEADS, 20-14	11-4	6-8	3-2	A - L, 65-77 (02/09/19)
• SEC ONLY	34	ARKANSAS LEADS, 20-14				
TENNESSEE	41	ARKANSAS TRAILS, 20-21	10-4	4-12	6-5	A - L, 87-106 (01/15/19)
• SEC ONLY	37	ARKANSAS TRAILS, 17-20				
TEXAS A&M	158	ARKANSAS LEADS, 103-55	57-14	39-37	7-4	A - W, 73-71 (01/05/19)
• SEC ONLY	11	ARKANSAS LEADS, 7-4				
VANDERBILT	37	ARKANSAS LEADS, 25-12	15-3	6-8	4-1	H - W, 69-66 (02/05/19)
• SEC ONLY	35	ARKANSAS LEADS, 24-11				

Did You Know...

IN 16 YEARS AS A HEAD COACH, MIKE ANDERSON'S TEAMS HAVE:

- RANKED AMONG THE NCAA TOP 30 IN STEALS 13 TIMES, INCLUDING FIRST FOUR TIMES AND 8 TIMES IN THE TOP 10.
- RANKED AMONG THE NCAA TOP 30 IN TURNOVER MARGIN 9 TIMES, INCLUDING FIVE TIMES IN THE TOP 5.
- RANKED AMONG THE NCAA TOP 30 IN ASSISTS PER GAME 7 TIMES, INCLUDING FIRST ONCE.
- RANKED AMONG THE NCAA TOP 30 IN SCORING OFFENSE 7 TIMES.
- RANKED AMONG THE NCAA TOP 30 IN BLOCKED SHOTS PER GAME 6 TIMES OVER THE 8 SEASONS.
- RANKED AMONG THE NCAA TOP 30 IN ASSIST-TO-TURNOVER RATIO 6 TIMES OVER THE LAST 11 SEASONS.

NOTE: NOT ALL ABOVE STATS WERE KEPT BY NCAA EVERY YEAR



0 DESI SILLS

G, Fr., 6-2, 196 | Jonesboro, Ark. / Jonesboro HS

• Name is pronounced Dez-ee

2018-19 (Fr.) HIGHLIGHTS:

- First sub off the bench (solo or tied) in 13 of 25 games.
- Among those without a start, second the team in minutes off the bench (14.4).
- Established then career-highs in scoring in four straight games: 7 vs FIU, 8 at Colorado State, 9 vs Western Kentucky and 9 again versus UTSA.
- As part of his nine points versus Western Kentucky, scored six straight over two minutes in the

second half to tie the game at 62-62 (8:35 mark) and made a free throw to tie game at 70-70 with 4:32 left.

- Although he did not score in the win over Austin Peay, he was one of the top-graded players for the game ... Played a season-high 24 minutes, had five assists, two rebounds and tied a season-high with two steals ... Added three deflections.
- Had break-out game in the win at Texas A&M, scoring a career-high 14 points ... 13 of those points came in the first half, including eight straight at one spell, to lead the Razorbacks to a 33-32 halftime lead.
- Hit a 3-pointer to cut Arkansas deficit to two, 12-10, versus Georgia. It was his first 3-pointer made since he scored a career-high 14 at Texas A&M (Jan. 5), snapping an 0-for-7 drought from long-range.
- Had five assists and no turnovers in 18 minutes versus LSU.
- Versus Vandy, had three assists.



#0 DESI SILLS 2018-19 GAME STATS

Opponent	Date	GS	Min	FG	FGA	Pct	3FG	3A	Pct	FT	FTA	Pct	O	D	Tot	Avg	PF	FO	A	TO	Blk	Stl	Pts	Avg	
vs Texas	11/09/18	16	1	2	.500	1	11	0.000	0	0	0.000	0	0	1	1	1.0	2	0	0	0	0	0	3	3.0	
UC DAVIS	11/12/18	15	1	2	.500	0	0	0.000	0	0	0.000	0	0	1	1	1.0	4	0	0	2	0	0	2	2.5	
INDIANA	11/18/18	11	0	2	.000	0	1	1.000	2	2	1.000	0	0	1	1	1.0	1	0	2	1	0	1	2	2.3	
MONTANA STATE	11/21/18	16	2	5	.400	1	4	.250	0	1	1.000	0	0	1	1	1.0	3	0	5	1	0	2	5	3.0	
UT ARLINGTON	11/23/18	15	1	3	.333	0	2	0.000	1	3	.333	1	0	1	1	1.0	1	0	2	4	0	1	3	3.0	
FIU	12/01/18	19	3	4	.750	0	1	1.000	1	2	500	1	2	3	1.3	3	0	6	3	0	1	7	3.7		
at Colorado State	12/05/18	16	2	3	.667	2	3	.667	2	21.000	0	0	1	1	1.3	3	0	2	0	0	0	8	4.3		
WESTERN KENTUCKY	12/08/18	16	4	6	.667	0	2	0.000	1	2	.500	0	2	2	1.4	1	0	0	0	0	1	9	4.9		
vs UTSA	12/15/18	18	2	4	.500	1	2	.500	4	41.000	0	0	1	1	1.3	1	0	0	1	0	1	9	5.3		
GEORGIA TECH	12/19/18	11	2	3	.667	2	21.000	0	0.000	0	0.000	0	1	1	2	1.4	1	0	3	0	0	6	5.4		
TEXAS STATE	12/22/18	16	0	0	.000	0	0	0.000	0	0	0.000	0	0	0	0	1.3	2	0	2	1	0	0	0	4.9	
AUSTIN PEAY	12/28/18	24	0	3	.000	0	1	1.000	0	1	1.000	0	0	0	1	2	3	3	0	5	2	0	2	0	4.5
at Texas A&M	01/05/19	18	5	9	.556	3	6	.500	1	2	.500	1	0	1	1.4	3	0	1	3	0	0	14	5.2		
FLORIDA	01/09/19	18	0	3	.000	0	2	0.000	0	0	0.000	0	0	0	0	1.3	3	0	0	2	0	0	0	4.9	
LSU	01/12/19	18	0	4	.000	0	2	0.000	0	1	1.000	0	0	1	1	1.3	1	0	5	0	0	0	0	4.5	
at Tennessee	01/15/19	10	1	1	1.000	0	0	0.000	0	0	0.000	0	0	0	0	1.2	1	0	1	0	0	0	2	4.4	
at Ole Miss	01/19/19	7	0	0	.000	0	0	0.000	2	21.000	0	0	0	0	1.1	1	0	0	3	0	0	2	4.2		
MISSOURI	01/23/19	20	3	5	.600	0	0	0.000	2	3	.667	2	1	3	1.2	3	0	1	3	0	1	8	4.4		
at Texas Tech	01/26/19	8	0	1	.000	0	1	1.000	1	2	.500	0	0	0	2	2	1.3	1	0	2	0	0	1	4.3	
GEORGIA	01/29/19	18	1	6	.167	1	4	.250	0	0	0.000	0	0	1	1	1.3	2	0	1	0	0	1	3	4.2	
at LSU	02/02/19	8	0	0	.000	0	0	0.000	0	0	0.000	0	0	1	1	1.2	2	0	1	2	0	0	0	4.0	
VANDERBILT	02/05/19	10	0	1	.000	0	0	0.000	2	21.000	0	0	0	0	1.2	0	0	3	1	0	0	2	3.9		
at South Carolina	02/09/19	7	0	1	.000	0	0	0.000	0	0	0.000	0	0	1	1	1.2	0	0	2	1	0	0	0	3.7	
at Missouri	02/12/19	16	0	1	.000	0	0	0.000	3	4	.750	0	0	0	0	1.1	2	0	1	1	0	1	3	3.7	
MISSISSIPPI STATE	02/16/19	9	0	1	.000	0	0	0.000	0	0	0.000	0	0	0	0	1.1	0	0	2	0	0	1	0	3.6	
Totals		0	360	28	70	.400	11	34	.324	22	33	.667	7	20	27	1.1	44	0	42	36	0	13	89	3.6	

Assists/game: 1.7

Turnovers/game: 1.4

Assist/turnover ratio: 1.2

Steals/game: 0.5

• PERSONAL BESTS •

POINTS

Season: 14 at Texas A&M (01/05/19)

Career: --

SEC ONLY

14 at Texas A&M (01/05/19)

--

FG MADE

Season: 5 at Texas A&M (01/05/19)

Career: --

SEC ONLY

5 at Texas A&M (01/05/19)

--

FG ATTEMPTED

Season: 9 at Texas A&M (01/05/19)

Career: --

SEC ONLY

9 at Texas A&M (01/05/19)

--

3-POINT FG MADE

Season: 3 at Texas A&M (01/05/19)

Career: --

SEC ONLY

3 at Texas A&M (01/05/19)

--

3-PT FG ATTEMPTS

Season: 6 at Texas A&M (01/05/19)

Career: --

SEC ONLY

6 at Texas A&M (01/05/19)

--

FT MADE

Season: 4 vs. UTSA (21/15/18)

Career: --

SEC ONLY

3 at Missouri (02/12/19)

--

FT ATTEMPTED

Season: 4 (2x), last at Missouri (02/12/19)

Career: --

SEC ONLY

4 at Missouri (02/12/19)

--

REBOUNDS

Season: 3 (3x), last vs. Mizzou (01/23/19)

Career: --

SEC ONLY

3 vs. Missouri (01/23/19)

--

ASSISTS

Season: 6 vs. FIU (12/01/18)

Career: --

SEC ONLY

5 vs. LSU (01/12/19)

--

STEALS

Season: 2 (2x), last vs. APSU (12/28/18)

Career: --

SEC ONLY

1 (3x), last at Missouri (02/12/19)

--

BLOCKED SHOTS

Season: --

Career: --

SEC ONLY

--

MINUTES

Season: 24 vs. Austin Peay (12/28/18)

Career: --

SEC ONLY

18 (4x), last vs. Georgia (01/29/19)

--

DESI SILLS CAREER STATISTICS

Year	GP	GS	Min	Avg	FG	FGA	Pct	3FG	3FGA	Pct	FT	FTA	Pct	Off	Def	Tot	Avg	PF	FO	Ast	TO	Blk	Stl	Pts	Avg
2018-19	25	0	360	14.4	28	70	.400	11	34	.324	22	33	.667	7	20	27	1.1	44	0	42	36	0	13	89	3.6



1 ISAIAH JOE

G, Fr., 6-5, 167 | Fort Smith, Ark. / Fort Smith Northside HS

NAMED SEC PLAYER OF THE WEEK (Dec. 3) ... 34 points and made 10-of-13 3-pointers vs. FIU.

• **LEADS ALL NCAA FRESHMEN IN 3-PT FG & (.433); 2nd in 3's MADE (3.48 avg.)**

• **Leads the SEC** in 3PT FG Made (3.48) • Total 3's Made (87) • 2nd in 3PT FG% (.433)

• Scored double digits in each of the first 13 games and 20 of 25

• Has led the team in scoring in five times

34 vs FIU | 19 vs WKU | 21 vs UTSA | 23 at Tennessee | 23 vs. Missouri

• **HE PLAYS DEFENSE TOO:** Leads team in steals (38) and by taking 20 charges.

• Has made 3-plus 3's in a game 16 times this season.

IN THE NCAA / SEC

• 15th in NCAA **1st in SEC** 3-pt FG made (3.48/gm)
• 18th in NCAA **1st in SEC** 3-pt made (87 made)
• 27th in NCAA 2nd in SEC 3-pt FG% (.433)
• 45th in NCAA 2nd in SEC 3-pt FG attempts (201)
• 162nd in NCAA 9th in SEC Steals (1.52 spg)
• 12th in SEC Scoring (14.2)

AMONG NCAA/SEC FROSH

2nd among NCAA Frosh (Antoine Davis - Detroit Mercy, NCAA-best 4.54)
2nd among NCAA Frosh (Antoine Davis - Detroit Mercy, 118)
1st among NCAA Frosh (2nd is .430)

2nd among SEC Frosh
3rd among SEC Frosh

2018-19 (Fr.) HIGHLIGHTS:

- Scored 17 in his collegiate debut versus Texas, making 5-of-8 from 3-point range.
- Struggled early versus UC Davis, but finished with 14 points with five rebounds and three steals.
- Versus Montana State, was just 2-of-10 from 3-point range, he posted season-bests in assists (5) and steals (5).
- **Named SEC Player of the Week (12/3)** ... Scored 34 points - 17 in each half - and made 10-of-13 shots from 3-point range to lead the Razorbacks to a 121-89 victory over FIU ... The 34 points are second (tied) on the Arkansas all-time list for most points by a freshman ... Just the fourth Razorback (fifth in school history) and just 10th player in SEC history (11th in league history) to make at least 10 in a game. ... After FIU trimmed its deficit to four (24-20) at 8:29 in the first half, Joe drained a 3-pointer and scored 14 points over the next 4:37 to put Arkansas up 20 ... Made six straight and finished the game making 9-of-his-last-10 from long distance.
- Scored game-high 21 points versus UTSA, making 5-of-6 from 3-point range and was 6-of-6 at the line inside the final minute ... Only got one rebound, but it proved key ... On a missed Arkansas free throw, Joe got the rebound and was intentionally fouled ... Made those two free throws and two more on the ensuing possession to put the Razorbacks up 10 with 27 seconds left.
- Double-digit streak nearly ended vs. Texas State, but he was 7-of-8 from the free throw line with a 3-pointer to score 10 ... Was 6-of-7 at the line inside the final minute.
- Got off to a hot start versus Austin Peay, making 4-of-5 from 3-point range and scoring 12 of his 15 points.
- Broke out of a 2-for-10 dry spell from 3-point range over two games to lead the Hogs with 23 points at #3 Tennessee, making 7-of-13 from 3-point range ... Added four rebounds and two steals.
- He and Missouri's Mark Smith (the two rank 1-2 in SEC 3-point shooting) did not disappoint ... Joe was 7-of-12 from 3-point range and Smith was 6-of-11, scoring 23 and 22 respectively. ... Joe added three steals.
- At #19 LSU, scored 18 in the win ... Only had three points in first half, scored 15 in the second ... Started 2nd half with a 3-pointer ... Stopped a 7-0 Tiger run by hitting back-to-back 3-pointers (11:31 left and 10:33) for a 17-point lead ... When LSU cut lead to single-digits with 7:08 left, Joe hit a jumper for 11-point lead ... After LSU took first lead of the 2nd half (85-84 with 3:39 left), Joe sank 2 FT to give Arkansas the lead again.
- Versus Vanderbilt, scored 18 (6-of-10 3PT FG) and tied career high with five assists ... Made 3-pointers on 4 of Arkansas' last 5 possessions of the first half to cut deficit to one, 35-34, at halftime.
- At Missouri, broke the school record for 3-pointers made in a season by making four (for 86 at the time - previous record was 83) ... Finished with 17 points, adding four rebounds, two steals and a charge taken



#1 ISAIAH JOE 2018-19 GAME STATS

Opponent	Date	GS	Min	FG FGA	Pct	3FG 3A	Pct	FT FTA	Pct	O	D	Tot	Avg	PF	FO	A	TO	Blk	Stl	Pts	Avg				
vs Texas	11/09/18	*	34	6	10	.600	5	8	.625	0	0	0.000	0	2	2	2.0	4	0	1	0	0	17	17.0		
UC DAVIS	11/12/18	*	27	4	7	.571	2	5	.400	4	6	.667	1	4	5	3.5	1	0	2	3	0	3	14	15.5	
INDIANA	11/18/18	*	33	5	15	.333	3	11	.273	0	0	0.000	0	2	2	3.0	0	0	3	1	0	1	13	14.7	
MONTANA STATE	11/21/18	*	27	4	13	.308	2	10	.200	0	0	0.000	1	2	3	3.0	1	0	5	2	0	5	10	13.5	
UT ARLINGTON	11/23/18	*	26	3	9	.333	2	5	.400	2	2	1.000	1	2	3	3.0	3	0	3	1	0	1	10	12.8	
FIU	12/01/18	*	28	11	14	.786	10	13	.769	2	2	1.000	0	1	1	2.7	2	0	3	1	0	0	34	16.3	
at Colorado State	12/05/18	*	23	5	12	.417	4	9	.444	0	0	0.000	1	1	2	2.6	3	0	1	1	0	0	14	16.0	
WESTERN KENTUCKY	12/08/18	*	31	6	13	.462	5	10	.500	2	5	4.000	0	3	3	2.6	0	0	1	0	0	1	19	16.4	
vs UTSA	12/15/18	*	30	5	9	.556	5	6	.833	6	61.000		1	0	1	2.4	2	0	0	3	0	1	21	16.9	
GEORGIA TECH	12/19/18	*	31	5	17	.294	3	12	.250	0	0	0.000	1	2	3	2.5	0	0	3	2	0	0	13	16.5	
TEXAS STATE	12/22/18	*	30	1	6	.167	1	5	.200	7	8	.875	1	2	3	2.5	2	0	0	0	0	3	10	15.9	
AUSTIN PEAY	12/28/18	*	21	4	9	.444	4	7	.571	3	5	.600	0	0	0	2.3	4	0	1	1	0	5	15	15.8	
at Texas A&M	01/05/19	*	27	3	8	.375	3	7	.429	2	4	5.000	0	2	2	2.3	2	0	1	1	0	1	11	15.5	
FLORIDA	01/09/19	*	35	2	10	.200	2	9	.222	0	1	1.000	0	3	3	2.4	2	0	3	3	1	1	6	14.8	
LSU	01/12/19	*	34	2	5	.400	0	1	.000	1	2	5.000	2	3	5	2.5	4	0	2	2	0	1	5	14.1	
at Tennessee	01/15/19	*	30	7	15	.467	7	13	.538	2	21.000		2	2	4	2.6	1	0	0	0	2	23	14.7		
at Ole Miss	01/19/19	*	33	4	11	.364	3	9	.333	0	0	0.000	2	3	5	2.8	0	0	1	0	0	0	11	14.5	
MISSOURI	01/23/19	*	33	8	13	.615	7	12	.583	0	0	0.000	0	1	1	2.7	2	0	2	2	0	3	23	14.9	
at Texas Tech	01/26/19	*	29	1	6	.167	0	5	.000	3	31.000		0	0	0	2.5	2	0	1	1	0	2	5	14.4	
GEORGIA	01/29/19	*	21	1	4	.250	1	3	.333	0	0	0.000	0	0	0	2.4	1	0	0	0	1	3	13.9		
at LSU	02/02/19	*	34	6	13	.462	4	8	.500	2	3	.667	0	3	3	2.4	2	0	2	1	0	1	18	14.0	
VANDERBILT	02/05/19	*	34	6	11	.545	6	10	.600	0	0	0.000	1	3	4	2.5	2	0	5	0	0	0	18	14.2	
at South Carolina	02/09/19	*	29	4	11	.364	3	9	.333	0	0	0.000	1	2	3	2.5	2	0	0	0	1	2	11	14.1	
at Missouri	02/12/19	*	32	6	11	.545	4	9	.444	1	2	.500	0	4	4	2.6	1	0	0	1	0	2	17	14.2	
MISSISSIPPI STATE	02/16/19	*	28	2	6	.333	1	5	.200	0	0	0.000	0	2	2	2.6	4	0	3	3	0	2	5	13.8	
Totals			25	740	111	258	.430	87	201	.433	37	51	.725	15	49	64	2.6	47	0	42	30	2	38	346	13.8

Assists/game: 1.7
Turnovers/game: 1.2
Assist/turnover ratio: 1.4
Steals/game: 1.5
Blocks/game: 0.1

PERSONAL BESTS

POINTS Season: 34 vs. FIU (12/01/18) Career: --	SEC ONLY 23 (2x), last vs. Mizzou (01/23/19) --
FG MADE Season: 11 vs. FIU (12/01/18) Career: --	SEC ONLY 8 vs. Missouri (01/23/19) --
FG ATTEMPTED Season: 17 vs. Ga Tech (12/19/18) Career: --	SEC ONLY 15 at Tennessee (01/15/19) --
3-POINT FG MADE Season: 10 vs. FIU (12/01/18) Career: --	SEC ONLY 7 (2x), last vs. Mizzou (01/23/19) --
3-PT FG ATTEMPTS Season: 13 vs. FIU (12/01/18) Career: --	SEC ONLY 13 at Tennessee (01/15/19) --
FT MADE Season: 7 vs. Texas State (12/22/18) Career: --	SEC ONLY 2 (2x), last at Tenn. (01/15/19) --
FT ATTEMPTED Season: 8 vs. Texas State (12/22/18) Career: --	SEC ONLY 4 at Texas A&M (01/05/19) --
REBOUNDS Season: 5 (3x), last at Ole Miss (01/19/19) Career: --	SEC ONLY 5 (2x), last at Ole Miss (01/19/19) --
ASSISTS Season: 5 (2x), last vs. Vanderbilt (02/05/19) Career: --	SEC ONLY 5 vs. Vanderbilt (02/05/19) --
STEALS Season: 5 (2x), last vs. APSU (2/28/18) Career: --	SEC ONLY 3 vs. Missouri (01/23/19) --
BLOCKED SHOTS Season: 1 vs. Florida (01/09/19) Career: --	SEC ONLY 1 vs. Florida (01/09/19) --
MINUTES Season: 35 vs. Florida (01/09/19) Career: --	SEC ONLY 35 vs. Florida (01/09/19) --

ISAIAH JOE CAREER STATISTICS

Year	GP	GS	Min	Avg	FG	FGA	Pct	3FG	3FGA	Pct	FT	FTA	Pct	Off	Def	Tot	Avg	PF	FO	Ast	TO	Blk	Stl	Pts	Avg
2018-19	25	25	740	29.6	111	258	.430	87	201	.433	37	51	.725	15	49	64	2.6	47	0	42	30	2	38	346	13.8



2 ADRIO BAILEY

F, Jr., 6-6, 222 | Campiti, La. / Lakeview HS

- Name is pronounced A-Dree-O (with a long A)
- Voted team tri-captain for the 2018-19 season
- Represents Arkansas on the SEC Men's Basketball Leadership Council
- Second on the team with 77 deflections, including eight at Colorado State, seven versus FIU, six versus Western Kentucky and five each versus UC Davis and UT Arlington.

2018-19 (Jr.) HIGHLIGHTS:

- Set a career-highs in points (20), free throws made (9) and free throws attempted (11) in the win over UC Davis ... Helped put the game out of reach, scoring eight (with six free throws) inside the final five minutes during a 22-1 run ... Also attempted and later made his first career 3-pointer.
- Was perfect from the field (5-for-5) versus Montana State in scoring 10 points.
- Had season-high and tied career high with three steals versus UTA, adding 14 pts (making 6-of-8 FT) and 5 rebs.
- Posted a career-high eight rebounds at Colorado State, adding three assists and two blocked shots.
- Only made two baskets in eight minutes versus Austin Peay, but both were dunks to start second half and set the stage for a high-energy period.
- Versus LSU, scored eight points and had three assists, tying a career high ... Had a big two-minute spurt in the second half when LSU threatened to take complete control of the game, Bailey scored six points and had two rebounds to keep the Tigers within striking distance with 11 minutes to left in regulation.
- Took a career-high nine shots at #3 Tennessee, making three and scoring seven points.
- Scored eight points (3-of-4 shooting from the field and 2-of-4 from FT line) at #13 Texas Tech.
- Hit a 3-pointer in LSU win, just his second of the season – and second of his career – and added two steals.
- At South Carolina, scored six points and led the team in rebounds (6) and steals (3) ... Also set or tied SEC career highs in rebounds (6), steals (3), free throws made (2) and minutes (25).
- Perhaps had his best all-around game versus Mississippi State, especially versus SEC competition ... Was 4-of-6 from the field for eight points with four rebounds, in an SEC, career-high 27 minutes played.



#2 ADRIO BAILEY 2018-19 GAME STATS

Opponent	Date	GS	Min	FG	FGA	Pct	3FG	3A	Pct	FT	FTA	Pct	O	D	Tot	Avg	PF	FO	A	TO	Blk	Stl	Pts	Avg	
vs Texas	11/09/18	*	35	4	5	.800	0	1	.000	0	2	.000	0	5	5	5.0	3	0	1	1	1	1	8	8.0	
UC DAVIS	11/12/18	*	26	5	8	.625	1	2	.500	9	11	.818	0	4	4	4.5	2	0	2	0	0	2	20	14.0	
INDIANA	11/18/18	*	25	2	7	.286	0	1	.000	0	0	.000	0	1	1	3.3	3	0	1	0	0	1	4	10.7	
MONTANA STATE	11/21/18	*	19	5	5	1.000	0	0	.000	0	0	.000	2	1	3	3.3	4	0	2	0	1	0	10	10.5	
UT ARLINGTON	11/23/18	*	24	4	6	.667	0	0	.000	6	8	.750	2	3	5	3.6	2	0	1	1	2	3	14	11.2	
FIU	12/01/18	*	16	4	6	.667	0	0	.000	2	4	.500	0	5	5	3.8	5	1	1	0	4	1	10	11.0	
at Colorado State	12/05/18	*	28	5	7	.714	0	0	.000	0	2	.000	2	6	8	4.4	1	0	3	2	2	1	10	10.9	
WESTERN KENTUCKY	12/08/18	*	26	0	4	.000	0	0	.000	0	2	.000	1	4	5	4.5	4	0	0	1	1	0	0	9.5	
vs UTSA	12/15/18	*	13	1	5	.200	0	0	.000	0	0	.000	0	3	3	4.3	4	0	0	2	2	0	2	8.7	
GEORGIA TECH	12/19/18	*	11	0	4	.000	0	0	.000	0	0	.000	2	0	2	4.1	1	0	0	1	0	1	0	7.8	
TEXAS STATE	12/22/18	*	11	0	3	.000	0	1	.000	0	0	.000	1	2	3	4.0	3	0	0	2	0	0	0	7.1	
AUSTIN PEAY	12/28/18	*	8	2	3	.667	0	0	.000	1	2	.500	0	1	1	3.8	3	0	0	1	0	0	5	6.9	
at Texas A&M	01/05/19	*	25	2	7	.286	0	0	.000	1	3	.333	2	3	5	3.8	1	0	0	0	0	0	5	6.8	
FLORIDA	01/09/19	*	21	2	8	.250	0	0	.000	0	0	.000	1	4	5	3.9	3	0	0	0	1	2	4	6.6	
LSU	01/12/19	*	15	3	7	.429	0	0	.000	2	21	.000	1	2	3	3.9	0	0	3	0	1	0	8	6.7	
at Tennessee	01/15/19	*	25	3	9	.333	0	0	.000	1	2	.500	1	1	2	3.8	5	1	0	5	0	0	7	6.7	
at Ole Miss	01/19/19	*	10	2	4	.500	0	0	.000	0	0	.000	1	1	2	3.6	2	0	2	0	0	0	4	6.5	
MISSOURI	01/23/19	*	8	0	2	.000	0	0	.000	1	2	.500	0	0	0	3.4	2	0	0	0	0	1	1	6.2	
at Texas Tech	01/26/19	*	24	3	4	.750	0	0	.000	2	4	.500	0	2	2	3.4	0	0	1	1	0	2	8	6.3	
GEORGIA	01/29/19	*	16	4	7	.571	0	0	.000	0	0	.000	0	2	2	3.3	4	0	0	0	0	0	8	6.4	
at LSU	02/02/19	*	22	1	4	.250	1	11	.000	2	21	.000	0	1	1	3.2	4	0	0	2	0	2	5	6.3	
VANDERBILT	02/05/19	*	19	2	5	.400	0	0	.000	0	0	.000	1	2	3	3.2	3	0	1	1	0	1	4	6.2	
at South Carolina	02/09/19	*	25	2	4	.500	0	1	.000	2	21	.000	3	3	6	3.3	4	0	1	0	1	3	6	6.2	
at Missouri	02/12/19	*	14	2	4	.500	0	2	.000	0	0	.000	2	0	2	3.3	3	0	2	1	0	0	4	6.1	
MISSISSIPPI STATE	02/16/19	*	27	4	6	.667	0	0	.000	0	0	.000	0	4	4	3.3	2	0	1	3	1	0	8	6.2	
Totals			23	493	62	134	.463	2	9	.222	29	48	.604	22	60	82	3.3	68	2	22	24	17	20	155	6.2

Assists/game: 0.9
Turnovers/game: 1.0
Assist/turnover ratio: 0.9
Steals/game: 0.8
Blocks/game: 0.7

ADRIO BAILEY CAREER STATISTICS

Year	GP	GS	Min	Avg	FG	FGA	Pct	3FG	3FGA	Pct	FT	FTA	Pct	Off	Def	Tot	Avg	PF	FO	Ast	TO	Blk	Stl	Pts	Avg
2016-17	27	2	200	7.4	22	39	.564	0	0	.000	6	19	.316	13	22	35	1.3	29	0	7	11	7	14	50	1.9
2017-18	31	16	439	14.2	53	98	.541	0	0	.000	20	33	.606	29	50	79	2.5	59	1	17	18	23	15	126	4.1
2018-19	25	23	493	19.7	62	134	.463	2	9	.222	29	48	.604	22	60	82	3.3	68	2	22	24	17	20	155	6.2
TOTAL	83	41	1132	13.6	137	271	.506	2	9	.222	55	100	.550	64	132	196	2.4	156	3	46	53	47	49	331	4.0

• PERSONAL BESTS •

POINTS	SEC ONLY
Season: 20 vs. UC Davis (11/12/18)	8 (3x), last vs. Miss State (02/16/19)
Career: 20 vs. UC Davis (11/12/18)	10 at Mississippi State (01/02/18)
FG MADE	SEC ONLY
Season: 5 (2x), last vs. MSU (11/21/18)	4 (2x), last vs. Miss State (02/16/19)
Career: 7 (2x), last vs. Samford (11/10/17)	5 at Mississippi State (01/02/18)
FG ATTEMPTED	SEC ONLY
Season: 9 at Tennessee (01/15/19)	9 at Tennessee (01/15/19)
Season: 9 at Tennessee (01/15/19)	9 at Tennessee (01/15/19)
3-POINT FG MADE	SEC ONLY
Season: 1 (2x), last at LSU (02/02/19)	1 at LSU (02/02/19)
Career: 1 (2x), last at LSU (02/02/19)	1 at LSU (02/02/19)
3-PT FG ATTEMPTS	SEC ONLY
Season: 2 vs. UC Davis (11/12/18)	--
Career: 2 vs. UC Davis (11/12/18)	--
FT MADE	SEC ONLY
Season: 9 vs. UC Davis (11/12/18)	2 (3x), last at USC (02/09/19)
Career: 9 vs. UC Davis (11/12/18)	2 (4x), last at USC (02/09/19)
FT ATTEMPTED	SEC ONLY
Season: 11 vs. UC Davis (11/12/18)	3 at Texas A&M (01/05/19)
Career: 11 vs. UC Davis (11/12/18)	6 vs. South Carolina (03/08/18)
REBOUNDS	SEC ONLY
Season: 8 at Colorado State (21/05/18)	6 at South Carolina (02/09/19)
Career: 8 at Colorado State (21/05/18)	6 (2x), last at USC (02/09/19)
ASSISTS	SEC ONLY
Season: 3 (2x), last vs. LSU (01/12/19)	3 vs. LSU (01/12/19)
Career: 3 (3x), last at LSU (01/12/19)	3 (3x), last vs. LSU (01/12/19)
STEALS	SEC ONLY
Season: 3 (2x), last at USC (02/09/19)	3 at South Carolina (02/09/19)
Career: 3 (4x), last at USC (02/09/19)	3 at South Carolina (02/09/19)
BLOCKED SHOTS	SEC ONLY
Season: 4 vs. FIU (12/01/18)	1 (3x), last vs. Miss State (02/16/19)
Career: 5 vs. North Carolina (11/24/17)	2 vs. Vanderbilt (02/27/17)
MINUTES	SEC ONLY
Season: 35 vs. Texas (11/09/18)	27 vs. Mississippi State (02/16/19)
Career: 35 vs. Texas (11/09/18)	27 vs. Miss State (02/16/19)



5 JALEN HARRIS

G, RSo., 6-2, 166 | Wilson, N.C. / Word of God Christian Acad. / New Mexico

• Voted team tri-captain for the 2018-19 season.

IN THE NCAA/SEC

- 7th in NCAA • **1st in the SEC** in assist-to-turnover ratio (3.32) – 146 assists vs 44 turnovers
- 26th in NCAA • 4th in the SEC in assists per game (5.80)
- 29th in NCAA • 4th in the SEC in total assists (146)
- Has five games with double-digit assists; 16 with at least five
- Has seven games with zero turnovers this season; five with just one

2018-19 (RSo.) HIGHLIGHTS:

- In games 5-11 of the season, had 56 assists with just five turnovers with four double-digit assist games.
- Run started by getting a then career-high 11 assists versus Montana State (with just one turnover) ... Added 11 points against the Bobcats for his **first career double-double**.
- Had 10 assists, with just one turnover, versus FIU.
- Dished out a **career-high 12 assists** at Colorado State (with just two turnovers) ... Also had career-high four steals.
- Scored 14 versus UTA (making career-highs 8-of-11 FT).
- Versus Western Kentucky, had seven assists and no turnovers in 37 minutes ... Added 13 points, four rebounds and two steals.
- Tallied second career **double-double**, getting 11 points and dishing out 10 assists – with zero turnovers – versus UTSA ... Made 7-of-8 from the free throw line.
- Had seven assists and just one turnover vs. Austin Peay ... Made just his second 3-pointer of the season, but it was huge to give Arkansas a 9-point lead with 1:48 left.
- Tied then career high with 15 points at Texas A&M ... Also his first time to lead the team in scoring ... Added nine assists with zero turnovers in 36 minutes of playing time.
- Had his fifth game with no turnovers, playing 32 minutes versus Missouri ... Handed out six assists, scored 10 points and had three steals.
- At #13 Texas Tech, scored 11 points and had three steals ... Made a basket between mid-court and top of the key to give Arkansas a 33-30 lead at the break.
- Had a career-high two blocked shots versus Georgia as Arkansas blocked 14 as a team ... Added 13 points.
- Scored a **career-high 17 points** at South Carolina, making 7-of-10 at the free throw line.
- At Missouri, had 10 assists with just one turnover, adding four rebounds.



#5 JALEN HARRIS 2018-19 GAME STATS

Opponent	Date	GS	Min	FG	FGA	Pct	3FG	3A	Pct	FT	FTA	Pct	O	D	Tot	Avg	PF	FO	A	TO	Blk	Stl	Pts	Avg	
vs Texas	11/09/18	*	39	3	12	.250	0	5	.000	5	6	.833	3	2	5	5.0	2	0	4	2	0	3	11	11.0	
UC DAVIS	11/12/18	*	28	1	6	.167	0	1	.000	0	0	.000	0	2	2	3.5	2	0	4	0	0	1	2	6.5	
INDIANA	11/18/18	*	25	1	5	.200	1	3	.333	2	21	.000	0	2	2	3.0	3	0	4	2	0	1	5	6.0	
MONTANA STATE	11/21/18	*	25	4	7	.571	1	3	.333	2	21	.000	0	2	2	2.8	2	0	11	1	0	0	11	7.3	
UT ARLINGTON	11/23/18	*	31	3	6	.500	0	1	.000	8	11	.727	0	3	3	2.8	1	0	6	1	0	0	14	8.6	
FIU	12/01/18	*	26	2	6	.333	0	1	.000	5	6	.833	0	3	3	2.8	2	0	10	1	0	0	9	8.7	
at Colorado State	12/05/18	*	32	4	8	.500	0	2	.000	0	0	.000	1	4	5	3.1	2	0	12	2	0	4	8	8.6	
WESTERN KENTUCKY	12/08/18	*	37	6	15	.400	0	2	.000	1	2	.500	1	3	4	3.3	1	0	7	0	0	2	13	9.1	
vs UTSA	12/15/18	*	34	2	9	.222	0	3	.000	7	8	.875	0	2	2	3.1	2	0	10	0	0	0	11	9.3	
GEORGIA TECH	12/19/18	*	31	3	7	.429	0	3	.000	1	11	.000	0	3	3	3.1	4	0	4	2	0	1	7	9.1	
TEXAS STATE	12/22/18	*	26	5	9	.556	0	1	.000	0	0	.000	0	0	0	2.8	3	0	1	2	1	1	10	9.2	
AUSTIN PEAY	12/28/18	*	26	1	5	.200	1	2	.500	4	6	.667	1	2	3	2.8	2	0	7	1	0	2	7	9.0	
at Texas A&M	01/05/19	*	36	4	9	.444	1	3	.333	6	11	.545	0	3	3	2.8	2	0	9	0	0	0	15	9.5	
FLORIDA	01/09/19	*	35	1	5	.200	0	3	.000	0	2	.000	0	1	1	2.7	2	0	3	3	0	0	2	8.9	
LSU	01/12/19	*	32	2	7	.286	1	4	.250	2	4	.500	0	1	1	2.6	1	0	6	5	0	0	7	8.8	
at Tennessee	01/15/19	*	28	3	7	.429	0	1	.000	0	2	.000	1	2	3	2.6	1	0	5	4	0	1	6	8.6	
at Ole Miss	01/19/19	*	30	1	4	.250	1	3	.333	0	0	.000	1	5	6	2.8	1	0	7	4	0	1	3	8.3	
MISSOURI	01/23/19	*	32	3	7	.429	0	2	.000	4	41	.000	0	2	2	2.8	3	0	6	0	0	3	10	8.4	
at Texas Tech	01/26/19	*	34	4	12	.333	1	3	.333	2	21	.000	0	1	1	2.7	2	0	2	3	1	3	11	8.5	
GEORGIA	01/29/19	*	33	4	12	.333	0	2	.000	5	7	.714	1	2	3	2.7	3	0	1	0	2	1	13	8.8	
at LSU	02/02/19	*	24	5	7	.714	1	3	.333	0	0	.000	0	1	1	2.6	5	1	5	2	0	1	11	8.9	
VANDERBILT	02/05/19	*	30	1	6	.167	0	2	.000	0	1	.000	1	4	5	2.7	3	0	3	0	0	0	2	8.5	
at South Carolina	02/09/19	*	36	5	16	.313	0	2	.000	7	10	.700	1	2	3	2.7	1	0	2	5	0	2	17	8.9	
at Missouri	02/12/19	*	29	1	6	.167	0	1	.000	4	41	.000	0	4	4	2.8	3	0	10	1	0	0	6	8.8	
MISSISSIPPI STATE	02/16/19	*	35	3	6	.500	0	1	.000	2	4	.500	2	2	4	2.8	4	0	7	3	0	1	8	8.8	
Totals			25	774	72	199	.362	8	57	.140	67	95	.705	13	58	71	2.8	57	1	146	44	4	28	219	8.8

Assists/game: 5.8
Turnovers/game: 1.8
Assist/turnover ratio: 3.3
Steals/game: 1.1
Blocks/game: 0.2

• PERSONAL BESTS •

POINTS Season: 17 at South Carolina (02/09/19) Career: 17 at South Carolina (02/09/19)	SEC ONLY 17 at South Carolina (02/09/19) --
FG MADE Season: 6 vs Western Ky. (12/08/18) Career: 6 vs Western Ky. (12/08/18)	SEC ONLY 5 (2x) last at USC (02/09/19) --
FG ATTEMPTED Season: 16 at South Carolina (02/09/19) Career: 16 at South Carolina (02/09/19)	SEC ONLY 16 at South Carolina (02/09/19) --
3-POINT FG MADE Season: 1 (6x) last at LSU (02/02/19) Career: 1 (13x), last at LSU (02/02/19)	SEC ONLY 1 (4x), last at LSU (02/02/19) --
3-PT FG ATTEMPTS Season: 5 vs. Texas (11/09/18) Career: 5 vs. Texas (11/09/18)	SEC ONLY 3 at Texas A&M (01/05/19) --
FT MADE Season: 8 vs. UTA (11/23/18) Career: 8 vs. UTA (01/23/18)	SEC ONLY 7 at South Carolina (02/09/19) --
FT ATTEMPTED Season: 11 (2x) last at TX A&M (01/05/19) Career: 11 (2x), last at TX A&M (01/05/19)	SEC ONLY 11 at Texas A&M (01/05/19) --
REBOUNDS Season: 9 vs. FIU (12/01/18) Career: 9 (2x), last vs. FIU (12/01/18)	SEC ONLY 6 at Ole Miss (01/19/19) --
ASSISTS Season: 12 at Colorado State (12/05/18) Career: 12 at Colorado State (12/05/18)	SEC ONLY 10 at Missouri (02/12/19) --
STEALS Season: 4 at Colorado State (12/05/18) Career: 4 at Colorado State (12/05/18)	SEC ONLY 3 vs. Missouri (01/23/19) --
BLOCKED SHOTS Season: 2 vs. Georgia (01/29/19) Career: 2 vs. Georgia (01/29/19)	SEC ONLY 2 vs. Georgia (01/29/19) --
MINUTES Season: 39 vs. Texas (11/09/18) Career: 39 vs. Texas (11/09/18)	SEC ONLY 36 at Texas A&M (01/05/19) --

JALEN HARRIS CAREER STATISTICS

Year	GP	GS	Min	Avg	FG	FGA	Pct	3FG	3FGA	Pct	FT	FTA	Pct	Off	Def	Tot	Avg	PF	FO	Ast	TO	Blk	Stl	Pts	Avg	
2016-17 *	31	18	639	20.6	47	107	.439	7	27	.259	38	51	.745	2	54	56	1.8	64	0	72	40	3	25	139	4.5	
2017-18 - Redshirted at Arkansas																										
2018-19	25	25	774	31.0	72	199	.362	8	57	.140	67	95	.705	13	58	71	2.8	57	1	146	44	4	28	219	8.8	
TOTAL	56	43	1413	25.2	119	306	.389	15	84	.179	105	146	.719	15	112	127	2.3	121	1	218	84	7	53	358	6.4	

* - 2016-17 stats from/including New Mexico



10 DANIEL GAFFORD

F, So., 6-11, 233 | El Dorado, Ark. / El Dorado HS

- KAREEM ABDUL-JABBAR AWARD TOP 10 FINALIST
- SPORTING NEWS MIDSEASON ALL-AMERICAN
- PRESEASON 1ST TEAM ALL-SEC (MEDIA AND COACHES)
- CONSENSUS NBA FIRST ROUND PICK IN 2019 MOCK DRAFTS
- Voted team tri-captain for 2018-19 ... Has 8 Double-Doubles and team is 7-1 in such games
- Team-best 121 deflections, including 10 at Colorado State, 9 vs. Austin Peay and seven thrice.
- Only player to rank among SEC top 10 in rebs, scoring, blocks, FG%, off. rebs and def. rebs.

IN THE NCAA/SEC

• 5th NCAA • 1st SEC	Field goal percentage (.661)	• 47th NCAA • 2nd SEC	Rebounding (8.8)
• 60th NCAA • 2nd SEC	Double-Doubles (8)	• 40th NCAA • 4th SEC	Blocked shots per game (2.00)
• 72nd NCAA • 2nd SEC	Offensive Rebounds per game (2.80)	• 161st NCAA • 5th SEC	Scoring (16.6)
• 79th NCAA • 2nd SEC	Defensive Rebounds per game (6.00)		

2018-19 (So.) HIGHLIGHTS:

- Had a double-double in the opener versus Texas with 20 points and 12 rebounds, which tied a career high at the time.
- Named **SEC Player of the Week** thanks to his then-high 27 points and then career-high 12 rebounds vs. Indiana ... Scored 19, second-half points while grabbing seven rebounds and getting two steals ... Was 9-for-10 shooting in the period while the rest of the team was just 5-of-23 from the field and scored 16 points ... Three times in within the final 11 minutes, Indiana took a one-point lead and, each time, Gafford answered to put the Razorbacks back on top.
- Was 8-for-8 from the field versus Montana State (scoring 16 points) with a team-high seven rebounds ... Tied the school record for best FG% in game (with 8 attempts being minimum).
- Made then career-high nine free throws (tying then career-high with 10 att.) en route to 21 points vs. UTA.
- Registered third double-double – 21 points and 12 rebounds – versus FIU, adding four blocked shots.
- Fourth double-double of the season came versus UTSA, scoring 13 points with a **career-high 14 rebounds** ... Had 11 points and eight boards the second half ... Did not commit a foul and added two blocked shots and a steal.
- Fifth double-double consisted of 19 points and 10 rebounds versus Texas State ... Added two blocked shots ... Made nine free throws and **set career high with 14 free throw attempts ... Also played a career-high 35 minutes.**
- For second straight game, had a double-double vs. Austin Peay (16 pts and 10 rebs) while once again playing career-high 35 minutes. Also tied career high with three steals and added seven blocked shots ... Overall, had nine deflections.
- Battled foul trouble at Texas A&M but still recorded his third straight double-double, getting 11 points and 11 rebounds.
- Scored a **career-high 32 points vs. LSU** on 14-of-19 shooting, including a dunk with 30 seconds left to force overtime.
- Posted eighth double-double versus Missouri (13 and 10) ... Had an off-balanced shot at the buzzer to cut deficit to two at halftime that spurred second-half comeback ... Played 35 minutes with zero fouls.
- Went 7-for-7 from the field at #13 Texas Tech and led the team in scoring (16) ... Battled foul trouble in the first half, played seven minutes with two points ... Played 19 minutes in second half and made all six FG.
- Scored a game-high 23 points at LSU, making 11-of-15 from the field ... Added eight rebounds, two blocked shots and two steals ... Scored 15 in the first half to lead the Razorbacks to a 45-41 advantage at the break.
- Had game-high 28 points vs Vandy, making 9-of-14 FG and **career-high 10 free throws** (12 attempts) ... **Had three assists, career-high in SEC game** ... Added nine rebounds ... Scored first five points of second half.
- At Missouri, scored team's first 10 points and finished with 26 on 12-of-17 shooting ... Added eight rebounds and two blocked shots.

#10 DANIEL GAFFORD 2018-19 GAME STATS

Opponent	Date	GS	Min	FG FGA	Pct	3FG 3A	Pct	FT FTA	Pct	O	D	Tot	Avg	PF	FO	A	TO	Blk	Stl	Pts	Avg			
vs Texas	11/09/18	*	33	8 15	.533	0 0	.000	4 9	.444	2 10	12	12.0	3 0	0	6	2	1	20	20.0					
UC DAVIS	11/12/18	*	28	3 3	1.000	0 0	.000	6 9	.667	0 4	8.0	2 0	2 6	4	0	12	16.0							
INDIANA	11/18/18	*	31	12 15	.800	0 0	.000	3 8	.375	5 7	12	9.3	2 0	0	3	3	2	27	19.7					
MONTANA STATE	11/21/18	*	23	8 8	1.000	0 0	.000	0 2	.000	2 5	7	8.8	2 0	0	2	1	1	16	18.8					
UT ARLINGTON	11/23/18	*	23	6 10	.600	0 0	.000	9 10	.900	2 3	5	8.0	4 0	0	1	0	2	21	19.2					
FIU	12/01/18	*	23	9 12	.750	0 0	.000	5 8	.625	4 8	12	8.7	4 0	0	3	4	1	23	19.8					
at Colorado State	12/05/18	*	22	5 12	.417	0 0	.000	2 4	.500	3 6	9	8.7	2 0	3	1	3	1	12	18.7					
WESTERN KENTUCKY	12/08/18	*	32	7 12	.583	0 0	.000	3 31	.000	4 5	9	8.8	1 0	1	2	2	1	17	18.5					
vs UTSA	12/15/18	*	29	4 6	.667	0 0	.000	5 8	.625	2 12	14	9.3	0 0	0	4	2	1	13	17.9					
GEORGIA TECH	12/19/18	*	32	6 9	.667	0 0	.000	2 4	.500	3 5	8	9.2	5 1	3	3	3	1	14	17.5					
TEXAS STATE	12/22/18	*	35	5 9	.556	0 0	.000	9 14	.643	2 8	10	9.3	1 0	1	1	2	0	19	17.6					
AUSTIN PEAY	12/28/18	*	35	7 10	.700	0 0	.000	2 4	.500	4 6	10	9.3	3 0	0	2	4	3	16	17.5					
at Texas A&M	01/05/19	*	25	5 11	.455	0 0	.000	1 2	.500	6 5	11	9.5	4 0	1	1	1	0	11	17.0					
FLORIDA	01/09/19	*	27	3 4	.750	0 0	.000	3 6	.500	2 10	12	9.6	4 0	1	0	0	1	9	16.4					
LSU	01/12/19	*	37	14 19	.737	0 0	.000	4 9	.444	4 3	7	9.5	4 0	0	4	2	0	32	17.5					
at Tennessee	01/15/19	*	20	4 6	.667	0 0	.000	2 4	.500	3 4	7	9.3	5 1	0	2	0	2	10	17.0					
at Ole Miss	01/19/19	*	31	2 6	.333	0 0	.000	5 6	.833	0 10	10	9.4	2 0	1	5	2	1	9	16.5					
MISSOURI	01/23/19	*	35	6 9	.667	0 0	.000	1 5	.200	4 6	10	9.4	0 0	1	0	0	2	13	16.3					
at Texas Tech	01/26/19	*	26	7 7	1.000	0 0	.000	2 5	.400	2 3	5	9.2	3 0	0	0	2	1	0	16	16.3				
GEORGIA	01/29/19	*	22	3 4	.750	0 0	.000	5 7	.714	1 4	5	9.0	3 0	2	3	4	0	11	16.1					
at LSU	02/02/19	*	32	11 15	.733	0 0	.000	1 2	.500	4 4	8	8.9	5 1	0	4	2	2	23	16.4					
VANDERBILT	02/05/19	*	33	9 14	.643	0 0	.000	10 12	.833	2 7	9	8.9	2 0	3	2	2	0	28	16.9					
at South Carolina	02/09/19	*	22	4 5	.800	0 0	.000	0 1	.000	2 3	5	8.7	4 0	1	2	0	2	8	16.5					
at Missouri	02/12/19	*	32	12 17	.706	0 0	.000	2 4	.500	3 5	8	8.7	4 0	0	4	2	1	26	16.9					
MISSISSIPPI STATE	02/16/19	*	34	2 7	.286	0 0	.000	4 5	.800	4 7	11	8.8	3 0	0	1	3	4	8	16.6					
Totals			25	722	162	245	.661	0 0	.000	90	151	.596	70	150	220	8.8	72	3	21	66	50	27	414	16.6

Assists/game: 0.8
Turnovers/game: 2.6
Assist/turnover ratio: 0.3
Steals/game: 1.1
Blocks/game: 2.0

DANIEL GAFFORD CAREER STATISTICS

Year	GP	GS	Min	Avg	FG	FGA	Pct	3FG	3FGA	Pct	FT	FTA	Pct	Off	Def	Tot	Avg	PF	FO	Ast	TO	Blk	Stl	Pts	Avg
2017-18	35	26	790	22.6	164	271	.605	0	0	.000	85	161	.528	77	140	217	6.2	114	3	24	37	76	19	413	11.8
2018-19	25	25	722	28.9	162	245	.661	0	0	.000	90	151	.596	70	150	220	8.8	72	3	21	66	50	27	414	16.6
TOTAL	60	51	1512	25.2	326	516	.632	0	0	.000	175	312	.561	147	290	437	7.3	186	6	45	103	126	46	827	13.8



GAFFORD'S '18-19 DOUBLE-DOUBLES (8)

Opp	Pts	Rebs
vs. Texas	20	12
Indiana	27	12
FIU	23	12
vs. UTSA	13	14
Texas State	19	10
Austin Peay	16	10
at Texas A&M	11	11
Missouri	13	10

PERSONAL BESTS

POINTS Season: 32 vs. LSU (01/12/19) Career: 32 vs. LSU (01/12/19)	SEC ONLY 32 vs. LSU (01/12/19) 32 vs. LSU (01/12/19)
FG MADE Season: 14 vs. LSU (01/12/19) Career: 14 vs. LSU (01/12/19)	SEC ONLY 14 vs. LSU (01/12/19) 14 vs. LSU (01/12/19)
FG ATTEMPTED Season: 19 vs. LSU (01/12/19) Career: 19 vs. LSU (01/12/19)	SEC ONLY 19 vs. LSU (01/12/19) 19 vs. LSU (01/12/19)
3-POINT FG MADE Season: -- Career: --	SEC ONLY -- --
3-PT FG ATTEMPTS Season: -- Career: --	SEC ONLY -- --
FT MADE Season: 10 vs. Vanderbilt (02/05/19) Career: 10 vs. Vanderbilt (02/05/19)	SEC ONLY 10 vs. Vanderbilt (02/05/19) 10 vs. Vanderbilt (02/05/19)
FT ATTEMPTED Season: 14 vs. Texas State (12/22/18) Career: 14 vs. Texas State (12/22/18)	SEC ONLY 12 vs. Vanderbilt (02/05/19) 12 vs. Vanderbilt (02/05/19)
REBOUNDS Season: 14 vs. UTSA (12/15/18) Career: 14 vs. UTSA (12/15/18)	SEC ONLY 12 vs. Florida (01/05/19) 12 vs. Florida (01/05/19)
ASSISTS Season: 3 (2x), last vs. Vanderbilt (02/05/19) Career: 4 vs. Oral Roberts (12/19/17)	SEC ONLY 3 vs. Vanderbilt (02/05/19) 3 vs. Vanderbilt (02/05/19)
STEALS Season: 3 vs. Austin Peay (12/28/18) Career: 3 (2x), last vs. APSU (12/28/18)	SEC ONLY 2 (5x), last vs. Miss State (02/16/19) 3 vs. Ole Miss (01/20/18)
BLOCKED SHOTS Season: 4 (3x), last vs. Georgia (01/29/19) Career: 7 (2x), last vs. Auburn (02/27/18)	SEC ONLY 4 (2x), last vs. Miss State (02/16/19) 7 (2x), last vs. Auburn (02/27/18)
MINUTES Season: 37 vs. LSU (01/12/19) Career: 37 vs. LSU (01/12/19)	SEC ONLY 37 vs. LSU (01/12/19) 37 vs. LSU (01/12/19)



11 KEYSHAWN EMBERY-SIMPSON

G, Fr., 6-3, 202 | Midwest City, Okla. / IMG (Fla.) Academy

- Among those without a start, leads team in minutes (15.4) and scoring (4.8) off the bench.
- **At Texas Tech, was the first sub off the bench for the first time this season ... Including Texas Tech, has been first sub (solo or tied) in five of the last seven games.**
- Did not commit a turnover until game five (vs. UTA) ... Only has 15 for the season ... In fact, has more steals (18) and assists (17) than turnovers (15).
- Had career-highs in points twice (16 at Ole Miss and at LSU) and hit a clutch 3-pointer with 14 seconds left to lift Razorbacks to win over Vanderbilt.

2018-19 (Fr.) HIGHLIGHTS:

- Scored seven points versus UC Davis, including five in the second half.
- Posted season highs versus FIU with three assists and three steals, while scoring seven points and adding three rebounds.
- Pumped in a then season-best 14 points at Colorado State, including eight in the first half to keep the Razorbacks in the lead while Daniel Gafford was on the bench in foul trouble ... Was 5-of-6 from the field, including 4-of-5 from 3-point range.
- Matched his then season high with 14 points versus Austin Peay ... All came in the second half - nine minutes of play ... More specifically, scored 12 points - including seven straight - during a 20-5 run to lead the Razorbacks to the win.
- At Ole Miss, scored a career-high 16 points - 12 in the second half.
- Only made one basket versus Missouri, but the banked 3-pointer gave team its first lead of the game, 30-29, with 2:10 left in the first half.
- Tied his career high with 16 points at LSU with career highs for field goals made (6) and 3-pointers made (4) ... Scored 13 of those in the first half, going 5-of-6 from the field and 3-of-3 from 3-point range ... Only made one basket in the second half but it came five second off the bench after he sat four minutes due to an injury to give Arkansas a 12-point lead with 8:57 left.
- Only scored five points versus Vanderbilt, but one of his two field goals made was huge ... The Commodores were up two (66-64) with 40 seconds left, Arkansas called timeout ... Embery-Simpson, who had been sitting on the bench for over four minutes due to injury, checked into the game during the stoppage and, 20 seconds later, hit the biggest shot of his young career to put his squad up one with 14 seconds left.



#11 KEYSHAWN EMBERY-SIMPSON 2018-19 GAME STATS

Opponent	Date	GS	Min	FG	FGA	Pct	3FG	3A	Pct	FT	FTA	Pct	O	D	Tot	Avg	PF	FO	A	TO	Blk	Stl	Pts	Avg
vs Texas	11/09/18	9	0	2	.000	0	0	.000	0	1	.000	0	1	1	2	2.0	0	0	0	0	0	0	0	0.0
UC DAVIS	11/12/18	18	2	6	.333	1	4	.250	2	21	.000	0	0	0	0	1.0	1	0	0	0	2	7	3.5	
INDIANA	11/18/18	14	1	5	.200	0	2	.000	0	0	.000	0	2	2	1.3	3	0	1	0	1	0	2	3.0	
MONTANA STATE	11/21/18	17	2	5	.400	2	5	.400	0	0	.000	0	0	0	0	1.0	1	0	0	0	1	6	3.8	
UT ARLINGTON	11/23/18	18	0	5	.000	0	4	.000	2	21	.000	0	3	3	1.4	1	0	0	1	0	0	2	3.4	
FIU	12/01/18	18	3	5	.600	1	3	.333	0	2	.000	0	3	3	1.7	1	0	3	2	0	3	7	4.0	
at Colorado State	12/05/18	16	5	6	.833	4	5	.800	0	0	.000	1	1	2	1.7	2	0	2	0	0	1	14	5.4	
WESTERN KENTUCKY	12/08/18	8	0	2	.000	0	2	.000	0	0	.000	0	0	0	1.5	2	0	0	1	0	0	0	4.8	
vs UTSA	12/15/18	11	0	2	.000	0	2	.000	2	4	.500	0	0	0	1.3	2	0	0	1	1	0	2	4.4	
GEORGIA TECH	12/19/18	12	0	2	.000	0	2	.000	0	0	.000	0	0	0	1.2	1	0	0	2	0	1	0	4.0	
TEXAS STATE	12/22/18	14	1	5	.200	0	0	.000	0	0	.000	1	1	2	1.3	1	0	0	1	0	1	2	3.8	
AUSTIN PEAY	12/28/18	13	5	8	.625	2	4	.500	2	21	.000	0	1	1	1.3	0	0	0	0	0	0	14	4.7	
at Texas A&M	01/05/19	14	0	4	.000	0	3	.000	0	0	.000	0	2	2	1.3	0	0	0	1	0	1	0	4.3	
FLORIDA	01/09/19	11	0	4	.000	0	2	.000	0	0	.000	1	2	3	1.4	0	0	0	0	0	1	0	4.0	
LSU	01/12/19	12	1	4	.250	0	3	.000	0	0	.000	0	0	0	1.3	3	0	2	0	0	2	2	3.9	
at Tennessee	01/15/19	20	1	5	.200	1	4	.250	0	0	.000	0	0	0	1.3	3	0	3	1	0	1	3	3.8	
at Ole Miss	01/19/19	20	5	8	.625	2	5	.400	4	5	.800	1	0	1	1.2	1	0	0	0	0	1	16	4.5	
MISSOURI	01/23/19	14	1	4	.250	1	2	.500	2	21	.000	0	1	1	1.2	0	0	2	1	0	0	5	4.6	
at Texas Tech	01/26/19	26	1	5	.200	0	3	.000	3	4	.750	0	1	1	1.2	3	0	1	1	0	2	5	4.6	
GEORGIA	01/29/19	16	0	4	.000	0	3	.000	0	0	.000	0	3	3	1.3	0	0	1	0	0	0	0	4.4	
at LSU	02/02/19	22	6	9	.667	4	6	.667	0	0	.000	0	2	2	1.3	1	0	0	2	0	0	16	4.9	
VANDERBILT	02/05/19	14	2	5	.400	1	2	.500	0	0	.000	0	1	1	1.3	1	0	0	0	0	0	5	4.9	
at South Carolina	02/09/19	15	2	6	.333	0	3	.000	0	0	.000	0	1	1	1.3	2	0	0	0	0	1	4	4.9	
at Missouri	02/12/19	18	1	3	.333	0	2	.000	1	2	.500	1	1	2	1.3	1	0	0	0	0	1	3	4.8	
MISSISSIPPI STATE	02/16/19	17	1	4	.250	1	3	.333	0	0	.000	0	0	0	1.3	1	0	0	1	0	1	3	4.7	
Totals		0	387	40	118	.339	20	74	.270	18	26	.692	6	26	32	1.3	31	0	17	15	2	20	118	4.7

Assists/game: 0.7
Turnovers/game: 0.6
Assist/turnover ratio: 1.1
Steals/game: 0.8
Blocks/game: 0.1

KEYSHAWN EMBERY-SIMPSON CAREER STATISTICS

Year	GP	GS	Min	Avg	FG	FGA	Pct	3FG	3FGA	Pct	FT	FTA	Pct	Off	Def	Tot	Avg	PF	FO	Ast	TO	Blk	Stl	Pts	Avg
2018-19	25	0	387	15.5	40	118	.339	20	74	.270	18	26	.692	6	26	32	1.3	31	0	17	15	2	20	118	4.7

• PERSONAL BESTS •

POINTS Season: 16 (2x), last at LSU (02/02/19) Career: --	SEC ONLY 16 (2x), last at LSU (02/02/19) --
FG MADE Season: 6 at LSU (02/02/19) Career: --	SEC ONLY 6 at LSU (02/02/19) --
FG ATTEMPTED Season: 9 at LSU (02/02/19) Career: --	SEC ONLY 9 at LSU (02/02/19) --
3-POINT FG MADE Season: 4 (2x), last at LSU (02/02/19) Career: --	SEC ONLY 4 at LSU (02/02/19) --
3-PT FG ATTEMPTS Season: 6 at LSU (02/02/19) Career: --	SEC ONLY 6 at LSU (02/02/19) --
FT MADE Season: 4 at Ole Miss (01/19/19) Career: --	SEC ONLY 4 at Ole Miss (01/19/19) --
FT ATTEMPTED Season: 5 at Ole Miss (01/19/19) Career: --	SEC ONLY 5 at Ole Miss (01/19/19) --
REBOUNDS Season: 3 (4x) last vs. Georgia (01/29/19) Career: --	SEC ONLY 3 (2x) last vs. Georgia (01/29/19) --
ASSISTS Season: 3 vs. FIU (12/01/18) Career: --	SEC ONLY 2 (2x, Last vs Mizzou (01/23/19) --
STEALS Season: 3 vs. FIU (12/01/18) Career: --	SEC ONLY 2 vs LSU (01/12/19) --
BLOCKED SHOTS Season: 1 (2x), last vs UTSA (12/15/18) Career: --	SEC ONLY -- --
MINUTES Season: 22 at LSU (02/02/19) Career: --	SEC ONLY 22 at LSU (02/02/19) --



13 MASON JONES

G, So., 6-5, 207 | Desoto, Texas / Triple A Acad. / Connors State CC

- Reached double figures in 18 of 25 games ... Has led the team in scoring 8 times:
UC Davis - 21 | Montana St. - 18 | Colorado St. - 16 | Georgia Tech - 17
Texas State - 21 | Florida - 30 | Georgia - 23 | Miss State - 30
- Has also led the team in assists 7 times:
Indiana - 7 | Ga Tech - 5 | Texas St - 4 | Florida - 3 | Tennessee - 6 | UGA - 4 | at USC - 4
- Has led the team in scoring and assists in the same game 4 times.
- Second on the team in scoring (14.4), rebounding (4.2) and assists (7.5).
- Clutch in the final seconds in 3x ... Vs. Indiana, made free throw with two seconds left for 73-72 win ... At LSU, Hit jumper in lane with 22 seconds left to give team 90-89 led (which was final score) ... Vs. Vandy and team up one, made two free throws with seven seconds left for 69-66 lead (which was final score).

2018-19 (So.) HIGHLIGHTS:

- Led the team in scoring (21) and rebounds (8) in the UC Davis win ... 15 of those points came in the first half (5-of-6 FG - 4-5 3FG) ... 7 of his 8 boards came in the 2nd half.
- Hit (and then missed on purpose) the game-winning free throw versus Indiana with 2.5 seconds left ... Finished with 11 points, five rebounds and seven assists ... Was first Razorback since Jan. 2012 to play at least 35 minutes, have at least 7 assists and commit zero turnovers.
- Scored a team-best 18 points in the Montana State win, making 6-of-8 from the field (5-of-7 from 3-pt range) ... 16 of those points came in the first half.
- Posted first career double-double - 19 points and 10 rebounds - in the win over FIU ... Was 7-of-9 from free throw line.
- Led the team in scoring (16) at Colorado State ... Got Arkansas off to great start, hitting three, 3-pointers for a 12-2, finished with 16, first-half points.
- Led the team in scoring (17) and assists (5) versus Georgia Tech ... Added six rebounds, second-best on the team ... Tied his season-high with five 3-pointers made.
- Led the team in scoring (21) and assists (4) versus Texas State ... Also had a career-high three steals.
- At Texas A&M, missed his first seven 3-pointers (and was 1-of-his-last-17 over 2 games) but had the confidence to still shoot late in the game ... In fact, made three straight from long range to give Arkansas a lead it would not relinquish.
- Scored a **career-high 30 points versus Florida** (team scored 51), making four 3-pointers and sinking 12-of-13 at the line ... Also tied for the team lead with three assists ... With Arkansas down 15 with six to play, Jones scored 11 in a 15-2 to get the Razorbacks to within two (53-51).
- Continued strong play vs. LSU, scoring 22 points and adding six rebounds ... Was 8-of-9 at the free throw line.
- Pumped in 18 at #3 Tennessee while tying for the team lead in rebounds (7) and leading the team with six assists.
- At Ole Miss, suffered through a 1-of-10 performance from the field (0-for-6 from 3-pt range), but had a blocked shot, two steals and a **team-best seven deflections**.
- Led the team in scoring (23), rebounds (6) and assists (4) in the win over Georgia ... Had 15 of team's 1st-half 31 points, including a 3-pointer to tie game with 23 second left in half.
- Only scored 10 points at LSU but the final two led team to a win over the #19 Tigers ... Down one, Jones hit a jumper in the lane with 22 seconds left for a 90-89 lead, which was the final.
- Sealed Vanderbilt win by making two free throws with seven seconds left to give Arkansas a 69-66 lead (which was final score).
- Scored 15 points and had team-high four assists at South Carolina ... Was 3-of-6 from 3-point range, the first of which gave Arkansas a triple its 1,000th-straight game.
- Tied career-high with 30 points versus Mississippi State** ... Tied career-high with five 3-pointer made

#13 MASON JONES 2018-19 GAME STATS

Opponent	Date	GS	Min	FG FGA	Pct	3FG 3A	Pct	FT FTA	Pct	O	D	Tot	Avg	PF	FO	A	TO	Blk	Stl	Pts	Avg				
vs Texas	11/09/18	*	37	3 10	.300	2 6	.333	3 4	.750	0	6	6	6.0	4	0	3	4	1	0	11	11.0				
UC DAVIS	11/12/18	*	31	6 10	.600	4 7	.571	5 7	.714	1	7	8	7.0	1	0	2	2	0	1	21	16.0				
INDIANA	11/18/18	*	38	3 8	.375	1 4	.250	4 6	.667	0	5	5	6.3	2	0	7	0	0	1	11	14.3				
MONTANA STATE	11/21/18	*	21	6 8	.750	5 7	.714	1 2	.500	0	3	3	5.5	2	0	3	3	0	2	18	15.3				
UT ARLINGTON	11/23/18	*	25	0 5	.000	0 3	.000	4 4	1.000	1	4	5	5.4	4	0	0	2	0	0	4	13.0				
FIU	12/01/18	*	25	5 8	.625	2 4	.500	7 9	.778	1	9	10	6.2	3	0	3	3	0	2	19	14.0				
at Colorado State	12/05/18	*	29	5 10	.500	4 8	.500	2 2	1.000	0	4	4	5.9	2	0	4	0	0	1	16	14.3				
WESTERN KENTUCKY	12/08/18	*	29	5 11	.455	3 8	.375	2 2	1.000	1	2	3	5.5	2	0	1	1	0	1	15	14.4				
vs UTSA	12/15/18	*	27	2 7	.286	0 2	.000	2 2	1.000	0	4	4	5.3	5	1	3	3	0	0	6	13.4				
GEORGIA TECH	12/19/18	*	35	5 15	.333	5 13	.385	2 2	1.000	3	3	6	5.4	1	0	5	2	0	2	17	13.8				
TEXAS STATE	12/22/18	*	33	5 7	.714	1 3	.333	10 13	.769	0	4	4	5.3	2	0	4	1	0	3	21	14.5				
AUSTIN PEAY	12/28/18	*	30	1 10	.100	0 3	.000	0 0	.000	2	1	3	5.1	2	0	4	1	0	0	2	13.4				
at Texas A&M	01/05/19	*	24	3 11	.273	3 11	.273	0 0	.000	0	5	5	5.1	3	0	3	1	0	0	9	13.1				
FLORIDA	01/09/19	*	34	7 13	.538	4 9	.444	12 13	.923	0	2	2	4.9	0	0	3	4	1	0	30	14.3				
LSU	01/12/19	*	38	6 10	.600	2 5	.400	8 9	.889	1	5	6	4.9	3	0	1	3	0	1	22	14.8				
at Tennessee	01/15/19	*	33	7 16	.438	2 8	.250	2 3	.667	2	5	7	5.1	2	0	6	3	0	1	18	15.0				
at Ole Miss	01/19/19	*	31	1 10	.100	0 6	.000	3 4	.750	1	1	2	4.9	2	0	2	1	1	2	5	14.4				
MISSOURI	01/23/19	*	26	2 10	.200	2 8	.250	0 0	.000	0	4	4	4.8	3	0	1	5	0	1	6	13.9				
at Texas Tech	01/26/19	*	27	3 8	.375	2 6	.333	3 4	.750	0	3	3	4.7	5	1	1	0	0	1	11	13.8				
GEORGIA	01/29/19	*	32	8 14	.571	2 7	.286	5 6	.833	0	6	6	4.8	4	0	4	0	1	1	23	14.3				
at LSU	02/02/19	*	32	3 8	.375	2 5	.400	2 4	.500	0	1	1	4.6	1	0	5	1	0	1	10	14.0				
VANDERBILT	02/05/19	*	32	2 7	.286	1 5	.200	2 3	.667	0	1	1	4.5	1	0	2	2	0	1	7	13.7				
at South Carolina	02/09/19	*	34	4 9	.444	3 6	.500	4 5	.800	0	3	3	4.4	2	0	4	5	1	2	15	13.8				
at Missouri	02/12/19	*	34	3 10	.300	1 4	.250	5 5	1.000	1	2	3	4.3	1	0	2	1	0	0	12	13.7				
MISSISSIPPI STATE	02/16/19	*	32	9 18	.500	5 11	.455	7 9	.778	0	2	2	4.2	3	0	2	2	0	0	30	14.4				
Totals			25	769	104	253	.411	56	159	.352	95	118	.805	14	92	106	4.2	60	2	75	50	5	24	359	14.4

Assists/game: 3.0
Turnovers/game: 2.0
Assist/turnover ratio: 1.5
Steals/game: 1.0
Blocks/game: 0.2

MASON JONES CAREER STATISTICS

Year	GP	GS	Min	Avg	FG	FGA	Pct	3FG	3FGA	Pct	FT	FTA	Pct	Off	Def	Tot	Avg	PF	FO	Ast	TO	Blk	Stl	Pts	Avg
2018-19	25	25	769	30.8	104	253	.411	56	159	.352	95	118	.805	14	92	106	4.2	60	2	75	50	5	24	359	14.4



PERSONAL BESTS

POINTS Season: 30 (2x), last vs. Miss State (02/16/19) Career: --	SEC ONLY 30 (2x), last vs. Miss State (02/16/19) --
FG MADE Season: 9 vs Miss State (02/16/19) Career: --	SEC ONLY 9 vs. Miss State (02/16/19) --
FG ATTEMPTED Season: 18 vs Miss State (02/16/19) Career: --	SEC ONLY 18 vs. Miss State (02/16/19) --
3-POINT FG MADE Season: 5 (3x), last vs. Miss State (02/16/19) Career: --	SEC ONLY 5 vs. Miss State (02/16/19) --
3-PT FG ATTEMPTS Season: 13 vs GA Tech (12/19/18) Career: --	SEC ONLY 11 (2x), last vs. Miss State (02/16/19) --
FT MADE Season: 12 vs. Florida (01/09/19) Career: --	SEC ONLY 12 vs. Florida (01/09/19) --
FT ATTEMPTED Season: 13 (2x), last vs. Fla (01/09/19) Career: --	SEC ONLY 13 vs. Florida (01/09/19) --
REBOUNDS Season: 10 vs. FIU (12/01/18) Career: --	SEC ONLY 6 (2x), last vs. Georgia (01/29/19) --
ASSISTS Season: 7 vs. Indiana (11/18/18) Career: --	SEC ONLY 5 at LSU (02/02/19) --
STEALS Season: 3 vs. Texas State (12/22/18) Career: --	SEC ONLY 1 (3x), last vs. Georgia (01/29/19) --
BLOCKED SHOTS Season: 1 (5x), last at USC (02/09/19) Career: --	SEC ONLY 1 (4x), last at USC (02/09/19) --
MINUTES Season: 38 (2x), last vs. LSU (01/12/19) Career: --	SEC ONLY 38 vs. LSU (01/12/19) --



15 JONATHAN HOLMES

G, Jr., 5-10, 190 | Columbia, Ill. / Columbia HS

2018-19 (Jr.) HIGHLIGHTS:

- Fan favorite.
- Put on scholarship on Feb. 7, 2019 with the Twitter video getting nearly 1,800 likes and 55,000 media vies the night it was posted.
- Was the only player on the roster that had made a 3-pointer in an Arkansas uniform to start the season, hitting two last season.



#15 JONATHAN HOLMES 2018-19 GAME STATS

Opponent	Date	GS	Min	FG	FGA	Pct	3FG	3A	Pct	FT	FTA	Pct	O	D	Tot	Avg	PF	FO	A	TO	Blk	Stl	Pts	Avg
vs Texas	11/09/18	DNP																						
UC DAVIS	11/12/18	DNP																						
INDIANA	11/18/18	DNP																						
MONTANA STATE	11/21/18	3		0	3	.000	0	2	.000	0	0	.000	0	0	0	0.0	1	0	0	0	0	0	0	0
UT ARLINGTON	11/23/18	1		0	1	.000	0	0	.000	0	0	.000	0	0	0	0.0	0	0	0	0	0	0	0	0
FIU	12/01/18	3		0	1	.000	0	1	.000	0	0	.000	0	0	0	0.0	0	0	0	0	0	0	0	0
at Colorado State	12/05/18	DNP																						
WESTERN KENTUCKY	12/08/18	DNP																						
vs UTSA	12/15/18	DNP																						
GEORGIA TECH	12/19/18	DNP																						
TEXAS STATE	12/22/18	DNP																						
AUSTIN PEAY	12/28/18	DNP																						
at Texas A&M	01/05/19	DNP																						
FLORIDA	01/09/19	DNP																						
LSU	01/12/19	DNP																						
at Tennessee	01/15/19	DNP																						
at Ole Miss	01/19/19	DNP																						
MISSOURI	01/23/19	DNP																						
at Texas Tech	01/26/19	DNP																						
GEORGIA	01/29/19	DNP																						
at LSU	02/02/19	DNP																						
VANDERBILT	02/05/19	DNP																						
at South Carolina	02/09/19	DNP																						
at Missouri	02/12/19	DNP																						
MISSISSIPPI STATE	02/16/19	DNP																						
Totals		0	7	0	5	.000	0	3	.000	0	0	.000	0	0	0	0.0	1	0	0	0	0	0	0	0

Games played: 3
Minutes/game: 2.3
FG Pct: 0.0
3FG Pct: 0.0

• PERSONAL BESTS •

POINTS	SEC ONLY
Season: --	--
Career: 3, (2x), last vs. ORU (12/19/17)	2 (2x), last vs. Vandy (02/10/18)
FG MADE	SEC ONLY
Season: --	--
Career: 1 (7x), last vs. Vandy (02/10/18)	1 vs. Vanderbilt (02/10/18)
FG ATTEMPTED	SEC ONLY
Season: 3 vs Montana State (11/21/18)	--
Career: 3 vs Montana State (11/21/18)	1 (5x), last vs. TX A&M (02/14/18)
3-POINT FG MADE	SEC ONLY
Season: --	--
Career: 1 (2x), last vs. Troy (12/16/17)	--
3-PT FG ATTEMPTS	SEC ONLY
Season: 2 vs Montana State (11/21/18)	--
Career: 2 vs. Austin Peay (12/03/16)	1 (2x), last vs. Ole Miss (02/18/17)
FT MADE	SEC ONLY
Season: --	--
Career: 1 vs. Samford (11/10/17)	--
FT ATTEMPTED	SEC ONLY
Season: --	--
Career: 2 vs. Samford (11/10/17)	--
REBOUNDS	SEC ONLY
Season: --	--
Career: 1 (4x), last vs. Vandy (02/10/18)	1 vs. Vanderbilt (02/10/18)
ASSISTS	SEC ONLY
Season: --	--
Career: 1 vs. Samford (11/10/17)	--
STEALS	SEC ONLY
Season: --	--
Career: 1 vs. Bucknell (11/12/17)	--
BLOCKED SHOTS	SEC ONLY
Season: --	--
Career: --	--
MINUTES	SEC ONLY
Season: 3 (2x) last vs FIU (12/01/18)	--
Career: 4 vs. UConn (11/26/17)	1 (5x), last vs. TX A&M (02/17/18)

JONATHAN HOLMES CAREER STATISTICS

Year	GP	GS	Min	Avg	FG	FGA	Pct	3FG	3FGA	Pct	FT	FTA	Pct	Off	Def	Tot	Avg	PF	FO	Ast	TO	Blk	Stl	Pts	Avg
2016-17	6	0	7	1.2	1	5	.200	0	4	.000	0	0	.000	0	1	1	0.2	1	0	0	0	0	0	2	0.3
2017-18	11	0	18	1.6	6	15	.400	2	6	.333	1	2	.500	2	1	3	0.3	1	0	1	2	0	1	15	1.4
2018-19	3	0	7	2.3	0	5	.000	0	3	.000	0	0	.000	0	0	0	0.0	1	0	0	0	0	0	0	0.0
TOTAL	20	0	32	1.6	7	25	.280	2	13	.154	1	2	.500	2	2	4	0.2	3	0	1	2	0	1	17	0.9



22 GABE OSABUOHEN

F, So., 6-8, 221 | Toronto, Canada / Southwest Christian Acad. (Ark.)

- Pronounced Oh-sah-BOY-en.
- In the first two SEC games this season, set career highs in rebounds – first getting seven at Texas A&M and followed by getting eight versus Florida.
- Scored a career-high 13 points at Ole Miss.
- Took three charges at LSU and **is second on the team with 19 charges taken** ... Also took three charges versus UT Arlington this season.
- First sub off the bench (solo or tied) in 17 of the 25 games.
- Has been praised by Coach Anderson for having a positive impact on the game in areas other than scoring ... High energy guy off the bench, gets deflections, takes charges and hits the boards.



2018-19 (So.) HIGHLIGHTS:

- Hit his first career 3-pointer versus Indiana (missing the five six of his career) at the first half drew to a close to give the Razorbacks a 38-35 lead.
- Took three charges versus UT Arlington.
- Perhaps best all-around game came versus Texas State ... In addition to drawing two charges and getting three deflections, hit his second career 3-pointer as the Hogs went on a 17-0 run ... Tied career high with five rebounds while handing out a career-high four assists.
- Set or tied then career highs in points (6), rebounds (7) and steals (2) at Texas A&M ... Also took a charge while playing 18 minutes, his most in an SEC game.
- Grabbed a career-best eight boards versus Florida.
- Was 5-of-7 at the free throw line at #3 Tennessee, both career highs.
- Scored a career-high 13 points at Ole Miss while taking two charges.
- Hit his third career 3-pointer at #13 Texas Tech as part of 8-0 run in the first half.
- Despite foul trouble, had a well-rounded game in Georgia win ... Drained a 3-pointer, took a charge and had three rebounds, three assists (most in SEC game) and career-high two blocked shots.
- Took three charges and drained a 3-pointers in the win at #19 LSU.
- Battled foul trouble vs. Vandy, but had a key steal late in the game that Coach Anderson said "was one of the biggest plays of the game."

#22 GABE OSABUOHEN 2018-19 GAME STATS

Opponent	Date	GS	Min	FG	FGA	Pct	3FG	3A	Pct	FT	FTA	Pct	O	D	Tot	Avg	PF	FO	A	TO	Blk	Stl	Pts	Avg
vs Texas	11/09/18	11	0	4	.000	0	1	.000	1	2	.500	2	1	3	3.0	1	0	0	1	1	0	1	1.0	
UC DAVIS	11/12/18	14	0	3	.000	0	1	.000	0	2	.000	2	3	5	4.0	4	0	1	0	1	1	0	0.5	
INDIANA	11/18/18	10	2	3	.667	1	11	.000	0	0	.000	0	0	0	2.7	2	0	2	4	0	1	5	2.0	
MONTANA STATE	11/21/18	12	2	5	.400	0	2	.000	2	21	.000	1	1	2	2.5	2	0	1	0	0	2	6	3.0	
UT ARLINGTON	11/23/18	13	0	1	.000	0	0	.000	0	2	.000	1	1	2	2.4	5	1	2	2	1	0	0	2.4	
FIU	12/01/18	19	1	4	.250	0	1	.000	1	4	.250	1	4	5	2.8	4	0	1	1	1	1	3	2.5	
at Colorado State	12/05/18	9	2	5	.400	0	0	.000	1	11	.000	3	2	5	3.1	3	0	0	0	1	0	5	2.9	
WESTERN KENTUCKY	12/08/18	7	0	2	.000	0	1	.000	0	0	.000	0	1	1	2.9	2	0	0	1	0	0	0	2.5	
vs UTSA	12/15/18	10	2	6	.333	0	1	.000	0	0	.000	4	0	4	3.0	2	0	0	1	0	0	4	2.7	
GEORGIA TECH	12/19/18	10	0	0	.000	0	0	.000	2	21	.000	1	1	2	2.9	2	0	0	0	0	0	2	2.6	
TEXAS STATE	12/22/18	22	1	3	.333	1	11	.000	1	4	.250	3	2	5	3.1	2	0	4	2	0	0	4	2.7	
AUSTIN PEAY	12/28/18	10	0	2	.000	0	0	.000	1	2	.500	2	0	2	3.0	1	0	3	0	0	1	1	2.6	
at Texas A&M	01/05/19	18	3	6	.500	0	2	.000	0	0	.000	3	4	7	3.3	4	0	1	1	1	1	6	2.8	
FLORIDA	01/09/19	14	0	1	.000	0	1	.000	0	4	.000	3	5	8	3.6	5	1	0	2	1	0	0	2.6	
LSU	01/12/19	12	0	2	.000	0	1	.000	0	0	.000	0	0	0	3.4	3	0	1	0	0	1	0	2.5	
at Tennessee	01/15/19	10	0	0	.000	0	0	.000	5	7	.714	0	1	1	3.3	5	1	0	2	0	0	5	2.6	
at Ole Miss	01/19/19	26	5	9	.556	0	0	.000	3	4	.750	2	1	3	3.2	4	0	1	4	0	1	13	3.2	
MISSOURI	01/23/19	9	0	2	.000	0	1	.000	0	0	.000	0	2	2	3.2	3	0	1	1	0	1	0	3.1	
at Texas Tech	01/26/19	14	1	3	.333	1	11	.000	0	0	.000	1	1	2	3.1	1	0	0	3	0	0	3	3.1	
GEORGIA	01/29/19	16	1	2	.500	1	2	.500	0	1	.000	0	3	3	3.1	1	0	3	0	2	2	3	3.1	
at LSU	02/02/19	16	1	2	.500	1	11	.000	0	0	.000	0	3	3	3.1	5	1	6	1	0	1	3	3.0	
VANDERBILT	02/05/19	10	0	0	.000	0	0	.000	0	0	.000	0	1	1	3.0	4	0	1	1	0	2	0	2.9	
at South Carolina	02/09/19	20	0	3	.000	0	1	.000	0	0	.000	1	1	2	3.0	2	0	1	0	0	1	0	2.8	
at Missouri	02/12/19	10	3	6	.500	0	2	.000	1	2	.500	1	1	2	2.9	2	0	1	1	1	0	7	3.0	
MISSISSIPPI STATE	02/16/19	8	0	1	.000	0	0	.000	0	0	.000	2	0	2	2.9	3	0	0	3	0	0	0	2.8	
Totals		0	330	24	75	.320	5	21	.238	18	39	.462	33	39	72	2.9	72	4	30	31	10	16	71	2.8

Assists/game: 1.2
Turnovers/game: 1.2
Assist/turnover ratio: 1.0
Steals/game: 0.6
Blocks/game: 0.4

GABE OSABUOHEN CAREER STATISTICS

Year	GP	GS	Min	Avg	FG	FGA	Pct	3FG	3FGA	Pct	FT	FTA	Pct	Off	Def	Tot	Avg	PF	FO	Ass	TO	Blk	Stl	Pts	Avg
2017-18	20	0	136	6.8	10	25	.400	0	4	.000	2	10	.200	6	22	28	1.4	21	0	7	11	3	3	22	1.1
2018-19	25	0	330	13.2	24	75	.320	5	21	.238	18	39	.462	33	39	72	2.9	72	4	30	31	10	16	71	2.8
TOTAL	45	0	466	10.4	34	100	.340	5	25	.200	20	49	.408	39	61	100	2.2	93	4	37	42	13	19	93	2.1

• PERSONAL BESTS •

POINTS Season: 13 at Ole Miss (01/19/19) Season: 13 at Ole Miss (01/19/19)	SEC ONLY 13 at Ole Miss (01/19/19) 13 at Ole Miss (01/19/19)
FG MADE Season: 5 at Ole Miss (01/19/19) Season: 5 at Ole Miss (01/19/19)	SEC ONLY 5 at Ole Miss (01/19/19) 5 at Ole Miss (01/19/19)
FG ATTEMPTED Season: 9 at Ole Miss (01/19/19) Season: 9 at Ole Miss (01/19/19)	SEC ONLY 9 at Ole Miss (01/19/19) 9 at Ole Miss (01/19/19)
3-POINT FG MADE Season: 1 (5x), last at LSU (02/02/19) Career: 1 (5x), last at LSU (02/02/19)	SEC ONLY 1 (2x), last at LSU (02/02/19) 1 (2x), last at LSU (02/02/19)
3-PT FG ATTEMPTS Season: 2 (4x), last at Missouri (02/12/19) Career: 2 (4x), last at Missouri (02/12/19)	SEC ONLY 2 (3x), last at Missouri (02/12/19) 2 (3x), last at Missouri (02/12/19)
FT MADE Season: 5 at Tennessee (01/15/19) Season: 5 at Tennessee (01/15/19)	SEC ONLY 5 at Tennessee (01/15/19) 5 at Tennessee (01/15/19)
FT ATTEMPTED Season: 7 at Tennessee (01/15/19) Season: 7 at Tennessee (01/15/19)	SEC ONLY 7 at Tennessee (01/15/19) 7 at Tennessee (01/15/19)
REBOUNDS Season: 8 vs. Florida (01/09/19) Career: 8 vs. Florida (01/09/19)	SEC ONLY 8 vs. Florida (01/09/19) 8 vs. Florida (01/09/19)
ASSISTS Season: 6 at LSU (02/02/19) Career: 6 at LSU (02/02/19)	SEC ONLY 6 at LSU (02/02/19) 6 at LSU (02/02/19)
STEALS Season: 2 (3x), last vs. Vandy (02/05/19) Career: 2 (3x), last vs. Vandy (02/05/19)	SEC ONLY 2 (2x) vs. Vandy (02/05/19) 2 (2x) vs. Vandy (02/05/19)
BLOCKED SHOTS Season: 2 vs. Georgia (01/29/19) Career: 2 vs. Georgia (01/29/19)	SEC ONLY 2 vs. Georgia (01/29/19) 2 vs. Georgia (01/29/19)
MINUTES Season: 26 at Ole Miss (01/19/19) Season: 26 at Ole Miss (01/19/19)	SEC ONLY 26 at Ole Miss (01/19/19) 26 at Ole Miss (01/19/19)



24 ETHAN HENDERSON

F, Fr., 6-8, 210 | Little Rock, Ark. / Parkview Magnet HS

2018-19 (Fr.) HIGHLIGHTS:

- Had two rebounds and a blocked shot in eight minutes versus Montana State.
- Grabbed two rebounds and dished out first career assist in UTA win.
- Scored first points versus FIU, making a basket and a free throw, and had first steal.
- Saw his first action in eight games at #3 Tennessee and responded well .. Scored on an offensive put-back and had two steals in four minutes of action.



#24 ETHAN HENDERSON 2018-19 GAME STATS

Opponent	Date	GS	Min	FG FGA	Pct	3FG 3A	Pct	FT FTA	Pct	O	D	Tot	Avg	PF	FO	A	TO	Blk	Stl	Pts	Avg
vs Texas	11/09/18	DNP																			
UC DAVIS	11/12/18	2		0 0	.000	0 0	.000	0 0	.000	0 0	0 0	0 0	0.0	1 0	0 1	0 0	0 0	0 0	0 0	0 0	0.0
INDIANA	11/18/18	DNP																			
MONTANA STATE	11/21/18	8		0 0	.000	0 0	.000	0 1	.000	1 1	2 2	1.0	1.0	1 0	0 2	1 0	0 0	0 0	0 0	0 0	0.0
UT ARLINGTON	11/23/18	2		0 0	.000	0 0	.000	0 0	.000	0 2	2 2	1.3	1.3	1 0	1 0	0 0	0 0	0 0	0 0	0 0	0.0
FIU	12/01/18	4		1 1	1.000	0 0	.000	1 2	.500	0 1	1 1	1.3	1.3	0 0	0 0	0 0	0 0	0 1	3 0.8		
at Colorado State	12/05/18	2		0 0	.000	0 0	.000	0 0	.000	0 0	0 0	1.0	1.0	0 0	0 0	0 0	0 0	0 0	0 0	0 0	0.6
WESTERN KENTUCKY	12/08/18	DNP																			
vs UTSA	12/15/18	DNP																			
GEORGIA TECH	12/19/18	DNP																			
TEXAS STATE	12/22/18	DNP																			
AUSTIN PEAY	12/28/18	DNP																			
at Texas A&M	01/05/19	DNP																			
FLORIDA	01/09/19	DNP																			
LSU	01/12/19	DNP																			
at Tennessee	01/15/19	4		1 1	1.000	0 0	.000	0 0	.000	1 0	1 1	1.0	1.0	0 0	0 0	0 0	0 0	2 2	2 0.8		
at Ole Miss	01/19/19	DNP																			
MISSOURI	01/23/19	DNP																			
at Texas Tech	01/26/19	DNP																			
GEORGIA	01/29/19	1		0 1	.000	0 0	.000	0 0	.000	0 0	0 0	0.9	0.9	1 0	0 0	0 0	0 0	0 0	0 0	0 0.7	
at LSU	02/02/19	DNP																			
VANDERBILT	02/05/19	DNP																			
at South Carolina	02/09/19	DNP																			
at Missouri	02/12/19	DNP																			
MISSISSIPPI STATE	02/16/19	DNP																			
Totals		0	23	2 3	.667	0 0	.000	1 3	.333	2 4	6 6	0.9	0.9	4 0	1 3	1 3				5 0.7	

Assists/game: 0.1
Turnovers/game: 0.4
Assist/turnover ratio: 0.3
Steals/game: 0.4
Blocks/game: 0.1

• PERSONAL BESTS •

POINTS Season: 3 vs FIU (12/01/18) Career: --	SEC ONLY 2 at Tennessee (01/15/19) --
FG MADE Season: 1 (2x), last at Tenn. (01/15/19) Career: --	SEC ONLY 1 at Tennessee (01/15/19) --
FG ATTEMPTED Season: 1 (3x), last Vs. Georgia (01/29/19) Career: --	SEC ONLY 1 (2x), last vs. Georgia (01/29/19) --
3-POINT FG MADE Season: -- Career: --	SEC ONLY -- --
3-PT FG ATTEMPTS Season: -- Career: --	SEC ONLY -- --
FT MADE Season: 1 vs FIU (12/01/18) Career: --	SEC ONLY -- --
FT ATTEMPTED Season: 2 vs FIU (12/01/18) Career: --	SEC ONLY -- --
REBOUNDS Season: 2 (2x), last vs. UTA (11/23/18) Career: --	SEC ONLY 1 at Tennessee (01/15/19) --
ASSISTS Season: 1 vs UTA (11/23/18) Career: --	SEC ONLY -- --
STEALS Season: 2 at Tennessee (01/15/19) Career: --	SEC ONLY 2 at Tennessee (01/15/19) --
BLOCKED SHOTS Season: 1 vs. Montana State (11/21/18) Career: --	SEC ONLY -- --
MINUTES Season: 8 vs. Montana State (11/21/18) Career: --	SEC ONLY 4 at Tennessee (01/15/19) --

ETHAN HENDERSON CAREER STATISTICS

Year	GP	GS	Min	Avg	FG FGA	Pct	3FG 3FGA	Pct	FT FTA	Pct	Off	Def	Tot	Avg	PF	FO	Ast	TO	Blk	Stl	Pts	Avg
2018-19	7	0	23	3.3	2 3	.667	0 0	.000	1 3	.333	2	4	6	0.9	4	0	1	3	1	3	5	0.7



35 REGGIE CHANEY

F, Fr., 6-8, 222 | Tulsa, Okla. / Findlay Prep (Nev.)

- 13th in the SEC with 33 total blocked shots ... 3rd on team with 75 deflections.
- Blocked a shot in 15 straight games (Games 2-16) ... Snapped 3-game 0-for spell with career-high five blocked shots in win over Georgia.
- Earned starts versus Texas State and at Ole Miss.
- King of the bounce-back game ... Scored 2 points in 10 minutes vs FIU and bounced back to scored 11 with 8 rebs in 19 minutes at Colorado State ... Only had 7 points in 12 minutes vs Texas State but bounced back to score 12 in 25 minutes vs Austin Peay ... Had zero points in 5 minutes vs. Florida and bounced back to score 12 in 27 minutes vs LSU ... In start at Ole Miss, played 12 minutes with 4 points and 1 rebounds and bounced back to have 6 pts, 6 rebs and 4

assists vs. Mizzou in 23 minutes.

2018-19 (Fr.) HIGHLIGHTS:

- Led the team with a season-best eight rebounds versus UT Arlington ... Matched that total at Colorado State.
- Battled foul trouble versus Texas in debut, but still pulled down five rebounds and had a steal in just 11 minutes.
- Was productive in his 13 minutes versus Indiana, getting four points, three rebounds and three blocked shots
- With Daniel Gafford on the bench at Colorado State in foul trouble in the first half, Chaney stepped up and played a key role in the Razorbacks maintaining the lead ... Had nine points and five rebounds in the half and finished with a season-best 1 points while tying his season-best with eight rebounds.
- Had his best overall game versus UTSA ... Set or tied career highs in minutes (28), points (11 - tied), assists (4), steals (4) and blocked shots (3 - tied) ... Added five rebounds ... "Started" the second half and he responded by going 5-of-5 from the field with two steals, three blocked shots and two assists.
- Backed that up versus Georgia Tech by playing 27 minutes and earning his third "second-half start" of the season.
- Earned first career start versus Texas State ... Had some struggles as he only played 12 minutes and committed five turnovers ... However, he scored seven points (3-of-4 FG and 1-1 FT) and pulled down six rebounds while adding two blocked shots.
- Returned to the bench - and his high-level of play - by playing 25 minutes versus Austin Peay ... Scored a career-high 12 points, making a career-best 6-of-9 shots from the field.
- Struggled in his first two SEC games, but bounced back to play perhaps his best game vs. LSU ... Tied career-highs with 12 points and four steals, adding five rebounds and two blocked shots.
- Followed that by scoring 11 at #3 Tennessee (5-of-7 FG) with six rebounds (five offensive) in 20 minutes.
- Spurred a run in the first half (two layups and a steal) to get the team going in win over Missouri ... Finished with six points, six rebounds, two steals and tied career high with four assists.
- **Blocked a career-high five shots** in the win over Georgia as team had 14 (most ever by the hogs in SEC game) ... Tied for the team lead in rebounds (6) and had two assists.
- Was a season-best 3-of-3 at the free throw line versus Mississippi State.



#35 REGGIE CHANEY 2018-19 GAME STATS

Opponent	Date	GS	Min	FG FGA	Pct	3FG FGA	Pct	FT FTA	Pct	O	D	Tot	Avg	PF	FO	A	TO	Blk	Stl	Pts	Avg			
vs Texas	11/09/18	11	0	1	.000	0	0	.000	0	0	.000	2	3	5	5.0	4	0	0	3	0	1	0	0.0	
UC DAVIS	11/12/18	11	1	4	.250	0	0	.000	1	4	.250	1	0	1	3.0	3	0	0	1	1	0	3	1.5	
INDIANA	11/18/18	13	2	4	.500	0	0	.000	0	1	.000	1	2	3	3.0	0	0	0	1	3	0	4	2.3	
MONTANA STATE	11/21/18	18	4	6	.667	0	0	.000	0	0	.000	2	3	5	3.5	4	0	1	2	1	0	8	3.8	
UT ARLINGTON	11/23/18	18	4	7	.571	0	0	.000	0	2	.000	2	6	8	4.4	3	0	0	3	1	0	8	4.6	
FIU	12/01/18	10	1	2	.500	0	0	.000	0	0	.000	0	0	0	3.7	2	0	0	0	2	1	2	4.2	
at Colorado State	12/05/18	19	5	8	.625	0	0	.000	1	3	.333	3	5	8	4.3	3	0	0	1	3	0	11	5.1	
WESTERN KENTUCKY	12/08/18	14	2	4	.500	0	0	.000	0	0	.000	0	4	4	4.3	0	0	0	1	1	0	4	5.0	
vs UTSA	12/15/18	28	5	7	.714	0	0	.000	1	2	.500	1	4	5	4.3	2	0	4	0	3	4	11	5.7	
GEORGIA TECH	12/19/18	27	3	6	.500	0	0	.000	0	0	.000	1	3	4	4.3	2	0	1	1	3	1	6	5.7	
TEXAS STATE	12/22/18	* 12	3	4	.750	0	0	.000	1	11	.000	1	5	6	4.5	4	0	0	5	2	0	7	5.8	
AUSTIN PEAY	12/28/18	25	6	9	.667	0	0	.000	0	0	.000	1	3	4	4.4	2	0	1	2	1	0	12	6.3	
at Texas A&M	01/05/19	11	1	4	.250	0	0	.000	0	0	.000	0	3	3	4.3	3	0	0	0	1	0	2	6.0	
FLORIDA	01/09/19	5	0	2	.000	0	0	.000	0	0	.000	0	1	1	4.1	1	0	0	1	1	0	0	5.6	
LSU	01/12/19	27	6	8	.750	0	0	.000	0	1	.000	1	4	5	4.1	5	1	1	2	2	4	12	6.0	
at Tennessee	01/15/19	20	5	7	.714	0	0	.000	1	2	.500	5	1	6	4.3	4	0	1	1	1	0	11	6.3	
at Ole Miss	01/19/19	* 12	2	3	.667	0	0	.000	0	0	.000	1	0	1	4.1	2	0	0	0	0	0	4	6.2	
MISSOURI	01/23/19	23	3	7	.429	0	0	.000	0	0	.000	2	4	6	4.2	4	0	4	1	0	2	6	6.2	
at Texas Tech	01/26/19	12	1	2	.500	0	0	.000	2	21	.000	2	1	3	4.1	3	0	0	2	0	0	4	6.1	
GEORGIA	01/29/19	25	3	7	.429	0	0	.000	0	1	.000	2	4	6	4.2	3	0	2	1	5	0	6	6.1	
at LSU	02/02/19	10	2	2	1.000	0	0	.000	0	0	.000	0	0	0	4.0	4	0	1	1	1	0	4	6.0	
VANDERBILT	02/05/19	18	1	2	.500	0	0	.000	1	2	.500	1	1	2	3.9	1	0	0	3	0	0	3	5.8	
at South Carolina	02/09/19	12	1	2	.500	0	0	.000	2	21	.000	0	3	3	3.9	1	0	0	1	1	0	4	5.7	
at Missouri	02/12/19	15	0	2	.000	0	0	.000	0	0	.000	1	0	1	3.8	0	0	0	2	0	0	0	5.5	
MISSISSIPPI STATE	02/16/19	10	1	3	.333	0	0	.000	3	31	.000	0	2	2	3.7	3	0	0	2	0	0	5	5.5	
Totals		2	406	62	113	.549	0	0	.000	13	26	.500	30	62	92	3.7	63	1	16	37	33	13	137	5.5

Assists/game: 0.6
Turnovers/game: 1.5
Assist/turnover ratio: 0.4
Steals/game: 0.5
Blocks/game: 1.3

REGGIE CHANEY CAREER STATISTICS

Year	GP	GS	Min	Avg	FG	FGA	Pct	3FG	3FGA	Pct	FT	FTA	Pct	Off	Def	Tot	Avg	PF	FO	Ast	TO	Blk	Stl	Pts	Avg
2018-19	25	2	406	16.2	62	113	.549	0	0	.000	13	26	.500	30	62	92	3.7	63	1	16	37	33	13	137	5.5

• PERSONAL BESTS •

POINTS Season: 12 (2x), last vs. LSU (01/12/19) Career: --	SEC ONLY 12 vs. LSU (01/12/19) --
FG MADE Season: 6 (2x), last vs. LSU (01/12/19) Career: --	SEC ONLY 6 vs. LSU (01/12/19) --
FG ATTEMPTED Season: 9 vs. Austin Peay (12/28/18) Career: --	8 vs. LSU (01/12/19) --
3-POINT FG MADE Season: -- Career: --	SEC ONLY -- --
3-PT FG ATTEMPTS Season: -- Career: --	SEC ONLY -- --
FT MADE Season: 3 vs. Miss State (02/16/19) Career: --	SEC ONLY 3 vs. Miss State (02/16/19) --
FT ATTEMPTED Season: 4 vs. UC Davis (11/12/18) Career: --	SEC ONLY 3 vs. Miss State (02/16/19) --
REBOUNDS Season: 8 (2x), last at CSU (12/05/18) Career: --	SEC ONLY 6 (3x), last vs. Georgia (01/29/19) --
ASSISTS Season: 4 (2x), last vs. Mizzou (01/23/19) Career: --	SEC ONLY 4 vs. Missouri (01/23/19) --
STEALS Season: 4 (2x), last vs. LSU (01/12/19) Career: --	SEC ONLY 4 vs. LSU (01/12/19) --
BLOCKED SHOTS Season: 5 vs. Georgia (01/29/19) Career: --	SEC ONLY 5 vs. Georgia (01/29/19) --
MINUTES Season: 28 vs. UTSA (12/15/18) Career: --	SEC ONLY 27 vs. LSU (01/12/19) --

ARKANSAS RAZORBACKS

2018-19 SEASON RESULTS & LEADERS

RECORD:	OVERALL	HOME	AWAY	NEUTRAL
ALL GAMES	14-11	10-5	3-5	1-1
CONFERENCE	5-7	3-3	2-4	0-0
NON-CONFERENCE	9-4	7-2	1-1	1-1

DATE	TIME (CT)	OPPONENT	TV	R E S U L T	ATTEND	RECORD (SEC)	HIGH POINTS	HIGH REBOUNDS
11/09/18	6:00 pm	# vs Texas	ESPN	(ot) 71-73 L	1400	0-1	(20)Daniel Gafford	(12)Daniel Gafford
11/12/18	7:00 pm	+ UC DAVIS	SEC Network Plus	W 81-58	13444	1-1	(20)Mason Jones	(8)Mason Jones
11/18/18	2:30 pm	+ INDIANA	ESPN	W 73-72	17456	2-1	(27)Daniel Gafford	(12)Daniel Gafford
11/21/18	7:00 pm	+ MONTANA STATE	SEC Network Plus	W 90-68	13698	3-1	(18)Mason Jones	(7)Daniel Gafford
11/23/18	7:00 pm	+ UT ARLINGTON	SEC Network Plus	W 78-60	17403	4-1	(21)Daniel Gafford	(8)Reggie Chaney
12/01/18	7:00 pm	FIU	SEC Network Plus	W 121-89	13763	5-1	(34)Isaiah Joe	(12)Daniel Gafford
12/05/18	9:00 pm	at Colorado State	CBS Sports Network	W 98-74	3238	6-1	(16)Mason Jones	(9)Daniel Gafford
12/08/18	2:30 pm	WESTERN KENTUCKY	SEC Network	77-78 L	14488	6-2	(19)Isaiah Joe	(9)Daniel Gafford
12/15/18	7:00 pm	! vs UTSA	--	W 79-67	13728	7-2	(21)Isaiah Joe	(14)Daniel Gafford
12/19/18	8:00 pm	GEORGIA TECH	SEC Network	65-69 L	14368	7-3	(17)Mason Jones	(8)Daniel Gafford
12/22/18	1:00 pm	TEXAS STATE	SEC Network	W 73-70	13463	8-3	(21)Mason Jones	(10)Daniel Gafford
12/28/18	7:00 pm	AUSTIN PEAY	SEC Network Plus	W 76-65	14267	9-3	(16)Daniel Gafford	(10)Daniel Gafford
01/05/19	5:00 pm	* at Texas A&M	SEC Network	W 73-71	10049	10-3 1-0	(15)Jalen Harris	(11)Daniel Gafford
01/09/19	7:00 pm	* FLORIDA	SEC Network	51-57 L	17160	10-4 1-1	(30)Mason Jones	(12)Daniel Gafford
01/12/19	5:00 pm	* LSU	SEC Network	(ot) 88-94 L	17361	10-5 1-2	(32)Daniel Gafford	(7)Daniel Gafford
01/15/19	6:00 pm	* at #3 Tennessee	ESPN2	87-106 L	19282	10-6 1-3	(23)Isaiah Joe	(7)Daniel Gafford (7)Mason Jones
01/19/19	Noon	* at #18 Ole Miss	SEC Network	67-84 L	9500	10-7 1-4	(16)K. Embery-Simpson	(10)Daniel Gafford
01/23/19	8:00 pm	* MISSOURI	SEC Network	W 72-60	13881	11-7 2-4	(23)Isaiah Joe	(10)Daniel Gafford
01/26/19	5:00 pm	% at #13 Texas Tech	ESPN2	64-67 L	14290	11-8	(16)Daniel Gafford	(5)Daniel Gafford
01/29/19	6:00 pm	* GEORGIA	ESPNU	W 70-60	13970	12-8 3-4	(23)Mason Jones	(6)Mason Jones (6)Reggie Chaney
02/02/19	5:00 pm	* at #19 LSU	SEC Network	W 90-89	13311	13-8 4-4	(23)Daniel Gafford	(8)Daniel Gafford
02/05/19	8:00 pm	* VANDERBILT	SEC Network	W 69-66	13587	14-5 5-4	(28)Daniel Gafford	(9)Daniel Gafford
02/09/19	2:30 pm	* at South Carolina	SEC Network	65-77 L	12374	14-9 5-5	(17)Jalen Harris	(6)Adrio Bailey
02/12/19	8:00 pm	* at Missouri	ESPNU	78-79 L	9489	14-10 5-6	(26)Daniel Gafford	(8)Daniel Gafford
02/16/19	7:30 pm	* MISSISSIPPI STATE	SEC Network	67-77 L	17022	14-11 5-7	(30)Mason Jones	(11)Daniel Gafford
02/20/19	7:30 pm	* at Auburn	SEC Network					
02/23/19	7:30 pm	* TEXAS A&M	SEC Network					
02/26/19	8:00 pm	* at Kentucky	ESPN/ESPN2/SEC					
03/02/19	Noon	* OLE MISS	SEC Network					
03/06/19	7:30 pm	* at Vanderbilt	SEC Network					
03/09/19	5:00 pm	* ALABAMA	SEC Network					
03/13-17/19		^ SEC Tournament	TBD					

Home Games in CAPS | * - Conference game | # - ESPN Armed Forces Classic (Fort Bliss – El Paso, Texas) | + = Hardwood Classic
! - at Verizon Arena (North Little Rock, Ark.) | % - Big 12/SEC Challenge | ^ - SEC Tournament (Nashville, Tenn. - Bridgestone Arena)

ATTENDANCE SUMMARY	GAMES	TOTALS	AVG/GAME
HOME	15	225331	15022
AWAY	8	91533	11442
NEUTRAL	2	15128	7564
TOTAL	25	331992	13280

ARKANSAS RAZORBACKS

2018-19 SEASON STATISTICS • ALL GAMES

RECORD:	OVERALL	HOME	AWAY	NEUTRAL
ALL GAMES	14-11	10-5	3-5	1-1
CONFERENCE	5-7	3-3	2-4	0-0
NON-CONFERENCE	9-4	7-2	1-1	1-1

##	Player	GP	GS	• TOTAL •			• 3-PTS •			• REBOUNDS •			• PFFO •			• A TO BLK STL •			Pts	Avg
				Min	Avg	FG	FGA	Pct	3FG	FGA	Pct	FT	FTA	Pct	Off	Def	Tot	Avg		
10	Daniel Gafford	25	25	722	28.9	162	245	.661	0	0	.000	90	151	.596	70	150	220	8.8	72	3
13	Mason Jones	25	25	769	30.8	104	253	.411	56	159	.352	95	118	.805	14	92	106	4.2	60	2
1	Isaiah Joe	25	25	740	29.6	111	258	.430	87	201	.433	37	51	.725	15	49	64	2.6	47	0
5	Jalen Harris	25	25	774	31.0	72	199	.362	8	57	.140	67	95	.705	13	58	71	2.8	57	1
2	Adrio Bailey	25	23	493	19.7	62	134	.463	2	9	.222	29	48	.604	22	60	82	3.3	68	2
35	Reggie Chaney	25	2	406	16.2	62	113	.549	0	0	.000	13	26	.500	30	62	92	3.7	63	1
11	K. Embery-Simpson	25	0	387	15.5	40	118	.339	20	74	.270	18	26	.692	6	26	32	1.3	31	0
0	Desi Sills	25	0	360	14.4	28	70	.400	11	34	.324	22	33	.667	7	20	27	1.1	44	0
22	Gabe Osabuohien	25	0	330	13.2	24	75	.320	5	21	.238	18	39	.462	33	39	72	2.9	72	4
25	Jordan Phillips	7	0	38	5.4	3	20	.150	0	6	.000	4	4	1.000	1	4	5	0.7	6	0
24	Ethan Henderson	7	0	23	3.3	2	3	.667	0	0	.000	1	3	.333	2	4	6	0.9	4	0
15	Jonathan Holmes	3	0	7	2.3	0	5	.000	0	3	.000	0	0	.000	0	0	0	0.0	1	0
12	Ty Stevens	1	0	1	1.0	0	0	.000	0	0	.000	0	0	.000	0	0	0	0.0	0	0
TM	TEAM.....														46	48	94	3.8	1	8
	ARKANSAS.....	25				670	1493	.449	189	564	.335	394	594	.663	259	612	871	34.8	526	13
	Opponents.....	25				606	1452	.417	202	609	.332	416	595	.699	316	647	963	38.5	562	-

SCORE BY PERIODS:	1st	2nd	OT	Total
Arkansas	917	991	15	1923
Opponents	878	929	23	1830

DEADBALL REBOUNDS:	OFF	DEF	TOTAL
Arkansas	96	22	118
Opponents	75	21	96

ARKANSAS RAZORBACKS

2018-19 STATISTICS • SEC GAMES ONLY

RECORD:	OVERALL	HOME	AWAY	NEUTRAL
ALL GAMES	5-7	3-3	2-4	0-0

##	Player	GP	GS	• TOTAL •			• 3-PTS •			• REBOUNDS •			• PFFO •			• A TO BLK STL •			Pts	Avg
				Min	Avg	FG	FGA	Pct	3FG	FGA	Pct	FT	FTA	Pct	Off	Def	Tot	Avg		
10	Daniel Gafford	12	12	350	29.2	75	117	.641	0	0	.000	38	63	.603	35	68	103	8.6	40	2
13	Mason Jones	12	12	382	31.8	55	136	.404	27	85	.318	50	61	.820	5	37	42	3.5	25	0
1	Isaiah Joe	12	12	370	30.8	51	118	.432	41	95	.432	8	14	.571	8	28	36	3.0	23	0
5	Jalen Harris	12	12	380	31.7	33	92	.359	4	27	.148	30	49	.612	7	29	36	3.0	29	1
2	Adrio Bailey	12	11	227	18.9	27	67	.403	1	4	.250	9	13	.692	12	23	35	2.9	33	1
11	K. Embery-Simpson	12	0	193	16.1	20	60	.333	10	38	.263	7	9	.778	3	13	16	1.3	13	0
35	Reggie Chaney	12	1	188	15.7	25	49	.510	0	0	.000	7	11	.636	13	23	36	3.0	31	1
22	Gabe Osabuohien	12	0	169	14.1	13	34	.382	2	11	.182	9	18	.500	12	22	34	2.8	41	3
0	Desi Sills	12	0	159	13.3	10	32	.313	4	14	.286	10	14	.714	3	5	8	0.7	18	0
24	Ethan Henderson	2	0	5	2.5	1	2	.500	0	0	.000	0	0	.000	1	0	1	0.5	1	0
25	Jordan Phillips	1	0	2	2.0	0	1	.000	0	1	.000	0	0	.000	0	0	0	0.0	0	0
TM	TEAM.....														22	18	40	3.3	1	6
	RAZORBACKS.....	12				310	708	.438	89	275	.324	168	252	.667	121	266	387	32.2	255	8
	Opponents.....	12				303	684	.443	95	270	.352	219	296	.740	151	312	463	38.6	260	-

SCORE BY PERIODS:	1st	2nd	OT	Total
Arkansas	416	454	7	877
Opponents	463	444	13	920

DEADBALL REBOUNDS:	OFF	DEF	TOTAL
Arkansas	40	7	47
Opponents	34	9	43

2018-19 RAZORBACK GAME-BY-GAME STATISTICS

Opponent	Date	Score	W/L	• TOTAL •			• 3-PTRS •			FT FTA Pct			• REBOUNDS •				PF	A	TO	Blk	Stl	Pts	Avg
				FG	FGA	Pct	3FG	FGA	Pct	FT	FTA	Pct	Off	Def	Tot	Avg							
vs Texas	11/09/18	71-73	Lot	25	61	.410	8	22	.364	13	24	.542	10	36	46	46.0	23	8	18	5	6	71	71.0
UC DAVIS	11/12/18	81-58	W	23	49	.469	8	20	.400	27	41	.659	5	26	31	38.5	21	14	15	6	10	81	76.0
INDIANA	11/18/18	73-72	W	28	64	.438	6	23	.261	11	19	.579	9	23	32	36.3	16	20	12	7	8	73	75.0
MONTANA STATE	11/21/18	90-68	W	37	70	.529	11	35	.314	5	10	.500	10	24	34	35.8	25	29	14	4	13	90	78.8
UT ARLINGTON	11/23/18	78-60	W	21	55	.382	2	16	.125	34	46	.739	14	32	46	37.8	25	15	16	4	7	78	78.6
FIU	12/01/18	121-89	W	42	69	.609	13	25	.520	24	39	.615	10	40	50	39.8	28	27	14	11	11	121	85.7
at Colorado State	12/05/18	98-74	W	38	73	.521	14	28	.500	8	14	.571	15	31	46	40.7	22	28	7	9	8	98	87.4
WESTERN KENTUCKY	12/08/18	77-78	L	30	69	.435	8	25	.320	9	16	.563	9	25	34	39.9	13	10	7	4	6	77	86.1
vs UTSA	12/15/18	79-67	W	23	55	.418	6	16	.375	27	34	.794	11	28	39	39.8	20	17	15	8	7	79	85.3
GEORGIA TECH	12/19/18	65-69	L	24	63	.381	10	32	.313	7	9	.778	13	18	31	38.9	17	16	16	6	7	65	83.3
TEXAS STATE	12/22/18	73-70	W	21	47	.447	3	11	.273	28	40	.700	9	25	34	38.5	20	12	15	5	8	73	82.4
AUSTIN PEAY	12/28/18	76-65	W	27	62	.435	7	17	.412	15	24	.625	14	20	34	38.1	21	21	11	5	14	76	81.8
at Texas A&M	01/05/19	73-71	W	26	70	.371	10	33	.303	11	22	.500	17	30	47	38.8	22	16	8	3	3	73	81.2
FLORIDA	01/09/19	51-57	L	15	50	.300	6	26	.231	15	26	.577	10	32	42	39.0	20	10	16	5	5	51	79.0
LSU	01/12/19	88-94	Lot	34	66	.515	3	16	.188	17	28	.607	11	20	31	38.5	24	21	16	5	9	88	79.6
at Tennessee	01/15/19	87-106	L	32	67	.478	10	26	.385	13	22	.591	16	17	33	38.1	28	16	19	1	9	87	80.1
at Ole Miss	01/19/19	67-84	L	22	55	.400	6	23	.261	17	21	.810	10	21	31	37.7	15	14	17	3	6	67	79.3
MISSOURI	01/23/19	72-60	W	26	59	.441	10	25	.400	10	16	.625	8	21	29	37.2	20	18	14	0	13	72	78.9
at Texas Tech	01/26/19	64-67	L	21	48	.438	4	19	.211	18	26	.692	9	18	27	36.7	20	6	17	2	10	64	78.1
GEORGIA	01/29/19	70-60	W	25	61	.410	5	21	.238	15	22	.682	6	26	32	36.5	22	14	4	14	6	70	77.7
at LSU	02/02/19	90-89	W	35	60	.583	13	24	.542	7	11	.636	4	16	20	35.7	29	20	18	3	8	90	78.3
VANDERBILT	02/05/19	69-66	W	23	51	.451	8	19	.421	15	20	.750	8	21	29	35.4	17	18	11	2	4	69	77.9
at South Carolina	02/09/19	65-77	L	22	57	.386	6	22	.273	15	20	.750	9	20	29	35.1	18	11	14	4	13	65	77.3
at Missouri	02/12/19	78-79	L	28	60	.467	5	20	.250	17	23	.739	13	20	33	35.0	17	16	12	3	5	78	77.3
MISSISSIPPI STATE	02/16/19	67-77	L	22	52	.423	7	20	.350	16	21	.762	9	22	31	34.8	23	16	20	5	7	67	76.9
Arkansas		1923		670	1493	.449	189	564	.335	394	594	.663	259	612	871	34.8	526	413	346	124	203	1923	76.9
Opponents		1830		606	1452	.417	202	609	.332	416	595	.699	316	647	963	38.5	562	325	412	75	149	1830	73.2

Assists/game: 16.5
 Turnovers/game: 13.8
 Assist/turnover ratio: 1.2
 Steals/game: 8.1
 Blocks/game: 5.0

2018-19 OPPONENT GAME-BY-GAME STATISTICS

Opponent	Date	Score	W/L	• TOTAL •			• 3-PTRS •			• REBOUNDS •				PF	A	TO	Blk	Stl	Pts	Avg			
				FG	FGA	Pct	3FG	FGA	Pct	FT	FTA	Pct	Off								Def	Tot	Avg
vs Texas	11/09/18	71-73	Lot	21	67	.313	10	31	.323	21	30	.700	16	32	48	48.0	25	10	14	5	8	73	73.0
UC DAVIS	11/12/18	81-58	W	18	56	.321	7	29	.241	15	18	.833	11	25	36	42.0	32	11	24	0	3	58	65.5
INDIANA	11/18/18	73-72	W	27	58	.466	8	20	.400	10	15	.667	8	32	40	41.3	20	13	18	1	4	72	67.7
MONTANA STATE	11/21/18	90-68	W	21	59	.356	11	34	.324	15	24	.625	18	22	40	41.0	17	12	24	0	5	68	67.8
UT ARLINGTON	11/23/18	78-60	W	18	55	.327	6	27	.222	18	27	.667	9	27	36	40.0	34	7	19	2	8	60	66.2
FIU	12/01/18	121-89	W	31	83	.373	6	37	.162	21	34	.618	20	23	43	40.5	27	16	14	2	8	89	70.0
at Colorado State	12/05/18	98-74	W	21	54	.389	11	23	.478	21	30	.700	8	24	32	39.3	15	16	9	1	4	74	70.6
WESTERN KENTUCKY	12/08/18	77-78	L	29	58	.500	9	22	.409	11	17	.647	8	29	37	39.0	15	18	14	8	4	78	71.5
vs UTSA	12/15/18	79-67	W	21	61	.344	8	29	.276	17	24	.708	14	22	36	38.7	29	8	12	3	7	67	71.0
GEORGIA TECH	12/19/18	65-69	L	25	55	.455	5	17	.294	14	20	.700	15	28	43	39.1	16	14	20	6	8	69	70.8
TEXAS STATE	12/22/18	73-70	W	25	60	.417	12	26	.462	8	21	.381	17	25	42	39.4	29	11	16	0	7	70	70.7
AUSTIN PEAY	12/28/18	76-65	W	24	59	.407	4	25	.160	13	20	.650	15	27	42	39.6	22	11	18	4	4	65	70.2
at Texas A&M	01/05/19	73-71	W	25	61	.410	5	24	.208	16	25	.640	11	31	42	39.8	22	14	8	6	2	71	70.3
FLORIDA	01/09/19	51-57	L	18	58	.310	6	26	.231	15	19	.789	10	29	39	39.7	25	9	12	2	4	57	69.4
LSU	01/12/19	88-94	Lot	33	64	.516	10	25	.400	18	22	.818	12	24	36	39.5	28	15	19	3	7	94	71.0
at Tennessee	01/15/19	87-106	L	30	57	.526	11	18	.611	35	39	.897	12	22	34	39.1	17	19	17	3	9	106	73.2
at Ole Miss	01/19/19	67-84	L	31	64	.484	7	22	.318	15	17	.882	13	27	40	39.2	18	19	13	3	13	84	73.8
MISSOURI	01/23/19	72-60	W	19	42	.452	10	25	.400	12	17	.706	4	26	30	38.7	21	9	24	0	2	60	73.1
at Texas Tech	01/26/19	64-67	L	22	43	.512	10	19	.526	13	19	.684	6	19	25	37.9	21	14	21	4	5	67	72.7
GEORGIA	01/29/19	70-60	W	19	65	.292	7	24	.292	15	29	.517	23	33	56	38.8	26	12	16	4	2	60	72.1
at LSU	02/02/19	90-89	W	26	59	.441	5	24	.208	32	38	.842	19	25	44	39.1	18	11	21	3	8	89	72.9
VANDERBILT	02/05/19	69-66	W	22	49	.449	9	21	.429	13	21	.619	11	21	32	38.8	23	12	14	4	5	66	72.6
at South Carolina	02/09/19	65-77	L	26	48	.542	10	15	.667	15	24	.625	8	28	36	38.7	19	15	21	5	4	77	72.8
at Missouri	02/12/19	78-79	L	28	61	.459	9	26	.346	14	18	.778	16	23	39	38.7	22	14	11	4	4	79	73.0
MISSISSIPPI STATE	02/16/19	67-77	L	26	56	.464	6	20	.300	19	27	.704	12	23	35	38.5	21	15	13	2	14	77	73.2
Opponents		1830		606	1452	.417	202	609	.332	416	595	.699	316	647	963	38.5	562	325	412	75	149	1830	73.2
Arkansas		1923		670	1493	.449	189	564	.335	394	594	.663	259	612	871	34.8	526	413	346	124	203	1923	76.9

Assists/game: 13.0

Turnovers/game: 16.5

Assist/turnover ratio: 0.8

Steals/game: 6.0

Blocks/game: 3.0

ARKANSAS RAZORBACKS

2018-19 GAME-BY-GAME POINTS-ASSISTS-REBOUNDS

Opponent	Date	Score	WL	00 SILLS	01 JOE	02 BAILEY	05 HARRIS	10 GAFFORD	11 EMBERY-SIMPSON	12 STEVENS	13 JONES	15 HOLMES	22 OSABUOHIE	24 HENDERSON	35 CHANEY
vs TEX	11/09/18	71-73	LOT	3-1-0	17-2-0	8-5-1	11-5-4	20-12-0	0-2-0	DNP	11-6-3	DNP	1-3-0	DNP	0-5-0
UCD	11/12/18	81-58	W	2-1-0	14-5-2	20-4-2	2-2-4	12-4-2	7-0-1	DNP	21-8-2	DNP	0-5-1	0-0-0	3-1-0
IND	11/18/18	73-72	W	2-1-2	13-2-3	4-1-1	5-2-4	27-12-0	2-2-1	DNP	11-5-7	DNP	5-0-2	DNP	4-3-0
MSU	11/21/18	90-68	W	5-1-5	10-3-5	10-3-2	11-2-11	16-7-0	6-0-1	0-0-0	18-3-3	0-0-0	6-2-1	0-2-0	8-5-1
UTA	11/23/18	78-60	W	3-1-2	10-3-3	14-5-1	14-3-6	21-5-0	2-3-0	DNP	4-5-0	0-0-0	0-2-2	0-2-1	8-8-0
FIU	12/01/18	121-89	W	7-3-6	34-1-3	10-5-1	9-3-10	23-12-0	7-3-3	DNP	19-10-3	0-0-0	3-5-1	3-1-0	2-0-0
at CSU	12/05/18	98-74	W	8-1-2	14-2-1	10-8-3	8-5-12	12-9-3	14-2-2	DNP	16-4-4	DNP	5-5-0	0-0-0	11-8-0
WKU	12/08/18	77-78	L	9-2-0	19-3-1	0-5-0	13-4-7	17-9-1	0-0-0	DNP	15-3-1	DNP	0-1-0	DNP	4-4-0
vs UTSA	12/15/18	79-67	W	9-1-0	21-1-0	2-3-0	11-2-10	13-14-0	2-0-0	DNP	6-4-3	DNP	4-4-0	DNP	11-5-4
GT	12/19/18	65-69	L	6-2-0	13-3-3	0-2-0	7-3-4	14-8-3	0-0-0	DNP	17-6-5	DNP	2-2-0	DNP	6-4-1
TXST	12/22/18	73-70	W	0-0-2	10-3-0	0-3-0	10-0-1	19-10-1	2-2-0	DNP	21-4-4	DNP	4-5-4	DNP	7-6-0
APSU	12/28/18	76-65	W	0-3-5	15-0-1	5-1-0	7-3-7	16-10-0	14-1-0	DNP	2-3-4	DNP	1-2-3	DNP	12-4-1
at TAMU	01/05/19	73-71	W	14-1-1	11-2-1	5-5-0	15-3-9	11-11-1	0-2-0	DNP	9-5-3	DNP	6-7-1	DNP	2-3-0
UF	01/09/19	51-57	L	0-0-0	6-3-3	4-5-0	2-1-3	9-12-1	0-3-0	DNP	30-2-3	DNP	0-8-0	DNP	0-1-0
LSU	01/12/19	88-94	LOT	0-1-5	5-5-2	8-3-3	7-1-6	32-7-0	2-0-2	DNP	22-6-1	DNP	0-0-1	DNP	12-5-1
at UT	01/15/19	87-106	L	2-0-1	23-4-0	7-2-0	6-3-5	10-7-0	3-0-3	DNP	18-7-6	DNP	5-1-0	2-1-0	11-6-1
at OM	01/19/19	67-84	L	2-0-0	11-5-1	4-2-2	3-6-7	9-10-1	16-1-0	DNP	5-2-2	DNP	13-3-1	DNP	4-1-0
MIZ	01/23/19	72-60	W	8-3-1	23-1-2	1-0-0	10-2-6	13-10-1	5-1-2	DNP	6-4-1	DNP	0-2-1	DNP	6-6-4
at TTU	01/26/19	64-67	L	1-2-0	5-0-1	8-2-1	11-1-2	16-5-0	5-1-1	DNP	11-3-1	DNP	3-2-0	DNP	4-3-0
UGA	01/29/19	70-60	W	3-1-1	3-0-0	8-2-0	13-3-1	11-5-2	0-3-1	DNP	23-6-4	DNP	3-3-3	0-0-0	6-6-2
at LSU	02/02/19	90-89	W	0-1-1	18-3-2	5-1-0	11-1-5	23-8-0	16-2-0	DNP	10-1-5	DNP	3-3-6	DNP	4-0-1
VU	02/05/19	69-66	W	2-0-3	18-4-5	4-3-1	2-5-3	28-9-3	5-1-0	DNP	7-1-2	DNP	0-1-1	DNP	3-2-0
at SC	02/09/19	65-77	L	0-1-2	11-3-0	6-6-1	17-3-2	8-5-1	4-1-0	DNP	15-3-4	DNP	0-2-1	DNP	4-3-0
at MIZ	02/12/19	78-79	L	3-0-1	17-4-0	4-2-2	6-4-10	26-8-0	3-2-0	DNP	12-3-2	DNP	7-2-1	DNP	0-1-0
MS	02/16/19	67-77	L	0-0-2	5-2-3	8-4-1	8-4-7	8-11-1	3-0-0	DNP	30-2-2	DNP	0-2-0	DNP	5-2-0

ARKANSAS RAZORBACKS

2018-19 STARTING LINEUPS

Date	Opponent	GUARD	GUARD	GUARD	FORWARD	FORWARD	1st SUB	Outcome	RECORD BY LINEUP:						
Nov. 09	vs. Texas	Joe	Harris	Jones	Bailey	Gafford	Gabe	L, 71-73 ot	Joe	Harris	Jones	Bailey	Gafford	13-10	
Nov. 12	UC Davis	Joe	Harris	Jones	Bailey	Gafford	Gabe/Desi	W, 81-58	Joe	Harris	Jones	ChaneY	Gafford	1-1	
Nov. 18	Indiana	Joe	Harris	Jones	Bailey	Gafford	Gabe	W, 73-72							
Nov. 21	Montana State	Joe	Harris	Jones	Bailey	Gafford	Gabe	W, 90-68							
Nov. 23	UT Arlington	Joe	Harris	Jones	Bailey	Gafford	Desi	W, 78-60							
Dec. 01	FIU	Joe	Harris	Jones	Bailey	Gafford	Gabe/Desi	W, 121-89							
Dec. 05	at Colorado State	Joe	Harris	Jones	Bailey	Gafford	Gabe	W, 98-74							
Dec. 08	Western Kentucky	Joe	Harris	Jones	Bailey	Gafford	Gabe/Desi	L, 77-78							
Dec. 15	vs. UTSA	Joe	Harris	Jones	Bailey	Gafford	Gabe/Desi	W, 79-67							
Dec. 19	Georgia Tech	Joe	Harris	Jones	Bailey	Gafford	Reggie/Desi	L, 65-69							
Dec. 22	Texas State	Joe	Harris	Jones	ChaneY	Gafford	Gabe/Desi	W, 73-70							
Dec. 28	vs. Austin Peay	Joe	Harris	Jones	Bailey	Gafford	Gabe/Desi	W, 76-65							
Jan. 05	at Texas A&M	Joe	Harris	Jones	Bailey	Gafford	Gabe/Desi	W, 73-71							
Jan. 09	Florida	Joe	Harris	Jones	Bailey	Gafford	Gabe	L, 51-57							
Jan. 12	LSU	Joe	Harris	Jones	Bailey	Gafford	Gabe/Reggie	L, 88-94 ot							
Jan. 15	at Tennessee	Joe	Harris	Jones	Bailey	Gafford	Desi/Reggie	L, 87-106							
Jan. 19	at Ole Miss	Joe	Harris	Jones	ChaneY	Gafford	Desi	L, 67-84							
Jan. 23	Missouri	Joe	Harris	Jones	Bailey	Gafford	Gabe/Desi	W, 72-60							
Jan. 26	at Texas Tech	Joe	Harris	Jones	Bailey	Gafford	Keyshawn	L, 64-67							
Jan. 29	Georgia	Joe	Harris	Jones	Bailey	Gafford	Key/Reggie	W, 70-60							
Feb. 2	at LSU	Joe	Harris	Jones	Bailey	Gafford	Gabe	W, 90-89							
Feb. 5	Vanderbilt	Joe	Harris	Jones	Bailey	Gafford	Gabe	W, 69-66							
Feb. 09	at South Carolina	Joe	Harris	Jones	Bailey	Gafford	Keyshawn	L, 65-77							
Feb. 12	at Missouri	Joe	Harris	Jones	Bailey	Gafford	Key/Reggie	L, 78-79							
Feb. 16	Mississippi State	Joe	Harris	Jones	Bailey	Gafford	Keyshawn	L, 67-77							

ARKANSAS RAZORBACKS

2018-19 SPECIALTY STATS (ARKANSAS/OPPONENT)

Opponent	Pts in Paint	Pts Off TO	2nd Chance	Fast Break	Bench	Ties	Lead Chng	Ark Largest Lead	Opp Largest Lead	Ark Led	Opp Led	Gm Tied
vs. Texas	20 / 20	14 / 13	6 / 10	2 / 2	4 / 25	6	10	8 15:02 1st	12 09:59 1st	14:56	26:52	3:12
UC Davis	26 / 18	26 / 8	5 / 11	4 / 3	12 / 17	0	0	24 00:10 2nd	--	39:02	--	0:58
Indiana	38 / 30	14 / 13	3 / 13	6 / 4	13 / 14	8	9	10 17:10 2nd	5 13:20 1st	26:13	8:31	5:16
Montana St.	46 / 16	29 / 9	7 / 20	20 / 3	25 / 9	0	0	29 04:56 2nd	--	39:55	--	0:05
UT Arlington	32 / 22	25 / 8	14 / 7	6 / 2	15 / 21	0	1	18 04:20 2nd	1 19:26 1st	38:47	0:49	0:24
FIU	52 / 50	15 / 21	12 / 21	18 / 18	26 / 29	0	0	35 00:18 2nd	--	39:52	--	0:08
at Colorado St.	40 / 20	16 / 10	22 / 5	17 / 14	38 / 7	0	0	26 01:22 2nd	--	38:57	--	0:34
Western Ky.	42 / 34	6 / 17	4 / 11	8 / 12	9 / 13	4	5	9 16:47 1st	8 12:43 2nd	23:30	15:31	0:59
vs. UTSA	30 / 24	17 / 16	11 / 9	15 / 5	26 / 12	4	6	12 00:12 2nd	5 15:45 1st	23:33	14:11	2:16
Georgia Tech	30 / 26	23 / 13	3 / 15	11 / 11	10 / 14	5	11	5 13:29 2nd	11 14:37 1st	11:45	23:28	4:37
Texas State	28 / 18	19 / 19	2 / 21	8 / 2	6 / 19	2	1	10 03:38 2nd	13 11:32 1st	26:59	11:59	1:01
Austin Peay	38 / 24	21 / 5	14 / 7	13 / 6	31 / 29	10	16	11 04:15 2nd	4 11:26 1st	18:26	13:46	7:20
at Texas A&M	26 / 38	10 / 6	18 / 16	5 / 8	22 / 13	11	16	8 14:09 1st	3 03:31 1st	23:19	7:00	9:41
Florida	18 / 18	12 / 7	2 / 5	2 / 2	0 / 10	1	1	4 18:06 1st	16 02:35 2nd	4:04	32:48	3:08
LSU	54 / 44	17 / 23	16 / 15	11 / 10	14 / 14	6	2	2 04:41 OT	13 17:17 2nd	0:30	40:11	4:19
at Tennessee	42 / 32	20 / 35	19 / 15	6 / 11	23 / 50	0	0	--	30 07:51 2nd	--	39:43	0:17
at Ole Miss	28 / 44	18 / 22	15 / 17	0 / 9	34 / 21	0	0	--	19 02:00 2nd	--	39:20	0:40
Missouri	30 / 16	27 / 13	10 / 9	8 / 4	19 / 15	0	5	12 01:26 2nd	13 11:12 1st	19:21	20:13	0:26
at Texas Tech	28 / 16	25 / 26	11 / 2	4 / 2	15 / 15	5	6	3 00:00 1st	12 08:28 2nd	1:37	35:54	2:39
Georgia	34 / 24	16 / 7	5 / 17	8 / 5	12 / 16	7	7	10 00:15 2nd	9 15:31 1st	18:09	18:12	3:39
at LSU	32 / 42	24 / 21	6 / 21	2 / 4	23 / 25	6	8	18 13:45 2nd	4 17:02 1st	32:58	05:13	1:49
Vanderbilt	26 / 24	14 / 11	6 / 10	13 / 11	10 / 23	4	12	10 10:17 2nd	10 03:57 1st	20:12	17:24	2:24
at USC	26 / 24	25 / 14	15 / 12	10 / 8	8 / 12	4	4	13 15:37 2nd	12 00:41 2nd	29:24	07:59	2:37
at Missouri	42 / 29	15 / 8	16 / 21	0 / 0	13 / 24	2	1	2 19:47 1st	14 10:42 1st	00:52	28:10	00:58
Miss State	22 / 36	22 / 27	9 / 14	17 / 20	15 / 8	5	5	8 19:47 2nd	16 10:15 2nd	18:09	19:15	2:36

ARKANSAS RAZORBACKS

2018-19 GAME HIGHS IN...

Opponent	DATE	SCORE	RESULT	POINTS	REBOUNDS	ASSISTS	STEALS	BLOCKED SHOTS
vs Texas	11/09/18	71-73	LOT	20-Daniel Gafford	12-Daniel Gafford	4-Jalen Harris	3-Jalen Harris	2-Daniel Gafford
UC DAVIS	11/12/18	81-58	W	21-Mason Jones	8-Mason Jones	4-Jalen Harris	3-Isaiah Joe	4-Daniel Gafford
INDIANA	11/18/18	73-72	W	27-Daniel Gafford	12-Daniel Gafford	7-Mason Jones	2-Daniel Gafford	3-Reggie Chaney Daniel Gafford
MONTANA STATE	11/21/18	90-68	W	18-Mason Jones	7-Daniel Gafford	11-Jalen Harris	5-Isaiah Joe	1-Ethan Henderson Reggie Chaney Adrio Bailey Daniel Gafford
UT ARLINGTON	11/23/18	78-60	W	21-Daniel Gafford	8-Reggie Chaney	6-Jalen Harris	3-Adrio Bailey	2-Adrio Bailey
FIU	12/01/18	121-89	W	34-Isaiah Joe	12-Daniel Gafford	10-Jalen Harris	3-K. Embery-Simpson	4-Adrio Bailey Daniel Gafford
at Colorado State	12/05/18	98-74	W	16-Mason Jones	9-Daniel Gafford	12-Jalen Harris	4-Jalen Harris	3-Daniel Gafford Reggie Chaney
WESTERN KENTUCKY	12/08/18	77-78	L	19-Isaiah Joe	9-Daniel Gafford	7-Jalen Harris	2-Jalen Harris	2-Daniel Gafford
vs UTSA	12/15/18	79-67	W	21-Isaiah Joe	14-Daniel Gafford	10-Jalen Harris	4-Reggie Chaney	3-Reggie Chaney
GEORGIA TECH	12/19/18	65-69	L	17-Mason Jones	8-Daniel Gafford	5-Mason Jones	2-Mason Jones	3-Reggie Chaney Daniel Gafford
TEXAS STATE	12/22/18	73-70	W	21-Mason Jones	10-Daniel Gafford	4-Mason Jones Gabe Osabuohien	3-Isaiah Joe Mason Jones	2-Reggie Chaney Daniel Gafford
AUSTIN PEAY	12/28/18	76-65	W	16-Daniel Gafford	10-Daniel Gafford	7-Jalen Harris	5-Isaiah Joe	4-Daniel Gafford
at Texas A&M	01/05/19	73-71	W	15-Jalen Harris	11-Daniel Gafford	9-Jalen Harris	1-Gabe Osabuohien K. Embery-Simpson Isaiah Joe	1-Reggie Chaney Daniel Gafford Gabe Osabuohien
FLORIDA	01/09/19	51-57	L	30-Mason Jones	12-Daniel Gafford	3-Mason Jones Isaiah Joe Jalen Harris	2-Adrio Bailey	1-Isaiah Joe Adrio Bailey Reggie Chaney Mason Jones Gabe Osabuohien
LSU	01/12/19	88-94	LOT	32-Daniel Gafford	7-Daniel Gafford	6-Jalen Harris	4-Reggie Chaney	2-Daniel Gafford Reggie Chaney
at Tennessee	01/15/19	87-106	L	23-Isaiah Joe	7-Mason Jones Daniel Gafford	6-Mason Jones	2-Isaiah Joe Daniel Gafford Ethan Henderson	1-Reggie Chaney
at Ole Miss	01/19/19	67-84	L	16-K. Embery-Simpson	10-Daniel Gafford	7-Jalen Harris	2-Mason Jones	2-Daniel Gafford
MISSOURI	01/23/19	72-60	W	23-Isaiah Joe	10-Daniel Gafford	6-Jalen Harris	3-Isaiah Joe Jalen Harris	None
at Texas Tech	01/26/19	64-67	L	16-Daniel Gafford	5-Daniel Gafford	2-Jalen Harris	3-Jalen Harris	1-Daniel Gafford Jalen Harris
GEORGIA	01/29/19	70-60	W	23-Mason Jones	6-Reggie Chaney Mason Jones	4-Mason Jones	2-Gabe Osabuohien	5-Reggie Chaney
at LSU	02/02/19	90-89	W	23-Daniel Gafford	8-Daniel Gafford	6-Gabe Osabuohien	2-Adrio Bailey Daniel Gafford	2-Daniel Gafford
VANDERBILT	02/05/19	69-66	W	28-Daniel Gafford	9-Daniel Gafford	5-Isaiah Joe	2-Gabe Osabuohien	2-Daniel Gafford
at South Carolina	02/09/19	65-77	L	17-Jalen Harris	6-Adrio Bailey	4-Mason Jones	3-Adrio Bailey	1-Adrio Bailey Mason Jones Isaiah Joe Reggie Chaney
at Missouri	02/12/19	78-79	L	26-Daniel Gafford	8-Daniel Gafford	10-Jalen Harris	2-Isaiah Joe	2-Daniel Gafford
MISSISSIPPI STATE	02/16/19	67-77	L	30-Mason Jones	11-Daniel Gafford	7-Jalen Harris	2-Daniel Gafford Isaiah Joe	4-Daniel Gafford

LED TEAM IN POINTS (including ties)

Gafford	9
Jones	8
Joe	5
Harris	2
Embery-Simpson	1

LED TEAM IN REBS (including ties)

Gafford	21
Jones	3
Chaney	2
Bailey	1

LED TEAM IN ASSISTS (including ties)

Harris	17
Jones	7
Osabuohien	2
Joe	2

LED TEAM IN STEALS (including ties)

Joe	9
Harris	4
Bailey	4
Gafford	4
Jones	3
Osabuohien	3
Embery-Simpson	2
Henderson	1

LED TEAM IN BLKS (including ties)

Gafford	18
Chaney	12
Bailey	5
Osabuohien	2
Jones	2
Joe	2
Henderson	1
Harris	1

GAME 1 Arkansas vs. Texas

Nov. 9, 2018 • Armed Forces Classic • Fort Bliss - El Paso, Texas • ESPN

Arkansas 71 • 0-1

#	Player	Total		3-Ptr		Rebounds			PF	TP	A	TO	Blk	Stl	Min
		FG-FGA	FG-FGA	FT-FTA	Off Def Tot	PF	TP	A TO Blk Stl Min							
02	Adrio Bailey	f	4-5	0-1	0-2	0	5	5	3	8	1	1	1	1	35
10	Daniel Gafford	f	8-15	0-0	4-9	2	10	12	3	20	0	6	2	1	33
01	Isaiah Joe	f	6-10	5-8	0-0	0	2	2	4	17	0	1	0	0	34
05	Jalen Harris	f	3-12	0-5	5-6	3	2	5	2	11	4	2	0	3	39
13	Mason Jones	f	3-10	2-6	3-4	0	6	6	4	11	3	4	1	0	37
00	Desi Sills	f	1-2	1-1	0-0	0	1	1	2	3	0	0	0	0	16
11	K. Embery-Simpson	f	0-2	0-0	0-1	1	1	2	0	0	0	0	0	0	9
22	Gabe Osabuohien	f	0-4	0-1	1-2	2	1	3	1	1	0	1	1	0	11
35	Reggie Chaney	f	0-1	0-0	0-0	2	3	5	4	0	0	3	0	1	11
Team					0	5	5								
Totals			25-61	8-22	13-24	10	36	46	23	71	8	18	5	6	225
FG % 1st Half:		12-30	40.0%	2nd half:	11-24	45.8%	OT:	2-7	28.6%	Game:	25-61	41.0%	Deadball Rebounds		
3FG % 1st Half:		4-9	44.4%	2nd half:	3-9	33.3%	OT:	1-4	25.0%	Game:	8-22	36.4%	5		
FT % 1st Half:		2-5	40.0%	2nd half:	8-13	61.5%	OT:	3-6	50.0%	Game:	13-24	54.2%			

Texas 73 • 1-0

#	Player	Total		3-Ptr		Rebounds			PF	TP	A	TO	Blk	Stl	Min
		FG-FGA	FG-FGA	FT-FTA	Off Def Tot	PF	TP	A TO Blk Stl Min							
20	Jericho Sims	f	4-7	0-0	6-10	2	3	5	5	14	0	4	2	0	36
21	Dylan Osetkowski	f	2-9	1-4	6-10	6	7	13	4	11	1	6	0	3	39
02	Matt Coleman III	f	0-8	0-3	2-2	0	0	0	5	2	4	1	0	1	29
12	Kerwin Roach II	f	6-18	4-11	2-2	1	10	11	2	18	2	2	0	1	39
13	Jase Febres	f	1-6	1-5	0-0	1	0	1	0	3	0	0	0	1	21
03	Courtney Ramey	f	4-6	2-3	0-0	0	3	3	4	10	2	0	0	0	16
10	Jaxson Hayes	f	1-2	0-0	0-0	4	4	8	3	2	0	1	2	0	16
33	Kamaka Hepa	f	1-2	1-1	0-0	0	1	1	0	3	0	0	0	1	5
55	Elijah Mitrou-Long	f	2-9	1-4	5-6	0	2	2	2	10	1	0	1	1	24
Team					2	2	4								
Totals			21-67	10-31	21-30	16	32	48	25	73	10	14	5	8	225
FG % 1st Half:		13-34	38.2%	2nd half:	5-26	19.2%	OT:	3-7	42.9%	Game:	21-67	31.3%	Deadball Rebounds		
3FG % 1st Half:		7-19	36.8%	2nd half:	3-10	30.0%	OT:	0-2	0.0%	Game:	10-31	32.3%	3		
FT % 1st Half:		3-4	75.0%	2nd half:	14-20	70.0%	OT:	4-6	66.7%	Game:	21-30	70.0%			

Officials: Jerry Pollard, Kip Kissinger, Keith Kimble

Technical fouls: Arkansas-None. Texas-None.

Attendance: 1400

2:10 in 1st half - Flagrant 1 foul on #3 (Texas) Ramey

Score by periods	1st	2nd	OT	Total
Arkansas	30	33	8	71
Texas	36	27	10	73

GAME 3 Arkansas vs. Indiana

Nov. 18, 2018 • Hardwood Showcase • Fayetteville, Ark. - Bud Walton Arena • ESPN

Indiana 72 • 3-1

#	Player		Total		3-Ptr	Rebounds			PF	TP	A	TO	Blk	Stl	Min	
			FG-FGA	FG-FGA	FT-FTA	Off	Def	Tot								
03	SMITH,JUSTIN	f	1-6	0-2	1-4	0	0	0	2	3	0	2	0	0	15	
13	MORGAN,JUWAN	f	6-8	2-3	1-2	3	4	7	4	15	2	2	0	0	23	
00	LANGFORD,ROMEO	f	6-15	2-5	8-9	2	8	10	3	22	5	4	1	1	38	
01	DURHAM,ALJAMI	f	4-9	3-4	0-0	1	2	3	3	11	3	5	0	0	36	
10	PHINISEE,ROB	f	3-7	1-3	0-0	0	2	2	4	7	1	0	0	0	21	
20	DAVIS,DE'RON	f	5-6	0-0	0-0	1	4	5	2	10	1	3	0	1	23	
23	ANDERSON,DAMEZI	f	2-5	0-2	0-0	0	3	3	2	4	1	1	0	1	26	
55	FITZNER,EVAN	f	0-2	0-1	0-0	0	5	5	0	0	0	0	0	1	18	
Team						1	4	5				1				
Totals				27-58	8-20	10-15	8	32	40	20	72	13	18	1	4	200
FG % 1st Half:			13-28	46.4%	2nd half:	14-30	46.7%	Game:	27-58	46.6%	Deadball Rebound					
3FG % 1st Half:			3-9	33.3%	2nd half:	5-11	45.5%	Game:	8-20	40.0%	3,2					
FT % 1st Half:			6-10	60.0%	2nd half:	4-5	80.0%	Game:	10-15	66.7%						

Arkansas 73 • 2-1

#	Player		Total		3-Ptr	Rebounds					PF	TP	A	TO	Blk	Stl	Min
			FG-FGA	FG-FGA	FT-FTA	Off	Def	Tot									
02	Adrio Bailey	f	2-7	0-1	0-0	0	1	1	3	4	1	0	0	1	1	25	
10	Daniel Gafford	f	12-15	0-0	3-8	5	7	12	2	27	0	3	3	2	31		
01	Isaiah Joe	f	5-15	3-11	0-0	0	2	2	0	13	3	1	0	1	33		
05	Jalen Harris	f	1-5	1-3	2-2	0	2	2	3	5	4	2	0	1	25		
13	Mason Jones	f	3-8	1-4	4-6	0	5	5	2	11	7	0	0	1	38		
00	Desi Sills	f	0-2	0-1	2-2	0	1	1	1	2	2	1	0	1	11		
11	K. Embery-Simpson	f	1-5	0-2	0-0	0	2	2	3	2	1	0	1	0	14		
22	Gabe Osabuohien	f	2-3	1-1	0-0	0	0	0	2	5	2	4	0	1	10		
35	Reggie Chaney	f	2-4	0-0	0-1	1	2	3	0	4	0	1	3	0	13		
Team						3	1	4									
Totals				28-64	6-23	11-19	9	23	32	16	73	20	12	7	8	200	
FG % 1st Half:			14-31	45.2%	2nd half:	14-33	42.4%	Game:	28-64	43.8%	Deadball Rebound						
3FG % 1st Half:			4-10	40.0%	2nd half:	2-13	15.4%	Game:	6-23	26.1%	1,2						
FT % 1st Half:			6-10	60.0%	2nd half:	5-9	55.6%	Game:	11-19	57.9%							

Officials: Joe Lindsay, Keith Kimble, Gerald Williams

Technical fouls: Indiana-None. Arkansas-None.

Attendance: 17456

Tickets Scanned: 12,979

Score by periods	1st	2nd	Total
Indiana	35	37	72
Arkansas	38	35	73

GAME 2 Arkansas vs. UC Davis

Nov. 12, 2018 • Hardwood Showcase • Fayetteville, Ark. - Bud Walton Arena • SEC+

UC Davis 58 • 0-3

#	Player		Total		3-Ptr		Rebounds			PF	TP	A	TO	Blk	Stl	Min
			FG-FGA	FG-FGA	FT-FTA	Off	Def	Tot								
25	John, AJ	f	1-7	1-6	0-0	0	1	1	5	3	1	0	0	1	21	
44	Goode, Garrison	f	3-4	0-0	0-0	2	3	5	3	6	0	2	0	0	32	
00	Shorts II, TJ	f	5-12	0-2	4-4	3	5	8	2	14	4	7	0	0	35	
05	Schneider, Siler	f	3-9	2-6	0-0	1	1	2	5	8	4	5	0	1	30	
22	Mooney, Joe	f	2-6	2-6	4-6	0	1	1	4	10	1	4	0	0	19	
01	Squire, Damion	f	0-0	0-0	0-0	0	0	0	2	0	0	3	0	0	4	
02	Gonzalez, Stefan	f	2-10	2-9	3-4	0	6	6	3	9	1	3	0	0	27	
11	Fuller, Caleb	f	0-2	0-0	0-0	0	1	1	0	0	0	0	0	0	6	
13	Neufeld, Matt	f	2-5	0-0	2-2	2	4	6	3	6	0	0	0	0	17	
21	Russell, Colin	f	0-1	0-0	0-0	0	1	1	1	0	0	0	0	0	5	
23	Printup, Rogers	f	0-0	0-0	2-2	1	0	1	3	2	0	0	0	1	4	
Team						2	2	4	1							
Totals				18-56	7-29	15-18	11	25	36	32	58	11	24	0	3	200
FG % 1st Half: 11-28			39.3%	2nd half: 7-28	25.0%	Game: 18-56	32.1%	Deadball Rebounds								
3FG % 1st Half: 4-12			33.3%	2nd half: 3-17	17.6%	Game: 7-29	24.1%	1,2								
FT % 1st Half: 4-4			100.0%	2nd half: 11-14	78.6%	Game: 15-18	83.3%									

Arkansas 81 • 1-1

#	Player	Total		3-Ptr		Rebounds			PF	TP	A	TO	Blk	Stl	Min
		FG-FGA	FG-FGA	FT-FTA	Off Def Tot	PF	TP	A TO Blk Stl Min							
02	Adrio Bailey	f	5-8	1-2	9-11	0	4	4	2	20	2	0	0	2	26</

GAME 5 Arkansas vs. UT Arlington

Nov. 23, 2018 • Hardwood Showcase • Fayetteville, Ark. - Bud Walton Arena • SEC+

UT Arlington 60 • 3-3

#	Player		Total			3-Ptr			Rebounds			PF	TP	A TO Blk Stl				Min
			FG-FGA	FG-FGA	FT-FTA	Off	Def	Tot	PF	TP	A			TO	Blk	Stl		
13	NARCIS,JABARI	f	1-3	0-1	1-2	1	5	6	3	3	0	1	0	0	18			
00	WARREN,BRIAN	g	4-16	0-5	7-10	1	2	3	4	15	3	4	0	3	36			
02	BRYANT,DJ	g	0-2	0-2	0-0	0	0	0	5	0	0	0	0	1	18			
05	DENNIS,EDRIC	g	5-14	4-9	5-6	0	5	5	4	19	0	3	0	1	20			
10	DAVIS,RADSHAD	g	1-3	0-0	0-0	1	3	4	4	2	0	2	0	1	24			
03	NOUHI,AYOUB	g	3-4	0-1	0-0	2	2	4	2	6	0	2	0	1	15			
04	AZORE,DAVID	g	1-3	0-0	3-4	0	5	5	5	2	4	1	0	20				
21	CASTRO,PEDRO	g	0-1	0-1	1-3	0	0	0	1	1	2	0	0	1	7			
22	JACKSON-YOUNG,TIANDR	g	2-5	2-5	0-0	0	2	2	1	6	0	0	1	0	26			
23	MWAMBA,PATRICK	g	1-4	0-3	1-2	1	2	3	4	3	0	1	0	0	16			
Team						3	1	4	1		2							
Totals			18-55	6-27	18-27	9	27	36	34	60	7	19	2	8	200			
FG % 1st Half: 8-28			28.6%	2nd half: 10-27	37.0%	Game: 18-55			32.7%	Deadball Rebound 3.1								
3FG % 1st Half: 4-17			23.5%	2nd half: 2-10	20.0%	Game: 6-27			22.2%									
FT % 1st Half: 6-11			54.5%	2nd half: 12-16	75.0%	Game: 18-27			66.7%									

Arkansas 78 • 4-1

#	Player	Total		3-Ptr		Rebounds			PF	TP	A TO Blk Stl				Min
		FG-FGA	FG-FGA	FT-FTA	FT-FTA	Off	Def	Tot							
02	Adrio Bailey	f	4-6	0-0	6-8	2	3	5	2	14	1	1	2	3	24
10	Daniel Gafford	f	6-10	0-0	9-10	2	3	5	4	21	0	1	0	2	23
01	Isaiah Joe	g	3-9	2-5	2-2	1	2	3	3	10	3	1	0	1	26
05	Jalen Harris	g	3-6	0-1	8-11	0	3	3	1	14	6	1	0	0	31
13	Mason Jones	g	0-5	0-3	4-4	1	4	5	4	4	0	2	0	0	25
00	Desi Sills	g	1-3	0-2	1-3	1	0	1	1	3	2	4	0	1	15
11	K. Embery-Simpson	g	0-5	0-4	2-2	0	3	3	1	2	0	1	0	0	18
15	Jonathan Holmes	g	0-1	0-0	0-0	0	0	0	0	0	0	0	0	0	1
22	Gabe Osabuohien	g	0-1	0-0	0-2	1	1	2	5	0	2	2	1	0	13
24	Ethan Henderson	g	0-0	0-0	0-0	0	2	2	1	0	1	0	0	0	2
25	Jordan Phillips	g	0-2	0-1	2-2	0	1	1	0	2	0	0	0	0	4
35	Reggie Chaney	g	4-7	0-0	0-2	2	6	8	3	8	0	3	1	0	18
Team						4	4	8							
Totals			21-55	2-16	34-46	14	32	46	25	78	15	16	4	7	200
FG % 1st Half:		8-25	32.0%	2nd half:	13-30	43.3%	Game:	21-55	38.2%	Deadball Rebounds 4.2					
3FG % 1st Half:		1-9	11.1%	2nd half:	1-7	14.3%	Game:	2-16	12.5%						
FT % 1st Half:		14-21	66.7%	2nd half:	20-25	80.0%	Game:	34-46	73.9%						

Officials: Steven Anderson, Wil Howard, Bart Lenox
Technical fouls: UT Arlington-TEAM. Arkansas-Reggie Chaney.
Attendance: 17403
Tickets Scanned: 8,317
Fouled out: Arkansas #22, Osabuohien (6:31 2H)
UT Arlington #4, Azore (2:18 2H); #2, Bryant (1:47 2H)

Score by periods	1st	2nd	Total
UT Arlington	26	34	60
Arkansas	31	47	78

Last FG - UTA 2nd-03:58, AR 2nd-00:11.

Largest lead - UTA by 1 1st-19:36, AR by 18 2nd-04:20.

UTA led for 00:49. AR led for 38:47. Game was tied for 00:24.

Points	In Paint	Off T/O	2nd Chance	Fast Break	Bench
UTA	22	8	7	2	21
AR	32	25	14	6	15

Score tied - 0 times.

Lead changed - 1 time.

GAME 6 Arkansas vs. FIU

Dec. 1, 2018 • Fayetteville, Ark. - Bud Walton Arena • SEC+

FIU 89 • 7-2

#	Player	Total		3-Ptr		Rebounds			PF	TP	A TO Blk Stl				Min
		FG-FGA	FG-FGA	FT-FTA	FT-FTA	Off	Def	Tot							
10	ANDREWS, Devon	f	2-7	0-1	0-0	1	2	3	4	4	1	1	0	1	16
22	DIENG, Elhadji	c	1-2	0-0	0-0	2	1	3	5	2	0	3	1	0	11
03	JACOB, Trejon	g	9-18	2-6	0-1	2	6	8	0	20	2	1	0	0	36
04	BEARD, Jr., Brian	g	5-15	1-7	10-12	3	5	8	4	21	6	1	0	5	32
20	NUNEZ, JR., Willy	g	4-14	3-13	2-2	0	2	2	0	13	0	0	0	0	28
01	BANKS, Isaiah	g	4-10	0-5	3-7	5	1	6	3	11	1	1	1	0	23
02	VEIRA, Cordell	g	0-3	0-2	0-0	0	0	0	1	0	2	1	0	1	10
06	DAYE, JR., Antonio	g	5-10	0-1	5-10	1	2	3	3	15	2	4	0	0	26
15	AMETEPE, James	g	1-1	0-0	0-0	0	0	0	2	2	0	0	0	0	3
31	DOUGLAS, Michael	g	0-3	0-2	1-2	1	3	4	5	1	2	2	0	1	15
Team						5	1	6							
Totals			31-83	6-37	21-34	20	23	43	27	89	16	14	2	8	200
FG % 1st Half:		10-35	28.6%	2nd half:	21-48	43.8%	Game:	31-83	37.3%	Deadball Rebounds 5.1					
3FG % 1st Half:		3-18	16.7%	2nd half:	3-19	15.8%	Game:	6-37	16.2%						
FT % 1st Half:		12-17	70.6%	2nd half:	9-17	52.9%	Game:	21-34	61.8%						

Arkansas 121 • 5-1

#	Player	Total		3-Ptr		Rebounds			PF	TP	A TO Blk Stl				Min
		FG-FGA	FG-FGA	FT-FTA	FT-FTA	Off	Def	Tot							
02	Adrio Bailey	f	4-6	0-0	2-4	0	5	5	5	10	1	0	4	1	16
10	Daniel Gafford	f	9-12	0-0	5-8	4	8	12	4	23	0	3	4	1	23
01	Isaiah Joe	g	11-14	10-13	2-2	0	1	1	2	34	3	1	0	0	28
05	Jalen Harris	g	2-6	0-1	5-6	0	3	3	2	9	10	1	0	0	26
13	Mason Jones	g	5-8	2-4	7-9	1	9	10	3	19	3	3	0	2	25
00	Desi Sills	g	3-4	0-1	1-2	1	2	3	3	7	6	3	0	1	18
11	K. Embery-Simpson	g	3-5	1-3	0-2	0	3	3	1	7	3	2	0	3	18
15	Jonathan Holmes	g	0-1	0-1	0-0	0	0	0	0	0	0	0	0	0	3
22	Gabe Osabuohien	g	1-4	0-1	1-4	1	4	5	4	3	1	1	1	1	19
24	Ethan Henderson	g	1-1	0-0	1-2	0	1	1	0	3	0	0	0	1	4
25	Jordan Phillips	g	2-6	0-1	0-0	1	1	2	2	4	0	0	0	0	9
35	Reggie Chaney	g	1-2	0-0	0-0	0	0	0	2	2	0	0	2	1	10
Team						2	3	5							
Totals			42-69	13-25	24-39	10	40	50	28	121	27	14	11	11	200
FG % 1st Half:		21-38	55.3%	2nd half:	21-31	67.7%	Game:	42-69	60.9%	Deadball Rebounds 8					
3FG % 1st Half:		7-15	46.7%	2nd half:	6-10	60.0%	Game:	13-25	52.0%						
FT % 1st Half:		9-14	64.3%	2nd half:	15-25	60.0%	Game:	24-39	61.5%						

Officials: Pat Adams, Wil Howard, K.B. Burdett Jr.
Technical fouls: FIU-None. Arkansas-None.
Attendance: 13763
Tickets Scanned: 8,920
Fouled out: FIU #22, Dieng (9:49 2H); #31, Douglas (7:19 2H)
Arkansas #02, Bailey (5:25 2H)

Score by periods	1st	2nd	Total
FIU	35	54	89
Arkansas	58	63	121

Last FG - FIU 2nd-00:02, AR 2nd-00:18.

Largest lead - FIU None, AR by 35 2nd-00:18.

FIU led for 00:00. AR led for 39:52. Game was tied for 00:08.

Points	In Paint	Off T/O	2nd Chance	Fast Break	Bench
FIU	50	21	21	23	29
AR	52	15	12	18	26

Score tied - 0 times.

Lead changed - 0 times.

GAME 7 Arkansas at Colorado State

Dec. 5, 2018 • Fort Collins, Colo. - Moby Arena • CBS Sports Network

Arkansas 98 • 6-1

#	Player	Total		3-Ptr		Rebounds			PF	TP	A TO Blk Stl				Min
		FG-FGA	FG-FGA	FT-FTA	FT-FTA	Off	Def	Tot							
02	Adrio Bailey	f	5-7	0-0	0-2	2	6	8	1	10	3	2	2	1	28
10	Daniel Gafford	f	5-12	0-0	2-4	3	6	9	2	12	3	1	3	1	22
01	Isaiah Joe	g	5-12	4-9	0-0	1	1	2	3	14	1	1	0	0	23
05	Jalen Harris	g	4-8	0-2	0-0	1	4	5	2	8	12	2	0	4	32
13	Mason Jones	g	5-10	4-8	2-2	0	4	4	2	16	4	0	0	1	29

GAME 9 Arkansas vs. UTSA

Dec. 15, 2018 • North Little Rock, Ark. - Verizon Arena

UTSA 67 • 3-7

#	Player	Total		3-Ptr		Rebounds			PF	TP	A	TO	Blk	Stl	Min
		FG-FGA	FG-FGA	FT-FTA	FT-FTA	Off	Def	Tot							
03	FROHNEN, Byron	f	2-5	0-0	0-0	6	6	12	2	4	1	1	1	2	30
25	ALLEN, Nick	f	2-5	1-2	0-0	1	3	4	5	5	0	1	0	0	22
02	JACKSON, Jhivvan	g	6-19	3-11	5-10	1	1	2	5	20	2	2	0	2	32
05	DE NICOLAO, Giovanni	g	3-9	0-2	2-2	0	3	3	5	8	2	3	0	2	34
22	WALLACE, Keaton	g	6-18	4-12	2-2	0	0	0	4	18	2	3	1	1	35
04	BYNUM, Tamir		0-0	0-0	0-0	0	0	0	0	0	0	0	0	0	0+
11	IYAYE, Adokiye		1-3	0-2	1-2	0	1	1	3	3	1	0	0	0	19
15	RODRIGUEZ, Adrian		1-2	0-0	2-2	2	0	2	4	4	0	1	0	0	8
23	BIOR, Atem		0-0	0-0	5-6	0	3	3	1	5	0	1	1	0	20
Team						4	5	9							
Totals			21-61	8-29	17-24	14	22	36	29	67	8	12	3	7	200
FG % 1st Half:		10-27	37.0%	2nd half:	11-34	32.4%	Game:	21-61	34.4%	Deadball Rebounds 3.1					
3FG % 1st Half:		3-11	27.3%	2nd half:	5-18	27.8%	Game:	8-29	27.6%						
FT % 1st Half:		5-9	55.6%	2nd half:	12-15	80.0%	Game:	17-24	70.8%						

Arkansas 79 • 7-2

#	Player	Total		3-Ptr		Rebounds			PF	TP	A	TO	Blk	Stl	Min
		FG-FGA	FG-FGA	FT-FTA	FT-FTA	Off	Def	Tot							
02	Adrio Bailey	f	1-5	0-0	0-0	0	3	3	4	2	0	2	2	0	13
10	Daniel Gafford	f	4-6	0-0	5-8	2	12	14	0	13	0	4	2	1	29
01	Isaiah Joe	g	5-9	5-6	6-6	1	0	1	2	21	0	3	0	1	30
05	Jalen Harris	g	2-9	0-3	7-8	0	2	2	2	11	10	0	0	0	34
13	Mason Jones	g	2-7	0-2	2-2	0	4	4	5	6	3	3	0	0	27
00	Desi Sills		2-4	1-2	4-4	0	1	1	1	9	0	1	0	1	18
11	K. Embery-Simpson		0-2	0-2	2-4	0	0	0	2	2	0	1	1	0	11
22	Gabe Osabuohien		2-6	0-1	0-0	4	0	4	2	4	0	1	0	0	10
35	Reggie Chaney		5-7	0-0	1-2	1	4	5	2	11	4	0	3	4	28
Team						3	2	5							
Totals			23-55	6-16	27-34	11	28	39	20	79	17	15	8	7	200
FG % 1st Half:		11-31	35.5%	2nd half:	12-24	50.0%	Game:	23-55	41.8%	Deadball Rebounds 5.2					
3FG % 1st Half:		5-9	55.6%	2nd half:	1-7	14.3%	Game:	6-16	37.5%						
FT % 1st Half:		8-10	80.0%	2nd half:	19-24	79.2%	Game:	27-34	79.4%						

Officials: Brian Shey, Peter Juzenas, R.B. Clyburn

Technical fouls: UTSA-None. Arkansas-None.

Attendance: 13,728

Tickets Scanned: 12,462

Fouled out: UTSA #25, Allen (2:42.2H); #2, Jackson (0:43.9.2H)

#5, Giovanni (0:29.1.2H)

Arkansas #13, Jones (0:43.9.2H)

Score by periods	1st	2nd	Total
UTSA	28	39	67
Arkansas	35	44	79

	Points	In Paint	Off T/O	2nd Chance	Fast Break	Bench
UTSA	24	16	9	5	12	18
AR	30	17	11	15	26	26

Last FG - UTSA 2nd-00:04, AR 2nd-00:12.

Largest lead - UTSA by 5 1st-15:45, AR by 12 2nd-00:12.

UTSA led for 14:11. AR led for 23:33. Game was tied for 02:16.

Score tied - 4 times.

Lead changed - 6 times.

GAME 10 Arkansas vs. Georgia Tech

Dec. 19, 2018 • Fayetteville, Ark. - Bud Walton Arena • SEC Network

Georgia Tech 69 • 6-4

#	Player	Total		3-Ptr		Rebounds			PF	TP	A	TO	Blk	Stl	Min
		FG-FGA	FG-FGA	FT-FTA	FT-FTA	Off	Def	Tot							
05	WRIGHT, MOSES	f	1-6	0-1	2-4	1	3	4	0	4	1	0	1	0	17
12	MOORE, KHALID	f	3-7	0-1	4-6	0	3	3	2	10	3	1	0	0	34
01	BANKS III, JAMES	c	5-7	0-0	4-4	8	6	14	3	14	3	4	5	1	34
00	DEVOE, MICHAEL	g	3-10	1-4	4-5	1	2	3	1	11	2	2	0	2	33
10	ALVARADO, JOSE	g	9-15	2-5	0-1	0	9	9	1	20	1	4	0	2	40
04	ALSTON, BRANDON		1-2	0-1	0-0	0	0	0	3	2	1	4	0	0	17
13	HAYWOOD II, CURTIS		2-6	2-5	0-0	1	1	2	5	6	3	3	0	2	19
34	GUEYE, ABDOULAYE		1-2	0-0	0-0	1	1	2	1	2	0	0	0	1	6
Team						3	3	6							
Totals			25-55	5-17	14-20	15	28	43	16	69	14	20	6	8	200
FG % 1st Half:		13-31	41.9%	2nd half:	12-24	50.0%	Game:	25-55	45.5%	Deadball Rebounds 1					
3FG % 1st Half:		1-8	12.5%	2nd half:	4-9	44.4%	Game:	5-17	29.4%						
FT % 1st Half:		4-7	57.1%	2nd half:	10-13	76.9%	Game:	14-20	70.0%						

Arkansas 65 • 7-3

#	Player	Total		3-Ptr		Rebounds			PF	TP	A	TO	Blk	Stl	Min
		FG-FGA	FG-FGA	FT-FTA	FT-FTA	Off	Def	Tot							
02	Adrio Bailey	f	0-4	0-0	0-0	2	0	2	1	0	0	1	0	1	11
10	Daniel Gafford	f	6-9	0-0	2-4	3	5	8	5	14	3	3	3	1	32
01	Isaiah Joe	g	5-17	3-12	0-0	1	2	3	0	13	3	2	0	0	31
05	Jalen Harris	g	3-7	0-3	1-1	0	3	3	4	7	4	2	0	1	31
13	Mason Jones	g	5-15	5-13	2-2	3	3	6	1	17	5	2	0	2	35
00	Desi Sills		2-3	2-2	0-0	1	1	2	1	6	0	3	0	0	11
11	K. Embery-Simpson		0-2	0-2	0-0	0	0	0	1	0	0	2	0	0	12
22	Gabe Osabuohien		0-0	0-0	2-2	1	1	2	2	2	0	0	0	0	10
35	Reggie Chaney		3-6	0-0	0-0	1	3	4	2	6	1	1	3	1	27
Team						1	0	1							
Totals			24-63	10-32	7-9	13	18	31	17	65	16	16	6	7	200
FG % 1st Half:		11-25	44.0%	2nd half:	13-38	34.2%	Game:	24-63	38.1%	Deadball Rebounds 0.2					
3FG % 1st Half:		6-17	35.3%	2nd half:	4-15	26.7%	Game:	10-32	31.3%						
FT % 1st Half:		4-6	66.7%	2nd half:	3-3	100.0%	Game:	7-9	77.8%						

Officials: Tony Greene, Bart Lenox, Steven Anderson

Technical fouls: Georgia Tech-None. Arkansas-None.

Attendance: 14,368

Tickets scanned: 8,132

Fouled Out Georgia Tech: #13, Haywood (0:39.9.2H)

Fouled Out Arkansas: #10, Gafford (0:36.9.2H)

Score by periods	1st	2nd	Total
Georgia Tech	31	38	69
Arkansas	32	33	65

	Points	In Paint	Off T/O	2nd Chance	Fast Break	Bench
Georgia Tech	30	13	15	11	10	14
AR	26	23	3	11	14	14

Last FG - GT 2nd-01:30, AR 2nd-00:05.

Largest lead - GT by 11 1st-14:37, AR by 5 2nd-13:29.

GT led for 23:38. AR led for 11:45. Game was tied for 04:37.

Score tied - 5 times.

Lead changed - 11 times.

GAME 11 Arkansas vs. Texas State

Dec. 22, 2018 • Fayetteville, Ark. - Bud Walton Arena • SEC Network

Texas State 70 • 10-2

#	Player		Total		3-Ptr		Rebounds			PF	TP	A	TO	Blk	Stl	Min
			FG-FTA	FG-FGA	FT-FTA	Off	Def	Tot								
23	Peacock, Alex	f	1-9	1-4	0-0	1	7	8	1	3	2	1	0	3	23	
45	Terry, Eric	f	0-1	0-0	0-0	1	1	2	4	0	1	2	0	0	9	
02	Nottingham, Tre	g	6-15	6-13	0-1	1	2	3	4	18	1	5	0	2	36	
22	Pearson, Nijal	g	6-17	4-8	0-0	1	5	6	4	16	1	1	0	0	36	
35	Shead, Jaylen	g	4-5	1-1	5-8	2	4	6	3	14	4	2	0	0	26	
00	Gurley, Isaiah		0-0	0-0	0-0	0	0	0	1	0	0	1	0	0	4	
03	Davis, Chandler		0-2	0-0	0-0	1	1	2	1	0	0	0	0	0	6	
04	Adams, Shelby		0-0	0-0	0-2	0	0	0	1	0	0	0	0	0	7	
12	Harrell, Mason		2-3	0-0	1-2	2	0	2	2	5	2	2	0	1	14	
14	Scott, Quentin		4-4	0-0	0-6	1	0	1	5	8	0	1	0	0	13	
25	Sule, Alonzo		2-4	0-0	2-2	5	3	8	3	6	0	1	0	1	26	
	Team					2	2	4								
Totals				25-60	12-26	8-21	17	25	42	29	70	11	16	0	7	200
FG % 1st Half: 9-28			32.1%	2nd half: 16-32	50.0%	Game: 25-60			41.7%	Deadball Rebound 5						
3FG % 1st Half: 5-11			45.5%	2nd half: 7-15	46.7%	Game: 12-26			46.2%							
FT % 1st Half: 4-9			44.4%	2nd half: 4-12	33.3%	Game: 8-21			38.1%							

GAME 13 Arkansas at Texas A&M

Jan. 5, 2019 • College Station, Texas - Reed Arena • SEC Network

Arkansas 73 • 10-3, 1-0 SEC

#	Player	Total		3-Ptr		Rebounds			PF	TP	A TO Blk			Stl	Min
		FG-FGA	FT-FTA	FG-FGA	FT-FTA	Off	Def	Tot			A	TO	Blk		
01	Isaiah Joe	* 3-8	3-7	2-4	0 2 2	2	11	1	1	0	1	27			
02	Adrio Bailey	* 2-7	0-0	1-3	2 3 5	1	5	0	0	0	0	25			
05	Jalen Harris	* 4-9	1-3	6-11	0 3 3	2	15	9	0	0	0	36			
10	Daniel Gafford	* 5-11	0-0	1-2	6 5 11	4	11	1	1	1	0	25			
13	Mason Jones	* 3-11	3-11	0-0	0 5 5	3	9	3	1	0	0	24			
00	Desi Sills	5-9	3-6	1-2	1 0 1	3	14	1	3	0	0	18			
11	K. Embery-Simpson	0-4	0-3	0-0	0 2 2	0	0	0	1	0	1	14			
22	Gabe Osabuohien	3-6	0-2	0-0	3 4 7	4	6	1	1	1	1	18			
25	Jordan Phillips	0-1	0-1	0-0	0 0 0	0	0	0	0	0	0	2			
35	Reggie Chaney	1-4	0-0	0-0	0 3 3	3	2	0	0	1	0	11			
Team					5 3 8										
Totals		26-70	10-33	11-22	17 30 47	22	73	16	8	3	3	200			
FG % 1st Half:		13-36	36.1%	2nd half:	13-34	38.2%	Game:	26-70	37.1%			Deadball			
3FG % 1st Half:		5-14	35.7%	2nd half:	5-19	26.3%	Game:	10-33	30.3%			Rebounds			
FT % 1st Half:		1-4	25.0%	2nd half:	10-18	55.6%	Game:	11-22	50.0%			7			

Texas A&M 71 • 6-6, 0-1 SEC

#	Player	Total		3-Ptr		Rebounds			PF	TP	A TO Blk			Stl	Min
		FG-FGA	FT-FTA	FG-FGA	FT-FTA	Off	Def	Tot			A	TO	Blk		
01	Flagg, Savion	* 8-11	1-2	3-7	4 11 15	5	20	2	1	1	0	36			
02	Starks, TJ	* 8-18	2-7	5-8	0 2 2	4	23	5	3	0	1	33			
11	Mitchell, Wendell	* 2-11	0-7	3-4	1 1 2	4	7	2	1	0	0	33			
13	Mahan, Brandon	* 2-5	0-5	0-0	3 3 3	3	6	1	0	0	0	24			
21	Mekowulu, Christian	* 1-3	0-0	0-0	2 5 7	4	2	0	0	2	0	20			
00	Chandler, Jay Jay	2-7	0-2	2-2	1 0 1	0	6	2	0	0	1	19			
12	Collins, Chris	0-0	0-0	0-0	0 0 0	0	0	0	0	0	0	4			
24	Walker, John	1-3	0-1	1-2	2 2 4	1	3	2	2	0	0	13			
32	Nebo, Josh	1-3	0-0	2-2	1 5 6	1	4	0	1	3	0	18			
Team					0 2 2										
Totals		25-61	5-24	16-25	11 31 42	22	71	14	8	6	2	200			
FG % 1st Half:		12-28	42.9%	2nd half:	13-33	39.4%	Game:	25-61	41.0%			Deadball			
3FG % 1st Half:		1-9	11.1%	2nd half:	4-15	26.7%	Game:	5-24	20.8%			Rebounds			
FT % 1st Half:		6-9	66.7%	2nd half:	10-16	62.5%	Game:	16-25	64.0%			4			

Officials: Bart Lenox, Vladimir Voyard-Tadal, Josue Nieves
Technical fouls: Arkansas-None. Texas A&M-None.
Attendance: 10049

Score by periods	1st	2nd	Total
Arkansas	32	41	73
Texas A&M	31	40	71

Last FG - AR 2nd-01:34, TAMU 2nd-00:02.
Largest lead - AR by 8 1st-14:09, TAMU by 3 1st-03:31.
AR led for 23:19. TAMU led for 07:00. Game was tied for 09:41.

	In	Off	2nd	Fast	Bench
Points	Paint	T/O	Chance	Break	
AR	26	10	18	5	22
TAMU	38	6	16	8	13

Score tied - 11 times.
Lead changed - 16 times.

GAME 14 Arkansas vs. Florida

Jan. 9, 2019 • Fayetteville, Ark. - Bud Walton Arena • SEC Network

Florida 57 • 9-5, 1-1 SEC

#	Player	Total		3-Ptr		Rebounds			PF	TP	A TO Blk			Stl	Min
		FG-FGA	FT-FTA	FG-FGA	FT-FTA	Off	Def	Tot			A	TO	Blk		
11	HAYES, KEVARRIUS	c 1-3	0-0	2-2	1 1 2	4	4	0	0	0	2	17			
02	NEMBHARD, ANDREW	g 2-6	1-2	1-2	0 5 5	2	6	4	1	0	0	31			
03	HUDSON, JALEN	g 4-15	1-5	0-2	1 5 6	3	9	0	1	0	0	23			
05	ALLEN, KEVAUGHN	g 3-11	1-9	11-12	0 5 5	3	18	1	2	0	0	33			
10	LOCKE, NOAH	g 4-8	2-5	0-0	2 3 5	4	10	1	1	0	1	25			
00	OKAURI, MIKE	1-4	1-3	0-0	0 2 2	0	3	0	0	0	0	13			
11	JOHNSON, KEYONTAE	0-2	0-0	0-0	0 3 3	2	0	1	0	0	0	12			
21	BASSETT, DONTAY	3-5	0-0	1-1	3 2 5	3	7	1	1	1	0	23			
24	BALLARD, DEAUDRAE	0-2	0-1	0-0	0 0 0	1	0	0	1	0	0	10			
25	STONE, KEITH	0-2	0-1	0-0	1 1 2	3	0	1	3	1	1	13			
Team					2 2 4										
Totals		18-58	6-26	15-19	10 29 39	25	57	9	12	2	4	200			
FG % 1st Half:		10-32	31.3%	2nd half:	8-26	30.8%	Game:	18-58	31.0%			Deadball			
3FG % 1st Half:		3-16	18.8%	2nd half:	3-10	30.0%	Game:	6-26	23.1%			Rebounds			
FT % 1st Half:		10-12	83.3%	2nd half:	5-7	71.4%	Game:	15-19	78.9%			1.1			

Arkansas 51 • 10-4, 1-1 SEC

#	Player	Total		3-Ptr		Rebounds			PF	TP	A TO Blk			Stl	Min
		FG-FGA	FT-FTA	FG-FGA	FT-FTA	Off	Def	Tot			A	TO	Blk		
02	Adrio Bailey	f 2-8	0-0	0-0	1 4 5	3	4	0	0	1	2	21			
10	Daniel Gafford	f 3-4	0-0	3-6	2 10 12	4	9	1	0	0	1	27			
01	Isaiah Joe	2-10	2-9	0-1	0 3 3	2	6	3	3	1	1	35			
03	Jalen Harris	g 1-5	0-3	0-2	0 1 1	2	2	3	3	0	0	35			
13	Mason Jones	g 7-13	4-9	12-13	0 2 2	0	30	3	4	1	0	34			
00	Desi Sills	0-3	0-2	0-0	0 0 0	3	0	0	2	0	0	18			
11	K. Embery-Simpson	0-4	0-2	0-0	1 2 3	0	0	0	0	0	1	11			
22	Gabe Osabuohien	0-1	0-1	0-4	3 5 8	5	0	0	2	1	0	14			
35	Reggie Chaney	0-2	0-0	0-0	0 1 1	1	0	0	1	1	0	5			
Team					3 4 7										
Totals		15-50	6-26	15-26	10 32 42	20	51	10	16	5	5	200			
FG % 1st Half:		7-25	28.0%	2nd half:	8-25	32.0%	Game:	15-50	30.0%			Deadball			
3FG % 1st Half:		2-14	14.3%	2nd half:	4-12	33.3%	Game:	6-26	23.1%			Rebounds			
FT % 1st Half:		6-10	60.0%	2nd half:	9-16	56.3%	Game:	15-26	57.7%			6.1			

Officials: Joe Lindsey, Mike Nance, Patrick Evans
Technical fouls: Florida-None. Arkansas-None.
Attendance: 17160
Tickets Scanned: 9,950
Fouled Out: Arkansas, #22, Osabuohien (6:57 2H)

Score by periods	1st	2nd	Total
Florida	33	24	57
Arkansas	22	29	51

Last FG - UF 2nd-02:35, AR 2nd-02:13.
Largest lead - UF by 16 2nd-09:13, AR by 4 1st-18:06.
UF led for 32:48. AR led for 04:04. Game was tied for 03:08.

	In	Off	2nd	Fast	Bench
Points	Paint	T/O	Chance	Break	
UF	18	12	5	2	10
AR	18	12	2	2	0

Score tied - 1 time.
Lead changed - 1 time.

GAME 15 Arkansas vs. LSU

Jan. 12, 2019 • Fayetteville, Ark. - Bud Walton Arena • SEC Network

LSU 94 • 12-3, 2-0 SEC

#	Player		Total		3-Ptr		Rebounds			PF	TP	A			To	Blk	Stl	Min
			FG-FGA	FT-FTA	FG-FGA	FT-FTA	Off	Def	Tot			A	To	Blk				
00	REID, Naz	f	10-12	4-4	3-4	2	5	7	4	27	2	2	0	0	0	0	26	
11	BIGBY-WILLIAMS, K.	f	0-2	0-0	0-1	0	0	0	5	0	0	0	0	1	0	18		
03	WATERS, Tremont	g	6-15	1-6	4-4	0	2	2	3	17	11	7	0	0	3	42		
04	MAYS, Skylar	g	5-13	2-6	3-4	0	4	4	1	15	1	2	0	2	0	41		
14	TAYLOR, Marlon	g	7-8	1-2	6-6	4	3	7	3	21	1	1	0	1	0	37		
01	SMART, Ja'vonte		2-7	2-4	2-2	0	2	2	5	8	0	4	0	0	0	23		
22	DAYS, Darius		0-4	0-3	0-0	1	1	2	3	0	0	1	1	1	1	12		
24	WILLIAMS, Emmitt		3-3	0-0	0-1	4	6	10	4	6	0	2	1	0	0	26		
Team						1	1	2										
Totals			33-64	10-25	18-22	12	24	36	28	94	15	19	3	7			225	
FG % 1st Half: 18-30			60.0%	2nd half: 11-29	37.9%	OT: 4-5	80.0%	Game: 33-64	51.6%	Deadball								
3FG % 1st Half: 6-12			50.0%	2nd half: 2-11	18.2%	OT: 2-2	100.0%	Game: 10-25	40.0%	Rebound								
FT % 1st Half: 8-9			88.9%	2nd half: 7-10	70.0%	OT: 3-3	100.0%	Game: 18-22	81.8%	1.1								

GAME 17 Arkansas at #18 Ole Miss

Jan. 19, 2019 • Oxford, Miss. - The Pavilion • SEC Network

Arkansas 67 • 10-7, 1-4 SEC

#	Player	Total		3-Ptr		Rebounds			PF	TP	A TO Blk			Stl	Min
		FG-FGA	FT-FGA	FT-FTA	Off	Def	Tot								
10	Daniel Gafford	f 2-6	0-0	5-6	0	10	10	2	9	1	5	2	1	31	
35	Reggie Chaney	f 2-3	0-0	0-0	1	0	1	2	4	0	0	0	0	12	
01	Isaiah Joe	g 4-11	3-9	0-0	2	3	5	0	11	1	0	0	0	33	
05	Jalen Harris	g 1-4	1-3	0-0	1	5	6	1	3	7	4	0	1	30	
13	Mason Jones	g 1-10	0-6	3-4	1	1	2	2	5	2	1	1	2	31	
00	Desi Sills	g 0-0	0-0	2-2	0	0	0	1	2	0	3	0	0	7	
02	Adrio Bailey	g 2-4	0-0	0-0	1	1	2	2	4	2	0	0	0	10	
11	K. Embery-Simpson	g 5-8	2-5	4-5	1	0	1	1	16	0	0	0	1	20	
22	Gabe Osabuohien	g 5-9	0-0	3-4	2	1	3	4	13	1	4	0	1	26	
Team					1	0	1								
Totals		22-55	6-23	17-21	10	21	31	15	67	14	17	3	6	200	
FG % 1st Half:		11-25	44.0%	2nd half:	11-30	36.7%	Game:	22-55	40.0%	Deadball Rebounds					
3FG % 1st Half:		3-9	33.3%	2nd half:	3-14	21.4%	Game:	6-23	26.1%						
FT % 1st Half:		10-13	76.9%	2nd half:	7-8	87.5%	Game:	17-21	81.0%						

Ole Miss 84 • 14-3, 4-1 SEC

#	Player	Total		3-Ptr		Rebounds			PF	TP	A TO Blk			Stl	Min
		FG-FGA	FT-FGA	FT-FTA	Off	Def	Tot								
00	Hinson,Blake	f 1-5	0-3	1-2	0	4	4	3	3	1	3	0	0	19	
13	Olejniczak, Dominik	c 5-7	0-0	3-3	1	4	5	2	13	1	1	2	0	22	
03	Davis,Terence	g 6-11	2-5	4-5	2	7	9	4	18	7	3	0	5	32	
04	Tyree,Breein	g 7-15	2-7	6-6	2	2	4	1	22	2	2	1	3	36	
20	Davis, D.C.	g 3-5	0-1	1-1	1	1	2	7	4	0	0	0	1	27	
01	Naylor,Zach	g 0-0	0-0	0-0	0	1	1	0	0	0	0	0	0	2	
02	Shuler,Devontae	g 1-6	1-3	0-0	0	2	2	1	3	3	3	0	2	25	
12	Stevens, Bruce	g 6-7	2-3	0-0	3	4	7	2	14	1	0	0	1	18	
14	Buffen, KJ	g 2-8	0-0	0-0	2	2	4	3	4	0	1	0	1	19	
Team					2	0	2								
Totals		31-64	7-22	15-17	13	27	40	18	84	19	13	3	13	200	
FG % 1st Half:		18-35	51.4%	2nd half:	13-29	44.8%	Game:	31-64	48.4%	Deadball Rebounds					
3FG % 1st Half:		3-11	27.3%	2nd half:	4-11	36.4%	Game:	7-22	31.8%						
FT % 1st Half:		7-8	87.5%	2nd half:	8-9	88.9%	Game:	15-17	88.2%						

Officials: Doug Shows, Tony Greene, R.B. Clyburn

Technical fouls: Arkansas-None. Ole Miss-None.

Attendance: 9500

Score by periods	1st	2nd	Total
Arkansas	35	32	67
Ole Miss	46	38	84

	Points	In Paint	Off T/O	2nd Chance	Fast Break	Bench
AR	28	18	15	0	35	
OM	44	22	17	9	21	

Last FG - AR 2nd-00:07, OM 2nd-00:16.
Largest lead - AR None, OM by 19 2nd-02:00.
AR led for 00:00, OM led for 39:20. Game was tied for 00:40.

Score tied - 0 times.
Lead changed - 0 times.

GAME 19 Arkansas at #13 Texas Tech

Jan. 23, 2019 • Lubbock, Texas - United Supermarkets Arena • ESPN2

Arkansas 64 • 11-8

#	Player	Total		3-Ptr		Rebounds			PF	TP	A TO Blk			Stl	Min
		FG-FGA	FT-FGA	FT-FTA	Off	Def	Tot								
01	Isaiah Joe	* 1-6	0-5	3-3	0	0	0	2	5	1	1	0	2	29	
02	Adrio Bailey	* 3-4	0-0	2-4	0	2	2	0	8	1	1	0	2	24	
05	Jalen Harris	* 4-12	1-3	2-2	0	1	1	2	11	2	3	1	3	34	
10	Daniel Gafford	* 7-7	0-0	2-5	2	3	5	3	16	0	2	1	0	26	
13	Mason Jones	* 3-8	2-6	3-4	0	3	3	5	11	1	0	0	1	27	
00	Desi Sills	g 0-1	0-1	1-2	0	2	2	1	1	0	2	0	0	8	
11	K. Embery-Simpson	g 1-5	0-3	3-4	0	1	1	3	5	1	1	0	2	26	
22	Gabe Osabuohien	g 1-3	1-1	0-0	1	1	2	1	3	0	3	0	0	14	
35	Reggie Chaney	g 1-2	0-0	2-2	2	1	3	3	4	0	2	0	0	12	
Team					4	4	8								
Totals		21-48	4-19	18-26	9	18	27	20	64	6	17	2	10	200	
FG % 1st Half:		11-27	40.7%	2nd half:	10-21	47.6%	Game:	21-48	43.8%	Deadball Rebounds					
3FG % 1st Half:		3-10	30.0%	2nd half:	1-9	11.1%	Game:	4-19	21.1%						
FT % 1st Half:		8-9	88.9%	2nd half:	10-17	58.8%	Game:	18-26	69.2%						

Texas Tech 67 • 16-4

#	Player	Total		3-Ptr		Rebounds			PF	TP	A TO Blk			Stl	Min
		FG-FGA	FT-FGA	FT-FTA	Off	Def	Tot								
11	Owens,Tariq	* 1-1	0-0	0-0	1	2	3	5	2	2	1	3	0	21	
13	Mooney,Matt	* 4-8	1-2	3-4	2	1	3	0	12	2	5	0	0	29	
23	Culver,Jarrett	* 5-12	4-5	1-4	0	3	3	3	15	4	4	0	3	36	
25	Moretti,David	* 6-9	3-6	6-7	1	1	2	4	21	2	1	0	1	32	
32	Odiase,Norense	* 1-1	0-0	0-0	1	6	7	4	2	1	4	1	0	23	
00	Edwards,Kyler	g 2-5	0-1	3-4	0	2	2	1	7	1	2	0	1	16	
01	Francis,Brandone	g 2-5	1-3	0-0	0	2	2	2	5	1	1	0	0	29	
03	Corprew,Deshawn	g 1-2	1-2	0-0	0	2	2	2	3	1	0	0	0	13	
24	Benson,Avery	g 0-0	0-0	0-0	0	0	0	0	0	0	0	0	0	1	
Team					1	0	1								
Totals		22-43	10-19	13-19	6	19	25	21	67	14	21	4	5	200	
FG % 1st Half:		11-20	55.0%	2nd half:	11-23	47.8%	Game:	22-43	51.2%	Deadball Rebounds					
3FG % 1st Half:		5-10	50.0%	2nd half:	5-9	55.6%	Game:	10-19	52.6%						
FT % 1st Half:		3-6	50.0%	2nd half:	10-13	76.9%	Game:	13-19	68.4%						

Officials: Ray Natili, Darron George, Marques Pettigrew

Technical fouls: Arkansas-None. Texas Tech-None.

Attendance: 14290

Score by periods	1st	2nd	Total
Arkansas	33	31	64
Texas Tech	30	37	67

	Points	In Paint	Off T/O	2nd Chance	Fast Break	Bench
AR	28	25	11	4	13	
TTU	16	26	2	2	15	

Last FG - AR 2nd-00:01, TTU 2nd-07:41.
Largest lead - AR by 3 1st-00:01, TTU by 12 2nd-08:28.
AR led for 01:37, TTU led for 35:54. Game was tied for 02:29.

Score tied - 5 times.
Lead changed - 6 times.

GAME 18 Arkansas vs. Missouri

Jan. 23, 2019 • Fayetteville, Ark. - Bud Walton Arena • SEC Network

Missouri 60 • 10-7, 1-4 SEC

#	Player	Total		3-Ptr	Rebounds			PF	TP	A			Stl	Min	
		FG-FTA	FG-FGA	FT-FTA	Off	Def	Tot			To	Bk				
23	TILMON, Jeremiah	f	4-5	0-0	1-3	2	3	5	5	9	2	4	0	0	27
24	PURYEAR, Kevin	f	2-8	1-5	2-2	1	3	4	1	7	0	1	0	0	26
04	PICKETT, Javon		0-1	0-1	0-0	0	0	0	1	0	0	2	0	0	10
13	SMITH, Mark	g	8-14	6-11	0-0	0	7	7	2	22	0	2	0	1	37
06	GEIST, Jordan	g	2-6	1-4	2-3	1	5	6	1	7	4	5	0	0	35
15	WATSON, Torrence		0-0	0-0	2-2	0	0	0	2	2	0	2	0	0	8
01	PINSON, Xavier		2-4	1-2	3-4	0	2	2	1	8	2	4	0	0	21
02	SANTOS, K.J.		0-1	0-0	0-1	0	4	4	2	0	0	1	0	0	20
03	SUGGS, Ronnie		1-3	1-2	2-2	0	1	1	2	5	0	2	0	0	12
14	NIKKO, Reed		0-0	0-0	0-0	0	0	0	4	0	1	0	0	1	4
Team						0	1	1				1			
Totals			19-42	10-25	12-17	4	26	30	21	60	9	24	0	2	200
FG % 1st Half: 12-27		44.4%	2nd half: 7-15	46.7%	Game: 19-42		45.2%	Deadball Rebounds							
3FG % 1st Half: 5-15		33.3%	2nd half: 5-10	50.0%	Game: 10-25		40.0%								
FT % 1st Half: 5-6		83.3%	2nd half: 7-11	63.6%	Game: 12-17		70.6%								

GAME 21 Arkansas at #19 LSU

Feb. 2, 2019 • Baton Rouge, La. - Pete Maravich Assembly Center • SEC Network

Arkansas 90 • 13-8 (4-4)

#	Player	Total		3-Ptr	Rebounds					PF	TP	A TO Blk Stl				Min
		FG-GA	FG-GA	FT-FTA	Off	Def	Tot	A	TO			Blk	Stl			
02	Adrio Bailey	f	1-4	1-1	2-2	0	1	1	4	5	0	2	0	2	22	
10	Daniel Gafford	f	11-15	0-0	1-2	4	4	8	5	23	0	4	2	2	32	
01	Isaiah Joe	g	6-13	4-8	2-3	0	3	3	2	18	2	1	0	1	34	
05	Jalen Harris	g	5-7	1-3	0-0	0	1	1	5	11	5	2	0	1	24	
13	Mason Jones	g	3-8	2-5	2-4	0	1	1	1	10	5	1	0	1	32	
00	Desi Sills		0-0	0-0	0-0	0	1	1	2	0	1	2	0	0	8	
11	K. Embery-Simpson		6-9	4-6	0-0	0	2	2	1	16	0	2	0	0	22	
22	Gabe Osabuohien		1-2	1-1	0-0	0	3	3	5	3	6	1	0	1	16	
35	Reggie Chaney		2-2	0-0	0-0	0	0	0	4	4	1	1	1	0	10	
	Team					0	0	0								
Totals			35-60	13-24	7-11	4	16	20	29	90	20	18	3	8	200	
FG % 1st Half: 19-30		63.3%	2nd half: 16-30	53.3%	Game: 35-60	58.3%		Deadball Rebounds 0								
3FG % 1st Half: 6-11		54.5%	2nd half: 7-13	53.8%	Game: 13-24	54.2%										
FT % 1st Half: 1-1		100.0%	2nd half: 6-10	60.0%	Game: 7-11	63.6%										

LSU 89 • 17-4 (7-1)

#	Player		Total		3-Ptr	Rebounds				PF	TP	A TO Blk Stl				Min
			FG-FGA	FG-FGA	FT-FTA	Off	Def	Tot	A			TO	Blk	Stl		
00	REID, Naz	f	5-9	1-3	8-9	2	8	10	4	19	2	5	0	1	33	
11	BIGBY-WILLIAMS, K.	f	4-5	0-0	2-4	4	0	4	1	10	1	1	0	0	17	
03	WATERS, Tremont	g	3-12	1-6	5-6	0	8	8	1	12	6	5	0	2	34	
04	MAYS, Skylar	g	5-12	2-7	5-5	0	2	2	3	17	1	4	1	3	37	
14	TAYLOR, Marlon	g	2-3	0-0	2-2	2	1	3	4	6	0	2	2	0	18	
01	SMART, Ja'vonte		5-12	1-5	7-8	1	2	3	2	18	1	1	0	2	31	
22	DAYS, Darius		0-4	0-3	0-0	4	3	7	0	3	0	1	0	0	13	
24	WILLIAMS, Emmitt		2-2	0-0	3-4	4	0	4	0	7	0	2	0	0	17	
Team						2	1	3								
Totals				26-59	5-24	32-38	19	25	44	18	89	11	21	3	8	200
FG % 1st Half: 13-27			48.1%	2nd half: 13-32	40.6%	Game: 26-59		44.1%								Deadball Rebounds 4
3FG % 1st Half: 3-13			23.1%	2nd half: 2-11	18.2%	Game: 5-24		20.8%								
FT % 1st Half: 12-13			92.3%	2nd half: 20-25	80.0%	Game: 32-38		84.2%								

Officials: Joe Lindsay, Vladimir Voyard-Tadal, K.B. Burdett, Jr.
Technical fouls: Arkansas-None. LSU-None.
Attendance: 13311

Score by periods	1st	2nd	Total
Arkansas	45	45	90
LSU	41	48	89

Last FG - AR 2nd-00:22, LSU 2nd-03:39.
Largest lead - AR by 18 2nd-13:45, LSU by 4 1st-17:03.
AR led for 32:58, LSU led for 05:13. Game was tied for 01:49.

Score tied - 6 times.
Lead changed - 8 times.

GAME 23 Arkansas at South Carolina

Feb. 9, 2019 • Columbia, S.C. - Colonial Life Arena • SEC Network

Arkansas 65 • 14-9, 5-5 SEC

#	Player	Total		3-Ptr		Rebounds					PF	TP	A TO Blk Stl				Min
		FG-FTA	FG-FGA	FT-FTA	Off	Def	Tot	A	TO	Blk			Stl				
02	Adrio Bailey	f	2-4	0-1	2-2	3	3	6	4	6	1	0	1	3	25		
10	Daniel Gafford	f	4-5	0-0	0-1	2	3	5	4	8	1	2	0	2	22		
01	Isaiah Joe	g	4-11	3-9	0-0	1	2	3	2	11	0	0	1	2	29		
05	Jalen Harris	g	5-16	0-2	7-10	1	2	3	1	17	2	5	0	2	36		
13	Mason Jones	g	4-9	3-6	4-5	0	3	3	2	15	4	5	1	2	34		
00	Desi Sills		0-1	0-0	0-0	0	1	1	0	0	2	1	0	0	7		
11	K. Embery-Simpson		2-6	0-3	0-0	0	1	1	2	4	0	0	0	1	15		
22	Gabe Osabuohien		0-3	0-1	0-0	1	1	2	2	0	1	0	0	1	20		
35	Reggie Chaney		1-2	0-0	2-2	0	3	3	1	4	0	1	1	0	12		
Team						1	1	2									
Totals			22-57	6-22	15-20	9	20	29	18	65	11	14	4	13	200		
FG % 1st Half: 12-32		37.5%	2nd half: 10-25	40.0%	Game: 22-57	38.6%					Deadball Rebounds 2						
3FG % 1st Half: 3-14		21.4%	2nd half: 3-8	37.5%	Game: 6-22	27.3%											
FT % 1st Half: 8-10		80.0%	2nd half: 7-10	70.0%	Game: 15-20	75.0%											

South Carolina 77 • 12-11, 7-3 SEC

#	Player		Total		3-Ptr	Rebounds							Min			
			FG-FGA	FG-FGA	FT-FTA	Off	Def	Tot	PF	TP	A	TO		Blk	Stl	
21	KOTSAR, Maik	f	2-6	0-0	0-0	1	3	4	3	4	2	3	1	0	28	
24	BRYANT, Keyshawn	f	7-11	1-2	2-7	1	2	3	1	17	1	5	1	2	35	
30	SILVA, Chris	f	4-5	0-0	8-10	2	6	8	3	16	0	3	3	1	30	
00	LAWSON, A.J.	g	8-12	4-5	4-5	1	6	7	2	24	3	4	0	0	33	
04	CAMPBELL, Tre	g	1-6	1-3	1-2	0	1	1	4	4	3	1	0	0	18	
02	GRAVETT, Hassani		3-6	3-4	0-0	0	5	5	3	9	3	3	0	1	31	
13	HAASE, Felipe		1-2	1-1	0-0	0	5	5	1	3	3	1	0	0	20	
20	FRINK, Alanzo		0-0	0-0	0-0	0	0	0	1	0	0	1	0	0	2	
23	HINSON, Evan		0-0	0-0	0-0	0	0	0	1	0	0	0	0	0	3	
Team						3	0	3								
Totals				26-48	10-15	15-24	8	28	36	19	77	15	21	5	4	200
FG % 1st Half: 9-20			45.0%	2nd half: 17-28	60.7%	Game: 26-48		54.2%	Deadball Rebounds 3.1							
3FG % 1st Half: 5-7			71.4%	2nd half: 5-8	62.5%	Game: 10-15		66.7%								
FT % 1st Half: 8-14			57.1%	2nd half: 7-10	70.0%	Game: 15-24		62.5%								

Officials: Pat Adams, Bart Lenox, Will Howard
Technical fouls: Arkansas-None. South Carolina-None.
Attendance: 12374

Score by periods	1st	2nd	Total
Arkansas	35	30	65
South Carolina	31	46	77

Last FG - AR 2nd-03:11, SC 2nd-00:51.
Largest lead - AR by 13 2nd-15:37, SC by 12 2nd-00:41.
AR led for 29:24, SC led for 07:59. Game was tied for 02:37.

Score tied - 4 times.
Lead changed - 4 times.

GAME 22 Arkansas vs. Vanderbilt

Feb. 5, 2019 • Fayetteville, Ark. - Bud Walton Arena • SEC Network

Vanderbilt 66 • 9-13, 0-9 SEC

#	Player		Total		3-Ptr		Rebounds					PF	TP	A TO Blk Stl				Min
			FG-FGA	FT-FTA	FG-FGA	FT-FTA	Off	Def	Tot	A	TO			Blk	Stl			
11	SHITTU, Simisola	f	4-7	0-0	4-5	5	3	8	3	12	2	4	1	0	27			
15	BROWN, Clevon	f	3-5	0-1	0-3	2	5	7	4	6	0	0	0	1	24			
24	NESMITH, Aaron	f	3-10	2-6	0-0	0	5	5	4	8	2	2	0	2	34			
32	RYAN, Matt	f	1-5	1-5	3-3	0	2	2	2	6	2	1	0	0	21			
00	LEE, Saben	g	3-3	2-2	3-4	0	1	1	5	11	4	3	1	0	23			
01	WETZELL, Yanni		2-4	0-0	1-2	1	1	2	0	5	0	0	2	1	16			
02	TOYE, Joe		6-11	4-6	2-4	2	2	4	2	18	0	2	0	1	28			
03	EVANS, Maxwell		0-2	0-1	0-0	0	0	0	2	0	2	1	0	0	17			
13	MOYER, Matthew		0-2	0-0	0-0	0	1	1	1	0	0	0	0	0	10			
Team						1	1	2										
Totals				22-49	9-21	13-21	11	21	32	23	66	12	14	4	5	200		
FG % 1st Half: 13-25			52.0%	2nd half: 9-24		37.5%	Game: 22-49		44.9%	Deadball Rebounds: 3.								
3FG % 1st Half: 3-10			30.0%	2nd half: 6-11		54.5%	Game: 9-21		42.9%									
FT % 1st Half: 6-9			66.7%	2nd half: 7-12		58.3%	Game: 13-21		61.9%									

GAME 25 Arkansas vs. Mississippi State

Feb. 16, 2019 • Fayetteville, Ark. - Bud Walton Arena • SEC Network

Mississippi State 77 • 18-7, 6-6 SEC

#	Player		Total		3-Ptr	Rebounds			PF	TP	A	TO	Blk	Stl	Min	
			FG-FGA	FG-FGA	FT-FTA	Off	Def	Tot								
01	Reggie Perry	f	5-10	0-0	2-4	5	5	10	4	12	3	1	0	2	32	
24	Abdul Ado	f	2-5	0-0	1-2	3	4	7	3	5	1	0	0	1	29	
02	Lamar Peters	g	1-6	1-5	2-4	0	1	1	4	5	3	3	0	2	26	
11	Q. Weatherspoon	g	6-12	2-5	8-10	0	2	2	3	22	3	3	0	6	37	
23	Tyson Carter	g	7-15	0-5	4-4	0	3	3	3	18	4	2	0	1	36	
12	Robert Woodard II		3-6	2-4	2-2	0	4	4	2	10	1	1	1	0	24	
35	Aric Holman		2-2	1-1	0-1	2	2	4	2	5	0	3	1	2	16	
Team						2	2	4								
Totals				26-56	6-20	19-27	12	23	35	21	77	15	13	2	14	200
FG % 1st Half: 11-25			44.0%	2nd half: 15-31	48.4%	Game: 26-56			46.4%	Deadball Rebounds 3						
3FG % 1st Half: 3-10			30.0%	2nd half: 3-10	30.0%	Game: 6-20			30.0%							
FT % 1st Half: 7-10			70.0%	2nd half: 12-17	70.6%	Game: 19-27			70.4%							

Arkansas 67 • 14-11, 5-7 SEC

#	Player		Total		3-Ptr	Rebounds				PF	TP	A	TO	Blk	Stl	Min
			FG-FGA	FG-FGA	FT-FTA	Off	Def	Tot								
02	Adrio Bailey	f	4-6	0-0	0-0	0	4	4	2	8	1	3	1	0	0	27
10	Daniel Gafford	f	2-7	0-0	4-5	4	7	11	3	8	1	3	4	2	3	34
01	Isaiah Joe	g	2-6	1-5	0-0	0	2	2	4	5	3	3	0	2	2	28
05	Jalen Harris	g	3-6	0-1	2-4	2	2	4	4	8	7	3	0	1	1	35
13	Mason Jones	g	9-18	5-11	7-9	0	2	2	3	30	2	2	0	0	0	32
00	Desi Sills		0-1	0-0	0-0	0	0	0	0	0	2	0	0	0	1	9
11	K. Embery-Simpson		1-4	1-3	0-0	0	0	0	1	3	0	1	0	1	1	17
22	Gabe Osabuohien		0-1	0-0	0-0	2	0	2	3	0	0	3	0	0	0	8
35	Reggie Chaney		1-3	0-0	3-3	0	2	2	3	5	0	2	0	0	0	10
	Team					1	3	4								
Totals			22-52	7-20	16-21	9	22	31	23	67	16	20	5	7	200	
FG % 1st Half: 14-24			58.3%	2nd half: 8-28	28.6%	Game: 22-52		42.3%		Deadball						
3FG % 1st Half: 6-10			60.0%	2nd half: 1-10	10.0%	Game: 7-20		35.0%		Rebounds						
FT % 1st Half: 4-5			80.0%	2nd half: 12-16	75.0%	Game: 16-21		76.2%		3.1						

Officials: Patrick Evans, Brian Shey, Darron George
Technical fouls: Mississippi State-Reggie Perry, Arkansas-Reggie Chaney.
Attendance: 17022
Tickets Scanned: 11,034

Score by periods	1st	2nd	Total
Mississippi State	32	45	77
Arkansas	38	29	67

	Points	In Paint	Off T/O	2nd Chance	Fast Break	Bench
MS	36	27	14	20	15	15
AR	22	22	9	17	8	8

Last FG - MS 2nd-01:32, AR 2nd-00:13.
Largest lead - MS by 16 2nd-10:15, AR by 8 2nd-19:47.
MS led for 19:15, AR led for 18:09. Game was tied for 02:36.
Score tied - 5 times.
Lead changed - 5 times.

LAST TIME AN ARKANSAS PLAYER...

• SCORING •

Scored 25 Points: 26 by Daniel Gafford at Missouri (02/12/19)
Scored 30 Points: 30 by Mason Jones vs. Mississippi State (02/16/19)
 Scored 40 Points: 43 by Todd Day at LSU (01/11/92)
 Scored 50 Points: 51 by Rotnei Clarke vs. Alcorn State (11/13/09)
RECORD: 51 by Rotnei Clarke vs. Alcorn State (11/13/09)

• FIELD GOALS MADE •

Made 15 Field Goals: 15 (15-21) by Rotnei Clarke vs. Alcorn State (11/13/09)
 Made 20 Field Goals: 20 (2-30) by Dean Tolson vs. Texas A&M (03/02/74)
RECORD: 20 (20-30) by Dean Tolson vs. Texas A&M (03/02/74)

• FIELD GOALS ATTEMPTED •

Attempted 20 Field Goals: 20 (10-20) by Jaylen Barford vs. Georgia (01/23/18)
 Attempted 25 Field Goals: 26 (9-26) by Courtney Fortson at Mississippi State (01/14/10)
RECORD: 30 (20-30) by Dean Tolson vs. Texas A&M (03/02/74)

• FIELD GOAL PERCENTAGE •

Shot 100% FG (Min. 7 att): Daniel Gafford (7-7) at Texas Tech (01/26/19)
RECORD (min 8 att): 100% 8x - Best: Darryl Saulsberry (10-10) 1975

• 3-POINTERS MADE •

Made 7 3-pointers: 7 (7-12) by Isaiah Joe vs. Missouri (01/23/19)
Made 10 3-pointers: 10 (10-13) by Isaiah Joe vs. FIU (12/01/18)
 Made 11-Plus 3-pointers: 13 (13-17) by Rotnei Clarke vs. Alcorn State (11/13/09)
RECORD: 13 (13-17) by Rotnei Clarke vs. Alcorn State (11/13/09) (SEC record)

• 3-POINTERS ATTEMPTED •

Attempted 15 3-Pointers: 17 (13-17) by Rotnei Clarke vs. ETSU (11/27/09)
 Attempted 20 3-Pointers: 24 (10-24) by Pat Bradley vs. North Texas (12/30/98)
RECORD: 24 (10-24) by Pat Bradley vs. North Texas (12/30/98) (SEC record)

• FREE THROWS MADE •

Made 10 Free Throws: 10 (10-12) by Daniel Gafford vs. Vanderbilt (02/05/19)
 Made 15 Free Throws: 17 (17-22) by Corliss Williamson vs. Ole Miss (02/18/95)
 Made 20 Plus Free Throws: 22 (22-24) by Martin Terry vs. Texas A&M (01/22/72)
RECORD: 22 (22-24) by Martin Terry vs. Texas A&M (01/22/72)

• FREE THROWS ATTEMPTED •

Attempted 15 Free Throws: 15 (7-15) by Marshawn Powell vs. Vanderbilt (03/14/13)
 Attempted 20 Free Throws: 22 (17-22) by Corliss Williamson vs. Ole Miss (02/18/95)
 Attempted 24 Plus Free Throws: 24 (22-24) by Martin Terry vs. Texas A&M (01/22/72)
RECORD: 24 (22-24) by Martin Terry vs. Texas A&M (01/22/72)

• FREE THROW PERCENTAGE •

Shot 100% FT (min 10 att): 14-14 by Daryl Macon vs. Texas (12/17/16)
RECORD (min. 11 att): 8x - Best Tommy Boyer (18-18) in 1963

• REBOUNDS •

Grabbed 10-14 Rebounds: 11 by Daniel Gafford vs. Mississippi State (02/16/18)
 Grabbed 15-29 Rebounds: 15 by Bobby Portis vs. Mississippi State (02/07/15)
 Grabbed 20-Plus Rebounds: 23 by Nick Davis vs. Jackson State (11/21/97)
RECORD: 23 by Nick Davis vs. Jackson State (11/21/97)
 • Grabbed 10 Offensive Rebounds: 10 by Bobby Portis vs. LSU (03/07/15)
• Grabbed 10 Defensive Rebounds: 10 by Daniel Gafford vs. Ole Miss (01/19/19)

• ASSISTS •

Had 10 Assists: 10 by Jalen Harris at Missouri (02/12/19)
 Had 15 Assists: 15 by Dontell Jefferson vs. Portland State (11/18/05)
RECORD: 15 by Dontell Jefferson vs. Portland State (11/18/05)

• STEALS •

Had 5 Steals: 5 by Isaiah Joe vs. Austin Peay (12/28/18)
 Had 6-7 Steals: 6 by Jabril Durham vs. Mississippi State (01/09/16)
 Had 8-9 Steals: 9 by Robert Shepard at Arizona (12/06/92)
RECORD: 9 by Robert Shepard at Arizona (12/06/92)

• BLOCKED SHOTS •

Had 5 Blocks: 5 by Reggie Chaney vs. Georgia (01/29/19)
 Had 6-9 Blocks: 7 by Daniel Gafford vs. Auburn (02/27/18)
 Had 10 Blocks: 10 by Steven Hill vs. Texas State (12/06/05)
RECORD: 10 by Steven Hill vs. Texas St. (12/06/05) & Oliver Miller vs. Texas (02/04/90)

• TURNOVERS •

Committed 5-9 Turnovers: 6 by Daniel Gafford vs. UC Davis (11/12/18)
 Committed 10 Plus Turnovers: 10 by Courtney Fortson at South Carolina (02/21/09)

• MINUTES PLAYED •

Played 38 Minutes: Mason Jones vs. LSU (01/12/19)
 Played 39 Minutes: Jalen Harris (OT) vs. Texas (11/09/18)
 Played 40 Minutes (Regulation): Julius Nobles vs. Louisville (11/17/09)
 Played 40 Minutes (OT): Dusty Hannahs (OT) vs. Texas Tech (01/30/16)
 Played 45 Plus Minutes: 47 by BJ Young vs. Auburn (01/16/13)

• MISCELLANEOUS •

Scored 20 Or More Points In Back-To-Back Games: Daniel Gafford 23 at LSU (02/02/19) and 28 vs. Vanderbilt (02/05/19)
 Scored 20 or More Points in Five-Plus Consecutive Games: (7) by Daryl Macon 20, 25, 22, 20, 22, 25, 21 (01/18/18 to 02/10/19)
 Scored 20 or More Points in 10-Plus Consecutive Games: (11) by Todd Day 20, 23, 26, 26, 22, 31, 23, 21, 27, 21, 20 (12/01/90 to 01/12/91)
 Scored 30 or More Points in Back-To-Back Games: Jannerro Pargo 35 vs. Florida (01/26/02) and 33 at Alabama (01/30/02)
 Most Points in Back-To-Back Games: 82 by Martin Terry 35 at TCU (02/20/73) and 47 vs. SMU (02/24/73)
 Consecutive Free Throws Made: 48 by Ricky Medlock (20 gms; 12/21/74 to 03/04/75)
Double-Double: Pts/Rebs by Daniel Gafford (13 & 10) vs. Missouri (01/23/19)
Double-Double: Pts/Assists by Jalen Harris (11 & 10) vs. UTSA (12/15/18)
Two Players with Double-Double in Same Game: vs. UTSA (12/15/18)
Daniel Gafford (13 pts, 14 rebs) and Jalen Harris (11 pts, 10 assists)
Had 5-Plus Assists in 5-Plus Consecutive Games: (6) by Jalen Harris 11, 6, 10, 12, 7, 10 (11/21/81 thru 12/15/18)
Had 10 or More Assists in Back-to-Back Games: Jalen Harris 10 vs. FIU (12/01/18) and 12 at Colorado State (12/05/18)
Three-Plus Players with 5-Plus Assists in a Game: vs. Montana State (11/21/18)
Jalen Harris (11), Isaiah Joe (5) and Desi Sills (5)
 Had 5 or More Steals in Back-to-Back Games: Ronnie Brewer 5 vs. Western Illinois (01/01/06) and 5 vs. Mississippi State (01/07/06)

LAST TIME AN OPPONENT PLAYER...

• SCORING •

Scored 25 Points: 27 by Naz Reid vs. LSU (01/12/19)
 Scored 30 Points: 31 by Prentiss Nixon vs. Colorado State (01/20/17)
 Scored 40 Points: 45 by Jodie Meeks vs. Kentucky (02/14/09)
 Scored 50 Points: 56 by Oscar Robertson vs. Cincinnati (03/15/58) **(on record)**

• FIELD GOALS MADE •

Made 15 Field Goals: 17 (17-24) by Jodie Meeks vs. Kentucky (02/14/09)
 Made 20 Field Goals: 21 by Oscar Robertson vs. Cincinnati (03/15/58) **(on record)**

• FIELD GOALS ATTEMPTED •

Attempted 20 Field Goals: 20 (10-20) by Tyler Hall vs. Montana State (11/21/18)
 Attempted 25 Field Goals: 28 (11-28) by Devan Downey vs. South Carolina (02/17/10)

• FIELD GOAL PERCENTAGE •

Shot 100% FG (Min. 7 att): Adam Wing (8-8) vs. Evansville (12/08/15)

• 3-POINTERS MADE •

Made 7 3-pointers: 7 (7-15) by Tyler Hall vs. Montana State (11/21/18)
 Made 10 3-pointers: 10 (10-19) by Lance Weems at Auburn (01/06/96)

• 3-POINTERS ATTEMPTED •

Attempted 15 3-pointers: 15 (7-15) by Tyler Hall vs. Montana State (11/21/18)
 Attempted 20 3-pointers: 22 (5-22) by Jeff Fryer vs. Loyola Marymount (03/16/89)

• FREE THROWS MADE •

Made 10 Free Throws: 11 (11-12) by Kevauhn Allen vs. Florida (01/09/19)
 Made 15 Free Throws: 17 (17-19) by Mike Boynton vs. South Carolina (03/11/04)
 Attempted 15 Free Throws: 17 (11-17) by Tyler Davis vs. Texas A&M (02/17/18)
 Attempted 20 Free Throws: 24 (18-24) by Frank Williams vs. Illinois (12/08/01)

• FREE THROW PERCENTAGE •

Shot 100% FT (min 10 att): 14-14 by Grant Williams at Tennessee (01/15/19)

• REBOUNDS •

Grabbed 10-14 Rebounds: 10 by Reggie Perry vs. Mississippi State (02/16/19)
Grabbed 15-19 Rebounds: 15 by Savion Flagg at Texas A&M (01/05/19)
 Grabbed 20 Rebounds: 20 by Antonio McDye vs. Alabama (03/11/95)
 • Grabbed 10 Offensive Rebounds: 11 by Tyler Davis at Texas A&M (01/30/18)
• Grabbed 10 Defensive Rebounds: 10 by Kevin Roach II vs. Texas (11/09/18)

• ASSISTS •

Had 10 Assists: 11 by Tremont Waters vs. LSU (01/12/19)
 Had 13 Assists: 13 by Chuck Evans at Mississippi State (01/27/93) **(on record)**

• STEALS •

Had 5 Steals: 6 by Quindary Weatherspoon vs. Mississippi State (02/16/19)
 Had 8 Steals: 8 by Terry Conerway vs. Texas State (12/21/02)

• BLOCKED SHOTS •

Had 5 Blocks: 5 by James Banks III vs. Georgia Tech (12/19/18)
 Had 6-9 Blocks: 7 by Stefan Moody at Ole Miss (02/13/16)
 Had 10 Plus Blocks: 10 by P.J. Roberson vs. Grambling State (11/26/11)

• TURNOVERS •

Committed 5-9 Turnovers: 5 by Tremont Waters & Naz Reid at LSU (02/02/19)
 Committed 10 Plus Turnovers: 12 by Devin Gibson vs. UTSA (12/12/07)

LAST TIME ARKANSAS HIGHS...

• SCORING •

Scored 100 Points: 104 vs. Oral Roberts (12/19/17)
Scored 120+ Points: 121 vs. FIU (12/01/18)
Scored 50 Points in 1st Half: 58 vs. FIU (12/01/18)
Scored 50 Points in 2nd Half: 53 at Tennessee (01/15/19)
Scored 60 or More Points in a Half: 63 (2nd) vs. FIU (12/01/18)
 Scored 70 or More Points in a Half: 71 (1st) vs. Alcorn (11/13/09)
 Scored 80 or More Points in a Half: 88 (2nd) vs. U.S. International (12/09/89)

• FIELD GOALS MADE •

Made 30 Field Goals: 35 (35-60) at LSU (02/02/19)
Made 40 Field Goals: 42 (42-69) vs. FIU (12/01/18)
 Made 50 Field Goals: 57 (57-99) vs. Troy (12/10/96)
RECORD: 68 (68-101) vs. U.S. International (12/09/89)

• FIELD GOALS ATTEMPTED •

Attempted 70 Field Goals: 73 (38-73) at Colorado State (12/05/18)
 Attempted 80 Field Goals: 83 (34-83) vs. Iona (11/30/14)
 Attempted 90 Field Goals: 99 (57-99) vs. Troy (12/10/96)
 Attempted 100 Field Goals: 101 (68-101) vs. US International (12/09/89)
RECORD: 101 (68-101) vs. U.S. International (12/09/89)

• FIELD GOALS PERCENTAGE •

Shot 60% FG: 60.9 (42-69) vs. FIU (12/01/18)
 Shot 70% or Better FG: 72.7 (32-44) vs. Alabama State (12/21/83)
RECORD: 79.4 (27-34) vs. Texas Tech (1979)

• 3-POINTERS MADE •

Made 15 3-pointers: 16 (16-24) vs. Mississippi State (01/09/16)
 Made 20 3-pointers: 21 (21-37) vs. Troy (12/10/96)
RECORD: 21 (21-37) vs. Troy (12/10/96)

• 3-POINTERS ATTEMPTED •

Attempted 25 3-pointers: 27 (9-27) vs. North Carolina (11/24/17)
Attempted 30 3-pointers: 33 (10-33) at Texas A&M (01/05/19)
Attempted 35 3-pointers: 35 (11-35) vs. Montana State (11/21/18)
RECORD: 54 (19-54) vs. North Texas (12/30/98)

• 3-POINT PERCENTAGE •

Shot 50% 3PT FG (min. 15 att): 54.2 (13-24) at LSU (02/02/19)
 Shot 60% or Better 3PT FG (min. 15 att): 66.7 (16-24) vs. Mississippi State (01/09/16)
RECORD (min. 15 att): 66.7 (16-24) vs. Mississippi State (01/09/16)

• FREE THROWS MADE •

Made 20 Free Throws: 28 (28-40) vs. Texas State (12/22/18)
Made 30 Free Throws: 34 (34-46) vs. UT Arlington (11/23/18)
 Made 40 Free Throws: 41 (41-49) at Kentucky (01/25/92)
RECORD: 48 (48-53) vs. Ole Miss (01/17/04)

• FREE THROW ATTEMPTS •

Attempted 40 Free Throws: 46 (34-46) vs. UT Arlington (11/23/18)
 Attempted 50 Free Throws: 53 (35-53) vs. Northeastern Illinois (11/16/97)
 Attempted 60 Free Throws: 65 vs. TCU (1955)
RECORD: 65 vs. TCU (1955)

• FREE THROW PERCENTAGE •

Shot 80% FT (min. 10 att): .810 (17-21) at Ole Miss (01/19/19)
 Shot 90% or Better FT (min. 10 att): 93.5 (39-41) vs. Texas (12/17/16)
RECORD (min 10 att): 100 3x - Best 16-16 at Kentucky (02/27/14)

• REBOUNDS •

Grabbed 40 Rebounds: 47 at Texas A&M (01/05/19)
Grabbed 50 Rebounds: 50 vs. FIU (12/01/18)
 Grabbed 55-Plus Rebounds: 55 vs. Utah Valley (01/03/15)
RECORD: 77 vs. Jackson State (01/22/02)

• ASSISTS •

Had 25 Assists: 29 vs. Montana State (11/21/18)
 Had 30 Assists: 32 vs. Jackson State (11/22/96)
 Had 40 Assists: 40 vs. Troy (12/10/96)
RECORD: 47 vs. U.S. International (12/09/89)

• STEALS •

Had 15 Steals: 15 vs. Auburn (02/17/16)
 Had 20 Steals: 24 vs. Maryland-Eastern Shore (01/02/01)
 Had 25 Steals: 26 vs. Louisiana-Monroe (11/25/00)
RECORD: 26 vs. Louisiana-Monroe (11/25/00)

• BLOCKED SHOTS •

Had 10 Blocks: 14 vs. Georgia (01/29/19) - school record vs SEC opp
 Had 15 Blocks: 15 vs. South Alabama (12/30/91)
RECORD: 18 vs. Missouri (12/05/95)

• MOST TURNOVERS •

Had 20 Turnovers: 20 vs. Mississippi State (02/16/19)
 Had 25 Turnovers: 25 at South Carolina (02/21/09)
 Had 30 Turnovers: 31 vs. Alcorn State (12/02/95)
RECORD: 32 vs. Providence (11/16/07)

• FOULS •

Committed 15 Fouls: 18 at South Carolina (02/09/19)
Committed 20 Fouls: 23 vs. Mississippi State (02/16/19)
Committed 25 Fouls: 29 at LSU (02/02/19)
 Committed 30 Fouls: 31 at Kentucky (01/07/17)
RECORD: 38 vs. Missouri (12/04/61)

LAST TIME ARKANSAS LOWS...

• SCORING •

Held to 40-45 Points: 43 at Florida (01/22/11)
 Held to 46-49 Points: 46 at Mississippi State (02/09/16)
Held to 50-55 Points: 51 vs. Florida (01/19/19)
Held to 56-59 Points: 58 vs. UC Davis (11/12/18)
 Held to 19 Points or Less in a Half: 18 (1st half) vs. Vanderbilt (02/07/17)

• FIELD GOALS •

Held to Below 20 Field Goals Made: 15 (15-50) vs. Florida (01/19/19)

• FIELD GOAL PERCENTAGE •

Held to 20-29% FG: 27.9 (17-61) vs. South Carolina (02/03/15)
Held to 30-35% FG: .300 (15-50) vs. Florida (01/09/19)

• 3-POINTERS •

Did not Make a 3-pointer: 0 (0-2) at Texas (01/07/89)
Held to 1-4 3-PT FG Made: 3 (3-16) vs. LSU (01/12/19)
Held to 5-10 3-PT FG Made: 7 (7-20) vs. Mississippi State (02/16/19)
 Attempted Single-Digit 3-pointers: 8 (3-8) at LSU (02/03/18)

• 3-POINT PERCENTAGE •

Shot 10% or Worse 3PT FG: 10.0 (1-10) at Mississippi State (02/09/16)
Shot 11-19% 3PT FG: 18.8 (3-16) vs. LSU (01/12/19)

• FREE THROWS •

Made Single Digit Free Throws: 7 (7-11) at LSU (02/02/19)
Attempted Single Digit Free Throws: 9 (7-9) vs. Georgia Tech (12/19/18)

• FREE THROW PERCENTAGE •

Shot 40-49% FT: 40.0 (6-15) at Florida (01/17/18)
 Shot Below 40% FT: 26.7 (4-15) at Texas A&M (01/09/13)

• REBOUNDING •

Had 19 or Fewer Rebounds: 19 at Missouri (03/05/13)
 Had 20-25 Rebounds: 20 at LSU (02/02/19)

• ASSISTS •

Held to Single Digit Assists: 6 at Texas Tech (01/26/19)

• STEALS •

Had No Steals: *None on record*
 Had 1 Steal: 1 vs. Florida (03/09/18)
Had 2-4 Steals: 3 at Texas A&M (01/05/19)

• BLOCKED SHOTS •

Had No Blocked Shots: 0 vs. Missouri (1/23/19)

• FEWEST TURNOVERS •

Had 1-4 Turnovers: 4 vs. Georgia (01/29/19)
 Had 5-10 Turnovers: 7 vs. Western Kentucky (12/08/18)

• FOULS •

Had Single Digit Fouls: 9 vs. LSU (02/17/07)

ARKANSAS MISCELLANEOUS...

Played in an OT game:	01/12/19 vs LSU	L, 94-88 (OT)
Played in a 2OT game:	01/23/18 at Georgia	W, 80-77 (2 OT)
Played in a 3OT game:	02/09/80 vs. Houston	L, 90-84 (3 OT)
Beat AP team ranked 21-25:	03/09/18 vs. #23 Florida (SEC)	W, 80-72
Beat AP team ranked 16-20:	02/02/19 at #19 LSU	W, 90-89
Beat AP team ranked 11-15:	02/27/18 vs. #14 Auburn	W, 91-82
Beat AP team ranked 6-9:	12/30/17 vs. #9 Tennessee	W, 95-93 (OT)
Beat AP team ranked 2-5:	01/27/16 vs. #5 Texas A&M	W, 74-71
Beat AP team ranked #1:	02/12/84 vs. #1 North Carolina (PB)	W, 65-64
Beat AP Top 25 team on road:	02/02/19 at #19 LSU	W, 90-89
Beat AP Top 10 team on road:	02/09/94 at #4 Kentucky	W, 90-82

LAST TIME AN OPPONENT HIGHS...

• SCORING •

Scored 100 Points: 106 at Tennessee (01/15/19)
 Scored 110 Points: 117 at Ole Miss (12/10/73)
Scored 50 Points in 1st Half: 55 at Tennessee (01/15/19)
Scored 50 Points in 2nd Half: 51 at Tennessee (01/15/19)
 Scored 60 or More Points in a Half: 60 (1st half) vs. Alabama (02/28/96)

• FIELD GOALS MADE •

Made 30 Field Goals: 31 (31-64) by Ole Miss (01/19/19)
 Made 40 Field Goals: 40 (40-68) by Texas (01/05/10)
 Made 45 Field Goals: 45 (45-80) vs. Pittsburgh (12/29/86)

• FIELD GOALS ATTEMPTED •

Attempted 70 Field Goals: 71 (32-71) by Tennessee (12/30/17)
Attempted 80 Field Goals: 83 (31-83) by FIU (12/01/018)

• FIELD GOAL PERCENTAGE •

Shot 60% FG: 61.1 (15-23) vs. Auburn (02/17/16)
 Shot 65% FG: 67.7 (4-65) vs. North Carolina (03/23/08)
 Shot 69% FG: 69.8 (37-53) at Auburn (01/14/95)

• 3-POINTERS MADE •

Made 15 3-pointers: 15 (15-30) at LSU (02/03/18)
 Made 17 3-pointers: 17 (17-31) vs. Florida (01/14/98)

• 3-POINTERS ATTEMPTED •

Attempted 25 3-pointers: 26 (9-26) at Missouri (02/12/19)
 Attempted 30 3-pointers: 32 (13-32) vs. Florida (03/09/18)
Attempted 35 3-pointers: 37 (6-37) by FIU (12/01/18)

• 3-POINT PERCENTAGE •

Shot 50% 3PT FG (min 15 att): 52.6 (10-19) at Texas Tech (01/26/19)
Shot 60% or Better 3PT FG (min 15 att): 62.7 (10-15) at South Carolina (02/09/19)

• FREE THROWS •

Made 20 Free Throws: 26 (26-28) vs. Georgia (03/04/17)
Made 30 Free Throws: 32 (32-38) at LSU (02/02/19)
 Made 40 Free Throws: 40 (40-50) vs. UMass (11/25/94)

• FREE THROW ATTEMPTS •

Attempted 35 Free Throws: 38 (32-38) at LSU (02/02/19)
 Attempted 40 Free Throws: 40 (24-40) at Mississippi State (01/02/18)
 Attempted 50 Free Throws: 50 (39-50) vs. South Carolina (03/11/04)

• FREE THROW PERCENTAGE •

Shot 80% FT (min. 10 att): .882 (15-17) at Ole Miss (01/19/19)
 Shot 90% or Better FT (min. 10 att): 91.2 (31-34) vs. Auburn (02/27/18)

• REBOUNDING •

Grabbed 40 Rebounds: 44 at LSU (02/02/19)
 Grabbed 50 Rebounds: 50 at LSU (02/11/17)
Grabbed 55-Plus Rebounds: 56 vs. Georgia (01/29/19)

• ASSISTS •

Had 25 Assists: 25 vs. Louisville (11/17/09)
 Had 30 Assists: 30 at UAB (01/27/90)

• STEALS •

Had 15 Steals: 15 at LSU (02/24/10)
 Had 18 Steals: 18 vs. Alcorn State (12/02/95)

• BLOCKED SHOTS •

Had 10 Blocks: 10 at Tennessee (01/22/14)
 Had 13 Blocks: 13 at Mississippi State (01/14/10)

• MOST TURNOVERS •

Had 20 Turnovers: 21 at LSU (02/02/19)
 Had 25 Turnovers: 27 vs. Oral Roberts (12/19/17)
 Had 30 Turnovers: 30 vs. Louisiana-Monroe (12/31/04)

• FOULS •

Committed 10-14 Fouls: 11 at LSU (02/02/19)
Committed 15-19 Fouls: 19 at South Carolina (02/09/19)
Committed 20-29 Fouls: 21 vs. Mississippi State (02/16/19)
Committed 30-44 Fouls: 34 vs. UT Arlington (11/23/18)
 Committed 45 Fouls: 36 vs. Centenary (12/04/82)

LAST TIME AN OPPONENT LOWS

• SCORING •

Held to 30-39 Points: 33 vs. Vanderbilt (01/12/13)
 Held to 40-45 Points: 41 by Mississippi State (02/07/15)
 Held to 46-49 Points: 46 by Utah Valley (01/03/15)
 Held to 50-55 Points: 54 vs. Vanderbilt (02/10/18)
Held to 56-59 Points: 57 vs. Florida (01/09/19)
 Held to 19 Points or Less in a Half: 11 vs. Vanderbilt (01/12/13)

• FIELD GOAL PERCENTAGE •

Held to 21% or Worse FG: 20.97 (13-62) vs. Jackson State (11/22/02)
Held to 20-29% FG: 29.2 (19-65) vs. Georgia (01/29/19)
Held to 30-35% FG: 31.0 (18-58) vs. Florida (01/09/19)

• 3-POINTERS •

Did not Make a 3-pointer: 0 (0-10) by Mississippi State (02/07/15)
Held to 1-4 3-PT FG Made: 4 (4-25) vs. Austin Peay (12/28/18)
Held to 5-10 3-PT FG Made: 6 (6-20) vs. Mississippi State (01/29/19)

• 3-POINT PERCENTAGE •

Shot 10% or Worse 3PT FG: 7.1 (1-14) vs. Northwestern State (12/29/12)
Shot 11-19% 3PT FG: 16.0 (4-25) vs. Austin Peay (12/28/18)

• FREE THROWS •

Made 1-5 Free Throws: 3 (3-7) vs. Oral Roberts (12/19/17)
Made 6-9 Free Throws: 8 (8-21) vs. Texas State (12/22/18)

• FREE THROW ATTEMPTS •

Attempted Single Digit Free Throws: 7 (3-7) vs. Oral Roberts (12/19/17)

• FREE THROW PERCENTAGE •

Shot 40-49% FT: 47.4 (9-19) vs. Auburn (02/17/16)
Shot Below 40% FT: 38.1 (8-21) vs. Texas State (12/22/18)

• REBOUNDING •

Had 19 or Fewer Rebounds: 19 vs. Missouri-Kansas City (12/02/06)
Had 20-25 Rebounds: 25 at Texas Tech (01/26/19)

• ASSISTS •

Held to Single Digit Assists: 8 vs. UTSA (12/15/18)

• STEALS •

Had No Steals: 0 by North Texas (01/03/04)
 Had 1 Steal: 1 at Florida (01/17/18)
Had 2-4 Steals: 4 at South Carolina (02/09/19)

• BLOCKED SHOTS •

Had No Blocked Shots: 0 vs. Missouri (01/23/19)

• FEWEST TURNOVERS •

Had Single Digit Turnovers: 8 at Texas A&M (01/05/19)

• FOULS •

Had Single Digit Fouls: 8 at Michigan (12/08/12)

25th Anniversary


1994 NATIONAL CHAMPIONSHIP



Record: 31-3, 14-2 SEC
NCAA CHAMPION
SEC CHAMPION

NCAA TOURNAMENT RESULTS

RD1	def. North Carolina A&T	94-79
RD2	def. Georgetown	85-73
Sweet 16	def. Tulsa	103-84
Elite 8	def. Michigan	76-68
Final Four	def. Arizona	91-82
Championship	def. Duke	76-72



1993-94 RAZORBACKS

3	Alex Dillard	Bessemer, Ala.
12	Clint McDaniel	Tulsa, Okla.
13	John Engskov	Berryville, Ark.
14	Corey Beck	Memphis, Tenn.
15	Dwight Stewart	Memphis, Tenn.
22	Davor Rimac	Zagreb, Croatia
23	Ken Biley	Pine Bluff, Ark.
24	Ray Biggers	Houston, Texas
30	Scotty Thurman	Ruston, La.
31	Roger Crawford	Birmingham, Ala.
33	Lee Wilson	Waco, Texas
34	Corliss Williamson	Russellville, Ark.
35	Reggie Merritt	Little Rock, Ark.
40	Elmer Martin	Memphis, Tenn.
44	Darnell Robinson	Oakland, Calif.
	Nolan Richardson	Head Coach
	Nolan Richardson III	Assistant Coach
	Mike Anderson	Assistant Coach
	Brad Dunn	Assistant Coach
	Wayne Stehlik	Dir. of Operations
	Dave England	Athletic Trainer

