

2018-19 HOUSTON BASKETBALL



UH Athletics Communications | 3204 Cullen Blvd. • Suite 2008 • Houston, Texas 77204 | WBB Contact • Roman Petrowski | Phone: (936) 714-6282 | Email: rwpetrow@central.uh.edu

/UHCougarWBB

@UHCougarWBB

UHCougars.com

2018-19 SCHEDULE & RESULTS

DATE	OPPONENT	INFO
N6	at 24/RV California	L, 79-80
N9	Georgia Tech	W, 95-89 (2OT)
N14	at Louisiana Tech	L, 88-100 (OT)
N16	at Incarnate Word	W, 79-60
N18	Boston College	L, 57-64
N21	at Columbia	W, 83-72
N24	New Mexico	L, 84-89 (2OT)
N28	at Florida Gulf Coast	L, 71-76
D1	at East Tennessee State	W, 84-77
D6	RV/RV Texas A&M	L, 52-68
D17	UT Arlington	L, 61-65 (OT)
D21	at George Mason	W, 66-56
D30	at Southern Miss	W, 61-44
J6	1/1 UConn*	L, 61-81
J9	at SMU*	W, 72-61
J12	Temple*	W, 78-65
J20	at Wichita State*	W, 66-58
J23	at Cincinnati*	L, 57-68
J26	Tulsa*	W, 76-44
J30	at UCF*	L, 56-58
F2	SMU*	W, 69-68 (OT)
F5	at Temple*	L, 76-65
F10	at USF*	W, 54-52
F16	ECU*	W, 63-52
F20	Tulane*	W, 83-82
F24	at Memphis*	W, 59-57 (OT)
F27	USF*	L, 59-49
M2	at UConn*	L, 83-61
M4	UCF*	L, 59-50
AMERICAN ATHLETIC CONFERENCE CHAMPIONSHIP (Uncasville, Conn. • Mohegan Sun Arena)		
M8	First Round Bye	--
M9	USF	L, 72-55
2019 WOMEN'S NATIONAL INVITATION TOURNAMENT		
M21	at Arkansas	7 p.m.

* - American Athletic Conference game
Home games in **Bold**. All times CT unless noted otherwise. November home games will be played at H&PE Arena. December-March home games will be played at The Fertitta Center.

BROADCAST INFORMATION

TELEVISION: SECN+
Play-by-Play Benjamin Kelly
Analyst Kikko Haydar

AUDIO WEBCAST: UHCougars.com/wbbradio
Play-by-Play Gerald Sanchez
Analyst Da'yon Dunlap

TWITTER: #GoCoogs | #EverythingMatters
Official Account @UHCougarWBB
Alexandria Brown, Communications @alex_brown9979

2018-19 AMERICAN STANDINGS (3/13/19)

TEAM	CONF.	PCT.	OVERALL	PCT.
UConn	16-0	1.00	31-2	.939
UCF	13-3	.813	26-6	.813
Cincinnati	12-4	.750	21-10	.677
Houston	9-7	.563	15-15	.500
USF	7-9	.438	18-15	.545
Temple	7-9	.438	11-19	.367
Tulsa	6-10	.375	13-18	.419
ECU	6-10	.375	16-15	.516
SMU	5-11	.313	11-19	.367
Wichita State	5-11	.313	12-18	.400
Memphis	5-11	.313	11-20	.355
Tulane	5-11	.313	15-15	.500

31

Houston at Arkansas

Thursday, March 21, 2019 | 7 p.m. CT | Fayetteville, Ark. | Bud Walton Arena

TELEVISION: SECN+ | **AUDIO WEBCAST:** UHCougars.com/wbbradio

TWITTER: @UHCougarWBB | #GoCoogs | #EverythingMatters

THE TEAMS

HOUSTON	
Nickname	Cougars
Location	Houston, Texas
Head Coach	Ronald Hughey
2018-19 Record	15-15
Home	6-7
Away	9-7
Neutral	0-1
2018-19 American Record	9-7
Leading Scorer (2018-19)	J. Harris, 16.2 ppg
Leading Rebounder (2018-19)	Hawkins, 7.3 rpg
Leading Assistant (2018-19)	Harris, 86

ARKANSAS	
Nickname	Razorbacks
Location	Fayetteville, Ark.
Head Coach	Mike Neighbors
2018-19 Record	20-14
Home	9-6
Away	6-6
Neutral	5-2
2018-19 SEC Record	6-10
Leading Scorer (2018-19)	Dungee, 20.2 ppg
Leading Rebounder (2018-19)	Williams, 6.5 rpg
Leading Assistant (2018-19)	Monk, 111

THE SERIES

SERIES: HOUSTON TRAILS, 8-14	
at Houston	4-6
at Arkansas	2-5
Neutral Site	2-3
Last Meeting	Houston 78, Arkansas 61 Houston, Texas Dec. 7, 1991
Hughey vs. Arkansas	0-0

THE COACHES

HOUSTON HEAD COACH RONALD HUGHEY	
Career Record	59-94(5th)
Record at Houston	59-94 (5th)
Alma Mater	Limestone '06
Assistant Coaches	Tai Dillard Vicky Picott Jamila Ganter

ARKANSAS HEAD COACH MIKE NEIGHBORS	
Career Record	131-73 (6th)
Record at Arkansas	33-32 (2nd)
Alma Mater	Arkansas, '93
Assistant Coaches	Pauline Love Lacey Goldwire Todd Schaefer

HOUSTON'S POSSIBLE STARTERS



2018-19 HOUSTON WOMEN'S BASKETBALL ROSTER

#	Name	Pos.	Ht.	Cl.	Hometown	GP	GS	PPG	RPG	APG	OTHER
0	Angela Harris	G	5-6	Jr.	Cypress, Texas	29	29	9.7	3.1	3.1	2.3 SPG
2	Octavia Barnes	F	5-10	Sr.	Jackson, Miss.	30	20	9.3	4.0	1.7	46.1 3FG%
3	Dorian Branch	F	5-10	Jr.	Dallas, Texas	30	27	10.6	4.2	2.6	1.2 SPG
4	Jasmyne Harris	G	5-8	Jr.	Freeport, Texas	14	14	16.2	4.2	3.3	3.2 SPG
5	Dymond Gladney^	G	5-3	Fr.	Los Angeles, Calif.	30	1	1.8	0.6	0.9	0.4 SPG
12	Alyssa Okeone	F	6-2	RSSo.	Houston, Texas	27	16	6.7	5.3	0.1	1.2 BPG
22	Myyah West	F	6-0	Sr.	Prentiss, Miss.	16	7	4.3	1.4	0.3	0.3 BPG
23	Serithia Hawkins	G	5-11	Sr.	Moore, Okla.	30	29	9.0	7.3	1.9	1.2 SPG
30	Tatyana Hill^	F	6-2	Fr.	Spring, Texas	29	6	4.8	2.6	0.1	42.5 FG%
33	Julia Blackshell-Fair	G	5-10	So.	Fairfield, Calif.	30	1	6.2	3.7	1.7	1.2=1 SPG
34	KeAsja Peace^	F	6-3	Jr.	Toledo, Ohio	---	---	---	---	---	---

Statistics Represent 2018-19 Season | ^ Redshirting due to NCAA transfer requirements | ^ Newcomer for 2018-19 Season

2018-19 HOUSTON WOMEN'S BASKETBALL COACHING STAFF

Head Coach	Ronald Hughey
Associate Head Coach	Vicky Picott
Assistant Coaches	Tai Dillard, Jamila Ganter
Graduate Assistant	Kaila Chizer
Operations Staff	Edsel Hamilton, LaMeisha Ligons
Video Coordinator	Zach Cooper

MEDIA INFORMATION

WOMEN'S BASKETBALL COMMUNICATIONS



ALEXANDRIA BROWN
COMMUNICATIONS ASSIST.

1st Season ■ Kansas '15

Office Athletics/Alumni Center ■ Suite 2008B
Office Phone (713) 743-9193
Cell Phone (913) 547-4570
Email asbrown7@central.uh.edu
Twitter @alex_brown9979

UH ATHLETICS COMMUNICATIONS

Senior Associate AD	David Bassity	FB
Assistant AD	Jeff Conrad	MBB, GOLF
Director	Kyle Rogers	FB, BASE
Associate Director	TBA	XC, T&F, WTEN
Assistant Director	Ryan Levine	VB, SB
Communications Asst.	Alex Brown	SWIM, SOC, WBB

SOCIAL MEDIA

■ Fans and working media can engage with Houston Basketball on a daily basis by following the team's social media accounts. The Cougars can be found on Twitter, Facebook, Instagram and Snapchat by searching for "UHCougarWBB". Each account provides regular updates on the team, including breaking news, behind-the-scenes pictures, infographics, videos and more.

CREDENTIALS

■ All requests for working press, radio, television, photography or scouting credentials should be made by emailing Roman Petrowski, Associate Director for Communications, at rwpetrow@central.uh.edu, at least 48 hours before tipoff. Press row seating at H&PE Arena and The Fertitta Center is for working media only.

■ All space for the working press, radio and television is allocated by the Houston Athletics Communications Office, which reserves the right to deny credentials to any outlet. Spouses, dates, children and non-workers are restricted from press row. Any abuse of a working credential will result in the media agency losing credential privileges. Freelance and/or non-daily writers may be asked to produce copies of actual publications in which their work has appeared. Admission to press row is by pass only.

CREDENTIAL GUIDELINES

- Only full-time, salaried employees intending to provide actual game coverage may receive credentials.
- A requesting media agency must represent a collective, organizational editorial voice, not simply the offerings of a single individual.
- Membership in a writer's association does not automatically qualify an agency for credentials.
- A media agency may assign one of its credentials to its online entity.
- An online entity, not associated with a traditional media agency, may qualify for one credential, subject to the following conditions:
 1. An on-line entity may receive a credential only if its own full-time staff writes a majority of that site's material.
 2. Online entities that focus primarily on University of Houston Athletics and sponsor message boards or chat rooms, may receive credentials provided they adhere to a policy that requires that a posted message or opinion is identified with the actual name and city of the individual posting the message.
 3. Any online service that is recognized as an outlet intended primarily for the purpose of delivering news related to the recruitment of student-athletes will not qualify for credentials.
 4. Online entities will not receive photography credentials.
 5. Online entities (other than those identified above) registering 20,000 legitimate unique users per month in

THIS WEEK IN HOUSTON BASKETBALL

Please coordinate all media requests through Alexandria Brown (913) 547-4570 / asbrown7@central.uh.edu

MONDAY 3/4	10 p.m.	WNIT Selection	Guy V. Lewis ■ Houston, Texas
TUESDAY 3/5	9:30 a.m.	Practice	Guy V. Lewis ■ Houston, Texas
WEDNESDAY 3/6	All Day.	Travel Day	--- ■ Fayetteville, Ark.
THURSDAY 3/7	7 p.m.	at Arkansas	Bud Walton Arena ■ Fayetteville, Ark.
FRIDAY 3/8	---	---	---
SATURDAY 3/9	---	---	---
SUNDAY 3/10	---	---	---

ATHLETICS COMMUNICATIONS OFFICE

■ The University of Houston Athletics Communications Office is located in the Ted Nance Suite (No. 2008) on the second floor of the Athletics/Alumni Center.

■ The Athletics/Alumni Center is located at 3204 Cullen Blvd., between Cougar Field (baseball stadium) and The Fertitta Center.

WNBA SCOUTS

WNBA scouts will be provided media credentials on a space-available basis. Credentials for WNBA scouts should be requested by the parent club on letterhead.

INTERVIEWS

- All interviews with Houston coaches, student-athletes and administrators MUST be coordinated through the Athletics Communications Office.
- Arrangements to speak with a member of the women's basketball program should be made with **Associate Director for Communications Roman Petrowski (713-743-9391/rwpetrow@central.uh.edu)** at least one day prior to the desired interview date. Student-athletes and coaches are generally available after practice.
- The locker rooms, training room and weight room inside the Athletics/Alumni Center, H&PE Arena and The Fertitta Center are off-limits to reporters.
- On game days, no Houston student-athletes will be available until the postgame media session.

GAME DAY

- Pregame packets, including notes and statistics, will be available in the H&PE Arena and Fertitta Center media rooms prior to each home contest.
- Timeout, halftime and final statistics plus running play-by-play, postgame notes and quotes will be provided.
- Stat monitors will be set up along press row to provide up-to-the-second information.
- Postgame interviews for head coach Ronald Hughey and selected student-athletes will be held in the H&PE Arena and Fertitta Center media room following each home game.
- After a brief cooling-off period, Hughey and selected student-athletes will be brought to the media room to answer questions.

PRESS SEATING AND PARKING

- Press row seats are for working newspaper writers, radio and television reporters and Houston Athletics staff, and are allocated by the Houston Athletics Communications Office, which reserves the right to deny credentials to any outlet.
- Admission to press row is by pass only.
- Media members who require parking at H&PE Arena, the Fertitta Center or the Athletics/Alumni Center must make their request to **Communications Assistant Alexandria**

Brown (713-743-9404/asbrown7@central.uh.edu) at least 24 hours before tipoff.

■ Visiting media who request credentials in advance can be added to a parking list. All others may be charged.

TELEPHONES/INTERNET

■ Phone lines are available on press row on a first-come, first-serve basis. H&PE Arena and the Fertitta Center are also equipped with wireless Internet during games.

PHOTOGRAPHERS

- Photographers and videographers are allowed to shoot from the baseline only.
- Only those on assignment and with proper media credentials will be allowed to shoot game action. No flash attachments, monopods or tripods may be used at H&PE Arena or the Fertitta Center.

RADIO/TELEVISION BROADCASTS

■ All requests for radio/TV broadcasts must be made in advance through the Associate AD of the Houston Athletics Communications Office.

VISITING RADIO

■ Phone lines for originating radio broadcasts (two ISDN, one POTS) will be provided on a reciprocal basis. Please contact **Communications Assistant Alexandria Brown (713-743-9404/asbrown7@central.uh.edu)** to obtain those numbers in advance of game day.

ACCESS TO COUGARS INFORMATION

- UHCougars.com – The official web site of University of Houston Athletics includes rosters, schedules, statistics, player profiles, press releases, game notes and more. The site is updated daily and also includes links to listen to UH Athletics events live over the Internet.
- Email List – Press releases, notes and statistics are e-mailed to a large contingent of media. To be added to the list, please contact **Communications Assistant Alexandria Brown (713-743-9404/asbrown7@central.uh.edu)**
- Notes packets will be available prior to each game and in many instances, much earlier.

THEAMERICAN.ORG

■ The league's official web site contains information on all 12 member schools, including updated conference statistics, schedules and standings.

RADIO AND TELEVISION ROSTER

0



ANGELA HARRIS

Guard | Jr. | 5-6
Cypress, Texas
Cy-Fair HS

2



OCTAVIA BARNES

Forward | Sr. | 5-11
Jackson, Miss.
Hinds CC

3



DORIAN BRANCH

Forward | Jr. | 5-10
Dallas, Texas
Richardson HS

4



JASMYNE HARRIS

Guard | Jr. | 5-8
Freeport, Texas
Brazosport HS

5



DYMOND GLADNEY

Guard | Fr. | 5-3
Los Angeles, Calif.
Clear Springs HS

12



ALYSSA OKOENE

Forward | RSSo. | 6-3
Houston, Texas
North Carolina

22



MYYAH WEST

Forward | Sr. | 6-2
Prentiss, Miss.
Jones County JC

23



SERITHIA HAWKINS

Forward | Sr. | 5-11
Moore, Okla.
Southmoore HS

30



TATYANA HILL

Forward | Fr. | 6-2
Spring, Texas
Dekaney HS

33



JULIA BLACKSHELL-FAIR

Guard | So. | 5-10
Fairfield, Calif.
Vanden HS

34



KEASJA PEACE

Forward | Jr. | 6-3
Toledo, Ohio
Michigan



RONALD HUGHEY

Head Coach
5th Season
Limestone '06



VICTORIA PICOTT

Associate Head Coach
3rd Season
Rutgers '92



TAI DILLARD

Assistant Coach
5th Season
Texas '03



JAMILA GANTER

Assistant Coach
3rd Season
Texas A&M '07



KAILA CHIZER

Graduate Assistant
1st Season
Houston '16

CAREER CHART TOPPERS

Where the current Cougars rank historically...

Points	
1. Chandi Jones (2000-04)	2,692
...	
8. Jennifer Jones (1994-98)	1,498
9. Sharion Higgins (1976-81)	1,396
10. Pat Luckey (1993-96)	1,391
11. Darla Simpson (1988-92)	1,282
12. ShaRonda Lasseter (1997-01)	1,259
13. Cheryl Gardley (1977-80)	1,233
14. Tye Jackson (2005-08)	1,197
15. Jasmyne Harris (2006-)	1,187
16. Roxana Button (2008-12)	1,169
17. Serithia Hawkins (2015-)	1,145

Three-Point Field-Goals Made

1. Brittney Scott (2007-11)	226
2. Chandi Jones (2000-04)	188
3. Angela Harris (2016-)	181
4. Jana Crosby (1988-90)	161
Jasmyne Harris (2016-)	
161	
...	
10. Roxana Button (2008-12)	125
11. Marche Amerson (2012-16)	117
12. Dorian Branch (2016-)	112

Three-Point Field-Goals Attempted

1. Brittney Scott (2007-11)	642
2. Angela Harris (2016-)	610
3. Alecia Smith (2011-16)	568
4. Chandi Jones (2000-04)	548
5. Angela Curl (1998-03)	544
6. Jasmyne Harris (2016-)	488

Rebounds Per Game

1. Sancho Lyttle (2003-05)	10.7 rpg
2. Courtney Taylor (2007-11)	10.0 rpg
3. Lesslee Mason (2008-11)	9.0 rpg
4. Monica Lamb (1983-85)	8.9 rpg
5. Vickey Finch (1979-83)	8.6 rpg
6. Yasmeen Thompson (2011-14)	8.4 rpg
7. Darla Simpson (1988-92)	8.1 rpg
8. Jennifer Jones (1994-89)	7.9 rpg
9. Margo Graham (1991-93)	7.8 rpg
10. Serithia Hawkins (2016-)	7.7 rpg

Defensive Rebounds

1. Courtney Taylor (2007-11)	821
2. Darla Simpson (1988-92)	607
3. Serithia Hawkins (2015-)	581

Offensive Rebounds

1. Serithia Hawkins (2015-)	360
2. Darla Simpson (1988-92)	359
3. Jennifer Jones (1994-98)	358
4. Courtney Taylor (2007-11)	344

Total Rebounds

1. Courtney Taylor (2007-11)	1,165
2. Vickey Finch (1979-83)	1,011
3. Darla Simpson (1988-92)	966
4. Serithia Hawkins (2015-)	941
5. Jennifer Jones (1994-98)	871

Games Started

1. Porsche Landry (2008-13)	121
2. Nicole Oliver (2000-04)	120
3. Serithia Hawkins (2015-)	119
4. Marche Amerson (2012-16)	116
5. Chandi Jones (2000-04)	114
6. Courtney Taylor (2007-11)	112

CONFERENCE RECOGNITION

The 2018-19 preseason marked a first for the Cougars, when they had two players land on the American Athletic Conference Preseason All-Conference Teams. Junior guard Jasmyne Harris earned First Team preseason honors, while junior Angela Harris landed on the second team.

Houston also received their highest ranking in The American's Preseason Coaches Poll, where they were picked to finish third overall. Houston earned a pair of regular-season honors after Dorian Branch (Second Team) and Angela Harris (Third Team) earned All-Conference honors.

AMERICAN HONORS

Redshirt sophomore forward Alyssa Okoene made an immediate impact on campus, taking home the first American Athletic Conference Player of the Week honor of the season. Okoene averaged a 16.5 points and 6.5 rebounds per game and picked up her first career double-double in the teams double-overtime win over Georgia Tech.

After averaging a team-high 12.5 points, posting four rebounds and hitting five free throws Tatyana Hill received American Rookie of the Week honors for the week prior on Jan 28.

Three Cougars have been named to the weekly honor roll for their efforts including Jasmyne Harris, Dorian Branch, Octavia Barnes and Angela Harris. Angela Harris and Branch are two-time honor roll recipients.

THE 1,000-POINT CLUB

In the team's thrilling double-overtime win over Georgia Tech on Nov. 9, junior guard Jasmyne Harris tied for the team lead with 26 points and eclipsed the 1,000-point mark in the game. Harris became the 24th player in program history to reach the quadruple digit plateau.

Serithia Hawkins became the second Cougar to reach the 1,000-point plateau this season and 25th all-time with a 10-point game against UConn. Hawkins also became just the sixth player in program history to score 1,000 points and pull down at least 800 rebounds.

Angela Harris has become the latest Cougar to post 1,000 career-points after knocking down a three-pointer in the opening seconds of the fourth quarter on Feb. 5 against Temple.

Houston has three student-athletes reach the 1,000-point club at various points throughout the 2018-19 season. Three times in previous history, the Cougars have had two people reach the 1,000-point mark in the same season, most recently in 2009-10 when Courtney Taylor and Brittany Scott hit quadruple digits, however this is the first time Houston has had three student-athletes accomplish the feat in the same season.

GO UP AND GET IT

Houston's lone four-year senior, Serithia Hawkins, entered her final campaign on campus as one of Houston's top rebounders of all time. Hawkins ranks among the top-10 in each defensive rebounds (third; 581), offensive rebounds (first; 360) and total rebounds (fourth; 941). Hawkins became just the sixth player in school history to pull down 800 career rebounds, reaching the mark at George Mason. Hawkins grabbed her 900th rebound on Feb. 16 in a win over ECU becoming the fourth player in Houston history to reach 1,000 points and 900 rebounds.

A TOUGH SLATE

An astounding 15 of Houston's 29 regular-season contests in 2018-19 will be played against teams that qualified for the NCAA Postseason in 2017-18. The Cougars meet UConn (Final Four), Texas A&M (Sweet 16), USF, Florida Gulf Coast and Cal, who all made the NCAA Tournament a year ago, while facing WNIT teams in Georgia Tech, Louisiana Tech, New Mexico, East Tennessee State, George Mason, UCF and Cincinnati.

RIGHT WHERE THEY LEFT OFF

Houston established an incredibly tough lockdown defense in 2017-18, and they picked up right where they left off this season. Houston has forced at least 15 turnovers in 25 of its 30 games, including a program record 40 turnovers forced against Georgia Tech.

Houston would then go on to force 34 turnovers in the double-overtime game against New Mexico, and its turnovers forced per game average of 19.67 places them 32nd nationally and third in The American. The Cougars rank 55th in the nation in steals after collecting 284 this season, while their 9.5 steals per game ranks 54th in the NCAA.

A NEW HOME

Though Houston opened the season with its first three home games inside H&PE Arena on the campus of Texas Southern, the Houston Basketball program kicked off a new era, when they opened doors to the Fertitta Center for the first time on Dec. 6 against Texas A&M on ESPN2.

The Cougars called historic Hofheinz Pavilion their home from 1975-2017 before it was announced that the home of Houston basketball would undergo an extensive, \$60 million facelift. The Fertitta Center is named after Board of Regents Chairman, Tilman Fertitta, who's incredible donation made the renovation possible.

CAREER CHART TOPPERS (CONT.)

Where the current Cougars rank historically...

Free Throws Made	
1. Chandi Jones (2000-04)	578
...	
11. Cynthia Jackson (1989-93)	258
12. DeJuena Carter (1983-87)	253
13. Stacey Johnson (1991-95)	228
14. Toni Mooney (1980-84)	218
15. Sallie Routt (1987-89)	217
16. Pat Luckey (1993-96)	215
17. Barbara Anderson (1984-88)	214
18. Jasmyne Harris (2016-)	204
19. Kiemona Harris (2001-05)	203
20. Serithia Hawkins (2015-)	202

Field Goals Made

1. Chandi Jones (2000-04)	963
...	
13. ShaRonda Lasseter (1997-01)	483
14. Ann Moon (1977-81)	470
15. Sancho Lyttle (2003-05)	460
16. Barbara Anderson (1984-88)	454
17. Toni Mooney (1980-84)	444
18. Arlene Brown (1987-91)	442
19. Serithia Hawkins (2015-)	431
20. DeJuena Carter (1983-87)	423
21. Jasmyne Harris (2016-)	411

Assists

1. Porsche Landry (2008-13)	483
...	
10. Nicole Oliver (2000-04)	298
11. Barbara Anderson (1984-88)	297
12. Chandi Jones (2000-04)	285
13. Angela Harris (2016-)	279
14. Cozette Ealy (1985-89)	268
15. Alecia Smith (2012-16)	257
16. Jessica Shanklin (1999-01)	252
Cynthia Jackson (1989-93)	
252	
18. Carla Fountain (1986-88)	231
19. Jasmyne Harris (2016-)	230

Blocks

1. Darla Simpson (1988-92)	249
...	
14. Valerie Muoneke (2000-02)	70
15. Carla Fountain (1986-88)	67
16. Stephanie Edward (1989-93)	66
Serithia Hawkins (2015-)	
66	
17. Chandi Jones (2000-04)	65
19. Yasmeen Thompson (2012-14)	63
20. Margo Graham (1991-93)	62

Steals

1. Betty Darthard (1980-84)	348
...	
4. Vickey Finch (1979-83)	235
5. Porsche Landry (2008-13)	232
6. Angela Harris (2016-)	214
7. Courtney Taylor (2007-11)	212
8. Kip Anderson (1977-81)	210
9. Barbara Anderson (1984-88)	209
10. Chiara Combs (1995-99)	199

Minutes Played

1. Chandi Jones (2000-04)	4,019
2. Nicole Oliver (2000-04)	3,954
3. Serithia Hawkins (2016-)	3,763
3. Marche Amerson (2012-16)	3,719
5. Porsche Landry (2008-13)	3,659
6. Courtney Taylor (2007-11)	3,535

THE STARTING FIVE

Five names, numbers, news items and storylines that you need to know about Thursday's First-Round game

BACK TO BACK	The Cougars continued to make strides under Head Coach Ronald Hughey, making its second WNIT appearance in as many seasons.
RENEWED RIVALRY	The Cougars will face former Southwest Conference foe Arkansas in a series dating back to 1979. The game will also feature a reunion between the Cougars and former Athletic Director Hunter Yurachek
FROM DOWNTOWN	The Cougars continue to be a 3-point threat under Hughey. After setting the school record for 3-pointers made in each of the last two seasons, Houston has made 218 triples so far in 2018-19.
SCORE OFTEN SCORE FAST	Houston is a tough team offensively, currently ranking second in the conference in scoring offense with 67.8 ppg, only second to UConn.
HTOWN LOCKDOWN	Houston continues to play lockdown defense this season. The Cougars have forced at least 15 turnovers in 25 of its 30 games and their 19.67 forced per game ranks 32nd nationally.

Here's how Houston matches up in Thursday's WNIT first-round matchup with Arkansas:

- Houston enters Thursday's game with a 15-15 overall record and a 9-7 mark in American Athletic Conference play. Houston's nine conference wins match programs most wins in conference play since joining The American. The Cougars have played one game at a neutral site this season and are 7-11 in neutral sites in the Hughey era.
- Houston's Jasmyne Harris paces the Cougars in points per game with 16.2 per contest, while Dorian Branch also scores in double figures at 10.6 per night. Branch scored a career-high 21 points against ECU and has posted double-figures in six of the last seven contests. Octavia Barnes has scored at least one three-pointer in the last 21 games for the Cougars, posting double-figures in five of the last six contests and a career-high 24 points against Tulane.
- Houston is averaging 67.8 points per game on 39.9 percent shooting from the field and a 30.1 percent mark from beyond the 3-point line. The Cougars allow 67.8 points per game on defense while letting opponents shoot 41.8 percent and 31.5 percent from the field and beyond the arc, respectively.

STAT COMPARISON (per game)

2018-19	2018-19 Record	20-14
9-7	Conference Record	6-10
67.8	Points	72.6
67.8	Opp. Points	69.7
38.3	Rebounds	36.2
-1.1	Rebound Margin	-7.2
39.9%	FG%	39.2%
41.8%	Opp. FG%	41.8%
30.1%	3FG%	31.4%
31.5%	Opp. 3FG%	30.2%
63.4%	FT%	72.7%
13.5	Assists	11.4
18.6	Turnovers	11.5
3.6	Blocked Shots	3.9
9.5	Steals	8.6

- Serithia Hawkins leads Houston on the glass, pulling down 7.3 rebounds per game after matching a season-high with back-to-back games of 12 against Wichita State and Cincinnati. She recently became the fourth Cougar in program history to score 1,000 points and pull down 900 rebounds. Hawkins became the program's all-time leader in offensive rebounds with 360 for her career in The American Championships quarterfinals.
- Houston has been one of the most active defensive teams in the country this season, its 19.67 turnover forced per game places them 32nd nationally and third in The American. The Cougars rank 55th in the nation in steals after collecting 284 this season, while their 9.5 steals per game ranks 54th in the NCAA.
- Arkansas enters Thursday's contest with an 20-14 overall record, a 6-10 mark in SEC play. Arkansas defeated Georgia, South Carolina, and Texas A&M in the SEC tournament before falling to champion Mississippi State.
- Arkansas has three players averaging double figures in scoring this season, Chelsea Dungee paces the Razorbacks with 20.2 points per game to lead the team, Malica Monk is second on the team with 12.4 points per game.
- Arkansas is allowing opponents to score 69.7 points per game, allowing 41.8 percent shooting from the field and 30.2 percent from long-range.

THE SERIES

- Thursday's meeting is the 22nd all-time between the two teams in a series that dates back to 1979 and the Southwest Conference.
- Houston trails 8-14 in the all-time in the series, defeating the Razorbacks in the last meeting between the two program in 1991 in a 78-61.

HEAD COACH RONALD HUGHEY



Ronald Hughey

**LIMESTONE '06
5th SEASON**

- In his fifth season as the head coach of the University of Houston women's basketball program
- Hughey's fourth season in 2017-18 was a banner year for the Cougars that saw the squad make the postseason for the first time since 2010-11 with a berth in the Women's NIT. Under Hughey, Houston won 20 games for the 12th time in program history and finished fifth in the American Athletic Conference standings, the highest finish for the squad since joining the league.

- Hughey's third season at the helm of the Cougars was the 2016-17 campaign, where the Cougars took big strides toward becoming the powerhouse program of old. Hughey helped the Cougars double their win total, picking up 12 wins, including season-series sweeps of American Athletic Conference foes Tulsa and East Carolina. Hughey capped the season with an upset of the No. 7 seed Cincinnati in the American Championship First Round to register his first win in the postseason tournament.

- Hughey's second season leading the Cougars came in 2015-16 as he continued to build towards the future success of the program. Houston picked up wins over SMU and Rice for the second consecutive year while also collecting big wins against UCF and in-state rivals Incarnate Word and Texas A&M Corpus-Christi. The Cougars finished the 2015-16 season with a 4-2 record against teams from the Lone Star State.

- Hughey's first season at the helm came in 2014-15, as the first year head coach laid the foundation for future success. The Cougars knocked off in-state rivals SMU, UTSA and Rice during the season, which was highlighted by a 2-1 trip through the Athletes in Action Classic in Lubbock.

HUGHEY'S CAREER RECORD

	OVR.	AMERICAN	AMERICAN FINISH
2014-15	6-24	1-17	11th
2015-16	6-24	2-16	11th
2016-17	12-19	4-12	10th
2017-18	20-12	9-7	5th
2018-19	15-15	9-7	4th
Total	59-94	25-60	

HOUSTON COACHING STAFF



VICKY PICOTT
ASSOCIATE HEAD COACH

3rd Season ■ Rutgers '92



TAI DILLARD
ASSISTANT COACH

5th Season ■ Texas '03



JAMILA GANTER
ASSISTANT COACH

3rd Season ■ Texas A&M '07



KAILA CHIZER
GRADUATE ASSISTANT

1st Season ■ Houston '18




EDSEL HAMILTON
DIRECTOR FOR OPERATIONS

2nd Season ■ Baylor '09



LAMEISHA LIGONS
ASSOC. DIR. FOR OPERATIONS

2nd Season ■ Houston '16



ZACH COOPER
VIDEO COORDINATOR

1st Season ■ Central College '10

FERTITTA CENTER

OPENED DECEMBER 1, 2018

**FERTITTA CENTER QUICK FACTS**

Name	Fertitta Center
Location	3422 Cullen Blvd. Corner of Cullen Blvd. and Holman St.
Cost	\$60 million
Historic Donation	\$20 million from UH System Board of Regents Chairman Tilman J. Fertitta and his family.
Architects	PGAL and AECOM
General Contractor	Turner Construction
	<ul style="list-style-type: none"> ▪ Premium club area and courtside club. ▪ Reconfigured bowl with mid-court seating closer to game action. ▪ Floor-level seating opposite team benches for UH Students ▪ New audio system, sports lighting and video boards. ▪ New concession stands and expanded restrooms.

The University of Houston Men's and Women's Basketball programs will compete in a new game arena during the 2018-19 season when the Fertitta Center officially opens.

With the completion of the 2016-17 season, Hofheinz Pavilion underwent a \$60 million renovation. The renovation was made possible through a generous \$20 million donation from University of System Board of Regents Chairman Tilman J. Fertitta and his family in late August 2016.

The facility will feature a premium club area and a courtside club. The reconfigured bowl will move mid-court seating locations closer to game action with floor-level seating opposite the team benches for UH students. Renovations include a new audio system, sports lighting and video boards as well as new concession stands and expanded restrooms. The facility's exterior also will be refreshed.

Prominent to the center's exterior, the renovation will preserve the legacy of the Hofheinz family and its contributions to both UH and the city of Houston. UH will transform an area adjacent to the new facility into Hofheinz Plaza, where fans will be greeted by a bronze statue of former Harris County Judge Roy Hofheinz.

"This gift is personal. It represents a commitment from my family and me to support the University of Houston in its quest to strengthen our nationally competitive institution both in academics and athletics," Fertitta said. "Upgrading our athletics facilities shows we are serious about competing at the highest levels of collegiate sports for many years to come. I'm proud of where the University of Houston is today and I'm proud to make this investment in my university's future."

HOUSTON ONE-SHOTS

The one thing you need to know about each member of the Houston Basketball roster

#0 A. HARRIS		Became the 26th Cougar in school history to reach 1,000 points with a 11-point performance at Temple, Feb.5, 2019
#2 BARNES		Drained a career-high with 24 points, including six three-pointers in an overtime win over Tulane.
#3 BRANCH		Posted game-winner to clinch regular-season sweep over SMU at home, after posted career-high 21 points against Tulane on Feb. 16
#4 J. HARRIS		Became the 24th Cougar in school history to score 1,000-points with her 26-point performance against Georgia Tech.
#5 GLADNEY		A true point guard from Clear Springs High School averaged 18.4 points and 3.5 assists per game during her senior season.
#12 OKOENE		Pulled down a career-high 19 rebounds to go along with 12 points for her third career double-double in the game against New Mexico.
#22 WEST		West started 29 games down low for Houston, averaging 5.4 points and 4.3 rebounds per night.
#23 HAWKINS		Became just the second player in program history to score at least 1,000 points and pull down 900 rebounds with her 13-point effort vs. Tulane.
#30 HILL		Tabbed a career-high 18 points in the team's road win over East Tennessee State, earning Coog of the Game Honors.
#33 BLACKSHELL-FAIR		Led a Houston comeback over George Mason with a career-high 17 point night in Fairfax, Va.
#34 PEACE		Peace will miss the 2018-19 season due to transfer rules after joining the Cougars from Michigan.

LAST TIME OUT • MARCH 9, 2019 • HOUSTON 55, USF 72

HOUSTON –The Houston Cougars Women's basketball team fell, 72-55 in the 2019 American Athletic Conference Women's Basketball quarterfinals to fifth-seeded USF on Saturday afternoon at the Mohegan Sun Arena.

After earning its first, first-round bye in program-history since joining The American, the fifth-seed Cougars finish the season with a 15-15 mark, that includes a 9-7 record in conference play.

Houston came out of the gate aggressively, forcing six USF turnovers in the first period, and taking a 11-9 lead after the first 10 minutes of play. The frame was highlighted by five points from senior Serithia Hawkins who helped Houston outscore USF 8-0 in the paint.

With a two-point lead, the Cougars Julia Blackshell-Fair got to work, hitting a pair of jumpshots and dishing out a team-high four assists. Blackshell-Fair's favorite target was Alyssa Okoene who gave USF trouble underneath after scoring eight points, including a 4-of-5 from the free throw line. Houston would head into the break leading the Bulls 34-33.

Houston would score four quick baskets in the opening minute of the third quarter, followed by a 7-0 run from USF to give the Bulls a 46-38 advantage. Dorian Branch would hit a jumper, only to be followed up by eight unanswered USF points to force the Cougars to head to the fourth quarter trailing 54-40.

Branch would pace Houston, scoring 10 of her team-high 13 points in the fourth quarter. The Cougars would get as close as 16 points in the final frame, hitting 8-of-8 from the free throw line before eventually falling in a 72-55 decision to the Bulls.

GAME-BY-GAME STATISTICAL LEADERS AND NOTES

Who paced the Coogs in the their previous games? Find that here, plus the key notes about each game, past and future.

	Result	Att.	Points	Rebounds	Assists	Player of the Game
N6	at 24/RV California L, 78-80	1,246	J. Harris (17)	Branch (5)	A. Harris (4)	Tatyana Hill
<p>• Houston stormed back from down 12 in the fourth quarter, but came up just shy on a buzzer-beater.</p>						
N9	Georgia Tech W, 95-89 2OT 791	Two Tied (26)	Okoene (11)	J. Harris (8)	J. Harris/Branch/Okoene	
<p>• Houston needed two buzzer beaters to outlast Georgia Tech in overtime.</p>						
N14	at Louisiana Tech L, 88-100 OT	Two Tied (20)	Two Tied (7)	Branch (6)		N/A
<p>• Houston couldn't hang on despite a pair of 20-point scoring efforts against the Lady Techsters.</p>						
N16	at Incarnate Word W, 79-60	404	J. Harris (27)	Two Tied (5)	Gladney (6)	Hill/Blackshell-Fair
<p>• Despite playing without starting point guard Angela Harris, Houston cruised to its first road win of the season.</p>						
N18	Boston College L, 57-64	725	Hawkins (17)	Hawkins (11)	Branch (4)	N/A
<p>• Serithia Hawkins tabbed her 19th career double-double in the effort against the Eagles.</p>						
N21	at Columbia W, 83-72	348	Okoene (14)	Okoene (14)	J. Harris (5)	Okoene
<p>• Houston stormed into The Big Apple and defeated Columbia for the second-consecutive season.</p>						
N24	at New Mexico L, 85-89 2OT 802	J. Harris (28)	Okoene (19)	J. Harris (5)		J. Harris
<p>• Houston fell in double overtime despite double-doubles from Jasmyne Harris and Alyssa Okoene.</p>						
N28	at FGCU L, 71-76	---	A. Harris (16)	Hawkins (11)	Two Tied (2)	Hawkins
<p>• Houston's impressive fourth-quarter comeback fell just short in the first-ever matchup in the series.</p>						
D1	at ETSU W, 84-77	933	Hill (18)	Barnes (11)	Barnes (4)	Hill/Barnes
<p>• Houston opened the month of December with a comeback win after trailing by 11 early.</p>						
D6	Texas A&M L, 52-68	2,107	J. Harris (17)	Five Tied (3)	Two Tied (2)	N/A
<p>• The Cougars kicked off a new era of basketball inside the Fertitta Center.</p>						
D17	UT Arlington L, 61-65	831	J. Harris (14)	Hawkins (12)	J. Harris (5)	Hawkins
<p>• Houston dropped a heartbreaker despite Serithia Hawkins' 21st career double-double.</p>						
D21	at George Mason W, 66-56	602	Blackshell-Fair (17)	Okoene (12)	A. Harris (5)	Blackshell-Fair
<p>• Julia Blackshell-Fair's career-high 17 points sparked a second-half comeback for the Cougars in Fairfax, Va.</p>						
D30	at Southern Miss W, 61-44	1,093	J. Harris (15)	Hawkins (7)	Two Tied (4)	Branch
<p>• Houston wrapped the non-conference season with an impressive defensive performance in Hattiesburg, Miss.</p>						
J6	UConn* L, 61-81	3,644	Barnes (15)	Hawkins (8)	Two Tied (4)	Barnes
<p>• The Cougars forced UConn to commit a season-high 18 turnovers in the contest</p>						
J9	at SMU* W, 72-61	685	Branch (20)	Hawkins (8)	Two Tied (5)	Branch
<p>• Houston knocked down 12 3-pointers to win its third-consecutive game over the Mustangs.</p>						
J12	vs. Temple* W, 78-65	866	Blackshell-Fair (15)	A. Harris (7)	Two Tied (4)	Team
<p>• The Cougars won their second-straight matchup against the Owls.</p>						
J20	at Wichita St.* W, 66-58	1,457	A. Harris (23)	Hawkins (12)	Two Tied (5)	A. Harris
<p>• Houston matched its best 4-game start in American Athletic Conference play at 3-1 with the victory.</p>						
J23	at Cincinnati* L, 57-68	814	Blackshell-Fair (13)	Hawkins (12)	Two Tied (4)	N/A
<p>• A double-digit effort from Julia Blackshell-Fair wasn't enough as Houston fell to Cincinnati on the road</p>						
J26	Tulsa* W, 76-44	1185	Hill (17)	Two Tied (10)	Barnes (5)	Hill
<p>• Houston defeated Tulsa behind double-digit scoring efforts from Dorian Branch, Tatyana Hill, and Dorian Branch</p>						
J30	at UCF* L, 58-56	3306	Barnes (12)	Hawkins (5)	A. Harris (6)	N/A
<p>• Octavia Barnes and Tatyana Hill record second-straight double-digit efforts in loss</p>						
F2	SMU* W, 69-68 OT 1552	Branch (17)	Three tied (6)	A. Harris (6)		Branch
<p>• Last second jumpshot from Dorian Branch seals OT victory for the Cougars and regular-season sweep of SMU</p>						
F5	at Temple* L, 65-76	3287	Branch (17)	Hawkins (10)	A. Harris (5)	A. Harris
<p>• Angela Harris became third player this season to reach 1,000 points with an 11-point effort as Cougars fall on road</p>						
F10	at USF* W, 54-52	5507	Blackshell-Fair (17)	Okoene (9)	Harris (5)	Blackshell-Fair
<p>• The Bulls and Cougars were picked second and third, respectively in The American Preseason Coaches Poll.</p>						
F16	ECU* W, 63-52	836	Branch (21)	Two Tied (8)	Harris (4)	Branch
<p>• Houston defeats ECU behind Dorian Branch's career-high 21 points, Serithia Hawkins grabs 900th rebound</p>						
F20	Tulane* W, 83-82	1740	Barnes (24)	Hawkins (9)	Harris (11)	Barnes
<p>• In the Cougars sixth overtime game of the season Octavia Barnes dropped a career-high 24 points</p>						
F24	at Memphis* W, 59-57	657	Branch (17)	Two tied (8)	Branch (4)	Branch
<p>• Houston stormed back from an early deficit earning its fourth straight win and ninth conference victory.</p>						
F27	USF* L, 59-49	919	Harris (17)	Hawkins (9)	Branch (3)	Harris
<p>• The Cougars comeback falls short in only loss of the month of February</p>						
M2	at UConn* L, 83-61	10,167	Three tied (14)	Hawkins (8)	Hawkins (5)	Hawkins
<p>• The Cougars storm out to an early lead, but fall late in loss at UConn</p>						
M4	UCF* L, 59-50	911	Barnes (15)	Branch (9)	Harris (4)	Barnes
<p>• Cougars fall behind early and fall on senior night to UCF</p>						
M8	AAC Quart. L, 72-55	Branch (13)	Hawkins (8)	Blackshell-Fair (6)	Blackshell-Fair	Blackshell-Fair
<p>• Houston falls behind late in loss in the AAC Quarterfinals to USF</p>						

2018-19 AMERICAN STANDINGS

TEAM	CONF.	PCT.	OVERALL	PCT.
UConn	16-0	1.00	28-2	.933
UCF	13-3	.813	24-2	.828
Cincinnati	12-4	.750	20-9	.690
Houston	9-7	.563	15-14	.517
USF	7-9	.438	16-14	.533
Temple	7-9	.438	11-18	.379
Tulsa	6-10	.375	12-17	.414
ECU	6-10	.375	15-14	.517
SMU	5-11	.313	11-18	.379
Wichita State	5-11	.313	12-17	.414
Memphis	5-11	.313	10-19	.345
Tulane	5-11	.313	15-14	.517

2018-19 AMERICAN ATHLETIC CONFERENCE

PLAYERS OF THE WEEK

DATE	PLAYER
Nov. 13	Alyssa Okoene, Houston
Nov. 20	Laura Ferreira, USF
Nov. 27	Napheesa Collier, UConn
Dec. 4	Chrystian Williams, UConn
Dec. 11	Katie Lou Samuelson, UConn
Dec. 18	Ilmar'I Thomas, Cincinnati
Dec. 25	Katie Lou Samuelson, UConn
Jan. 1	Krystal Freeman, Tulane
Jan. 8	Krystal Freeman, Tulane
Jan. 15	Kay Kay Wright, UCF
Jan. 22	Ilmar'I Thomas, Cincinnati
Jan. 29	Napheesa Collier, UConn
Feb. 5	Mia Davis, Temple
Feb. 12	NaPheese Collier, UConn
Feb. 19	Napheese Collier, UConn
Feb. 26	Kay Kay Wright, UCF
Mar. 5	Ilmar'I Thomas, Cincinnati

2018-19 AMERICAN ATHLETIC CONFERENCE

ROOKIES OF THE WEEK

DATE	PLAYER
Nov. 13	Beatriz Jordao, USF
Nov. 20	Erin Gutierrez, Tulane
Nov. 27	Sydni Harvey, USF
Dec. 4	Kayla White, SMU
Dec. 11	Beatriz Jordao, USF
Dec. 18	Shyia Smith, Wichita State
Dec. 25	Christyn Williams, UConn
Jan. 1	Alexa Williamson, Temple
Jan. 8	Desiree Lewis, Tulsa
Jan. 15	Desiree Lewis, Tulsa
Jan. 22	Sydney Harvey, USF
Jan. 29	Tatyana Hill, Houston
Feb. 5	Jamirah Shutes, Memphis
Feb. 12	Marissa Mackins, Temple
Feb. 19	Christyn Williams, UConn
Feb. 26	Jamirah Shutes, Memphis
Mar. 5	Marissa Mackins, Temple







UPCOMING SCHEDULE - ALL TIMES ET






Thursday, March 21

Houston at Arkansas	7 p.m.	SECN+
---------------------	--------	-------

GAME-BY-GAME POINTS-REBOUNDS-ASSISTS

The key numbers for each member of the Cougar roster.

	#0 A. HARRIS	#2 BARNES	#3 BRANCH	#4 J. HARRIS	#5 GLADNEY	#12 OKOENE
						
N6 at Cal	12-4-4	2-1-0	10-5-1	17-1-1	0-0-0	7-2-0
N9 Georgia Tech	10-1-1	3-4-4	12-3-4	26-7-8	0-0-0	26-11-1
N14 at Louisiana Tech	13-2-2	8-6-2	4-4-6	20-7-4	0-1-2	11-6-0
N16 at Incarnate Word	DNP	3-0-1	11-2-4	27-5-3	3-1-6	4-1-0
N18 Boston College	13-5-0	2-1-0	3-5-4	15-5-3	0-0-0	5-7-0
N21 at Columbia	7-2-1	2-1-1	10-4-2	13-5-5	6-1-1	14-14-0
N24 New Mexico	12-2-3	6-2-1	4-0-0	28-9-5	0-1-1	12-19-1
N28 at Florida Gulf Coast	16-4-1	2-1-1	9-4-2	6-4-0	0-0-0	5-5-0
D1 at ETSU	15-2-1	6-11-4	13-4-2	5-3-2	8-0-1	10-2-0
D6 Texas A&M	0-1-1	13-3-1	5-2-0	17-3-2	0-1-1	2-3-0
D17 UT Arlington	13-6-3	7-9-1	9-8-1	14-6-5	0-0-1	DNP
D21 at George Mason	5-2-5	9-5-1	9-8-2	16-0-4	0-1-0	7-12-0
D30 at Southern Miss	8-3-0	7-3-4	11-5-4	15-3-3	0-0-0	6-3-0
J6 UConn*	4-1-2	15-2-0	4-3-2	8-1-1	0-0-0	4-3-0
J9 at SMU*	7-6-4	15-6-4	20-6-4	DNP	3-0-0	DNP
J12 Temple*	10-7-4	11-4-2	11-4-1	DNP	4-0-0	DNP
J20 at Wichita State*	23-4-5	13-7-0	6-2-5	DNP	0-0-1	2-2-0
J23 at Cincinnati*	9-1-1	9-4-1	7-7-4	DNP	2-1-0	2-0-0
J26 Tulsa*	5-3-1	13-8-5	15-10-2	DNP	8-3-3	2-0-0
J30 at UCF*	10-6-1	12-3-1	9-3-5	DNP	4-1-0	0-0-0
F2 SMU*	15-4-7	10-6-6	17-4-2	DNP	4-1-0	11-6-0
F5 at Temple*	11-4-5	7-0-1	17-4-3	DNP	2-2-2	6-2-0
F10 at USF*	6-0-5	11-4-0	7-2-1	DNP	2-2-0	5-9-0
F16 ECU*	7-4-4	9-8-1	21-4-3	DNP	2-1-2	4-6-0
F20 Tulane*	7-7-11	24-2-1	20-4-2	DNP	6-0-4	11-3-1
F24 at Memphis*	9-4-2	10-8-3	17-1-4	DNP	0-1-0	6-8-0
F27 USF*	17-5-2	12-1-1	2-3-3	DNP	0-0-0	4-5-0
M2 at UConn*	14-1-1	14-5-1	14-3-4	DNP	0-0-1	2-2-0
M4 UCF*	0-4-4	15-3-2	10-9-2	DNP	0-0-0	4-5-1
M8 AAC	2-0-0	8-1-0	13-3-1	DNP	5-3-0	10-6-0

	#22 WEST	#23 HAWKINS	#30 HILL	#33 BLACKSHELL-FAIR	#44 PEACE
					
N6 at Cal	4-2-0	12-3-1	6-4-0	4-3-3	DNP
N9 Georgia Tech	4-1-1	5-5-0	2-2-0	3-2-1	DNP
N14 at Louisiana Tech	6-1-0	20-7-2	DNP	3-2-2	DNP
N16 at Incarnate Word	0-1-0	6-4-0	9-5-1	8-3-2	DNP
N18 Boston College	0-0-0	17-11-1	0-1-0	2-2-0	DNP
N21 at Columbia	3-0-0	13-6-2	13-4-0	2-2-1	DNP
N24 New Mexico	0-0-0	13-4-1	0-0-0	0-2-0	DNP
N28 at Florida Gulf Coast	12-2-0	13-11-1	0-0-0	8-1-2	DNP
D1 at ETSU	4-4-1	0-6-1	18-3-0	5-8-2	DNP
D6 Texas A&M	0-0-0	5-3-2	4-3-0	6-2-0	DNP
D17 UT Arlington	2-1-0	13-12-0	1-2-0	2-3-0	DNP
D21 at George Mason	0-2-0	3-8-0	0-1-0	17-7-1	DNP
D30 at Southern Miss	8-4-0	0-7-0	2-2-0	4-13	DNP
J6 UConn*	2-1-0	10-8-1	9-2-0	5-3-4	DNP
J9 at SMU*	12-1-1	12-8-5	2-5-0	1-4-5	DNP
J12 Temple*	11-2-1	8-5-4	8-2-0	15-5-2	DNP
J20 at Wichita State*	DNP	8-12-4	2-4-0	12-4-2	DNP
J23 at Cincinnati*	DNP	8-12-4	8-4-0	13-3-2	DNP
J26 Tulsa*	DNP	9-10-4	17-4-0	7-8-4	DNP
J30 at UCF*	DNP	7-5-2	11-2-1	3-7-2	DNP
F2 SMU*	DNP	10-6-2	2-0-0	4-5-0	DNP
F5 at Temple*	DNP	15-10-3	1-3-0	6-8-2	DNP
F10 at USF*	DNP	6-8-3	0-1-0	17-2-0	DNP
F16 ECU*	DNP	12-8-2	4-4-1	4-2-2	DNP
F20 Tulane*	DNP	11-9-0	2-3-0	2-5-1	DNP
F24 at Memphis*	DNP	11-3-2	0-1-0	6-4-3	DNP
F27 USF*	DNP	4-9-1	4-4-0	6-2-0	DNP
M2 at UConn*	DNP	3-8-5	6-2-0	8-5-0	DNP
M4 UCF*	DNP	7-3-1	4-3-1	10-5-0	DNP
M8 AAC	DNP	8-8-2	5-3-0	4-1-6	DNP

HOUSTON'S STATISTICAL RANKINGS

THROUGH March 19, 2019

TEAM	VALUE (pg)	NCAA	American
Scoring Offense	67.8	115th	2nd
Scoring Defense	67.8	252nd	12th
Scoring Margin	+0.0	193rd	6th
Free Throw %	63.4	312th	9th
Field Goal %	39.9	185th	5th
Field Goal % Defense	41.8	267th	12th
3-Point Field Goal %	30.1	233rd	7th
3-Point FG% Defense	31.5	184th	10th
Rebounding Margin	-1.1	223rd	8th
Blocked Shots	109	131st	7th
Assists	406	156th	4th
Steals	284	66th	3rd
Steals Per Game	9.6	56th	3rd
Turnovers Forced	19.67	32nd	2nd
Turnover Margin	.93	134th	5th
Assist/Turnover Ratio	0.72	245th	9th
3-Point Field Goals	218	82nd	2nd

PLAYERS

PLAYERS	VALUE (pg)	NCAA	American
Rebounds Per Game			
Serithia Hawkins	7.3	213th	9th
Steals			
Angela Harris	67	69th	2nd
Steals Per Game			
Angela Harris	2.31	58th	2nd
Three-Point Field Goals Attempted			
Angela Harris	193	105th	4th
Blocked Shots Per Game			
Allysa Okoene	1.19	158th	7th
Rebounds Per Game			
Serithia Hawkins	7.3	211th	9th

HOUSTON'S INDIVIDUAL MILESTONE COUNT

LEADING SCORER	2018-19	Career
Jasmyne Harris	8	32
Angela Harris	4	24
Serithia Hawkins	2	16
Dorian Branch	7	10
Alyssa Okeone	2	2
Julia Blackshell-Fair	4	4
Tatyana Hill	2	2
Octavia Barnes	5	5

10+ POINTS IN A GAME	2018-19	Career
Jasmyne Harris	11	58
Serithia Hawkins	14	61
Angela Harris	15	55
Dorian Branch	16	36
Octavia Barnes	14	25
Alyssa Okeone	7	7
Myyah West	3	5
Julia Blackshell-Fair	6	8
Tatyana Hill	4	4

20+ POINTS IN A GAME	2018-19	Career
Jasmyne Harris	4	22
Angela Harris	1	10
Serithia Hawkins	1	4
Dorian Branch	3	4
Alyssa Okeone	1	1
Octavia Barnes	1	1

LEADING REBOUNDER	2018-19	Career
Serithia Hawkins	18	71
Jasmyne Harris	2	15
Alyssa Okeone	7	7
Myyah West	-	4
Octavia Barnes	4	7
Dorian Branch	3	5
Angela Harris	1	3
Julia Blackshell-Fair	-	1
Tatyana Hill	1	1

10+ REBOUNDS IN A GAME	2018-19	Career
Serithia Hawkins	7	35
Jasmyne Harris	-	7
Alyssa Okeone	4	4
Octavia Barnes	1	3
Dorian Branch	1	1

LEADING ASSISTANT	2018-19	Career
Jasmyne Harris	6	25
Angela Harris	10	30
Dorian Branch	8	17
Serithia Hawkins	5	13
Octavia Barnes	3	5
Julia Blackshell-Fair	4	5
Dymond Gladney	1	1

5+ ASSISTS	2018-19	CAREER
Jasmyne Harris	4	18
Angela Harris	7	16
Dorian Branch	2	8
Serithia Hawkins	2	4
Julia Blackshell-Fair	2	3
Octavia Barnes	1	2
Dymond Gladney	1	1

3+ BLOCKS	2018-19	CAREER
Serithia Hawkins	2	6
Jasmyne Harris	-	3
Alyssa Okeone	4	4
Myyah West	-	2
Dorian Branch	1	1
Tatyana Hill	1	1

3+ STEALS	2018-19	CAREER
Angela Harris	14	38
Serithia Hawkins	5	30
Jasmyne Harris	6	21
Dorian Branch	4	13
Julia Blackshell-Fair	3	4
Octavia Barnes	2	4
Dymond Gladney	1	1

DOUBLE-DOUBLES	2018-19	Career
Serithia Hawkins	4	22
Jasmyne Harris	1	7
Alyssa Okeone	3	3
Octavia Barnes	-	2
Dorian Branch	1	1

HOUSTON'S PRONUNCIATION GUIDE

pro-NUN-see-AY-shuns for every Cougar.

12	Alyssa Okeone	Oh-COE-Nee
21	Jaidah Stewart	Jay-DUH
22	Myyah West	My-UH
23	Serithia Hawkins	suh-REE-thee-uh
34	KeAsja Peace	Kee-AH-Juh
	Ronald Hughey	HEW-ee
	Tai Dillard	TIE
	Victoria Picott	Pike-IT
	Jamila Ganter	Juh-MILL-uh
	Kaila Chizer	Kay-LUH, Chai-ZUR
	Edsel Hamilton	Ed-ZULL
	LaMeisha Ligons	Luh-MEE-Shuh

2018-19 INDIVIDUAL STATISTICAL MILESTONES

A breakdown of each time a Cougar has crossed an important threshold this season.

20+ POINTS

28, Jasmyne Harris	11/24/18
27, Jasmyne Harris	11/16/18
26, Jasmyne Harris	11/9/18
26, Alyssa Okeone	11/9/18
23, Angela Harris	1/20/19
20, Jasmyne Harris	11/14/18
20, Serithia Hawkins	11/14/18
20, Dorian Branch	1/9/19
21, Dorian Branch	2/16/19
20, Dorian Branch	2/20/19
24, Octavia Barnes	2/20/19

10+ REBOUNDS

19, Alyssa Okeone	11/24/18
14, Alyssa Okeone	11/21/18
12, Serithia Hawkins	12/17/18
12, Alyssa Okeone	12/21/18
12, Serithia Hawkins	1/20/19
11, Alyssa Okeone	11/9/18
11, Serithia Hawkins	11/18/18
11, Serithia Hawkins	11/28/18
11, Octavia Barnes	12/1/18
12, Serithia Hawkins	01/23/18
10, Serithia Hawkins	01/26/19
10, Dorian Branch	01/26/19
10, Serithia Hawkins	02/05/19

5+ ASSISTS

8, Jasmyne Harris	11/9/18
6, Dymond Gladney	11/16/18
6, Dorian Branch	11/14/18
5, Jasmyne Harris	11/21/18
5, Jasmyne Harris	11/24/18
5, Jasmyne Harris	12/17/18
5, Angela Harris	12/21/18
5, Serithia Hawkins	1/9/19
5, Julia Blackshell-Fair	1/9/19
5, Angela Harris	1/20/19
5, Dorian Branch	1/20/19
5, Octavia Barnes	1/16/19
6, Angela Harris	1/31/19
6, Angela Harris	2/2/19
5, Angela Harris	02/05/19
5, Angela Harris	02/10/19
11, Angela Harris	2/20/19
5, Serithia Hawkins	3/2/19
6, Julia Blackshell-Fair	3/9/19

3+ BLOCKS

3, Dorian Branch	11/28/18
3, Serithia Hawkins	11/28/18
3, Alyssa Okeone	12/1/18
3, Tatyana Hill	1/9/19
3, Alyssa Okeone	1/20/19
3, Serithia Hawkins	1/26/19
3, Alyssa Okeone	02/10/19
4, Alyssa Okeone	02/24/19

3+ STEALS

10, Jasmyne Harris	11/24/18
6, Jasmyne Harris	11/9/18
6, Angela Harris	11/24/18
5, Jasmyne Harris	11/21/18
5, Angela Harris	12/1/18
4, Angela Harris	11/14/18
4, Julia Blackshell-Fair	11/14/18
4, Serithia Hawkins	11/18/18
4, Dorian Branch	11/28/18
4, Jasmyne Harris	11/21/18
3, Julia Blackshell-Fair	11/9/18
3, Serithia Hawkins	11/9/18
3, Dorian Branch	11/16/18
3, Angela Harris	11/18/18
3, Jasmyne Harris	11/18/18
3, Angela Harris	11/28/18
3, Jasmyne Harris	12/6/18
3, Octavia Barnes	12/6/18
3, Angela Harris	12/17/18
3, Octavia Barnes	1/6/19
3, Angela Harris	1/6/19
3, Angela Harris	1/12/19
3, Angela Harris	1/20/19
3, Serithia Hawkins	1/20/19
3, Dorian Branch	1/26/19
3, Dymond Gladney	1/26/19
4, Angela Harris	2/2/19
6, Angela Harris	02/10/19
3, Serithia Hawkins	2/16/19
3, Angela Harris	2/20/19
4, Serithia Hawkins	2/20/19
4, Julia Blackshell-Fair	2/20/19
3, Dorian Branch	02/24/19
3, Angela Harris	02/27/19
4, Angela Harris	3/9/19

DOUBLE-DOUBLES

26 pts, 11 rebs, Alyssa Okeone	11/9/18
17 pts, 11 rebs, Serithia Hawkins	11/18/18
14 pts, 14 rebs, Alyssa Okeone	11/21/18
12 pts, 19 rebs, Alyssa Okeone	11/24/18
28 pts, 10 stls, Jasmyne Harris	11/24/18
13 pts, 11 rebs, Serithia Hawkins	11/28/18
13 pts, 12 rebs, Serithia Hawkins	12/17/18
15 pts, 10 rebs, Dorian Branch	1/26/19
15 pts, 10 rebs, Serithia Hawkins	02/05/19

2018-19 SINGLE-GAME HIGHS & LOWS

The highest and lowest statistical outputs from Houston and its opponents throughout the season.

TEAM	HOUSTON	OPPONENTS
Points	Hi 95 ▪ vs. Georgia Tech, 11/9/18	100 ▪ Louisiana Tech ▪ 11/14/18
	Lo 49 ▪ vs. USF, 2/27/19	44 ▪ 2x, last Tulsa ▪ 1/26/19
Rebounds	Hi 53 ▪ vs. UT Arlington, 12/17/18	58 ▪ New Mexico ▪ 11/24/18
	Lo 27 ▪ vs USF, 3/9/19	29 ▪ 2x, last Wichita State ▪ 1/20/19
Offensive Rebounds	Hi 23 ▪ vs. Boston College, 11/18/18	28 ▪ UIW ▪ 11/16/18
	Lo 8 ▪ vs. Texas A&M, 12/6/18	8 ▪ 2x, last Temple ▪ 1/12/19
Defensive Rebounds	Hi 34 ▪ vs. UT Arlington, 12/17/18	40 ▪ New Mexico ▪ 11/24/18
	Lo 19 ▪ 2x, last vs. UConn, 1/6/19	18 ▪ Southern Miss ▪ 12/30/18
Assists	Hi 20 ▪ 4x, last vs Tulane, 2/20/19	22 ▪ Columbia ▪ 11/21/18
	Lo 7 ▪ 3x, last vs. USF, 2/27/19	10 ▪ 2x, last George Mason ▪ 12/21/18
Turnovers	Hi 27 ▪ 2x, last vs. UT Arlington, 12/17/18	40 ▪ Georgia Tech ▪ 11/9/18
	Lo 11 ▪ 3x last vs. USF, 2/27/19	11 ▪ at Temple ▪ 02/05/19
Steals	Hi 22 ▪ vs. New Mexico, 11/24/18	14 ▪ 2x, last UT Arlington ▪ 12/17/18
	Lo 4 ▪ 3x last UCF, 3/4/19	2 ▪ vs. USF ▪ 2/27/19
Blocks	Hi 10 ▪ at Florida Gulf Coast, 11/28/18	7 ▪ at Cincinnati ▪ 01/23/19
	Lo 1 ▪ 4x last vs. Temple, 1/12/19	1 ▪ 6x, last Tulsa ▪ 1/26/19
Personal Fouls	Hi 27 ▪ at Louisiana Tech, 11/14/18	29 ▪ Georgia Tech ▪ 11/9/18
	Lo 16 ▪ at Southern Miss, 12/30/18	13 ▪ UIW ▪ 11/16/18
Made Field Goals	Hi 35 ▪ at Louisiana Tech, 11/14/18	38 ▪ Georgia Tech ▪ 11/9/18
	Lo 18 ▪ vs. USF, 3/9/19	18 ▪ 2x last at USF ▪ 2/10/19
Field Goal Attempts	Hi 88 ▪ vs. Georgia Tech, 11/9/18	75 ▪ 2x, last SMU ▪ 2/2/19
	Lo 48 ▪ at UCF, 1/31/19	49 ▪ 2x, last vs USF ▪ 3/9/19
Field Goal %	Hi 50.8 ▪ at Columbia, 11/21/18	57.6 ▪ Georgia Tech ▪ 11/9/18
	Lo 32.4 ▪ vs. UT Arlington, 12/17/18	30.0 ▪ at USF ▪ 2/10/19
3-pt Field Goals	Hi 12 ▪ vs. SMU, 2/2/19	13 ▪ Columbia ▪ 11/21/18
	Lo 2 ▪ at Cincinnati ▪ 01/23/19	0 ▪ SMU ▪ 1/9/19
3-pt Field Goal Att.	Hi 44 ▪ vs. New Mexico, 11/24/18	31 ▪ Columbia ▪ 11/21/18
	Lo 10 ▪ at ETSU, 12/1/18	6 ▪ UCF ▪ 1/30/19
3-pt Field Goal %	Hi 50.0 ▪ at ETSU, 12/1/18	50.0 ▪ UCF ▪ 1/30/19
	Lo 8.3 ▪ at Cincinnati, 01/23/19	0.0 ▪ SMU ▪ 1/9/19
Made Free Throws	Hi 21 ▪ vs. Temple, 1/12/19	26 ▪ Cal ▪ 11/6/18
	Lo 2 ▪ vs. USF, 2/27/19	2 ▪ Tulsa ▪ 1/26/19
Free Throw Attempts	Hi 33 ▪ 2x, last vs. Temple, 1/12/19	31 ▪ Cal ▪ 11/6/18
	Lo 9 ▪ 3x, last vs. UConn, 1/6/19	6 ▪ Tulsa ▪ 1/26/19
Free Throw %	Hi 78.9 ▪ vs USF, 3/9/19	85.7 ▪ vs ETSU ▪ 12/1/18
	Lo 18.2 ▪ vs USF, 2/27/19	33.3 ▪ Tulsa ▪ 1/26/19
Winning Margin	32 ▪ vs. Tulsa, 1/26/19	20 ▪ UConn ▪ 1/6/19
Halftime Lead	30 ▪ vs. Tulsa, 1/26/19	21 ▪ UConn ▪ 1/6/19

PLAYER	HOUSTON	OPPONENTS
Points	28 ▪ Jasmyne Harris vs. New Mexico, 11/24/18	50 ▪ Kierra Anthony ▪ Louisiana Tech, 11/14/18
Rebounds	19 ▪ Alyssa Okoene vs. New Mexico, 11/24/18	13 ▪ 3x, last Jewel Triggs ▪ GMU, 12/21/18
Offensive Rebounds	8 ▪ Alyssa Okoene vs. New Mexico, 11/24/18	6 ▪ Starr Omozee ▪ UIW, 11/16/18
Defensive Rebounds	11 ▪ Alyssa Okoene vs. New Mexico, 11/24/18	11 ▪ Aisia Robertson ▪ New Mexico, 11/24/18
Assists	11 ▪ Angela Harris vs. Tulane, 2/20/19	11 ▪ Aisia Robertson ▪ New Mexico, 11/24/18
Turnovers	13 ▪ Jasmyne Harris vs. New Mexico, 11/24/18	13 ▪ Aisia Robertson ▪ New Mexico, 11/24/18
Steals	10 ▪ Jasmyne Harris vs. New Mexico, 11/24/18	8 ▪ Erica Haynes-Overton ▪ ETSU, 12/1/18
Blocks	4 ▪ IAllyssa Okoene at Memphis, 2/24/19	3 ▪ 3x, last Lexus Spears ▪ ETSU, 12/1/18
Made Field Goals	12 ▪ Jasmyne Harris vs. New Mexico, 11/24/18	17 ▪ Kierra Anthony ▪ Louisiana Tech, 11/14/18
Field Goal Attempts	30 ▪ Jasmyne Harris vs. Georgia Tech, 11/9/18	29 ▪ Kierra Anthony ▪ Louisiana Tech, 11/14/18
Field Goal %	83.3 ▪ 2x, last Myyah West at SMU, 1/9/19	80.0 ▪ Mia Davis ▪ Temple, 1/12/19
3-pt Field Goals	6 ▪ Octavia Barnes vs. Tulane, 2/20/19	4 ▪ 4x, last Chandler Ryan ▪ FGCU, 11/28/18
3-pt Field Goal Att.	19 ▪ Jasmyne Harris vs. Georgia Tech, 11/9/18	11 ▪ Taylor Stahly ▪ Louisiana Tech, 11/14/18
3-pt Field Goal %	100.0 ▪ 2x by Octavia Barnes, last at GMU 12/21/18	100.0 ▪ Sydnee McDonald ▪ UCF, 1/31/19
Made Free Throws	9 ▪ Dorian Branch, 3/9/19	14 ▪ Kierra Anthony ▪ Louisiana Tech, 11/14/18
Free Throw Attempts	12 ▪ 2x, last Myyah West vs. Temple, 1/12/19	14 ▪ Kierra Anthony ▪ Louisiana Tech, 11/14/18
Free Throw %	100.0 ▪ 3x last Serithia Hawkins at FGCU, 11/28/18	100.0 ▪ 7x, last ▪ Kornelia Wright ▪ UCF, 3/4/19
Minutes Played	48 ▪ Jasmyne Harris vs. New Mexico, 11/24/18	50 ▪ Lorela Cubaj ▪ Georgia Tech, 11/9/18

ASSOCIATED PRESS TOP-25 POLL

FINAL TEAM	RECORD	PTS
1. Baylor (28)	31-1	700
2. UConn	31-2	665
3. Notre Dame	30-3	648
4. Mississippi State	30-2	614
5. Louisville	29-3	579
6. Stanford	28-4	568
7. Oregon	29-4	531
8. Iowa	26-6	509
9. Maryland	28-4	456
10. NC State	26-5	450
11. Oregon State	24-7	376
12. Syracuse	24-8	324
13. Iowa State	25-8	312
14. Texas A&M	24-7	301
15. South Carolina	21-9	291
16. Gonzaga	28-4	284
17. Kentucky	24-7	261
18. Marquette	26-7	259
19. Miami	24-8	246
20. UCLA	20-12	131
21. Rice	28-3	103
22. Arizona State	20-10	100
23. Texas	23-9	82
24. DePaul	26-7	75
25. Florida State	23-8	67

Others receiving votes: Drake 54, South Dakota State 35, BYU 24, Florida Gulf Coast 14, Missouri 14, South Dakota 14, Kansas State 8, UCF 3, Quinnipiac 1, Wright State 1

USA TODAY COACHES POLL

FINAL TEAM	RECORD	PTS
1. Baylor (32)	31-1	800
2. UConn	31-2	764
3. Notre Dame	30-3	733
4. Mississippi State	30-2	705
5. Louisville	29-3	670
6. Stanford	28-4	641
7. Oregon	29-4	601
8. Iowa	26-6	585
9. Maryland	28-4	541
10. NC State	26-5	503
11. Oregon State	24-7	442
12. Syracuse	24-8	395
13. Iowa State	25-8	369
14. Gonzaga	28-4	332
15. Miami	24-8	327
16. Marquette	26-7	321
17. Kentucky	24-7	294
18. South Carolina	21-9	265
19. Texas A&M	24-7	222
20. Arizona State	20-10	191
21. DePaul	26-7	176
22. Florida State	23-8	148
23. Rice	28-3	75
24. UCLA	20-12	69
25. Texas	23-9	67

Others receiving votes: Texas 47, South Dakota State 33, Missouri 26, South Dakota 25, Boise State 19, Rutgers 5, UCF 4, Florida Gulf Coast 1, Michigan 1



#0 ANGELA HARRIS

GUARD • JUNIOR • 5-6
CYPRESS, TEXAS • CY-FAIR HS

HARRIS' SINGLE-GAME SUPERLATIVES

	SEASON	CAREER
Points	23 at Wichita State • 1/20/19	32 vs. ECU • 2/17/18
FG Made	7 vs. USF • 2/27/19	11 vs. ECU • 2/17/18
3FG Made	5 at Wichita State • 1/20/19	7 vs. ECU • 2/17/18
FT Made	8 at Wichita State • 1/20/19	8 at Wichita State • 1/20/19
Rebounds	7 vs. 2x last vs Tulane • 2/20/19	8, 2x last vs. ECU • 2/17/18
Assists	11, vs Tulane • 2/20/19	11, vs Tulane • 2/20/19
Steals	6, 2x last at USF • 2/10/19	7, 3x last vs. GMU • 12/21/17
Blocks	1, 4x last vs Tulane • 2/20/19	1, 4x last vs Tulane • 2/20/19
Minutes	42 vs. SMU • 2/2/19	42 vs. SMU • 2/2/19

Opponent	Date	gs	min	Total		3-Pointers		Free throws		Rebounds				pf	a	t/o	blk	stl	pts	avg	
				fg-fga	pct	3fg-fga	pct	ft-fga	pct	off	def	tot	avg								
at California	11/06/18	*	34	5-11	.455	2-7	.286	0-0	.000	0	4	4	4.0	3	4	1	0	0	12	12.0	
GEORGIA TECH	11/09/18	*	33	3-8	.375	3-7	.429	1-2	.500	0	1	1	2.5	5	1	2	0	1	10	11.0	
at Louisiana Tech	11/14/18	*	30	5-8	.625	3-6	.500	0-1	.000	0	2	2	2.3	5	2	3	1	4	13	11.7	
BOSTON COLLEGE	11/18/18	*	33	4-12	.333	2-8	.250	3-4	.750	1	4	5	3.0	3	0	2	1	3	13	12.0	
at Columbia	11/21/18	*	23	1-2	.500	1-2	.500	4-8	.500	0	2	2	2.8	4	1	2	0	0	7	11.0	
NEW MEXICO	11/24/18	*	41	4-18	.222	2-14	.143	2-3	.667	0	2	2	2.7	2	3	4	0	6	12	11.2	
at FGCU	11/28/18	*	28	6-15	.400	4-9	.444	0-0	.000	1	3	4	2.9	3	1	3	0	3	16	11.9	
at ETSU	12/01/18	*	28	4-9	.444	1-1	1.000	6-7	.857	1	1	2	2.8	2	1	5	0	5	15	12.3	
TEXAS A&M	12/06/18	*	18	0-4	.000	0-4	.000	0-0	.000	1	0	1	2.6	0	1	5	0	1	0	10.9	
UT ARLINGTON	12/17/18	*	30	5-11	.455	3-8	.375	0-0	.000	3	3	6	2.9	5	3	1	0	3	13	11.1	
at George Mason	12/21/18	*	22	2-11	.182	1-8	.125	0-0	.000	1	1	2	2.8	3	5	2	0	0	5	10.5	
at Southern Miss	12/30/18	*	20	3-9	.333	0-4	.000	2-2	1.000	0	3	3	2.8	1	0	4	0	1	8	10.3	
UCONN	01/06/19	*	34	2-12	.167	0-7	.000	0-0	.000	0	1	1	2.7	0	2	4	0	3	4	9.8	
at SMU	01/09/19	*	32	1-12	.083	1-11	.091	4-4	1.000	2	4	6	2.9	2	4	1	0	1	7	9.6	
TEMPLE	01/12/19	*	31	4-9	.444	0-2	.000	2-2	1.000	2	5	7	3.2	2	4	3	1	3	10	9.7	
at Wichita St.	01/20/19	*	30	5-12	.417	5-11	.455	8-9	.889	0	4	4	3.3	4	5	1	0	3	23	10.5	
at Cincinnati	01/23/19	*	29	4-13	.308	0-9	.000	1-1	1.000	0	1	1	3.1	4	1	3	0	1	9	10.4	
TULSA	01/26/19	*	21	2-9	.222	1-7	.143	0-0	.000	0	3	3	3.1	2	1	3	0	1	5	10.1	
at UCF	01/30/19	*	31	4-10	.400	2-4	.500	0-0	.000	0	1	1	3.0	2	6	2	0	2	10	10.1	
SMU	02/02/19	*	42	6-12	.500	3-8	.375	0-0	.000	1	3	4	3.1	0	7	6	0	4	15	10.4	
at Temple	02/05/19	*	33	4-11	.364	2-7	.286	1-2	.500	1	3	4	3.1	3	5	3	0	0	11	10.4	
at USF	2/10/19	*	30	1-8	.125	1-7	.143	3-4	.750	0	0	0	3.0	4	5	4	0	6	6	10.2	
EAST CAROLINA	02/16/19	*	31	3-9	.333	1-4	.250	0-0	.000	0	4	4	3.0	0	4	5	0	1	7	10.0	
TULANE	02/20/19	*	32	2-10	.200	0-7	.000	3-4	.750	1	6	7	3.2	3	11	6	1	4	7	9.9	
at Memphis	02/24/19	*	26	4-8	.500	0-3	.000	1-2	.500	0	4	4	3.2	2	2	8	0	0	9	9.9	
USF	02/27/19	*	33	7-17	.412	3-11	.273	0-0	.000	0	5	5	3.3	4	2	3	0	3	17	10.2	
at UConn	03/02/19	*	25	5-14	.357	3-10	.300	1-2	.500	0	1	1	3.2	1	1	4	0	2	14	10.3	
UCF	03/04/19	*	32	0-6	.000	0-4	.000	0-0	.000	1	3	4	3.2	2	4	6	0	2	0	9.9	
vs USF	03/09/19	*	26	1-5	.200	0-3	.000	0-0	.000	0	0	0	3.1	5	0	2	0	4	2	9.7	
Totals			29	858	97-295	.329	44-193	.228	42-57	.737	16	74	90	3.1	76	86	98	4	67	280	9.7

Games played: 29
Minutes/game: 29.6
Points/game: 9.7
FG Pct: 32.9
3FG Pct: 22.8
FT Pct: 73.7

Rebounds/game: 3.1
Assists/game: 3.0
Turnovers/game: 3.4
Assist/turnover ratio: 0.9
Steals/game: 2.3
Blocks/game: 0.1

HARRIS' CAREER STATISTICS

	GP	GS	Min	Avg	FG-FGA	Pct	3FG-FGA	Pct	FT-FTA	Pct	OR	DR	Reb	Avg	PF	FO	A	TO	B	S	Pts	Avg
2016-17	31	15	770	24.8	109-290	.376	52-177	.294	39-51	.765	19	53	72	2.3	88	3	79	88	0	54	309	10.0
2017-18	32	32	1068	33.4	164-398	.412	85-240	.354	65-95	.684	20	91	111	3.5	96	1	114	90	5	93	478	14.9
2018-19	29	29	858	29.6	97-295	.329	44-193	.228	42-57	.737	16	74	90	3.1	76	4	86	98	4	67	280	9.7
Total	92	76	2696	29.3	370-983	.376	181-610	.297	146-203	.719	55	218	273	3.0	260	8	279	276	9	214	1067	11.6



#2 OCTAVIA BARNES

FORWARD • SENIOR • 5-10
JACKSON, MISS. • HINDS CC

BARNES' UH SINGLE-GAME SUPERLATIVES

	SEASON	CAREER
Points	24 vs. Tulane • 2/20/19	24 vs. Tulane • 2/20/19
FG Made	8 vs. Tulane • 2/20/19	8 vs. Tulane • 2/20/19
3FG Made	6 vs. Tulane • 2/20/19	6 vs. Tulane • 2/20/19
FT Made	2, vs. Tulane • 2/20/19	6 at Boston College • 11/22/17
Rebounds	11 at ETSU • 12/1/18	11, 3x last at ETSU • 12/1/18
Assists	5, vs. Tulsa • 1/26/19	6 at Temple • 1/16/18
Steals	3, 2x last vs. UConn • 1/6/19	3, 3x last vs. UConn • 1/6/19
Blocks	1, 3x last at Wichita St. • 1/20/19	1, 7x last at Wichita St. • 1/20/19
Minutes	39 vs. Tulane • 2/20/19	44 at Tulane • 1/6/18

Opponent	Date	gs	min	Total		3-Pointers		Free throws		Rebounds				pf	a	t/o	blk	stl	pts	avg	
				fg-fga	pct	3fg-fga	pct	ft-fga	pct	off	def	tot	avg								
at California	11/06/18	*	13	1-6	.167	0-0	.000	0-0	.000	1	0	1	1.0	1	0	0	0	1	2	2.0	
GEORGIA TECH	11/09/18		16	1-3	.333	0-0	.000	1-4	.250	2	2	4	2.5	1	4	3	0	1	3	2.5	
at Louisiana Tech	11/14/18		15	4-6	.667	0-0	.000	0-1	.000	3	3	6	3.7	1	2	1	0	0	8	4.3	
at Incarnate Word	11/16/18		10	1-4	.250	1-1	1.000	0-0	.000	0	0	0	2.8	2	1	1	0	0	3	4.0	
BOSTON COLLEGE	11/18/18		6	1-2	.500	0-0	.000	0-0	.000	1	0	1	2.4	0	0	1	0	0	2	3.6	
at Columbia	11/21/18		14	1-3	.333	0-0	.000	0-0	.000	0	1	1	2.2	2	1	1	0	1	2	3.3	
NEW MEXICO	11/24/18		10	3-4	.750	0-0	.000	0-0	.000	0	2	2	2.1	1	1	0	0	1	6	3.7	
at FGCU	11/28/18		11	1-1	1.000	0-0	.000	0-0	.000	1	0	1	2.0	1	1	1	0	0	2	3.5	
at ETSU	12/01/18		22	3-7	.429	0-0	.000	0-0	.000	4	7	11	3.0	2	4	3	1	1	6	3.8	
TEXAS A&M	12/06/18		24	5-8	.625	3-3	1.000	0-0	.000	1	2	3	3.0	1	1	1	1	3	13	4.7	
UT ARLINGTON	12/17/18		32	3-10	.300	1-3	.333	0-0	.000	5	4	9	3.5	3	1	4	0	0	7	4.9	
at George Mason	12/21/18	*	22	3-4	.750	3-3	1.000	0-0	.000	2	3	5	3.7	4	1	3	0	0	9	5.3	
at Southern Miss	12/30/18	*	29	3-5	.600	1-2	.500	0-0	.000	0	3	3	3.6	3	4	2	0	1	7	5.4	
UConn	01/06/19	*	26	6-16	.375	3-8	.375	0-0	.000	0	2	2	3.5	1	0	1	0	3	15	6.1	
at SMU	01/09/19	*	35	5-10	.500	4-6	.667	1-2	.500	1	5	6	3.7	4	4	4	0	2	15	6.7	
TEMPLE	01/12/19	*	30	4-6	.667	3-4	.750	0-0	.000	1	3	4	3.7	4	2	2	0	2	11	6.9	
at Wichita St.	01/20/19	*	32	5-13	.385	3-9	.333	0-0	.000	1	6	7	3.9	3	0	6	1	1	13	7.3	
at Cincinnati	01/23/19	*	34	4-15	.267	1-4	.250	0-0	.000	3	1	4	3.9	2	1	1	0	1	9	7.4	
TULSA	01/26/19	*	29	4-7	.571	3-4	.750	2-4	.500	0	8	8	4.1	2	5	1	0	1	13	7.7	
at UCF	01/30/19	*	29	3-9	.333	2-5	.400	4-4	1.000	1	2	3	4.1	3	1	2	0	0	12	7.9	
SMU	02/02/19	*	34	4-11	.364	2-9	.222	0-0	.000	1	5	6	4.1	2	6	4	1	0	10	8.0	
at Temple	02/05/19	*	38	3-12	.250	1-4	.250	0-0	.000	0	0	0	4.0	2	1	2	0	1	7	8.0	
at USF	2/10/19	*	25	4-11	.364	2-3	.667	1-2	.500	1	3	4	4.0	2	0	1	0	0	11	8.1	
EAST CAROLINA	02/16/19	*	30	4-8	.500	1-2	.500	0-0	.000	3	5	8	4.1	0	1	0	0	1	9	8.1	
TULANE	02/20/19	*	39	8-14	.571	6-9	.667	2-2	1.000	0	2	2	4.0	3	1	4	0	1	24	8.8	
at Memphis	02/24/19	*	39	4-13	.308	1-6	.167	1-2	.500	3	5	8	4.2	2	3	0	2	1	10	8.8	
USF	02/27/19	*	29	4-10	.400	4-7	.571	0-0	.000	0	1	1	4.1	2	1	0	0	0	12	8.9	
at UConn	03/02/19	*	34	5-16	.313	4-10	.400	0-2	.000	1	4	5	4.1	3	1	1	0	0	14	9.1	
UCF	03/04/19	*	37	5-15	.333	3-10	.300	2-2	1.000	0	3	3	4.1	1	2	5	0	0	15	9.3	
vs USF	03/09/19	*	27	3-8	.375	1-3	.333	1-2	.500	1	0	1	4.0	5	0	2	0	0	8	9.3	
Totals			20	771	105-257	.409	53-115	.461	15-27	.556	37	82	119	4.0	63	50	57	6	23	278	9.3

Games played: 30
Minutes/game: 25.7
Points/game: 9.3
FG Pct: 40.9
3FG Pct: 46.1
FT Pct: 55.6

Rebounds/game: 4.0
Assists/game: 1.7
Turnovers/game: 1.9
Assist/turnover ratio: 0.9
Steals/game: 0.8
Blocks/game: 0.2

BARNES' UH CAREER STATISTICS

	GP	GS	Min	Avg	FG-FGA	Pct	3FG-FGA	Pct	FT-FTA	Pct	OR	DR	Reb	Avg	PF	FO	A	TO	B	S	Pts	Avg
2017-18	32	4	757	23.7	92-233	.395	0-4	.000	45-68	.662	50	94	144	4.5	87	2	45	75	4	36	229	7.2
2018-19	30	20	771	25.7	105-257	.409	53-115	.461	15-27	.556	37	82	119	4.0	63	1	50	57	6	23	278	9.3
Total	62	24	1528	24.6	197-490	.402	53-119	.445	60-95	.632	87	176	263	4.2	150	3	95	132	10	59	507	8.2



#3

DORIAN BRANCH

FORWARD • JUNIOR • 5-10
DALLAS, TEXAS • RICHARDSON HS

BRANCH'S UH SINGLE-GAME SUPERLATIVES

	SEASON	CAREER
Points	20 at SMU • 1/9/19	20, 2x last at SMU • 1/9/19
FG Made	7 at SMU • 1/9/19	7, 4x, last at SMU • 1/9/19
3FG Made	4, 2x last vs Tulane • 2/20/19	6 vs. Texas Tech • 12/3/17
FT Made	3, 2x last vs. Texas A&M • 12/6/18	5 at Wichita State • 2/3/17
Rebounds	10, vs. Tulsa • 1/26/19	10, vs. Tulsa • 1/26/19
Assists	6 at Louisiana Tech • 11/14/18	6 at Louisiana Tech • 11/14/18
Steals	4 at Florida Gulf Coast • 11/28/18	5 vs. Incarnate Word • 12/18/17
Blocks	3 at Florida Gulf Coast • 11/28/18	3 at Florida Gulf Coast • 11/28/18
Minutes	46 vs. Georgia Tech • 11/9/18	46 vs. Georgia Tech • 11/9/18

Opponent	Date	gs	min	Total		3-Pointers		Free throws		Rebounds				pf	a	t/o	blk	stl	pts	avg	
				fg-fga	pct	3fg-fga	pct	ft-fta	pct	off	def	tot	avg								
at California	11/06/18	*	35	4-8	.500	1-3	.333	1-2	.500	2	3	5	5.0	1	1	1	1	0	10	10.0	
GEORGIA TECH	11/09/18	*	46	4-11	.364	2-6	.333	2-2	1.000	0	3	3	4.0	2	4	4	1	2	12	11.0	
at Louisiana Tech	11/14/18	*	39	2-10	.200	0-6	.000	0-0	.000	1	3	4	4.0	4	6	4	0	0	4	8.7	
at Incarnate Word	11/16/18	*	24	4-11	.364	3-6	.500	0-0	.000	1	1	2	3.5	4	4	2	0	3	11	9.3	
BOSTON COLLEGE	11/18/18	*	35	1-9	.111	1-8	.125	0-0	.000	3	2	5	3.8	3	4	3	1	0	3	8.0	
at Columbia	11/21/18	*	30	4-11	.364	0-4	.000	2-2	1.000	1	3	4	3.8	1	2	2	1	2	10	8.3	
NEW MEXICO	11/24/18	*	30	1-6	.167	0-4	.000	2-2	1.000	0	0	0	3.3	4	0	3	1	1	4	7.7	
at FGCU	11/28/18	*	31	3-7	.429	0-2	.000	3-3	1.000	0	4	4	3.4	3	2	1	3	4	9	7.9	
at ETSU	12/01/18	*	34	5-9	.556	1-4	.250	2-4	.500	1	3	4	3.4	3	2	1	0	1	13	8.4	
TEXAS A&M	12/06/18	*	31	1-5	.200	0-4	.000	3-4	.750	0	2	2	3.3	4	0	2	0	2	5	8.1	
UT ARLINGTON	12/17/18	*	39	4-13	.308	1-8	.125	0-0	.000	3	5	8	3.7	3	1	2	0	1	9	8.2	
at George Mason	12/21/18		24	3-10	.300	2-6	.333	1-1	1.000	3	5	8	4.1	1	2	2	0	0	9	8.3	
at Southern Miss	12/30/18		27	4-5	.800	3-4	.750	0-0	.000	1	4	5	4.2	1	4	0	0	1	11	8.5	
UCONN	01/06/19		23	1-3	.333	1-2	.500	1-2	.500	0	3	3	4.1	1	2	1	0	1	4	8.1	
at SMU	01/09/19	*	35	7-14	.500	4-6	.667	2-2	1.000	2	4	6	4.2	1	1	4	2	1	20	8.9	
TEMPLE	01/12/19	*	36	4-9	.444	2-6	.333	1-2	.500	0	4	4	4.2	0	1	1	0	0	11	9.1	
at Wichita St.	01/20/19	*	24	2-8	.250	2-7	.286	0-0	.000	1	1	2	4.1	2	5	1	0	1	6	8.9	
at Cincinnati	01/23/19	*	34	2-11	.182	0-4	.000	2-2	1.000	3	4	7	4.2	3	4	0	0	2	6	8.7	
TULSA	01/26/19	*	34	5-11	.455	3-4	.750	2-2	1.000	4	6	10	4.5	3	2	3	0	3	15	9.1	
at UCF	01/30/19	*	35	4-7	.571	1-3	.333	0-0	.000	1	2	3	4.5	3	5	3	1	0	9	9.1	
SMU	02/02/19	*	40	6-14	.429	5-9	.556	0-0	.000	0	4	4	4.4	0	2	3	0	1	17	9.4	
at Temple	02/05/19	*	40	6-15	.400	3-6	.500	2-5	.400	3	1	4	4.4	1	3	1	0	1	17	9.8	
at USF	2/10/19	*	34	2-8	.250	0-3	.000	3-4	.750	0	2	2	4.3	1	1	1	2	1	7	9.7	
EAST CAROLINA	02/16/19	*	36	8-12	.667	3-5	.600	2-2	1.000	3	1	4	4.3	2	3	3	0	0	21	10.1	
TULANE	02/20/19	*	41	7-12	.583	4-6	.667	2-4	.500	2	2	4	4.3	3	2	2	0	1	20	10.5	
at Memphis	02/24/19	*	38	5-10	.500	4-5	.800	3-5	.600	0	1	1	4.2	2	4	0	0	3	17	10.8	
USF	02/27/19	*	38	1-9	.111	0-7	.000	0-1	.000	1	2	3	4.1	1	3	1	1	0	2	10.4	
at UConn	03/02/19	*	28	5-9	.556	3-6	.500	1-2	.500	1	2	3	4.1	4	4	6	0	1	14	10.6	
UCF	03/04/19	*	40	4-12	.333	2-7	.286	0-1	.000	3	6	9	4.2	2	2	3	0	1	10	10.6	
vs USF	03/09/19	*	35	2-9	.222	0-4	.000	9-10	.900	1	2	3	4.2	3	1	3	0	1	13	10.6	
Totals			27	1016	111-288	.385	51-155	.329	46-64	.719	41	85	126	4.2	66	77	63	14	35	319	10.6

Games played: 30
Minutes/game: 33.9
Points/game: 10.6
FG Pct: 38.5
3FG Pct: 32.9
FT Pct: 71.9

Rebounds/game: 4.2
Assists/game: 2.6
Turnovers/game: 2.1
Assist/turnover ratio: 1.2
Steals/game: 1.2
Blocks/game: 0.5

BRANCH'S UH CAREER STATISTICS

Year	GP	GS	Min	Avg	FG-FGA	Pct	3FG-FGA	Pct	FT-FTA	Pct	OR	DR	Reb	Avg	PF	FO	A	TO	B	S	Pts	Avg
2016-17	29	8	498	17.2	35-86	.407	6-31	.194	11-1	.786	15	42	57	2.0	46	0	41	44	8	20	87	3.0
2017-18	32	31	1085	33.9	113-281	.402	55-155	.355	28-38	.737	24	73	97	3.0	85	4	87	89	8	51	309	9.7
2018-19	30	27	1016	33.9	111-288	.385	51-155	.329	46-64	.719	41	85	126	4.2	66	0	77	63	14	35	319	10.6
Total	91	66	2599	28.6	259-655	.395	112-341	.328	85-116	.733	80	200	280	3.1	197	4	205	196	30	106	715	7.9



#4 JASMYNE HARRIS

GUARD • JUNIOR • 5-8
FREEPORT, TEXAS • BRAZOSPORT HS

HARRIS' SINGLE-GAME SUPERLATIVES

	SEASON	CAREER
Points	28 vs. New Mexico • 11/24/18	34 at Tulane • 1/6/18
FG Made	12 vs. New Mexico • 11/24/18	12, 2x last vs. Cincinnati • 1/10/18
3FG Made	5 at UIW • 11/16/18	7 vs. Memphis • 2/8/18
FT Made	6 vs. Georgia Tech • 11/9/18	11, 2x last at ECU • 1/20/18
Rebounds	9 vs. New Mexico • 11/24/18	11, 4x last at Tulane • 1/6/18
Assists	8 vs. Georgia Tech • 11/9/18	9 vs. Columbia • 12/28/17
Steals	10 vs. New Mexico • 11/24/18	10 vs. New Mexico • 11/24/18
Blocks	2, 2x last at FGCU • 11/28/18	4 at Texas State • 11/28/17
Minutes	48 vs. New Mexico • 11/24/18	48 vs. New Mexico • 11/24/18

Opponent	Date	gs	min	Total		3-Pointers		Free throws		Rebounds				pf	a	t/o	blk	stl	pts	avg	
				fg-fga	pct	3fg-fga	pct	ft-fa	pct	off	def	tot	avg								
at California	11/06/18	*	28	5-14	.357	2-8	.250	5-5	1.000	0	1	1	1.0	4	1	5	0	2	17	17.0	
GEORGIA TECH	11/09/18	*	47	8-30	.267	4-19	.211	6-12	.500	4	3	7	4.0	2	8	7	2	6	26	21.5	
at Louisiana Tech	11/14/18	*	28	8-12	.667	4-6	.667	0-0	.000	3	4	7	5.0	4	6	1	2	20	21.0		
at Incarnate Word	11/16/18	*	38	9-19	.474	5-13	.385	4-5	.800	2	3	5	5.0	1	3	4	0	1	27	22.5	
BOSTON COLLEGE	11/18/18	*	32	6-15	.400	1-5	.200	2-4	.500	4	1	5	5.0	5	3	8	1	3	15	21.0	
at Columbia	11/21/18	*	28	5-13	.385	1-5	.200	2-2	1.000	1	4	5	5.0	4	5	3	0	5	13	19.7	
NEW MEXICO	11/24/18	*	48	12-26	.462	3-15	.200	1-5	.200	2	7	9	5.6	4	5	13	1	10	28	20.9	
at FGCU	11/28/18	*	38	2-8	.250	0-2	.000	2-4	.500	1	3	4	5.4	2	0	6	2	2	6	19.0	
at ETSU	12/01/18	*	19	1-6	.167	1-2	.500	2-2	1.000	0	3	3	5.1	2	2	6	1	2	5	17.4	
TEXAS A&M	12/06/18	*	38	6-14	.429	3-10	.300	2-3	.667	0	3	3	4.9	2	2	6	1	3	17	17.4	
UT ARLINGTON	12/17/18	*	41	5-19	.263	2-13	.154	2-2	1.000	0	6	6	5.0	4	5	2	0	2	14	17.1	
at George Mason	12/21/18	*	27	5-18	.278	4-13	.308	2-2	1.000	0	0	0	4.6	2	4	4	0	4	16	17.0	
at Southern Miss	12/30/18	*	26	6-10	.600	3-7	.429	0-1	.000	2	1	3	4.5	2	3	3	1	2	15	16.8	
UCONN	01/06/19	*	15	3-5	.600	2-4	.500	0-0	.000	0	1	1	4.2	2	1	4	0	1	8	16.2	
Totals			14	453	81-209	.388	35-122	.287	30-47	.638	19	40	59	4.2	40	46	77	10	45	227	16.2

Games played: 14
Minutes/game: 32.4
Points/game: 16.2
FG Pct: 38.8
3FG Pct: 28.7
FT Pct: 63.8

Rebounds/game: 4.2
Assists/game: 3.3
Turnovers/game: 5.5
Assist/turnover ratio: 0.6
Steals/game: 3.2
Blocks/game: 0.7

HARRIS' CAREER STATISTICS

	GP	GS	Min	Avg	FG-FGA	Pct	3FG-FGA	Pct	FT-FTA	Pct	OR	DR	Reb	Avg	PF	FO	A	TO	B	S	Pts	Avg
2016-17	31	12	871	28.1	116-300	.387	49-153	.320	70-108	.648	57	111	168	5.4	68	1	69	86	14	40	351	11.3
2017-18	31	28	1027	33.1	214-500	.428	77-213	.362	104-166	.627	36	129	165	5.3	96	4	115	127	16	64	609	19.6
2018-19	14	14	453	32.4	81-209	.388	35-122	.287	30-47	.638	19	40	59	4.2	40	1	46	77	10	45	227	16.2
TOTAL	76	54	2351	30.9	411-1009	.407	161-488	.330	204-321	.636	112	280	392	5.2	204	6	230	290	40	149	1187	15.6



#5 DYMOND GLADNEY

GUARD • FRESHMAN • 5-3
LOS ANGELES, CALIF. • CLEAR SPRINGS HS

GLADNEY'S SINGLE-GAME SUPERLATIVES

	SEASON	CAREER
Points	8 at ETSU • 12/1/18	8 at ETSU • 12/1/18
FG Made	3, 2x last at ETSU • 12/1/18	3, 2x last at ETSU • 12/1/18
3FG Made	2 at ETSU • 12/1/18	2 at ETSU • 12/1/18
FT Made	--- ■ ---	--- ■ ---
Rebounds	1, 6x last at GMU • 12/21/18	1, 6x last at GMU • 12/21/18
Assists	6 at UIW • 11/16/18	6 at UIW • 11/16/18
Steals	3, vs. Tulsa • 1/26/19	3, vs. Tulsa • 1/26/19
Blocks	--- ■ ---	--- ■ ---
Minutes	19 at UIW • 11/16/18	19 at UIW • 11/16/18

Opponent	Date	gs	min	Total		3-Pointers		Free throws		Rebounds				pf	a	t/o	blk	stl	pts	avg	
				fg-fga	pct	3fg-fga	pct	ft-fa	pct	off	def	tot	avg								
at California	11/06/18		3	0-3	.000	0-0	.000	0-0	.000	0	0	0	0.0	1	0	0	0	0	0	0.0	
GEORGIA TECH	11/09/18		2	0-1	.000	0-1	.000	0-0	.000	0	0	0	0.0	0	0	0	0	0	0	0.0	
at Louisiana Tech	11/14/18		8	0-1	.000	0-1	.000	0-0	.000	0	1	1	0.3	2	2	1	0	1	0	0.0	
at Incarnate Word	11/16/18 *	19	19	1-7	.143	1-7	.143	0-0	.000	0	1	1	0.5	2	6	1	0	1	3	0.8	
BOSTON COLLEGE	11/18/18		2	0-2	.000	0-1	.000	0-0	.000	0	0	0	0.4	0	0	0	0	0	0	0.6	
at Columbia	11/21/18		13	3-6	.500	0-2	.000	0-0	.000	1	0	1	0.5	0	1	1	0	1	6	1.5	
NEW MEXICO	11/24/18		6	0-0	.000	0-0	.000	0-0	.000	0	1	1	0.6	0	1	1	0	0	0	1.3	
at FGCU	11/28/18		5	0-2	.000	0-1	.000	0-0	.000	0	0	0	0.5	1	0	0	0	0	0	1.1	
at ETSU	12/01/18		12	3-5	.600	2-2	1.000	0-0	.000	0	0	0	0.4	0	1	2	0	1	8	1.9	
TEXAS A&M	12/06/18		5	0-2	.000	0-0	.000	0-0	.000	0	1	1	0.5	0	1	0	0	0	0	1.7	
UT ARLINGTON	12/17/18		6	0-2	.000	0-1	.000	0-0	.000	0	0	0	0.5	1	1	2	0	0	0	1.5	
at George Mason	12/21/18		5	0-0	.000	0-0	.000	0-0	.000	0	1	1	0.5	0	0	1	0	0	0	1.4	
at Southern Miss	12/30/18		5	0-1	.000	0-0	.000	0-0	.000	0	0	0	0.5	0	0	1	0	0	0	1.3	
UCONN	01/06/19		4	0-1	.000	0-1	.000	0-0	.000	0	0	0	0.4	1	0	1	0	1	0	1.2	
at SMU	01/09/19		8	1-2	.500	1-2	.500	0-0	.000	0	0	0	0.4	0	0	0	0	0	3	1.3	
TEMPLE	01/12/19		9	2-3	.667	0-0	.000	0-0	.000	0	0	0	0.4	1	0	1	0	1	4	1.5	
at Wichita St.	01/20/19		10	0-1	.000	0-1	.000	0-0	.000	0	0	0	0.4	1	1	4	0	0	0	1.4	
at Cincinnati	01/23/19		5	1-4	.250	0-3	.000	0-0	.000	1	0	1	0.4	0	0	0	0	0	2	1.4	
TULSA	01/26/19		19	4-8	.500	0-1	.000	0-4	.000	1	2	3	0.5	1	3	2	0	3	8	1.8	
at UCF	01/30/19		9	2-2	1.000	0-0	.000	0-0	.000	0	1	1	0.6	0	0	3	0	1	4	1.9	
SMU	02/02/19		3	0-1	.000	0-0	.000	0-0	.000	0	0	0	0.5	1	0	0	0	1	0	1.8	
at Temple	02/05/19		7	1-3	.333	0-1	.000	0-0	.000	1	1	2	0.6	0	2	0	0	0	2	1.8	
at USF	2/10/19		12	1-3	.333	0-0	.000	0-0	.000	1	1	2	0.7	2	0	1	0	0	2	1.8	
EAST CAROLINA	02/16/19		14	1-1	1.000	0-0	.000	0-0	.000	0	1	1	0.7	1	2	3	0	1	2	1.8	
TULANE	02/20/19		15	2-7	.286	0-3	.000	2-2	1.000	0	0	0	0.6	1	4	0	0	1	6	2.0	
at Memphis	02/24/19		2	0-0	.000	0-0	.000	0-0	.000	0	1	1	0.7	0	0	1	0	0	0	1.9	
USF	02/27/19		3	0-0	.000	0-0	.000	0-0	.000	0	0	0	0.6	0	0	1	0	0	0	1.9	
at UConn	03/02/19		12	0-2	.000	0-1	.000	0-0	.000	0	0	0	0.6	0	1	0	0	0	0	1.8	
UCF	03/04/19		2	0-0	.000	0-0	.000	0-0	.000	0	0	0	0.6	0	0	0	0	0	0	1.7	
vs USF	03/09/19		14	2-8	.250	1-1	1.000	0-0	.000	1	2	3	0.7	2	0	0	0	0	5	1.8	
Totals			1	239	24-78	.308	5-30	.167	2-6	.333	6	14	20	0.7	18	26	27	0	13	55	1.8

Games played: 30
Minutes/game: 8.0
Points/game: 1.8
FG Pct: 30.8
3FG Pct: 16.7
FT Pct: 33.3

Rebounds/game: 0.7
Assists/game: 0.9
Turnovers/game: 0.9
Assist/turnover ratio: 1.0
Steals/game: 0.4

GLADNEY'S UH CAREER STATISTICS

	GP	GS	Min	Avg	FG-FGA	Pct	3FG-FGA	Pct	FT-FTA	Pct	OR	DR	Reb	Avg	PF	FO	A	TO	B	S	Pts	Avg
2018-19	30	1	239	8.0	24-78	.308	5-30	.167	2-6	.333	6	14	20	0.7	18	0	26	27	0	13	55	1.8
Total	30	1	239	8.0	24-78	.308	5-30	.167	2-6	.333	6	14	20	0.7	18	0	26	27	0	13	55	1.8



#12 ALYSSA OKOENE

FORWARD • RS SOPHOMORE • 6-3
HOUSTON, TEXAS • NORTH CAROLINA

OKOENE'S SINGLE-GAME SUPERLATIVES

	SEASON	CAREER
Points	26 vs. Georgia Tech • 11/9/18	26 vs. Georgia Tech • 11/9/18
FG Made	10 vs. Georgia Tech • 11/9/18	10 vs. Georgia Tech • 11/9/18
3FG Made	---	---
FT Made	6, 2x last vs. UNM • 11/24/18	6, 2x last vs. UNM • 11/24/18
Rebounds	19 vs. New Mexico • 11/24/18	19 vs. New Mexico • 11/24/18
Assists	1, 2x last vs. UNM • 11/24/18	1, 2x last vs. UNM • 11/24/18
Steals	2, 2x last at Columbia • 11/21/18	2, 2x last at Columbia • 11/21/18
Blocks	4, at Memphis • 2/24/19	4 at Memphis • 2/24/19
Minutes	44 vs. New Mexico • 11/24/18	44 vs. New Mexico • 11/24/18

Opponent	Date	gs	min	Total		3-Pointers		Free throws		Rebounds				pf	a	t/o	blk	stl	pts	avg	
				fg-fga	pct	3fg-fga	pct	ft-fa	pct	off	def	tot	avg								
at California	11/06/18		15	3-3	1.000	0-0	.000	1-1	1.000	2	0	2	2.0	5	0	1	0	0	7	7.0	
GEORGIA TECH	11/09/18	*	41	10-16	.625	0-0	.000	6-9	.667	6	5	11	6.5	3	1	1	0	2	26	16.5	
at Louisiana Tech	11/14/18	*	38	4-8	.500	0-0	.000	3-9	.333	3	3	6	6.3	4	0	4	0	0	11	14.7	
at Incarnate Word	11/16/18	*	19	2-3	.667	0-0	.000	0-0	.000	0	1	1	5.0	2	0	0	0	0	4	12.0	
BOSTON COLLEGE	11/18/18	*	32	2-6	.333	0-0	.000	1-2	.500	2	5	7	5.4	3	0	0	2	0	5	10.6	
at Columbia	11/21/18	*	29	6-10	.600	0-0	.000	2-4	.500	6	8	14	6.8	1	0	7	2	2	14	11.2	
NEW MEXICO	11/24/18	*	44	3-9	.333	0-0	.000	6-6	1.000	8	11	19	8.6	2	1	0	1	0	12	11.3	
at FGCU	11/28/18	*	17	2-6	.333	0-0	.000	1-3	.333	0	5	5	8.1	2	0	1	0	1	5	10.5	
at ETSU	12/01/18	*	14	4-8	.500	0-0	.000	2-5	.400	2	0	2	7.4	4	0	3	3	0	10	10.4	
TEXAS A&M	12/06/18	*	14	1-2	.500	0-0	.000	0-0	.000	0	3	3	7.0	2	0	1	0	0	2	9.6	
at George Mason	12/21/18		25	2-4	.500	0-0	.000	3-4	.750	5	7	12	7.5	2	0	0	1	1	7	9.4	
at Southern Miss	12/30/18		18	3-3	1.000	0-0	.000	0-0	.000	0	3	3	7.1	3	0	2	2	0	6	9.1	
UCONN	01/06/19		12	1-2	.500	0-0	.000	2-3	.667	1	2	3	6.8	0	0	1	1	0	4	8.7	
at Wichita St.	01/20/19		12	1-2	.500	0-0	.000	0-0	.000	1	1	2	6.4	3	0	4	3	0	2	8.2	
at Cincinnati	01/23/19		16	1-2	.500	0-0	.000	0-0	.000	0	0	0	6.0	2	0	1	1	0	2	7.8	
TULSA	01/26/19		6	1-1	1.000	0-0	.000	0-0	.000	0	0	0	5.6	1	0	0	0	0	2	7.4	
at UCF	01/30/19		9	0-2	.000	0-0	.000	0-0	.000	0	0	0	5.3	2	0	1	0	0	0	7.0	
SMU	02/02/19		29	3-5	.600	0-0	.000	5-8	.625	2	4	6	5.3	3	0	3	2	0	11	7.2	
at Temple	02/05/19		10	3-6	.500	0-0	.000	0-0	.000	1	1	2	5.2	4	0	0	0	0	6	7.2	
at USF	2/10/19	*	34	2-5	.400	0-1	.000	1-2	.500	0	9	9	5.4	2	0	4	3	1	5	7.1	
EAST CAROLINA	02/16/19	*	19	2-6	.333	0-0	.000	0-0	.000	2	4	6	5.4	0	0	5	2	0	4	6.9	
TULANE	02/20/19		20	4-7	.571	0-0	.000	3-4	.750	2	1	3	5.3	1	1	0	1	0	11	7.1	
at Memphis	02/24/19	*	30	3-5	.600	0-0	.000	0-2	.000	4	4	8	5.4	4	0	3	4	1	6	7.0	
USF	02/27/19	*	20	2-8	.250	0-0	.000	0-0	.000	2	3	5	5.4	1	0	2	2	0	4	6.9	
at UConn	03/02/19	*	16	1-1	1.000	0-0	.000	0-0	.000	1	1	2	5.2	4	0	1	0	0	2	6.7	
UCF	03/04/19	*	21	1-2	.500	0-0	.000	2-4	.500	1	4	5	5.2	2	1	1	2	0	4	6.6	
vs USF	03/09/19	*	26	3-4	.750	0-0	.000	4-5	.800	4	2	6	5.3	0	0	0	0	0	10	6.7	
Totals			16	586	70-136	.515	0-1	.000	42-71	.592	55	87	142	5.3	62	4	46	32	8	182	6.7

Games played: 27
Minutes/game: 21.7
Points/game: 6.7
FG Pct: 51.5
3FG Pct: 0.0
FT Pct: 59.2

Rebounds/game: 5.3
Assists/game: 0.1
Turnovers/game: 1.7
Assist/turnover ratio: 0.1
Steals/game: 0.3
Blocks/game: 1.2

OKOENE'S CAREER STATISTICS

	GP	GS	Min	Avg	FG-FGA	Pct	3FG-FGA	Pct	FT-FTA	Pct	OR	DR	Reb	Avg	PF	FO	A	TO	B	S	Pts	Avg
2017-18																						
2018-19	27	16	586	21.7	70-136	.515	0-1	.000	42-71	.592	55	87	142	5.3	62	1	4	46	32	8	182	6.7
Total	27	16	586	21.7	70-136	.515	0-1	.000	42-71	.592	55	87	142	5.3	62	1	4	46	32	8	182	6.7



#22 MYYAH WEST

FORWARD • SENIOR • 6-2
PRENTISS, MISS. • JONES COUNTY JC

WEST'S SINGLE-GAME SUPERLATIVES

	SEASON	CAREER
Points	12, 2x last at SMU • 1/9/19	16 at SMU • 12/30/17
FG Made	5 at SMU • 1/9/19	6 at SMU • 12/30/17
3FG Made	--- • ---	--- • ---
FT Made	7 vs. Temple • 1/12/19	7 vs. Temple • 1/12/19
Rebounds	4, 2x last at USM • 12/30/18	9, 2x last vs. Columbia • 12/28/17
Assists	1, 4x last vs. Temple • 1/12/19	2, 5x last vs. ECU • 2/17/18
Steals	1, 3x last at USM • 12/30/18	2, 6x last at Cincinnati • 2/26/18
Blocks	1, 5x last at FGCU • 11/28/18	3, 2x last at Cincinnati • 2/26/18
Minutes	25 vs. Temple • 1/12/19	29, 2x last at SMU • 12/30/17

Opponent	Date	gs	min	Total		3-Pointers		Free throws		Rebounds				pf	a	t/o	blk	stl	pts	avg	
				fg-fga	pct	3fg-fga	pct	ft-fga	pct	off	def	tot	avg								
at California	11/06/18	*	10	2-2	1.000	0-0	.000	0-0	.000	1	1	2	2.0	3	0	3	0	0	4	4.0	
GEORGIA TECH	11/09/18		8	1-2	.500	0-0	.000	2-2	1.000	1	0	1	1.5	2	1	0	1	0	4	4.0	
at Louisiana Tech	11/14/18		7	2-4	.500	0-0	.000	2-2	1.000	0	1	1	1.3	1	0	3	1	0	6	4.7	
at Incarnate Word	11/16/18		6	0-1	.000	0-0	.000	0-2	.000	0	1	1	1.3	1	0	0	0	0	0	3.5	
BOSTON COLLEGE	11/18/18		6	0-0	.000	0-0	.000	0-0	.000	0	0	0	1.0	0	0	0	1	1	0	2.8	
at Columbia	11/21/18		3	1-1	1.000	0-0	.000	1-2	.500	0	0	0	0.8	0	0	1	0	0	3	2.8	
NEW MEXICO	11/24/18		3	0-0	.000	0-0	.000	0-0	.000	0	0	0	0.7	0	0	0	1	0	0	2.4	
at FGCU	11/28/18		13	3-4	.750	0-0	.000	6-8	.750	1	1	2	0.9	1	0	1	1	0	12	3.6	
at ETSU	12/01/18		10	2-4	.500	0-0	.000	0-2	.000	2	2	4	1.2	1	1	0	0	0	4	3.7	
TEXAS A&M	12/06/18		3	0-0	.000	0-0	.000	0-0	.000	0	0	0	1.1	0	0	1	0	0	0	3.3	
UT ARLINGTON	12/17/18	*	8	0-1	.000	0-0	.000	2-2	1.000	0	1	1	1.1	0	0	3	0	0	2	3.2	
at George Mason	12/21/18	*	11	0-3	.000	0-0	.000	0-0	.000	1	1	2	1.2	2	0	1	0	1	0	2.9	
at Southern Miss	12/30/18	*	15	2-5	.400	0-0	.000	4-6	.667	1	3	4	1.4	1	0	0	0	1	8	3.3	
UCONN	01/06/19	*	13	1-3	.333	0-0	.000	0-0	.000	1	0	1	1.4	3	0	1	0	0	2	3.2	
at SMU	01/09/19	*	18	5-6	.833	0-0	.000	2-2	1.000	0	1	1	1.3	3	1	2	0	0	12	3.8	
TEMPLE	01/12/19	*	25	2-4	.500	0-0	.000	7-12	.583	1	1	2	1.4	2	1	0	0	0	11	4.3	
Totals			7	159	21-40	.525	0-0	.000	26-40	.650	9	13	22	1.4	20	4	16	5	3	68	4.3

Games played: 16
Minutes/game: 9.9
Points/game: 4.3
FG Pct: 52.5
FT Pct: 65.0

Rebounds/game: 1.4
Assists/game: 0.3
Turnovers/game: 1.0
Assist/turnover ratio: 0.3
Steals/game: 0.2
Blocks/game: 0.3

WEST'S CAREER STATISTICS

	GP	GS	Min	Avg	FG-FGA	Pct	3FG-FGA	Pct	FT-FTA	Pct	OR	DR	Reb	Avg	PF	FO	A	TO	B	S	Pts	Avg	
2017-18	31	29	620	20.0	54-132	.409	0-0	.000	59-87	.678	67	65	132	4.3	89	1	15	57	23	23	167	5.4	
2018-19	16	7	159	9.9	21-40	.525	0-0	.000	26-40	.650	9	13	22	1.4	20	0	4	16	5	3	68	4.3	
Total	47	36	779	16.6	75-172	.436	0-0	.000	85-127	.669	76	78	154	3.3	109	1	19	0.4	73	28	26	235	5.0



#23 SERITHIA HAWKINS

GUARD • SENIOR • 5-11
MOORE, OKLA. • SOUTHMOORE HS

HAWKINS' SINGLE-GAME SUPERLATIVES

	SEASON	CAREER
Points	20 at Louisiana Tech • 11/14/18	25 at Tulane • 1/6/18
FG Made	8, 2x last vs. BC • 11/18/18	9 vs. Texas Tech • 12/3/17
3FG Made	3, 2x last vs. UNM • 11/24/18	3, 8x last vs. UNM • 11/24/18
FT Made	5 at Florida Gulf Coast • 11/28/18	11 at Tulane • 1/6/18
Rebounds	12, 2x last at Wichita St. • 1/20/19	16 at South Dakota • 3/15/18
Assists	5 at SMU • 1/9/19	5, 2x last at SMU • 1/9/19
Steals	4 vs. Boston College • 11/18/18	6, 2x last vs. Milwaukee • 11/17/17
Blocks	3, 2x last vs Tulsa • 1/26/19	4 at ECU • 1/20/18
Minutes	45 vs. New Mexico • 11/24/18	45, 3x last vs. UNM • 11/24/18

Opponent	Date	gs	min	Total		3-Pointers		Free throws		Rebounds				pf	a	t/o	blk	stl	pts	avg	
				fg-fga	pct	3fg-fga	pct	ft-fga	pct	off	def	tot	avg								
at California	11/06/18	*	27	4-7	.571	0-2	.000	4-7	.571	0	3	3	3.0	2	1	1	0	1	12	12.0	
GEORGIA TECH	11/09/18	*	27	2-10	.200	1-6	.167	0-0	.000	4	1	5	4.0	4	0	0	0	3	5	8.5	
at Louisiana Tech	11/14/18	*	34	8-14	.571	2-6	.333	2-2	1.000	4	3	7	5.0	4	2	4	0	2	20	12.3	
at Incarnate Word	11/16/18	*	23	2-4	.500	0-1	.000	2-2	1.000	1	3	4	4.8	4	0	0	0	1	6	10.8	
BOSTON COLLEGE	11/18/18	*	35	8-16	.500	0-2	.000	1-2	.500	5	6	11	6.0	2	1	7	0	4	17	12.0	
at Columbia	11/21/18	*	33	5-6	.833	3-4	.750	0-0	.000	2	4	6	6.0	2	2	1	1	1	13	12.2	
NEW MEXICO	11/24/18	*	45	5-12	.417	3-9	.333	0-1	.000	3	1	4	5.7	2	1	1	0	1	13	12.3	
at FGCU	11/28/18	*	32	4-8	.500	0-1	.000	5-5	1.000	5	6	11	6.4	4	1	4	3	0	13	12.4	
at ETSU	12/01/18	*	15	0-4	.000	0-1	.000	0-0	.000	2	4	6	6.3	5	1	3	0	0	0	11.0	
TEXAS A&M	12/06/18	*	26	2-8	.250	1-4	.250	0-0	.000	2	1	3	6.0	4	2	1	0	2	5	10.4	
UT ARLINGTON	12/17/18	*	39	5-12	.417	1-2	.500	2-4	.500	4	8	12	6.5	2	0	5	2	0	13	10.6	
at George Mason	12/21/18	*	27	1-5	.200	0-2	.000	1-2	.500	4	4	8	6.7	1	0	2	1	0	3	10.0	
at Southern Miss	12/30/18	*	24	0-5	.000	0-1	.000	0-0	.000	5	2	7	6.7	4	0	2	0	0	0	9.2	
UCONN	01/06/19	*	37	4-11	.364	2-4	.500	0-0	.000	4	4	8	6.8	3	1	1	0	1	10	9.3	
at SMU	01/09/19	*	27	4-9	.444	2-4	.500	2-3	.667	4	4	8	6.9	4	5	3	1	0	12	9.5	
TEMPLE	01/12/19	*	33	2-9	.222	0-3	.000	4-6	.667	4	1	5	6.8	2	4	3	0	0	8	9.4	
at Wichita St.	01/20/19	*	39	4-7	.571	0-1	.000	0-1	.000	5	7	12	7.1	3	4	2	2	3	8	9.3	
at Cincinnati	01/23/19	*	37	3-9	.333	1-4	.250	1-2	.500	2	10	12	7.3	2	4	2	1	0	8	9.2	
TULSA	01/26/19	*	31	4-9	.444	0-1	.000	1-1	1.000	1	9	10	7.5	0	4	1	3	1	9	9.2	
at UCF	01/30/19	*	35	3-6	.500	1-2	.500	0-0	.000	0	5	5	7.4	2	2	2	0	2	7	9.1	
SMU	02/02/19	*	41	3-9	.333	2-5	.400	2-3	.667	2	4	6	7.3	4	2	1	0	2	10	9.1	
at Temple	02/05/19	*	38	4-8	.500	3-5	.600	4-7	.571	4	6	10	7.4	4	3	4	2	2	15	9.4	
at USF	2/10/19	*	31	2-5	.400	2-3	.667	0-0	.000	5	3	8	7.4	5	3	3	2	1	6	9.3	
EAST CAROLINA	02/16/19	*	32	4-10	.400	0-3	.000	4-6	.667	3	5	8	7.5	1	2	3	0	3	12	9.4	
TULANE	02/20/19	*	39	3-10	.300	1-3	.333	4-5	.800	3	6	9	7.5	4	0	7	0	4	11	9.4	
at Memphis	02/24/19	*	37	3-7	.429	1-3	.333	4-8	.500	0	3	3	7.3	1	2	1	1	0	11	9.5	
USF	02/27/19	*	36	2-8	.250	0-4	.000	0-2	.000	4	5	9	7.4	4	1	2	0	0	4	9.3	
at UConn	03/02/19	*	27	1-9	.111	1-7	.143	0-0	.000	6	2	8	7.4	2	5	1	0	1	3	9.1	
UCF	03/04/19	*	28	2-5	.400	0-1	.000	3-4	.750	1	2	3	7.3	4	1	5	1	0	7	9.0	
vs USF	03/09/19	*	36	3-8	.375	2-5	.400	0-0	.000	2	6	8	7.3	4	2	4	0	1	8	9.0	
Totals			29	971	97-250	.388	29-99	.293	46-73	.630	91	128	219	7.3	89	56	76	20	36	269	9.0

Games played: 30
Minutes/game: 32.4
Points/game: 9.0
FG Pct: 38.8
3FG Pct: 29.3
FT Pct: 63.0

Rebounds/game: 7.3
Assists/game: 1.9
Turnovers/game: 2.5
Assist/turnover ratio: 0.7
Steals/game: 1.2
Blocks/game: 0.7

HAWKINS' CAREER STATISTICS

	GP	GS	Min	Avg	FG-FGA	Pct	3FG-FGA	Pct	FT-FTA	Pct	OR	DR	Reb	Avg	PF	FO	A	TO	B	S	Pts	Avg
2015-16	30	28	800	26.7	97-225	.431	15-52	.288	55-81	.679	95	127	222	7.4	95	1	28	74	10	48	264	8.8
2016-17	30	30	919	30.6	93-219	.425	16-65	.246	26-50	.520	86	154	240	8.0	79	2	28	56	8	43	228	7.6
2017-18	32	32	1073	33.5	144-325	.444	21-83	.254	75-107	.701	88	172	260	8.1	99	3	42	59	28	53	384	12.0
2018-19	30	29	971	32.4	97-250	.388	29-99	.293	46-73	.630	91	128	219	7.3	89	2	56	76	20	36	269	9.0
Total	122	119	3763	30.8	431-1019	.423	81-299	.271	202-311	.650	360	581	941	7.7	362	8	154	265	66	180	1145	9.4



#30 TATYANA HILL

FORWARD • FRESHMAN • 6-2
SPRING, TEXAS • DEKANEY HS

HILL'S UH SINGLE-GAME SUPERLATIVES

	SEASON	CAREER
Points	18 at ETSU • 12/1/18	18 at ETSU • 12/1/18
FG Made	7 at ETSU • 12/1/18	7 at ETSU • 12/1/18
3FG Made	---	---
FT Made	5 vs. Tulsa • 1/26/19	5 vs. Tulsa • 1/26/19
Rebounds	5, 2x last at SMU • 1/9/19	5, 2x last at SMU • 1/9/19
Assists	1 at UIW • 11/16/18	1 at UIW • 11/16/18
Steals	2, 2x last at SMU • 1/9/19	2, 2x last at SMU • 1/9/19
Blocks	3 at SMU • 1/9/19	2 vs. Texas A&M • 12/6/18
Minutes	30 vs. Tulsa • 1/26/19	30 vs. Tulsa • 1/26/19

Opponent	Date	gs	min	Total		3-Pointers		Free throws		Rebounds				pf	a	t/o	blk	stl	pts	avg	
				fg-fga	pct	3fg-fga	pct	ft-fga	pct	off	def	tot	avg								
at California	11/06/18		16	3-6	.500	0-0	.000	0-0	.000	3	1	4	4.0	3	0	1	0	1	6	6.0	
GEORGIA TECH	11/09/18		1	1-1	1.000	0-0	.000	0-0	.000	1	1	2	3.0	0	0	0	0	0	2	4.0	
at Incarnate Word	11/16/18		15	3-3	1.000	0-0	.000	3-3	1.000	1	4	5	3.7	3	1	2	0	1	9	5.7	
BOSTON COLLEGE	11/18/18		1	0-1	.000	0-0	.000	0-0	.000	1	0	1	3.0	0	1	0	0	0	4	4.3	
at Columbia	11/21/18		10	5-7	.714	0-0	.000	3-6	.500	3	1	4	3.2	2	0	1	1	1	13	6.0	
NEW MEXICO	11/24/18		3	0-1	.000	0-0	.000	0-0	.000	0	0	0	2.7	2	0	0	0	0	0	5.0	
at FGCU	11/28/18		1	0-0	.000	0-0	.000	0-0	.000	0	0	0	2.3	0	0	0	0	0	0	4.3	
at ETSU	12/01/18		18	7-12	.583	0-0	.000	4-5	.800	1	2	3	2.4	1	0	0	1	2	18	6.0	
TEXAS A&M	12/06/18		23	1-6	.167	0-0	.000	2-2	1.000	1	2	3	2.4	3	0	1	2	0	4	5.8	
UT ARLINGTON	12/17/18		10	0-2	.000	0-0	.000	1-2	.500	0	2	2	2.4	0	0	3	0	0	1	5.3	
at George Mason	12/21/18		5	0-1	.000	0-0	.000	0-2	.000	1	0	1	2.3	3	0	1	0	1	0	4.8	
at Southern Miss	12/30/18		6	1-4	.250	0-0	.000	0-0	.000	2	0	2	2.3	1	0	1	0	1	2	4.6	
UCONN	01/06/19		15	4-10	.400	0-0	.000	1-1	1.000	2	0	2	2.2	3	0	1	0	0	9	4.9	
at SMU	01/09/19		18	0-2	.000	0-0	.000	2-6	.333	1	4	5	2.4	4	0	4	3	2	2	4.7	
TEMPLE	01/12/19		12	3-6	.500	0-0	.000	2-4	.500	0	2	2	2.4	4	0	1	0	1	8	4.9	
at Wichita St.	01/20/19	*	22	1-5	.200	0-0	.000	0-2	.000	0	4	4	2.5	2	0	2	1	1	2	4.8	
at Cincinnati	01/23/19	*	18	4-6	.667	0-0	.000	0-4	.000	2	2	4	2.6	2	0	3	0	0	8	4.9	
TULSA	01/26/19	*	30	6-12	.500	0-0	.000	5-8	.625	3	1	4	2.7	3	0	1	0	1	17	5.6	
at UCF	01/30/19	*	27	5-8	.625	0-0	.000	1-5	.200	1	1	2	2.6	4	1	2	0	1	11	5.9	
SMU	02/02/19	*	16	1-1	1.000	0-0	.000	0-0	.000	0	0	0	2.5	2	0	3	0	0	2	5.7	
at Temple	02/05/19	*	10	0-4	.000	0-0	.000	1-2	.500	1	2	3	2.5	4	0	1	0	0	1	5.5	
at USF	2/10/19		6	0-1	.000	0-0	.000	0-0	.000	1	0	1	2.5	2	0	1	0	0	0	5.2	
EAST CAROLINA	02/16/19		12	2-4	.500	0-0	.000	0-0	.000	1	3	4	2.5	2	1	1	0	0	4	5.2	
TULANE	02/20/19		7	1-3	.333	0-0	.000	0-0	.000	1	2	3	2.5	1	0	0	0	0	2	5.0	
at Memphis	02/24/19		7	0-1	.000	0-0	.000	0-0	.000	0	1	1	2.5	3	0	4	1	0	0	4.8	
USF	02/27/19		17	1-4	.250	0-0	.000	2-8	.250	2	2	4	2.5	4	0	1	0	0	4	4.8	
at UConn	03/02/19		24	1-4	.250	0-0	.000	4-6	.667	0	2	2	2.5	4	0	1	0	1	6	4.9	
UCF	03/04/19		12	2-4	.500	0-0	.000	0-0	.000	2	1	3	2.5	3	1	2	1	1	4	4.8	
vs USF	03/09/19		14	2-8	.250	0-0	.000	1-2	.500	2	1	3	2.6	2	0	1	0	1	5	4.8	
Totals			6	376	54-127	.425	0-0	.000	32-68	.471	33	41	74	2.6	67	4	40	10	16	140	4.8

Games played: 29
Minutes/game: 13.0
Points/game: 4.8
FG Pct: 42.5
FT Pct: 47.1

Rebounds/game: 2.6
Assists/game: 0.1
Turnovers/game: 1.4
Assist/turnover ratio: 0.1
Steals/game: 0.6
Blocks/game: 0.3

HILL'S CAREER STATISTICS

	GP	GS	Min	Avg	FG-FGA	Pct	3FG-FGA	Pct	FT-FTA	Pct	OR	DR	Reb	Avg	PF	FO	A	TO	B	S	Pts	Avg
2018-19	29	6	376	13.0	54-127	.425	0-0	.000	32-68	.471	33	41	74	2.6	67	0	4	40	10	16	140	4.8
Total	29	6	376	13.0	54-127	.425	0-0	.000	32-68	.471	33	41	74	2.6	67	0	4	40	10	16	140	4.8



#33

JULIA BLACKSHELL-FAIR

GUARD • SOPHOMORE • 5-10
FAIRFIELD, CALIF. • VANDEN HS

BLACKSHELL-FAIR'S SINGLE-GAME SUPERLATIVES

	SEASON	CAREER
Points	17 at George Mason • 12/21/18	17 at George Mason • 12/21/18
FG Made	6 at George Mason • 12/21/18	6 at George Mason • 12/21/18
3FG Made	---	---
FT Made	5, 2x last vs. Temple • 1/12/19	6 vs. Tulsa • 3/3/18
Rebounds	8 at ETSU • 12/1/18	8 at ETSU • 12/1/18
Assists	6 vs USF • 2/9/19	6 2x last vs USF • 2/9/19
Steals	4 at Louisiana Tech • 11/14/18	4, 2x last at La Tech • 11/14/18
Blocks	1, 3x last at SMU • 1/9/19	2 vs. Northeastern • 11/25/17
Minutes	32 at George Mason • 12/21/18	33 at South Dakota • 3/15/18

Opponent	Date	gs	min	Total		3-Pointers		Free throws		Rebounds				pf	a	t/o	blk	stl	pts	avg
				fg-fga	pct	3fg-fga	pct	ft-fa	pct	off	def	tot	avg							
at California	11/06/18		11	1-3	.333	0-0	.000	2-2	1.000	1	2	3	3.0	2	3	1	0	0	4	4.0
GEORGIA TECH	11/09/18		25	1-3	.333	0-0	.000	1-2	.500	1	1	2	2.5	3	1	1	0	3	3	3.5
at Louisiana Tech	11/14/18		21	1-6	.167	0-0	.000	1-2	.500	1	1	2	2.3	1	2	0	0	4	3	3.3
at Incarnate Word	11/16/18		27	3-3	1.000	0-0	.000	2-2	1.000	1	2	3	2.5	1	2	3	1	2	8	4.5
BOSTON COLLEGE	11/18/18		14	1-3	.333	0-0	.000	0-0	.000	1	1	2	2.4	2	0	0	0	0	2	4.0
at Columbia	11/21/18		15	1-3	.333	0-0	.000	0-0	.000	0	2	2	2.3	1	1	2	0	1	2	3.7
NEW MEXICO	11/24/18		9	0-2	.000	0-0	.000	0-0	.000	1	1	2	2.3	2	0	1	0	2	0	3.1
at FGCU	11/28/18		18	4-8	.500	0-0	.000	0-0	.000	0	1	1	2.1	2	2	0	0	2	8	3.8
at ETSU	12/01/18		28	2-7	.286	0-0	.000	1-2	.500	5	3	8	2.8	1	2	1	0	2	5	3.9
TEXAS A&M	12/06/18		14	3-4	.750	0-0	.000	0-0	.000	1	1	2	2.7	3	0	0	1	1	6	4.1
UT ARLINGTON	12/17/18		19	1-1	1.000	0-0	.000	0-1	.000	2	1	3	2.7	3	0	5	0	0	2	3.9
at George Mason	12/21/18		32	6-10	.600	0-0	.000	5-7	.714	2	5	7	3.1	3	1	1	0	1	17	5.0
at Southern Miss	12/30/18		28	2-5	.400	0-0	.000	0-0	.000	0	1	1	2.9	0	3	2	0	1	4	4.9
UCONN	01/06/19		21	1-2	.500	0-0	.000	3-3	1.000	1	2	3	2.9	0	4	2	0	1	5	4.9
at SMU	01/09/19		27	0-3	.000	0-0	.000	1-2	.500	3	1	4	3.0	4	5	0	1	2	1	4.7
TEMPLE	01/12/19		24	5-9	.556	0-0	.000	5-7	.714	2	3	5	3.1	1	2	3	0	0	15	5.3
at Wichita St.	01/20/19		31	5-7	.714	0-0	.000	2-2	1.000	3	1	4	3.2	2	2	1	0	2	12	5.7
at Cincinnati	01/23/19		27	5-9	.556	0-0	.000	3-4	.750	2	1	3	3.2	3	2	1	0	1	13	6.1
TULSA	01/26/19		30	2-7	.286	0-0	.000	3-4	.750	4	4	8	3.4	1	4	2	0	2	7	6.2
at UCF	01/30/19		25	0-4	.000	0-0	.000	3-4	.750	5	2	7	3.6	1	2	4	1	1	3	6.0
SMU	02/02/19		20	2-3	.667	0-0	.000	0-0	.000	3	2	5	3.7	2	0	3	0	0	4	5.9
at Temple	02/05/19		24	3-11	.273	0-0	.000	0-0	.000	3	5	8	3.9	1	2	0	1	1	6	5.9
at USF	2/10/19		27	7-11	.636	0-0	.000	3-3	1.000	1	1	2	3.8	3	0	1	1	1	17	6.4
EAST CAROLINA	02/16/19		26	1-7	.143	0-0	.000	2-4	.500	1	1	2	3.7	2	2	0	0	0	4	6.3
TULANE	02/20/19 *		32	1-3	.333	0-0	.000	0-0	.000	1	4	5	3.8	3	1	1	0	3	2	6.1
at Memphis	02/24/19		21	3-5	.600	0-0	.000	0-0	.000	2	2	4	3.8	2	3	3	0	1	6	6.1
USF	02/27/19		24	3-5	.600	0-0	.000	0-0	.000	1	1	2	3.7	2	0	1	1	1	6	6.1
at UConn	03/02/19		34	3-7	.429	0-1	.000	2-2	1.000	2	3	5	3.8	3	0	4	0	0	8	6.2
UCF	03/04/19		28	5-8	.625	0-0	.000	0-0	.000	3	2	5	3.8	2	0	3	0	0	10	6.3
vs USF	03/09/19		22	2-6	.333	0-1	.000	0-0	.000	1	0	1	3.7	2	6	0	0	0	4	6.2
Totals		1	704	74-165	.448	0-2	.000	39-53	.736	54	57	111	3.7	58	52	46	7	34	187	6.2

Games played: 30
Minutes/game: 23.5
Points/game: 6.2
FG Pct: 44.8
3FG Pct: 0.0
FT Pct: 73.6

Rebounds/game: 3.7
Assists/game: 1.7
Turnovers/game: 1.5
Assist/turnover ratio: 1.1
Steals/game: 1.1
Blocks/game: 0.2

BLACKSHELL-FAIR'S CAREER STATISTICS

	GP	GS	Min	Avg	FG-FGA	Pct	3FG-FGA	Pct	FT-FTA	Pct	OR	DR	Reb	Avg	PF	FO	A	TO	B	S	Pts	Avg
2017-18	25	1	423	16.9	40-96	.417	0-2	.000	30-51	.588	40	45	85	3.4	45	0	27	39	11	23	110	4.4
2018-19	30	1	704	23.5	74-165	.448	0-2	.000	39-53	.736	54	57	111	3.7	58	0	52	46	7	34	187	6.2
Total	55	2	1127	20.5	114-261	.437	0-4	.000	69-104	.663	94	102	196	3.6	103	0	79	85	18	57	297	5.4



#34 KEASJA PEACE

FORWARD • JUNIOR • 6-3
TOLEDO, OHIO • MICHIGAN

PEACE'S SINGLE-GAME SUPERLATIVES

	SEASON	CAREER
Points	---	---
FG Made	---	---
3FG Made	---	---
FT Made	---	---
Rebounds	---	---
Assists	---	---
Steals	---	---
Blocks	---	---
Minutes	---	---

PEACE'S CAREER STATISTICS

	GP	GS	Min	Avg	FG-FGA	Pct	3FG-FGA	Pct	FT-FTA	Pct	OR	DR	Reb	Avg	PF	FO	A	TO	B	S	Pts	Avg
2018-19	-	-	-	-	-	-	-	-	-	-	-	-	-	-	-	-	-	-	-	-	-	-
TOTAL	-	-	-	-	-	-	-	-	-	-	-	-	-	-	-	-	-	-	-	-	-	-

LAST TIME OUT • MARCH 9, 2019 • HOUSTON 55, USF 72

Cougars fall behind late in AAC Quarterfinal loss to USF

Official Basketball Box Score -- Game Totals -- Final Statistics

USF vs Houston

03/09/19 Noon at Mohegan Sun Arena; Uncasville, Conn.

USF 72 • 18-14

##	Player	f	Total			3-Ptr			Rebounds			PF	TP	A	TO	Blk	Stl	Min
			FG-FGA	FG-FGA	FT-FTA	FG-FGA	FG-FGA	FT-FTA	Off	Def	Tot							
14	SEPTE, Luize	f	2-5	0-1	2-4	0	2	2	0	6	1	1	4	0	24			
23	HENSHAW, Tamara	f	0-2	0-0	2-2	3	4	7	3	2	0	1	1	2	24			
21	LEVERETT, Shae	c	3-3	0-0	0-0	3	2	5	4	6	0	2	0	1	27			
00	PEHADZIC, Enna	g	7-15	2-4	0-0	1	4	5	1	16	0	4	0	1	36			
04	PINZAN, Elisa	g	2-6	1-2	8-8	0	3	3	1	13	4	3	0	0	37			
03	HARVEY, Sydni		7-13	2-5	4-7	3	3	6	2	20	4	1	0	0	23			
11	KESTNER, Makaela		0-0	0-0	0-0	0	1	1	0	0	0	0	0	0	1			
30	ROZENTALE, Janeta		0-0	0-0	0-0	0	0	0	1	0	0	1	0	0	1			
54	RADER, Alyssa		3-5	1-2	2-2	2	4	6	4	9	2	2	1	2	27			
Team						2	3	5				1						
Totals			24-49	6-14	18-23	14	26	40	16	72	11	16	6	6	200			

FG % 1st Half: 11-28 39.3% 2nd half: 13-21 61.9% Game: 24-49 49.0%
 3FG % 1st Half: 3-8 37.5% 2nd half: 3-6 50.0% Game: 6-14 42.9%
 FT % 1st Half: 8-10 80.0% 2nd half: 10-13 76.9% Game: 18-23 78.3%

Deadball
Rebounds
1

Houston 55 • 15-15

##	Player	f	Total			3-Ptr			Rebounds			PF	TP	A	TO	Blk	Stl	Min
			FG-FGA	FG-FGA	FT-FTA	FG-FGA	FG-FGA	FT-FTA	Off	Def	Tot							
02	BARNES, Octavia	f	3-8	1-3	1-2	1	0	1	5	8	0	2	0	0	27			
03	BRANCH, Dorian	f	2-9	0-4	9-10	1	2	3	3	13	1	3	0	1	35			
12	OKOENE, Alyssa	f	3-4	0-0	4-5	4	2	6	0	10	0	0	0	0	26			
00	HARRIS, Angela	g	1-5	0-3	0-0	0	0	0	5	2	0	2	0	4	26			
23	HAWKINS, Serithia	g	3-8	2-5	0-0	2	6	8	4	8	2	4	0	1	36			
05	GLADNEY, Dymond		2-8	1-1	0-0	1	2	3	2	5	0	0	0	0	14			
30	HILL, Tatyana		2-8	0-0	1-2	2	1	3	2	5	0	1	0	1	14			
33	BLACKSHELL-FAIR, Jul		2-6	0-1	0-0	1	0	1	2	4	6	0	0	0	22			
Team						1	1	2										
Totals			18-56	4-17	15-19	13	14	27	23	55	9	12	0	7	200			

FG % 1st Half: 12-27 44.4% 2nd half: 6-29 20.7% Game: 18-56 32.1%
 3FG % 1st Half: 3-7 42.9% 2nd half: 1-10 10.0% Game: 4-17 23.5%
 FT % 1st Half: 7-11 63.6% 2nd half: 8-8 100.0% Game: 15-19 78.9%

Deadball
Rebounds
3,1

Officials: Joe Vaszilly, Fatou Cissoko-Stephens, John Capolino

Technical fouls: USF-None. Houston-None.

Attendance:

2019 American Athletic Conference Women's Basketball Championship
Quarterfinals

Score by periods	1st	2nd	3rd	4th	Total
USF	9	24	21	18	72
Houston	11	23	6	15	55

Points	In Paint	Off T/O	2nd Chance	Fast Break	Bench
USF	26	12	15	7	29
HOU	22	17	7	9	14

Last FG - USF 4th-01:58, HOU 4th-01:38.
Largest lead - USF by 20 4th-07:12, HOU by 7 2nd-03:53.

Score tied - 4 times.
Lead changed - 5 times.

2018-19 HOUSTON SEASON BOX SCORE (ALL GAMES)

Key numbers from the 2018-19 season.

2018-19 Houston Women's Basketball
Houston Combined Team Statistics (as of Mar 13, 2019)
All games

RECORD:	OVERALL	HOME	AWAY	NEUTRAL
ALL GAMES	15-15	6-7	9-7	0-1
CONFERENCE	9-7	5-3	4-4	0-0
NON-CONFERENCE	6-8	1-4	5-3	0-1

#	Player	gp-gs	min	avg	Total			3-Point		F-Throw		Rebounds				pf	dq	a	to	blk	stl	pts	avg
					fg-fga	fg%	3fg-fga	3fg%	ft-fa	ft%	off	def	tot	avg									
03	BRANCH, Dorian	30-27	1016	33.9	111-288	.385	51-155	.329	46-64	.719	41	85	126	4.2	66	0	77	63	14	35	319	10.6	
00	HARRIS, Angela	29-29	858	29.6	97-295	.329	44-193	.228	42-57	.737	16	74	90	3.1	76	4	86	98	4	67	280	9.7	
02	BARNES, Octavia	30-20	771	25.7	105-257	.409	53-115	.461	15-27	.556	37	82	119	4.0	63	1	50	57	6	23	278	9.3	
23	HAWKINS, Serithia	30-29	971	32.4	97-250	.388	29-99	.293	46-73	.630	91	128	219	7.3	89	2	56	76	20	36	269	9.0	
04	HARRIS, Jasmyne	14-14	453	32.4	81-209	.388	35-122	.287	30-47	.638	19	40	59	4.2	40	1	46	77	10	45	227	16.2	
33	BLACKSHELL-FAIR, J	30-1	704	23.5	74-165	.448	0-2	.000	39-53	.736	54	57	111	3.7	58	0	52	46	7	34	187	6.2	
12	OKOENE, Alyssa	27-16	586	21.7	70-136	.515	0-1	.000	42-71	.592	55	87	142	5.3	62	1	4	46	32	8	182	6.7	
30	HILL, Tatyana	29-6	376	13.0	54-127	.425	0-0	.000	32-68	.471	33	41	74	2.6	67	0	4	40	10	16	140	4.8	
22	WEST, Myyah	16-7	159	9.9	21-40	.525	0-0	.000	26-40	.650	9	13	22	1.4	20	0	4	16	5	3	68	4.3	
05	GLADNEY, Dymond	30-1	239	8.0	24-78	.308	5-30	.167	2-6	.333	6	14	20	0.7	18	0	26	27	0	13	55	1.8	
10	JONES, Doris	12-0	60	5.0	11-23	.478	1-6	.167	4-5	.800	1	7	8	0.7	6	0	1	5	1	4	27	2.3	
21	STEWART, Jaidah	1-0	3	3.0	1-2	.500	0-1	.000	0-0	.000	1	0	1	1.0	0	0	0	0	0	0	2	2.0	
Team											75	84	159		1		8						
Total.....		30	6196		746-1870	.399	218-724	.301	324-511	.634	438	712	1150	38.3	566	9	406	559	109	284	2034	67.8	
Opponents.....		30	6204		756-1807	.418	149-473	.315	374-545	.686	416	767	1183	39.4	543	-	405	584	90	253	2035	67.8	

TEAM STATISTICS	HOU	OPP	Date	Opponent	Score	Att.					
SCORING	2034	2035	11/06/18	at California	L 79-80	1246					
Points per game	67.8	67.8	11/09/18	GEORGIA TECH	Wo2 95-89	791					
Scoring margin	+0.0	-	11/14/18	at Louisiana Tech	Lot 88-100	1128					
FIELD GOALS-ATT	746-1870	756-1807	11/16/18	at Incarnate Word	W 79-60	404					
Field goal pct	.399	.418	11/18/18	BOSTON COLLEGE	L 57-64	705					
3 POINT FG-ATT	218-724	149-473	11/21/18	at Columbia	W 83-72	348					
3-point FG pct	.301	.315	11/24/18	NEW MEXICO	Lo2 84-89	802					
3-pt FG made per game	7.3	5.0	11/28/18	at FGCU	L 71-76	0					
FREE THROWS-ATT	324-511	374-545	12/01/18	at ETSU	W 84-77	933					
Free throw pct	.634	.686	12/06/18	TEXAS A&M	L 52-68	2107					
F-Throws made per game	10.8	12.5	12/17/18	UT ARLINGTON	Lot 61-65	831					
REBOUNDS	1150	1183	12/21/18	at George Mason	W 66-56	602					
Rebounds per game	38.3	39.4	12/30/18	at Southern Miss	W 61-44	1093					
Rebounding margin	-1.1	-	* 01/06/19	UCONN	L 61-81	3644					
ASSISTS	406	405	* 01/09/19	at SMU	W 72-61	685					
Assists per game	13.5	13.5	* 01/12/19	TEMPLE	W 78-65	866					
TURNOVERS	559	584	* 01/20/19	at Wichita St.	W 66-58	1457					
Turnovers per game	18.6	19.5	* 01/23/19	at Cincinnati	L 57-68	814					
Turnover margin	+0.8	-	* 01/26/19	TULSA	W 76-44	1185					
Assist/turnover ratio	0.7	0.7	* 01/30/19	at UCF	L 56-58	3306					
STEALS	284	253	* 02/02/19	SMU	Wot 69-68	1552					
Steals per game	9.5	8.4	* 02/05/19	at Temple	L 65-76	3287					
BLOCKS	109	90	* 2/10/19	at USF	W 54-52	5707					
Blocks per game	3.6	3.0	* 02/16/19	EAST CAROLINA	W 63-52	836					
ATTENDANCE	16889	31834	* 02/20/19	TULANE	Wot 83-82	1740					
Home games-Avg/Game	13-1299	16-1990	* 02/24/19	at Memphis	W 59-57	657					
Neutral site-Avg/Game	-	1-0	* 02/27/19	USF	L 49-59	919					
Score by Periods	1st	2nd	3rd	4th	OT	OT2	Totals	* 03/02/19	at UConn	L 61-83	10167
Houston	448	484	505	523	52	22	2034	* 03/04/19	UCF	L 50-59	911
Opponents	469	485	526	468	66	21	2035	03/09/19	vs USF	L 55-72	0

* - Conference game

2018-19 HOUSTON SEASON BOX SCORE (CONFERENCE ONLY)

Key numbers from the 2018-19 American Conference season.

**2018-19 Houston Women's Basketball
Houston Combined Team Statistics (as of Mar 13, 2019)
Conference games**

RECORD:	OVERALL	HOME	AWAY	NEUTRAL
ALL GAMES	9-7	5-3	4-4	0-0
CONFERENCE	9-7	5-3	4-4	0-0
NON-CONFERENCE	0-0	0-0	0-0	0-0

#	Player	gp-gs	min	avg	Total		3-Point		F-Throw		Rebounds				pf	dq	a	to	blk	stl	pts	avg		
					fg-fga	fg%	3fg-fga	3fg%	ft-fga	ft%	off	def	tot	avg										
02	BARNES, Octavia	16-16	520	32.5	72-186	.387	43-100	.430	13-20	.650	16	55	71	4.4	36	0	29	34	4	14	200	12.5		
03	BRANCH, Dorian	16-15	556	34.8	69-164	.421	37-86	.430	21-34	.618	24	45	69	4.3	29	0	44	33	6	17	196	12.3		
00	HARRIS, Angela	16-16	492	30.8	54-172	.314	22-112	.196	24-30	.800	8	48	56	3.5	35	0	64	62	2	36	154	9.6		
23	HAWKINS, Serithia	16-16	548	34.2	48-131	.366	16-53	.302	29-48	.604	48	76	124	7.8	45	1	43	41	13	20	141	8.8		
33	BLACKSHELL-FAIR, J	16-1	421	26.3	46-101	.455	0-1	.000	27-35	.771	37	35	72	4.5	32	0	29	29	5	15	119	7.4		
30	HILL, Tatyana	16-6	253	15.8	31-75	.413	0-0	.000	18-46	.391	17	27	44	2.8	47	0	3	28	6	8	80	5.0		
12	OKOENE, Alyssa	14-6	254	18.1	25-54	.463	0-1	.000	13-23	.565	17	34	51	3.6	29	0	2	26	21	2	63	4.5		
05	GLADNEY, Dymond	16-0	134	8.4	15-38	.395	1-13	.077	2-6	.333	4	7	11	0.7	9	0	13	17	0	9	33	2.1		
22	WEST, Myyah	3-3	56	18.7	8-13	.615	0-0	.000	9-14	.643	2	2	4	1.3	8	0	2	3	0	0	25	8.3		
04	HARRIS, Jasmyne	1-1	15	15.0	3-5	.600	2-4	.500	0-0	.000	0	1	1	1.0	2	0	1	4	0	1	8	8.0		
Team											42	50	92											4
Total.....		16	3249		371-939	.395	121-370	.327	156-256	.609	215	380	595	37.2	272	1	230	281	57	122	1019	63.7		
Opponents.....		16	3250		387-928	.417	67-213	.315	182-275	.662	203	396	599	37.4	270	-	205	265	46	135	1023	63.9		

TEAM STATISTICS	HOU	OPP	Date	Opponent	Score	Att.	
SCORING	1019	1023	* 01/06/19	UCONN	L	61-81	3644
Points per game	63.7	63.9	* 01/09/19	at SMU	W	72-61	685
Scoring margin	-0.2	-	* 01/12/19	TEMPLE	W	78-65	866
FIELD GOALS-ATT	371-939	387-928	* 01/20/19	at Wichita St.	W	66-58	1457
Field goal pct	.395	.417	* 01/23/19	at Cincinnati	L	57-68	814
3 POINT FG-ATT	121-370	67-213	* 01/26/19	TULSA	W	76-44	1185
3-point FG pct	.327	.315	* 01/30/19	at UCF	L	56-58	3306
3-pt FG made per game	7.6	4.2	* 02/02/19	SMU	Wot	69-68	1552
FREE THROWS-ATT	156-256	182-275	* 02/05/19	at Temple	L	65-76	3287
Free throw pct	.609	.662	* 2/10/19	at USF	W	54-52	5707
F-Throws made per game	9.8	11.4	* 02/16/19	EAST CAROLINA	W	63-52	836
REBOUNDS	595	599	* 02/20/19	TULANE	Wot	83-82	1740
Rebounds per game	37.2	37.4	* 02/24/19	at Memphis	W	59-57	657
Rebounding margin	-0.2	-	* 02/27/19	USF	L	49-59	919
ASSISTS	230	205	* 03/02/19	at UConn	L	61-83	10167
Assists per game	14.4	12.8	* 03/04/19	UCF	L	50-59	911
TURNOVERS	281	265	* - Conference game				
Turnovers per game	17.6	16.6					
Turnover margin	-1.0	-					
Assist/turnover ratio	0.8	0.8					
STEALS	122	135					
Steals per game	7.6	8.4					
BLOCKS	57	46					
Blocks per game	3.6	2.9					
ATTENDANCE	11653	26080					
Home games-Avg/Game	8-1457	8-3260					
Neutral site-Avg/Game	-	0-0					

Score by Periods	1st	2nd	3rd	4th	OT	Totals
Houston	242	236	255	263	23	1019
Opponents	248	249	282	223	21	1023