



RAZORBACKS

Jeri Thorpe | Associate Communications Director
P: 479-283-3344 | E: jthorpe@uark.edu | ArkansasRazorbacks.com

2018-19 ARKANSAS WOMEN'S BASKETBALL

THE SCHEDULE | 18-13, 6-10 SEC

Date	Opponent	Time/TV	TV
Oct. 29	Southwest Baptist (Exh.)	7 p.m.	W, 115-53
Nov. 1	East Central Univ. (Exh.)	7 p.m.	W, 101-46
Nov. 9	Northwestern St. (Elem. Day)	SECN+	W, 98-53
Nov. 14	at UT Arlington	ESPN+	W, 66-65
Nov. 18	No. 22 Arizona State	SECN	L, 85-83
Nov. 23	vs. Tennessee State-!	7:30 p.m.	W, 79-55
Nov. 24	vs. Pittsburgh-!	7:30 p.m.	L, 61-54
Nov. 25	vs. Wisconsin-!	7:30 p.m.	W, 69-68
Nov. 28	Oral Roberts	SECN+	W, 74-61
Dec. 2	at No. 23 Iowa State#	2 p.m.	L, 91-82
Dec. 4	Tennessee Tech	SECN+	W, 65-42
Dec. 8	at Abilene Christian	SCDN	W, 80-68
Dec. 16	Prairie View A&M	SECN+	W, 71-44
Dec. 18	Nebraska	SECN+	W, 84-80
Dec. 20	at Tulsa	CST	W, 61-59
Dec. 30	Jackson State	SECN+	W, 76-57
Jan. 3	#7/6 Mississippi State*	SECN	L, 93-69
Jan. 6	at Ole Miss*	SECN	W, 85-55
Jan. 10	at Missouri*	SECN+	L, 71-53
Jan. 13	Vanderbilt*	SECN+	W, 83-62
Jan. 21	at Tennessee*	SECN	W, 80-79
Jan. 24	Alabama* (We Back Pat)	SECN+	W, 72-61
Jan. 27	at Florida*	SECN+	W, 83-73
rv-Jan. 31	Georgia*	SECN+	L, 80-72
rv-Feb. 3	#16 South Carolina*	SECN	L, 87-79
Feb. 7	at LSU*	SECN	L, 71-34
Feb. 10	Auburn* (Play4Kay)	SECN	L, 75-72
Feb. 17	at #17 Kentucky*	SECN+	L, 61-59
Feb. 21	at Georgia*	SECN+	L, 93-83
Feb. 24	Ole Miss* (Senior Day)	SECN	W, 73-61
Feb. 28	RV Missouri*	SECN	L, 73-67
March 3	at #19 Texas A&M*	SECN	L, 66-53
March 7	Georgia+	SECN	W, 86-76
March 8	#12/13 South Carolina+	SECN	5 p.m.

!-Music City Thanksgiving Challenge, Nashville, Tenn.
#-Big 12/SEC Challenge, Ames, Iowa
+-SEC Tournament, Greenville, S.C.
*-SEC Contest

G32 | #12 S. CAROLINA (21-8) | March 8 | Greenville, S.C. (Bon Secours Wellness Arena)

SERIES

Overall	17-18
SEC	17-17
Fayetteville	10-7
Columbia	5-10
Neutral	2-1



ARKANSAS RAZORBACKS

PTS / GAME	72.5
PTS ALLOWED / GAME	68.7
FG %	.392
FG DEFENSE %	.411
3-PT FG %	.307
3-PT FG DEFENSE %	.293
REB / GAME	36.7
REB ALLOWED / GAME	44.0
LEADING SCORER	Dungee, 19.8
LEADING REBOUNDER	Williams, 6.6
LEADER IN ASSISTS	Monk, 10.3
HEAD COACH	Mike Neighbors
ARKANSAS RECORD	31-31/9-23 SEC (2)
CAREER RECORD	129-72 (6)

SOUTH CAROLINA GAMECOCKS

PTS / GAME	75.3
PTS ALLOWED / GAME	65.6
FG %	.433
FG DEFENSE %	.392
3-PT FG %	.331
3-PT FG DEFENSE %	.300
REB / GAME	39.0
REB ALLOWED / GAME	36.9
LEADING SCORER	Cooper, 11.9
LEADING REBOUNDER	Jennings, 6.2
LEADER IN ASSISTS	Harris, 15.4
HEAD COACH	Dawn Staley
SCHOOL RECORD	271-95 (11)
CAREER RECORD	443-175 (19)

WHAT'S GOING ON IN OUR NEIGHBORHOOD

- Arkansas continues SEC Tournament play with South Carolina. This is the second meeting between these teams this season with the Gamecocks winning the regular season contest.
- Arkansas entered the tournament as the No. 10 seed. It is the sixth time in program history the Razorbacks have been a 10 seed. Arkansas is 1-5 in that spot.
- The Razorbacks are 2-1 against South Carolina in the SEC Tournament. They last faced each other in 2015 with South Carolina winning. Arkansas won in 1995 and 2002.

GET IT TO DUNGEE

- Scored double figures in 28 of 31 games ... Scored 20+ points 16 times ... Scored 30+ points four times ... Scored 41 points against Auburn. It is the second most points in a single game and an SEC game record for a Razorback.
- Eleven consecutive double figure scoring games
- Scored 20+ points in 8 of last 11 games
- Averaging 25.7 points per game, 4.7 rebounds per game and made 86-of-100 free throws in the last 10 games.
- Led the team in scoring in 19 games ... See a lot more about Chelsea Dungee on page 6.

JUST FYI

- Thirteen losses - Six to teams in this week's AP Top-25 and two more to teams who are receiving votes
- Three one-possession losses - two against ranked teams
- Eight losses are 9 points or less - four against ranked teams
- Of the 13 losses, six are to teams with a top-30 RPI
- Wins over Tennessee (RPI 43), Nebraska (RPI 85), UT Arlington (RPI 94) * RPI when we played

FOLLOW, WATCH & LISTEN



@RAZORBACKWBB

Broadcast: SECN (<https://es.pn/2UtnY7S>)
Talent Pam Ward & Carolyn Peck
Live Scoring: <http://bit.ly/2ELz01y>
Razorback Sports Network from IMG (Radio)
Phil Elson
Fayetteville - KQSM-FM-92.1 /// KYNG-AM - 1590*
Fort Smith - KFPW-AM-1230 /// KHGG-AM-1580*
Rogers - KURM-AM-790 /// FM-100.3
*If there are conflicts on the FM station

THE LINEUP (last game starters)

ALEXIS TOLEFREE		MALICA MONK		KIARA WILLIAMS		JAILYN MASON		CHELSEA DUNGEE	
	Jr Conway, Ark.		Sr N. Little Rock, Ark.		Jr Little Rock, Ark.		Jr Mason, Ohio		RSo Sapulpa, Okla.
2	PPG 9.8 FG% .315 RPG 3.0 3-PT 3.4	3	PPG 13.0 FG% .404 RPG 2.3 Ast 10.4	10	PPG 6.6 FG% .575 RPG 6.6 BLK 4.0	14	PPG 7.1 FG% .392 RPG 3.6 Ast 6.3	33	PPG 19.8 FG% .395 RPG 4.5 FT% .820

2018-19 @RAZORBACKWBB

NUMERICAL

NO.	NAME	POS	HT	CL	HOMETOWN/PREVIOUS SCHOOL	TWITTER
0	A'Tyanna Gaulden	G	5-7	RSO	Ocilla, Ga./Americus Sumter HS/Florida State	@AtyannaGaulden
1	Raven Northcross-Baker	G	5-9	Sr	Malvern, Ark./Malvern HS/Chipola College	@ravenbaker_4
2	Alexis Tolefree	G	5-8	Jr	Conway, Ark./Conway HS/Jones County JC	@a2smooth_
3	Malica Monk	G	5-5	Sr	N. Little Rock, Ark./NLR HS	@TheRealMalica
10	Kiara Williams	C	6-1	Jr	Little Rock, Ark./LR Central HS	@kiara_will22
13	Grayce Spangler	G	5-11	So	Fayetteville, Ark./Fayetteville HS	@grayce_1313
14	Jailyn Mason	PG	5-9	Jr	Mason, Ohio/William Mason HS	@UofAjbmason
20	Sydney Stout	F	6-0	Jr	Bixby, Okla./Bixby HS	@sydeny_stout_
22	Bailey Zimmerman	F	6-0	Sr	St. Vincent, Ark. /Wonderview HS	@Bailey_Ann22
23	Amber Ramirez*	G	5-9	Jr	San Antonio, Texas/Wagner HS/TCU	@yungram_
24	Taylah Thomas	F	6-1	So	Arlington, Texas/Mansfield Timberview HS	@hailtaylahh
30	Macy Weaver	F	6-3	So	Davis Junction, Ill./Stillman Valley HS	@macyweaver528
33	Chelsea Dungee	G	5-11	RSO	Sapulpa, Okla./Sapulpa HS/Oklahoma	@ChelseaDungee22
52	Rokia Doumbia	G	5-9	Fr	Bradenton, Fla./IMG Academy/Mali, Africa	@23RokiaDoumbia

*Will redshirt due to NCAA transfer rules

COACHING STAFF

Title	Name	Year	Alma Mater
Head Coach	Mike Neighbors	2nd Season	Arkansas, 1993
Assistant Coach	Todd Schaefer	2nd Season	Thomas More College, 1995
Assistant Coach	Lacey Goldwire	2nd Season	Oklahoma State, 2010
Assistant Coach	Pauline Love	2nd Season	Southern Miss, 2010
Director of Operations	Amber Shirey	31st Season	Arkansas, 1992
Director of Video and Scouting	Jeff Brazil	12th Season	Arkansas, 2010
Dir. of Student-Athlete Devel.	C'eira Ricketts	2nd Season	Arkansas, 2015

ELIGIBILITY

Seniors (3)	Juniors (5)	Sophomores (5)	Freshmen (1)
Raven Northcross-Baker	Alexis Tolefree	Chelsea Dungee	Rokia Doumbia
Malica Monk	Jailyn Mason	A'Tyanna Gaulden	
Bailey Zimmerman	Amber Ramirez*	Grayce Spangler	
	Sydney Stout	Taylah Thomas	
	Kiara Williams	Macy Weaver	

ALPHABETICAL

NO.	NAME	POS	HT	CL	MAJOR
52	Rokia Doumbia	G	5-9	Fr	Pre-Business
33	Chelsea Dungee	G	5-11	R-So	Communication
0	A'Tyanna Gaulden	G	5-7	R-So	Apparel Merchandise & Product Development
14	Jailyn Mason	PG	5-9	Jr	Journalism: News/Editorial
3	Malica Monk	G	5-5	Sr	Recreation & Sport Management
1	Raven Northcross-Baker	G	5-9	Sr	Criminal Justice and Sociology
23	Amber Ramirez	G	5-9	Jr	Criminal Justice
13	Grayce Spangler	G	5-11	So	Journalism: Broadcast
20	Sydney Stout	F	6-0	Jr	Marketing
24	Taylah Thomas	F	6-1	So	Nursing/Public Health
2	Alexis Tolefree	G	5-8	Jr	Sociology
30	Macy Weaver	F	6-3	So	Supply Chain Management
10	Kiara Williams	C	6-1	Jr	Communication
22	Bailey Zimmerman	F	6-0	Sr	Apparel Merchandise & Product Development

BY STATE

ARKANSAS	
Malica Monk	N. Little Rock
Raven Northcross-Baker	Malvern
Grayce Spangler	Fayetteville
Alexis Tolefree	Conway
Kiara Williams	Little Rock
Bailey Zimmerman	St. Vincent

GEORGIA

A'Tyanna Gaulden	Ocilla
------------------	--------

ILLINOIS

Macy Weaver	Davis Junction
-------------	----------------

OHIO

Jailyn Mason	Mason
--------------	-------

OKLAHOMA

Chelsea Dungee	Sapulpa
Sydney Stout	Bixby

TEXAS

Amber Ramirez	San Antonio
Taylah Thomas	Arlington

AFRICA

Rokia Doumbia	Mali
---------------	------

FA-NETIK PRONUNCIATIONS

0	A'Tyanna	AH-tee-ah-nuh
3	Malica	mal-ick-cuh
10	Kiara	key-R-uh
13	Grayce	GRACE
14	Jailyn	JAY-lyn
23	Rokia Doumbia	ro-KEY-uh doom-BE-uh
24	Taylah	TAI-lah

THE SOUTHEASTERN CONFERENCE

Team	SEC					Overall					
	W-L	Pct.	H	A	W-L	Pct.	H	A	N	Strk	RPI
Mississippi State*	15-1	.938	7-1	8-0	27-2	.931	14-1	13-1	0-0	W5	9
South Carolina	13-3	.813	6-2	7-1	21-8	.724	11-4	9-2	1-2	L1	15
Texas A&M	12-4	.750	7-2	5-2	23-6	.793	13-3	8-2	2-1	W4	18
Kentucky	11-5	.687	5-3	6-2	24-6	.800	15-3	6-3	3-0	W1	21
Missouri	10-6	.625	7-1	3-5	22-9	.710	12-3	7-5	3-1	W2	27
Auburn	9-7	.563	3-5	6-2	22-8	.733	9-5	10-3	3-0	W1	50
Georgia	9-7	.563	5-3	4-4	18-12	.600	13-3	4-7	1-2	L1	98
Tennessee	7-9	.438	3-5	4-4	19-11	.633	10-7	6-4	3-0	W1	63
LSU	7-9	.438	4-4	3-5	16-12	.571	11-6	5-6	0-1	L3	64
Arkansas	6-10	.375	3-5	3-5	18-13	.580	9-6	6-6	3-1	L2	96
Alabama	5-11	.313	3-5	2-6	14-17	.452	9-6	3-7	2-4	L1	151
Ole Miss	3-13	.187	2-6	1-7	9-22	.290	8-10	1-8	0-4	L5	214
Florida	3-13	.187	2-6	1-7	8-23	.258	6-9	1-12	1-2	W1	225
Vanderbilt	2-14	.125	1-7	1-7	7-23	.233	5-9	2-10	0-4	L1	177

2019 SEC Women's Basketball Tournament March 6 - 10 • Greenville, SC Bon Secours Wellness Arena

FIRST ROUND		
Wednesday, March 6		
10 a.m.	G1 - #13 Florida d. #12 Ole Miss G2 - #14 Vanderbilt l. #11 Alabama	SECN SECN
SECOND ROUND		
Thursday, March 7		
11 a.m.	G3 - #9 LSU l. #8 Tennessee G4 - Florida l. #5 Missouri	SECN SECN
5 p.m.	G5 - #10 Arkansas d. #7 Georgia G6 - Alabama l. #6 Auburn	SECN SECN
QUARTERFINALS		
Friday, March 8		
11 a.m.	G7 - Tennessee vs. #1 Mississippi St. G8 - Missouri vs. #4 Kentucky	SECN SECN
5 p.m.	G9 - Arkansas vs. #2 South Carolina G10 - Auburn vs. #3 Texas A&M	SECN SECN
SEMIFINALS		
Saturday, March 9		
4 p.m.	G11 - G7 winner vs. G8 winner G12 - G9 winner vs. G10 winner	ESPNU ESPNU
FINALS		
Sunday, March 10		
1 p.m.	G13 - G11 winner vs. G12 winner	ESPNU

All times CENTRAL and subject to change. The second game in a session begins 25 minutes following the conclusion of previous game.

ARKANSAS IN THE SEC TOURNAMENT

- 27th Appearance
- All-Time Record: 13-26
- Best Finish: Semifinals in 2001, 2002, 2019 TBA
- Faced Ole Miss most with a 3-4 record | Have never played Missouri in the SEC Tournament
- Under Mike Neighbors | 2018 def. Vanderbilt; lost to #15 Texas A&M | 2019 def. Georgia
- It is just the third time in program history Arkansas has had back-to-back seasons with a win in the SEC Tournament (1997 & 98 | 2001, 2002 & 2003)

GAME ONE VS. GEORGIA

→ Arkansas' 25 first quarter points ties for the second most in the first frame this year ... Arkansas' 48 points at the half is the second most this year ... The Razorbacks' 13-point halftime lead is the second largest margin in an SEC game this year ... It is the 16th time this season Chelsea Dungee has scored 20+ points and the fourth time she has had 30 or more ... It is the second time this season that all five starters have scored in double figures (Nebraska) ... The last time a No. 10 seed defeated a No. 7 seed was 2015 ... Arkansas shot better than 50% (56.1%) for just the second time this year, and the first time against an SEC opponent ... Malica Monk has 23 games in double figures ... Alexis Tolefree has 16 games in double figures ... Jailyn Mason has 10 games and Kiara Williams nine games with double figure points ... Arkansas forced 12 Georgia turnovers. It is the 30th game in 31 tries the Razorback opponents had double digit miscues. Arkansas had just nine turnovers - their 11th game in single digits.

REGULAR SEASON MEETING WITH SOUTH CAROLINA

- Arkansas did nearly everything right in the game. They struck first with a 9-0 run to open the game. They won the first and second quarters leading by six at the half. The Razorbacks limited turnovers with only nine miscues while forcing 11 South Carolina mistakes. Arkansas lead by as many as 12 points during the game.
- The difference? A 35-point fourth quarter by South Carolina that saw the Gamecocks shoot 57.1%, make three 3-point field goals, outrebound Arkansas 16-9 and get 22 points from their bench.
- Malica Monk had 19 points in the first half.
- Monk (10) and Dungee (20 & 3Q) each scored in double figures in a single quarter.
- Chelsea Dungee scored a career-best 32 points in 33 minutes.
- Malica Monk tied her career-best with 25 points. Monk had only one turnover in 40 minutes of play.
- Monk (4-4) and Dungee (10-11) were a combined 14-15 from the line and took all but four of the Arkansas foul shots.

2018 SEC Preseason Coaches Poll	2018 SEC Preseason Media Poll
1. Mississippi State	1. Mississippi State
2. South Carolina	2. South Carolina
3. Georgia	3. Tennessee
4. Tennessee	4. Georgia
5. Missouri	5. Missouri
6. Texas A&M	6. Texas A&M
7. Kentucky	7. Kentucky
8. Auburn	8. Auburn
9. LSU	9. LSU
10. Alabama	10. Alabama
11. Arkansas	11. Arkansas
12. Florida	12. Florida
13. Vanderbilt	13. Vanderbilt
14. Ole Miss	14. Ole Miss

2019 SEC Women's Basketball Tournament March 6 - 10 • Greenville, S.C. • Bon Secours Wellness Arena



SEC TOURNAMENT HISTORY

Beginning with its inception on Feb. 7, 1980, and through 1986, the tournament was held at campus sites. The tournament was then sent to Albany, Ga., which served as the site for six years from 1987-92. The tournament then moved to Chattanooga, Tenn., where it was held from 1993-2000, with the exception of 1998 when the tournament moved to Columbus, Ga.

Since 2001, the tournament has enjoyed many new sites, including Memphis, Nashville, North Little Rock, Ark., Greenville, S.C and Duluth, Ga.

SEC TOURNAMENT FACT

The SEC was the first conference ever to televise every game of its postseason Women's Basketball Tournament.

SEC TOURNAMENT CHANGES

The 2012-13 season marked the second time in SEC history the Women's Basketball Tournament underwent a format change. The tournament, which had been a four-day event featuring 12 teams since 1992, expanded to 14 teams, adding an extra day of competition. The addition of a day to the tournament will feature two additional contests played on Wednesday. Seeds 11 through 14 will compete in the opening games of the bracket, with the rest of the event continuing on Thursday.



PREVIOUS SEC WOMEN'S BASKETBALL TOURNAMENT SITES:

Fourteen cities have hosted: Albany, Ga. (1987-1992); Athens, Ga. (1984, 1986); Baton Rouge, La. (1981); Chattanooga, Tenn. (1993-1997, 1999-2000); Columbus, Ga. (1998); Duluth, Ga. (2007, 2010, 2013, 2014); Greenville, S.C. (2005, 2017); Jacksonville, Fla. (2016); Knoxville, Tenn. (1980, 1983); Lexington, Ky. (1982); Oxford, Miss. (1985); Memphis, Tenn. (2001); Nashville, Tenn. (2002, 2004, 2008, 2011, 2012, 2018); and North Little Rock, Ark. (2003, 2006, 2009, 2015).

SEC TOURNAMENT RESULTS

1992 (Albany, Ga.) 11 Seed

First round I. Kentucky, 79-63

1993 (Chattanooga, Tenn.) 10 Seed

First round I. Georgia, 84-73

1994 (Chattanooga, Tenn.) 9 Seed

First round I. Georgia, 84-62

1995 (Chattanooga, Tenn.) 5 Seed

First round d. South Carolina, 80-70

Second round I. #16 Alabama, 86-72

1996 (Chattanooga, Tenn.) 10 Seed

First round I. Ole Miss, 76-73

1997 (Chattanooga, Tenn.) 7 Seed

First round d. Kentucky, 71-60

Second round I. #7 Alabama, 85-63

1998 (Columbus, Ga.) 7 Seed

First round d. Auburn, 59-43

Second round I. #10 Florida, 63-49

1999 (Chattanooga, Tenn.) 11 Seed

First round I. Mississippi State, 79-70

2000 (Chattanooga, Tenn.) 10 Seed

First round I. Florida, 96-86

2001 (Memphis, Tenn.) 7 Seed

First round d. Mississippi State, 94-76

Second round d. #10 Florida, 78-69

Semifinals I. #6 Georgia, 63-44

2002 (Nashville, Tenn.) 7 Seed

First round d. Ole Miss, 78-68

Second round d. #12 South Carolina, 79-61

Semifinals I. #6 Vanderbilt, 81-78

2003 (Little Rock, Ark.) 7 Seed

First round d. Alabama, 53-48

Second round I. #6 LSU 78-72

2004 (Nashville, Tenn.) 9 Seed

First round I. Mississippi State, 79-74

2005 (Greenville, S.C.) 11 Seed

First round d. Mississippi State, 80-73

Second round I. #20 Vanderbilt, 79-60

2006 (Little Rock, Ark.) 9 Seed

First round I. Ole Miss, 94-64

2007 (Duluth, Ga.) 10 Seed

First round I. Kentucky, 72-57

2008 (Nashville, Tenn.) 11 Seed

First round I. Auburn, 73-51

2009 (Little Rock, Ark.) 8 Seed

First round I. Ole Miss, 65-60

2010 (Duluth, Ga.) 12 Seed

First round I. Vanderbilt, 65-64 OT

2011 (Nashville, Tenn.) 9 Seed

First round I. Florida, 68-59

2012 (Nashville, Tenn.) 5 Seed

First round d. Ole Miss, 67-47

Second round I. LSU, 41-40

2013 (Duluth, Ga.) 8 Seed

First round bye

Second round I. Florida, 64-59 OT

2014 (Duluth, Ga.) 11 Seed

First round I. Ole Miss, 62-63

2015 (Little Rock, Ark.) 9 Seed

First round bye

Second round d. Ole Miss, 72-61

Quarterfinals I. #3 South Carolina, 36-58

2016 (Jacksonville, Fla.) 10 Seed

First round bye

Second round I. Tennessee, 68-51

2017 (Jacksonville, Fla.) 10 Seed

First round I. Florida, 71-61

2018 (Nashville, Tenn.) 13 Seed

First round d. Vanderbilt, 88-76

Second round I. #15 Texas A&M, 82-52

2019 (Greenville, SC) 10 Seed

First round bye

Second round d. Georgia, 86-76

Quarterfinals #12 South Carolina

MISCELLANEOUS

Ole Miss	3-4
Florida	1-5
Mississippi State	2-2
South Carolina	2-1
Vanderbilt	1-3
Alabama	1-2
Kentucky	1-2
Georgia	1-3
Auburn	1-1
LSU	0-2
Tennessee	0-1
Texas A&M	0-1
Missouri	0-0
Total	13-27

SEC TOURNAMENT RECORDS

INDIVIDUAL

Points: 40, Shameka Christon (vs. Vandy, 3/2/02)
 Points by Opponent: 44, LaToya Thomas, MSU (3/1/01)
 Field Goals: 16, Shameka Christon (vs. Vandy, 3/2/02)
 Field Goal Att.: 23, Shameka Christon (vs. LSU, 3/7/03 & vs. Vandy, 3/2/02)
 Field Goal Pct.: .696, (16-23) Shameka Christon (vs. Vandy, 3/2/02)
 Three-Point Goals: 6, Lyndsay Harris (vs. Florida, 3/3/11)
 Three-Point Att.: 13, Kimberly Wilson (vs. Georgia, 3/4/94)
 Three-Point Pct.: .750 (3-4), Lyndsay Harris (Ole Miss, 3/1/12)
 Free Throws: 10, Christy Smith (vs. Alabama, 3/4/95);
Chelsea Dungee (vs. Georgia, 3/7/19)
 Free Throw Att.: 12 Chelsea Dungee (vs. Georgia, 3/7/19)
 Free Throw Pct (min 10 att.): 1.000 (10-10), Christy Smith (vs. AL, 3/4/95)
 Rebounds: 12, Kristin Moore (vs. MSU, 3/4/04); Celia
 Anderson (MSU, 3/1/01); Karen Jones (UK, 2/28/97);
 Ashley Daniels (vs. LSU 3/2/12); Melissa Wolff (UT, 3/3/16)
 Rebounds by Opponent: 19, Jennifer Humphrey, Ky. (3/1/07)
 Assists: 12, Amy Wright (vs. Miss. State, 3/1/01)
 Blocked Shots: 4, Lauren Ervin (vs. Kentucky, 3/1/07)
 Turnovers: 7, Brittney Vaughn (vs. Kentucky, 3/1/07)
 Steals: 6, Shea Henderson (vs. Georgia, 3/4/94);
 C'eira Ricketts (vs. Florida, 3/3/11)
 Minutes Played: 45 Charity Ford (vs. Vandy, 3/4/10-OT)
 40, Christy Smith (vs. USC, 3/3/95 and vs. Bama, 3/4/95);
 Dominique Washington (vs. Kentucky, 3/1/07); Calli Berna
 (vs. Florida, 3/7/13); Calli Berna (vs. Ole Miss, 3/5/14);
 Calli Berna (vs. #3/3 South Carolina, 3-6-15); Calli Berna
 (vs. Ole Miss, 3-5-15); Kelsey Brooks (vs. #3/3 South Carolina,
 3-6-15); Jailyn Mason (Vanderbilt, 2-28-18)

TEAM

Points
 Game, High: 94 vs. Miss State, 3/1/01
 Game, Low: 36, vs. #3/3 South Carolina, 3/6/15
 Opponent High: 96 by Florida, 3/2/00
 Half, High: (2nd) 52 vs. VU, 3/2/02; vs. MSU, 3/1/01
 (1st) 48 vs. Florida, 3/2/00; (1st) 48 vs. Georgia, 3/7/19
 Half, Low: 13 (1st) vs. Georgia, 3/3/01
 Field Goals
 High: 39 vs. Miss. State, 3/1/01
 Low: 11, vs. #3/3 South Carolina, 3/6/15
 Field Goal Attempts
 High: 81 vs. No. 15 Texas A&M, 3-1-18
 81 vs. Ole Miss, 3/2/06
 Low: 41, vs. #3/3 South Carolina, 3/6/15
 Field Goal Percentage
 High: .56.1% (32-57) vs. Georgia, 3/7/19
 Low: .13 (11-57), vs. #3/3 South Carolina, 3/6/15
 Opponent, High: .750 by Georgia, 3/5/93
 Opponent, Low: .308 by Auburn, 2/27/98
 Three-Point Goals
 High: 12 vs. Vanderbilt, 3/1/18
 Low: 1 vs. Florida, 2/28/98
 Three-Point Attempts
 High: 33 vs. Vanderbilt, 3/1/18
 Low: 8 vs. Kentucky, 3/1/07; LSU, 3/7/03

Three-Point Percentage
 High: .500 (9-18), vs. Ole Miss, 3/2/12
 Low: .070 vs. Florida, 2/27/98
 Opponent, High: .750 by Georgia, 3/5/93
 Opponent, Low: .100 (1-10), Ole Miss, 3/5/14
 Free Throws
 High: 29 vs. USC, 3/3/95
 Low: 3 vs. Florida, 3/7/13
 Free Throw Attempts
 High: 35 vs. Ole Miss, 3/5/`5
 Low: 6 vs. Kentucky, 3/1/07; vs. Florida, 3/7/13
 Free Throw Percentage
 High: .889 vs. Miss. State, 3/1/01
 Low: .556 vs. Kentucky, 3/6/92; Ole Miss, 3/5/14)
 Opponent, High: 1.000 by USC, 3/3/95
 Opponent, Low: 45.5% (5-11) Georgia, 3/7/19
 Rebounds
 Rebounds, High: 49 vs. Ole Miss, 3/2/06
 Rebounds, Low: 20 vs. Auburn, 3/6/08
 Offensive, High: 18 vs. Ole Miss, 3/2/06
 Offensive, Low: 6 vs. Florida, 3/7/13
 Defensive, High: 31, Ole Miss, 3/2/06)
 Defensive, Low: 12 vs. Florida, 3/2/00
 Opponent, High: 63, No. 15 Texas A&M, 3/1/18
 Opponent, Low: 26, by Miss. State, 3/4/04
 Assists
 High: 25 vs. Vanderbilt, 2/28/18
 Low: 5, vs. LSU, 3/2/12
 Blocked Shots
 High: 8 vs. Kentucky, 3/1/07
 Low: 0 vs. Florida, 3/2/00; vs. LSU, 3/2/12
 Steals
 High: 13 vs. Kentucky, 3/6/92
 Low: 3 vs. Ole Miss, 3/1/96; UT, 3/3/16
 Turnovers
 High: 22 vs. Miss. State, 3/4/04
 Low: 4 vs. Vanderbilt, 3/2/02
 Personal Fouls
 High: 27 vs. Kentucky, 3/6/92
 Low: 11 vs. USC, 3/3/95

CONGRATS GRADUATES!

Seniors Malica Monk and Bailey Zimmerman donned a cap and gown in December as they graduated with their undergrad degrees. Monk is a rec and sport management major while Zimmerman majored in apparel merchandise and product development. Both players began graduate school in January. Raven Northcross-Baker and Sydeny Stout will graduate in May.



DUNGEE EARNS ALL-SEC HONOR

University of Arkansas redshirt sophomore Chelsea Dungee earned selection to the All-Southeastern Conference Second-Team the league office announced Tuesday. Dungee, who sat out last season after transferring to Arkansas, has led Arkansas in scoring all season. Her selection is the first All-SEC postseason honor for Arkansas since 2016 and the 23rd overall. The Sapulpa, Oklahoma, native is in the midst of a record-setting season. She enters the week averaging 19.5 points per game with 27 double figure scoring contests this year. Dungee has had 15 games with 20 or more points, two games with 30 or more points and set a program record in a conference game with a 41-point effort against Auburn.


A LOT OF OFFENSE


→ Five different players (Tolfree, Monk, Dungee, Thomas & Northcross-Baker) have led Arkansas in scoring.
 → Dungee and Monk average double figures at 19.8 ppg and 13.0 ppg, respectively.
 → Both players have scored over 400 points this season with Dungee over the 600-point mark.
 → Dungee, Monk and Alexis Tolfree (305 pts) have scored 1,322 of Arkansas' 2,247 points this season. That is 58.8% of the team's offense.
 → Dungee, Monk and Tolfree have combined for 101 20+ point performances and they have 41 performances with 15 or more points.
 → Arkansas is 2-2 when Alexis Tolfree or Malica Monk score 20+, and 8-8 when Chelsea Dungee has 20 or more points in a game.


WHAT'S HE SAYIN'?


Don't be alarmed if you don't understand what Head Coach Mike Neighbors is saying on the bench. He has a language all his own.

Coach Neighbors plays "Positionless Basketball". Instead of having guards, forwards and centers, he has Rabbits, Rackers, Locks and Dragons.

 Rabbits run the floor and look to score quickly with a layup.

 Rackers are the player with the ball - go to the rack.

 Locks are the players who are trying to win the race to the corners

 The Dragon is the last player down the court. Watch out for a long distance shot from this spot.

BY THE NUMBERS

→ 14-2 when leading or tied (#16 South Carolina, #17 Kentucky) at the half.
 → Forced double digit turnovers in 30 of 31 games (Kentucky).
 → Committed 10 or fewer turnovers in 14 games.
 → Made double figure 3-point field goals in nine games ... 7-2 when making 10+ from distance.
 → 4-3 in one-possession games.
 → Twenty-one games with the same or more made free throws that their opponent. 14-6 when making more bonus shots than their opponents.
 → Shot 70% or better from the line in 18 games including a stretch of eight in a row (Miss State-SC). Perfect 12-for-12 against Missouri at home.
 → Double-figure steals in 12 games this season.
 → Bettered the overall and SEC win totals from a year ago.
 → Won or tied the second half in 18 games.
 → Eleven games this season with 80+ points ... Only four games with 80+ points all of 2017-18.

RARE AIR

Malica Monk is one of seven players in program history to have 1000+ points, 250+ rebounds and 300+ assists for her career.

Player	Points	Rebounds	Assists
Kim Wilson (94-97)	1733	499	332
C'eira Ricketts (09-12)*	1557	666	523
Christy Smith (95-98)	1459	294	507
Tracy Webb (84-87)	1343	388	424
Malica Monk (16-pres)	1253	286	355
Cheryl Orcholski (81-84)	1239	667	323
Amber Nicholas (89-92)*	1209	428	537

*Current staff members for the Razorbacks

OUR RECORD WHEN ...

Overall	18-13
Home / Away / Neutral	9-6 / 6-6 / 3-1
SEC	6-10
Home / Away	3-5 / 3-4
White Uniforms	9-6
Cardinal Uniforms	9-5
Anthracite Uniforms	0-2

LEADS/QUARTERS/HALFTIME/OT

Leading after the 1st quarter	12-1
Leading after the 2nd quarter/Half	13-3
Leading after the 3rd quarter	16-1
Leading at the half, home	7-2
Leading at the half, road/neutral	6-2
Tied at the half, home	1-0
Tied at the half, road/neutral	-
Games decided by 5 points or fewer	5-3
Games decided by 10 points or fewer	8-8
Leading with 5:00 left	16-0
Leading with 2:00 left	17-0
Overtime games	-

OFFENSE

Scoring less than 70 points	4-7
Scoring 70-79 points	6-3
Scoring 80-89 points	7-3
Scoring 90-99 points	1-0
Scoring 100+ points	-
2 Players Or Less in Double Figures	3-6
3 Players in Double Figures	6-3
4 Players in Double Figures	6-4
5 Players in Double Figures	2-0
More than 5 players in Double Figures	1-0 (NSU)
1 Player Scores 20+ Points	9-5
2 Players Score 20+ Points	1-3
When shooting 50 percent or higher	2-0
When shooting less than 50 percent	16-13

REBOUNDING/TURNOVERS

When outrebounding opponent	6-0
When outrebounded	10-13
When rebounds are even	2-0
When grabbing 10+ offensive reb	13-8
When forcing 15+ turnovers	16-7
When committing less than 15 turnovers	14-12
When committing 15+ turnovers	4-1

Top Scorers (Includes Ties)

Tolfree	NSU, UTA, ASU, Pitt, ACU, JSU
Monk	UTA, UT, ALA, FLA
Dungee	TSU, WIS, ORU, ISU, TTU, NEB, TUL, MSU, OM, MU
.....	FLA, GA, SC, LSU, AU, KY, GA, OM, MU, TAMU, GA
Thomas	PVAM
Northcross-Baker	VU

Top Rebounders (Includes Ties)

Williams	NSU, ASU, TSU, ORU, ISU, TTU, ACU, PVAM, NEB, TUL, JSU, OM, KY, GA, GA
Thomas	NSU, UTA, WIS, MSU, MU, UT, FLA, GA, LSU
Zimmerman	Pitt, VU, OM
Dungee	MU, AU, MU, TAMU
Doumbia	VU
Mason	ALA, GA, SC
Monk	AU
Northcross-Baker	AU
Tolfree	TAMU, GA

Months

In November	5-2
In December	6-1
In January	5-3
In February	1-6
In March	1-1

GAME WINNERS

When the game is on the line, Arkansas senior Malica Monk is at her best. Monk has hit three game-winning shots in the closing seconds this season.

→ She crossed over a Tennessee defender to create separation and hit about a 12-foot jumper with 3.6 seconds remaining to give Arkansas an 80-79 win - its first road win over the Volunteers since 2012 and only the second for the Razorbacks in 16 games at Thompson-Boling Arena.

→ Monk's layup with 4.7 seconds remaining completed a 15-point comeback in the Razorbacks' 69-68 win over Wisconsin on Nov. 25 during an event in Nashville, Tenn.

→ On Dec. 20 she made a layup with eight seconds remaining to give Arkansas the go-ahead points in a 61-59 win at Tulsa.

→ Tennessee's shot was the fourth game winner in Monk's career and second in an SEC game. She followed a miss with a layup at the buzzer to beat Vanderbilt 57-56 at Bud Walton Arena as a freshman three years ago.

ARKANSAS FROM DISTANCE

→ Arkansas is second in the SEC and 41st in Division I* with 237 made 3-point field goals.

→ The Razorbacks are first in the conference and 13th in DI* with 773 attempts.

→ Arkansas is third in the SEC and 52nd in Division I* averaging 7.6 made 3-pointers a game.

→ In SEC-only games Arkansas is third the league with 123 makes, third with 405 attempts and third with 7.7 made 3-pointers in a game.

→ Arkansas has 237 3-point field goals through 31 games. They broke into the program team single season top-10 at Florida. This year's total ranks second and climbing in program history.

*ranking through 3/6/19 but totals through 3/7/19

3-POINT FIELD GOALS MADE

	3PTFG	SEASON
1.	237 (31 games)	2018-19
	237 (31 games)	2017-18
3.	202 (33 games)	2000-01
4.	200 (28 games)	2005-06
5.	200 (32 games)	2008-09
6.	198 (34 games)	1998-99
7.	191 (33 games)	1997-98
8.	177 (30 games)	2013-14
	177 (30 games)	2016-17
10.	169 (34 games)	2010-11

IN THE 4TH QUARTER ARKANSAS HAS ...

- Outscored opponents 606-569
- Won the fourth quarter in 18 games
- Shot .417 from the floor
- Committed fewer turnovers (69-125)
- Had more steals (69-38)

A FREE SHOT

→ Arkansas is fourth in the SEC for made free throws with 424.

→ Chelsea Dungee leads the Razorbacks shooting .820 (182-222) from the line.

→ Dungee is second in the SEC in FT% at .820.

→ Dungee leads the SEC with 182 made free throws and with 222 attempts.

→ Arkansas is 40th in the NCAA* and fourth in the SEC with 590 free throw attempts.

→ The Razorbacks are fourth in the SEC and 30th in the country* with 424 made free throws.

*ranking through 3/6/19 but totals through 3/7/19

UNDER 10

→ Arkansas has played 15 games to a 10 or fewer point margin.

→ The Razorbacks have won three games by a single point (UT-Arlington, Wisconsin, Tennessee). They defeated Tulsa by two and Nebraska by four.

→ Arkansas lost to No. 22 Arizona State, Auburn and at No. 17 Kentucky by one possession.

→ Arkansas lost on a neutral site to Pitt by seven points, at No. 22 Iowa State by nine points, to Georgia, South Carolina by eight points and Missouri by six points.

CHASING LAST YEAR'S NUMBERS

→ Last season, Arkansas had 47 performances of 10-14 points in a game for a single player. They had 27 performances of 15-19 points; 18 times in which players scored 20-25 points and one 26+ point performance.

→ This season (31 games) Arkansas has 51 10-14 point performances. They have 28 performances with 15-19 points; 17 with 20-25 points, four 26+ point and three 30+ and one 40+ point performances.

THE PATH TO A MILESTONE

→ Malica Monk became the 28th player in program history to score 1,000 career-points. She reached the milestone with a layup in the second quarter in the win over Nebraska.

→ Monk scored 110, 247 and 494 points, respectively, in each of her first three seasons.

→ Monk has 402 points as a senior through 31 games - more points than she had in her first two years combined.

→ Monk has 34 made 3-point baskets this season. That is more than she had as a freshman (2) or a sophomore (7) and four shy of last year.

→ Monk has started 94 of 116 games including 87 in a row (She has missed some games with injury so the number is not consecutive).

→ She has scored in double figures in 66 games, had 14 games with 20+ points and led the team in scoring in 17 games.

1,000 POINT CLUB

NAME (CAREER)	YR	GP	PTS
15. Lyndsay Harris (09-12)	4	123	1,347
16. India Lewis (99-03)	4	128	1,308
17. Malica Monk (2016-)	4	116	1,253
18. Cheryl Orcholski (80-84)	4	123	1,239
19. Juliet Jackson (86-90)	4	120	1,213
20. Amber Nicholas (88-92)	4	117	1,209
21. Stephanie Bloomer (91-95)	4	105	1,159
22. Amanda Holley (81-84)	3	94	1,154
23. Monica Brown (83-87)	4	103	1,145
24. Kelly Johnson (92-96)	4	113	1,109
25. Blair Savage (89-93)	4	114	1,072
Jailyn Mason (2017-)	3	92	788

A LOOK AT CHELSEA DUNGEE

→ Scored double figures in 28 of 31 games

→ Scored 20+ points 16 times

→ Scored 30+ points three times

→ Scored 41 points against Auburn. It is the second most points in a single game and an SEC game record for a Razorback.

→ Dungee's 19.8 points per game rank second all-time in a single season for a Razorback player.

→ Her 19.8 ppg average is the best since Shameka Christon's 16.7 ppg in 2001-02.

SCORING AVERAGE

1.	23.1	Shelly Wallace	1988-89
2.	21.8	Shameka Christon	2003-04
3.	20.0	Delmonica DeHorney	1989-90
4.	19.8	Bettye Fiscus	1984-85
	19.8	Chelsea Dungee	2018-19
5.	18.7	Bettye Fiscus	1881-82
6.	18.3	Bettye Fiscus	1982-83
7.	18.2	Delmonica DeHorney	1990-91
8.	18.1	Sha Hopson	1991-92

→ Dungee's 615 points ranks third all-time in a single season behind Bettye Fiscus' 655 point season in 1981-82.

SINGLE SEASON RECORDS POINTS

1.	692	Shelly Wallace	1988-89
2.	655	Bettye Fiscus	1981-82
3.	615	Chelsea Dungee	2018-19
4.	611	Shameka Christon	2003-04
5.	583	Delmonica DeHorney	1990-91
6.	581	Delmonica DeHorney	1989-90
7.	554	Bettye Fiscus	1984-85
8.	517	Shameka Christon	2001-02
9.	502	Kimberly Wilson	1995-96
10.	501	Karyn Karlin	1997-98

CHELSEA DUNGEE'S ALL-SEC SEASON

DUNGEE

"The last name of someone who is loyal and caring, no one has your back like them. They sometimes can have a very short temper and snap on you. Many people envy these people because of their popularity and knowness." - from *urbandictionary.com*



28	DOUBLE FIGURE GAMES
16	20+ POINT GAMES
4	TWO 30+ POINT GAMES
1	41 POINTS VS. AU - SEC GAME PROGRAM BEST
182	1ST SEC 5TH DI IN FREE THROWS MADE
220	1ST SEC 7TH DI IN FREE THROWS ATTEMPTED
615	1ST SEC 18TH IN DI FOR TOTAL POINTS
19.8	2ND SEC 32ND DI IN POINTS PER GAME
28	1 OF 3 RAZORBACKS WITH 27+ DOUBLE FIGURE GAMES SINCE 2005-06
1	ONLY RAZORBACK SINCE 2005-06 WITH 3 30+ POINT GAMES
1	ONLY RAZORBACK SINCE 2005-06 WITH A 40+ POINT GAME
22.6	2ND SEC ONLY GAMES IN SCORING
346	2ND SEC ONLY GAMES IN TOTAL POINTS
104-121	1ST SEC ONLY GAMES IN FTM 2ND FTM
34.8	MINUTES PER GAME IN SEC CONTESTS

Numbers are updated. SEC and NCAA rankings are through 3/6/2019

→ Dungee's 182 made free throws and 222 free throw attempts rank second all-time in program history for a single season.

FREE THROWS MADE			
1.	183	Betty Fiscus, Fr.	1981-82
2.	182	Chelsea Dungee	2018-19
3.	158	Shelly Wallace	1988-89
4.	143	Delmonica DeHorney	1989-90
5.	134	Christy Smith	1994-95
6.	132	Kelsey Brooks	2014-15
FREE THROWS ATTEMPTED			
1.	229	Betty Fiscus, Fr.	1981-82
2.	222	Chelsea Dungee, So.	2018-19
3.	220	Shelly Wallace	1988-89
4.	220	Shelly Wallace, Sr.	1988-89
5.	213	Delmonica DeHorney, Jr.	1989-90
6.	199	Kelsey Brooks, So.	2014-15
7.	194	Shea Henderson, Sr.	2014-15
8.	180	Delmonica DeHorney, Fr.	1987-88
9.	177	Delmonica DeHorney, Sr.	1990-91

→ Dungee has scored in double figures 10 times in the first half of games, however, she averages just 7.4 ppg in the first 20 minutes. That number jumps to 12.4 ppg in the second half.

→ Dungee is solid in Arkansas' wins averaging 18.1 ppg and going 88-of-114 from the line. She has 77 rebounds and 22 assists in the 18 victories.

→ Dungee elevates her game in the losses averaging 22.3 ppg going 94-108 (.870) from the line. She has 61 rebounds and 22 assists.

Double Figure Scoring In A Season (Since 2005-06)

Name	Games	20+	30+	Year	Consecutive
Sarah Watkins	28/34	3	-	2010-11	8
Chelsea Dungee	28/31	16	4	2018-19	11
Laurin Ervin	27/31	2	-	2006-07	14
Jessica Jackson	26/32	5	-	2014-15	12
Jessica Jackson	26/30	8	-	2015-16	10
Jessica Jackson	25/30	7	1	2013-14	10
C'eira Ricketts	25/32	2	-	2008-09	8

DUNGEE GOES FOR 41 POINTS

- Chelsea Dungee scored a career-best 41 points against Auburn.
- Dungee was 10-for-18 from the floor including a 4-for-7 performance from the line.
- Four 3-point field goals tied her career-best and 17 made and 19 attempted free throws were career-highs.
- Her 17-for-19 output from the line ranks first and third, respectively, in single-game history at Arkansas.
- Dungee went 17-for-19 from the line and played all 40 minutes against the Tigers.
- The 41 points is an SEC game program record and just three points shy of the single game record at Arkansas.

ABOUT THE LOSSES

- Arkansas has 13 losses this year - three of which are by just one possession.
- 88-85, to No. 22 Arizona State | 75-72 to Auburn | 61-59 at No. 17 Kentucky
- The Razorbacks have eight losses by single digits.
- Five of the 13 losses are to ranked teams.
- Eight of the 13 losses are to teams with RPI's in the top-50.
- Seven-of-13 are at a neutral or road venues.
- The Razorbacks have been out-rebounded by a 13.9 margin in the losses.

THE POLLS

March 4, 2019

AP TOP 25

RK TEAM	RECORD	PTS
1	Baylor (28)	27-1 700
2	Connecticut	27-2 663
3	Louisville	27-2 638
4	Notre Dame	27-3 625
5	Mississippi State	27-2 580
6	Oregon	27-3 567
7	Stanford	25-4 518
8	Maryland	26-3 508
9	North Carolina St	25-4 442
10	Iowa	23-6 431
11	Oregon State	24-6 428
12	South Carolina	21-8 348
13	Kentucky	24-6 326
14	Gonzaga	27-3 320
15	Texas A&M	23-6 307
16	Miami	24-7 289
17	Marquette	24-6 268
18	Syracuse	22-7 239
19	Iowa State	22-7 235
20	Arizona State	19-9 151
21	Texas	21-8 119
22	Florida State	22-7 82
22	Drake	23-5 82
24	Rice	24-3 75
25	UCLA	19-11 62

Others receiving votes: South Dakota 23; South Dakota State 23; DePaul 19; Kansas State 7; BYU 7; Rutgers 7; Florida Gulf Coast 5; UCF 4; Missouri 2.

March 5, 2019

USA TODAY COACHES POLL

RK TEAM	RECORD	PTS
1.	Baylor (28-1)	775 1
2.	Connecticut (28-2)	738 2
3.	Louisville (27-2)	708 3
4.	Notre Dame (27-3)	682 4
5.	Mississippi St (27-2)	651 5
6.	Oregon (27-3)	628 6
7.	Stanford (25-4)	582 7
8.	Maryland (26-3)	561 9
9.	Oregon State (24-6)	492 8
10.	Iowa (23-6)	487 11
11.	NC State (25-4)	483 10
12.	Gonzaga (27-3)	384 14
13.	South Carolina (21-8)	343 15 (Tie)
14.	Kentucky (24-6)	332 13
15.	Miami (Fla.) (24-7)	326 15 (Tie)
16.	Syracuse (22-7)	300 17
17.	Marquette (24-6)	292 12
18.	Texas A&M (23-6)	287 18
19.	Iowa State (23-7)	230 22
20.	Arizona State (19-9)	214 20
21.	Florida State (22-7)	125 21
22.	Texas (21-8)	118 19
23.	Drake (23-5)	115 23
24.	DePaul (23-7)	81 24
25.	South Dakota (26-4)	47 25

Others receiving votes: Rice (24-3) 33; UCLA (19-11) 24; Missouri (21-9) 13; Rutgers (21-8) 6; Boise State (24-4) 5; South Dakota State (23-6) 5; Central Florida (24-5) 4; Texas-Arlington (22-6) 4.

→ Only two players, Chelsea Dungee (22.3 ppg) and Malica Monk (11.8 ppg) average double figures in the losses.

→ Arkansas has made and taken fewer free throws than its opponents in the losses (138-185 | 217-265).

WILLIAMS HAS CAREER NIGHT

- Kiara Williams posted a career-best 17 rebounds at Kentucky.
- She had a career-high 7 blocked shots against the Wildcats.
- Williams tied her career-best with seven field goals at Kentucky.
- She scored 14 points and had 17 rebounds in Lexington. It was her third double-double of the season and the eighth of her career. It was just the fourth double-double of the season for Arkansas.
- Williams' 17 rebounds is T-9 and her seven blocks are T-3 in the Arkansas single game records.

DOUBLING UP

- Chelsea Dungee has scored in double figures in 28 games with 20+ points 16 times (Arizona State (20), Wisconsin (20), Oral Roberts (21), Iowa State (27), TTU (28), NEB (23), TUL (23), MSU (25), FLA (25), GA (28), SC (32), AU (41), KY (20), OM (33) MU (25), GA (31).
- Malica Monk has scored in double figures in 23 games while Alexis Tole-

free has posted double digits 16 times.

- Dungee (16x), Monk (4x) and Tolefree (2x) have scored 20+ points.
- Three players have had double figure rebounding games. Kiara Williams had a career-best 17 boards on the road at No. 17 Kentucky. She was also in double figures at Ole Miss, vs. TSU, PVAMU, Tulsa, at ORU and at ACU.
- Bailey Zimmerman had 11 rebounds against Pitt & PVAMU and Taylah Thomas grabbed 12 rebounds against Wisconsin.
- Bailey Zimmerman had the first double-double of the season and of her career with 11 points and 11 rebounds against Pitt.
- Kiara Williams has three double-doubles this season / eight in her career.

NEWCOMERS CAN SCORE

- Alexis Tolefree (6x) and Chelsea Dungee (22x) have led Arkansas in scoring.
- Redshirt transfer Chelsea Dungee leads the team averaging 19.8 points per game.
- Junior college transfer Alexis Tolefree is third on the team averaging 9.8 points per game.
- Newcomers Chelsea Dungee, Alexis Tolefree, A'Tyanna Galden and Rokia Doumbia have scored 1,069 of Arkansas' 2,247 points. That is 47.6% of the team's points this season.

SEC CAREER LEADERS

- Malica Monk ranks 13th among active SEC players for career points with 1,253.
- Kiara Williams is 15th among active SEC players with 471 career rebounds and is ninth with 74 career blocked shots.
- Malica Monk ranks fourth with 175 career steals and is eighth with 355 career assists.
- Monk is one of only seven players who rank in three or more of the SEC career categories.

HOME GROWN

- Arkansas has six in-state players on the roster this year.
- That is the most Arkansans on the team since 2010 when there were seven in-state players.
- The Razorbacks have had 113 players from the state on its rosters with Little Rock producing the most with 11 student-athletes.

GUARD HEAVY

- Arkansas has nine players who list their positions as guard or point guard and two others who are guard/forwards.
- The guard-heavy lineup allows the Razorbacks to play "Functionally Fast" - or as fast as they can while functioning at a high level.
- Look for senior Malica Monk and redshirt sophomore A'Tyanna Galden to handle the ball a lot. Both players are fast and don't make many mistakes.

FUNCTIONALLY FAST

- Coach Neighbors wants Arkansas to play as fast as they can function. That means move quickly but don't make a lot of mistakes and that is exactly what the Razorbacks did last year.
- Arkansas led the SEC and ranked fourth in the nation for fewest turnovers with just 360 miscues in 31 games last season.
- Play fast and don't turn it over is Arkansas' motto this year.
- Possessions are important. Arkansas has taken 2,613 shots (2,023 FG+590 FT) with 1,217 (793 FG+424 FT) makes (46.6%).

STARTERS					
Game	G	G	G	G	F
NSU	Northcross-Baker	Tolefree	Monk	Dungee	Williams
UTA	Mason	Tolefree	Monk	Dungee	Williams
ASU	Mason	Tolefree	Monk	Dungee	Williams
TSU	Mason	Tolefree	Monk	Dungee	Williams
PITT	Mason	Tolefree	Monk	Dungee	Williams
WISC	Mason	Tolefree	Monk	Dungee	Williams
ORU	Mason	Tolefree	Monk	Dungee	Williams
ISU	Zimmerman	Mason	Monk	Dungee	Williams
TTU	Mason	Tolefree	Monk	Dungee	Williams
ACU	Mason	Tolefree	Monk	Dungee	Williams
PVAM	Mason	Tolefree	Monk	Dungee	Williams
NEB	Mason	Tolefree	Monk	Dungee	Williams
TUL	Mason	Tolefree	Monk	Dungee	Williams
JSU	Mason	Tolefree	Monk	Dungee	Williams
MSU	Mason	Tolefree	Monk	Dungee	Williams
OM	Mason	Tolefree	Monk	Dungee	Williams
MO	Mason	Tolefree	Monk	Dungee	Williams
VU	Mason	Tolefree	Monk	Dungee	Williams
UT	Mason	Tolefree	Monk	Dungee	Williams
ALA	Mason	Tolefree	Monk	Dungee	Williams
FLA	Mason	Tolefree	Monk	Dungee	Williams
GA	Mason	Tolefree	Monk	Dungee	Williams
SC	Mason	Tolefree	Monk	Dungee	Williams
LSU	Mason	Tolefree	Monk	Dungee	Williams
AU	Mason	Tolefree	Monk	Dungee	Williams
KY	Mason	Tolefree	Monk	Dungee	Williams
GA	Mason	Tolefree	Monk	Dungee	Williams
OM	Mason	Tolefree	Monk	Dungee	Williams
MO	Mason	Tolefree	Monk	Dungee	Williams
TAMU	Mason	Tolefree	Monk	Dungee	Williams
GA	Mason	Tolefree	Monk	Dungee	Williams
SC	Mason	Tolefree	Monk	Dungee	Williams

- Arkansas has turned the ball over only 353 times. The Razorbacks have played 11 games (Pitt, Iowa State, Tennessee Tech, Abilene Christian, PVAMU, MU, Tenn., Fla., SC, MU, GA) with single-digit turnovers and 14 games with 10 or fewer miscues.
- Arkansas has forced double figure turnovers in 30 of 31 games.
- Arkansas is fourth in the SEC & 11th in DI with a +5.9 turnover margin. They have the fewest miscues (353 in the league and lead the SEC and are seventh in Division 1 with just 11.4 tpg. (rankings prior to SEC Tournament).

FINISHING STRONG

Along with the fast starts, Arkansas is looking to finish strong - that is the benefit of depth late in the game. Scoring in the final five minutes:

SWB	9-0 (exh)	ISU	5-6 (L)	MU	10-12 (L)	KY	8-9 (L)
ECU	17-8 (exh)	TTU	2-9 (W)	VU	8-11 (W)	GA	13-17 (L)
NSU	9-5 (W)	ACU	4-4 (W)	UT	13-9 (W)	OM	10-9 (W)
UTA	4-6 (W)	PVAM	7-9 (W)	AL	12-8 (W)	MO	19-21 (L)
ASU	16-11 (L)	NEB	7-15 (W)	FLA	9-7 (W)	TAMU	6-4 (L)
TSU	14-4 (W)	TUL	12-14 (W)	GA	8-11 (L)	GA	6-7 (L)
Pitt	5-8 (L)	JSU	15-10 (W)	SC	15-15 (L)	SC	
Wis	12-12 (W)	MSU	16-12 (L)	LSU	4-9 (L)		
ORU	9-10 (W)	OM	19-6 (W)	AU	14-10 (L)		

SOME THINGS REMAIN THE SAME - TRUST, TALENT AND TIME

My program will be built on three things. It's very simple.

→ TRUST - The highest form of loyalty that has to be earned, managed and sometimes re-earned. If we don't have this, nothing will work and the stool's legs will fall off and everything will collapse.

→ TALENT - It doesn't mean you can dribble, shoot, pass and rebound. It's a lot of other things like the ability to engage with the fan base and willingness to sign autographs for a 10-year-old child you might be inspiring.

→ TIME - It's just not being on time or making time. It's how you utilize your time and who you invest your time with and be around.

Trust, talent and time. Those will be our pillars.

SIDE BY SIDE

→ One thing Mike Neighbors stressed when he was hired was his desire to take care of the players, the staff and the fans who have been loyal to the Razorback program. He has told our fans that he wants them to stand "Beside Us". Don't be behind us, stand next to us and go through the process of building our program.

→ You will notice the team and coaches line up and walk side-by-side from the half court line to the baseline every game. It is a final moment of reflection, a chance to clear your head and a reminder that we are in this together.

HOME SWEET HOME

→ Arkansas has had just one losing home season in 42 years (2009-10)

→ Arkansas is 432-151 (9-6 in '18-'19) in home games including a 273-116 record in Bud Walton Arena. Arkansas was 159-35 in Barnhill Arena.

FROM MIKE NEIGHBORS

Here is a quick look at a couple observations from head coach Mike Neighbors about this year's team:

→ We are still small. There is no getting around it - Malica Monk did not grow in the off-season. This year, Arkansas has nine guards with Monk listed at 5-5 and Grayce Spangler and Chelsea Dungee at 5-11. If you look at the four guards who return with playing experience our average height is about 5-7.

→ We may be small but we are fast. Look for Arkansas to push the tempo even more this season. Not only do the Razorbacks have individually fast players, they have a lot of them so legs should be fresh for the entire game.

→ Neighbors is looking for a high number of shot attempts versus a low number of turnovers. Turnovers are a wasted possession - you don't have a chance to score. Last season, Arkansas took 2077 shots and committed just 360 turnovers. Arkansas ranked fifth in the SEC in shots taken and was first in the SEC with just 360 turnovers.

→ Arkansas has more shot-makers this year. The Razorbacks return their leading scorer and add in a couple of redshirt players who have made significant offensive contributions this season.

MONK GETS PRESEASON NOD

Senior Malica Monk was selected as a Second-Team All-Southeastern Conference honoree in a vote by the league's coaches. Monk, a senior from Little Rock, Arkansas, led the Razorbacks and was 12th in the SEC averaging 15.9 points per game a year ago. Billed as one of the fastest players in the SEC, Monk also accounted for 3.4 rebounds per game, had a team-best 122 assists, made 38 3-pointers and went 114-146 from the line as a junior.

ZIMMERMAN EARNS SEC COMMUNITY SERVICE SELECTION

Zimmerman, a 6-0 forward from St. Vincent, Arkansas, is the 21st Razorback selected to the SEC Community Service Team. She graduated in December with a degree in apparel merchandising and is currently pursuing her master's degree at Arkansas.

Zimmerman is active in a variety of community service projects in Northwest Arkansas. During her senior season, she has taken part in a visit to the Northwest Arkansas Children's Hospital, made several appearances at area elementary schools as part of the department's Sweat Hogs program to encourage physical activity for all students, helped coordinate Angle Tree donations for Potter House, volunteered at the Alumni House and went shopping with area youth over the holidays.

Zimmerman is also a member of the Arkansas Student-Athlete Advisory Committee

BIGS KEY TRANSITION

Coach Neighbors believes that the bigs key Arkansas' transition game. If they can run the court - and Kiara Williams, Taylah Thomas and Macy Weaver can - it puts pressure on the defense. If our opponents' bigs don't get back, a guard has to pick one of our players up leaving someone open.

THE 2018 SIGNING CLASS

Signee	Pos.	Ht.	Hometown
Destinee Oberg	C	6-3	Burnsville, Minn.
Makayla Daniels	PG	5-8	Frederick, Md.
Marquesha Davis	F	6-0	Springdale, Ark.
Ginger Reece	F	5-10	Lawton, Okla.
Amber Ramirez	G	5-9	San Antonio, Texas

THE CLASS WAS RANKED NO. 11 BY BLUE STAR SPORTS

→ The recruiting class is ranked No. 4 in the Southeastern Conference behind powerhouses South Carolina, Tennessee and Mississippi State by All Star Girls Report. The class ranks 15th in the nation by the same service.

LEADS AND DEFICITS

Biggest Halftime Lead	29, NSU
Biggest Halftime Lead Lost	6, S. Carolina
Biggest Halftime Deficit	27, Pitt
Biggest HT Deficit Erased	-
Biggest Overall Lead	46, NSU
Biggest Win Margin	45, NSU
Biggest Loss Margin	36, LSU
Biggest Deficit Overcome	15, Wisc.

JUMP BALLS

Arkansas	4
Opponents	27

FIRST POINTS

Tolefree	NSU, ASU, TSU, ACU, PVAM, MSU, MU
	ALA
Dungee	Pitt, Wis., ACU (FT), VU (FT), GA, AU, KY, OM
Monk	UTA, ISU, TUL, JSU, UT
Williams	ISU (FT), PVAM (Ft), NEB, VU
	FLA (FT), FLA, SC, GA, TAMU, GA
Mason	TTU, OM, LSU, MU

DOUBLE FIGURE POINTS

Dungee	28
Monk	24
Tolefree	16
Mason	10
Williams	9
Thomas	4
Gaulden	4
Zimmerman	2
Northcross-Baker	2
Doumbia	1

LEADING SCORER

Dungee	21
Tolefree	5
Monk	4
Zimmerman	1
Thomas	1
Northcross-Baker	1

DOUBLE FIGURES FIRST HALF

Tolefree	NSU, ASU, UT
Dungee	UTA, TTU, JSU, MSU, GA, SC, LSU, KY
	OM, GA
Monk	ACU, OM, GA, SC, LSU
Mason	OM
Northcross-Baker	VU

DOUBLE FIGURES/QUARTER

Tolefree	ASU (1Q), UT (1Q-11)
Dungee	ISU (3Q-19), TTU (1Q-10), TUL (4Q-11)
	MSU (1Q-12), SC (2Q-10 3Q -10),
	AU (3Q-17 4Q-15), OM (1Q-10 4Q-11),
	MU (3Q-10)
Monk	SC (1Q-11)

20-PLUS POINTS

Tolefree	ASU, ACU
Dungee	ASU, WIS, ORU, ISU, TTU, NEB, TUL
	MSU, FLA, GA, KY, OM, MU
Monk	ISU, UT, FLA, SC

30-39 POINTS

Dungee	SC (32), OM (33), GA (31)
--------	---------------------------

40-PLUS POINTS

Dungee	AU (41)
--------	---------

DOUBLE FIGURE REBOUNDS

Williams	TSU, ORU, ACU, PVAM, TUL, OM, KY
Zimmerman	Pitt, PVAM

LEADING REBOUNDER

Williams	14
Thomas	9
Zimmerman	4
Dungee	4
Mason	3
Tolefree	2
Doumbia	1
Monk	1
Northcross-Baker	1

DOUBLE DOUBLES

Zimmerman	Pitt
Williams	ACU, OM, KY

5+ASSISTS/10+ ASSISTS

Tolefree	Pitt
Mason	ACU, UT (5), KY (5)
Monk	OM, VU (9), GA (6), KY (6),
	MU (5), GA (5)
Dungee	MU (5)

FIRST OFF THE BENCH

Thomas	26
Zimmerman	24
Gaulden	5
Northcross-Baker	3
Doumbia	2
Gaulden	2
Mason	1
Tolefree	1

CHARGES DRAWN

Gaulden	ASU, GA
Dungee	Pitt, MSU, OM, FLA, GA, MU
Tolefree	ORU (2), ACU
Monk	PVAM
Northcross-Baker	VU
Zimmerman	MU

FORCED 10 SECOND VIOLATION

2018-19	TBA
---------	-----

FORCED SHOT CLOCK VIOLATION

2018-19	20 (6 vs. TTU)
---------	----------------

FORCED INBOUND VIOLATION

2018-19	ASU
---------	-----

AND 1 CONVERSIONS

Dungee	15
Monk	6
Williams	4
Tolefree	3
Gaulden	2
Doumbia	2
Zimmerman	2

AND 1 MISS

Williams	4
Gaulden	2
Dungee	1
Monk	1
Tolefree	1
Northcross-Baker	1
Weaver	1

BUZZER BEATERS (UNDER 8 SEC)

Tolefree	UTA (game winner)
	Tulsa (:05, 3Q, 39-43)
Monk	Wisc (4.7 seconds, game winner)
	Tulsa (8.0 seconds, game winner)
	Tennessee (4.0 seconds, game winner)
	S. Carolina (5.0 seconds, 2Q, 39-33)
	at Kentucky (8.0 seconds, 3Q, 47-46)
Gaulden	ORU (:01, 1Q, 20-11)
Williams	Neb (:03, 3Q, 57-56)
Mason	FLA (:001, 2Q, 37-35)

SCORES BY QUARTERS

Opponent	1	2	HT	3	4	OT	Total
NSU	28/14	28/13	56/27	20/19	22/17	-	98/53
UTA	15/16	21/15	36/31	17/23	13/11	-	66/65
ASU	25/29	17/17	42/46	20/23	23/19	-	85/88
TSU	22/12	15/22	37/34	15/14	27/7	-	79/55
PITT	10/17	8/8	18/25	20/21	15/16	-	54/61
WISC	20/17	11/16	31/33	15/19	23/16	-	69/68
ORU	20/11	18/12	38/23	18/15	18/23	-	74/61
ISU	15/18	18/19	33/37	31/39	18/15	-	82/91
TTU	18/4	17/16	35/20	23/7	7/15	-	65/42
ACU	14/16	28/23	42/39	15/16	23/13	-	80/68
PVAM	13/18	13/4	26/22	21/9	24/13	-	71/44
NEB	10/15	21/21	31/36	26/20	27/24	-	84/80
TUL	18/17	8/10	26/27	13/16	22/16	-	61/59
JSU	16/15	12/13	28/28	26/9	22/20	-	76/57
MSU	17/28	16/22	33/50	8/23	28/20	-	69/93
OM	17/13	25/12	43/25	18/11	25/19	-	85/55
MO	9/15	5/19	14/34	16/15	23/22	-	53/71
VU	21/9	26/11	47/20	23/21	13/21	-	83/62
UT	20/15	20/16	40/31	23/28	17/30	-	80/79
ALA	19/13	14/16	33/29	20/17	19/15	-	72/61
FLA	7/19	30/16	37/35	28/21	18/17	-	83/73
GA	17/18	26/20	43/38	12/24	17/18	-	72/80
SC	20/16	19/17	39/33	17/19	23/35	-	79/87
LSU	5/18	5/18	10/36	17/13	7/22	-	34/71
AU	15/18	9/20	24/38	23/22	25/15	-	72/75
KY	14/22	19/8	33/30	13/17	13/14	-	59/61
GA	21/22	17/23	38/45	16/19	29/29	-	83/93
OM	18/18	17/15	35/33	22/14	16/14	-	73/61
MO	11/21	5/12	16/24	25/13	26/36	-	67/73
TAMU	14/18	12/23	26/41	18/14	9/11	-	53/66
GA	25/20	23/15	48/35	25/24	13/17	-	86/76

CURRENT PLAYER DOUBLE-DOUBLES

2017-18

ZIMMERMAN, Bailey

11 pts	11 reb	Pittsburgh	11/24/18
--------	--------	------------	----------

2017-18

MONK, Malica

10 pts	10 ast	Grambling	12/28/17
--------	--------	-----------	----------

WILLIAMS, Kiara

11 pts	11 reb	vs NMSU	11/25/17
12 pts	16 reb	Grambling	12/28/17
15 pts	14 reb	at Auburn	1/14/18
25 pts	10 reb	vs Vanderbilt	2/28/18
12 pts	11 reb	at Abilene Christian	12/8/18
13 pts	10 reb	at Ole Miss	1/6/19
14 pts	17 reb	at Kentucky	2/17/19

2016-17

MASON, Jaily

10 pts	10 ast	at Ole Miss	1/1/17
10 pts	11 ast	Houston Baptist	12/28/16

THE LAST TIME ...

OFFENSE

Scored 110+	110, vs. Providence (11/16/98)
Scored 100+ points at home	101, Houston Baptist, 12-28-16
Scored 100+ points on the road	108, Baylor (3-6-91; SWC Tourn., Dallas)
Scored 90-99 points	98 vs. Northwestern State, 11-9-18
Scored 90+ points at home	98 vs. Northwestern State, 11-9-18
Scored 90+ points on the road	91, (91-80 Win in 3OT, 2-10-13, at Alabama)
Scored 80-89 points	86 vs. Georgia, 3-7-19 (SEC Tournament)
Scored 80-89 points at home	86, Mississippi Valley State (12-28-15)
Scored 80-89 points on the road	83, at Florida (1-27-19)
Scored 70-79 points	72, Auburn, 2-10-19
Scored 70-79 points at home	73, Ole Miss, 2-24-19
Scored 70-79 points on the road	61, at Tulsa, 12-20-18
Scored 60-69 points	67, Missouri, 2-28-19
Was held to 50-59	53 at No. 19 Texas A&M, 3-3-19
Was held to 49-40	42 at No. 9 South Carolina (1-25-18)
Was held to 39-20	34, at LSU, 2-7-19
Was held to 20 or less	N/A
Made 30-39 field goals	32 vs. Georgia, 3-7-19 (SEC Tournament)
Made 20-29 field goals	22, Missouri, 2-28-19
Made 10-19 field goals	18 at No. 19 Texas A&M, 3-3-19
Made 10+ three-point field goals	11, Missouri, 2-28-19
Did not make 3-pointer (since 1986)	0-10, at LSU, 2-7-19 (Previous 0-10, at Miss State (L 44-47), 2-3-13)
Made 30 free throws	38 at Florida (38-54); (2-22-04)
Made 15+ Free Throws	15 vs. Georgia, 3-7-19 (SEC Tournament)
Shot 40-49 or better	45.1% (23-51) Ole Miss, 2-24-19
Shot 50-59 or better	56.1% (32-57) vs. Georgia, 3-7-19 (SEC Tournament)
Shot 60 % or better600 (36-60) vs. Ole Miss (W, 93-52; 3-3-13)
Held to less than 40 %	30.5% (18-59) at No. 19 Texas A&M, 3-3-19
Held to less than 30 %	26.5% (13-49), at LSU, 2-7-19
Held to less than 20 %	18.2 (10-55) vs. No. 6/7 Tennessee (1-8-12; L, 38-69)
Opponent shot over 50%	50.8% (33-65) at Georgia, 2-21-19
Held opponent to less than 40%	39.7% (23-58), Ole Miss, 2-24-19
Held opponent to less than 30%	25.0% (18-72) Prairie View A&M (12-16-18)
Opponent shot less than 20% in a half200 (5-25), Grambling, 12-29-14 (1st)
Had 20 or more assists in a game	27, Houston Baptist, 12-28-16

DEFENSE

Allowed 100 points	104 vs. No. 17 Texas A&M (2-22-18)
Allowed 80-99 points	93 at Georgia, 2-21-19
Allowed 70-79 points	76 vs. Georgia, 3-7-19 (SEC Tournament)
Allowed 69-60 points	66 at No. 19 Texas A&M, 3-3-19
Held opponent to 59-50 points	55, at Ole Miss (1-6-19)
Held opponent to 40-49 points	44, Prairie View A&M (12-16-18)
Held opponent to 39-30	36, Northwestern State, 12-18-16
Held opponent under 45 points three cons. games	45, SHSU (11-8-13, W 81-45); 33 ORU (11-13-13, W 91-33); 45, Furman (11-16-13, W, 74-45)
Held an SEC opponent under 50 points in 3 cons. games	47, Auburn (1-29-15, W, 52-47); 42, Alabama (2-1-15, W, 53-42); #24/21 Georgia (2-9-15, W, 54-48)
Held opponent to 29 points or less	23, Binghamton, 11-30-13
Held an opponent under 15 points in a half	13, Northwestern State, 12-18-16
Held opponent under 15 field goals	14, Houston Baptist, 12-28-16
Held opponent under 15% from 3-point	12.5% (2-16) Prairie View A&M (12-16-18)
Had 70+ rebounds	74, Mississippi Valley State (11-24-89)
Had 60-69 rebounds	64, Prairie View A&M (12-16-18)
Had 50-59 rebounds	55, vs. NMSU, 11-25-17
Had five or more blocked shots in a game	13, Tennessee Tech, 12-4-18 (School Record) 6, #16 South Carolina, 2-3-19
Had 20 or more steals in a game	20, ORU (11-13-13)
Had 15 or more steals in a game	17, Jackson State, 12-30-18
Had 20 or more turnovers in a game	23 at Arizona State, 12-21-17
Forced 20-25 or more Turnovers in a game	21, Missouri, 2-28-19

OTHER

Won an overtime game	91-80 Win in 3OT, 2-10-13, at Alabama
Lost an overtime game	Florida (71-66), 1-28-16
Won a double overtime game	101, Houston Baptist, 12-28-16
Won a triple overtime game	73-72, vs. Florida (1-29-12)
Lost a double overtime game	N/A
Won a triple overtime game	91-80 Win in 3OT, 2-10-13, at Alabama
Played consecutive OT games	1-24-16 at Auburn (lost); 1-28-16 vs Florida (lost)
Won regular season tournament	Nugget Classic (Reno, Nev., Nov. 25-26, 2016)
Defeated ranked team	64-52, No. 24 Missouri, 1-17-16
Defeated a ranked team on the road	57-53, at #19/18 LSU, 2-23-14; 77-76, #17/16 Iowa (Las Vegas), 12-18-14
All-time SEC win streak	8 games (1-15-12; Auburn through 2-15-12; at Auburn)
All-time SEC home win streak	5 games (1-15-12; Auburn -- 2-9-12; S. Carolina)

A RAZORBACK PLAYER ...

Scored 20-24 points	20, Chelsea Dungee at No. 17 Kentucky, 2-17-19
Scored 25-29 points	25, Chelsea Dungee, Missouri, 2-28-19
Scored 30+ points	31, Chelsea Dungee vs. Georgia, 3-7-19 (SEC Tournament)
Scored 40+ points	41, Chelsea Dungee vs Auburn, 2-10-19
Scored 20+ points 10 times in a season	Chelsea Dungee (16x 2018-19)
Double figures in 15 cons games (Season)	Jessica Jackson, 11/11/16, LSU 1-8-17
Scored 23+ points in three cons games	Chelsea Dungee (Fla., 25; Ga., 28; SC, 32)
Three players scored double figures in 1 game	at No. 17 Kentucky, 2-17-19 (Dungee 20, Williams, 14, Monk 10)
Four players scored double figures in 1 game	Missouri, 2-28-19 (Dungee 25, Monk 16, Tolefree 14, Maosn 10)
Four players scored doubles figures for 4 cons. games	12-6-12 - 12-21-12; vs. Kansas, Furman, MVSU, and NSU
Five players scored double figures in 1 game	vs. Georgia, 3-7-19 (SEC Tournament) Dungee (31), Tolefree (13), Williams (12), Mason (12), Monk (10)
Five Starters In Double Figures	vs. Georgia, 3-7-19 (SEC Tournament) Dungee (31), Tolefree (13), Williams (12), Mason (12), Monk (10)
Seven players scored in double figures in 1 game	vs. Northwestern State, 11-9-18 (Tolefree, Gaulden, Monk, Thomas, Doumbia, Dungee, Williams)
Made 10+ field goals in a game	10, Chelsea Dungee vs. Georgia, 3-7-19 (SEC Tournament)
Attempted 15-19 field goals in a game	16, Chelsea Dungee vs. Georgia, 3-7-19 (SEC Tournament)
Attempted 20+ field goals in a game	24, Chelsea Dungee, Missouri, 2-28-19
Attempted 10 free throws in a game	10, Chelsea Dungee vs. Georgia, 3-7-19 (SEC Tournament)
Made 5 or more 3-pt FG in a game	5, Chelsea Dungee, Ole Miss, 2-24-19
Attempted 10+ 3-pointers in a game	13, Alexis Tolefree at No. 19 Texas A&M, 3-3-19
Had 10-14 rebounds	10, Kiara Williams, at Ole Miss (1-6-19)
Had 15+ rebounds	17, Kiara Williams at No. 17 Kentucky, 2-17-19
Had 10 offensive reb - Records go back to 05-06	11, Melissa Wolff vs. New Orleans (1-30-15)
Had 10 defensive reb - Records go back to 05-06	10, Kiara Williams at No. 17 Kentucky, 2-17-19
Had 10+ assists	10, Malica Monk, Grambling State, 12-28-17
Had 10+ assists in cons games	Jailyn Mason (11 vs. HBU, 12-28-16 and 10 at Ole Miss, 1-1-17), Calli Berna (11 vs. No. 10/8 KY 2/7/13 and 11 at UA 2/10/13)
Had 5+ blocks in a game	7, Kiara Williams at No. 17 Kentucky, 2-17-19
Had 10+ blocks in a game	9, Robyn Irwin vs. SMSU, 12-19-88 (school record)
Had 5 or more steals in a game	5, Alexis Tolefree at Abilene Christian (12-8-18)
Had a double-double	Kiara Williams (14/17) at No. 17 Kentucky, 2-17-19
Had a double-double in two cons games	2017-18: Devin Cosper (25/14) Charlotte and (11/11) Tulsa
Had two players record a double-double	Kiara Williams (12 pts/16 reb) & Grambling State, 12-28-17
Had seven double-doubles in a season	Devin Cosper, 2017-18 (SHSU, ORU, NMSU, Char., Tulsa, OM, AL)
Had 10+ double-doubles in a season	2006-07, Lauren Ervin (14)
Had a triple-double	14 pts, 13 reb, 12 asts, C'eira Ricketts vs. Auburn (1-18-09)

MORE ABOUT MIKE

Hometown: Greenwood, Ark. (Greenwood HS)
Family: Daughter Abby; Son Alec
Alma Mater: Arkansas, 1993

NEIGHBORS BY THE NUMBERS

- 129 Wins (129-72, 6 seasons)
- 11 Players drafted in the WNBA
- 10 Signed McDonalds' All-Americans
- 5 Years as a head coach
- 4 Postseason appearances
- 1 Final Four appearance



LEARN MORE

Sign up for Mike Neighbors' newsletter and listen to his podcasts at CoachNeighbors.com

NABES FAVES

TOP 10 MOVIES

1. A Few Good Men
2. The Hunt For Red October
3. The Silence Of The Lambs
4. Hoosiers
5. Pretty Woman
6. Moneyball
7. Top Gun
8. JFK
9. The Lion King
10. Purple Rain

See the entire list here: <http://imdb.to/2royaEO>

TOP 10 SONGS

1. Sweet Child O' Mine (Guns N' Roses)
2. You Shook Me All Night Long (AC/DC)
3. Man In The Mirror (Michael Jackson)
4. Amarillo By Morning (George Strait)
5. Jessie's Girl (Rick Springfield)
6. Hysteria (Def Leppard)
7. Fishin' In The Dark (Nitty Gritty Dirt Band)
8. The Ballad of Curtis Loew (Lynyrd Skynyrd)
9. Wanted Dead Or Alive (Bon Jovi)
10. Let's Go Crazy (Prince)

TOP 10 TV SHOWS

1. West Wing (first three seasons)
2. The Wire
3. Breaking Bad
4. Seinfeld
5. The Newsroom
6. Prison Break
7. Arrested Development
8. Game of Thrones
9. The Sopranos
10. The Goldbergs

Entire list: <http://www.imdb.com/list/ls009377912/>



MIKE NEIGHBORS

THE MOST INTERESTING COACH IN COLLEGE BASKETBALL

Second Season | Career Record: 129-72 (6) | Arkansas Record: 31-31 (2)

ROOKIE NOD TO NAISMITH NOMINEE

In four short years Mike Neighbors went from a Spalding Maggie Dixon Division I Rookie Coach of the Year nominee in 2014, to a Naismith Women's College Coach of the Year national semifinalist in 2017.

Neighbors guided UW to an historic campaign in 2016-17 leading the Huskies to 27 wins, it's second most in program history, and he was just one shy of the all-time a school record set in 1990 (28).

Picked to place third in the Pac-12 in the preseason poll, UW tied for second in the league with a 15-3 record, it's best conference finish since 2003. The Huskies' 15 conference wins tied for third most in program history. Washington, who entered conference play with the program-best 12 non-conference wins, clinched its first-ever bye in the first round of the Pac-12 Tournament. Washington put together an 11-game win streak and a six-game win streak in Pac-12 play in 2016-17.

TIMELINE

- Bentonville HS Head Coach 1994-98
- Cabot HS Head Coach 1998-99
- Arkansas Director of Ops 1999-01
- Tulsa Univ. Assistant Coach 2001-05
- Univ. of Colorado Assistant Coach 2005-06
- Univ. of Arkansas Assistant Coach 2006-07
- Xavier Assistant Coach 2007-2011
- Univ. of Washington Assistant Coach 2011-13
- Univ. of Washington Head Coach 2013-17
- Univ. of Arkansas Head Coach 2017-present

COACHING AT MY ALMA MATER

- Mike Neighbors Arkansas, 1993
- Holly Warlick Tennessee, 1981

A couple of other coaches have SEC ties. Joni Taylor is the head coach at Georgia and a 2002 graduate of Alabama. Matthew Mitchell is a 1995 graduate of Mississippi State and is the head coach at Kentucky. Nikki Fargas graduated from Tennessee in 1994 and is the head coach at LSU. Vic Schaefer is the head coach at Mississippi State and a 1984 graduate of Texas A&M.

COACHING HISTORY

University of Washington

Year	Overall	Pac-12	Finish
2013-14	20-14 (.588)	10-8 (.556)	6
2014-15	23-10 (.697)	11-7 (.611)	5
2015-16	26-11 (.703)	11-7 (.611)	5
2016-17	29-6 (.829)	15-3 (.833)	T-2

University of Arkansas

Year	Overall	SEC	Finish
2017-18	13-18 (.419)	3-13 (.188)	T-11
2018-19	18-13 (.581)	6-10 (.375)	10

Totals	129-72 (.642)	56-49 (.533)	6 yrs
---------------	----------------------	---------------------	--------------

PLAYER DEVELOPMENT

YEAR	UNIVERSITY	PLAYER	ROUND	OVERALL	TEAM NOTE
2017	Washington	Kelsey Plum	1	1	San Antonio Spurs ! @
	Washington	Chantel Osahor	2	21	Chicago Sky ! @
2016	Washington	Talia Walton	3	29	Los Angeles Sparks ! @
2011	Xavier	Amber Harris	1	4	Minnesota Lynx #
	Xavier	Ta'Shia Phillips	1	8	Atlanta Dream #
	TAMU/JAFC	Tanisha Smith	2	22	Seattle Storm #
	Colorado	Brittany Spears	2	19	Phoenix Mercury *
2009	Arkansas	Shameka Christon	1	5	New York Liberty #
2008	Arkansas	Lauren Ervin	3	37	Connecticut Sun #
2006	Tulsa	Megan Moody	-	-	Houston Comets
					Free Agent #
2003	Tulsa	Allison Curtin	1	12	Houston Comets ! #
	Arkansas	Dana Cherry	2	23	Traded to Detroit Shock Charlotte Sting

*-Recruited but did not coach
!-At the school when player was drafted
@-Worked with player as a head coach
#-Worked with player as an assistant coach
S-Worked with player as other (GA, etc)

COACHING DEVELOPMENT

Coach	w/Nabes	Now
Fred Castro	'14, '15, '16	HC Eastern Michigan
Adia Barnes	'14, '15	HC Arizona
Adam Call	'14	AC Eastern Michigan
Morgan Valley	'16	AC Arizona
Todd Schaefer	'16	AC Arkansas
Jasmine Lister	'16	AC DePaul

THE MOST INTERESTING MAN IN COLLEGE BASKETBALL

→ Grew up with a "Big Touk": Coach is lactose intolerant and often had Coke in his bottle.

→ Blueberry Please: When he got old enough to make his own breakfast, Pop Tarts were a regular. He liked the chocolate ones as a kid but prefers frosted blueberry now.

→ Movies: His expansive movie collection includes digital, disk and VHS copies. Did you know he used to work at BlockBuster?

→ Lunch Boxes: Coach collects tin lunch boxes and has them displayed in his home. His first lunch box had KISS on it. He got it in second grade.

→ Athens City Champion: Coach stumbled upon a dart tournament while on a trip to Athens, Georgia. He joined in and was one of the two-man winning team.

→ Lunchboxes are just one of the many things Coach collects. Ask him about shoes, music, movies, guitars, figurines - just about anything!



IT'S BIGGER THAN THE GAME

Mike Neighbors continued his support of breast cancer awareness this year serving as a Koman Ozarks Big Wig. He headlined a team tasked to raise both money and awareness for and of breast cancer.

Former Razorback India Lewis (1999-2003) lost her battle with breast cancer in August 2018. She was just 36 years old.



Mike Neighbors
@coachneighbors

Replying to @RazorbackWBB

While we will be fighting for all, #21 India Lewis, will never be forgotten by the Razorbacks.

8:20am · 5 Sep 2018 · Twitter for iPhone

NEIGHBORS VERSUS ...	Grand Canyon	1	0	Ole Miss	3	0	Tennessee State	1	0		
Abilene Christian	2	0	Hartford	1	0	Oral Roberts	2	0	Tennessee Tech	1	0
Alabama	2	1	Hawai'i	1	0	Oregon State	1	6	Texas A&M	1	4
Arizona State	2	6	Houston	1	0	Oregon	5	3	Texas Tech	1	0
Arizona	6	0	Idaho	1	0	Pennsylvania	1	0	TULSA	2	0
Auburn	1	1	Iowa State	0	1	Pittsburgh	1	1	UC Irvine	1	0
Boise State	1	0	Jackson State	1	0	Portland	3	1	UC Riverside	2	0
BYU	1	0	Kansas	0	1	Prairie View A&M	1	0	UCLA	4	2
California	4	3	Kentucky	1	3	Saint Mary's	0	1	USC	6	0
Charlotte	1	0	Louisiana-Monroe	1	0	Sam Houston State	1	0	Utah	7	3
Colorado State	1	0	LSU	0	2	Samford	1	0	UT-Arlington	2	0
Colorado	9	0	Maryland	1	0	San Diego State	2	0	UTEP	0	2
CSUN	1	0	Miami	0	1	San Diego	1	0	Vanderbilt	2	1
DePaul	0	1	Mississippi State	0	3	Santa Clara	1	0	Washington State	5	3
Eastern Washington	1	0	Missouri	1	4	Savannah State	1	0	Weber State	1	0
Florida State	1	0	Montana State	2	0	Seattle	4	0	Wisconsin	2	0
Florida	1	1	Nebraska	1	1	South Carolina	0	2	Yale	1	0
Fresno State	2	0	New Mexico State	1	0	South Dakota	2	0	TOTALS	129	72
Furman	1	0	Northwestern State	1	0	Stanford	3	5			
Georgia	1	3	Notre Dame	0	1	Syracuse	0	2			
Grambling State	2	0	Oklahoma	1	2	Tennessee	1	1			



@RazorbackWBB STATISTICS
AR Combined Team Statistics (as of Mar 07, 2019)
All games



RECORD:	OVERALL	HOME	AWAY	NEUTRAL
ALL GAMES	18-13	9-6	6-6	3-1
CONFERENCE	6-10	3-5	3-5	0-0
NON-CONFERENCE	12-3	6-1	3-1	3-1

#	Player	gp-gs	min	Total		3-Point		F-Throw		Rebounds				pf	dq	a	to	blk	stl	pts	avg		
				fg-fga	fg%	3fg-3fga	3fg%	ft-fta	ft%	off	def	tot	avg										
33	DUNGEE, Chelsea	31-31	1012	32.6	189-479	.395	55-168	.327	182-222	.820	21	117	138	4.5	77	1	44	66	13	43	615	19.8	
03	MONK, Malica	31-31	903	29.1	149-369	.404	34-103	.330	70-105	.667	16	55	71	2.3	73	0	103	54	6	40	402	13.0	
02	TOLEFREE, Alexis	31-30	740	23.9	104-330	.315	63-227	.278	34-45	.756	15	79	94	3.0	48	0	31	41	10	43	305	9.8	
14	MASON, Jailyn	31-30	905	29.2	87-222	.392	33-96	.344	14-19	.737	15	96	111	3.6	58	0	63	46	12	35	221	7.1	
10	WILLIAMS, Kiara	31-31	647	20.9	84-146	.575	0-0	.000	37-63	.587	88	117	205	6.6	75	1	16	26	40	35	205	6.6	
00	GAULDEN, A'Tyanna	24-0	317	13.2	49-123	.398	2-7	.286	27-34	.794	9	24	33	1.4	23	0	60	31	2	13	127	5.3	
24	THOMAS, Taylah	31-0	540	17.4	48-92	.522	0-0	.000	21-36	.583	59	102	161	5.2	51	1	5	25	9	19	117	3.8	
22	ZIMMERMAN, Bailey	31-1	589	19.0	34-117	.291	19-73	.260	29-44	.659	49	69	118	3.8	37	0	13	22	16	17	116	3.7	
01	NORTHCROSS-BAKE	29-1	323	11.1	31-94	.330	24-78	.308	1-3	.333	4	27	31	1.1	34	0	12	13	1	16	87	3.0	
30	WEAVER, Macy	12-0	49	4.1	5-10	.500	0-0	.000	5-8	.625	9	11	20	1.7	8	0	1	3	9	2	15	1.3	
52	DOUMBIA, Rokia	19-0	119	6.3	8-27	.296	2-11	.182	4-7	.571	7	13	20	1.1	21	1	7	19	2	4	22	1.2	
13	SPANGLER, Grayce	11-0	29	2.6	4-13	.308	4-9	.444	0-4	.000	3	0	3	0.3	9	0	0	3	1	1	12	1.1	
20	STOUT, Sydney	13-0	27	2.1	1-1	1.000	1-1	1.000	0-0	.000	1	2	3	0.2	2	0	1	0	0	0	3	0.2	
Team											66	65	131		2		4						
Total.....		31	6200		793-2023	.392	237-773	.307	424-590	.719	362	777	1139	36.7	518	4	356	353	121	268	2247	72.5	
Opponents.....		31	6198		799-1945	.411	160-546	.293	371-546	.679	428	935	1363	44.0	559	12	430	536	112	177	2129	68.7	

TEAM STATISTICS	AR	OPP	Date	Opponent	Score	Att.			
SCORING	2247	2129	11/09/18	NORTHWESTERN STATE	w 98-53	5497			
Points per game	72.5	68.7	11/14/18	at UT Arlington	w 66-65	1081			
Scoring margin	+3.8	-	11/18/18	NO. 22 ARIZONA STATE	L 85-88	1519			
FIELD GOALS-ATT	793-2023	799-1945	! 11/23/18	vs Tennessee State	w 79-55	750			
Field goal pct	.392	.411	! 11/24/18	vs Pittsburgh	L 54-61	225			
3 POINT FG-ATT	237-773	160-546	! 11/25/18	vs Wisconsin	w 69-68	450			
3-point FG pct	.307	.293	11/28/18	ORAL ROBERTS	w 74-61	1119			
3-pt FG made per game	7.6	5.2	# 12/02/18	at No. 22/23 Iowa State	L 82-91	10097			
FREE THROWS-ATT	424-590	371-546	12/04/18	TENNESSEE TECH	w 65-42	915			
Free throw pct	.719	.679	12/08/18	at Abilene Christian	w 80-68	1288			
F-Throws made per game	13.7	12.0	12/16/18	PRAIRIE VIEW A&M	w 71-44	1892			
REBOUNDS	1139	1363	12/18/18	NEBRASKA	w 84-80	1335			
Rebounds per game	36.7	44.0	12/20/18	at Tulsa	w 61-59	1222			
Rebounding margin	-7.2	-	12/30/18	JACKSON STATE	w 76-57	2270			
ASSISTS	356	430	* 01/03/19	#7/6 MISS STATE	L 69-93	2263			
Assists per game	11.5	13.9	* 01/06/19	at Ole Miss	w 85-55	1642			
TURNOVERS	353	536	* 01/10/19	at Mizzou	L 53-71	4216			
Turnovers per game	11.4	17.3	* 01/13/19	VANDERBILT	w 83-62	1553			
Turnover margin	+5.9	-	* 01/21/19	at Tennessee	w 80-79	7259			
Assist/turnover ratio	1.0	0.8	* 01/24/19	ALABAMA	w 72-61	1375			
STEALS	268	177	* 01/27/19	at Florida	w 83-73	2009			
Steals per game	8.6	5.7	* 01/31/19	GEORGIA	L 72-80	1116			
BLOCKS	121	112	* 02/03/19	#16 SOUTH CAROLINA	L 79-87	1637			
Blocks per game	3.9	3.6	* 02/07/19	at LSU	L 34-71	1599			
ATTENDANCE	28554	47533	* 02/10/19	AU	L 72-75	2455			
Home games-Avg/Game	15-1904	12-3585	* 02/17/19	at No. 17 Kentucky	L 59-61	5680			
Neutral site-Avg/Game	-	4-1128	* 2/21/19	at Georgia	L 83-93	3317			
Score by Periods	1st	2nd	3rd	4th	Totals				
AR	514	523	604	606	2247				
Opponents	513	492	555	569	2129				
						* 02/24/19	OLE MISS	w 73-61	2455
						* 02/28/19	MISSOURI	L 67-73	1153
						* 03/03/19	at No. 19 Texas A&M	L 53-66	3609
						* 03/07/19	vs Georgia	w 86-76	3089

!-Challenge in Music City (Nashville, Tenn.)
 #- Big 12/SEC Challenge (Ames, Iowa)
 +-SEC Tournament (Greenville, S.C.)
 * = Conference game



@RazorbackWBB STATISTICS AR Combined Team Statistics (as of Mar 03, 2019) Conference games only



RECORD:	OVERALL	HOME	AWAY	NEUTRAL
ALL GAMES	6-10	3-5	3-5	0-0
CONFERENCE	6-10	3-5	3-5	0-0
NON-CONFERENCE	0-0	0-0	0-0	0-0

#	Player	gp-gs	min	avg	Total		3-Point		F-Throw		Rebounds		pf	dq	a	to	blk	stl	pts	avg		
					fg-fga	fg%	3fg-fga	3fg%	ft-fga	ft%	off	def									tot	avg
33	DUNGEE, Chelsea	16-16	557	34.8	105-263	.399	32-89	.360	104-121	.860	12	59	71	4.4	46	0	27	36	10	20	346	21.6
03	MONK, Malica	16-16	505	31.6	79-203	.389	18-60	.300	36-45	.800	7	30	37	2.3	33	0	64	27	4	20	212	13.3
02	TOLEFREE, Alexis	16-16	344	21.5	40-139	.288	27-101	.267	12-16	.750	5	35	40	2.5	27	0	8	16	3	15	119	7.4
14	MASON, Jailyn	16-16	492	30.8	45-120	.375	15-56	.268	5-6	.833	5	57	62	3.9	32	0	30	24	5	18	110	6.9
10	WILLIAMS, Kiara	16-16	333	20.8	41-67	.612	0-0	.000	13-28	.464	37	42	79	4.9	42	1	9	12	19	11	95	5.9
00	GAULDEN, A'Tyanna	9-0	108	12.0	21-50	.420	2-6	.333	5-6	.833	3	6	9	1.0	8	0	20	9	0	6	49	5.4
01	NORTHCROSS-BAKE	16-0	220	13.8	25-68	.368	20-56	.357	0-0	.000	2	19	21	1.3	24	0	5	9	1	10	70	4.4
24	THOMAS, Taylah	16-0	289	18.1	23-44	.523	0-0	.000	10-11	.909	29	50	79	4.9	31	1	3	15	6	9	56	3.5
22	ZIMMERMAN, Bailey	16-0	274	17.1	13-50	.260	6-28	.214	13-19	.684	18	28	46	2.9	17	0	8	12	6	11	45	2.8
30	WEAVER, Macy	6-0	14	2.3	2-4	.500	0-0	.000	2-3	.667	3	3	6	1.0	0	0	0	2	0	0	6	1.0
13	SPANGLER, Grayce	6-0	10	1.7	2-5	.400	2-3	.667	0-0	.000	0	0	0	0.0	5	0	0	3	1	1	6	1.0
52	DOUMBIA, Rokia	10-0	43	4.3	1-10	.100	1-5	.200	0-2	.000	5	6	11	1.1	8	1	1	9	0	1	3	0.3
20	STOUT, Sydney	7-0	11	1.6	0-0	.000	0-0	.000	0-0	.000	0	1	1	0.1	1	0	1	0	0	0	0	0.0
Team											33	41	74		2		1					
Total.....		16	3200		397-1023	.388	123-404	.304	200-257	.778	159	377	536	33.5	276	3	176	175	55	122	1117	69.8
Opponents.....		16	3200		432-1001	.432	78-270	.289	219-304	.720	217	491	708	44.2	260	5	221	251	58	92	1161	72.6

TEAM STATISTICS	AR	OPP	Date	Opponent	Score	Att.
SCORING	1117	1161	• 01/03/19	#7/6 MISS STATE	L 69-93	2263
Points per game	69.8	72.6	• 01/06/19	at Ole Miss	w 85-55	1642
Scoring margin	-2.7	-	• 01/10/19	at Mizzou	L 53-71	4216
FIELD GOALS-ATT	397-1023	432-1001	• 01/13/19	VANDERBILT	w 83-62	1553
Field goal pct	.388	.432	• 01/21/19	at Tennessee	w 80-79	7259
3 POINT FG-ATT	123-404	78-270	• 01/24/19	ALABAMA	w 72-61	1375
3-point FG pct	.304	.289	• 01/27/19	at Florida	w 83-73	2009
3-pt FG made per game	7.7	4.9	• 01/31/19	GEORGIA	L 72-80	1116
FREE THROWS-ATT	200-257	219-304	• 02/03/19	#16 SOUTH CAROLINA	L 79-87	1637
Free throw pct	.778	.720	• 02/07/19	at LSU	L 34-71	1599
F-Throws made per game	12.5	13.7	• 02/10/19	AU	L 72-75	2455
REBOUNDS	536	708	• 02/17/19	at No. 17 Kentucky	L 59-61	5680
Rebounds per game	33.5	44.2	• 2/21/19	at Georgia	L 83-93	3317
Rebounding margin	-10.7	-	• 02/24/19	OLE MISS	w 73-61	2455
ASSISTS	176	221	• 02/28/19	MISSOURI	L 67-73	1153
Assists per game	11.0	13.8	• 03/03/19	at No. 19 Texas A&M	L 53-66	3609
TURNOVERS	175	251				
Turnovers per game	10.9	15.7		I-Challenge in Music City (Nashville, Tenn.)		
Turnover margin	+4.8	-		#- Big 12/SEC Challenge (Ames, Iowa)		
Assist/turnover ratio	1.0	0.9		+SEC Tournament (Greenville, S.C.)		
STEALS	122	92		* = Conference game		
Steals per game	7.6	5.8				
BLOCKS	55	58				
Blocks per game	3.4	3.6				
ATTENDANCE	14007	29331				
Home games-Avg/Game	8-1751	8-3666				
Neutral site-Avg/Game	-	0-0				

Score by Periods	1st	2nd	3rd	4th	Totals
AR	245	265	299	308	1117
Opponents	274	268	291	328	1161

TEAM GAME BY GAME HIGHS

Opponent	Date	Score	WL	POINTS	REBOUNDS	ASSISTS	STEALS	BLOCKED SHOTS
NORTHWESTERN STATE	11/09/18	98-53	W	19-TOLEFREE, Alexis	9-THOMAS, Taylah WILLIAMS, Kiara	4-MONK, Malica MASON, Jailyln	3-THOMAS, Taylah	1-ZIMMERMAN, Bailey WILLIAMS, Kiara MASON, Jailyln
at UT Arlington	11/14/18	66-65	W	18-TOLEFREE, Alexis MONK, Malica	9-THOMAS, Taylah	3-MONK, Malica	3-MASON, Jailyln TOLEFREE, Alexis	1-DUNGEE, Chelsea ZIMMERMAN, Bailey WILLIAMS, Kiara TOLEFREE, Alexis
NO. 22 ARIZONA STATE	11/18/18	85-88	L	22-TOLEFREE, Alexis	9-WILLIAMS, Kiara	3-MASON, Jailyln	3-WILLIAMS, Kiara	None
vs Tennessee State	11/23/18	79-55	W	16-DUNGEE, Chelsea	11-WILLIAMS, Kiara	4-MONK, Malica	3-MONK, Malica	3-ZIMMERMAN, Bailey
vs Pittsburgh	11/24/18	54-61	L	12-TOLEFREE, Alexis	11-ZIMMERMAN, Bailey	5-TOLEFREE, Alexis	4-TOLEFREE, Alexis	2-DUNGEE, Chelsea
vs Wisconsin	11/25/18	69-68	W	20-DUNGEE, Chelsea	12-THOMAS, Taylah	4-GAULDEN, A'Tyanna	3-DUNGEE, Chelsea WILLIAMS, Kiara	None
ORAL ROBERTS	11/28/18	74-61	W	21-DUNGEE, Chelsea	11-WILLIAMS, Kiara	3-MONK, Malica	2-TOLEFREE, Alexis	3-WILLIAMS, Kiara
at No. 22/23 Iowa State	12/02/18	82-91	L	27-DUNGEE, Chelsea	6-WILLIAMS, Kiara	3-GAULDEN, A'Tyanna	2-WILLIAMS, Kiara	1-GAULDEN, A'Tyanna WILLIAMS, Kiara
TENNESSEE TECH	12/04/18	65-42	W	28-DUNGEE, Chelsea	9-WILLIAMS, Kiara	3-GAULDEN, A'Tyanna MASON, Jailyln	3-MASON, Jailyln	5-WILLIAMS, Kiara
at Abilene Christian	12/08/18	80-68	W	21-TOLEFREE, Alexis	11-WILLIAMS, Kiara	5-MASON, Jailyln	5-TOLEFREE, Alexis	1-WILLIAMS, Kiara TOLEFREE, Alexis MASON, Jailyln ZIMMERMAN, Bailey
PRAIRIE VIEW A&M	12/16/18	71-44	W	11-THOMAS, Taylah	11-ZIMMERMAN, Bailey	3-GAULDEN, A'Tyanna DOUMBIA, Rokia	2-WILLIAMS, Kiara	3-WILLIAMS, Kiara
NEBRASKA	12/18/18	84-80	W	23-DUNGEE, Chelsea	9-WILLIAMS, Kiara	4-MONK, Malica MASON, Jailyln	3-WILLIAMS, Kiara	1-TOLEFREE, Alexis ZIMMERMAN, Bailey WILLIAMS, Kiara
at Tulsa	12/20/18	61-59	W	23-DUNGEE, Chelsea	10-WILLIAMS, Kiara	3-MASON, Jailyln	3-DUNGEE, Chelsea TOLEFREE, Alexis MONK, Malica	1-THOMAS, Taylah TOLEFREE, Alexis GAULDEN, A'Tyanna MASON, Jailyln
JACKSON STATE	12/30/18	76-57	W	17-TOLEFREE, Alexis	8-WILLIAMS, Kiara	4-GAULDEN, A'Tyanna	7-DUNGEE, Chelsea	3-WILLIAMS, Kiara
#7/6 MISS STATE	01/03/19	69-93	L	25-DUNGEE, Chelsea	9-THOMAS, Taylah	4-MONK, Malica GAULDEN, A'Tyanna	3-TOLEFREE, Alexis	4-DUNGEE, Chelsea
at Ole Miss	01/06/19	85-55	W	17-DUNGEE, Chelsea	10-WILLIAMS, Kiara	5-MONK, Malica	5-WILLIAMS, Kiara	1-THOMAS, Taylah
at Mizzou	01/10/19	53-71	L	15-DUNGEE, Chelsea	6-THOMAS, Taylah DUNGEE, Chelsea	4-MONK, Malica	2-DUNGEE, Chelsea MONK, Malica	1-MONK, Malica MASON, Jailyln
VANDERBILT	01/13/19	83-62	W	16-NORTHCROSS-BAKER, Ra	7-ZIMMERMAN, Bailey DOUMBIA, Rokia	9-MONK, Malica	3-NORTHCROSS-BAKER, Ra	1-SPANGLER, Grayce DUNGEE, Chelsea MASON, Jailyln
at Tennessee	01/21/19	80-79	W	23-MONK, Malica	7-THOMAS, Taylah	5-MASON, Jailyln	4-ZIMMERMAN, Bailey	1-WILLIAMS, Kiara ZIMMERMAN, Bailey
ALABAMA	01/24/19	72-61	W	16-MONK, Malica	9-MASON, Jailyln	4-MONK, Malica MASON, Jailyln	2-TOLEFREE, Alexis MONK, Malica MASON, Jailyln	1-WILLIAMS, Kiara MONK, Malica
at Florida	01/27/19	83-73	W	25-MONK, Malica DUNGEE, Chelsea	6-THOMAS, Taylah	4-MONK, Malica	2-MONK, Malica DUNGEE, Chelsea	2-WILLIAMS, Kiara
GEORGIA	01/31/19	72-80	L	28-DUNGEE, Chelsea	6-MASON, Jailyln THOMAS, Taylah	6-MONK, Malica	4-MONK, Malica	2-DUNGEE, Chelsea
#16 SOUTH CAROLINA	02/03/19	79-87	L	32-DUNGEE, Chelsea	7-MASON, Jailyln	3-MONK, Malica DUNGEE, Chelsea	2-MASON, Jailyln TOLEFREE, Alexis	3-ZIMMERMAN, Bailey
at LSU	02/07/19	34-71	L	14-DUNGEE, Chelsea	6-THOMAS, Taylah	1-NORTHCROSS-BAKER, Ra STOUT, Sydney	2-MASON, Jailyln WILLIAMS, Kiara	1-WILLIAMS, Kiara
AU	02/10/19	72-75	L	41-DUNGEE, Chelsea	5-MONK, Malica DUNGEE, Chelsea NORTHCROSS-BAKER, Ra	4-MONK, Malica	2-MASON, Jailyln	1-THOMAS, Taylah
at No. 17 Kentucky	02/17/19	59-61	L	20-DUNGEE, Chelsea	17-WILLIAMS, Kiara	6-MONK, Malica	2-DUNGEE, Chelsea	7-WILLIAMS, Kiara
at Georgia	2/21/19	83-93	L	18-DUNGEE, Chelsea	7-WILLIAMS, Kiara	3-MONK, Malica GAULDEN, A'Tyanna	2-MASON, Jailyln NORTHCROSS-BAKER, Ra WILLIAMS, Kiara DUNGEE, Chelsea	2-WILLIAMS, Kiara
OLE MISS	02/24/19	73-61	W	33-DUNGEE, Chelsea	5-ZIMMERMAN, Bailey	3-MONK, Malica	2-ZIMMERMAN, Bailey TOLEFREE, Alexis	3-TOLEFREE, Alexis
MISSOURI	02/28/19	67-73	L	25-DUNGEE, Chelsea	7-DUNGEE, Chelsea	5-DUNGEE, Chelsea MONK, Malica	3-MONK, Malica DUNGEE, Chelsea	1-WILLIAMS, Kiara ZIMMERMAN, Bailey DUNGEE, Chelsea
at No. 19 Texas A&M	03/03/19	53-66	L	15-DUNGEE, Chelsea	6-DUNGEE, Chelsea TOLEFREE, Alexis	4-DUNGEE, Chelsea	2-GAULDEN, A'Tyanna	1-THOMAS, Taylah WILLIAMS, Kiara MASON, Jailyln
Georgia	03/07/19	86-76	W	31-DUNGEE, Chelsea	5-WILLIAMS, Kiara TOLEFREE, Alexis	5-MONK, Malica	2-WILLIAMS, Kiara	1-WILLIAMS, Kiara



@RazorbackWBB STATISTICS
AR Category Leaders (as of Mar 07, 2019)
 All games



Points	G	Pts	Pts/G
DUNGEE, Chelsea	31	615	19.8
MONK, Malica	31	402	13.0
TOLEFREE, Alexis	31	305	9.8
MASON, Jailyn	31	221	7.1
WILLIAMS, Kiara	31	205	6.6
GAULDEN, A'Tyanna	24	127	5.3
THOMAS, Taylah	31	117	3.8
ZIMMERMAN, Bailey	31	116	3.7
NORTHCROSS-BAKER, Ra	29	87	3.0
DOUMBIA, Rokia	19	22	1.2
WEAVER, Macy	12	15	1.3
SPANGLER, Grayce	11	12	1.1

Scoring Average	G	Pts	Avg/G
DUNGEE, Chelsea	31	615	19.8
MONK, Malica	31	402	13.0
TOLEFREE, Alexis	31	305	9.8
MASON, Jailyn	31	221	7.1
WILLIAMS, Kiara	31	205	6.6
GAULDEN, A'Tyanna	24	127	5.3
THOMAS, Taylah	31	117	3.8
ZIMMERMAN, Bailey	31	116	3.7
NORTHCROSS-BAKER, Ra	29	87	3.0
WEAVER, Macy	12	15	1.3
DOUMBIA, Rokia	19	22	1.2
SPANGLER, Grayce	11	12	1.1

FG Percentage	FG	Att	Pct
STOUT, Sydney	1	1	1.000
WILLIAMS, Kiara	84	146	.575
THOMAS, Taylah	48	92	.522
WEAVER, Macy	5	10	.500
MONK, Malica	149	369	.404
GAULDEN, A'Tyanna	49	123	.398
DUNGEE, Chelsea	189	479	.395
MASON, Jailyn	87	222	.392
NORTHCROSS-BAKER, Ra	31	94	.330
TOLEFREE, Alexis	104	330	.315
SPANGLER, Grayce	4	13	.308
DOUMBIA, Rokia	8	27	.296

Field Goal Attempts	G	Att	Att/G
DUNGEE, Chelsea	31	479	15.5
MONK, Malica	31	369	11.9
TOLEFREE, Alexis	31	330	10.6
MASON, Jailyn	31	222	7.2
WILLIAMS, Kiara	31	146	4.7

Field Goals Made	G	Made	Made/G
DUNGEE, Chelsea	31	189	6.1
MONK, Malica	31	149	4.8
TOLEFREE, Alexis	31	104	3.4
MASON, Jailyn	31	87	2.8
WILLIAMS, Kiara	31	84	2.7

3-Point Percentage	3FG	Att	Pct
STOUT, Sydney	1	1	1.000
SPANGLER, Grayce	4	9	.444
MASON, Jailyn	33	96	.344
MONK, Malica	34	103	.330
DUNGEE, Chelsea	55	168	.327
NORTHCROSS-BAKER, Ra	24	78	.308
GAULDEN, A'Tyanna	2	7	.286
TOLEFREE, Alexis	63	227	.278
ZIMMERMAN, Bailey	19	73	.260
DOUMBIA, Rokia	2	11	.182

3-Point FG Attempts	G	Att	Att/G
TOLEFREE, Alexis	31	227	7.3
DUNGEE, Chelsea	31	168	5.4
MONK, Malica	31	103	3.3
MASON, Jailyn	31	96	3.1
NORTHCROSS-BAKER, Ra	29	78	2.7

3-Point FG Made	G	Made	Made/G
TOLEFREE, Alexis	31	63	2.0
DUNGEE, Chelsea	31	55	1.8
MONK, Malica	31	34	1.1
MASON, Jailyn	31	33	1.1
NORTHCROSS-BAKER, Ra	29	24	0.8

Free Throw Percent	FG	Att	Pct
DUNGEE, Chelsea	182	222	.820
GAULDEN, A'Tyanna	27	34	.794
TOLEFREE, Alexis	34	45	.756
MASON, Jailyn	14	19	.737
MONK, Malica	70	105	.667
ZIMMERMAN, Bailey	29	44	.659
WEAVER, Macy	5	8	.625
WILLIAMS, Kiara	37	63	.587
THOMAS, Taylah	21	36	.583
DOUMBIA, Rokia	4	7	.571
NORTHCROSS-BAKER, Ra	1	3	.333
SPANGLER, Grayce	0	4	.000

Free Throw Attempts	G	Att	Att/G
DUNGEE, Chelsea	31	222	7.2
MONK, Malica	31	105	3.4
WILLIAMS, Kiara	31	63	2.0
TOLEFREE, Alexis	31	45	1.5
ZIMMERMAN, Bailey	31	44	1.4

Free Throws Made	G	Made	Made/G
DUNGEE, Chelsea	31	182	5.9
MONK, Malica	31	70	2.3
WILLIAMS, Kiara	31	37	1.2
TOLEFREE, Alexis	31	34	1.1
ZIMMERMAN, Bailey	31	29	0.9



@RazorbackWBB STATISTICS
AR Category Leaders (as of Mar 07, 2019)
All games

Rebounds	G	Reb	Reb/G
WILLIAMS, Kiara	31	205	6.6
THOMAS, Taylah	31	161	5.2
DUNGEE, Chelsea	31	138	4.5
ZIMMERMAN, Bailey	31	118	3.8
MASON, Jailyn	31	111	3.6

Assists	G	No.	Ast/G
MONK, Malica	31	103	3.3
MASON, Jailyn	31	63	2.0
GAULDEN, A'Tyanna	24	60	2.5
DUNGEE, Chelsea	31	44	1.4
TOLEFREE, Alexis	31	31	1.0

Rebound Average	G	Reb	Avg/G
WILLIAMS, Kiara	31	205	6.6
THOMAS, Taylah	31	161	5.2
DUNGEE, Chelsea	31	138	4.5
ZIMMERMAN, Bailey	31	118	3.8
MASON, Jailyn	31	111	3.6

Steals	G	No.	Stl/G
DUNGEE, Chelsea	31	43	1.4
TOLEFREE, Alexis	31	43	1.4
MONK, Malica	31	40	1.3
WILLIAMS, Kiara	31	35	1.1
MASON, Jailyn	31	35	1.1

Offensive Rebounds	G	No.	Avg/G
WILLIAMS, Kiara	31	88	2.8
THOMAS, Taylah	31	59	1.9
ZIMMERMAN, Bailey	31	49	1.6
DUNGEE, Chelsea	31	21	0.7
MONK, Malica	31	16	0.5

Blocked Shots	G	No.	Blk/G
WILLIAMS, Kiara	31	40	1.3
ZIMMERMAN, Bailey	31	16	0.5
DUNGEE, Chelsea	31	13	0.4
MASON, Jailyn	31	12	0.4
TOLEFREE, Alexis	31	10	0.3

Defensive Rebounds	G	No.	Avg/G
WILLIAMS, Kiara	31	117	3.8
DUNGEE, Chelsea	31	117	3.8
THOMAS, Taylah	31	102	3.3
MASON, Jailyn	31	96	3.1
TOLEFREE, Alexis	31	79	2.5

Minutes	G	No.	Min/G
DUNGEE, Chelsea	31	1012	32.6
MASON, Jailyn	31	905	29.2
MONK, Malica	31	903	29.1
TOLEFREE, Alexis	31	740	23.9
WILLIAMS, Kiara	31	647	20.9

Fouls	G	No.	Per/G
DUNGEE, Chelsea	31	77	2.5
WILLIAMS, Kiara	31	75	2.4
MONK, Malica	31	73	2.4
MASON, Jailyn	31	58	1.9
THOMAS, Taylah	31	51	1.6

Turnovers	G	No.	TO/G
DUNGEE, Chelsea	31	66	2.1
MONK, Malica	31	54	1.7
MASON, Jailyn	31	46	1.5
TOLEFREE, Alexis	31	41	1.3
GAULDEN, A'Tyanna	24	31	1.3

Foulsouts	G	No.
DOUMBIA, Rokia	19	1
WILLIAMS, Kiara	31	1
DUNGEE, Chelsea	31	1
THOMAS, Taylah	31	1



@RazorbackWBB STATISTICS AR Team Game-by-Game Comparison (as of Mar 07, 2019) All games

Opponent	1st	2nd	Score	Mar	Total FG	FG Pct	3-Pointers	3FG Pct	Free Throws	FT Pct	Rebounds	Assist	T/Over	Block	Steal	Fouls	
NORTHWESTERN STATE	56/27	42/26	98-53	+45	34-59/19-57	.576/.333	11-23/8-21	.478/.381	19-33/7-12	.576/.583	38/34	+4	18/14	16/30	3/1	11/10	15/27
UT Arlington	36/31	30/34	66-65	+1	26-63/25-72	.413/.347	5-16/7-15	.313/.467	9-18/8-12	.500/.667	42/39	+3	8/18	19/15	4/4	10/12	20/19
NO. 22 ARIZONA STATE	42/46	43/42	85-88	(3)	32-67/31-63	.478/.492	6-19/5-16	.316/.313	15-22/21-33	.682/.636	35/43	(8)	9/16	13/17	0/2	6/6	22/21
Tennessee State	37/34	42/21	79-55	+24	32-62/17-63	.371/.270	7-20/4-17	.350/.235	26-38/17-26	.684/.654	41/53	(12)	16/11	14/23	8/3	12/8	21/27
Pittsburgh	18/25	36/36	54-61	(7)	19-74/25-52	.257/.481	7-35/2-9	.200/.222	9-17/9-14	.529/.543	40/48	(8)	11/17	8/22	3/4	10/4	14/18
Wisconsin	31/33	38/35	69-68	+1	24-65/27-63	.369/.429	5-19/7-28	.263/.250	16-28/7-13	.571/.538	44/43	+1	11/21	10/16	0/6	11/1	17/22
ORAL ROBERTS	38/23	36/38	74-61	+13	23-66/21-61	.348/.344	4-20/5-18	.200/.278	24-29/14-18	.828/.778	45/41	+4	7/8	14/19	7/1	4/8	14/23
No. 22/23 Iowa State	33/37	49/54	82-91	(9)	26-68/34-69	.382/.493	11-27/8-29	.407/.276	19-25/15-19	.760/.789	37/47	(10)	13/20	7/11	2/7	6/1	22/19
TENNESSEE TECH	35/20	30/22	65-42	+23	27-74/18-56	.365/.321	7-23/4-16	.304/.250	4-6/2-9	.667/.222	42/42	-	9/11	9/21	13/5	13/2	12/12
Ablene Christian	42/39	38/29	80-68	+12	28-65/24-54	.431/.444	10-29/5-14	.345/.357	14-20/15-20	.700/.750	33/41	(8)	16/14	8/20	4/2	13/4	17/18
PRAIRIE VIEW A&M	26/22	45/22	71-44	+27	25-76/19-72	.329/.250	3-23/2-16	.130/.125	18-26/6-11	.692/.545	64/46	+18	11/7	8/13	8/6	7/4	12/20
NEBRASKA	31/36	53/44	84-80	+4	27-67/28-61	.403/.459	13-37/9-21	.351/.429	17-23/15-23	.739/.652	37/41	(4)	16/13	10/15	3/6	8/7	20/24
Tulsa	26/27	35/32	61-59	+2	23-63/23-66	.365/.348	6-25/5-17	.240/.294	9-16/6-13	.563/.615	41/50	(9)	7/12	18/23	4/1	12/8	14/17
JACKSON STATE	28/28	48/29	76-57	+19	27-74/24-65	.365/.369	12-37/6-20	.324/.300	10-15/3-8	.667/.375	40/49	(9)	15/12	15/28	6/3	17/8	11/17
#7/6 MISS STATE	33/50	36/43	69-93	(24)	27-72/37-75	.375/.493	3-17/3-9	.176/.333	12-15/16-22	.800/.727	31/57	(26)	10/16	10/13	8/6	8/6	13/15
Ole Miss	42/25	43/30	85-55	+30	32-67/21-64	.478/.328	12-30/3-15	.400/.200	9-11/10-13	.818/.769	39/39	-	18/6	11/15	1/4	10/8	14/20
Mizzou	14/34	39/37	53-71	(18)	19-64/27-54	.297/.500	9-31/2-10	.290/.200	6-7/15-17	.857/.882	28/45	(17)	9/13	9/17	2/0	5/4	18/14
VANDERBILT	47/20	36/42	83-62	+21	30-75/18-47	.400/.383	13-35/1-7	.371/.143	10-14/25-32	.714/.781	44/35	+9	17/8	12/23	3/5	8/4	28/12
Tennessee	40/31	40/48	80-79	+1	27-75/30-68	.360/.441	12-32/5-20	.375/.250	14-17/14-18	.824/.778	39/47	(8)	12/11	8/16	2/4	10/6	15/17
ALABAMA	33/29	39/32	72-61	+11	27-62/22-61	.435/.361	8-22/10-29	.364/.345	10-13/7-11	.769/.636	36/40	(4)	13/16	11/16	2/4	9/1	11/14
Florida	37/35	46/38	83-73	+10	30-63/27-67	.476/.403	5-22/12-37	.227/.324	18-23/7-14	.783/.500	35/43	(8)	7/17	8/15	5/0	6/6	15/20
GEORGIA	43/38	29/42	72-80	(8)	24-64/31-62	.375/.500	7-27/7-11	.259/.636	17-18/11-15	.944/.733	28/44	(16)	11/19	13/22	5/4	14/8	18/15
#16 SOUTH CAROLINA	39/33	40/54	79-87	(8)	29-74/32-80	.392/.400	7-25/5-20	.280/.250	14-19/18-24	.737/.750	42/54	(12)	9/12	9/11	6/6	7/5	20/16
LSU	10/36	24/35	34-71	(37)	13-49/33-61	.265/.541	0-10/1-5	.000/.200	8-18/4-9	.444/.444	26/46	(20)	2/16	18/16	1/2	9/8	16/15
AU	24/38	48/37	72-75	(3)	21-57/28-61	.368/.459	9-25/5-17	.360/.294	21-24/14-17	.875/.824	32/37	(5)	9/15	12/11	1/5	6/7	17/23
No. 17 Kentucky	33/30	26/31	59-61	(2)	22-55/23-67	.400/.343	4-21/4-18	.190/.222	11-15/11-22	.733/.500	36/45	(9)	12/10	13/9	8/4	4/5	16/14
Georgia	38/45	45/48	83-93	(10)	33-72/33-65	.458/.508	7-28/6-17	.250/.353	10-15/21-28	.667/.750	34/42	(8)	13/19	14/16	2/5	8/10	23/17
OLE MISS	35/33	38/28	73-61	+12	23-51/23-58	.451/.397	7-21/4-20	.333/.200	20-26/11-17	.769/.647	30/36	(6)	10/11	11/16	3/1	4/5	13/20
MISSOURI	16/24	51/49	67-73	(6)	22-64/19-45	.344/.422	11-29/9-24	.379/.375	12-12/26-27	1000/.963	23/45	(22)	13/12	4/21	3/2	9/2	23/18
No. 19 Texas A&M	26/41	27/25	53-66	(13)	18-59/28-66	.305/.424	9-29/1-11	.310/.091	8-10/9-18	.800/.500	33/53	(20)	11/20	12/14	3/6	5/7	16/10
Georgia	48/35	38/41	86-76	+10	32-57/33-70	.561/.471	7-16/5-19	.438/.263	15-17/5-11	.882/.455	24/38	(14)	13/15	9/12	1/3	6/2	11/15

Note: Game totals are displayed in the format TEAM/OPPONENT for each category



@RazorbackWBB STATISTICS
AR Points-Rebounds-Assists (as of Mar 07, 2019)
All games

Opponent	Date	Score	00	01	02	03	10	13	14	
			GAULDEN,A'	NORTHCROSS	TOLEFREE,A	MONK,MALIC	WILLIAMS,K	SPANGLER,G	MASON,JAIL	
NORTHWESTERN STATE	11/09/18	98-53	w	16-2-3	0-1-2	19-3-0	12-0-4	10-9-1	0-0-0	4-4-4
at UT Arlington	11/14/18	66-65	w	2-3-1	2-3-1	18-4-0	18-8-3	4-6-0	DNP	0-1-2
NO. 22 ARIZONA STATE	11/18/18	85-88	L	9-0-0	0-0-0	22-3-2	13-4-1	8-9-2	DNP	11-4-3
vs Tennessee State	11/23/18	79-55	w	9-2-3	4-0-1	14-3-2	13-2-4	6-11-2	DNP	4-2-2
vs Pittsburgh	11/24/18	54-61	L	2-2-3	0-0-0	12-6-5	5-3-2	5-4-0	DNP	5-1-1
vs Wisconsin	11/25/18	69-68	w	1-0-4	DNP	5-2-1	13-1-3	13-8-0	DNP	12-7-1
ORAL ROBERTS	11/28/18	74-61	w	2-1-1	3-0-0	4-5-1	17-3-3	6-11-0	DNP	12-6-0
at No. 22/23 Iowa State	12/02/18	82-91	L	4-2-3	0-0-0	10-5-2	22-1-0	4-6-1	DNP	10-4-2
TENNESSEE TECH	12/04/18	65-42	w	12-5-3	0-1-0	5-2-0	2-1-1	6-9-0	0-2-0	4-2-3
at Abilene Christian	12/08/18	80-68	w	7-1-4	DNP	21-1-3	18-0-4	12-11-0	DNP	5-5-5
PRAIRIE VIEW A&M	12/16/18	71-44	w	6-4-3	5-2-0	7-4-2	8-6-1	6-10-0	0-1-0	6-1-0
NEBRASKA	12/18/18	84-80	w	0-0-3	3-0-0	13-6-2	16-1-4	10-9-1	0-0-0	11-0-4
at Tulsa	12/20/18	61-59	w	4-2-1	0-0-0	6-4-1	12-1-2	6-10-0	DNP	6-5-3
JACKSON STATE	12/30/18	76-57	w	2-0-4	0-1-3	17-1-1	11-2-2	2-8-0	6-0-0	9-6-2
#7/6 MISS STATE	01/03/19	69-93	L	6-0-4	0-2-0	11-1-0	6-1-4	4-1-0	DNP	2-1-1
at Ole Miss	01/06/19	85-55	w	4-1-4	6-0-1	4-5-1	16-0-5	13-10-1	0-0-0	16-6-3
at Mizzou	01/10/19	53-71	L	2-1-2	5-0-0	6-3-0	5-1-4	5-5-1	0-0-0	7-1-0
VANDERBILT	01/13/19	83-62	w	4-1-2	16-0-1	9-2-1	15-2-9	11-3-0	6-0-0	5-4-2
at Tennessee	01/21/19	80-79	w	DNP	3-0-0	16-3-1	23-3-3	2-2-1	DNP	7-6-5
ALABAMA	01/24/19	72-61	w	DNP	3-1-0	13-1-0	16-3-4	4-5-1	0-0-0	7-9-4
at Florida	01/27/19	83-73	w	DNP	0-0-0	2-5-1	25-4-4	8-5-0	DNP	12-5-1
GEORGIA	01/31/19	72-80	L	DNP	5-3-1	5-1-1	19-0-6	2-4-1	DNP	4-6-1
#16 SOUTH CAROLINA	02/03/19	79-87	L	DNP	5-1-0	2-0-0	25-4-3	6-5-1	DNP	5-7-1
at LSU	02/07/19	34-71	L	DNP	0-1-1	0-0-0	12-1-0	1-3-0	0-0-0	2-2-0
AU	02/10/19	72-75	L	DNP	12-5-0	1-1-0	2-5-4	2-4-2	DNP	9-2-1
at No. 17 Kentucky	02/17/19	59-61	L	0-1-0	3-0-0	0-2-0	10-2-6	14-17-0	DNP	6-2-5
at Georgia	2/21/19	83-93	L	12-2-3	9-4-0	17-4-1	6-2-3	15-7-1	DNP	6-3-2
OLE MISS	02/24/19	73-61	w	12-1-2	0-1-1	10-4-2	3-3-3	4-3-0	0-0-0	10-2-0
MISSOURI	02/28/19	67-73	L	2-0-1	0-1-0	14-2-0	16-2-5	0-1-0	DNP	10-4-1
at No. 19 Texas A&M	03/03/19	53-66	L	7-2-2	3-2-0	9-6-0	13-4-1	4-4-0	DNP	2-2-3
vs Georgia	03/07/19	86-76	w	2-0-4	0-2-0	13-5-1	10-1-5	12-5-0	DNP	12-1-1

Opponent	Date	Score	20	22	24	30	33	52	
			STOUT,SYDN	ZIMMERMAN,	THOMAS,TAY	WEAVER,MAC	DUNGEE,CHE	DOUMBIA,RO	
NORTHWESTERN STATE	11/09/18	98-53	w	0-0-0	4-4-1	11-9-0	0-0-0	11-3-3	11-1-0
at UT Arlington	11/14/18	66-65	w	DNP	4-5-0	2-9-0	DNP	16-3-1	0-0-0
NO. 22 ARIZONA STATE	11/18/18	85-88	L	DNP	2-1-0	0-2-0	DNP	20-6-1	0-1-0
vs Tennessee State	11/23/18	79-55	w	0-0-0	12-4-1	1-3-0	0-5-0	16-6-0	0-0-1
vs Pittsburgh	11/24/18	54-61	L	DNP	11-11-0	4-8-0	DNP	10-1-0	DNP
vs Wisconsin	11/25/18	69-68	w	DNP	3-4-1	2-12-0	DNP	20-5-1	0-1-0
ORAL ROBERTS	11/28/18	74-61	w	DNP	4-3-0	0-6-0	4-1-0	21-5-1	1-0-1
at No. 22/23 Iowa State	12/02/18	82-91	L	DNP	3-3-2	2-4-1	DNP	27-5-2	DNP
TENNESSEE TECH	12/04/18	65-42	w	0-1-0	7-5-0	1-2-0	0-3-0	28-5-2	0-1-0
at Abilene Christian	12/08/18	80-68	w	DNP	3-5-0	12-6-0	DNP	2-1-0	DNP
PRAIRIE VIEW A&M	12/16/18	71-44	w	3-1-0	5-11-0	11-7-0	4-3-1	8-6-1	2-4-3
NEBRASKA	12/18/18	84-80	w	0-0-0	3-7-0	5-5-1	DNP	23-5-1	DNP
at Tulsa	12/20/18	61-59	w	DNP	4-4-0	0-1-0	DNP	23-9-0	DNP
JACKSON STATE	12/30/18	76-57	w	0-0-0	6-4-0	4-6-0	1-2-0	13-5-2	5-1-1
#7/6 MISS STATE	01/03/19	69-93	L	DNP	0-3-0	15-9-0	DNP	25-2-1	0-1-0
at Ole Miss	01/06/19	85-55	w	0-0-0	6-2-0	0-3-0	0-0-0	17-3-2	3-2-1
at Mizzou	01/10/19	53-71	L	0-0-0	5-2-1	0-6-0	3-1-0	15-6-1	0-0-0
VANDERBILT	01/13/19	83-62	w	0-0-0	3-7-1	4-6-0	0-4-0	10-3-1	0-7-0
at Tennessee	01/21/19	80-79	w	DNP	6-5-0	4-7-0	DNP	19-5-2	0-0-0
ALABAMA	01/24/19	72-61	w	0-0-0	5-4-2	15-7-0	0-0-0	9-2-2	0-0-0
at Florida	01/27/19	83-73	w	DNP	5-0-0	6-6-0	DNP	25-5-1	DNP
GEORGIA	01/31/19	72-80	L	DNP	5-4-0	4-6-0	DNP	28-2-1	DNP
#16 SOUTH CAROLINA	02/03/19	79-87	L	DNP	0-3-0	4-6-1	DNP	32-5-3	DNP
at LSU	02/07/19	34-71	L	0-1-1	2-5-0	0-6-0	3-0-0	14-3-0	0-1-0
AU	02/10/19	72-75	L	DNP	3-4-1	2-1-0	DNP	41-5-1	0-0-0
at No. 17 Kentucky	02/17/19	59-61	L	DNP	4-0-0	2-2-0	DNP	20-7-1	DNP
at Georgia	2/21/19	83-93	L	DNP	0-0-1	0-4-0	DNP	18-6-2	DNP
OLE MISS	02/24/19	73-61	w	0-0-0	1-5-2	0-4-0	0-1-0	33-4-0	0-0-0
MISSOURI	02/28/19	67-73	L	DNP	0-1-0	0-2-1	DNP	25-7-5	DNP
at No. 19 Texas A&M	03/03/19	53-66	L	0-0-0	0-1-0	0-4-1	DNP	15-6-4	0-0-0
vs Georgia	03/07/19	86-76	w	DNP	0-1-0	6-2-0	DNP	31-2-2	DNP



0 A'Tyanna Gaulden | So. | 5-7 | G | Ocala, Ga. (Americus Sumter HS) | Florida State

SEASON HIGHS

Points	16	NSU	11-9-18
FG Made	6	at Georgia	2-21-19*
FG Att.	16	TTU	12-4-18
3FG Made	1	Ole Miss	2-24-19
3FG Att.	2	Ole Miss	2-24-19*
FT Made	5	#22 ASU	11-18-18
FT Att.	7	NSU	11-9-18
Off. Reb.	3	TTU	12-4-18
Def. Reb.	3	at UTA	11-14-18
Rebounds	5	TTU	12-4-18
Assists	4	at Ole Miss	1-6-19*
Blocks	1	at #22 ISU	12-2-18
Steals	2	NSU	11-9-18
Minutes	24	TTU	12-4-18

CAREER HIGHS

Points	16	NSU	11-9-18
FG Made	6	at Georgia	2-21-19*
FG Att.	16	TTU	12-4-18
3FG Made	1	Ole Miss	2-24-19
3FG Att.	2	Ole Miss	2-24-19*
FT Made	5	#22 ASU	11-18-18
FT Att.	7	NSU	11-9-18
Off. Reb.	3	TTU	12-4-18
Def. Reb.	3	at UTA	11-14-18
Rebounds	5	TTU	12-4-18
Assists	4	at Ole Miss	1-6-19*
Blocks	1	at #22 ISU	12-2-18
Steals	2	NSU	11-9-18
Minutes	24	TTU	12-4-18

*Most Recent

SEASON | CAREER SUPERLATIVES

Stat	'18-'19	Career
Double Figure Pts	4	4
Double Figure Rebs		
Double-Doubles		
5+ Assists		
5+ Blocks		
5+ Steals		
Led Team in Pts		
Led Team in Reb		
20+ Points		

NOTES

- One of seven players in double figures in the season opener with 16 points versus Northwestern State.
- Twelve points in 24 minutes versus Tennessee Tech. Four games with double figure points.
- Redshirted the 2017-18 season due to NCAA transfer rules.
- Played in 21 games averaging 1.1 ppg, 0.6 rpg and 1.0 apg in 5.7 minutes per game at FSU.
- As a prep player, was ranked sixth among all guard in the ESPNW 2016 recruiting class and was No. 23 overall ... Five-star player who earned Atlanta Journal Constitution Player of the Year after her senior season.

Opponent	Date	gs	min	Total		3-Pointers		Free throws		Rebounds					pts	avg				
				fg-fga	pct	3fg-fga	pct	ft-fa	pct	off	def	tot	avg	pf			a	tlb	blk	stl
NORTHWESTERN STATE	11/09/18	17	6-7	.857	0-0	.000	4-7	.571	0	2	2	2.0	0	3	4	0	2	16	16.0	
at UT Arlington	11/14/18	11	1-3	.333	0-0	.000	0-0	.000	0	3	3	2.5	1	1	3	0	0	2	9.0	
NO. 22 ARIZONA STATE	11/18/18	13	2-5	.400	0-0	.000	5-6	.833	0	0	0	1.7	0	0	1	0	1	9	9.0	
vs Tennessee State	11/23/18	19	3-9	.333	0-0	.000	3-4	.750	0	2	2	1.8	3	3	0	0	1	9	9.0	
vs Pittsburgh	11/24/18	11	1-6	.167	0-1	.000	0-0	.000	1	1	2	1.8	0	3	0	0	1	2	7.6	
vs Wisconsin	11/25/18	17	0-3	.000	0-0	.000	1-2	.500	0	0	0	1.5	1	4	1	0	1	1	6.5	
ORAL ROBERTS	11/28/18	7	1-2	.500	0-0	.000	0-0	.000	0	1	1	1.4	0	1	2	0	0	2	5.9	
at No. 22/23 Iowa State	12/02/18	16	1-3	.333	0-0	.000	2-2	1.000	0	2	2	1.5	2	3	2	1	1	4	5.6	
TENNESSEE TECH	12/04/18	24	6-16	.375	0-0	.000	0-0	.000	3	2	5	1.9	1	3	1	0	0	12	6.3	
at Abilene Christian	12/08/18	14	2-5	.400	0-0	.000	3-3	1.000	0	1	1	1.8	3	4	1	0	0	7	6.4	
PRAIRIE VIEW A&M	12/16/18	18	2-6	.333	0-0	.000	2-2	1.000	1	3	4	2.0	2	3	1	0	0	6	6.4	
NEBRASKA	12/18/18	9	0-0	.000	0-0	.000	0-0	.000	0	0	0	1.8	0	3	3	0	0	0	5.8	
at Tulsa	12/20/18	10	2-2	1.000	0-0	.000	0-0	.000	1	1	2	1.8	1	1	1	1	0	4	5.7	
JACKSON STATE	12/30/18	11	1-3	.333	0-0	.000	0-0	.000	0	0	0	1.7	1	4	2	0	0	2	5.4	
#7/6 MISS STATE	01/03/19	16	3-9	.333	0-0	.000	0-0	.000	0	0	0	1.6	0	4	0	0	1	6	5.5	
at Ole Miss	01/06/19	13	2-4	.500	0-0	.000	0-0	.000	0	1	1	1.6	1	4	1	0	0	4	5.4	
at Mizzou	01/10/19	12	1-7	.143	0-2	.000	0-0	.000	0	1	1	1.5	1	2	0	0	0	2	5.2	
VANDERBILT	01/13/19	9	1-5	.200	0-0	.000	2-2	1.000	1	0	1	1.5	1	2	0	0	1	4	5.1	
at Tennessee	01/21/19	dnp	-	-	-	-	-	-	-	-	-	-	-	-	-	-	-	-	-	
ALABAMA	01/24/19	dnp	-	-	-	-	-	-	-	-	-	-	-	-	-	-	-	-	-	
at Florida	01/27/19	dnp	-	-	-	-	-	-	-	-	-	-	-	-	-	-	-	-	-	
GEORGIA	01/31/19	dnp	-	-	-	-	-	-	-	-	-	-	-	-	-	-	-	-	-	
#16 SOUTH CAROLINA	02/03/19	dnp	-	-	-	-	-	-	-	-	-	-	-	-	-	-	-	-	-	
at LSU	02/07/19	dnp	-	-	-	-	-	-	-	-	-	-	-	-	-	-	-	-	-	
AJ	02/10/19	dnp	-	-	-	-	-	-	-	-	-	-	-	-	-	-	-	-	-	
at No. 17 Kentucky	02/17/19	3	0-1	.000	0-0	.000	0-0	.000	1	0	1	1.5	0	0	0	0	1	0	4.8	
at Georgia	2/21/19	16	6-7	.857	0-0	.000	0-0	.000	0	2	2	1.5	0	3	4	0	0	12	5.2	
OLE MISS	02/24/19	19	4-7	.571	1-2	.500	3-4	.750	0	1	1	1.5	2	2	1	0	0	12	5.5	
MISSOURI	02/28/19	8	1-5	.200	0-1	.000	0-0	.000	0	0	0	1.4	1	1	0	0	1	2	5.4	
at No. 19 Texas A&M	03/03/19	12	3-5	.600	1-1	1.000	0-0	.000	1	1	2	1.4	2	2	3	0	2	7	5.4	
vs Georgia	03/07/19	12	0-3	.000	0-0	.000	2-2	1.000	0	0	0	1.4	0	4	0	0	0	2	5.3	
Totals		0	317	49-123	.398	2-7	.286	27-34	.794	9	24	33	1.4	23	60	31	2	13	127	5.3

Games played: 24
 Minutes/game: 13.2
 Points/game: 5.3
 FG Pct: 39.8
 3FG Pct: 28.6
 FT Pct: 79.4

Rebounds/game: 1.4
 Assists/game: 2.5
 Turnovers/game: 1.3
 Assist/turnover ratio: 1.9
 Steals/game: 0.5
 Blocks/game: 0.1

CAREER STATISTICS

Year	GP-GS	Min	Avg	FG	Total		3-Point		F-Throw		Rebounds					PF	FO	Ast	TO	Blk	Stl	Pts	Avg	
					FGA	Pct	FG	FGA	Pct	FT	FTA	Pct	Off	Def	Tot									Avg
2015-16*	21-0	119	5.7	7	15	.467	0	0	.000	9	14	.643	2	10	12	0.6	24	1	22	15	0	13	23	1.1

*at Florida State

Season	gp-gs	min/avg	fg-fga	pct	fg-fga	pct	ft-fa	pct	off	def	tot	avg	pf	fo	ast	to	blk	stl	pts	avg
2018-19	24-0	317/13.2	49-123	.398	2-7	.286	27-34	.794	9	24	33	1.4	23	0	60	31	2	13	127	5.3
TOTAL	24-0	317/13.2	49-123	.398	2-7	.286	27-34	.794	9	24	33	1.4	23	0	60	31	2	13	127	5.3



1 Raven Northcross Baker | Sr. | 5-9 | G | Malvern, Ark. (Malvern HS) | Chipola Junior College

SEASON HIGHS

Points	16	Vanderbilt	1-13-19
FG Made	6	Vanderbilt	1-13-19
FG Att.	13	Vanderbilt	1-13-19
3FG Made	4	Auburn	2-7-19&
3FG Att.	11	Vanderbilt	1-13-19
FT Made	1	TSU	11-23-18
FT Att.	2	TSU	11-23-18
Off. Reb.	1	PVAM	12-16-18*
Def. Reb.	5	Auburn	2-7-19
Rebounds	5	Auburn	2-7-19
Assists	3	JSU	12-30-18
Blocks			
Steals	3	Vanderbilt	1-13-19
Minutes	27	Auburn	2-7-19

CAREER HIGHS (AT ARKANSAS)

Points	22	UTA	12-17-17
FG Made	8	UTA	12-17-17
FG Att.	13	Vanderbilt	1-13-19*
3FG Made	6	UTA	12-17-17
3FG Att.	12	Vanderbilt	2-28-18
FT Made	7	ACU	11-29-17
FT Att.	8	ACU	11-29-17
Off. Reb.	3	Grambling	12-18-17
Def. Reb.	7	Tulsa	12-10-17
Rebounds	9	Tulsa	12-10-17
Assists	7	Vanderbilt	2-28-18
Blocks	1	at #9 SC	1-25-18*
Steals	3	Vanderbilt	1-13-19*
Minutes	29	Florida	1-18-18

*Most Recent

SEASON | CAREER SUPERLATIVES

Stat	'17-'18	'18-'19	Career
Double Figure Pts	3	2	6
Double Figure Rebs			
Double-Doubles			
5+ Assists			
5+ Blocks			
5+ Steals			
Led Team in Pts	2	1	3
Led Team in Reb			
20+ Points	1	-	1

NOTES

- Season-best 16 points versus Vanderbilt in 2019.
- Three games in double figures as a junior.
- Ten games with two or more 3-point field goals as a junior.
- Arkansas Athletics Department Honor Roll (3.0-3.49 GPA) | Fall 2017.
- 17 points in exhibition (2017) including 12 points in the first quarter.
- Had her first 20+ point game as a Razorback with 22 points against UTA as a junior.

Opponent	Date	gs	min	Total		3-Pointers		Free throws		Rebounds			pf	a	t/o	blk	stl	pts	avg		
				fg	fga	pct	fg	fga	pct	ft	f	fta								off	def
NORTHWESTERN STATE	11/09/18	*	16	0-0	.000	0-0	.000	0-0	.000	1	0	1	1.0	2	2	1	0	1	0	0.0	
at UT Arlington	11/14/18		10	1-5	.200	0-2	.000	0-0	.000	0	3	3	2.0	1	1	0	0	0	2	1.0	
NO. 22 ARIZONA STATE	11/18/18		4	0-1	.000	0-1	.000	0-0	.000	0	0	0	1.3	2	0	1	0	0	0	0.7	
vs Tennessee State	11/23/18		9	1-2	.500	1-2	.500	1-2	.500	0	0	0	1.0	0	1	0	0	2	4	1.5	
vs Pittsburgh	11/24/18		3	0-0	.000	0-0	.000	0-0	.000	0	0	0	0.8	1	0	0	0	0	0	1.2	
vs Wisconsin	11/25/18	dnp		-	-	-	-	-	-	-	-	-	-	-	-	-	-	-	-	-	
ORAL ROBERTS	11/28/18		9	1-2	.500	1-2	.500	0-0	.000	0	0	0	0.7	1	0	0	0	0	3	1.5	
at No. 22/23 Iowa State	12/02/18		2	0-0	.000	0-0	.000	0-0	.000	0	0	0	0.6	0	0	0	0	0	0	1.3	
TENNESSEE TECH	12/04/18		4	0-2	.000	0-2	.000	0-0	.000	0	1	1	0.6	0	0	0	0	0	0	1.1	
at Abilene Christian	12/08/18	dnp		-	-	-	-	-	-	-	-	-	-	-	-	-	-	-	-	-	
PRAIRIE VIEW A&M	12/16/18		12	2-6	.333	1-5	.200	0-1	.000	1	1	2	0.8	2	0	1	0	1	5	1.6	
NEBRASKA	12/18/18		7	1-3	.333	1-3	.333	0-0	.000	0	0	0	0.7	0	0	0	0	1	3	1.7	
at Tulsa	12/20/18		5	0-1	.000	0-1	.000	0-0	.000	0	0	0	0.6	0	0	0	0	0	0	1.5	
JACKSON STATE	12/30/18		16	0-4	.000	0-4	.000	0-0	.000	0	1	1	0.7	1	3	0	0	1	0	1.4	
#7/6 MISS STATE	01/03/19		10	0-2	.000	0-1	.000	0-0	.000	1	1	2	0.8	0	0	0	0	0	0	1.3	
at Ole Miss	01/06/19		14	2-3	.667	2-3	.667	0-0	.000	0	0	0	0.7	1	1	1	0	1	6	1.6	
at Mizzou	01/10/19		12	2-4	.500	1-3	.333	0-0	.000	0	0	0	0.7	3	0	0	0	0	5	1.9	
VANDERBILT	01/13/19		23	6-13	.462	4-11	.364	0-0	.000	0	0	0	0.6	1	1	3	0	3	16	2.8	
at Tennessee	01/21/19		6	1-2	.500	1-2	.500	0-0	.000	0	0	0	0.6	0	0	0	0	0	3	2.8	
ALABAMA	01/24/19		5	1-3	.333	1-3	.333	0-0	.000	0	1	1	0.6	1	0	0	0	0	3	2.8	
at Florida	01/27/19		14	0-1	.000	0-1	.000	0-0	.000	0	0	0	0.6	0	0	0	1	1	0	2.6	
GEORGIA	01/31/19		18	2-7	.286	1-6	.167	0-0	.000	0	3	3	0.7	3	1	1	0	1	5	2.8	
#16 SOUTH CAROLINA	02/03/19		18	2-6	.333	1-2	.500	0-0	.000	0	1	1	0.7	3	0	0	0	0	5	2.9	
at LSU	02/07/19		9	0-2	.000	0-2	.000	0-0	.000	0	1	1	0.7	1	1	2	0	1	0	2.7	
AU	02/10/19		27	4-8	.500	4-7	.571	0-0	.000	0	5	5	0.9	2	0	0	0	1	12	3.1	
at No. 17 Kentucky	02/17/19		17	1-3	.333	1-3	.333	0-0	.000	0	0	0	0.9	3	0	0	0	1	3	3.1	
at Georgia	2/21/19		17	3-8	.375	3-8	.375	0-0	.000	0	4	4	1.0	3	0	0	0	2	9	3.4	
OLE MISS	02/24/19		5	0-2	.000	0-2	.000	0-0	.000	1	0	1	1.0	1	1	0	0	0	0	3.2	
MISSOURI	02/28/19		7	0-0	.000	0-0	.000	0-0	.000	0	1	1	1.0	2	0	0	0	0	0	3.1	
at No. 19 Texas A&M	03/03/19		18	1-4	.250	1-2	.500	0-0	.000	0	2	2	1.0	0	0	1	0	0	3	3.1	
vs Georgia	03/07/19		6	0-0	.000	0-0	.000	0-0	.000	0	2	2	1.1	0	0	1	0	0	0	3.0	
Totals			1	323	31.94	330	24.78	308	1.3	.333	4	27	31	1.1	34	12	13	1	16	87	3.0

Games played: 29
Minutes/game: 11.1
Points/game: 3.0
FG Pct: 33.0
3FG Pct: 30.8
FT Pct: 33.3

Rebounds/game: 1.1
Assists/game: 0.4
Turnovers/game: 0.4
Assist/turnover ratio: 0.9
Steals/game: 0.6
Blocks/game: 0.0

CAREER STATISTICS

Year	GP-GS	Min	Avg	FG	Total		3-Point		F-Throw		Rebounds			PF	FO	Ast	TO	Blk	Stl	Pts	Avg			
					FGA	Pct	FGA	Pct	FT	FTA	Pct	Off	Def									Tot	Avg	
2015-16*	26-14	69	2.7	97	229	.424	58	149	.389	21	33	.636	47	39	86	3.3	6	-	46	32	-	58	273	10.5
2016-17*	33-33	210	6.4	171	433	.395	77	247	.312	54	83	.651	74	77	151	4.6	9	-	77	44	3	56	473	14.3
Totals*	59-47	279	4.7	268	662	.405	135	396	.341	75	116	.647	121	116	237	4.0	15	-	123	76	3	114	746	12.6

*Chipola Junior College

Season	gp-gs	min/avg	fg-fga	pct	fg-fga	pct	ft-f	pct	off	def	tot	avg	pf	fo	ast	to	blk	stl	pts	avg
2017-18	31-1	603/19.5	57-193	.295	37-137	.270	22-33	.667	32	50	82	2.6	47	1	50	28	4	18	173	5.6
2018-19	29-1	323/11.1	31-94	.330	24-78	.308	1-3	.333	4	27	31	1.1	34	0	12	13	1	16	87	3.0
TOTAL	60-2	926/15.4	88-287	.307	61-215	.284	23-36	.639	36	77	113	1.9	81	1	62	41	5	34	260	4.3



2 Alexis Tolefree | Jr. | 5-8 | G | Conway, Ark. (Conway HS) | Jones County JC

SEASON HIGHS

Points	22	#22 ASU	11-18-18
FG Made	8	at ACU	12-8-18*
FG Att.	23	Pitt	11-24-18
3FG Made	5	JSU	12-30-18*
3FG Att.	16	Pitt	11-24-18
FT Made	4	NEB	12-18-18*
FT Att.	6	NSU	11-9-18
Off. Reb.	2	at Georgia	2-21-19*
Def. Reb.	6	NEB	12-18-18
Rebounds	6	at #19 Texas A&M	3-3-19*
Assists	5	Pitt	11-24-18
Blocks	2	ORU	11-28-18
Steals	5	at ACU	12-8-18
Minutes	36	Georgia (SEC Tourn)	3-7-19*

CAREER HIGHS

Points	22	#22 ASU	11-18-18
FG Made	8	at ACU	12-8-18*
FG Att.	23	Pitt	11-24-18
3FG Made	5	JSU	12-30-18*
3FG Att.	16	Pitt	11-24-18
FT Made	4	NEB	12-18-18*
FT Att.	6	NSU	11-9-18
Off. Reb.	2	at Georgia	2-21-19*
Def. Reb.	6	NEB	12-18-18
Rebounds	6	at #19 Texas A&M	3-3-19*
Assists	5	Pitt	11-24-18
Blocks	2	ORU	11-28-18
Steals	5	at ACU	12-8-18
Minutes	36	Georgia (SEC Tourn)	3-7-19

*Most Recent

SEASON | CAREER SUPERLATIVES

Stat	'16-'17*	'17-18	'18-'19	Career
Double Figure Pts		26	16	42*
Double Figure Rebs		-	-	-
Double-Doubles		-	-	-
5+ Assists		3	1	4*
5+ Blocks		-	-	-
5+ Steals		3	-	-
Led Team in Pts		-	6	6
Led Team in Reb		-	2	2
20+ Points		18	2	20*
30/40/50+ Points		1/1/1	-	-

*missing junior college freshman season

CAREER STATISTICS

Year	GP-GS	Min	Avg	FG	Total FGA	Pct	3-Point FG	3-Point FGA	Pct	F-Throw FT	F-Throw FTA	Pct	Off	Rebounds Def	Rebounds Tot	Avg	PF	FO	Ast	TO	Blk	Stl	Pts	Avg
2016-17*	NA																							
2017-18*	29-27	867	29.9	205	476	.431	104	286	.364	104	127	.819	19	73	92	3.2	64	0	75	58	13	58	618	21.3

*at Jones County JC

Season	gp-gs	min/avg	fg-fga	pct	fg-fga	pct	ft-fa	pct	off	def	tot	avg	pf	fo	ast	to	blk	stl	pts	avg
2018-19	31-30	740/23.9	104-330	.315	63-227	.278	34-45	.756	15	79	94	3.0	48	0	31	41	10	43	305	9.8
TOTAL	31-30	740/23.9	104-330	.315	63-227	.278	34-45	.756	15	79	94	3.0	48	0	31	41	10	43	305	9.8

NOTES

- Arkansas career-best 22 points against No. 22 Arizona State.
- Scored in double figures in 16 games this year.
- Junior College All American.
- Scored 50 points (16-26) vs. Copiah-Lincoln ... 42 points at Meridian (16-22) and 31 points vs. Copiah-Lincoln (8-22, 5-14, 10-10) in 2017-18 at Jones County.
- Ranked second in the MACJC and seventh nationally in scoring.
- Ranked third in the nation in 3-point field goals per game.
- Lead team to Region 23 Title- with 50 points vs. Copiah-Lincoln.

Opponent	Date	gs	min	Total fg-fga	pct	3-Pointers fg-fga	pct	Free throws ft-fa	pct	Rebounds off	def	tot	avg	pf	a	t/o	blk	stl	pts	avg	
NORTHWESTERN STATE	11/09/18	*	21	5-11	.455	5-10	.500	4-6	.667	0	3	3	3.0	0	0	3	0	2	19	19.0	
at UT Arlington	11/14/18	*	36	6-19	.316	3-9	.333	3-3	1.000	1	3	4	3.5	0	0	1	1	3	18	18.5	
NO. 22 ARIZONA STATE	11/18/18	*	33	8-20	.400	3-9	.333	3-4	.750	0	3	3	3.3	4	2	4	0	1	22	19.7	
vs Tennessee State	11/23/18	*	27	4-12	.333	3-8	.375	3-4	.750	1	2	3	3.3	2	2	3	0	1	14	18.3	
vs Pittsburgh	11/24/18	*	32	4-23	.174	3-16	.188	1-2	.500	2	4	6	3.8	3	5	2	0	4	12	17.0	
vs Wisconsin	11/25/18	*	17	2-9	.222	1-6	.167	0-0	.000	2	0	2	3.5	0	1	1	0	0	5	15.0	
ORAL ROBERTS	11/28/18	*	26	1-8	.125	0-6	.000	2-2	1.000	0	5	5	3.7	1	1	2	2	2	4	13.4	
at No. 22/23 Iowa State	12/02/18		26	4-12	.333	1-5	.200	1-2	.500	1	4	5	3.9	2	2	1	0	0	10	13.0	
TENNESSEE TECH	12/04/18	*	20	2-11	.182	1-8	.125	0-0	.000	0	2	2	3.7	0	0	1	0	2	5	12.1	
at Abilene Christian	12/08/18	*	29	8-16	.500	5-12	.417	0-1	.000	1	0	1	3.4	2	3	1	1	5	21	13.0	
PRAIRIE VIEW A&M	12/16/18	*	19	3-10	.300	1-6	.167	0-0	.000	1	3	4	3.5	0	2	1	1	1	7	12.5	
NEBRASKA	12/18/18	*	25	3-11	.273	3-11	.273	4-4	1.000	0	6	6	3.7	3	2	1	1	0	13	12.5	
at Tulsa	12/20/18	*	26	3-8	.375	0-5	.000	0-0	.000	0	4	4	3.7	1	1	1	1	3	6	12.0	
JACKSON STATE	12/30/18	*	23	6-12	.500	5-10	.500	0-0	.000	0	1	1	3.5	0	1	1	0	3	17	12.4	
#7/6 MISS STATE	01/03/19	*	36	4-13	.308	2-8	.250	1-2	.500	0	1	1	3.3	2	0	2	0	3	11	12.3	
at Ole Miss	01/06/19	*	20	2-10	.200	0-6	.000	0-0	.000	0	5	5	3.4	2	1	1	0	0	4	11.8	
at Mizzou	01/10/19	*	25	2-9	.222	2-7	.286	0-0	.000	1	2	3	3.4	0	0	1	0	0	6	11.4	
VANDERBILT	01/13/19	*	14	3-6	.500	3-5	.600	0-0	.000	0	2	2	3.3	4	1	0	0	1	9	11.3	
at Tennessee	01/21/19	*	19	5-17	.294	4-12	.333	2-2	1.000	1	2	3	3.3	2	1	1	0	1	16	11.5	
ALABAMA	01/24/19	*	26	4-8	.500	4-7	.571	1-2	.500	0	1	1	3.2	1	0	0	0	2	13	11.6	
at Florida	01/27/19	*	16	0-4	.000	0-3	.000	2-2	1.000	1	4	5	3.3	1	1	2	0	1	2	11.1	
GEORGIA	01/31/19	*	13	2-6	.333	1-4	.250	0-0	.000	0	1	1	3.2	2	1	3	0	0	5	10.9	
#16 SOUTH CAROLINA	02/03/19	*	19	1-7	.143	0-4	.000	0-0	.000	0	0	0	3.0	1	0	1	0	2	2	10.5	
at LSU	02/07/19	*	16	0-7	.000	0-3	.000	0-0	.000	0	0	0	2.9	3	0	0	0	1	0	10.0	
AU	02/10/19	*	14	0-4	.000	0-4	.000	1-2	.500	0	1	1	2.8	0	0	0	0	0	1	9.7	
at No. 17 Kentucky	02/17/19	*	16	0-3	.000	0-3	.000	0-0	.000	0	2	2	2.8	1	0	1	0	0	0	9.3	
at Georgia	2/21/19	*	27	7-14	.500	3-8	.375	0-1	.000	2	2	4	2.9	4	1	0	0	0	17	9.6	
OLE MISS	02/24/19	*	23	3-8	.375	1-5	.200	3-3	1.000	0	4	4	2.9	0	2	2	3	2	10	9.6	
MISSOURI	02/28/19	*	31	4-9	.444	4-9	.444	2-2	1.000	0	2	2	2.9	3	0	0	0	1	14	9.8	
at No. 19 Texas A&M	03/03/19	*	29	3-14	.214	3-13	.231	0-0	.000	0	6	6	3.0	1	0	2	0	1	9	9.7	
vs Georgia	03/07/19	*	36	5-9	.556	2-5	.400	1-1	1.000	1	4	5	3.0	3	1	2	0	1	13	9.8	
Totals			30	740	104-330	.315	63-227	.278	34-45	.756	15	79	94	3.0	48	31	41	10	43	305	9.8

Games played: 31
Minutes/game: 23.9
Points/game: 9.8
FG Pct: 31.5
3FG Pct: 27.8
FT Pct: 75.6

Rebounds/game: 3.0
Assists/game: 1.0
Turnovers/game: 1.3
Assist/turnover ratio: 0.8
Steals/game: 1.4
Blocks/game: 0.3



3 Malica Monk | Gr. | 5-5 | G | N. Little Rock, Ark. (N. Little Rock HS)

SEASON HIGHS

Points	25	#16 S Carolina	2-3-19*
FG Made	11	at Florida	1-27-19
FG Att.	25	at Tennessee	1-21-19
3FG Made	5	at #22 ISU	12-2-18
3FG Att.	9	#16 S Carolina	2-3-19
FT Made	7	Georgia	1-21-19*
FT Att.	8	Georgia	1-21-19*
Off. Reb.	3	at UTA	11-14-18
Def. Reb.	6	PVAMU	12-16-18
Rebounds	8	at UTA	11-14-18
Assists	9	Vanderbilt	1-13-19
Blocks	1	at Florida	1-27-19*
Steals	4	Georgia	1-21-19
Minutes	40	#16 S Carolina	2-3-19*

CAREER HIGHS

Points	25	at Florida	1-27-19*
FG Made	11	at Florida	1-27-19
FG Att.	28	Florida	1-18-18
3FG Made	5	at #22 ISU	12-2-18
3FG Att.	10	at Kentucky	2-15-18
FT Made	12	UTA	12-17-17
FT Att.	12	UTA	12-17-17
Off. Reb.	3	at UTA	11-14-18*
Def. Reb.	8	Samford	11-12-17
Rebounds	9	Samford	11-12-17
Assists	10	Grambling	12-18-17
Blocks	3	LSU	1-8-17
Steals	6	Kentucky	2-16-17*
Minutes	40	#16 S Carolina	2-3-19*

*Most Recent

SEASON | CAREER SUPERLATIVES

Stat	'15-'16	'16-'17	'17-'18	'18-'19	Career
Double Figure Pts	3	13	27	23	66
Double Figure Rebs	-	-	1	-	1
Double-Doubles (pts/ast)	-	-	1	-	1
5+ Assists	3	4	12	4	23
5+ Blocks	-	-	-	-	-
5+ Steals	-	2	-	-	2
Led Team in Pts	-	-	13	4	17
Led Team in Reb	-	-	3	-	3
20+ Points	-	-	10	3	13

NOTES

- Twenty-three games in double figures this season.
- Game-winning layup helping Arkansas erase a 15-point deficit to Wisconsin.
- Game-winning shot at Tulsa with 8 seconds on the clock.
- Game-winning jumper with four seconds on clock at Tennessee for just the second win in Knoxville.
- Career-best five 3-point field goals at No. 22 Iowa State.
- Team's leading scorer from a year ago.
- Sixty-six career games with double figure scoring.
- Twenty-four career games with five or more assists.
- Arkansas Athletics Department Honor Roll (3.0-3.49 GPA) | Fall 2016, Fall 2017, Spring 2018, Fall 2018.
- Graduated in December with a degree in Sports & Recreation Management.
- Twenty-eighth 1,000-point scorer in program history.

Opponent	Date	gs	min	Total		3-Pointers		Free throws		Rebounds			pf	a	t/o	blk	stl	pts	avg		
				fg	fga	pct	3fg	3fga	pct	ft	fta	pct								off	def
NORTHWESTERN STATE	11/09/18	*	22	4-5	.800	2-3	.667	2-4	.500	0	0	0	0.0	2	4	3	0	1	12	12.0	
at UT Arlington	11/14/18	*	29	7-15	.467	0-2	.000	4-8	.500	3	5	8	4.0	4	3	4	0	2	18	15.0	
NO. 22 ARIZONA STATE	11/18/18	*	27	5-14	.357	0-1	.000	3-8	.375	0	4	4	0	1	1	0	0	13	14.3		
vs Tennessee State	11/23/18	*	21	4-9	.444	1-3	.333	4-7	.571	1	1	2	3.5	4	4	3	0	3	13	14.0	
vs Pittsburgh	11/24/18	*	31	2-12	.167	0-4	.000	1-2	.500	2	1	3	3.4	3	2	1	0	2	5	12.2	
vs Wisconsin	11/25/18	*	27	5-11	.455	0-0	.000	3-8	.375	0	1	1	3.0	1	3	0	0	1	13	12.3	
ORAL ROBERTS	11/28/18	*	33	5-16	.313	0-2	.000	7-8	.875	1	2	3	3.0	2	3	1	0	0	17	13.0	
at No. 22/23 Iowa State	12/02/18	*	24	8-15	.533	5-8	.625	1-2	.500	0	1	1	2.8	4	0	0	0	1	22	14.1	
TENNESSEE TECH	12/04/18	*	17	1-3	.333	0-0	.000	0-0	.000	0	1	1	2.6	2	1	1	1	1	2	12.8	
at Abilene Christian	12/08/18	*	26	6-10	.600	3-5	.600	3-4	.750	0	0	0	2.3	3	4	3	0	3	18	13.6	
PRAIRIE VIEW A&M	12/16/18	*	22	3-9	.333	0-2	.000	2-2	1.000	0	6	6	2.6	2	1	1	1	1	8	12.8	
NEBRASKA	12/18/18	*	31	7-13	.538	2-5	.400	0-0	.000	1	0	1	2.5	4	4	1	0	1	16	13.1	
at Tulsa	12/20/18	*	30	5-13	.385	1-2	.500	1-3	.333	1	0	1	2.4	3	2	4	0	3	12	13.0	
JACKSON STATE	12/30/18	*	28	3-10	.300	2-5	.400	3-4	.750	0	2	2	2.4	1	2	2	0	1	11	12.9	
#7/6 MISS STATE	01/03/19	*	23	2-10	.200	0-2	.000	2-2	1.000	1	0	1	2.3	2	4	0	0	1	6	12.4	
at Ole Miss	01/06/19	*	26	7-13	.538	2-5	.400	0-0	.000	0	0	0	2.1	2	5	1	0	0	16	12.6	
at Mizzou	01/10/19	*	29	2-12	.167	1-3	.333	0-0	.000	0	1	1	2.1	2	4	2	1	2	5	12.2	
VANDERBILT	01/13/19	*	30	6-11	.545	0-3	.000	3-4	.750	0	2	2	2.1	2	9	0	0	0	15	12.3	
at Tennessee	01/21/19	*	36	9-25	.360	3-7	.429	2-2	1.000	1	2	3	2.1	2	3	1	0	2	23	12.9	
ALABAMA	01/24/19	*	39	5-14	.357	1-3	.333	5-6	.833	0	3	3	2.2	0	4	2	1	2	16	13.1	
at Florida	01/27/19	*	40	11-16	.688	1-2	.500	2-2	1.000	0	4	4	2.2	3	4	1	1	2	25	13.6	
GEORGIA	01/31/19	*	39	5-15	.333	2-6	.333	7-8	.875	0	0	0	2.1	3	6	6	1	4	19	13.9	
#16 SOUTH CAROLINA	02/03/19	*	40	9-19	.474	3-9	.333	4-4	1.000	0	4	4	2.2	3	3	1	0	1	25	14.3	
at LSU	02/07/19	*	34	4-13	.308	0-0	.000	4-7	.571	1	0	1	2.2	0	0	2	0	1	12	14.3	
AU	02/10/19	*	29	1-7	.143	0-2	.000	0-0	.000	1	4	5	2.3	1	4	4	0	1	2	13.8	
at No. 17 Kentucky	02/17/19	*	37	4-11	.364	1-6	.167	1-2	.500	0	2	2	2.3	3	6	1	0	0	10	13.6	
at Georgia	02/21/19	*	24	3-8	.375	0-3	.000	0-0	.000	1	1	2	2.3	4	3	2	0	0	6	13.3	
OLE MISS	02/24/19	*	20	1-3	.333	0-2	.000	1-2	.500	0	3	3	2.3	0	3	2	0	0	3	13.0	
MISSOURI	02/28/19	*	31	6-17	.353	2-4	.500	2-2	1.000	0	2	2	2.3	4	5	1	0	3	16	13.1	
at No. 19 Texas A&M	03/03/19	*	28	4-9	.444	2-3	.667	3-4	.750	2	2	4	2.3	0	1	1	0	1	13	13.1	
vs Georgia	03/07/19	*	30	5-11	.455	0-1	.000	0-0	.000	0	1	1	2.3	1	5	2	0	0	10	13.0	
Totals			31	903	149-369	.404	34-103	.330	70-105	.667	16	55	71	2.3	73	103	54	6	40	402	13.0

Games played: 31
 Minutes/game: 29.1
 Points/game: 13.0
 FG Pct: 40.4
 3FG Pct: 33.0
 FT Pct: 66.7

Rebounds/game: 2.3
 Assists/game: 3.3
 Turnovers/game: 1.7
 Assist/turnover ratio: 1.9
 Steals/game: 1.3
 Blocks/game: 0.2

CAREER STATISTICS

Season	gp-gs	min/avg	fg-rfg	pct	fg-rfg	pct	fg-rfg	pct	ft	ft	tot	avg	pr	ro	ast	to	blk	stl	pts	avg
2015-16	27-5	461/17.1	48-136	.353	2-10	.200	12-19	.632	6	23	29	1.1	60	2	47	44	5	23	110	4.1
2016-17	27-27	842/31.2	96-230	.417	7-25	.280	48-71	.676	29	52	81	3.0	79	2	83	59	7	62	247	9.1
2017-18	31-31	1061/34.2	171-488	.350	38-126	.302	114-146	.781	21	84	105	3.4	69	1	122	70	6	50	494	15.9
2018-19	30-30	873/29.1	144-358	.402	34-102	.333	70-105	.667	16	54	70	2.3	72	0	98	52	6	40	392	13.1
TOTAL	115-93	3237/28.1	459-1212	.379	81-263	.308	244-341	.716	72	213	285	2.5	280	5	350	225	24	175	1243	10.8



10 Kiara Williams | Jr. | 6-1 | F/C | Little Rock, Ark. (Little Rock Central HS)

SEASON HIGHS

Points	15	at Georgia	2-21-19
FG Made	7	at Georgia	2-21-19*
FG Att.	10	at Georgia	2-21-19*
3FG Made			
3FG Att.			
FT Made	4	NEB	12-18-18*
FT Att.	7	NFB	12-18-18
Off. Reb.	7	at No. 17 Kentucky	2-17-19
Def. Reb.	10	at No. 17 Kentucky	2-17-19
Rebounds	17	at No. 17 Kentucky	2-17-19
Assists	2	TSU	11-23-18*
Blocks	7	at No. 17 Kentucky	2-17-19
Steals	5	at Ole Miss	1-6-19
Minutes	32	at No. 17 Kentucky	2-17-19

CAREER HIGHS

Points	25	Vanderbilt	2-28-18
FG Made	11	at Vanderbilt	2-28-18
FG Att.	13	at Vanderbilt	2-28-18
3FG Made	1	#5 Miss St.	1-4-18
3FG Att.	1	#5 Miss St.	1-4-18
FT Made	7	LSU	2-20-18
FT Att.	11	Charlotte	12-6-17
Off. Reb.	8	Grambling	12-18-17*
Def. Reb.	11	at Kansas	12-3-17
Rebounds	17	at No. 17 Kentucky	2-17-19
Assists	2	TSU	11-23-18*
Blocks	5	TTU	12-4-18
Steals	5	at Ole Miss	1-6-19
Minutes	32	at No. 17 Kentucky	2-17-19*

*Most Recent

SEASON | CAREER SUPERLATIVES

Stat	'16-17	'17-18	'18-19	Career
Double Figure Pts	-	12	9	21
Double Figure Rebs	-	8	7	15
Double-Doubles (pts/reb)	-	4	3	7
5+ Assists	-	-	-	-
5+ Blocks	-	-	1	1
5+ Steals	-	-	-	-
Led Team in Pts	-	4	-	4
Led Team in Reb	-	13	14	27
20+ Points	-	1	-	1

NOTES

- Career-best 17 rebounds and seven blocks at No. 17 Kentucky.
- Season-best 15 points at Georgia.
- Team-best five blocks vs Tennessee Tech leading team to a program record 13 blocks.
- Team's leading rebounder.
- Twenty-one career games in double figure scoring and 15 career games with double digit rebounds.
- Led Arkansas with a career-best 25 points in SEC Tournament win over Vanderbilt.
- Career-best 16 rebounds, including 11 defensive rebounds, twice (Kansas & Grambling).
- Six career double-doubles (two as a senior).
- Made her first career 3-point basket in the opening shot of the No. 5/3 Mississippi State game.

Opponent	Date	gs	min	Total		3-Pointers		Free throws		Rebounds					pts	avg					
				fg-fga	pct	3fg-fga	pct	ft-fa	pct	off	def	tot	avg	pf			a	t/o	blk	stl	
NORTHWESTERN STATE	11/09/18	*	19	5-7	.714	0-0	.000	0-0	.000	5	4	9	9.0	1	1	2	1	1	10	10.0	
at UT Arlington	11/14/18	*	18	2-4	.500	0-0	.000	0-1	.000	2	4	6	7.5	3	0	2	1	0	4	7.0	
NO. 22 ARIZONA STATE	11/18/18	*	25	4-6	.667	0-0	.000	0-0	.000	4	5	9	8.0	1	2	1	0	3	8	7.3	
vs Tennessee State	11/23/18	*	20	2-4	.500	0-0	.000	2-2	1.000	3	8	11	8.8	3	2	1	1	2	6	7.0	
vs Pittsburgh	11/24/18	*	21	2-4	.500	0-0	.000	1-3	.333	2	2	4	7.8	1	0	0	0	0	5	6.6	
vs Wisconsin	11/25/18	*	23	5-10	.500	0-0	.000	3-5	.600	6	2	8	7.8	4	0	1	0	3	13	7.7	
ORAL ROBERTS	11/28/18	*	20	2-3	.667	0-0	.000	2-2	1.000	5	6	11	8.3	4	0	0	3	0	6	7.4	
at No. 22/23 Iowa State	12/02/18	*	23	1-3	.333	0-0	.000	2-2	1.000	2	4	6	8.0	2	1	0	1	2	4	7.0	
TENNESSEE TECH	12/04/18	*	16	3-4	.750	0-0	.000	0-0	.000	1	8	9	8.1	0	0	0	5	1	6	6.9	
at Abilene Christian	12/08/18	*	21	4-6	.667	0-0	.000	4-6	.667	4	7	11	8.4	2	0	0	1	1	12	7.4	
PRAIRIE VIEW A&M	12/16/18	*	20	1-6	.167	0-0	.000	4-4	1.000	6	4	10	8.5	1	0	1	3	2	6	7.3	
NEBRASKA	12/18/18	*	24	3-4	.750	0-0	.000	4-7	.571	1	8	9	8.6	4	1	1	1	3	10	7.5	
at Tulsa	12/20/18	*	23	3-5	.600	0-0	.000	0-1	.000	3	7	10	8.7	3	0	3	0	1	6	7.4	
JACKSON STATE	12/30/18	*	16	1-5	.200	0-0	.000	0-0	.000	5	3	8	8.6	1	0	1	3	3	2	7.0	
#7/6 MISS STATE	01/03/19	*	20	1-1	1.000	0-0	.000	2-2	1.000	1	0	1	8.1	0	0	1	2	0	4	6.8	
at Ole Miss	01/06/19	*	25	6-9	.667	0-0	.000	1-1	1.000	4	6	10	8.3	2	1	0	0	5	13	7.2	
at Mizzou	01/10/19	*	22	2-2	1.000	0-0	.000	1-2	.500	4	1	5	8.1	2	1	2	0	0	5	7.1	
VANDERBILT	01/13/19	*	14	5-7	.714	0-0	.000	1-2	.500	2	1	3	7.8	3	0	0	0	0	11	7.3	
at Tennessee	01/21/19	*	24	1-2	.500	0-0	.000	0-2	.000	1	1	2	7.5	1	1	0	1	0	2	7.0	
ALABAMA	01/24/19	*	18	1-3	.333	0-0	.000	2-2	1.000	1	4	5	7.4	3	1	0	1	0	4	6.9	
at Florida	01/27/19	*	15	3-6	.500	0-0	.000	2-4	.500	3	2	5	7.2	2	0	0	2	0	8	6.9	
GEORGIA	01/31/19	*	21	0-1	.000	0-0	.000	2-2	1.000	2	2	4	7.1	2	1	0	1	1	2	6.7	
#16 SOUTH CAROLINA	02/03/19	*	23	3-4	.750	0-0	.000	0-2	.000	2	3	5	7.0	3	1	1	0	0	6	6.7	
at LSU	02/07/19	*	16	0-1	.000	0-0	.000	1-6	.167	1	2	3	6.8	2	0	1	1	2	1	6.4	
AU	02/10/19	*	18	1-5	.200	0-0	.000	0-0	.000	3	1	4	6.7	5	2	2	0	1	2	6.2	
at No. 17 Kentucky	02/17/19	*	32	7-8	.875	0-0	.000	0-1	.000	7	10	17	7.1	3	0	5	7	0	14	6.5	
at Georgia	2/21/19	*	24	7-10	.700	0-0	.000	1-2	.500	3	4	7	7.1	3	1	0	2	2	15	6.9	
OLE MISS	02/24/19	*	21	2-4	.500	0-0	.000	0-0	.000	2	1	3	7.0	3	0	0	0	0	4	6.8	
MISSOURI	02/28/19	*	18	0-1	.000	0-0	.000	0-0	.000	1	0	1	6.8	4	0	0	1	0	0	6.5	
at No. 19 Texas A&M	03/03/19	*	22	2-3	.667	0-0	.000	0-0	.000	0	4	4	6.7	4	0	0	1	0	4	6.4	
vs Georgia	03/07/19	*	25	5-8	.625	0-0	.000	2-2	1.000	2	3	5	6.6	3	0	1	1	2	12	6.6	
Totals			31	647	84-146	.575	0-0	.000	37-63	.587	88	117	205	6.6	75	16	26	40	35	205	6.6

Games played: 31
 Minutes/game: 20.9
 Points/game: 6.6
 FG Pct: 57.5
 FT Pct: 58.7

Rebounds/game: 6.6
 Assists/game: 0.5
 Turnovers/game: 0.8
 Assist/turnover ratio: 0.6
 Steals/game: 1.1
 Blocks/game: 1.3

CAREER STATISTICS

Season	gp-gs	min/avg	fg-fga	pct	fg-fga	pct	ft-fa	pct	off	def	tot	avg	pf	fo	ast	to	blk	stl	pts	avg
2016-17	20-5	227/11.4	26-48	.542	0-0	.000	10-26	.385	24	31	55	2.8	34	1	3	15	5	9	62	3.1
2017-18	31-30	602/19.4	105-201	.522	1-3	.333	43-75	.573	92	119	211	6.8	68	1	7	28	29	33	254	8.2
2018-19	31-31	647/20.9	84-146	.575	0-0	.000	37-63	.587	88	117	205	6.6	75	1	16	26	40	35	205	6.6
TOTAL	82-66	1476/18.0	215-395	.544	1-3	.333	90-164	.549	204	267	471	5.7	177	3	26	69	74	77	521	6.4



13 Grayce Spangler | So. | 5-10 | G | Fayetteville, Ark. (Fayetteville HS)

SEASON HIGHS

Points	6	Vanderbilt	1-13-19*
FG Made	2	Vanderbilt	1-13-19*
FG Att.	4	TTU	12-4-18
3FG Made	2	Vanderbilt	1-13-19*
3FG Att.	2	Vanderbilt	1-13-19*
FT Made			
FT Att.	2	JSU	12-30-18*
Off. Reb.	2	TTU	12-4-18
Def. Reb.			
Rebounds	2	TTU	12-4-18
Assists			
Blocks	1	Vanderbilt	1-13-19
Steals	1	Vanderbilt	1-13-19
Minutes	6	TTU	12-4-18

CAREER HIGHS

Points	6	Vanderbilt	1-13-19*
FG Made	2	Vanderbilt	1-13-19*
FG Att.	4	TTU	12-4-18
3FG Made	2	Vanderbilt	1-13-19*
3FG Att.	2	Vanderbilt	1-13-19*
FT Made	3	UTA	12-17-17
FT Att.	4	#13 Missouri	2-12-18
Off. Reb.	2	TTU	12-4-18
Def. Reb.	1	at ASU	12-21-17*
Rebounds	2	TTU	12-4-18
Assists	1	at Kentucky	2-15-18
Blocks	1	Vanderbilt	1-13-19
Steals	1	Vanderbilt	1-13-19*
Minutes	9	at #9 SC	1-25-18

*Most Recent

SEASON | CAREER SUPERLATIVES

Stat	'17-'18	'18-'19	Career
------	---------	---------	--------

- Double Figure Pts
- Double Figure Rebs
- Double-Doubles
- 5+ Assists
- 5+ Blocks
- 5+ Steals
- Led Team in Pts
- Led Team in Reb
- 20+ Points

NOTES

- Tied season/career best with six points in three minutes versus Vanderbilt.
- Career-best six points in win over Jackson State to close the non-conference schedule as a sophomore.
- Arkansas Athletics Department Athletics Director's List (3.5-3.99 GPA) | Fall 2017, Spring 2018.
- Arkansas Athletics Department Honor Roll (3.0-3.49 GPA) | Fall 2018.
- Scored her first points as a Razorback going 3-for-3 from the line in a win over UTA as a freshman.
- Arkansas Ties: Father Shannon lettered as a linebacker (1989) and mother, Stacy, was a member of the Pom Squad at Arkansas

Opponent	Date	gs	min	Total		3-Pointers		Free throws		Rebounds			pf	a	tlo	blk	stl	pts	avg	
				fg-fga	pct	3fg-fga	pct	ft-fa	pct	off	def	tot								avg
NORTHWESTERN STATE	11/09/18	5	0-1	.000	0-1	.000	0-0	.000	0	0	0	0.0	2	0	0	0	0	0	0.0	
NO. 22 ARIZONA STATE	11/18/18	dnp	-	-	-	-	-	-	-	-	-	-	-	-	-	-	-	-	-	
vs Tennessee State	11/23/18	dnp	-	-	-	-	-	-	-	-	-	-	-	-	-	-	-	-	-	
vs Pittsburgh	11/24/18	dnp	-	-	-	-	-	-	-	-	-	-	-	-	-	-	-	-	-	
vs Wisconsin	11/25/18	dnp	-	-	-	-	-	-	-	-	-	-	-	-	-	-	-	-	-	
ORAL ROBERTS	11/28/18	dnp	-	-	-	-	-	-	-	-	-	-	-	-	-	-	-	-	-	
at No. 22/23 Iowa State	12/02/18	dnp	-	-	-	-	-	-	-	-	-	-	-	-	-	-	-	-	-	
TENNESSEE TECH	12/04/18	6	0-4	.000	0-2	.000	0-0	.000	2	0	2	1.0	2	0	0	0	0	0	0.0	
at Abilene Christian	12/08/18	dnp	-	-	-	-	-	-	-	-	-	-	-	-	-	-	-	-	-	
PRAIRIE VIEW A&M	12/16/18	5	0-1	.000	0-1	.000	0-2	.000	1	0	1	1.0	0	0	0	0	0	0	0.0	
NEBRASKA	12/18/18	0	0-0	.000	0-0	.000	0-0	.000	0	0	0	0.8	0	0	0	0	0	0	0.0	
at Tulsa	12/20/18	dnp	-	-	-	-	-	-	-	-	-	-	-	-	-	-	-	-	-	
JACKSON STATE	12/30/18	3	2-2	1.000	2-2	1.000	0-2	.000	0	0	0	0.6	0	0	0	0	0	6	1.2	
#7/6 MISS STATE	01/03/19	dnp	-	-	-	-	-	-	-	-	-	-	-	-	-	-	-	-	-	
at Ole Miss	01/06/19	1	0-0	.000	0-0	.000	0-0	.000	0	0	0	0.5	0	0	0	0	0	0	1.0	
at Mizzou	01/10/19	1	0-0	.000	0-0	.000	0-0	.000	0	0	0	0.4	0	0	0	0	0	0	0.9	
VANDERBILT	01/13/19	3	2-2	1.000	2-2	1.000	0-0	.000	0	0	0	0.4	2	0	2	1	1	6	1.5	
at Tennessee	01/21/19	dnp	-	-	-	-	-	-	-	-	-	-	-	-	-	-	-	-	-	
ALABAMA	01/24/19	1	0-0	.000	0-0	.000	0-0	.000	0	0	0	0.3	2	0	1	0	0	0	1.3	
at Florida	01/27/19	dnp	-	-	-	-	-	-	-	-	-	-	-	-	-	-	-	-	-	
GEORGIA	01/31/19	dnp	-	-	-	-	-	-	-	-	-	-	-	-	-	-	-	-	-	
#16 SOUTH CAROLINA	02/03/19	dnp	-	-	-	-	-	-	-	-	-	-	-	-	-	-	-	-	-	
at LSU	02/07/19	3	0-3	.000	0-1	.000	0-0	.000	0	0	0	0.3	1	0	0	0	0	0	1.2	
AU	02/10/19	dnp	-	-	-	-	-	-	-	-	-	-	-	-	-	-	-	-	-	
at No. 17 Kentucky	02/17/19	dnp	-	-	-	-	-	-	-	-	-	-	-	-	-	-	-	-	-	
at Georgia	2/21/19	dnp	-	-	-	-	-	-	-	-	-	-	-	-	-	-	-	-	-	
OLE MISS	02/24/19	1	0-0	.000	0-0	.000	0-0	.000	0	0	0	0.3	0	0	0	0	0	0	1.1	
MISSOURI	02/28/19	dnp	-	-	-	-	-	-	-	-	-	-	-	-	-	-	-	-	-	
at No. 19 Texas A&M	03/03/19	dnp	-	-	-	-	-	-	-	-	-	-	-	-	-	-	-	-	-	
vs Georgia	03/07/19	dnp	-	-	-	-	-	-	-	-	-	-	-	-	-	-	-	-	-	
Totals		0	29	4-13	.308	4-9	.444	0-4	.000	3	0	3	0.3	9	0	3	1	1	12	1.1

Games played: 11
 Minutes/game: 2.6
 Points/game: 1.1
 FG Pct: 30.8
 3FG Pct: 44.4
 FT Pct: 0.0

Rebounds/game: 0.3
 Turnovers/game: 0.3
 Steals/game: 0.1
 Blocks/game: 0.1

CAREER STATISTICS

Season	gp-gs	min/avg	fg-fga	pct	fg-fga	pct	ft-fa	pct	off	def	tot	avg	pf	fo	ast	to	blk	stl	pts	avg
2017-18	17-0	67/3.9	2-16	.125	0-6	.000	4-10	.400	1	4	5	0.3	13	0	1	5	0	1	8	0.5
2018-19	11-0	29/2.6	4-13	.308	4-9	.444	0-4	.000	3	0	3	0.3	9	0	0	3	1	1	12	1.1
TOTAL	28-0	96/3.4	6-29	.207	4-15	.267	4-14	.286	4	4	8	0.3	22	0	1	8	1	2	20	0.7



14 Jailyn Mason | Jr. | 5-9 | G | Mason, Ohio (William Mason HS)

SEASON HIGHS

Points	16	at Ole Miss	1-6-19
FG Made	6	at Ole Miss	1-6-19
FG Att.	14	Wisconsin	11-25-18
3FG Made	4	Georgia (SEC Tourn)	3-7-19*
3FG Att.	6	at Ole Miss	1-6-19
FT Made	2	ORU	11-28-18*
FT Att.	3	ORU	11-28-18
Off. Reb.	3	Wisconsin	11-25-18
Def. Reb.	9	Alabama	1-24-19
Rebounds	9	Alabama	1-24-19
Assists	5	Missouri	2-28-19*
Blocks	2	TSU	11-23-18
Steals	3	TTU	12-4-18*
Minutes	39	at Tennessee	1-21-19

CAREER HIGHS

Points	19	ORU	12-21-16
FG Made	9	No. 11 Tenn.	2-8-18*
FG Att.	21	No. 11 Tenn.	2-8-18
3FG Made	4	Georgia (SEC Tourn)	3-7-19*
3FG Att.	8	at Kentucky	2-15-18
FT Made	4	#13 Missouri	2-12-18*
FT Att.	4	#13 Missouri	2-12-18*
Off. Reb.	4	Texas Tech	12-3-16
Def. Reb.	9	Alabama	1-24-19
Rebounds	9	Alabama	1-24-19*
Assists	11	HBU	12-28-16
Blocks	3	SHSU	11-10-17
Steals	5	at Georgia	1-11-18
Minutes	40	Vanderbilt	2-28-18*

*Most Recent

SEASON | CAREER SUPERLATIVES

Stat	'16-17	'17-18	'18-19	Career
Double Figure Pts	10	19	10	39
Double Figure Rebs				
Double-Doubles (pts/ast)	2	-	-	2
5+ Assists	6	5	4	17
5+ Blocks				
5+ Steals				
Led Team in Pts	-	8	-	8
Led Team in Reb	-	1	3	4
20+ Points				

NOTES

- Ten games in double figure scoring - 39 games in her career.
- Has a Jordan shoe collection and is interning with the Athletics Department photographer.
- Member of the SEC WBB Leadership Council.
- SEC All-Freshman Team | 2017
- Two-time SEC Freshman of the Week | 2016-17
- She has 35 games in double figure scoring including a streak of five in a row twice as a sophomore and an eight-game streak that was snapped at Alabama last season.
- Scored 12 points, all in the second half, fueling a 15-point comeback win versus Wisconsin.

Opponent	Date	gs	min	Total		3-Pointers		Free throws		Rebounds					pts	avg				
				fg	fga	pct	fg	fga	pct	ft	fta	pct	off	def			tot	avg		
NORTHWESTERN STATE	11/09/18	19	1-3	.333	0-1	.000	2-2	1.000	0	4	4	4.0	2	4	2	1	0	4	4.0	
at UT Arlington	11/14/18	* 23	0-2	.000	0-0	.000	0-0	.000	0	1	1	2.5	2	2	1	0	3	0	2.0	
NO. 22 ARIZONA STATE	11/18/18	* 31	5-6	.833	1-1	1.000	0-0	.000	1	3	4	3.0	4	3	0	0	1	11	5.0	
vs Tennessee State	11/23/18	* 22	1-9	.111	0-3	.000	2-2	1.000	1	1	2	2.8	1	2	4	2	1	4	4.8	
vs Pittsburgh	11/24/18	* 21	2-5	.400	1-3	.333	0-0	.000	0	1	1	2.4	1	1	1	0	1	5	4.8	
vs Wisconsin	11/25/18	* 36	5-14	.357	1-4	.250	1-2	.500	3	4	7	3.2	3	1	1	0	2	12	6.0	
ORAL ROBERTS	11/28/18	* 27	4-7	.571	2-2	1.000	2-3	.667	1	5	6	3.6	0	0	1	1	0	12	6.9	
at No. 22/23 Iowa State	12/02/18	* 30	4-10	.400	2-3	.667	0-0	.000	0	4	4	3.6	4	2	1	0	0	10	7.3	
TENNESSEE TECH	12/04/18	* 25	1-5	.200	1-1	1.000	1-2	.500	1	1	2	3.4	1	3	1	1	3	4	6.9	
at Abilene Christian	12/06/18	* 36	2-8	.250	1-4	.250	0-0	.000	1	4	5	3.6	1	5	1	1	2	5	6.7	
PRAIRIE VIEW A&M	12/16/18	* 22	3-6	.500	0-2	.000	0-0	.000	1	0	1	3.4	0	0	1	0	1	6	6.6	
NEBRASKA	12/18/18	* 33	4-8	.500	2-4	.500	1-2	.500	0	0	0	3.1	3	4	2	0	0	11	7.0	
at Tulsa	12/20/18	* 34	2-6	.333	2-4	.500	0-0	.000	0	5	5	3.2	1	3	3	1	1	6	6.9	
JACKSON STATE	12/30/18	* 18	4-8	.500	1-4	.250	0-0	.000	1	5	6	3.4	3	2	3	0	1	9	7.1	
#7/6 MISS STATE	01/03/19	* 20	1-5	.200	0-1	.000	0-0	.000	0	1	1	3.3	1	1	2	0	2	2	6.7	
at Ole Miss	01/06/19	* 29	6-11	.545	4-6	.667	0-0	.000	1	5	6	3.4	1	3	3	0	1	16	7.3	
at Mizzou	01/10/19	* 25	3-6	.500	1-4	.250	0-0	.000	0	1	1	3.3	1	0	0	1	0	7	7.3	
VANDERBILT	01/13/19	* 24	2-6	.333	1-2	.500	0-0	.000	1	3	4	3.3	1	2	1	1	0	5	7.2	
at Tennessee	01/21/19	* 39	3-8	.375	1-3	.333	0-0	.000	1	5	6	3.5	3	5	4	0	2	7	7.2	
ALABAMA	01/24/19	* 29	3-7	.429	1-4	.250	0-0	.000	0	9	9	3.8	1	4	2	0	2	7	7.2	
at Florida	01/27/19	* 36	4-8	.500	2-5	.400	2-2	1.000	0	5	5	3.8	3	1	2	1	1	12	7.4	
GEORGIA	01/31/19	* 37	2-8	.250	0-5	.000	0-0	.000	0	6	6	3.9	4	1	1	0	2	4	7.2	
#16 SOUTH CAROLINA	02/03/19	* 30	2-7	.286	1-3	.333	0-0	.000	1	6	7	4.0	4	1	3	1	2	5	7.1	
at LSU	02/07/19	* 36	1-4	.250	0-2	.000	0-0	.000	0	2	2	4.0	2	0	2	0	2	2	6.9	
AU	02/10/19	* 30	3-10	.300	1-4	.250	2-2	1.000	0	2	2	3.9	2	1	1	0	2	9	7.0	
at No. 17 Kentucky	02/17/19	* 40	2-9	.222	1-3	.333	1-2	.500	0	2	2	3.8	1	5	1	0	0	6	7.0	
at Georgia	2/21/19	* 31	3-9	.333	0-5	.000	0-0	.000	1	2	3	3.8	4	2	1	0	2	6	6.9	
OLE MISS	02/24/19	* 29	5-7	.714	0-1	.000	0-0	.000	0	2	2	3.7	2	0	1	0	0	10	7.0	
MISSOURI	02/28/19	* 33	4-6	.667	2-2	1.000	0-0	.000	0	4	4	3.7	2	1	0	0	0	10	7.1	
at No. 19 Texas A&M	03/03/19	* 24	1-9	.111	0-6	.000	0-0	.000	0	2	2	3.7	0	3	0	1	0	2	7.0	
vs Georgia	03/07/19	* 36	4-5	.800	4-4	1.000	0-0	.000	0	1	1	3.6	0	1	0	0	1	12	7.1	
Totals		30	905	87-222	.392	33-96	.344	14-19	.737	15	96	111	3.6	58	63	46	12	35	221	7.1

Games played: 31
 Minutes/game: 29.2
 Points/game: 7.1
 FG Pct: 39.2
 3FG Pct: 34.4
 FT Pct: 73.7

Rebounds/game: 3.6
 Assists/game: 2.0
 Turnovers/game: 1.5
 Assist/turnover ratio: 1.4
 Steals/game: 1.1
 Blocks/game: 0.4

CAREER STATISTICS

Season	gp-gs	min/avg	fg-fga	pct	fg-fga	pct	ft-fta	pct	off	def	tot	avg	pf	fo	ast	to	blk	stl	pts	avg
2016-17	30-30	894/29.8	100-256	.391	19-53	.358	7-11	.636	21	96	117	3.9	72	2	93	56	8	31	226	7.5
2017-18	31-31	1031/33.3	139-344	.404	47-130	.362	16-19	.842	17	111	128	4.1	56	1	92	67	14	34	341	11.0
2018-19	31-30	905/29.2	87-222	.392	33-96	.344	14-19	.737	15	96	111	3.6	58	0	63	46	12	35	221	7.1
TOTAL	92-91	2830/30.8	326-822	.397	99-279	.355	37-49	.755	53	303	356	3.9	186	3	248	169	34	100	788	8.6



20 Sydney Stout | Jr. | 6-0 | F | Bixby, Okla. (Bixby HS)

SEASON HIGHS

Points	3	PVAM	12-16-18
FG Made	1	PVAM	12-16-18
FG Att.	1	PVAM	12-16-18
3FG Made	1	PVAM	12-16-18
3FG Att.	1	PVAM	12-16-18
FT Made			
FT Att.			
Off. Reb.	1	PVAM	12-16-18
Def. Reb.	1	TTU	12-4-18
Rebounds	1	PVAM	12-16-18*
Assists			
Blocks			
Steals			
Minutes	5	TTU	12-4-18

CAREER HIGHS

Points	8	HBU	12-28-16
FG Made	3	HBU	12-28-16
FG Att.	5	HBU	12-28-16
3FG Made	2	HBU	12-28-16
3FG Att.	4	HBU	12-28-16
FT Made	2	Texas A&M	1-12-17
FT Att.	4	Texas A&M	1-12-17
Off. Reb.	1	SHSU	11-10-17*
Def. Reb.	6	HBU	12-28-16
Rebounds	6	HBU	12-28-16
Assists	1	#13 Missouri	2-12-18*
Blocks	1	ULM	11-13-16
Steals	2	at S. Carolina	1-25-18
Minutes	15	HBU	12-28-16

*Most Recent

SEASON | CAREER SUPERLATIVES

Stat '16-17 '17-18 '18-19 Career

Double Figure Pts

Double Figure Rebs

Double-Doubles

5 + Assists

5 + Blocks

5 + Steals

Led Team in Pts

Led Team in Reb

20 + Points

NOTES

- Arkansas Athletics Department Honor Roll (3.0-3.49 GPA) | Fall 2016.
- Arkansas Athletics Depart. Academic Champion (4.0 GPA) | Spring 2017, Fall 2017, Spring 2018, Fall 2018.
- SEC First Year Academic Honor Roll (2016-2017)
- Plans to graduate a year early with a degree in Marketing.

Opponent	Date	gs	min	Total		3-Pointers		Free throws		Rebounds			pf	a	t/o	blk	stl	pts	avg
				fg-fga	pct	3fg-fga	pct	ft-fa	pct	off	def	tot							
NORTHWESTERN STATE	11/09/18	4		0-0	.000	0-0	.000	0-0	.000	0	0	0	0.0	1	0	0	0	0	0.0
NO. 22 ARIZONA STATE	11/18/18	dnp		-	-	-	-	-	-	-	-	-	-	-	-	-	-	-	-
vs Tennessee State	11/23/18	1		0-0	.000	0-0	.000	0-0	.000	0	0	0	0.0	0	0	0	0	0	0.0
vs Pittsburgh	11/24/18	dnp		-	-	-	-	-	-	-	-	-	-	-	-	-	-	-	-
vs Wisconsin	11/25/18	dnp		-	-	-	-	-	-	-	-	-	-	-	-	-	-	-	-
ORAL ROBERTS	11/28/18	dnp		-	-	-	-	-	-	-	-	-	-	-	-	-	-	-	-
at No. 22/23 Iowa State	12/02/18	dnp		-	-	-	-	-	-	-	-	-	-	-	-	-	-	-	-
TENNESSEE TECH	12/04/18	5		0-0	.000	0-0	.000	0-0	.000	0	1	1	0.3	0	0	0	0	0	0.0
at Abilene Christian	12/08/18	dnp		-	-	-	-	-	-	-	-	-	-	-	-	-	-	-	-
PRAIRIE VIEW A&M	12/16/18	3		1-1	1.000	1-1	1.000	0-0	.000	1	0	1	0.5	0	0	0	0	0	0.8
NEBRASKA	12/18/18	0		0-0	.000	0-0	.000	0-0	.000	0	0	0	0.4	0	0	0	0	0	0.6
at Tulsa	12/20/18	dnp		-	-	-	-	-	-	-	-	-	-	-	-	-	-	-	-
JACKSON STATE	12/30/18	3		0-0	.000	0-0	.000	0-0	.000	0	0	0	0.3	0	0	0	0	0	0.5
#7/6 MISS STATE	01/03/19	dnp		-	-	-	-	-	-	-	-	-	-	-	-	-	-	-	-
at Ole Miss	01/06/19	1		0-0	.000	0-0	.000	0-0	.000	0	0	0	0.3	0	0	0	0	0	0.4
at Mizzou	01/10/19	1		0-0	.000	0-0	.000	0-0	.000	0	0	0	0.3	0	0	0	0	0	0.4
VANDERBILT	01/13/19	3		0-0	.000	0-0	.000	0-0	.000	0	0	0	0.2	0	0	0	0	0	0.3
at Tennessee	01/21/19	dnp		-	-	-	-	-	-	-	-	-	-	-	-	-	-	-	-
ALABAMA	01/24/19	1		0-0	.000	0-0	.000	0-0	.000	0	0	0	0.2	0	0	0	0	0	0.3
at Florida	01/27/19	dnp		-	-	-	-	-	-	-	-	-	-	-	-	-	-	-	-
GEORGIA	01/31/19	dnp		-	-	-	-	-	-	-	-	-	-	-	-	-	-	-	-
#16 SOUTH CAROLINA	02/03/19	dnp		-	-	-	-	-	-	-	-	-	-	-	-	-	-	-	-
at LSU	02/07/19	3		0-0	.000	0-0	.000	0-0	.000	0	1	1	0.3	0	1	0	0	0	0.3
AU	02/10/19	dnp		-	-	-	-	-	-	-	-	-	-	-	-	-	-	-	-
at No. 17 Kentucky	02/17/19	dnp		-	-	-	-	-	-	-	-	-	-	-	-	-	-	-	-
at Georgia	2/21/19	dnp		-	-	-	-	-	-	-	-	-	-	-	-	-	-	-	-
OLE MISS	02/24/19	1		0-0	.000	0-0	.000	0-0	.000	0	0	0	0.3	1	0	0	0	0	0.3
MISSOURI	02/28/19	dnp		-	-	-	-	-	-	-	-	-	-	-	-	-	-	-	-
at No. 19 Texas A&M	03/03/19	1		0-0	.000	0-0	.000	0-0	.000	0	0	0	0.2	0	0	0	0	0	0.2
vs Georgia	03/07/19	dnp		-	-	-	-	-	-	-	-	-	-	-	-	-	-	-	-
Totals		0	27	1-1	1.000	1-1	1.000	0-0	.000	1	2	3	0.2	2	1	0	0	0	0.2

Games played: 13
Minutes/game: 2.1
Points/game: 0.2
FG Pct: 100.0
3FG Pct: 100.0

Rebounds/game: 0.2
Assists/game: 0.1
Assist/turnover ratio: 99.9

CAREER STATISTICS

Season	gp-gs	min/avg	fg-rfg	pct	fg-rfg	pct	ft-rft	pct	off	def	tot	avg	pf	ro	ast	to	blk	stl	pts	avg
2016-17	15-0	72/4.8	5-14	.357	4-12	.333	2-4	.500	2	9	11	0.7	15	0	1	2	1	0	16	1.1
2017-18	16-0	84/5.3	1-9	.111	1-6	.167	3-6	.500	4	6	10	0.6	4	0	3	3	0	3	6	0.4
2018-19	13-0	27/2.1	1-1	1.000	1-1	1.000	0-0	.000	1	2	3	0.2	2	0	1	0	0	0	3	0.2
TOTAL	44-0	183/4.2	7-24	.292	6-19	.316	5-10	.500	7	17	24	0.5	21	0	5	5	1	3	25	0.6

SINGLE-GAME HIGHS (all-time rankin):



22 Bailey Zimmerman | Sr. | 6-0 | F | St. Vincent, Ark. (Wonderview HS)

SEASON HIGHS

Points	12	TSU	11-23-18
FG Made	4	Pitt	11-24-18
FG Att.	8	Pitt	11-24-18
3FG Made	2	JSU	12-30-18*
3FG Att.	6	at #22 ISU	12-2-18
FT Made	5	PVAM	12-16-18
FT Att.	6	PVAM	12-16-18*
Off. Reb.	7	Pitt	11-24-18
Def. Reb.	6	NEB	12-18-18*
Rebounds	11	PVAM	12-16-18*
Assists	2	Alabama	1-24-19*
Blocks	3	#16 S Carolina	2-3-19*
Steals	4	at Tennessee	1-21-19
Minutes	30	at ACU	12-8-18

CAREER HIGHS

Points	14	#13 Missouri	2-12-18*
FG Made	4	Pitt	11-24-18
FG Att.	11	#11 Tennessee	2-8-18*
3FG Made	3	at Kentucky	2-15-18*
3FG Att.	8	at Auburn	1-14-18
FT Made	5	PVAM	12-16-18
FT Att.	6	PVAM	12-16-18*
Off. Reb.	7	Pitt	11-24-18
Def. Reb.	6	NEB	12-18-18*
Rebounds	11	PVAM	12-16-18*
Assists	3	at Kentucky	2-15-18*
Blocks	3	#16 S Carolina	2-3-19*
Steals	4	at Tennessee	1-21-19
Minutes	40	#11 Tennessee	2-8-18

*Most Recent

SEASON | CAREER SUPERLATIVES

Stat	'15-'16	'16-'17	'17-'18	'18-'19	Career
Double Figure Pts	-	2	5	2	9
Double Figure Rebs	-	-	-	2	2
Double-Doubles	-	-	-	1	1
5+ Assists	-	-	-	-	-
5+ Blocks	-	-	-	-	-
5+ Steals	-	-	-	-	-
Led Team in Pts	-	-	-	-	-
Led Team in Reb	-	-	2	3	5
20+ Points	-	-	-	-	-

NOTES

- First career double-double with 11 points and 11 rebounds against Pitt.
- Two games as a senior in double figure scoring and two with double digit rebounds.
- SEC Academic Honor Roll | 2016-17, 2017-18.
- Arkansas Athletics Department Academic Champion (4.0 GPA) | Spring 2017.
- Arkansas Athletics Director's List (3.5-3.99 GPA) | Fall 2015, Fall 2016, Fall 2017, Fall 2018.
- Arkansas Athletics Department Honor Roll (3.0-3.49 GPA) | Fall 2017, Spring 2018.
- Graduated in December with a degree in Apparel Merchandising.
- Named to SEC Community Service Team | February 2019

Opponent	Date	gs	min	Total		3-Pointers		Free throws		Rebounds					pts	avg				
				fg-fga	pct	3fg-fga	pct	ft-fa	pct	off	def	tot	avg	pf			a	tlb	blk	stl
NORTHWESTERN STATE	11/09/18	17	1-4	250	1-3	.333	1-2	.500	0	4	4	4.0	0	1	0	1	0	4	4.0	
at UT Arlington	11/14/18	21	2-3	.667	0-1	.000	0-2	.000	3	2	5	4.5	2	0	1	1	0	4	4.0	
NO. 22 ARIZONA STATE	11/18/18	21	1-2	.500	0-1	.000	0-0	.000	0	1	1	3.3	1	0	1	0	0	2	3.3	
vs Tennessee State	11/23/18	25	3-5	.600	2-4	.500	4-6	.667	2	2	4	3.5	3	1	0	3	0	12	5.5	
vs Pittsburgh	11/24/18	28	4-8	.500	2-5	.400	1-2	.500	7	4	11	5.0	2	0	2	1	1	11	6.6	
vs Wisconsin	11/25/18	25	1-5	.200	0-4	.000	1-1	1.000	2	2	4	4.8	2	1	0	0	0	3	6.0	
ORAL ROBERTS	11/28/18	21	1-5	.200	1-3	.333	1-2	.500	2	1	3	4.6	0	0	1	0	0	4	5.7	
at No. 22/23 Iowa State	12/02/18	29	1-7	.143	1-6	.167	0-0	.000	2	1	3	4.4	3	2	1	0	0	3	5.4	
TENNESSEE TECH	12/04/18	22	2-6	.333	1-3	.333	2-2	1.000	1	4	5	4.4	1	0	1	1	1	7	5.6	
at Abilene Christian	12/08/18	30	1-5	.200	1-4	.250	0-0	.000	3	2	5	4.5	3	0	0	1	1	3	5.3	
PRAIRIE VIEW A&M	12/16/18	19	0-4	.000	0-2	.000	5-6	.833	5	6	11	5.1	0	0	0	0	0	5	5.3	
NEBRASKA	12/18/18	19	1-4	.250	1-3	.333	0-0	.000	1	6	7	5.3	2	0	2	1	1	3	5.1	
at Tulsa	12/20/18	18	1-3	.333	1-2	.500	1-2	.500	1	3	4	5.2	1	0	1	0	1	4	5.0	
JACKSON STATE	12/30/18	16	2-5	.400	2-3	.667	0-0	.000	2	2	4	5.1	0	0	0	1	0	6	5.1	
#7/6 MISS STATE	01/03/19	12	0-2	.000	0-1	.000	0-0	.000	0	3	3	4.9	0	0	0	0	0	0	4.7	
at Ole Miss	01/06/19	22	1-4	.250	0-2	.000	4-4	1.000	1	1	2	4.8	1	0	0	0	0	3	6	4.8
at Mizzou	01/10/19	18	2-5	.400	1-3	.333	0-0	.000	1	1	2	4.6	2	1	0	0	0	5	4.8	
VANDERBILT	01/13/19	16	1-6	.167	1-3	.333	0-0	.000	4	3	7	4.7	2	1	0	0	0	3	4.7	
at Tennessee	01/21/19	25	1-4	.250	1-3	.333	3-4	.750	3	2	5	4.7	2	0	2	1	4	6	4.8	
ALABAMA	01/24/19	25	2-2	1.000	1-1	1.000	0-0	.000	0	4	4	4.7	0	2	3	0	1	5	4.8	
at Florida	01/27/19	17	1-6	.167	1-6	.167	2-4	.500	0	0	0	4.5	1	0	0	0	0	5	4.8	
GEORGIA	01/31/19	21	2-6	.333	1-2	.500	0-0	.000	1	3	4	4.5	1	0	1	1	1	5	4.8	
#16 SOUTH CAROLINA	02/03/19	21	0-4	.000	0-2	.000	0-2	.000	1	2	3	4.4	2	0	0	3	0	0	4.6	
at LSU	02/07/19	18	1-3	.333	0-1	.000	0-0	.000	1	4	5	4.4	0	0	1	0	0	2	4.5	
AJ	02/10/19	20	1-3	.333	0-1	.000	1-1	1.000	2	2	4	4.4	2	1	0	0	0	3	4.4	
at No. 17 Kentucky	02/17/19	10	1-1	1.000	0-0	.000	2-2	1.000	0	0	0	4.2	0	1	0	0	0	4	4.4	
at Georgia	2/21/19	8	0-0	.000	0-0	.000	0-0	.000	0	0	0	4.1	1	1	1	0	0	0	4.3	
OLE MISS	02/24/19	21	0-2	.000	0-1	.000	1-2	.500	3	2	5	4.1	0	2	1	0	2	1	4.1	
MISSOURI	02/28/19	10	0-1	.000	0-1	.000	0-0	.000	0	1	1	4.0	1	0	1	0	0	0	4.0	
at No. 19 Texas A&M	03/03/19	10	0-1	.000	0-1	.000	0-0	.000	1	0	1	3.9	2	0	2	0	0	0	3.9	
vs Georgia	03/07/19	4	0-1	.000	0-1	.000	0-0	.000	0	1	1	3.8	0	0	0	0	1	0	3.7	
Totals		1	589	34-117	.291	19-73	.260	29-44	.659	49	69	118	3.8	37	13	22	16	17	116	3.7

Games played: 31
 Minutes/game: 19.0
 Points/game: 3.7
 FG Pct: 29.1
 3FG Pct: 26.0
 FT Pct: 65.9

Rebounds/game: 3.8
 Assists/game: 0.4
 Turnovers/game: 0.7
 Assist/turnover ratio: 0.6
 Steals/game: 0.5
 Blocks/game: 0.5

CAREER STATISTICS

Season	gp-gs	min/avg	fg-fga	pct	fg-fga	pct	ft-fa	pct	off	def	tot	avg	pf	fo	ast	to	blk	stl	pts	avg
2015-16	20-1	174/8.7	6-48	.125	4-33	.121	7-12	.583	12	9	21	1.1	9	0	4	15	2	4	23	1.2
2016-17	30-23	627/20.9	45-144	.313	24-84	.286	20-39	.513	35	80	115	3.8	46	0	28	37	10	19	134	4.5
2017-18	31-31	744/24.0	42-161	.261	18-87	.207	28-46	.609	49	49	98	3.2	55	1	37	35	12	12	130	4.2
2018-19	31-1	589/19.0	34-117	.291	19-73	.260	29-44	.659	49	69	118	3.8	37	0	13	22	16	17	116	3.7
TOTAL	112-56	2134/19.1	127-470	.270	65-277	.235	84-141	.596	145	207	352	3.1	147	1	82	109	40	52	403	3.6



24 Taylah Thomas | So. | 6-1 | F | Arlington, Texas (Mansfield Timberview HS)

SEASON HIGHS

Points	15	Alabama	1-24-19*
FG Made	7	Alabama	1-24-19
FG Att.	10	Alabama	1-24-19
3FG Made			
3FG Att.			
FT Made	3	#7/6 MSU	1-3-19*
FT Att.	6	NSU	11-9-18
Off. Reb.	5	Alabama	1-24-19*
Def. Reb.	9	Wisconsin	11-25-18
Rebounds	12	Wisconsin	11-25-18
Assists	1	Nebraska	12-18-18*
Blocks	2	#7/6 MSU	1-3-18
Steals	3	Georgia	1-21-19*
Minutes	25	at Florida	1-27-19

CAREER HIGHS

Points	15	Alabama	1-24-19*
FG Made	7	Alabama	1-24-19
FG Att.	10	Alabama	1-24-19
3FG Made	1	Ole Miss	12-31-17*
3FG Att.	1	at #9 SC	1-25-18*
FT Made	3	#7/6 MSU	1-3-19*
FT Att.	6	NSU	11-9-18*
Off. Reb.	6	Nebraska	11-16-17
Def. Reb.	9	Wisconsin	11-25-18
Rebounds	12	Wisconsin	11-25-18
Assists	2	at #11 Missouri	1-21-18
Blocks	2	#7/6 MSU	1-3-19*
Steals	3	Georgia	1-21-19*
Minutes	29	at Georgia	1-11-18

*Most Recent

SEASON | CAREER SUPERLATIVES

Stat	'17-'18	'18-'19	Career
Double Figure Pts	1	4	5
Double Figure Rebs	1	1	2
Double-Doubles			
5+ Assists			
5+ Blocks			
5+ Steals			
Led Team in Pts	-	1	1
Led Team in Reb	7	6	13
20+ Points			

NOTES

- Scored in double figures in five games, tying her career-best with 15 points versus Alabama.
- Was team's leading scorer against PVAMU.
- Scored 22 points in three games in Italy in August.
- Arkansas Athletics Department Athletic Director's List (3.5-3.99 GPA) | Fall 2017, Spring 2018.
- Arkansas Athletics Department Academic Honor Roll (3.0-3.49 GPA) | Fall 2018.
- Considered one of the top power forwards out of Texas.
- Played in every game of her career.
- Scored in double figures four times in her career.

Opponent	Date	gs	min	Total		3-Pointers		Free throws		Rebounds			pf	a	t/o	blk	stl	pts	avg	
				fg	fga	pct	3fg	3fga	pct	ft	fta	pct								off
NORTHWESTERN STATE	11/09/18	17	4-7	.571	0-0	.000	3-6	.500	5	4	9	9.0	0	0	0	3	11	11.0		
at UT Arlington	11/14/18	22	1-2	.500	0-0	.000	0-2	.000	2	7	9	9.0	1	0	2	0	1	2	6.5	
NO. 22 ARIZONA STATE	11/18/18	15	0-0	.000	0-0	.000	0-0	.000	0	2	2	6.7	0	0	1	0	0	0	4.3	
vs Tennessee State	11/23/18	10	0-3	.000	0-0	.000	1-2	.500	0	3	3	5.8	1	0	1	1	0	1	3.5	
vs Pittsburgh	11/24/18	19	2-3	.667	0-0	.000	0-2	.000	3	5	8	6.2	2	0	1	0	0	4	3.6	
vs Wisconsin	11/25/18	17	1-2	.500	0-0	.000	0-0	.000	3	9	12	7.2	3	0	0	0	1	2	3.3	
ORAL ROBERTS	11/28/18	17	0-3	.000	0-0	.000	0-2	.000	2	4	6	7.0	2	0	1	0	1	0	2.9	
at No. 22/23 Iowa State	12/02/18	17	1-1	1.000	0-0	.000	0-1	.000	1	3	4	6.6	1	1	0	0	1	2	2.8	
TENNESSEE TECH	12/04/18	15	0-1	.000	0-0	.000	1-2	.500	2	0	2	6.1	0	0	0	0	0	1	2.6	
at Abilene Christian	12/06/18	19	5-6	.833	0-0	.000	2-2	1.000	2	4	6	6.1	2	0	1	0	0	12	3.5	
PRAIRIE VIEW A&M	12/16/18	15	5-9	.556	0-0	.000	1-2	.500	3	4	7	6.2	2	0	0	1	0	11	4.2	
NEBRASKA	12/18/18	16	1-3	.333	0-0	.000	3-4	.750	4	1	5	6.1	3	1	0	0	2	5	4.3	
at Tulsa	12/20/18	17	0-1	.000	0-0	.000	0-0	.000	0	1	1	5.7	1	0	1	1	0	0	3.9	
JACKSON STATE	12/30/18	20	2-3	.667	0-0	.000	0-0	.000	2	4	6	5.7	0	0	0	0	1	4	3.9	
#7/6 MISS STATE	01/03/19	20	6-7	.857	0-0	.000	3-4	.750	4	5	9	5.9	3	0	0	2	0	15	4.7	
at Ole Miss	01/06/19	11	0-0	.000	0-0	.000	0-0	.000	0	3	3	5.8	1	0	1	1	0	0	4.4	
at Mizzou	01/10/19	17	0-0	.000	0-0	.000	0-0	.000	2	4	6	5.8	3	0	1	0	1	0	4.1	
VANDERBILT	01/13/19	21	1-3	.333	0-0	.000	2-2	1.000	1	5	6	5.8	5	0	1	0	1	4	4.1	
at Tennessee	01/21/19	16	2-4	.500	0-0	.000	0-0	.000	3	4	7	5.8	1	0	0	0	0	4	4.1	
ALABAMA	01/24/19	21	7-10	.700	0-0	.000	1-1	1.000	5	2	7	5.9	1	0	1	0	1	15	4.7	
at Florida	01/27/19	25	2-4	.500	0-0	.000	2-2	1.000	1	5	6	5.9	3	0	1	0	0	6	4.7	
GEORGIA	01/31/19	18	2-3	.667	0-0	.000	0-0	.000	2	4	6	5.9	0	0	0	0	3	4	4.7	
#16 SOUTH CAROLINA	02/03/19	16	2-6	.333	0-0	.000	0-0	.000	2	4	6	5.9	1	1	1	0	1	4	4.7	
at LSU	02/07/19	19	0-0	.000	0-0	.000	0-0	.000	2	4	6	5.9	3	0	4	0	0	0	4.5	
AU	02/10/19	22	1-2	.500	0-0	.000	0-0	.000	1	0	1	5.7	2	0	2	1	0	2	4.4	
at No. 17 Kentucky	02/17/19	8	0-1	.000	0-0	.000	2-2	1.000	2	0	2	5.6	1	0	2	1	0	2	4.3	
at Georgia	2/21/19	16	0-1	.000	0-0	.000	0-0	.000	1	3	4	5.5	0	0	1	0	0	0	4.1	
OLE MISS	02/24/19	19	0-0	.000	0-0	.000	0-0	.000	2	2	4	5.5	1	0	0	0	0	0	4.0	
MISSOURI	02/28/19	22	0-1	.000	0-0	.000	0-0	.000	0	2	2	5.3	3	1	0	0	1	0	3.8	
at No. 19 Texas A&M	03/03/19	18	0-2	.000	0-0	.000	0-0	.000	1	3	4	5.3	3	1	0	1	1	0	3.7	
vs Georgia	03/07/19	15	3-4	.750	0-0	.000	0-0	.000	1	1	2	5.2	2	0	2	0	0	6	3.8	
Totals		0	540	48-92	.522	0-0	.000	21-36	.583	59	102	161	5.2	51	5	25	9	19	117	3.8

Games played: 31
Minutes/game: 17.4
Points/game: 3.8
FG Pct: 52.2
FT Pct: 58.3

Rebounds/game: 5.2
Assists/game: 0.2
Turnovers/game: 0.8
Assist/turnover ratio: 0.2
Steals/game: 0.6
Blocks/game: 0.3

CAREER STATISTICS

Season	gp-gs	min/avg	fg-fga	pct	fg-fga	pct	ft-fta	pct	off	def	tot	avg	pf	fo	ast	to	blk	stl	pts	avg
2017-18	31-2	527/17.0	44-100	.440	3-10	.300	25-42	.595	55	89	144	4.6	58	1	5	25	6	8	116	3.7
2018-19	31-0	540/17.4	48-92	.522	0-0	.000	21-36	.583	59	102	161	5.2	51	1	5	25	9	19	117	3.8
TOTAL	62-2	1067/17.2	92-192	.479	3-10	.300	46-78	.590	114	191	305	4.9	109	2	10	50	15	27	233	3.8



30 Macy Weaver | So. | 6-3 | F | Davis Junction, Ill. (Stillman Valley HS)

SEASON HIGHS

Points	4	PVAM	12-16-18*
FG Made	2	PVAM	12-16-18
FG Att.	2	PVAM	12-16-18
3FG Made			
3FG Att.			
FT Made	2	ORU	11-28-18
FT Att.	2	JSU	12-30-18*
Off. Reb.	3	TSU	11-23-18
Def. Reb.	3	Vanderbilt	1-13-19
Rebounds	5	TSU	11-23-18
Assists	1	PVAM	12-16-18
Blocks	4	TTU	12-4-18
Steals	2	TTU	12-4-18
Minutes	10	TSU	11-23-18

CAREER HIGHS

Points	7	#9/7 SC	1-25-18
FG Made	3	#9/7 SC	1-25-18
FG Att.	4	#9/7 SC	1-25-18
3FG Made	-		
3FG Att.	-		
FT Made	3	#13 Missouri	2-12-18
FT Att.	6	#13 Missouri	2-12-18
Off. Reb.	3	Vanderbilt	1-13-19*
Def. Reb.	4	UTA	12-17-17
Rebounds	5	TSU	11-23-18*
Assists	1	PVAM	12-16-18*
Blocks	4	TTU	12-4-18*
Steals	2	TTU	12-4-18*
Minutes	19	UTEP	11-24-17

*Most Recent

SEASON | CAREER SUPERLATIVES

Stat	'17-'18	'18-'19	Career
------	---------	---------	--------

- Double Figure Pts
- Double Figure Rebs
- Double-Doubles
- 5+ Assists
- 5+ Blocks
- 5+ Steals
- Led Team in Pts
- Led Team in Reb
- 20+ Points

NOTES

- Tied career-best with four blocks in nine minutes versus Tennessee Tech.
- Played in 20 games as a freshman.
- Arkansas Athletics Department Athletic Director's List (3.5-3.99 GPA) | Fall 2017, Spring 2018.
- Arkansas Athletics Department Academic Honor Roll (3.0-3.49 GPA) | Fall 2018.
- Played 19 minutes with four blocks and solid defense at UTEP.
- Career High seven points in 11 minutes vs South Carolina.

Opponent	Date	gs	min	Total		3-Pointers		Free throws		Rebounds					pts	avg				
				fg-fga	pct	3fg-fga	pct	ft-fa	pct	off	def	tot	avg	pf			a	blk	stl	
NORTHWESTERN STATE	11/09/18	4	0-0	.000	0-0	.000	0-0	.000	0	0	0	0.0	1	0	0	0	0	0.0		
NO. 22 ARIZONA STATE	11/18/18	dnp	-	-	-	-	-	-	-	-	-	-	-	-	-	-	-	-		
vs Tennessee State	11/23/18	10	0-0	.000	0-0	.000	0-0	.000	3	2	5	2.5	2	0	0	1	0	0.0		
vs Pittsburgh	11/24/18	dnp	-	-	-	-	-	-	-	-	-	-	-	-	-	-	-	-		
vs Wisconsin	11/25/18	dnp	-	-	-	-	-	-	-	-	-	-	-	-	-	-	-	-		
ORAL ROBERTS	11/28/18	3	1-1	1.000	0-0	.000	2-2	1.000	0	1	1	2.0	2	0	1	1	0	4	1.3	
at No. 22/23 Iowa State	12/02/18	dnp	-	-	-	-	-	-	-	-	-	-	-	-	-	-	-	-	-	
TENNESSEE TECH	12/04/18	9	0-3	.000	0-0	.000	0-0	.000	1	2	3	2.3	2	0	0	4	2	0	1.0	
at Abilene Christian	12/08/18	dnp	-	-	-	-	-	-	-	-	-	-	-	-	-	-	-	-	-	
PRAIRIE VIEW A&M	12/16/18	5	2-2	1.000	0-0	.000	0-1	.000	2	1	3	2.4	1	1	0	1	0	4	1.6	
NEBRASKA	12/18/18	dnp	-	-	-	-	-	-	-	-	-	-	-	-	-	-	-	-	-	
at Tulsa	12/20/18	dnp	-	-	-	-	-	-	-	-	-	-	-	-	-	-	-	-	-	
JACKSON STATE	12/30/18	4	0-0	.000	0-0	.000	1-2	.500	0	2	2	2.3	0	0	2	0	1	1.5		
#7/6 MISS STATE	01/03/19	dnp	-	-	-	-	-	-	-	-	-	-	-	-	-	-	-	-	-	
at Ole Miss	01/06/19	1	0-0	.000	0-0	.000	0-0	.000	0	0	0	2.0	0	0	0	0	0	1.3		
at Mizzou	01/10/19	1	1-1	1.000	0-0	.000	1-1	1.000	1	0	1	1.9	0	0	1	0	0	3	1.5	
VANDERBILT	01/13/19	5	0-1	.000	0-0	.000	0-0	.000	1	3	4	2.1	0	0	1	0	0	1.3		
at Tennessee	01/21/19	dnp	-	-	-	-	-	-	-	-	-	-	-	-	-	-	-	-	-	
ALABAMA	01/24/19	1	0-0	.000	0-0	.000	0-0	.000	0	0	0	1.9	0	0	0	0	0	1.2		
at Florida	01/27/19	dnp	-	-	-	-	-	-	-	-	-	-	-	-	-	-	-	-	-	
GEORGIA	01/31/19	dnp	-	-	-	-	-	-	-	-	-	-	-	-	-	-	-	-	-	
#16 SOUTH CAROLINA	02/03/19	dnp	-	-	-	-	-	-	-	-	-	-	-	-	-	-	-	-	-	
at LSU	02/07/19	5	1-2	.500	0-0	.000	1-2	.500	0	0	0	1.7	0	0	0	0	0	3	1.4	
AJ	02/10/19	dnp	-	-	-	-	-	-	-	-	-	-	-	-	-	-	-	-	-	
at No. 17 Kentucky	02/17/19	dnp	-	-	-	-	-	-	-	-	-	-	-	-	-	-	-	-	-	
at Georgia	2/21/19	dnp	-	-	-	-	-	-	-	-	-	-	-	-	-	-	-	-	-	
OLE MISS	02/24/19	1	0-0	.000	0-0	.000	0-0	.000	1	0	1	1.7	0	0	0	0	0	1.3		
MISSOURI	02/28/19	dnp	-	-	-	-	-	-	-	-	-	-	-	-	-	-	-	-	-	
at No. 19 Texas A&M	03/03/19	dnp	-	-	-	-	-	-	-	-	-	-	-	-	-	-	-	-	-	
vs Georgia	03/07/19	dnp	-	-	-	-	-	-	-	-	-	-	-	-	-	-	-	-	-	
Totals		0	49	5-10	.500	0-0	.000	5-8	.625	9	11	20	1.7	8	1	3	9	2	15	1.3

Games played: 12
 Minutes/game: 4.1
 Points/game: 1.3
 FG Pct: 50.0
 FT Pct: 62.5

Rebounds/game: 1.7
 Assists/game: 0.1
 Turnovers/game: 0.3
 Assist/turnover ratio: 0.3
 Steals/game: 0.2
 Blocks/game: 0.8

CAREER STATISTICS

Season	gp-gs	min/avg	fg-fga	pct	fg-fga	pct	ft-fa	pct	off	def	tot	avg	pf	fo	ast	to	blk	stl	pts	avg
2017-18	20-0	144/7.2	8-20	.400	0-0	.000	11-24	.458	16	18	34	1.7	28	0	1	5	10	3	27	1.4
2018-19	11-0	48/4.4	5-10	.500	0-0	.000	5-8	.625	8	11	19	1.7	8	0	1	3	9	2	15	1.4
TOTAL	31-0	192/6.2	13-30	.433	0-0	.000	16-32	.500	24	29	53	1.7	36	0	2	8	19	5	42	1.4



33 Chelsea Dungee | R-So. | 5-11 | G | Sapulpa, Okla. (Sapulpa HS) | University of Oklahoma

SEASON HIGHS

Points	41	Auburn	2-7-19
FG Made	12	TTU	12-4-18
FG Att.	24	Missouri	2-18-19*
3FG Made	5	Ole Miss	2-24-19
3FG Att.	11	at Tulsa	12-20-18*
FT Made	17	Auburn	2-7-19
FT Att.	19	Auburn	2-7-19
Off. Reb.	2	at Georgia	2-21-19*
Def. Reb.	8	at Tulsa	12-20-18
Rebounds	9	at Tulsa	12-20-18
Assists	3	#16 S Carolina	2-3-19*
Blocks	4	#7/6 MSU	1-3-19
Steals	7	JSU	12-30-18
Minutes	40	Auburn	2-7-19

CAREER HIGHS

Points	41	Auburn	2-7-19
FG Made	12	TTU	12-4-18
FG Att.	24	Missouri	2-18-19*
3FG Made	5	Ole Miss	2-24-19
3FG Att.	11	at Tulsa	12-20-18*
FT Made	17	Auburn	2-7-19
FT Att.	19	Auburn	2-7-19
Off. Reb.	2	at Georgia	2-21-19*
Def. Reb.	8	at Tulsa	12-20-18
Rebounds	9	at Tulsa	12-20-18
Assists	3	#16 S Carolina	2-3-19*
Blocks	4	#7/6 MSU	1-3-19
Steals	7	JSU	12-30-18
Minutes	40	Auburn	2-7-19

*Most Recent | #at OU

SEASON | CAREER SUPERLATIVES

Stat	'18-'19	Career
Double Figure Pts	28	28
Double Figure Rebs		
Double-Doubles		
5+ Assists		
5+ Blocks		
5+ Steals		
Led Team in Pts	21	21
Led Team in Reb	1	1
20+ Points	16	16
30+ Points	4	4
40+ Points	1	1

NOTES

- All-SEC Second-Team | 2019
- 41 points versus Auburn with 17 points in 3Q and 15 in 4Q. That is a program record in an SEC game and three points shy of the all-time mark at Arkansas.
- 41 points is the most scored by an SEC player this season.
- Double figure scoring in 28 games this year.
- Twenty-plus points 16 times as a sophomore ... 28 points twice in 2018-19 ... 32 points versus #16 South Carolina & 33 versus Ole Miss ... 31 points versus Georgia in SEC Tournament game ... Career-best 41 points against Auburn.
- Challenge in Music City All-Tournament Team.
- Redshirted the 2017-18 season at Arkansas.
- Arkansas Athletics Department Honor Roll (3.0-3.49 GPA) | Fall 2017, Fall 2018.
- Won a gold medal with USA Basketball ... All Big 12 freshman team in 2017 ... Oklahoma Gatorade Player of the Year in 2014 ... Won a gold medal with USA basketball ...At Oklahoma- Big 12 freshman of the year.

Opponent	Date	gs	min	Total		3-Pointers		Free throws		Rebounds			pf	a	t/b	blk	stl	pts	avg		
				fg-fga	pct	fg-fga	pct	ft-fa	pct	off	def	tot								avg	
NORTHWESTERN STATE	11/09/18	*	22	4-8	.500	2-3	.667	1-3	.333	1	2	3	3.0	2	3	1	0	0	11	11.0	
at UT Arlington	11/14/18	*	26	6-9	.667	2-2	1.000	2-2	1.000	1	2	3	3.0	5	1	4	1	0	16	13.5	
NO. 22 ARIZONA STATE	11/18/18	*	24	7-13	.538	2-6	.333	4-4	1.000	1	5	6	4.0	4	1	1	0	0	20	15.7	
vs Tennessee State	11/23/18	*	30	5-9	.556	0-0	.000	6-9	.667	1	5	6	4.5	2	0	2	0	2	16	15.8	
vs Pittsburgh	11/24/18	*	34	2-13	.154	1-6	.167	5-6	.833	0	1	1	3.8	1	0	1	2	1	10	14.6	
vs Wisconsin	11/25/18	*	34	5-11	.455	3-5	.600	7-10	.700	1	4	5	4.0	3	1	4	0	3	20	15.5	
ORAL ROBERTS	11/28/18	*	32	7-19	.368	0-5	.000	7-7	1.000	1	4	5	4.1	0	1	3	0	1	21	16.3	
at No. 22/23 Iowa State	12/02/18	*	33	6-17	.353	2-5	.400	13-16	.813	0	5	5	4.3	4	2	2	0	1	27	17.6	
TENNESSEE TECH	12/04/18	*	28	12-18	.667	4-6	.667	0-0	.000	1	4	5	4.3	1	2	3	0	2	28	18.8	
at Abilene Christian	12/08/18	*	25	0-9	.000	0-4	.000	2-4	.500	0	1	1	4.0	1	0	1	0	1	2	17.1	
PRAIRIE VIEW A&M	12/16/18	*	27	2-11	.182	0-2	.000	4-6	.667	1	5	6	4.2	1	1	1	0	1	8	16.3	
NEBRASKA	12/18/18	*	36	7-21	.333	4-11	.364	5-6	.833	0	5	5	4.3	1	1	0	0	0	23	16.8	
at Tulsa	12/20/18	*	37	7-24	.292	2-11	.182	7-10	.700	1	8	9	4.6	3	0	4	0	3	23	17.3	
JACKSON STATE	12/30/18	*	31	4-18	.222	0-8	.000	5-6	.833	0	5	5	4.6	1	2	2	0	7	13	17.0	
#7/6 MISS STATE	01/03/19	*	37	10-23	.435	1-4	.250	4-5	.800	1	1	2	4.5	3	1	4	4	1	25	17.5	
at Ole Miss	01/06/19	*	29	5-12	.417	3-7	.429	4-4	1.000	0	3	3	4.4	3	2	1	0	0	17	17.5	
at Mizzou	01/10/19	*	34	4-17	.235	3-9	.333	4-4	1.000	0	6	6	4.5	3	1	2	0	2	15	17.4	
VANDERBILT	01/13/19	*	24	3-11	.273	2-7	.286	2-4	.500	0	3	3	4.4	2	1	1	1	1	10	16.9	
at Tennessee	01/21/19	*	33	5-11	.455	2-4	.500	7-7	1.000	1	4	5	4.4	4	2	0	0	1	19	17.1	
ALABAMA	01/24/19	*	33	4-15	.267	0-4	.000	1-2	.500	0	2	2	4.3	2	2	2	0	1	9	16.7	
at Florida	01/27/19	*	37	9-18	.500	1-5	.200	6-7	.857	2	3	5	4.3	2	1	1	0	2	25	17.0	
GEORGIA	01/31/19	*	33	9-18	.500	2-4	.500	8-8	1.000	0	2	2	4.2	3	1	1	2	2	28	17.5	
#16 SOUTH CAROLINA	02/03/19	*	33	10-21	.476	2-5	.400	10-11	.909	1	4	5	4.3	3	3	2	2	1	32	18.2	
at LSU	02/07/19	*	34	6-13	.462	0-1	.000	2-3	.667	1	2	3	4.2	0	2	0	1	1	14	18.0	
AU	02/10/19	*	40	10-18	.556	4-7	.571	17-19	.895	1	4	5	4.2	2	1	3	0	1	41	18.9	
at No. 17 Kentucky	02/17/19	*	37	7-18	.389	1-6	.167	5-6	.833	0	7	7	4.3	4	1	2	0	2	20	19.0	
at Georgia	2/21/19	*	37	4-15	.267	1-4	.250	9-12	.750	2	4	6	4.4	4	2	5	0	2	18	19.9	
OLE MISS	02/24/19	*	39	8-17	.471	5-7	.714	12-15	.800	0	4	4	4.4	3	0	4	0	0	33	19.4	
MISSOURI	02/28/19	*	40	7-24	.292	3-12	.250	8-8	1.000	1	6	7	4.5	3	5	3	1	3	25	19.6	
at No. 19 Texas A&M	03/03/19	*	37	4-12	.333	2-3	.667	5-6	.833	2	4	6	4.5	3	4	3	0	0	15	19.5	
vs Georgia	03/07/19	*	36	10-16	.625	1-5	.200	10-12	.833	0	2	2	4.5	2	2	1	0	1	31	19.8	
Totals			31	1012	189-479	.395	55-168	.327	182-222	.820	21	117	138	4.5	77	44	66	13	43	615	19.8

Games played: 31
 Minutes/game: 32.6
 Points/game: 19.8
 FG Pct: 39.5
 3FG Pct: 32.7
 FT Pct: 82.0

Rebounds/game: 4.5
 Assists/game: 1.4
 Turnovers/game: 2.1
 Assist/turnover ratio: 0.7
 Steals/game: 1.4
 Blocks/game: 0.4

CAREER STATISTICS

Year	GP-GS	Min	Avg	FG	Total		3-Point		F-Throw			Rebounds					Pts	Avg						
					FGA	Pct	FG	FGA	Pct	FT	FTA	Pct	Off	Def	Tot	Avg			PF	FO	Ast	TO	Blk	Stl
2016-17*	33-18	695	21.1	81	214	.379	22	65	.338	60	74	.811	18	66	84	2.5	62	0	26	51	5	19	244	7.4
2017-18	Redshirt																							
Oklahoma																								
Season	gp-gs	min/avg			fg-fga	pct		fg-fga	pct	ft-fa	pct		off	def	tot	avg	pf	fo	ast	to	blk	stl	pts	avg
2018-19	31-31	1012/32.6			189-479	.395		55-168	.327	182-222	.820		21	117	138	4.5	77	1	44	66	13	43	615	19.8
TOTAL	31-31	1012/32.6			189-479	.395		55-168	.327	182-222	.820		21	117	138	4.5	77	1	44	66	13	43	615	19.8



52 Rokia Doumbia | Fr. | 5-9 | G | Mali, Africa | Bradenton, Fla. (IMG Academy)

SEASON HIGHS

Points	11	NSU	11-9-18
FG Made	4	NSU	11-9-18
FG Att.	6	NSU	11-9-18
3FG Made	1	at Ole Miss	1-6-19*
3FG Att.	2	Vanderbilt	1-13-19*
FT Made	2	NSU	11-9-18
FT Att.	3	NSU	11-9-18
Off. Reb.	3	Vanderbilt	1-13-19
Def. Reb.	4	Vanderbilt	1-13-19
Rebounds	7	Vanderbilt	1-13-19
Assists	3	PVAM	12-16-18
Blocks	1	PVAM	12-16-18
Steals	1	TTU	12-4-18*
Minutes	17	NSU	11-9-18

CAREER HIGHS

Points	11	NSU	11-9-18
FG Made	4	NSU	11-9-18
FG Att.	6	NSU	11-9-18
3FG Made	1	at Ole Miss	1-6-19*
3FG Att.	2	Vanderbilt	1-13-19*
FT Made	2	NSU	11-9-18
FT Att.	3	NSU	11-9-18
Off. Reb.	3	Vanderbilt	1-13-19
Def. Reb.	4	Vanderbilt	1-13-19
Rebounds	7	Vanderbilt	1-13-19
Assists	3	PVAM	12-16-18
Blocks	1	PVAM	12-16-18
Steals	1	TTU	12-4-18*
Minutes	17	NSU	11-9-18

*Most Recent

SEASON | CAREER SUPERLATIVES

Stat	'18-'19	Career
Double Figure Pts	1	1
Double Figure Rebs		
Double-Doubles		
5+ Assists		
5+ Blocks		
5+ Steals		
Led Team in Pts		
Led Team in Reb	1	1
20+ Points		

NOTES

- Career-best seven rebounds against Vanderbilt.
- Speaks three languages: French, English, Bambara.
- Left-handed.
- Originally from Mali, Africa, and attended high school at IMG Academy in Bradenton, Florida
- Four-star recruit and was a member of the U16 Mali (Africa) National Team in 2016 and 2017.
- Was the MVP of the FIBA U16 Africa Championship in 2015.

Opponent	Date	gs	min	Total		3-Pointers		Free throws		Rebounds					pts	avg					
				fg-aga	pct	3fg-aga	pct	ft-ata	pct	off	def	tot	avg	pf			a	tk	blk	stl	
NORTHWESTERN STATE	11/09/18	17	4-6	.667	1-2	.500	2-3	.667	0	1	1	1.0	2	0	0	0	1	11	11.0		
at UT Arlington	11/14/18	4	0-1	.000	0-0	.000	0-0	.000	0	0	0	0.5	1	0	1	0	1	0	5.5		
NO. 22 ARIZONA STATE	11/18/18	7	0-0	.000	0-0	.000	0-0	.000	0	1	1	0.7	2	0	1	0	0	3.7			
vs Tennessee State	11/23/18	6	0-0	.000	0-0	.000	0-0	.000	0	0	0	0.5	0	1	0	0	0	2.8			
vs Pittsburgh	11/24/18	dnp	-	-	-	-	-	-	-	-	-	-	-	-	-	-	-	-			
vs Wisconsin	11/25/18	4	0-0	.000	0-0	.000	0-0	.000	0	1	1	0.6	0	0	1	0	0	2.2			
ORAL ROBERTS	11/28/18	5	0-0	.000	0-0	.000	1-1	1.000	0	0	0	0.5	2	1	2	0	0	1	2.0		
at No. 22/23 Iowa State	12/02/18	dnp	-	-	-	-	-	-	-	-	-	-	-	-	-	-	-	-			
TENNESSEE TECH	12/04/18	9	0-1	.000	0-1	.000	0-0	.000	0	1	1	0.6	2	0	1	1	1	0	1.7		
at Abilene Christian	12/08/18	dnp	-	-	-	-	-	-	-	-	-	-	-	-	-	-	-	-			
PRAIRIE VIEW A&M	12/16/18	13	1-5	.200	0-2	.000	0-0	.000	1	3	4	1.0	1	3	1	1	0	2	1.8		
NEBRASKA	12/18/18	dnp	-	-	-	-	-	-	-	-	-	-	-	-	-	-	-	-			
at Tulsa	12/20/18	dnp	-	-	-	-	-	-	-	-	-	-	-	-	-	-	-	-			
JACKSON STATE	12/30/18	11	2-4	.500	0-1	.000	1-1	1.000	1	0	1	1.0	3	1	3	0	0	5	2.1		
#7/6 MISS STATE	01/03/19	6	0-0	.000	0-0	.000	0-0	.000	1	0	1	1.0	1	0	1	0	0	0	1.9		
at Ole Miss	01/06/19	8	1-1	1.000	1-1	1.000	0-2	.000	1	1	2	1.1	0	1	2	0	0	3	2.0		
at Mizzou	01/10/19	3	0-1	.000	0-0	.000	0-0	.000	0	0	0	1.0	1	0	0	0	0	0	1.8		
VANDERBILT	01/13/19	14	0-4	.000	0-2	.000	0-0	.000	3	4	7	1.5	5	0	2	0	0	0	1.7		
at Tennessee	01/21/19	2	0-2	.000	0-1	.000	0-0	.000	0	0	0	1.4	0	0	0	0	0	0	1.6		
ALABAMA	01/24/19	1	0-0	.000	0-0	.000	0-0	.000	0	0	0	1.3	0	0	0	0	0	0	1.5		
at Florida	01/27/19	dnp	-	-	-	-	-	-	-	-	-	-	-	-	-	-	-	-			
GEORGIA	01/31/19	dnp	-	-	-	-	-	-	-	-	-	-	-	-	-	-	-	-			
#16 SOUTH CAROLINA	02/03/19	dnp	-	-	-	-	-	-	-	-	-	-	-	-	-	-	-	-			
at LSU	02/07/19	7	0-1	.000	0-0	.000	0-0	.000	0	1	1	1.3	0	0	4	0	1	0	1.4		
AJ	02/10/19	0	0-0	.000	0-0	.000	0-0	.000	0	0	0	1.2	0	0	0	0	0	0	1.3		
at No. 17 Kentucky	02/17/19	dnp	-	-	-	-	-	-	-	-	-	-	-	-	-	-	-	-			
at Georgia	2/21/19	dnp	-	-	-	-	-	-	-	-	-	-	-	-	-	-	-	-			
OLE MISS	02/24/19	1	0-1	.000	0-1	.000	0-0	.000	0	0	0	1.1	0	0	0	0	0	0	1.2		
MISSOURI	02/28/19	dnp	-	-	-	-	-	-	-	-	-	-	-	-	-	-	-	-			
at No. 19 Texas A&M	03/03/19	1	0-0	.000	0-0	.000	0-0	.000	0	0	0	1.1	1	0	0	0	0	0	1.2		
vs Georgia	03/07/19	dnp	-	-	-	-	-	-	-	-	-	-	-	-	-	-	-	-			
Totals		0	119	8-27	.296	2-11	.182	4-7	.571	7	13	20	1.1	21	1	7	19	2	4	22	1.2

Games played: 19
 Minutes/game: 6.3
 Points/game: 1.2
 FG Pct: 29.6
 3FG Pct: 18.2
 FT Pct: 57.1

Rebounds/game: 1.1
 Assists/game: 0.4
 Turnovers/game: 1.0
 Assist/turnover ratio: 0.4
 Steals/game: 0.2
 Blocks/game: 0.1

CAREER STATISTICS

Season	gp-gs	min/avg	fg-aga	pct	3fg-aga	pct	ft-ata	pct	off	def	tot	avg	pf	to	ast	to	blk	stl	pts	avg
2018-19	19-0	119/6.3	8-27	.296	2-11	.182	4-7	.571	7	13	20	1.1	21	1	7	19	2	4	22	1.2
TOTAL	19-0	119/6.3	8-27	.296	2-11	.182	4-7	.571	7	13	20	1.1	21	1	7	19	2	4	22	1.2

SINGLE-GAME HIGHS (all-time rankin):



A'Tyanna Gauden
So | 5-7 | G
Ocala, Georgia



Raven Northcross-Baker
Sr | 5-9 | G
Malvern, Arkansas



Alexis Tolefrees
Jr | 5-8 | G
Conway, Arkansas



Malica Monk
Sr | 5-5 | G
North Little Rock, Arkansas



Kiara Williams
Jr | 6-1 | C
Little Rock, Arkansas



Grayce Spangler
So | 5-11 | G
Fayetteville, Arkansas



Jaielyn Mason
Jr | 5-9 | G
Mason, Ohio



Sydney Stout
Jr | 6-0 | F
Bixby, Oklahoma



Bailey Zimmerman
Sr | 6-0 | F
St. Vincent, Arkansas



Taylah Thomas
So | 6-1 | C
Arlington, Texas



Macy Weaver
So | 6-3 | C
Davis Junction, Illinois



Chelsea Dungee
So | 5-11 | G
Sapulpa, Oklahoma



Rokia Doumbia
Fr | 5-7 | G
Bradenton, Florida/Mali, Africa



Mike Neighbors
Head Coach
Second Season



Todd Schaefer
Assistant Coach
Second Season



Lacey Goldwire
Assistant Coach
Second Season



Pauline Love
Assistant Coach
Second Season



Amber Shirey
Director of Operations



C'eira Ricketts
Director of Student-Athlete
Development



Jeff Brazil
Director of Video and Scouting



Natalie Trotter
Athletic Trainer



Todd Barbour
Strength and Conditioning
Coach



Marissa Byler
Administrative Assistant



Jalen Powell
Graduate Assistant



Heather Corral
Graduate Assistant



Official Basketball Box Score - Game Totals - Final Statistics
Northwestern State vs AR
 11/09/18 10:30am at Fayetteville, AR Bud Walton Arena



Northwestern State 53 • 0-1

#	Player	Total		3-Ptr		Rebounds		PF	TP	A	TO	Bk	Stl	Min			
		FG	FGA	FG	FGA	FT	FTA								Off	Def	Tot
15	JOHNSON, JASMYN	2	6	2	6	0	0	3	2	5	4	6	3	1	0	5	25
22	GILLIAM, LIBBA	6	14	1	5	0	0	1	3	4	0	13	3	3	0	0	27
23	SCOTT, JOCELYN	0	6	0	0	1	2	7	5	12	2	1	0	3	0	2	20
00	GRANT, NAUTICA	5	8	3	5	0	2	2	3	14	2	2	0	0	0	33	
05	THOMAS, SAMI	2	7	1	2	2	2	0	2	2	3	7	3	1	0	1	22
03	FREEMAN, JADA	1	6	0	2	0	2	2	2	2	2	2	5	1	1	1	24
04	SAVAGE, LACEE	0	2	0	0	2	1	1	0	1	0	2	0	2	0	0	6
13	MILLER, VICTORIA	0	1	0	0	0	0	0	0	0	2	0	1	0	0	0	7
20	BARNES, LEAH	1	1	0	0	0	0	0	0	0	3	2	0	2	0	0	9
24	BONNER, KIRA	2	4	1	1	0	0	1	1	2	4	5	0	2	0	1	10
32	NERO, RAVON	0	2	0	0	1	4	0	0	0	4	1	0	8	0	0	17
	Team							1	3	4							
	Totals	19	57	8	21	7	12	14	20	34	27	53	14	30	1	10	200

1st - FG %:	6-14	42.9%	2nd:	3-10	30.0%	3rd:	3-16	18.8%	4th:	7-17	41.2%	Game:	19-57	33.3%	Deadball	
3FG %:	2-4	50.0%	2-3	66.7%	1-3	33.3%	3-7	42.9%	6-21	28.6%	Rebounds					
FT %:	0-0	0.0%	5-6	83.3%	2-4	50.0%	0-2	0.0%	7-12	58.3%						

AR 98 • 1-0

#	Player	Total		3-Ptr		Rebounds		PF	TP	A	TO	Bk	Stl	Min			
		FG	FGA	FG	FGA	FT	FTA								Off	Def	Tot
10	WILLIAMS, Kiara	5	7	0	0	0	0	5	4	9	1	10	1	2	1	1	19
01	NORTHCROSS-BAKER, G	0	0	0	0	0	0	1	0	1	2	0	2	1	0	1	16
02	TOLFREE, Alexis	5	11	5	10	4	6	0	3	3	0	19	0	3	0	2	21
03	MONK, Malica	4	5	2	3	4	0	0	0	2	12	4	3	0	0	1	22
33	DUNGEE, Chelsea	4	8	2	3	1	2	3	2	11	3	1	0	0	0	0	22
00	GAULDEN, A'Tyanna	6	7	0	0	4	7	0	2	2	0	16	3	4	0	2	17
13	SPANGLER, Grayce	0	1	0	1	0	0	0	0	0	2	0	0	0	0	0	5
14	MASON, Jailyyn	1	3	0	1	2	0	4	4	4	2	4	2	1	0	0	19
22	STOUT, Sydney	0	0	0	0	0	0	0	0	0	1	0	0	0	0	0	4
22	ZIMMERMAN, Bailey	1	4	1	3	1	2	0	4	4	0	4	1	0	1	0	17
24	THOMAS, Taylah	4	7	0	0	3	6	5	4	9	0	11	0	0	0	3	17
30	WEAVER, Macy	0	0	0	0	0	0	0	0	0	1	0	0	0	0	0	4
52	DOUMBIA, Rokia	4	6	1	2	2	3	0	1	1	2	11	0	0	0	1	17
	Team							0	2	2							
	Totals	34	59	11	23	19	33	12	26	38	15	98	18	16	3	11	200

1st - FG %:	11-28	39.3%	2nd:	9-13	69.2%	3rd:	6-13	46.2%	4th:	9-14	64.3%	Game:	34-59	57.6%	Deadball	
3FG %:	3-8	37.5%	4-6	66.7%	1-3	33.3%	3-6	50.0%	11-23	47.8%	Rebounds					
FT %:	3-6	50.0%	8-13	61.5%	7-9	77.8%	2-6	33.3%	9-12	75.0%						

Officials: Scott Yarbrough, Jennifer Rezac, Meadow Overstreet
 Technical fouls: Northwestern State-None. AR-None.
 Attendance: 5497
 Elementary Day
 Scanned Tickets: 4,889

Score by periods	1st	2nd	3rd	4th	Total
Northwestern State	14	13	9	17	53
AR	28	28	20	22	98



Official Basketball Box Score - Game Totals - Final Statistics
AR vs UT Arlington
 11/14/18 7:00 pm at



AR 66 • 2-0

#	Player	Total		3-Ptr		Rebounds		PF	TP	A	TO	Bk	Stl	Min			
		FG	FGA	FG	FGA	FT	FTA								Off	Def	Tot
10	WILLIAMS, Kiara	2	4	0	0	0	1	2	4	6	3	4	0	2	1	0	18
02	TOLFREE, Alexis	6	19	3	9	3	3	1	3	4	0	18	0	1	1	3	36
03	MONK, Malica	7	15	0	2	4	8	3	5	8	4	18	3	4	0	2	29
14	MASON, Jailyyn	0	2	0	0	0	0	1	1	2	0	2	1	0	0	3	23
33	DUNGEE, Chelsea	6	9	2	2	2	2	1	2	3	5	16	1	4	1	0	26
00	GAULDEN, A'Tyanna	1	3	0	0	0	0	3	3	1	2	1	3	0	0	0	11
01	NORTHCROSS-BAKER, G	1	5	0	2	0	0	3	3	1	2	1	0	0	0	0	11
22	ZIMMERMAN, Bailey	2	3	0	1	0	2	3	2	5	2	4	0	1	1	0	21
24	THOMAS, Taylah	1	2	0	0	2	7	9	1	2	0	2	0	2	0	1	22
52	DOUMBIA, Rokia	0	1	0	0	0	0	0	0	0	1	0	0	1	0	1	4
	Team							0	0	0							
	Totals	26	63	5	16	9	18	12	30	42	20	66	8	19	4	10	200

1st - FG %:	7-13	53.8%	2nd:	7-14	50.0%	3rd:	5-19	26.3%	4th:	8-17	47.1%	Game:	26-63	41.3%	Deadball	
3FG %:	1-1	33.3%	2-3	66.7%	1-4	25.0%	1-4	25.0%	1-4	25.0%	Rebounds					
FT %:	0-0	0.0%	5-8	62.5%	4-8	50.0%	0-2	0.0%	9-18	50.0%						

UT Arlington 65 • 1-1

#	Player	Total		3-Ptr		Rebounds		PF	TP	A	TO	Bk	Stl	Min			
		FG	FGA	FG	FGA	FT	FTA								Off	Def	Tot
33	Kelsey Johnson	0	1	0	0	0	0	0	0	0	0	0	0	0	0	0	6
00	Cierra Johnson	9	18	0	4	4	5	4	9	3	22	3	4	0	2	35	
01	Laurynn McGowen	1	4	0	0	0	0	0	0	3	2	2	4	0	0	18	
02	Louren Billie	7	13	5	7	2	3	5	3	21	0	0	0	3	31		
12	Brooke Alexander	0	1	0	0	0	0	0	0	2	0	0	1	0	0	10	
03	Misty Dossey	1	2	0	0	0	0	1	1	2	2	0	0	0	0	3	
13	Daiane Machado	2	3	0	0	1	2	3	0	4	1	0	0	0	0	9	
20	Claire Chastain	0	3	0	1	0	1	2	3	0	0	2	1	0	0	12	
21	Terryn Milton	0	7	0	0	2	3	6	0	2	2	2	0	1	0	28	
24	Aysia Evans	2	9	1	3	0	0	2	2	3	5	2	1	0	2	18	
41	Katie Ferrell	3	11	1	2	0	0	10	10	3	7	6	2	4	4	28	
	Team							0	0	0							
	Totals	25	72	7	15	8	12	27	39	19	65	18	15	4	12	198	

1st - FG %:	7-19	36.8%	2nd:	6-19	31.6%	3rd:	8-21	38.1%	4th:	4-14	28.6%	Game:	25-72	34.7%	Deadball	
3FG %:	2-6	33.3%	1-3	33.3%	2-4	50.0%	1-4	25.0%	7-15	46.7%	Rebounds					
FT %:	0-0	0.0%	2-2	100.0%	5-6	83.3%	1-4	25.0%	9-12	75.0%						

Officials: Technical fouls: AR-DUNGEE, Chelsea. UT Arlington-None.
 Attendance: 1081
 2018-19 Women's Basketball, Round: 0, Arkansas vs UT Arlington, Played at .

Score by periods	1st	2nd	3rd	4th	Total
AR	15	21	17	13	66
UT Arlington	16	15	23	11	65

Official Basketball Box Score - Game Totals - Final Statistics
No. 22 Arizona State vs AR
 11/18/18 7 p.m. at Fayetteville, Ark. (Bud Walton Arena)

No. 22 Arizona State 88 • 2-1

#	Player	Total		3-Ptr		Rebounds		PF	TP	A	TO	Bk	Stl	Min			
		FG	FGA	FG	FGA	FT	FTA								Off	Def	Tot
42	IBIS, KIANNA	9	14	0	1	2	2	3	5	2	20	1	4	1	1	27	
33	JOHNSON-CHAPMAN, C	3	5	0	0	0	0	3	4	7	4	6	1	0	0	1	16
01	RICHARDSON, REILI	1	4	0	2	5	8	0	3	3	1	7	5	1	0	2	28
11	RYAN, ROBBIE	3	6	2	2	5	6	2	1	3	2	13	1	2	0	0	20
22	EKMARK, COURTNEY	0	5	0	4	0	0	1	2	3	3	0	2	1	0	0	24
00	HANSON, TAYA	2	7	1	3	0	0	1	2	3	0	5	1	0	0	0	17
04	RUSSELL, KIARA	0	1	0	0	1	2	0	0	2	1	1	0	0	0	2	
05	LOERA, JAMIE	2	4	2	3	2	2	1	1	2	0	8	0	1	0	0	14
21	ELENGA, SOPHIA	5	7	0	0	1	2	4	8	12	2	11	0	4	1	1	25
23	MBULITO, IRIS	4	6	0	1	5	11	1	2	3	4	13	4	3	0	1	16
32	VAN HYFTE, JAYDE	1	2	0	0	0	0	0	0	0	1	2	0	0	0	0	8
52	RUDEN, JAMIE	1	2	0	0	0	0	0	0	0	0	2	0	0	0	0	3
	Team							0	2	2							
	Totals	31	63	5	16	21	33	15	28	43	21	88	16	17</			

Official Basketball Box Score -- Game Totals -- Final Statistics
Pittsburgh vs Arkansas
 11/24/18 7:30 p.m. at Municipal Auditorium, Nashville, Tenn.

Pittsburgh 61 • 3-4

#	Player	Total			3-Ptr			Rebounds			PF	TP	A	T	Bk	Stl	Min
		FG	FGA	FT	FTA	Off	Def	Tot									
01	Danielle Garven	4-9	0-0	4-4	1	3	4	3	12	4	6	0	0	30			
11	Cara Judkins	4-5	0-0	2-2	2	5	7	1	8	1	2	1	0	20			
03	Jasmine Whitney	3-6	0-2	0-0	0	7	7	4	6	5	4	1	1	36			
04	Cassidy Walsh	1-6	0-1	4-4	1	3	4	2	6	1	2	1	0	32			
13	Kyla Nelson	1-6	1-3	0-2	0	2	2	2	3	1	1	0	0	29			
00	Jahsny Knight	3-6	0-0	0-0	0	2	2	0	6	1	0	0	2	13			
10	Ismi Prapa	0-0	0-0	0-0	0	0	0	0	0	0	2	0	0	1			
14	Kaui Bradley	2-5	1-3	0-0	1	3	4	5	1	4	0	0	0	16			
22	Jaala Henry	0-0	0-0	0-0	0	1	1	1	0	0	1	0	0	1			
32	Kalista Walters	7-9	0-0	1-2	3	4	7	1	15	3	0	1	1	22			
Team				2		8		10									
Totals		25-52	2-9	9-14	10	38	48	18	61	17	22	4	4	200			

1st - FG %: 7-16 43.8% 2nd: 4-12 33.3% 3rd: 9-14 64.3% 4th: 5-10 50.0% Game: 25-52 48.1% Deadball Rebounds: 3

Arkansas 54 • 3-2

#	Player	Total			3-Ptr			Rebounds			PF	TP	A	T	Bk	Stl	Min
		FG	FGA	FT	FTA	Off	Def	Tot									
10	WILLIAMS, Kiara	2-4	0-0	1-3	2	2	4	1	5	0	0	0	0	21			
02	TOLEFREE, Alexis	4-23	3-16	1-2	2	4	6	3	12	5	2	0	4	32			
03	MONK, Malica	2-12	0-4	1-2	2	1	3	3	5	2	1	0	2	31			
14	MASON, Jailyin	2-5	1-3	0-0	0	1	1	1	5	1	1	0	1	21			
33	DUNGEE, Chelsea	2-13	1-6	5-6	0	1	1	1	10	0	1	2	1	34			
00	GAULDEN, A'Tyanna	1-6	0-1	0-0	1	1	2	0	2	3	0	0	1	11			
01	NORTHCROSS-BAKER,	0-0	0-0	0-0	0	0	0	0	0	0	0	0	0	3			
22	ZIMMERMAN, Bailey	4-8	2-5	1-2	7	4	11	2	11	0	2	1	1	28			
24	THOMAS, Taylah	2-3	0-0	0-2	3	5	8	2	4	0	1	0	0	19			
Team				4		4											
Totals		19-74	7-35	9-17	21	19	40	14	54	11	8	3	10	200			

1st - FG %: 4-19 21.1% 2nd: 4-16 25.0% 3rd: 6-17 35.3% 4th: 5-23 21.7% Game: 19-74 25.7% Deadball Rebounds: 4

Officials: Troy Winders, Meadow Ovestreet, Erika Herriman-Camarota
 Technical fouls: Pittsburgh-None, Arkansas-None.
 Attendance:

Score by periods	1st	2nd	3rd	4th	Total
Pittsburgh	17	8	21	15	61
Arkansas	10	8	20	16	54

Last FG - UP 4th-01:42, AR 4th-00:21.
 Largest lead - UP by 15 3rd-07:06, AR by 2 1st-09:40.
 UP led for 36:21, AR led for 00:20. Game was tied for 03:00.

Points	In	Off	2nd	Fast	Bench
	Paint	T/O	Chance	Break	
Pittsburgh	42	4	10	2	16
Arkansas	22	19	10	10	27

Score tied - 2 times.
 Lead changed - 1 time.



Official Basketball Box Score -- Game Totals -- Final Statistics
AR vs Wisconsin
 11/25/18 7:30 p.m. at Nashville, TN (Municipal Auditorium)

AR 69 • 4-2

#	Player	Total			3-Ptr			Rebounds			PF	TP	A	T	Bk	Stl	Min
		FG	FGA	FT	FTA	Off	Def	Tot									
10	WILLIAMS, Kiara	5-10	0-0	3-5	6	2	8	4	13	0	1	0	3	23			
02	TOLEFREE, Alexis	2-9	1-6	0-0	2	0	2	0	5	1	1	0	0	17			
03	MONK, Malica	5-11	0-0	3-8	0	1	1	1	13	3	0	0	1	27			
14	MASON, Jailyin	5-14	1-4	1-2	3	4	7	3	12	1	1	0	2	36			
33	DUNGEE, Chelsea	5-11	3-5	7-10	1	4	5	3	20	1	4	0	3	34			
00	GAULDEN, A'Tyanna	0-3	0-0	1-2	0	0	0	1	1	4	1	0	1	17			
22	ZIMMERMAN, Bailey	1-5	0-4	1-1	2	2	4	2	3	1	0	0	0	25			
24	THOMAS, Taylah	1-2	0-0	0-0	3	9	12	3	2	0	0	0	1	17			
52	DOUMBIA, Rokia	0-0	0-0	0-0	0	1	1	0	0	0	1	0	0	4			
Team				1		3		4									
Totals		24-65	5-19	16-28	18	26	44	17	69	11	10	0	11	200			

1st - FG %: 9-19 47.4% 2nd: 5-12 41.7% 3rd: 5-20 25.0% 4th: 5-14 35.7% Game: 24-65 36.9% Deadball Rebounds: 6

Wisconsin 61 • 6-1

#	Player	Total			3-Ptr			Rebounds			PF	TP	A	T	Bk	Stl	Min
		FG	FGA	FT	FTA	Off	Def	Tot									
11	Howard,Marsha	3-4	0-0	4-8	3	5	8	4	10	0	2	2	1	27			
34	Lewis,Imani	5-8	0-0	3-5	4	8	12	3	13	2	1	0	0	31			
02	Karlis,Kelly	0-3	0-3	0-0	1	0	1	2	0	1	1	1	0	15			
10	Van Leeuwen,Kendra	5-14	2-6	0-0	2	6	8	3	12	2	5	0	0	33			
44	Luehring,Alex	3-10	3-10	0-0	0	3	3	1	9	4	2	0	1	34			
03	Gilreath,Suzanne	2-6	2-6	0-0	0	1	1	2	6	0	0	0	0	5			
14	Laszewski,Abby	4-6	0-0	0-0	2	1	3	2	8	0	2	1	0	21			
30	Bragg,Diamond	1-2	0-0	0-0	0	1	1	1	2	1	2	0	0	8			
23	Hale,Jasmine	4-10	0-3	0-0	1	2	3	4	8	1	1	1	0	26			
Team				1		3		4									
Totals		27-63	7-28	7-13	14	29	43	22	68	21	16	6	1	200			

1st - FG %: 7-18 38.9% 2nd: 6-15 40.0% 3rd: 6-17 35.3% 4th: 6-13 46.2% Game: 27-63 42.9% Deadball Rebounds: 2

Officials: Felicia Grinter, Troy Winders, Neonta Williams
 Technical fouls: AR-None, Wisconsin-None.
 Attendance:

Score by periods	1st	2nd	3rd	4th	Total
AR	20	11	15	23	69
Wisconsin	17	16	19	16	68

Last FG - AR 4th-00:11, WIS 4th-01:04.
 Largest lead - AR by 7 1st-04:45, WIS by 15 3rd-04:12.
 AR led for 10:54, WIS led for 25:21. Game was tied for 03:06.

Points	In	Off	2nd	Fast	Bench
	Paint	T/O	Chance	Break	
AR	28	15	11	6	6
WIS	34	11	9	0	24

Score tied - 4 times.
 Lead changed - 6 times.

Official Basketball Box Score -- Game Totals -- Final Statistics
Oral Roberts vs AR
 11/28/18 7 p.m. at Fayetteville, Ark. (Bud Walton Arena)

Oral Roberts 61 • 3-4

#	Player	Total			3-Ptr			Rebounds			PF	TP	A	T	Bk	Stl	Min
		FG	FGA	FT	FTA	Off	Def	Tot									
21	Torrey, Rylie	0-6	0-5	0-0	0	1	1	4	0	5	1	0	0	26			
24	Brotoms, Montserrat	6-13	0-0	4-8	1	6	7	3	16	1	2	0	0	27			
03	Kirkhart, Katie	1-6	0-0	0-0	1	2	3	2	2	1	3	0	1	22			
10	Mayberry, Maya	3-12	1-5	0-0	0	3	3	5	7	2	3	0	2	30			
23	Beatty, Lakota	2-5	1-1	0-0	1	6	7	0	5	1	1	0	1	33			
13	Skalnik, Rachel	0-1	0-1	0-0	1	0	1	4	0	0	1	0	1	8			
20	Schumacher, Regan	0-1	0-0	0-0	0	2	2	1	0	0	1	0	1	9			
32	Garvie, Sarah	3-5	2-4	0-0	0	2	2	1	8	2	0	0	1	20			
33	Lippe, KenJo	6-12	1-2	10-10	4	5	9	3	23	1	2	0	1	25			
Team				3		6		1									
Totals		21-61	5-18	14-18	11	30	41	23	61	8	19	1	8	200			

1st - FG %: 5-13 38.5% 2nd: 5-12 41.7% 3rd: 5-16 31.3% 4th: 6-20 30.0% Game: 21-61 34.4% Deadball Rebounds: 1

AR 74 • 5-2

#	Player	Total			3-Ptr			Rebounds			PF	TP	A	T	Bk	Stl	Min
		FG	FGA	FT	FTA	Off	Def	Tot									
10	WILLIAMS, Kiara	2-3	0-0	2-2	5	6	11	4	6	0	0	3	0	20			
02	TOLEFREE, Alexis	1-8	0-6	2-2	0	5	5	1	4	1	2	2	2	26			
03	MONK, Malica	5-16	0-2	7-8	1	2	3	2	17	3	1	0	0	33			
14	MASON, Jailyin	4-7	2-2	2-3	1	5	6	0	12	0	1	1	0	27			
33	DUNGEE, Chelsea	7-19	0-5	7-7	1	4	5	0	21	1	3	0	1	32			
00	GAULDEN, A'Tyanna	1-2	0-0	0-0	0	1	1	0	2	1	2	0	0	7			
01	NORTHCROSS-BAKER,	1-2	1-2	0-0	0	0	0	1	3	0	0	0	0	9			
22	ZIMMERMAN, Bailey	1-5	1-3	1-2	2	1	3	0	4	0	1	0	0	21			
24	THOMAS, Taylah	0-3	0-0	0-2	2	4	6	2	0	0	1	0	1	17			
20	WEAVER, Macy	1-1	0-0	2-2	0	1	1	2	4	0	1	1	0	3			
52	DOUMBIA, Rokia	0-0	0-0	1-1	0	0	0	2	1	1	2	0	0	5			
Team				1		4											



Official Basketball Box Score - Game Totals - Final Statistics
Tennessee Tech vs AR
 12/04/18 7 p.m. at Fayetteville, Ark. (Bud Walton Arena)



Tennessee Tech 42 • 5-3

##	Player	Total		3-Ptr		Rebounds			PF	TP	A	T	Bk	Stl	Min
		FG-FGA	FT-FTA	FG-FGA	FT-FTA	Off	Def	Tot							
44	CANTRELL, Lacy	1-5	0-0	1-2	2	7	9	0	3	0	0	1	0	16	
00	HARRIS, Akia	2-7	0-2	1-3	0	5	5	1	5	4	1	0	1	37	
02	BROCK, Jordan	3-10	1-4	0-0	0	2	2	0	7	2	2	0	0	28	
11	ALEXANDER, Kentoria	2-7	1-1	0-2	2	3	5	2	5	4	5	1	1	34	
14	BUCKNER, Abby	4-11	1-6	0-0	1	6	7	3	9	1	3	0	0	38	
10	LAMB, Taylor	2-3	0-0	0-0	0	2	2	2	4	0	0	1	0	18	
15	WILKINSON, Anacia	3-6	0-0	0-0	0	1	1	1	6	0	2	2	0	10	
20	BRADY, Kesha	1-3	1-2	0-2	0	2	2	2	3	0	4	0	0	13	
33	COLEMAN, Mackenzie	0-4	0-1	0-0	1	0	1	1	0	0	2	0	0	6	
Team						6	2	8							
Totals		18-56	4-16	2-9	12	30	42	12	42	11	21	5	2	200	

AR 65 • 6-3

##	Player	Total		3-Ptr		Rebounds			PF	TP	A	T	Bk	Stl	Min
		FG-FGA	FT-FTA	FG-FGA	FT-FTA	Off	Def	Tot							
10	WILLIAMS, Kiara	3-4	0-0	0-0	1	8	9	0	6	0	0	5	1	16	
02	TOLEFREE, Alexis	2-11	1-8	0-0	0	2	2	0	5	0	1	0	2	20	
03	MONK, Malica	1-3	0-0	0-0	0	1	2	2	1	1	1	1	1	17	
14	MASON, Jaliyn	1-5	1-1	1-2	1	1	2	1	4	3	1	1	3	25	
33	DUNGEE, Chelsea	12-18	4-6	0-0	1	4	5	1	28	2	3	0	2	28	
00	GAULDEN, ATyanna	6-16	0-0	0-0	3	2	5	1	12	3	1	0	0	24	
01	NORTHCROSS-BAKER,	0-2	0-2	0-0	0	1	1	0	0	0	0	0	0	4	
13	SPANGLER, Grayce	0-4	0-2	0-0	2	0	2	2	0	0	0	0	0	6	
20	STOUT, Sydney	0-0	0-0	0-0	0	1	1	0	0	0	0	0	0	5	
22	ZIMMERMAN, Bailey	2-6	1-3	2-2	1	4	5	1	7	0	1	1	1	22	
24	THOMAS, Taylah	0-1	0-0	1-2	2	0	2	0	1	0	0	0	0	15	
30	WEAVER, Macy	0-3	0-0	0-0	1	2	3	2	0	0	0	4	2	9	
52	DOUMBIA, Rokia	0-1	0-1	0-0	0	1	1	2	0	0	1	1	1	9	
Team						3	0	3							
Totals		27-74	7-23	4-6	15	27	42	12	65	9	9	13	13	200	

Officials: Denise Brooks, Michael McConnell, Mark Resch
 Technical fouls: Tennessee Tech-None. AR-None.
 Attendance: 915
 Tickets Scanned: 502

Score by periods	1st	2nd	3rd	4th	Total
Tennessee Tech	4	16	7	15	42
AR	18	17	23	7	65

Last FG - TTU 4th-01:18, AR 4th-03:05.
 Largest lead - TTU None, AR by 31 3rd-00:35.
 TTU led for 00:00. AR led for 36:31. Game was tied for 03:28.

Points	In	Off	2nd	Fast	Bench
TTU	22	10	5	2	13
AR	30	28	13	4	20

Score tied - 0 times.
 Lead changed - 0 times.



Official Basketball Box Score - Game Totals - Final Statistics
AR vs Abilene Christian
 12/08/18 1 p.m. at Abilene, Texas (Moody Coliseum)



AR 80 • 7-3

##	Player	Total		3-Ptr		Rebounds			PF	TP	A	T	Bk	Stl	Min
		FG-FGA	FT-FTA	FG-FGA	FT-FTA	Off	Def	Tot							
02	TOLEFREE, Alexis	8-16	5-12	0-1	1	0	1	2	21	3	1	1	5	29	
03	MONK, Malica	6-10	3-5	3-4	0	0	0	3	18	4	3	0	3	26	
10	WILLIAMS, Kiara	4-6	0-0	4-4	4	7	11	2	12	0	0	1	1	21	
14	MASON, Jaliyn	2-8	1-4	0-0	1	4	5	1	5	5	1	1	2	36	
33	DUNGEE, Chelsea	0-9	0-4	2-4	0	1	1	1	2	0	1	0	1	25	
00	GAULDEN, ATyanna	2-5	0-0	3-3	0	1	1	3	7	4	1	0	0	14	
22	ZIMMERMAN, Bailey	1-5	1-4	0-0	0	2	5	3	3	0	0	1	1	30	
24	THOMAS, Taylah	5-6	0-0	2-2	2	4	6	2	12	0	1	0	0	19	
Team						2	1	3							
Totals		28-65	10-29	14-20	13	20	33	17	80	16	8	4	13	200	

Abilene Christian 68 • 7-2

##	Player	Total		3-Ptr		Rebounds			PF	TP	A	T	Bk	Stl	Min
		FG-FGA	FT-FTA	FG-FGA	FT-FTA	Off	Def	Tot							
03	Golightly, Dominique	3-11	2-6	0-0	1	5	6	2	8	1	1	0	1	39	
10	Wright, Breanna	4-11	2-5	8-8	2	4	6	2	18	5	7	0	2	40	
11	Williamson, Sara	5-12	0-0	2-6	1	4	5	2	12	3	7	1	0	38	
32	Mabry, Makayla	0-0	0-0	0-0	0	1	1	5	0	2	2	0	1	18	
44	Ducat, Lexie	9-14	1-2	0-0	4	4	8	3	19	0	1	1	0	33	
13	Taylor, Jazz	0-0	0-0	0-0	0	0	0	0	0	0	0	0	0	3	
33	Adams, Alyssa	3-6	0-1	5-6	1	6	7	4	11	2	1	0	0	29	
Team						4	4	8							
Totals		24-54	5-14	15-20	13	28	41	18	68	14	20	2	4	200	

Officials: Britton Sherry, Shandra Twine, Stacie Blow
 Technical fouls: AR-None. Abilene Christian-None.
 Attendance: 1288

Score by periods	1st	2nd	3rd	4th	Total
AR	14	28	15	23	80
Abilene Christian	16	23	16	13	68

Last FG - AR 4th-04:17, ACU 4th-02:06.
 Largest lead - AR by 15-4th-03:47, ACU by 5-2nd-02:58.
 AR led for 31:10. ACU led for 04:08. Game was tied for 04:37.

Points	In	Off	2nd	Fast	Bench
AR	32	17	10	17	22
ACU	36	11	10	4	11

Score tied - 6 times.
 Lead changed - 8 times.



Official Basketball Box Score - Game Totals - Final Statistics
Prairie View A&M vs AR
 12/15/18 2 p.m. at Fayetteville, Ark. (Bud Walton Arena)



Prairie View A&M 44 • 3-5

##	Player	Total		3-Ptr		Rebounds			PF	TP	A	T	Bk	Stl	Min
		FG-FGA	FT-FTA	FG-FGA	FT-FTA	Off	Def	Tot							
20	WILLIAMS, KE'ASIA	3-8	0-0	0-0	6	6	12	1	6	2	1	0	1	29	
23	NEALEY, LA'NEIQUE	2-7	0-0	0-2	3	2	5	2	4	0	2	1	1	19	
05	DOBBINS, SHALIA	2-16	0-4	3-4	1	1	2	7	1	2	0	1	1	28	
10	WILLIS, ERIN	1-4	0-1	1-1	2	0	2	2	5	1	1	0	0	26	
12	NEWMAN, DOMINIQUE	1-6	1-4	0-0	2	4	6	3	3	1	1	0	0	18	
02	PENNIMAN, JORDYN	0-3	0-2	0-0	0	2	2	0	0	0	0	0	0	8	
03	SHEPHERD, SIERRA	0-2	0-1	0-0	0	2	2	1	0	1	2	0	0	13	
04	TOLBERT, KEAYNNA	0-2	0-2	0-0	0	1	1	0	0	0	0	0	0	3	
22	TIEU, CHELSEA	1-3	1-3	0-0	0	0	0	0	3	0	0	0	0	13	
24	FORD, ARTAVIA	4-12	0-0	0-0	0	5	5	3	8	0	2	2	0	15	
32	COBS, JHYRAH	1-5	0-0	0-0	2	3	5	3	2	0	2	3	0	14	
33	BURRELL, PASSION	0-0	0-0	0-0	0	0	0	0	0	0	0	0	0	4	
40	CAMPBELL, MARIAM	2-4	0-0	2-4	0	0	2	6	1	0	0	0	1	10	
Team						2	2	6							
Totals		18-72	2-16	6-11	18	28	46	20	44	7	13	6	4	200	

AR 71 • 8-3

##	Player	Total		3-Ptr		Rebounds			PF	TP	A	T	Bk	Stl	Min
		FG-FGA	FT-FTA	FG-FGA	FT-FTA	Off	Def	Tot							
10	WILLIAMS, Kiara	1-6	0-0	4-4	6	4	10	1	6	0	1	3	2	20	
02	TOLEFREE, Alexis	3-10	1-6	0-0	1	3	4	0	7	2	1	1	1	19	
03	MONK, Malica	3-9	0-2	2-2	0	6	6	2	8	1	1	1	1	22	
14	MASON, Jaliyn	3-6	0-2	0-0	1	0	1	0	6	0	1	0	1	22	
33	DUNGEE, Chelsea	2-11	0-2	4-6	1	5	6	1	8	1	1	0	1	27	
00	GAULDEN, ATyanna	2-6	0-0	2-2	1	3	4	2	6	3	1	0	0	18	
01	NORTHCROSS-BAKER, Ra	2-6	1-5	0-1	1	1	2	5	0	1	0	0	0	12	
13	SPANGLER, Grayce	0-1	0-1	0-2	1	0	1	0	0	0	0	0	0	5	
20	STOUT, Sydney	1-1	1-1	0-0	1	0	1	0	3	0	0	0	0	3	
22	ZIMMERMAN, Bailey	0-4	0-2	5-6	5	6	11	0	5	0	0	0	0	19	
24	THOMAS, Taylah	5-9	0-0	1-2	3	4	7	2							



Official Basketball Box Score - Game Totals - Final Statistics
AR vs Tulsa
 12/20/18 2:07 pm at Donald W. Reynolds Center (Tulsa, Okla.)



AR 61 • 10-3

##	Player	Total		3-Ptr		Rebounds			PF	TP	A	T	Bk	Stl	Min
		FG	FGA	FG	FGA	Off	Def	Tot							
10	WILLIAMS, Kiara	3	5	0	0	3	7	10	3	6	0	3	0	1	23
02	TOLEFREE, Alexis	3	8	0	5	0	4	4	1	6	1	1	1	3	26
03	MONK, Malica	3	5	1	2	1	3	1	1	3	1	2	4	0	30
14	MASON, Jaielyn	2	6	2	4	0	5	5	1	6	3	3	1	1	34
33	DUNGEE, Chelsea	7	24	2	11	7	10	1	8	9	3	23	0	4	37
00	GAULDEN, A'Tyanna	2	2	0	0	0	1	2	1	4	1	1	1	0	10
01	NORTHCROSS-BAKER,	0	1	0	1	0	0	0	0	0	0	0	0	0	5
22	ZIMMERMAN, Bailey	1	3	1	2	1	3	4	1	4	0	1	1	0	18
24	THOMAS, Taylah	0	1	0	0	0	1	1	1	0	0	1	1	0	17
	Team		2		3		5								
	Totals	23	63	6	25	9	32	41	14	61	7	18	4	12	200

1st FG %	7.1%	43.8%	2nd 3-16	18.8%	3rd 4-14	28.6%	4th 9-17	52.9%	Game	23-63	36.5%	Deadball	
3FG %	2.5	40.0%	1-7	14.3%	1-6	16.7%	2-7	28.6%		6-25	24.0%	Rebounds	
FT %	2-2	100.0%	1-2	50.0%	4-8	50.0%	2-4	50.0%		9-16	56.3%		2

Tulsa 59 • 5-7

##	Player	Total		3-Ptr		Rebounds			PF	TP	A	T	Bk	Stl	Min
		FG	FGA	FG	FGA	Off	Def	Tot							
32	LEWIS, Desirree	3	6	0	0	1	2	3	5	7	3	3	0	1	29
33	POLK, Crystal	7	16	0	1	6	6	12	3	20	0	4	1	1	29
11	BITTLE, Maddie	1	8	1	6	0	2	2	4	1	3	0	2	0	33
21	LESCAY, Rebecca	3	9	0	0	1	2	3	4	1	7	0	5	0	28
22	BRADY, Morgan	6	13	4	5	0	0	0	1	8	9	0	16	2	36
10	MASON, Alexis	3	12	0	5	0	3	0	5	4	6	2	6	0	23
23	MOURY, Kayla	0	1	0	0	0	1	2	3	2	0	1	0	0	11
25	SCALES, Tyjae'	0	1	0	0	0	2	3	5	1	0	1	0	0	11
	Team		2		2		4								
	Totals	23	66	5	17	8	13	14	36	50	17	59	12	3	18

1st FG %	9.1%	42.1%	2nd 11-18	22.2%	3rd 5-13	33.3%	4th 5-14	42.9%	Game	23-66	34.8%	Deadball	
3FG %	1-4	25.0%	2-7	28.6%	1-3	33.3%	1-3	33.3%		5-17	29.4%	Rebounds	
FT %	0-2	0.0%	0-0	0.0%	5-5	100.0%	3-8	37.5%		8-13	61.5%		2

Officials: Joseph Vasily, Jeffrey Smith, Katie Lukanich
 Technical fouls: AR-None, Tulsa-None.
 Attendance: 1222

Score by periods	1st	2nd	3rd	4th	Total
AR	16	8	13	22	61
Tulsa	17	10	16	16	59

Points	In	Off	2nd	Fast	
AR	26	15	8	8	8
Tulsa	24	23	8	2	8

Last FG - AR 4th-00:08, TLS 4th-01:26.
 Largest lead - AR by 6 4th-07:20, TLS by 4 3rd-05:52.
 AR led for 16:00, TLS led for 15:16. Game was tied for 09:44.



Official Basketball Box Score - Game Totals - Final Statistics
Jackson State vs AR
 12/20/18 2 p.m. at Fayetteville, Ark. (Bud Walton Arena)



Jackson State 57 • 4-7

##	Player	Total		3-Ptr		Rebounds			PF	TP	A	T	Bk	Stl	Min		
		FG	FGA	FG	FGA	Off	Def	Tot									
02	WOMACK, Ambionette	1	4	0	0	0	2	4	2	6	4	2	0	2	1	24	
23	HAMER, Marneisha	10	15	1	1	0	0	3	5	8	3	21	0	7	1	26	
01	LUCKY, Kaisah	4	12	0	1	4	0	1	4	0	7	3	9	4	9	2	34
03	MITCHELL, D/Asia	4	16	4	13	0	0	0	4	4	2	12	0	2	0	27	
22	REDMON, Jasmine	0	2	0	1	0	0	1	2	0	0	2	0	0	10		
04	ELLIS, Christina	4	7	1	3	2	2	3	1	11	2	1	0	1	23		
11	WILLIAMS, Sumer	0	1	0	0	0	3	3	1	0	2	3	0	2	20		
20	TALLIE, J'niya	0	1	0	0	0	0	1	1	0	1	1	0	0	6		
32	KING, Bianca	0	1	0	0	0	3	2	5	0	0	1	0	0	9		
35	CAUSEY, Chelsea	1	4	0	0	0	1	4	5	0	2	0	2	0	10		
42	AUGUSTINE, Shelby	0	2	0	0	0	1	2	1	0	1	0	1	0	11		
	Team		1		2		3										
	Totals	24	65	6	20	3	8	15	34	49	17	57	12	28	3		

1st FG %	7.1%	36.8%	2nd 5-14	42.9%	3rd 4-12	33.3%	4th 7-20	35.0%	Game	24-65	36.9%	Deadball	
3FG %	0-4	0.0%	1-2	50.0%	1-5	20.0%	4-8	50.0%		6-20	30.0%	Rebounds	
FT %	1-2	50.0%	0-0	0.0%	0-4	0.0%	2-2	100.0%		3-8	37.5%		2,2

AR 76 • 11-3

##	Player	Total		3-Ptr		Rebounds			PF	TP	A	T	Bk	Stl	Min
		FG	FGA	FG	FGA	Off	Def	Tot							
10	WILLIAMS, Kiara	1	5	0	0	0	5	3	8	1	2	0	1	3	16
02	TOLEFREE, Alexis	6	12	5	10	0	0	1	1	0	17	1	0	3	23
03	MONK, Malica	3	10	2	5	3	4	0	2	2	11	2	0	1	28
14	MASON, Jaielyn	4	8	1	4	0	1	5	6	3	9	2	3	0	18
33	DUNGEE, Chelsea	4	18	0	8	5	6	0	5	1	13	2	2	0	31
00	GAULDEN, A'Tyanna	1	3	0	0	0	0	0	0	1	2	4	2	0	11
01	NORTHCROSS-BAKER,	0	4	0	0	0	1	1	1	0	3	0	0	1	16
13	SPANGLER, Grayce	2	2	2	2	0	0	0	0	0	6	0	0	0	3
20	STOUT, Sydney	0	0	0	0	0	0	0	0	0	0	0	0	0	3
22	ZIMMERMAN, Bailey	2	5	2	3	0	0	2	2	4	0	6	0	1	16
24	THOMAS, Taylah	2	3	0	0	0	2	4	6	0	4	0	0	0	1
30	WEAVER, Macy	0	0	0	1	2	0	2	2	0	1	0	0	2	4
52	DOUMBIA, Rokia	2	4	0	1	1	1	0	1	3	5	1	3	0	11
	Team		1		3		4								
	Totals	27	74	12	37	10	15	12	28	40	11	76	15	15	6

1st FG %	6.1%	31.2%	2nd 4-20	20.0%	3rd 10-23	43.5%	4th 7-14	50.0%	Game	27-74	36.5%	Deadball	
3FG %	0-0	0.0%	2-3	66.7%	0-0	0.0%	6-7	85.7%		12-37	32.4%	Rebounds	
FT %	4-4	100.0%	0-0	0.0%	0-0	0.0%	4-8	50.0%		10-15	66.7%		4,1

Officials: Brian Hall, Missy Brooks, Kyle Galloway
 Technical fouls: Jackson State-TEAM, AR-None.
 Attendance: 2270
 Tickets Scanned: 1,326

Score by periods	1st	2nd	3rd	4th	Total
Jackson State	15	13	9	20	57
AR	16	12	26	22	76

Points	In	Off	2nd	Fast	
Jackson State	28	13	6	6	13
AR	24	23	7	10	24

Last FG - JSU 4th-00:03, AR 4th-00:43.
 Largest lead - JSU by 5 2nd-03:00, AR by 23 4th-02:16.
 JSU led for 11:04, AR led for 22:29. Game was tied for 06:27.



Official Basketball Box Score - Game Totals - Final Statistics
#7/6 Miss State vs Arkansas
 01/03/19 6 p.m. at Fayetteville, Ark. (Bud Walton Arena)



#7/6 Miss State 93 • 13-1, 1-0 SEC

##	Player	Total		3-Ptr		Rebounds			PF	TP	A	T	Bk	Stl	Min	
		FG	FGA	FG	FGA	Off	Def	Tot								
05	HOWARD, ANRIEL	4	8	0	0	0	3	3	6	4	8	2	2	0	1	21
55	BIBBY, CHLOE	4	8	1	3	2	0	1	4	1	11	2	3	0	0	29
15	MCCOWAN, TEAJRA	7	11	0	0	2	8	14	22	3	16	1	3	3	0	25
10	HOLMES, JAZZMUN	4	6	0	0	6	4	4	0	14	5	1	0	3	30	
24	DANBERRY, JORDAN	11	21	0	0	4	8	9	2	26	4	3	1	2	32	
01	TAYLOR, MYAH	0	2	0	2	2	0	0	0	2	1	0	0	0	10	
02	ESPINOZA, HUNTE, AND	2	7	1	3	0	0	0	0	5	0	0	0	0	12	
04	CARTER, JESSIKA	1	2	0	0	0	2	2	1	2	0	0	0	0	13	
11	WIGGINS, XARIA	1	4	0	0	0	1	1	0	2	1	0	1	0	8	
20	TATE, NYAH	0	0	0	0	0	1	1	0	0	0					



Official Basketball Box Score - Game Totals - Final Statistics
AR vs Mizzou
 1-10-19 7 p.m. CT at Columbia, Mo. (Mizzou Arena)



AR 53 • 12-5, 1-2

##	Player	Total		3-Ptr		Rebounds			PF	TP	A	T	Bk	Stl	Min	
		FG	FGA	FG	FGA	Off	Def	Tot								
02	TOLEFREE, Alexis	2-9	2-7	0-0	0-0	1	2	3	0	6	0	1	0	0	25	
03	MONK, Malica	2-12	1-3	0-0	0-0	0	1	1	2	5	4	2	1	2	29	
10	WILLIAMS, Kiara	2-2	0-0	1-2	4	1	5	2	5	1	2	0	0	0	22	
14	MASON, Jaiilyn	3-6	1-4	0-0	0	1	1	1	7	0	0	1	0	0	25	
33	DUNGEE, Chelsea	4-17	3-9	4-4	0	6	6	3	15	1	2	0	0	2	34	
00	GAULDEN, A'Tyanna	1-7	0-2	0-0	3	1	1	2	0	0	0	0	0	0	12	
01	NORTHCROSS-BAKER, Ra	2-4	1-3	0-0	0	0	0	0	3	5	0	0	0	0	12	
13	SPANGLER, Grayce	0-0	0-0	0-0	0	0	0	0	0	0	0	0	0	0	1	
20	STOUT, Sydney	0-0	0-0	0-0	0	0	0	0	0	0	0	0	0	0	1	
22	ZIMMERMAN, Bailey	2-5	1-3	0-0	1	1	2	2	5	1	0	0	0	0	18	
24	THOMAS, Taylah	0-0	0-0	0-0	2	4	6	3	0	0	1	0	1	0	17	
30	WEAVER, Macy	1-1	0-0	1-1	1	0	1	0	3	0	1	0	0	0	1	
52	DOUMBIA, Rokia	0-1	0-0	0-0	0	0	0	1	0	0	0	0	0	0	3	
Team		0-4		0-0		0-2			2		0		0		20	
Totals		19-64		9-31		6-7			9		19		28		18 53	

1st FG %:	4-17 23.5%	2nd:	2-15 13.3%	3rd:	5-18 27.8%	4th:	9-19 47.4%	Game:	19-64 29.7%	Deadball	
3FG %:	1-2 50.0%	1-7 14.3%	3-11 27.3%	4-8 50.0%	9-31 29.0%	Rebounds					
FT %:	0-0 0.0%	0-0 0.0%	2-4 50.0%	3-3 100.0%	2-7 28.6%						

Mizzou 71 • 14-3, 3-0

##	Player	Total		3-Ptr		Rebounds			PF	TP	A	T	Bk	Stl	Min	
		FG	FGA	FG	FGA	Off	Def	Tot								
03	Cunningham, Sophie	5-10	1-1	0-0	0	7	7	2	11	2	3	0	0	0	29	
05	Aldridge, Lauren	1-1	1-1	0-0	0	3	3	2	3	0	3	0	0	0	26	
13	Schuchts, Hannah	2-3	0-1	0-0	0	2	2	0	4	0	0	0	0	0	12	
22	Roundtree, Jordan	2-9	0-3	4-4	1	1	2	1	8	2	0	0	0	0	23	
23	Smith, Amber	5-8	0-1	5-6	3	9	12	15	3	2	0	0	0	0	28	
01	Winfrey, Kelsey	0-0	0-0	0-0	0	0	0	0	0	0	0	0	0	0	1	
02	Levy, Akira	2-4	0-1	0-0	0	3	3	1	4	2	3	0	0	1	12	
10	Green, Nadia	0-0	0-0	0-0	0	0	0	0	0	0	0	0	0	0	1	
11	Troup, Haley	0-1	0-1	0-0	0	0	0	0	0	1	1	0	0	0	13	
12	Brown, Elle	0-0	0-0	0-0	0	0	0	0	0	0	1	0	0	0	2	
21	Porter, Cierra	3-6	0-0	3-3	2	5	7	0	9	0	1	0	0	0	13	
24	Chavis, Jordan	0-1	0-1	0-0	0	1	1	1	0	0	0	0	0	0	9	
34	Tahane, Emmanuelle	5-8	0-0	3-4	2	3	5	2	13	2	0	0	1	0	23	
43	Berg, Grace	2-3	0-0	0-0	0	1	1	2	4	1	1	0	0	0	8	
Team		1-1		2		2			1		2		0		1	
Totals		27-54		2-10		15-17			9		36		45		14 71	

1st FG %:	6-15 40.0%	2nd:	8-14 57.1%	3rd:	5-12 41.7%	4th:	9-13 69.2%	Game:	27-54 50.0%	Deadball	
3FG %:	0-2 0.0%	0-2 0.0%	1-4 25.0%	1-2 50.0%	2-7 28.6%	Rebounds					
FT %:	3-3 100.0%	3-4 75.0%	4-4 100.0%	3-4 75.0%	13-17 76.5%						

Officials: Dee Karler, Dawn Marsh, Douglas Knight

Technical fouls: AR-None, Mizzou-None

Attendance: 4216

Score by periods	1st	2nd	3rd	4th	Total
AR	9	5	16	23	53
Mizzou	15	19	15	22	71

	In	Off	2nd	Fast	Bench
Points	14	8	7	4	15
AR	14	8	7	4	15
Mizzou	48	6	10	4	30

Last FG - AR 4th-00:38, MISSOURI 4th-00:21
 Largest lead - AR leads, MISSOURI by 11 4th-00:24
 AR led for 00:00, MISSOURI led for 37:58. Game was tied for 02:02.
 Score tied - 0 times.
 Lead changed - 0 times.



Official Basketball Box Score - Game Totals - Final Statistics
Vanderbilt vs AR
 01/13/19 2 p.m. at Fayetteville, Ark. (Bud Walton Arena)



Vanderbilt 62 • 5-12, 0-4 SEC

##	Player	Total		3-Ptr		Rebounds			PF	TP	A	T	Bk	Stl	Min	
		FG	FGA	FG	FGA	Off	Def	Tot								
24	NEWBY, Autumn	2-7	0-0	2-2	2	8	10	4	6	1	2	0	0	0	26	
34	FASOULA, Mariella	5-13	0-0	6-9	1	11	12	2	16	0	6	2	1	0	36	
10	WALKER, Cierra	2-6	1-2	5-6	0	4	4	0	10	1	1	0	2	0	40	
30	CARTER, LEALEA	6-12	0-0	8-9	0	1	1	0	20	1	4	1	1	0	31	
35	CLEMONS-GREEN, Kalei	2-6	0-4	4-6	0	2	2	4	8	4	1	1	0	0	30	
01	GORDON, Sarah	0-0	0-0	0-0	0	0	0	0	0	0	0	0	0	0	1	
03	CAMBRIDGE, Jordyn	1-2	0-1	0-0	0	1	2	0	2	0	5	0	0	0	8	
22	HORROCKS, Bree	0-1	0-0	0-0	0	3	3	2	0	1	4	1	0	0	28	
Team		1		0		1			3		2		0		1	
Totals		18-47		1-7		25-32			5		30		35		12 62	

1st FG %:	2-9 22.2%	2nd:	2-14 14.3%	3rd:	7-13 53.8%	4th:	9-13 69.2%	Game:	18-47 38.3%	Deadball	
3FG %:	0-2 0.0%	0-3 0.0%	1-1 100.0%	4-8 50.0%	9-31 29.0%	Rebounds					
FT %:	0-0 0.0%	3-8 37.5%	4-8 50.0%	6-8 75.0%	9-11 81.8%						

AR 83 • 13-5, 2-2 SEC

##	Player	Total		3-Ptr		Rebounds			PF	TP	A	T	Bk	Stl	Min	
		FG	FGA	FG	FGA	Off	Def	Tot								
10	WILLIAMS, Kiara	5-7	0-0	1-2	2	1	3	3	11	0	0	0	0	0	14	
02	TOLEFREE, Alexis	3-6	3-5	0-0	0	2	2	4	9	1	0	0	0	0	14	
03	MONK, Malica	6-11	0-3	3-4	0	2	2	2	15	9	0	0	0	0	30	
14	MASON, Jaiilyn	2-6	1-2	0-0	1	3	4	1	5	2	1	1	0	0	24	
33	DUNGEE, Chelsea	3-11	2-7	2-4	0	3	3	2	10	1	1	1	0	0	24	
00	GAULDEN, A'Tyanna	1-5	0-0	2-2	1	0	1	1	4	2	0	0	1	0	9	
01	NORTHCROSS-BAKER, Ra	6-13	4-11	0-0	0	0	0	0	16	1	3	0	3	23		
13	SPANGLER, Grayce	2-2	2-2	0-0	0	0	0	0	2	6	0	2	1	1	3	
20	STOUT, Sydney	0-0	0-0	0-0	0	0	0	0	0	0	0	0	0	0	3	
22	ZIMMERMAN, Bailey	1-6	1-3	0-0	4	3	7	2	3	1	0	0	0	0	16	
24	THOMAS, Taylah	1-3	0-0	2-2	1	5	6	5	4	0	1	0	1	0	21	
30	WEAVER, Macy	0-1	0-0	0-0	1	3	4	0	0	1	0	0	0	0	5	
52	DOUMBIA, Rokia	0-4	0-2	0-0	3	4	7	5	0	0	2	0	0	0	14	
Team		3		2		5			1		1		0		1	
Totals		30-75		13-35		10-14			16		28		44		28 83	

1st FG %:	7-19 36.8%	2nd:	8-19 42.1%	3rd:	10-21 47.6%	4th:	5-18 27.8%	Game:	30-75 40.0%	Deadball	
3FG %:	2-7 28.6%	5-10 50.0%	3-7 42.9%	7-11 63.6%	13-35 37.1%	Rebounds					
FT %:	5-8 62.5%	5-8 62.5%	0-0 0.0%	0-0 0.0%	10-14 71.4%						

Officials: Scott Yarbrough, Brian Garland, Tiara Cruise

Technical fouls: Vanderbilt-None, AR-None

Attendance: 1553

Tickets Scanned: 1,192

Fouled out: Arkansas #52,Doumbia (3:14 4Q); #24,Thomas (1:33 4Q)

Score by periods	1st	2nd	3rd	4th	Total
Vanderbilt	9	11	21	21	62
AR	21	26	23	13	83

	In	Off	2nd	Fast	Bench
Points	30	6	7	2	7
VANDY	30	6	7	2	7
AR	30	27	15	10	33

Last FG - VANDY 4th-01:10, AR 4th-01:22
 Largest lead - VANDY by 2 1st-09:44, AR by 32 3rd-02:55
 VANDY led for 00:20, AR led for 38:56. Game was tied for 00:44.
 Score tied - 1 time.
 Lead changed - 1 time.



Official Basketball Box Score - Game Totals - Final Statistics
AR vs Tennessee
 01/21/19 7:02 p.m. at Knoxville, Tenn. (Thompson-Boling Arena)



AR 80 • 14-5, 3-2 SEC

##	Player	Total		3-Ptr		Rebounds			PF	TP	A	T	Bk	Stl
----	--------	-------	--	-------	--	----------	--	--	----	----	---	---	----	-----



Official Basketball Box Score - Game Totals - Final Statistics
Georgia vs AR
 01/01/19 7 p.m. at Fayetteville, Ark. (Bud Walton Arena)



Georgia 80 • 13-8, 4-4 SEC

##	Player	Total			3-Ptr			Rebounds			PF	TP	A	T	Bk	Stl	Min
		FG	FGA	FT	FTA	Off	Def	Tot	Off	Def							
04	ROBINSON, Calliya	4	8	1	1	0	1	2	7	9	3	9	1	1	0	3	24
00	COLE, Taja	4	12	0	1	4	5	0	9	9	1	12	7	5	0	2	40
02	CONNALLY, Gabby	7	13	3	5	4	4	1	3	4	1	21	8	3	1	1	38
11	CALDWELL, Maya	6	13	0	1	0	0	2	1	3	2	12	2	2	0	1	27
23	MORRISON, Que	1	2	1	1	0	0	0	3	3	4	3	1	2	0	1	15
01	JOHNSON, Donnetta	0	0	0	0	0	0	0	0	0	0	0	1	0	0	2	
03	PAUL, Stephanie	3	5	0	0	2	2	2	2	4	3	8	0	5	2	0	18
12	HUBBARD, Kaila	3	4	2	2	1	2	1	9	0	3	0	3	0	0	25	
14	STAITT, Jenna	3	5	0	0	0	0	3	3	0	6	0	0	1	0	11	
Team																	
Totals		31	62	7	11	11	15	11	33	44	15	80	19	22	4	8	200

AR 72 • 16-6, 5-3 SEC

##	Player	Total			3-Ptr			Rebounds			PF	TP	A	T	Bk	Stl	Min
		FG	FGA	FT	FTA	Off	Def	Tot	Off	Def							
01	WILLIAMS, Kiara	0	1	0	0	2	2	2	2	4	2	2	1	0	1	1	21
02	TOLEFREE, Alexis	2	6	1	4	0	0	1	1	2	5	1	3	0	0	13	
03	MONK, Malica	5	15	2	6	7	8	0	0	0	3	19	6	6	1	4	39
14	MASON, Jaliyn	2	8	0	5	0	0	6	6	4	4	1	1	0	2	37	
33	DUNGEE, Chelsea	9	18	2	4	8	8	0	2	2	3	28	1	1	2	33	
01	NORTHCROSS-BAKER, 2-7	1	6	0	0	0	3	3	3	5	1	1	0	1	0	18	
22	ZIMMERMAN, Bailey	2	6	1	2	0	0	1	3	4	1	5	0	1	1	21	
24	THOMAS, Taylah	2	3	0	0	0	2	4	6	0	4	0	0	0	3	18	
Team																	
Totals		24	64	7	27	17	18	6	22	28	18	72	11	13	5	14	200

Officials: Michael McConnell, Carla Fountain, Roy Gubeyan
 Technical fouls: Georgia-None. AR-None.
 Attendance: 1116
 Tickets Scanned: 762

Score by periods	1st	2nd	3rd	4th	Total
Georgia	18	20	24	18	80
AR	17	26	12	17	72

Points	In	Off	2nd	Fast	Bench
	Paint	T/O	Chance	Break	
Georgia	44	15	9	13	23
AR	24	27	7	14	14

Last FG - USA 4th-00:30, AR 4th-00:21.
 Largest lead - USA by 10 4th-08:28, AR by 5 2nd-01:03.
 USA led for 31:50, AR led for 03:25. Game was tied for 04:45.

Score tied - 5 times.
 Lead changed - 4 times.



Official Basketball Box Score - Game Totals - Final Statistics
#16 South Carolina vs AR
 02/03/19 4 p.m. at Fayetteville, Ark. (Bud Walton Arena)



#16 South Carolina 87 • 16-5, 8-1 SEC

##	Player	Total			3-Ptr			Rebounds			PF	TP	A	T	Bk	Stl	Min
		FG	FGA	FT	FTA	Off	Def	Tot	Off	Def							
35	JENNINGS, Alexis	5	8	0	0	0	0	5	7	12	0	10	0	2	1	2	23
01	CUEVAS-MOORE, Bianca	4	21	0	6	6	6	1	2	3	3	14	0	0	0	2	31
02	COOPER, Te'a	3	13	0	2	1	1	3	1	4	2	7	0	2	0	0	17
04	CLINEY, Doniyah	0	4	0	0	1	2	2	7	9	3	1	3	1	0	0	23
07	HARRIS, Tyasha	6	10	2	4	1	3	4	4	15	5	3	0	1	0	33	
00	PERRY, Nelly	0	2	0	1	2	0	1	1	1	1	0	1	0	0	0	9
03	HENDERSON, Destanni	7	11	3	6	2	2	4	1	19	2	1	0	0	0	23	
05	SAXTON, Victoria	7	7	0	0	5	5	4	9	0	19	1	0	3	0	20	
10	JACKSON, Bianca	0	1	0	0	0	1	1	0	0	1	0	0	1	0	7	
21	HERBERT HARRIGAN,	0	3	0	0	1	2	0	3	3	2	1	0	0	1	11	
24	GRISSETT, LeLe	0	0	0	0	0	1	1	0	0	0	0	0	1	0	3	
Team																	
Totals		32	80	5	20	18	24	20	34	54	16	87	12	11	6	5	200

AR 79 • 16-7, 5-4 SEC

##	Player	Total			3-Ptr			Rebounds			PF	TP	A	T	Bk	Stl	Min
		FG	FGA	FT	FTA	Off	Def	Tot	Off	Def							
01	WILLIAMS, Kiara	3	4	0	0	2	2	3	5	3	6	1	1	0	0	2	23
02	TOLEFREE, Alexis	1	7	0	4	0	0	0	0	0	1	2	0	1	0	2	19
03	MONK, Malica	9	19	3	9	4	4	0	4	4	3	25	3	1	0	1	40
14	MASON, Jaliyn	2	7	1	3	0	0	1	6	7	4	5	1	3	1	2	30
33	DUNGEE, Chelsea	10	21	2	5	10	11	1	4	5	3	32	3	2	2	1	33
01	NORTHCROSS-BAKER, 2-6	1	2	0	0	0	1	1	3	5	0	0	0	0	0	18	
22	ZIMMERMAN, Bailey	0	4	0	2	0	2	2	2	2	0	0	0	0	3	21	
24	THOMAS, Taylah	2	6	0	0	0	2	4	6	1	4	1	1	0	1	16	
Team																	
Totals		29	74	7	25	14	19	12	30	42	20	79	9	9	6	7	200

Officials: Bryan Enterline, Katie Lukanich, Karen Preato
 Technical fouls: #16 South Carolina-None. AR-None.
 Attendance: 1637
 Tickets Scanned: 1211

Score by periods	1st	2nd	3rd	4th	Total
#16 South Carolina	16	17	19	35	87
AR	20	19	17	23	79

Points	In	Off	2nd	Fast	Bench
	Paint	T/O	Chance	Break	
SC	42	10	19	10	40
AR	40	12	13	16	9

Last FG - SC 4th-00:41, AR 4th-00:13.
 Largest lead - SC by 9 4th-05:49, AR by 12 1st-04:08.
 SC led for 07:10, AR led for 03:15. Game was tied for 02:35.

Score tied - 1 time.
 Lead changed - 3 times.



Official Basketball Box Score - Game Totals - Final Statistics
AR vs LSU
 02/07/19 8 p.m. at Maravich Center, Baton Rouge, La.



AR 34 • 16-8, 5-5

##	Player	Total			3-Ptr			Rebounds			PF	TP	A	T	Bk	Stl	Min
		FG	FGA	FT	FTA	Off	Def	Tot	Off	Def							
10	WILLIAMS, Kiara	0	1	0	0	1	2	3	1	0	1	0	1	1	2	16	
02	TOLEFREE, Alexis	0	7	0	3	0	0	0	0	0	3	0	0	0	0	16	
03	MONK, Malica	4	13	0	0	4	7	1	0	1	2	12	0	2	0	1	34
14	MASON, Jaliyn	1	4	0	2	0	2	2	2	0	2	0	2	0	2	36	
33	DUNGEE, Chelsea	6	13	0	1	2	3	1	2	3	2	14	0	2	0	1	34
01	NORTHCROSS-BAKER, 0-2	0	2	0	0	0	1	1	0	1	1	0	2	0	1	9	
13	SPANGLER, Grayce	0	3	0	1	0	0	0	0	0	1	0	0	0	0	3	
20	STOUT, Sydney	0	0	0	0	0	1	1	0	0	0	1	0	0	0	3	
22	ZIMMERMAN, Bailey	1	3	0	1	0	0	1	4	5	0	2	0	1	0	18	
24	THOMAS, Taylah	0	0	0	0	0	2	4	6	3	0	0	4	0	0	19	
30	WEAVER, Macy	1	2	0	0	1	2	0	0	0	3	0	0	0	0	5	
52	DOUMBIA, Rokia	0	1	0	0	0	1	1	0	0	0	4	0	0	1	7	
Team																	
Totals		13	49	0	10	8	18	6	16	34	2	18	1	9	200		

LSU 71 • 14-8, 5-5

##	Player	Total			3-Ptr			Rebounds			PF	TP	A	T	Bk	Stl	Min
		FG	FGA	FT	FTA	Off	Def	Tot	Off	Def							
05	Ayana Mitchell	10	16	0	2	1	3	5	12	17	2	21	2	1	0	2	30
24	Faustine Aifuwa	3	6	0	0	0	0	2	1	3	2	6	0	0	0	0	21
02	Shanice Norton	6	11	1	1	0	0	2	3	5	2	13	3	3	0	1	36
03	Khaylia Pointer	4	9	0	0	2	3	0	6	6	2	10	8	2	0	2	36
25	Rakell Spencer	2	3	0	0	0	0	1	1	2	4	1	2	0	0	11	
01	Jailin Cherry	1	2	0	0	0	0										



Official Basketball Box Score - Game Totals - Final Statistics
AR vs No. 17 Kentucky
 02/17/19 2:02pm at Memorial Coliseum, Lexington, Ky.



AR 59 • 16-10, 5-7

##	Player	Total			3-Ptr			Rebounds			PF	TP	A	TO	Bk	Stl	Min
		FG	FGA	FT	FTA	FG	FGA	FT	FTA	Off							
10	WILLIAMS, Kiara	7	8	0	0	1	7	10	17	3	14	0	5	7	0	32	
02	TOLEFREE, Alexis	0	3	0	0	0	0	2	2	1	0	0	1	0	0	16	
03	MONK, Malica	4	11	1	6	1	2	3	10	6	1	0	0	0	0	37	
14	MASON, Jailyln	2	9	1	3	1	2	2	2	1	6	5	1	0	0	40	
33	DUNGEE, Chelsea	7	18	1	6	5	7	7	4	20	1	2	0	2	0	37	
00	GAULDEN, A'Tyanna	0	1	0	0	0	0	1	0	0	0	0	0	1	3		
01	NORTHCROSS-BAKER,	1	3	1	3	0	0	0	0	3	0	0	0	1	17		
22	ZIMMERMAN, Bailey	1	1	0	0	2	0	0	0	0	4	1	0	0	10		
24	THOMAS, Taylah	0	1	0	0	2	2	0	2	1	2	0	2	1	0	8	
Team		1		2		3		3									
Totals		22	55	4	21	11	15	11	25	36	16	59	12	13	8	4	200

1st - FG %:	41.7	33.3%	2nd:	7.14	50.0%	3rd:	6.18	37.5%	4th:	9.12	41.7%	Game:	22.55	40.2%	Deadball	
3FG %:	1.4	16.7%	1-4	25.0%	1-6	16.7%	1-5	20.0%	1-5	20.0%	4-21	19.0%	Rebounds			
FT %:	5.4	62.5%	4-5	80.0%	0-0	0.0%	3-4	50.0%	11-15	73.3%	2					

No. 17 Kentucky 61 • 21-5, 8-4

##	Player	Total			3-Ptr			Rebounds			PF	TP	A	TO	Bk	Stl	Min
		FG	FGA	FT	FTA	FG	FGA	FT	FTA	Off							
03	McKinney, KeKe	1	9	0	3	0	2	3	6	0	2	1	1	1	1	27	
14	Wyatt, Tatiana	2	7	0	2	0	0	1	1	3	4	0	2	1	0	16	
04	Morris, Maci	2	11	1	4	6	0	3	3	1	11	2	2	1	0	33	
10	Allen, Rhyne	7	15	3	8	1	2	7	14	4	18	4	1	1	3	35	
24	Murray, Taylor	7	14	0	1	2	6	3	4	7	2	16	2	1	0	36	
05	Green, Blair	2	5	0	0	0	2	3	5	1	4	0	2	0	0	24	
12	Paschal, Amanda	1	1	0	0	0	0	0	0	2	0	0	0	0	0	9	
21	Anyagalibo, Ogechi	0	3	0	0	0	0	1	2	0	0	0	0	0	0	6	
32	Roper, Jaida	1	2	0	0	2	4	0	0	1	4	1	0	0	0	14	
Team		5		2		7		7									
Totals		23	67	4	18	11	22	21	24	45	14	61	10	9	4	5	200

1st - FG %:	9.21	42.9%	2nd:	2.16	12.5%	3rd:	6.18	44.4%	4th:	4.12	33.3%	Game:	23.67	34.3%	Deadball	
3FG %:	2.4	50.0%	1-4	25.0%	1-4	25.0%	0-2	0.0%	4-18	22.2%	1-5	20.0%	Rebounds			
FT %:	2.2	100.0%	3-4	50.0%	0-0	0.0%	0-4	42.9%	9-14	64.3%	11-22	50.0%	2			

Officials: Cameron Inouye, Meadow Overtstreet, Douglas Knight
 Technical fouls: AR-None, No. 17 Kentucky-None.
 Attendance: 5680

Score by periods	1st	2nd	3rd	4th	Total
AR	14	19	13	13	59
No. 17 Kentucky	22	8	17	14	61

Points	In	Off	2nd	Fast
Paint	Paint	T/O	Chance	Break
AR	24	10	14	2
UK	30	10	13	4

Last FG - AR 4th-00:22, UK 4th-00:03.
 Largest lead - AR by 4 2nd-00:00, UK by 8 1st-00:09.
 AR led for 10:06, UK led for 27:14. Game was tied for 02:39.

Score tied - 6 times.
 Lead changed - 2 times.



Official Basketball Box Score - Game Totals - Final Statistics
AR vs Georgia
 2/21/19 7 p.m. ET at Athens, Ga. - Stegeman Coliseum



AR 83 • 16-11, 5-8 SEC

##	Player	Total			3-Ptr			Rebounds			PF	TP	A	TO	Bk	Stl	Min
		FG	FGA	FT	FTA	FG	FGA	FT	FTA	Off							
10	WILLIAMS, Kiara	7	10	0	0	1	2	3	4	7	3	15	1	0	2	24	
02	TOLEFREE, Alexis	7	14	3	8	0	1	2	2	4	4	17	1	0	0	27	
03	MONK, Malica	3	8	0	3	0	0	1	1	2	4	6	3	2	0	24	
14	MASON, Jailyln	3	9	0	5	0	0	1	2	3	4	6	2	1	0	31	
33	DUNGEE, Chelsea	4	15	1	4	9	12	2	4	6	4	18	2	5	0	37	
00	GAULDEN, A'Tyanna	6	7	0	0	0	0	2	2	0	12	3	4	0	0	16	
01	NORTHCROSS-BAKER,	3	8	0	0	0	0	4	4	3	9	0	0	0	2	17	
22	ZIMMERMAN, Bailey	0	0	0	0	0	0	0	0	0	1	0	1	0	0	8	
24	THOMAS, Taylah	0	1	0	0	0	0	1	3	4	0	0	1	0	0	16	
Team		0		2		2		2									
Totals		33	72	7	28	10	15	12	22	34	23	83	13	14	2	8	200

1st - FG %:	9.17	52.9%	2nd:	7.18	38.9%	3rd:	5.16	31.3%	4th:	13.21	57.1%	Game:	33.72	48.8%	Deadball	
3FG %:	3.9	33.3%	2-9	22.2%	1-5	20.0%	1-5	20.0%	7-29	24.1%	6-17	35.3%	Rebounds			
FT %:	0-0	0.0%	1-2	50.0%	5-6	83.3%	4-7	57.1%	10-15	66.7%	2					

Georgia 93 • 16-10, 7-6 SEC

##	Player	Total			3-Ptr			Rebounds			PF	TP	A	TO	Bk	Stl	Min
		FG	FGA	FT	FTA	FG	FGA	FT	FTA	Off							
04	ROBINSON, Calliya	8	14	0	2	5	1	10	11	3	21	5	3	3	2	33	
11	CALDWELL, Maya	4	6	0	0	4	5	1	3	4	2	12	1	2	0	19	
00	COLE, Talja	5	11	0	2	4	1	6	7	4	12	8	4	0	3	40	
02	CORNALL, Gabby	5	8	2	4	2	4	0	1	1	14	3	4	0	1	24	
23	MORRISON, Que	5	7	3	5	3	4	0	4	4	2	16	1	2	0	37	
01	JOHNSON, Donetta	3	8	0	3	1	2	3	0	3	0	7	0	0	0	15	
03	PAUL, Stephanie	2	6	0	0	4	3	2	5	1	8	0	0	0	0	16	
12	HUBBARD, Kaia	0	0	0	0	0	0	0	0	0	0	1	0	0	0	3	
14	STAITI, Jenna	1	5	1	1	0	2	3	5	1	3	0	1	2	0	13	
Team		1		1		2		2									
Totals		33	65	6	17	21	28	12	30	42	17	93	19	16	5	10	200

1st - FG %:	9.17	52.9%	2nd:	9.20	45.9%	3rd:	5.15	40.0%	4th:	9.13	59.2%	Game:	33.65	50.8%	Deadball	
3FG %:	1.5	20.0%	2-4	50.0%	1-5	20.0%	2-3	66.7%	6-17	35.3%	6-17	35.3%	Rebounds			
FT %:	3-3	100.0%	3-4	75.0%	6-7	85.7%	8-14	57.1%	11-28	39.3%	11-28	39.3%	2			

Officials: Dee Karter, Dawn Marsh and Amy Bonner
 Technical fouls: AR-TEAM, Georgia-None.
 Attendance: 3317

Score by periods	1st	2nd	3rd	4th	Total
AR	21	17	16	29	83
Georgia	22	23	19	29	93

Points	In	Off	2nd	Fast
Paint	Paint	T/O	Chance	Break
AR	40	21	12	11
UGA	44	19	19	8

Last FG - AR 4th-00:43, UGA 4th-01:28.
 Largest lead - AR by 4 2nd-09:05, UGA by 16 3rd-05:18.
 AR led for 05:45, UGA led for 31:22. Game was tied for 02:33.

Score tied - 5 times.
 Lead changed - 12 times.



Official Basketball Box Score - Game Totals - Final Statistics
Ole Miss vs AR
 02/24/19 3 p.m. at Fayetteville, Ark. (Bud Walton Arena)



Ole Miss 61 • 9-19, 3-11 SEC

##	Player	Total			3-Ptr			Rebounds			PF	TP	A	TO	Bk	Stl	Min
		FG	FGA	FT	FTA	FG	FGA	FT	FTA	Off							
10	Muhate, Cecilia	0	1	0	0	0	0	1	1	5	0	2	2	1	0	23	
33	Salter, La'Karis	4	8	0	1	3	0	6	6	0	11	2	4	0	0	24	
02	Reid, Mimi	3	6	0	1	4	6	1	0	1	4	10	6	2	0	35	
05	Allen, Crystal	4	12	3	6	1	2	2	3	5	2	12	0	4	0	29	
23	Sessom, Shandricka	3	16	1	11	2	2	1	3	4	1	9	0	1	0	29	
00	Crawford, Gabby	2	3	0	0	2	2	2	6	0	4	1	0	0	0	18	
20	Matthews, Mahogany	0	2	0	0	1	2	2	4	2	1	0	1	0	1	11	
21	Smith, Taylor	3	4	0	0	0	3	0	3	0	6	0	2	0			



Official Basketball Box Score - Game Totals - Final Statistics
AR vs No. 19 Texas A&M
 03/03/19 4 p.m. at College Station, Texas (Reed Arena)



AR 53 • 17-13, 6-10 SEC

##	Player	Total		3-Ptr		Rebounds			PF	TP	A	TO	Blk	Stl	Min
		FG-FGA	FG-FTA	FT-FTA	Off	Def	Tot								
02	TOLEFREE, Alexis	3-14	3-13	0-0	0	6	6	1	9	0	2	0	1	29	
03	MONK, Malica	4-9	2-3	3-4	2	2	4	0	13	1	1	0	1	28	
10	WILLIAMS, Kiara	2-3	0-0	0-0	0	4	4	4	4	0	0	1	0	22	
14	MASON, Jaliyn	1-9	0-6	0-0	0	2	2	0	2	3	0	1	0	24	
33	DUNGEE, Chelsea	4-12	2-3	5-6	2	4	6	3	15	4	3	0	0	37	
00	GAULDEN, A'Tyanna	3-5	1-1	0-0	1	1	2	2	7	2	3	0	2	12	
01	NORTHCROSS-BAKER,	1-4	1-2	0-0	0	2	2	0	3	0	1	0	0	18	
20	STOUT, Sydney	0-0	0-0	0-0	0	0	0	0	0	0	0	0	0	1	
22	ZIMMERMAN, Bailey	0-1	0-1	0-0	1	0	1	2	0	0	2	0	0	10	
24	THOMAS, Taylah	0-2	0-0	0-0	1	3	4	3	0	1	0	1	1	18	
52	DOUMBIA, Rokia	0-0	0-0	0-0	0	0	0	1	0	0	0	0	0	1	
	Team				1	1	2								
	Totals	18-59	9-29	8-10	8	25	33	16	53	11	12	3	5	200	

1st - FG %: 6-14 42.9% 2nd: 3-14 21.4% 3rd: 6-14 42.9% 4th: 3-17 17.6% Game: 18-59 30.3% Deadball Rebounds: 1
 3FG %: 2-8 25.0% 2-10 20.0% 3-6 50.0% 2-8 25.0% 0-9 0.0% 0-9 0.0%
 FT %: 0-0 0.0% 4-4 100.0% 3-4 75.0% 1-2 50.0% 6-10 60.0%

No. 19 Texas A&M 66 • 23-6, 12-4 SEC

##	Player	Total		3-Ptr		Rebounds			PF	TP	A	TO	Blk	Stl	Min
		FG-FGA	FG-FTA	FT-FTA	Off	Def	Tot								
03	Carter, Chenedy	11-18	1-4	1-2	3	3	6	2	24	1	3	1	4	31	
04	Washington, Shambria	4-13	0-2	0-2	3	5	8	2	8	9	6	1	0	39	
11	Wells, Kayla	2-10	0-4	4-7	0	3	3	1	8	2	2	0	0	32	
21	Jones, N'dea	6-10	0-1	1-2	5	11	16	1	13	2	2	1	1	35	
40	Johnson, Ciera	3-6	0-0	1-1	0	6	6	2	7	2	1	2	1	32	
00	Ellison, Aja	0-1	0-0	0-0	1	1	2	0	0	1	0	0	0	4	
14	Walton, Jada	1-3	0-0	1-2	2	2	4	1	3	3	0	1	0	17	
15	Williams, Jasmine	0-0	0-0	0-0	0	0	0	0	0	0	0	0	0	2	
34	Martin, Caylinne	1-5	0-0	1-2	1	2	3	1	3	0	0	0	1	8	
	Team				4	1	5								
	Totals	28-66	1-11	9-18	19	34	53	10	66	20	14	6	7	200	

1st - FG %: 9-19 47.4% 2nd: 10-18 55.6% 3rd: 7-18 38.9% 4th: 3-11 27.3% Game: 28-66 42.4% Deadball Rebounds: 3
 3FG %: 1-5 20.0% 0-3 0.0% 0-3 0.0% 0-6 0.0% 1-11 9.1% 0-9 0.0%
 FT %: 1-2 50.0% 3-5 60.0% 0-2 0.0% 0-9 0.0% 0-9 0.0%

Officials: Dee Kanber, Jennifer Rezac, Roy Gulbeyan
 Technical fouls: AR-None. No. 19 Texas A&M-None.
 Attendance: 3609

Score by periods	1st	2nd	3rd	4th	Total
AR	14	12	18	9	53
No. 19 Texas A&M	18	23	14	11	66

Points	In	Off	2nd	Fast
	Paint	T/O	Chance	Break
AR	12	10	5	3
TAMU	38	17	19	6

Last FG - AR 00:01:18, TAMU 4th-03:20.
 Largest lead - AR by 4 1st-05:51, TAMU by 17 2nd-00:28.
 AR led for 02:45, TAMU led for 34:18. Game was tied for 02:57.

Score tied - 3 times.
 Lead changed - 2 times.



Official Basketball Box Score - Game Totals - Final Statistics
ARKANSAS vs GEORGIA
 03/07/19 6:02 PM at BON SECOURS WELLNESS ARENA-GREENVILLE, SC



ARKANSAS 86 • 18-13

##	Player	Total		3-Ptr		Rebounds			PF	TP	A	TO	Blk	Stl	Min
		FG-FGA	FG-FTA	FT-FTA	Off	Def	Tot								
10	Williams, Kiara	r 5-8	0-0	2-2	2	3	5	3	12	0	1	1	2	25	
02	Tolefree, Alexis	9 5-9	2-5	1-1	1	4	5	3	13	1	2	0	1	36	
03	Monk, Malica	9 5-11	0-1	0-0	0	1	1	1	10	5	2	0	0	30	
14	Mason, Jaliyn	9 4-5	4-4	0-0	0	1	1	0	12	1	0	0	1	36	
33	Dungee, Chelsea	9 10-16	1-5	10-12	0	2	2	2	31	2	1	0	1	36	
00	Gaulden, A'Tyanna	0-3	0-0	2-2	0	0	0	0	2	4	0	0	0	12	
01	Northcross-Baker, Ra	0-0	0-0	0-0	0	2	2	0	0	0	0	0	0	6	
22	Zimmerman, Bailey	0-1	0-1	0-0	0	1	1	0	0	0	0	0	1	4	
24	Thomas, Taylah	3-4	0-0	0-0	1	1	2	2	6	0	2	0	0	15	
	Team				3	2	5								
	Totals	32-57	7-16	15-17	7	17	24	11	86	13	9	1	6	200	

1st - FG %: 10-18 55.6% 2nd: 8-12 66.7% 3rd: 9-16 56.3% 4th: 5-11 45.5% Game: 32-57 56.1% Deadball Rebounds: 0,2
 3FG %: 2-5 40.0% 1-4 25.0% 3-5 60.0% 1-2 50.0% 7-26 42.3%
 FT %: 3-3 100.0% 6-4 100.0% 4-5 80.0% 2-3 66.7% 15-17 88.2%

GEORGIA 76 • 18-12

##	Player	Total		3-Ptr		Rebounds			PF	TP	A	TO	Blk	Stl	Min
		FG-FGA	FG-FTA	FT-FTA	Off	Def	Tot								
04	Robinson, Caliya	r 8-10	2-2	1-2	5	4	9	2	19	1	3	3	0	31	
00	Cole, Taja	9 7-19	2-4	1-2	3	4	7	2	17	10	1	0	0	40	
02	Connally, Gabby	9 2-8	1-5	0-0	0	1	1	2	5	2	4	0	0	36	
11	Caldwell, Maya	9 3-7	0-1	0-0	2	1	3	1	6	0	1	0	1	11	
23	Morrison, Que	9 4-8	0-1	2-2	2	3	5	3	10	2	1	0	0	29	
03	Paul, Stephanie	5-7	0-0	1-5	5	2	7	2	11	0	0	0	1	29	
10	Hose, Caitlin	0-3	0-2	0-0	0	1	1	0	0	0	0	0	0	5	
12	Hubbard, Kaila	2-6	0-4	0-0	1	0	1	4	0	1	0	0	0	10	
14	Stait, Jenna	2-2	0-0	0-0	0	2	2	2	4	0	1	0	0	9	
	Team				1	1	2								
	Totals	33-70	5-19	5-11	19	19	38	15	76	15	12	3	2	200	

1st - FG %: 9-20 45.0% 2nd: 7-18 38.9% 3rd: 10-15 66.7% 4th: 3-17 41.2% Game: 33-70 47.1% Deadball Rebounds: 5,1
 3FG %: 1-7 14.3% 1-6 16.7% 1-1 100.0% 2-5 40.0% 5-19 26.3%
 FT %: 1-2 50.0% 0-2 0.0% 3-4 75.0% 1-3 33.3% 5-11 45.5%

Officials: MARK ZERTZ, BRIAN GARLAND, AMY BONNER
 Technical fouls: ARKANSAS-None. GEORGIA-None.
 Attendance:

Score by periods	1st	2nd	3rd	4th	Total
ARKANSAS	25	23	25	13	86
GEORGIA	20	15	24	17	76

Points	In	Off	2nd	Fast
	Paint	T/O	Chance	Break
AR	36	14	9	8
UGA	44	15	19	0

Last FG - AR 4th-03:32, UGA 4th-00:22.
 Largest lead - AR by 19 3rd-01:09, UGA by 4 1st-09:21.
 AR led for 37:44, UGA led for 01:08. Game was tied for 01:08.

Score tied - 2 times.
 Lead changed - 1 time.