



UAB Women's Basketball

WBB Contact: Abby Vinson | avinson1@uab.edu | (205) 541-1751 | @AbbyLVinson

2018-19 Schedule & Results

Overall: 25-6 | C-USA: 12-4

Home: 12-2 | Away: 10-2 | Neutral: 3-2

OCTOBER

Date	Opponent	Time
30	Miles College (Exh.)	W, 95-53

NOVEMBER

Date	Opponent	Time
3	Young Harris (Exh.)	W, 101-37
9	Appalachian State	W, 80-61
15	Memphis	W, 85-54
20	at Chicago State	W, 90-45
22	vs. Oklahoma (1)	W, 89-84
24	vs. Tennessee (1)	L, 73-69 (OT)
28	Alabama A&M	W, 82-47
30	Alcorn State	W, 80-53

DECEMBER

Date	Opponent	Time
5	at Samford	W, 66-41
8	McNeese State	W, 91-48
16	at Alabama State	W, 62-47
20	vs. Coppin State (2)	W, 86-61
21	at FGCU (2)	W, 62-60
30	UAH	W, 83-58

JANUARY

Date	Opponent	Time
3	at Florida Atlantic*	W, 89-64
5	at FIU*	W, 83-59
10	Louisiana Tech* (ESPN+)	L, 73-68
12	Southern Miss*	W, 71-60
17	at UTEP*	W, 74-48
19	at UTSA*	W, 59-42
24	North Texas*	W, 70-60
26	No. 25 Rice*	L, 55-43

FEBRUARY

Date	Opponent	Time
2	at Middle Tennessee*	L, 60-44
7	at Old Dominion* (ESPN+)	W, 69-61
9	at Charlotte* (ESPN+)	L, 60-56
14	Marshall*	W, 77-59
16	WKU* (ESPN+)	W, 70-63
23	Middle Tennessee*	W, 77-72 (OT)

FEBRUARY

Date	Opponent	Time
2	UTEP*	W, 68-45
7	at Louisiana Tech*	W, 95-69
14	vs. Charlotte 3	W, 70-55
15	vs. Middle Tennessee 3	L, 75-65
21	vs. Troy 4	W, 93-89
22	vs. Arkansas 5	2 p.m.

* - Denote C-USA Game | Home games listed in **BOLD** | All time listed central |

1 - Junkanoo Jam (Bimini, Bahamas) | 2 - FGCU Tournament (Fort Myers, Fla.) |

3 - Irving, Texas | 4 - WNIT

Game

33

UAB Blazers (26-6, 12-4 C-USA)

vs. Arkansas Razorbacks (21-14, 6-10 SEC)

MARCH 24 | BUD WALTON ARENA | FAYETTEVILLE, ARK.

UAB BLAZERS



Broadcast
WatchESPN+
Live Stats ..ArkansasRazorbacks.com
Tickets ArkansasRazorbacks.com
 Bud Walton Arena Ticket Office

ARKANSAS RAZORBACKS



Series UAB, 1-0
Longest Win Streak UAB, 1
Largest UAB Win . 34, 1/16/81
Last Meeting UAB, 82-48
Norton vs Arkansas 0-0

Head Coach Randy Norton
Record at UAB 117-72/Sixth
Career Record Same
Points Leader Childress, 14.0
Rebounds Leader Vendrell, 5.4
Assists Leader Barnes, 157
Steals Leader Vendrell, 32

Head Coach Mike Neighbors
Record at Arkansas 34-32/Second
Career Record 132-73/Sixth
Points Leader Dungee, 20.7
Rebounds Leader Williams, 6.6
Assists Leader Monk, 113
Steals Leader Tolefree, 50

PROJECTED STARTING FIVE



BARNES

PPG: 11.2
 RPG: 2.0
 AST: 4.9
 STL: 0.9
 MIN: 34.5



KUZMANIC

PPG: 12.9
 RPG: 5.3
 AST: 4.4
 STL: 0.8
 MIN: 33.7



CHILDRESS

PPG: 14.0
 RPG: 3.5
 AST: 1.4
 STL: 0.4
 MIN: 31.9



VENDRELL

PPG: 4.4
 RPG: 5.4
 AST: 2.9
 STL: 1.0
 MIN: 22.1



THOMAS

PPG: 12.6
 RPG: 5.1
 AST: 0.2
 STL: 0.5
 MIN: 18.5

BLAZER BITES

- UAB is in its 41st season of basketball and owns a 652-566 (.536) overall record.
- UAB's win over Charlotte in the C-USA Tournament gave the Blazers their 25th win of the season, marking the first consecutive 25+ win seasons in program history. The Green and Gold enter the WNIT three wins shy of setting the school record for victories in a season.
- UAB is making its second trip the WNIT in as many years, marking the first time the Green and Gold have made consecutive postseason trips since the 1999-00, 2000-01 seasons. The Blazers advanced to the second round of tournament with a 93-89 victory over Troy in the first round.
- Rachael Childress was named to the First-Team All-Conference USA squad. The junior led the Blazers in scoring, averaging 14.0 points per contest and is one of the nation's leaders in 3-point field goals and 3-pointers per game.
- Junior point guard Miyah Barnes was named to the Conference USA All-Tournament team after averaging 21.0 points per contest over two games. The Memphis native combined for 42 points, including a career-best five made triples in the Blazers' win over Charlotte, helping UAB reach the semifinals.

GENERAL INFORMATION

Location Birmingham, Ala.
 Founded 1969
 Enrollment 21,923
 President..... Dr. Ray Watts
 Athletics Director..... Mark Ingram
 Nickname Blazers
 Colors Forest Green and Old Gold
 Conference..... Conference USA

BASKETBALL HISTORY

First Season 1978-79
 All-Time Record 654-566
 NCAA Tournament Appearances 2
 Last 2000, Sweet 16
 WNIT Appearances 6
 Last 2018, Second Round
 WBI Appearances 1
 Last 2011, Champion

COACHING STAFF

Head Coach Randy Norton, Sixth
 Alma Mater Iowa, 1986
 Record at UAB 117-72
 Overall Record Same
 Associate Head Coach Taren Martin, Sixth
 Assistant Coach Dodie Dunson, First
 Assistant Coach Reagan Miller, Third
 Director of Operations..... Kayla Alexander, Third
 Graduate Assistant..... Ben Hardiman, Second

2017-18 REVIEW

Overall Record 27-7
 C-USA Record..... 13-3
 C-USA Tournament Championship
 L, 72-57
 WNIT Second Round
 L, 91-47

2018-19 PREVIEW

Starters Returning/Lost..... 4/1
 Letterwinners Returning/Lost..... 6/2
 Newcomers..... 4

MEDIA RELATIONS

Associate AD-Communications Ted Feeley
 Assistant Director TBA
 Athletic Communications Associate Shane Switzer
 Athletic Communications Associate
 WBB Abby Vinson
 E-Mail avinson1@uab.edu
 Cell (205) 541-1751
 Office..... (205) 934-0722
 Mailing Address 617 13th Street South
 Bartow Arena West Tower 105
 Birmingham, AL, 35294



Front to Back, Left to Right: Emily Frasco, Margaret Whitley, Lea Kerstein, Maya Garland, Head Coach Randy Norton, Deanna Kuzmanic, Miyah Barnes, Rachael Childress, Audrey Jordan, Randy Townner, Dodie Dunson, Kayla Alexander, Reagan Miller, Sara Rosenfeldt, Katelynn Thomas, Talia Roldan, Angela Vendrell, Trista Magee, Imani Johnson, Taren Martin, Stephanie Magee, Ben Hardiman

ROSTER

No.	Name	Pos.	Ht.	Yr.	Hometown/Previous School
0	Miyah Barnes	G	5-5	Jr.	Memphis, Tenn./Central
1	Margaret Whitley	G	5-8	Fr.	Geneva, Ill./Geneva
3	Angela Vendrell	G	6-2	Jr.	Alicante, Spain/CB Claret Benimaclet
4	Talia Roldan	F	6-4	So.	Griffith, Ind./Andean
5	Emily Frasco	G	5-11	Fr.	Mount Prospect, Ill.
10	Sara Rosenfeldt	F	6-0	Fr.	St. Charles, Ill./St. Charles East
12	Trista Magee	G	6-1	RS-Jr.	Ellisville, Miss./Alabama
13	Katelynn Thomas	F	6-0	Jr.	Birmingham, Ala./Shades Valley
20	Deanna Kuzmanic	G	5-9	Sr.	Mount Prospect, Ill./Wheeling
22	Maya Garland	G	5-8	RS-Sr.	River Forest, Ill./Fenwick
23	Lea Kerstein	G	5-8	RS-So.	West Chicago, Ill./Montini
24	Audrey Jordan	G	5-10	Fr.	Kennesaw, Ga./Harrison
32	Rachael Childress	F	5-10	Jr.	Moulton, Ala./Lawrence County
34	Imani Johnson	F	6-0	Jr.	Southaven, Miss./Desoto Central

STAFF

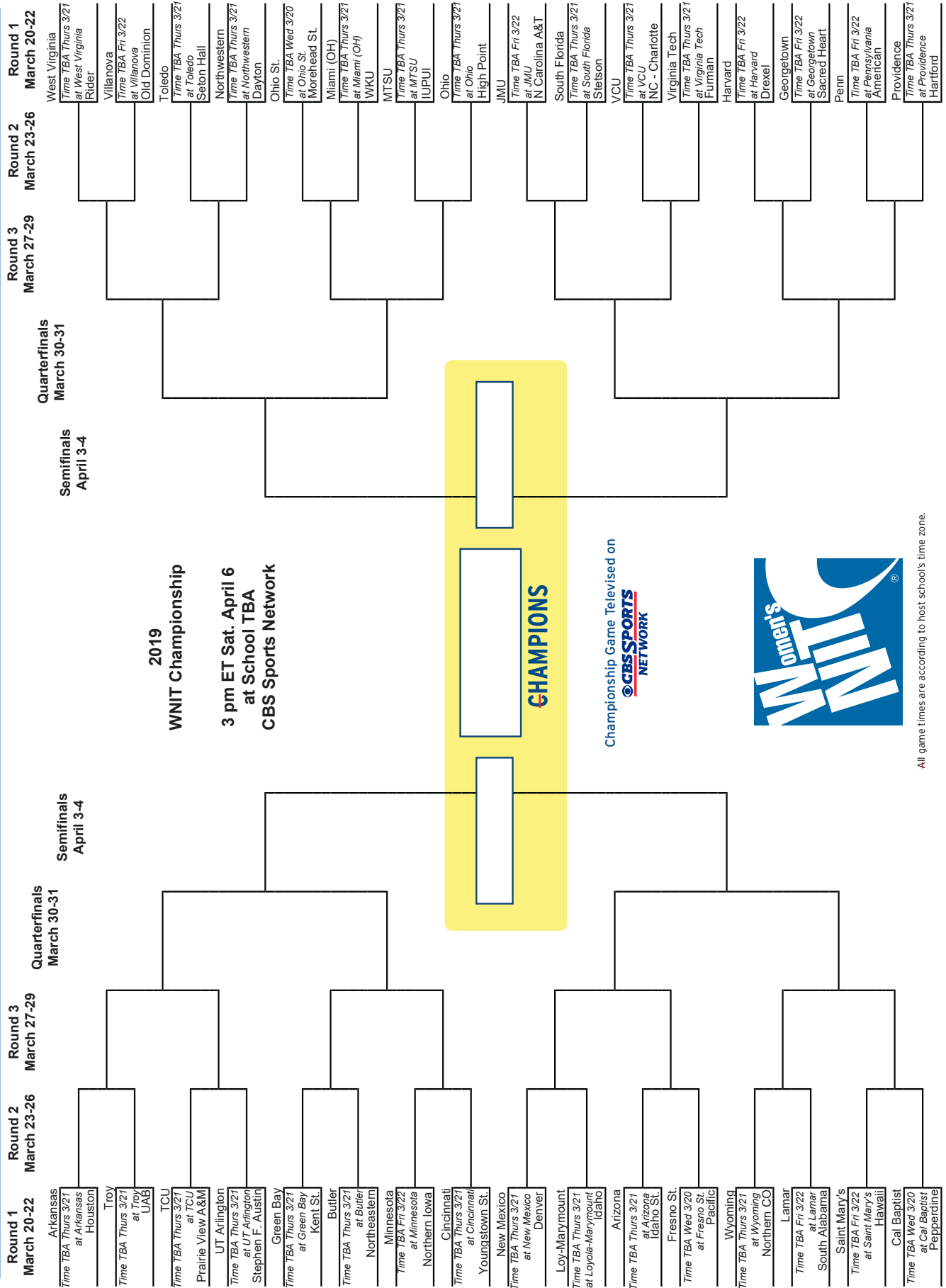
Randy Norton	Head Coach (Sixth Season)
Taren Martin	Associate Head Coach (Sixth Season)
Dodie Dunson	Assistant Coach (First Season)
Reagan Miller	Assistant Coach (Third Season)
Kayla Alexander	Director of Operations (Second Season)
Ben Hardiman	Graduate Assistant (Second Season)
Mel Robinson	Interim Athletic Trainer (First Season)
Randy Townner	Strength and Conditioning (First Season)

PRO-NUN-C-AY-TION GY-IDE

No.	Name	Pronunciation
0	MIYAH Barnes	MY-uh Barnes
4	TALIA ROLDAN	tuh-LEE-uh ROLL-dawn
12	Trista MAGEE	MUH-gee
20	Deanna KUZMANIC	KOOZ-man-IC
23	Lea KERSTEIN	cur-STYNE
34	IMANI Johnson	uh-MAH-knee



2019 Women's National Invitation Tournament
WNIT
Produced by TRIPLE CROWN



MEDIA INFORMATION

Media Credentials

All requests for working media, radio, television or photo credentials should be made in writing to by sports editors or sports directors of accredited media outlets to women's basketball contact Abby Vinson. All requests should be made as early as possible and should be limited to working media only. Requests made within 24 hours of the game may not be considered. All credential requests should be sent via email to Abby Vinson, UAB women's basketball contact, at avinson1@uab.edu. Credentials can be picked up prior to game day in the media relations office and will be available for day-of-game pickup at the will call window of the main entrance to Bartow Arena.

Weekly Interviews

Head coach Randy Norton and UAB players will be made available for interviews in person or by telephone on a regular basis during the season. All interviews with UAB student-athletes must be coordinated through the media relations office and requested at least 24 hours in advance. Please direct all interview requests to UAB women's basketball contact Abby Vinson at (205) 541-1751 or avinson1@uab.edu.

Bartow Arena Media Room

The Bartow Arena Media Room opens two hours prior to game time. For stand alone women's games, meals will be served 60 minutes before game time to tip-off. Media credentials are required to enter the media room and for meals. Media information sheets, game notes and flip cards are provided to all media members at their courtside sets prior to the game and are also available in the working portion of the media room. Final statistics books will be available after the game. Complimentary wireless Internet is available on press row and in the Bartow Arena Media Room.

Postgame Interviews

UAB is committed to a policy of equal access for both male and female reporters and photographers, therefore, the UAB locker room is closed to the media. Interviews with head coach Randy Norton and players will be conducted following the NCAA-mandated 10 minute cooling-off period.

BARTOW ARENA



• Bartow Arena is in its 30th season as the home court for the women's basketball, men's basketball and volleyball teams.

• Bartow Arena has afforded the Blazers a solid home court advantage, as UAB posts a 288-154 (.649) record in the building.

• The arena was dedicated on December 3, 1988. The first win for the Blazers came on December 6, 1988, against Southern University, 66-64. The facility was renamed Bartow Arena on January 25, 1997.

• Bartow Arena is a spacious 18,000 square-foot floor space with lower level seats retracted, enough room for three full courts (basketball or volleyball).

• With a maximum capacity of 8,500, Bartow Arena has 6,500 permanent seats and 2,000 retractable.

• Over the years, improvements have been made, such as state-of-the-art video boards, administrative office towers annexes, a new locker room for football, a new paint scheme for both the permanent and portable floors, and major renovations to the Green and Gold and Champions Club rooms.

• Bartow Arena was the site of the 1991 Sun Belt Women's Tournament and the 1996 Conference USA Women's Championship. The Conference USA Tournament returned to Bartow Arena from 2015-2017.

TRACKING OPPONENTS

Team	Result	Record
App State	W, 80-61	18-14
Memphis	W, 85-54	11-20
Chicago State	W, 90-45	2-28
Oklahoma	W, 89-84	8-22
Tennessee	L, 73-69 (OT)	19-12
Alabama A&M	W, 82-47	13-17
Alcorn State	W, 80-53	4-26
Samford	W, 66-41	10-20
McNeese State	W, 91-48	7-22
Alabama State	W, 62-47	11-19
Coppin State	W, 86-41	5-25
FGCU	W, 62-60	28-4
UAH	W, 83-58	14-13
Florida Atlantic	W, 89-64	5-25
FIU	W, 83-59	5-24
Louisiana Tech	L, 73-68	14-16
Southern Miss	W, 71-60	17-13
UTEP	W, 74-48	9-22
UTSA	W, 59-42	7-21
North Texas	W, 70-60	15-15
Rice	L, 55-43	28-3
Middle Tennessee	L, 60-44	22-10
Old Dominion	W, 69-61	21-9
Charlotte	L, 60-56	18-12
Marshall	W, 77-59	16-14
WKU	W, 70-63	18-14
Middle Tennessee	W, 77-72 (OT)	22-10
UTEP	W, 68-45	9-22
Louisiana Tech	W, 95-69	14-16

WEEKLY PLANNER

Most practices are open to the media. Time are subject to change.

SUNDAY March 24	MONDAY March 25	TUESDAY March 26	WEDNESDAY March 27	THURSDAY March 28	FRIDAY March 29	SATURDAY March 23
8 a.m. Shootaround	No appointments	No appointments	No appointments	No appointments	No appointments	3:30 p.m. Practice
2 p.m. Beat Arkansas						Interviews by request
Postgame Interviews						





HEAD COACH RANDY NORTON

Sixth Season
Iowa, 1986

Since Norton arrived on campus in 2013, he has made it his goal to instill a championship mentality in his players, both on and off the court.

Over the course of the past five seasons, he has guided the Blazers to five-straight 15-or-more-win seasons, including a record-setting 27-7 overall record and a 13-3 conference record during the 2017-18 campaign.

That championship mentality paid he dividends the past season as the Blazers claimed the programs first-ever Conference USA Regular Season Championship, while he was named the 2017-18 C-USA Coach of the Year.

Norton Nuggets

- 117-72 overall record in five seasons
- 2017-18 Conference USA Coach of the Year
- Guide the team to its first-ever Conference USA Regular Season title
- Coached eight All-Conference USA Team members, including four first-team selections in Karisma Chapman (2013-14), Janae Smith (2014-15), Rachael Childress (2017-18) and Deanna Kuzmanic (2017-18)
- Norton has seen three players earn Conference USA All-Freshman Team honors, including Rachael Childress who was named the 2016-17 C-USA Freshman of the Year
- Responsible for three of UAB's five largest wins inside Bartow Arena (Miles, 106-48, 12/28/16, Tuskegee, 105-50, 12/30/17, and Mississippi Valley State, 80-33, 12/05/15)

2017-18

- Guided the Blazers to their first-ever Conference USA Regular Season title, the program's first title since winning the 1993-94 Great Midwest Regular Season crown
- Named Conference USA Coach of the Year, the first UAB coach to garner the recognition in the C-USA era and the first Coach of the Year award winner since Jeannie Milling earned Sun Belt Coach of the Year honors in 1989-90
- UAB recorded the most wins in program history with a 27-7 overall record, while their 13-3 record in C-USA play was the most in conference wins in school history
- Helped UAB earn its first 20-win season since 2010-11 and the ninth all-time
- Finished 72 in the women's basketball RPI and remained in the top-100 throughout conference play for the first time in program history
- Coached the Green and Gold to their first appearance in the postseason since the 2010-11 season
- Guided UAB to its first postseason victory since winning

the WBI title game, 68-60, over Cal State Bakersfield on March 27, 2011 and its first win in the WNIT since an 81-77 decision over Davidson on March 15, 2007 with its 60-50 win over Chattanooga

- Saw the team break multiple school records, including made 3-pointers in a season (267), 3-point field goal percentage (37.6), assists (590), assist/turnover ratio (1.5), while breaking single-game school records in made 3-pointers (17) and assists (34)
- Three All-Conference USA players in Rachael Childress (first team), Deanna Kuzmanic (first team) and Miyah Barnes (first team)
- Rachael Childress earned Conference USA Player of the Week (02/05/18) as well as National Player of the Week as part of the NCAA Starting Five (02/07/18)
- Deanna Kuzmanic was named to the Academic All-Conference team for the second time in her career, becoming the third player in program history to garner the recognition twice. She also was named to the CoSIDA Academic All-District 4 team, the second player in program history to do so
- Under Norton, Kuzmanic became the 28th member of UAB's 1,000-point club with a career-high 35 points against Louisiana Tech on Feb. 24

2016-17

- The Blazers shot a UAB record 37.3 percent from the 3-point line
- UAB drained 218 3-pointers, the second most by a team in a single season in program history
- The Blazers connected on 187 3-pointers in league action, breaking the C-USA record for 3-pointers made by a team in a single season
- UAB's 37.3 percent from beyond the arc in league play marked fifth-highest percentage shot by a team in C-USA history
- The Blazers 58-point victory over Miles was the second largest win in program history
- Rachael Childress took home the 2017 Freshman of the Year award, just the fourth Blazer to earn the honor
- Two All-Freshman team members in Rachael Childress and Miyah Barnes
- Sophomore Deanna Kuzmanic earned the league's Spirit of Service Award, which aims to recognize the community service efforts of the league's student-athletes, based upon significant community service, good academic standing and participation in their elected sports
- Kuzmanic was one of just five players named to the league's all-academic team. In order to be eligible, student-athletes have to maintain a 3.2 GPA and be a valuable contributor to the team. Kuzmanic joins four other student-athletes

2015-16

- The Blazers held their opponents to the lowest rebound average in UAB history (32.7)
- UAB tallied 130 blocked shots, the third most by a team in program history

- The Blazers led C-USA in scoring defense, holding opponents to just 57.2 points per contest
- Chelsey Black and Brittany Winborne were named to the All-Conference USA Second Team
- Deanna Kuzmanic garnered C-USA All-Freshman Team honors
- The Blazers recorded a 3.39 cumulative team GPA, the highest team mark since 2006

2014-15

- Finished the season with an 18-13 record and 11-7 mark in league play
- UAB's 36.1 percent mark from long range ranks second for 3-point field goal percentage in program history
- The team drained 198 3-pointers, the fourth most by a team in program history
- The Blazers shot a combined 75.2 percent (361-of-480) from the free-throw line, the second highest percentage in program history
- Janae Smith earned a spot on the First-Team All-Conference USA squad

2013-14

- UAB shot 33.7 percent from deep, the sixth highest percentage in program history
- The Blazers swatted 141 shots, the most by a team in UAB history
- Karisma Chapman earned First-Team All-Conference USA honors after averaging 20.6 points per game including 16 double-doubles in her senior campaign

Prior to UAB

Prior to UAB, Norton spent three years as the Associate Head Coach at Missouri and seven years as an assistant at Illinois State under Robin Pingeton. In ten years as an assistant, Norton helped guide his teams to six postseason berths, including the 2005 and 2008 NCAA Tournament.

Playing Career

A 1986 graduate of the University of Iowa, Norton played both basketball and baseball for the Hawkeyes. On the hardwood, he was a guard on 1979 Big Ten Conference title team and the 1980 team that advanced to the NCAA Final Four.

On the diamond, Norton was a four-year letterwinner for the Hawkeyes. He spent three seasons in the Montreal Expos (now Washington Nationals) organization before moving into coaching.

Personal

An Iowa City, Iowa, native, Norton and his wife Claire, have four children: Tom, Carly, Allie and Nick. Tom and Allie graduated from Truman State, while Carly graduated from St. Ambrose, where all three played college basketball. Nick was a three-year starter at point guard for the UAB men's basketball team.

ON THE BENCH



Taren Martin
Associate Head Coach
Sixth Season




Reagan Miller
Assistant Coach
Third Season



Dodie Dunson
Assistant Coach
First Season



Kayla Alexander
Director of Operations
Second Season



Ben Hardiman
Graduate Manager
Second Season



UAB NOTES

UAB vs. Arkansas

UAB and Arkansas are meeting for just the second time in program history. The Blazers took the lone meeting 82-48 in Birmingham on Jan. 16, 1981.

Big Recognition for Barnes

Junior point guard Miyah Barnes was named to the Conference USA All-Tournament team after averaging 21.0 points per contest over two games. The Memphis native combined for 42 points, including a career-best five made triples in the Blazers' win over Charlotte, helping UAB reach the semifinals.

All-Conference

For the second consecutive season a trio of Blazers earned All-Conference accolades. Rachael Childress was tabbed to the First-Team, while Deanna Kuzmanic and Miyah Barnes earned Second-Team honors.

25 Is A Big Number

UAB's win over Charlotte in the C-USA Tournament gave the Blazers their 25th win of the season, marking the first consecutive 25+ win seasons in program history. The Green and Gold enter the WNIT three wins shy of setting the school record for victories in a season.

Scholar and a Baller

Deanna Kuzmanic was named to the 2019 Conference USA All-Academic Team as the senior garnered the honors for the third consecutive season, becoming just the second Blazer in program history to be placed on the team in three straight seasons. Kuzmanic carries a 3.945 GPA, majoring in mathematics with a minor in STEM Education and has spent this past spring semester student teaching at a local Birmingham elementary school.

Player of the Week

Senior Deanna Kuzmanic earned Conference USA Player of the Week for the second time this season (Feb. 17 & Dec. 24). She is the only Blazer to garner the award twice this season.

Brag to Birmingham

UAB defeated cross town rival Samford 66-41 on Dec. 5 at the Pete Hanna Center. The win marked the Blazers' first win on the road in the series and improved them to 8-2 all time against the college in Homewood.

Talk About Thomas

Katelynn Thomas earned Conference USA Player of the Week Honors (11/26) after the junior averaged 19.0 points, six rebounds and shot 66.7 percent (24-of-36) from the floor. The Birmingham native netted a then career-high 22 points in UAB's win over Oklahoma as she finished the game 10-of-11 from the field. The junior found the double figure scoring column in all three games and led the Blazers in scoring every contest en route to Junkanoo Jam All-Tournament accolades. Additionally, Thomas ranks eighth nationally and first in Conference USA in field goal percentage, shooting 61.7 percent (174-of-282) from the field.

String Music

The Blazers' offense has been efficient this season as they lead C-USA in points per game (73.9) and points allowed per game (59.3) to boast the 21st best scoring margin (+14.6) in the nation.

Blazers From Deep

A staple of head coach Randy Norton's programs at UAB has been their ability to shoot the 3-point shot. That is no different this year as UAB ranks 16th in 3-point field goals per game (9.0) and 3-point field goals made (288) and 29th in 3-point field goal attempts (787) Individually, Rachael Childress ranks fourth in the NCAA in 3-point field goals made (110), seventh in 3-point field goals per game (3.4), 17th in attempts (262) and 19th in 3-point field goal percentage (42.0 percent).

Here to Lend A Hand

Sharing the basketball has been an easy thing to do for

the Blazers this season as they rank 14th in assists (554) and 15th assists per game (17.3). UAB is committing the fourth fewest turnovers per game (11.2) to boast fifth best assist-to-turnover ratio (1.5). Individually, Miyah Barnes boasts the sixth best assist-to-turnover ratio (3.6) in the nation, ranks first in the league in assists (157) and assists per game (4.9).

You're Going to Have to Earn It

In addition to being one of the top 3-point shooting teams in the country, UAB is just as strong as defending the long ball as it is holding teams to the sixth lowest percentage from long range in the country (26.0 percent).

Double Double, Double Double

Deanna Kuzmanic and Katelynn Thomas combined for a special feat as both recorded double doubles in UAB's win over McNeese State (12/8). Kuzmanic tallied her first career double double, finishing with 10 points and a career high 11 assists. Thomas recorded 14 points and 11 points in the victory over the Cowgirls.

Call Us the Champs

You can call the UAB women's basketball team a champion already as it won the Hilton Garden Inn FGCU Classic in Fort Myers, Fla., Dec. 20-21. The Blazers downed Coppin State before edging FGCU 62-60 in the championship game to claim the title.

Sweet Home Bartow

Bartow Arena has provided UAB with a significant advantage as the Blazers are 287-154 all-time in the arena. The Blazers have had a winning record inside the facility for four consecutive seasons and in seven of their last eight seasons.

Leaving A Mark On A Season

Due to the immense of success this season by the Blazers, several players have blazed their way into the record books, cracking the top-10 in single season records.

Field Goal Percentage (Min. 200 ATT)

1. .645 (198-207).....Gloria Helton (1979-80)
2. .624 (151-242).....Michelle Smith (2002-03)
3. .611 (162-265).....Katelynn Thomas (2018-19)

3-Point Field Goals Made

1. 110.....Rachael Childress (2018-19)

3-Point Field Goals Attempted

1. 264.....Amanda Peterson (2010-11)
2. 262.....Rachael Childress (2018-19)

3-Point Field Goal Percent (Min. 50 Att)

2. .462 (60-130).....Diamond Rogers (2006-07)
3. .433 (107-247).....Rachael Childress (2017-18)
4. .420 (110-262).....Rachael Childress (2018-19)

Assists

3. 189.....Kitty Price (1983-84)
4. 164.....Miyah Barnes (2017-18)
5. 157.....Miyah Barnes (2018-19)

3-Point Field Goals Made

1. 288.....2018-19

3-Point Field Goals Attempted

1. 787.....2018-19

3-Point Field Goal Percentage

1. .376 (267-710).....2017-18
2. .373 (198-549).....2016-17
3. .366 (288-787).....2018-19

Free Throw Percentage (Min. 25 Att)

2. .752 (361-480).....2014-15
3. .750 (384-512).....2017-18
4. .725 (358-494).....2018-19

Game Records**3-Point Field Goals Made**

- 18.....vs. Coppin State (Dec. 20)

Mrs. 1,000+

Deanna Kuzmanic became the 28th member of UAB's 1,000 point scorers club with a record setting 35-point performance against Louisiana Tech. The senior has 1,442 career points and ranks 16th all-time at UAB in scoring.

9. 1651.....Karisma Chapman (2010-14)
10. 1601.....Britney Jones (2005-09)
11. 1529.....Deanna Kuzmanic (2015-Present)

Knock Knock, It's More History

Along with contributing greatly to the team's success, Rachael Childress and Deanna Kuzmanic enter this season vying for the most 3-point field goals in school history as both rank inside the top-four in program history.

1. 319.....Amanda Peterson (2007-11)
2. 312.....Rachael Childress (2016-Present)
3. 252.....Deanna Kuzmanic (2015-Present)

Mr. 100

Sixth year head coach did what just two other coaches at UAB have done in history, he notched his 100th career win with the Blazers' 62-47 victory at Alabama State. Norton joins Jeannie Milling and Audra Smith as the only coaches in program history to reach 100 or more wins. Milling holds the records for most wins at the school with 265 over 17 seasons.

1,000 Club Took A New Member

Junior Rachael Childress became the 29th member of UAB's 1,000 point scorer club in the Blazers' 62-60 victory over FGCU in the Hilton Garden Inn Classic.

18. 1332.....Felicia Jackson (1996-00)
19. 1300.....Jenetta Johnson (1978-82)
20. 1281.....Rachael Childress (2016-Present)

Barnes Breaking In

Junior Miyah Barnes cracked UAB's top-10 career assists board as she dished out four assists against McNeese State to pass the threshold.

2. 502.....Shyrona Mifflin (1990-94)
3. 451.....Beverly Williams (1987-91)
4. 412.....Miyah Barnes (2016-Present)

Big Splash in Bimini

UAB made quite the statement when it went 1-1 in the Junkanoo Jam, tallying a win over Oklahoma and a loss to No. 11 Tennessee in overtime in the Championship Game. Katelynn Thomas took home All-Tournament honors after her 41 points over two games.

Rivalry Restored

UAB defeated long time rival Memphis 85-54 on Nov. 15, marking the Blazers' first win over the Tigers since 2011. The 31-point margin of victory was the Blazers' second largest in the rivalry that began in 1980. The UAB vs. Memphis rivalry is the second longest rivalry in program history, second only to Southern Miss, who UAB defeated, 71-60, on Jan. 10 at Bartow Arena.

History Began Early

With the 80-61 win over App State on Opening Night, the UAB women's basketball team has won its last three season opening games. That is a feat that has not been accomplished since the 1994-97 seasons. The Blazers are now 3-3 in the first game of the season under head coach Randy Norton, and 18-23 overall in the first game of the season.

STUDENT-Athlete

In addition to the UAB women's basketball team's success on the court last season, the ladies were as successful in the classroom as it led C-USA with the highest team GPA for women's basketball teams. The Blazers carried a 3.13 team GPA, highlighted by three players with a 3.7 or higher. Leading the charge was Deanna Kuzmanic with a 3.94 GPA in Mathematics and STEM Education. Additionally she was named to the CoSIDA All-District 4 All-Academic Team and the C-USA All-Academic Team.

Kuzmanic Has CLASS

Senior Deanna Kuzmanic was named a finalist for the



2017-18 C-USA REGULAR SEASON CHAMPIONS

Senior CLASS Award finalist. Kuzmanic is one of 30 women's basketball players nation wide to be considered for the award and is the only representative on the list from Conference USA. The award recognizes seniors who have made an impact on the court, in the classroom and in their communities. The field of 30 was narrowed to 10 in February with the winner being announced at the 2019 NCAA Women's Final Four in Tampa.

We'll Have Been Everywhere Man

The Blazers schedule features 13 games away from Bartow Arena in addition to three tournaments for a projected total number of miles traveled of 9,519 miles. The furthest road trip is El Paso, Texas at 1,270 miles and the shortest is a trip to backyard at Samford at just six miles.

Illinois Influence

A look at the UAB roster and one might notice the Illinois influence as six of the 14 girls on the team are from the state of Illinois, and one is from Indiana. The Blazers are also hailing from Alabama, Mississippi, Tennessee and Georgia.

UAB IN THE POSTSEASON

1990-91 - WNIT

Indiana - 110, UAB - 71 Amarillo, Texas
UAB - 78, Northern Illinois - 71 Amarillo, Texas
UAB - 81, Louisville - 75 Amarillo, Texas

1991-92 - WNIT

Arkansas State - 83, UAB - 79 Amarillo, Texas
FIU - 95, UAB - 74 Amarillo, Texas
UAB - 76, LaSalle - 71 Amarillo, Texas

1993-94 - NCAA Tournament

George Washington - 74, UAB - 66 Washington, D.C.

1999-00 - NCAA Tournament

UAB - 80, Oregon - 79 Eugene, Ore.
UAB - 76, Mississippi State - 70 Eugene, Ore.
Rutgers - 60, UAB - 45 Portland, Ore.

2000-01 - WNIT

UAB - 96, FIU - 83 Albuquerque, N.M.
UAB - 84, Alabama - 72 Albuquerque, N.M.
New Mexico - 77, UAB - 55 Albuquerque, N.M.

2006-07 - WNIT

UAB - 81, Davidson - 77
Auburn - 74, UAB - 60

2010-11 - WBI

UAB - 58, Central Arkansas - 54
UAB - 59, Elon - 50
UAB - 62, Manhattan - 43
UAB - 68, Cal State Bakersfield - 60

2017-18 - WNIT

UAB - 60, Chattanooga - 50 Birmingham, Ala.
Georgia Tech - 91, UAB - 47 Atlanta, Ga.

2018-19 - WNIT

UAB - 93, Troy - 89 Troy, Ala.

TOP-25 POLLS

AP			
Rank	Team	Record	Prev Rank
1	Baylor	30-1	1
2	UConn	30-2	2
3	Notre Dame	30-3	4
4	Mississippi State	30-2	5
5	Louisville	29-3	3
6	Stanford	28-4	7
7	Oregon	29-4	6
8	Iowa	26-6	10
9	Maryland	28-4	8
10	NC State	26-5	9
11	Oregon State	24-7	11
12	Gonzaga	27-3	14
13	Marquette	25-6	17
	Iowa State	25-7	18
15	Syracuse	24-8	18
16	South Carolina	21-9	12
17	Texas A&M	24-7	15
18	Kentucky	24-7	13
19	Miami	24-8	16
20	UCLA	20-12	25
21	Drake	25-5	22
22	Texas	23-9	21
23	Arizona State	20-10	20
24	Rice	25-3	24
25	Florida State	23-8	25

USA Today (Coaches)

Rank	Team	Record	Prev Rank
1	Baylor	28-1	1
2	UConn	28-2	2
3	Louisville	27-2	3
4	Notre Dame	27-3	4
5	Mississippi State	27-2	5
6	Oregon	27-3	6
7	Stanford	25-4	7
8	Maryland	26-3	9
9	Oregon State	24-6	8
10	Iowa	23-6	11
11	NC State	25-4	10
12	Gonzaga	27-3	14
13	South Carolina	21-8	15
14	Kentucky	24-6	13
15	Miami	24-7	15
16	Syracuse	22-7	17
17	Marquette	24-6	12
18	Texas A&M	23-6	18
19	Iowa State	23-7	22
20	Arizona State	19-9	20
21	Florida State	22-7	21
22	Texas	21-8	19
23	Drake	23-5	23
24	DePaul	23-7	24
25	South Dakota	26-4	25

RPI

Rank	Team	Record	Prev. Rank
1	Notre Dame	30-3	1
2	Baylor	30-1	2
3	Louisville	29-3	3
4	Stanford	28-4	5
5	Oregon	29-4	4
6	UConn	30-2	6
7	Iowa	26-6	8
8	Mississippi State	30-2	7
9	NC State	26-5	9
10	Iowa State	25-7	11
11	Syracuse	24-8	10
12	Marquette	25-6	12
13	Gonzaga	27-3	13
14	Maryland	28-4	14
15	UCF	26-5	15
16	Drake	25-5	16
17	Texas A&M	24-7	17
18	Miami	24-8	18
19	South Carolina	21-9	19
20	Florida State	23-8	20
21	Kentucky	24-7	21
	DePaul	24-7	23
23	Arizona State	20-10	22
24	Oregon State	24-7	24
25	JMU	25-4	26



THE LAST TIME

A UAB TEAM...

Scored 100+ points.....105 vs. Tukegee (Dec. 30, 2017)
Scored 90+ points.....93 vs. Troy (March 21, 2019)
Scored 50 points or less44 at Middle Tennessee (Feb. 2, 2019)

Won by 40+ points..... 43 vs. McNeese State (Dec. 8, 2018)
 Lost by 40+ points.....44 vs. Georgia Tech (March 18, 2018)

Won in overtime77-72 vs. Middle Tennessee (Feb. 23, 2019)
Lost in overtime 73-69 vs. No. 11 Tennessee (Nov. 24, 2018)
 Played in double overtime..... L, 62-65 vs. North Texas (Jan. 8, 2017)
 Played in triple overtime L, 92-94 at SMU (Feb. 7, 2013)

Won 5+ consecutive games Feb. 14-March 14, 2019 (6 Games)
 Lost 5+ consecutive games Jan. 24 - Feb. 12, 2010 (6 games)
Won 10+ consecutive games Nov. 28, 2018 - Jan. 5, 2019 (10 games)
 Lost 10+ consecutive games.....Feb. 19 - Nov. 30, 2006 (10 games)

A UAB INDIVIDUAL...

Four players scored in double figures.....vs. Troy (March 21, 2019)
Katelynn Thomas (25), Deanna Kuzmanic (22), Imani Johnson (17) and Angela Vendrell (15)

Five players scored in double figures..... vs. McNeese State (Dec. 8, 2018)
Rachael Childress (21), Imani Johnson (16), Katelynn Thomas (14), Lea Kerstein (12) and Deanna Kuzmanic (10)

Had a double-double Angela Vendrell (15 PTS/13 RBS) vs. Troy (March 21, 2019)
Two players had a double-double..... Deanna Kuzmanic (12 PTS/11 AST) and Katelynn Thomas (14 PTS/11 RBS) vs. McNeese State (Dec. 8, 2018)

Scored 30+ points..... Deanna Kuzmanic (31) vs. Florida Gulf Coast (Dec. 21, 2018)
Scored 20+ points.....Katelynn Thomas (25) vs. Troy (March 21, 2019)
Had 10+ rebounds Angela Vendrell (13) vs. Troy (March 21, 2019)
 Had 15+ rebounds Kara Rawls (17) vs. Charlotte (Feb. 17, 2018)
 Had 20+ reboundsKara Rawls (20) at FIU (Feb. 27, 2018)

AN OPPONENT TEAM...

Scored 100+ points..... 100 by DePaul (Feb. 9, 1997)
 scored 90+ points..... 91 by Georgia Tech (March 18, 2018)
Scored 50 points or less 45, UTEP (March 2, 2019)
 Scored 40 points or less 39 by South Alabama (Dec. 13, 2015)

AN OPPONENT INDIVIDUAL...

Scored 30+ points.....A'Queen Hayes (34) of Middle Tennessee (March 15, 2019)
Scored 20+ points.....Jasmine LeBlanc (23), Troy (March 21, 2019)
Had 15+ rebounds Ines Mata Boix (19) Chicago State (Nov. 20, 2018)
Had 10+ rebounds Grayson Bright (10) of Louisiana Tech (March 7, 2019)
Had a double-doubleA'Queen Hayes (34 PTS/12 REB) of Middle Tennessee (March 15, 2019)



UAB VS. ARKANSAS

Head-to-Head

UAB	Arkansas
26-6	21-14
12-4	6-10
1W	1W
73.9	73.1
59.4	70.0
+14.5	+3.1
45.2%	39.3%
36.9%	41.8%
36.6%	31.1%
26.0%	29.8%
72.5%	73.2%
37.7	36.3
37.6	43.5
+0.1	-7.2
554	396
17.3	11.3
362	408
11.3	11.7
13.5	17.1
+2.2	+5.5
1.5	1.0
182	303
5.7	8.7
108	138
3.4	3.9

Scouting Arkansas

- Arkansas (21-14, 6-10) finished 10th in the SEC standings, but fell in the championship game of the tournament to champion No.5 Mississippi State. The Razorbacks rank ninth nationally in 3-point field goals attempted (872), connecting on 31.1 percent (271-of-872) of their attempts.

- Chelsea Dungee leads the Razorbacks' offense, averaging 20.7 points per game, the second most in the SEC and good for the 18th best mark in the NCAA. The redshirt sophomore has netted double figures in 32 contests this season, including a 41 point performance against Auburn on Feb. 10.

LAST TIME OUT: UAB VS. ARKANSAS | JAN. 16, 1981



LAST TIME OUT: UAB VS. TROY | MARCH 21

TROY, Ala. – The UAB women's basketball team pulled out a nail biter on Thursday night to advance to the second round of the WNIT as the Blazers edged Troy in a shootout, 93-89, at Trojan Arena. As the majority of the game went back and forth with a total of 26 lead changes, UAB used an 11-0 run in the final three minutes to ice the game.

Katelynn Thomas and Deanna Kuzmanic led the Blazers on the night as the pair combined for 47 of UAB's 93 points. Thomas led the way with 25 points, going 12-for-17 from the field and adding four rebounds. Kuzmanic poured in 22 points on the night, shooting 7-for-11 from the floor and pitching in seven rebounds and three assists. Johnson and Vendrell were also big contributors as Johnson posted 17 points and six rebounds, while Vendrell had a career night, adding a career high in points (15), tying her career high in rebounds (13) and dishing out seven assists.

"Well, first of all, I want to congratulate Troy on a great game," said coach Randy Norton. "They've had an outstanding season. Coming into the game, we knew how good and talented they are. We knew it was going to be physical. I'm really proud of our young ladies. It was a game of runs. Troy had runs, and we had runs. Our girls just wouldn't quit. That was the theme coming into the game. After watching Troy, we just said it was going to be a game where we had to take care of the basketball and the game. The end result was what we wanted. I think it came down to our kids making plays when it counted. Every time Troy went on a run, we were able to respond."

In a half that included 18 lead changes, both sides came out of the gate firing. The Blazers got on the board first with a Katelynn Thomas layup, but the two traded even blows until Troy knocked in a 3-pointer to take a 7-6 lead with 8:41 left in the first quarter. UAB then went on a brief, five-point run on an Angela Vendrell jumper and a layup and free throw from Imani Johnson, going up 11-7. After a Troy mid-range jumper, Deanna Kuzmanic drained a 3-pointer to give the Blazers a five-point lead. Troy then took back the lead with a six-point run of their own behind a jumper and a pair of layups. The two squads then traded a pair of buckets before another Katelynn Thomas layup gave UAB a three-point edge. Troy answered once again, scoring seven straight points on a layup, pair of free throws and shot from deep to take a four point advantage, but the Blazers would finish the quarter on top after a layup and bucket from beyond the arc from Kuzmanic put UAB up by one, 25-24.

The two squads traded a pair of buckets to open the second quarter before Troy drove home a pair of layups and free throws to take a five-point lead. UAB's defense then shored up as the Blazers held the Trojan offense scoreless for the next three minutes, going on a seven-point run of their own behind layups from Thomas, Vendrell and Johnson to go with a Johnson free throw. With UAB up two and five minutes left in

the half, Troy jumped back up to a four-point lead with a pair of jumpers and free throws. Going with the ebb and flow of the game, UAB stormed right back to take the lead once again. A pair of layups from Vendrell and Thomas and a couple of Miyah Barnes free throws gave the Blazers a 40-38 point lead with three minutes left in the half. Troy stepped in front by one with a 3-point bucket, but a Thomas layup put the Blazers ahead by the same count. The Trojans took the lead again behind another layup and a free throw, but UAB knocked down a pair of jumpers from Johnson and Vendrell to lead by two. Troy would end the half with two more jumpers, but a 3-pointer from Lea Kerstein kept the Blazers on top going into the half, 49-48.

To open the second half, both sides traded layups before the Trojans finished an and-one to go up by two. UAB then responded with a pair of Johnson layups to take back the lead. Troy fired back though, scoring six unanswered points to take a four-point advantage. Once again, the Blazers surged back with a five-point run of their own on a Johnson layup along with a free throw and fade-away jumper from Vendrell to lead it, 60-59, with five minutes left in the third. The Trojans stormed back again in response, with a pair of layups and bucket from beyond the arc to go up by six with just under three minutes to go in the quarter. A Kuzmanic three-pointer would bring the Blazers within three, but the Trojans would temporarily keep their distance with a pair of free throws. UAB would keep the pressure on, adding a Johnson layup and Kuzmanic three-point bucket, which left the back-and-forth game tied at 68 at the end of the third.

Troy got off to a hot start in the fourth quarter, knocking down a 3-pointer and a pair of free throws to go up by five. The Blazers wouldn't allow the Trojans to separate any further though as Kuzmanic drained one from beyond the arc to cut the Trojan lead to two. Troy added another layup to follow, but UAB answered with a pair of Vendrell layups to tie things up at 75 with 7:56 to go in the game. Troy took back the lead with a quick layup, but a Kuzmanic layup evened the score once again. The Trojans then went on another seven-point run to jump ahead by just as many with 3:35 to go in the game. UAB battled back with a vengeance though, going on an 11-0 run for the next two minutes as Rachael Childress and Barnes each drained one from deep, Thomas earned three more the old-fashioned way and Johnson drilled a pair of free throws, putting the Blazers back on top, 88-84, with 1:15 to go in the game. With the game in the balance, the Trojans broke their dry spell with a layup to draw within two with 31 seconds remaining. UAB would go to the line and knock down one with, giving Troy the ball with 24 seconds remaining. The Trojans would fail to convert a layup, leading to Johnson visiting the charity stripe for the Blazers to add another free throw, extending the UAB lead to four. On the ensuing possession, Troy turned it over, which led one more Blazer free throw, this time from Kuzmanic. The Trojans would knock down a 3-pointer with two seconds left to keep their slim hopes alive, but UAB would wrap up the game with two more Kuzmanic free throws, ending the game on top, 93-89.

UAB's WNIT run will continue, but the opponent, location and time are yet to be determined.

For more information on the UAB women's basketball team, follow the Blazers on Twitter (@UAB_WBB), on Instagram (UAB_WBBall) or like them on Facebook (Facebook.com/UABWBB).

Official Basketball Box Score -- Game Totals -- Final Statistics
UAB vs Troy
3/21/19 6:02 pm at Troy, Ala. (Trojan Arena)

UAB 93 • 26-6

#	Player	Total	FG-FGA	3-PT	FT-FTA	Rebounds	PF	TP	A	TO	Blk	Stl	Min
13	THOMAS, Katelynn	f	12-17	0-0	1-3	3 1 4	4	25	0	5	0	0	17
32	CHILDRESS, Rachael	f	1-5	1-3	0-0	0 5 5	2	3	4	0	0	0	35
00	BARNES, Miyah	g	2-8	1-2	3-4	0 4 4	2	8	7	2	0	1	39
03	VENDRELL, Angela	g	7-12	0-2	1-4	3 10 13	2	15	7	4	3	1	39
20	KUZMANIC, Deanna	g	7-11	5-6	3-4	0 7 7	1	22	3	1	0	1	38
10	ROSENFELDT, Sara	g	0-1	0-0	0-0	0 0 0	0	0	0	2	0	0	1
23	KERSTEIN, Lea	g	1-2	1-1	0-0	0 0 0	0	0	3	0	0	0	8
34	JOHNSON, Imani	g	6-13	0-1	5-6	1 5 6	3	17	1	1	0	2	23
Team						2 4 6							
Totals			36-69	8-15	13-21	9 36 45	14	93	22	15	3	5	200
1st - FG %:		11-19	57.9%	2nd: 10-19	52.6%	3rd: 8-16	50.0%	4th: 7-15	46.7%	Game: 36-69		52.2%	Deadball
3FG %:		2-3	66.7%	1-4	25.0%	1-4	25.0%	8-12	66.7%	8-15		53.3%	Rebounds
FT %:		1-1	100.0%	3-4	75.0%					13-21		61.9%	2

Troy 89 • 22-9

#	Player	Total	FG-FGA	3-PT	FT-FTA	Rebounds	PF	TP	A	TO	Blk	Stl	Min
40	Rivers, Amber	f	4-10	3-3	0-0	3 5 8	0	11	1	1	1	2	20
04	Robinson, Jasmine	g	2-11	0-5	1-1	0 0 0	2	5	7	2	0	0	23
11	LeBlanc, Jasmine	g	8-12	1-2	6-7	4 4 8	4	23	1	2	1	4	22
12	Winchester, Harriet	g	3-9	2-4	0-0	2 1 3	0	8	2	0	0	3	30
23	O'Neal, Shaterrika	g	1-4	0-1	0-0	0 4 4	3	2	0	1	0	0	23
01	Robinson, Kayla	g	8-15	1-4	2-3	2 1 3	1	19	2	1	0	2	26
02	Shaw, Shawnta	g	0-4	0-2	0-0	2 0 2	0	0	0	0	0	0	2
10	Sandifer, Janiah	g	0-4	0-3	0-0	0 2 2	0	0	1	0	0	0	15
20	James, Japonica	g	6-9	0-0	4-7	3 6 9	5	16	0	3	0	0	20
12	Upshaw, Amahni	g	0-1	0-0	0-0	0 1 1	2	0	0	0	0	0	4
32	Rodgers, Kate	g	2-4	0-0	1-1	2 4 6	3	5	0	1	2	0	15
Team						0 2 2							
Totals			34-83	7-24	14-19	18 30 48	20	89	14	11	4	11	200
1st - FG %:		10-22	45.5%	2nd: 9-25	36.0%	3rd: 7-23	30.4%	4th: 8-13	61.5%	Game: 34-83		41.0%	Deadball
3FG %:		2-6	33.3%	1-5	16.7%	2-8	25.0%	2-4	50.0%	7-24		29.2%	Rebounds
FT %:		2-2	100.0%	5-7	71.4%	4-5	80.0%	3-5	60.0%	14-19		73.7%	0

Officials: Meadow Overstreet, Kristen Bell, Carla Roberts
Technical fouls: UAB-None. Troy-None.
Attendance: 2451
WNIT First Round
Trojan Arena Record Crowd (2,451)

Score by periods	1st	2nd	3rd	4th	Total
UAB	25	24	19	25	93
Troy	24	24	20	21	89

Last FG - UAB 4th-01:53, TROY 4th-00:02.

Largest lead - UAB by 5 1st-07:11, TROY by 7 4th-03:35.

UAB led for 12:43, TROY led for 21:35. Game was tied for 05:42.

In	Off	2nd	Fast
Points	Paint	T/O	Chance
UAB	46	14	11
TROY	36	24	22
			8
			40

Score tied - 10 times.
Lead changed - 26 times.

BLAZERS IN THEIR LAST THREE GAMES

Player	GP-GS	MIN/AVG.	FG-FGA	PCT	3FG-FGA	PCT	FT-FTA	PCT	O-D-T	AVG	PF-D	A	TO	BLK	STL	PTS	AVG
Katelynn Thomas	3-3	58/19.2	22-34	.647	0-0	.000	8-13	.615	8-3-11	3.7	9-0	0	6	5	0	52	17.3
Miyah Barnes	3-3	116/38.7	16-32	.500	9-15	.600	9-10	.900	0-8-8	2.7	7-0	13	5	0	2	50	16.7
Deanna Kuzmanic	3-3	117/39.0	14-31	.452	7-13	.538	12-13	.923	2-20-22	7.3	2-0	14	6	1	2	47	15.7
Angela Vendrell	3-3	96/32.0	13-29	.448	2-6	.333	2-6	.333	8-19-27	9.0	10-0	16	12	5	3	30	10.0
Imani Johnson	3-0	54/18.0	9-20	.450	0-2	.000	5-6	.833	3-7-10	3.3	10-1	2	2	0	4	23	7.7
Rachael Childress	3-3	1-7/35.7	5-21	.238	4-13	.3-8	5-6	.822	1-16-17	5.7	4-0	7	3	1	1	19	6.3
Sara Rosenfeldt	3-0	27/9.0	2-6	.333	0-0	.000	0-0	.000	0-1-1	0.3	2-0	1	2	0	0	4	1.3
Lea Kerstein	3-0	24/8.0	1-6	.167	1-4	.250	0-0	.000	0-1-1	0.3	3-0	1	0	0	0	3	1.0
Maya Garland	1-0	0/0/0	0-0	.000	0-0	.000	0-0	.000	0-0-0	0.0	0-0	0	0	0	0	0	0
Talia Roldan	1-0	0/0/0	0-0	.000	0-0	.000	0-0	.000	0-0-0	0.0	0-0	0	0	0	0	0	0
Margaret Whitley	1-0	0/0/0	0-0	.000	0-0	.000	0-0	.000	0-0-0	0.0	0-0	0	0	0	0	0	0
Emily Frasco	1-0	0/0/0	0-0	.000	0-0	.000	0-0	.000	0-0-0	0.0	0-0	0	0	0	0	0	0

STAT FACTS

UAB's Record When

	Overall	C-USA
Leading After 1Q	20-4	8-3
Trailing After 1Q	4-0	3-0
Tied After 1Q	2-2	1-1
Leading At Halftime	22-3	7-2
Trailing at Halftime	1-2	1-1
Tied at Halftime	3-1	2-1
Leading After 3Q	24-3	11-2
Trailing After 3Q	1-3	1-2
Tied After 3Q	1-0	--
Leading After 4Q	26-0	12-0
Trailing After 4Q	0-6	0-4
Tie After 4Q	1-1	1-0
Games decided in regulation	25-4	11-4
Games decided in overtime	1-1	1-0
Shoot high FG Pct. than Opp	26-1	12-1
Shoot lower or equal FG Pct.	0-5	0-4
Shoot 40 Pct. or higher	23-1	10-1
Shoot lower than 40 Pct.	3-5	2-4
Opp. shoot 40 Pct. or higher	6-3	4-2
Opp. shoot lower than 40 Pct.	20-3	8-2
Shoot higher 3FG Pct. than opp	22-1	10-0
Shoot lower or equal 3FG Pct. than opp	4-5	2-4
Shoot 30 Pct. or higher from 3	20-3	9-2
Shoot 30 Pct. or lower from 3	6-3	3-2
Opp. shoot 30 Pct. or higher from 3	7-5	4-3
Opp. shoot lower than 30 Pct. from 3	19-1	8-1
Score fewer than 60 points	1-3	1-3
Score 60-69 points	5-3	2-1
Score 70-79 points	7-0	6-0
Score 80+ points	13-0	3-0
Games decided by 1-5 points	4-3	1-2
Games decided by 6-10 points	3-1	2-0
Games decided by 11-20 points	5-2	3-2
Games decided by 20+ points	13-0	5-0
Opp. scores fewer than 60 points	14-1	5-1
Opp. scores 60-69 points	8-2	5-2
Opp. scores 70-79 points	1-3	1-1
Opp. scores 80+ points	2-0	--
More rebounds than opp.	14-0	6-0
Fewer or equal rebounds than opp.	12-6	6-4
40 or more rebounds	13-0	3-0
Less than 40 rebounds	13-6	9-4
Fewer turnovers than opp.	18-4	9-2
More or equal turnovers than opp.	7-2	2-2
More points in paint than opp.	13-1	4-1
Fewer or equal paint points than opp.	13-5	8-3
More 2nd-chance points than opp.	12-1	2-0
Fewer or equal 2nd-chance than opp.	14-4	10-4
More bench points than opp.	16-3	7-3
Fewer or equal bench points than opp.	10-3	5-1
Games in November	6-1	--
Games in December	6-0	--
Games in January	6-2	6-2
Games in February	4-2	4-2
Games in March	4-1	2-0
Games in April	--	--
Sunday Games	2-0	--
Monday Games	--	--
Tuesday Games	1-0	--
Wednesday Games	2-0	--
Thursday Games	11-1	6-1
Friday Games	3-1	--
Saturday Games	7-4	6-3

STARTING LINEUPS

1	2	3	4	5	Record
Barnes	Kuzmanic	Vendrell	Childress	Thomas	25-5
Barnes	Kuzmanic	Childress	Rosenfeldt	Thomas	1-1

START CHART

Player	Current Streak	Long
Deanna Kuzmanic	126	126
Miyah Barnes	92	92
Rachael Childress	89	89
Angela Vendrell	7	57
Katelynn Thomas	32	32
Sara Rosenfeldt	2	2

18-19 SUPERLATIVES

Margin of Victory/Defeat

	1	2	3	4	5	6	7-10	11-15	16-19	20+
Wins	-	1	-	1	2	-	3	3	3	11
Losses	-	-	-	2	1	-	1	1	1	-

Most First Quarter Points

UAB: 32 vs. Alcorn State (Nov. 30, 2018)
Opponents: 21, Oklahoma (Nov. 22, 2018)

Least First Quarter Points

UAB: 6 at Middle Tennessee (Feb. 2, 2019)
Opponents: 6, Samford (Dec. 5, 2018)

Most Second Quarter Points

UAB: 32 at Louisiana Tech (March 7, 2019)
Opponents: 20, (3x) last Middle Tennessee (Feb. 23, 2019)

Least Second Quarter Points

UAB: 7 at Middle Tennessee (Feb. 2, 2019)
Opponents: 4, Memphis (Nov. 15, 2018)

Most First Half Points

UAB: 57 at Louisiana Tech (March 7, 2019)
Opponents: 48, Troy (March 21, 2019)

Least First Half Points

UAB: 13 at Middle Tennessee (Feb. 2, 2019)
Opponents: 15, Samford (Dec. 5, 2018)

Largest Halftime Lead

UAB: 30 (2x) last at Chicago State (Nov. 20, 2018)
Opponents: 15, Middle Tennessee (Feb. 2, 2019)

Most Third Quarter Points

UAB: 31 vs. McNeese State (Dec. 8, 2018)
Opponents: 23 (3x) last Louisiana Tech (March 7, 2019)

Least Third Quarter Points

UAB: 7 vs. Rice (Jan. 26, 2019)
Opponents: 10, (2x), last Old Dominion (Feb. 7, 2019)

Most Fourth Quarter Points

UAB: 25 (2x) last vs. Troy (March 21, 2019)
Opponents: 25, Louisiana Tech (Jan. 10, 2019)

Least Fourth Quarter Points

UAB: 9 vs. No. 11 Tennessee (Nov. 24, 2018)
Opponents: 6, Chicago State (Nov. 20, 2018)

Largest Margin of Victory

UAB: 45 at Chicago State (Nov. 20, 2018)
Opponents: 16, Middle Tennessee (Feb. 2, 2019)

PLAYER MILESTONES

Points Leader	Season	Career
Childress	11	36
Kuzmanic	5	33
Barnes	10	18
Thomas	6	9
Johnson	1	3

Reb Leader	Season	Career
Vendrell	10	22
Kuzmanic	8	14
Thomas	7	11
Childress	2	11
Johnson	2	8
Barnes	1	1
Magee	6	6
Rosenfeldt	2	2

Assists Leader	Season	Career
Barnes	19	45
Kuzmanic	11	33
Vendrell	3	10
Childress	1	6
Whitley	1	1
Magee	1	1

10+ Points	Season	Career
Kuzmanic	22	79
Childress	22	67
Barnes	18	49
Thomas	23	36
Johnson	8	20
Magee	2	5
Vendrell	1	5
Whitley	3	3
Kerstein	2	2

20+ Points	Season	Career
Kuzmanic	5	17

Childress	7	13
Thomas	4	6
Barnes	4	7

30+ Points	Season	Career
Kuzmanic	1	2

3+ 3-Pointers	Season	Career
Childress	19	56
Kuzmanic	8	40
Barnes	4	11
Magee	2	4
Whitley	3	3
Kerstein	3	3

10+ Rebounds	Season	Career
Vendrell	2	6
Thomas	1	2
Childress	-	1
Johnson	-	1
Magee	1	1
Kuzmanic	2	2

15+ Rebounds	Season	Career
Barnes	17	36
Kuzmanic	11	29
Vendrell	6	13
Childress	-	1
Whitley	1	1

5+ Assists	Season	Career
Barnes	2	4
Kuzmanic	2	2
Vendrell	1	1

5+ Steals	Season	Career
Barnes	1	1

3+ Blocks	Season	Career
Vendrell	4	8
Thomas	1	3

Double Doubles	Season	Career
Kuzmanic	2	2
Barnes	-	1
Childress	-	1
Johnson	-	1
Kuzmanic	1	1
Thomas	1	1
Vendrell	1	1



CONFERENCE USA/NCAA NEWS

STATISTICAL RANKINGS

Team	No.	NCAA	C-USA
Assist Turnover Ratio	1.5	5	1
Assists	554	14	1
Assists PG	17.3	15	1
Blocks	108	140	2
Blocks PG	3.4	151	2
Fewest Fouls	513	127	6
Fewest Turnovers	362	5	1
FG Pct	45.2%	23	2
FG Pct Defense	36.9%	47	2
FT Att	494	222	10
FT Made	358	179	6
FT Pct	72.5%	90	3
Fouls PG	16.0	91	5
Reb Margin	0.1	178	8
Rebounds	1205	111	3
Reb PG	37.7	161	6
Scoring Defense	59.3	58	4
Scoring Margin	14.6	21	1
Scoring Offense	73.9	45	1
Steals	182	305	11
Steals PG	5.7	319	12
3-Point FG Pct Def	26.0%	6	1
3-Pt FG Att	787	29	2
3-Pt FGM	288	16	1
3-Pt FG PG	9.0	16	1
3-PT FG Pct	36.6%	26	1
Turnover Margin	2.2	76	4
Turnovers Forced	13.5	302	11
Turnovers PG	11.2	4	1
W-L Pct	81.3%	20	2

Individual (C-USA Top 15 Only)				
Category	Player	No.	NCAA	C-USA
A-T Ratio	Barnes	3.6	6	1
	Kuzmanic	2.1	58	3
Assists	Barnes	157	41	1
	Kuzmanic	140	80	2
Assists PG	Barnes	4.9	53	1
	Kuzmanic	4.4	101	3
Blocks	Vendrell	38		2
Blocks PG	Vendrell	1.2		2
FG Pct	Thomas	61.7%	8	1
Min Plyd	Barnes	1105:00	68	3
	Kuzmanic	1079:00		5
Min PG	Barnes	34.5		3
3-PT FGA	Childress	262	17	1
3-PT FGM	Childress	110	4	1
3-PT FG PG	Childress	3.4	7	1
3-PT FG Pct	Childress	42.0%	19	1

2018-19 C-USA Standings		
Team	C-USA	Overall
Rice	16-0	28-3
UAB	12-4	26-6
Middle Tennessee	11-5	23-10
WKU	11-5	19-14
Old Dominion	10-6	21-9
Marshall	10-6	17-14
Charlotte	9-7	18-13
Southern Miss	9-7	18-13
North Texas	7-9	16-15
Louisiana Tech	6-10	14-16
UTEP	5-11	9-22
UTSA	2-14	7-21
FIU	2-14	5-24
Florida Atlantic	2-14	5-25

2018-19 All-Conference USA Teams

First Team

Kierra Anthony, Louisiana Tech
 Shayna Gore, Marshall
 A'Queen Hayes, Middle Tennessee
 Terriell Bradley, North Texas
 Erica Ogumike, Rice
 Nancy Mulkey, Rice
 Shontae Hailles, Southern Miss
Rachael Childress, UAB
 Dee Given, WKU

Second Team

Laia Raventos, Charlotte
 Alex Johnson, Middle Tennessee
 Victoria Morris, Old Dominion
 Nicole Iademarco, Rice
Deanna Kuzmanic, UAB
Miyah Barnes, UAB
 Marie Benson, UTSA
 Raneem Elgedawy, WKU















All-Freshman Team

Jazmin Harris, Charlotte
 Ce'Nara Skanes, FIU
 Taylor Sutton, Middle Tennessee
 Ajah Wayne, Old Dominion
 Meral Abdelgawad, WKU

All-Defensive Team

Laia Raventos, Charlotte
 Anisha George, North Texas
 Nancy Mulkey, Rice
 Ajah Wayne, Old Dominion
 Dee Givens, WKU

CONFERENCE USA HEAD-TO-HEAD

	CHA	FAU	FIU	LATECH	MARSH	MT	UNT	ODU	RICE	USM	UAB	UTEP	UTSA	WKU
	--	CHA-68, FAU-47	CHA-69, FIU-54 CHA-62, FIU-53	LT-88, CHA-51	MAR-63, CHA-62	MT-62, MT-55	NT-68, CHA-63	CHA-69, CHA-59 CHA-60, ODU-53	RICE-61, CHA-51	USM-65, CHA-54 CHA-59, USM-46	CHA-60, UAB-56	CHA-62, UTEP-39	CHA-66, UTSA-54	WKU-76, CHA-58
	CHA-68, FAU-47	--	FAU-77, FIU-55 FIU-56, FAU-49	LT-86, FAU-55	MAR-72, FAU-67	MT-74, FAU-55 MT-74, FAU-48	NT-82, FAU-62	ODU-87, FAU-53 ODU-68, FAU-64	RICE-63, FAU-35	USM-67, FAU-45	UAB-89, FAU-64	UTEP-70, FAU-44	FAU-86, UTSA-70	WKU-81, FAU-50
	CHA-69, FIU-54 CHA-62, FIU-53	FAU-77, FIU-55 FIU-56, FAU-49	--	LT-90, FIU-72	MAR-86, FIU-58 MAR-87, FIU-42	MT-49, FIU-43	NT-75, FIU-50	ODU-95, FIU-68	RICE-76, FIU-44	USM-71, FIU-57	UAB-83, FIU-59	UTEP-60, FIU-55	FIU-51, UTSA-40	WKU-94, FIU-82
	LT-88, CHA-51	LT-86, FAU-55	LT-90, FIU-72	--	MAR-90, LT-88 3 OT	MT-75, LT-38	NT-65, LT-54	ODU-70, LT-59	RICE-61, LT-51 RICE-78, LT-42	LT-106, USM-85 USM-74, LT-70	LT-73, UAB-68 UAB-95, LT-69	LT-74, UTEP-64	UTSA-60, LT-68	WKU-81, LT-76
	MAR-63, CHA-62	MAR-72, FAU-67	MAR-86, FIU-58 MAR-87, FIU-42	MAR-90, LT-88 (3 OT)	--	MAR-59, MT-53	MAR-67, NT-55	MAR-57, ODU-48 ODU-79, MAR-53	RICE-79, MAR-67	USM-64, MAR-52	UAB-77, MAR-59	MAR-63, UTEP-60	MAR-79, UTSA-72	WKU-85, MAR-55 WKU-69, MAR-66 (OT)
	MT-62, CHA-55	MT-74, CHA-55 MT-74, FAU-48	MT-49, FIU-43	MT-75, LT-38	MAR-59, MT-53	--	MT-61, NT-46	ODU-70, MT-65	RICE-60, MT-47	MT-66, USM-49	MT-60, UAB-44 UAB-77, MT-72 OT	MT-79, UTEP-49	MT-72, UTSA-52	MT-81, WKU-69 WKU-67, MT-56
	NT-68, CHA-63	LT-82, FAU-62	NT-75, FIU-50	NT-65, LT-54	MAR-67, NT-55	CHA-68, FAU-47	--	ODU-72, NT-71	RICE-64, UNT-52 RICE-59, NT-47	NT-62, USM-48	UAB-70, NT-60	NT-50, UTEP-51 UTEP-59, NT-51	UTSA-57, NT-54	NT-76, WKU-67 WKU-71, NT-66
	CHA-69, ODU-59 CHA-60, ODU-53	ODU-87, FAU-53 ODU-68, FAU-64	ODU-95, FIU-68	ODU-70, LT-59	MAR-57, ODU-48 ODU-79, MAR-53	ODU-70, MT-65	ODU-72, NT-71	--	RICE-48, ODU-42	ODU-53, USM-50	UAB-69, ODU-61	UTEP-78, ODU-59	ODU-72, UTSA-47	WKU-75, ODU-60
	RICE-61, CHA-51	RICE-63, FAU-35	RICE-76, FIU-44	RICE-61, LT-51 RICE-78, LT-42	RICE-79, MAR-67	RICE-60, MT-47	RICE-64, NT-52 Feb. 23 (UNT)	RICE-48, ODU-42	--	RICE-58, USM-47	RICE-55, UAB-43	RICE-76, UTEP-42	RICE-85, UTSA-54 RICE-72, UTSA-46	RICE-68, WKU-46
	USM-65, CHA-54 CHA-59, USM-46	USM-67, FAU-45	USM-71, FIU-57	LT-106, USM-85 USM-74, LT-70	USM-64, MAR-52	MT-66, USM-49	NT-62, USM-48	ODU-53, USM-50	RICE-58, USM-47	--	RICE-48, ODU-42	USM-64, UTEP-63	USM-70, UTSA-45 USM-72, UTSA-39	USM-69, WKU-56
	CHA-50, UAB-56	UAB-89, FAU-64	UAB-83, FIU-59	LT-73, UAB-68 UAB-95, LT-69	UAB-77, LT-59	MT-67, UAB-44 UAB-77, MT-72 OT	UAB-70, NT-60	UAB-69, ODU-61	RICE-55, UAB-43	UAB-71, USM-60	--	UAB-74, UTEP-48 UAB-68, UTEP-45	UAB-59, UTSA-42	UAB-70, WKU-63
	CHA-62, UTEP-39	UTEP-70, FAU-44	UTEP-60, FIU-55	LT-74, UTEP-64	MAR-63, UTEP-60	MT-79, UTEP-49	UNT-70, UTEP-51 UTEP-59, NT-51	ODU-78, UTEP-59	RICE-76, UTEP-42	USM-64, UTEP-63	UAB-74, UTSA-48 UAB-68, UTEP-45	--	UTEP-73, UTSA-60 UTEP-77, UTSA-73	WKU-64, UTEP-61
	CHA-66, UTSA-54	FAU-86, UTSA-70	FIU-51, UTSA-40	UTSA-70, LT-68	MAR-79, UAB-72 OT	MT-72, UTSA-52	UTSA-57, NT-54	ODU-72, UTSA-47	RICE-85, UTSA-54 RICE-72, UTSA-46	USM-70, UTSA-45 USM-72, UTSA-39	UAB-59, UTSA-42	UTEP-73, UTSA-60 UTEP-77, UTSA-73	--	WKU-81, UTSA-62
	WKU-76, CHA-58	WKU-81, FAU-50	WKU-94, FIU-82	WKU-81, LT-76	WKU-85, MAR-55 WKU-69, MAR-66 (OT)	MT-81, WKU-69 WKU-67, MT-56	UNT-76, WKU-67 WKU-71, NT-66	WKU-75, ODU-60	RICE-68, WKU-46	USM-69, USM-56	UAB-70, WKU-63	WKU-64, UTEP-61	WKU-81, UTSA-62	--





MIYAH BARNES

GUARD

#0

5-5 | JR.

Memphis, Tenn. / Central

2018-19 Quick Hits

- Ranks sixth nationally in assist-to-turnover ratio (3.6), 12th in assists (107) and 32nd in assists per game (5.4)
- Netted season high 23 points in the win over Southern Miss (1/12)
- Has 5+ assists in six games this season

2017-18 (Sophomore)

Named Second Team All-Conference USA... Started in all 34 games... Helped guide the team to 27 total wins and 13 wins in C-USA play, both program records... Helped win the program's first-ever C-USA Regular Season Championship... Member of the first UAB squad to play in the postseason since 2010-11... Helped the Blazers to a 60-50 win over Chattanooga in the first round of the WNIT, the team's first postseason victory since winning the WBI title game, 68-60, over Cal State Bakersfield on March 27, 2011 and its first win in the WNIT since an 81-77 decision over Davidson on March 15, 2007... Dished out 164 assists on the year, the fourth most in a single season in program history... Finished the season with 4.4 assists per game and a 2.2 assist/turnover ratio, both ranked third in Conference USA... Helped set the school record for most assists in a singles season (590) and assist/turnover ratio (1.4)... Aided in the Blazers finishing the year ranked 15th in the NCAA in assists per game (17.3) and ninth in assist/turnover ratio (1.4)... Played an integral role in helping break the school record for most assists in a single game (34 vs. Tuskegee (12/30/17)... Shot 36.8 percent from long range (43-for-117), the third-best on the team... Part of the UAB team that set the program record for 3-point field goal percentage (37.6) and set the school record for made 3-point field goals (267)... Knocked down one triple against UTEP (02/02/18) en route to helping the team break the school record for most made 3-pointers in a single game (17)... Dished out a career-best 10 assists against North Texas (01/20/18) and UTEP (02/02/18)... Averaged 10.9 points per contest, the third-most on the team... Scored a career-high 24 points in the conference opener against Old Dominion (01/04/18)... Recorded her first career double-double against North Texas (01/20/18), when she finished with 12 points and 10 assists... Named to the C-USA Commissioner's Honor Roll

CAREER HIGHS

Points

18-19:.....23 vs. Southern Miss (1/12/19)
C:.....24 at Old Dominion (1/4/18)

Rebounds

18-19:.....6 (2x) last vs. Middle Tennessee (2/23/19)
C:.....6 (5x) last vs. Middle Tennessee (2/23/19)

Assists

18-19:.....11 vs. Memphis (11/15/18)
C:.....11 vs. Memphis (11/15/18)

Blocks

18-19:.....1 at Louisiana Tech (3/7/19)
C:.....1 at Louisiana Tech (3/7/19)

Steals

18-19:.....5 at Samford (12/5/18)
C:.....5 at Samford (12/5/17)

Field Goals Made

18-19:.....7 (2x) last vs. Middle Tennessee (3/15/19)
C:.....9 vs. Belmont (11/19/16)

Field Goals Attempted

18-19:.....15 vs. Middle Tennessee (3/15/19)
C:.....18 vs. Belmont (11/19/16)

3-Point Field Goals Made

18-19:.....5 vs. Charlotte (3/14/19)
C:.....5 vs. Charlotte (3/14/19)

3-Point Field Goals Attempted

18-19:.....11 at FIU (1/5/19)
C:.....11 at FIU (1/5/19)

Free Throws Made

18-19:.....9 vs. Southern Miss (1/12/19)
C:.....9 vs. Southern Miss (1/12/19)

Free Throws Attempted

18-19:.....14 vs. Southern Miss (1/12/19)
C:.....14 vs. Southern Miss (1/12/19)

Minutes

18-19:.....45 vs. Middle Tennessee (2/23/19)
C:.....49 vs. North Texas (3/8/17)

Double Figures

18-19:.....18 Times
C:.....48 Times

Double Doubles

18-19:.....Once
C:.....Once

BARNES GAME-BY-GAME

Opponent	MIN	FG-FGA	PCT	3FG-3FGA	PCT	FT-FTA	PCT	O-D-T	PF	A	TO	BLK	STL	TP
App State*	33	6-11	.545	2-6	.333	5-5	1.00	0-1-1	2	5	2	0	1	19
Memphis*	32	4-8	.500	0-3	.000	0-0	.000	1-4-5	1	11	2	0	1	8
at Chicago State*	23	2-6	.333	0-3	.000	2-2	1.00	0-3-3	1	7	2	0	2	6
vs. Oklahoma*	39	3-5	.600	1-3	.333	8-9	.889	1-1-2	0	7	2	0	0	15
vs. Tennessee*	43	5-11	.455	2-5	.400	1-2	.500	1-1-2	4	8	4	0	0	13
Alabama A&M*	25	2-8	.250	1-3	.333	2-2	1.00	0-2-2	0	4	1	0	1	7
Alcorn State*	32	1-7	.143	0-4	.000	0-2	.000	0-2-2	0	10	0	0	2	2
at UTEP*	37	5-10	.500	0-4	.000	0-0	.000	0-2-2	2	4	3	0	5	10
McNeese State*	28	1-6	.167	1-4	.250	0-0	.000	0-1-1	0	4	0	0	1	3
at Alabama State*	37	5-9	.556	2-5	.400	5-7	.714	0-0-0	0	2	0	0	2	17
vs. Coppin State*	34	2-4	.500	2-2	1.00	0-0	.000	1-2-3	2	6	2	0	0	6
at FGCU*	40	5-11	.455	0-5	.000	3-3	1.00	2-1-3	1	1	4	0	0	13
UAH*	30	4-8	.500	1-4	.250	0-0	.000	0-1-1	1	4	0	0	2	9
at Florida Atlantic*	28	4-7	.571	2-3	.667	0-0	.000	1-1-2	1	6	1	0	0	10
at FIU*	31	5-14	.357	3-11	.273	2-2	1.00	3-3-6	3	5	1	0	1	15
Louisiana Tech*	39	4-9	.444	0-0	.000	2-2	1.00	0-0-0	1	6	1	0	1	10
Southern Miss*	35	6-11	.545	2-3	.667	9-14	.643	0-1-1	0	4	1	0	0	23
at UTEP*	29	0-1	.000	0-0	.000	0-0	.000	0-1-1	1	6	1	0	0	0
at UTSA*	29	2-6	.333	0-3	.000	0-0	.000	1-1-2	1	4	2	0	0	4
North Texas*	38	6-11	.546	2-4	.500	6-7	.857	1-2-3	2	3	1	0	3	20
Rice*	39	1-10	.100	1-4	.250	0-0	.000	1-1-2	4	1	1	0	0	3
at Middle Tennessee*	36	4-8	.500	0-2	.000	5-6	.833	0-0-2	2	3	2	0	2	13
at Old Dominion*	40	5-8	.625	3-4	.750	3-3	1.00	0-1-1	2	6	1	0	0	16
at Charlotte*	34	4-8	.500	0-3	.000	2-2	1.00	2-0-2	0	2	3	0	0	10
Marshall*	37	1-4	.250	1-4	.250	0-0	.000	0-1-1	3	2	0	0	1	3
WKU*	38	6-12	.500	1-4	.250	6-8	.750	0-0-0	1	6	0	0	1	19
Middle Tennessee*	45	6-14	.429	1-7	.143	6-8	.750	1-5-6	2	6	0	0	0	19
UTEP*	38	2-9	.222	2-6	.333	0-0	.000	0-1-1	1	6	1	0	1	6
at Louisiana Tech*	18	3-4	.750	2-2	1.00	0-0	.000	0-0-0	1	5	1	1	0	8
vs. Charlotte*	37	7-9	.778	5-5	1.00	2-2	1.00	0-3-3	3	3	2	0	0	21
vs. Middle Tennessee*	40	7-15	.467	3-8	.375	4-4	1.00	0-1-1	2	3	1	0	1	21
vs. Troy*	39	2-8	.250	1-2	.500	3-4	.750	0-4-4	2	7	2	0	1	8

CAREER STATISTICS

Season	GP-GS	MIN/AVG.	FG-FGA	PCT.	3FG-FGA	PCT.	FT-FTA	PCT.	O-D-T	AVG.	PF	FO	AST	TO	BLK	STL	PTS	AVG.
16-17	30-27	899/30.0	91-219	.416	30-83	.361	50-72	.694	11-54-65	2.2	64	1	91	84	0	22	262	8.7
17-18	34-34	1116/32.8	131-311	.421	43-117	.368	65-79	.823	10-71-81	2.4	63	1	164	75	0	41	370	10.9
18-19	32-32	1105/34.5	120-272	.441	41-126	.325	76-94	.809	16-47-63	2.0	46	0	157	44	1	29	357	11.2
TOTAL	96-93	3120/32.5	342-802	.426	114-326	.350	191-245	.780	37-172-209	2.2	173	2	412	203	1	92	989	10.3



@UAB_WBB

WNIT SECOND ROUND

13

MARCH 24 | UAB VS. ARKANSAS

@UAB_WBBALL





MARGARET WHITLEY

GUARD
#1

5-8 | Fr.
Geneva, Ill./Geneva

QUICK HITS

- Averaging 8.0 points on seven made triples in last three games
- Recorded a career high 12 points twice: vs. Coppin State (12/20) and vs. UAH (12/30)
- Made UAB debut and recorded first career points against App State (11/9/18)

HIGH SCHOOL

Illinois Class 4A State Champion in 2017 and 2018... Named the Upstate Eight Co-Player of the Year as a junior and senior... Named IBCA First Team All-State in her final two seasons... Named First Team All-Area all four years... 2018 Illinois Queen of the Hill... Montini Christmas Tournament MVP in 2017... Had a career record of 115-16... Shot over 40 percent from long range and over 80 percent from the charity stripe in her career... Broke the 1,000-point mark her junior season, finishing her career with over 1,500 points... Holds the school record for most 3-pointers made and highest career free throw percentage

CAREER HIGHS

Points
18-19:12 (2x) last vs. UAH (12/30/18)
C:12 (2x) last vs. UAH (12/30/18)

Rebounds
18-19:3 (2x) last at FIU (1/5/19)
C:3 (2x) last at FIU (1/5/19)

Assists
18-19:6 vs. UAH (12/30/18)
C:6 vs. UAH (12/30/18)

Blocks
18-19:
C:

Steals
18-19:2 at Chicago State (11/20/18)
C:2 at Chicago State (11/20/18)

Field Goals Made
18-19:4 (2x) last vs. UAH (12/30/18)
C:4 (2x) last vs. UAH (12/30/18)

Field Goals Attempted
18-19:8 (2x) last vs. UAH (12/30/18)
C:8 (2x) last vs. UAH (12/30/18)

3-Point Field Goals Made
18-19:4 vs. Coppin State (12/20/18)
C:4 vs. Coppin State (12/20/18)

3-Point Field Goals Attempted
18-19:8 vs. Oklahoma (11/22/18)
C:8 vs. Oklahoma (11/22/18)

Free Throws Made
18-19:4 vs. Alabama A&M (11/28/18)
C:4 vs. Alabama A&M (11/28/18)

Free Throws Attempted
18-19:4 (2x) last at Louisiana Tech (3/7/19)
C:4 (2x) last at Louisiana Tech (3/7/19)

Minutes
18-19:27 at Chicago State (11/20/18)
C:27 at Chicago State (11/20/18)

Double Figures
18-19:Three Times
C:Three Times

Double Doubles
18-19:
C:

WHITLEY GAME-BY-GAME

Opponent	MIN	FG-FGA	PCT	3FG-3FGA	PCT	FT-FTA	PCT	O-D-T	PF	A	TO	BLK	STL	TP
App State	6	1-1	1.00	0-0	.000	1-2	.500	0-0-0	0	0	1	0	0	3
Memphis	15	3-6	.500	3-5	.600	0-0	.000	1-0-1	0	1	0	0	1	9
at Chicago State	27	0-7	.000	0-6	.000	1-2	.500	2-0-2	4	1	0	0	2	1
vs. Oklahoma	13	1-8	.125	1-8	.125	0-0	.000	0-0-0	0	0	0	0	0	3
vs. Tennessee	5	0-2	.000	0-2	.000	0-0	.000	0-0-0	0	0	1	0	0	0
Alabama A&M	16	2-4	.500	2-4	.500	4-4	1.00	0-3-3	0	0	1	0	0	10
Alcorn State	10	1-2	.500	1-2	.500	0-0	.000	0-0-0	0	1	0	0	0	3
at Samford	4	0-0	.000	0-0	.000	0-0	.000	0-0-0	1	0	0	0	1	0
McNeese State	11	0-2	.000	0-2	.000	1-2	.500	0-0-0	3	4	1	0	0	1
at Alabama State	4	0-0	.000	0-0	.000	0-0	.000	0-0-0	0	0	0	0	0	0
vs. Coppin State	9	4-7	.571	4-7	.571	0-0	.000	1-0-1	2	1	2	0	0	12
at FGCU	2	0-0	.000	0-0	.000	0-0	.000	0-0-0	0	0	0	0	0	0
UAH	17	4-8	.500	3-6	.500	1-2	.500	0-1-1	0	6	1	0	1	12
at Florida Atlantic	16	3-7	.429	1-4	.250	0-0	.000	0-0-0	0	2	1	0	0	7
at FIU	13	1-5	.200	0-3	.000	0-0	.000	0-0-0	0	2	0	0	0	2
Louisiana Tech	5	0-0	.000	0-0	.000	0-0	.000	0-0-0	0	1	0	0	0	0
Southern Miss	6	0-1	.000	0-0	.000	0-0	.000	0-0-0	0	0	1	0	0	0
at UTEP	11	1-2	.500	0-1	.000	0-0	.000	0-0-0	4	1	0	0	0	2
at UTSA	15	2-5	.400	1-3	.333	0-0	.000	0-4-4	0	1	1	0	1	5
North Texas	7	0-1	.000	0-1	.000	0-1	.000	0-0-0	0	0	0	0	0	0
Rice	12	0-3	.000	0-3	.000	0-0	.000	0-0-0	1	0	0	0	0	0
at Middle Tennessee	12	2-5	.400	1-4	.250	1-3	.333	0-0-0	0	0	0	0	0	6
at Old Dominion	- DNP -													
at Charlotte	3	0-2	.000	0-2	.000	0-0	.000	0-0-0	0	0	0	0	0	0
Marshall	- DNP -													
WKU	- DNP -													
Middle Tennessee	- DNP -													
UTEP	8	0-3	.000	0-3	.000	0-0	.000	0-0-0	0	0	2	0	0	0
at Louisiana Tech	11	0-5	.000	0-4	.000	3-4	.750	0-0-0	0	0	1	0	1	3
vs. Charlotte	1	0-0	.000	0-0	.000	0-0	.000	0-0-0	0	0	0	0	0	0
vs. Middle Tennessee	- DNP -													
vs. Troy	- DNP -													

CAREER STATISTICS

Season	GP-GS	MIN/AVG.	FG-FGA	PCT.	3FG-FGA	PCT.	FT-FTA	PCT.	O-D-T	AVG.	PF	FO	AST	TO	BLK	STL	PTS	AVG.
18-19	26-0	259/10.0	25-86	.291	17-70	.243	12-19	.632	6-7-13	0.5	15	0	21	14	0	7	79	3.0
TOTAL	26-0	259/10.0	25-86	.291	17-70	.243	12-19	.632	6-7-13	0.5	15	0	21	14	0	7	79	3.0



@UAB_WBB

WNIT SECOND ROUND

14

MARCH 24 | UAB VS. ARKANSAS

@UAB_WBBALL





ANGELA VENDRELL

GUARD
#3
6-2 | Jr.
Alicante, Spain | CB Claret Benimaclet
QUICK HITS

Recorded first career double-double (13 RBS/11 ASTS) against Marshall (2/14)

2017-18 (SOPHOMORE)

Started in all 34 games... Helped guide the team to 27 total wins and 13 wins in C-USA play, both program records... Helped win the program's first-ever C-USA Regular Season Championship... Member of the first UAB squad to play in the postseason since 2010-11... Helped the Blazers to a 60-50 win over Chattanooga in the first round of the WNIT, the team's first postseason victory since winning the WBI title game, 68-60, over Cal State Bakersfield on March 27, 2011 and its first win in the WNIT since an 81-77 decision over Davidson on March 15, 2007... Led the team in blocked shots with 45 on the season... Her 45 swats rank fourth on the all-time list for most blocks in a single season... Recorded a career-best seven blocks against North Texas (03/01/18), tied for the most in school history in a single game with Michaela Kleist... Her block total helped UAB finish the campaign with the fourth-most blocks in school history (125)... Hauled in the second-most rebounds on the team with 186 boards, good for 5.5 per game... Finished sixth in C-USA for blocks per game (1.3)... Closed out the campaign averaging 4.2 points and 5.5 rebounds per game... Scored a career-best 11 points against both Alabama A&M (12/17/17) and Tuskegee (12/30/17)... Brought down career-best 12 rebounds on three different occasions, with the most recent coming against Rice on (03/09/18)

CAREER HIGHS

Points
 18-19: 15 vs. Troy (3/21/19)
 C: 15 vs. Troy (3/21/19)

Rebounds
 18-19: 13 (2x) last vs. Troy (3/21/19)
 C: 13 (2x) last vs. Troy (3/21/19)

Assists
 18-19: 11 vs. Marshall (2/14/19)
 C: 11 vs. Marshall (2/14/19)

Blocks
 18-19: 4 vs. Louisiana Tech (1/10/19)
 C: 7 at North Texas (3/1/18)

Steals
 18-19: 3 (3x) last vs. Marshall (2/14/19)
 C: 3 (6x) last vs. Marshall (2/14/19)

Field Goals Made
 18-19: 7 vs. Troy (3/21/19)
 C: 7 vs. Troy (3/21/19)

Field Goals Attempted
 18-19: 12 vs. Troy (3/21/19)
 C: 12 vs. Troy (3/21/19)

3-Point Field Goals Made
 18-19: 2 vs. WKU (2/16/19)
 C: 2 vs. WKU (2/16/19)

3-Point Field Goals Attempted
 18-19: 3 (3x) last vs. Middle Tennessee (3/15/19)
 C: 3 (4x) last vs. Middle Tennessee (3/15/19)

Free Throws Made
 18-19: 3 at Chicago State (11/20/18)
 C: 7 vs. Tuskegee (12/30/17)

Free Throws Attempted
 18-19: 4 (2x) last vs. Southern Miss (1/12/19)
 C: 8 vs. Tuskegee (12/30/17)

Minutes
 18-19: 39 (2x) last vs. Troy (3/21/19)
 C: 39 (2x) last vs. Troy (3/21/19)

Double Figures
 18-19: One Time
 C: Four Times

Double Doubles
 18-19: Two Times
 C: Two Times

VENDRELL GAME-BY-GAME

Opponent	MIN	FG-FGA	PCT	3FG-3FGA	PCT	FT-FTA	PCT	O-D-T	PF	A	TO	BLK	STL	TP
App State*	24	3-10	.300	1-3	.333	0-0	.000	1-4-5	1	2	1	1	3	7
Memphis*	19	1-1	1.00	0-0	.000	0-0	.000	0-4-4	3	4	2	0	0	2
at Chicago State*	15	0-4	.000	0-0	.000	3-4	.750	0-6-6	2	0	2	1	3	3
vs. Oklahoma*	22	3-6	.500	0-1	.000	0-0	.000	3-1-4	5	6	1	0	0	6
vs. Tennessee*	39	1-2	.500	0-0	.000	0-0	.000	0-4-4	2	2	3	1	3	2
Alabama A&M*	17	0-0	.000	0-0	.000	0-0	.000	0-1-1	1	2	2	1	2	0
Alcorn State*	16	3-4	.750	0-0	.000	0-0	.000	1-5-6	2	2	3	0	0	6
at Samford*	20	4-8	.500	1-2	.500	0-0	.000	1-6-7	2	1	1	2	1	9
McNeese State*	14	2-5	.400	0-1	.000	0-0	.000	2-2-4	5	2	1	0	0	4
at Alabama State*	14	1-3	.333	0-0	.000	1-3	.000	0-1-1	4	0	0	0	0	3
vs. Coppin State*	20	2-4	.500	0-0	.000	1-2	.500	2-4-6	2	3	1	1	0	5
at FGCU*	22	1-3	.333	0-0	.000	0-0	.000	0-5-5	4	0	0	0	0	2
UAH*	19	3-6	.500	1-1	1.000	0-0	.000	1-4-5	2	3	0	1	0	7
at Florida Atlantic*	19	2-3	.667	0-0	.000	0-0	.000	1-6-7	1	2	0	2	0	4
at FIU*	20	1-3	.333	1-2	.500	2-2	1.00	0-8-8	1	2	0	1	2	5
Louisiana Tech*	27	2-4	.500	0-0	.000	0-0	.000	0-8-8	3	5	2	4	2	4
Southern Miss*	24	0-1	.000	0-0	.000	2-4	.500	0-6-6	2	1	1	3	2	2
at UTEP*	14	0-2	.000	0-0	.000	0-0	.000	1-2-3	2	2	1	3	0	0
at UTSA*	19	3-4	.750	0-0	.000	0-0	.000	0-4-4	2	3	0	0	0	6
North Texas*	16	0-2	.000	0-1	.000	0-0	.000	0-3-3	3	2	0	1	1	0
Rice*	18	1-6	.167	0-0	.000	0-0	.000	1-6-7	3	1	0	0	1	2
at Middle Tennessee*	12	0-0	.000	0-0	.000	0-0	.000	0-0-0	1	1	2	0	1	0
at Old Dominion	10	3-3	1.00	0-0	.000	0-0	.000	0-1-1	2	1	3	0	1	6
at Charlotte	8	0-0	.000	0-0	.000	0-0	.000	0-1-1	2	3	1	1	0	0
Marshall*	31	0-4	.000	0-2	.000	0-0	.000	3-10-13	1	11	2	2	3	0
WKU*	33	2-3	.667	2-3	.667	0-0	.000	3-5-8	3	2	3	2	1	6
Middle Tennessee*	38	4-5	.800	1-1	1.00	0-0	.000	3-5-8	3	5	2	3	2	9
UTEP*	32	1-1	1.00	1-1	1.00	0-0	.000	1-5-6	4	3	1	2	0	3
at Louisiana Tech*	28	3-5	.600	1-2	.500	0-0	.000	0-5-5	4	6	0	1	1	7
vs. Charlotte*	24	3-8	.375	1-1	1.00	1-2	.500	3-4-7	4	4	4	2	1	8
vs. Middle Tennessee*	33	3-9	.333	1-3	.333	0-0	.000	2-5-7	4	5	4	0	1	7
vs. Troy*	39	7-12	.583	0-2	.000	1-4	.250	3-10-13	2	7	4	3	1	15

CAREER STATISTICS

Season	GP-GS	MIN/AVG.	FG-FGA	PCT.	3FG-FGA	PCT.	FT-FTA	PCT.	O-D-T	AVG.	PF	FO	AST	TO	BLK	STL	PTS	AVG.
16-17	9-0	62/6.9	4-12	.333	1-3	.333	1-6	.167	3-11-14	1.6	5	0	7	5	0	3	10	1.1
17-18	34-34	671/19.7	57-172	.331	6-31	.194	23-41	.561	65-121-186	5.5	67	0	90	48	45	20	143	4.2
18-19	32-30	706/22.1	59-131	.450	11-26	.423	11-21	.524	32-141-173	5.4	82	2	94	47	38	32	140	4.4
TOTAL	75-64	1439/19.2	120-315	.381	18-60	.300	35-68	.515	100-273-373	5.0	154	2	191	100	83	55	293	3.9



@UAB_WBB

WNIT SECOND ROUND

15

MARCH 24 | UAB VS. ARKANSAS

@UAB_WBBALL





TALIA ROLDAN

FORWARD

#4

6-4 | So.
Griffith, Ind. | Andrean

QUICK HITS

2017-18 (FRESHMAN)

Appeared in 16 games... Helped guide the team to 27 total wins and 13 wins in C-USA play, both program records... Helped win the program's first-ever C-USA Regular Season Championship... Member of the first UAB squad to play in the postseason since 2010-11... Saw a career-best 17 minutes of action against Miles College... Finished the year averaging 2.0 points and 1.0 rebound per game... Posted a career-best six points against Samford (12/07/17) and Florida Atlantic (01/27/18)... Brought down a career-high four rebounds against Alabama A&M (12/17/18) and blocked a career-best two shots against Florida Atlantic (01/27/18)... Named to the C-USA Commissioner's Honor Roll... Also earned the Commissioner's Academic Medal

CAREER HIGHS

Points	
18-19: 5 at FIU (1/5/19)	
C: 6 (2x) last vs. Florida Atlantic (1/27/18)	
Rebounds	
18-19: 4 (2x) last at Louisiana Tech (3/7/19)	
C: 4 (3x) last at Louisiana Tech (3/7/19)	
Assists	
18-19: 1 at Samford (12/5/18)	
C: 1 at Samford (12/5/18)	
Blocks	
18-19: 1 (4x) last at UTEP (1/17/19)	
C: 2 vs. Florida Atlantic (1/27/18)	
Steals	
18-19: 2 at Chicago State (11/20/18)	
C: 2 at Chicago State (11/20/18)	
Field Goals Made	
18-19: 2 at FIU (1/5/19)	
C: 3 vs. Samford (12/7/17)	
Field Goals Attempted	
18-19: 5 at Louisiana Tech (3/7/19)	
C: 5 at Louisiana Tech (3/7/19)	
3-Point Field Goals Made	
18-19: N/A	
C: N/A	
3-Point Field Goals Attempted	
18-19: 3 at Chicago State (11/20/18)	
C: 3 at Chicago State (11/20/18)	
Free Throws Made	
18-19: 2 (4x) last vs. McNeese State (12/8/18)	
C: 4 vs. Miles College (11/15/17)	
Free Throws Attempted	
18-19: 3 vs. UTEP (3/2/19)	
C: 6 vs. Miles College (11/15/17)	
Minutes	
18-19: 12 vs. UTEP (3/2/19)	
C: 17 vs. Miles College (11/15/17)	
Double Figures	
18-19: N/A	
C: N/A	
Double Doubles	
18-19: N/A	
C: N/A	

ROLDAN GAME-BY-GAME

Opponent	MIN	FG-FGA	PCT	3FG-3FGA	PCT	FT-FTA	PCT	O-D-T	PF	A	TO	BLK	STL	TP
App State	4	0-0	.000	0-0	.000	1-2	.500	0-1-1	2	0	1	0	0	1
Memphis	3	0-2	.000	0-1	.000	2-2	1.00	0-0-0	1	0	0	0	0	2
at Chicago State	9	0-4	.000	0-3	.000	2-2	1.00	2-0-2	0	0	0	1	2	2
vs. Oklahoma	- DNP -													
vs. Tennessee	- DNP -													
Alabama A&M	6	0-0	.000	0-0	.000	1-2	.500	0-3-3	1	0	0	1	0	1
Alcorn State	3	0-1	.000	0-0	.000	0-0	.000	0-1-1	1	0	0	0	0	0
at Samford	2	0-0	.000	0-0	.000	2-2	1.00	0-0-0	1	1	0	0	0	2
McNeese State	4	0-1	.000	0-1	.000	2-2	1.00	0-0-0	0	0	0	1	0	2
at Alabama State	- DNP -													
vs. Coppin State	2	0-0	.000	0-0	.000	0-0	.000	0-0-0	0	0	0	0	0	0
at FGCU	- DNP -													
UAH	4	0-1	.000	0-1	.000	0-0	.000	0-0-0	0	0	0	0	0	0
at Florida Atlantic	3	0-1	.000	0-0	.000	0-0	.000	1-0-1	0	0	0	0	0	0
at FIU	3	2-3	.667	0-0	.000	1-1	1.00	1-0-1	1	0	1	0	0	5
Louisiana Tech	- DNP -													
Southern Miss	2	0-0	.000	0-0	.000	0-0	.000	0-0-0	0	0	0	0	0	0
at UTEP	3	0-0	.000	0-0	.000	2-2	1.00	0-1-1	2	0	1	1	0	2
at UTSA	1	0-0	.000	0-0	.000	0-0	.000	0-0-0	0	0	0	0	0	0
North Texas	- DNP -													
Rice	- DNP -													
at Middle Tennessee	2	0-0	.000	0-0	.000	0-0	.000	0-0-0	0	0	0	0	0	0
at Old Dominion	- DNP -													
at Charlotte	- DNP -													
Marshall	- DNP -													
WKU	- DNP -													
Middle Tennessee	- DNP -													
UTEP	12	1-3	.333	0-2	.000	0-3	.000	1-3-4	1	0	0	0	0	2
at Louisiana Tech	9	1-5	.200	0-2	.000	0-0	.000	0-4-4	0	0	0	0	0	2
vs. Charlotte	0+	0-0	.000	0-0	.000	0-0	.000	0-0-0	0	0	0	0	0	0
vs. Middle Tennessee	- DNP -													
vs. Troy	- DNP -													

CAREER STATISTICS

Season	GP-GS	MIN/AVG.	FG-FGA	PCT.	3FG-FGA	PCT.	FT-FTA	PCT.	O-D-T	AVG.	PF	FO	AST	TO	BLK	STL	PTS	AVG.
17-18	16-0	97/6.1	11-21	.524	0-4	.000	10-15	.667	7-9-16	1.0	9	0	0	7	4	0	32	2.0
18-19	18-0	72/4.0	4-21	.190	0-10	.000	13-18	.722	5-13-18	1.0	10	0	1	3	4	2	21	1.2
TOTAL	34-0	169/5.0	15-42	.357	0-14	.000	23-33	.697	12-22-34	1.0	19	0	1	10	8	2	53	1.6



@UAB_WBB

WNIT SECOND ROUND

16

MARCH 24 | UAB VS. ARKANSAS

@UAB_WBBALL





EMILY FRASCO

GUARD
#5

5-8 | Fr.
Geneva, Ill./Geneva

QUICK HITS

- Hit the 18th 3-pointer against Coppin State that broke the school record for most 3-pointers made in a contest (12/20)
- Scored a career-high seven points on a 3-of-5 night from the field at Chicago State (11/20)

HIGH SCHOOL

Averaged 16.2 ppg, 4.2 rpg and 2.4 apg during her senior season... Earned All-Conference and All-Area honors during her junior and senior years... Named All-State Honorable Mention as a junior and senior... Two-time Dundee Crown MVP... Named the York Tournament MVP as a senior... Pioneer Press All-Area Team member... MSL East Player of the Year... Claimed the region title as a freshman

CAREER HIGHS

Points	
18-19:	7 at Chicago State (11/20/18)
C:	7 at Chicago State (11/20/18)
Rebounds	
18-19:	2 (3x) last at Louisiana Tech (3/7/19)
C:	2 (3x) last at Louisiana Tech (3/7/19)
Assists	
18-19:	1 (2x) last vs. Alcorn State (11/30/18)
C:	1 (2x) last vs. Alcorn State (11/30/18)
Blocks	
18-19:	2 vs. Alabama A&M (11/28/18)
C:	2 vs. Alabama A&M (11/28/18)
Steals	
18-19:	1 vs. McNeese State (12/8/18)
C:	1 vs. McNeese State (12/8/18)
Field Goals Made	
18-19:	3 at Chicago State (11/20/18)
C:	3 at Chicago State (11/20/18)
Field Goals Attempted	
18-19:	5 at Chicago State (11/20/18)
C:	5 at Chicago State (11/20/18)
3-Point Field Goals Made	
18-19:	1 at Chicago State (11/20/18)
C:	1 at Chicago State (11/20/18)
3-Point Field Goals Attempted	
18-19:	1 at Chicago State (11/20/18)
C:	1 at Chicago State (11/20/18)
Free Throws Made	
18-19:	1 vs. Alabama A&M (11/28/18)
C:	1 vs. Alabama A&M (11/28/18)
Free Throws Attempted	
18-19:	2 vs. Alabama A&M (11/28/18)
C:	2 vs. Alabama A&M (11/28/18)
Minutes	
18-19:	13 at Chicago State (11/20/18)
C:	13 at Chicago State (11/20/18)
Double Figures	
18-19:	
C:	
Double Doubles	
18-19:	
C:	

FRASCO GAME-BY-GAME

Opponent	MIN	FG-FGA	PCT	3FG-3FGA	PCT	FT-FTA	PCT	O-D-T	PF	A	TO	BLK	STL	TP
App State	- DNP -													
Memphis	3	0-0	.000	0-0	.000	0-0	.000	0-0-0	0	0	1	0	0	0
at Chicago State	13	3-5	.600	1-1	1.00	0-0	.000	1-1-2	2	1	1	1	0	7
vs. Oklahoma	- DNP -													
vs. Tennessee	- DNP -													
Alabama A&M	5	0-1	.000	0-0	.000	1-2	.500	1-1-2	0	0	2	2	0	1
Alcorn State	5	1-2	.500	0-0	.000	0-0	.000	0-1-1	0	0	0	0	0	2
at Samford	2	0-0	.000	0-0	.000	0-0	.000	0-0-0	0	0	0	0	0	0
McNeese State	6	0-1	.000	0-1	.000	0-0	.000	0-0-0	0	0	0	0	1	0
at Alabama State	1	0-0	.000	0-0	.000	0-0	.000	0-0-0	0	0	0	0	0	0
vs. Coppin State	3	1-2	.500	1-2	.500	0-0	.000	0-0-0	1	0	0	0	0	3
at FGCU	- DNP -													
UAH	2	1-1	1.00	0-0	.000	0-0	.000	1-0-1	1	0	0	0	0	2
at Florida Atlantic	2	0-0	.000	0-0	.000	0-0	.000	0-1-1	0	0	0	0	0	0
at FIU	3	0-0	.000	0-0	.000	0-0	.000	0-1-1	0	0	0	0	0	0
Louisiana Tech	- DNP -													
Southern Miss	- DNP -													
at UTEP	4	0-2	.000	0-2	.000	0-0	.000	0-1-1	0	0	0	1	0	0
at UTSA	1	0-0	.000	0-0	.000	0-0	.000	0-0-0	0	0	0	0	0	0
North Texas	- DNP -													
Rice	- DNP -													
at Middle Tennessee	0+	0-0	.000	0-0	.000	0-0	.000	0-1-1	0	0	0	0	0	0
at Old Dominion	- DNP -													
at Charlotte	- DNP -													
Marshall	- DNP -													
WKU	- DNP -													
Middle Tennessee	- DNP -													
UTEP	1	0-0	.000	0-0	.000	0-0	.000	0-0-0	0	0	0	0	0	0
at Louisiana Tech	2	0-0	.000	0-0	.000	0-0	.000	0-2-2	0	0	0	0	0	0
vs. Charlotte	0+	0-0	.000	0-0	.000	0-0	.000	0-0-0	0	0	0	0	0	0
vs. Middle Tennessee	- DNP -													
vs. Troy	- DNP -													

CAREER STATISTICS

Season	GP-GS	MIN/AVG.	FG-FGA	PCT.	3FG-FGA	PCT.	FT-FTA	PCT.	O-D-T	AVG.	PF	FO	AST	TO	BLK	STL	PTS	AVG.
18-19	17-0	53/3.1	6-14	.429	2-6	.333	1-2	.500	3-9-12	0.7	4	0	2	6	4	2	15	0.9
TOTAL	17-0	53/3.1	6-14	.429	2-6	.333	1-2	.500	3-9-12	0.7	4	0	2	6	4	2	15	0.9





SARA ROSENFELDT

FORWARD

#10

6-0 | Fr.

St. Charles, Ill. | St. Charles East

QUICK HITS

- Reeled in a career high eight rebounds in Hilton Garden Inn Classic Championship victory against FGCU (12/21)
- Recorded a career-high five points against Memphis (11/15)
- Made UAB debut and recorded first career points and reeled in three rebounds against App State (11/9/18)

HIGH SCHOOL

Finished her career with 1,656 points, 1,014 rebounds, 174 assists and 56 blocks... All-time leading scorer and rebounder for St. Charles East girls' basketball... Named the West Suburbs Chicago Tribune Athlete of the Year as a senior... Was the 2017 Conference Player of the Year... Illinois Coaches Basketball Association All-State Second Team as a junior and Third Team as a senior... 2018 Illinois All-State Honorable Mention honoree... All-Area and All-Conference all four years... Earned Daily Herald Player of the Week honors four times throughout her career and Player of the Month honors once... Claimed Schaumburg All-Tournament honors three times and a spot on the Wheaton North All-Tournament team all four years

CAREER HIGHS

Points

18-19:6 at Chicago State (11/20/18)
C:6 at Chicago State (11/20/18)

Rebounds

18-19:8 at FGCU (12/21/18)
C:8 at FGCU (12/21/18)

Assists

18-19:2 at Louisiana Tech (3/7/19)
C:2 at Louisiana Tech (3/7/19)

Blocks

18-19:1 (5x) last vs. North Texas (1/24/19)
C:1 (5x) last vs. North Texas (1/24/19)

Steals

18-19:3 vs. WKU (2/16/19)
C:3 vs. WKU (2/16/19)

Field Goals Made

18-19:2 (5x) last vs. Middle Tennessee (3/15/19)
C:2 (5x) last vs. Middle Tennessee (3/15/19)

Field Goals Attempted

18-19:5 vs. Alabama A&M (11/28/18)
C:5 vs. Alabama A&M (11/28/18)

3-Point Field Goals Made

18-19:0
C:0

3-Point Field Goals Attempted

18-19:0+
C:0

Free Throws Made

18-19:4 at Chicago State (11/20/18)
C:4 at Chicago State (11/20/18)

Free Throws Attempted

18-19:6 at Chicago State (11/20/18)
C:6 at Chicago State (11/20/18)

Minutes

18-19:20 at Louisiana Tech (3/7/19)
C:20 at Louisiana Tech (3/7/19)

Double Figures

18-19:2
C:2

Double Doubles

18-19:0
C:0

ROSENFELDT GAME-BY-GAME

Opponent	MIN	FG-FGA	PCT	3FG-3FGA	PCT	FT-FTA	PCT	O-D-T	PF	A	TO	BLK	STL	TP
App State	8	0-0	.000	0-0	.000	1-2	.500	1-2-3	3	1	2	0	0	1
Memphis	7	2-3	.667	0-0	.000	1-1	1.00	2-0-2	3	0	0	0	0	5
at Chicago State	8	1-3	.333	0-0	.000	4-6	.667	2-4-6	0	0	0	0	1	6
vs. Oklahoma	- DNP -													
vs. Tennessee	0+	0-0	.000	0-0	.000	0-0	.000	0-0-0	0	0	0	0	0	0
Alabama A&M	15	2-5	.400	0-0	.000	1-2	.500	2-0-2	1	1	1	1	1	5
Alcorn State	3	1-1	1.00	0-0	.000	0-0	.000	0-1-1	0	0	0	0	0	2
at Samford	3	2-2	1.00	0-0	.000	0-0	.000	1-0-1	0	0	0	0	0	4
McNeese State	6	1-3	.333	0-0	.000	0-0	.000	0-2-2	1	0	0	0	1	2
at Alabama State	- DNP -													
vs. Coppin State	8	1-1	1.00	0-0	.000	0-2	.000	1-2-3	2	0	0	0	0	2
at FGCU	13	1-3	.333	0-0	.000	0-0	.000	3-5-8	0	0	0	0	0	2
UAH	9	1-2	.500	0-0	.000	0-2	.000	0-2-2	0	0	0	1	0	2
at Florida Atlantic	13	0-2	.000	0-0	.000	0-0	.000	1-3-4	3	1	0	0	2	0
at FIU	9	0-0	.000	0-0	.000	1-2	.500	0-1-1	2	1	1	0	0	1
Louisiana Tech	- DNP -													
Southern Miss	3	0-0	.000	0-0	.000	1-2	.500	0-0-0	2	0	0	0	0	1
at UTEP	9	0-0	.000	0-0	.000	1-2	.500	0-3-3	1	0	0	0	1	1
at UTSA	15	1-3	.333	0-0	.000	2-2	1.00	3-2-5	2	1	2	1	1	4
North Texas	10	0-0	.000	0-0	.000	0-2	.000	2-4-6	2	0	0	1	0	0
Rice	2	0-0	.000	0-0	.000	0-0	.000	0-2-2	0	0	0	0	0	0
at Middle Tennessee	3	0-0	.000	0-0	.000	0-0	.000	0-1-1	0	0	0	0	0	0
at Old Dominion*	8	0-1	.000	0-0	.000	0-2	.000	0-2-2	2	0	2	0	0	0
at Charlotte*	11	0-0	.000	0-0	.000	2-2	1.00	0-2-2	1	1	0	0	0	2
Marshall	2	0-0	.000	0-0	.000	0-0	.000	0-0-0	0	0	0	0	1	0
WKU	15	1-1	1.00	0-0	.000	0-0	.000	2-1-3	2	0	1	0	3	2
Middle Tennessee	14	2-2	1.00	0-0	.000	0-0	.000	0-3-3	4	0	2	0	0	4
UTEP	17	0-2	.000	0-0	.000	0-0	.000	1-3-4	3	1	0	0	1	1
at Louisiana Tech	20	1-3	.333	0-0	.000	0-2	.000	3-1-4	2	2	1	0	1	2
vs. Charlotte	15	0-2	.000	0-0	.000	0-0	.000	0-2-2	2	0	0	0	0	0
vs. Middle Tennessee	11	2-3	.667	0-0	.000	0-0	.000	2-1-3	0	1	0	0	0	4
vs. Troy	1	0-1	.000	0-0	.000	0-0	.000	0-0-0	0	0	0	0	0	0

CAREER STATISTICS

Season	GP-GS	MIN/AVG.	FG-FGA	PCT.	3FG-FGA	PCT.	FT-FTA	PCT.	O-D-T	AVG.	PF	FO	AST	TO	BLK	STL	PTS	AVG.
18-19	29-2	258/8.9	19-43	.442	0-0	.000	15-33	.455	26-49-75	2.6	38	0	10	14	4	13	53	1.9
TOTAL	29-2	258/8.9	19-43	.442	0-0	.000	15-33	.455	26-49-75	2.6	38	0	10	14	4	13	53	1.9



@UAB_WBB

WNIT SECOND ROUND

18

MARCH 24 | UAB VS. ARKANSAS

@UAB_WBBALL





TRISTA MAGEE

GUARD

#12

6-1 | RS-Jr.

Ellisville, Miss. | Alabama

QUICK HITS

- Led UAB in rebounding for third time in career, while netting a season high 15 points against Alcorn State (11/30)
- Has reeled in a career high nine rebounds vs. Oklahoma (11/22) and against McNeese State (12/8)
- Netted a season high seven pints on a 2-3 night from long range at Chicago State (11/20); also added five rebounds
- Recorded six points on a 2-2 night from beyond the 3-point line in the season opener against App State (11/9)

CAREER HIGHS

Points

18-19:15 vs. Alcorn State (11/30/18)
C:16 at Old Dominion (1/4/18)

Rebounds

18-19:10 at Alabama State (12/16/18)
C:10 at Alabama State (12/16/18)

Assists

18-19:4 vs. Coppin State (12/20/18)
C:4 (2x) last vs. Coppin State (12/20/17)

Blocks

18-19:2 at Old Dominion (2/7/19)
C:2 at Old Dominion (2/7/19)

Steals

18-19:2 (5x) last vs. North Texas (1/24/19)
C:2 (5x) last vs. North Texas (1/24/19)

Field Goals Made

18-19:6 vs. Alcorn State (11/30/18)
C:6 vs. Alcorn State (11/30/18)

Field Goals Attempted

18-19:10 vs. Alcorn State (11/30/18)
C:11 at Old Dominion (1/4/18)

3-Point Field Goals Made

18-19:3 (3x) last at Old Dominion (2/7/19)
C:4 (2x) last at UTEP (2/2/18)

3-Point Field Goals Attempted

18-19:7 vs. Alcorn State (11/30/18)
C:8 at UTEP (2/2/18)

Free Throws Made

18-19:4 vs. Alabama A&M (11/28/18)
C:4 (2x) last vs. Alabama A&M (11/28/18)

Free Throws Attempted

18-19:4 (2x) last vs. Coppin State (12/20/18)
C:6 at Old Dominion (1/4/18)

Minutes

18-19:26 at Alabama State (12/16/18)
C:26 at Alabama State (12/16/18)

Double Figures

18-19:Two Times
C:Five Times

Double Doubles

18-19:N/A
C:N/A

2017-18 (REDSHIRT SOPHOMORE)

Appeared in 21 games... Helped guide the team to 27 total wins and 13 wins in C-USA play, both program records... Helped win the program's first-ever C-USA Regular Season Championship... Member of the first UAB squad to play in the postseason since 2010-11... Part of the UAB team that set the program record for 3-point field goal percentage (37.6) and set the school record for made 3-point field goals (267)... Finished the year with a 42.6 percent 3-point field goal percentage after going 23-for-45 from long range... Scored a career-high 16 points against Old Dominion (01/04/18) in a career-best 22 minutes, the first C-USA game of her career, on the back of four made triples... Also knocked down a career-best four triples against UTEP (02/02/18) en route to helping the team break the school record for most made 3-pointers in a single game (17)... Set careers highs in both rebounds (8) and assists (4) against Tuskegee (12/30/17)... Named to the C-USA Commissioner's Honor Roll

MAGEE GAME-BY-GAME

Opponent	MIN	FG-FGA	PCT	3FG-3FGA	PCT	FT-FTA	PCT	O-D-T	PF	A	TO	BLK	STL	TP
App State	13	2-2	1.00	2-2	1.00	0-0	.000	0-5-5	4	1	0	1	0	6
Memphis	19	0-3	.000	0-3	.000	0-0	.000	1-4-5	0	2	1	1	0	0
at Chicago State	18	2-5	.400	2-3	.667	1-2	.500	1-4-5	3	0	1	0	1	7
vs. Oklahoma	18	3-6	.500	3-5	.600	1-2	.500	2-7-9	2	0	1	0	1	10
vs. Tennessee	6	0-1	.000	0-0	.000	0-0	.000	0-4-4	3	1	0	0	0	0
Alabama A&M	17	1-4	.250	0-2	.000	4-4	1.00	1-4-5	1	0	0	0	0	6
Alcorn State	21	6-10	.600	3-7	.429	0-0	.000	3-5-8	2	1	1	1	1	15
at Samford	18	0-1	.000	0-1	.000	0-0	.000	0-6-6	2	1	2	1	0	0
McNeese State	21	2-7	.286	2-6	.333	0-0	.000	1-8-9	1	1	1	0	2	6
at Alabama State	26	1-5	.200	0-3	.000	0-0	.000	3-7-10	2	0	0	0	1	2
vs. Coppin State	18	2-3	.667	1-2	.500	3-4	.750	2-3-5	1	4	1	1	1	8
at FGCU	16	0-3	.000	0-2	.000	0-2	.000	3-2-5	3	2	2	0	0	0
UAH	15	3-4	.750	1-1	1.00	2-2	1.00	1-2-3	3	0	1	0	0	9
at Florida Atlantic	18	1-3	.333	0-1	.000	3-3	1.00	0-2-2	3	0	0	1	1	3
at FIU	17	0-3	.000	0-3	.000	1-2	.500	0-4-4	2	0	1	0	0	1
Louisiana Tech	13	0-3	.000	0-2	.000	0-0	.000	0-4-4	0	1	0	0	1	0
Southern Miss	17	1-4	.250	1-3	.333	0-0	.000	1-2-3	1	2	0	1	2	3
at UTEP	23	1-7	.143	1-5	.200	0-0	.000	0-6-6	1	2	0	0	2	3
at UTSA	20	1-3	.333	1-2	.500	1-2	.500	2-3-5	3	0	1	0	2	4
North Texas	24	0-3	.000	0-1	.000	2-2	1.00	2-4-6	2	1	1	0	2	2
Rice	20	1-3	.333	1-2	.500	0-0	.000	1-2-3	0	2	0	0	1	3
at Middle Tennessee	21	0-4	.000	0-4	.000	0-0	.000	1-7-8	1	1	1	1	1	0
at Old Dominion	23	3-4	.750	3-4	.750	0-0	.000	0-4-4	5	2	3	2	0	9
at Charlotte	21	2-7	.286	1-4	.250	0-0	.000	0-5-5	2	2	0	0	0	5
Marshall	8	0-3	.000	0-3	.000	1-2	.500	1-2-3	1	3	1	0	0	1
WKU	7	0-1	.000	0-1	.000	0-0	.000	0-0-0	1	1	0	0	0	0
Middle Tennessee	4	0-1	.000	0-1	.000	2-2	1.00	0-1-1	0	0	0	0	0	2
UTEP	-	-	-	-	-	-	-	-	-	-	-	-	-	-
at Louisiana Tech	-	-	-	-	-	-	-	-	-	-	-	-	-	-
vs. Charlotte	-	-	-	-	-	-	-	-	-	-	-	-	-	-
vs. Middle Tennessee	-	-	-	-	-	-	-	-	-	-	-	-	-	-
vs. Troy	-	-	-	-	-	-	-	-	-	-	-	-	-	-

CAREER STATISTICS

Season	GP-GS	MIN/AVG.	FG-FGA	PCT.	3FG-FGA	PCT.	FT-FTA	PCT.	O-D-T	AVG.	PF	FO	AST	TO	BLK	STL	PTS	AVG.
17-18	22-0	244/11.1	26-71	.366	23-54	.426	11-17	.647	9-37-46	2.1	35	0	12	191	5	3	86	3.9
18-19	27-0	462/17.1	32-103	.311	22-73	.301	20-26	.769	26-107-133	4.9	49	1	30	19	10	18	106	3.9
TOTAL	49-0	706/14.4	58-174	.333	45-127	.354	31-43	.721	35-144-179	3.7	84	1	42	38	15	21	192	3.9





KATELYNN THOMAS

FORWARD

#13

6-0 | Jr.
Birmingham, Ala. | Shades Valley

QUICK HITS

- Ranks 17th nationally in field goal percentage (60.1 percent)
- Earned C-USA Player of the Week accolades (11/26) after averaging 19.0 points, 6.0 rebounds and shot 66.7 percent from the field
- Recorded second career double double (14 PTS/11 RBS) against McNeese State (12/8)
- Named to the Junkanoo Jam All-Tournament Team
- Netted a career-high 23 points on a career best 14 attempts at Florida Atlantic (1/3)

CAREER HIGHS

Points
18-19:25 (2x) last vs. Troy (3/21/19)
C:25 (2x) last vs. Troy (3/21/19)

Rebounds
18-19:11 vs. McNeese State (12/8/18)
C:12 vs. Middle Tennessee (2/22/18)

Assists
18-19:2 vs. Tennessee (11/24/18)
C:2 vs. Tennessee (11/24/18)

Blocks
18-19:3 vs. Middle Tennessee (3/15/19)
C:3 (3x) last vs. Middle Tennessee (3/15/19)

Steals
18-19:3 vs. Southern Miss (1/12/19)
C:3 vs. Southern Miss (1/12/19)

Field Goals Made
18-19:12 vs. Troy (3/21/19)
C:12 vs. Troy (3/21/19)

Field Goals Attempted
18-19:17 vs. Troy (3/21/19)
C:17 vs. Troy (3/21/19)

3-Point Field Goals Made
18-19:
C:

3-Point Field Goals Attempted
18-19:
C:

Free Throws Made
18-19:7 vs. Tennessee (11/24/18)
C:7 vs. Tennessee (11/24/18)

Free Throws Attempted
18-19:9 (2x) last vs. Southern Miss (1/12/19)
C:9 (2x) last vs. Southern Miss (1/12/19)

Minutes
18-19:32 vs. Tennessee (11/24/18)
C:32 vs. Tennessee (11/24/18)

Double Figures
18-19:23 Times
C:32 Times

Double Doubles
18-19:Once
C:Twice

2017-18 (SOPHOMORE)

Appeared in all 34 games, making six starts... Helped guide the team to 27 total wins and 13 wins in C-USA play, both program records... Helped win the program's first-ever C-USA Regular Season Championship... Member of the first UAB squad to play in the postseason since 2010-11... Helped the Blazers to a 60-50 win over Chattanooga in the first round of the WNIT, the team's first postseason victory since winning the WBI title game, 68-60, over Cal State Bakersfield on March 27, 2011 and its first win in the WNIT since an 81-77 decision over Davidson on March 15, 2007... Led the team in field goal percentage at 59.7 percent (129-for-216), the third-best percentage in program history... Scored 22 points in the season opener against Mississippi Valley State (11/11/17)... Also went for 22 points against North Texas (01/20/18), where she finished the game a perfect 11-for-11 from the field, the best since Maureen Newton went 10-for-10 (1.000) against Mercer on Feb. 9, 1993... Was the Blazers' most dominant threat off the bench, averaging 8.1 points and 3.3 rebounds per game... Finished the year averaging 8.2 points and 3.4 rebounds per game... Hauled in a career-best 12 rebounds against Middle Tennessee (02/22/18)... Closed out the year with 21 blocks, the third-most on the team, which helped the Blazers finish the year with the fourth-most blocks in a single season in school history (125)... Named to the C-USA Commissioner's Honor Roll

THOMAS GAME-BY-GAME

Opponent	MIN	FG-FGA	PCT	3FG-3FGA	PCT	FT-FTA	PCT	O-D-T	PF	A	TO	BLK	STL	TP
App State*	20	3-7	.429	0-0	.000	2-4	.500	2-7-9	0	0	1	1	0	8
Memphis*	16	4-6	.667	0-0	.000	1-4	.250	0-2-2	4	0	0	1	0	16
at Chicago State	15	8-12	.667	0-0	.000	0-0	.000	3-4-7	2	1	2	1	1	16
vs. Oklahoma*	30	10-11	.909	0-0	.000	2-4	.500	2-6-8	2	0	1	0	0	22
vs. Tennessee*	32	6-13	.461	0-0	.000	7-9	.778	1-2-3	4	2	2	0	1	19
Alabama A&M*	14	3-5	.600	0-0	.000	4-8	.500	1-3-4	3	0	0	0	1	10
Alcorn State*	20	5-7	.714	0-0	.000	0-0	.000	0-5-5	2	0	0	2	1	10
at Samford*	18	5-8	.625	0-0	.000	0-0	.000	2-6-8	3	0	2	2	1	10
McNeese State*	18	7-13	.539	0-0	.000	0-0	.000	4-7-11	4	1	1	2	0	14
at Alabama State*	22	6-10	.600	0-0	.000	4-6	.667	3-3-6	0	0	2	0	1	16
vs. Coppin State*	20	3-6	.500	0-0	.000	1-2	.500	2-3-5	2	0	0	1	0	7
at FGCU*	17	1-4	.250	0-0	.000	0-0	.000	1-3-4	3	1	2	0	0	2
UAH*	15	6-12	.500	0-0	.000	0-1	.000	4-1-5	2	0	0	0	0	12
at Florida Atlantic*	16	10-14	.714	0-0	.000	3-4	.750	4-2-6	3	0	2	0	1	23
at FIU*	18	7-10	.700	0-0	.000	0-0	.000	4-3-7	2	0	3	1	0	14
Louisiana Tech*	23	8-12	.667	0-0	.000	0-0	.000	2-5-7	3	0	2	0	1	19
Southern Miss*	22	7-11	.636	0-0	.000	5-9	.556	3-4-7	2	0	2	1	3	19
at UTEP*	14	7-10	.700	0-0	.000	2-2	1.00	0-3-3	3	0	0	0	0	16
at UTSA*	5	2-8	.250	0-0	.000	1-2	.500	1-6-7	1	0	3	1	0	5
North Texas*	15	2-4	.500	0-0	.000	0-2	.000	0-3-3	3	0	1	1	1	4
Rice*	17	1-7	.143	0-0	.000	2-2	1.00	3-3-6	2	0	0	1	2	4
at Middle Tennessee*	19	3-4	.750	0-0	.000	1-4	.250	0-4-4	3	0	0	2	0	7
at Old Dominion*	18	4-6	.667	0-0	.000	0-0	.000	1-4-5	2	1	0	2	0	8
at Charlotte*	16	5-7	.714	0-0	.000	1-2	.500	1-1-2	1	0	0	1	0	11
Marshall*	16	7-11	.636	0-0	.000	0-0	.000	0-1-1	3	0	1	0	0	14
WKU*	10	2-3	.667	0-0	.000	0-1	.000	1-5-6	2	0	3	0	0	4
Middle Tennessee*	18	5-9	.556	0-0	.000	3-3	1.00	1-1-2	5	0	2	2	0	13
UTEP*	14	4-5	.800	0-0	.000	2-3	.667	1-3-4	4	0	2	1	2	10
at Louisiana Tech*	23	11-13	.846	0-0	.000	3-5	.600	0-5-5	1	0	2	1	0	25
vs. Charlotte*	26	6-8	.750	0-0	.000	4-6	.667	4-2-6	2	0	1	2	0	16
vs. Middle Tennessee*	15	4-9	.444	0-0	.000	3-4	.750	1-0-1	2	0	0	3	0	11
vs. Troy*	17	12-17	.706	0-0	.000	1-3	.333	3-1-4	2	0	5	0	0	25

CAREER STATISTICS

Season	GP-GS	MIN/AVG.	FG-FGA	PCT.	3FG-FGA	PCT.	FT-FTA	PCT.	O-D-T	AVG.	PF	FO	AST	TO	BLK	STL	PTS	AVG.
16-17	22-0	170/7.7	32-52	.615	0-0	.000	16-28	.571	17-25-42	1.9	21	0	1	151	5	5	80	3.6
17-18	34-6	527/15.5	12-216	.597	0-0	.000	21-38	.553	38-78-116	3.4	61	1	9	29	21	14	279	8.2
18-19	32-32	591/18.5	174-282	.617	0-0	.000	55-95	.579	55-108-163	5.1	80	1	6	42	29	16	403	12.6
TOTAL	88-38	1288/14.6	335-550	.609	0-0	.000	92-161	.571	110-211-321	3.6	162	2	16	86	55	35	762	8.7





DEANNA KUZMANIC

GUARD

#20

5-9 | Sr.

Mount Prospect, Ill. | Wheeling

QUICK HITS

- Named Hilton Garden Inn Classic Tournament MVP after a season high 31 point and career best eight rebound performance in the title game
- Earned C-USA Player of the Week Honors (12/24)
- Recorded first career double double against McNeese State (10 PTS/11 AST)
- Has netted double figures in 13 of 14 games this season
- Named to the Preseason C-USA Team
- Named a Senior CLASS finalist

CAREER HIGHS

Points

18-19:31 at FGCU (12/21/18)
C:35 vs. Louisiana Tech (2/24/18)

Rebounds

18-19:12 vs. Charlotte (3/14/19)
C:12 vs. Charlotte (3/14/19)

Assists

18-19:11 vs. McNeese State (12/8/18)
C:11 vs. McNeese State (12/8/17)

Blocks

18-19:1 (7x) last vs. Charlotte (3/14/19)
C:3 at Samford (12/21/15)

Steals

18-19:3 (3x) last at Louisiana Tech (3/7/19)
C:4 (5x) last vs. Rice (2/15/18)

Field Goals Made

18-19:13 at FGCU (12/21/18)
C:13 at FGCU (12/21/18)

Field Goals Attempted

18-19:21 at FGCU (12/21/18)
C:21 at FGCU (12/21/15)

3-Point Field Goals Made

18-19:7 at Louisiana Tech (3/7/19)
C:7 (2x) last at Louisiana Tech (3/7/19)

3-Point Field Goals Attempted

18-19:10 vs. Marshall (2/14/19)
C:15 at Marshall (2/25/16)

Free Throws Made

18-19:7 (4x) last vs. Middle Tennessee (3/15/19)
C:8 vs. Louisiana Tech (2/24/18)

Free Throws Attempted

18-19:8 (2x) last vs. North Texas (1/19/19)
C:8 (3x) last vs. North Texas (1/19/19)

Minutes

18-19:45 vs. Middle Tennessee (2/23/19)
C:45 (2x) last vs. Middle Tennessee (2/23/19)

Double Figures

18-19:22 Times
C:77 Times

Double Doubles

18-19:Two times
C:Two times

2017-18 (JUNIOR)

Started in all 34 games, bringing her consecutive start total to 95... Named to the Conference USA All-Conference First Team... Claimed a spot on the C-USA All-Academic Team, one of four players in program history to earn a berth on the All-Academic team and one of three to earn it twice... Named to the College Sports Information Directors of America (CoSIDA) Academic All-District 4 team, the second Blazer in program history to claim that feat... Helped guide the team to 27 total wins and 13 wins in C-USA play, both program records... Helped win the program's first-ever C-USA Regular Season Championship... Member of the first UAB squad to play in the postseason since 2010-11... Helped the Blazers to a 60-50 win over Chattanooga in the first round of the WNIT, the team's first postseason victory since winning the WBI title game, 68-60, over Cal State Bakersfield on March 27, 2011 and its first win in the WNIT since an 81-77 decision over Davidson on March 15, 2007... Became the 28th member of UAB's 1,000-point club with her career-high 35-point outing against Louisiana Tech on 02/24/18... Finished the season with 472 points, bringing her career total up to 1,116, the 23rd-most in program history... Helped set the school record for most assists in a singles season (590) and assist/turnover ratio (1.4) by finishing the year individually with 128 assists and a 2.2 assist/turnover ratio... Aided in the Blazers finishing the year ranked 15th in the NCAA in assists per game (17.3) and ninth in assist/turnover ratio (1.4)... Ranked sixth in assists (3.8) and second in assist/turnover ratio (2.2) in C-USA... Shot 38.9 percent from long range (63-for-162), the third-best on the team... Part of the UAB team that set the program record for 3-point field goal percentage (37.6) and set the school record for made 3-point field goals (267) after pouring in 63 on the year... Currently ranked fourth on the all-time list for career made 3-pointers with 195... During her record-setting performance against Louisiana Tech where she scored 35 points, she buried a career-best 10 field goals and seven triples... Finished the season with a team-high 13.9 points per game in a team-best 1,127 minutes played... Her 472 total points helped the Blazers tally 2,431 points on the year, the fourth most in school history... Named to the C-USA Commissioner's Honor Roll... Also earned the Commissioner's Academic Medal

KUZMANIC GAME-BY-GAME

Opponent	MIN	FG-FGA	PCT	3FG-3FGA	PCT	FT-FTA	PCT	O-D-T	PF	A	TO	BLK	STL	TP
App State*	35	7-11	.636	2-4	.500	1-1	1.00	1-7-8	1	2	2	0	0	17
Memphis*	28	7-9	.778	0-2	.000	1-1	1.00	0-1-1	0	5	1	0	2	15
at Chicago State*	23	5-7	.714	3-3	1.00	2-4	.500	1-1-2	0	4	1	1	0	15
vs. Oklahoma*	36	4-9	.444	3-5	.600	2-2	1.00	0-7-7	2	4	7	0	1	13
vs. Tennessee*	44	3-11	.273	2-6	.333	2-4	.500	1-6-7	4	2	3	0	2	10
Alabama A&M*	24	4-6	.667	2-2	1.00	2-2	1.00	0-1-1	3	3	2	0	1	12
Alcorn State*	28	3-7	.429	2-5	.400	2-2	1.00	1-4-5	1	7	2	0	1	10
at Samford*	36	6-10	.600	1-2	.500	7-8	.875	2-3-5	0	3	1	1	0	20
McNeese State*	30	3-7	.429	2-4	.500	2-2	1.00	2-0-2	1	11	1	0	1	10
at Alabama State*	38	6-9	.667	2-4	.500	1-1	1.00	4-3-7	0	4	4	0	0	15
vs. Coppin State*	33	6-8	.750	2-4	.500	3-3	1.00	1-7-8	3	6	2	0	1	17
at FGCU*	38	13-21	.619	1-3	.333	4-5	.800	0-8-8	0	3	2	1	3	31
UAH*	26	1-4	.250	0-0	.000	2-2	1.00	2-6-8	1	3	0	1	1	4
at Florida Atlantic*	27	5-15	.333	2-4	.500	1-2	.500	2-4-6	0	6	1	1	0	13
at FIU*	27	4-8	.500	1-3	.333	0-0	.000	2-2-4	2	6	2	0	3	9
Louisiana Tech*	34	3-9	.333	0-4	.000	2-2	1.00	0-1-1	3	3	3	0	0	8
Southern Miss*	34	1-4	.250	0-2	.000	4-5	.800	1-2-3	2	5	5	1	0	6
at UTEP*	30	3-9	.333	2-5	.400	0-0	.000	2-4-6	1	5	0	0	0	8
at UTSA*	29	3-11	.273	1-5	.200	0-0	.000	1-5-6	1	2	1	0	0	7
North Texas*	36	4-11	.364	0-4	.000	7-8	.875	3-2-5	1	2	3	0	0	15
Rice*	36	5-10	.500	2-4	.500	0-0	.000	0-2-2	2	2	2	0	0	12
at Middle Tennessee*	37	4-9	.444	1-2	.500	0-0	.000	1-3-4	4	1	5	0	0	9
at Old Dominion*	40	4-9	.444	1-2	.500	1-2	.500	0-2-2	1	7	2	0	2	10
at Charlotte*	34	1-7	.143	1-5	.200	0-0	.000	3-8-11	1	3	2	0	1	3
Marshall*	38	7-14	.412	3-10	.300	3-5	.600	1-8-9	1	6	2	9	1	20
WKU*	29	6-11	.545	3-7	.429	2-2	1.00	1-4-5	4	1	2	0	1	17
Middle Tennessee*	45	2-6	.333	1-4	.250	2-2	1.00	0-4-4	3	2	0	0	1	7
UTEP*	30	5-11	.455	2-7	.286	0-0	.000	1-5-6	2	8	0	0	0	12
at Louisiana Tech*	37	7-9	.778	7-9	.778	0-0	.000	0-6-6	2	10	3	0	3	21
vs. Charlotte*	39	2-11	.182	1-4	.250	2-2	1.00	1-11-12	0	9	3	1	1	7
vs. Middle Tennessee*	40	5-9	.556	1-3	.333	7-7	1.00	1-2-3	1	2	2	0	0	18
vs. Troy*	38	7-11	.636	5-6	.833	3-4	.750	0-7-7	1	3	1	0	1	22

CAREER STATISTICS

Season	GP-GS	MIN/AVG.	FG-FGA	PCT.	3FG-FGA	PCT.	FT-FTA	PCT.	O-D-T	AVG.	PF	FO	AST	TO	BLK	STL	PTS	AVG.
15-16	31-31	1044/33.7	140-360	.389	74-212	.349	19-30	.633	5-98-103	3.3	48	0	46	45	11	34	373	12.0
16-17	30-30	1024/34.1	93-243	.395	59-158	.373	20-34	.588	15-89-104	3.5	41	0	80	43	9	39	271	9.0
17-18	34-34	1127/33.1	173-367	.471	63-162	.389	63-171	.887	16-93-109	3.2	56	0	128	57	9	44	472	13.9
18-19	32-32	1079/33.7	146-306	.477	56-134	.418	65-78	.833	35-136-171	5.3	49	0	140	67	7	27	413	12.9
TOTAL	127-127	4274/33.7	555-1276	.435	252-666	.378	167-213	.784	71-416-487	3.8	194	0	394	212	36	144	1529	12.0



@UAB_WBB

WNIT SECOND ROUND

21

MARCH 24 | UAB VS. ARKANSAS

@UAB_WBBALL





MAYA GARLAND

GUARD
#22
5-8 | RS-Sr.
River Forest, Ill. | Fenwick
QUICK HITS

- Finished with a season high four points and three rebounds against Alabama A&M (11/28)
- Netted first points of the season against Memphis (11/15); also grabbed three rebounds, recorded a steal and dished out an assist

2017-18 (REDSHIRT JUNIOR)

Appeared in 23 games... Helped the team to 27 total wins and 13 wins in C-USA play, both program records... Helped win the program's first-ever C-USA Regular Season Championship... Member of the first UAB squad to play in the postseason since 2010-11... Posted a career-best seven points against Alabama A&M (12/17/17)... Averaged 1.0 point and 1.0 rebound per contest... Tallied her first career block at Old Dominion (01/04/18)

CAREER HIGHS
Points

18-19:4 vs. Alabama A&M (11/28/18)
C:7 vs. Alabama A&M (12/17/17)

Rebounds

18-19:4 vs. UAH (12/30/18)
C:9 at South Alabama (12/13/15)

Assists

18-19:2 at Chicago State (11/20/18)
C:5 vs. Eastern Illinois (11/26/13)

Blocks

18-19:
C:1 at Old Dominion (1/4/18)

Steals

18-19:1 vs. Memphis (11/15/18)
C:2 (3x) last vs. Alabama A&M (12/17/17)

Field Goals Made

18-19:1 (5x) last at Louisiana Tech (3/7/19)
C:3 (2x) last vs. Alabama A&M (12/17/17)

Field Goals Attempted

18-19:2 (4x) last vs. UTEP (3/2/19)
C:8 vs. Lipscomb (11/12/13)

3-Point Field Goals Made

18-19:1 (2x) last vs. UTEP (3/2/19)
C:2 (2x) last vs. South Carolina State (11/20/15)

3-Point Field Goals Attempted

18-19:1 (3x) last vs. UTEP (3/2/19)
C:5 vs. Western Illinois (11/9/13)

Free Throws Made

18-19:2 (2x) last at Middle Tennessee (2/2/19)
C:3 vs. Miles College (11/15/17)

Free Throws Attempted

18-19:2 (3x) last at Middle Tennessee (2/2/19)
C:4 (2x) last vs. Miles College (11/15/17)

Minutes

18-19:11 at Chicago State (11/20/18)
C:24 vs. Alabama A&M (12/17/17)

Double Figures

18-19:
C: N/A

Double Doubles

18-19:
C: N/A

GARLAND GAME-BY-GAME

Opponent	MIN	FG-FGA	PCT	3FG-3FGA	PCT	FT-FTA	PCT	O-D-T	PF	A	TO	BLK	STL	TP
App State	2	0-0	.000	0-0	.000	0-0	.000	0-1-1	0	0	0	0	0	0
Memphis	8	1-2	.500	1-1	1.00	0-0	.000	0-3-3	2	1	2	0	1	3
at Chicago State	11	1-2	.500	0-0	.000	1-2	.500	0-1-1	1	2	1	0	0	2
vs. Oklahoma	- DNP -													
vs. Tennessee	- DNP -													
Alabama A&M	10	1-1	1.00	0-0	.000	2-2	1.00	0-3-3	1	1	0	0	0	4
Alcorn State	- DNP -													
at Samford	- DNP -													
McNeese State	- DNP -													
at Alabama State	- DNP -													
vs. Coppin State	- DNP -													
at FGCU	- DNP -													
UAH	8	0-2	.000	0-1	.000	0-0	.000	1-3-4	1	1	1	0	0	0
at Florida Atlantic	4	0-0	.000	0-0	.000	0-0	.000	0-1-1	0	1	0	0	0	0
at FIU	4	0-0	.000	0-0	.000	0-0	.000	0-0-0	0	0	0	0	0	0
Louisiana Tech	- DNP -													
Southern Miss	- DNP -													
at UTEP	3	0-0	.000	0-0	.000	0-0	.000	0-0-0	0	0	0	0	0	0
at UTSA	1	0-0	.000	0-0	.000	0-0	.000	0-0-0	0	0	1	0	0	0
North Texas	- DNP -													
Rice	- DNP -													
at Middle Tennessee	4	0-0	.000	0-0	.000	2-2	1.00	0-1-1	1	1	0	0	0	2
at Old Dominion	- DNP -													
at Charlotte	- DNP -													
Marshall	- DNP -													
WKU	0+	0-0	.000	0-0	.000	0-0	.000	0-0-0	0	0	0	0	0	0
Middle Tennessee	- DNP -													
UTEP	5	1-2	.500	1-1	1.00	0-0	.000	0-1-1	2	0	0	0	0	3
at Louisiana Tech	3	1-1	1.00	0-0	.000	0-0	.000	0-0-0	1	0	0	0	0	2
vs. Charlotte	0+	0-0	.000	0-0	.000	0-0	.000	0-0-0	0	0	0	0	0	0
vs. Middle Tennessee	- DNP -													
vs. Troy	- DNP -													

CAREER STATISTICS

Season	GP-GS	MIN/AVG.	FG-FGA	PCT.	3FG-3FGA	PCT.	FT-FTA	PCT.	O-D-T	AVG.	PF	FO	AST	TO	BLK	STL	PTS	AVG.
14-15	9-0	15/1.7	1-2	.500	1-1	1.00	0-0	.000	0-3-3	0.3	0	0	0	2	0	1	3	0.3
15-16	21-1	274/13.0	14-39	.359	4-20	.200	2-6	.333	17-23-40	1.9	15	0	20	27	0	7	34	1.6
17-18	23-0	122/5.3	7-21	.333	1-3	.333	8-10	.800	11-12-23	1.0	8	0	13	14	1	7	23	1.0
18-19	14-0	63/4.5	5-10	.500	2-3	.667	4-6	.667	1-14-15	1.1	9	0	7	5	0	1	16	1.1
TOTAL	67-1	474/7.1	27-72	.375	8-27	.296	14-22	.636	29-52-81	1.2	32	0	40	48	1	16	76	1.1



@UAB_WBB

WNIT SECOND ROUND

22

MARCH 24 | UAB VS. ARKANSAS

@UAB_WBBALL





LEA KERSTEIN

GUARD
#23
5-8 | RS-So.
West Chicago, Ill. | Montini Catholic
QUICK HITS

· Netted a career high 12 points against McNeese State (12/8)

2017-18 (REDSHIRT FRESHMAN)

Appeared in 28 games... Helped the team to 27 total wins and 13 wins in C-USA play, both program records... Helped win the program's first-ever C-USA Regular Season Championship... Member of the first UAB squad to play in the postseason since 2010-11... Helped the Blazers to a 60-50 win over Chattanooga in the first round of the WNIT, the team's first postseason victory since winning the WBI title game, 68-60, over Cal State Bakersfield on March 27, 2011 and its first win in the WNIT since an 81-77 decision over Davidson on March 15, 2007... Shot 26.3 percent from long range (15-for-57)... Part of the UAB team that set the program record for 3-point field goal percentage (37.6) and set the school record for made 3-point field goals (267)... Scored a career-best eight points against Rice (02/15/18)... Hit a career-high two triples in four games, with the most recent coming against Charlotte (02/17/18)... Named to the C-USA Commissioner's Honor Roll

CAREER HIGHS

Points	
18-19:.....	16 at UTEP (1/17/19)
C:.....	16 at UTEP (1/17/19)
Rebounds	
18-19:.....	4 (2x) last at Louisiana Tech (3/7/19)
C:.....	4 (2x) last at Louisiana Tech (3/7/19)
Assists	
18-19:.....	6 at Louisiana Tech (3/7/19)
C:.....	6 at Louisiana Tech (3/7/19)
Blocks	
18-19:.....	N/A
Steals	
18-19:.....	1 (3x) last vs. WKU (2/16/19)
C:.....	2 vs. Florida Atlantic (1/27/18)
Field Goals Made	
18-19:.....	6 at UTEP (1/17/19)
C:.....	6 at UTEP (1/17/19)
Field Goals Attempted	
18-19:.....	10 at UTEP (1/17/19)
C:.....	10 at UTEP (1/17/19)
3-Point Field Goals Made	
18-19:.....	4 (2x) last at UTEP (1/17/19)
C:.....	4 (2x) last at UTEP (1/17/19)
3-Point Field Goals Attempted	
18-19:.....	7 (2x) last at UTEP (1/17/19)
C:.....	7 (2x) last at UTEP (1/17/19)
Free Throws Made	
18-19:.....	2 vs. Alcorn State (11/30/18)
C:.....	2 (3x) last vs. Alcorn State (11/30/18)
Free Throws Attempted	
18-19:.....	2 (3x) last vs. Southern Miss (1/12/19)
C:.....	2 (5x) last vs. Southern Miss (1/12/19)
Minutes	
18-19:.....	18 (2x) last at Louisiana Tech (3/7/19)
C:.....	20 (2x) last vs. North Texas (1/20/18)
Double Figures	
18-19:.....	Twice
C:.....	Twice
Double Doubles	
18-19:.....	N/A
C:.....	N/A

KERSTEIN GAME-BY-GAME

Opponent	MIN	FG-FGA	PCT	3FG-3FGA	PCT	FT-FTA	PCT	O-D-T	PF	A	TO	BLK	STL	TP
App State	15	1-2	.500	1-2	.500	0-0	.000	0-3-3	0	2	1	0	0	3
Memphis	8	0-0	.000	0-0	.000	0-0	.000	0-0-0	1	1	0	0	0	0
at Chicago State	- DNP -													
vs. Oklahoma	- DNP -													
vs. Tennessee	- DNP -													
Alabama A&M	17	0-0	.000	0-0	.000	1-2	.500	0-3-3	0	1	1	0	0	1
Alcorn State	15	2-5	.400	2-4	.500	2-2	1.00	0-1-1	2	0	0	0	1	8
at Samford	5	0-0	.000	0-0	.000	0-0	.000	0-0-0	0	1	1	0	0	0
McNeese State	16	4-7	.571	4-5	.800	0-0	.000	0-3-3	1	0	0	0	0	12
at Alabama State	3	0-2	.000	0-2	.000	0-0	.000	0-0-0	0	1	1	0	0	0
vs. Coppin State	18	3-8	.375	3-7	.429	0-0	.000	1-3-4	0	3	0	0	0	9
at FGCU	7	0-1	.000	0-1	.000	0-0	.000	0-1-1	2	0	0	0	0	0
UAH	15	2-3	.667	1-2	.500	0-0	.000	0-2-2	2	3	1	0	0	5
at Florida Atlantic	14	3-6	.500	1-4	.250	1-1	1.00	0-2-2	2	1	0	0	1	8
at FIU	17	1-4	.250	1-3	.333	0-0	.000	0-2-2	0	0	2	0	0	3
Louisiana Tech	6	0-1	.000	0-1	.000	0-0	.000	0-0-0	0	0	0	0	0	0
Southern Miss	12	1-3	.333	0-0	.000	1-2	.500	0-1-1	1	1	0	0	0	3
at UTEP	15	6-10	.600	4-7	.571	0-0	.000	0-3-3	2	1	2	0	0	16
at UTSA	12	0-2	.000	0-1	.000	0-0	.000	0-2-2	0	0	1	0	0	0
North Texas	6	0-4	.000	0-2	.000	0-0	.000	0-1-1	0	0	1	0	0	0
Rice	5	1-2	.500	0-1	.000	0-0	.000	0-1-1	0	0	0	0	0	2
at Middle Tennessee	7	0-1	.000	0-1	.000	0-0	.000	0-0-0	0	0	0	0	0	0
at Old Dominion	4	0-0	.000	0-0	.000	0-0	.000	0-2-2	0	0	0	0	0	0
at Charlotte	12	1-3	.333	1-3	.333	0-0	.000	0-0-0	0	0	3	0	0	3
Marshall	11	1-2	.500	1-1	1.00	0-0	.000	0-0-0	2	0	0	0	0	3
WKU	16	2-3	.667	0-1	.000	0-0	.000	0-1-1	0	4	1	0	1	4
Middle Tennessee	7	0-1	.000	0-1	.000	0-0	.000	0-2-2	0	0	1	0	0	0
UTEP	13	1-1	1.00	0-0	.000	0-0	.000	0-0-0	0	0	1	0	1	2
at Louisiana Tech	18	1-6	.167	1-5	.200	0-0	.000	0-4-4	0	6	1	0	0	3
vs. Charlotte	11	0-2	.000	0-1	.000	0-0	.000	0-0-0	2	1	0	0	0	0
vs. Middle Tennessee	5	0-2	.000	0-2	.000	0-0	.000	0-1-1	1	0	0	0	0	0
vs. Troy	8	1-2	.500	1-1	.000	0-0	.000	0-0-0	0	0	0	0	0	3

CAREER STATISTICS

Season	GP-GS	MIN/AVG.	FG-FGA	PCT.	3FG-3FGA	PCT.	FT-FTA	PCT.	O-D-T	AVG.	PF	FO	AST	TO	BLK	STL	PTS	AVG.
17-18	28-0	305/10.9	21-80	.263	15-57	.263	4-4	1.00	4-23-27	1.0	14	0	10	11	0	6	61	2.2
18-19	29-0	318/11.0	31-83	.373	21-58	.362	5-7	.714	1-38-39	1.3	18	0	26	18	0	4	88	3.0
TOTAL	57-0	623/10.9	52-163	.319	36-115	.313	9-11	.818	5-61-66	1.2	32	0	36	29	0	10	149	2.6



@UAB_WBB

WNIT SECOND ROUND

23

MARCH 24 | UAB VS. ARKANSAS

@UAB_WBBALL





AUDREY JORDAN

GUARD

#24

5-10 | Fr.

Kennesaw, Ga. | Harrison

QUICK HITS

HIGH SCHOOL

Averaged 14.0 ppg and 6.0 rpg... State runner-up in 2017 and 2018... Won the school's first region championship in 2018... GHSA All-State honoree... Georgia Athletic Coaches Association All-State member... Member of the Marietta Daily Journal All-Cobb County First Team... Named to the Atlanta Journal-Constitution All-Metro and All-State Teams... Fourth-highest scorer in school history

CAREER HIGHS

Points

18-19:

C:

Rebounds

18-19:

C:

Assists

18-19:

C:

Blocks

18-19:

C:

Steals

18-19:

C:

Field Goals Made

18-19:

C:

Field Goals Attempted

18-19:

C:

3-Point Field Goals Made

18-19:

C:

3-Point Field Goals Attempted

18-19:

C:

Free Throws Made

18-19:

C:

Free Throws Attempted

18-19:

C:

Minutes

18-19:

C:

Double Figures

18-19:

C:

Double Doubles

18-19:

C:

JORDAN GAME-BY-GAME

Opponent	MIN	FG-FGA	PCT	3FG-3FGA	PCT	FT-FTA	PCT	O-D-T	PF	A	TO	BLK	STL	TP
App State	-	DNP	-	-	-	-	-	-	-	-	-	-	-	-
Memphis	-	DNP	-	-	-	-	-	-	-	-	-	-	-	-
at Chicago State	-	DNP	-	-	-	-	-	-	-	-	-	-	-	-
vs. Oklahoma	-	DNP	-	-	-	-	-	-	-	-	-	-	-	-
vs. Tennessee	-	DNP	-	-	-	-	-	-	-	-	-	-	-	-
Alabama A&M	-	DNP	-	-	-	-	-	-	-	-	-	-	-	-
Alcorn State	-	DNP	-	-	-	-	-	-	-	-	-	-	-	-
at Samford	-	DNP	-	-	-	-	-	-	-	-	-	-	-	-
McNeese State	-	DNP	-	-	-	-	-	-	-	-	-	-	-	-
at Alabama State	-	DNP	-	-	-	-	-	-	-	-	-	-	-	-
vs. Coppin State	-	DNP	-	-	-	-	-	-	-	-	-	-	-	-
at FGCU	-	DNP	-	-	-	-	-	-	-	-	-	-	-	-
UAH	-	DNP	-	-	-	-	-	-	-	-	-	-	-	-
at Florida Atlantic	-	DNP	-	-	-	-	-	-	-	-	-	-	-	-
at FIU	-	DNP	-	-	-	-	-	-	-	-	-	-	-	-
Louisiana Tech	-	DNP	-	-	-	-	-	-	-	-	-	-	-	-
Southern Miss	-	DNP	-	-	-	-	-	-	-	-	-	-	-	-
at UTEP	-	DNP	-	-	-	-	-	-	-	-	-	-	-	-
at UTSA	-	DNP	-	-	-	-	-	-	-	-	-	-	-	-
North Texas	-	DNP	-	-	-	-	-	-	-	-	-	-	-	-
Rice	-	DNP	-	-	-	-	-	-	-	-	-	-	-	-
at Middle Tennessee	-	DNP	-	-	-	-	-	-	-	-	-	-	-	-
at Old Dominion	-	DNP	-	-	-	-	-	-	-	-	-	-	-	-
at Charlotte	-	DNP	-	-	-	-	-	-	-	-	-	-	-	-
Marshall	-	DNP	-	-	-	-	-	-	-	-	-	-	-	-
WKU	-	DNP	-	-	-	-	-	-	-	-	-	-	-	-
Middle Tennessee	-	DNP	-	-	-	-	-	-	-	-	-	-	-	-
UTEP	-	DNP	-	-	-	-	-	-	-	-	-	-	-	-
at Louisiana Tech	-	DNP	-	-	-	-	-	-	-	-	-	-	-	-
vs. Charlotte	-	DNP	-	-	-	-	-	-	-	-	-	-	-	-
vs. Middle Tennessee	-	DNP	-	-	-	-	-	-	-	-	-	-	-	-
vs. Troy	-	DNP	-	-	-	-	-	-	-	-	-	-	-	-

CAREER STATISTICS

Season	GP-GS	MIN/AVG.	FG-FGA	PCT.	3FG-FGA	PCT.	FT-FTA	PCT.	O-D-T	AVG.	PF	FO	AST	TO	BLK	STL	PTS	AVG.
18-19																		
TOTAL																		



@UAB_WBB

WNIT SECOND ROUND

24

MARCH 24 | UAB VS. ARKANSAS

@UAB_WBBALL





RACHAEL CHILDRESS

FORWARD

#32

5-10 | Jr.

Moulton, Ala. | Lawrence County

QUICK HITS

- Ranks first nationally in 3-point field goal attempts (177), second in 3-point field goals made (74) and sixth in 3-point field goals per game (3.7)
- Named to the Hilton Garden Inn Classic All-Tournament Team
- Reeled in a season-high eight rebounds against Alabama A&M (11/28)

2017-18 (SOPHOMORE)

Started all 34 games... Named to the Conference USA All-Conference First Team... Claimed Conference USA Player of the Week honors on Feb. 5 following making a career-best eight 3-pointers at UTEP (02/02/18)... Also earned a spot on the NCAA Starting 5 after her play at UTEP, the first national award of her career... Helped guide the team to 27 total wins and 13 wins in C-USA play, both program records... Helped win the program's first-ever C-USA Regular Season Championship... Member of the first UAB squad to play in the postseason since 2010-11... Helped the Blazers to a 60-50 win over Chattanooga in the first round of the WNIT, the team's first postseason victory since winning the WBI title game, 68-60, over Cal State Bakersfield on March 27, 2011 and its first win in the WNIT since an 81-77 decision over Davidson on March 15, 2007... Part of the UAB team that set the program record for 3-point field goal percentage (37.6) and set the school record for made 3-point field goals (267)... Led the team in 3-point field goal percentage (43.3) and 3-pointers made (107)... Her 3-point percentage was tops in C-USA and ranked No. 12 in the NCAA... Her 107 made triples were the most in a single season in school history and the 14th most in the NCAA on the year, while her 247 attempted were the second most in program history... The 107 triples moved her career total up to 202, the third-most made treys in program history... Finished the season with 13.8 points per game, the second-most on the team... Her 470 total points helped the Blazers tally 2,431 points on the year, the fourth most in school history... Scored a career-high 29 points against Southern Illinois (11/13/17)... Posted her first career double-double on Nov. 11, 2017 in the season opener against Mississippi Valley State, scoring 21 points and hauling in a career-high 11 boards... Named to the C-USA Commissioner's Honor Roll... Also earned the Commissioner's Academic Medal

CAREER HIGHS

Points	
18-19:	29 vs. UTEP (3/2/19)
C:	29 vs. UTEP (3/2/19)
Rebounds	
18-19:	8 vs. Alabama AM (11/28/18)
C:	11 vs. Mississippi Valley State (11/11/17)
Assists	
18-19:	4 (4x) last vs. Troy (3/21/19)
C:	5 (2x) last vs. Mississippi Valley State (11/11/17)
Blocks	
18-19:	2 Chicago State (11/20/18)
C:	2 (2x) last at Chicago State (11/20/18)
Steals	
18-19:	2 (2x) last vs. McNeese State (12/8/18)
C:	3 (2x) last vs. Indiana (11/24/17)
Field Goals Made	
18-19:	10 vs. UTEP (3/2/19)
C:	10 vs. UTEP (3/2/19)
Field Goals Attempted	
18-19:	19 (2x) last vs. UTEP (3/2/19)
C:	19 (2x) last vs. UTEP (3/2/19)
3-Point Field Goals Made	
18-19:	8 vs. UTEP (3/2/19)
C:	8 (2x) last vs. UTEP (3/2/19)
3-Point Field Goals Attempted	
18-19:	18 vs. McNeese State (12/8/18)
C:	18 vs. McNeese State (12/8/18)
Free Throws Made	
18-19:	6 vs. North Texas (1/24/19)
C:	8 vs. North Texas (1/20/18)
Free Throws Attempted	
18-19:	6 (2x) last vs. North Texas (1/24/19)
C:	8 vs. North Texas (1/20/18)
Minutes	
18-19:	43 vs. Tennessee (11/24/18)
C:	52 vs. North Texas (3/8/17)
Double Figures	
18-19:	23 Times
C:	67 Times
Double Doubles	
18-19:	Once

CHILDRESS GAME-BY-GAME

Opponent	MIN	FG-FGA	PCT	3FG-3FGA	PCT	FT-FTA	PCT	O-D-T	PF	A	TO	BLK	STL	TP
App State*	28	3-11	.273	1-6	.167	0-0	.000	0-2-2	1	1	2	1	0	7
Memphis*	27	8-14	.571	5-9	.556	2-3	.667	1-2-3	0	4	0	1	0	23
at Chicago State*	22	4-9	.444	4-7	.571	2-2	1.00	0-6-6	1	4	1	2	0	14
vs. Oklahoma*	32	7-18	.389	4-13	.308	0-0	.000	0-2-2	3	0	1	0	0	18
vs. Tennessee*	43	7-16	.438	5-9	.556	0-0	.000	0-0-0	1	1	0	0	2	19
Alabama A&M*	23	1-8	.125	1-5	.200	4-4	1.00	1-7-8	0	1	1	0	0	7
Alcorn State*	30	6-11	.546	5-8	.625	0-0	.000	0-2-2	0	17	2	1	0	17
at Samford*	37	3-8	.375	1-4	.250	0-0	.000	0-3-3	1	1	0	0	0	7
McNeese State*	30	7-18	.389	7-18	.389	0-0	.000	1-5-6	2	3	0	0	2	21
at Alabama State*	37	1-13	.077	0-8	.000	3-3-6	1	1	1	1	0	0	1	2
vs. Coppin State*	22	5-14	.357	5-13	.385	0-0	.000	0-2-2	0	1	2	0	1	15
at FGCU*	37	4-8	.500	2-3	.667	2-2	1.00	0-4-4	2	1	2	0	0	12
UAH*	26	5-14	.357	4-10	.400	0-0	.000	0-0-0	1	2	0	0	0	14
at Florida Atlantic*	28	6-12	.500	4-9	.444	1-1	1.00	0-3-3	0	1	0	0	0	17
at FIU*	24	9-15	.600	6-9	.667	0-0	.000	0-0-0	0	0	0	0	0	24
Louisiana Tech*	36	8-19	.421	7-13	.539	0-0	.000	0-1-1	1	2	1	0	0	23
Southern Miss*	33	4-12	.333	3-10	.300	0-0	.000	0-6-6	2	1	1	0	0	11
at UTEP*	28	6-11	.546	6-9	.667	0-0	.000	0-1-1	0	1	2	0	1	18
at UTSA*	33	7-18	.389	2-10	.200	5-6	.833	1-4-5	1	1	1	0	1	21
North Texas*	32	3-7	.429	2-4	.500	6-6	1.00	0-0-0	1	2	2	1	0	14
Rice*	30	3-10	.300	1-5	.200	0-0	.000	0-2-2	2	0	3	0	0	7
at Middle Tennessee*	29	0-4	.000	0-3	.000	0-0	.000	1-1-2	0	0	2	0	0	0
at Old Dominion*	36	2-9	.222	2-8	.250	0-0	.000	0-3-3	1	1	1	0	0	6
at Charlotte*	35	5-12	.417	5-10	.500	0-0	.000	0-5-5	2	4	2	0	1	15
Marshall*	36	7-10	.700	5-6	.833	0-0	.000	0-4-4	0	2	1	0	1	19
WKU*	37	5-12	.417	4-11	.364	0-0	.000	2-1-3	1	0	2	0	0	14
Middle Tennessee*	41	5-8	.625	1-2	.500	0-0	.000	0-3-3	0	1	1	0	0	14
UTEP*	30	10-19	.526	8-16	.500	1-1	1.00	0-3-3	3	0	1	0	0	29
at Louisiana Tech*	31	8-14	.571	6-11	.545	0-0	.000	0-3-3-1	1	1	2	0	0	22
vs. Charlotte*	34	3-8	.375	3-6	.500	3-3	1.00	0-5-5	0	1	1	1	0	12
vs. Middle Tennessee*	38	1-8	.125	0-4	.000	2-3	.667	1-6-7	2	2	2	0	1	4
vs. Troy*	35	1-5	.200	1-3	.333	0-0	.000	0-5-5	2	4	0	0	0	3

CAREER STATISTICS

Season	GP-GS	MIN/AVG.	FG-FGA	PCT.	3FG-3FGA	PCT.	FT-FTA	PCT.	O-D-T	AVG.	PF	FO	AST	TO	BLK	STL	PTS	AVG.
16-17	30-22	950/31.7	128-311	.412	95-236	.403	22-32	.688	28-87-115	3.8	46	0	43	44	9	15	373	12.4
17-18	34-34	1073/31.6	149-368	.405	107-247	.433	65-72	.903	18-85-103	3.0	35	0	68	32	8	12	470	13.8
18-19	32-32	1020/31.9	154-375	.411	110-262	.420	30-34	.882	11-100-111	3.5	32	0	45	38	6	12	448	14.0
TOTAL	96-88	3043/31.7	431-1054	.409	312-745	.419	117-138	.848	57-272-329	3.4	113	0	156	114	23	39	1291	13.4



@UAB_WBB

WNIT SECOND ROUND

25

MARCH 24 | UAB VS. ARKANSAS

@UAB_WBBALL





IMANI JOHNSON

GUARD
#34

6-0 | Jr.
Southaven, Miss. | Desoto Central

QUICK HITS

Finished with a career high 18 points and was a perfect 8-of-8 from the free throw line against Alabama A&M (11/28)

2017-18 (SOPHOMORE)

Appeared in all 34 games... Helped the team to 27 total wins and 13 wins in C-USA play, both program records... Helped win the program's first-ever C-USA Regular Season Championship... Member of the first UAB squad to play in the postseason since 2010-11... Helped the Blazers to a 60-50 win over Chattanooga in the first round of the WNIT, the team's first postseason victory since winning the WBI title game, 68-60, over Cal State Bakersfield on March 27, 2011 and its first win in the WNIT since an 81-77 decision over Davidson on March 15, 2007... Was one of the team's most productive players off the bench, scoring 6.6 points per contest while hauling in 4.0 rebounds per game... Scored 223 points as a reserve, 30.6 percent of the reserves' 729 total points... Tied for the third-most steals on the team with 23... Scored a career-high 15 points at High Point (12/03/17) and versus Middle Tennessee (02/22/18)... Recorded her first career double-double against FAU (01/27/18), scoring 10 points and bringing down a career-high 11 rebounds... Named to the C-USA Commissioner's Honor Roll

CAREER HIGHS

Points	
18-19: 18 vs. Alabama A&M (11/28/18)	
C: 18 vs. Alabama A&M (11/28/18)	
Rebounds	
18-19: 7 (2x) last at UTEP (1/17/19)	
C: 11 vs. Florida Atlantic (1/27/18)	
Assists	
18-19: 2 (2x) last vs. Marshall (2/14/19)	
C: 3 vs. Florida Atlantic (1/27/18)	
Blocks	
18-19: 2 vs. Louisiana Tech (1/10/19)	
C: 2 vs. Louisiana Tech (1/10/19)	
Steals	
18-19: 2 (4x) last vs. Troy (3/21/19)	
C: 3 vs. Miles College (11/15/17)	
Field Goals Made	
18-19: 6 (3x) last vs. Troy (3/21/19)	
C: 6 (5x) last vs. Troy (3/21/19)	
Field Goals Attempted	
18-19: 13 vs. Troy (3/21/19)	
C: 13 vs. Troy (3/21/19)	
3-Point Field Goals Made	
18-19: 1 (6x) last vs. Marshall (2/14/19)	
C: 1 (9x) last vs. Marshall (2/14/19)	
3-Point Field Goals Attempted	
18-19: 3 vs. Marshall (2/14/19)	
C: 3 vs. Marshall (2/14/19)	
Free Throws Made	
18-19: 8 vs. Alabama A&M (11/28/18)	
C: 8 (2x) last vs. Alabama A&M (11/28/18)	
Free Throws Attempted	
18-19: 8 vs. Alabama A&M (11/28/18)	
C: 11 vs. Alabama State (12/19/17)	
Minutes	
18-19: 24 at Charlotte (2/9/19)	
C: 32 vs. High Point (11/22/16)	
Double Figures	
18-19: Eight Times	
C: 19 Times	
Double Doubles	
18-19: One Time	
C: One Time	

JOHNSON GAME-BY-GAME

Opponent	MIN	FG-FGA	PCT	3FG-3FGA	PCT	FT-FTA	PCT	O-D-T	PF	A	TO	BLK	STL	TP
App State	12	3-7	.429	0-1	.000	2-2	1.00	0-3-3	3	0	1	0	0	8
Memphis	17	4-8	.500	1-1	1.00	0-0	.000	0-1-1	3	0	2	0	0	9
at Chicago State	16	4-4	1.00	0-0	.000	3-4	.750	0-1-1	0	1	1	1	0	11
vs. Oklahoma	10	1-3	.333	0-1	.000	0-0	.000	2-0-2	4	0	1	0	0	2
vs. Tennessee	13	2-9	.222	0-1	.000	2-2	1.00	0-2-2	0	0	1	0	0	6
Alabama A&M	11	5-6	.833	0-0	.000	8-8	1.00	0-0-0	5	1	0	0	1	18
Alcorn State	17	2-4	.500	0-1	.000	1-1	1.00	0-3-3	2	1	2	1	2	5
at Samford	19	2-11	.182	0-1	.000	0-0	.000	2-3-5	1	0	0	0	0	4
McNeese State	16	6-8	.750	0-0	.000	4-5	.800	4-0-4	2	1	5	0	2	16
at Alabama State	18	3-7	.429	0-1	.000	1-2	.500	3-4-7	4	1	0	0	2	7
vs. Coppin State	13	1-4	.250	0-0	.000	0-0	.000	1-2-3	1	1	1	0	1	2
at FGCU	8	0-4	.000	0-1	.000	0-0	.000	1-0-1	3	0	1	0	1	0
UAH	14	3-4	.750	1-1	1.00	0-1	.000	0-3-3	1	0	2	0	1	7
at Florida Atlantic	12	1-3	.333	0-1	.000	2-4	.500	1-2-3	3	2	1	0	1	4
at FIU	14	2-2	1.00	0-0	.000	0-0	.000	0-0-0	3	0	0	0	0	4
Louisiana Tech	17	2-3	.667	0-0	.000	0-0	.000	1-3-4	1	1	1	2	0	4
Southern Miss	12	1-1	1.00	0-0	.000	1-2	.500	1-2-3	5	0	1	0	0	3
at UTEP	17	2-3	.667	0-0	.000	4-4	1.00	2-5-7	4	1	5	0	0	8
at UTSA	8	1-3	.333	0-0	.000	1-2	.500	2-2-4	3	0	2	0	0	3
North Texas	16	5-8	.625	1-1	1.00	4-4	1.00	1-1-2	3	0	2	0	0	15
Rice	21	4-9	.444	0-0	.000	2-2	1.00	2-4-6	1	1	1	0	1	10
at Middle Tennessee	18	3-8	.375	0-0	.000	1-1	1.000	2-2-4	4	0	1	0	1	7
at Old Dominion	21	5-8	.625	1-1	1.00	3-4	.750	1-4-5	5	0	1	0	1	14
at Charlotte	24	3-7	.429	1-2	.500	0-0	.000	1-3-4	2	0	2	0	0	7
Marshall	21	6-10	.600	1-3	.333	4-4	1.00	2-2-4	2	2	0	0	0	17
WKU	15	2-5	.400	0-0	.000	0-0	.000	1-2-3	3	0	1	0	1	4
Middle Tennessee	13	3-7	.429	0-0	.000	3-3	1.00	0-2-2	3	0	1	1	0	9
UTEP	-	DNP	-	-	-	-	-	-	-	-	-	-	-	-
at Louisiana Tech	-	DNP	-	-	-	-	-	-	-	-	-	-	-	-
vs. Charlotte	13	3-5	.400	0-0	.000	0-0	.000	2-0-2	2	0	1	0	1	6
vs. Middle Tennessee	18	0-2	.000	0-1	.000	0-0	.000	0-2-2	5	1	0	0	1	0
vs. Troy	23	6-13	.462	0-1	.000	5-6	.833	1-5-6	3	1	1	0	2	17

CAREER STATISTICS

Season	GP-GS	MIN/AVG.	FG-FGA	PCT.	3FG-FGA	PCT.	FT-FTA	PCT.	O-D-T	AVG.	PF	FO	AST	TO	BLK	STL	PTS	AVG.
16-17	27-8	336/12.4	43-1	.473	0-3	.000	23-42	.548	18-39-57	2.1	48	0	11	26	1	11	109	4.0
17-18	34-0	577/17.0	83-172	.483	4-12	.333	53-73	.726	49-86-135	4.0	81	3	23	50	3	23	223	6.6
18-19	30-0	466/15.5	85-176	.483	6-19	.316	51-61	.836	33-63-96	3.2	81	4	15	38	5	19	227	7.6
TOTAL	91-8	1379/15.2	211-439	.481	10-34	.294	127-176	.722	100-188-288	3.2	210	7	49	114	9	53	559	6.1



@UAB_WBB

WNIT SECOND ROUND

26

MARCH 24 | UAB VS. ARKANSAS

@UAB_WBBALL



2018-19 SEASON STATISTICS

2018-19 UAB Women's Basketball
UAB Combined Team Statistics (as of Feb 23, 2019)
All games

RECORDS:	OVERALL	HOME	AWAY	NEUTRAL
ALL GAMES	25-6	12-2	10-2	3-2
CONFERENCE	12-4	6-2	6-2	0-0
NON-CONFERENCE	13-2	6-0	4-0	3-2

#	Player	gp-gs	min	avg	Total		3-Point		F-Throw		Rebounds		pts		avg	
					fg-pts	fg%	3fg-pts	3fg%	ft-pts	ft%	off	def	tot	avg	pts	avg
32	CHILDRRESS, Rachael	31-31	985	31.8	153-370	.414	109-259	.421	30-34	.882	11	95	106	3.4	30	11
20	KUZMANIC, Deanna	31-31	1041	33.6	139-295	.471	51-128	.398	62-74	.838	35	129	164	5.3	48	1
13	THOMAS, Katelyn	31-31	574	18.5	162-365	.441	0-0	.000	54-92	.587	52	107	159	5.1	76	1
00	BARNES, Miyah	31-31	1066	34.4	118-264	.447	40-124	.323	73-90	.811	16	43	59	1.9	44	0
34	JOHNSON, Isari	29-0	443	15.3	79-168	.465	6-18	.333	46-55	.836	32	58	90	3.1	78	4
03	VENDRELL, Angela	31-29	667	21.5	52-119	.437	11-24	.458	10-17	.588	29	131	160	5.2	80	2
12	MAGEE, Trisha	27-0	462	17.1	32-108	.311	22-73	.301	20-26	.769	26	107	133	4.9	49	1
01	WHITLEY, Margaret	26-0	259	10.0	25-86	.291	17-70	.243	12-19	.632	6	7	13	0.5	15	0
23	KERSTEIN, Lea	28-0	318	11.1	30-81	.370	20-57	.351	5-7	.714	1	38	39	1.4	18	0
10	ROSENFELDT, Sara	28-2	257	9.2	19-42	.452	0-0	.000	15-33	.455	26	49	75	2.7	38	0
04	ROLDAN, Talia	18-0	72	4.0	4-21	.190	0-18	.000	13-18	.722	5	13	18	1.0	10	0
22	GARLAND, Maya	14-0	63	4.5	5-10	.500	2-3	.667	4-6	.667	1	14	15	1.1	9	0
05	FRASCO, Emily	17-0	53	3.1	6-14	.429	2-6	.333	1-2	.500	3	9	12	0.7	4	0
Team											47	70	117		7	
Total.....		31	6252		824-1833	.458	280-772	.363	345-473	.729	290	878	1168	37.4	489	1
Opponents.....		31	6250		676-1839	.368	138-533	.259	320-500	.640	373	781	1154	37.2	519	-

TEAM STATISTICS	UAB	OPP
SCORING	2273	1812
Points per game	73.3	58.5
Scoring margin	+14.8	-
FIELD GOALS-ATT	824-1833	676-1839
Field goal pct	.458	.368
3 POINT FG-ATT	280-772	138-533
3-point FG pct	.363	.259
3-pt FG made per game	9.0	4.5
FREE THROWS-ATT	345-473	320-500
Free throw pct	.729	.640
F-Throws made per game	11.1	10.3
REBOUNDS	1160	1154
Rebounds per game	37.4	37.2
Rebounding margin	+0.2	-
ASSISTS	532	291
Assists per game	17.2	9.4
TURNOVERS	347	422
Turnovers per game	11.2	13.6
Turnover margin	+2.4	-
Assist/turnover ratio	1.5	0.7
STEALS	177	180
Steals per game	5.7	5.2
BLOCKS	185	85
Blocks per game	3.4	2.7
ATTENDANCE	7236	14757
Home games Avg/Game	14-517	12-998
Neutral site Avg/Game	-	5-568

Score by Period	1st	2nd	3rd	4th	OT	Total
UAB	574	545	601	526	17	2273
Opponents	410	423	484	479	16	1812

Date	Opponent	Score	Att
11/8/18	APPALACHIAN STATE	W 80-61	381
11/15/18	MEMPHIS	W 85-54	352
11/20/18	at Chicago State	W 90-45	358
11/22/18	vs Oklahoma	W 89-84	1
11/24/18	vs Tennessee	Lut 69-73	258
11/28/18	ALABAMA A&M	W 82-47	327
11/30/18	ALCORN STATE	W 80-53	348
12/05/18	at Sanford	W 86-41	402
12/08/18	MCNEESE STATE	W 91-48	383
12/16/18	at Alabama State	W 62-47	1
12/20/18	vs Coppin State	W 86-61	1
12/21/18	at FGCU	W 62-58	1721
12/30/18	UNH	W 83-58	521
* 1/1/19	at FAU	W 89-64	345
* 1/05/19	at FIU	W 83-59	1
* 1/10/19	LOUISIANA TECH	L 68-73	582
* 1/12/19	SOUTHERN MISS	W 71-68	638
* 1/17/19	at UTEP	W 74-48	453
* 1/19/19	at UTSA	W 59-42	488
* 1/24/18	NORTH TEXAS	W 70-68	988
* 1/26/19	RICE	L 49-55	635
* 1/30/19	at Middle Tennessee	L 44-58	3933
* 1/30/19	at Old Dominion	W 69-61	1588
* 1/30/19	at Charlotte	L 56-68	1082
* 2/1/19	MARSHALL	W 77-59	481
* 2/16/19	WGU	W 70-63	634
* 2/23/19	MIDDLE TENNESSEE	W 77-72	487
* 3/2/19	UTEP	W 68-45	628
* 1/30/19	at Louisiana Tech	W 95-69	1683
1/31/19	vs Charlotte	W 70-55	1
1/31/19	vs Middle Tennessee	L 65-75	2582

* - Conference game



2018-19 C-USA STATISTICS

2018-19 UAB Women's Basketball
UAB Combined Team Statistics (as of Feb 18, 2019)
Conference games

RECORD:	OVERALL	HOME	AWAY	NEUTRAL
ALL GAMES	12-4	6-2	6-2	0-0
CONFERENCE	12-4	6-2	6-2	0-0
NON-CONFERENCE	0-0	0-0	0-0	0-0

#	Player	gp-gs	min	avg	Total		3-Point		F-Throw		Rebounds											
					fg-fga	fg%	3fg-fga	3fg%	ft-fga	ft%	off	def	tot	avg	pf	dq	a	to	blk	stl	pts	avg
32	CHILDRESS, Rachael	16-16	519	32.4	88-192	.458	62-136	.456	15-17	.882	4	40	44	2.8	15	0	17	22	1	4	253	15.8
13	THOMAS, Katelynn	16-16	276	17.3	85-134	.634	0-0	.000	26-44	.591	22	53	75	4.7	40	1	1	23	14	10	196	12.3
00	BARNES, Miyah	16-16	556	34.8	59-136	.434	20-60	.333	41-52	.788	10	18	28	1.8	25	0	71	17	1	10	179	11.2
20	KUZMANIC, Deanna	16-16	543	33.9	64-156	.410	27-77	.351	22-28	.786	18	62	80	5.0	31	0	69	33	2	12	177	11.1
34	JOHNSON, Imani	14-0	229	16.4	40-77	.519	4-8	.500	25-30	.833	17	34	51	3.6	42	2	7	19	3	5	109	7.8
03	VENDRELL, Angela	16-14	349	21.8	22-46	.478	6-12	.500	4-6	.667	13	75	88	5.5	37	0	51	18	25	17	54	3.4
23	KERSTEIN, Lea	16-0	175	10.9	18-49	.367	9-31	.290	2-3	.667	0	21	21	1.3	7	0	13	13	0	3	47	2.9
12	MAGEE, Trista	14-0	236	16.9	10-49	.204	8-36	.222	9-12	.750	8	46	54	3.9	22	1	17	8	5	12	37	2.6
01	WHITLEY, Margaret	12-0	119	9.9	9-39	.231	3-28	.107	4-7	.571	2	3	5	0.4	5	0	7	6	0	2	25	2.1
04	ROLDAN, Talia	8-0	35	4.4	4-12	.333	0-4	.000	3-6	.500	3	8	11	1.4	4	0	0	2	1	0	11	1.4
10	ROSENFELDT, Sara	15-2	151	10.1	5-14	.357	0-0	.000	8-18	.444	12	28	40	2.7	26	0	7	9	2	10	18	1.2
22	GARLAND, Maya	8-0	24	3.0	2-3	.667	1-1	1.000	2-2	1.000	0	3	3	0.4	4	0	2	1	0	0	7	0.9
05	FRASCO, Emily	7-0	13	1.9	0-2	.000	0-2	.000	0-0	.000	0	6	6	0.9	0	0	0	0	1	0	0	0.0
Team											21	32	53				5					
Total.....		16	3225		406-909	.447	140-395	.354	161-225	.716	130	429	559	34.9	258	4	262	176	55	85	1113	69.6
Opponents.....		16	3225		356-937	.380	75-266	.282	163-244	.668	193	402	595	37.2	263	-	157	205	45	80	950	59.4

TEAM STATISTICS	UAB	OPP	Date	Opponent	Score	Att.
SCORING	1113	950	* 01/03/19	at FAU	w 89-64	345
Points per game	69.6	59.4	* 1/05/19	at FIU	w 83-59	0
Scoring margin	+10.2	-	* 1/10/19	LOUISIANA TECH	L 68-73	582
FIELD GOALS-ATT	406-909	356-937	* 1/12/19	SOUTHERN MISS	w 71-60	658
Field goal pct	.447	.380	* 01/17/19	at UTEP	w 74-48	459
3 POINT FG-ATT	140-395	75-266	* 1/19/19	at UTSA	w 59-42	460
3-point FG pct	.354	.282	* 1/24/18	NORTH TEXAS	w 70-60	988
3-pt FG made per game	8.8	4.7	* 01/26/19	RICE	L 43-55	635
FREE THROWS-ATT	161-225	163-244	* 02/02/19	at Middle Tennessee	L 44-60	3933
Free throw pct	.716	.668	* 02/07/19	at Old Dominion	w 69-61	1560
F-Throws made per game	10.1	10.2	* 02/09/19	at Charlotte	L 56-60	1002
REBOUNDS	559	595	* 2/14/19	MARSHALL	w 77-59	401
Rebounds per game	34.9	37.2	* 2/16/19	WKU	w 70-63	634
Rebounding margin	-2.2	-	* 2/23/19	MIDDLE TENNESSEE	wot 77-72	487
ASSISTS	262	157	* 3/2/19	UTEP	w 68-45	698
Assists per game	16.4	9.8	* 03/07/19	at Louisiana Tech	w 95-69	1683
TURNOVERS	176	205	* - Conference game			
Turnovers per game	11.0	12.8				
Turnover margin	+1.8	-				
Assist/turnover ratio	1.5	0.8				
STEALS	85	80				
Steals per game	5.3	5.0				
BLOCKS	55	45				
Blocks per game	3.4	2.8				
ATTENDANCE	5083	9442				
Home games-Avg/Game	8-635	8-1180				
Neutral site-Avg/Game	-	0-0				

Score by Periods	1st	2nd	3rd	4th	OT	Totals
UAB	262	278	286	274	13	1113
Opponents	213	223	246	260	8	950



2018-19 RESULTS

2018-19 UAB Women's Basketball
UAB Season Schedule/Results & Leaders (as of Mar 02, 2019)
All games

RECORD:	OVERALL	HOME	AWAY	NEUTRAL
ALL GAMES	25-6	12-2	10-2	3-2
CONFERENCE	12-4	6-2	6-2	0-0
NON-CONFERENCE	13-2	6-0	4-0	3-2

Date	Opponent	Score	Att.	High Points	High Rebounds
11/9/18	APPALACHIAN STATE	W 80-61	301	(19)BARNES, Miyah	(9)THOMAS, Katelynn
11/15/18	MEMPHIS	W 85-54	352	(23)CHILDRESS, Rachael	(5)BARNES, Miyah (5)MAGEE, Trista
11/20/18	at Chicago State	W 90-45	350	(16)THOMAS, Katelynn	(7)THOMAS, Katelynn
11/22/18	vs Oklahoma	W 89-84		(22)THOMAS, Katelynn	(9)MAGEE, Trista
11/24/18	vs Tennessee	69-73 Lot	250	(19)THOMAS, Katelynn (19)CHILDRESS, Rachael	(7)KUZMANIC, Deanna
11/28/18	ALABAMA A&M	W 82-47	327	(18)JOHNSON, Imani	(8)CHILDRESS, Rachael
11/30/18	ALCORN STATE	W 80-53	349	(17)CHILDRESS, Rachael	(8)MAGEE, Trista
12/05/18	at Samford	W 66-41	402	(20)KUZMANIC, Deanna	(8)THOMAS, Katelynn
12/8/18	MCNEESE STATE	W 91-48	303	(21)CHILDRESS, Rachael	(11)THOMAS, Katelynn
12/16/18	at Alabama State	W 62-47		(17)BARNES, Miyah	(10)MAGEE, Trista
12/20/18	vs Coppin State	W 86-61		(17)KUZMANIC, Deanna	(8)KUZMANIC, Deanna
12/21/18	at FGCU	W 62-60	1721	(31)KUZMANIC, Deanna	(8)KUZMANIC, Deanna (8)ROSENFELDT, Sara
12/30/18	UAH	W 83-58	521	(14)CHILDRESS, Rachael	(8)KUZMANIC, Deanna
01/03/19	*at FAU	W 89-64	345	(23)THOMAS, Katelynn	(7)VENDRELL, Angela
1/05/19	*at FIU	W 83-59		(24)CHILDRESS, Rachael	(8)VENDRELL, Angela
1/10/19	*LOUISIANA TECH	68-73 L	582	(23)CHILDRESS, Rachael	(8)VENDRELL, Angela
1/12/19	*SOUTHERN MISS	W 71-60	658	(23)BARNES, Miyah	(7)THOMAS, Katelynn
01/17/19	*at UTEP	W 74-48	459	(18)CHILDRESS, Rachael	(7)JOHNSON, Imani
1/19/19	*at UTSA	W 59-42	460	(21)CHILDRESS, Rachael	(7)THOMAS, Katelynn
1/24/18	*NORTH TEXAS	W 70-60	988	(20)BARNES, Miyah	(6)MAGEE, Trista (6)ROSENFELDT, Sara
01/26/19	*RICE	43-55 L	635	(12)KUZMANIC, Deanna	(7)VENDRELL, Angela
02/02/19	*at Middle Tennessee	44-60 L	3933	(13)BARNES, Miyah	(8)MAGEE, Trista
02/07/19	*at Old Dominion	W 69-61	1560	(16)BARNES, Miyah	(5)THOMAS, Katelynn (5)JOHNSON, Imani
02/09/19	*at Charlotte	56-60 L	1002	(15)CHILDRESS, Rachael	(11)KUZMANIC, Deanna
2/14/19	*MARSHALL	W 77-59	401	(20)KUZMANIC, Deanna	(13)VENDRELL, Angela
2/16/19	*WKU	W 70-63	634	(19)BARNES, Miyah	(8)VENDRELL, Angela
2/23/19	*MIDDLE TENNESSEE	Wot 77-72	487	(19)BARNES, Miyah	(8)VENDRELL, Angela
3/2/19	*UTEP	W 68-45	698	(29)CHILDRESS, Rachael	(6)KUZMANIC, Deanna (6)VENDRELL, Angela
03/07/19	*at Louisiana Tech	W 95-69	1683	(25)THOMAS, Katelynn	(6)KUZMANIC, Deanna
03/14/19	vs Charlotte	W 70-55		(21)BARNES, Miyah	(12)KUZMANIC, Deanna
03/15/19	vs Middle Tennessee	65-75 L	2592	(21)BARNES, Miyah	(7)VENDRELL, Angela (7)CHILDRESS, Rachael

* - Conference game

Attendance Summary	Games	Attend	Avg/Game
Home	14	7236	517
Away	12	11915	993
Neutral	5	2842	568
Total	31	21993	709



2017-18 C-USA REGULAR SEASON CHAMPIONS

Official Basketball Box Score -- Game Totals -- Final Statistics

Appalachian State vs UAB
11/9/18 6 p.m. at Bartow Arena

Appalachian State 61 • 0-1

#	Player	Total		3-Ptr		Rebounds			PF	TP	A	TO	Blk	Stl	Min
		FG-FGA	FT-FTA	FG-FGA	FT-FTA	Off	Def	Tot							
01	Calder, Maya	1-5	0-0	0-0	0	4	5	9	0	2	0	1	2	0	13
03	Wilson, Tierra	6-19	1-9	2-2	0	2	2	2	15	0	1	0	1	0	30
04	Mathews, Nicola	0-4	0-1	0-0	0	0	0	0	0	0	1	4	0	2	19
05	Stanley, Pre	3-8	0-3	1-1	2	2	4	3	7	1	1	0	0	0	17
10	Craven, Kaila	0-3	0-1	0-0	0	0	0	1	0	0	0	0	0	0	5
14	Hampton, Armani	0-1	0-1	0-0	0	1	1	2	0	0	0	0	0	0	13
23	Polacek, Ashley	7-14	0-3	1-1	0	6	6	2	15	2	3	0	1	32	1
30	Gosnell, Lainey	4-9	1-4	2-2	3	4	7	4	11	0	1	0	0	0	25
32	Jeffery, Dominique	1-2	0-0	0-2	1	0	1	0	2	0	0	0	0	0	4
34	Story, Madi	3-6	0-0	2-2	1	1	2	2	8	0	0	0	0	0	19
42	Plummer, Bayley	0-4	0-0	1-2	2	8	10	2	1	1	0	0	0	0	23
Team					3	1	4								
Totals		25-75	2-22	9-12	16	30	46	18	61	5	11	2	4	200	
1st - FG %:		5-20	25.0%	2nd: 4-15	26.7%	3rd: 7-19	36.8%	4th: 9-21	42.9%	Game: 25-75		33.3%	Deadball		Rebound 1
3FG %:		1-7	14.3%	0-3	0.0%	0-4	0.0%	1-6	16.7%	9-12		75.0%			
FT %:		3-3	100.0%	2-2	100.0%	3-4	75.0%	1-3	33.3%						

UAB 80 • 1-0

#	Player		Total		3-Ptr		Rebounds			PF	TP	A	TO	Blk	Stl	Min	
			FG-FGA	FG-FGA	FT-FTA	Off	Def	Tot									
00	BARNES, Miyah	g	6-11	2-6	5-5	0	1	1	2	19	5	2	0	1	1	33	
01	WHITLEY, Margaret		1-1	0-0	1-2	0	0	0	0	3	0	1	0	0	0	6	
03	VENDRELL, Angela	g	3-10	1-3	0-0	1	4	5	1	7	2	1	1	3	24	4	
04	ROLDAN, Talia		0-0	0-0	1-2	0	1	1	2	1	0	1	0	0	0	4	
10	ROSENFELDT, Sara		0-0	0-0	1-2	1	2	3	3	1	1	2	0	0	0	8	
12	MAGEE, Trista		2-2	2-2	0-0	0	5	5	4	6	1	0	1	0	0	13	
13	THOMAS, Katelynn	f	3-7	0-0	2-4	2	7	9	0	8	0	1	1	0	0	20	
20	KUZMANIC, Deanna	g	7-11	2-4	1-1	1	7	8	1	17	2	2	0	0	0	35	
22	GARLAND, Maya		0-0	0-0	0-0	0	1	1	0	0	0	0	0	0	0	2	
23	KERSTEIN, Lea		1-2	1-2	0-0	0	3	3	0	3	2	1	0	0	0	15	
32	CHILDRESS, Rachael	g	3-11	1-6	0-0	0	2	2	1	7	1	2	1	0	0	28	
34	JOHNSON, Imani		3-7	0-1	2-2	0	3	3	3	8	0	1	0	0	0	12	
Team						2	0	2									
Totals			29-62	9-24	13-18	7	36	43	17	80	14	14	4	4	2	200	
1st - FG %:			8-17	47.1%	2nd: 6-14	42.9%	3rd: 8-17	47.1%	4th: 7-14	50.0%	Game: 29-62		46.8%	Deadball			Rebounds
3FG %:			2-6	33.3%	1-6	16.7%	3-6	50.0%	3-6	50.0%	9-24		37.5%	1			
FT %:			0-0	0.0%	4-6	66.7%	6-7	85.7%	3-5	60.0%	13-18		72.2%				

Officials: Marcus Smith, Kylie Galloway, Charlie Hurst
Technical fouls: Appalachian State-None. UAB-None.
Attendance: 301

Score by periods	1st	2nd	3rd	4th	Total
Appalachian State	14	10	17	20	61
UAB	18	17	25	20	80

Last FG - APP 4th-00:55, UAB 4th-00:10.
Largest lead - APP by 2 1st-09:18, UAB by 24 4th-07:57.
APP led for 00:40. UAB led for 37:36. Game was tied for 01:44.

Score tied - 2 times.
Lead changed - 1 time.

Official Basketball Box Score -- Game Totals -- Final Statistics

Memphis vs UAB
11/15/18 6 p.m. at Bartow Arena

Memphis 54 • 1-2, 0-0

#	Player		Total		3-Ptr	Rebounds			PF	TP	A TO Blk Stl				Min
			FG-FGA	FT-FTA	FG-FGA	FT-FTA	Off	Def			Tot	A	TO	Blk	
00	Stinson, Jada	g	4-11	1-7	0-0	1	2	3	3	9	0	3	1	1	37
03	Herdon, Gazmyne		2-8	0-0	1-2	0	2	2	2	5	2	0	1	0	22
10	Buckhanon, Camille		0-0	0-0	3-4	0	0	0	0	3	0	1	0	0	3
15	Barnes, Taylor	g	2-12	0-4	0-0	1	2	3	3	4	6	1	0	1	33
20	Jones, Manaya		0-0	0-0	0-0	1	0	1	0	0	0	1	0	0	7
22	Coomber, Kiana		1-5	1-4	0-0	0	1	1	4	3	0	1	0	0	10
23	Shutes, Jamirah		4-13	2-6	0-0	2	2	4	0	10	2	2	0	1	23
25	Porter, Brianna		0-0	0-0	0-0	0	0	0	1	0	0	1	0	0	2
33	Davis, Alana	f	3-8	0-0	2-4	8	5	13	1	8	0	5	0	1	35
35	James, Jasmine	f	5-9	2-4	0-0	1	4	5	2	12	0	2	0	0	28
Team						5 5 10							3		
Totals			21-66	6-25	6-10	19	23	42	16	54	10	20	2	4	200
1st - FG %:			3-18	16.7%	2nd: 2-13	15.4%	3rd: 9-19	47.4%	4th: 7-16	43.8%	Game: 21-66		31.8%	Deadball	
3FG %:			1-6	16.7%	0-5	0.0%	0-0	0.0%	0-5	0.0%	6-25		24.0%	Rebounds	
FT %:			0-0	0.0%	0-0	0.0%	1-2	50.0%	5-8	62.5%	6-10		60.0%	4	
IAB 85 • 2-0 0-0															

UAB 85 • 2-0, 0-0

#	Player	Total		3-Ptr		Rebounds			PF	TP	A TO Blk Stl				Min	
		FG-FGA	FG-FGA	FT-FTA	Off	Def	Tot	A			TO	Blk	Stl			
00	BARNES, Miyah	4	8	0-3	0-0	1	4	5	1	8	11	2	0	1	32	
01	WHITLEY, Margaret	3	6	3-5	0-0	1	0	1	0	9	1	0	0	1	15	
03	VENDRELL, Angela	1	1	0-0	0-0	0	4	4	3	2	4	2	0	0	19	
04	ROLDAN, Talia	0	2	0-1	2-2	0	0	0	1	2	0	0	0	0	3	
05	FRASCO, Emily	0	0	0-0	0-0	0	0	0	0	0	0	1	0	0	3	
10	ROSENFELDT, Sara	2	3	0-0	1-1	2	0	2	3	5	0	0	0	0	7	
12	MAGEE, Trista	0	3	0-3	0-0	1	4	5	0	2	1	1	0	0	19	
13	THOMAS, Katelynn	4	6	0-0	1-4	0	2	2	4	9	0	0	1	0	16	
20	KUZMANIC, Deanna	7	9	0-2	1-1	0	1	1	0	15	5	1	0	2	28	
22	GARLAND, Maya	1	2	1-1	0-0	0	3	3	2	3	1	2	0	1	8	
23	KERSTEIN, Lea	0	0	0-0	0-0	0	0	0	1	0	1	0	0	0	8	
32	CHILDRESS, Rachael	8	14	5-9	2-3	1	2	3	0	23	4	0	1	0	27	
34	JOHNSON, Imani	4	8	1-1	0-0	0	1	1	3	9	0	2	0	0	17	
	Team					1	5	6								
	Totals	34-62	10-25	7-11		7	26	33	18	85	29	11	3	5	202	
1st - FG %:		8-14	57.1%	2nd: 10-18		55.6%	3rd: 9-18		50.0%	4th: 7-12		58.3%	Game: 34-62		54.8%	Deadball Rebounds
3FG %:		2-5	40.0%	2-5		40.0%	2-7		28.6%	4-8		50.0%	10-25		40.0%	
FT %:		0-0	0.0%	1-1		100.0%	0-1		0.0%	6-9		66.7%	7-11		63.6%	

Officials: Dawn Marsh, Bill Larence, Talisa Green
Technical fouls: Memphis-None. UAB-None.
Attendance: 352

Score by periods	1st	2nd	3rd	4th	Total
Memphis	7	4	22	21	54
UAB	18	23	20	24	85

Last FG - MEM 4th-00:08, UAB 4th-03:42.
Largest lead - MEM by 5 1st-09:19, UAB by 39 4th-03:42.
MEM led for 01:47. UAB led for 36:49. Game was tied for 00:55.

2017-18 C-USA REGULAR SEASON CHAMPIONS

Official Basketball Box Score -- Game Totals -- Final Statistics
Alabama A&M vs UAB
11/28/18 6 p.m. at Bartow Arena

Alabama A&M 47 • 1-4, 0-0

Official Basketball Box Score -- Game Totals -- Final Statistics
Tennessee vs UAB
11/24/18 2:00 pm at Bimini, Bahamas (Gateway Christian)

Tennessee 73 • 5-0

#	Player	Total		3-Ptr		Rebounds			PF	TP	A	TO	Blk	Stl	Min
		FG-FGA	FG-FGA	FT-FTA	Off Def Tot										
00	Davis,Rennia	* 7-13	3-6	1-2	1 6 7	4	18	3	1	1	0	39			
02	Westbrook,Evin	* 6-14	1-3	3-11	0 6 6	3	16	3	5	1	0	35			
10	Jackson,Meme	* 2-5	2-4	2-2	2 6 8	2	8	1	3	0	3	37			
11	Kushkituah,Kasiyahna	* 6-12	0-0	1-2	2 11 13	3	13	1	2	2	0	35			
15	Green,Cheridene	* 2-8	0-0	0-0	3 0 3	0	4	0	0	0	1	19			
04	Collins,Mimi	1-3	0-0	1-2	0 0 0	1	3	1	1	0	1	10			
12	Burrell,Rae	1-2	0-0	0-1	1 0 1	0	2	0	1	0	0	4			
13	Massengill,Jazmine	2-8	0-3	0-0	2 3 5	2	4	2	2	0	2	30			
14	Green,Zaay	2-8	0-2	1-2	0 4 4	4	5	1	1	0	0	16			
Team					5 1 6										
Totals		29-73	6-18	9-22	16 37 53	19	73	12	16	4	7	225			
1st - FG %:		5-15	33.3%	2nd: 7-18	38.9%	3rd: 8-17	47.1%	4th: 7-15	46.7%	Game: 29-73	39.7%	Deadball			
3FG %:		2-5	40.0%	0-3	0.0%	4-6	66.7%	6-18	33.3%	Rebounds					
FT %:		1-4	25.0%	2-3	66.7%	1-2	50.0%	9-22	40.9%	8					

UAB 69 • 4-1

#	Player	Total		3-Ptr		Rebounds			PF	TP	A	TO	Blk	Stl	Min
		FG-FGA	FG-FGA	FT-FTA	Off Def Tot										
00	BARNES, Miyah	* 5-11	2-5	1-2	1 1 2	4	13	8	4	0	0	43			
03	VENDRELL, Angela	* 1-2	0-0	0-0	0 4 4	2	2	2	3	1	3	39			
13	THOMAS, Katelynn	* 6-13	0-0	7-9	1 2 3	4	19	2	2	0	1	32			
20	KUZMANIC, Deanna	* 3-11	2-6	2-4	1 6 7	4	10	2	3	0	2	44			
32	CHILDRESS, Rachael	* 7-16	5-9	0-0	0 6 6	1	19	1	0	0	2	43			
01	WHITLEY, Margaret	0-2	0-2	0-0	0 0 0	0	0	0	1	0	0	5			
10	ROSENFELDT, Sara	0-0	0-0	0-0	0 0 0	0	0	0	0	0	0	0+			
12	MAGEE, Trista	0-1	0-0	0-0	0 4 4	3	0	1	0	0	0	6			
34	JOHNSON, Imani	2-9	0-1	2-2	0 2 2	0	6	0	1	0	0	13			
Team					2 6 8										
Totals		24-65	9-23	12-17	5 31 36	18	69	16	14	1	8	225			
1st - FG %:		7-17	41.2%	2nd: 6-16	37.5%	3rd: 6-11	54.5%	4th: 3-13	23.1%	Game: 24-65	36.9%	Deadball			
3FG %:		1-5	20.0%	3-8	37.5%	4-5	80.0%	9-23	39.1%	Rebounds					
FT %:		5-6	83.3%	3-5	60.0%	2-2	100.0%	1-2	50.0%	12-17	70.6%	4,1			

Officials: Rod Creech, Bruce Morris, Maggie Tieman
Technical fouls: Tennessee-None. UAB-None.
Attendance: 250

Score by periods	1st	2nd	3rd	4th	OT	Total
Tennessee	13	16	17	19	8	73
UAB	20	18	18	9	4	69

UAB 82 • 5-1, 0-0

#	Player	Total		3-Ptr		Rebounds			PF	TP	A	TO	Blk	Stl	Min
		FG-FGA	FG-FGA	FT-FTA	Off Def Tot										
00	BARNES, Miyah	* 2-8	1-3	2-2	0 2 2	0	7	4	1	0	1	25			
01	WHITLEY, Margaret	2-4	2-4	4-4	0 3 3	0	10	0	1	0	0	16			
03	VENDRELL, Angela	* 0-0	0-0	0-0	0 1 1	1	0	2	2	1	2	17			
04	ROLDAN, Talia	0-0	0-0	1-2	0 3 3	1	1	0	0	1	0	6			
05	FRASCO, Emily	0-1	0-0	1-2	1 1 2	0	1	0	2	2	0	5			
10	ROSENFELDT, Sara	2-5	0-0	1-2	2 0 2	1	5	1	1	1	1	15			
12	MAGEE, Trista	1-4	0-2	4-4	1 4 5	1	6	0	0	0	0	17			
13	THOMAS, Katelynn	* 3-5	0-0	4-8	1 3 4	3	10	0	0	0	1	14			
20	KUZMANIC, Deanna	* 4-6	2-2	2-2	0 1 1	3	12	3	2	0	1	24			
32	CHILDRESS, Rachael	* 1-1	0-0	2-2	0 3 3	1	4	1	0	0	0	10			
32	KERSTEIN, Lea	0-0	0-0	1-2	0 3 3	0	1	1	1	0	0	17			
34	JOHNSON, Imani	5-6	0-0	8-8	0 0 0	5	18	1	0	0	1	11			
Team					1 4 5										
Totals		21-48	6-16	34-42	7 35 42	16	82	14	11	5	7	200			
1st - FG %:		7-11	63.6%	2nd: 6-17	35.3%	3rd: 5-7	71.4%	4th: 3-13	23.1%	Game: 21-48	43.8%	Deadball			
3FG %:		3-5	60.0%	1-4	25.0%	1-3	33.3%	1-4	25.0%	Rebounds					
FT %:		7-8	87.5%	4-4	100.0%	12-16	75.0%	11-14	78.6%	6-16	37.5%	5			

Officials: Troy Winders, Talisa Green and Simone Reed
Technical fouls: Alabama A&M-TEAM. UAB-None.
Attendance: 327

Score by periods	1st	2nd	3rd	4th	Total
Alabama A&M	8	14	11	14	47
UAB	24	17	23	18	82

Last FG - AAMU_W 4th-00:01, UAB 4th-00:57.
Largest lead - AAMU_W None, UAB by 37 4th-00:57.
AAMU_W led for 00:00. UAB led for 50:00. Game was tied for -10:00.

Score tied - 0 times.
Lead changed - 0 times.

Official Basketball Box Score -- Game Totals -- Final Statistics
Alcorn State vs UAB
11/30/18 6 p.m. at Bartow Arena

Alcorn State 53 • 0-6, 0-0

#	Player	Total		3-Ptr		Rebounds			PF	TP	A	TO	Blk	Stl	Min
		FG-FGA	FG-FGA	FT-FTA	Off Def Tot										
03	PATIN, Rayven	0-0	0-0	0-0	0 0 0	0	0	0	0	0	0	0			
10	BERNARD, Jamaysha	1-2	0-0	0-2	3 3 6	0	2	0	1	0	0	1			
11	HOOD, Alexia	0-2	0-1	1-2	1 1 2	1	1	0	0	0	0	8			
21	HALL, Diamond	1-5	1-2	2-2	6 4 10	1	5	2	1	0	0	26			
23	WALKER, Charisma	6-10	1-3	1-3	0 8 8	1	14	0	4	0	0	25			
24	BROWN, De'Asia	6-22	2-7	0-0	2 1 3	2	14	2	3	0	1	32			
32	HARGROVE, Jada	6-8	1-1	0-0	0 2 2	3	13	0	5	0	2	37			
33	ISLER, Toddriana	2-10	0-0	0-2	0 3 3	2	4	1	2	0	2	32			
42	BROUGHTON, Bria	0-0	0-0	0-0	0 4 4	1	0	1	1	0	0	15			
45	CHAMBERS, Jasmine	0-1	0-0	0-0	0 0 0	2	0	0	1	0	0	10			
Team					0 1 1										
Totals		22-60	5-14	4-11	12 27 39	13	53	6	18	0	5	200			
1st - FG %:		4-15	26.7%	2nd: 9-17	52.9%	3rd: 6-12	50.0%	4th: 3-16	18.8%	Game: 22-60	36.7%	Deadball			
3FG %:		1-2	50.0%	1-2	50.0%	1-4	25.0%	2-6	33.3%	Rebounds					
FT %:		0-2	0.0%	1-1	100.0%	0-2	0.0%	3-6	50.0%	4-11	36.4%	3			

UAB 80 • 6-1, 0-0

#	Player	Total		3-Ptr		Rebounds			PF	TP	A	TO	Blk	Stl	Min
		FG-FGA	FG-FGA	FT-FTA	Off Def Tot										
13	THOMAS, Katelynn	r 5-7	0-0	0-0	0 5 5	2	10	0	0	2	1	20			
00	BARNES, Miyah	g 1-7	0-4	0-2	0 2 2	0	2	10	0	0	2	32			
03	VENDRELL, Angela	g 3-4	0-0	0-0	1 5 6	2	6	7	3	0	0	16			
20	KUZMANIC, Deanna	g 3-7	2-5	2-2	1 4 5	1	10	2	2	0	1	28			
32	CHILDRESS, Rachael	g 6-11	5-8	0-0	0 2 2	0	17	2	1	0	1	30			
01	WHITLEY, Margaret	1-2	1-2	0-0	0 0 0	0	3	1	0	0	0	10			
04	ROLDAN, Talia	0-1	0-0	0-0	0 1 1	1	0	0	0	0	0	3			
05	FRASCO, Emily	1-2	0-0	0-0	0 1 1	0	2	1	2	0	0	5			
10	ROSENFELDT, Sara	1-1	0-0	0-0	0 1 1	0	2	0	0	0	0	3			
12	MAGEE, Trista	6-10	3-7	0-0	3 5 8	2	15	1	1	1	1	21			
23	KERSTEIN, Lea	2-5	2-4	2-2	0 1 1	2	8	0	0	0	1	15			
34	JOHNSON, Imani	2-4	0-1	1-1	0 3 3	2	5	1	2	1	2	17			
Team					0 0 0										
Totals		31-61	13-31	5-7	5 30 35	12	80	25	11	4	9	200			
1st - FG %:		12-17	70.6%	2nd: 4-15	26.7%	3rd: 9-17	52.9%	4th: 3-16	18.8%	Game: 31-61	50.8%	Deadball			
3FG %:		6-9	66.7%	1-8	12.5%	4-8	50.0%	2-6	33.3%	Rebounds					
FT %:		2-2	100.0%	0-0	0.0%	1-3	33.3%	2-2	100.0%	5-7	71.4%	1			

Officials: Tina Napier, Beverly Roberts, Felicia Grinter
Technical fouls: Alcorn State-TEAM. UAB-None.
Attendance: 349

Score by periods	1st	2nd	3rd	4th	Total
Alcorn State	9	20	13	11	53
UAB	32	9	23	16	80

Officials: Ed Novak, Rob Fessler, Sonny Scyphers
Technical fouls: UAB-None. Samford-None.
Attendance: 402

2017-18 C-USA REGULAR SEASON CHAMPIONS

Official Basketball Box Score -- Game Totals -- Final Statistics McNeese State vs UAB 12/8/18 2 p.m. at Bartow Arena

McNeese State 48 • 0-7

#	Player	Total		3-Ptr		Rebounds			PF	TP	A TO Blk Stl				Min
		FG-FGA	FG-FGA	FT-FTA	FT-FTA	Off Def Tot	Off Def Tot	Off Def Tot			A TO Blk Stl	A TO Blk Stl	A TO Blk Stl	A TO Blk Stl	
01	Bolton, Regan	0-4	0-3	0-0	0-0	1 1 2	0 1 1	2 0	1	1	0 1 0	1	1	0 1	17
02	Jones, Bre'Ashlee	2-10	1-4	2-6	0 3 3	0 0 0	0 0 0	0 7	2	3	0 0 0	0	0	0 6	29
04	Haynes, Rayah	0-2	0-0	0-0	0 2 2	0 0 0	0 0 0	0 0	0	0	0 0 0	0	0	0 6	6
12	Robinson, Jahquell	1-3	0-1	1-2	0 0 0	0 0 0	0 0 0	0 3	0	1	0 0 0	0	0	0 9	9
13	Rivas, Cinthya	0-2	0-0	0-0	0 2 2	2 0 0	0 1 0	2 0	0	1	0 1 0	1	0	0 12	12
15	Levy, Jamara	2-5	0-2	3-4	0 1 1	2 7 0	1 7 0	0 0	1	7	0 0 0	0	0	0 27	27
20	Hughes, Kaylee	0-1	0-1	0-0	1 0 1	0 0 0	0 0 0	0 0	0	1	0 0 0	0	0	0 4	4
21	Martin, Maddisen	0-0	0-0	0-0	0 0 0	0 0 0	0 0 0	0 0	0	0	0 0 0	0	0	0 4	4
22	Maddox, Callie	6-10	0-2	0-2	1 2 3	3 12	1 3 0	1 25	1	3	0 0 0	1	25	1	25
24	Tanks, Divine	2-4	0-0	1-2	1 3 4	2 5	0 1 0	0 12	0	1	0 0 0	0	0	0 12	12
25	Jasper, Sky	4-8	0-0	0-0	0 2 2	2 8	1 1 0	0 27	0	1	0 0 0	0	0	0 27	27
30	Balogun, Damilola	1-3	0-0	0-0	0 6 6	3 2	1 0 1	0 15	0	1	0 0 0	0	0	0 15	15
40	Robinson, Maia	1-5	0-0	2-2	2 5 7	1 4	0 0 0	0 13	0	0	0 0 0	0	0	0 13	13
Team		3 4 7													
Totals		19-57	1-13	9-18	10 29 39	17 48	7 20 1	3 200							
1st - FG %:		8-17	47.1%	2nd: 3-12	25.0%	3rd: 4-12	33.3%	4th: 4-16	25.0%	Game: 19-57	33.3%	Deadball			
3FG %:		0-2	0.0%	1-6	16.7%	0-2	0.0%	1-3	7.7%	1-13	7.7%	Rebounds			
FT %:		0-2	0.0%	4-6	66.7%	2-4	50.0%	3-6	50.0%	9-18	50.0%	6			

UAB 91 • 8-1

#	Player	Total		3-Ptr		Rebounds			PF	TP	A TO Blk Stl				Min
		FG-FGA	FG-FGA	FT-FTA	FT-FTA	Off Def Tot	Off Def Tot	Off Def Tot			A TO Blk Stl	A TO Blk Stl	A TO Blk Stl	A TO Blk Stl	
00	BARNES, Miyah	1-6	1-4	0-0	0 1 1	0 3	4 0 0	1 28	0	3	4 0 0	1	28	0	28
01	WHITLEY, Margaret	0-2	0-2	1-2	0 0 0	3 1	4 1 0	0 11	0	1	4 1 0	0	11	0	11
03	VENDRELL, Angela	2-5	0-1	0-0	2 2 4	5 4	2 1 0	0 14	0	1	2 0 0	0	14	0	14
04	ROLDAN, Talia	0-1	0-1	2-2	0 0 0	0 2	0 0 1	0 4	0	2	0 0 1	0	4	0	4
05	FRASCO, Emily	0-1	0-1	0-0	0 0 0	0 0	0 0 0	1 6	0	0	0 0 0	1	6	0	6
10	ROSENFELDT, Sara	1-3	0-0	0-0	0 2 2	1 2	0 0 0	1 6	0	0	0 0 0	1	6	0	6
12	MAGEE, Trista	2-7	2-6	0-0	1 8 9	1 6	1 1 0	2 21	0	1	1 0 0	2	21	0	21
13	THOMAS, Katelynn	7-13	0-0	0-0	4 7 11	4 14	1 1 2	0 18	0	1	1 0 0	0	18	0	18
20	KUZMANIC, Deanna	3-7	2-4	2-2	2 0 2	1 10	11 0 1	0 13	0	1	0 0 0	0	13	0	13
23	KERSTEIN, Lea	4-7	4-5	0-0	0 3 3	1 12	0 0 0	0 16	0	1	0 0 0	0	16	0	16
32	CHILDRESS, Rachael	7-18	7-18	0-0	1 5 6	2 21	3 0 0	2 30	0	1	0 0 0	2	30	0	30
34	JOHNSON, Imani	6-8	0-0	4-5	4 0 4	2 16	1 5 0	2 16	0	1	5 0 0	2	16	0	16
Team		2 3 5													
Totals		33-78	16-42	9-11	16 31 47	20 91	27 10 3	10 200							
1st - FG %:		6-17	35.3%	2nd: 8-20	40.0%	3rd: 12-23	52.2%	4th: 7-18	38.9%	Game: 33-78	42.3%	Deadball			
3FG %:		4-9	44.4%	2-9	22.2%	6-12	50.0%	4-12	33.3%	16-42	38.1%	Rebounds			
FT %:		3-4	75.0%	2-2	100.0%	1-1	100.0%	3-4	75.0%	9-11	81.8%	2			

Officials: Scott Yarbrough, D'Lynn Schertz, Trey Miles
Technical fouls: McNeese State-None. UAB-None.
Attendance: 303

Score by periods	1st	2nd	3rd	4th	Total
McNeese State	16	11	10	11	48
UAB	19	20	31	21	91

Points	In	Off	2nd	Fast	Bench
MCN	Paint	T/O	Chance	Break	
UAB	24	7	8	0	10
	20	21	19	6	39

Last FG - MCN 4th-01:03, UAB 4th-00:51.
Largest lead - MCN by 6 1st-05:53, UAB by 45 4th-00:51.
MCN led for 05:24, UAB led for 30:52. Game was tied for 03:44.

Score tied - 4 times.
Lead changed - 5 times.

Official Basketball Box Score -- Game Totals -- Final Statistics Coppin State vs UAB 12/20/18 5 PM at Fort Myers, Fla. (Alico Arena)

Coppin State 61 • 0-11

#	Player	Total		3-Ptr		Rebounds			PF	TP	A TO Blk Stl				Min
		FG-FGA	FG-FGA	FT-FTA	FT-FTA	Off Def Tot	Off Def Tot	Off Def Tot			A TO Blk Stl	A TO Blk Stl	A TO Blk Stl	A TO Blk Stl	
23	GRAHAM, Chance	5-16	2-7	10-12	1 8 9	0 22	1 4 1	5 39	0	22	1 4 1	5	39	0	39
45	SALLEY, Jalynda	5-10	0-0	2-4	5 6 11	4 12	0 2 3	0 24	0	12	0 2 3	0	24	0	24
00	CORBIE, Tshai	2-8	1-5	0-0	1 3 4	2 5	2 1 0	1 37	0	1	2 0 1	1	37	0	37
03	COLEMAN, Kaiya	1-4	0-2	0-0	3 0 3	2 2	5 0 0	1 37	0	2	5 0 0	1	37	0	37
04	FIELDS, Brooke	6-22	3-8	5-8	1 2 3	2 20	3 2 0	1 39	0	1	3 2 0	1	39	0	39
01	ADAMS, Diamond	0-0	0-0	0-0	2 0 2	0 0	0 0 0	0 3	0	0	0 0 0	0	3	0	3
02	SMITH, Mariah	0-0	0-0	0-0	0 1 1	4 0	0 0 0	0 14	0	0	0 0 0	0	14	0	14
10	PRICE, E'mya	0-1	0-1	0-0	0 0 0	0 0	0 0 0	0 5	0	0	0 0 0	0	5	0	5
12	OLOYEDE, Oluwadamilol	0-0	0-0	0-0	0 0 0	0 0	0 0 0	0 2	0	0	0 0 0	0	2	0	2
Team		1 1 2													
Totals		19-61	6-23	17-24	14 21 35	14 61	11 9 4	8 200							
1st - FG %:		8-17	47.1%	2nd: 6-13	46.2%	3rd: 3-14	21.4%	4th: 2-17	11.8%	Game: 19-61	31.1%	Deadball			
3FG %:		1-5	20.0%	4-7	57.1%	0-4	0.0%	1-7	14.3%	6-23	26.1%	Rebounds			
FT %:		0-0	0.0%	2-4	50.0%	11-14	78.6%	4-6	66.7%	17-24	70.8%	5			

UAB 86 • 10-1

#	Player	Total		3-Ptr		Rebounds			PF	TP	A TO Blk Stl				Min
		FG-FGA	FG-FGA	FT-FTA	FT-FTA	Off Def Tot	Off Def Tot	Off Def Tot			A TO Blk Stl	A TO Blk Stl	A TO Blk Stl	A TO Blk Stl	
13	THOMAS, Katelynn	3-6	0-0	1-2	2 3 5	2 7	0 0 1	0 20	0	7	0 0 1	0	20	0	20
32	CHILDRESS, Rachael	5-14	5-13	0-0	0 2 2	0 15	1 2 0	1 22	0	15	1 2 0	1	22	0	22
00	BARNES, Miyah	2-4	2-2	0-0	1 2 3	2 6	6 2 0	0 34	0	2	6 2 0	0	34	0	34
03	VENDRELL, Angela	2-4	0-0	1-2	2 4 6	2 5	3 1 1	0 20	0	2	3 1 1	0	20	0	20
20	KUZMANIC, Deanna	6-8	2-4	3-3	1 7 8	3 17	6 2 0	1 33	0	1	6 2 0	1	33	0	33
01	WHITLEY, Margaret	4-7	4-7	0-0	1 0 1	2 12	1 2 0	0 9	0	1	2 0 0	0	9	0	9
04	ROLDAN, Talia	0-0	0-0	0-0	0 0 0	0 0	0 0 0	0 2	0	0	0 0 0	0	2	0	2
05	FRASCO, Emily	1-2	1-2	0-0	0 0 0	1 3	0 0 0	0 3	0	0	0 0 0	0	3	0	3
10	ROSENFELDT, Sara	1-1	0-0	0-2	1 2 3	2 2	0 0 0	0 8	0	0	0 0 0	0	8	0	8
12	MAGEE, Trista	2-3	1-2	3-4	2 3 5	1 8	4 1 1	0 18	0	1	4 1 1	0	18	0	18
23	KERSTEIN, Lea	3-8	3-7	0-0	1 3 4	0 9	3 0 0	0 18	0	1	3 0 0	0	18	0	18
34	JOHNSON, Imani	1-4	0-0	0-0	1 2 3	1 2	1 1 0	1 13	0	1	1 0 0	1	13	0	13
Team		0 2 2													
Totals		30-61	18-37	8-13	12 30 42	16 86	25 11 3	3 200							
1st - FG %:		7-14	50.0%	2nd: 8-17	47.1%	3rd: 6-16	37.5%	4th: 9-14	64.3%	Game: 30-61	49.2%	Deadball			
3FG %:		3-8	37.5%	5-9	55.6%	6-13	46.2%	4-7	57.1%	18-37	48.6%	Rebounds			
FT %:		0-0	0.0%	3-4	75.0%	4-8	50.0%	1-1	100.0%	8-13	61.5%	3			

Officials: Marcus Smith, Chastity Taylor, John Capolino
Technical fouls: Coppin State-None. UAB-None.
Attendance:
Hilton Garden Inn Classic

Score by periods	1st	2nd	3rd	4th	Total
Coppin State	17	18	17	9	61
UAB	17	24	22	23	86

Points	In	Off	2nd	Fast	Bench
CSUW	Paint	T/O	Chance	Break	
UAB	20	6	6	4	0
	20	18	15	6	36

Last FG - CSUW 4th-00:30, UAB 4th-01:10.
Largest lead - CSUW by 5 1st-06:36, UAB by 28 4th-01:10.
CSUW led for 06:08, UAB led for 27:22. Game was tied for 06:30.

Score tied - 5 times.
Lead changed - 5 times.

Official

2017-18 C-USA REGULAR SEASON CHAMPIONS

Official Basketball Box Score -- Game Totals -- Final Statistics UAH vs UAB 12/30/18 2 p.m. at Bartow Arena, Birmingham, Ala.

UAH 58 • 4-6

#	Player	Total		3-Ptr		Rebounds		PF	TP	A	TO	Blk	Stl	Min
		FG-FGA	FG-FGA	FT-FTA	FT-FTA	Off	Def							
35	Speegle, Katie	r	4-7	0-2	3-4	2	5	7	0	11	2	0	0	22
03	Sanders, Arlyn	g	5-8	1-2	4-5	1	6	7	2	15	1	4	0	1
05	Johnson, Baylee	g	5-13	3-6	2-4	4	3	7	0	15	1	3	0	1
12	Harris, Holly	g	3-9	1-5	0-0	2	3	5	2	7	2	2	2	1
25	Payne, Emiline	g	1-5	0-2	0-0	0	1	1	3	2	3	3	0	1
04	Tipton, Morgan	g	1-6	0-0	0-0	2	5	7	1	2	1	1	0	18
11	Grant, Adrian	g	0-0	0-0	0-0	0	1	1	0	1	0	1	0	2
15	Mann, Sloan	g	0-2	0-2	1-2	0	0	0	0	1	0	0	0	9
20	Willoughby, Emme	g	0-1	0-0	0-0	0	1	1	0	0	0	0	0	1
23	Miller, Heidi	g	2-3	1-2	0-0	0	1	1	0	5	0	2	0	14
26	Pruitt, Selena	g	0-2	0-1	0-0	0	1	1	0	0	0	0	0	8
33	Yeager, Taylor Ann	g	0-1	0-0	0-0	1	0	1	0	0	0	0	0	2
Team						0	1	1			1			
Totals			21-57	6-24	10-15	12	28	40	12	58	10	17	2	5
1st - FG %:		5-12	41.7%	2nd: 8-19	42.1%	3rd: 4-14	28.6%	4th: 4-12	33.3%	Game: 21-57	36.8%	Deadball		
3FG %:		0-3	0.0%	1-6	16.7%	3-8	37.5%	2-7	28.6%	6-24	25.0%	Rebounds		2
FT %:		2-4	50.0%	1-1	100.0%	3-4	75.0%	4-6	66.7%	10-15	66.7%			

UAB 83 • 12-1

#	Player	Total		3-Ptr		Rebounds		PF	TP	A	TO	Blk	Stl	Min
		FG-FGA	FG-FGA	FT-FTA	FT-FTA	Off	Def							
13	THOMAS, Katelynn	r	6-12	0-0	0-1	4	1	5	2	12	0	0	0	15
00	BARNES, Miyah	g	4-8	1-4	0-0	0	1	1	1	9	4	0	0	2
03	VENDRELL, Angela	g	3-6	1-1	0-0	1	4	5	2	7	3	0	1	0
20	KUZMANIC, Deanna	g	1-4	0-0	2-2	2	6	8	1	4	3	0	1	1
32	CHILDRESS, Rachael	g	5-14	4-10	0-0	0	0	0	0	14	1	2	0	0
01	WHITLEY, Margaret	g	4-8	3-6	1-2	0	1	1	0	12	6	1	0	1
04	ROLDAN, Talia	g	0-1	0-1	0-0	0	0	0	0	0	0	0	0	4
05	FRASCO, Emily	g	1-1	0-0	0-0	1	0	1	1	2	0	0	0	2
10	ROSENFELDT, Sara	g	1-2	0-0	0-2	0	2	2	0	2	0	0	1	0
12	MAGEE, Trista	g	3-4	1-1	2-2	1	2	3	3	9	0	1	0	0
22	GARLAND, Maya	g	0-2	0-1	0-0	1	3	4	1	0	1	1	0	8
23	KERSTEIN, Lea	g	2-3	1-2	0-0	0	2	2	2	5	3	1	0	0
34	JOHNSON, Imani	g	3-4	1-1	0-1	0	3	3	1	7	0	2	0	1
Team						1	2	3						
Totals			33-69	12-27	5-10	11	27	38	14	83	21	8	3	5
1st - FG %:		7-17	41.2%	2nd: 7-15	46.7%	3rd: 12-18	66.7%	4th: 7-19	36.8%	Game: 33-69	47.8%	Deadball		
3FG %:		4-8	50.0%	1-4	25.0%	5-7	71.4%	2-8	25.0%	12-27	44.4%	Rebounds		2
FT %:		0-0	0.0%	3-5	60.0%	0-1	0.0%	2-4	50.0%	5-10	50.0%			

Officials: Jody Cantrell, Carla Roberts, Taryn Towns
Technical fouls: UAH-None. UAB-None.
Attendance: 521

Score by periods	1st	2nd	3rd	4th	Total
UAH	12	18	14	14	58
UAB	18	18	29	18	83

Official Basketball Box Score -- Game Totals -- Final Statistics UAB vs FIU 1/05/19 2:00 p.m. at Miami, Fla.

UAB 83 • 14-1 (2-0 C-USA)

#	Player	Total		3-Ptr		Rebounds		PF	TP	A	TO	Blk	Stl	Min
		FG-FGA	FG-FGA	FT-FTA	FT-FTA	Off	Def							
00	BARNES, Miyah	*	5-14	3-11	2-2	3	3	6	3	15	5	1	0	1
03	VENDRELL, Angela	*	1-3	1-2	2-2	0	8	8	1	5	2	0	1	2
13	THOMAS, Katelynn	*	7-10	0-0	0-0	4	3	7	2	14	0	3	1	0
20	KUZMANIC, Deanna	*	4-8	1-3	0-0	2	2	4	2	9	6	2	0	3
32	CHILDRESS, Rachael	*	9-15	6-9	0-0	0	0	0	0	24	0	0	0	0
01	WHITLEY, Margaret	g	1-5	0-3	0-0	1	2	3	0	2	2	0	0	14
04	ROLDAN, Talia	g	2-3	0-0	1-1	1	0	1	1	5	0	1	0	0
05	FRASCO, Emily	g	0-0	0-0	0-0	0	1	1	0	0	0	0	0	3
10	ROSENFELDT, Sara	g	0-0	0-0	1-2	0	1	1	2	1	1	1	0	9
12	MAGEE, Trista	g	0-3	0-3	1-2	0	4	4	2	1	0	1	0	0
22	GARLAND, Maya	g	0-0	0-0	0-0	0	0	0	0	0	0	0	0	4
23	KERSTEIN, Lea	g	1-4	1-3	0-0	0	2	2	0	3	0	2	0	0
34	JOHNSON, Imani	g	2-2	0-0	0-0	0	0	0	3	4	0	0	0	0
Team						1	3	4						
Totals			32-67	12-34	7-9	12	29	41	16	83	16	11	2	6
1st - FG %:		8-17	47.1%	2nd: 9-20	45.0%	3rd: 8-16	50.0%	4th: 7-14	50.0%	Game: 32-67	47.8%	Deadball		
3FG %:		3-9	33.3%	2-9	22.2%	6-10	60.0%	1-6	16.7%	12-34	35.3%	Rebounds		3
FT %:		0-0	0.0%	3-4	75.0%	1-2	50.0%	4-5	80.0%	7-9	77.8%			

FIU 59 • 3-12 (0-2 C-USA)

#	Player	Total		3-Ptr		Rebounds		PF	TP	A	TO	Blk	Stl	Min
		FG-FGA	FG-FGA	FT-FTA	FT-FTA	Off	Def							
10	ORENES, Paula	*	4-10	0-3	0-0	0	0	0	0	8	3	0	0	0
12	O'HARA, Kylee	*	3-7	3-6	0-2	1	0	1	2	9	0	0	1	1
14	GUIMARAES, Chelsea	*	5-8	0-1	2-4	1	2	3	1	12	1	2	0	1
21	SKANES, Ce'Nara	*	1-6	0-0	3-3	1	7	8	0	5	0	2	0	1
23	SCOTT, Bre'Osha	*	2-4	0-0	0-0	0	5	5	2	4	5	0	0	1
00	TAYLOR, TaMiracle	g	0-2	0-2	0-0	0	2	2	1	0	4	3	0	0
02	LEE, Cabria	g	3-4	0-1	0-0	0	0	0	2	6	1	2	0	0
15	SPIGULE, Ieva	g	0-2	0-2	0-0	0	2	2	0	0	0	1	1	0
24	NETHERLY, Paris	g	0-3	0-2	0-0	0	2	2	0	0	0	2	0	0
34	WALKER, Shante	g	7-10	1-2	0-2	1	2	3	3	15	0	0	0	0
Team						1	0	1			1			
Totals			25-56	4-19	5-11	5	22	27	11	59	14	13	2	4
1st - FG %:		7-14	50.0%	2nd: 5-10	50.0%	3rd: 8-17	47.1%	4th: 5-15	33.3%	Game: 25-56	44.6%	Deadball		
3FG %:		2-6	33.3%	0-3	0.0%	1-5	20.0%	2-7	28.6%	5-11	45.5%	Rebounds		3
FT %:		0-0	0.0%	3-4	75.0%	0-0	0.0%							

Officials: Meadow Overstreet, Brian Hall, Xiomara Cruz
Technical fouls: UAB-None. FIU-None.
Attendance:

Score by periods	1st	2nd	3rd	4th	Total
UAB	19	22	23	19	83
FIU	16	13	17	13	59

Last FG - UAB 4th-00:22, FIUW 4th-02:14.
Largest lead - UAB by 27 4th-07:13, FIUW by 4 1st-08:54.
UAB led for 36:39. FIUW led for 02:57. Game was tied for 00:24.

Score tied - 0 times.
Lead changed - 1 time.

Official Basketball Box Score -- Game Totals -- Final Statistics UAB vs FAU 01/03/19 7:00 PM at Boca Raton, Fla. - FAU Arena

UAB 89 • 13-1, 1-0 C-USA

#	Player		Total		3-Ptr		Rebounds		PF	TP	A	TO	Blk	Stl	Min	
			FG-FA	FG-FA	FT-FTA	FT-FTA	Off	Def								
13	THOMAS, Katelynn	r	10-14	0-0	3-4	4	2	6	3	23	0	2	0	1	16	
32	CHILDRESS, Rachael	r	6-12	4-9	1-1	0	3	3	0	17	1	0	0	0	28	
00	BARNES, Miyah	g	4-7	2-3	0-0	1	1	2	1	10	6	1	0	0	28	
03	VENDRELL, Angela	g	2-3	0-0	0-0	1	6	7	1	4	2	0	2	0	19	
20	KUZMANIC, Deanna	g	5-15	2-4	1-2	2	4	6	0	13	6	1	1	0	27	
01	WHITLEY, Margaret	g	3-7	1-4	0-0	0	0	0	0	7	2	1	0	0	16	
04	ROLDAN, Talia	g	0-1	0-0	0-0	1	0	1	0	0	0	0	0	0	3	
05	FRASCO, Emily	g	0-0	0-0	0-0	0	1	1	0	0	0	0	0	0	2	
10	ROSENFELDT, Sara	g	0-2	0-0	0-0	1	3	4	3	0	1	0	0	2	13	
12	MAGEE, Trista	g	1-3	0-1	1-1	0	2	2	3	3	0	0	1	1	18	
22	GARLAND, Maya	g	0-0	0-0	0-0	0	1	1	0	0	1	0	0	0	4	
23	KERSTEIN, Lea	g	3-6	1-4	1-1	0	2	2	2	8	1	0	0	1	14	
34	JOHNSON, Imani	g	1-3	0-1	2-4	1	2	3	3	4	2	1	0	1	12	
Team						0	5	5			1					
Totals				35-73	10-26	9-13	11	32	43	16	89	22	7	4	6	200
1st- FG %: 10-20 2nd- 6-16 37.5% 3rd- 10-22 45.5% 4th- 9-15 60.0% Game- 35-73 47.9% DeadBall																
3FG %: 5-11 45.5% 25.0% 3rd- 3-9 33.3% 1-2 50.0% 10-16 38.5% Rebounds																
FT %: 3-3 100.0% 1-2 50.0% 2-4 50.0% 3-4 75.0% 10-13 69.2% 2																

2017-18 C-USA REGULAR SEASON CHAMPIONS

Official Basketball Box Score -- Game Totals -- Final Statistics

Southern Miss vs UAB

1/12/19 2 p.m. at Birmingham, Ala., Bartow Arena

Southern Miss 60 • 8-9, 0-4

#	Player		Total		3-Ptr		Rebounds			PF	TP					Min
			FG-FGA	FG-FGA	FT-FTA	Off	Def	Tot	A			TO	Blk	Stl		
00	ANDERSON, Camille	g	0-7	0-2	0-0	1	0	1	2	0	0	1	0	0	9	
02	KENNEDY, Allie		3-5	2-4	0-0	0	2	2	1	8	0	3	0	0	21	
03	EDGECOMBE, Shania		0-0	0-0	0-0	0	2	2	0	0	1	0	0	0	8	
05	HAILES, Shonte	g	4-12	0-1	4-4	1	2	3	2	12	7	2	0	0	39	
12	CARTER, Imani		1-3	0-1	1-2	1	2	3	1	3	0	0	0	0	6	
15	LANDING, Amber	c	2-4	0-0	2-2	0	1	1	4	6	0	1	1	1	11	
21	ALMOND, Daishai		3-5	1-1	2-2	0	1	1	5	9	1	1	1	0	16	
22	BROWN, Megan	g	2-7	1-5	4-4	0	3	3	4	9	0	1	0	0	24	
24	GAVIN, Kennedy		0-0	0-0	1-2	1	0	1	2	1	1	1	0	0	7	
25	MAYZE, Alarie	f	3-9	0-2	0-0	4	5	9	1	6	1	4	0	1	35	
34	LEAPHART, Respect		2-5	1-1	1-2	1	7	8	5	6	2	0	0	3	18	
42	JONES, Kelsey		0-4	0-0	0-0	2	2	4	1	0	0	1	0	0	6	
	Team					3	1	4								
Totals			20-61	5-17	15-18	14	28	42	30	60	12	16	2	5	200	
1st - FG %:			5-15	33.3%	2nd: 3-16	18.8%	3rd: 7-14	50.0%	4th: 5-16	31.3%	Game: 20-61	32.8%	Deadball			
3FG %:			1-4	25.0%	1-4	25.0%	3-5	60.0%	0-4	0.0%	5-17	29.4%	Rebounds			
FT %:			2-2	100.0%	2-2	100.0%	6-8	75.0%	5-6	83.3%	15-18	83.3%	3			

UAB 71 • 15-2, 3-1

#	Player	g	Total		3-Ptr		Rebounds			PF	TP	A TO Blk Stl				Min
			FG-FGA	FG-FGA	FT-FTA	FT-FTA	Off	Def	Tot							
00	BARNES, Miyah	g	6-11	2-3	9-14	0	1	1	0	23	4	1	0	0	0	35
01	WHITLEY, Margaret		0-1	0-0	0-0	0	0	0	0	0	0	1	0	0	0	6
03	VENDRELL, Angela	g	0-1	0-0	2-4	0	6	6	2	2	1	1	3	2	24	
04	ROLDAN, Talia		0-0	0-0	0-0	0	0	0	0	0	0	0	0	0	2	
10	ROSENFELDT, Sara		0-0	0-0	1-2	0	0	0	2	1	0	0	0	0	3	
12	MAGEE, Trista		1-4	1-3	0-0	1	2	3	1	3	2	0	1	2	17	
13	THOMAS, Katelynn	f	7-11	0-0	5-9	3	4	7	2	19	0	2	1	3	22	
20	KUZMANIC, Deanna	g	1-4	0-2	4-5	1	2	3	3	6	5	1	0	34		
23	KERSTEIN, Lea		1-3	0-0	1-2	0	1	1	1	3	1	0	0	0	12	
32	CHILDRESS, Rachael	g	4-12	3-10	0-0	0	6	6	2	11	1	1	0	0	33	
34	JOHNSON, Imani		1-1	0-0	1-2	1	2	3	5	3	0	1	0	0	12	
	Team					0	3	3								
Totals			21-48	6-18	23-38	6	27	33	18	71	14	13	6	7	200	
1st - FG %:			4-13	30.8%	2nd: 8-13	61.5%	3rd: 5-14	35.7%	4th: 4-8	50.0%	Game: 21-48	43.8%	Deadball			
3FG %:			1-5	20.0%	4-7	57.1%	0-4	0.0%	1-2	50.0%	6-18	33.3%	Rebounds			
FT %:			5-10	50.0%	4-5	80.0%	5-7	71.4%	9-16	56.3%	23-38	60.5%	8			

Officials: Charlie Hust, Bill Larence and Talisa Green
Technical fouls: Southern Miss-LEAPHART, Respect. UAB-None.
Attendance: 658

Score by periods	1st	2nd	3rd	4th	Total
Southern Miss	13	9	23	15	60
UAB	14	24	15	18	71

Last FG - USM 4th-00:22, UAB 4th-00:56.
Largest lead - USM by 2 1st-08:00, UAB by 18 3rd-06:07.
USM led for 02:33. UAB led for 35:07. Game was tied for 02:05.



Official Basketball Box Score -- Game Totals -- Final Statistics
UAB vs UTSA
1/19/19 1 p.m. at San Antonio, Texas (Convocation Center)

UAB 59 • 17-2, 5-1

#	Player	g	Total		3-Ptr		Rebounds			PF	TP	A TO Blk Stl				Min
			FG-FGA	FG-FGA	FT-FTA	FT-FTA	Off	Def	Tot							
13	THOMAS, Katelynn	f	2-8	0-0	1-2	1	6	7	1	5	0	3	1	0	17	
32	CHILDRESS, Rachael	f	7-18	2-10	5-6	1	4	5	1	21	1	1	0	1	33	
00	BARNES, Miyah	g	2-6	0-3	0-0	1	1	2	1	4	4	2	0	0	29	
03	VENDRELL, Angela	g	3-4	0-0	0-0	0	4	4	2	6	3	0	0	0	19	
20	KUZMANIC, Deanna	g	3-11	1-5	0-0	1	5	6	1	7	2	1	0	0	29	
01	WHITLEY, Margaret		2-5	1-3	0-0	1	1	2	0	5	1	1	0	1	15	
04	ROLDAN, Talia		0-0	0-0	0-0	0	0	0	0	0	0	0	0	0	1	
05	FRASCO, Emily		0-0	0-0	0-0	0	0	0	0	0	0	0	0	0	1	
10	ROSENFELDT, Sara		1-3	0-0	2-2	3	2	5	2	4	1	2	1	1	15	
12	MAGEE, Trista		1-3	1-2	1-2	2	3	5	3	4	0	1	0	2	20	
22	GARLAND, Maya		0-0	0-0	0-0	0	0	0	0	0	0	1	0	0	1	
23	KERSTEIN, Lea		0-2	0-1	0-0	0	2	2	0	0	0	1	0	0	12	
34	JOHNSON, Imani		1-3	0-0	1-2	2	2	4	3	3	0	2	0	0	8	
	Team					2	0	2								
Totals			22-63	5-24	10-14	14	30	44	14	59	12	16	2	5	200	
1st - FG %:			7-19	36.8%	2nd: 5-15	33.3%	3rd: 7-16	43.8%	4th: 3-13	23.1%	Game: 22-63	34.9%	Deadball			
3FG %:			2-8	25.0%	2-8	25.0%	1-3	33.3%	0-5	0.0%	5-24	20.8%	Rebounds			
FT %:			0-0	0.0%	3-6	50.0%	3-4	75.0%	4-6	66.7%	10-14	71.4%	3			

UTSA 42 • 6-11, 1-4

#	Player	g	Total		3-Ptr		Rebounds			PF	TP	A TO Blk Stl				Min
			FG-FGA	FG-FGA	FT-FTA	FT-FTA	Off	Def	Tot							
15	TOTH, Timea	f	1-6	0-0	0-0	1	4	5	2	2	4	4	2	1	39	
20	KEKEC, Kourtney	f	1-7	0-1	0-0	1	2	3	5	2	7	6	0	1	32	
21	BENSON, Marie	f	7-18	1-4	2-3	4	11	15	2	17	0	2	0	1	37	
23	HAWKINS, Tija	f	7-10	0-0	2-2	0	2	2	3	16	0	0	0	2	27	
34	DONALD, Karrington	g	1-9	0-2	0-0	0	2	2	1	2	2	3	0	1	34	
00	ELLMORE, Charlotte		0-1	0-1	0-2	0	2	2	0	0	0	1	0	0	9	
01	OMEMMAH, Evelyn		1-3	0-0	1-2	2	4	6	2	3	0	2	0	0	15	
33	BENSON, Barbara		0-1	0-1	0-0	0	1	1	1	0	0	2	0	1	7	
	Team					2	0	2								
Totals			18-55	1-9	5-9	10	28	38	16	42	13	22	2	7	200	
1st - FG %:			4-16	25.0%	2nd: 3-14	21.4%	3rd: 7-14	50.0%	4th: 4-11	36.4%	Game: 18-55	32.7%	Deadball			
3FG %:			0-3	0.0%	0-3	0.0%	0-0	0.0%	1-3	33.3%	1-9	11.1%	Rebounds			
FT %:			1-2	50.0%	1-1	100.0%	3-6	50.0%	0-0	0.0%	5-9	55.6%	1			

Officials: Gina Cross, Doug Knight, Shandra Twine
Technical fouls: UAB-None. UTSA-None.
Attendance: 460

Score by periods	1st	2nd	3rd	4th	Total
UAB	16	15	18	10	59
UTSA	9	7	17	9	42

Last FG - UAB 4th-02:25, UTSA 4th-00:29.
Largest lead - UAB by 19-08:32, UTSA by 4 1st-08:55.
UAB led for 32:51. UTSA led for 02:34. Game was tied for 04:35.

Official Basketball Box Score -- Game Totals -- Final Statistics

UAB vs UTEP

01/17/19 7 p.m. at El Paso, Texas (Don Haskins Center)

UAB 74 • 16-2, 4-1

#	Player		Total		3-Ptr		Rebounds			PF	TP	A TO Blk Stl				Min
			FG-FGA	FG-FGA	FT-FTA	FT-FTA	Off	Def	Tot							
13	THOMAS, Katelynn	f	7-10	0-0	2-2	0	3	3	3	16	0	0	0	0	14	
32	CHILDRESS, Rachael	f	6-11	6-9	0-0	0	1	1	0	18	1	2	0	1	28	
00	BARNES, Miyah	g	0-1	0-0	0-0	0	1	1	1	0	6	1	0	0	29	
03	VENDRELL, Angela	g	0-2	0-0	0-0	1	2	3	2	0	2	1	3	0	14	
20	KUZMANIC, Deanna	g	3-9	2-5	0-0	2	4	6	1	8	5	0	0	0	30	
01	WHITLEY, Margaret		1-2	0-1	0-0	0	0	0	4	2	1	0	0	0	11	
04	ROLDAN, Talia		0-0	0-0	2-2	0	1	1	2	2	0	1	1	0	3	
05	FRASCO, Emily		0-2	0-2	0-0	0	1	1	0	0	0	0	1	0	4	
10	ROSENFELD, Sara		0-0	0-0	1-2	0	3	3	1	1	0	0	0	1	9	
12	MAGEE, Trista		1-7	1-5	0-0	0	6	6	1	3	2	0	0	2	23	
22	GARLAND, Maya		0-0	0-0	0-0	0	0	0	0	0	0	0	0	0	3	
23	KRSTEIN, Lea		6-10	4-7	0-0	0	3	3	2	16	1	2	0	0	15	
34	JOHNSON, Imani		2-3	0-0	4-4	2	5	7	4	8	1	5	0	0	17	
Team						3	0	3								
Totals				26-57	13-29	9-10	8	30	38	21	74	19	12	5	4	200
1st FG %: 5-16 31.3% 2nd: 8-14 57.1% 3rd: 5-15 33.3% 4th: 8-12 66.7% Game: 26-57 45.6% Deadball																
3rd %: 2-6 33.3% 6-10 60.0% 4-7 57.1% 4-7 57.1% 3-4 75.0% Rebounds																
2-2 100.0% 2-2 100.0% 4-2 100.0% 3-4 75.0% 19-50 90.0%																

2017-18 C-USA REGULAR SEASON CHAMPIONS



Official Basketball Box Score -- Game Totals -- Final Statistics
UAB vs Middle Tennessee
 02/02/19 6:00 PM at Murfreesboro, Tenn.



Official Basketball Box Score -- Game Totals -- Final Statistics
RICE vs UAB
 1/26/19 1 p.m. at Bartow Arena; Birmingham, Ala.

RICE 55 • 16-3, 7-0 C-USA

#	Player		Total		3-Ptr		Rebounds			PF	TP	A TO Blk Stl				Min
			FG-FGA	FG-FGA	FT-FTA	Off	Def	Tot								
02	WIGGINS, Sydne	g	0-3	0-1	0-0	0	4	4	1	0	1	1	2	0	33	
05	GRIGSBY, Lauren		3-7	2-4	0-0	1	2	3	0	8	0	1	0	0	24	
10	SMITH, Jasmine	g	3-5	2-3	0-2	1	4	5	3	8	2	0	0	0	27	
11	SWAYZE, Haylee		0-1	0-1	0-0	0	0	0	0	0	0	0	0	0	2	
13	OGWUMIKE, Erica	g	4-13	1-2	2-2	3	6	9	2	11	3	2	0	1	34	
20	RAINEY, Shani		0-4	0-2	0-0	0	1	1	0	0	1	0	1	0	11	
22	IADEMARCO, Nicole	g	5-8	2-4	2-2	0	3	3	0	14	1	3	0	2	31	
23	CHRISMAN, Alexah		0-0	0-0	0-0	0	1	1	1	0	1	0	0	0	3	
25	ELLIG, Kendall		0-0	0-0	0-0	0	1	1	1	0	0	0	0	0	2	
32	MULKEY, Nancy	c	6-11	0-0	2-2	3	7	10	2	14	2	2	8	1	33	
	Team						0	3	3							
Totals			21-52	7-17	6-8	8	32	40	10	55	11	9	11	4	200	
1st - FG %:			4-14	28.6%	2nd: 4-14	28.6%	3rd: 6-12	50.0%	4th: 7-12	58.3%	Game: 21-52	40.4%	Deadball			
3FG %:			2-4	50.0%	0-2	0.0%	2-5	40.0%	3-6	50.0%	7-17	41.2%	Rebounds			
FT %:			0-2	0.0%	2-2	100.0%	2-2	100.0%	6-8	75.0%			1			

UAB 43 • 18-3, 6-2 C-USA

#	Player		Total		3-Ptr		Rebounds			PF	TP	A	TO	Blk	Stl	Min
			FG-FGA	FG-FGA	FT-FTA	Off	Def	Tot								
00	BARNES, Miyah	g	1-10	1-4	0-0	1	1	2	4	3	1	1	0	0	39	
01	WHITLEY, Margaret		0-3	0-3	0-0	0	0	0	1	0	0	0	0	0	12	
03	VENDRELL, Angela	g	1-6	0-0	0-0	1	6	7	3	2	1	0	0	1	18	
10	ROSENFELDT, Sara		0-0	0-0	0-0	0	2	2	0	0	0	0	0	0	2	
12	MAGEE, Trista		1-3	1-2	0-0	1	2	3	0	3	2	0	0	1	20	
13	THOMAS, Katelynn	f	1-7	0-0	2-2	3	3	6	2	4	0	0	1	2	17	
20	KUZMANIC, Deanna	g	5-10	2-4	0-0	0	2	2	2	12	2	2	0	0	36	
23	KERSTEIN, Lea		1-2	0-1	0-0	0	1	1	0	2	0	0	0	0	5	
32	CHILDRESS, Rachael	g	3-10	1-5	0-0	0	2	2	2	7	0	3	0	0	30	
34	JOHNSON, Imani		4-9	0-0	2-2	2	4	6	1	10	1	1	0	1	21	
	Team						3	1	4							
Totals			17-60	5-19	4-4	11	24	35	15	43	7	7	1	5	200	
1st - FG %:			4-14	28.6%	2nd: 5-15	33.3%	3rd: 3-15	20.0%	4th: 5-16	31.3%	Game: 17-60		28.3%	Deadball		
3FG %:			2-5	40.0%	1-5	20.0%	1-5	20.0%	1-4	25.0%	5-19		26.3%	Rebounds		
FT %:			0-0	0.0%	2-2	100.0%	0-0	0.0%	2-2	100.0%	4-4		100.0%	0		

Officials: Angelica Suffren, Meadow Overstreet, Jody Cantrell
 Technical fouls: RICE-None. UAB-None.
 Attendance: 635

Score by periods	1st	2nd	3rd	4th	Total
RICE	10	10	16	19	55
UAB	10	13	7	13	43

	In	Off	2nd	Fast	Bench
Points	Paint	T/O	Chance	Break	
RICE	26	6	14	4	8
UAB	22	7	14	5	15

Last FG - RICE 4th-00:55, UAB 4th-00:03.
 Largest lead - RICE by 14 4th-00:30, UAB by 5 2nd-01:01.
 RICE led for 26:54. UAB led for 07:44. Game was tied for 04:43.

Score tied - 6 times.
 Lead changed - 4 times.

Official Basketball Box Score -- Game Totals -- Final Statistics
UAB vs Charlotte
 02/09/19 4 p.m. at Charlotte, N.C. (Halton Arena)

UAB 56 • 19-5, 7-4 C-USA

#	Player		Total		3-Ptr		Rebounds			PF	TP	A TO Blk Stl				Min
			FG-FGA	FG-FGA	FT-FTA	Off	Def	Tot	A			TO	Blk	Stl		
10	ROSENFELDT, Sara	f	0-0	0-0	2-2	0	2	2	1	2	1	0	0	0	11	
13	THOMAS, Katelynn	f	5-7	0-0	1-2	1	1	2	1	11	0	0	1	0	16	
32	CHILDRESS, Rachael	f	5-12	5-10	0-0	0	5	5	2	15	4	2	0	1	35	
00	BARNES, Miyah	g	4-8	0-3	2-2	2	0	2	0	10	2	3	0	0	36	
20	KUZMANIC, Deanna	g	1-7	1-5	0-0	3	8	11	1	3	3	2	0	1	34	
01	WHITLEY, Margaret		0-2	0-2	0-0	0	0	0	0	0	0	0	0	0	3	
03	VENDRELL, Angela		0-0	0-0	0-0	0	1	1	2	0	3	1	1	0	8	
12	MAGEE, Trista		2-7	1-4	0-0	0	5	5	2	5	2	0	0	0	21	
23	KERSTEIN, Lea		1-3	1-3	0-0	0	0	0	0	3	0	3	0	0	12	
34	JOHNSON, Imani		3-7	1-2	0-0	1	3	4	2	7	0	2	0	0	24	
Team						0	1	1								
Totals			21-53	9-29	5-6	7	26	33	11	56	15	13	2	2	200	
1st - FG %:			5-12	41.7%	2nd: 6-16	37.5%	3rd: 7-14	50.0%	4th: 3-11	27.3%	Game: 21-53	39.6%	Deadball			
3FG %:			2-4	50.0%	2-8	25.0%	4-8	50.0%	1-5	20.0%	9-29	31.0%	Rebounds			
FT %:			2-2	100.0%	0-0	0.0%	0-0	0.0%	3-4	75.0%	5-6	83.3%	1			

Charlotte 60 • 13-11, 5-7 C-USA

#	Player		Total		3-Ptr		Rebounds			PF	TP	A TO Blk Stl				Min
			FG-FGA	FG-FGA	FT-FTA	Off	Def	Total	A			TO	Blk	Stl		
40	HARRIS, Jazmin	c	3-7	0-0	1-1	1	3	4	0	7	0	1	0	2	15	
03	LINNEY, Mariah	g	1-6	0-2	1-2	0	0	0	0	3	2	1	0	1	27	
04	RAVENTOS, Laia	g	3-11	1-3	4-4	0	4	4	4	3	11	5	1	0	31	
05	PHILLIPS, Jade	g	9-16	2-4	0-0	4	8	12	1	20	0	0	1	1	30	
13	JETT-WILSON, Octavia	g	2-13	1-3	0-0	3	2	5	1	5	1	0	0	0	28	
01	HITHE, Christian		0-2	0-0	2-2	1	1	2	2	2	2	1	0	0	13	
14	MOORE, Maddie		1-2	0-0	0-0	1	3	4	1	2	0	3	0	1	12	
15	McMILLIAN, Jada		2-2	0-0	0-0	0	0	0	0	4	0	1	0	0	16	
22	HARLEY, Lauren		1-2	0-0	0-0	1	2	3	2	2	0	1	1	1	14	
45	BROWN, Ka'Neeshia		1-1	0-0	2-2	1	1	2	1	4	0	1	0	0	14	
Team							2	1	3							
Totals			23-62	4-12	10-11	14	25	39	11	60	10	10	2	7	200	
1st - FG %:			6-21	28.6%	2nd: 7-14	50.0%	3rd: 6-13	46.2%	4th: 4-6	66.7%	Game: 23-62	37.1%	Deadball			
3FG %:			0-3	0.0%	0-1	0.0%	0-2	0.0%	4-6	66.7%	4-12	33.3%	Rebounds			
FT %:			2-5	40.0%	2-2	100.0%	4-5	80.0%	4-4	100.0%	10-11	90.9%	0			

Officials: Scott Yarbrough, Dee Kantner, D'Lynn Schertz
 Technical fouls: UAB-None. Charlotte-None.
 Attendance: 1002

Score by periods	1st	2nd	3rd	4th	Total
UAB	14	14	18	10	56
Charlotte	12	16	16	16	60

Last FG - UAB 4th-04:30, CHA 4th-03:21.
 Largest lead - UAB by 4 1st-00:59, CHA by 7 3rd-04:34.
 UAB led for 19:19, CHA led for 10:07. Game was tied for 10:34.

Score tied - 13 times.
 Lead changed - 9 times.

2017-18 C-USA REGULAR SEASON CHAMPIONS



Official Basketball Box Score -- Game Totals -- Final Statistics
UAB vs Louisiana Tech
 03/07/19 6:30 PM at Thomas Assembly Center (Ruston, La.)



UAB 95 • 24-5 (12-4)

#	Player	Total		3-Ptr		Rebounds			PF	TP	A TO Blk Stl				Min
		FG-FGA	FG-FGA	FT-FTA	Off Def Tot	Off Def Tot	PF	TP							
00	BARNES, Miyah	* 3-4	2-2	0-0	0 0 0	1 8	5 1 1	0	18						
03	VENDRELL, Angela	* 3-5	1-2	0-0	0 5 5	4 7	7 0 1	1	28						
13	THOMAS, Katelynn	* 11-13	0-0	3-5	0 5 5	1 25	0 2 1	0	23						
20	KUZMANIC, Deanna	* 7-9	7-9	0-0	0 6 6	2 21	10 3 0	3	37						
32	CHILDRESS, Rachael	* 8-14	6-11	0-0	0 3 3	1 22	1 2 0	0	31						
01	WHITLEY, Margaret	0-5	0-4	3-4	0 0 0	0 3	0 1 0	1	11						
04	ROLDAN, Talia	1-5	0-2	0-0	0 4 4	0 2	0 0 0	0	9						
05	FRASCO, Emily	0-0	0-0	0-0	0 2 2	0 0	0 0 0	0	2						
10	ROSENFELDT, Sara	1-3	0-0	0-2	3 1 4	2 2	2 1 0	1	20						
22	GARLAND, Maya	1-1	0-0	0-0	0 0 0	1 2	0 0 0	0	3						
23	KERSTEIN, Lea	1-6	1-5	0-0	0 4 4	0 3	6 1 0	0	18						
	Team				1 1 2										
	Totals	36-65	17-35	6-11	4 31 35	12 95	31 11 3	6	200						
1st - FG %:		10-17	58.8%	2nd: 13-15	86.7%	3rd: 9-15	60.0%	4th: 4-18	22.2%	Game: 36-65	55.4%	Deadball			
3FG %:		5-10	50.0%	6-7	85.7%	5-9	55.6%	1-9	11.1%	17-35	48.6%	Rebounds			
FT %:		0-2	0.0%	0-0	0.0%	4-7	57.1%	2-2	100.0%	6-11	54.5%	2			

Louisiana Tech 69 • 14-15 (6-10)

#	Player	Total		3-Ptr		Rebounds			PF	TP	A TO Blk Stl				Min
		FG-FGA	FG-FGA	FT-FTA	Off Def Tot	Off Def Tot	PF	TP							
04	ANTHONY, Kierra	* 12-24	1-5	2-6	0 2 2	1 27	4 4 0	2	33						
10	DIXON, Amber	* 1-5	0-2	0-0	0 1 1	0 2	3 2 0	0	19						
22	BRIGHT, Grayson	* 10-17	0-0	0-0	3 7 10	0 20	1 2 0	0	28						
24	STAHL, Taylor	* 0-0	0-0	0-0	0 0 0	0 0	1 0 0	0	23						
32	WHITNEY, Zhanae	* 0-3	0-0	0-0	2 3 5	1 0	1 0 0	0	14						
01	GUINTO, Raizel	2-6	0-1	0-1	0 1 1	0 4	1 1 0	0	13						
02	WALKER, Keiunna	2-4	1-1	2-2	1 1 2	1 7	0 0 0	0	15						
12	MCCUTCHEON, Daria	1-4	0-0	0-0	0 3 3	1 2	0 1 0	1	18						
21	HARRIS, Brianna	3-4	1-1	0-0	2 5 7	5 7	0 2 1	0	16						
23	CLEAVER, Reauna	0-0	0-0	0-0	0 0 0	2 0	0 1 0	0	5						
34	ALEXANDER, DeAndre'a	0-1	0-0	0-0	0 2 2	2 0	0 1 0	0	16						
	Team				1 3 4										
	Totals	31-68	3-10	4-9	9 28 37	13 69	10 15 1	3	200						
1st - FG %:		7-14	50.0%	2nd: 8-17	47.1%	3rd: 9-18	50.0%	4th: 7-19	36.8%	Game: 31-68	45.6%	Deadball			
3FG %:		1-2	50.0%	0-3	0.0%	1-1	100.0%	1-4	25.0%	3-10	30.0%	Rebounds			
FT %:		0-2	0.0%	0-0	0.0%	4-6	66.7%	0-1	0.0%	4-9	44.4%	2			

Officials: Chaney Muench, Kylie Galloway, John Fletcher
 Technical fouls: UAB-None. Louisiana Tech-None.
 Attendance: 1683

Score by periods	1st	2nd	3rd	4th	Total
UAB	25	32	27	11	95
Louisiana Tech	15	16	23	15	69

Last FG - UAB 4th-00:33, LATECH 4th-00:18.
 Largest lead - UAB by 34 3rd-04:25, LATECH None.
 UAB led for 39:03, LATECH led for 00:00. Game was tied for 00:31.

Score tied - 0 times.
 Lead changed - 0 times.

Official Basketball Box Score -- Game Totals -- Final Statistics
Charlotte vs UAB
 03/14/19 1:35 PM at Frisco, Texas (Ford Center at The Star)



Charlotte 55 • 18-12

#	Player	Total		3-Ptr		Rebounds			PF	TP	A TO Blk Stl				Min
		FG-FGA	FG-FGA	FT-FTA	Off Def Tot	Off Def Tot	PF	TP							
40	HARRIS, Jazmin	c 1-3	0-0	0-0	1 2 3	1 2	0 0 0	1	12						
03	LINNEY, Mariah	g 3-11	1-6	4-4	0 0 0	2 11	0 1 0	0	37						
05	PHILLIPS, Jade	g 8-18	1-3	5-6	4 10 14	3 22	1 2 0	1	37						
13	JETT-WILSON, Octavia	g 1-4	0-0	0-0	0 0 0	0 2	0 2 0	0	13						
15	McMILLIAN, Jada	g 1-10	0-4	2-6	1 3 4	2 4	6 0 0	2	39						
01	HITHE, Christian	3-6	1-1	3-4	1 1 2	1 10	2 0 0	1	27						
11	GREEN, Rinnah	0-0	0-0	0-0	0 0 0	0 0	0 1 0	0	0+						
14	MOORE, Maddie	1-3	0-0	0-0	1 3 4	3 2	0 0 1	1	16						
22	HARLEY, Lauren	0-0	0-0	0-0	0 0 0	1 0	0 0 0	0	7						
24	DEANS, Lyrrisa	0-0	0-0	0-0	0 0 0	0 0	0 0 0	0	0+						
45	BROWN, Ka'Neeshia	0-0	0-0	0-0	0 1 1	3 0	0 0 1	1	12						
	Team				2 0 2	*2									
	Totals	18-55	3-14	14-20	10 20 30	16 55	9 7 2	6	200						
1st - FG %:		7-18	38.9%	2nd: 4-15	26.7%	3rd: 3-11	27.3%	4th: 4-11	36.4%	Game: 18-55	32.7%	Deadball			
3FG %:		1-3	33.3%	1-4	25.0%	0-2	0.0%	1-5	20.0%	3-14	21.4%	Rebounds			
FT %:		2-2	100.0%	1-2	50.0%	10-12	83.3%	1-4	25.0%	14-20	70.0%	4			

UAB 70 • 25-5

#	Player	Total		3-Ptr		Rebounds			PF	TP	A TO Blk Stl				Min
		FG-FGA	FG-FGA	FT-FTA	Off Def Tot	Off Def Tot	PF	TP							
13	THOMAS, Katelynn	f 6-8	0-0	4-6	4 2 6	3 16	0 1 2	0	26						
32	CHILDRESS, Rachael	f 3-8	3-6	3-3	0 5 5	0 12	1 1 1	0	34						
00	BARNES, Miyah	g 7-9	5-5	2-2	0 3 3	3 21	3 2 0	0	37						
03	VENDRELL, Angela	g 3-8	1-1	1-2	3 4 7	4 8	4 4 2	1	24						
20	KUZMANIC, Deanna	g 2-11	1-4	2-2	1 11 12	0 7	9 3 1	1	39						
01	WHITLEY, Margaret	0-0	0-0	0-0	0 0 0	0 0	0 0 0	0	1						
04	ROLDAN, Talia	0-0	0-0	0-0	0 0 0	0 0	0 0 0	0	0+						
05	FRASCO, Emily	0-0	0-0	0-0	0 0 0	0 0	0 0 0	1	0+						
10	ROSENFELDT, Sara	0-2	0-0	0-0	0 2 2	2 0	0 0 0	0	15						
22	GARLAND, Maya	0-0	0-0	0-0	0 0 0	0 0	0 0 0	0	0+						
23	KERSTEIN, Lea	0-2	0-1	0-0	0 0 0	2 0	1 0 0	0	11						
34	JOHNSON, Imani	3-5	0-0	0-0	2 2 4	6 0	1 0 1	1	13						
	Team				2 2 4	1									
	Totals	24-53	10-17	12-15	12 29 41	16 70	18 13 6	4	200						
1st - FG %:		12-16	75.0%	2nd: 5-11	45.5%	3rd: 7-16	43.8%	4th: 0-10	0.0%	Game: 24-53	45.3%	Deadball			
3FG %:		6-7	85.7%	3-4	75.0%	1-5	20.0%	0-1	0.0%	10-17	58.8%	Rebounds			
FT %:		1-2	50.0%	0-0	0.0%	3-3	100.0%	8-10	80.0%	12-15	80.0%	0			

Officials: Bill Larence, Metta Roberts, Brian Garland
 Technical fouls: Charlotte-None. UAB-None.
 Attendance:
 * - points scored by the other team (wrong basket)
 Game #7 - C-USA Women's Basketball Championships

Score by periods	1st	2nd	3rd	4th	Total
Charlotte	17	12	16	10	55
UAB	31	13	18	8	70

Last FG - CHA 4th-00:44, UAB 3rd-00:20.
 Largest lead - CHA None, UAB by 20 2nd-07:28.
 CHA led for 00:00, UAB led for 39:23. Game was tied for 00:34.

Score tied - 0 times.
 Lead changed - 0 times.

Official Basketball Box Score -- Game Totals -- Final Statistics
Middle Tennessee vs UAB
 03/15/19 8:00 PM at Frisco, Texas (Ford Center at The Star)



Middle Tennessee 75 • 22-9

		Total		3-Ptr		Rebounds											
#	Player	FG	FGA	FG	FGA	FT	FTA	Off	Def	Tot	PF	TP	A	TO	Blk	Stl	Min
00	JOHNSON, Alex	f	2-6	2-2	1-2			2	3	5	4	7	4	3	0	2	27
01	HAYES, A'Queen		13-23	1-1	7-10			4	8	12	2	34	0	2	1	1	40
02	SUTTON, Taylor	g	6-12	3-5	2-4			0	1	1	3	17	3	2	0	2	38
12	LOURO, Jess	g	2-3	2-3	0-0			0	7	7	1	6	1	0	1	0	29
15	JONES, Anna	g	2-5	1-2	0-0			1	1	2	2	5	3	2	1	1	28
13	MAJORS, Jordan		0-4	0-0	0-0			3	2	5	1	0	2	0	0	0	17
14	COLLIER, Katie		1-1	0-0	0-0			0	0	0	0	2	0	0	0	0	2
23	WHITTINGTON, Alexis		0-1	0-1	0-0			0	0	0	0	0	1	0	0	1	12
35	SAVAGE, Charity		2-2	0-0	0-1			2	1	3	0	4	0	0	0	0	7
Team								1	3	4			2				
Totals			28-57	9-14	10-17			13	26	39	13	75	14	11	3	7	200
1st FG %:		7-17	41.2%	3rd: 6-12		50.0%	4th: 7-12		58.3%	Game: 28-57		49.1%	Deadball		Rebounds		
3rd FT %:		3-4	66.7%	2-4		50.0%	2-3		66.7%	9-14		64.3%	5				
FT %:		1-2	50.0%	1-3		33.3%	5-6		83.3%	3-6		50.0%	10-17		58.8%	5	

2017-18 C-USA REGULAR SEASON CHAMPIONS



Miyah Barnes
G // 5-5 // Jr. // 2L
Memphis, Tenn.



Margaret Whitley
G // 5-8 // Fr. // HS
Geneva, Ill.



Angela Vendrell
G // 6-2 // Jr. // 2L
Alicante, Spain



Talia Roldan
F // 6-4 // So. // 1L
Griffith, Ind.



Emily Frasco
G // 5-11 // Fr. // HS
Mount Prospect, Ill.



Sara Rosenfeldt
F // 6-0 // Fr. // HS
St. Charles, Ill.



Trista Magee
G // 6-1 // RS-Jr. // 2L
Ellisville, Miss.



Katelynn Thomas
F // 6-0 // Jr. // 2L
Birmingham, Ala.



Deanna Kuzmanic
G // 5-9 // Sr. // 3L
Mount Prospect, Ill.



Maya Garland
G // 5-8 // RS-Sr. // 3L
River Forest, Ill.



Lea Kerstein
G // 5-8 // RS-So. // 1L
West Chicago, Ill.



Audrey Jordan
G // 5-10 // Fr. // HS
Kennesaw, Ga.



Rachael Childress
F // 5-10 // Jr. // 2L
Moulton, Ala.



Imani Johnson
F // 6-0 // Jr. // 2L
Southaven, Miss.



Randy Norton
Head Coach
Sixth Season



Taren Martin
Associate Head Coach
Sixth Season




Reagan Miller
Assistant Coach
Third Season



Dodie Dunson
Assistant Coach
First Season



Kayla Alexander
Director of Operations
Second Season



Ben Hardiman
Graduate Assistant
Second Season

