



RAZORBACKS

Jeri Thorpe | Associate Communications Director
 P: 479-283-3344 | E: jthorpe@uark.edu | ArkansasRazorbacks.com

2018-19 ARKANSAS WOMEN'S BASKETBALL

SCHEDULE | 22-14, 6-10 SEC

Date	Opponent	Time/TV	TV
Oct. 29	Southwest Baptist (Exh.)	7 p.m.	W, 115-53
Nov. 1	East Central Univ. (Exh.)	7 p.m.	W, 101-46
Nov. 9	Northwestern St. (Elem. Day)	SECN+	W, 98-53
Nov. 14	at UT Arlington	ESPN+	W, 66-65
Nov. 18	No. 22 Arizona State	SECN	L, 85-83
Nov. 23	vs. Tennessee State-!	7:30 p.m.	W, 79-55
Nov. 24	vs. Pittsburgh-!	7:30 p.m.	L, 61-54
Nov. 25	vs. Wisconsin-!	7:30 p.m.	W, 69-68
Nov. 28	Oral Roberts	SECN+	W, 74-61
Dec. 2	at No. 23 Iowa State#	2 p.m.	L, 91-82
Dec. 4	Tennessee Tech	SECN+	W, 65-42
Dec. 8	at Abilene Christian	SCDN	W, 80-68
Dec. 16	Prairie View A&M	SECN+	W, 71-44
Dec. 18	Nebraska	SECN+	W, 84-80
Dec. 20	at Tulsa	CST	W, 61-59
Dec. 30	Jackson State	SECN+	W, 76-57
Jan. 3	#7/6 Mississippi State*	SECN	L, 93-69
Jan. 6	at Ole Miss*	SECN	W, 85-55
Jan. 10	at Missouri*	SECN+	L, 71-53
Jan. 13	Vanderbilt*	SECN+	W, 83-62
Jan. 21	at Tennessee*	SECN	W, 80-79
Jan. 24	Alabama* (We Back Pat)	SECN+	W, 72-61
Jan. 27	at Florida*	SECN+	W, 83-73
rv-Jan. 31	Georgia*	SECN+	L, 80-72
rv-Feb. 3	#16 South Carolina*	SECN	L, 87-79
Feb. 7	at LSU*	SECN	L, 71-34
Feb. 10	Auburn* (Play4Kay)	SECN	L, 75-72
Feb. 17	at #17 Kentucky*	SECN+	L, 61-59
Feb. 21	at Georgia*	SECN+	L, 93-83
Feb. 24	Ole Miss* (Senior Day)	SECN	W, 73-61
Feb. 28	RV Missouri*	SECN	L, 73-67
March 3	at #19 Texas A&M*	SECN	L, 66-53
March 7	Georgia+	SECN	W, 86-76
March 8	#12/13 South Carolina+	SECN	W, 95-89
March 9	#17 Texas A&M+	ESPNU	W, 58-51
March 10	#5 Mississippi State+	ESPN2	L, 101-70
March 21	Houston\$	ESPN+W, 88-80 (OT)	
March 24	UAB\$	ESPN+	2 p.m.

!-Music City Thanksgiving Challenge, Nashville, Tenn.

#-Big 12/SEC Challenge, Ames, Iowa | +-SEC Tournament, Greenville, S.C.

*-SEC Contest | \$-WNIT, Fayetteville, Ark.

GAME 37 | TCU Horned Frogs (22-10) | March 28 | Fayetteville, Ark. (Bud Walton Arena)

SERIES

Overall	20-3
SEC	NA
Fayetteville	12-0
Away	8-3
Neutral	0-0

ARKANSAS RAZORBACKS

PTS / GAME	73.8
PTS ALLOWED / GAME	69.5
FG %	.397
FG DEFENSE %	.414
3-PT FG %	.317
3-PT FG DEFENSE %	.292
REB / GAME	36.8
REB ALLOWED / GAME	43.3
LEADING SCORER	Dungee, 20.5
LEADING REBOUNDER	Williams, 6.6
LEADER IN ASSISTS	Monk, 115
HEAD COACH	Mike Neighbors
ARKANSAS RECORD	35-32/9-23 SEC (2)
CAREER RECORD	133-73 (6)

TCU HORNED FROGS

PTS / GAME	68.8
PTS ALLOWED / GAME	60.6
FG %	.421
FG DEFENSE %	.388
3-PT FG %	.304
3-PT FG DEFENSE %	.314
REB / GAME	37.8
REB ALLOWED / GAME	36.4
LEADING SCORER	Moore, 16.2
LEADING REBOUNDER	Moore, 8.3
LEADER IN ASSISTS	Ray, 128
HEAD COACH	Raegan Pebley
SCHOOL RECORD	93-70 (5)
CAREER RECORD	248-245 (16)



WHAT'S GOING ON IN OUR NEIGHBORHOOD

- Arkansas is making its seventh WNIT appearance and has reached at least the second round each time.
- The Razorbacks won the 1999 WNIT title, defeating Wisconsin in Fayetteville.
- Kiara Williams tied an Arkansas WNIT record with five blocks versus Houston.
- Arkansas went to overtime against Houston playing in the first extra period game since 2016.
- The Razorbacks set a program WNIT record with 28 FTM and with an 82.4% from the line vs. Houston and with 15 3-point field goals against UAB.

GET IT TO DUNGEE

- Scored double figures in 33 of 36 games ... Scored 20+ points 19 times ... Scored 30+ points six times ... Scored 41 points against Auburn. It is the second most points in a single game and an SEC game record for a Razorback.
- Currently on a 16-game double figure scoring streak.
- Set Arkansas WNIT record for points (37), FTM (15), FTA (17), FT% (88.2%) vs. Houston.
- Dungee set the Arkansas single-season scoring record against Houston and enters the TCU game with 737 points this year.
- Dungee holds the Arkansas single season record for FTM (224) and FTA (269). Those numbers are first in the SEC and second in all of Division 1.
- She also leads the SEC in field goal attempts (557), field goals made (225), and points (737).

DID YOU KNOW?

- Arkansas set seven single-season team records this year and moved into the top-10 single-season performances in eight more categories.

FOLLOW, WATCH & LISTEN



@RAZORBACKWBB

Broadcast: ESPN3 (<https://es.pn/2JlWGOH>)

Live Scoring: <http://statb.us/e/260688>

Razorback Sports Network from IMG (Radio)

Phil Elson


Fayetteville - KQSM-FM-92.1 /// KYNG-AM - 1590*

Fort Smith - KFPW-AM-1230 /// KHGG-AM-1580*

Rogers - KURM-AM-790 /// FM-100.3

*If there are conflicts on the FM station

THE LINEUP (last game starters)



ALEXIS TOLEFREE
 Jr | Conway, Ark.
 2 PPG FG% RPG 3-PT
 10.1 .315 2.9 71



MALICA MONK
 Sr | N. Little Rock, Ark.
 3 PPG FG% RPG Ast
 12.5 .393 2.3 113



KIARA WILLIAMS
 Jr | Little Rock, Ark.
 10 PPG FG% RPG BLK
 6.7 .589 6.6 51

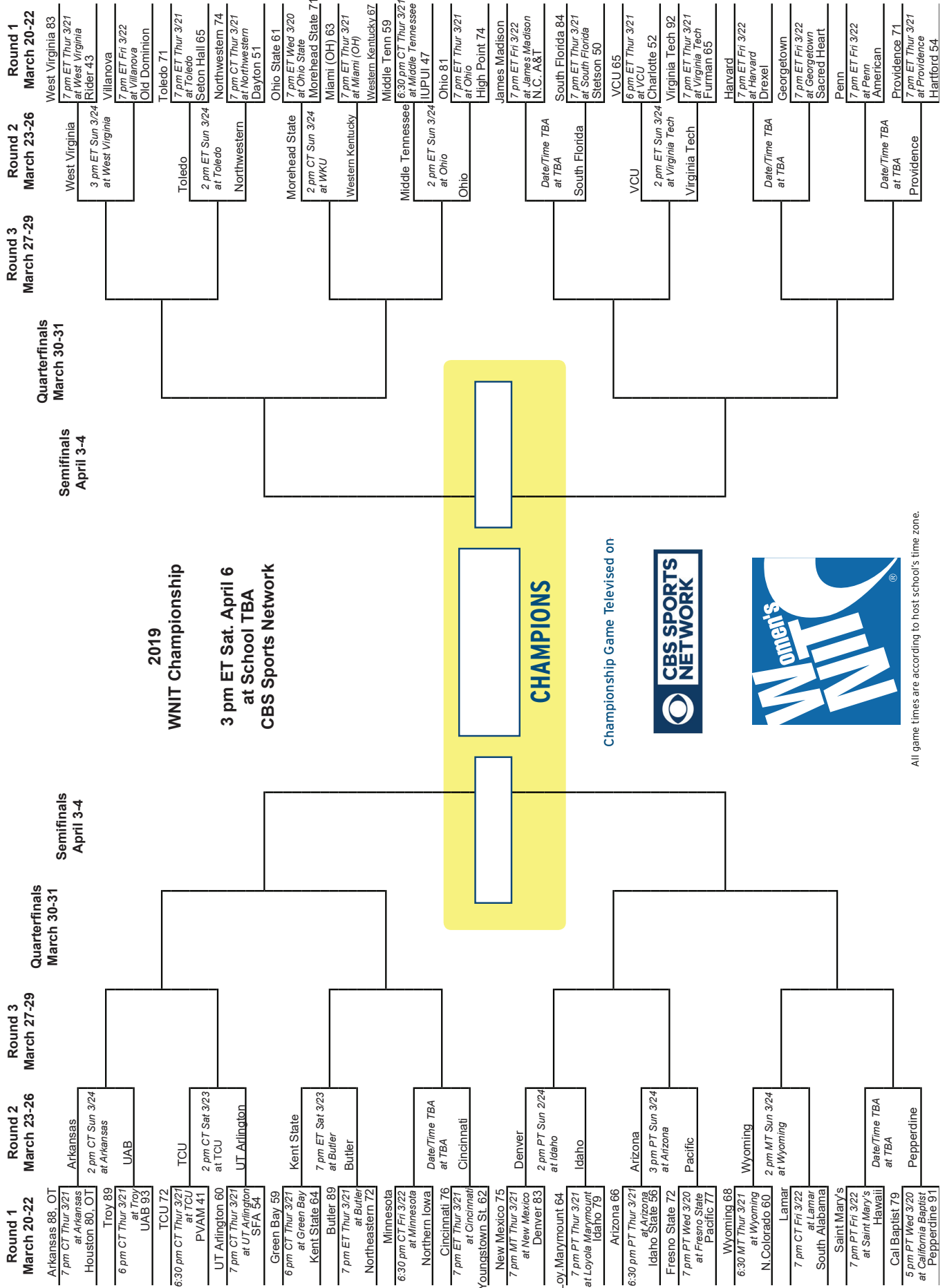


JAILYN MASON
 Jr | Mason, Ohio
 14 PPG FG% RPG Ast
 7.6 .400 3.7 65



CHELSEA DUNGEE
 RSo | Sapulpa, Okla.
 33 PPG FG% RPG FT%
 20.7 .403 4.4 .833

2019 Women's National Invitation Tournament
POSTSEASON WNIT BRACKET
Produced by **TRIPLE CROWN**



WNIT TOURNAMENT RECORDS

INDIVIDUAL-GAME

Most Points Scored..... 37, Chelsea Dungee (vs. Houston, 3/21/19)
 Most Field Goals.....12, Sarah Pfeifer (vs. Ark. St., 3/21/05); 12, Wendi Willits (vs. Oklahoma, 3/14/99)
 Best Field Goal Pct. [10 min.]..... .692 (9-13), Lonniya Bragg (vs. Drake, 3/20/99)
 1.000 (9-9), Lonniya Bragg (vs. Georgia Tech, 3/21/00)
Most Free Throws..... 15, Chelsea Dungee (vs. Houston, 3/21/19)
 Best Free Throw Pct. [5 min.] .889 (8-9), Wendi Willits (vs. Missouri, 3/18/00)
 Most Three-Point Goals.....7, Wendi Willits (vs. Oklahoma, 3/14/99)
 Best 3PT Pct..... [5 min.] .500 (3-6), India Lewis (vs. Georgia Tech, 3/21/00 & vs. Missouri, 3/18/00)
 Most Rebounds.....14, Sarah Watkins (vs. Lamar, 3-17-11)
 Most Assists.....11, Amy Wright (vs. Northwestern St., 3/12/99)
 Most Steals.....5, Whitney Jones (vs. Okla. State, 3/23/09), Christstasia Walter (at ORU, 3/23/11);
 Dominique Wilson (vs. Tulane, 3/24/13)
 Most Blocked Shots.....5, Kiara Williams (vs. Houston, 3/21/19) & Whitney Jones (vs. Oklahoma State, 3/23/09)

TEAM-GAME

Most Points Scored.....100 vs. UAB (3/24/19)
 Least Points Scored.....48, vs. Tulane (3/24/13)
 Most Points Allowed.....98, at Ark. St. (3/21/05)
 Least Points Allowed.....48, vs. UNLV (3/18/05)
Largest Margin of Victory..... +48 (100-52) vs. UAB (3/24/19)
 Largest Margin of Defeat..... -21 (62-83), vs. Florida (3/25/99)
Most Field Goals.....37 vs. UAB (3/24/19)
 Most Field Goal Att.75, at Ark. St. (3/21/05)
 Best Field Goal Pct..... .538 (28-52), vs. Georgia Tech (3/21/00)
 Worst Field Goal Pct.286 (16-56), vs. Tulane (3/24/13)
 Best Opponent FG Pct..... .567 (34-60), vs. Florida (3/25/00)
Worst Opponent FG Pct......299 (20-67), UAB (3/24/19)
Most Free Throws..... 28, vs. Houston (3/21/19)
 Most Free Throw Attempts.....42, vs. Oklahoma (3/14/99)
Best FT Pct......82.4% (28-34) vs. Houston (3/21/19)
 Worst Free Throw Pct..... .538 (14-26), vs. Tulane (3/24/13)
Most Three-Point Goals..... 15 vs. UAB (3/24/19)
Most Three-Point Attempts..... 30 vs. UAB (3/24/19)
Best Three-Point Pct.500 (15-30) vs. UAB (3/24/19)
 (13-26), vs. Lamar (3/17/11)
 Worst Three-Goal Pct......143 (1-7), vs. UNLV (3/18/05)
 Best Opponent 3G Pct......500 (7-14), vs. Florida (3/25/00)
 Worst Opponent 3G Pct..... .083 (1-12), vs. UNLV (3/18/05)
 Most Rebounds.....59, vs. Lamar (3/17/11)
 Fewest Rebounds.....29, vs. GTU (3/21/00); vs. Florida (3/25/00)
 Most Opponent Rebounds.....46, vs. Wisconsin (3/23/99);
 vs. Missouri (3/18/00)
 Least Opponent Rebounds.....22, at ORU (3/23/11)
 Highest Rebound Margin.....+23, Lamar (3/17/11)
 Lowest Rebound Margin.....-15, vs. Wisconsin (3/23/99)
 Most Assists.....23, Lamar (3/17/11)
 Most Turnovers.....24, vs. Georgia Tech (3/21/00)
Least Turnovers.....7 vs. UAB (3/24/19)
 Most Opponent Turnovers.....32, vs. Drake (3/20/99)
 Lowest Opponent Turnovers.....12, Lamar (3/17/11)
 Highest Turnover Margin.....+16, vs. Drake (3/20/99)
 Lowest Turnover Margin.....-1, vs. Georgia Tech (3/21/00),
 vs. Lamar (3/17/11)
 Most Steals.....16, vs. Okla. State (3/23/09)
 Most Blocked Shots.....9, Lamar (3/17/11)
 Most Fouls.....32, at Ark. St. (3/21/05)

ALL POSTSEASON TOURNAMENTS

NCAA Tournaments.....11 appearances, 14-11
 WNIT Tournament.....7 appearances, 16-4
 NWIT Tournament.....2 appearances, 4-2
 AIAW Tournament.....3 appearances, 3-3
 By the Round
 First Round...15-4 (NCAA: 6-2; WNIT: 7-0; NWIT: 2-0; AIAW: 1-2)
 Second Round..8-9 (NCAA: 3-4; WNIT: 4-3; NWIT: 1-1; AIAW: 0-1)
 Third Round.....7-2 (NCAA: 2-1; WNIT: 3-0; NWIT: 1-1; AIAW: 1-0)
 Fourth Round.....2-3 (NCAA: 1-1; WNIT: 1-1; AIAW: 0-1)
 Fifth Round.....1-1 (NCAA: 0-1; WNIT: 1-0)
 Consecutive Wins in Opening Game.....13
 (12 first rounds plus second round in 1991)
 (Last opening round loss: March 15, 1989, at Purdue,
 NCAA first round)

WNIT ALL-TOURNAMENT TEAM

1996.....Kim Wilson
 1999.....Sytia Messer
 2000.....Lonniya Bragg

BY OPPONENT

Arkansas State
 L, 98-84 3/21/2005 Jonesboro Second
Drake
 W, 80-56 3/20/1999 Fayetteville Semifinals
Florida
 L, 83-62 3/25/2000 Fayetteville Semifinals
Georgia Tech
 W, 78-67 3/21/2000 Fayetteville Quarterfinals
Houston
 W, 88-80 (OT) 3/21/2019 Fayetteville First
Illinois State
 L, 60-49 3/27/2011 Bloomington Quarterfinals
Kansas
 L, 75-59 3/26/2009 Lawrence Third
Lamar
 W, 91-65 3/17/2011 Fayetteville First
Memphis
 W, 67-57 3/21/13 Fayetteville First
Missouri
 W, 89-88 3/18/2000 Fayetteville Second
Missouri State
 W, 65-64 3/20/2011 Springfield Second
Northwestern State
 W, 78-60 3/12/1999 Fayetteville First
Oklahoma
 W, 97-93 3/14/1999 Fayetteville Second
Oklahoma State
 W, 61-60 (OT) 3/23/2009 Fayetteville Second
Oral Roberts
 W, 78-59 3/23/2011 Tulsa Third
Rice
 W, 76-70 3/18/1999 Fayetteville Quarterfinals

WNIT RESULTS

2019	DATE	OPPONENT	RESULT	SITE	ROUND
	March 21	Houston	88-80	Fayetteville, AR	First
	March 24	UAB	100-52	Fayetteville, AR	Second
	March 28	TCU	TBA	Fayetteville, AR	Third
2013	DATE	OPPONENT	RESULT	SITE	ROUND
	March 21	Memphis	67-57	Fayetteville, AR	First
	March 24	Tulane	48-60	Fayetteville, AR	Second
2011 (Expanded to 64 teams in 2010)	DATE	OPPONENT	RESULT	SITE	ROUND
	March 17	Lamar	91-65	Fayetteville, AR	First
	March 20	Missouri State	65-64	Springfield, MO	Second
	March 23	Oral Roberts	78-59	Tulsa, OK	Third
	March 27	Illinois State	49-60	Normal, IL	Quarters
2009	DATE	OPPONENT	RESULT	SITE	ROUND
	March 23	Okla. State	61-60 (ot)	Fayetteville, AR	Second*
	March 26	Kansas	59-75	Lawrence, KS	Third
*Arkansas had a bye in the first round					
2005	DATE	OPPONENT	RESULT	SITE	ROUND
	March 18	UNLV	61-48	Fayetteville, AR	First
	March 21	Ark. St.	84-98	Jonesboro, AR	Second
2000	DATE	OPPONENT	RESULT	SITE	ROUND
	March 15	Wichita State	83-63	Fayetteville, AR	First
	March 18	Missouri	89-88 (ot)	Fayetteville, AR	Second
	March 21	Georgia Tech	78-67	Fayetteville, AR	Quarters
	March 25	Florida	62-83	Fayetteville, AR	Semis
1999 -- WNIT CHAMPION	DATE	OPPONENT	RESULT	SITE	ROUND
	March 12	Northwestern St.	78-60	Fayetteville, AR	First
	March 14	Oklahoma	97-93 (ot)	Fayetteville, AR	Second
	March 17	Rice	76-70	Fayetteville, AR	Quarters
	March 20	Drake	80-56	Fayetteville, AR	Semis
	March 23	Wisconsin	67-64	Fayetteville, AR	Finals
NWIT	All games played at the Amarillo Civic Center, Amarillo, Texas				
1996	DATE	OPPONENT	RESULT	SITE	ROUND
	March 21	Princeton	83-51	Amarillo, Texas	First Rnd
	March 22	Arizona	80-77	Amarillo, Texas	Semifinals
	March 23	LSU	63-91	Amarillo, Texas	Third Place
1987 -- NWIT CHAMPION	DATE	OPPONENT	RESULT	SITE	ROUND
	March 19	Montana	82-74	Amarillo, Texas	First Rnd
	March 20	Providence	101-91	Amarillo, Texas	Semifinals
	March 21	California	112-80	Amarillo, Texas	Championship
AIAW	1982 -- AIAW SWEET 16				
1982 -- AIAW SWEET 16	DATE	OPPONENT	RESULT	SITE	ROUND
	March 11	Okla. City	78-67	Lubbock, TX	SW Regional
	March 12	Wayland Bapt.	57-61	Lubbock, TX	SW Regional
	March 13	New Orleans	76-74	Lubbock, TX	SW Regional
	March 21	California	62-66	Berkeley, CA	Western Sectional
1981	DATE	OPPONENT	RESULT	SITE	ROUND
	March 14	Oral Roberts	57-59	Tulsa, OK	SW Regional
1980	DATE	OPPONENT	RESULT	SITE	ROUND
	March 6	Texas Tech	46-74	Baton Rouge, LA	SW Reg.

Tulane
 L, 60-48 3/24/2013 Fayetteville Second
UAB
 W, 100-52 3/24/2019 Fayetteville Second
UNLV
 W, 61-48 3/19/2005 Fayetteville First
Wichita State
 W, 83-63 3/15/2000 Fayetteville First
Wisconsin
 W, 67-64 3/23/1999 Fayetteville Final

WNIT TOURNAMENT INDIVIDUAL RECORDS

POINTS

37	Chelsea Dungee	Houston	3/21/19
35	Wendi Willits	Oklahoma	3/14/99
26	Chrisstasia Walter	Oral Roberts	3/23/11
26	Sarah Pfeifer	Arkansas State	3/21/05
25	Sarah Watkins	Lamar	3/17/11
25	Wendi Willits	Missouri	3/18/00
22	Whitney Jones	Oklahoma State	3/23/09
22	Lonniya Bragg	NW State	3/12/99
21	C'eira Ricketts	Missouri State	3/20/11
20	C'eira Ricketts	Lamar	3/17/11
20	Wendi Willits	Wichita State	3/15/00
18	Lonniya Bragg	Georgia Tech	3/21/00
18	Lonniya Bragg	Rice	3/17/99
17	Alexis Tofree	Houston	3/24/19
16	Sarah Watkins	Illinois State	3/27/11
16	Lakishia Harper	Wichita State	3/15/00
16	Lonniya Bragg	Florida	3/25/00
16	Sarah Pfeifer	UNLV	3/19/05
16	Sytia Messer	NW State	3/12/99

FIELD GOALS (MIN. 10)

12	Sarah Pfeifer	Arkansas State	3/21/05
12	Wendi Willits	Oklahoma	3/14/99
10	Sarah Watkins	Lamar	3/17/11
10	Chelsea Dungee	Houston	3/21/19

FIELD GOAL ATTEMPTS (MIN. 11)

22	C'eira Ricketts	Missouri State	3/20/11
22	Wendi Willits	Oklahoma	3/14/99
21	Sarah Watkins	Lamar	3/17/11
19	Chelsea Dungee	Houston	3/21/19
19	C'eira Ricketts	Oklahoma State	3/23/09
18	Chrisstasia Walter	Oral Roberts	3/23/11
18	Sarah Pfeifer	Arkansas State	3/21/05
17	C'eira Ricketts	Kansas	3/26/09
17	Sarah Pfeifer	UNLV	3/19/05
16	Sarah Watkins	Missouri State	3/20/11
15	Quistelle Williams	Memphis	3/21/13
15	Rochelle Vaughn	Arkansas State	3/21/05
15	Wendi Willits	Missouri	3/18/00
14	Sarah Watkins	Tulane	3/24/13
14	C'eira Ricketts	Illinois State	3/27/11
14	Whitney Jones	Oklahoma State	3/23/09
14	Wendi Willits	NW State	3/12/99
13	Malica Monk	Houston	3/21/19
13	C'eira Ricketts	Lamar	3/17/11
13	Chrisstasia Walter	Illinois State	3/27/11
13	Ayana Brereton	Kansas	3/26/09
12	Quistelle Williams	Tulane	3/24/13
12	Rochelle Vaughn	UNLV	3/19/05
12	Lakishia Harper	Wichita State	3/15/00
12	Sytia Messer	NW State	3/12/99
11	Lyndsay Harris	Oklahoma State	3/23/09
11	Wendi Willits	Florida	3/25/00
11	Lonniya Bragg	NW State	3/12/99
11	Wendi Willits	Wisconsin	3/23/99
11	Kamara Stancle	Wisconsin	3/23/99
11	Malica Monk	UAB	3/24/19

FREE THROWS MADE (MIN. 5)

15	Chelsea Dungee	Houston	3/21/19
8	Whitney Jones	Oklahoma State	3/23/09
8	Wendi Willits	Wichita State	3/15/00
8	Wendi Willits	Missouri	3/18/00
8	Sytia Messer	Oklahoma	3/14/99
7	Jhasmin Bowen	Tulane	3/24/13
6	Alexis Tofree	Houston	3/21/19
6	Sarah Watkins	Illinois State	3/27/11
6	Lonniya Bragg	Rice	3/17/99
5	Chelsea Dungee	UAB	3/24/19
5	Calli Berna	Memphis	3/21/13
5	C'eira Ricketts	Missouri State	3/20/11
5	Whitney Jones	Kansas	3/26/09
5	Wendi Willits	Wisconsin	3/23/99
5	Amy Wright	Rice	3/17/99

FREE THROWS ATTEMPTED (MIN. 9)

17	Chelsea Dungee	Houston	3/22/19
10	Jhasmin Bowen	Tulane	3/24/13
10	Sytia Messer	Oklahoma	3/14/99
9	Sarah Watkins	Illinois State	3/27/11
9	Whitney Jones	Oklahoma State	3/23/09

FREE THROW PERCENTAGE (MIN 5 MADE FT)

1.000	Wendi Willits (8-8)	Wichita State	3/15/00
.833	Chelsea Dungee (5-6)	UAB	3/24/19
.882	Chelsea Dungee (15-17)	Houston	3/21/19
.700	Jhasmin Bowen (7-10)	Tulane	3/24/13

THREE POINTERS MADE (MIN. 5 MADE)

7	Wendi Willits	Oklahoma	3/14/99
5	Alexis Tofree	UAB	3/24/19
5	Chrisstasia Walter	Oral Roberts	3/23/11

THREE POINTERS ATTEMPTED (MIN. 7 ATTEMPTS)

16	Wendi Willits	Oklahoma	3/14/99
13	Chrisstasia Walter	Oral Roberts	3/23/11
9	Chrisstasia Walter	Illinois State	3/27/11
8	Sarah Watkins	Lamar	3/17/11
8	Chrisstasia Walter	Lamar	3/17/11
8	Lyndsay Harris	Oklahoma State	3/23/09
8	India Lewis	Florida	3/25/00
7	Quistelle Williams	Memphis	3/21/13
7	Ayana Brereton	Kansas	3/26/09
7	India Lewis	Wichita State	3/15/00
7	Wendi Willits	Missouri	3/18/00
7	Wendi Willits	Wisconsin	3/23/99

REBOUNDS (MIN. 8 REBOUNDS)

14	Sarah Watkins	Lamar	3/17/11
13	Ashley Daniels	Lamar	3/17/11
13	Kamara Stancle	Wisconsin	3/23/99
12	Sarah Pfeifer	Arkansas State	3/21/05
11	Quistelle Williams	Memphis	3/21/13
10	Sarah Watkins	Tulane	3/24/13
10	Lonniya Bragg	Oklahoma	3/14/99
9	C'eira Ricketts	Missouri State	3/20/11
9	Lonniya Bragg	Georgia Tech	3/21/00
8	Kiara Williams	UAB	3/24/19
8	Kiara Williams	Houston	3/21/19
8	Keira Peak	Oral Roberts	3/23/11
8	Sarah Watkins	Missouri State	3/20/11
8	Ashley Daniels	Illinois State	3/27/11
8	Keira Peak	Illinois State	3/27/11
8	Adrienne Bush	Arkansas State	3/21/05
8	Lonniya Bragg	Missouri	3/18/00
8	Sytia Messer	NW State	3/12/998
8	Tennille Adams	Rice	3/17/99

ASSISTS (MIN. 5 ASSISTS)

11	Amy Wright	NW State	3/12/99
10	Amy Wright	Wichita State	3/15/00
7	C'eira Ricketts	Oral Roberts	3/23/11
7	C'eira Ricketts	Lamar	3/17/11
7	Kristin Peoples	UNLV	3/19/05
7	Amy Wright	Florida	3/25/00
7	Amy Wright	Oklahoma	3/14/99
6	Calli Berna	Memphis	3/21/13
5	Yashira Delgado	Lamar	3/17/11
5	India Lewis	Florida	3/25/00
5	Amy Wright	Wisconsin	3/23/99

STEALS (MIN. 4 STEALS)

5	Dominique Wilson	Tulane	3/24/13
5	Christasia Walter	Oral Roberts	3/23/11
4	Jailyn Mason	Houston	3/21/19
4	Yashira Delgado	Illinois State	3/27/11
4	C'eira Ricketts	Oklahoma State	3/23/09
4	Lyndsay Harris	Oklahoma State	3/23/09
4	Whitney Jones	Oklahoma State	3/23/09
4	Amy Wright	Wichita State	3/15/00
4	Lakishia Harper	Missouri	3/18/00
4	Amy Wright	NW State	3/12/99

BLOCKED SHOTS (MIN. 3 BLOCKS)

5	Kiara Williams	Houston	3/21/19
5	Whitney Jones	Oklahoma State	3/23/09
4	Sarah Watkins	Lamar	3/17/11
3	Lakishia Harper	Missouri	3/18/00

WNIT TOURNAMENT TEAM RECORDS

POINTS SCORED

100	UAB	3/24/19
97	Oklahoma	3/14/99
91	Lamar	3/17/11
89	Missouri	3/18/00
88	Houston	3/21/19
84	Arkansas State	3/21/05
83	Wichita State	3/15/00
78	Oral Roberts	3/23/11
78	Georgia Tech	3/21/00
78	NW State	3/12/99
76	Rice	3/17/99
67	Memphis	3/21/13
67	Wisconsin	3/23/99
65	Missouri State	3/20/11
62	Florida	3/25/00
61	Oklahoma State	3/23/09
61	UNLV	3/19/05
59	Kansas	3/26/09
56	Drake	3/20/99
49	Illinois State	3/27/11

FIELD GOALS

37	UAB	3/24/19
35	Lamar	3/17/11
34	NW State	3/12/99
33	Oklahoma	3/14/99
32	Arkansas State	3/21/05
32	Wichita State	3/15/00
31	Missouri	3/18/00
30	Oral Roberts	3/23/11
28	Houston	3/21/19
28	Georgia Tech	3/21/00
27	Rice	3/17/99
25	Wisconsin	3/23/99
23	Missouri State	3/20/11
23	Florida	3/25/00
23	UNLV	3/19/05
22	Memphis	3/21/13
22	Oklahoma State	3/23/09
20	Kansas	3/26/09

FIELD GOALS ATTEMPTED

75	Arkansas State	3/21/05
74	Lamar	3/17/11
73	Oklahoma State	3/23/09
72	UAB	3/24/19
71	NW State	3/12/99
71	Oklahoma	3/14/99
69	Missouri State	3/20/11
68	Missouri	3/18/00
64	Illinois State	3/27/11
63	Houston	3/21/19
61	Kansas	3/26/09
61	Wisconsin	3/23/99
58	Memphis	3/21/13
58	Oral Roberts	3/23/11
57	UNLV	3/19/05
57	Wichita State	3/15/00
56	Tulane	3/24/13
56	Florida	3/25/00
52	Georgia Tech	3/21/00
52	Rice	3/17/99
31	Wisconsin	3/23/99

FREE THROWS

28	Houston	3/21/19
23	Oklahoma	3/14/99
20	Missouri	3/18/00
18	Georgia Tech	3/21/00
18	Rice	3/17/99
16	Memphis	3/21/13
15	Kansas	3/26/09
15	Arkansas State	3/21/05
14	Tulane	3/24/13
14	Missouri State	3/20/11
14	UNLV	3/19/05
13	Oral Roberts	3/23/11
13	Lamar	3/17/11
13	Wichita State	3/15/00
13	Florida	3/25/00
13	Wisconsin	3/23/99
12	Oklahoma State	3/23/09
11	UAB	3/24/19
11	Illinois State	3/27/11

FREE THROWS ATTEMPTED

42	Oklahoma	3/14/99
34	Houston	3/21/19
32	Missouri	3/18/00
26	Tulane	3/24/13
26	Lamar	3/17/11
24	Arkansas State	3/21/05
24	Rice	3/17/99
23	Georgia Tech	3/21/00
22	Memphis	3/21/13
22	UNLV	3/19/05
21	Missouri State	3/20/11
21	Kansas	3/26/09
19	Wichita State	3/15/00
19	Illinois State	3/27/11
19	Florida	3/25/00
19	Wisconsin	3/23/99
18	Oral Roberts	3/23/11
17	Oklahoma State	3/23/09
17	NW State	3/12/99

THREE POINTERS

15	UAB	3/24/19
8	Lamar	3/17/11
8	Oklahoma	3/14/99
7	Memphis	3/21/13
7	UNLV	3/19/05
7	Missouri	3/18/00
6	Wichita State	3/15/00
5	Oral Roberts	3/23/11
5	Missouri State	3/20/11
5	Oklahoma State	3/23/09
5	Arkansas State	3/21/05
4	Houston	3/21/19
4	Illinois State	3/27/11
4	Kansas	3/26/09
4	Georgia Tech	3/21/00
4	Rice	3/17/99
4	Wisconsin	3/23/99
3	Florida	3/25/00
3	Drake	3/20/99
2	Tulane	3/24/13
1	NW State	3/12/99

THREE POINTERS ATTEMPTED

30	UAB	3/24/19
28	Lamar	3/17/11
26	Oklahoma State	3/23/09
21	Illinois State	3/27/11
21	Oklahoma	3/14/99
20	Houston	3/21/19
19	Missouri State	3/20/11
19	Arkansas State	3/21/05
17	Memphis	3/21/13
16	Oral Roberts	3/23/11
16	Missouri	3/18/00
15	Florida	3/25/00
15	NW State	3/12/99
14	UNLV	3/19/05
14	Wichita State	3/15/00
14	Georgia Tech	3/21/00
13	Wisconsin	3/23/99
12	Tulane	3/24/13
12	Kansas	3/26/09
11	Rice	3/17/99
8	Drake	3/20/99

REBOUNDS

59	Lamar	3/17/11
52	UAB	3/24/19
48	Missouri State	3/20/11
44	Memphis	3/21/13
44	Arkansas State	3/21/05
43	Oklahoma State	3/23/09
41	NW State	3/12/99
40	UNLV	3/19/05
39	Houston	3/21/19
36	Oral Roberts	3/23/11
36	Illinois State	3/27/11
35	Wichita State	3/15/00
35	Missouri	3/18/00
35	Oklahoma	3/14/99
34	Tulane	3/24/13
33	Kansas	3/26/09
32	Rice	3/17/99
31	Georgia Tech	3/21/00
29	Florida	3/25/00
29	Wisconsin	3/23/99
15	Drake	3/20/99

ASSISTS

23	Lamar	3/17/11
21	NW State	3/12/99
19	Wichita State	3/15/00
17	Wisconsin	3/23/99
17	Oklahoma	3/14/99
16	UAB	3/24/19
16	UNLV	3/19/05
16	Missouri	3/18/00
16	Florida	3/25/00
15	Georgia Tech	3/21/00
13	Oklahoma State	3/23/09
12	Memphis	3/21/13
12	Oral Roberts	3/23/11
12	Wisconsin	3/23/99
11	Arkansas State	3/21/05
10	Tulane	3/24/13
10	Missouri State	3/20/11
10	Illinois State	3/27/11
10	Rice	3/17/99
9	Houston	3/21/19
8	Kansas	3/26/09

STEALS

16	Oklahoma State	3/23/09
13	Tulane	3/24/13
13	Missouri	3/18/00
12	Wichita State	3/15/00
12	NW State	3/12/99
11	Houston	3/21/19
11	Oral Roberts	3/23/11
11	Illinois State	3/27/11
9	Arkansas State	3/21/05
9	Georgia Tech	3/21/00
8	Kansas	3/26/09
8	UNLV	3/19/05
8	Wisconsin	3/23/99
7	Missouri State	3/20/11
6	Florida	3/25/00
5	Memphis	3/21/13
5	Rice	3/17/99
4	Lamar	3/17/11
4	Drake	3/20/99
4	Oklahoma	3/14/99

BLOCKED SHOTS

9	Lamar	3/17/11
6	Houston	3/21/19
6	Oklahoma State	3/23/09
6	Missouri	3/18/00
5	NW State	3/12/99
4	Memphis	3/21/13
4	Kansas	3/26/09
4	Arkansas State	3/21/05
3	UAB	3/24/19
3	Missouri State	3/20/11
3	Illinois State	3/27/11
3	Florida	3/25/00
2	Tulane	3/24/13
2	UNLV	3/19/05
2	Wichita State	3/15/00
2	Georgia Tech	3/21/00
2	Oklahoma	3/14/99
2	Drake	3/20/99
2	Wisconsin	3/23/99
1	Oral Roberts	3/23/11
1	Rice	3/17/99

WNIT TOURNAMENT

MISCELLANEOUS NOTES

Appearances	7
Most Recent	2019
Record	15-5

OVERTIME GAMES

March 21, 2019	Houston	W, 88-80	Fayetteville	First Round
March 23, 2009	Oklahoma State	W, 61-60	Fayetteville	Second Round
March 18, 2000	Missouri	W, 89-88	Fayetteville	Second Round
March 14, 1999	Oklahoma	W, 97-93	Fayetteville	Second Round

2018-19 @RAZORBACKWBB

NUMERICAL

NO.	NAME	POS	HT	CL	HOMETOWN/PREVIOUS SCHOOL	TWITTER
0	A'Tyanna Gaulden	G	5-7	RSO	Ocilla, Ga./Americus Sumter HS/Florida State	@AtyannaGaulden
1	Raven Northcross-Baker	G	5-9	Sr	Malvern, Ark./Malvern HS/Chipola College	@ravenbaker_4
2	Alexis Tolefree	G	5-8	Jr	Conway, Ark./Conway HS/Jones County JC	@a2smooth_
3	Malica Monk	G	5-5	Sr	N. Little Rock, Ark./NLR HS	@TheRealMalica
10	Kiara Williams	C	6-1	Jr	Little Rock, Ark./LR Central HS	@kiara_will22
13	Grayce Spangler	G	5-11	So	Fayetteville, Ark./Fayetteville HS	@grayce_1313
14	Jailyn Mason	PG	5-9	Jr	Mason, Ohio/William Mason HS	@UofAjbmason
20	Sydney Stout	F	6-0	Jr	Bixby, Okla./Bixby HS	@sydeny_stout_
22	Bailey Zimmerman	F	6-0	Sr	St. Vincent, Ark. /Wonderview HS	@Bailey_Ann22
23	Amber Ramirez*	G	5-9	Jr	San Antonio, Texas/Wagner HS/TCU	@yungram_
24	Taylah Thomas	F	6-1	So	Arlington, Texas/Mansfield Timberview HS	@hailtaylahh
30	Macy Weaver	F	6-3	So	Davis Junction, Ill./Stillman Valley HS	@macyweaver528
33	Chelsea Dungee	G	5-11	RSO	Sapulpa, Okla./Sapulpa HS/Oklahoma	@ChelseaDungee22
52	Rokia Doumbia	G	5-9	Fr	Bradenton, Fla./IMG Academy/Mali, Africa	@23RokiaDoumbia

*Will redshirt due to NCAA transfer rules

COACHING STAFF

Title	Name	Year	Alma Mater
Head Coach	Mike Neighbors	2nd Season	Arkansas, 1993
Assistant Coach	Todd Schaefer	2nd Season	Thomas More College, 1995
Assistant Coach	Lacey Goldwire	2nd Season	Oklahoma State, 2010
Assistant Coach	Pauline Love	2nd Season	Southern Miss, 2010
Director of Operations	Amber Shirey	31st Season	Arkansas, 1992
Director of Video and Scouting	Jeff Brazil	12th Season	Arkansas, 2010
Dir. of Student-Athlete Devel.	C'eira Ricketts	2nd Season	Arkansas, 2015

ELIGIBILITY

Seniors (3)	Juniors (5)	Sophomores (5)	Freshmen (1)
Raven Northcross-Baker	Alexis Tolefree	Chelsea Dungee	Rokia Doumbia
Malica Monk	Jailyn Mason	A'Tyanna Gaulden	
Bailey Zimmerman	Amber Ramirez*	Grayce Spangler	
	Sydney Stout	Taylah Thomas	
	Kiara Williams	Macy Weaver	

ALPHABETICAL

NO.	NAME	POS	HT	CL	MAJOR
52	Rokia Doumbia	G	5-9	Fr	Pre-Business
33	Chelsea Dungee	G	5-11	R-So	Communication
0	A'Tyanna Gaulden	G	5-7	R-So	Apparel Merchandise & Product Development
14	Jailyn Mason	PG	5-9	Jr	Journalism: News/Editorial
3	Malica Monk	G	5-5	Sr	Recreation & Sport Management
1	Raven Northcross-Baker	G	5-9	Sr	Criminal Justice and Sociology
23	Amber Ramirez	G	5-9	Jr	Criminal Justice
13	Grayce Spangler	G	5-11	So	Journalism: Broadcast
20	Sydney Stout	F	6-0	Jr	Marketing
24	Taylah Thomas	F	6-1	So	Nursing/Public Health
2	Alexis Tolefree	G	5-8	Jr	Sociology
30	Macy Weaver	F	6-3	So	Supply Chain Management
10	Kiara Williams	C	6-1	Jr	Communication
22	Bailey Zimmerman	F	6-0	Sr	Apparel Merchandise & Product Development

BY STATE

ARKANSAS	
Malica Monk	N. Little Rock
Raven Northcross-Baker	Malvern
Grayce Spangler	Fayetteville
Alexis Tolefree	Conway
Kiara Williams	Little Rock
Bailey Zimmerman	St. Vincent

GEORGIA

A'Tyanna Gaulden	Ocilla
------------------	--------

ILLINOIS

Macy Weaver	Davis Junction
-------------	----------------

OHIO

Jailyn Mason	Mason
--------------	-------

OKLAHOMA

Chelsea Dungee	Sapulpa
Sydney Stout	Bixby

TEXAS

Amber Ramirez	San Antonio
Taylah Thomas	Arlington

AFRICA

Rokia Doumbia	Mali
---------------	------

FA-NETIK PRONUNCIATIONS

0	A'Tyanna	AH-tee-ah-nuh
3	Malica	mal-ick-cuh
10	Kiara	key-R-uh
13	Grayce	GRACE
14	Jailyn	JAY-lyn
23	Rokia Doumbia	ro-KEY-uh doom-BE-uh
24	Taylah	TAI-lah

THE SOUTHEASTERN CONFERENCE

Team	SEC				Overall						
	W-L	Pct.	H	A	W-L	Pct.	H	A	N	Strk	RPI
Mississippi State*	15-1	.938	7-1	8-0	32-2	.941	16-1	13-1	3-0	W10	8
South Carolina	13-3	.813	6-2	7-1	23-9	.719	13-4	9-2	1-3	W2	17
Texas A&M	12-4	.750	7-2	5-2	26-7	.788	15-3	8-2	3-2	W2	16
Kentucky	11-5	.687	5-3	6-2	25-8	.758	15-3	6-4	4-1	L1	22
Missouri	10-6	.625	7-1	3-5	24-11	.686	12-3	7-6	5-3	L1	30
Auburn	9-7	.563	3-5	6-2	22-10	.688	9-5	10-3	3-2	L2	50
Georgia	9-7	.563	5-3	4-4	18-12	.600	13-3	4-7	1-2	L2	112
Tennessee	7-9	.438	3-5	4-4	19-13	.594	10-7	6-4	3-2	L2	60
LSU	7-9	.438	4-4	3-5	16-13	.552	11-6	5-6	0-1	L4	85
Arkansas	6-10	.375	3-5	3-5	22-14	.611	11-6	6-6	5-2	W2	67
Alabama	5-11	.313	3-5	2-6	14-17	.452	9-6	3-7	2-4	L1	157
Ole Miss	3-13	.187	2-6	1-7	9-22	.290	8-10	1-8	0-4	L6	239
Florida	3-13	.187	2-6	1-7	8-23	.258	6-9	1-12	1-1	L1	213
Vanderbilt	2-14	.125	1-7	1-7	7-23	.233	5-9	2-10	0-4	L2	209

2018 SEC Preseason Coaches Poll

- Mississippi State
- South Carolina
- Georgia
- Tennessee
- Missouri
- Texas A&M
- Kentucky
- Auburn
- LSU
- Alabama
- Arkansas
- Florida
- Vanderbilt
- Ole Miss

2018 SEC Preseason Media Poll

- Mississippi State
- South Carolina
- Tennessee
- Georgia
- Missouri
- Texas A&M
- Kentucky
- Auburn
- LSU
- Alabama
- Arkansas
- Florida
- Vanderbilt
- Ole Miss

ABOUT UAB

- Defeated PVAMU and UTA in first and second round WNIT games.
- TCU is in the midst of its seventh WNIT appearance and fifth in the last six seasons.
- TCU advanced to the semifinals of the WNIT last season.
- TCU improved to 11-6 all-time in the WNIT, including an 8-1 record at home.
- TCU split a pair of regular season games with Iowa State (a team Arkansas lost to on the road). They defeated Ole Miss (Arkansas had two wins versus Ole Miss) and both teams defeated Prairie View A&M in the only other like opponents.

ARKANSAS IN THE WNIT

- Arkansas is making its seventh appearance in the WNIT since the tournament began in 1998 with a 16-team field.
- The Razorbacks are 16-5 in the WNIT winning the tournament title in 1999 in front of more than 14,000 fans in Bud Walton Arena.
- Arkansas has won at least one game in each of its seven appearances.
- The Razorbacks are 14-2 in home WNIT games.
- Arkansas' first WNIT appearance was in 1999 and its most recent appearance (Prior to 2019) was in 2013.
- Arkansas played in the NWIT in 1987 (winning the title) and in 1996 before the creation of the WNIT.

AGAINST THE FIELD

- The winner of the Arkansas/TCU game will face the winner of Butler/Cincinnati in the quarterfinals.
- Arkansas defeated Prairie View A&M and UTA during the regular season. They are the only teams in this year's WNIT field the Razorbacks faced this season.

SERIES RECORDS

OPPONENT	SERIES	H	A	N	LAST	NEIGHBORS AT UA
Northwestern State	14-3	10-0	0-3	4-0	H - W 98-53 (11/9/2018)	1-0 1-0
at UT-Arlington	8-0	3-0	3-0	1-0	A - W 66-65 (11/14/2018)	2-0 2-0
Arizona State	1-1	0-1	1-1	0-0	H - L 88-85 (11/18/2018)	2-6 0-2
Tennessee State-!	3-0	1-0	0-0	2-0	N - W 79-55 (11/23/2018)	1-0 1-0
Pittsburgh-!	1-1	0-0	0-0	1-1	N - L 61-54 (11/24/2018)	1-1 0-1
Wisconsin-!	2-0	1-0	0-0	2-0	H - W 69-68 (11/25/2018)	1-0 1-0
Oral Roberts	21-9	16-2	5-7	0-0	A - W 74-61 (11/28/2018)	2-0 2-0
at Iowa State-^	1-1	1-0	0-1	0-0	A - L 91-82 (12/2/2018)	0-1 0-1
Tennessee Tech	1-1	1-0	0-1	0-0	H - W 65-42 (12/4/2018)	1-0 1-0
at Abilene Christian	2-0	1-0	1-0	0-0	A - W 80-68 (12/8/2018)	2-0 2-0
Prairie View A&M	2-0	1-0	0-0	1-0	H - W 71-44 (12/17/2018)	1-0 1-0
Nebraska	1-1	1-0	0-1	0-0	A - W 84-80 (12/18/2108)	1-1 1-1
at Tulsa	22-3	10-2	12-1	0-0	A - W 61-59 (12/20/2018)	2-0 2-0
Jackson State	4-0	4-0	0-0	0-0	H - W 76-57 (12/30/2018)	1-0 1-0
Alabama	23-15	12-6	10-7	1-2	H - W 72-61 (1/24/2019)	2-1 2-1
Auburn	15-23	8-10	6-11	1-2	H - L 75-71 (2/10/2019)	1-1 1-1
Florida	10-28	5-11	4-12	1-5	A - W 83-73 (1/27/2019)	1-1 1-1
Georgia	6-34	3-16	2-17	1-1	N - W 86-76 (3/7/2019)	1-3 1-3
Kentucky	13-24	9-7	3-14	1-2	A - L 61-59 (2/17/2018)	1-3 0-3
LSU	16-33	9-14	7-16	0-3	A - L 71-34 (2/7/2019)	0-2 0-2
Ole Miss	19-26	13-5	3-16	3-5	S - W 73-61 (2/24/2019)	3-0 3-0
Mississippi State	18-21	10-7	6-11	2-3	N - L 101-70 (3/10/2019)	0-4 0-3
Missouri	11-12	6-4	4-8	1-0	H - L 73-67 (2/28/2019)	1-4 0-4
South Carolina	18-18	10-7	5-10	3-1	N - W 95-89 (3/8/2019)	1-2 1-2
Tennessee	4-31	2-14	2-14	0-2	A - W 80-79 (1/21/2019)	1-1 1-1
Texas A&M	22-11	11-3	8-6	3-2	N - W 58-51 (3/9/2019)	2-4 1-3
Vanderbilt	10-25	8-8	1-16	1-1	H - W 83-62 (1/13/2019)	2-1 2-1
Houston	15-8	7-2	7-6	1-0	H - W 88-80 (ot) (3/21/2019)	2-0 1-0
UAB	0-1	0-0	0-1	0-0	A - L 82-48 (1/16/1981)	0-0 0-0
TCU	20-3	12-0	8-3	0-0	A - L 67-62ot (12/6/2003)	0-0 0-0

CONGRATS GRADUATES!

Seniors Malica Monk and Bailey Zimmerman donned a cap and gown in December as they graduated with their undergrad degrees. Monk is a rec and sport management major while Zimmerman majored in apparel merchandise and product development. Both players began graduate school in January. Raven Northcross-Baker and Sydeny Stout will graduate in May.



DUNGEE EARNS ALL-SEC HONOR

University of Arkansas redshirt sophomore Chelsea Dungee earned selection to the All-Southeastern Conference Second-Team the league office announced Tuesday. Dungee, who sat out last season after transferring to Arkansas, has led Arkansas in scoring all season. Her selection is the first All-SEC postseason honor for Arkansas since 2016 and the 23rd overall. The Sapulpa, Oklahoma, native is in the midst of a record-setting season. She enters the week averaging 19.5 points per game with 27 double figure scoring contests this year. Dungee has had 15 games with 20 or more points, two games with 30 or more points and set a program record in a conference game with a 41-point effort against Auburn.

DUNGEE NAMD TO SEC ALL-TOURNAMENT TEAM

Chelsea Dungee earned Southeastern Conference All-Tournament Team honors setting a record with 103 points in tourney play. She is one of only two Razorbacks (20-14) to ever earn SEC All-Tournament Team honors joining Shameka Christon who was selected twice (2002, 2003). Dungee scored 31 points in back-to-back games against Georgia and South Carolina, had 17 points against Texas A&M and dropped in 24 points in the title game against Mississippi State.

A LOT OF OFFENSE

- Five different players (Tolfree, Monk, Dungee, Thomas & Northcross-Baker) have led Arkansas in scoring.
- Dungee, Monk and Tolfree average double figures at 20.5, 12.5 and 10.3 ppg, respectively.
- Dungee and Monk have scored over 450 points this season with Dungee over the 700-point mark.

WHAT'S HE SAYIN'?

Don't be alarmed if you don't understand what Head Coach Mike Neighbors is saying on the bench. He has a language all his own.

Coach Neighbors plays "Positionless Basketball". Instead of having guards, forwards and centers, he has Rabbits, Rackers, Locks and Dragons.



Rabbits run the floor and look to score quickly with a layup.



Rackers are the player with the ball - go to the rack.



Locks are the players who are trying to win the race to the corners



The Dragon is the last player down the court. Watch out for a long distance shot from this spot.

- Dungee (737), Monk (451) and Tolfree (369) have scored 1,557 of Arkansas' 2,658 points this season. That is 58.6% of the team's offense.
- Dungee, Monk and Tolfree have combined for 25 20+ point performances and they have 27 performances with 15 or more points.
- Arkansas is 2-2 when Alexis Tolfree or Malica Monk score 20+, and 11-9 when Chelsea Dungee has 20 or more points in a game.

BY THE NUMBERS

- 16-3 when leading or tied at the half.
- Forced double digit turnovers in 34 of 36 games (Kentucky).
- Committed 10 or fewer turnovers in 15 games.
- Made double figure 3-point field goals in 12 games ... 10-2 when making 10+ from distance.
- 4-3 in one-possession games.
- Twenty-three games with the same or more made free throws that their opponent. 17-6 when making more bonus shots than their opponents.
- Shot 70% or better from the line in 23 games including a stretch of eight in a row. Perfect 12-for-12 against Missouri at home.
- Double-figure steals in 13 games this season.
- Bettered the overall and SEC win totals from a year ago.
- Won or tied the second half in 22 games.
- Fourteen games this season with 80+ points ... Only four games with 80+ points all of 2017-18.

OUR RECORD WHEN ...

Overall	22-14
Home / Away / Neutral	11-6 / 6-6 / 5-2
SEC	6-10
Home / Away	3-5 / 3-4
White Uniforms	11-6
Cardinal Uniforms	11-6
Anthracite Uniforms	0-2

LEADS/QUARTERS/HALFTIME/OT

Leading after the 1st quarter	15-1
Leading after the 2nd quarter/Half	16-3
Leading after the 3rd quarter	18-1
Leading at the half, home	9-2
Leading at the half, road/neutral	7-2
Tied at the half, home	1-0
Tied at the half, road/neutral	-
Games decided by 5 points or fewer	5-3
Games decided by 10 points or fewer	11-8
Leading with 5:00 left	20-0
Leading with 2:00 left	21-0
Overtime games	1-0

OFFENSE

Scoring less than 70 points	5-7
Scoring 70-79 points	6-4
Scoring 80-89 points	8-3
Scoring 90-99 points	2-0
Scoring 100+ points	1-0
2 Players Or Less in Double Figures	3-7
3 Players in Double Figures	8-3
4 Players in Double Figures	7-4
5 Players in Double Figures	3-0
More than 5 players in Double Figures	1-0 (NSU)
1 Player Scores 20+ Points	11-6
2 Players Score 20+ Points	1-3
When shooting 50 percent or higher	3-0
When shooting less than 50 percent	19-14

REBOUNDING/TURNOVERS

When outrebounding opponent	7-0
When outrebounded	13-14
When rebounds are even	2-0
When grabbing 10+ offensive reb	16-9
When forcing 15+ turnovers	18-7
When committing less than 15 turnovers	18-13
When committing 15+ turnovers	4-1

Top Scorers (Includes Ties)

Tolfree	NSU, UTA, ASU, Pitt, ACU, JSU, UAB
Monk	UTA, UT, ALA, FLA
Dungee	TSU, WIS, ORU, ISU, TTU, NEB, TUL, MSU, OM, MU
.....	FLA, GA, SC, LSU, AU, KY, GA, OM, MU, TAMU, GA, SC,
.....	TAMU, MSU, HOU
Thomas	PVAM
Northcross-Baker	VU

Top Rebounders (Includes Ties)

Williams	NSU, ASU, TSU, ORU, ISU, TTU, ACU, PVAM, NEB,
.....	TUL, JSU, OM, KY, GA, GA, SC, HOU
Thomas	NSU, UTA, WIS, MSU, MU, UT, FLA, GA, LSU
Zimmerman	Pitt, VU, OM
Dungee	MU, AU, MU, TAMU, SC, MSU
Doumbia	VU
Mason	ALA, GA, SC
Monk	AU
Northcross-Baker	AU
Tolfree	TAMU, GA, SC, UAB

Months

In November	5-2
In December	6-1
In January	5-3
In February	1-6
In March	4-2

RARE AIR

Malica Monk is one of seven players in program history to have 1000+ points, 250+ rebounds and 300+ assists for her career.

Player	Points	Rebounds	Assists
Kim Wilson (94-97)	1733	499	332
C'eira Ricketts (09-12)*	1557	666	523
Christy Smith (95-98)	1459	294	507
Tracy Webb (84-87)	1343	388	424
Malica Monk (16-pres)	1302	297	367
Cheryl Orcholski (81-84)	1239	667	323
Amber Nicholas (89-92)*	1209	428	537

*Current staff members for the Razorbacks

GAME WINNERS

When the game is on the line, Arkansas senior Malica Monk is at her best. Monk has hit three game-winning shots in the closing seconds this season.

→ She crossed over a Tennessee defender to create separation and hit about a 12-foot jumper with 3.6 seconds remaining to give Arkansas an 80-79 win - its first road win over the Volunteers since 2012 and only the second for the Razorbacks in 16 games at Thompson-Boling Arena.

→ Monk's layup with 4.7 seconds remaining completed a 15-point comeback in the Razorbacks' 69-68 win over Wisconsin on Nov. 25 during an event in Nashville, Tenn.

→ On Dec. 20 she made a layup with eight seconds remaining to give Arkansas the go-ahead points in a 61-59 win at Tulsa.

→ Tennessee's shot was the fourth game winner in Monk's career and second in an SEC game. She followed a miss with a layup at the buzzer to beat Vanderbilt 57-56 at Bud Walton Arena as a freshman three years ago.

ARKANSAS FROM DISTANCE

→ Arkansas is second in the SEC and 20th in Division I with 286 made 3-point field goals.

→ The Razorbacks are first in the conference and ninth in DI with 902 attempts.

→ Arkansas is second in the SEC and 48th in Division I averaging 7.9 made 3-pointers a game.

→ In SEC-only games Arkansas is third the league with 123 makes, second with 405 attempts and third with 7.7 made 3-pointers in a game.

→ Arkansas has 286 3-point field goals through 36 games. They broke into the program team single season top-10 at Florida. This year's total is the **most in a single season** in program history.

→ The 286 3-point field goals is just the fifth time in program history Arkansas has had more than 200 makes from distance.

→ The previous best was 237 set last year - also under head coach Mike Neighbors.

3-POINT FIELD GOALS MADE

	3PTFG	SEASON
1.	286 (36 games)	2018-19
	237 (31 games)	2017-18
3.	202 (33 games)	2000-01
4.	200 (28 games)	2005-06
5.	200 (32 games)	2008-09
6.	198 (34 games)	1998-99
7.	191 (33 games)	1997-98
8.	177 (30 games)	2013-14
	177 (30 games)	2016-17
10.	169 (34 games)	2010-11

IN THE 4TH QUARTER ARKANSAS HAS ...

- Outscored opponents 711-653
- Won the fourth quarter in 20 games
- Shot .409 from the floor
- Committed fewer turnovers (91-149)
- Had more steals (80-44)

A FREE SHOT

→ Arkansas is third in the SEC and 10th in DI for made free throws with 538.

→ Chelsea Dungee leads the Razorbacks shooting .833 (224-269) from the line.

→ Dungee is third in the SEC in FT% at .833.

→ Dungee leads the SEC with 224 made free throws and with 269 attempts and is second in DI for both categories.

→ Arkansas is 13th in the NCAA and third in the SEC with 695 free throw attempts.

→ The Razorbacks are third in the SEC and 10th in the country with 508 made free throws.

UNDER 10

→ Arkansas has played 19 games to a 10 or fewer point margin. They are 11-8 in those games.

→ The Razorbacks have won three games by a single point (UT-Arlington, Wisconsin, Tennessee). They defeated Tulsa by two and Nebraska by four.

→ Arkansas has lost three games by one possession (No. 22 Arizona State, Auburn and at No. 17 Kentucky).

→ Ten-point and under wins include UTA, Wisconsin, Nebraska, Tulsa, Tennessee, Florida, Georgia, South Carolina, Texas A&M & Houston.

CHASING LAST YEAR'S NUMBERS

→ Last season, Arkansas had 47 performances of 10-14 points in a game for a single player. They had 27 performances of 15-19 points; 18 times in which players scored 20-25 points and one 26+ point performance.

→ This season (36 games) Arkansas has 58 10-14 point performances. They have 34 performances with 15-19 points; 18 with 20-25 points, four 26+ point and six 30+ and one 40+-point performances.

THE PATH TO A MILESTONE

→ Malica Monk became the 28th player in program history to score 1,000 career-points. She reached the milestone with a layup in the second quarter in the win over Nebraska.

→ Monk scored 110, 247 and 494 points, respectively, in each of her first three seasons.

→ Monk has 451 points as a senior through 36 games - more points than she had in her first two years combined.

→ Monk has 40 made 3-point baskets this season. That is more than she had in each of her first three seasons.

→ Monk has started 99 of 121 games including 92 in a row (She has missed some games with injury so the number is not consecutive).

→ She has scored in double figures in 70 games, had 14 games with 20+ points and led the team in scoring in 17 games.

1,000 POINT CLUB

NAME (CAREER)	YR	GP	PTS
15. Lyndsay Harris (09-12)	4	123	1,347
16. India Lewis (99-03)	4	128	1,308
17. Malica Monk (2016-)	4	121	1,302
18. Cheryl Orcholski (80-84)	4	123	1,239
19. Juliet Jackson (86-90)	4	120	1,213
20. Amber Nicholas (88-92)	4	117	1,209
21. Stephanie Bloomer (91-95)	4	105	1,159
22. Amanda Holley (81-84)	3	94	1,154
23. Monica Brown (83-87)	4	103	1,145
24. Kelly Johnson (92-96)	4	113	1,109
25. Blair Savage (89-93)	4	114	1,072
Jailyn Mason (2017-)	3	97	844
Chelsea Dungee (2018-)	1	36	737

A LOOK AT CHELSEA DUNGEE

→ Scored double figures in 33 of 36 games

→ Scored 20+ points 19 times

→ Scored 30+ points six times

→ Scored 41 points against Auburn. It is the second most points in a single game and an SEC game record for a Razorback.

→ Dungee's 20.5 points per game rank third all-time in a single season for a Razorback player.

SCORING AVERAGE

1.	23.1	Shelly Wallace	1988-89
2.	21.8	Shameka Christon	2003-04
3.	20.5	Chelsea Dungee	2018-19
4.	20.0	Delmonica DeHorney	1989-90
5.	19.8	Bettye Fiscus	1984-85
6.	18.7	Bettye Fiscus	1881-82
7.	18.3	Bettye Fiscus	1982-83
8.	18.2	Delmonica DeHorney	1990-91
9.	18.1	Sha Hopson	1991-92

CHELSEA DUNGEE'S ALL-SEC SEASON

DUNGEE

"The last name of someone who is loyal and caring, no one has your back like them. They sometimes can have a very short temper and snap on you. Many people envy these people because of their popularity and knowness." - from urbandictionary.com



33	DOUBLE FIGURE GAMES
19	20+ POINT GAMES
6	30+ POINT GAMES
1	41 POINTS VS. AU - SEC GAME PROGRAM BEST
224	1ST SEC 2ND DI IN FREE THROWS MADE
269	1ST SEC 2ND DI IN FREE THROWS ATTEMPTED
737	1ST SEC 7TH IN DI FOR TOTAL POINTS
20.5	2ND SEC 20TH DI IN POINTS PER GAME
1	ONLY RAZORBACK SINCE 2005-06 WITH 30+ DOUBLE FIGURE GAMES/1-4 WITH 27+
1	ONLY RAZORBACK SINCE 2005-06 WITH 3+ 30+ POINT GAMES
1	ONLY RAZORBACK SINCE 2005-06 WITH A 40+ POINT GAME
22.6	2ND SEC ONLY GAMES IN SCORING
346	2ND SEC ONLY GAMES IN TOTAL POINTS
104-121	1ST SEC ONLY GAMES IN FTM 2ND FTM
34.8	MINUTES PER GAME IN SEC CONTESTS

→ Dungee's 17 made free throws against Auburn is tied for the second-most in a game in the SEC.

→ Her 224 free throws in a season is currently second in a single season in the SEC. Wendy Scholtens, VU, 1990, holds the record with 236 makes.

→ Dungee's 269 free throw attempts ties for the seventh-most in a single season in the SEC.

→ Dungee's 737 points moves her into the top spot for single-season scoring ahead of Shelly Wallace who scored 692 points in 1988-89.

SINGLE SEASON RECORDS POINTS			
1.	737	Chelsea Dungee	2018-19
2.	692	Shelly Wallace	1988-89
3.	655	Bettye Fiscus	1981-82
4.	611	Shameka Christon	2003-04
5.	583	Delmonica DeHorney	1990-91
6.	581	Delmonica DeHorney	1989-90
7.	554	Bettye Fiscus	1984-85
8.	517	Shameka Christon	2001-02
9.	502	Kimberly Wilson	1995-96
10.	501	Karyn Karlin	1997-98

→ Dungee's 224 made free throws and 269 free throw attempts rank first all-time in program history for a single season.

FREE THROWS MADE			
1.	224	Chelsea Dungee	2018-19
2.	183	Bettye Fiscus, Fr.	1981-82
3.	158	Shelly Wallace	1988-89
4.	143	Delmonica DeHorney	1989-90
5.	134	Christy Smith	1994-95
6.	132	Kelsey Brooks	2014-15

FREE THROWS ATTEMPTED			
1.	269	Chelsea Dungee, So.	2018-19
2.	229	Bettye Fiscus, Fr.	1981-82
3.	220	Shelly Wallace	1988-89
4.	220	Shelly Wallace, Sr.	1988-89
5.	213	Delmonica DeHorney, Jr.	1989-90
6.	199	Kelsey Brooks, So.	2014-15
7.	194	Shea Henderson, Sr.	2014-15
8.	180	Delmonica DeHorney, Fr.	1987-88
9.	177	Delmonica DeHorney, Sr.	1990-91

→ Dungee has scored in double figures 13 times in the first half of games, however, she averages just 7.8 ppg in the first 20 minutes. That number jumps to 12.5 ppg in the second half.

→ Dungee is solid in Arkansas' wins averaging 19.2 ppg and going 125-of-154 from the line. She has 92 rebounds and 29 assists in the 22 victories.

→ Dungee elevates her game in the losses averaging 22.4 ppg going 99-115 (.86) from the line. She has 67 rebounds and 26 assists.

Double Figure Scoring In A Season (Since 2005-06)

Name	Games	20+	30+	Year	Consecutive
Chelsea Dungee	33/36	19	6*	2018-19	16
Malica Monk	29/31	10	-	2017-18	14
Sarah Watkins	28/34	4	-	2010-11	8
Laurin Ervin	27/31	2	-	2006-07	14
Jessica Jackson	26/32	5	-	2014-15	12
Jessica Jackson	26/30	8	-	2015-16	10
Jessica Jackson	25/30	7	1	2013-14	10
C'eira Ricketts	25/32	2	-	2008-09	8

*one game with 41 points

THE POLLS

March 17, 2019

AP TOP 25

RK	TEAM	RECORD	PTS
1	Baylor(28)	31-1	700
2	UConn	31-2	665
3	Notre Dame	30-3	648
4	Mississippi State	30-2	614
5	Louisville	29-3	579
6	Stanford	28-4	568
7	Oregon	29-4	531
8	Iowa	26-6	509
9	Maryland	28-4	456
10	NC State	26-5	450
11	Oregon State	24-7	376
12	Syracuse	24-8	324
13	Iowa State	25-8	312
14	Texas A&M	24-7	301
15	South Carolina	21-9	291
16	Gonzaga	28-4	284
17	Kentucky	24-7	261
18	Marquette	26-7	259
19	Miami	24-8	246
20	UCLA	20-12	131
21	Rice	28-3	103
22	Arizona State	20-10	100
23	Texas	23-9	82
24	DePaul	26-7	75
25	Florida State	23-8	67

Others receiving votes: Drake 54, South Dakota State 35, BYU 24, Florida Gulf Coast 14, Missouri 14, South Dakota 14, Kansas State 8, UCF 3, Quinnipiac 1, Wright State 1

March 18, 2019

USA TODAY COACHES POLL

RK	TEAM	RECORD	PTS
1	Baylor(28)	31-1	700
2	UConn	31-2	665
3	Notre Dame	30-3	648
4	Mississippi State	30-2	614
5	Louisville	29-3	579
6	Stanford	28-4	568
7	Oregon	29-4	531
8	Iowa	26-6	509
9	Maryland	28-4	456
10	NC State	26-5	450
11	Oregon State	24-7	376
12	Syracuse	24-8	324
13	Iowa State	25-8	312
14	Texas A&M	24-7	301
15	South Carolina	21-9	291
16	Gonzaga	28-4	284
17	Kentucky	24-7	261
18	Marquette	26-7	259
19	Miami	24-8	246
20	UCLA	20-12	131
21	Rice	28-3	103
22	Arizona State	20-10	100
23	Texas	23-9	82
24	DePaul	26-7	75
25	Florida State	23-8	67

Others receiving votes: Texas (23-9) 47; South Dakota State (26-6) 33; Missouri (23-10) 26; South Dakota (28-5) 25; Boise State (28-4) 19; Rutgers (22-9) 5; Central Florida (26-6) 4; Arkansas-Little Rock (21-10) 3; Florida Gulf Coast (28-4) 1; Michigan (21-11) 1.

DUNGEE GOES FOR 41 POINTS

- Chelsea Dungee scored a career-best 41 points against Auburn.
- Dungee was 10-for-18 from the floor including a 4-for-7 performance from the line.
- Four 3-point field goals tied her career-best and 17 made and 19 attempted free throws were career-highs.
- Her 17-for-19 output from the line ranks first and third, respectively, in single-game history at Arkansas.
- Dungee went 17-for-19 from the line and played all 40 minutes against the Tigers.
- The 41 points is an SEC game program record and just three points shy of the single game record at Arkansas.

ABOUT THE LOSSES

- Arkansas has 14 losses this year - three of which are by just one possession.
- 88-85, to No. 22 Arizona State | 75-72 to Auburn | 61-59 at No. 17 Kentucky
- The Razorbacks have eight losses by single digits.
- Six of the 14 losses are to ranked teams.
- Nine of the 14 losses are to teams with RPI's in the top-50.
- Eight-of-14 are at a neutral or road venues.

- The Razorbacks have been out-rebounded by a 13.9 margin in the losses.
- Only two players, Chelsea Dungee (22.4 ppg) and Malica Monk (11.4 ppg) average double figures in the losses.
- Arkansas has made and taken fewer free throws than its opponents in the losses (173-230 | 199-276).

WILLIAMS HAS CAREER NIGHT

- Kiara Williams posted a career-best 17 rebounds at Kentucky.
- She had a career-high 7 blocked shots against the Wildcats.
- Williams tied her career-best with seven field goals at Kentucky.
- She scored 14 points and had 17 rebounds in Lexington. It was her third double-double of the season and the eighth of her career. It was just the fourth double-double of the season for Arkansas.
- Williams' 17 rebounds is T-9 and her seven blocks are T-3 in the Arkansas single game records.

DOUBLING UP

- Chelsea Dungee has scored in double figures in 33 games with 20+ points 19 times (Arizona State (20), Wisconsin (20), Oral Roberts (21), Iowa State (27), TTU (28), NEB (23), TUL (23), MSU (25), FLA (25), GA (28), SC (32), AU (41), KY (20), OM (33) MU (25), GA (31), SC (31), MSU (24), HOU (37).
- Malica Monk has scored in double figures in 27 games while Alexis Tolefree has posted double digits 18 times.
- Dungee (19x), Monk (4x) and Tolefree (2x) have scored 20+ points.
- Three players have had double figure rebounding games. Kiara Williams had a career-best 17 boards on the road at No. 17 Kentucky. She was also in double figures at Ole Miss, vs. TSU, PVAMU, Tulsa, at ORU, at ACU & vs. SC.
- Bailey Zimmerman had 11 rebounds against Pitt & PVAMU and Taylah Thomas grabbed 12 rebounds against Wisconsin.
- Bailey Zimmerman had the first double-double of the season and of her career with 11 points and 11 rebounds against Pitt.
- Kiara Williams has three double-doubles this season / eight in her career.

NEWCOMERS CAN SCORE

- Alexis Tolefree (7x) and Chelsea Dungee (24x) have led Arkansas in scoring.
- Redshirt transfer Chelsea Dungee leads the team averaging 20.5 points per game.
- Junior college transfer Alexis Tolefree is third on the team averaging 10.3 points per game.
- Newcomers Chelsea Dungee, Alexis Tolefree, A'Tyanna Gauden and Rokia Doumbia have scored 1,277 of Arkansas' 2,658 points. That is 48% of the team's points this season.

SEC CAREER LEADERS

- Malica Monk ranks 13th among active SEC players for career points with 1,302.
- Kiara Williams is 13th among active SEC players with 503 career rebounds and is eighth with 86 career blocked shots.
- Malica Monk ranks fourth with 185 career steals and is eighth with 367 career assists.
- Monk is one of only seven players who rank in three or more of the SEC career categories.

STARTERS

Game	G	G	G	G	F
NSU	Northcross-Baker	Tolefree	Monk	Dungee	Williams
UTA	Mason	Tolefree	Monk	Dungee	Williams
ASU	Mason	Tolefree	Monk	Dungee	Williams
TSU	Mason	Tolefree	Monk	Dungee	Williams
PITT	Mason	Tolefree	Monk	Dungee	Williams
WISC	Mason	Tolefree	Monk	Dungee	Williams
ORU	Mason	Tolefree	Monk	Dungee	Williams
ISU	Zimmerman	Mason	Monk	Dungee	Williams
TTU	Mason	Tolefree	Monk	Dungee	Williams
ACU	Mason	Tolefree	Monk	Dungee	Williams
PVAM	Mason	Tolefree	Monk	Dungee	Williams
NEB	Mason	Tolefree	Monk	Dungee	Williams
TUL	Mason	Tolefree	Monk	Dungee	Williams
JSU	Mason	Tolefree	Monk	Dungee	Williams
MSU	Mason	Tolefree	Monk	Dungee	Williams
OM	Mason	Tolefree	Monk	Dungee	Williams
MO	Mason	Tolefree	Monk	Dungee	Williams
VU	Mason	Tolefree	Monk	Dungee	Williams
UT	Mason	Tolefree	Monk	Dungee	Williams
ALA	Mason	Tolefree	Monk	Dungee	Williams
FLA	Mason	Tolefree	Monk	Dungee	Williams
GA	Mason	Tolefree	Monk	Dungee	Williams
SC	Mason	Tolefree	Monk	Dungee	Williams
LSU	Mason	Tolefree	Monk	Dungee	Williams
AU	Mason	Tolefree	Monk	Dungee	Williams
KY	Mason	Tolefree	Monk	Dungee	Williams
GA	Mason	Tolefree	Monk	Dungee	Williams
OM	Mason	Tolefree	Monk	Dungee	Williams
MO	Mason	Tolefree	Monk	Dungee	Williams
TAMU	Mason	Tolefree	Monk	Dungee	Williams
GA	Mason	Tolefree	Monk	Dungee	Williams
SC	Mason	Tolefree	Monk	Dungee	Williams
TAMU	Mason	Tolefree	Monk	Dungee	Williams
MSU	Mason	Tolefree	Monk	Dungee	Williams
HOU	Mason	Tolefree	Monk	Dungee	Williams
UAB	Mason	Tolefree	Monk	Dungee	Williams

HOME GROWN

- Arkansas has six in-state players on the roster this year.
- That is the most Arkansans on the team since 2010 when there were seven in-state players.
- The Razorbacks have had 113 players from the state on its rosters with Little Rock producing the most with 11 student-athletes.

GUARD HEAVY

- Arkansas has nine players who list their positions as guard or point guard and two others who are guard/forwards.
- The guard-heavy lineup allows the Razorbacks to play "Functionally Fast" - or as fast as they can while functioning at a high level.
- Look for senior Malica Monk and redshirt sophomore A'Tyanna Gauden to handle the ball a lot. Both players are fast and don't make many mistakes.

HOME SWEET HOME

- Arkansas has had just one losing home season in 42 years (2009-10)
- Arkansas is 434-151 (11-6 in '18-'19) in home games including a 275-116 record in Bud Walton Arena. Arkansas was 159-35 in Barnhill Arena.

FUNCTIONALLY FAST

- Coach Neighbors wants Arkansas to play as fast as they can function. That means move quickly but don't make a lot of mistakes and that is exactly what the Razorbacks did last year.
- Arkansas led the SEC and ranked fourth in the nation for fewest turnovers with just 360 miscues in 31 games [last season](#).
- Play fast and don't turn it over is Arkansas' motto this year.
- Possessions are important. Arkansas has taken 3,043 shots (2,348 FG+695 FT) with 1,440 (932 FG+508 FT) makes (47.3%).
- Arkansas has turned the ball over only 415 times. The Razorbacks have played 12 games (Pitt, Iowa State, Tennessee Tech, Abilene Christian, PVAMU, MU, Tenn., Fla., SC, MU, GA, UAB) with single-digit turnovers and 15 games with 10 or fewer miscues.
- Arkansas has forced double figure turnovers in 34 of 36 games.
- Arkansas is fourth in the SEC & 11th in DI with a +5.39 turnover margin. They are first in the SEC with the fewest miscues (415) in the league and are seventh in Division 1 with just 11.5 tpg.

FINISHING STRONG

Along with the fast starts, Arkansas is looking to finish strong - that is the benefit of depth late in the game. Scoring in the final five minutes:

SWB	9-0 (exh)	TTU	2-9 (W)	UT	13-9 (W)	MO	19-21 (L)
ECU	17-8 (exh)	ACU	4-4 (W)	AL	12-8 (W)	TAMU	6-4 (L)
NSU	9-5 (W)	PVAM	7-9 (W)	FLA	9-7 (W)	GA	6-7 (L)
UTA	4-6 (W)	NEB	7-15 (W)	GA	8-11 (L)	SC	11-8 (W)
ASU	16-11 (L)	TUL	12-14 (W)	SC	15-15 (L)	TAMU	11-0 (W)
TSU	14-4 (W)	JSU	15-10 (W)	LSU	4-9 (L)	MSU	9-13 (L)
Pitt	5-8 (L)	MSU	16-12 (L)	AU	14-10 (L)	HOU	15-7 (W,OT)
Wis	12-12 (W)	OM	19-6 (W)	KY	8-9 (L)	UAB	10-6 (W)
ORU	9-10 (W)	MU	10-12 (L)	GA	13-17 (L)		
ISU	5-6 (L)	VU	8-11 (W)	OM	10-9 (W)		

SOME THINGS REMAIN THE SAME - TRUST, TALENT AND TIME

- My program will be built on three things. It's very simple.
- TRUST - The highest form of loyalty that has to be earned, managed and sometimes re-earned. If we don't have this, nothing will work and the stool's legs will fall off and everything will collapse.
 - TALENT - It doesn't mean you can dribble, shoot, pass and rebound. It's a lot of other things like the ability to engage with the fan base and willingness to sign autographs for a 10-year-old child you might be inspiring.
 - TIME - It's just not being on time or making time. It's how you utilize your time and who you invest your time with and be around. Trust, talent and time. Those will be our pillars.

SIDE BY SIDE

- One thing Mike Neighbors stressed when he was hired was his desire to take care of the players, the staff and the fans who have been loyal to the Razorback program. He has told our fans that he wants them to stand "Beside Us". Don't be behind us, stand next to us and go through the process of building our program.
- You will notice the team and coaches line up and walk side-by-side from the half court line to the baseline every game. It is a final moment of reflection, a chance to clear your head and a reminder that we are in this together.

FROM MIKE NEIGHBORS

Here is a quick look at a couple observations from head coach Mike Neighbors about this year's team:

- We are still small. There is no getting around it - Malica Monk did not grow in the off-season. This year, Arkansas has nine guards with Monk listed at 5-5 and Grayce Spangler and Chelsea Dungee at 5-11. If you look at the

- four guards who return with playing experience, the average is about 5-7.
- Arkansas may be small but we are fast. Look for the Razorbacks to push the tempo even more this season. Not only do the Razorbacks have individually fast players, they have a lot of them so legs should be fresh for the entire game.
- Neighbors is looking for a high number of shot attempts versus a low number of turnovers. Turnovers are a wasted possession - you don't have a chance to score. Last season, Arkansas took 2077 shots and committed just 360 turnovers. Arkansas ranked fifth in the SEC in shots taken and was first in the SEC with just 360 turnovers.
- Arkansas has more shot-makers this year. The Razorbacks return their leading scorer and add in a couple of redshirt players who have made significant offensive contributions this season.

MONK GETS PRESEASON NOD

Senior Malica Monk was selected as a Second-Team All-Southeastern Conference honoree in a vote by the league's coaches. Monk, a senior from Little Rock, Arkansas, led the Razorbacks and was 12th in the SEC averaging 15.9 points per game a year ago. Billed as one of the fastest players in the SEC, Monk also accounted for 3.4 rebounds per game, had a team-best 122 assists, made 38 3-pointers and went 114-146 from the line as a junior.

ZIMMERMAN EARNS SEC COMMUNITY SERVICE SELECTION

Zimmerman, a 6-0 forward from St. Vincent, Arkansas, is the 21st Razorback selected to the SEC Community Service Team. She graduated in December with a degree in apparel merchandising and is currently pursuing her master's degree at Arkansas.

Zimmerman is active in a variety of community service projects in Northwest Arkansas. During her senior season, she has taken part in a visit to the Northwest Arkansas Children's Hospital, made several appearances at area elementary schools as part of the department's Sweat Hogs program to encourage physical activity for all students, helped coordinate Angle Tree donations for Potter House, volunteered at the Alumni House and went shopping with area youth over the holidays. Zimmerman is also a member of the Arkansas Student-Athlete Advisory Committee

BIGS KEY TRANSITION

Coach Neighbors believes that the bigs key Arkansas' transition game. If they can run the court - and Kiara Williams, Taylah Thomas and Macy Weaver can - it puts pressure on the defense. If our opponents' bigs don't get back, a guard has to pick one of our players up leaving someone open.

THE 2018 SIGNING CLASS

Signee	Pos.	Ht.	Hometown
Destinee Oberg	C	6-3	Burnsville, Minn.
Makayla Daniels	PG	5-8	Frederick, Md.
Marquesha Davis	F	6-0	Springdale, Ark.
Ginger Reece	F	5-10	Lawton, Okla.
Amber Ramirez	G	5-9	San Antonio, Texas

THE CLASS WAS RANKED NO. 11 BY BLUE STAR SPORTS

→ The recruiting class is ranked No. 4 in the Southeastern Conference behind powerhouses South Carolina, Tennessee and Mississippi State by All Star Girls Report. The class ranks 15th in the nation by the same service.

LEADS AND DEFICITS

Biggest Halftime Lead	30, UAB (WNIT)
Biggest Halftime Lead Lost	6, S. Carolina
Biggest Halftime Deficit	27, Pitt
Biggest HT Deficit Erased	-
Biggest Overall Lead	51, UAB (WNIT)
Biggest Win Margin	48, UAB (WNIT)
Biggest Loss Margin	36, LSU
Biggest Deficit Overcome	17, Texas A&M

JUMP BALLS

Arkansas	5
Opponents	31

FIRST POINTS

Tolefree	NSU, ASU, TSU, ACU, PVAM, MSU, MU
	ALA, TAMU
Dungee	Pitt, Wis., ACU (FT), VU (FT), GA, AU, KY, OM
Monk	UTA, ISU, TUL, JSU, UT
Williams	ISU (FT), PVAM (Ft), NEB, VU
	FLA (FT), FLA, SC, GA, TAMU, GA, HOU
Mason	TTU, OM, LSU, MU, SC, MSU, UAB

DOUBLE FIGURE POINTS

Dungee	33
Monk	26
Tolefree	20
Mason	13
Williams	10
Thomas	4
Gaulden	5
Zimmerman	3
Northcross-Baker	2
Doumbia	1

LEADING SCORER

Dungee	25
Tolefree	6
Monk	4
Zimmerman	1
Thomas	1
Northcross-Baker	1

DOUBLE FIGURES FIRST HALF

Tolefree	NSU, ASU, UT, UAB
Dungee	UTA, TTU, JSU, MSU, GA, SC, LSU, KY
	OM, GA, SC, TAMU, HOU
Monk	ACU, OM, GA, SC, LSU, UAB
Mason	OM, UAB
Northcross-Baker	VU

DOUBLE FIGURES/QUARTER

Tolefree	ASU (1Q), UT (1Q-11), UAB (2Q-11)
Dungee	ISU (3Q-19), TTU (1Q-10), TUL (4Q-11)
	MSU (1Q-12), SC (2Q-10 3Q -10),
	AU (3Q-17 4Q-15), OM (1Q-10 4Q-11),
	MU (3Q-10), SC (2Q-13), HOU (4Q-11),
	UAB (3Q-10)
Monk	SC (1Q-11)

20-29 POINTS

Tolefree	ASU, ACU
Dungee	ASU, WIS, ORU, ISU, TTU, NEB, TUL
	MSU, FLA, GA, KY, OM, MU
Monk	ISU, UT, FLA, SC

30-39 POINTS

Dungee	SC (32), OM (33), GA (31), SC (31)
	HOU (37)

40-PLUS POINTS

Dungee	AU (41)
--------	---------

DOUBLE FIGURE REBOUNDS

Williams	TSU, ORU, ACU, PVAM, TUL, OM, KY, SC
Zimmerman	Pitt, PVAM

LEADING REBOUNDER

Williams	15
Thomas	9
Zimmerman	4
Dungee	5
Mason	3
Tolefree	4
Doumbia	1
Monk	1
Northcross-Baker	1

DOUBLE DOUBLES

Zimmerman	Pitt
Williams	ACU, OM, KY

5+ASSISTS/10+ ASSISTS

Tolefree	Pitt
Mason	ACU, UT (5), KY (5)
Monk	OM, VU (9), GA (6), KY (6), MU (5), GA (5), SC (6)
Dungee	MU (5)

FIRST OFF THE BENCH

Thomas	30
Zimmerman	24
Gaulden	9
Northcross-Baker	6
Doumbia	2
Gaulden	2
Mason	1
Tolefree	1

CHARGES DRAWN

Gaulden	ASU, GA
Dungee	Pitt, MSU, OM, FLA, GA, MU, HOU
Tolefree	ORU (2), ACU, MSU
Monk	PVAM
Northcross-Baker	VU
Zimmerman	MU

FORCED 10 SECOND VIOLATION

2018-19	TBA
---------	-----

FORCED SHOT CLOCK VIOLATION

2018-19	21 (6 vs. TTU)
---------	----------------

FORCED INBOUND VIOLATION

2018-19	ASU
---------	-----

AND 1 CONVERSIONS

Dungee	17
Monk	9
Williams	5
Tolefree	4
Zimmerman	4
Gaulden	3
Doumbia	2
AND 1 MISS	
Williams	4
Gaulden	2
Dungee	2
Monk	2
Tolefree	1
Northcross-Baker	1
Weaver	1
Zimmerman	1

BUZZER BEATERS (UNDER 8 SEC)

Tolefree	UTA (game winner)
	Tulsa (:05, 3Q, 39-43)
Monk	Wisc (4.7 seconds, game winner)
	Tulsa (8.0 seconds, game winner)
	Tennessee (4.0 seconds, game winner)
	S. Carolina (5.0 seconds, 2Q, 39-33)
	at Kentucky (8.0 seconds, 3Q, 47-46)
Gaulden	ORU (:01, 1Q, 20-11)
Williams	Neb (:03, 3Q, 57-56)
Mason	FLA (:01, 2Q, 37-35)
Northcross-Baker	SC (:04, 1Q, 31-33)
Dungee	MSU (:01, 3Q, 54-79)

SCORES BY QUARTERS

Opponent	1	2	HT	3	4	OT	Total
NSU	28/14	28/13	56/27	20/19	22/17	-	98/53
UTA	15/16	21/15	36/31	17/23	13/11	-	66/65
ASU	25/29	17/17	42/46	20/23	23/19	-	85/88
TSU	22/12	15/22	37/34	15/14	27/7	-	79/55
PITT	10/17	8/8	18/25	20/21	15/16	-	54/61
WISC	20/17	11/16	31/33	15/19	23/16	-	69/68
ORU	20/11	18/12	38/23	18/15	18/23	-	74/61
ISU	15/18	18/19	33/37	31/39	18/15	-	82/91
TTU	18/4	17/16	35/20	23/7	7/15	-	65/42
ACU	14/16	28/23	42/39	15/16	23/13	-	80/68
PVAM	13/18	13/4	26/22	21/9	24/13	-	71/44
NEB	10/15	21/21	31/36	26/20	27/24	-	84/80
TUL	18/17	8/10	26/27	13/16	22/16	-	61/59
JSU	16/15	12/13	28/28	26/9	22/20	-	76/57
MSU	17/28	16/22	33/50	8/23	28/20	-	69/93
OM	17/13	25/12	43/25	18/11	25/19	-	85/55
MO	9/15	5/19	14/34	16/15	23/22	-	53/71
VU	21/9	26/11	47/20	23/21	13/21	-	83/62
UT	20/15	20/16	40/31	23/28	17/30	-	80/79
ALA	19/13	14/16	33/29	20/17	19/15	-	72/61
FLA	7/19	30/16	37/35	28/21	18/17	-	83/73
GA	17/18	26/20	43/38	12/24	17/18	-	72/80
SC	20/16	19/17	39/33	17/19	23/35	-	79/87
LSU	5/18	5/18	10/36	17/13	7/22	-	34/71
AU	15/18	9/20	24/38	23/22	25/15	-	72/75
KY	14/22	19/8	33/30	13/17	13/14	-	59/61
GA	21/22	17/23	38/45	16/19	29/29	-	83/93
OM	18/18	17/15	35/33	22/14	16/14	-	73/61
MO	11/21	5/12	16/24	25/13	26/36	-	67/73
TAMU	14/18	12/23	26/41	18/14	9/11	-	53/66
GA	25/20	23/15	48/35	25/24	13/17	-	86/76
SC	22/21	21/18	43/39	30/35	22/15	-	95/89
TAMU	11/19	10/10	21/29	17/16	20/6	-	58/51
MSU	14/28	20/26	34/54	20/25	16/22	-	70/101
HOU	21/19	17/15	36/36	22/20	15/17	15/7	88/80
UAB	26/10	26/12	52/22	31/13	17/17	-	100/52

CURRENT PLAYER DOUBLE-DOUBLES

2017-18

ZIMMERMAN, Bailey

11 pts	11 reb	Pittsburgh	11/24/18
--------	--------	------------	----------

2017-18

MONK, Malica

10 pts	10 ast	Grambling	12/28/17
--------	--------	-----------	----------

WILLIAMS, Kiara

11 pts	11 reb	vs NMSU	11/25/17
12 pts	16 reb	Grambling	12/28/17
15 pts	14 reb	at Auburn	1/14/18
25 pts	10 reb	vs Vanderbilt	2/28/18
12 pts	11 reb	at Abilene Christian	12/8/18
13 pts	10 reb	at Ole Miss	1/6/19
14 pts	17 reb	at Kentucky	2/17/19

2016-17

MASON, Jailyln

10 pts	10 ast	at Ole Miss	1/1/17
10 pts	11 ast	Houston Baptist	12/28/16

THE LAST TIME ...

OFFENSE

Scored 110+	110, vs. Providence (11/16/98)
Scored 100+ points at home	100, UAB, 3-24-19 (WNIT)
Scored 100+ points on the road	108, Baylor (3-6-91; SWC Tourn., Dallas)
Scored 90-99 points	95 vs. No. 12 South Carolina, 3-8-19 (SEC Tournament)
Scored 90+ points at home	98 vs. Northwestern State, 11-9-18
Scored 90+ points on the road	91, (91-80 Win in 3OT, 2-10-13, at Alabama)
Scored 80-89 points	88 vs. Houston, 3-21-19 (WNIT)
Scored 80-89 points at home	86, Mississippi Valley State (12-28-15)
Scored 80-89 points on the road	83, at Florida (1-27-19)
Scored 70-79 points	70, No. 5 Mississippi State, 3-10-19
Scored 70-79 points at home	73, Ole Miss, 2-24-19
Scored 70-79 points on the road	61, at Tulsa, 12-20-18
Scored 60-69 points	67, Missouri, 2-28-19
Was held to 50-59	58 vs. No. 17 Texas A&M, 3-10-19
Was held to 49-40	42 at No. 9 South Carolina (1-25-18)
Was held to 39-20	34, at LSU, 2-7-19
Was held to 20 or less	N/A
Made 30-39 field goals	37, UAB, 3-24-19 (WNIT)
Made 20-29 field goals	28 vs. Houston, 3-21-19 (WNIT)
Made 10-19 field goals	18 vs. No. 17 Texas A&M, 3-10-19
Made 10+ three-point field goals	15, UAB, 3-24-19 (WNIT)
Did not make 3-pointer (since 1986)	0-10, at LSU, 2-7-19 (Previous 0-10, at Miss State (L 44-47), 2-3-13)
Made 30 free throws	38 at Florida (38-54); (2-22-04)
Made 15+ Free Throws	28 vs. Houston, 3-21-19 (WNIT)
Shot 40-49 or better	44.4% (28-63) vs. Houston, 3-21-19 (WNIT)
Shot 50-59 or better	51.4% (37-72), UAB, 3-24-19 (WNIT)
Shot 60 % or better600 (36-60) vs. Ole Miss (W, 93-52; 3-3-13)
Held to less than 40 %	37.3% (25-67) vs. No. 5 Mississippi State, 3-10-19
Held to less than 30 %	26.5% (13-49), at LSU, 2-7-19
Held to less than 20 %	18.2 (10-55) vs. No. 6/7 Tennessee (1-8-12; L, 38-69)
Opponent shot over 50%	62.5% (40-64) No. 3 Mississippi State, 3-10-19
Held opponent to less than 40%	39.7% (23-58), Ole Miss, 2-24-19
Held opponent to less than 30%	29.9% (20-67), UAB, 3-24-19 (WNIT)
Opponent shot less than 20% in a half200 (5-25), Grambling, 12-29-14 (1st)
Had 20 or more assists in a game	27, Houston Baptist, 12-28-16

DEFENSE

Allowed 100 points	101 vs. No. 5 Mississippi State, 3-10-19 (SEC Tournament)
Allowed 80-99 points	80 vs. Houston, 3-21-19 (WNIT)
Allowed 70-79 points	76 vs. Georgia, 3-7-19 (SEC Tournament)
Allowed 69-60 points	66 vs. No. 17 Texas A&M, 3-9-19 (SEC Tournament)
Held opponent to 59-50 points	52, UAB, 3-24-19 (WNIT)
Held opponent to 40-49 points	44, Prairie View A&M (12-16-18)
Held opponent to 39-30	36, Northwestern State, 12-18-16
Held opponent under 45 points three cons. games	45, SHSU (11-8-13, W 81-45); 33 ORU (11-13-13, W 91-33); 45, Furman (11-16-13, W, 74-45)
Held an SEC opponent under 50 points in 3 cons. games	47, Auburn (1-29-15, W, 52-47); 42, Alabama (2-1-15, W, 53-42); #24/21 Georgia (2-9-15, W, 54-48)
Held opponent to 29 points or less	23, Binghamton, 11-30-13
Held an opponent under 15 points in a half	13, Northwestern State, 12-18-16
Held opponent under 15 field goals	14, Houston Baptist, 12-28-16
Held opponent under 15% from 3-point	12.5% (3-24), UAB, 3-24-19 (WNIT)
Had 70+ rebounds	74, Mississippi Valley State (11-24-89)
Had 60-69 rebounds	64, Prairie View A&M (12-16-18)
Had 50-59 rebounds	52 UAB, 3-24-19 (WNIT)
Had five or more blocked shots in a game	6 vs. Houston, 3-21-19 (WNIT)
Had 20 or more steals in a game	20, ORU (11-13-13)
Had 15 or more steals in a game	17, Jackson State, 12-30-18
Had 20 or more turnovers in a game	23 at Arizona State, 12-21-17
Forced 20-25 or more Turnovers in a game	21, Missouri, 2-28-19

OTHER

Won an overtime game	88-80 vs. Houston, 3-21-19 (WNIT)
Lost an overtime game	Florida (71-66), 1-28-16
Won a double overtime game	73-72, vs. Florida (1-29-12)
Lost a double overtime game	N/A
Won a triple overtime game	91-80 Win in 3OT, 2-10-13, at Alabama
Played consecutive OT games	1-24-16 at Auburn (lost); 1-28-16 vs Florida (lost)
Won regular season tournament	88 vs. Houston, 3-21-19 (WNIT) Nugget Classic (Reno, Nev., Nov. 25-26, 2016)
Defeated ranked team	#17 South Carolina, 3-8-19 (SEC Tournament)
Defeated a ranked team on the road	57-53, at #19/18 LSU, 2-23-14; 77-76, #17/16 Iowa (Las Vegas), 12-18-14
All-time SEC win streak	8 games (1-15-12: Auburn through 2-15-12: at Auburn)
All-time SEC home win streak	5 games (1-15-12: Auburn -- 2-9-12: S. Carolina)

A RAZORBACK PLAYER ...

Scored 20-24 points	24, Chelsea Dungee vs. No. 5 Mississippi State, 3-10-19 (SEC Tournament)
Scored 25-29 points	25, Chelsea Dungee, Missouri, 2-28-19
Scored 30+ points	37, Chelsea Dungee vs. Houston, 3-21-19 (WNIT)
Scored 40+ points	41, Chelsea Dungee vs Auburn, 2-10-19
Scored 20+ points 10 times in a season	Chelsea Dungee (18x 2018-19)
Double figures in 15 cons games (Season)	Jessica Jackson, 11/11/16, LSU 1-8-17
Scored 23+ points in three cons games	Chelsea Dungee (Fla., 25; Ga., 28; SC, 32)
Three players scored double figures in 1 game	vs. Houston, 3-21-19 (WNIT) (Dungee 37, Williams 15, Monk 13)
Four players scored double figures in 1 game	vs. No. 12 South Carolina, 3-8-19 (SEC Tournament)
Four players scored doubles figures for 4 cons. games	(Dungee 31, Tolefree 18, Monk 16, Mason 14)
Five players scored double figures in 1 game	UAB, 3-24-19 (WNIT)
Five Starters In Double Figures	vs. Georgia, 3-7-19 (SEC Tournament)
Seven players scored in double figures in 1 game	Dungee (31), Tolefree (13), Williams (12), Mason (12), Monk (10)
Made 10+ field goals in a game	10, Chelsea Dungee vs. Houston, 3-21-19 (WNIT)
Attempted 15-19 field goals in a game	19, Chelsea Dungee vs. No. 5 Mississippi State, 3-10-19 (SEC Tournament)
Attempted 20+ field goals in a game	24, Chelsea Dungee, Missouri, 2-28-19
Attempted 10 free throws in a game	13, Chelsea Dungee vs. No. 12 South Carolina, 3-8-19 (SEC Tournament)
Made 5 or more 3-pt FG in a game	5, Alexis Tolefree, UAB, 3-24-19 (WNIT)
Attempted 10+ 3-pointers in a game	13, Alexis Tolefree at No. 19 Texas A&M, 3-3-19
Had 10-14 rebounds	10, Kiara Williams vs. No. 12 South Carolina, 3-8-19 (SEC Tournament)
Had 15+ rebounds	17, Kiara Williams at No. 17 Kentucky, 2-17-19
Had 10 offensive reb - Records go back to 05-06	11, Melissa Wolff
Had 10 defensive reb - Records go back to 05-06	10, Kiara Williams at No. 17 Kentucky, 2-17-19
Had 10+ assists	10, Malica Monk, Grambling State, 12-28-17
Had 10+ assists in cons games	Jailyn Mason (11 vs. HBU, 12-28-16 and 10 at Ole Miss, 1-1-17), Calli Berna (11 vs. No. 10/8 KY 2/7/13 and 11 at UA 2/10/13)
Had 5+ blocks in a game	5, Kiara Williams vs. Houston, 3-21-19 (WNIT)
Had 10+ blocks in a game	9, Robyn Irwin vs. SMSU, 12-19-88 (school record)
Had 5 or more steals in a game	5, Alexis Tolefree at Abilene Christian (12-8-18)
Had a double-double	Kiara Williams (14/17) at No. 17 Kentucky, 2-17-19
Had a double-double in two cons games	2017-18: Devin Cosper (25/14)
Had two players record a double-double	Charlotte and (11/11) Tulsa
Had seven double-doubles in a season	Malica Monk (10 pts/10 reb.), Grambling State, 12-28-17
Had 10+ double-doubles in a season	Devin Cosper, 2017-18
Had a triple-double	14 pts, 13 reb, 12 asts, C'eira Ricketts vs. Auburn (1-18-09)

MORE ABOUT MIKE

Hometown: Greenwood, Ark. (Greenwood HS)
Family: Daughter Abby; Son Alec
Alma Mater: Arkansas, 1993

NEIGHBORS BY THE NUMBERS

- 133 Wins (133-73, 6 seasons)
- 11 Players drafted in the WNBA
- 10 Signed McDonalds' All-Americans
- 5 Years as a head coach
- 4 Postseason appearances
- 1 Final Four appearance



LEARN MORE

Sign up for Mike Neighbors' newsletter and listen to his podcasts at CoachNeighbors.com

NABES FAVES

TOP 10 MOVIES

1. A Few Good Men
2. The Hunt For Red October
3. The Silence Of The Lambs
4. Hoosiers
5. Pretty Woman
6. Moneyball
7. Top Gun
8. JFK
9. The Lion King
10. Purple Rain

See the entire list here: <http://imdb.to/2royaEO>

TOP 10 SONGS

1. Sweet Child O' Mine (Guns N' Roses)
2. You Shook Me All Night Long (AC/DC)
3. Man In The Mirror (Michael Jackson)
4. Amarillo By Morning (George Strait)
5. Jessie's Girl (Rick Springfield)
6. Hysteria (Def Leppard)
7. Fishin' In The Dark (Nitty Gritty Dirt Band)
8. The Ballad of Curtis Loew (Lynyrd Skynyrd)
9. Wanted Dead Or Alive (Bon Jovi)
10. Let's Go Crazy (Prince)

TOP 10 TV SHOWS

1. West Wing (first three seasons)
2. The Wire
3. Breaking Bad
4. Seinfeld
5. The Newsroom
6. Prison Break
7. Arrested Development
8. Game of Thrones
9. The Sopranos
10. The Goldbergs

Entire list: <http://www.imdb.com/list/ls009377912/>



MIKE NEIGHBORS

THE MOST INTERESTING COACH IN COLLEGE BASKETBALL

Second Season | Career Record: 133-73 (6) | Arkansas Record: 35-32 (2)

ROOKIE NOD TO NAISMITH NOMINEE

In four short years Mike Neighbors went from a Spalding Maggie Dixon Division I Rookie Coach of the Year nominee in 2014, to a Naismith Women's College Coach of the Year national semifinalist in 2017.

Neighbors guided UW to an historic campaign in 2016-17 leading the Huskies to 27 wins, it's second most in program history, and he was just one shy of the all-time a school record set in 1990 (28).

Picked to place third in the Pac-12 in the preseason poll, UW tied for second in the league with a 15-3 record, it's best conference finish since 2003. The Huskies' 15 conference wins tied for third most in program history. Washington, who entered conference play with the program-best 12 non-conference wins, clinched its first-ever bye in the first round of the Pac-12 Tournament. Washington put together an 11-game win streak and a six-game win streak in Pac-12 play in 2016-17.

TIMELINE

- Bentonville HS Head Coach 1994-98
- Cabot HS Head Coach 1998-99
- Arkansas Director of Ops 1999-01
- Tulsa Univ. Assistant Coach 2001-05
- Univ. of Colorado Assistant Coach 2005-06
- Univ. of Arkansas Assistant Coach 2006-07
- Xavier Assistant Coach 2007-2011
- Univ. of Washington Assistant Coach 2011-13
- Univ. of Washington Head Coach 2013-17
- Univ. of Arkansas Head Coach 2017-present

COACHING AT MY ALMA MATER

- Mike Neighbors Arkansas, 1993
- Holly Warlick Tennessee, 1981

A couple of other coaches have SEC ties. Joni Taylor is the head coach at Georgia and a 2002 graduate of Alabama. Matthew Mitchell is a 1995 graduate of Mississippi State and is the head coach at Kentucky. Nikki Fargas graduated from Tennessee in 1994 and is the head coach at LSU. Vic Schaefer is the head coach at Mississippi State and a 1984 graduate of Texas A&M.

COACHING HISTORY

University of Washington

Year	Overall	Pac-12	Finish
2013-14	20-14 (.588)	10-8 (.556)	6
2014-15	23-10 (.697)	11-7 (.611)	5
2015-16	26-11 (.703)	11-7 (.611)	5
2016-17	29-6 (.829)	15-3 (.833)	T-2
UW	98-41 (.705)	47-25 (.662)	

University of Arkansas

Year	Overall	SEC	Finish
2017-18	13-18 (.419)	3-13 (.188)	T-11
2018-19	22-14 (.611)	6-10 (.375)	10
Ark	35-32 (.522)	9-23 (.281)	
Totals	133-73 (.645)	56-48 (.533)	6 yrs

PLAYER DEVELOPMENT

YEAR	UNIVERSITY	PLAYER	ROUND	OVERALL	TEAM NOTE
2017	Washington	Kelsey Plum	1	1	San Antonio Spurs ! @
	Washington	Chantel Osahor	2	21	Chicago Sky ! @
2016	Washington	Talia Walton	3	29	Los Angeles Sparks ! @
2011	Xavier	Amber Harris	1	4	Minnesota Lynx #
	Xavier	Ta'Shia Phillips	1	8	Atlanta Dream #
	TAMU/UAFS	Tanisha Smith	2	22	Seattle Storm #
	Colorado	Brittany Spears	2	19	Phoenix Mercury *
2009	Arkansas	Shameka Christon	1	5	New York Liberty #
2008	Arkansas	Lauren Ervin	3	37	Connecticut Sun #
2006	Tulsa	Megan Moody	-	-	Houston Comets
					Free Agent #
2003	Tulsa	Allison Curtin	1	12	Houston Comets ! #
	Arkansas	Dana Cherry	2	23	Traded to Detroit Shock Charlotte Sting

*-Recruited but did not coach
!-At the school when player was drafted
@-Worked with player as a head coach
#-Worked with player as an assistant coach
S-Worked with player as other (GA, etc)

COACHING DEVELOPMENT

Coach	w/Nabes	Now
Fred Castro	'14, '15, '16	HC Eastern Michigan
Adia Barnes	'14, '15	HC Arizona
Adam Call	'14	AC Eastern Michigan
Morgan Valley	'16	AC Arizona
Todd Schaefer	'16	AC Arkansas
Jasmine Lister	'16	AC DePaul

THE MOST INTERESTING MAN IN COLLEGE BASKETBALL

→ Grew up with a "Big Touk": Coach is lactose intolerant and often had Coke in his bottle.

→ Blueberry Please: When he got old enough to make his own breakfast, Pop Tarts were a regular. He liked the chocolate ones as a kid but prefers frosted blueberry now.

→ Movies: His expansive movie collection includes digital, disk and VHS copies. Did you know he used to work at BlockBuster?

→ Lunch Boxes: Coach collects tin lunch boxes and has them displayed in his home. His first lunch box had KISS on it. He got it in second grade.

→ Athens City Champion: Coach stumbled upon a dart tournament while on a trip to Athens, Georgia. He joined in and was one of the two-man winning team.

→ Lunchboxes are just one of the many things Coach collects. Ask him about shoes, music, movies, guitars, figurines - just about anything!



IT'S BIGGER THAN THE GAME

Mike Neighbors continued his support of breast cancer awareness this year serving as a Koman Ozarks Big Wig. He headlined a team tasked to raise both money and awareness for and of breast cancer.

Former Razorback India Lewis (1999-2003) lost her battle with breast cancer in August 2018. She was just 36 years old.



NEIGHBORS VERSUS ...	W	L	T	Oklahoma	1	2	Tennessee	1	1
Abilene Christian	2	0		Grand Canyon	1	0	Tennessee State	1	0
Alabama	2	1		Hartford	1	0	Tennessee Tech	1	0
Alabama-Birmingham	-	-		Hawai'i	1	0	Texas A&M	2	4
Arizona State	2	6		Houston	2	0	Texas Tech	1	0
Arizona	6	0		Idaho	1	0	Tulsa	2	0
Auburn	1	1		Iowa State	0	1	UAB	1	0
Boise State	1	0		Jackson State	1	0	UC Irvine	1	0
BYU	1	0		Kansas	0	1	UC Riverside	2	0
California	4	3		Kentucky	1	3	UCLA	4	2
Charlotte	1	0		Louisiana-Monroe	1	0	USC	6	0
Colorado State	1	0		LSU	0	2	Utah	7	3
Colorado	9	0		Maryland	1	0	UT-Arlington	2	0
CSUN	1	0		Miami	0	1	UTEP	0	2
DePaul	0	1		Mississippi State	0	4	Vanderbilt	2	1
Eastern Washington	1	0		Missouri	1	4	Washington State	5	3
Florida State	1	0		Montana State	2	0	Weber State	1	0
Florida	1	1		Nebraska	1	1	Wisconsin	2	0
Fresno State	2	0		New Mexico State	1	0	Yale	1	0
Furman	1	0		Northwestern State	1	0	TOTALS	133	73
Georgia	1	3		Notre Dame	0	1			
				Oklahoma	1	2			
				Ole Miss	3	0			
				Oral Roberts	2	0			
				Oregon State	1	6			
				Oregon	5	3			
				Pennsylvania	1	0			
				Pittsburgh	1	1			
				Portland	3	1			
				Prairie View A&M	1	0			
				Saint Mary's	0	1			
				Sam Houston State	1	0			
				Samford	1	0			
				San Diego State	2	0			
				San Diego	1	0			
				Santa Clara	1	0			
				Savannah State	1	0			
				Seattle	4	0			
				South Carolina	1	2			
				South Dakota	2	0			
				Stanford	3	5			
				Syracuse	0	2			

Mike Neighbors
@coachneighbors

Replying to @RazorbackWBB
While we will be fighting for all, #21 India Lewis, will never be forgotten by the Razorbacks.

8:20am · 5 Sep 2018 · Twitter for iPhone



@RazorbackWBB STATISTICS
AR Combined Team Statistics (as of Mar 24, 2019)
All games

Overall record: 22-14 Conf: 6-10 Home: 11-6 Away: 6-6 Neutral: 5-2

#	Player	gp-gs	min	Total			3-Point		F-Throw		Rebounds															
				avg	fg-fga	fg%	3fg-fga	3fg%	ft-fga	ft%	off	def	tot	avg	pf	dq	a	to	blk	stl	pts	avg				
33	DUNGEE, Chelsea	36-36	1189	33.0	225-557	.404	63-184	.342	224-269	.833	24	135	159	4.4	91	1	55	84	14	46	737	20.5				
03	MONK, Malica	36-36	1044	29.0	166-418	.397	40-116	.345	79-117	.675	19	63	82	2.3	81	0	115	62	6	50	451	12.5				
02	TOLEFREE, Alexis	36-35	866	24.1	123-380	.324	76-263	.289	47-60	.783	15	96	111	3.1	59	0	36	46	13	50	369	10.3				
14	MASON, Jailyn	36-35	1072	29.8	108-268	.403	45-123	.366	16-21	.762	18	112	130	3.6	67	0	67	51	13	39	277	7.7				
10	WILLIAMS, Kiara	36-36	761	21.1	100-168	.595	0-0	.000	42-72	.583	102	135	237	6.6	87	1	19	32	52	39	242	6.7				
00	GAULDEN, A'Tyanna	29-0	386	13.3	58-147	.395	2-10	.200	29-37	.784	11	28	39	1.3	26	0	74	45	2	15	147	5.1				
24	THOMAS, Taylah	36-0	621	17.3	51-100	.510	0-0	.000	29-48	.604	65	115	180	5.0	67	2	5	26	11	21	131	3.6				
22	ZIMMERMAN, Bailey	36-1	631	17.5	39-132	.295	21-83	.253	31-47	.660	51	78	129	3.6	41	0	14	24	17	18	130	3.6				
01	NORTHCROSS-BAKE	34-1	399	11.7	40-116	.345	29-93	.312	1-3	.333	6	33	39	1.1	37	0	14	15	1	21	110	3.2				
13	SPANGLER, Grayce	13-0	37	2.8	7-18	.389	7-14	.500	0-4	.000	3	0	3	0.2	9	0	0	3	1	1	21	1.6				
30	WEAVER, Macy	12-0	49	4.1	5-10	.500	0-0	.000	5-8	.625	9	11	20	1.7	8	0	1	3	9	2	15	1.3				
52	DOUMBIA, Rokia	22-0	133	6.0	9-32	.281	2-13	.154	4-7	.571	9	15	24	1.1	22	1	10	20	2	4	24	1.1				
20	STOUT, Sydney	15-0	37	2.5	1-2	.500	1-2	.500	1-2	.500	2	6	8	0.5	2	0	2	0	0	0	4	0.3				
Team																										
Total.....		36	7225	932-2348		.397	286-901	.317	508-695	.731	414	909	1323	36.8	599	5	412	415	141	306	2658	73.8				
Opponents.....		36	7223	940-2269		.414	191-655	.292	431-628	.686	481	1078	1559	43.3	657	15	502	609	132	199	2502	69.5				

TEAM STATISTICS	AR	OPP	Date	Opponent	Score	Att.			
SCORING	2658	2502	11/09/18	NORTHWESTERN STATE	w 98-53	5497			
Points per game	73.8	69.5	11/14/18	at UT Arlington	w 66-65	1081			
Scoring margin	+4.3	-	11/18/18	NO. 22 ARIZONA STATE	L 85-88	1519			
FIELD GOALS-ATT	932-2348	940-2269	! 11/23/18	vs Tennessee State	w 79-55	750			
Field goal pct	.397	.414	! 11/24/18	vs Pittsburgh	L 54-61	225			
3 POINT FG-ATT	286-901	191-655	! 11/25/18	vs Wisconsin	w 69-68	450			
3-point FG pct	.317	.292	11/28/18	ORAL ROBERTS	w 74-61	1119			
3-pt FG made per game	7.9	5.3	# 12/02/18	at No. 22/23 Iowa State	L 82-91	10097			
FREE THROWS-ATT	508-695	431-628	12/04/18	TENNESSEE TECH	w 65-42	915			
Free throw pct	.731	.686	12/08/18	at Abilene Christian	w 80-68	1288			
F-Throws made per game	14.1	12.0	12/16/18	PRAIRIE VIEW A&M	w 71-44	1892			
REBOUNDS	1323	1559	12/18/18	NEBRASKA	w 84-80	1335			
Rebounds per game	36.8	43.3	12/20/18	at Tulsa	w 61-59	1222			
Rebounding margin	-6.6	-	12/30/18	JACKSON STATE	w 76-57	2270			
ASSISTS	412	502	* 01/03/19	MISSISSIPPI STATE	L 69-93	2263			
Assists per game	11.4	13.9	* 01/06/19	at Ole Miss	w 85-55	1642			
TURNOVERS	415	609	* 01/10/19	at Mizzou	L 53-71	4216			
Turnovers per game	11.5	16.9	* 01/13/19	VANDERBILT	w 83-62	1553			
Turnover margin	+5.4	-	* 01/21/19	at Tennessee	w 80-79	7259			
Assist/turnover ratio	1.0	0.8	* 01/24/19	ALABAMA	w 72-61	1375			
STEALS	306	199	* 01/27/19	at Florida	w 83-73	2009			
Steals per game	8.5	5.5	* 01/31/19	GEORGIA	L 72-80	1116			
BLOCKS	141	132	* 02/03/19	SOUTH CAROLINA	L 79-87	1637			
Blocks per game	3.9	3.7	* 02/07/19	at LSU	L 34-71	1599			
ATTENDANCE	36182	64830	* 02/10/19	AU	L 72-75	2455			
Home games-Avg/Game	17-2128	12-3585	* 02/17/19	at No. 17 Kentucky	L 59-61	5680			
Neutral site-Avg/Game	-	7-3116	* 02/21/19	at Georgia	L 83-93	3317			
Score by Periods	1st	2nd	3rd	4th	OT	Totals			
AR	608	615	724	696	15	2658			
Opponents	610	575	664	646	7	2502			
						* 02/24/19	OLE MISS	w 73-61	2455
						* 02/28/19	MISSOURI	L 67-73	1153
						* 03/03/19	at Texas A&M	L 53-66	3609
						+ 03/07/19	vs Georgia	w 86-76	3089
						+ 03/08/19	vs South Carolina	w 95-89	5709
						+ 03/09/19	vs Texas A&M	w 58-51	5817
						+ 03/10/19	vs Mississippi State	L 70-101	5771
						\$ 03/21/19	HOUSTON	Wot 88-80	3689
						\$ 03/24/19	UAB	w 100-52	3939

!-Challenge in Music City (Nashville, Tenn.)
 #- Big 12/SEC Challenge (Ames, Iowa)
 +-SEC Tournament (Greenville, S.C.)
 \$-WNIT (Fayetteville, Ark.)
 * = Conference game



@RazorbackWBB STATISTICS AR Combined Team Statistics (as of Mar 03, 2019) Conference games only



RECORD:	OVERALL	HOME	AWAY	NEUTRAL
ALL GAMES	6-10	3-5	3-5	0-0
CONFERENCE	6-10	3-5	3-5	0-0
NON-CONFERENCE	0-0	0-0	0-0	0-0

#	Player	gp-gs	min	avg	Total		3-Point		F-Throw		Rebounds				pf	dq	a	to	blk	stl	pts	avg
					fg-aga	fg%	3fg-aga	3fg%	ft-fta	ft%	off	def	tot	avg								
33	DUNGEE, Chelsea	16-16	557	34.8	105-263	.399	32-89	.360	104-121	.860	12	59	71	4.4	46	0	27	36	10	20	346	21.6
03	MONK, Malica	16-16	505	31.6	79-203	.389	18-60	.300	36-45	.800	7	30	37	2.3	33	0	64	27	4	20	212	13.3
02	TOLEFREE, Alexis	16-16	344	21.5	40-139	.288	27-101	.267	12-16	.750	5	35	40	2.5	27	0	8	16	3	15	119	7.4
14	MASON, Jailyn	16-16	492	30.8	45-120	.375	15-56	.268	5-6	.833	5	57	62	3.9	32	0	30	24	5	18	110	6.9
10	WILLIAMS, Kiara	16-16	333	20.8	41-67	.612	0-0	.000	13-28	.464	37	42	79	4.9	42	1	9	12	19	11	95	5.9
00	GAULDEN, A'Tyanna	9-0	108	12.0	21-50	.420	2-6	.333	5-6	.833	3	6	9	1.0	8	0	20	9	0	6	49	5.4
01	NORTHCROSS-BAKE	16-0	220	13.8	25-68	.368	20-56	.357	0-0	.000	2	19	21	1.3	24	0	5	9	1	10	70	4.4
24	THOMAS, Taylah	16-0	289	18.1	23-44	.523	0-0	.000	10-11	.909	29	50	79	4.9	31	1	3	15	6	9	56	3.5
22	ZIMMERMAN, Bailey	16-0	274	17.1	13-50	.260	6-28	.214	13-19	.684	18	28	46	2.9	17	0	8	12	6	11	45	2.8
30	WEAVER, Macy	6-0	14	2.3	2-4	.500	0-0	.000	2-3	.667	3	3	6	1.0	0	0	0	2	0	0	6	1.0
13	SPANGLER, Grayce	6-0	10	1.7	2-5	.400	2-3	.667	0-0	.000	0	0	0	0.0	5	0	0	3	1	1	6	1.0
52	DOUMBIA, Rokia	10-0	43	4.3	1-10	.100	1-5	.200	0-2	.000	5	6	11	1.1	8	1	1	9	0	1	3	0.3
20	STOUT, Sydney	7-0	11	1.6	0-0	.000	0-0	.000	0-0	.000	0	1	1	0.1	1	0	1	0	0	0	0	0.0
Team											33	41	74		2		1					
Total.....		16	3200		397-1023	.388	123-404	.304	200-257	.778	159	377	536	33.5	276	3	176	175	55	122	1117	69.8
Opponents.....		16	3200		432-1001	.432	78-270	.289	219-304	.720	217	491	708	44.2	260	5	221	251	58	92	1161	72.6

TEAM STATISTICS	AR	OPP	Date	Opponent	Score	Att.
SCORING	1117	1161	* 01/03/19	#7/6 MISS STATE	L 69-93	2263
Points per game	69.8	72.6	* 01/06/19	at Ole Miss	w 85-55	1642
Scoring margin	-2.7	-	* 01/10/19	at Mizzou	L 53-71	4216
FIELD GOALS-ATT	397-1023	432-1001	* 01/13/19	VANDERBILT	w 83-62	1553
Field goal pct	.388	.432	* 01/21/19	at Tennessee	w 80-79	7259
3 POINT FG-ATT	123-404	78-270	* 01/24/19	ALABAMA	w 72-61	1375
3-point FG pct	.304	.289	* 01/27/19	at Florida	w 83-73	2009
3-pt FG made per game	7.7	4.9	* 01/31/19	GEORGIA	L 72-80	1116
FREE THROWS-ATT	200-257	219-304	* 02/03/19	#16 SOUTH CAROLINA	L 79-87	1637
Free throw pct	.778	.720	* 02/07/19	at LSU	L 34-71	1599
F-Throws made per game	12.5	13.7	* 02/10/19	AU	L 72-75	2455
REBOUNDS	536	708	* 02/17/19	at No. 17 Kentucky	L 59-61	5680
Rebounds per game	33.5	44.2	* 2/21/19	at Georgia	L 83-93	3317
Rebounding margin	-10.7	-	* 02/24/19	OLE MISS	w 73-61	2455
ASSISTS	176	221	* 02/28/19	MISSOURI	L 67-73	1153
Assists per game	11.0	13.8	* 03/03/19	at No. 19 Texas A&M	L 53-66	3609
TURNOVERS	175	251				
Turnovers per game	10.9	15.7				
Turnover margin	+4.8	-		I-Challenge in Music City (Nashville, Tenn.)		
Assist/turnover ratio	1.0	0.9		#- Big 12/SEC Challenge (Ames, Iowa)		
STEALS	122	92		+ -SEC Tournament (Greenville, S.C.)		
Steals per game	7.6	5.8		* = Conference game		
BLOCKS	55	58				
Blocks per game	3.4	3.6				
ATTENDANCE	14007	29331				
Home games-Avg/Game	8-1751	8-3666				
Neutral site-Avg/Game	-	0-0				

Score by Periods	1st	2nd	3rd	4th	Totals
AR	245	265	299	308	1117
Opponents	274	268	291	328	1161

TEAM GAME BY GAME HIGHS

Opponent	Date	Score	WL	POINTS	REBOUNDS	ASSISTS	STEALS	BLOCKED SHOTS
NORTHWESTERN STATE	11/09/18	98-53	W	19-TOLEFREE, Alexis	9-THOMAS, Taylah WILLIAMS, Kiara	4-MONK, Malica MASON, Jailyln	3-THOMAS, Taylah	1-ZIMMERMAN, Bailey WILLIAMS, Kiara MASON, Jailyln
at UT Arlington	11/14/18	66-65	W	18-TOLEFREE, Alexis MONK, Malica	9-THOMAS, Taylah	3-MONK, Malica	3-MASON, Jailyln TOLEFREE, Alexis	1-DUNGEE, Chelsea ZIMMERMAN, Bailey WILLIAMS, Kiara TOLEFREE, Alexis
NO. 22 ARIZONA STATE	11/18/18	85-88	L	22-TOLEFREE, Alexis	9-WILLIAMS, Kiara	3-MASON, Jailyln	3-WILLIAMS, Kiara	None
vs Tennessee State	11/23/18	79-55	W	16-DUNGEE, Chelsea	11-WILLIAMS, Kiara	4-MONK, Malica	3-MONK, Malica	3-ZIMMERMAN, Bailey
vs Pittsburgh	11/24/18	54-61	L	12-TOLEFREE, Alexis	11-ZIMMERMAN, Bailey	5-TOLEFREE, Alexis	4-TOLEFREE, Alexis	2-DUNGEE, Chelsea
vs Wisconsin	11/25/18	69-68	W	20-DUNGEE, Chelsea	12-THOMAS, Taylah	4-GAULDEN, A'Tyanna	3-DUNGEE, Chelsea WILLIAMS, Kiara	None
ORAL ROBERTS	11/28/18	74-61	W	21-DUNGEE, Chelsea	11-WILLIAMS, Kiara	3-MONK, Malica	2-TOLEFREE, Alexis	3-WILLIAMS, Kiara
at No. 22/23 Iowa State	12/02/18	82-91	L	27-DUNGEE, Chelsea	6-WILLIAMS, Kiara	3-GAULDEN, A'Tyanna	2-WILLIAMS, Kiara	1-GAULDEN, A'Tyanna WILLIAMS, Kiara
TENNESSEE TECH	12/04/18	65-42	W	28-DUNGEE, Chelsea	9-WILLIAMS, Kiara	3-GAULDEN, A'Tyanna MASON, Jailyln	3-MASON, Jailyln	5-WILLIAMS, Kiara
at Abilene Christian	12/08/18	80-68	W	21-TOLEFREE, Alexis	11-WILLIAMS, Kiara	5-MASON, Jailyln	5-TOLEFREE, Alexis	1-WILLIAMS, Kiara TOLEFREE, Alexis MASON, Jailyln ZIMMERMAN, Bailey
PRAIRIE VIEW A&M	12/16/18	71-44	W	11-THOMAS, Taylah	11-ZIMMERMAN, Bailey	3-GAULDEN, A'Tyanna DOUMBIA, Rokia	2-WILLIAMS, Kiara	3-WILLIAMS, Kiara
NEBRASKA	12/18/18	84-80	W	23-DUNGEE, Chelsea	9-WILLIAMS, Kiara	4-MONK, Malica MASON, Jailyln	3-WILLIAMS, Kiara	1-TOLEFREE, Alexis ZIMMERMAN, Bailey WILLIAMS, Kiara
at Tulsa	12/20/18	61-59	W	23-DUNGEE, Chelsea	10-WILLIAMS, Kiara	3-MASON, Jailyln	3-DUNGEE, Chelsea TOLEFREE, Alexis MONK, Malica	1-THOMAS, Taylah TOLEFREE, Alexis GAULDEN, A'Tyanna MASON, Jailyln
JACKSON STATE	12/30/18	76-57	W	17-TOLEFREE, Alexis	8-WILLIAMS, Kiara	4-GAULDEN, A'Tyanna	7-DUNGEE, Chelsea	3-WILLIAMS, Kiara
#7/6 MISS STATE	01/03/19	69-93	L	25-DUNGEE, Chelsea	9-THOMAS, Taylah	4-MONK, Malica GAULDEN, A'Tyanna	3-TOLEFREE, Alexis	4-DUNGEE, Chelsea
at Ole Miss	01/06/19	85-55	W	17-DUNGEE, Chelsea	10-WILLIAMS, Kiara	5-MONK, Malica	5-WILLIAMS, Kiara	1-THOMAS, Taylah
at Mizzou	01/10/19	53-71	L	15-DUNGEE, Chelsea	6-THOMAS, Taylah DUNGEE, Chelsea	4-MONK, Malica	2-DUNGEE, Chelsea MONK, Malica	1-MONK, Malica MASON, Jailyln
VANDERBILT	01/13/19	83-62	W	16-NORTHCROSS-BAKER, Ra	7-ZIMMERMAN, Bailey DOUMBIA, Rokia	9-MONK, Malica	3-NORTHCROSS-BAKER, Ra	1-SPANGLER, Grayce DUNGEE, Chelsea MASON, Jailyln
at Tennessee	01/21/19	80-79	W	23-MONK, Malica	7-THOMAS, Taylah	5-MASON, Jailyln	4-ZIMMERMAN, Bailey	1-WILLIAMS, Kiara ZIMMERMAN, Bailey
ALABAMA	01/24/19	72-61	W	16-MONK, Malica	9-MASON, Jailyln	4-MONK, Malica MASON, Jailyln	2-TOLEFREE, Alexis MONK, Malica MASON, Jailyln	1-WILLIAMS, Kiara MONK, Malica
at Florida	01/27/19	83-73	W	25-MONK, Malica DUNGEE, Chelsea	6-THOMAS, Taylah	4-MONK, Malica	2-MONK, Malica DUNGEE, Chelsea	2-WILLIAMS, Kiara
GEORGIA	01/31/19	72-80	L	28-DUNGEE, Chelsea	6-MASON, Jailyln THOMAS, Taylah	6-MONK, Malica	4-MONK, Malica	2-DUNGEE, Chelsea
#16 SOUTH CAROLINA	02/03/19	79-87	L	32-DUNGEE, Chelsea	7-MASON, Jailyln	3-MONK, Malica DUNGEE, Chelsea	2-MASON, Jailyln TOLEFREE, Alexis	3-ZIMMERMAN, Bailey
at LSU	02/07/19	34-71	L	14-DUNGEE, Chelsea	6-THOMAS, Taylah	1-NORTHCROSS-BAKER, Ra STOUT, Sydney	2-MASON, Jailyln WILLIAMS, Kiara	1-WILLIAMS, Kiara
AU	02/10/19	72-75	L	41-DUNGEE, Chelsea	5-MONK, Malica DUNGEE, Chelsea NORTHCROSS-BAKER, Ra	4-MONK, Malica	2-MASON, Jailyln	1-THOMAS, Taylah
at No. 17 Kentucky	02/17/19	59-61	L	20-DUNGEE, Chelsea	17-WILLIAMS, Kiara	6-MONK, Malica	2-DUNGEE, Chelsea	7-WILLIAMS, Kiara
at Georgia	2/21/19	83-93	L	18-DUNGEE, Chelsea	7-WILLIAMS, Kiara	3-MONK, Malica GAULDEN, A'Tyanna	2-MASON, Jailyln NORTHCROSS-BAKER, Ra WILLIAMS, Kiara DUNGEE, Chelsea	2-WILLIAMS, Kiara
OLE MISS	02/24/19	73-61	W	33-DUNGEE, Chelsea	5-ZIMMERMAN, Bailey	3-MONK, Malica	2-ZIMMERMAN, Bailey TOLEFREE, Alexis	3-TOLEFREE, Alexis
MISSOURI	02/28/19	67-73	L	25-DUNGEE, Chelsea	7-DUNGEE, Chelsea	5-DUNGEE, Chelsea MONK, Malica	3-MONK, Malica DUNGEE, Chelsea	1-WILLIAMS, Kiara ZIMMERMAN, Bailey DUNGEE, Chelsea
at No. 19 Texas A&M	03/03/19	53-66	L	15-DUNGEE, Chelsea	6-DUNGEE, Chelsea TOLEFREE, Alexis	4-DUNGEE, Chelsea	2-GAULDEN, A'Tyanna	1-THOMAS, Taylah WILLIAMS, Kiara MASON, Jailyln
Georgia	03/07/19	86-76	W	31-DUNGEE, Chelsea	5-WILLIAMS, Kiara TOLEFREE, Alexis	5-MONK, Malica	2-WILLIAMS, Kiara	1-WILLIAMS, Kiara
South Carolina	03/08/18	95-89	W	31-DUNGEE, Chelsea	1-WILLIAMS, Kiara	6-MONK, Malica	3-MONK, Malica	2-TOLEFREE, Alexis WILLIAMS, Kiara
Texas A&M	03/09/19	58-51	W	17-DUNGEE, Chelsea	4-TOLEFREE, Alexis DUNGEE, Chelsea	3-GAULDEN, A'Tyanna DUNGEE, Chelsea	3-TOLEFREE, Alexis	3-WILLIAMS, Kiara
Mississippi State	03/10/19	101-70	L	24-DUNGEE, Chelsea	6-DUNGEE, Chelsea	4-GAULDEN, A'Tyanna DUNGEE, Chelsea	2-TOLEFREE, Alexis NORTHCROSS-BAKER MONK, Malica DUNGEE, Chelsea	1-WILLIAMS, Kiara MASON, Jailyln
Houston	03/21/19	88-80	W (OT)	37-DUNGEE, Chelsea	8-WILLIAMS, Kiara	2-MONK, Malica	4-MASON, Jailyln	5-WILLIAMS, Kiara
UAB	03/24/19	100-52	W	17-TOLEFREE, Alexis	8-TOLEFREE, Alexis	4-GAULDEN, A'Taynna	1-MONK, Malica ZIMMERMAN, Bailey WILLIAMS, Kiara	1-ZIMMERMAN, Bailey WILLIAMS, Kiara THOMAS, Taylah



@RazorbackWBB STATISTICS
AR Category Leaders (as of Mar 25, 2019)
 All games

Points	G	Pts	Pts/G
DUNGEE, Chelsea	36	737	20.5
MONK, Malica	36	451	12.5
TOLEFREE, Alexis	36	369	10.3
MASON, Jailyn	36	277	7.7
WILLIAMS, Kiara	36	242	6.7
GAULDEN, A'Tyanna	29	147	5.1
THOMAS, Taylah	36	131	3.6
ZIMMERMAN, Bailey	36	130	3.6
NORTHCROSS-BAKER, Ra	34	110	3.2
DOUMBIA, Rokia	22	24	1.1
SPANGLER, Grayce	13	21	1.6
WEAVER, Macy	12	15	1.3

Scoring Average	G	Pts	Avg/G
DUNGEE, Chelsea	36	737	20.5
MONK, Malica	36	451	12.5
TOLEFREE, Alexis	36	369	10.3
MASON, Jailyn	36	277	7.7
WILLIAMS, Kiara	36	242	6.7
GAULDEN, A'Tyanna	29	147	5.1
THOMAS, Taylah	36	131	3.6
ZIMMERMAN, Bailey	36	130	3.6
NORTHCROSS-BAKER, Ra	34	110	3.2
SPANGLER, Grayce	13	21	1.6
WEAVER, Macy	12	15	1.3
DOUMBIA, Rokia	22	24	1.1

FG Percentage	FG	Att	Pct
WILLIAMS, Kiara	100	168	.595
THOMAS, Taylah	51	100	.510
WEAVER, Macy	5	10	.500
STOUT, Sydney	1	2	.500
DUNGEE, Chelsea	225	557	.404
MASON, Jailyn	108	268	.403
MONK, Malica	166	418	.397
GAULDEN, A'Tyanna	58	147	.395
SPANGLER, Grayce	7	18	.389
NORTHCROSS-BAKER, Ra	40	116	.345
TOLEFREE, Alexis	123	380	.324
ZIMMERMAN, Bailey	39	132	.295

Field Goal Attempts	G	Att	Att/G
DUNGEE, Chelsea	36	557	15.5
MONK, Malica	36	418	11.6
TOLEFREE, Alexis	36	380	10.6
MASON, Jailyn	36	268	7.4
WILLIAMS, Kiara	36	168	4.7

Field Goals Made	G	Made	Made/G
DUNGEE, Chelsea	36	225	6.3
MONK, Malica	36	166	4.6
TOLEFREE, Alexis	36	123	3.4
MASON, Jailyn	36	108	3.0
WILLIAMS, Kiara	36	100	2.8

3-Point Percentage	3FG	Att	Pct
SPANGLER, Grayce	7	14	.500
STOUT, Sydney	1	2	.500
MASON, Jailyn	45	123	.366
MONK, Malica	40	116	.345
DUNGEE, Chelsea	63	184	.342
NORTHCROSS-BAKER, Ra	29	93	.312
TOLEFREE, Alexis	76	263	.289
ZIMMERMAN, Bailey	21	83	.253
GAULDEN, A'Tyanna	2	10	.200
DOUMBIA, Rokia	2	13	.154

3-Point FG Attempts	G	Att	Att/G
TOLEFREE, Alexis	36	263	7.3
DUNGEE, Chelsea	36	184	5.1
MASON, Jailyn	36	123	3.4
MONK, Malica	36	116	3.2
NORTHCROSS-BAKER, Ra	34	93	2.7

3-Point FG Made	G	Made	Made/G
TOLEFREE, Alexis	36	76	2.1
DUNGEE, Chelsea	36	63	1.8
MASON, Jailyn	36	45	1.3
MONK, Malica	36	40	1.1
NORTHCROSS-BAKER, Ra	34	29	0.9

Free Throw Percent	FG	Att	Pct
DUNGEE, Chelsea	224	269	.833
GAULDEN, A'Tyanna	29	37	.784
TOLEFREE, Alexis	47	60	.783
MASON, Jailyn	16	21	.762
MONK, Malica	79	117	.675
ZIMMERMAN, Bailey	31	47	.660
WEAVER, Macy	5	8	.625
THOMAS, Taylah	29	48	.604
WILLIAMS, Kiara	42	72	.583
DOUMBIA, Rokia	4	7	.571
STOUT, Sydney	1	2	.500
NORTHCROSS-BAKER, Ra	1	3	.333

Free Throw Attempts	G	Att	Att/G
DUNGEE, Chelsea	36	269	7.5
MONK, Malica	36	117	3.3
WILLIAMS, Kiara	36	72	2.0
TOLEFREE, Alexis	36	60	1.7
THOMAS, Taylah	36	48	1.3

Free Throws Made	G	Made	Made/G
DUNGEE, Chelsea	36	224	6.2
MONK, Malica	36	79	2.2
TOLEFREE, Alexis	36	47	1.3
WILLIAMS, Kiara	36	42	1.2
ZIMMERMAN, Bailey	36	31	0.9



@RazorbackWBB STATISTICS
AR Category Leaders (as of Mar 25, 2019)
All games

Rebounds	G	Reb	Reb/G
WILLIAMS, Kiara	36	237	6.6
THOMAS, Taylah	36	180	5.0
DUNGEE, Chelsea	36	159	4.4
MASON, Jailyn	36	130	3.6
ZIMMERMAN, Bailey	36	129	3.6

Assists	G	No.	Ast/G
MONK, Malica	36	115	3.2
GAULDEN, A'Tyanna	29	74	2.6
MASON, Jailyn	36	67	1.9
DUNGEE, Chelsea	36	55	1.5
TOLEFREE, Alexis	36	36	1.0

Rebound Average	G	Reb	Avg/G
WILLIAMS, Kiara	36	237	6.6
THOMAS, Taylah	36	180	5.0
DUNGEE, Chelsea	36	159	4.4
MASON, Jailyn	36	130	3.6
ZIMMERMAN, Bailey	36	129	3.6

Steals	G	No.	Stl/G
MONK, Malica	36	50	1.4
TOLEFREE, Alexis	36	50	1.4
DUNGEE, Chelsea	36	46	1.3
MASON, Jailyn	36	39	1.1
WILLIAMS, Kiara	36	39	1.1

Offensive Rebounds	G	No.	Avg/G
WILLIAMS, Kiara	36	102	2.8
THOMAS, Taylah	36	65	1.8
ZIMMERMAN, Bailey	36	51	1.4
DUNGEE, Chelsea	36	24	0.7
MONK, Malica	36	19	0.5

Blocked Shots	G	No.	Blk/G
WILLIAMS, Kiara	36	52	1.4
ZIMMERMAN, Bailey	36	17	0.5
DUNGEE, Chelsea	36	14	0.4
MASON, Jailyn	36	13	0.4
TOLEFREE, Alexis	36	13	0.4

Defensive Rebounds	G	No.	Avg/G
DUNGEE, Chelsea	36	135	3.8
WILLIAMS, Kiara	36	135	3.8
THOMAS, Taylah	36	115	3.2
MASON, Jailyn	36	112	3.1
TOLEFREE, Alexis	36	96	2.7

Minutes	G	No.	Min/G
DUNGEE, Chelsea	36	1189	33.0
MASON, Jailyn	36	1072	29.8
MONK, Malica	36	1044	29.0
TOLEFREE, Alexis	36	866	24.1
WILLIAMS, Kiara	36	761	21.1

Fouls	G	No.	Per/G
DUNGEE, Chelsea	36	91	2.5
WILLIAMS, Kiara	36	87	2.4
MONK, Malica	36	81	2.3
MASON, Jailyn	36	67	1.9
THOMAS, Taylah	36	67	1.9

Turnovers	G	No.	TO/G
DUNGEE, Chelsea	36	84	2.3
MONK, Malica	36	62	1.7
MASON, Jailyn	36	51	1.4
TOLEFREE, Alexis	36	46	1.3
GAULDEN, A'Tyanna	29	45	1.6

Foulsouts	G	No.
THOMAS, Taylah	36	2
WILLIAMS, Kiara	36	1
DUNGEE, Chelsea	36	1
DOUMBIA, Rokia	22	1



@RazorbackWBB STATISTICS
AR Team Game-by-Game Comparison (as of Mar 24, 2019)
All games



Opponent	1st	2nd	Score	Mar	Total FG	FG Pct	3-Pointers	3FG Pct	Free Throws	FT Pct	Rebounds	Assist	T/Over	Block	Steal	Fouls
NORTHWESTERN STATE	56/27	42/26	98-53	+45	34-59/19-57	.576/.333	11-23/8-21	.478/.381	19-33/7-12	.576/.583	38/34	18/14	16/30	3/1	11/10	15/27
UT Arlington	36/31	30/34	66-65	+1	26-63/25-72	.413/.347	5-16/7-15	.313/.467	9-18/8-12	.500/.667	42/39	8/18	19/15	4/4	10/12	20/19
NO. 22 ARIZONA STATE	42/46	43/42	85-88	(3)	32-67/31-63	.478/.492	6-19/5-16	.316/.313	15-22/21-33	.682/.636	35/43	9/16	13/17	0/2	6/6	22/21
Tennessee State	37/34	42/21	79-55	+24	23-62/17-63	.371/.270	7-20/4-17	.350/.235	26-38/17-26	.684/.654	41/53	16/11	14/23	8/3	12/8	21/27
Pittsburgh	18/25	36/36	54-61	(7)	19-74/25-52	.257/.481	7-30/2-9	.200/.222	9-17/9-14	.529/.643	40/48	11/17	8/22	3/4	10/4	14/18
Wisconsin	31/33	38/35	69-68	+1	24-65/27-63	.369/.429	5-19/7-28	.263/.250	16-28/7-13	.571/.538	44/43	11/21	10/16	0/6	11/1	17/22
ORAL ROBERTS	38/23	36/38	74-61	+13	23-66/21-61	.348/.344	4-20/5-18	.200/.278	24-29/14-18	.828/.778	45/41	7/8	14/19	7/1	4/8	14/23
No. 22/23 Iowa State	33/37	49/54	82-91	(9)	26-68/34-69	.382/.493	11-27/8-29	.407/.276	19-25/15-19	.760/.789	37/47	13/20	7/11	2/7	6/1	22/19
TENNESSEE TECH	35/20	30/22	65-42	+23	27-74/18-56	.365/.321	7-23/4-16	.304/.250	4-6/2-9	.667/.222	42/42	9/11	9/21	13/5	13/2	12/12
Abilene Christian	42/39	38/29	80-68	+12	28-65/24-54	.431/.444	10-29/5-14	.345/.357	14-20/15-20	.700/.750	33/41	16/14	8/20	4/2	13/4	17/18
PRAIRIE VIEW A&M	26/22	45/22	71-44	+27	25-76/18-72	.329/.250	3-23/2-16	.130/.125	18-26/6-11	.692/.545	64/46	11/7	8/13	8/6	7/4	12/20
NEBRASKA	31/36	53/44	84-80	+4	27-67/28-61	.403/.459	13-37/9-21	.351/.429	17-23/15-23	.739/.652	37/41	16/13	10/15	3/6	8/7	20/24
Tulsa	26/27	35/32	61-59	+2	23-63/23-66	.365/.348	6-25/5-17	.240/.294	9-16/8-13	.563/.615	41/50	7/12	18/23	4/1	12/8	14/17
JACKSON STATE	28/28	48/29	76-57	+19	27-74/24-65	.365/.369	12-37/6-20	.324/.300	10-15/3-8	.667/.375	40/49	15/12	15/28	6/3	17/8	11/17
MISSISSIPPI STATE	33/50	36/43	69-93	(24)	27-72/37-75	.375/.493	3-17/3-9	.176/.333	12-15/16-22	.800/.727	31/57	10/16	10/13	8/6	8/6	13/15
Ole Miss	42/25	43/30	85-55	+30	32-67/21-64	.478/.328	12-30/3-15	.400/.200	9-11/10-13	.818/.769	39/39	18/6	11/15	1/4	10/8	14/20
Mizzou	14/34	39/37	53-71	(18)	19-64/27-54	.297/.500	9-31/2-10	.290/.200	6-7/15-17	.857/.882	28/45	9/13	9/17	2/0	5/4	18/14
VANDERBILT	47/20	36/42	83-62	+21	30-75/18-47	.400/.383	13-35/1-7	.371/.143	10-14/25-32	.714/.781	44/35	17/8	12/23	3/5	8/4	28/12
Tennessee	40/31	40/48	80-79	+1	27-75/30-68	.360/.441	12-32/5-20	.375/.250	14-17/14-18	.824/.778	39/47	12/11	8/16	2/4	10/6	15/17
ALABAMA	33/29	39/32	72-61	+11	27-62/22-61	.435/.361	8-22/10-29	.364/.345	10-13/7-11	.769/.636	36/40	13/16	11/16	2/4	9/1	11/14
Florida	37/35	46/38	83-73	+10	30-63/27-67	.476/.403	5-22/12-37	.227/.324	18-23/7-14	.783/.500	35/43	7/17	8/15	5/0	6/6	15/20
GEORGIA	43/38	29/42	72-80	(8)	24-64/31-62	.375/.500	7-27/7-11	.259/.636	17-18/11-15	.944/.733	28/44	11/19	13/22	5/4	14/8	18/15
SOUTH CAROLINA	39/33	40/54	79-87	(8)	29-74/32-80	.392/.400	7-25/5-20	.280/.250	14-19/18-24	.737/.750	42/54	9/12	9/11	6/6	7/5	20/16
LSU	10/36	24/35	34-71	(37)	13-49/33-61	.266/.541	0-10/1-5	.000/.200	8-18/4-9	.444/.444	26/46	2/16	18/16	1/2	9/8	16/15
AU	24/38	48/37	72-75	(3)	21-57/28-61	.368/.459	9-25/5-17	.360/.294	21-24/14-17	.875/.824	32/37	9/15	12/11	1/5	6/7	17/23
No. 17 Kentucky	33/30	26/31	59-61	(2)	22-55/23-67	.400/.343	4-21/4-18	.190/.222	11-15/11-22	.733/.500	36/45	12/10	13/9	8/4	4/5	16/14
Georgia	38/45	45/48	83-93	(10)	33-72/33-65	.458/.508	7-28/6-17	.250/.353	10-15/21-28	.667/.750	34/42	13/19	14/16	2/5	8/10	23/17
OLE MISS	35/33	38/28	73-61	+12	23-51/23-58	.451/.397	7-21/4-20	.333/.200	20-26/11-17	.769/.647	30/36	10/11	11/16	3/1	4/5	13/20
MISSOURI	16/24	51/49	67-73	(6)	22-64/19-45	.344/.422	11-29/9-24	.379/.375	12-12/26-27	1000/.963	23/45	13/12	4/21	3/2	9/2	23/18
Texas A&M	26/41	27/25	53-66	(13)	18-59/28-66	.305/.424	9-29/1-11	.310/.091	8-10/9-18	.800/.500	33/53	11/20	12/14	3/6	5/7	16/10
Georgia	48/35	38/41	86-76	+10	32-57/33-70	.561/.471	7-16/5-19	.438/.263	15-17/5-11	.882/.455	24/38	13/15	9/12	1/3	6/2	11/15
South Carolina	43/39	52/50	95-89	+6	29-64/31-68	.453/.456	11-22/7-25	.500/.280	26-32/20-26	.813/.769	34/39	11/10	11/11	5/4	6/2	21/21
Texas A&M	21/29	37/22	58-51	+7	20-59/19-49	.339/.388	10-28/2-11	.357/.182	8-10/11-14	.800/.786	32/36	9/8	14/21	4/6	9/4	14/15
Mississippi State	34/54	36/47	70-101	(31)	25-67/40-64	.373/.625	9-28/12-18	.321/.667	11-13/9-11	.846/.818	27/40	11/28	12/13	2/6	9/3	13/16
HOUSTON	36/36	37/37	88-80	+8	28-63/31-76	.444/.408	4-20/7-31	.200/.226	28-34/11-15	.824/.733	39/44	9/13	18/19	6/3	11/9	17/28
UAB	52/22	48/30	100-52	+48	37-72/20-67	.514/.299	15-30/3-24	.500/.125	11-16/9-16	.688/.563	52/37	16/13	7/9	3/1	3/4	16/18

Note: Game totals are displayed in the format TEAM/OPPONENT for each category



@RazorbackWBB STATISTICS
AR Points-Rebounds-Assists (as of Mar 25, 2019)
All games

Opponent	Date	Score		00	01	02	03	10	13	14
				GAULDEN,A'	NORTHCROSS	TOLEFREE,A	MONK,MALIC	WILLIAMS,K	SPANGLER,G	MASON,JAIL
NORTHWESTERN STATE	11/09/18	98-53	w	16-2-3	0-1-2	19-3-0	12-0-4	10-9-1	0-0-0	4-4-4
at UT Arlington	11/14/18	66-65	w	2-3-1	2-3-1	18-4-0	18-8-3	4-6-0	DNP	0-1-2
NO. 22 ARIZONA STATE	11/18/18	85-88	L	9-0-0	0-0-0	22-3-2	13-4-1	8-9-2	DNP	11-4-3
vs Tennessee State	11/23/18	79-55	w	9-2-3	4-0-1	14-3-2	13-2-4	6-11-2	DNP	4-2-2
vs Pittsburgh	11/24/18	54-61	L	2-2-3	0-0-0	12-6-5	5-3-2	5-4-0	DNP	5-1-1
vs Wisconsin	11/25/18	69-68	w	1-0-4	DNP	5-2-1	13-1-3	13-8-0	DNP	12-7-1
ORAL ROBERTS	11/28/18	74-61	w	2-1-1	3-0-0	4-5-1	17-3-3	6-11-0	DNP	12-6-0
at No. 22/23 Iowa State	12/02/18	82-91	L	4-2-3	0-0-0	10-5-2	22-1-0	4-6-1	DNP	10-4-2
TENNESSEE TECH	12/04/18	65-42	w	12-5-3	0-1-0	5-2-0	2-1-1	6-9-0	0-2-0	4-2-3
at Abilene Christian	12/08/18	80-68	w	7-1-4	DNP	21-1-3	18-0-4	12-11-0	DNP	5-5-5
PRAIRIE VIEW A&M	12/16/18	71-44	w	6-4-3	5-2-0	7-4-2	8-6-1	6-10-0	0-1-0	6-1-0
NEBRASKA	12/18/18	84-80	w	0-0-3	3-0-0	13-6-2	16-1-4	10-9-1	0-0-0	11-0-4
at Tulsa	12/20/18	61-59	w	4-2-1	0-0-0	6-4-1	12-1-2	6-10-0	DNP	6-5-3
JACKSON STATE	12/30/18	76-57	w	2-0-4	0-1-3	17-1-1	11-2-2	2-8-0	6-0-0	9-6-2
MISSISSIPPI STATE	01/03/19	69-93	L	6-0-4	0-2-0	11-1-0	6-1-4	4-1-0	DNP	2-1-1
at Ole Miss	01/06/19	85-55	w	4-1-4	6-0-1	4-5-1	16-0-5	13-10-1	0-0-0	16-6-3
at Mizzou	01/10/19	53-71	L	2-1-2	5-0-0	6-3-0	5-1-4	5-5-1	0-0-0	7-1-0
VANDERBILT	01/13/19	83-62	w	4-1-2	16-0-1	9-2-1	15-2-9	11-3-0	6-0-0	5-4-2
at Tennessee	01/21/19	80-79	w	DNP	3-0-0	16-3-1	23-3-3	2-2-1	DNP	7-6-5
ALABAMA	01/24/19	72-61	w	DNP	3-1-0	13-1-0	16-3-4	4-5-1	0-0-0	7-9-4
at Florida	01/27/19	83-73	w	DNP	0-0-0	2-5-1	25-4-4	8-5-0	DNP	12-5-1
GEORGIA	01/31/19	72-80	L	DNP	5-3-1	5-1-1	19-0-6	2-4-1	DNP	4-6-1
SOUTH CAROLINA	02/03/19	79-87	L	DNP	5-1-0	2-0-0	25-4-3	6-5-1	DNP	5-7-1
at LSU	02/07/19	34-71	L	DNP	0-1-1	0-0-0	12-1-0	1-3-0	0-0-0	2-2-0
AU	02/10/19	72-75	L	DNP	12-5-0	1-1-0	2-5-4	2-4-2	DNP	9-2-1
at No. 17 Kentucky	02/17/19	59-61	L	0-1-0	3-0-0	0-2-0	10-2-6	14-17-0	DNP	6-2-5
at Georgia	02/21/19	83-93	L	12-2-3	9-4-0	17-4-1	6-2-3	15-7-1	DNP	6-3-2
OLE MISS	02/24/19	73-61	w	12-1-2	0-1-1	10-4-2	3-3-3	4-3-0	0-0-0	10-2-0
MISSOURI	02/28/19	67-73	L	2-0-1	0-1-0	14-2-0	16-2-5	0-1-0	DNP	10-4-1
at Texas A&M	03/03/19	53-66	L	7-2-2	3-2-0	9-6-0	13-4-1	4-4-0	DNP	2-2-3
vs Georgia	03/07/19	86-76	w	2-0-4	0-2-0	13-5-1	10-1-5	12-5-0	DNP	12-1-1
vs South Carolina	03/08/19	95-89	w	5-1-2	2-1-0	18-2-0	16-2-6	8-10-0	0-0-0	14-4-1
vs Texas A&M	03/09/19	58-51	w	6-2-3	8-2-1	11-4-1	0-1-1	0-2-0	DNP	15-3-0
vs Mississippi State	03/10/19	70-101	L	2-0-4	8-3-0	10-2-0	5-2-1	6-5-2	DNP	8-4-0
HOUSTON	03/21/19	88-80	w	0-0-1	2-1-1	8-1-1	13-4-2	15-8-1	DNP	8-6-1
UAB	03/24/19	100-52	w	7-3-4	3-1-0	17-8-3	15-2-2	8-7-0	9-0-0	11-2-2



0 A'Tyanna Gaulden | So. | 5-7 | G | Ocala, Ga. (Americus Sumter HS) | Florida State

SEASON HIGHS

Points	16	NSU	11-9-18
FG Made	6	at Georgia	2-21-19*
FG Att.	16	TTU	12-4-18
3FG Made	1	at Texas A&M	3/3/19*
3FG Att.	2	Ole Miss	2-24-19*
FT Made	5	#22 ASU	11-18-18
FT Att.	7	NSU	11-9-18
Off. Reb.	3	TTU	12-4-18
Def. Reb.	3	vs. PVAM	12/16/18*
Rebounds	5	TTU	12-4-18
Assists	4	vs. Missi State	3/10/19*
Blocks	1	at Tulsa	12/20/18*
Steals	2	at Texas A&M	3/3/19*
Minutes	24	TTU	12-4-18

CAREER HIGHS

Points	16	NSU	11-9-18
FG Made	6	at Georgia	2-21-19*
FG Att.	16	TTU	12-4-18
3FG Made	1	at Texas A&M	3/3/19*
3FG Att.	2	Ole Miss	2-24-19*
FT Made	5	#22 ASU	11-18-18
FT Att.	7	NSU	11-9-18
Off. Reb.	3	TTU	12-4-18
Def. Reb.	3	vs. PVAM	12/16/18*
Rebounds	5	TTU	12-4-18
Assists	4	vs. Missi State	3/10/19*
Blocks	1	at Tulsa	12/20/18*
Steals	2	at Texas A&M	3/3/19*
Minutes	24	TTU	12-4-18

*Most Recent

SEASON | CAREER SUPERLATIVES

Stat	'18-'19	Career
Double Figure Pts	4	4
Double Figure Rebs		
Double-Doubles		
5+ Assists		
5+ Blocks		
5+ Steals		
Led Team in Pts		
Led Team in Reb		
20+ Points		

NOTES

- One of seven players in double figures in the season opener with 16 points versus Northwestern State.
- Twelve points in 24 minutes versus Tennessee Tech. Four games with double figure points.
- Redshirted the 2017-18 season due to NCAA transfer rules.
- Played in 21 games averaging 1.1 ppg, 0.6 rpg and 1.0 apg in 5.7 minutes per game at FSU.
- As a prep player, was ranked sixth among all guard in the ESPNW 2016 recruiting class and was No. 23 overall ... Five-star player who earned Atlanta Journal Constitution Player of the Year after her senior season.

Opponent	Date	gs	min	Total		3-Pointers		Free throws		Rebounds					pts	avg				
				fg-fga	pct	3fg-fga	pct	ft-fa	pct	off	def	tot	avg	pf			a	t/o	blk	stl
NORTHWESTERN STATE	11/09/18	17	6-7	.857	0-0	.000	4-7	.571	0	2	2	2.0	0	3	4	0	2	16	16.0	
at UT Arlington	11/14/18	11	1-3	.333	0-0	.000	0-0	.000	0	3	3	2.5	1	1	3	0	0	2	9.0	
NO. 22 ARIZONA STATE	11/18/18	13	2-5	.400	0-0	.000	5-6	.833	0	0	0	1.7	0	0	1	0	1	9	9.0	
vs Tennessee State	11/23/18	19	3-9	.333	0-0	.000	3-4	.750	0	2	2	1.8	3	3	0	0	1	9	9.0	
vs Pittsburgh	11/24/18	11	1-6	.167	0-1	.000	0-0	.000	1	1	2	1.8	0	3	0	0	1	2	7.6	
vs Wisconsin	11/25/18	17	0-3	.000	0-0	.000	1-2	.500	0	0	0	1.5	1	4	1	0	1	1	6.5	
ORAL ROBERTS	11/28/18	7	1-2	.500	0-0	.000	0-0	.000	0	1	1	1.4	0	1	2	0	0	2	5.9	
at No. 22/23 Iowa State	12/02/18	16	1-3	.333	0-0	.000	2-2	1.000	0	2	2	1.5	2	3	2	1	1	4	5.6	
TENNESSEE TECH	12/04/18	24	6-16	.375	0-0	.000	0-0	.000	3	2	5	1.9	1	3	1	0	0	12	6.3	
at Abilene Christian	12/08/18	14	2-5	.400	0-0	.000	3-3	1.000	0	1	1	1.8	3	4	1	0	0	7	6.4	
PRAIRIE VIEW A&M	12/16/18	18	2-6	.333	0-0	.000	2-2	1.000	1	3	4	2.0	2	3	1	0	0	6	6.4	
NEBRASKA	12/18/18	9	0-0	.000	0-0	.000	0-0	.000	0	0	0	1.8	0	3	3	0	0	0	5.8	
at Tulsa	12/20/18	10	2-2	1.000	0-0	.000	0-0	.000	1	1	2	1.8	1	1	1	1	0	4	5.7	
JACKSON STATE	12/30/18	11	1-3	.333	0-0	.000	0-0	.000	0	0	0	1.7	1	4	2	0	0	2	5.4	
MISSISSIPPI STATE	01/03/19	16	3-9	.333	0-0	.000	0-0	.000	0	0	0	1.6	0	4	0	0	1	6	5.5	
at Ole Miss	01/06/19	13	2-4	.500	0-0	.000	0-0	.000	0	1	1	1.6	1	4	1	0	0	4	5.4	
at Mizzou	01/10/19	12	1-7	.143	0-2	.000	0-0	.000	0	1	1	1.5	1	2	0	0	0	2	5.2	
VANDERBILT	01/13/19	9	1-5	.200	0-0	.000	2-2	1.000	1	0	1	1.5	1	2	0	0	1	4	5.1	
at Tennessee	01/21/19	dnp	-	-	-	-	-	-	-	-	-	-	-	-	-	-	-	-	-	
ALABAMA	01/24/19	dnp	-	-	-	-	-	-	-	-	-	-	-	-	-	-	-	-	-	
at Florida	01/27/19	dnp	-	-	-	-	-	-	-	-	-	-	-	-	-	-	-	-	-	
GEORGIA	01/31/19	dnp	-	-	-	-	-	-	-	-	-	-	-	-	-	-	-	-	-	
SOUTH CAROLINA	02/03/19	dnp	-	-	-	-	-	-	-	-	-	-	-	-	-	-	-	-	-	
at LSU	02/07/19	dnp	-	-	-	-	-	-	-	-	-	-	-	-	-	-	-	-	-	
AU	02/10/19	dnp	-	-	-	-	-	-	-	-	-	-	-	-	-	-	-	-	-	
at No. 17 Kentucky	02/17/19	3	0-1	.000	0-0	.000	0-0	.000	1	0	1	1.5	0	0	0	0	1	0	4.8	
at Georgia	02/21/19	16	6-7	.857	0-0	.000	0-0	.000	0	2	2	1.5	0	3	4	0	0	12	5.2	
OLE MISS	02/24/19	19	4-7	.571	1-2	.500	3-4	.750	0	1	1	1.5	2	2	1	0	0	12	5.5	
MISSOURI	02/28/19	8	1-5	.200	0-1	.000	0-0	.000	0	0	0	1.4	1	1	0	0	1	2	5.4	
at Texas A&M	03/03/19	12	3-5	.600	1-1	1.000	0-0	.000	1	1	2	1.4	2	2	3	0	2	7	5.4	
vs Georgia	03/07/19	12	0-3	.000	0-0	.000	2-2	1.000	0	0	0	1.4	0	4	0	0	0	2	5.3	
vs South Carolina	03/08/19	14	2-6	.333	0-1	.000	1-2	.500	0	1	1	1.4	0	2	1	0	0	5	5.3	
vs Texas A&M	03/09/19	16	3-5	.600	0-0	.000	0-0	.000	1	1	2	1.4	1	3	2	0	1	6	5.3	
vs Mississippi State	03/10/19	14	1-6	.167	0-1	.000	0-0	.000	0	0	0	1.3	1	4	3	0	0	2	5.2	
HOUSTON	03/21/19	6	0-0	.000	0-0	.000	0-0	.000	0	0	0	1.3	1	1	5	0	1	0	5.0	
UAB	03/24/19	19	3-7	.429	0-1	.000	1-1	1.000	1	2	3	1.3	0	4	3	0	0	7	5.1	
Totals		0	386	58-147	.395	2-10	.200	29-37	.784	11	28	39	1.3	26	74	45	2	15	147	5.1

Games played: 29
 Minutes/game: 13.3
 Points/game: 5.1
 FG Pct: 39.5
 3FG Pct: 20.0
 FT Pct: 78.4

Rebounds/game: 1.3
 Assists/game: 2.6
 Turnovers/game: 1.6
 Assist/turnover ratio: 1.6
 Steals/game: 0.5
 Blocks/game: 0.1

CAREER STATISTICS

Year	GP-GS	Min	Avg	FG	Total		3-Point		F-Throw		Rebounds					PF	FO	Ast	TO	Blk	Stl	Pts	Avg	
					FGA	Pct	FG	FGA	Pct	FT	FTA	Pct	Off	Def	Tot									Avg
2015-16*	21-0	119	5.7	7	15	.467	0	0	.000	9	14	.643	2	10	12	0.6	24	1	22	15	0	13	23	1.1

*at Florida State

Season	gp-gs	min/avg	fg-fga	pct	fg-fga	pct	ft-fa	pct	off	def	tot	avg	pf	fo	ast	to	blk	stl	pts	avg
2018-19	29-0	386/13.3	58-147	.395	2-10	.200	29-37	.784	11	28	39	1.3	26	0	74	45	2	15	147	5.1
TOTAL	29-0	386/13.3	58-147	.395	2-10	.200	29-37	.784	11	28	39	1.3	26	0	74	45	2	15	147	5.1



1 Raven Northcross Baker | Sr. | 5-9 | G | Malvern, Ark. (Malvern HS) | Chipola Junior College

SEASON HIGHS

Points	16	Vanderbilt	1-13-19
FG Made	6	Vanderbilt	1-13-19
FG Att.	13	Vanderbilt	1-13-19
3FG Made	4	Auburn	2-7-19&
3FG Att.	11	Vanderbilt	1-13-19
FT Made	1	TSU	11-23-18
FT Att.	2	TSU	11-23-18
Off. Reb.	1	Miss State	3-10-19*
Def. Reb.	5	Auburn	2-7-19
Rebounds	5	Auburn	2-7-19
Assists	3	at Georgia	2-21-19*
Blocks	1	at Florida	1-27-19
Steals	3	Vanderbilt	1-13-19
Minutes	27	Auburn	2-7-19

CAREER HIGHS (AT ARKANSAS)

Points	22	UTA	12-17-17
FG Made	8	UTA	12-17-17
FG Att.	13	Vanderbilt	1-13-19*
3FG Made	6	UTA	12-17-17
3FG Att.	12	Vanderbilt	2-28-18
FT Made	7	ACU	11-29-17
FT Att.	8	ACU	11-29-17
Off. Reb.	3	Grambling	12-18-17
Def. Reb.	7	Tulsa	12-10-17
Rebounds	9	Tulsa	12-10-17
Assists	7	Vanderbilt	2-28-18
Blocks	1	at Florida	1-27-19*
Steals	3	Vanderbilt	1-13-19*
Minutes	29	Florida	1-18-18

*Most Recent

SEASON | CAREER SUPERLATIVES

Stat	'17-'18	'18-'19	Career
Double Figure Pts	3	2	6
Double Figure Rebs			
Double-Doubles			
5+ Assists			
5+ Blocks			
5+ Steals			
Led Team in Pts	2	1	3
Led Team in Reb	-	1	1
20+ Points	1	-	1

NOTES

- Season-best 16 points versus Vanderbilt in 2019.
- Three games in double figures as a junior.
- Ten games with two or more 3-point field goals as a junior.
- Arkansas Athletics Department Honor Roll (3.0-3.49 GPA) | Fall 2017.
- 17 points in exhibition (2017) including 12 points in the first quarter.
- Had her first 20+ point game as a Razorback with 22 points against UTA as a junior.

Opponent	Date	gs	min	Total		3-Pointers		Free throws		Rebounds					pf	a	t/o	blk	stl	pts	avg
				fg-fga	pct	3fg-fga	pct	ft-fa	pct	off	def	tot	avg								
NORTHWESTERN STATE	11/09/18	*	16	0-0	.000	0-0	.000	0-0	.000	1	0	1	1.0	2	2	1	0	1	0	0	0
at UT Arlington	11/14/18		10	1-5	.200	0-2	.000	0-0	.000	0	3	3	2.0	1	1	0	0	0	2	1.0	
NO. 22 ARIZONA STATE	11/18/18		4	0-1	.000	0-1	.000	0-0	.000	0	0	0	1.3	2	0	1	0	0	0	0.7	
vs Tennessee State	11/23/18		9	1-2	.500	1-2	.500	1-2	.500	0	0	0	1.0	0	1	0	0	2	4	1.5	
vs Pittsburgh	11/24/18		3	0-0	.000	0-0	.000	0-0	.000	0	0	0	0.8	1	0	0	0	0	0	1.2	
vs Wisconsin	11/25/18	dnp		-	-	-	-	-	-	-	-	-	-	-	-	-	-	-	-	-	
ORAL ROBERTS	11/28/18		9	1-2	.500	1-2	.500	0-0	.000	0	0	0	0.7	1	0	0	0	0	3	1.5	
at No. 22/23 Iowa State	12/02/18		2	0-0	.000	0-0	.000	0-0	.000	0	0	0	0.6	0	0	0	0	0	0	1.3	
TENNESSEE TECH	12/04/18		4	0-2	.000	0-2	.000	0-0	.000	0	1	1	0.6	0	0	0	0	0	0	1.1	
at Abilene Christian	12/08/18	dnp		-	-	-	-	-	-	-	-	-	-	-	-	-	-	-	-	-	
PRAIRIE VIEW A&M	12/16/18		12	2-6	.333	1-5	.200	0-1	.000	1	1	2	0.8	2	0	1	0	1	5	1.6	
NEBRASKA	12/18/18		7	1-3	.333	1-3	.333	0-0	.000	0	0	0	0.7	0	0	0	0	0	1	3.7	
at Tulsa	12/20/18		5	0-1	.000	0-1	.000	0-0	.000	0	0	0	0.6	0	0	0	0	0	0	1.5	
JACKSON STATE	12/30/18		16	0-4	.000	0-4	.000	0-0	.000	0	1	1	0.7	1	3	0	0	0	1	1.4	
MISSISSIPPI STATE	01/03/19		10	0-2	.000	0-1	.000	0-0	.000	1	1	2	0.8	0	0	0	0	0	0	1.3	
at Ole Miss	01/06/19		14	2-3	.667	2-3	.667	0-0	.000	0	0	0	0.7	1	1	1	0	1	6	1.6	
at Mizou	01/10/19		12	2-4	.500	1-3	.333	0-0	.000	0	0	0	0.7	3	0	0	0	0	5	1.9	
VANDERBILT	01/13/19		23	6-13	.462	4-11	.364	0-0	.000	0	0	0	0.6	1	1	3	0	3	16	2.8	
at Tennessee	01/21/19		6	1-2	.500	1-2	.500	0-0	.000	0	0	0	0.6	0	0	0	0	0	3	2.8	
ALABAMA	01/24/19		5	1-3	.333	1-3	.333	0-0	.000	0	1	1	0.6	1	0	0	0	0	3	2.8	
at Florida	01/27/19		14	0-1	.000	0-1	.000	0-0	.000	0	0	0	0.6	0	0	0	1	1	0	2.6	
GEORGIA	01/31/19		18	2-7	.286	1-6	.167	0-0	.000	0	3	3	0.7	3	1	1	0	1	5	2.8	
SOUTH CAROLINA	02/03/19		18	2-6	.333	1-2	.500	0-0	.000	0	1	1	0.7	3	0	0	0	0	5	2.9	
at LSU	02/07/19		9	0-2	.000	0-2	.000	0-0	.000	0	1	1	0.7	1	1	2	0	1	0	2.7	
AU	02/10/19		27	4-8	.500	4-7	.571	0-0	.000	0	5	5	0.9	2	0	0	0	1	12	3.1	
at No. 17 Kentucky	02/17/19		17	1-3	.333	1-3	.333	0-0	.000	0	0	0	0.9	3	0	0	0	1	3	3.1	
at Georgia	02/21/19		17	3-8	.375	3-8	.375	0-0	.000	0	4	4	1.0	3	0	0	0	2	9	3.4	
OLE MISS	02/24/19		5	0-2	.000	0-2	.000	0-0	.000	1	0	1	1.0	1	1	0	0	0	0	3.2	
MISSOURI	02/28/19		7	0-0	.000	0-0	.000	0-0	.000	0	1	1	1.0	2	0	0	0	0	0	3.1	
at Texas A&M	03/03/19		18	1-4	.250	1-2	.500	0-0	.000	0	2	2	1.0	0	0	1	0	0	3	3.1	
vs Georgia	03/07/19		6	0-0	.000	0-0	.000	0-0	.000	0	2	2	1.1	0	0	1	0	0	0	3.0	
vs South Carolina	03/08/19		5	1-1	1.000	0-0	.000	0-0	.000	0	1	1	1.1	0	0	0	0	0	2	3.0	
vs Texas A&M	03/09/19		15	3-6	.500	2-4	.500	0-0	.000	1	1	2	1.1	0	1	0	0	1	8	3.1	
vs Mississippi State	03/10/19		20	3-7	.429	2-5	.400	0-0	.000	1	2	3	1.2	0	0	0	0	2	8	3.3	
HOUSTON	03/21/19		23	1-6	.167	0-4	.000	0-0	.000	0	1	1	1.2	1	1	2	0	2	2	3.2	
UAB	03/24/19		13	1-2	.500	1-2	.500	0-0	.000	0	1	1	1.1	2	0	0	0	0	3	3.2	
Totals			1	399	40-116	.345	29-93	.312	1-3	.333	6	33	39	1.1	37	14	15	1	21	110	3.2

Games played: 34
 Minutes/game: 11.7
 Points/game: 3.2
 FG Pct: 34.5
 3FG Pct: 31.2
 FT Pct: 33.3

Rebounds/game: 1.1
 Assists/game: 0.4
 Turnovers/game: 0.4
 Assist/turnover ratio: 0.9
 Steals/game: 0.6
 Blocks/game: 0.0

CAREER STATISTICS

Year	GP-GS	Min	Avg	FG	Total FGA	Pct	3-Point FGA	Pct	FT	FTA	Pct	Off	Def	Tot	Avg	PF	FO	Ast	TO	Blk	Stl	Pts	Avg
2015-16*	26-14	69	2.7	97	229	.424	58	.389	21	33	.636	47	39	86	3.3	6	-	46	32	-	58	273	10.5
2016-17*	33-33	210	6.4	171	433	.395	77	.247	54	83	.651	74	77	151	4.6	9	-	77	44	3	56	473	14.3
Totals*	59-47	279	4.7	268	662	.405	135	.396	75	116	.647	121	116	237	4.0	15	-	123	76	3	114	746	12.6

*Chipola Junior College

Season	gp-gs	min/avg	fg-fga	pct	fg-fga	pct	ft-fa	pct	off	def	tot	avg	pf	fo	ast	to	blk	stl	pts	avg
2017-18	31-1	603/19.5	57-193	.295	37-137	.270	22-33	.667	32	50	82	2.6	47	1	50	28	4	18	173	5.6
2018-19	34-1	399/11.7	40-116	.345	29-93	.312	1-3	.333	6	33	39	1.1	37	0	14	15	1	21	110	3.2
TOTAL	65-2	1002/15.4	97-309	.314	66-230	.287	23-36	.639	38	83	121	1.9	84	1	64	43	5	39	283	4.4



2 Alexis Tolefree | Jr. | 5-8 | G | Conway, Ark. (Conway HS) | Jones County JC

SEASON HIGHS

Points	22	#22 ASU	11-18-18
FG Made	8	at ACU	12-8-18*
FG Att.	23	Pitt	11-24-18
3FG Made	5	UAB	3-24-19*
3FG Att.	16	Pitt	11-24-18
FT Made	6	Houston	3-21-19 (WNIT)
FT Att.	7	Houston	3-21-19 (WNIT)
Off. Reb.	2	at Georgia	2-21-19*
Def. Reb.	8	UAB	3-24-19
Rebounds	8	UAB	3-24-19
Assists	5	Pitt	11-24-18
Blocks	3	Ole Miss	2-24-19
Steals	5	at ACU	12-8-18
Minutes	36	Georgia (SEC Tourn)	3-7-19*

CAREER HIGHS

Points	22	#22 ASU	11-18-18
FG Made	8	at ACU	12-8-18*
FG Att.	23	Pitt	11-24-18
3FG Made	5	UAB	3-24-19*
3FG Att.	16	Pitt	11-24-18
FT Made	6	Houston	3-21-19 (WNIT)
FT Att.	7	Houston	3-21-19 (WNIT)
Off. Reb.	2	at Georgia	2-21-19*
Def. Reb.	8	UAB	3-24-19
Rebounds	8	UAB	3-24-19
Assists	5	Pitt	11-24-18
Blocks	3	Ole Miss	2-24-19
Steals	5	at ACU	12-8-18
Minutes	36	Georgia (SEC Tourn)	3-7-19

*Most Recent

SEASON | CAREER SUPERLATIVES

Stat	'16-'17*	'17-18	'18-'19	Career
Double Figure Pts	26	20	46*	
Double Figure Rebs	-	-	-	
Double-Doubles	-	-	-	
5+ Assists	3	1	4*	
5+ Blocks	-	-	-	
5+ Steals	3	-	-	
Led Team in Pts	-	7	7	
Led Team in Reb	-	2	2	
20+ Points	18	2	20*	
30/40/50+ Points	1/1/1	-	-	

*missing junior college freshman season

CAREER STATISTICS

Year	GP-GS	Min	Avg	Total			3-Point			F-Throw			Rebounds				PF	FO	Ast	TO	Blk	Stl	Pts	Avg
				FGA	Pct	FG	FGA	Pct	FT	FTA	Pct	Off	Def	Tot	Avg									
2016-17*	NA																							
2017-18*	29-27	867	29.9	205	476	.431	104	286	.364	104	127	.819	19	73	92	3.2	64	0	75	58	13	58	618	21.3

*at Jones County JC

Season	gp-gs	min/avg	fg-fga	pct	fg-fga	pct	ft-fa	pct	off	def	tot	avg	pf	fo	ast	to	blk	stl	pts	avg
2018-19	36-35	866/24.1	123-380	.324	76-263	.289	47-60	.783	15	96	111	3.1	59	0	36	46	13	50	369	10.3
TOTAL	36-35	866/24.1	123-380	.324	76-263	.289	47-60	.783	15	96	111	3.1	59	0	36	46	13	50	369	10.3

NOTES

- Arkansas career-best 22 points against No. 22 Arizona State.
- Scored in double figures in 20 games this year.
- Junior College All American.
- Scored 50 points (16-26) vs. Copiah-Lincoln ... 42 points at Meridian (16-22) and 31 points vs. Copiah-Lincoln (8-22, 5-14, 10-10) in 2017-18 at Jones County.
- Ranked second in the MACJC and seventh nationally in scoring.
- Ranked third in the nation in 3-point field goals per game.
- Lead team to Region 23 Title- with 50 points vs. Copiah-Lincoln.

Opponent	Date	gs	min	Total		3-Pointers		Free throws		Rebounds			pf	a	t/o	blk	stl	pts	avg		
				fg-fga	pct	3fg-fga	pct	ft-fa	pct	off	def	tot								avg	
NORTHWESTERN STATE	11/09/18	*	21	5-11	.455	5-10	.500	4-6	.667	0	3	3	3.0	0	0	3	0	2	19	19.0	
at UT Arlington	11/14/18	*	36	6-19	.316	3-9	.333	3-3	1.000	1	3	4	3.5	0	0	1	1	3	18	18.5	
NO. 22 ARIZONA STATE	11/18/18	*	33	8-20	.400	3-9	.333	3-4	.750	0	3	3	3.3	4	2	4	0	1	22	19.7	
vs Tennessee State	11/23/18	*	27	4-12	.333	3-8	.375	3-4	.750	1	2	3	3.3	2	2	3	0	1	14	18.3	
vs Pittsburgh	11/24/18	*	32	4-23	.174	3-16	.188	1-2	.500	2	4	6	3.8	3	5	2	0	4	12	17.0	
vs Wisconsin	11/25/18	*	17	2-9	.222	1-6	.167	0-0	.000	2	0	2	3.5	0	1	1	0	0	5	15.0	
ORAL ROBERTS	11/28/18	*	26	1-8	.125	0-6	.000	2-2	1.000	0	5	5	3.7	1	1	2	2	2	4	13.4	
at No. 22/23 Iowa State	12/02/18	*	26	4-12	.333	1-5	.200	1-2	.500	1	4	5	3.9	2	2	1	0	0	10	13.0	
TENNESSEE TECH	12/04/18	*	20	2-11	.182	1-8	.125	0-0	.000	0	2	2	3.7	0	0	1	0	2	5	12.1	
at Abilene Christian	12/08/18	*	29	8-16	.500	5-12	.417	0-1	.000	1	0	1	3.4	2	3	1	1	5	21	13.0	
PRAIRIE VIEW A&M	12/16/18	*	19	3-10	.300	1-6	.167	0-0	.000	1	3	4	3.5	0	2	1	1	1	7	12.5	
NEBRASKA	12/18/18	*	25	3-11	.273	3-11	.273	4-4	1.000	0	6	6	3.7	3	2	1	1	0	13	12.5	
at Tulsa	12/20/18	*	26	3-8	.375	0-5	.000	0-0	.000	0	4	4	3.7	1	1	1	1	3	6	12.0	
JACKSON STATE	12/30/18	*	23	6-12	.500	5-10	.500	0-0	.000	0	1	1	3.5	0	1	1	0	3	17	12.4	
MISSISSIPPI STATE	01/03/19	*	36	4-13	.308	2-8	.250	1-2	.500	0	1	1	3.3	2	0	2	0	3	11	12.3	
at Ole Miss	01/06/19	*	20	2-10	.200	0-6	.000	0-0	.000	0	5	5	3.4	2	1	1	0	0	4	11.8	
at Mizou	01/10/19	*	25	2-9	.222	2-7	.286	0-0	.000	1	2	3	3.4	0	0	1	0	0	6	11.4	
VANDERBILT	01/13/19	*	14	3-6	.500	3-5	.600	0-0	.000	0	2	2	3.3	4	1	0	0	1	9	11.3	
at Tennessee	01/21/19	*	19	5-17	.294	4-12	.333	2-2	1.000	1	2	3	3.3	2	1	1	0	1	16	11.5	
ALABAMA	01/24/19	*	26	4-8	.500	4-7	.571	1-2	.500	0	1	1	3.2	1	0	0	0	2	13	11.6	
at Florida	01/27/19	*	16	0-4	.000	0-3	.000	2-2	1.000	1	4	5	3.3	1	1	2	0	2	11	11.1	
GEORGIA	01/31/19	*	13	2-6	.333	1-4	.250	0-0	.000	0	1	1	3.2	2	1	3	0	0	5	10.9	
SOUTH CAROLINA	02/03/19	*	19	1-7	.143	0-4	.000	0-0	.000	0	0	0	3.0	1	0	1	0	2	2	10.5	
at LSU	02/07/19	*	16	0-7	.000	0-3	.000	0-0	.000	0	0	0	2.9	3	0	0	0	1	0	10.0	
AU	02/10/19	*	14	0-4	.000	0-4	.000	1-2	.500	0	1	1	2.8	0	0	0	0	0	1	9.7	
at No. 17 Kentucky	02/17/19	*	16	0-3	.000	0-3	.000	0-0	.000	0	2	2	2.8	1	0	1	0	0	0	9.3	
at Georgia	02/21/19	*	27	7-14	.500	3-8	.375	0-1	.000	2	2	4	2.9	4	1	0	0	0	17	9.6	
OLE MISS	02/24/19	*	23	3-8	.375	1-5	.200	3-3	1.000	0	4	4	2.9	0	2	2	3	2	10	9.6	
MISSOURI	02/28/19	*	31	4-9	.444	4-9	.444	2-2	1.000	0	2	2	2.9	3	0	0	0	1	14	9.8	
at Texas A&M	03/03/19	*	29	3-14	.214	3-13	.231	0-0	.000	0	6	6	3.0	1	0	2	0	1	9	9.7	
vs Georgia	03/07/19	*	36	5-9	.556	2-5	.400	1-1	1.000	1	4	5	3.0	3	1	2	0	1	13	9.8	
vs South Carolina	03/08/19	*	33	5-10	.500	4-9	.444	4-4	1.000	0	2	2	3.0	1	0	0	2	1	18	10.1	
vs Texas A&M	03/09/19	*	23	4-12	.333	2-7	.286	1-2	.500	0	4	4	3.0	4	1	2	1	3	11	10.1	
vs Mississippi State	03/10/19	*	22	3-13	.231	2-9	.222	2-2	1.000	0	2	2	3.0	3	0	2	0	2	10	10.1	
HOUSTON	03/21/19	*	25	1-7	.143	0-5	.000	6-7	.857	0	1	1	2.9	2	1	1	0	1	8	10.1	
UAB	03/24/19	*	23	6-8	.750	5-6	.833	0-0	.000	0	8	8	3.1	1	3	0	0	0	17	10.3	
Totals			35	866	123-380	.324	76-263	.289	47-60	.783	15	96	111	3.1	59	36	46	13	50	369	10.3

Games played: 36
 Minutes/game: 24.1
 Points/game: 10.3
 FG Pct: 32.4
 3FG Pct: 28.9
 FT Pct: 78.3

Rebounds/game: 3.1
 Assists/game: 1.0
 Turnovers/game: 1.3
 Assist/turnover ratio: 0.8
 Steals/game: 1.4
 Blocks/game: 0.4



3 Malica Monk | Gr. | 5-5 | G | N. Little Rock, Ark. (N. Little Rock HS)

SEASON HIGHS

Points	25	at Florida	1-27-19*
FG Made	11	at Florida	1-27-19
FG Att.	25	at Tennessee	1-21-19
3FG Made	5	at #22 ISU	12-2-18
3FG Att.	9	#16 S Carolina	2-3-19
FT Made	7	Georgia	1-21-19*
FT Att.	8	Georgia	1-21-19*
Off. Reb.	3	at UTA	11-14-18
Def. Reb.	6	PVAMU	12-16-18
Rebounds	8	at UTA	11-14-18
Assists	9	Vanderbilt	1-13-19
Blocks	1	Georgia	1-31-19*
Steals	4	Georgia	1-31-19
Minutes	40	#16 S Carolina	2-3-19*

CAREER HIGHS

Points	25	at Florida	1-27-19*
FG Made	11	at Florida	1-27-19
FG Att.	28	Florida	1-18-18
3FG Made	5	at #22 ISU	12-2-18
3FG Att.	10	at Kentucky	2-15-18
FT Made	12	UTA	12-17-17
FT Att.	12	UTA	12-17-17
Off. Reb.	3	at UTA	11-14-18*
Def. Reb.	8	Samford	11-12-17
Rebounds	9	Samford	11-12-17
Assists	10	Grambling	12-18-17
Blocks	3	LSU	1-8-17
Steals	6	Kentucky	2-16-17*
Minutes	40	#16 S Carolina	2-3-19*

*Most Recent

SEASON | CAREER SUPERLATIVES

Stat	'15-'16	'16-'17	'17-'18	'18-'19	Career
Double Figure Pts	3	13	27	26	69
Double Figure Rebs	-	-	1	-	1
Double-Doubles (pts/ast)	-	-	1	-	1
5+ Assists	3	4	12	4	23
5+ Blocks	-	-	-	-	-
5+ Steals	-	2	-	-	2
Led Team in Pts	-	-	13	4	17
Led Team in Reb	-	-	3	1	4
20+ Points	-	-	10	4	14

NOTES

- Twenty-six games in double figures this season.
- Game-winning layup helping Arkansas erase a 15-point deficit to Wisconsin.
- Game-winning shot at Tulsa with 8 seconds on the clock.
- Game-winning jumper with four seconds on clock at Tennessee for just the second win in Knoxville.
- Career-best five 3-point field goals at No. 22 Iowa State.
- Team's leading scorer from a year ago.
- Sixty-nine career games with double figure scoring.
- Twenty-four career games with five or more assists.
- Arkansas Athletics Department Honor Roll (3.0-3.49 GPA) | Fall 2016, Fall 2017, Spring 2018, Fall 2018.
- Graduated in December with a degree in Sports & Recreation Management.
- Twenty-eighth 1,000-point scorer in program history.

Opponent	Date	gs	min	Total		3-Pointers		Free throws		Rebounds					pts	avg					
				fg-fga	pct	3fg-fga	pct	ft-fa	pct	off	def	tot	avg	pf			a	t/o	blk	stl	
NORTHWESTERN STATE	11/09/18	*	22	4-5	.800	2-3	.667	2-4	.500	0	0	0	0.0	2	4	3	0	1	12	12.0	
at UT Arlington	11/14/18	*	29	7-15	.467	0-2	.000	4-8	.500	3	5	8	4.0	4	3	4	0	2	18	15.0	
NO. 22 ARIZONA STATE	11/18/18	*	27	5-14	.357	0-1	.000	3-8	.375	0	4	4	4.0	4	1	1	0	0	13	14.3	
vs Tennessee State	11/23/18	*	21	4-9	.444	1-3	.333	4-7	.571	1	1	2	3.5	4	4	3	0	3	13	14.0	
vs Pittsburgh	11/24/18	*	31	2-12	.167	0-4	.000	1-2	.500	2	1	3	3.4	3	2	1	0	2	5	12.2	
vs Wisconsin	11/25/18	*	27	5-11	.455	0-0	.000	3-8	.375	0	1	1	3.0	2	3	0	0	1	13	12.3	
ORAL ROBERTS	11/28/18	*	33	5-16	.313	0-2	.000	7-8	.875	1	2	3	3.0	2	3	1	0	0	17	13.0	
at No. 22/23 Iowa State	12/02/18	*	24	8-15	.533	5-8	.625	1-2	.500	0	1	1	2.8	4	0	0	0	1	22	14.1	
TENNESSEE TECH	12/04/18	*	17	1-3	.333	0-0	.000	0-0	.000	0	1	1	2.6	2	1	1	1	1	2	12.8	
at Abilene Christian	12/08/18	*	26	6-10	.600	3-5	.600	3-4	.750	0	0	0	2.3	3	4	3	0	3	18	13.3	
PRAIRIE VIEW A&M	12/16/18	*	22	3-9	.333	0-2	.000	2-2	1.000	0	6	6	2.6	2	1	1	1	1	8	12.8	
NEBRASKA	12/18/18	*	31	7-13	.538	2-5	.400	0-0	.000	1	0	1	2.5	4	4	1	0	1	16	13.1	
at Tulsa	12/20/18	*	30	5-13	.385	1-2	.500	1-3	.333	1	0	1	2.4	3	2	4	0	3	12	13.0	
JACKSON STATE	12/30/18	*	28	3-10	.300	2-5	.400	3-4	.750	0	2	2	2.4	1	2	2	0	1	11	12.9	
MISSISSIPPI STATE	01/03/19	*	23	2-10	.200	0-2	.000	2-2	1.000	1	0	1	2.3	2	4	0	0	1	6	12.4	
at Ole Miss	01/06/19	*	26	7-13	.538	2-5	.400	0-0	.000	0	0	0	2.1	2	5	1	0	0	16	12.6	
at Mizzou	01/10/19	*	29	2-12	.167	1-3	.333	0-0	.000	0	1	1	2.1	2	4	2	1	2	5	12.2	
VANDERBILT	01/13/19	*	30	6-11	.545	0-3	.000	3-4	.750	0	2	2	2.1	2	9	0	0	0	15	12.3	
at Tennessee	01/21/19	*	36	9-25	.360	3-7	.429	2-2	1.000	1	2	3	2.3	2	3	1	0	2	23	12.9	
ALABAMA	01/24/19	*	39	5-14	.357	1-3	.333	5-6	.833	0	3	3	2.2	0	4	2	1	2	16	13.1	
at Florida	01/27/19	*	40	11-16	.688	1-2	.500	2-2	1.000	0	4	4	2.2	3	4	1	1	2	25	13.6	
GEORGIA	01/31/19	*	39	5-15	.333	2-6	.333	7-8	.875	0	0	0	2.1	3	6	6	1	4	19	13.9	
SOUTH CAROLINA	02/03/19	*	40	9-19	.474	3-9	.333	4-4	1.000	0	4	4	2.2	3	3	1	0	1	25	14.3	
at LSU	02/07/19	*	34	4-13	.308	0-0	.000	4-7	.571	1	0	1	2.2	0	2	0	0	1	12	14.3	
AU	02/10/19	*	29	1-7	.143	0-2	.000	0-0	.000	1	4	5	2.3	1	4	4	0	1	2	13.8	
at No. 17 Kentucky	02/17/19	*	37	4-11	.364	1-6	.167	1-2	.500	0	2	2	2.3	3	6	1	0	0	10	13.6	
at Georgia	02/21/19	*	24	3-8	.375	0-3	.000	0-0	.000	1	1	2	2.3	4	3	2	0	0	6	13.3	
OLE MISS	02/24/19	*	20	1-3	.333	0-2	.000	1-2	.500	0	3	3	2.3	0	3	2	0	0	3	13.0	
MISSOURI	02/28/19	*	31	6-17	.353	2-4	.500	2-2	1.000	0	2	2	2.3	4	5	1	0	3	16	13.1	
at Texas A&M	03/03/19	*	28	4-9	.444	2-3	.667	3-4	.750	2	2	4	2.3	0	1	1	0	1	13	13.1	
vs Georgia	03/07/19	*	30	5-11	.455	0-1	.000	0-0	.000	0	1	1	2.3	1	5	2	0	0	10	13.0	
vs South Carolina	03/08/19	*	31	5-13	.385	1-2	.500	5-7	.714	0	2	2	2.3	2	6	3	0	3	16	13.1	
vs Texas A&M	03/09/19	*	24	0-4	.000	0-1	.000	0-0	.000	0	1	1	2.2	1	1	1	0	2	0	12.7	
vs Mississippi State	03/10/19	*	25	2-8	.250	1-1	1.000	0-0	.000	0	2	2	2.2	1	1	2	0	2	5	12.4	
HOUSTON	03/21/19	*	39	4-13	.308	2-5	.400	3-3	1.000	1	3	4	2.3	4	2	2	0	2	13	12.5	
UAB	03/24/19	*	22	6-11	.545	2-4	.500	1-2	.500	2	0	2	2.3	0	2	0	0	1	15	12.5	
Totals			36	1044	166-418	.397	40-116	.345	79-117	.675	19	63	82	2.3	81	115	62	6	50	451	12.5

Games played: 36
 Minutes/game: 29.0
 Points/game: 12.5
 FG Pct: 39.7
 3FG Pct: 34.5
 FT Pct: 67.5

Rebounds/game: 2.3
 Assists/game: 3.2
 Turnovers/game: 1.7
 Assist/turnover ratio: 1.9
 Steals/game: 1.4
 Blocks/game: 0.2

CAREER STATISTICS

Season	gp-gs	min/avg	fg-fga	pct	fg-fga	pct	ft-fa	pct	off	def	tot	avg	pf	fo	ast	to	blk	stl	pts	avg
2015-16	27-5	461/17.1	48-136	.353	2-10	.200	12-19	.632	6	23	29	1.1	60	2	47	44	5	23	110	4.1
2016-17	27-27	842/31.2	96-230	.417	7-25	.280	48-71	.676	29	52	81	3.0	79	2	83	59	7	62	247	9.1
2017-18	31-31	1061/34.2	171-488	.350	38-126	.302	114-146	.781	21	84	105	3.4	69	1	122	70	6	50	494	15.9
2018-19	36-36	1044/29.0	166-418	.397	40-116	.345	79-117	.675	19	63	82	2.3	81	0	115	62	6	50	451	12.5
TOTAL	121-99	3408/28.2	481-1272	.378	87-277	.314	253-353	.717	75	222	297	2.5	289	5	367	235	24	185	1302	10.8



10 Kiara Williams | Jr. | 6-1 | F/C | Little Rock, Ark. (Little Rock Central HS)

SEASON HIGHS

Points	15	at Georgia	2-21-19
FG Made	7	Houston	3-21-19 (WNIT)*
FG Att.	10	at Georgia	2-21-19*
3FG Made			
3FG Att.			
FT Made	4	NEB	12-18-18*
FT Att.	7	NFB	12-18-18
Off. Reb.	7	at No. 17 Kentucky	2-17-19
Def. Reb.	10	at No. 17 Kentucky	2-17-19
Rebounds	17	at No. 17 Kentucky	2-17-19
Assists	2	TSU	11-23-18*
Blocks	7	at No. 17 Kentucky	2-17-19
Steals	5	Miss State	3-10-19*
Minutes	32	at No. 17 Kentucky	2-17-19

CAREER HIGHS

Points	25	Vanderbilt	2-28-18
FG Made	11	at Vanderbilt	2-28-18
FG Att.	13	at Vanderbilt	2-28-18
3FG Made	1	#5 Miss St.	1-4-18
3FG Att.	1	#5 Miss St.	1-4-18
FT Made	7	LSU	2-20-18
FT Att.	11	Charlotte	12-6-17
Off. Reb.	8	Grambling	12-18-17*
Def. Reb.	11	at Kansas	12-3-17
Rebounds	17	at No. 17 Kentucky	2-17-19
Assists	2	TSU	11-23-18*
Blocks	5	TTU	12-4-18
Steals	5	Miss State	3-10-19*
Minutes	32	at No. 17 Kentucky	2-17-19*

*Most Recent

SEASON | CAREER SUPERLATIVES

Stat	'16-17	'17-18	'18-19	Career
Double Figure Pts	-	12	10	22
Double Figure Rebs	-	8	8	16
Double-Doubles (pts/reb)	-	4	3	7
5+ Assists	-	-	-	-
5+ Blocks	-	-	2	2
5+ Steals	-	-	-	-
Led Team in Pts	-	4	-	4
Led Team in Reb	-	13	16	29
20+ Points	-	1	-	1

NOTES

- Career-best 17 rebounds and seven blocks at No. 17 Kentucky.
- Season-best 15 points at Georgia and again versus Houston in WNIT.
- Team-best five blocks vs Tennessee Tech leading team to a program record 13 blocks.
- Team's leading rebounder.
- Twenty-two career games in double figure scoring and 15 career games with double digit rebounds.
- Led Arkansas with a career-best 25 points in SEC Tournament win over Vanderbilt.
- Career-best 16 rebounds, including 11 defensive rebounds, twice (Kansas & Grambling).
- Six career double-doubles (two as a senior).
- Made her first career 3-point basket in the opening shot of the No. 5/3 Mississippi State game.

Opponent	Date	gs	min	Total		3-Pointers		Free throws		Rebounds				pf	a	t/o	blk	stl	pts	avg	
				fg-fga	pct	3fg-fga	pct	ft-fga	pct	off	def	tot	avg								
NORTHWESTERN STATE	11/09/18	*	19	5-7	.714	0-0	.000	0-0	.000	5	4	9	9.0	1	1	2	1	1	10	10.0	
at UT Arlington	11/14/18	*	18	2-4	.500	0-0	.000	0-1	.000	2	4	6	7.5	3	0	2	1	0	4	7.0	
NO. 22 ARIZONA STATE	11/18/18	*	25	4-6	.667	0-0	.000	0-0	.000	4	5	9	8.0	1	2	1	0	3	8	7.3	
vs Tennessee State	11/23/18	*	20	2-4	.500	0-0	.000	2-2	1.000	3	8	11	8.8	3	2	1	1	2	6	7.0	
vs Pittsburgh	11/24/18	*	21	2-4	.500	0-0	.000	1-3	.333	2	2	4	7.8	1	0	0	0	0	5	6.6	
vs Wisconsin	11/25/18	*	23	5-10	.500	0-0	.000	3-5	.600	6	2	8	7.8	4	0	1	0	3	13	7.7	
ORAL ROBERTS	11/28/18	*	20	2-3	.667	0-0	.000	2-2	1.000	5	6	11	8.3	4	0	0	3	0	6	7.4	
at No. 22/23 Iowa State	12/02/18	*	23	1-3	.333	0-0	.000	2-2	1.000	2	4	6	8.0	2	1	0	1	2	4	7.0	
TENNESSEE TECH	12/04/18	*	16	3-4	.750	0-0	.000	0-0	.000	1	8	9	8.1	0	0	0	5	1	6	6.9	
at Abilene Christian	12/08/18	*	21	4-6	.667	0-0	.000	4-6	.667	4	7	11	8.4	2	0	0	1	1	12	7.4	
PRAIRIE VIEW A&M	12/18/18	*	20	1-6	.167	0-0	.000	4-4	1.000	6	4	10	8.5	1	0	1	3	2	6	7.3	
NEBRASKA	12/18/18	*	24	3-4	.750	0-0	.000	4-7	.571	1	8	9	8.6	4	1	1	1	3	10	7.5	
at Tulsa	12/20/18	*	23	3-5	.600	0-0	.000	0-1	.000	3	7	10	8.7	3	0	3	0	1	6	7.4	
JACKSON STATE	12/30/18	*	16	1-5	.200	0-0	.000	0-0	.000	5	3	8	8.6	1	0	1	3	3	2	7.0	
MISSISSIPPI STATE	01/03/19	*	20	1-1	1.000	0-0	.000	2-2	1.000	1	0	1	8.1	0	0	1	2	0	4	6.8	
at Ole Miss	01/06/19	*	25	6-9	.667	0-0	.000	1-1	1.000	4	6	10	8.3	2	1	0	0	5	13	7.2	
at Mizzou	01/10/19	*	22	2-2	1.000	0-0	.000	1-2	.500	4	1	5	8.1	2	1	2	0	0	5	7.1	
VANDERBILT	01/13/19	*	14	5-7	.714	0-0	.000	1-2	.500	2	1	3	7.8	3	0	0	0	0	11	7.3	
at Tennessee	01/21/19	*	24	1-2	.500	0-0	.000	0-2	.000	1	1	2	7.5	1	1	0	1	0	2	7.0	
ALABAMA	01/24/19	*	18	1-3	.333	0-0	.000	2-2	1.000	1	4	5	7.4	3	0	0	1	0	4	6.9	
at Florida	01/27/19	*	15	3-6	.500	0-0	.000	2-4	.500	3	2	5	7.2	2	0	0	2	0	8	6.9	
GEORGIA	01/31/19	*	21	0-1	.000	0-0	.000	2-2	1.000	2	2	4	7.1	2	1	0	1	1	2	6.7	
SOUTH CAROLINA	02/03/19	*	23	3-4	.750	0-0	.000	0-2	.000	2	3	5	7.0	3	1	1	0	0	6	6.7	
at LSU	02/07/19	*	16	0-1	.000	0-0	.000	1-6	.167	1	2	3	6.8	2	0	1	1	2	1	6.4	
AU	02/10/19	*	18	1-5	.200	0-0	.000	0-0	.000	3	1	4	6.7	5	2	2	0	1	2	6.2	
at No. 17 Kentucky	02/17/19	*	32	7-8	.875	0-0	.000	0-1	.000	7	10	17	7.1	3	0	5	7	0	14	6.5	
at Georgia	02/21/19	*	24	7-10	.700	0-0	.000	1-2	.500	3	4	7	7.1	3	1	0	2	2	15	6.9	
OLE MISS	02/24/19	*	21	2-4	.500	0-0	.000	0-0	.000	2	1	3	7.0	3	0	0	0	0	4	6.8	
MISSOURI	02/28/19	*	18	0-1	.000	0-0	.000	0-0	.000	1	0	1	6.8	4	0	0	1	0	0	6.5	
at Texas A&M	03/03/19	*	22	2-3	.667	0-0	.000	0-0	.000	0	4	4	6.7	4	0	0	1	0	4	6.4	
vs Georgia	03/07/19	*	25	5-8	.625	0-0	.000	2-2	1.000	2	3	5	6.6	3	0	1	1	2	12	6.6	
vs South Carolina	03/08/19	*	23	3-6	.500	0-0	.000	2-4	.500	4	6	10	6.7	4	0	2	2	1	8	6.7	
vs Texas A&M	03/09/19	*	24	0-2	.000	0-0	.000	0-0	.000	1	1	2	6.6	0	0	1	3	1	0	6.5	
vs Mississippi State	03/10/19	*	23	2-2	1.000	0-0	.000	2-2	1.000	4	1	5	6.5	2	2	0	1	1	6	6.4	
HOUSTON	03/21/19	*	26	7-7	1.000	0-0	.000	1-3	.333	3	5	8	6.6	3	1	3	5	0	15	6.7	
UAB	03/24/19	*	18	4-5	.800	0-0	.000	0-0	.000	2	5	7	6.6	3	0	0	1	1	8	6.7	
Totals			36	761	100-168	.595	0-0	.000	42-72	.583	102	135	237	6.6	87	19	32	52	39	242	6.7

Games played: 36
 Minutes/game: 21.1
 Points/game: 6.7
 FG Pct: 59.5
 FT Pct: 58.3

Rebounds/game: 6.6
 Assists/game: 0.5
 Turnovers/game: 0.9
 Assist/turnover ratio: 0.6
 Steals/game: 1.1
 Blocks/game: 1.4

CAREER STATISTICS

Season	gp-gs	min/avg	fg-fga	pct	fg-fga	pct	ft-fga	pct	off	def	tot	avg	pf	fo	ast	to	blk	stl	pts	avg
2016-17	20-5	227/11.4	26-48	.542	0-0	.000	10-26	.385	24	31	55	2.8	34	1	3	15	5	9	62	3.1
2017-18	31-30	602/19.4	105-201	.522	1-3	.333	43-75	.573	92	119	211	6.8	68	1	7	28	29	33	254	8.2
2018-19	36-36	761/21.1	100-168	.595	0-0	.000	42-72	.583	102	135	237	6.6	87	1	19	32	52	39	242	6.7
TOTAL	87-71	1590/18.3	231-417	.554	1-3	.333	95-173	.549	218	285	503	5.8	189	3	29	75	86	81	558	6.4



13 Grayce Spangler | So. | 5-10 | G | Fayetteville, Ark. (Fayetteville HS)

SEASON HIGHS

Points	9	UAB	3-24-19
FG Made	3	UAB	3-24-19
FG Att.	5	UAB	3-24-19
3FG Made	3	UAB	3-24-19
3FG Att.	5	UAB	3-24-19
FT Made			
FT Att.	2	JSU	12-30-18*
Off. Reb.	2	TTU	12-4-18
Def. Reb.			
Rebounds	2	TTU	12-4-18
Assists			
Blocks	1	Vanderbilt	1-13-19
Steals	1	Vanderbilt	1-13-19
Minutes	8	UAB	3-24-19

CAREER HIGHS

Points	9	UAB	3-24-19
FG Made	3	UAB	3-24-19
FG Att.	5	UAB	3-24-19
3FG Made	3	UAB	3-24-19
3FG Att.	5	UAB	3-24-19
FT Made	3	UTA	12-17-17
FT Att.	4	#13 Missouri	2-12-18
Off. Reb.	2	TTU	12-4-18
Def. Reb.	1	at ASU	12-21-17*
Rebounds	2	TTU	12-4-18
Assists	1	at Kentucky	2-15-18
Blocks	1	Vanderbilt	1-13-19
Steals	1	Vanderbilt	1-13-19*
Minutes	9	at #9 SC	1-25-18

*Most Recent

SEASON | CAREER SUPERLATIVES

Stat '17-'18 '18-'19 Career

- Double Figure Pts
- Double Figure Rebs
- Double-Doubles
- 5+ Assists
- 5+ Blocks
- 5+ Steals
- Led Team in Pts
- Led Team in Reb
- 20+ Points

NOTES

- Season/career best with nine points in WNIT game versus UAB.
- Arkansas Athletics Department Athletics Director's List (3.5-3.99 GPA) | Fall 2017, Spring 2018.
- Arkansas Athletics Department Honor Roll (3.0-3.49 GPA) | Fall 2018.
- Scored her first points as a Razorback going 3-for-3 from the line in a win over UTA as a freshman.
- Arkansas Ties: Father Shannon lettered as a linebacker (1989) and mother, Stacy, was a member of the Pom Squad at Arkansas


Opponent	Date	gs	min	Total		3-Pointers		Free throws		Rebounds			pf	a	t/o	blk	stl	pts	avg	
				fg-fga	pct	3fg-fga	pct	ft-fa	pct	off	def	tot								avg
NORTHWESTERN STATE	11/09/18	5	0-1	.000	0-1	.000	0-0	.000	0	0	0	0.0	2	0	0	0	0	0	0.0	
NO. 22 ARIZONA STATE	11/18/18	dnp	-	-	-	-	-	-	-	-	-	-	-	-	-	-	-	-	-	
vs Tennessee State	11/23/18	dnp	-	-	-	-	-	-	-	-	-	-	-	-	-	-	-	-	-	
vs Pittsburgh	11/24/18	dnp	-	-	-	-	-	-	-	-	-	-	-	-	-	-	-	-	-	
vs Wisconsin	11/25/18	dnp	-	-	-	-	-	-	-	-	-	-	-	-	-	-	-	-	-	
ORAL ROBERTS	11/28/18	dnp	-	-	-	-	-	-	-	-	-	-	-	-	-	-	-	-	-	
at No. 22/23 Iowa State	12/02/18	dnp	-	-	-	-	-	-	-	-	-	-	-	-	-	-	-	-	-	
TENNESSEE TECH	12/04/18	6	0-4	.000	0-2	.000	0-0	.000	2	0	2	1.0	2	0	0	0	0	0	0.0	
at Abilene Christian	12/08/18	dnp	-	-	-	-	-	-	-	-	-	-	-	-	-	-	-	-	-	
PRAIRIE VIEW A&M	12/16/18	5	0-1	.000	0-1	.000	0-2	.000	1	0	1	1.0	0	0	0	0	0	0	0.0	
NEBRASKA	12/18/18	0	0-0	.000	0-0	.000	0-0	.000	0	0	0	0.8	0	0	0	0	0	0	0.0	
at Tulsa	12/20/18	dnp	-	-	-	-	-	-	-	-	-	-	-	-	-	-	-	-	-	
JACKSON STATE	12/30/18	3	2-2	1.000	2-2	1.000	0-2	.000	0	0	0	0.6	0	0	0	0	0	6	1.2	
MISSISSIPPI STATE	01/03/19	dnp	-	-	-	-	-	-	-	-	-	-	-	-	-	-	-	-	-	
at Ole Miss	01/06/19	1	0-0	.000	0-0	.000	0-0	.000	0	0	0	0.5	0	0	0	0	0	0	1.0	
at Mizzou	01/10/19	1	0-0	.000	0-0	.000	0-0	.000	0	0	0	0.4	0	0	0	0	0	0	0.9	
VANDERBILT	01/13/19	3	2-2	1.000	2-2	1.000	0-0	.000	0	0	0	0.4	2	0	2	1	1	6	1.5	
at Tennessee	01/21/19	dnp	-	-	-	-	-	-	-	-	-	-	-	-	-	-	-	-	-	
ALABAMA	01/24/19	1	0-0	.000	0-0	.000	0-0	.000	0	0	0	0.3	2	0	1	0	0	0	1.3	
at Florida	01/27/19	dnp	-	-	-	-	-	-	-	-	-	-	-	-	-	-	-	-	-	
GEORGIA	01/31/19	dnp	-	-	-	-	-	-	-	-	-	-	-	-	-	-	-	-	-	
SOUTH CAROLINA	02/03/19	dnp	-	-	-	-	-	-	-	-	-	-	-	-	-	-	-	-	-	
at LSU	02/07/19	3	0-3	.000	0-1	.000	0-0	.000	0	0	0	0.3	1	0	0	0	0	0	1.2	
AU	02/10/19	dnp	-	-	-	-	-	-	-	-	-	-	-	-	-	-	-	-	-	
at No. 17 Kentucky	02/17/19	dnp	-	-	-	-	-	-	-	-	-	-	-	-	-	-	-	-	-	
at Georgia	02/21/19	dnp	-	-	-	-	-	-	-	-	-	-	-	-	-	-	-	-	-	
OLE MISS	02/24/19	1	0-0	.000	0-0	.000	0-0	.000	0	0	0	0.3	0	0	0	0	0	0	1.1	
MISSOURI	02/28/19	dnp	-	-	-	-	-	-	-	-	-	-	-	-	-	-	-	-	-	
at Texas A&M	03/03/19	dnp	-	-	-	-	-	-	-	-	-	-	-	-	-	-	-	-	-	
vs Georgia	03/07/19	dnp	-	-	-	-	-	-	-	-	-	-	-	-	-	-	-	-	-	
vs South Carolina	03/08/19	0	0-0	.000	0-0	.000	0-0	.000	0	0	0	0.3	0	0	0	0	0	0	1.0	
vs Texas A&M	03/09/19	dnp	-	-	-	-	-	-	-	-	-	-	-	-	-	-	-	-	-	
vs Mississippi State	03/10/19	dnp	-	-	-	-	-	-	-	-	-	-	-	-	-	-	-	-	-	
HOUSTON	03/21/19	dnp	-	-	-	-	-	-	-	-	-	-	-	-	-	-	-	-	-	
UAB	03/24/19	8	3-5	.600	3-5	.600	0-0	.000	0	0	0	0.2	0	0	0	0	0	9	1.6	
Totals		0	37	7-18	.389	7-14	.500	0-4	.000	3	0	3	0.2	9	0	3	1	1	21	1.6

Games played: 13
 Minutes/game: 2.8
 Points/game: 1.6
 FG Pct: 38.9
 3FG Pct: 50.0
 FT Pct: 0.0

Rebounds/game: 0.2
 Turnovers/game: 0.2
 Steals/game: 0.1
 Blocks/game: 0.1

CAREER STATISTICS

Season	gp-gs	min/avg	fg-fga	pct	fg-fga	pct	ft-fa	pct	off	def	tot	avg	pf	fo	ast	to	blk	stl	pts	avg
2017-18	17-0	67/3.9	2-16	.125	0-6	.000	4-10	.400	1	4	5	0.3	13	0	1	5	0	1	8	0.5
2018-19	13-0	37/2.8	7-18	.389	7-14	.500	0-4	.000	3	0	3	0.2	9	0	0	3	1	1	21	1.6
TOTAL	30-0	104/3.5	9-34	.265	7-20	.350	4-14	.286	4	4	8	0.3	22	0	1	8	1	2	29	1.0



14 Jailyn Mason | Jr. | 5-9 | G | Mason, Ohio (William Mason HS)

SEASON HIGHS

Points	16	at Ole Miss	1-6-19
FG Made	6	at Ole Miss	1-6-19
FG Att.	14	Wisconsin	11-25-18
3FG Made	4	South Carolina	3-8-19*
3FG Att.	9	Texas A&M	3-9-19
FT Made	2	Texas A&M	3-9-19*
FT Att.	3	ORU	11-28-18
Off. Reb.	3	Wisconsin	11-25-18
Def. Reb.	9	Alabama	1-24-19
Rebounds	9	Alabama	1-24-19
Assists	5	at No. 17 Kentucky	2-17-19*
Blocks	2	TSU	11-23-18
Steals	3	TTU	12-4-18*
Minutes	40	Houston	3-21-19 (WNIT)*

CAREER HIGHS

Points	19	ORU	12-21-16
FG Made	9	No. 11 Tenn.	2-8-18*
FG Att.	21	No. 11 Tenn.	2-8-18*
3FG Made	4	South Carolina	3-8-19*
3FG Att.	9	Texas A&M	3-9-19
FT Made	4	#13 Missouri	2-12-18*
FT Att.	4	#13 Missouri	2-12-18*
Off. Reb.	4	Texas Tech	12-3-16
Def. Reb.	9	Alabama	1-24-19
Rebounds	9	Alabama	1-24-19*
Assists	11	HBU	12-28-16
Blocks	3	SHSU	11-10-17
Steals	5	at Georgia	1-11-18
Minutes	40	Houston	3-21-19 (WNIT)*

*Most Recent

SEASON | CAREER SUPERLATIVES

Stat	'16-17	'17-18	'18-19	Career
Double Figure Pts	10	19	13	42
Double Figure Rebs	-	-	-	-
Double-Doubles (pts/ast)	2	-	-	2
5+ Assists	6	5	3	14
5+ Blocks	-	-	-	-
5+ Steals	-	-	-	-
Led Team in Pts	-	8	-	8
Led Team in Reb	-	1	3	4
20+ Points	-	-	-	-

NOTES

- Thirteen games in double figure scoring - 42 games in her career.
- Has a Jordan shoe collection and is interning with the Athletics Department photographer.
- Member of the SEC WBB Leadership Council.
- SEC All-Freshman Team | 2017
- Two-time SEC Freshman of the Week | 2016-17
- She has 35 games in double figure scoring including a streak of five in a row twice as a sophomore and an eight-game streak that was snapped at Alabama last season.
- Scored 12 points, all in the second half, fueling a 15-point comeback win versus Wisconsin.

Opponent	Date	gs	min	Total		3-Pointers		Free throws		Rebounds				pf	a	t/o	blk	stl	pts	avg
				fg-fga	pct	3fg-fga	pct	ft-fa	pct	off	def	tot	avg							
NORTHWESTERN STATE	11/09/18	19	1-3	.333	0-1	.000	2-2	1.000	0	4	4	4.0	2	4	2	1	0	4	4.0	
at UT Arlington	11/14/18	* 23	0-2	.000	0-0	.000	0-0	.000	0	1	1	2.5	2	2	1	0	3	0	2.0	
NO. 22 ARIZONA STATE	11/18/18	* 31	5-6	.833	1-1	1.000	0-0	.000	1	3	4	3.0	4	3	0	0	1	11	5.0	
vs Tennessee State	11/23/18	* 22	1-9	.111	0-3	.000	2-2	1.000	1	1	2	2.8	1	2	4	2	1	4	4.8	
vs Pittsburgh	11/24/18	* 21	2-5	.400	1-3	.333	0-0	.000	0	1	1	2.4	1	1	1	0	1	5	4.8	
vs Wisconsin	11/25/18	* 36	5-14	.357	1-4	.250	1-2	.500	3	4	7	3.2	3	1	1	0	2	12	6.0	
ORAL ROBERTS	11/28/18	* 27	4-7	.571	2-2	1.000	2-3	.667	1	5	6	3.6	0	0	1	1	0	12	6.9	
at No. 22/23 Iowa State	12/02/18	* 30	4-10	.400	2-3	.667	0-0	.000	0	4	4	3.6	4	2	1	0	0	10	7.3	
TENNESSEE TECH	12/04/18	* 25	1-5	.200	1-1	1.000	1-2	.500	1	1	2	3.4	1	3	1	1	3	4	6.9	
at Abilene Christian	12/08/18	* 36	2-8	.250	1-4	.250	0-0	.000	1	4	5	3.6	1	5	1	1	2	5	6.7	
PRAIRIE VIEW A&M	12/16/18	* 22	3-6	.500	0-2	.000	0-0	.000	1	0	1	3.4	0	0	1	0	1	6	6.6	
NEBRASKA	12/18/18	* 33	4-8	.500	2-4	.500	1-2	.500	0	0	0	3.1	3	4	2	0	0	11	7.0	
at Tulsa	12/20/18	* 34	2-6	.333	2-4	.500	0-0	.000	0	5	5	3.2	1	3	3	1	1	6	6.9	
JACKSON STATE	12/30/18	* 18	4-8	.500	1-4	.250	0-0	.000	1	5	6	3.4	3	2	3	0	1	9	7.1	
MISSISSIPPI STATE	01/03/19	* 20	1-5	.200	0-1	.000	0-0	.000	0	1	1	3.3	1	1	2	0	2	2	6.7	
at Ole Miss	01/06/19	* 29	6-11	.545	4-6	.667	0-0	.000	1	5	6	3.4	1	3	3	0	1	16	7.3	
at Mizou	01/10/19	* 25	3-6	.500	1-4	.250	0-0	.000	0	1	1	3.3	1	0	0	1	0	7	7.3	
VANDERBILT	01/13/19	* 24	2-6	.333	1-2	.500	0-0	.000	1	3	4	3.3	1	2	1	1	0	5	7.2	
at Tennessee	01/21/19	* 39	3-8	.375	1-3	.333	0-0	.000	1	5	6	3.5	3	5	4	0	2	7	7.2	
ALABAMA	01/24/19	* 29	3-7	.429	1-4	.250	0-0	.000	0	9	9	3.8	1	4	2	0	2	7	7.2	
at Florida	01/27/19	* 36	4-8	.500	2-5	.400	2-2	1.000	0	5	5	3.8	3	1	2	1	1	12	7.4	
GEORGIA	01/31/19	* 37	2-8	.250	0-5	.000	0-0	.000	0	6	6	3.9	4	1	1	0	2	4	7.2	
SOUTH CAROLINA	02/03/19	* 30	2-7	.286	1-3	.333	0-0	.000	1	6	7	4.0	4	1	3	1	2	5	7.1	
at LSU	02/07/19	* 36	1-4	.250	0-2	.000	0-0	.000	0	2	2	4.0	2	0	2	0	2	2	6.9	
AU	02/10/19	* 30	3-10	.300	1-4	.250	2-2	1.000	0	2	2	3.9	2	1	1	0	2	9	7.0	
at No. 17 Kentucky	02/17/19	* 40	2-9	.222	1-3	.333	1-2	.500	0	2	2	3.8	1	5	1	0	0	6	7.0	
at Georgia	02/21/19	* 31	3-9	.333	0-5	.000	0-0	.000	1	2	3	3.8	4	2	1	0	2	6	6.9	
OLE MISS	02/24/19	* 29	5-7	.714	0-1	.000	0-0	.000	0	2	2	3.7	2	0	1	0	0	10	7.0	
MISSOURI	02/28/19	* 33	4-6	.667	2-2	1.000	0-0	.000	0	4	4	3.7	2	1	0	0	0	10	7.1	
at Texas A&M	03/03/19	* 24	1-9	.111	0-6	.000	0-0	.000	0	2	2	3.7	0	3	0	1	0	2	7.0	
vs Georgia	03/07/19	* 36	4-5	.800	4-4	1.000	0-0	.000	0	1	1	3.6	0	1	0	0	1	12	7.1	
vs South Carolina	03/08/19	* 33	5-9	.556	4-6	.667	0-0	.000	1	3	4	3.6	4	1	1	0	0	14	7.3	
vs Texas A&M	03/09/19	* 38	5-13	.385	3-9	.333	2-2	1.000	0	3	3	3.6	1	0	1	0	0	15	7.6	
vs Mississippi State	03/10/19	* 34	3-7	.429	2-5	.400	0-0	.000	1	3	4	3.6	1	0	1	1	0	8	7.6	
HOUSTON	03/21/19	* 40	4-9	.444	0-3	.000	0-0	.000	1	5	6	3.7	0	1	2	0	4	8	7.6	
UAB	03/24/19	* 22	4-8	.500	3-4	.750	0-0	.000	0	2	2	3.6	3	2	0	0	0	11	7.7	
Totals		35	1072	108-268	.403	45-123	.366	16-21	.762	18	112	130	3.6	67	67	51	13	39	277	7.7

Games played: 36
 Minutes/game: 29.8
 Points/game: 7.7
 FG Pct: 40.3
 3FG Pct: 36.6
 FT Pct: 76.2

Rebounds/game: 3.6
 Assists/game: 1.9
 Turnovers/game: 1.4
 Assist/turnover ratio: 1.3
 Steals/game: 1.1
 Blocks/game: 0.4

CAREER STATISTICS

Season	gp-gs	min/avg	fg-fga	pct	fg-fga	pct	ft-fa	pct	off	def	tot	avg	pf	fo	ast	to	blk	stl	pts	avg
2016-17	30-30	894/29.8	100-256	.391	19-53	.358	7-11	.636	21	96	117	3.9	72	2	93	56	8	31	226	7.5
2017-18	31-31	1031/33.3	139-344	.404	47-130	.362	16-19	.842	17	111	128	4.1	56	1	92	67	14	34	341	11.0
2018-19	36-35	1072/29.8	108-268	.403	45-123	.366	16-21	.762	18	112	130	3.6	67	0	67	51	13	39	277	7.7
TOTAL	97-96	2997/30.9	347-868	.400	111-306	.363	39-51	.765	56	319	375	3.9	195	3	252	174	35	104	844	8.7



20 Sydney Stout | Jr. | 6-0 | F | Bixby, Okla. (Bixby HS)

SEASON HIGHS

Points	3	PVAM	12-16-18
FG Made	1	PVAM	12-16-18
FG Att.	1	UAB	3-24-19*
3FG Made	1	PVAM	12-16-18
3FG Att.	1	UAB	3-24-19*
FT Made	1	UAB	3-24-19
FT Att.	2	UAB	3-24-19
Off. Reb.	1	PVAM	12-16-18
Def. Reb.	1	at LSU	2-7-19*
Rebounds	1	at LSU	2-7-19*
Assists	1	UAB	3-24-19*
Blocks			
Steals			
Minutes	10	UAB	3-24-19

CAREER HIGHS

Points	8	HBU	12-28-16
FG Made	3	HBU	12-28-16
FG Att.	5	HBU	12-28-16
3FG Made	2	HBU	12-28-16
3FG Att.	4	HBU	12-28-16
FT Made	2	Texas A&M	1-12-17
FT Att.	4	Texas A&M	1-12-17
Off. Reb.	1	PVAM	12-16-18*
Def. Reb.	6	HBU	12-28-16
Rebounds	6	HBU	12-28-16
Assists	1	#13 Missouri	2-12-18*
Blocks	1	ULM	11-13-16
Steals	2	at S Carolina	1-25-18
Minutes	15	HBU	12-28-16

*Most Recent

SEASON | CAREER SUPERLATIVES

Stat	'16-17	'17-18	'18-19	Career
Double Figure Pts				
Double Figure Rebs				
Double-Doubles				
5 + Assists				
5 + Blocks				
5 + Steals				
Led Team in Pts				
Led Team in Reb				
20 + Points				

NOTES

- Arkansas Athletics Department Honor Roll (3.0-3.49 GPA) | Fall 2016.
- Arkansas Athletics Depart. Academic Champion (4.0 GPA) | Spring 2017, Fall 2017, Spring 2018, Fall 2018.
- SEC First Year Academic Honor Roll (2016-2017)
- Plans to graduate a year early with a degree in Marketing.

Opponent	Date	gs	min	Total		3-Pointers		Free throws		Rebounds				pf	a	t/o	blk	stl	pts	avg
				fg-fga	pct	3fg-fga	pct	ft-fa	pct	off	def	tot	avg							
NORTHWESTERN STATE	11/09/18	4		0-0	.000	0-0	.000	0-0	.000	0	0	0	0.0	1	0	0	0	0	0.0	
NO. 22 ARIZONA STATE	11/18/18	dnp		-	-	-	-	-	-	-	-	-	-	-	-	-	-	-	-	
vs Tennessee State	11/23/18	1		0-0	.000	0-0	.000	0-0	.000	0	0	0	0.0	0	0	0	0	0	0.0	
vs Pittsburgh	11/24/18	dnp		-	-	-	-	-	-	-	-	-	-	-	-	-	-	-	-	
vs Wisconsin	11/25/18	dnp		-	-	-	-	-	-	-	-	-	-	-	-	-	-	-	-	
ORAL ROBERTS	11/28/18	dnp		-	-	-	-	-	-	-	-	-	-	-	-	-	-	-	-	
at No. 22/23 Iowa State	12/02/18	dnp		-	-	-	-	-	-	-	-	-	-	-	-	-	-	-	-	
TENNESSEE TECH	12/04/18	5		0-0	.000	0-0	.000	0-0	.000	0	1	1	0.3	0	0	0	0	0	0.0	
at Abilene Christian	12/08/18	dnp		-	-	-	-	-	-	-	-	-	-	-	-	-	-	-	-	
PRAIRIE VIEW A&M	12/16/18	3		1-1	1.000	1-1	1.000	0-0	.000	1	0	1	0.5	0	0	0	0	3	0.8	
NEBRASKA	12/18/18	0		0-0	.000	0-0	.000	0-0	.000	0	0	0	0.4	0	0	0	0	0	0.6	
at Tulsa	12/20/18	dnp		-	-	-	-	-	-	-	-	-	-	-	-	-	-	-	-	
JACKSON STATE	12/30/18	3		0-0	.000	0-0	.000	0-0	.000	0	0	0	0.3	0	0	0	0	0	0.5	
MISSISSIPPI STATE	01/03/19	dnp		-	-	-	-	-	-	-	-	-	-	-	-	-	-	-	-	
at Ole Miss	01/06/19	1		0-0	.000	0-0	.000	0-0	.000	0	0	0	0.3	0	0	0	0	0	0.4	
at Mizou	01/10/19	1		0-0	.000	0-0	.000	0-0	.000	0	0	0	0.3	0	0	0	0	0	0.4	
VANDERBILT	01/13/19	3		0-0	.000	0-0	.000	0-0	.000	0	0	0	0.2	0	0	0	0	0	0.3	
at Tennessee	01/21/19	dnp		-	-	-	-	-	-	-	-	-	-	-	-	-	-	-	-	
ALABAMA	01/24/19	1		0-0	.000	0-0	.000	0-0	.000	0	0	0	0.2	0	0	0	0	0	0.3	
at Florida	01/27/19	dnp		-	-	-	-	-	-	-	-	-	-	-	-	-	-	-	-	
GEORGIA	01/31/19	dnp		-	-	-	-	-	-	-	-	-	-	-	-	-	-	-	-	
SOUTH CAROLINA	02/03/19	dnp		-	-	-	-	-	-	-	-	-	-	-	-	-	-	-	-	
at LSU	02/07/19	3		0-0	.000	0-0	.000	0-0	.000	0	1	1	0.3	0	1	0	0	0	0.3	
AU	02/10/19	dnp		-	-	-	-	-	-	-	-	-	-	-	-	-	-	-	-	
at No. 17 Kentucky	02/17/19	dnp		-	-	-	-	-	-	-	-	-	-	-	-	-	-	-	-	
at Georgia	02/21/19	dnp		-	-	-	-	-	-	-	-	-	-	-	-	-	-	-	-	
OLE MISS	02/24/19	1		0-0	.000	0-0	.000	0-0	.000	0	0	0	0.3	1	0	0	0	0	0.3	
MISSOURI	02/28/19	dnp		-	-	-	-	-	-	-	-	-	-	-	-	-	-	-	-	
at Texas A&M	03/03/19	1		0-0	.000	0-0	.000	0-0	.000	0	0	0	0.2	0	0	0	0	0	0.2	
vs Georgia	03/07/19	dnp		-	-	-	-	-	-	-	-	-	-	-	-	-	-	-	-	
vs South Carolina	03/08/19	0		0-0	.000	0-0	.000	0-0	.000	0	0	0	0.2	0	0	0	0	0	0.2	
vs Texas A&M	03/09/19	dnp		-	-	-	-	-	-	-	-	-	-	-	-	-	-	-	-	
vs Mississippi State	03/10/19	dnp		-	-	-	-	-	-	-	-	-	-	-	-	-	-	-	-	
HOUSTON	03/21/19	dnp		-	-	-	-	-	-	-	-	-	-	-	-	-	-	-	-	
UAB	03/24/19	10		0-1	.000	0-1	.000	1-2	.500	1	4	5	0.5	0	1	0	0	1	0.3	
Totals		0	37	1-2	.500	1-2	.500	1-2	.500	2	6	8	0.5	2	2	0	0	4	0.3	

Games played: 15
Minutes/game: 2.5
Points/game: 0.3
FG Pct: 50.0
3FG Pct: 50.0
FT Pct: 50.0

Rebounds/game: 0.5
Assists/game: 0.1
Assists/turnover ratio: 99.9

CAREER STATISTICS

Season	gp-gs	min/avg	fg-fga	pct	fg-fga	pct	ft-fa	pct	off	def	tot	avg	pf	fo	ast	to	blk	stl	pts	avg
2016-17	15-0	72/4.8	5-14	.357	4-12	.333	2-4	.500	2	9	11	0.7	15	0	1	2	1	0	16	1.1
2017-18	16-0	84/5.3	1-9	.111	1-6	.167	3-6	.500	4	6	10	0.6	4	0	3	3	0	3	6	0.4
2018-19	15-0	37/2.5	1-2	.500	1-2	.500	1-2	.500	2	6	8	0.5	2	0	2	0	0	0	4	0.3
TOTAL	46-0	193/4.2	7-25	.280	6-20	.300	6-12	.500	8	21	29	0.6	21	0	6	5	1	3	26	0.6



22 Bailey Zimmerman | Sr. | 6-0 | F | St. Vincent, Ark. (Wonderview HS)

SEASON HIGHS

Points	12	TSU	11-23-18
FG Made	4	UAB	3-24-19*
FG Att.	9	UAB	3-24-19
3FG Made	2	JSU	12-30-18*
3FG Att.	6	at Florida	1-27-19*
FT Made	5	PVAM	12-16-18
FT Att.	6	PVAM	12-16-18*
Off. Reb.	7	Pitt	11-24-18
Def. Reb.	6	NEB	12-18-18*
Rebounds	11	PVAM	12-16-18*
Assists	2	Ole Miss	2-24-19*
Blocks	3	#16 S Carolina	2-3-19*
Steals	4	at Tennessee	1-21-19
Minutes	30	at ACU	12-8-18

CAREER HIGHS

Points	14	#13 Missouri	2-12-18*
FG Made	4	UAB	3-24-19*
FG Att.	11	#11 Tennessee	2-8-18*
3FG Made	3	at Kentucky	2-15-18*
3FG Att.	8	at Auburn	1-14-18
FT Made	5	PVAM	12-16-18
FT Att.	6	PVAM	12-16-18*
Off. Reb.	7	Pitt	11-24-18
Def. Reb.	6	NEB	12-18-18*
Rebounds	11	PVAM	12-16-18*
Assists	3	at Kentucky	2-15-18*
Blocks	3	#16 S Carolina	2-3-19*
Steals	4	at Tennessee	1-21-19
Minutes	40	#11 Tennessee	2-8-18

*Most Recent

SEASON | CAREER SUPERLATIVES

Stat	'15-'16	'16-'17	'17-'18	'18-'19	Career
Double Figure Pts	-	2	5	3	10
Double Figure Rebs	-	-	-	2	2
Double-Doubles	-	-	-	1	1
5+ Assists	-	-	-	-	-
5+ Blocks	-	-	-	-	-
5+ Steals	-	-	-	-	-
Led Team in Pts	-	-	-	-	-
Led Team in Reb	-	-	2	4	6
20+ Points	-	-	-	-	-

NOTES

- First career double-double with 11 points and 11 rebounds against Pitt.
- Three games as a senior in double figure scoring and two with double digit rebounds.
- SEC Academic Honor Roll | 2016-17, 2017-18.
- Arkansas Athletics Department Academic Champion (4.0 GPA) | Spring 2017.
- Arkansas Athletics Director's List (3.5-3.99 GPA) | Fall 2015, Fall 2016, Fall 2017, Fall 2018.
- Arkansas Athletics Department Honor Roll (3.0-3.49 GPA) | Fall 2017, Spring 2018.
- Graduated in December with a degree in Apparel Merchandising.
- Named to SEC Community Service Team | February 2019

Opponent	Date	gs	min	Total		3-Pointers		Free throws		Rebounds					pts	avg				
				fg-fga	pct	3fg-fga	pct	ft-fga	pct	off	def	tot	avg	pf			a	t/o	blk	stl
NORTHWESTERN STATE	11/09/18	17	1-4	.250	1-3	.333	1-2	.500	0	4	4	4.0	0	1	0	1	0	4	4.0	
at UT Arlington	11/14/18	21	2-3	.667	0-1	.000	0-2	.000	3	2	5	4.5	2	0	1	1	0	4	4.0	
NO. 22 ARIZONA STATE	11/18/18	21	1-2	.500	0-1	.000	0-0	.000	0	1	1	3.3	1	0	1	0	0	2	3.3	
vs Tennessee State	11/23/18	25	3-5	.600	2-4	.500	4-6	.667	2	2	4	3.5	3	1	0	3	0	12	5.5	
vs Pittsburgh	11/24/18	28	4-8	.500	2-5	.400	1-2	.500	7	4	11	5.0	2	0	2	1	1	11	6.6	
vs Wisconsin	11/25/18	25	1-5	.200	0-4	.000	1-1	1.000	2	2	4	4.8	2	1	0	0	0	3	6.0	
ORAL ROBERTS	11/28/18	21	1-5	.200	1-3	.333	1-2	.500	2	1	3	4.6	0	0	1	0	0	4	5.7	
at No. 22/23 Iowa State	12/02/18	29	1-7	.143	1-6	.167	0-0	.000	2	1	3	4.4	3	2	1	0	0	3	5.4	
TENNESSEE TECH	12/04/18	22	2-6	.333	1-3	.333	2-2	1.000	1	4	5	4.4	1	0	1	1	1	7	5.6	
at Abilene Christian	12/08/18	30	1-5	.200	1-4	.250	0-0	.000	3	2	5	4.5	3	0	0	0	1	3	5.3	
PRAIRIE VIEW A&M	12/18/18	19	0-4	.000	0-2	.000	5-6	.833	5	6	11	5.1	0	0	0	0	0	5	5.3	
NEBRASKA	12/18/18	19	1-4	.250	1-3	.333	0-0	.000	1	6	7	5.3	2	0	2	1	1	3	5.1	
at Tulsa	12/20/18	18	1-3	.333	1-2	.500	1-2	.500	1	3	4	5.2	1	0	1	0	1	4	5.0	
JACKSON STATE	12/30/18	16	2-5	.400	2-3	.667	0-0	.000	2	2	4	5.1	0	0	0	1	0	6	5.1	
MISSISSIPPI STATE	01/03/19	12	0-2	.000	0-1	.000	0-0	.000	0	3	3	4.9	0	0	0	0	0	0	4.7	
at Ole Miss	01/06/19	22	1-4	.250	0-2	.000	4-4	1.000	1	1	2	4.8	1	0	0	0	0	3	6	4.8
at Mizzou	01/10/19	18	2-5	.400	1-3	.333	0-0	.000	1	1	2	4.6	2	1	0	0	0	5	4.8	
VANDERBILT	01/13/19	16	1-6	.167	1-3	.333	0-0	.000	4	3	7	4.7	2	1	0	0	0	3	4.7	
at Tennessee	01/21/19	25	1-4	.250	1-3	.333	3-4	.750	3	2	5	4.7	2	0	2	1	4	6	4.8	
ALABAMA	01/24/19	25	2-2	1.000	1-1	1.000	0-0	.000	0	4	4	4.7	0	2	3	0	1	5	4.8	
at Florida	01/27/19	17	1-6	.167	1-6	.167	2-4	.500	0	0	0	4.5	1	0	0	0	0	5	4.8	
GEORGIA	01/31/19	21	2-6	.333	1-2	.500	0-0	.000	1	3	4	4.5	1	0	1	1	1	5	4.8	
SOUTH CAROLINA	02/03/19	21	0-4	.000	0-2	.000	0-2	.000	1	2	3	4.4	2	0	3	0	0	0	4.6	
at LSU	02/07/19	18	1-3	.333	0-1	.000	0-0	.000	1	4	5	4.4	0	0	1	0	0	2	4.5	
AU	02/10/19	20	1-3	.333	0-1	.000	1-1	1.000	2	2	4	4.4	2	1	0	0	0	3	4.4	
at No. 17 Kentucky	02/17/19	10	1-1	1.000	0-0	.000	2-2	1.000	0	0	0	4.2	0	0	1	0	0	4	4.4	
at Georgia	02/21/19	8	0-0	.000	0-0	.000	0-0	.000	0	0	0	4.1	1	1	1	0	0	0	4.3	
OLE MISS	02/24/19	21	0-2	.000	0-1	.000	1-2	.500	3	2	5	4.1	0	2	1	0	2	1	4.1	
MISSOURI	02/28/19	10	0-1	.000	0-1	.000	0-0	.000	0	1	1	4.0	1	0	1	0	0	0	4.0	
at Texas A&M	03/03/19	10	0-1	.000	0-1	.000	0-0	.000	1	0	1	3.9	2	0	2	0	0	0	3.9	
vs Georgia	03/07/19	4	0-1	.000	0-1	.000	0-0	.000	0	1	1	3.8	0	0	0	0	0	1	0	3.7
vs South Carolina	03/08/19	7	0-1	.000	0-1	.000	0-0	.000	0	1	1	3.7	2	0	1	0	0	0	3.6	
vs Texas A&M	03/09/19	7	0-1	.000	0-1	.000	0-0	.000	1	0	1	3.6	1	0	0	0	0	0	3.5	
vs Mississippi State	03/10/19	9	1-4	.250	1-4	.250	0-0	.000	0	1	1	3.6	0	0	0	0	0	0	3.5	
HOUSTON	03/21/19	3	0-0	.000	0-0	.000	0-0	.000	0	2	2	3.5	0	1	0	0	0	0	3.4	
UAB	03/24/19	16	4-9	.444	1-4	.250	2-3	.667	1	5	6	3.6	1	0	1	1	1	11	3.6	
Totals		1	631	39-132	.295	21-83	.253	31-47	.660	51	78	129	3.6	41	14	24	17	18	130	3.6

Games played: 36
 Minutes/game: 17.5
 Points/game: 3.6
 FG Pct: 29.5
 3FG Pct: 25.3
 FT Pct: 66.0

Rebounds/game: 3.6
 Assists/game: 0.4
 Turnovers/game: 0.7
 Assist/turnover ratio: 0.6
 Steals/game: 0.5
 Blocks/game: 0.5

CAREER STATISTICS

Season	gp-gs	min/avg	fg-fga	pct	fg-fga	pct	ft-fga	pct	off	def	tot	avg	pf	fo	ast	to	blk	stl	pts	avg
2015-16	20-1	174/8.7	6-48	.125	4-33	.121	7-12	.583	12	9	21	1.1	9	0	4	15	2	4	23	1.2
2016-17	30-23	627/20.9	45-144	.313	24-84	.286	20-39	.513	35	80	115	3.8	46	0	28	37	10	19	134	4.5
2017-18	31-31	744/24.0	42-161	.261	18-87	.207	28-46	.609	49	49	98	3.2	55	1	37	35	12	12	130	4.2
2018-19	36-1	631/17.5	39-132	.295	21-83	.253	31-47	.660	51	78	129	3.6	41	0	14	24	17	18	130	3.6
TOTAL	117-56	2176/18.6	132-485	.272	67-287	.233	86-144	.597	147	216	363	3.1	151	1	83	111	41	53	417	3.6



24 Taylah Thomas | So. | 6-1 | F | Arlington, Texas (Mansfield Timberview HS)

SEASON HIGHS

Points	15	Alabama	1-24-19*
FG Made	7	Alabama	1-24-19
FG Att.	10	Alabama	1-24-19
3FG Made			
3FG Att.			
FT Made	3	Houston	3-21-19 (WNIT)*
FT Att.	6	NSU	11-9-18
Off. Reb.	5	Alabama	1-24-19*
Def. Reb.	9	Wisconsin	11-25-18
Rebounds	12	Wisconsin	11-25-18
Assists	1	at Texas A&M	3-3-19*
Blocks	2	#7/6 MSU	1-3-18
Steals	3	Georgia	1-21-19*
Minutes	25	at Florida	1-27-19

CAREER HIGHS

Points	15	Alabama	1-24-19*
FG Made	7	Alabama	1-24-19
FG Att.	10	Alabama	1-24-19
3FG Made	1	Ole Miss	12-31-17*
3FG Att.	1	at #9 SC	1-25-18*
FT Made	3	Houston	3-21-19 (WNIT)*
FT Att.	6	NSU	11-9-18*
Off. Reb.	6	Nebraska	11-16-17
Def. Reb.	9	Wisconsin	11-25-18
Rebounds	12	Wisconsin	11-25-18
Assists	2	at #11 Missouri	1-21-18
Blocks	2	#7/6 MSU	1-3-19*
Steals	3	Georgia	1-21-19*
Minutes	29	at Georgia	1-11-18

*Most Recent

SEASON | CAREER SUPERLATIVES

Stat	'17-'18	'18-'19	Career
Double Figure Pts	1	5	6
Double Figure Rebs	1	1	2
Double-Doubles			
5+ Assists			
5+ Blocks			
5+ Steals			
Led Team in Pts	-	1	1
Led Team in Reb	7	9	16
20+ Points			

NOTES

- Scored in double figures in five games, tying her career-best with 15 points versus Alabama.
- Was team's leading scorer against PVAMU.
- Scored 22 points in three games in Italy in August.
- Arkansas Athletics Department Athletic Director's List (3.5-3.99 GPA) | Fall 2017, Spring 2018.
- Arkansas Athletics Department Academic Honor Roll (3.0-3.49 GPA) | Fall 2018.
- Considered one of the top power forwards out of Texas.
- Played in every game of her career.
- Scored in double figures four times in her career.

Opponent	Date	gs	min	Total		3-Pointers		Free throws		Rebounds				pf	a	t/o	blk	stl	pts	avg
				fg-fga	pct	3fg-fga	pct	ft-fa	pct	off	def	tot	avg							
NORTHWESTERN STATE	11/09/18	17	4-7	.571	0-0	.000	3-6	.500	5	4	9	9.0	0	0	0	3	11	11.0		
at UT Arlington	11/14/18	22	1-2	.500	0-0	.000	0-2	.000	2	7	9	9.0	1	0	2	0	1	2	6.5	
NO. 22 ARIZONA STATE	11/18/18	15	0-0	.000	0-0	.000	0-0	.000	0	2	2	6.7	0	0	1	0	0	0	4.3	
11/23/18	10	0-3	.000	0-0	.000	1-2	.500	0	3	3	5.8	1	0	1	1	0	1	3.5		
vs Tennessee State	11/24/18	19	2-3	.667	0-0	.000	0-2	.000	3	5	8	6.2	2	0	1	0	0	4	3.6	
vs Pittsburgh	11/25/18	17	1-2	.500	0-0	.000	0-0	.000	3	9	12	7.2	3	0	0	0	1	2	3.3	
vs Wisconsin	11/28/18	17	0-3	.000	0-0	.000	0-2	.000	2	4	6	7.0	2	0	1	0	1	0	2.9	
ORAL ROBERTS	12/02/18	17	1-1	1.000	0-0	.000	0-1	.000	1	3	4	6.6	1	1	0	0	1	2	2.8	
at No. 22/23 Iowa State	12/04/18	15	0-1	.000	0-0	.000	1-2	.500	2	0	2	6.1	0	0	0	0	0	1	2.6	
TENNESSEE TECH	12/08/18	19	5-6	.833	0-0	.000	2-2	1.000	2	4	6	6.1	2	0	1	0	0	12	3.5	
at Abilene Christian	12/18/18	15	5-9	.556	0-0	.000	1-2	.500	3	4	7	6.2	2	0	0	1	0	11	4.2	
PRAIRIE VIEW A&M	12/18/18	16	1-3	.333	0-0	.000	3-4	.750	4	1	5	6.1	3	1	0	0	2	5	4.3	
NEBRASKA	12/20/18	17	0-1	.000	0-0	.000	0-0	.000	0	1	1	5.7	1	0	1	1	0	0	3.9	
at Tulsa	12/30/18	20	2-3	.667	0-0	.000	0-0	.000	2	4	6	5.7	0	0	0	0	1	4	3.9	
JACKSON STATE	01/03/19	20	6-7	.857	0-0	.000	3-4	.750	4	5	9	5.9	3	0	0	2	0	15	4.7	
MISSISSIPPI STATE	01/06/19	11	0-0	.000	0-0	.000	0-0	.000	0	3	3	5.8	1	0	1	1	0	0	4.4	
at Ole Miss	01/10/19	17	0-0	.000	0-0	.000	0-0	.000	2	4	6	5.8	3	0	1	0	1	0	4.1	
at Mizzou	01/13/19	21	1-3	.333	0-0	.000	2-2	1.000	1	5	6	5.8	5	0	1	0	1	4	4.1	
VANDERBILT	01/21/19	16	2-4	.500	0-0	.000	0-0	.000	3	4	7	5.8	1	0	0	0	0	4	4.1	
at Tennessee	01/24/19	21	7-10	.700	0-0	.000	1-1	1.000	5	2	7	5.9	1	0	1	0	1	15	4.7	
ALABAMA	01/27/19	25	2-4	.500	0-0	.000	2-2	1.000	1	5	6	5.9	3	0	1	0	0	6	4.7	
at Florida	01/31/19	18	2-3	.667	0-0	.000	0-0	.000	2	4	6	5.9	0	0	0	0	3	4	4.7	
GEORGIA	02/03/19	16	2-6	.333	0-0	.000	0-0	.000	2	4	6	5.9	1	1	1	0	1	4	4.7	
SOUTH CAROLINA	02/07/19	19	0-0	.000	0-0	.000	0-0	.000	2	4	6	5.9	3	0	4	0	0	0	4.5	
at LSU	02/10/19	22	1-2	.500	0-0	.000	0-0	.000	1	0	1	5.7	2	0	2	1	0	2	4.4	
AU	02/17/19	8	0-1	.000	0-0	.000	2-2	1.000	2	0	2	5.6	1	0	2	1	0	2	4.3	
at No. 17 Kentucky	02/21/19	16	0-1	.000	0-0	.000	0-0	.000	1	3	4	5.5	0	0	1	0	0	0	4.1	
at Georgia	02/24/19	19	0-0	.000	0-0	.000	0-0	.000	2	2	4	5.5	1	0	0	0	0	0	4.0	
MISSISSIPPI	02/28/19	22	0-1	.000	0-0	.000	0-0	.000	0	2	2	5.3	3	1	0	0	1	0	3.8	
at Texas A&M	03/03/19	18	0-2	.000	0-0	.000	0-0	.000	1	3	4	5.3	3	1	0	1	1	0	3.7	
vs Georgia	03/07/19	15	3-4	.750	0-0	.000	0-0	.000	1	1	2	5.2	2	0	2	0	0	6	3.8	
vs South Carolina	03/08/19	17	0-1	.000	0-0	.000	1-2	.500	2	2	4	5.2	5	0	1	0	1	1	3.7	
vs Texas A&M	03/09/19	16	0-2	.000	0-0	.000	1-2	.500	2	1	3	5.1	3	0	0	0	1	1	3.6	
vs Mississippi State	03/10/19	17	1-1	1.000	0-0	.000	2-2	1.000	0	1	1	5.0	2	0	0	0	0	4	3.6	
HOUSTON	03/21/19	19	1-2	.500	0-0	.000	3-4	.750	2	3	5	5.0	2	0	0	1	0	5	3.7	
UAB	03/24/19	12	1-2	.500	0-0	.000	1-2	.500	0	6	6	5.0	4	0	0	1	0	3	3.6	
Totals		0	621	51-100	.510	0-0	.000	29-48	.604	65	115	180	5.0	67	5	26	11	21	131	3.6

Games played: 36
 Minutes/game: 17.3
 Points/game: 3.6
 FG Pct: 51.0
 FT Pct: 60.4

Rebounds/game: 5.0
 Assists/game: 0.1
 Turnovers/game: 0.7
 Assist/turnover ratio: 0.2
 Steals/game: 0.6
 Blocks/game: 0.3

CAREER STATISTICS

Season	gp-gs	min/avg	fg-fga	pct	fg-fga	pct	ft-fa	pct	off	def	tot	avg	pf	fo	ast	to	blk	stl	pts	avg
2017-18	31-2	527/17.0	44-100	.440	3-10	.300	25-42	.595	55	89	144	4.6	58	1	5	25	6	8	116	3.7
2018-19	36-0	621/17.3	51-100	.510	0-0	.000	29-48	.604	65	115	180	5.0	67	2	5	26	11	21	131	3.6
TOTAL	67-2	1148/17.1	95-200	.475	3-10	.300	54-90	.600	120	204	324	4.8	125	3	10	51	17	29	247	3.7



30 Macy Weaver | So. | 6-3 | F | Davis Junction, Ill. (Stillman Valley HS)

SEASON HIGHS

Points	4	PVAM	12-16-18*
FG Made	2	PVAM	12-16-18
FG Att.	3	TTU	12-4-18*
3FG Made			
3FG Att.			
FT Made	2	ORU	11-28-18
FT Att.	2	at LSU	2-7-19*
Off. Reb.	3	Vanderbilt	1-13-19
Def. Reb.	3	Vanderbilt	1-13-19
Rebounds	5	TSU	11-23-18
Assists	1	PVAM	12-16-18
Blocks	4	TTU	12-4-18
Steals	2	TTU	12-4-18
Minutes	10	TSU	11-23-18

CAREER HIGHS

Points	7	#9/7 SC	1-25-18
FG Made	3	#9/7 SC	1-25-18
FG Att.	4	#9/7 SC	1-25-18
3FG Made	-		
3FG Att.	-		
FT Made	3	#13 Missouri	2-12-18
FT Att.	6	#13 Missouri	2-12-18
Off. Reb.	3	Vanderbilt	1-13-19*
Def. Reb.	4	UTA	12-17-17
Rebounds	5	TSU	11-23-18*
Assists	1	PVAM	12-16-18*
Blocks	4	TTU	12-4-18*
Steals	2	TTU	12-4-18*
Minutes	19	UTEP	11-24-17

*Most Recent

SEASON | CAREER SUPERLATIVES

Stat '17-'18 '18-'19 Career

- Double Figure Pts
- Double Figure Rebs
- Double-Doubles
- 5+ Assists
- 5+ Blocks
- 5+ Steals
- Led Team in Pts
- Led Team in Reb
- 20+ Points

NOTES

- Tied career-best with four blocks in nine minutes versus Tennessee Tech.
- Played in 20 games as a freshman.
- Arkansas Athletics Department Athletic Director's List (3.5-3.99 GPA) | Fall 2017, Spring 2018.
- Arkansas Athletics Department Academic Honor Roll (3.0-3.49 GPA) | Fall 2018.
- Played 19 minutes with four blocks and solid defense at UTEP.
- Career High seven points in 11 minutes vs South Carolina.

Opponent	Date	gs	min	Total		3-Pointers		Free throws		Rebounds			pf	a	t/o	blk	stl	pts	avg	
				fg-fga	pct	3fg-fga	pct	ft-fa	pct	off	def	tot								avg
NORTHWESTERN STATE	11/09/18	4	0-0	.000	0-0	.000	0-0	.000	0	0	0	0.0	1	0	0	0	0	0	0.0	
NO. 22 ARIZONA STATE	11/18/18	dnp	-	-	-	-	-	-	-	-	-	-	-	-	-	-	-	-	-	
vs Tennessee State	11/23/18	10	0-0	.000	0-0	.000	0-0	.000	3	2	5	2.5	2	0	0	1	0	0	0.0	
vs Pittsburgh	11/24/18	dnp	-	-	-	-	-	-	-	-	-	-	-	-	-	-	-	-	-	
vs Wisconsin	11/25/18	dnp	-	-	-	-	-	-	-	-	-	-	-	-	-	-	-	-	-	
ORAL ROBERTS	11/28/18	3	1-1	1.000	0-0	.000	2-2	1.000	0	1	1	2.0	2	0	1	1	0	4	1.3	
at No. 22/23 Iowa State	12/02/18	dnp	-	-	-	-	-	-	-	-	-	-	-	-	-	-	-	-	-	
TENNESSEE TECH	12/04/18	9	0-3	.000	0-0	.000	0-0	.000	1	2	3	2.3	2	0	0	4	2	0	1.0	
at Abilene Christian	12/08/18	dnp	-	-	-	-	-	-	-	-	-	-	-	-	-	-	-	-	-	
PRAIRIE VIEW A&M	12/16/18	5	2-2	1.000	0-0	.000	0-1	.000	2	1	3	2.4	1	1	0	1	0	4	1.6	
NEBRASKA	12/18/18	dnp	-	-	-	-	-	-	-	-	-	-	-	-	-	-	-	-	-	
at Tulsa	12/20/18	dnp	-	-	-	-	-	-	-	-	-	-	-	-	-	-	-	-	-	
JACKSON STATE	12/30/18	4	0-0	.000	0-0	.000	1-2	.500	0	2	2	2.3	0	0	0	2	0	1	1.5	
MISSISSIPPI STATE	01/03/19	dnp	-	-	-	-	-	-	-	-	-	-	-	-	-	-	-	-	-	
at Ole Miss	01/06/19	1	0-0	.000	0-0	.000	0-0	.000	0	0	0	2.0	0	0	0	0	0	0	1.3	
at Mizzou	01/10/19	1	1-1	1.000	0-0	.000	1-1	1.000	1	0	1	1.9	0	0	1	0	0	3	1.5	
VANDERBILT	01/13/19	5	0-1	.000	0-0	.000	0-0	.000	1	3	4	2.1	0	0	1	0	0	0	1.3	
at Tennessee	01/21/19	dnp	-	-	-	-	-	-	-	-	-	-	-	-	-	-	-	-	-	
ALABAMA	01/24/19	1	0-0	.000	0-0	.000	0-0	.000	0	0	0	1.9	0	0	0	0	0	0	1.2	
at Florida	01/27/19	dnp	-	-	-	-	-	-	-	-	-	-	-	-	-	-	-	-	-	
GEORGIA	01/31/19	dnp	-	-	-	-	-	-	-	-	-	-	-	-	-	-	-	-	-	
SOUTH CAROLINA	02/03/19	dnp	-	-	-	-	-	-	-	-	-	-	-	-	-	-	-	-	-	
at LSU	02/07/19	5	1-2	.500	0-0	.000	1-2	.500	0	0	0	1.7	0	0	0	0	0	3	1.4	
AU	02/10/19	dnp	-	-	-	-	-	-	-	-	-	-	-	-	-	-	-	-	-	
at No. 17 Kentucky	02/17/19	dnp	-	-	-	-	-	-	-	-	-	-	-	-	-	-	-	-	-	
at Georgia	02/21/19	dnp	-	-	-	-	-	-	-	-	-	-	-	-	-	-	-	-	-	
OLE MISS	02/24/19	1	0-0	.000	0-0	.000	0-0	.000	1	0	1	1.7	0	0	0	0	0	0	1.3	
MISSOURI	02/28/19	dnp	-	-	-	-	-	-	-	-	-	-	-	-	-	-	-	-	-	
at Texas A&M	03/03/19	dnp	-	-	-	-	-	-	-	-	-	-	-	-	-	-	-	-	-	
vs Georgia	03/07/19	dnp	-	-	-	-	-	-	-	-	-	-	-	-	-	-	-	-	-	
vs South Carolina	03/08/19	dnp	-	-	-	-	-	-	-	-	-	-	-	-	-	-	-	-	-	
vs Texas A&M	03/09/19	dnp	-	-	-	-	-	-	-	-	-	-	-	-	-	-	-	-	-	
vs Mississippi State	03/10/19	dnp	-	-	-	-	-	-	-	-	-	-	-	-	-	-	-	-	-	
HOUSTON	03/21/19	dnp	-	-	-	-	-	-	-	-	-	-	-	-	-	-	-	-	-	
UAB	03/24/19	dnp	-	-	-	-	-	-	-	-	-	-	-	-	-	-	-	-	-	
Totals		0	49	5-10	.500	0-0	.000	5-8	.625	9	11	20	1.7	8	1	3	9	2	15	1.3

Games played: 12
 Minutes/game: 4.1
 Points/game: 1.3
 FG Pct: 50.0
 FT Pct: 62.5

Rebounds/game: 1.7
 Assists/game: 0.1
 Turnovers/game: 0.3
 Assist/turnover ratio: 0.3
 Steals/game: 0.2
 Blocks/game: 0.8

CAREER STATISTICS

Season	gp-gs	min/avg	fg-fga	pct	fg-fga	pct	ft-fa	pct	off	def	tot	avg	pf	fo	ast	to	blk	stl	pts	avg
2017-18	20-0	144/7.2	8-20	.400	0-0	.000	11-24	.458	16	18	34	1.7	28	0	1	5	10	3	27	1.4
2018-19	12-0	49/4.1	5-10	.500	0-0	.000	5-8	.625	9	11	20	1.7	8	0	1	3	9	2	15	1.3
TOTAL	32-0	193/6.0	13-30	.433	0-0	.000	16-32	.500	25	29	54	1.7	36	0	2	8	19	5	42	1.3



33 Chelsea Dungee | R-So. | 5-11 | G | Sapulpa, Okla. (Sapulpa HS) | University of Oklahoma

SEASON HIGHS

Points	41	Auburn	2-7-19
FG Made	12	TTU	12-4-18
FG Att.	24	Missouri	2-18-19*
3FG Made	5	Ole Miss	2-24-19
3FG Att.	12	at Missouri	2-28-19*
FT Made	17	Auburn	2-7-19
FT Att.	19	Auburn	2-7-19
Off. Reb.	2	at Texas A&M	3-3-19*
Def. Reb.	8	at Tulsa	12-20-18
Rebounds	9	at Tulsa	12-20-18
Assists	5	at Missouri	2-28-19
Blocks	4	#7/6 MSU	1-3-19
Steals	7	JSU	12-30-18
Minutes	40	Missouri	2-28-19

CAREER HIGHS

Points	41	Auburn	2-7-19
FG Made	12	TTU	12-4-18
FG Att.	24	Missouri	2-18-19*
3FG Made	5	Ole Miss	2-24-19
3FG Att.	12	at Missouri	2-28-19*
FT Made	17	Auburn	2-7-19
FT Att.	19	Auburn	2-7-19
Off. Reb.	2	at Texas A&M	3-3-19*
Def. Reb.	8	at Tulsa	12-20-18
Rebounds	9	at Tulsa	12-20-18
Assists	5	at Missouri	2-28-19
Blocks	4	#7/6 MSU	1-3-19
Steals	7	JSU	12-30-18
Minutes	40	Missouri	2-28-19

*Most Recent

SEASON | CAREER SUPERLATIVES

Stat	'18-'19	Career
Double Figure Pts	33	33
Double Figure Rebs		
Double-Doubles		
5+ Assists		
5+ Blocks		
5+ Steals		
Led Team in Pts	26	26
Led Team in Reb	6	6
20+ Points	18	18
30+ Points	6	6
40+ Points	1	1

CAREER STATISTICS

Year	GP-GS	Min	Avg	Total		3-Point		F-Throw			Rebounds				PF	FO	Ast	TO	Blk	Stl	Pts	Avg		
				FGA	Pct	FG	FGA	Pct	FT	FTA	Pct	Off	Def	Tot									Avg	
2016-17*	33-18	695	21.1	81	214	.379	22	65	.338	60	74	.811	18	66	84	2.5	62	0	26	51	5	19	244	7.4
2017-18	Redshirt																							
Oklahoma																								
Season	gp-gs	min/avg			fg-fga	pct		fg-fga	pct	ft-fga	pct		off	def	tot	avg	pf	fo	ast	to	blk	stl	pts	avg
2018-19	36-36	1189/33.0			225-557	.404		63-184	.342	224-269	.833		24	135	159	4.4	91	1	55	84	14	46	737	20.5
TOTAL	36-36	1189/33.0			225-557	.404		63-184	.342	224-269	.833		24	135	159	4.4	91	1	55	84	14	46	737	20.5

NOTES

- All-SEC Second-Team & SEC All-Tournament Team | 2019
- 41 points versus Auburn with 17 points in 3Q and 15 in 4Q. That is a program record in an SEC game and three points shy of the all-time mark at Arkansas ... 41 points is the most scored by an SEC player this season.
- Double figure scoring in 33 games this year.
- Twenty-plus points 19 times as a sophomore ... 28 points twice in 2018-19 ... 32 points versus #16 South Carolina & 33 versus Ole Miss ... 31 points versus Georgia in SEC Tournament game ... Career-best 41 points against Auburn.
- Challenge in Music City All-Tournament Team.
- Arkansas Athletics Department Honor Roll (3.0-3.49 GPA) | Fall 2017, Fall 2018.
- Won a gold medal with USA Basketball ... All Big 12 freshman team in 2017 ... Oklahoma Gatorade Player of the Year in 2014 ... Won a gold medal with USA basketball ... At Oklahoma- Big 12 freshman of the year.

Opponent	Date	gs	min	Total		3-Pointers		Free throws		Rebounds			pf	a	t/o	blk	stl	pts	avg		
				fg-fga	pct	3fg-fga	pct	ft-fga	pct	off	def	tot								avg	
NORTHWESTERN STATE	11/09/18	*	22	4-8	.500	2-3	.667	1-3	.333	1	2	3	3.0	2	3	1	0	0	11	11.0	
at UT Arlington	11/14/18	*	26	6-9	.667	2-2	1.000	2-2	1.000	1	2	3	3.0	5	1	4	1	0	16	13.5	
NO. 22 ARIZONA STATE	11/18/18	*	24	7-13	.538	2-6	.333	4-4	1.000	1	5	6	4.0	4	1	1	0	0	20	15.7	
vs Tennessee State	11/23/18	*	30	5-9	.556	0-0	.000	6-9	.667	1	5	6	4.5	2	0	2	0	2	16	15.8	
vs Pittsburgh	11/24/18	*	34	2-13	.154	1-6	.167	5-6	.833	0	1	1	3.8	1	0	1	2	1	10	14.6	
vs Wisconsin	11/25/18	*	34	5-11	.455	3-5	.600	7-10	.700	1	4	5	4.0	3	1	4	0	3	20	15.5	
ORAL ROBERTS	11/28/18	*	32	7-19	.368	0-5	.000	7-7	1.000	1	4	5	4.1	0	1	3	0	1	21	16.3	
at No. 22/23 Iowa State	12/02/18	*	33	6-17	.353	2-5	.400	13-16	.813	0	5	5	4.3	4	2	2	0	1	27	17.6	
TENNESSEE TECH	12/04/18	*	28	12-18	.667	4-6	.667	0-0	.000	1	4	5	4.3	1	2	3	0	2	28	18.8	
at Abilene Christian	12/08/18	*	25	0-9	.000	0-4	.000	2-4	.500	0	1	1	4.0	1	0	1	0	1	2	17.1	
PRAIRIE VIEW A&M	12/16/18	*	27	2-11	.182	0-2	.000	4-6	.667	1	5	6	4.2	1	1	1	0	1	8	16.3	
NEBRASKA	12/18/18	*	36	7-21	.333	4-11	.364	5-6	.833	0	5	5	4.3	1	1	0	0	0	23	16.8	
at Tulsa	12/20/18	*	37	7-24	.292	2-11	.182	7-10	.700	1	8	9	4.6	3	0	4	0	3	23	17.3	
JACKSON STATE	12/30/18	*	31	4-18	.222	0-8	.000	5-6	.833	0	5	5	4.6	1	2	2	0	7	13	17.0	
MISSISSIPPI STATE	01/03/19	*	37	10-23	.435	1-4	.250	4-5	.800	1	1	2	4.5	3	1	4	4	1	25	17.5	
at Ole Miss	01/06/19	*	29	5-12	.417	3-7	.429	4-4	1.000	0	3	3	4.4	3	2	1	0	0	17	17.5	
at Mizzou	01/10/19	*	34	4-17	.235	3-9	.333	4-4	1.000	0	6	6	4.5	3	1	2	0	2	15	17.4	
VANDERBILT	01/13/19	*	24	3-11	.273	2-7	.286	2-4	.500	0	3	3	4.4	2	1	1	1	1	10	16.9	
at Tennessee	01/21/19	*	33	5-11	.455	2-4	.500	7-7	1.000	1	4	5	4.4	4	2	0	0	1	19	17.1	
ALABAMA	01/24/19	*	33	4-15	.267	0-4	.000	1-2	.500	0	2	2	4.3	2	2	2	0	1	9	16.7	
at Florida	01/27/19	*	37	9-18	.500	1-5	.200	6-7	.857	2	3	5	4.3	2	1	1	0	2	25	17.0	
GEORGIA	01/31/19	*	33	9-18	.500	2-4	.500	8-8	1.000	0	2	2	4.2	3	1	1	2	2	28	17.5	
SOUTH CAROLINA	02/03/19	*	33	10-21	.476	2-5	.400	10-11	.909	1	4	5	4.3	3	3	2	2	1	32	18.2	
at LSU	02/07/19	*	34	6-13	.462	0-1	.000	2-3	.667	1	2	3	4.2	2	0	2	0	1	14	18.0	
AU	02/10/19	*	40	10-18	.556	4-7	.571	17-19	.895	1	4	5	4.2	2	1	3	0	1	41	18.9	
at No. 17 Kentucky	02/17/19	*	37	7-18	.389	1-6	.167	5-6	.833	0	7	7	4.3	4	1	2	0	2	20	19.0	
at Georgia	02/21/19	*	37	8-15	.267	1-4	.250	9-12	.750	2	4	6	4.4	4	2	5	0	2	18	18.9	
OLE MISS	02/24/19	*	39	8-17	.471	5-7	.714	12-15	.800	0	4	4	4.4	3	0	4	0	0	33	19.4	
MISSOURI	02/28/19	*	40	7-24	.292	3-12	.250	8-8	1.000	1	6	7	4.5	3	5	3	1	3	25	19.6	
at Texas A&M	03/03/19	*	37	4-12	.333	2-3	.667	5-6	.833	2	4	6	4.5	3	4	3	0	0	15	19.5	
vs Georgia	03/07/19	*	36	10-16	.625	1-5	.200	10-12	.833	0	2	2	4.5	2	2	1	0	1	31	19.8	
vs South Carolina	03/08/19	*	37	8-17	.471	2-3	.667	13-13	1.000	0	1	1	4.3	3	2	2	1	0	31	20.2	
vs Texas A&M	03/09/19	*	37	5-14	.357	3-6	.500	4-4	1.000	1	3	4	4.3	3	3	7	0	0	17	20.1	
vs Mississippi State	03/10/19	*	35	9-19	.474	1-3	.333	5-7	.714	1	5	6	4.4	3	4	4	0	2	24	20.2	
HOUSTON	03/21/19	*	44	10-19	.526	2-3	.667	15-17	.882	0	5	5	4.4	4	1	3	0	1	37	20.7	
UAB	03/24/19	*	24	4-9	.444	0-1	.000	5-6	.833	1	4	5	4.4	1	1	2	0	0	13	20.5	
Totals			36	1189	225-557	.404	63-184	.342	224-269	.833	24	135	159	4.4	91	55	84	14	46	737	20.5

Games played: 36
Minutes/game: 33.0
Points/game: 20.5
FG Pct: 40.4
3FG Pct: 34.2
FT Pct: 83.3

Rebounds/game: 4.4
Assists/game: 1.5
Turnovers/game: 2.3
Assist/turnover ratio: 0.7
Steals/game: 1.3
Blocks/game: 0.4



52 Rokia Doumbia | Fr. | 5-9 | G | Mali, Africa | Bradenton, Fla. (IMG Academy)

SEASON HIGHS

Points	11	NSU	11-9-18
FG Made	4	NSU	11-9-18
FG Att.	6	NSU	11-9-18
3FG Made	1	at Ole Miss	1-6-19*
3FG Att.	2	UAB	3-24-19*
FT Made	2	NSU	11-9-18
FT Att.	3	NSU	11-9-18
Off. Reb.	3	Vanderbilt	1-13-19
Def. Reb.	4	Vanderbilt	1-13-19
Rebounds	7	Vanderbilt	1-13-19
Assists	3	UAB	3-24-19*
Blocks	1	PVAM	12-16-18
Steals	1	at LSU	2-7-19*
Minutes	17	NSU	11-9-18

CAREER HIGHS

Points	11	NSU	11-9-18
FG Made	4	NSU	11-9-18
FG Att.	6	NSU	11-9-18
3FG Made	1	at Ole Miss	1-6-19*
3FG Att.	2	UAB	3-24-19*
FT Made	2	NSU	11-9-18
FT Att.	3	NSU	11-9-18
Off. Reb.	3	Vanderbilt	1-13-19
Def. Reb.	4	Vanderbilt	1-13-19
Rebounds	7	Vanderbilt	1-13-19
Assists	3	UAB	3-24-19*
Blocks	1	PVAM	12-16-18
Steals	1	at LSU	2-7-19*
Minutes	17	NSU	11-9-18

*Most Recent

SEASON | CAREER SUPERLATIVES

Stat	'18-'19	Career
Double Figure Pts	1	1
Double Figure Rebs		
Double-Doubles		
5+ Assists		
5+ Blocks		
5+ Steals		
Led Team in Pts		
Led Team in Reb	1	1
20+ Points		

NOTES

- Career-best seven rebounds against Vanderbilt.
- Speaks three languages: French, English, Bambara.
- Left-handed.
- Originally from Mali, Africa, and attended high school at IMG Academy in Bradenton, Florida
- Four-star recruit and was a member of the U16 Mali (Africa) National Team in 2016 and 2017.
- Was the MVP of the FIBA U16 Africa Championship in 2015.

Opponent	Date	gs	min	Total		3-Pointers		Free throws		Rebounds							pts	avg		
				fg-fga	pct	3fg-fga	pct	ft-fa	pct	off	def	tot	avg	pf	a	t/o			blk	stl
NORTHWESTERN STATE	11/09/18	17	4-6	.667	1-2	.500	2-3	.667	0	1	1	1.0	2	0	0	0	1	11	11.0	
at UT Arlington	11/14/18	4	0-1	.000	0-0	.000	0-0	.000	0	0	0	0.5	1	0	1	0	1	0	5.5	
NO. 22 ARIZONA STATE	11/18/18	7	0-0	.000	0-0	.000	0-0	.000	0	1	1	0.7	2	0	1	0	0	3.7		
vs Tennessee State	11/23/18	6	0-0	.000	0-0	.000	0-0	.000	0	0	0	0.5	0	1	0	0	0	2.8		
vs Pittsburgh	11/24/18	dnp	-	-	-	-	-	-	-	-	-	-	-	-	-	-	-	-		
vs Wisconsin	11/25/18	4	0-0	.000	0-0	.000	0-0	.000	0	1	1	0.6	0	0	1	0	0	2.2		
ORAL ROBERTS	11/28/18	5	0-0	.000	0-0	.000	1-1	1.000	0	0	0	0.5	2	1	2	0	1	2.0		
at No. 22/23 Iowa State	12/02/18	dnp	-	-	-	-	-	-	-	-	-	-	-	-	-	-	-	-		
TENNESSEE TECH	12/04/18	9	0-1	.000	0-1	.000	0-0	.000	0	1	1	0.6	2	0	1	1	1	0	1.7	
at Abilene Christian	12/08/18	dnp	-	-	-	-	-	-	-	-	-	-	-	-	-	-	-	-		
PRAIRIE VIEW A&M	12/16/18	13	1-5	.200	0-2	.000	0-0	.000	1	3	4	1.0	1	3	1	1	0	2	1.8	
NEBRASKA	12/18/18	dnp	-	-	-	-	-	-	-	-	-	-	-	-	-	-	-	-		
at Tulsa	12/20/18	dnp	-	-	-	-	-	-	-	-	-	-	-	-	-	-	-	-		
JACKSON STATE	12/30/18	11	2-4	.500	0-1	.000	1-1	1.000	1	0	1	1.0	3	1	3	0	5	2.1		
MISSISSIPPI STATE	01/03/19	6	0-0	.000	0-0	.000	0-0	.000	1	0	1	1.0	1	0	1	0	0	1.9		
at Ole Miss	01/06/19	8	1-1	1.000	1-1	1.000	0-2	.000	1	1	2	1.1	0	1	2	0	3	2.0		
at Mizzou	01/10/19	3	0-1	.000	0-0	.000	0-0	.000	0	0	0	1.0	1	0	0	0	0	1.8		
VANDERBILT	01/13/19	14	0-4	.000	0-2	.000	0-0	.000	3	4	7	1.5	5	0	2	0	0	1.7		
at Tennessee	01/21/19	2	0-2	.000	0-1	.000	0-0	.000	0	0	0	1.4	0	0	0	0	0	1.6		
ALABAMA	01/24/19	1	0-0	.000	0-0	.000	0-0	.000	0	0	0	1.3	0	0	0	0	0	1.5		
at Florida	01/27/19	dnp	-	-	-	-	-	-	-	-	-	-	-	-	-	-	-	-		
GEORGIA	01/31/19	dnp	-	-	-	-	-	-	-	-	-	-	-	-	-	-	-	-		
SOUTH CAROLINA	02/03/19	dnp	-	-	-	-	-	-	-	-	-	-	-	-	-	-	-	-		
at LSU	02/07/19	7	0-1	.000	0-0	.000	0-0	.000	0	1	1	1.3	0	0	4	0	1	0	1.4	
AU	02/10/19	0	0-0	.000	0-0	.000	0-0	.000	0	0	0	1.2	0	0	0	0	0	1.3		
at No. 17 Kentucky	02/17/19	dnp	-	-	-	-	-	-	-	-	-	-	-	-	-	-	-	-		
at Georgia	02/21/19	dnp	-	-	-	-	-	-	-	-	-	-	-	-	-	-	-	-		
OLE MISS	02/24/19	1	0-1	.000	0-1	.000	0-0	.000	0	0	0	1.1	0	0	0	0	0	1.2		
MISSOURI	02/28/19	dnp	-	-	-	-	-	-	-	-	-	-	-	-	-	-	-	-		
at Texas A&M	03/03/19	1	0-0	.000	0-0	.000	0-0	.000	0	0	0	1.1	1	0	0	0	0	1.2		
vs Georgia	03/07/19	dnp	-	-	-	-	-	-	-	-	-	-	-	-	-	-	-	-		
vs South Carolina	03/08/19	0	0-0	.000	0-0	.000	0-0	.000	0	0	0	1.0	0	0	0	0	0	1.1		
vs Texas A&M	03/09/19	dnp	-	-	-	-	-	-	-	-	-	-	-	-	-	-	-	-		
vs Mississippi State	03/10/19	1	0-0	.000	0-0	.000	0-0	.000	1	0	1	1.0	0	0	0	0	0	1.0		
HOUSTON	03/21/19	dnp	-	-	-	-	-	-	-	-	-	-	-	-	-	-	-	-		
UAB	03/24/19	13	1-5	.200	0-2	.000	0-0	.000	1	2	3	1.1	1	3	1	0	0	2	1.1	
Totals		0	133	9-32	.281	2-13	.154	4-7	.571	9	15	24	1.1	22	10	20	2	4	24	1.1

Games played: 22
 Minutes/game: 6.0
 Points/game: 1.1
 FG Pct: 28.1
 3FG Pct: 15.4
 FT Pct: 57.1

Rebounds/game: 1.1
 Assists/game: 0.5
 Turnovers/game: 0.9
 Assist/turnover ratio: 0.5
 Steals/game: 0.2
 Blocks/game: 0.1

CAREER STATISTICS

Season	gp-gs	min/avg	fg-fga	pct	fg-fga	pct	ft-fa	pct	off	def	tot	avg	pf	fo	ast	to	blk	stl	pts	avg
2018-19	22-0	133/6.0	9-32	.281	2-13	.154	4-7	.571	9	15	24	1.1	22	1	10	20	2	4	24	1.1
TOTAL	22-0	133/6.0	9-32	.281	2-13	.154	4-7	.571	9	15	24	1.1	22	1	10	20	2	4	24	1.1



A'Tyanna Gauden
So | 5-7 | G
Ocilla, Georgia



Raven Northcross-Baker
Sr | 5-9 | G
Malvern, Arkansas




Alexis Tolefree
Jr | 5-8 | G
Conway, Arkansas



Malica Monk
Sr | 5-5 | G
North Little Rock, Arkansas



Kiara Williams
Jr | 6-1 | C
Little Rock, Arkansas




Grayce Spangler
So | 5-11 | G
Fayetteville, Arkansas



Jaielyn Mason
Jr | 5-9 | G
Mason, Ohio



Sydney Stout
Jr | 6-0 | F
Bixby, Oklahoma




Bailey Zimmerman
Sr | 6-0 | F
St. Vincent, Arkansas



Taylah Thomas
So | 6-1 | C
Arlington, Texas



Macy Weaver
So | 6-3 | C
Davis Junction, Illinois



Chelsea Dungee
So | 5-11 | G
Sapulpa, Oklahoma



Rokia Doumbia
Fr | 5-7 | G
Bradenton, Florida/Mali, Africa



Mike Neighbors
Head Coach
Second Season



Todd Schaefer
Assistant Coach
Second Season



Lacey Goldwire
Assistant Coach
Second Season



Pauline Love
Assistant Coach
Second Season



Amber Shirey
Director of Operations



C'eira Ricketts
Director of Student-Athlete
Development



Jeff Brazil
Director of Video and Scouting



Natalie Trotter
Athletic Trainer




Todd Barbour
Strength and Conditioning
Coach



Marissa Byler
Administrative Assistant



Jalen Powell
Graduate Assistant



Heather Corral
Graduate Assistant



Official Basketball Box Score -- Game Totals -- Final Statistics Northwestern State vs AR 11/09/18 10:30am at Fayetteville, AR Bud Walton Arena



Northwestern State 53 • 0-1

#	Player	Total			3-Ptr			Rebounds			PF	TP	A	T	Bk	Stl	Min
		FG	FGA	FT	FTA	Off	Def	Off	Def	Total							
15	JOHNSON, JASMYN	f	2-6	2-6	0-0	3	2	5	4	6	3	1	0	5	25		
22	GILLIAM, LIBBA	f	6-14	1-5	0-0	1	3	4	0	13	3	3	0	0	27		
23	SCOTT, JOCELYN	f	0-6	0-0	1-2	7	5	12	2	1	0	3	0	2	20		
00	GRANT, NAUTICA	g	5-8	3-5	1-2	0	2	2	3	14	2	2	0	0	33		
05	THOMAS, SAMI	g	2-7	1-2	2-2	0	2	2	3	7	3	1	0	1	22		
03	FREEMAN, JADA	g	1-6	0-2	0-0	0	2	2	2	2	2	5	1	1	24		
04	SAVAGE, LACEE	g	0-2	0-0	2-2	1	0	1	0	2	0	2	0	0	6		
13	MILLER, VICTORIA	g	0-1	0-0	0-0	0	0	0	2	0	1	0	0	0	7		
20	BARNES, LEAH	g	1-1	0-0	0-0	0	0	0	3	2	0	2	0	0	9		
24	BONNER, KIRA	g	2-4	1-1	0-0	1	1	2	4	5	0	2	0	1	10		
32	NERO, RAVON	g	0-2	0-0	1-4	0	0	0	4	1	0	8	0	0	17		
	Team					1	3	4									
	Totals		19-57	8-21	7-12	14	20	34	27	53	14	30	1	10	200		

1st - FG %: 6-14 42.9% 2nd: 3-10 30.0% 3rd: 3-16 18.8% 4th: 7-17 41.2% Game: 19-57 33.3% Deadball Rebounds: 2
 3FG %: 2-4 50.0% 2-5 40.0% 1-5 20.0% 3-7 42.9% 8-21 38.1%
 FT %: 0-0 0.0% 5-6 83.3% 2-4 50.0% 0-2 0.0% 7-12 58.3%

AR 98 • 0-0

#	Player	Total			3-Ptr			Rebounds			PF	TP	A	T	Bk	Stl	Min
		FG	FGA	FT	FTA	Off	Def	Off	Def	Total							
10	WILLIAMS, Kiara	c	5-7	0-0	0-0	5	4	9	1	10	1	2	1	1	19		
01	NORTHCROSS-BAKER, g	g	0-0	0-0	0-0	1	0	1	2	0	2	1	0	1	16		
02	TOLEFREE, Alexis	g	5-11	5-10	4-6	0	3	3	0	19	0	3	0	2	21		
03	MONK, Malica	g	4-5	2-3	4-4	0	0	0	2	12	4	3	0	1	22		
33	DUNGEE, Chelsea	g	4-8	2-3	1-3	1	2	3	2	11	3	1	0	0	22		
00	GAULDEN, A'Tyanna	g	6-7	0-0	4-7	0	2	2	0	16	3	4	0	2	17		
13	SPANGLER, Grayce	g	0-1	0-1	0-0	0	0	0	2	0	0	0	0	0	5		
14	MASON, Jaielyn	g	1-3	0-1	2-2	0	4	4	2	4	2	1	0	0	19		
22	STOUT, Sydney	g	0-0	0-0	0-0	0	0	0	0	1	0	0	0	0	4		
22	ZIMMERMAN, Bailey	g	1-4	1-3	1-2	0	4	4	0	4	1	0	1	0	17		
24	THOMAS, Taylah	g	4-7	0-0	3-6	5	4	9	0	11	0	0	0	3	17		
30	WEAVER, Macy	g	0-0	0-0	0-0	0	0	0	1	0	0	0	0	0	4		
52	DOUMBIA, Rokia	g	4-6	1-2	2-3	0	1	1	2	11	0	0	0	1	17		
	Team					0	2	2									
	Totals		34-59	11-23	19-33	12	26	38	15	98	18	16	3	11	200		

1st - FG %: 11-19 57.9% 2nd: 9-13 69.2% 3rd: 6-13 46.2% 4th: 8-14 57.1% Game: 34-59 57.6% Deadball Rebounds: 7,1
 3FG %: 3-6 50.0% 4-6 66.7% 1-5 20.0% 3-6 50.0% 11-23 47.8%
 FT %: 3-6 50.0% 6-12 50.0% 7-9 77.8% 3-6 50.0%

Officials: Scott Yarbrough, Jennifer Rezac, Meadow Overstreet
 Technical fouls: Northwestern State-None. AR-None.
 Attendance: 5497
 Elementary Day
 Scanned Tickets: 4,889

Score by periods	1st	2nd	3rd	4th	Total
Northwestern State	14	13	9	17	53
AR	28	28	20	22	98



Official Basketball Box Score -- Game Totals -- Final Statistics AR vs UT Arlington 11/14/18 7:00 pm at



AR 66 • 2-0

#	Player	Total			3-Ptr			Rebounds			PF	TP	A	T	Bk	Stl	Min
		FG	FGA	FT	FTA	Off	Def	Off	Def	Total							
10	WILLIAMS, Kiara	f	2-4	0-0	0-1	2	4	6	3	4	0	2	1	0	18		
02	TOLEFREE, Alexis	g	6-19	3-9	3-3	1	3	4	0	18	0	1	1	3	36		
03	MONK, Malica	g	7-15	0-2	4-8	3	5	8	4	18	3	4	0	2	29		
14	MASON, Jaielyn	g	0-2	0-0	0-0	0	1	1	2	0	2	1	0	3	23		
33	DUNGEE, Chelsea	g	6-9	2-2	2-2	1	2	3	5	16	1	4	1	0	26		
00	GAULDEN, A'Tyanna	g	1-3	0-0	0-0	0	3	3	1	2	1	3	0	0	11		
01	NORTHCROSS-BAKER, g	g	1-5	0-2	0-0	0	3	3	1	2	1	0	0	0	10		
22	ZIMMERMAN, Bailey	g	2-3	0-1	0-2	3	2	5	2	4	0	1	1	0	21		
24	THOMAS, Taylah	g	1-2	0-0	2-7	9	1	2	0	2	0	2	0	1	22		
52	DOUMBIA, Rokia	g	0-1	0-0	0-0	0	0	0	1	0	0	1	0	1	4		
	Team					0	0	0									
	Totals		26-63	5-16	9-18	12	30	42	20	66	8	19	4	10	200		

1st - FG %: 7-13 53.8% 2nd: 7-14 50.0% 3rd: 6-19 31.6% 4th: 6-17 35.3% Game: 26-63 41.3% Deadball Rebounds: 6,6
 3FG %: 1-3 33.3% 2-5 40.0% 1-4 25.0% 1-4 25.0% 7-15 46.7%
 FT %: 2-0 0.0% 1-3 33.3% 4-8 50.0% 0-2 0.0% 9-18 50.0%

UT Arlington 65 • 1-1

#	Player	Total			3-Ptr			Rebounds			PF	TP	A	T	Bk	Stl	Min
		FG	FGA	FT	FTA	Off	Def	Off	Def	Total							
33	Kelsey Johnson	f	0-1	0-0	0-0	0	0	0	0	0	0	0	0	0	6		
00	Cierra Johnson	g	9-18	0-2	4-4	5	4	9	3	22	3	4	0	2	35		
01	Laurnyn McGowen	g	1-4	0-0	0-0	0	0	0	3	2	2	4	0	0	18		
02	Lauren Billie	g	7-13	5-7	2-3	2	3	5	3	21	0	0	0	3	31		
12	Brooke Alexander	g	0-1	0-0	0-0	0	0	0	2	0	0	1	0	0	10		
03	Misty Dossey	g	1-2	0-0	0-0	0	1	1	2	2	0	0	0	0	3		
13	Daiane Machado	g	2-3	0-0	0-1	1	2	3	0	4	1	0	0	0	9		
20	Claire Chastain	g	0-3	0-1	0-0	1	2	3	0	0	2	1	0	0	12		
21	Terryn Milston	g	0-7	0-0	2-2	3	3	6	0	2	2	2	0	1	28		
24	Aysia Evans	g	2-9	1-3	0-0	0	2	2	3	5	2	1	0	2	18		
41	Katie Ferrell	g	3-11	1-2	0-2	0	10	10	3	7	6	2	4	2	28		
	Team					0	0	0									
	Totals		25-72	7-15	8-12	12	27	39	19	65	18	15	4	12	198		

1st - FG %: 7-19 36.8% 2nd: 6-18 33.3% 3rd: 8-21 38.1% 4th: 4-14 28.6% Game: 25-72 34.7% Deadball Rebounds: 3,1
 3FG %: 2-6 33.3% 1-3 33.3% 2-4 50.0% 1-4 25.0% 7-15 46.7%
 FT %: 0-0 0.0% 2-2 100.0% 5-6 83.3% 1-4 25.0% 8-12 66.7%

Officials: Technical fouls: AR-DUNGEE, Chelsea. UT Arlington-None.
 Attendance: 1081
 2018-19 Women's Basketball. Round: 0. Arkansas vs UT Arlington. Played at .

Score by periods	1st	2nd	3rd	4th	Total
AR	15	21	17	13	66
UT Arlington	16	15	23	11	65

Official Basketball Box Score -- Game Totals -- Final Statistics No. 22 Arizona State vs AR 11/18/18 7 p.m. at Fayetteville, Ark. (Bud Walton Arena)

No. 22 Arizona State 88 • 2-1

#	Player	Total			3-Ptr			Rebounds			PF	TP	A	T	Bk	Stl	Min
		FG	FGA	FT	FTA	Off	Def	Off	Def	Total							
42	IBIS, KIANNA	f	9-14	0-1	2-2	2	3	5	2	20	1	4	1	1	27		
33	JOHNSON-CHAPMAN, C	c	3-5	0-0	0-0	3	4	7	4	6	1	0	0	1	16		
01	RICHARDSON, REILI	g	1-4	0-2	5-8	0	3	3	1	7	5	1	0	2	28		
11	RYAN, ROBBI	g	3-6	2-2	5-6	2	1	3	2	13	1	2	0	0	20		
22	EKMARK, COURTNEY	g	0-5	0-4	0-0	1	2	3	0	2	1	0	1	0	24		
00	HANSON, TAYA	g	2-7	1-3	0-0	1	2	3	0	5	1	0	0	0	17		
04	RUSSELL, KIARA	g	0-1	0-0	1-2	0	0	0	2	1	1	0	0	0	2		
05	LOERA, JAMIE	g	2-4	2-3	2-2	1	1	2	0	8	0	1	0	0	14		
21	ELENGA, SOPHIA	g	5-7	0-0	1-2	4	8	12	2	11	0	4	1	1	25		
23	MULITO, IRIS	g	4-6	0-1	5-11	1	2	3	4	13	4	3	0	1	16		
32	VAN HYFTE, JAYDE	g	1-2	0-0	0-0	0	0	0	1	2	0	0	0	0	8		
52	RUDEN, JAMIE	g	1-2	0-0	0-0	0	0	0	0	2	0	0	0	0	3		
	Team					0	2	2									
	Totals		31-63	5-16	21-33	15	28	43	21	88	16	17	2	6	200		

1st - FG %: 11-19 57.9% 2nd: 5-19 26.3% 3rd: 11-16 68.8% 4th: 4-9 44.4% Game: 31-63 49.2% Deadball Rebounds: 3,1
 3FG %: 2-5 40.0% 1-5 20.0% 1-5 20.0% 5-16 31.3%
 FT %: 5-9 55.6% 5-6 83.3% 1-2 50.0% 10-16 62.5%

AR 85 • 2-1

#	Player	Total			3-Ptr			Rebounds			PF	TP	A	T	Bk	Stl	Min
		FG	FGA	FT	FTA	Off	Def	Off	Def	Total							
10	WILLIAMS, Kiara	c	4-6	0-0	0-0	4	5	9	1	8	2	1	0	3	25		
02	TOLEFREE, Alexis	g	8-20	3-9	3-4	0	3	3	4	22	2	4	0	1	33		
03	MONK, Malica	g	5-14	0-1	3-8	0	4	4	13	1	1	0	0	0	27		
14	MASON, Jaielyn	g	5-6	1-1	0-0	1	3	4	11	3	0	0	1	31			
33	DUNGEE, Chelsea	g	7-13	2-6	4-4	1	5	6	4	20	1	1	0	0	24		
00	GAULDEN, A'Tyanna	g	2-5	0-0	5-6	0	0	0	0	9	1	0	1	0	13		
01	NORTHCROSS-BAKER, g	g	0-1	0-1	0-0	0	0	0	2	0	0	1	0	0	4		
22	ZIMMERMAN, Bailey	g	1-2	0-1	0-0	0	1	1	1	2	0						

Official Basketball Box Score -- Game Totals -- Final Statistics
Pittsburgh vs Arkansas
 11/24/18 7:30 p.m. at Municipal Auditorium, Nashville, Tenn.

Pittsburgh 61 • 3-4

##	Player	Total			3-Ptr			Rebounds			PF	TP	A	T	Bk	Stl	Min
		FG	FGA	FT	FTA	FG	FGA	FT	FTA	Off							
01	Danielle Garven	4-9	0-0	4-4	1	3	4	3	12	4	6	0	0	0	30		
11	Cara Judkins	4-5	0-0	0-2	2	5	7	1	8	1	2	1	0	20			
03	Jasmine Whitney	3-6	0-2	0-0	0	7	7	4	6	5	4	1	1	36			
04	Cassidy Walsh	1-6	0-1	4-4	1	3	4	2	6	1	2	1	0	32			
13	Kyla Nelson	1-6	1-3	0-2	0	2	2	3	1	1	0	0	0	29			
00	Jahynyi Knight	3-6	0-0	0-0	0	2	2	0	6	1	0	0	2	13			
10	Ismiini Prapa	0-0	0-0	0-0	0	0	0	0	0	0	2	0	0	1			
14	Kaui Bradley	2-5	1-3	0-0	1	3	4	5	1	4	0	0	0	16			
22	Jaala Henry	0-0	0-0	0-0	0	1	1	4	0	1	0	0	0	1			
32	Kalista Walters	7-9	0-0	1-2	3	4	7	1	15	3	0	1	1	22			
Team				2		8		10									
Totals		25-52		2-9		9-14		10		38		48		18		61	

1st - FG %:	7-16	43.8%	2nd:	4-12	33.3%	3rd:	9-14	64.3%	4th:	5-10	50.0%	Game:	25-52	48.1%	Deadball	
3FG %:	1-2	50.0%	0-3	0.0%	1-3	33.3%	0-1	0.0%	2-9	22.2%	Rebounds					
FT %:	2-2	100.0%	0-0	0.0%	2-2	100.0%	5-10	50.0%	9-14	64.3%						

Arkansas 54 • 3-2

##	Player	Total			3-Ptr			Rebounds			PF	TP	A	T	Bk	Stl	Min
		FG	FGA	FT	FTA	FG	FGA	FT	FTA	Off							
10	WILLIAMS, Kiara	2-4	0-0	1-3	2	2	4	1	5	0	0	0	0	21			
02	TOLEFREE, Alexis	4-23	3-16	1-2	2	4	6	3	12	5	2	0	4	32			
03	MONK, Malica	2-12	0-4	1-2	2	1	3	3	5	2	1	0	2	31			
14	MASON, Jaiilyn	2-5	1-3	0-0	0	1	1	1	5	1	1	0	1	21			
33	DUNGEE, Chelsea	2-13	1-6	5-6	0	1	1	1	10	0	1	2	1	34			
00	GAULDEN, A'Tyanna	1-6	0-1	0-0	1	1	2	0	2	3	0	0	1	11			
01	NORTHCROSS-BAKER,	0-0	0-0	0-0	0	0	0	0	0	0	0	0	0	3			
22	ZIMMERMAN, Bailey	4-8	2-5	1-2	7	4	11	2	11	0	2	1	1	28			
24	THOMAS, Taylah	2-3	0-0	0-2	3	5	8	2	4	0	1	0	0	19			
Team				4		4											
Totals		19-74		7-35		9-17		21		19		40		14		54	

1st - FG %:	4-18	22.2%	2nd:	4-16	25.0%	3rd:	6-17	35.3%	4th:	5-23	21.7%	Game:	19-74	25.7%	Deadball	
3FG %:	2-8	25.0%	0-5	0.0%	3-9	33.3%	2-13	15.4%	7-35	20.0%	Rebounds					
FT %:	0-0	0.0%	0-3	0.0%	5-6	83.3%	4-8	50.0%	9-17	52.9%						

Officials: Troy Winders, Meadow Overstreet, Erika Herriman-Camarota
 Technical fouls: Pittsburgh-None. Arkansas-None.
 Attendance:

Score by periods	1st	2nd	3rd	4th	Total
Pittsburgh	17	8	21	15	61
Arkansas	10	8	20	16	54

Last FG - UP 4th-01:42, AR 4th-00:21.
 Largest lead - UP by 15 3rd-07:06, AR by 2 1st-09:40.
 UP led for 36:21, AR led for 00:20. Game was tied for 03:00.

Points	In	Off	2nd	Fast	Bench
	Paint	T/O	Chance	Break	
UP	42	4	10	2	26
AR	22	19	10	10	17

Score tied - 2 times.
 Lead changed - 1 time.



Official Basketball Box Score -- Game Totals -- Final Statistics
AR vs Wisconsin
 11/25/18 7:30 p.m. at Nashville, TN (Municipal Auditorium)

AR 69 • 4-2

##	Player	Total			3-Ptr			Rebounds			PF	TP	A	T	Bk	Stl	Min
		FG	FGA	FT	FTA	FG	FGA	FT	FTA	Off							
10	WILLIAMS, Kiara	5-10	0-0	3-5	6	2	8	4	13	0	1	0	3	23			
02	TOLEFREE, Alexis	2-9	1-6	0-0	2	0	2	0	5	1	1	0	0	17			
03	MONK, Malica	5-11	0-0	3-8	0	1	1	1	13	3	0	0	1	27			
14	MASON, Jaiilyn	5-14	1-4	1-2	3	4	7	3	12	1	1	0	2	36			
33	DUNGEE, Chelsea	5-11	3-5	1-2	1	4	5	3	20	1	4	0	3	34			
00	GAULDEN, A'Tyanna	0-3	0-0	1-2	0	0	0	1	1	4	1	0	1	17			
22	ZIMMERMAN, Bailey	1-5	0-4	1-1	2	2	4	2	3	1	0	0	0	25			
24	THOMAS, Taylah	1-2	0-0	0-0	3	9	12	3	2	0	0	0	1	17			
52	DOUMBIA, Rokia	0-0	0-0	0-0	0	1	1	0	0	1	0	0	0	4			
Team				1		3		4									
Totals		24-65		5-19		16-28		18		26		44		17		69	

1st - FG %:	8-19	42.1%	2nd:	5-12	41.7%	3rd:	5-20	25.0%	4th:	6-14	42.9%	Game:	24-65	36.9%	Deadball	
3FG %:	2-6	33.3%	0-2	0.0%	2-8	25.0%	1-3	33.3%	5-19	26.3%	Rebounds					
FT %:	1-3	33.3%	1-3	33.3%	3-4	75.0%	10-17	58.8%	16-28	57.1%						

Wisconsin 68 • 6-1

##	Player	Total			3-Ptr			Rebounds			PF	TP	A	T	Bk	Stl	Min
		FG	FGA	FT	FTA	FG	FGA	FT	FTA	Off							
11	Howard,Marsha	3-4	0-0	4-8	3	5	8	4	10	0	2	2	1	27			
34	Lewis,Imani	5-8	0-0	3-5	4	8	12	3	13	2	1	0	0	31			
02	Karlis,Kelly	0-3	0-3	0-0	1	0	1	2	0	1	1	1	0	15			
10	Van Leeuwen,Kendra	5-14	2-6	0-0	2	6	8	3	12	12	5	0	0	33			
44	Luehring,Alex	3-10	3-10	0-0	0	3	3	1	9	4	2	1	0	34			
03	Gilreath,Suzanne	2-6	2-6	0-0	1	1	2	6	0	0	0	0	0	5			
14	Laszewski, Abby	4-6	0-0	0-0	2	1	3	2	8	0	2	1	0	21			
20	Bragg,Diamond	1-2	0-0	0-0	0	1	1	1	2	1	2	0	0	8			
23	Hale,Jasmine	4-10	0-3	0-0	1	2	3	4	8	1	1	1	0	26			
Team				1		2		3									
Totals		27-63		7-28		7-13		14		29		43		22		68	

1st - FG %:	7-18	38.9%	2nd:	6-15	40.0%	3rd:	8-17	47.1%	4th:	6-13	46.2%	Game:	27-63	42.9%	Deadball	
3FG %:	1-9	11.1%	3-8	37.5%	1-4	25.0%	2-7	28.6%	7-28	25.0%	Rebounds					
FT %:	2-4	50.0%	1-4	25.0%	2-2	100.0%	2-3	66.7%	7-13	53.8%						

Officials: Felicia Grinter, Troy Winders, Neonta Williams
 Technical fouls: AR-None. Wisconsin-None.
 Attendance:

Score by periods	1st	2nd	3rd	4th	Total
AR	20	11	15	23	69
Wisconsin	17	16	19	16	68

Last FG - AR 4th-00:11, WIS 4th-01:04.
 Largest lead - AR by 7 1st-04:45, WIS by 15 3rd-04:12.
 AR led for 10:54, WIS led for 25:21. Game was tied for 03:06.

Points	In	Off	2nd	Fast	Bench
	Paint	T/O	Chance	Break	
AR	28	15	11	6	6
WIS	34	11	9	0	24

Score tied - 4 times.
 Lead changed - 6 times.

Official Basketball Box Score -- Game Totals -- Final Statistics
Oral Roberts vs AR
 11/28/18 7 p.m. at Fayetteville, Ark. (Bud Walton Arena)

Oral Roberts 61 • 3-4

##	Player	Total			3-Ptr			Rebounds			PF	TP	A	T	Bk	Stl	Min
		FG	FGA	FT	FTA	FG	FGA	FT	FTA	Off							
21	Torrey, Rylie	0-6	0-5	0-0	0	1	1	4	0	5	5	1	0	26			
24	Brotoms, Montserrat	6-13	0-0	4-8	1	6	7	3	16	1	2	0	0	27			
03	Kirkhart, Katie	1-6	0-0	0-0	1	2	3	2	2	1	3	0	1	22			
10	Mayberry, Maya	3-12	1-5	0-0	0	3	3	5	7	2	3	0	2	30			
23	Beatty, Lakota	2-5	1-1	0-0	1	6	7	0	5	1	1	0	1	33			
13	Skalnik, Rachel	0-1	0-1	0-0	1	0	1	4	0	0	1	0	1	8			
20	Schumacher, Regan	0-1	0-0	0-0	0	2	2	1	0	1	0	0	1	9			
32	Garvie, Sarah	3-5	2-4	0-0	0	2	2	1	8	2	0	0	1	20			
33	Lippe, KeniJo	6-12	1-2	10-10	4	5	9	3	23	1	2	0	1	25			
Team				3		6		1									
Totals		21-61		5-18		14-18		11		30		41		23		61	

1st - FG %:	5-13	38.5%	2nd:	5-12	41.7%	3rd:	5-16	31.3%	4th:	6-20	30.0%	Game:	21-61	34.4%	Deadball	
3FG %:	1-3	33.3%	1-1	100.0%	0-5	0.0%	3-9	33.3%	5-18	27.8%	Rebounds					



Official Basketball Box Score -- Game Totals -- Final Statistics
Tennessee Tech vs AR
 12/04/18 7 p.m. at Fayetteville, Ark. (Bud Walton Arena)



Tennessee Tech 42 • 5-3

#	Player	Total			3-Ptr			Rebounds			PF	TP	A	T	Blk	Stl	Min
		FG-FGA	FG-FGA	FT-FTA	FG-FGA	FG-FGA	FT-FTA	Off	Def	Tot							
44	CANTRELL, Lacy	1-5	0-0	1-2	2	7	9	0	3	0	0	1	0	1	0	16	
00	HARRIS, Akia	2-7	0-2	1-3	0	5	5	1	5	4	1	0	1	0	1	37	
02	BROCK, Jordan	3-10	1-4	0-0	2	2	2	0	7	2	2	0	0	0	0	28	
11	ALEXANDER, Kentoria	2-7	1-1	0-2	2	3	5	2	5	4	5	1	1	1	1	34	
14	BUCKNER, Abby	4-11	1-6	0-0	1	6	7	3	9	1	3	0	0	0	0	38	
10	LAMB, Taylor	2-3	0-0	0-0	0	2	2	2	4	0	0	1	0	1	0	18	
15	WILKINSON, Anacia	3-6	0-0	0-0	0	1	1	1	6	0	2	2	0	0	0	10	
20	BRADY, Kesha	1-3	1-2	0-2	0	2	2	2	3	0	4	0	0	0	0	13	
33	COLEMAN, Mackenzie	0-4	0-1	0-0	1	0	1	1	0	0	2	0	0	0	0	6	
Team					6 2 8			2									
Totals		18-56	4-16	2-9	12	30	42	12	42	11	21	5	2	20			

AR 65 • 6-3

#	Player	Total			3-Ptr			Rebounds			PF	TP	A	T	Blk	Stl	Min
		FG-FGA	FG-FGA	FT-FTA	FG-FGA	FG-FGA	FT-FTA	Off	Def	Tot							
10	WILLIAMS, Kiara	3-4	0-0	0-0	1	8	9	0	6	0	0	5	1	1	1	16	
02	TOLEFREE, Alexis	2-11	1-8	0-0	0	2	2	0	5	0	1	0	2	2	0	20	
03	MONK, Malica	1-3	0-0	0-0	0	1	1	2	2	1	1	1	1	1	1	17	
14	MASON, Jaiilyn	1-5	1-1	1-2	1	1	2	1	4	3	1	1	3	2	5	25	
33	DUNGEE, Chelsea	12-18	4-6	0-0	1	4	5	1	28	2	3	0	2	2	8	28	
00	GAULDEN, A'Tyanna	6-16	0-0	0-0	3	2	5	1	12	3	1	0	0	0	24		
01	NORTHCROSS-BAKER,	0-2	0-2	0-0	0	1	1	0	0	0	0	0	0	0	0	6	
13	SPANGLER, Grayce	0-4	0-2	0-0	2	0	2	2	0	0	0	0	0	0	0	6	
20	STOUT, Sydney	0-0	0-0	0-0	0	1	1	0	0	0	0	0	0	0	0	5	
22	ZIMMERMAN, Bailey	2-6	1-3	2-2	1	4	5	1	7	0	1	1	1	2	22		
24	THOMAS, Taylah	0-1	0-0	1-2	2	0	2	0	1	0	0	0	0	0	0	15	
30	WEAVER, Macy	0-3	0-0	0-0	1	2	3	2	0	0	0	4	2	9	9		
52	DOUMBIA, Rokia	0-1	0-1	0-0	0	1	1	2	0	0	1	1	1	1	9		
Team					3 0 3												
Totals		27-74	7-23	4-6	15	27	42	12	65	9	9	13	13	20			

Score by periods

	1st	2nd	3rd	4th	Total
Tennessee Tech	4	16	7	15	42
AR	18	17	23	7	65

Officials: Denise Brooks, Michael McConnell, Mark Resch
 Technical fouls: Tennessee Tech-None. AR-None.
 Attendance: 915
 Tickets Scanned: 502

	Points	In Point	Off T/O	2nd Chance	Fast Break	Bench
TTU	22	10	5	2	13	13
AR	30	28	13	4	20	20

Score tied - 0 times.
 Lead changed - 0 times.



Official Basketball Box Score -- Game Totals -- Final Statistics
AR vs Abilene Christian
 12/08/18 1 p.m. at Abilene, Texas (Moody Coliseum)



AR 80 • 7-3

#	Player	Total			3-Ptr			Rebounds			PF	TP	A	T	Blk	Stl	Min
		FG-FGA	FG-FGA	FT-FTA	FG-FGA	FG-FGA	FT-FTA	Off	Def	Tot							
02	TOLEFREE, Alexis	8-16	5-12	0-1	1	0	1	2	21	3	1	1	5	29			
03	MONK, Malica	6-10	3-5	3-4	0	0	0	3	18	4	3	0	3	26			
10	WILLIAMS, Kiara	4-6	0-0	4-6	4	7	11	2	12	0	0	1	1	21			
14	MASON, Jaiilyn	2-8	1-4	0-0	1	4	5	1	5	1	1	2	3	26			
33	DUNGEE, Chelsea	0-9	0-4	2-4	0	1	1	1	2	0	1	0	1	35			
00	GAULDEN, A'Tyanna	2-5	0-0	3-3	0	1	1	3	7	4	1	0	0	14			
22	ZIMMERMAN, Bailey	1-5	1-4	0-0	3	2	5	3	3	0	0	1	1	30			
24	THOMAS, Taylah	5-6	0-0	2-2	2	4	6	2	12	0	1	0	0	19			
Team					2 1 3												
Totals		28-65	10-29	14-20	13	20	33	17	80	16	8	4	13	200			

Abilene Christian 68 • 7-2

#	Player	Total			3-Ptr			Rebounds			PF	TP	A	T	Blk	Stl	Min
		FG-FGA	FG-FGA	FT-FTA	FG-FGA	FG-FGA	FT-FTA	Off	Def	Tot							
03	Golightly, Dominique	3-11	2-6	0-0	1	5	6	2	8	1	1	0	1	39			
10	Wright, Breanna	4-11	2-5	8-8	2	4	6	2	18	5	7	0	2	40			
11	Williamson, Sara	5-12	0-0	2-6	1	4	5	2	12	3	7	1	0	38			
32	Mabry, Makayla	0-0	0-0	0-0	0	1	1	5	0	2	2	0	1	18			
44	Ducat, Lexie	9-14	1-2	0-0	4	4	8	3	19	0	1	1	0	33			
13	Taylor, Jazz	0-0	0-0	0-0	0	0	0	0	0	0	0	0	0	3			
33	Adams, Alyssa	3-6	0-1	5-6	1	6	7	4	11	2	1	0	0	29			
Team					4 4 8												
Totals		24-54	5-14	15-20	13	28	41	18	68	14	20	2	4	200			

Score by periods

	1st	2nd	3rd	4th	Total
AR	14	28	15	23	80
Abilene Christian	16	23	16	13	68

Officials: Britton Sherry, Shandra Twine, Stacie Blow
 Technical fouls: AR-None. Abilene Christian-None.
 Attendance: 1288

	Points	In Point	Off T/O	2nd Chance	Fast Break	Bench
AR	32	17	10	17	22	22
ACU	36	11	10	4	11	11

Score tied - 6 times.
 Lead changed - 8 times.



Official Basketball Box Score -- Game Totals -- Final Statistics
Prairie View A&M vs AR
 12/16/18 2 p.m. at Fayetteville, Ark. (Bud Walton Arena)



Prairie View A&M 44 • 3-5

#	Player	Total			3-Ptr			Rebounds			PF	TP	A	T	Blk	Stl	Min
		FG-FGA	FG-FGA	FT-FTA	FG-FGA	FG-FGA	FT-FTA	Off	Def	Tot							
20	WILLIAMS, KE'ASIA	3-8	0-0	0-0	6	6	12	1	6	2	1	0	1	29			
23	NEALEY, LA'NETIQUE	2-7	0-0	0-2	3	2	5	2	4	0	2	1	1	19			
05	DOBBINS, SHALA	2-16	0-4	3-4	1	1	2	2	5	1	1	0	0	28			
10	WILLIS, ERIN	1-6	0-0	1-1	2	0	2	2	5	1	0	0	0	26			
12	NEWMAN, DOMINIQUE	1-6	1-4	0-0	2	4	6	3	3	1	1	0	0	18			
02	PENNIMAN, JORDYN	0-3	0-2	0-0	0	2	2	0	0	0	0	0	0	8			
03	SHEPHERD, SIERRA	0-2	0-1	0-0	0	2	2	1	0	1	2	0	0	13			
04	TOLBERT, KEAYNNA	0-2	0-2	0-0	0	1	1	1	0	0	0	0	0	3			
22	TIEUEL, CHELSEA	1-3	1-3	0-0	0	0	0	0	3	0	0	0	0	13			
24	FORD, ARTAVIA	4-12	0-0	0-0	0	5	5	3	8	0	2	2	0	15			
32	COBB, JHYRAH	1-5	0-0	0-0	2	3	5	3	2	0	2	3	0	14			
33	BURRELL, PASSION	0-0	0-0	0-0	0	0	0	0	0	0	0	0	0	4			
40	CAMPBELL, MARIAH	2-4	0-0	2-4	0	0	0	2	6	1	0	0	1	10			
Team					2 2 4												
Totals		18-72	2-16	6-11	18	28	46	20	44	7	13	6	4	200			

AR 71 • 8-3

#	Player	Total			3-Ptr			Rebounds			PF	TP	A	T	Blk	Stl	Min
		FG-FGA	FG-FGA	FT-FTA	FG-FGA	FG-FGA	FT-FTA	Off	Def	Tot							
10	WILLIAMS, Kiara	1-6	0-0	4-4	6	4	10	1	6	0	1	3	2	20			
02	TOLEFREE, Alexis	3-10	1-6	0-0	1	3	4	0	7	2	1	1	1	19			
03	MONK, Malica	3-9	0-2	2-2	0	6	6	2	8	1	1	1	1	22			
14	MASON, Jaiilyn	3-6	0-2	0-0	1	0	1	0	6	0	1	0	1	22			
33	DUNGEE, Chelsea	2-11	0-2	4-6	1	5	6	1	8	1	1	0	1	27			
00	GAULDEN, A'Tyanna	2-6	0-0	2-2	1	3	4	2	6	3	1	0	0	18			
01	NORTHCROSS-BAKER,	2-6	1-5	0-1	1	1	2	2	5	0	1	0	1	12			
13	SPANGLER, Grayce	0-1	0-1	0-2	1	0	1	0	0	0	0	0	0	5			
20	STOUT, Sydney	1-1	1-1	0-0	1	0	1	0	3	0	0	0	0	3			



Official Basketball Box Score -- Game Totals -- Final Statistics

AR vs Mizou

1-10-19 7 p.m. CT at Columbia, Mo. (Mizzou Arena)

AR 53 • 12-5, 1-2

#	Player	Total			3-Ptr			Rebounds			PF	TP	A	T	Bk	Stl	Min
		FG	FGA	FT	FTA	Off	Def	Total									
02	TOLEFREE, Alexis	* 2-9	1-3	0-0	1	2	3	0	6	0	1	0	0	0	0	25	
03	MONK, Malica	* 2-12	1-3	0-0	0	1	1	2	5	4	2	1	2	2	29		
10	WILLIAMS, Kiara	* 2-2	0-0	1-2	4	1	5	2	5	1	2	0	0	0	22		
14	MASON, Jaily	* 3-6	1-4	0-0	0	1	1	1	7	0	0	1	0	0	25		
33	DUNGEE, Chelsea	* 4-17	3-9	4-4	0	6	6	3	15	2	0	0	0	0	34		
00	GAULDEN, A'Tyanna	* 1-7	0-2	0-0	0	1	2	2	0	0	0	0	0	0	12		
01	NORTHCROSS-BAKER, Ra	* 2-4	1-3	0-0	0	0	0	3	5	0	0	0	0	0	12		
13	SPANGLER, Grayce	* 0-0	0-0	0-0	0	0	0	0	0	0	0	0	0	0	1		
20	STOUT, Sydney	* 0-0	0-0	0-0	0	0	0	0	0	0	0	0	0	0	1		
22	ZIMMERMAN, Bailey	* 2-5	1-3	0-0	1	1	2	2	5	1	0	0	0	0	18		
24	THOMAS, Taylah	* 0-0	0-0	0-0	2	4	6	3	0	1	0	1	0	1	17		
30	WEAVER, Macy	* 1-1	0-0	1-1	1	0	1	0	3	0	1	0	0	1	1		
52	DOUMBIA, Rokia	* 0-1	0-0	0-0	0	0	0	1	0	0	0	0	0	0	3		
Team					0	2	2										
Totals		19-64	9-31	6-7	9	19	28	18	53	9	9	2	5	20			
1st - FG %:		4-17 23.5%	2nd: 2-15 13.3%	3rd: 5-16 31.3%	4th: 8-16 50.0%	Game: 19-64 29.7%		Deadball									
3FG %:		1-5 20.0%	1-7 14.3%	3-11 27.3%	4-8 50.0%	9-31 29.0%		Rebounds									
FT %:		0-0 0.0%	0-0 0.0%	3-4 75.0%	3-3 100.0%	6-7 85.7%		1									

Mizzou 71 • 14-3, 3-0

#	Player	Total			3-Ptr			Rebounds			PF	TP	A	T	Bk	Stl	Min
		FG	FGA	FT	FTA	Off	Def	Total									
03	Cunningham, Sophie	* 5-10	1-1	0-0	0	7	7	2	11	2	3	0	0	1	29		
05	Aldridge, Lauren	* 1-1	1-1	0-0	0	3	3	2	3	0	3	0	0	0	26		
13	Schuchts, Hannah	* 2-3	0-1	0-0	0	2	2	0	4	0	0	0	0	0	12		
22	Roundtree, Jordan	* 2-9	0-3	4-4	1	1	2	1	8	2	0	0	0	0	23		
23	Smith, Amber	* 5-8	0-1	5-6	3	9	12	2	15	3	2	0	0	0	28		
01	Winfrey, Kelsey	* 0-0	0-0	0-0	0	0	0	0	0	0	0	0	1	1			
02	Levy, Akira	* 2-4	0-1	0-0	0	3	3	1	4	2	3	0	0	1	12		
10	Green, Nadia	* 0-0	0-0	0-0	0	0	0	0	0	0	0	0	0	1			
11	Troup, Haley	* 0-1	0-1	0-0	0	0	0	0	0	1	1	0	0	13			
12	Brown, Elle	* 0-0	0-0	0-0	0	0	0	1	0	0	1	0	0	2			
21	Porter, Cierra	* 3-6	0-0	3-3	2	5	7	0	9	0	1	0	0	13			
24	Chavis, Jordan	* 0-1	0-1	0-0	0	1	1	1	0	0	0	0	0	9			
34	Tahane, Emmanuelle	* 5-8	0-0	3-4	2	3	5	2	13	2	0	0	1	23			
43	Berg, Grace	* 2-3	0-0	0-0	0	1	1	2	4	1	1	0	0	8			
Team					1	1	2										
Totals		27-54	2-10	15-17	9	36	45	14	71	13	17	0	4	20			
1st - FG %:		6-15 40.0%	2nd: 8-14 57.1%	3rd: 5-12 41.7%	4th: 8-13 61.5%	Game: 27-54 50.0%		Deadball									
3FG %:		0-2 0.0%	0-2 0.0%	4-4 100.0%	1-2 50.0%	2-10 20.0%		Rebounds									
FT %:		3-3 100.0%	3-4 75.0%	4-4 100.0%	5-6 83.3%	15-17 88.2%		1									

Officials: Dee Kanter, Dawn Marsh, Douglas Knight
 Technical fouls: AR-None. Mizou-None.
 Attendance: 4216

Score by periods	1st	2nd	3rd	4th	Total
AR	9	5	16	23	53
Mizzou	15	19	15	22	71

Points	In	Off	2nd	Fast	Bench
AR	Point	T/O	Chance	Break	
AR	14	8	7	4	15
MISSOU	48	6	10	4	30

Last FG - AR 4th-00:38, MISSOURI 4th-00:21.
 Largest lead - AR None, MISSOURI by 21 4th-02:24.
 AR led for 00:00. MISSOURI led for 37:58. Game was tied for 02:02.



Official Basketball Box Score -- Game Totals -- Final Statistics

Vanderbilt vs AR

01/13/19 2 p.m. at Fayetteville, Ark. (Bud Walton Arena)

Vanderbilt 62 • 5-12, 0-4 SEC

#	Player	Total			3-Ptr			Rebounds			PF	TP	A	T	Bk	Stl	Min
		FG	FGA	FT	FTA	Off	Def	Total									
24	NEWBY, Autumn	r 2-7	0-0	2-2	2	8	10	4	6	1	2	0	0	0	26		
34	FASOULA, Mariella	r 5-13	0-0	6-9	1	11	12	2	16	0	6	2	1	36			
10	WALKER, Cierra	g 2-6	1-2	5-6	0	4	4	0	10	1	1	0	2	40			
30	CARTER, LEALEA	g 6-12	0-0	8-9	0	1	1	0	20	1	4	1	1	31			
35	CLEMONS-GREEN, Kalei	g 2-6	0-4	4-6	0	2	2	4	8	4	1	1	0	30			
01	GORDON, Sarah	* 0-0	0-0	0-0	0	0	0	0	0	0	0	0	0	1			
03	CAMBRIDGE, Jordyn	* 1-2	0-1	0-0	1	1	2	0	2	0	5	0	0	8			
22	HORROCKS, Bree	* 0-1	0-0	0-0	0	3	3	2	0	1	4	1	0	28			
Team					1	0	1										
Totals		18-47	1-7	25-32	5	30	35	12	62	8	23	5	4	20			
1st - FG %:		3-9 33.3%	2nd: 2-14 14.3%	3rd: 7-11 63.6%	4th: 6-13 46.2%	Game: 18-47 38.3%		Deadball									
3FG %:		0-2 0.0%	0-2 0.0%	1-1 100.0%	4-8 50.0%	9-11 81.8%		Rebounds									
FT %:		3-5 60.0%	7-8 87.5%	6-8 75.0%	9-11 81.8%	25-32 78.1%		3,1									

AR 83 • 13-5, 2-2 SEC

#	Player	Total			3-Ptr			Rebounds			PF	TP	A	T	Bk	Stl	Min
		FG	FGA	FT	FTA	Off	Def	Total									
10	WILLIAMS, Kiara	c 5-7	0-0	1-2	2	1	3	3	11	0	0	0	0	14			
02	TOLEFREE, Alexis	c 3-6	3-5	0-0	0	2	2	4	9	1	0	0	1	14			
03	MONK, Malica	g 6-11	0-3	3-4	0	2	2	2	15	9	0	0	0	30			
14	MASON, Jaily	g 2-6	1-2	0-0	1	3	4	1	5	2	1	1	0	24			
33	DUNGEE, Chelsea	g 3-11	2-7	2-4	0	3	3	2	10	1	1	1	1	24			
00	GAULDEN, A'Tyanna	g 1-5	0-0	2-2	1	0	1	1	4	2	0	0	1	9			
01	NORTHCROSS-BAKER, Ra	* 6-13	4-11	0-0	0	0	0	1	16	1	3	0	3	23			
13	SPANGLER, Grayce	* 2-2	2-2	0-0	0	0	0	0	2	6	0	2	1	3			
20	STOUT, Sydney	* 0-0	0-0	0-0	0	0	0	0	0	0	0	0	0	3			
22	ZIMMERMAN, Bailey	* 1-6	1-3	0-0	4	3	7	2	3	1	0	0	0	16			
24	THOMAS, Taylah	* 1-3	0-0	2-2	1	5	6	5	4	0	1	0	1	21			
30	WEAVER, Macy	* 0-1	0-0	0-0	1	3	4	0	0	1	0	0	0	5			
52	DOUMBIA, Rokia	* 0-4	0-2	0-0	3	4	7	5	0	0	2	0	0	14			
Team					3	2	5										
Totals		30-75	13-35	10-14	16	28	44	28	83	17	12	3	8	20			
1st - FG %:		7-19 36.8%	2nd: 8-19 42.1%	3rd: 10-21 47.6%	4th: 5-16 31.3%	Game: 30-75 40.0%		Deadball									
3FG %:		2-7 28.6%	5-10 50.0%	3-7 42.9%	3-11 27.3%	13-35 37.1%		Rebounds									
FT %:		5-6 83.3%	5-8 62.5%	0-0 0.0%	0-0 0.0%	10-14 71.4%		2									

Officials: Scott Yarbrough, Brian Garland, Tiara Cruise
 Technical fouls: Vanderbilt-None. AR-None.
 Attendance: 1553
 Tickets Scanned: 1,192
 Fouled out: Arkansas #52,Doumbia (3:14 4Q); #24,Thomas (1:33 4Q)

Score by periods	1st	2nd	3rd	4th	Total
Vanderbilt	9	11	21	21	62
AR	21	26	23	13	83

Last FG - VANDY 4th-01:10, AR 4th-01:22.
 Largest lead - VANDY by 2 1st-09:44, AR by 32 3rd-02:55.
 VANDY led for 00:20. AR led for 38:55. Game was tied for 00:44.

Score tied - 1 time.
 Lead changed - 1 time.



Official Basketball Box Score -- Game Totals -- Final Statistics

AR vs Tennessee

01/21/19 7:02 p.m. at Knoxville, Tenn. (Thompson-Boling Arena)

AR 80 • 14-5, 3-2 SEC

#	Player	Total			3-Ptr			Rebounds			PF	TP	A	T	Bk	Stl	Min
		FG	FGA	FT	FTA	Off	Def	Total									
10	WILLIAMS, Kiara	f 1-2	0-0	0-2	1	1	2	1	2	1	0	1	0	24			
02	TOLEFREE, Alexis	g 5-17	4-12	2-2	1	2	3	2	16	1	1	0	1	19			
03	MONK, Malica	g 9-25	3-7	2-2	1	2	3	2	23	3	1	0	2	36			
14	MASON, Jaily	g 3-8	1-3	0-0	1	5	6	3	7	5	4	0	2	39			
33	DUNGEE, Chelsea	g 5-11	2-4	7-7</													



Official Basketball Box Score - Game Totals - Final Statistics
Georgia vs AR
01/31/19 7 p.m. at Fayetteville, Ark. (Bud Walton Arena)



Georgia 80 • 13-8, 4-4 SEC

##	Player	Total			3-Ptr			Rebounds			PF	TP	A	TO	Blk	Stl	Min
		FG-FGA	FG-FGA	FT-FTA	FG-FGA	FG-FGA	FT-FTA	Off	Def	Tot							
04	ROBINSON, Callia	f	4-8	1-1	0-1	2	7	9	3	9	1	1	0	0	3	24	
00	COLE, Taja	g	4-12	0-1	4-5	0	9	9	1	12	7	5	0	2	40		
02	CONNALLY, Gabby	g	7-13	3-5	4-4	1	3	4	1	21	8	3	1	1	38		
11	CALDWELL, Maya	g	6-13	0-1	0-0	2	1	3	2	12	2	2	0	1	27		
23	MORRISON, Que	g	1-2	1-1	0-0	0	3	3	4	3	1	2	0	1	15		
01	JOHNSON, Donnetta	g	0-0	0-0	0-0	0	0	0	0	0	0	1	0	0	2		
03	PAUL, Stephanie	g	3-5	0-0	2-3	2	2	4	3	8	0	5	2	0	18		
12	HUBBARD, Kaila	g	3-4	2-2	1-2	1	1	2	1	9	0	3	0	0	25		
14	STAITI, Jenna	g	3-5	0-0	0-0	0	3	3	0	6	0	0	1	0	11		
Team						3	4	7									
Totals			31-62	7-11	11-15	11	33	44	15	80	19	22	4	8	200		

1st FG %:	7-15 46.7%	2nd 8-17 47.1%	3rd 10-17 58.8%	4th 6-13 46.2%	Game 31-62 50.0%	Deadball Rebounds 1,1
3FG %:	1-2 50.0%	3-5 60.0%	3-3 100.0%	0-1 0.0%	7-11 63.6%	
FT %:	3-4 75.0%	1-2 50.0%	1-1 100.0%	6-8 75.0%	11-15 73.3%	

AR 72 • 16-6, 5-3 SEC

##	Player	Total			3-Ptr			Rebounds			PF	TP	A	TO	Blk	Stl	Min
		FG-FGA	FG-FGA	FT-FTA	FG-FGA	FG-FGA	FT-FTA	Off	Def	Tot							
10	WILLIAMS, Kiara	c	0-1	0-0	2-2	2	2	4	2	2	1	0	1	1	21		
02	TOLEFREE, Alexis	g	2-6	1-4	0-0	0	1	1	2	5	1	3	0	0	13		
03	MONK, Malica	g	5-15	2-6	7-8	0	0	0	3	19	6	6	1	4	39		
14	MASON, Jailyyn	g	2-8	0-5	0-0	0	6	6	4	4	1	1	0	2	37		
33	DUNGEE, Chelsea	g	9-18	2-4	8-8	0	2	2	3	28	1	1	2	2	33		
01	NORTHCROSS-BAKER,	g	2-7	1-6	0-0	0	3	3	3	5	1	1	0	1	18		
22	ZIMMERMAN, Bailey	g	2-6	1-2	0-0	1	3	4	1	5	0	1	1	1	21		
24	THOMAS, Taylah	g	2-3	0-0	0-0	2	4	6	0	4	0	0	0	3	18		
Team						1	1	2									
Totals			24-64	7-27	17-18	6	22	28	18	72	11	13	5	14	200		

1st FG %:	7-17 41.2%	2nd 8-16 50.0%	3rd 3-15 20.0%	4th 6-16 37.5%	Game 24-64 37.5%	Deadball Rebounds 1,1
3FG %:	3-8 37.5%	2-5 40.0%	1-5 20.0%	1-5 20.0%	7-27 25.9%	
FT %:	0-0 0.0%	8-8 100.0%	5-6 83.3%	4-4 100.0%	17-18 94.4%	

Officials: Michael McConnell, Carla Fountain, Roy Gulbeyan
Technical fouls: Georgia-None. AR-None.
Attendance: 1116
Tickets Scanned: 782

Score by periods	1st	2nd	3rd	4th	Total
Georgia	18	20	24	18	80
AR	17	26	12	17	72

Points	In	Off	2nd	Fast	Bench
GA	Paint	T/O	Chance	Break	
AR	24	27	7	14	14

Score tied - 5 times.
Lead changed - 4 times.

Last FG - UGA 4th-00:30, AR 4th-00:21.
Largest lead - UGA by 10 4th-08:28, AR by 5 2nd-01:03.
UGA led for 31:50. AR led for 03:25. Game was tied for 04:45.



Official Basketball Box Score - Game Totals - Final Statistics
#16 South Carolina vs AR
02/03/19 4 p.m. at Fayetteville, Ark. (Bud Walton Arena)



#16 South Carolina 87 • 16-5, 8-1 SEC

##	Player	Total			3-Ptr			Rebounds			PF	TP	A	TO	Blk	Stl	Min
		FG-FGA	FG-FGA	FT-FTA	FG-FGA	FG-FGA	FT-FTA	Off	Def	Tot							
35	JENNINGS, Alexis	f	5-8	0-0	0-0	5	7	12	0	10	0	2	1	2	23		
01	CUEVAS-MOORE, Bianca	g	4-21	0-6	6-6	1	2	3	3	14	0	0	0	2	31		
02	COOPER, Te'a	g	3-13	0-2	1-1	3	1	4	2	7	0	2	0	0	17		
04	CLINEY, Doniyah	g	0-4	0-0	1-2	2	7	9	3	1	3	1	0	0	23		
52	HARRIS, Tyasha	g	6-10	2-4	1-3	1	3	4	4	15	5	3	0	1	33		
00	PERRY, Nelly	g	0-2	0-1	1-2	0	1	1	1	1	0	1	0	0	9		
03	HENDERSON, Destanni	g	7-11	3-6	2-2	2	2	4	1	19	2	1	0	0	23		
05	SAXTON, Victoria	g	7-7	0-0	5-5	5	4	9	0	19	1	0	3	0	20		
10	JACKSON, Bianca	g	0-1	0-1	0-0	0	1	1	0	0	1	1	0	0	7		
21	HERBERT HARRIGAN,	g	0-3	0-0	1-2	0	3	3	2	1	0	0	1	0	11		
24	GRISSETT, LeLe	g	0-0	0-0	0-0	0	1	1	0	0	0	0	1	0	3		
Team						1	2	3									
Totals			32-80	5-20	18-24	20	34	54	16	87	12	11	6	5	200		

1st FG %:	7-20 35.0%	2nd 7-20 35.0%	3rd 6-19 31.6%	4th 12-21 57.1%	Game 32-80 40.0%	Deadball Rebounds 4,1
3FG %:	1-4 25.0%	0-4 0.0%	1-6 16.7%	3-6 50.0%	5-20 25.0%	
FT %:	1-2 50.0%	3-4 75.0%	6-6 100.0%	8-12 66.7%	18-24 75.0%	

AR 79 • 16-7, 5-4 SEC

##	Player	Total			3-Ptr			Rebounds			PF	TP	A	TO	Blk	Stl	Min
		FG-FGA	FG-FGA	FT-FTA	FG-FGA	FG-FGA	FT-FTA	Off	Def	Tot							
10	WILLIAMS, Kiara	f	3-4	0-0	0-2	2	3	5	3	6	1	1	0	0	23		
02	TOLEFREE, Alexis	g	1-7	0-4	0-0	0	0	0	1	2	0	1	0	0	19		
03	MONK, Malica	g	9-19	3-9	4-4	0	4	4	3	25	3	1	1	0	40		
14	MASON, Jailyyn	g	2-7	1-3	0-0	1	6	7	4	5	1	3	1	2	30		
33	DUNGEE, Chelsea	g	10-21	2-5	10-11	1	4	5	3	32	3	2	2	1	33		
01	NORTHCROSS-BAKER,	g	2-6	1-2	0-0	0	1	1	3	5	0	0	0	0	18		
22	ZIMMERMAN, Bailey	g	0-4	0-2	0-2	1	2	2	2	0	0	0	3	0	21		
24	THOMAS, Taylah	g	2-6	0-0	0-0	2	4	6	1	4	1	1	0	0	16		
Team						5	6	11									
Totals			29-74	7-25	14-19	12	30	42	20	79	9	9	6	7	200		

1st FG %:	8-23 34.8%	2nd 6-18 33.3%	3rd 5-11 45.5%	4th 10-22 45.5%	Game 29-74 39.2%	Deadball Rebounds 3
3FG %:	3-8 37.5%	2-7 28.6%	1-5 20.0%	1-5 20.0%	7-25 28.0%	
FT %:	1-1 100.0%	5-6 83.3%	6-8 75.0%	2-4 50.0%	14-19 73.7%	

Officials: Bryan Enterline, Katie Lukanich, Karen Preato
Technical fouls: #16 South Carolina-None. AR-None.
Attendance: 1637
Tickets Scanned: 1211

Score by periods	1st	2nd	3rd	4th	Total
#16 South Carolina	16	17	19	35	87
AR	20	19	17	23	79

Points	In	Off	2nd	Fast	Bench
SC	Paint	T/O	Chance	Break	
AR	40	12	13	16	9

Last FG - SC 4th-00:41, AR 4th-00:13.
Largest lead - SC by 9 4th-05:49, AR by 12 1st-04:08.
SC led for 07:10. AR led for 30:15. Game was tied for 02:35.

Score tied - 1 time.
Lead changed - 3 times.



Official Basketball Box Score - Game Totals - Final Statistics
AR vs LSU
02/07/19 8 p.m. at Maravich Center, Baton Rouge, La.



AR 34 • 16-8, 5-5

##	Player	Total			3-Ptr			Rebounds			PF	TP	A	TO	Blk	Stl	Min
		FG-FGA	FG-FGA	FT-FTA	FG-FGA	FG-FGA	FT-FTA	Off	Def	Tot							
10	WILLIAMS, Kiara	c	0-1	0-0	1-6	1	2	3	2	1	0	1	1	2	16		
02	TOLEFREE, Alexis	g	0-7	0-3	0-0	0	0	0	3	0	0	0	0	0	16		
03	MONK, Malica	g	4-13	0-0	4-7	1	0	1	2	12	0	2	0	1	34		
14	MASON, Jailyyn	g	1-4	0-2	0-0	0	2	2	2	2	0	2	0	2	36		
33	DUNGEE, Chelsea	g	6-13	0-1	2-3	1	2	3	2	14	0	2	0	1	34		
01	NORTHCROSS-BAKER,	g	0-2	0-2	0-0	0	1	1	1	0	1	2	0	1	9		
13	SPANGLER, Grayce	g	0-3	0-1	0-0	0	0	0	0	0	0	0	0	0	3		
20	STOUT, Sydney	g	0-0	0-0	0-0	0	1	1	0	0	1	0	0	0	3		
22	ZIMMERMAN, Bailey	g	1-3	0-1	0-0	1	4	5	0	2	0	1	0	0	18		
24	THOMAS, Taylah	g	0-0	0-0	0-0	2	4	6	3	0	0	4	0	0	19		
30	WEAVER, Macy	g	1-2	0-0	1-2	0	0	0	0	3	0	0	0	0	5		
52	DOUMBIA, Rokia	g	0-1	0-0	0-0	0	1	1	0	0	0	4	0	1	7		
Team						2	1	3									
Totals			13-49	0-10	8-18	8	18	26	16	34	2	18	1	9			



Official Basketball Box Score -- Game Totals -- Final Statistics
AR vs No. 17 Kentucky
 02/17/19 2:02pm at Memorial Coliseum, Lexington, Ky.



AR 59 • 16-10, 5-7

#	Player	Total			3-Ptr			Rebounds			PF	TP	A	TO	Blk	Stl	Min
		FG-FGA	FG-FGA	FT-FTA	FG-FGA	FG-FGA	FT-FTA	Off	Def	Tot							
10	WILLIAMS, Kiara	f	7-8	0-0	0-1	7	10	17	3	14	0	5	7	0	32		
02	TOLEFREE, Alexis	g	3-3	0-0	0-0	0	2	2	1	0	0	1	0	0	16		
03	MONK, Malica	g	4-11	1-6	1-2	3	10	6	1	0	0	0	0	0	27		
14	MASON, Jaily	g	2-9	1-3	1-2	0	2	2	1	6	5	1	0	0	40		
33	DUNGEE, Chelsea	g	7-18	1-6	5-6	0	7	7	4	20	1	2	0	0	37		
00	GAULDEN, A'Tyanna	g	0-1	0-0	0-0	1	0	1	0	0	0	0	0	1	3		
01	NORTHCROSS-BAKER,	g	1-3	1-3	0-0	0	0	0	3	3	0	0	0	1	17		
22	ZIMMERMAN, Bailey	g	1-1	0-0	2-2	0	0	0	0	4	1	0	0	0	10		
24	THOMAS, Taylah	g	0-1	0-0	2-2	2	0	2	1	2	0	2	1	0	8		
Team			1	2	3												
Totals			22-55	4-21	11-15	11	25	36	16	59	12	13	8	4	200		

1st - FG %: 4-13 30.8% 2nd: 7-14 50.0% 3rd: 6-16 37.5% 4th: 5-12 41.7% Game: 22-55 40.0% Deadball Rebounds: 2,1
 3FG %: 1-6 16.7% 1-4 25.0% 1-6 16.7% 1-5 20.0% 4-11 36.4% 11-15 73.3%
 FT %: 5-6 83.3% 4-5 80.0% 0-0 0.0% 2-4 50.0%

No. 17 Kentucky 61 • 21-5, 8-4

#	Player	Total			3-Ptr			Rebounds			PF	TP	A	TO	Blk	Stl	Min
		FG-FGA	FG-FGA	FT-FTA	FG-FGA	FG-FGA	FT-FTA	Off	Def	Tot							
03	McKinney, KeKe	f	1-9	0-3	0-2	3	3	6	0	2	1	1	1	1	27		
14	Wyatt, Tatyana	f	2-7	0-2	0-0	0	1	1	3	4	0	2	1	0	16		
00	Morris, Maci	g	2-11	1-4	6-8	0	3	3	1	11	2	2	1	0	33		
10	Howard, Rhyné	g	7-15	3-8	1-2	7	7	14	4	18	4	1	1	3	35		
22	Murray, Taylor	g	7-14	0-1	2-6	3	4	7	2	16	2	1	0	1	36		
05	Green, Blair	g	2-5	0-0	0-0	2	3	5	1	4	0	2	0	0	24		
16	Paschal, Amanda	g	1-1	0-0	0-0	0	0	0	2	2	0	0	0	0	9		
21	Anyagaligbo, Ogechi	g	0-3	0-0	0-0	1	1	2	0	0	0	0	0	0	6		
32	Roper, Jaida	g	1-2	0-0	2-4	0	0	0	1	4	1	0	0	0	14		
Team			5	2	7												
Totals			23-67	4-18	11-22	21	24	45	14	61	10	9	4	5	200		

1st - FG %: 9-21 42.9% 2nd: 2-16 12.5% 3rd: 8-18 44.4% 4th: 4-12 33.3% Game: 23-67 34.3% Deadball Rebounds: 8
 3FG %: 2-4 50.0% 1-9 12.5% 1-4 25.0% 0-2 0.0% 4-18 22.2% 11-22 50.0%
 FT %: 2-2 100.0% 3-6 50.0% 0-0 0.0% 6-14 42.9%

Officials: Cameron Inouye, Meadow Overstreet, Douglas Knight
 Technical fouls: AR-None. No. 17 Kentucky-None.
 Attendance: 5680

Score by periods	1st	2nd	3rd	4th	Total
AR	14	19	13	13	59
No. 17 Kentucky	22	8	17	14	61

Points	In	Off	2nd	Fast	Bench
AR	Paint	T/O	Chance	Break	
AR	24	10	14	2	9
UK	30	10	13	4	10

Last FG - AR 4th-00:22, UK 4th-00:03.
 Largest lead - AR by 4 2nd-02:00, UK by 8 1st-00:09.
 AR led for 10:06. UK led for 27:14. Game was tied for 02:39.

Score tied - 6 times.
 Lead changed - 2 times.



Official Basketball Box Score -- Game Totals -- Final Statistics
AR vs Georgia
 2/21/19 7 p.m. ET at Athens, Ga. - Stegeman Coliseum



AR 83 • 16-11, 5-8 SEC

#	Player	Total			3-Ptr			Rebounds			PF	TP	A	TO	Blk	Stl	Min
		FG-FGA	FG-FGA	FT-FTA	FG-FGA	FG-FGA	FT-FTA	Off	Def	Tot							
10	WILLIAMS, Kiara	c	7-10	0-0	1-2	3	4	7	3	15	1	0	2	2	24		
02	TOLEFREE, Alexis	g	7-14	3-8	0-1	2	2	4	4	17	1	0	0	0	27		
03	MONK, Malica	g	3-8	0-3	0-0	1	1	2	4	6	3	2	0	0	24		
14	MASON, Jaily	g	3-9	0-5	0-0	1	2	3	4	6	2	1	0	0	31		
33	DUNGEE, Chelsea	g	4-15	1-4	9-12	2	4	6	4	18	2	5	0	2	37		
00	GAULDEN, A'Tyanna	g	6-7	0-0	0-0	0	2	2	0	12	3	4	0	0	16		
01	NORTHCROSS-BAKER,	g	3-8	3-8	0-0	0	4	4	3	9	0	0	0	2	17		
22	ZIMMERMAN, Bailey	g	0-0	0-0	0-0	0	0	0	0	1	0	1	0	0	8		
24	THOMAS, Taylah	g	0-1	0-0	0-0	1	3	4	0	0	0	1	0	0	16		
Team			2	2	2												
Totals			33-72	7-28	10-15	12	22	34	23	83	13	14	2	8	200		

1st - FG %: 9-17 52.9% 2nd: 7-18 38.9% 3rd: 5-16 31.3% 4th: 12-21 57.1% Game: 33-72 45.8% Deadball Rebounds: 2
 3FG %: 3-9 33.3% 2-9 22.2% 1-5 20.0% 1-5 20.0% 6-17 35.3%
 FT %: 0-0 0.0% 1-2 50.0% 5-6 83.3% 4-7 57.1% 10-15 66.7%

Georgia 93 • 16-10, 7-6 SEC

#	Player	Total			3-Ptr			Rebounds			PF	TP	A	TO	Blk	Stl	Min
		FG-FGA	FG-FGA	FT-FTA	FG-FGA	FG-FGA	FT-FTA	Off	Def	Tot							
04	ROBINSON, Caliya	f	8-14	0-2	5-5	1	10	11	3	21	5	3	2	3	33		
11	CALDWELL, Maya	f	4-6	0-0	4-5	1	3	4	2	12	1	2	0	1	19		
00	COLE, Taja	g	5-11	0-2	2-4	1	6	7	4	12	8	4	0	3	40		
02	CONNALLY, Gabby	g	5-8	2-4	2-4	0	1	1	4	14	3	4	0	1	24		
23	MORRISON, Que	g	5-7	3-5	3-4	0	4	4	2	16	1	2	0	3	37		
01	JOHNSON, Donnetta	g	3-8	0-3	1-2	3	0	3	0	7	0	0	0	0	15		
03	PAUL, Stephanie	g	2-6	0-0	4-4	3	2	5	1	8	0	0	0	0	16		
12	HUBBARD, Kaila	g	0-0	0-0	0-0	0	0	0	0	0	0	0	0	0	3		
14	STAITI, Jenna	g	1-5	1-1	0-0	2	3	5	1	3	0	1	2	0	13		
Team			1	1	2												
Totals			33-65	6-17	21-28	12	30	42	17	93	19	16	5	10	200		

1st - FG %: 9-17 52.9% 2nd: 9-20 45.0% 3rd: 6-15 40.0% 4th: 9-13 69.2% Game: 33-65 50.8% Deadball Rebounds: 5
 3FG %: 1-5 20.0% 2-4 50.0% 1-5 20.0% 2-3 66.7% 6-17 35.3%
 FT %: 3-3 100.0% 3-4 75.0% 6-7 85.7% 9-14 64.3% 21-28 75.0%

Officials: Dee Kanter, Dawn Marsh and Amy Bonner
 Technical fouls: AR-TEAM, Georgia-None.
 Attendance: 3317

Score by periods	1st	2nd	3rd	4th	Total
AR	21	17	16	29	83
Georgia	22	23	19	29	93

Points	In	Off	2nd	Fast	Bench
AR	Paint	T/O	Chance	Break	
AR	40	21	12	11	21
UGA	44	19	19	8	18

Last FG - AR 4th-00:43, UGA 4th-01:28.
 Largest lead - AR by 4 2nd-09:05, UGA by 16 3rd-05:18.
 AR led for 05:45. UGA led for 31:22. Game was tied for 02:53.

Score tied - 5 times.
 Lead changed - 12 times.



Official Basketball Box Score -- Game Totals -- Final Statistics
Ole Miss vs AR
 02/24/19 3 p.m. at Fayetteville, Ark. (Bud Walton Arena)



Ole Miss 61 • 9-19, 3-11 SEC

#	Player	Total			3-Ptr			Rebounds			PF	TP	A	TO	Blk	Stl	Min
		FG-FGA	FG-FGA	FT-FTA	FG-FGA	FG-FGA	FT-FTA	Off	Def	Tot							
10	Muhate, Cecilia	f	0-1	0-0	0-0	0	1	1	5	0	2	2	1	0	23		
33	Salter, La'Karis	f	4-8	0-1	3-3	0	6	6	0	11	2	4	0	0	24		
02	Reid, Mimi	g	3-6	0-1	4-6	1	0	1	4	10	6	2	0	1	35		
05	Allen, Crystal	g	4-12	3-6	1-2	2	3	5	2	12	0	4	0	0	29		
23	Sessom, Shandricka	g	3-16	1-11	2-2	1	3	4	1	9	0	1	0	2	29		
00	Crawford, Gabby	g	2-3	0-0	0-2	4	2	6	0	4	1	0	0	0	18		
20	Matthews, Mahogany	g	0-2	0-0	1-2	2	2	4	2	1	0	1	0	1	11		
21	Smith, Taylor	g	3-4	0-0	0-0	3	0	3	0	6	0	2	0	1	14		
24	Dozier, Shannon	g	4-6	0-1	0-0	1	1	2	5	8	0	0	0	0	16		
32	Kitchens, Iyanla	g	0-0	0-0	0-0	0	0	0	1	0	0	0	0	0	1		
Team			1	3	4												
Totals			23-58	4-20	11-17	15	21	36	20	61	11	16	1	5	200		

1st - FG %: 6-13 46.2% 2nd: 7-14 50.0% 3rd: 6-14 42.9% 4th: 4-17 23.5% Game: 23-58 39.7% Deadball Rebounds: 3
 3FG %: 1-4 25.0% 1-4 25.0% 0-3 0.0% 2-9 22.2% 4-20 20.0%
 FT %: 5-5 100.0% 0-2 0.0% 2-4 50.0% 4-6 66.7% 11-17 64.7%

AR 73 • 17-11, 6-8 SEC

#	Player	Total			3-Ptr			Rebounds			PF	TP	A	TO	Blk	Stl	Min
		FG-FGA	FG-FGA	FT-FTA	FG-FGA	FG-FGA	FT-FTA	Off	Def	Tot							



Official Basketball Box Score -- Game Totals -- Final Statistics
AR vs No. 19 Texas A&M
03/03/19 4 p.m. at College Station, Texas (Reed Arena)



AR 53 • 17-13, 6-10 SEC

Table with columns: #, Player, FG-FGA, 3-PT, FT-FTA, Rebounds, PF, TP, A, T, Blk, Stl, Min. Includes player stats for Tolefree, Monk, Williams, Mason, Dungee, Galden, Northcross-Baker, Stout, Zimmerman, Thomas, Doumbia.

Summary statistics table for AR 53 vs No. 19 Texas A&M, including FG%, 3FG%, FT%, and other metrics.

No. 19 Texas A&M 66 • 23-6, 12-4 SEC

Table with columns: #, Player, FG-FGA, 3-PT, FT-FTA, Rebounds, PF, TP, A, T, Blk, Stl, Min. Includes player stats for Carter, Washington, Wells, Jones, Johnson, Ellison, Walton, Williams, Martin.

Summary statistics table for No. 19 Texas A&M 66 vs AR 53, including FG%, 3FG%, FT%, and other metrics.

Officials: Dee Kantner, Jennifer Rezac, Roy Gulbeyan
Technical fouls: AR-None. No. 19 Texas A&M-None.
Attendance: 3609

Score by periods table showing 1st, 2nd, 3rd, 4th, and Total scores for AR and No. 19 Texas A&M.

Points in Paint, Off T/O, 2nd Chance, Fast Break, and Bench points for AR and No. 19 Texas A&M.

Last FG - AR 4th-01:18, TAMU 4th-03:20.
Largest lead - AR by 4 1st-05:51, TAMU by 17 2nd-00:28.
AR led for 02:45, TAMU led for 34:18. Game was tied for 02:57.



Official Basketball Box Score -- Game Totals -- Final Statistics
ARKANSAS vs GEORGIA
03/07/19 6:02 PM at BON SECOURS WELLNESS ARENA-GREENVILLE, SC



ARKANSAS 86 • 18-13

Table with columns: #, Player, FG-FGA, 3-PT, FT-FTA, Rebounds, PF, TP, A, T, Blk, Stl, Min. Includes player stats for Williams, Tolefree, Monk, Mason, Dungee, Galden, Northcross-Baker, Zimmerman, Thomas, Doumbia.

Summary statistics table for AR 86 vs Georgia 76, including FG%, 3FG%, FT%, and other metrics.

GEORGIA 76 • 18-12

Table with columns: #, Player, FG-FGA, 3-PT, FT-FTA, Rebounds, PF, TP, A, T, Blk, Stl, Min. Includes player stats for Robinson, Cole, Connelly, Caldwell, Morrison, Paul, Hose, Hubbard, Stait.

Summary statistics table for Georgia 76 vs AR 86, including FG%, 3FG%, FT%, and other metrics.

Officials: MARK ZENTZ, BRIAN GARLAND, AMY BONNER
Technical fouls: ARKANSAS-None. GEORGIA-None.
Attendance:

Score by periods table showing 1st, 2nd, 3rd, 4th, and Total scores for ARKANSAS and GEORGIA.

Points in Paint, Off T/O, 2nd Chance, Fast Break, and Bench points for ARKANSAS and GEORGIA.

Last FG - AR 4th-03:32, UGA 4th-00:22.
Largest lead - AR by 19 3rd-01:09, UGA by 4 1st-09:21.
AR led for 37:44, UGA led for 01:08. Game was tied for 01:08.



Official Basketball Box Score -- Game Totals -- Final Statistics
ARKANSAS vs SOUTH CAROLINA
03/08/19 6:02 PM at BON SECOURS WELLNESS ARENA-GREENVILLE, SC



ARKANSAS 95 • 19-13

Table with columns: #, Player, FG-FGA, 3-PT, FT-FTA, Rebounds, PF, TP, A, T, Blk, Stl, Min. Includes player stats for Williams, Tolefree, Monk, Mason, Dungee, Galden, Northcross-Baker, Spangler, Stout, Zimmerman, Thomas, Doumbia.

Summary statistics table for AR 95 vs South Carolina 89, including FG%, 3FG%, FT%, and other metrics.

SOUTH CAROLINA 89 • 21-9

Table with columns: #, Player, FG-FGA, 3-PT, FT-FTA, Rebounds, PF, TP, A, T, Blk, Stl, Min. Includes player stats for Jennings, Cuevas-Moore, Clmney, Jackson, Harris, Perry, Cooper, Henderson, Herbert, Grissett.

Summary statistics table for South Carolina 89 vs AR 95, including FG%, 3FG%, FT%, and other metrics.

Officials: FELICIA GRINTER, ROY GULBEYAN, FRANK STERATORE
Technical fouls: ARKANSAS-None. SOUTH CAROLINA-None.
Attendance:

Score by periods table showing 1st, 2nd, 3rd, 4th, and Total scores for ARKANSAS and SOUTH CAROLINA.

Points in Paint, Off T/O, 2nd Chance, Fast Break, and Bench points for ARKANSAS and SOUTH CAROLINA.

Last FG - AR 4th-03:35, SC 4th-00:31.
Largest lead - AR by 11 2nd-04:13, SC by 5 1st-03:00.
AR led for 30:56, SC led for 07:30. Game was tied for 02:16.



Official Basketball Box Score -- Game Totals -- Final Statistics
AR vs No. 19 Texas A&M
03/03/19 4 p.m. at College Station, Texas (Reed Arena)



AR 53 • 17-13, 6-10 SEC

Table with columns: #, Player, FG-FGA, 3-PT, FT-FTA, Rebounds, PF, TP, A, T, Blk, Stl, Min. Includes player stats for Tolefree, Monk, Williams, Mason, Dungee, Galden, Northcross-Baker, Stout, Zimmerman, Thomas, Doumbia.

Summary statistics table for AR 53 vs No. 19 Texas A&M 66, including FG%, 3FG%, FT%, and other metrics.

No. 19 Texas A&M 66 • 23-6, 12-4 SEC

Table with columns: #, Player, FG-FGA, 3-PT, FT-FTA, Rebounds, PF, TP, A, T, Blk, Stl, Min. Includes player stats for Carter, Washington, Wells, Jones, Johnson, Ellison, Walton, Williams, Martin.

Summary statistics table for No. 19 Texas A&M 66 vs AR 53, including FG%, 3FG%, FT%, and other metrics.

Officials: Dee Kantner, Jennifer Rezac, Roy Gulbeyan
Technical fouls: AR-None. No. 19 Texas A&M-None.
Attendance: 3609

Score by periods table showing 1st, 2nd, 3rd, 4th, and Total scores for AR and No. 19 Texas A&M.

Points in Paint, Off T/O, 2nd Chance, Fast Break, and Bench points for AR and No. 19 Texas A&M.

Last FG - AR 4th-01:18, TAMU 4th-03:20.
Largest lead - AR by 4 1st-05:51, TAMU by 17 2nd-00:28.
AR led for 02:45, TAMU led for 34:18. Game was tied for 02:57.



Official Basketball Box Score -- Game Totals -- Final Statistics
AR vs Mississippi State
 03/10/19 2:06 PM at Greenville, SC (Bon Secours Arena)



AR 70 • 20-14

##	Player	Total			3-Ptr			Rebounds			PF	TP	A	T	Blk	Stl	Min
		FG	F	A	FG	F	A	Off	Def	Tot							
10	WILLIAMS, Kiara	2-2	0-0	2-2	4	1	5	2	6	2	0	1	1	23			
02	TOLEFREE, Alexis	3-13	2-9	2-2	0	2	2	3	10	0	2	0	22				
03	MONK, Malica	2-8	1-1	0-0	0	2	2	1	5	1	2	0	25				
14	MASON, Jailyyn	3-7	2-5	0-0	1	3	4	1	8	0	1	1	34				
33	DUNGEE, Chelsea	9-19	1-3	5-7	1	5	6	3	24	4	4	0	35				
00	GAULDEN, A'Tyanna	1-6	0-1	0-0	0	0	0	1	2	4	3	0	14				
01	NORTHCROSS-BAKER,	3-7	2-5	0-0	1	2	3	0	8	0	0	2	20				
22	ZIMMERMAN, Bailey	1-4	1-4	0-0	0	1	1	0	3	0	0	0	9				
24	THOMAS, Taylah	1-1	0-0	2-2	0	1	1	2	4	0	0	0	17				
52	DOUMBIA, Rokia	0-0	0-0	0-0	1	0	1	0	0	0	0	0	1				
Team					2			2									
Totals		25-67	9-28	11-13	10	17	27	13	70	11	12	2	9	200			

1st - FG %:	6-18	33.3%	2nd:	6-16	37.5%	3rd:	8-16	50.0%	4th:	5-17	29.4%	Game:	25-67	37.3%	Deadball
3FG %:	2-8	25.0%		2-8	25.0%		3-5	60.0%		2-7	28.6%		9-28	32.1%	Rebounds
FT %:	0-1	0.0%		6-6	100.0%		1-2	50.0%		4-4	100.0%		11-13	84.6%	1

Mississippi State 101 • 30-2

##	Player	Total			3-Ptr			Rebounds			PF	TP	A	T	Blk	Stl	Min
		FG	F	A	FG	F	A	Off	Def	Tot							
05	HOWARD, ANRIEL	4-9	0-1	3-4	1	3	4	3	11	0	2	0	18				
15	MCCOWAN, TEAIRA	11-15	0-0	2-3	3	11	14	2	24	3	0	3	35				
02	ESPINOZA-HUNTE, AND	8-11	8-11	0-0	0	1	1	0	24	1	0	0	29				
10	HOLMES, JAZZMUN	1-2	0-0	2-2	0	5	5	1	4	12	1	1	34				
24	DANBERRY, JORDAN	7-13	0-0	0-0	1	5	6	4	14	4	6	2	33				
01	TAYLOR, MYAH	0-0	0-0	0-0	0	1	1	1	0	2	0	0	6				
04	CARTER, JESSIKA	0-1	0-0	0-0	0	1	1	0	0	0	0	0	5				
11	WIGGINS, XARIA	2-3	0-1	0-0	0	3	3	2	4	2	0	0	15				
23	SCOTT, BRE'AMBER	7-9	4-5	2-2	1	2	3	20	2	2	0	1	22				
25	CAMPBELL, ZION	0-1	0-0	0-0	0	1	1	0	0	0	0	0	4				
Team					1			1									
Totals		40-64	12-18	9-11	7	33	40	16	101	28	13	6	3	201			

1st - FG %:	11-15	73.3%	2nd:	12-17	70.6%	3rd:	8-18	44.4%	4th:	9-14	64.3%	Game:	40-64	62.5%	Deadball
3FG %:	2-3	66.7%		2-3	66.7%		4-8	50.0%		4-4	100.0%		12-18	66.7%	Rebounds
FT %:	4-5	80.0%		0-0	0.0%		5-6	83.3%		0-0	0.0%		9-11	81.8%	2

Officials: BEVERLY ROBERTS, DENISE BROOKS, MARK ZENTZ
 Technical fouls: AR-None. MS-None.
 Attendance: 5771

Score by periods	1st	2nd	3rd	4th	Total
AR	14	20	20	16	70
Mississippi State	28	26	25	22	101

Points	In	Off	2nd	Fast	Bench
AR	26	14	4	2	17
MS	50	23	12	4	24

Last FG - AR 4th-01:30, MS 4th-00:40.
 Largest lead - AR by 4 1st-06:27, MS by 31 4th-00:40.
 AR led for 03:26. MS led for 37:35. Game was tied for 01:17.

Score tied - 2 times.
 Lead changed - 3 times.



Official Basketball Box Score -- Game Totals -- Final Statistics
HOUSTON vs AR
 03/21/19 7 p.m. at Fayetteville, Ark. (Bud Walton Arena)



HOUSTON 80 • 15-16

##	Player	Total			3-Ptr			Rebounds			PF	TP	A	T	Blk	Stl	Min
		FG	F	A	FG	F	A	Off	Def	Tot							
02	BARNES, Octavia	8-18	3-8	0-0	3	4	7	3	19	4	4	0	43				
03	BRANCH, Dorian	4-11	0-5	2-4	1	4	5	4	10	2	2	0	25				
12	OKONE, Alyssa	0-3	0-0	0-0	0	2	2	3	0	0	1	1	15				
00	HARRIS, Angela	6-17	4-14	0-0	0	7	7	4	16	2	4	0	32				
23	HAWKINS, Serithia	4-11	0-2	2-2	4	4	8	4	10	1	2	0	39				
05	GLADNEY, Dymond	0-4	0-2	0-0	0	0	0	3	0	2	2	0	12				
30	HILL, Tatyana	5-6	0-0	2-2	1	6	7	3	10	0	2	1	15				
33	BLACKSHELL-FAIR, Jul	4-6	0-0	7-7	2	3	5	4	15	2	1	1	26				
Team					2			3									
Totals		31-76	7-31	11-15	13	31	44	28	80	13	19	3	9	225			

1st - FG %:	8-20	40.0%	2nd:	7-16	43.8%	3rd:	8-18	44.4%	4th:	7-15	46.7%	Game:	31-76	40.8%	Deadball
3FG %:	2-6	33.3%		2-7	28.6%		2-8	25.0%		0-5	0.0%		7-31	22.6%	Rebounds
FT %:	1-1	100.0%		1-2	50.0%		2-2	100.0%		3-6	50.0%		11-15	73.3%	3

AR 88 • 21-14

##	Player	Total			3-Ptr			Rebounds			PF	TP	A	T	Blk	Stl	Min
		FG	F	A	FG	F	A	Off	Def	Tot							
10	WILLIAMS, Kiara	7-7	0-0	1-3	3	5	8	3	15	1	3	5	26				
02	TOLEFREE, Alexis	1-7	0-5	6-7	0	1	1	2	8	1	1	0	25				
03	MONK, Malica	4-13	2-5	3-3	1	3	4	4	13	2	2	0	39				
14	MASON, Jailyyn	4-9	0-3	0-0	1	5	6	0	8	1	2	0	40				
33	DUNGEE, Chelsea	10-19	2-3	15-17	0	5	5	4	37	1	3	0	44				
00	GAULDEN, A'Tyanna	0-0	0-0	0-0	0	0	0	1	0	1	5	0	6				
01	NORTHCROSS-BAKER,	1-6	0-4	0-0	0	1	1	1	2	1	2	0	23				
22	ZIMMERMAN, Bailey	0-0	0-0	0-0	0	2	2	0	0	1	0	0	13				
24	THOMAS, Taylah	1-2	0-0	3-4	2	3	5	2	5	0	1	0	9				
Team					1			6									
Totals		28-63	4-20	28-34	8	31	39	17	88	9	18	6	11	225			

1st - FG %:	8-16	50.0%	2nd:	3-11	27.3%	3rd:	9-16	56.3%	4th:	4-12	33.3%	Game:	28-63	44.4%	Deadball
3FG %:	3-7	42.9%		0-6	0.0%		0-1	0.0%		1-4	25.0%		4-20	20.0%	Rebounds
FT %:	2-4	50.0%		9-10	90.0%		4-6	66.7%		6-6	100.0%		28-34	82.4%	2,2

Officials: Eric Baker, Randy Robertson, Blanca Burns
 Technical fouls: HOUSTON-None. AR-None.
 Attendance: 3689
 WNIT First Round
 Tickets Scanned: 3,021

Score by periods	1st	2nd	3rd	4th	OT	Total
HOUSTON	19	17	20	17	7	80
AR	21	15	22	15	15	88

Points	In	Off	2nd	Fast	Bench
HOU	42	17	20	6	25
AR	40	15	6	18	7

Last FG - HOU OT-00:25, AR OT-00:33.
 Largest lead - HOU by 3 1st-09:13, AR by 9 OT-00:33.
 HOU led for 06:16. AR led for 31:33. Game was tied for 07:11.

Score tied - 13 times.
 Lead changed - 9 times.



Official Basketball Box Score -- Game Totals -- Final Statistics
UAB vs AR
 03/24/19 2 p.m. at Fayetteville, Ark. (Bud Walton Arena)



UAB 52 • 26-7

##	Player	Total			3-Ptr			Rebounds			PF	TP	A	T	Blk	Stl	Min
		FG	F	A	FG	F	A	Off	Def	Tot							
13	THOMAS, Katelynn	9-13	0-0	2-4	0	4	4	4	20	0	0	0	18				
32	CHILDRESS, Rachael	1-4	0-3	0-0	0	2	2	0	2	0	2	0	14				
00	BARNES, Miyah	1-9	0-3	0-0	0	4	4	3	2	1	1	0	28				
03	VENDRELL, Angela	3-10	0-2	0-0	1	2	3	1	6	4	1	1	27				
20	KUZMANIC, Deanna	2-8	0-3	3-4	0	5	5	1	7	5	1	0	36				
01	WHITLEY, Margaret	0-2	0-2	1-2	0	2	2	0	1	1	1	0	10				
04	ROLDAN, Talia	0-0	0-0	0-0	0	1	1	1	0	1	0	0	4				
05	FRASCO, Emily	0-2	0-2	0-0	0	0	0	0	0	0	0	0	4				
10	ROSENFELDT, Sara	0-2	0-0	1-2	0	0	0	4	1	0	0	0	9				
22	GARLAND, Maya	2-6	2-5	0-0	1	3	4	0	6	0	1	0	13				
23	KERSTEIN, Lea	1-4	1-4	0-0	1	1	2	0	3	0	0	0	20				
34	JOHNSON, Imani	1-7	0-0	2-4	3	2	5	4	4	1	2	0	17				
Team					2			3									
Totals		20-67	3-24	9-16	8	29	37	18	52	13	9	1	4	200			

1st - FG %:	5-15	33.3%	2nd:	4-18	22.2%	3rd:	4-16	25.0%	4th:	7-18	38.9%	Game:	20-67	29.9%	Deadball
3															