



CRIMSON TIDE

BASKETBALL

20 NCAA Appearances » 13 Combined SEC Titles » 2nd in SEC History in Total League Wins » 2nd in SEC History in Winning Percentage

A

GAME 31



ALABAMA VS ARKANSAS

MARCH 8, 2019 / 5 P.M. CT / FAYETTEVILLE, ARK.

BUD WALTON ARENA (19,200)

TV: SEC NETWORK

(Play-By-Play: Richard Cross, Analyst: Barry Booker)

RADIO: CTSN | SIRIUS/XM

(Play-By-Play: Chris Stewart, Analyst: Bryan Passink) | Sirius/XM Channel 78/388

CRIMSON TIDE

2018-19 Record	17-13
2018-19 SEC Record	8-9
NET Ranking/SOS	55/21
Leading Scorer	Kira Lewis Jr. (14.0)
Leading Rebounder	Donta Hall (8.6)
Leader in Assists	Kira Lewis Jr. (2.9)
Head Coach	Avery Johnson
Record at Alabama (Years)	74-59 (4th)
Career Record (Years)	328-245 (11th)

RAZORBACKS

2018-19 Record	16-14
2018-19 SEC Record	7-10
NET Ranking/SOS	65/44
Leading Scorer	Daniel Gafford (16.6)
Leading Rebounder	Daniel Gafford (8.5)
Leader in Assists	Jalen Harris (5.6)
Head Coach	Mike Anderson
Record at Arkansas (Years)	167-100 (8th)
Career Record (Years)	367-198 (17th)

NUGGETS YOU NEED TO KNOW

- Alabama will close out the regular season slate when it travels to Fayetteville, Ark., to take on the Arkansas Razorbacks on Saturday night. The contest, which will mark the first meeting between the teams this season, is set to tip off at 5 p.m. CT on SEC Network.
- Saturday's game between Alabama and Arkansas will be the 62nd meeting between the two teams, with the Razorbacks owning a slim 33-28 edge in the all-time series. Arkansas has held the edge as of late, winning four straight contests over the Tide and five of the last six games in the series.
- Alabama is 9-11 against Quadrant 1 (3-8) and Quadrant 2 (6-3) opponents this year (as of 3/8). The nine wins against Q1 and Q2 teams ranks sixth-best in the SEC. The Crimson Tide trails only LSU (16-5), Kentucky (14-5), Tennessee (14-3), Auburn (13-9) and Mississippi State (12-9). Furthermore, Alabama's season finale at Arkansas is a Quadrant 1 opponent.
- Senior Donta Hall is 16 points shy of becoming just the fifth player in program history with at least 1,000 points, 800 rebounds and 200 blocks. Entering Saturday's regular season finale, Hall has compiled 984 points, 809 career rebounds and 225 career blocks in his career. Should he reach the mark, the Luverne, Ala., native will join Leon Douglas (1,909 points, 1,279 rebounds and 235 blocks), Robert Horry (1,591 points, 929 rebounds and 286 blocks), Jermareo Davidson (1,268 points, 918 rebounds and 221 blocks) and JaMychal Green (1,656 points, 912 rebounds and 212 blocks) as the only players in program history to achieve the feat.
- Tonight's match-up features two of the most exciting big men in the SEC in Hall and Daniel Gafford. Both rank among the league's top dunkers (Gafford has 78 this season and 153 in his career, while Hall has 59 on the year and 186 in his career), while the duo also ranks among the league leaders in rebounding and blocked shots.
- Alabama will next begin postseason play when it travels to Nashville, Tenn., for the 2019 SEC Tournament which will be played in Bridgestone Arena. It has been determined that the Crimson Tide will play on Thursday, however, the team's seed and opponent will be decided following Saturday's contest.

2018-19 SCHEDULE

Opponent TV Time (CT)/Result

OCTOBER

30 MONTEVALLO (EXH.) SEC Network+ W, 82-40

NOVEMBER

6	SOUTHERN	SEC Network+	W, 82-62
11	APPALACHIAN STATE ¹	SEC Network	W, 81-73
15	vs. Northeastern ²	ESPNU	L, 52-68
16	vs. Ball State ²	ESPNU	W, 79-61
18	vs. Wichita State ²	ESPNU	W, 90-86
26	MURRAY STATE	SEC Network+	W, 78-72
29	at UCF	ESPNU	L, 64-70

DECEMBER

4	GEORGIA STATE	SEC Network+	L, 80-83
9	ARIZONA	ESPN	W, 76-73
18	vs. Liberty ³	SEC Network+	W, 84-75
21	PENN STATE	SEC Network	W, 73-64
30	at Stephen F. Austin	ESPNU	W, 79-69

JANUARY

5	^{13/14} KENTUCKY*	ESPN	W, 77-75
8	at LSU*	SEC Network	L, 79-88
12	TEXAS A&M*	SEC Network	L, 80-81
16	at Missouri*	SEC Network	W, 70-60
19	at ^{3/3} Tennessee*	ESPN2	L, 68-71
22	^{20/20} OLE MISS*	ESPNU	W, 74-53
26	at Baylor ⁴	ESPNU	L, 68-73
29	^{22/21} MISSISSIPPI STATE*	SEC Network	W, 83-79

FEBRUARY

2	at Auburn*	ESPN2	L, 63-84
6	GEORGIA*	SEC Network	W, 89-74
9	at Vanderbilt*	SEC Network	W, 77-67
12	at Mississippi State*	SEC Network	L, 62-81
16	FLORIDA*	ESPNU	L, 53-71
19	at Texas A&M*	SEC Network	L, 56-65
23	VANDERBILT*	ESPN2	W, 68-61
26	at South Carolina*	ESPN2	W, 68-62

MARCH

2	^{13/14} LSU*	ESPN	L, 69-74
5	AUBURN*	ESPNU	L, 60-66
9	at Arkansas*	SEC Network	5 p.m.
14	at SEC Tournament ⁵	TBA	TBA

1 Charleston Classic (Tuscaloosa, Ala.)

2 Charleston Classic (Charleston, S.C.)

3 Rocket City Classic (Huntsville, Ala.)

4 SEC/Big12 Challenge




5 SEC Tournament (Nashville, Tenn.)

* Southeastern Conference game

BOLD indicates home game

Rankings listed are AP/Coaches

2018-19 OVERALL • 17-13 / SEC • 8-9 / HOME • 10-5 / AWAY • 4-7 / NEUTRAL • 3-1
PREVIOUS GAME STARTERS HIGHLIGHTED IN SHADED BOX

0		DONTA HALL F • 6-9 • 230 • Sr. • Luverne, Ala. PPG RPG APG SPG BPG MPG 10.9 8.6 0.6 0.5 1.8 26.6	LAST GAME: 4 pts, 8 rebs, 1 blk vs. Auburn NOTES: Leads SEC in double-doubles (13) and is the league-leader in SEC games only at 8.9 rpg ... tops UA in rebounds, blocks & double-figure scoring gms (21), 2nd in scoring ... ranks 2nd in SEC in rpg & 9th in bpg ... scored career-high 21 pts & had 4 blks vs. Liberty ... 20 pts in season opener vs. Southern ... SEC All-Defensive team as a junior.	SEASON HIGHS Pts: 21 vs. Liberty (12/18/18) Rebs: 16 vs. Texas A&M (1/12/19) Asts: 2 3x, last at Miss. State (2/13/19) Blks: 4 3x, last vs. Texas A&M (1/12/19)
1		RILEY NORRIS G/F • 6-7 • 212 • Gr. • Albertville, Ala. PPG RPG APG SPG BPG MPG 7.0 3.4 0.5 0.4 0.2 20.0	LAST GAME: 7 pts, 2 rebs vs. Auburn NOTES: Leads team with 132 career gms played; needs 4 more gms to be the program's all-time leader in the category ... 2nd on team in 3-pt FG% (.373) ... season-high 16 pts at Baylor, hitting all 4 of his 3-pointers ... had 15 pts & 12 rebs at Vandy for 1st double-double this year ... scored 14 pts at SFA ... medical redshirt with hip injury last year.	SEASON HIGHS Pts: 16 at Baylor (1/26/19) Rebs: 12 at Vanderbilt (2/9/19) Asts: 2, 3x, last at Auburn (2/2/19) Stls: 2, 2x, vs. Vanderbilt (2/23/19)
2		KIRA LEWIS JR. G • 6-3 • 167 • Fr. • Meridianville, Ala. PPG RPG APG SPG BPG MPG 14.0 2.5 2.9 0.8 0.3 31.8	LAST GAME: 13 pts, 4 rebs, 3 asts vs. Auburn NOTES: SEC Freshman of the Week (Dec. 10) ... leads team & ranks 15th in SEC in ppg ... also tops UA in assists and FT% ... has team-high 5 20-pt scoring games ... career high 24 pts vs. Wichita State ... matched that with 24 pts and added 7 asts vs. Georgia ... 21 pts vs. App State ... 17 pts and career-high 8 asts at SFA ... second-youngest player in the country.	SEASON HIGHS Pts: 24 2x, last vs. Georgia (2/6/19) Rebs: 5, 2x last at Miss. State (2/13/19) Asts: 8 at SFA (12/30/18) Stls: 3 vs. Ball State (11/16/18)
3		ALEX REESE F • 6-9 • 238 • So. • Pelham, Ala. PPG RPG APG SPG BPG MPG 5.5 2.2 0.5 0.4 0.5 12.6	LAST GAME: DNP vs. Auburn NOTES: Scored a career high 19 pts vs. Wichita State ... had 15 pts and season highs of 8 rebs & 3 asts vs. Arizona ... added 14 pts off the bench vs. UCF ... had 12 pts at LSU ... 2nd on team in FT% (.791) & 5th in 3s made (17) and 4th in 3s attempted (53) ... named SEC First Year Academic Honor Roll in 2017-18.	SEASON HIGHS Pts: 19 vs. Wichita State (11/18/18) Rebs: 8 vs. Arizona (12/9/18) Asts: 3 vs. Arizona (12/9/18) Stls: 2 4x, last vs. Ole Miss (1/23/19)
4		DANIEL GIDDENS F/C • 6-11 • 247 • Jr. • Mableton, Ga. PPG RPG APG SPG BPG MPG 1.9 1.9 0.4 0.0 0.5 8.2	LAST GAME: 2 rebs, 1 ast, 1 blk vs. Auburn NOTE: Averaged 7.0 mpg & played in just 6 of first 21 gms but over last 9 gms has played in 8 contests & is averaging 9.1 mpg ... finished with season highs of 6 points at LSU ... had 4 pts & a block in 11 mins vs. Georgia ... collected season-high 6 rebs in season-opener vs. Southern (11/6) ... added 4 pts and 5 rebs vs. App State (11/11).	SEASON HIGHS Pts: 6 at LSU (1/8/19) Rebs: 6 vs. Southern (11/6/18) Asts: 1 5x, last vs. Auburn (3/5/19) Blks: 3 at Vandy (2/9/19)
5		AVERY JOHNSON JR. G • 5-11 • 187 • Gr. • Houston, Texas PPG RPG APG SPG BPG MPG 1.7 0.9 0.7 0.2 0.0 9.8	LAST GAME: 2 pts, 1 reb vs. Auburn NOTE: Has seen action in 28 gms this season ... had his 95 consecutive game streak snapped when he did not play due to coach's decision vs. Vanderbilt ... had season high 14 points in 18 mins of action at Missouri ... scored a total of 16 pts in previous 10 gms prior ... named to SEC Academic Honor Roll a year ago.	SEASON HIGHS Pts: 14 at Missouri (1/16/19) Rebs: 5 vs. Southern (11/6/18) Asts: 3 vs. Southern (11/6/18) Stls: 1 4x, last vs. Arizona (12/9/18)
10		HERBERT JONES G • 6-7 • 206 • So. • Greensboro, Ala. PPG RPG APG SPG BPG MPG 6.3 3.6 2.1 1.0 0.6 21.5	LAST GAME: 11 pts, 3 rebs, 3 asts, 3 stls vs. Auburn NOTE: Has taken a team-high 17 charges after setting school record in the category a year ago (23) ... leads team in steals, second in blocks & third in assists ... season-high 13 pts vs. Ball State & Wichita State ... 10 pts & 4 stls vs. App State ... named Academic All-District, becoming the fourth player in program history to achieve that feat.	SEASON HIGHS Pts: 13 2x, last vs. Wichita State (11/18/18) Rebs: 9 vs. Southern (11/6/18) Asts: 6 vs. Kentucky (1/5/19) Stls: 4 vs. App State (11/11/18)
12		DAZON INGRAM G • 6-5 • 210 • Jr. • Theodore, Ala. PPG RPG APG SPG BPG MPG 7.2 3.8 2.5 0.6 0.1 22.6	LAST GAME: 5 pts, 1 reb vs. Auburn NOTE: Played in 105 career games with 93 starts to lead UA ... 2nd on team in assists, 3rd in rebounding and steals, 5th in scoring ... season highs of 17 pts & 8 rebs vs. Georgia State ... 12 pts & 4 rebs at Vandy ... had 11 pts & 5 asts vs. Ball State ... first start of season came in win over Kentucky & had 11 pts, 4 rebs & 4 asts.	SEASON HIGHS Pts: 17 vs. Georgia State (12/4/18) Rebs: 10 vs. Vanderbilt (2/3/19) Asts: 6 vs. Vanderbilt (2/23/19) Stls: 3 at UCF (11/29/18)
13		JAVIAN DAVIS-FLEMING F • 6-9 • 268 • Fr. • Canton, Miss. PPG RPG APG SPG BPG MPG 0.0 0.0 0.0 0.0 0.0 0.0	LAST GAME: DNP vs. Auburn NOTE: Has not seen any action this season ... listed as a four-star by ESPN and a three-star by 247Sports.com ... ranked as the No. 2 player in his state and No. 17 center in the nation (ESPN) ... first team all-state by USA Today in 2018 after he averaged 17 points, 12 rebounds and two blocks per game.	SEASON HIGHS Pts: Rebs: Asts: Stls:
23		JOHN PETTY JR. G • 6-5 • 197 • So. • Huntsville, Ala. PPG RPG APG SPG BPG MPG 10.7 4.4 1.8 0.5 0.5 29.6	LAST GAME: 8 pts, 9 rebs, 2 stls vs. Auburn NOTE: Second on team in rebounding & minutes, third in scoring, three-point shooting & double-figure scoring games (14) ... tied career high with 30 pts at Tennessee ... had 22 pts & 6 treys vs. Texas A&M ... 17 pts vs. Southern & Northeastern ... had 16 pts & 7 rebs vs. Murray State ... last season, his 90 made 3s on 242 attempts set a UA freshman record.	SEASON HIGHS Pts: 30 at Tennessee (1/19/19) Rebs: 10 at South Carolina (2/27/19) Asts: 7 vs. Ball State (11/16/18) Stls: 2 at Vanderbilt (2/9/19)
24		LAWSON SCHAFER G • 5-11 • 168 • Sr. • Cullman, Ala. PPG RPG APG SPG BPG MPG 0.0 0.1 0.0 0.0 0.0 2.0	LAST GAME: DNP vs. Auburn NOTE: Has seen action in 5 contests on the season and 52 games throughout his career ... recorded one rebound vs. Georgia ... played in 9 gms as a junior ... recorded a career-high 14 minutes off the bench collecting three assists and a steal vs. Florida (2/27/18) ... tied career high with five points in 11 minutes off the bench against Memphis (11/10/17).	SEASON HIGHS Pts: NA Rebs: 1 vs. Georgia (2/7/19) Asts: NA Blks: NA
30		GALIN SMITH F • 6-9 • 245 • So. • Clinton, Miss. PPG RPG APG SPG BPG MPG 3.5 2.2 0.1 0.1 0.4 11.3	LAST GAME: 3 mins vs. Auburn NOTE: Has played in 25 games and made seven starts on the year ... missed Vandy game under concussion protocol ... season-high 10 pts in season opener vs. Southern ... had 10 pts in win over Ole Miss ... added 8 pts & 3 rebs in 17 mins off the bench vs. Arizona ... 8 pts & 5 rebs vs. Ball State ... played in 33 games as a true freshman.	SEASON HIGHS Pts: 10 2x, last vs. Ole Miss (1/23/19) Rebs: 5 2x, last at Tennessee (1/19/19) Asts: 1 2x, last vs. Arizona (12/9/18) Blks: 2 vs. Georgia State (12/4/18)
34		TEVIN MACK F • 6-6 • 225 • Jr. • Columbia, S.C. PPG RPG APG SPG BPG MPG 8.9 3.5 0.9 0.3 0.5 20.5	LAST GAME: 10 pts, 2 reb, 2 blks vs. Auburn NOTE: Fourth on team in scoring and third in total threes made (40) and attempted (128) ... season-high 25 pts vs. Georgia ... had 22 pts and season-best 6 threes in win over Kentucky ... had 20 pts vs. Ball State ... finished with 15 pts at Baylor ... 10 pts & 6 rebs vs. Southern in UA debut ... 12 double-digit scoring gms ranks 4th on team.	SEASON HIGHS Pts: 25 vs. Georgia (2/6/19) Rebs: 9 vs. Texas A&M (1/12/19) Asts: 2 7x, last vs. Vanderbilt (2/23/19) Stls: 2 at Texas A&M (2/19/19)

ALABAMA	VS.	ARKANSAS
2018-19	Season	2018-19
17-13	Overall	16-14
8-9	Conference	7-10
72.7	PPG	76.1
71.4	OPP PPG	72.9
+1.3	Margin	+3.2
.447	FG%	.449
.438	FG% DEF	.426
.337	3PT%	.341
.326	3PT% DEF	.338
.674	FT%	.659
37.4	RPG	33.7
34.3	OPP RPG	38.3
+3.1	Margin	-4.6
12.4	APG	16.2
13.6	TOs PG	13.5
4.8	BPG	4.9
4.5	SPG	8.2

SERIES HISTORY

Overall Series Record.....	Arkansas leads, 33-28
Last Five Contests.....	Arkansas leads, 4-1
Last 10 Contests.....	Series tied, 5-5
At Arkansas.....	Arkansas leads, 18-6 (Alabama streak: lost 3)
At Alabama.....	Alabama leads, 20-7 (Alabama streak: lost 2)
At Coleman Coliseum.....	19-7
Neutral Site.....	Arkansas leads, 8-2
Series Streak.....	Arkansas won 4
Last Meeting.....	Feb, 24, 2018 in Tuscaloosa, Ala. (Arkansas 76, Alabama 73)

ABOUT ARKANSAS

• Arkansas is coming off an impressive 84-48 victory over Vanderbilt last Wednesday night in Nashville, which marked the second consecutive win for the Razorbacks after dropping the previous six contests. With the victory, Arkansas improved to 16-14 on the year and 7-10 in SEC play.

• Three Arkansas players enter the final game of the regular season averaging in double figure scoring, led by sophomore Daniel Gafford's 16.6 points per contest. Gafford also tops the team in rebounds (8.5 rpg), blocks (2.1 bpg), field goal percentage (.661) and field goals made (197). Sophomore Mason Jones and freshman Isaiah Jones both average 14.0 ppg. Jones ranks among the team leaders in nearly every offensive category, while Jones leads the SEC in three-point shooting (104-of-242, .430). Meanwhile, sophomore Jalen Harris leads Arkansas in minutes per game (30.6), while his 5.6 assists a game leads the team and ranks fourth in the SEC.

• As a team, Arkansas owns a +3.2 scoring margin, outscoring opponents 76.1-72.9 on the year. The Razorbacks are shooting 44.9 percent from the floor and 34.1 percent from beyond the arc. Arkansas ranks second in the SEC in assists (16.2 apg), assist/turnover ratio (1.2) and is fourth in steals (8.2 spg).

• Head coach Mike Anderson, who was Arkansas' 12th head men's basketball coach in program history on March 23, 2011, is one of just four current Division I coaches with 15-plus years of head coaching experience and no losing seasons. Now in his eighth season with the Razorbacks, Anderson owns a record of 167-100 (.625) and a 366-198 (.649) in 16 seasons as a head coach.

SOCIAL MEDIA:



Follow us on Twitter and Instagram @AlabamaMBB



Like us on Facebook at AlabamaMBB

Follow **ALABAMA MEN'S BASKETBALL** on the social media sites listed for up-to-date news, exclusive content and more.

ASSOCIATED PRESS POLL

WEEK 18 (MARCH 4)

Rank	Team (FPV)	2018-19 Record	Points	Prev. Rank
1	Gonzaga	29-2	1,578(42)	1
2	Virginia	26-2	1,553(21)	2
3	North Carolina	24-5	1,428	5
4	Duke	25-4	1,399(1)	3
5	Tennessee	26-3	1,366	7
6	Kentucky	24-5	1,274	4
7	Michigan	26-4	1,216	9
8	Texas Tech	24-5	1,100	11
9	Michigan State	23-6	1,039	6
10	LSU	24-5	1,005	13
11	Purdue	22-7	999	14
12	Houston	27-2	895	8
13	Kansas	22-7	798	15
14	Florida State	23-6	702	18
15	Virginia Tech	22-6	668	20
16	Marquette	23-6	626	10
17	Nevada	26-3	579	12
18	Kansas State	22-7	499	16
19	Buffalo	26-3	437	21
20	Cincinnati	25-4	408	23
21	Wisconsin	20-9	322	19
22	Wofford	26-4	269	24
23	Villanova	22-8	214	NR
24	Maryland	21-9	207	17
25	UCF	22-6	48	NR

Others receiving votes: **Auburn 43**, **Mississippi St. 25**, Iowa St. 21, Utah St. 17, Washington 14, VCU 14, Louisville 12, New Mexico St. 8, **Baylor 7**, Belmont 7, Old Dominion 3..

USA TODAY/COACHES POLL

WEEK 18 (MARCH 4)

Rank	Team (FPV)	2018-19 Record	Points	Prev. Rank
1	Gonzaga (27)	29-2	795	1
2	Virginia (5)	26-2	772	2
3	North Carolina	24-5	720	5
4	Duke	25-4	682	2
4	Tennessee	26-3	682	7
6	Kentucky	24-5	633	4
7	Michigan	26-4	576	10
8	Texas Tech	24-5	561	11
9	Purdue	22-7	533	12
10	LSU	24-5	486	14
11	Michigan State	23-6	475	8
12	Houston	27-2	444	6
13	Florida State	23-6	369	17
14	Kansas	22-7	350	16
15	Marquette	23-6	344	9
16	Virginia Tech	22-6	332	19
17	Kansas State	22-7	323	15
18	Nevada	26-3	279	13
19	Cincinnati	25-4	246	22
20	Buffalo	26-3	217	23
21	Wisconsin	20-9	142	18
22	Wofford	26-4	113	25
23	Villanova	22-8	88	NR
24	Maryland	21-9	82	20
25	Iowa State	20-9	24	NR

Others receiving votes: Washington 22; **UCF 22**; Louisville 20; **Mississippi State 14**; **Auburn 12**; **Baylor 11**; Utah State 9; Arizona State 5; Hofstra 5; **Florida 5**; VCU 3; Iowa 2; Texas 1; Belmont 1.

2018-19 Opponents in BOLD

LAST TIME OUT: AUBURN 66, ALABAMA 60 TUSCALOOSA, ALA.]

Official Basketball Box Score -- Game Totals -- Final Statistics

Auburn vs Alabama

3/5/19 8 p.m. CT at Tuscaloosa, Ala. (Coleman Coliseum)

Auburn 66 • 21-9, 10-7

		Total		3-Ptr		Rebounds									
#	Player		FG-FGA	FG-FGA	FT-FTA	Off	Def	Tot	PF	TP	A	TO	Blk	Stl	Min
05	OKEKE, Chuma	f	6-11	1-1	4-4	7	7	14	1	17	3	2	1	1	32
24	MCLEMORE, Anfernee	f	2-7	1-4	0-0	0	2	2	2	5	1	2	2	1	24
01	HARPER, Jared	g	6-13	1-4	3-5	0	2	2	3	16	1	2	0	3	36
02	BROWN, Bryce	g	2-10	2-10	1-2	0	1	1	2	7	1	2	0	1	30
10	DOUGHTY, Samir	g	2-5	1-2	2-2	2	3	5	3	7	1	3	0	3	22
00	SPENCER, Horace		1-4	0-0	0-0	1	0	1	0	2	0	0	0	0	16
03	PURIFOY, Danjel		0-0	0-0	0-0	0	2	2	0	0	0	0	0	0	8
04	DUNBAR, Malik		3-7	1-4	1-1	1	3	4	1	8	1	1	0	2	18
12	MCCORMICK, J'Von		2-3	0-0	0-0	0	0	0	1	4	0	0	0	0	14
Team						1	3	4							
Totals			24-60	7-25	11-14	12	23	35	13	66	8	12	3	11	200
FG % 1st Half: 10-31 32.3% 2nd half: 14-29 48.3% Game: 24-60 40.0% Deadball															
3FG % 1st Half: 3-13 23.1% 2nd half: 4-12 33.3% Game: 7-25 28.0% Rebounds															
FT % 1st Half: 0-0 0.0% 2nd half: 11-14 78.6% Game: 11-14 78.6% 1															

FG % 1st Half: 10-31 32.3% 2nd half: 14-29 48.3% Game: 24-60 40.0%
 3FG % 1st Half: 3-13 23.1% 2nd half: 4-12 33.3% Game: 7-25 28.0%
 FT % 1st Half: 0-0 0.0% 2nd half: 11-14 78.6% Game: 11-14 78.6%

Deadball
Rebounds
1

Alabama 60 • 17-13, 8-9

		Total		3-Ptr		Rebounds									
#	Player	FG	FGA	FT	FTA	Off	Def	Tot	PF	TP	A	TO	Blk	Stl	Min
00	Hall, Donta	f	2-3	0-0	0-0	0	8	8	2	4	0	1	1	0	34
34	Mack, Tevin	f	4-10	2-7	0-0	0	2	2	2	10	1	2	2	1	27
02	Lewis Jr., Kira	g	4-9	1-3	4-5	1	3	4	0	13	3	2	0	1	34
12	Ingram, Dazon	g	2-3	0-0	1-2	0	1	1	1	5	1	1	0	0	11
23	Petty Jr., John	g	2-7	1-4	3-5	3	6	9	3	8	1	6	1	2	37
01	Norris, Riley		3-7	1-4	0-0	2	0	2	3	7	0	1	0	0	16
04	Giddens, Daniel		0-1	0-0	0-0	1	1	2	1	0	1	1	1	0	7
05	Johnson Jr., Avery		0-1	0-1	2-2	0	1	1	0	2	0	0	0	0	6
10	Jones, Herbert		5-8	0-0	1-2	0	3	3	4	11	3	4	0	3	25
30	Smith, Galin		0-0	0-0	0-0	0	0	0	0	0	0	1	0	0	3
Team						1	1	2							
Totals			22-49	5-19	11-16	8	26	34	16	60	10	19	5	7	200
FG % 1st Half: 14-26 53.8% 2nd half: 8-23 34.8% Game: 22-49 44.9% Deadball															
3FG % 1st Half: 4-11 36.4% 2nd half: 1-8 12.5% Game: 5-19 26.3% Rebounds															
FT % 1st Half: 2-4 50.0% 2nd half: 9-12 75.0% Game: 11-16 68.8% 1															

FG % 1st Half: 14-26 53.8% 2nd half: 8-23 34.8% Game: 22-49 44.9%
 3FG % 1st Half: 4-11 36.4% 2nd half: 1-8 12.5% Game: 5-19 26.3%
 FT % 1st Half: 2-4 50.0% 2nd half: 9-12 75.0% Game: 11-16 68.8%

Deadball
Rebounds
1

Officials: Terry Oglesby, Don Daily, Vladimir Voyard-Tadal
 Technical fouls: Auburn-DOUGHTY, Samir; TEAM: Alabama-Hall, Donta.
 Attendance: 11865

Score by periods	1st	2nd	Total
Auburn	23	43	66
Alabama	34	26	60

	In	Off	2nd	Fast	Bench
Points	Paint	T/O	Chance	Break	
AU	34	28	8	6	14
UA	32	8	9	8	20

Last FG - AU 2nd-00:19, UA 2nd-01:40.
 Largest lead - AU by 6 2nd-00:13, UA by 13 1st-05:23.
 AU led for 09:00, UA led for 27:16. Game was tied for 03:44.

Score tied - 4 times.
 Lead changed - 2 times.

TUSCALOOSA, Ala. — The Alabama men's basketball team fell to Auburn, 66-60, Tuesday night in its final home game of the regular season inside Coleman Coliseum. Despite the Crimson Tide dominating the first half, the Tigers owned a 43-26 advantage in the second half to pull out the victory.

"It wasn't our best second half," Alabama head coach Avery Johnson said. "I thought in the first half we did everything pretty much to a tee defensively. We limited them from getting to the free throw line. We did a terrific job defending the three-point line. I think that was all because offensively, we had a pretty decent flow on offense, but they did score eight of our turnovers they converted into 11 points. In the second half, we turned it over too much. They converted our 11 turnovers to 17 points. It's hard for us to get our defense set when we turn the ball over like that. They didn't shoot a free throw in the first half and had 14 attempts in the second half. Give them credit, they did a nice job coming on the road and getting a win. We just didn't have a great second half and we have been that way a lot this season. We are still trying to put our finger on why we just don't have the effort and energy in the second half that we need and why we don't make great decisions with the basketball. We got to get back to work on Thursday and see if we can finish the SEC play on a high note at Arkansas."

Freshman Kira Lewis Jr. led Alabama (17-13, 8-9 SEC) with 13 points and three assists. Sophomore Herbert Jones had 11 points, three rebounds, three assists and three steals off the bench. Sophomore John Petty Jr. had eight points and a team-high nine rebounds, while junior Tevin Mack added 10 points go along with a pair of steals and blocks.

Alabama came storming out of the gate with a 12-2 run over the first three minutes of the game. The Tide held its largest lead of the contest at 29-16 after a Mack jumper with just over five minutes left to play in the first half. At the break Alabama led by 11, 34-23.

The second half began as a back-and-forth affair with Alabama maintaining its lead within the first five minutes, before Auburn (21-9, 10-7) rattled off an 18-2 run over a span of 5:37. Over that span, the Tide had six turnovers and went 1-for-6 from the field that helped turn a 43-31 UA lead into a four-point deficit, 49-45.

Over the final eight minutes, neither team was able to gain a clear advantage. Auburn would take a five-point lead after a three-pointer, 60-55, with just over two minutes in the game, however, the Tide responded by scoring five-straight points, including a three-pointer from Mack, to tie the game at 60-60 with 1:40 left to play. However, Auburn scored six-straight points including two crucial baskets from Auburn's Jared Harper in the last 70 seconds of the game to seal the win.

Chuma Okeke led the Tiger offense with a game-high 17 points and 14 rebounds, while Harper finished the night with 16 points.

2018-19 TOP PERFORMANCES

CATEGORY	ALABAMA	OPPONENTS
Points	30, John Petty Jr. at Tennessee, 1/19/19	38, Ja Morant, Murray State, 11/26/18
Field Goals Made	11, John Petty Jr. at Tennessee, 1/19/19	16, Ja Morant, Murray State, 11/26/18
Field Goal Attempts	18, 2x, last by John Petty Jr. at Tennessee, 1/19/19	29, Ja Morant, Murray State, 11/26/18
3-Pointers Made	6, 3x, last by John Petty Jr. at Tennessee, 1/19/19	5, 3x, last by Bryce Brown, Auburn, 2/2/19
3-Pointers Attempted	11, John Petty Jr. vs. Texas A&M, 1/12/19	10, 2x, last by Bryce Brown, Auburn, 3/5/19
Rebounds	16, Donta Hall vs. Texas A&M, 1/12/19	14, Chuma Okeke, Auburn, 3/5/19
Assists	8, Kira Lewis Jr. at Stephen F. Austin, 12/30/18	7, 2x, last by Jordan Bone, Tennessee, 1/19/19
Steals	4, Herbert Jones vs. Appalachian State, 11/11/18	4, 5x, last by Tremont Waters, LSU, 3/2/19
Blocks	4, 2x, last by Donta Hall vs. Texas A&M, 1/12/19	5, 2x, last by Kyle Alexander, Tennessee, 1/19/19

QUICK FACTS

UNIVERSITY

Location	Tuscaloosa, Ala.
Founded	April 12, 1831
Enrollment	38,563
Conference	Southeastern
Colors	Crimson and White
Nickname	Crimson Tide
President	Dr. Stuart Bell
Director of Athletics	Greg Byrne

FACULTY ATHLETICS

Representative Dr. James King
Sport Administrators..... Tiffini Grimes/Jeff Purinton
Arena (Capacity)..... Coleman Coliseum (15,383)

COACHING STAFF

Head Coach	Avery Johnson
Alma Mater	Southern, 1988
Record at Alabama	74-59 (Fourth Season)
NBA Coaching Record	254-186 (Seven Seasons)
Overall Career Record	328-245 (11th Season)
Associate Head Coach ...	John Pelphrey (3rd Season)
Assistant Coach	Antoine Pettway (11th Season)
Assistant Coach	Yasir Rosemond (2nd Season)
Director of Operations	Colton Houston
Director of Player Development	Blake Gray
Scouting and Recruiting Coordinator	Alex Fain
Strength and Conditioning	Lou DeNeen
Athletic Trainer	Clarke Holter

TEAM INFORMATION

2017-18 Record	20-16
2017-18 SEC Record/Finish8-10/T-9th
2017-18 H/A/N Record	12-5/2-8/6-3
Starters Returning/Lost	4/1
Letterwinners Returning/Lost	10/2
Newcomers	4*

**includes transfer who sat out last season*

PROGRAM HISTORY

All-Time Record	1,674-1,043-1 (.617)
SEC Record	791-615 (.564)
SEC Tournament Record	66-52 (.559)
SEC Championships	7
SEC Divisional Championships	3
NCAA Appearances	20
NIT Appearances	15

ATHLETICS COMMUNICATIONS

Men's Basketball Contact	Aaron Jordan
Office	205-348-6084
Cell	205-913-1979
E-mail	ajordan@ia.ua.edu
Fax	205-348-8841
Secondary Men's Basketball Contact	Haley Peterson
Website	www.RollTide.com
Mailing Address	1201 Coliseum Drive
	Room 170
	Tuscaloosa, AL 35487

ALABAMA MEN'S BASKETBALL QUICK HITS

TIDE TEAM TIDBITS ARE BELOW (INDIVIDUAL TIDBITS CAN BE FOUND ON PAGE 9)

• The Crimson Tide dropped its second consecutive home game when it fell to the Auburn Tigers, 66-60, last Tuesday night inside Coleman Coliseum. With the defeat, Alabama fell to 10-5 inside Coleman Coliseum this season, including a 5-4 mark in league play. It was the third-fewest points that the Tide has scored this season, as UA dropped to 2-10 when failing to reach the 70-point plateau in a game on the year (15-3 when scoring 70 or more).

• Coming into Saturday's season finale at Arkansas, the Tide is ranked No. 55 in the latest NCAA NET Rankings, (as of March 8) and own the No. 21 overall strength of schedule. Alabama is 9-11 against Quadrant 1 (3-8) and Quadrant 2 (6-3) opponents this year. The nine wins against Q1 and Q2 teams ranks sixth-best in the SEC. The Crimson Tide trails only LSU (16-5), Kentucky (14-5), Tennessee (14-3), Auburn (13-9) and Mississippi State (12-9) in combined Q1 and Q2 victories. Alabama ranks ahead of Florida (7-11), Ole Miss (7-11) and South Carolina (8-13) in the category. Furthermore, The Tide's six Q2 victories are tied for second-best in the SEC.

• Alabama ranks as one of the better defensive teams in SEC play. Entering Tuesday night's contest, the Crimson Tide leads the league in three-point field goal percentage defense at 31.2 percent. Additionally, Alabama is fourth in field goal percentage defense (43.4 percent) and sixth in scoring defense (71.6) against conference opponents.

• Alabama owns a 3-2 record against AP Top-25 opponents this season, with all three victories coming during the month of January. Despite the setback, the Tide ranks third in the conference with three top-25 victories this season and winning percentage vs. ranked opponents (.600). Only Kentucky (5-3, .625) and LSU (4-2, .667) rank ahead of UA in both categories. On the season, Alabama has knocked off then-No. 22/21 Mississippi State, 83-79, on Jan. 29, then-No. 13 Kentucky (77-75) on Jan. 5 and then-No. 20 Ole Miss (74-53) on Jan. 22.

• Head coach Avery Johnson boasts a record of 14-12 when playing teams ranked in the Associated Press Top-25, including a 3-2 record this season. Johnson had guided the Crimson Tide to a seven-game home winning streak over AP Top-25 competition prior to last Saturday's loss to then-No. 13 LSU. Despite the setback, the Tide has recorded nine wins in the last 14 overall games played against ranked opponents. His record is even more impressive considering the Tide had lost 21 consecutive games against ranked opponents prior to his arrival.

- The Alabama reserves have been a strength of this year's team, averaging nearly 25 points per contest (24.7) entering the contest at Arkansas. For the year, the Crimson Tide bench has been outscored just five times and is outscoring its counterparts by nearly seven points per contest (24.7-17.8). On 13 occasions, the UA reserves owned a double-digit advantage over the opposition's bench.

• The Tide is one of the top rebounding teams in the nation but has struggled as of late in the category. Through its first 18 games, Alabama outrebounded the opposition 17 times and went 12-6 over the stretch. However, UA has won the battle of the boards only twice in its last 12 games and has gone 5-7 in those contests.

• The 70-point mark seems to be a key for the Crimson Tide team this season. On the year, Alabama has a record of 15-3 when scoring 70 or more points in a game. However, the Tide is 2-10 this season when scoring less than 70 points in a contest, with both such victories coming in two of UA's last four games.

- Alabama enters its contest at Arkansas ranked 18th in the nation and sixth in the SEC in blocked shots per game at 4.8 swats per contest. Leading the way is senior Donta Hall, who is currently 67th nationally and ninth in the SEC with 1.8 blocks a game.

- Alabama was picked to finish seventh in the Southeastern Conference by a preseason vote of the league's media and head coaches.

- The Tide's non-league slate included four teams that were picked to win their conference: Stephen F. Austin (Southland), Georgia State (Sun Belt), Northeastern (Colonial Athletic Association) and UCF (American Athletic Conference). Alabama also faced off with Murray State (Nov. 26), who was picked to finish second by a narrow margin to Belmont in the Ohio Valley Conference.

2018-19 ROSTER & PRONUNCIATIONS

No.	Name	Fi-net-ick	Pos.	Ht./Wt.	Yr.	Major	Hometown
0	Donta Hall	don-TAY	F	6-9/230	Sr.	Public Health	Luverne, Ala.
1	Riley Norris		G/F	6-7/212	Gr.	Marketing ^(masters)	Albertville, Ala.
2	Kira Lewis Jr.	KIE (like PIE)-ruh	G	6-3/167	Fr.	Business	Meridianville, Ala.
3	Alex Reese		F	6-9/238	So.	Business Man.	Pelham, Ala.
4	Daniel Giddens		F/C	6-11/247	Jr.	Consumer Science	Mableton, Ga.
5	Avery Johnson Jr.		G	5-11/187	Gr.	Business Man. ^(masters)	Houston, Texas
10	Herbert Jones		G	6-7/206	So.	Business Man.	Greensboro, Ala.
12	Dazon Ingram	DAY-zon	F	6-5/210	Jr.	Consumer Science	Theodore, Ala.
13	Javian Davis-Fleming	JAY-vee-on	F	6-9/268	Fr.	Physical Ed.	Canton, Miss.
15	Tyler Barnes		F	6-8/205	So.	Aerospace Eng.	Louisville, Ky.
21	Britton Johnson		G	6-4/182	Fr.	Business Man.	Mountain Brook, Ala.
22	Diante Wood	dee-on-TAY	G	6-4/206	Fr.	Ex. Science	Anniston, Ala.
23	John Petty Jr.		G	6-5/197	So.	Communications	Huntsville, Ala.
24	Lawson Schaffer	SHAY-fer	G	5-11/168	Sr.	Communications	Cullman, Ala.
30	Galin Smith	GAY-lin	F	6-9/245	So.	Ex. Science	Clinton, Miss.
34	Tevin Mack		G/F	6-6/225	Jr.	Communications	Columbia, S.C.

2019 SIGNEES

Alabama men's basketball head coach Avery Johnson officially announced the Tide's 2019 signing class on Nov. 12, as the Crimson Tide inked three players, who are all ranked among the top prospects in the nation. The class is currently ranked No. 11 in the nation, according to ESPN.com.

Below is a look at each of the newest signees:

JUWAN GARY | F | 6-6 | 190

COLUMBIA, S.C. (WEST CHARLOTTE HS)

- BIO: Juwan Gary, is a 6-6, 190-pound forward, is a consensus four star recruit who is ranked as the No. 55 overall player in the class of 2019, the No. 10-ranked forward and the third overall player in the state of South Carolina according to ESPN.com ... after playing his previous three years at Gray Collegiate Academy in Columbia, S.C., Gary transferred to West Charlotte High School in Charlotte, N.C., where he will play his senior season ... was named the 2018 2A Player of the Year by the South Carolina Basketball Coaches Association ... played under head coach Dion Bethea at Gray Collegiate where he led the team to its first ever Class 2A state championship in 2017 ... finished his junior year averaging 20.5 points, 8.3 rebounds and 1.9 steals per game ... as a sophomore, he averaged 18.4 points, 6.5 rebounds and 1.8 assists per game ... earned Florence Player of the Year for the 2016-17 and 2017-18 seasons.

JAYLEN FORBES | GUARD | 6-4 | 180

FLORENCE, MISS. (FLORENCE HS)

- BIO: Jaylen Forbes, 6-4 shooting guard who played at Florence high school and was tabbed an All-State performer by the Clarion Ledger, is a four-star recruit who is ranked as the No. 2 player in the state and the No. 66 player in the country, according to ESPN.com... averaged 25.9 points and 5.6 rebounds as a junior... played for the MEBO team Hood in the Nike EYBL circuit Forbes averaged 19.4 points, 5.7 rebounds and 1.1 assists per game... named a breakout player by Prep Recruit... participated in the USA Men's Junior National Team minicamp in 2016 and 2017.

JADEN SHACKELFORD | GUARD | 6-3 | 185

HESPERIA, CA. (HESPERIA HS)

- BIO: Jaden Shackelford is a 6-3, 185-pound four-star prospect according to ESPN.com and the No. 14 guard and the No. 7 player in the state of California...led his squad to the final four in the Division 3A state championship averaging 25.1 points, 1.6 rebounds and 0.8 steals... made four or more 3-pointers in seven separate games on the Nike EYBL circuit and led the entire circuit with 57 3-pointers in all... awarded Best Performance of the session by the D1 circuit staff against E1T1 United where he scored 40 points hit 7 three-pointers and had 6 rebounds... signed with Alabama after receiving offers from Kansas State, Oklahoma, UCLA and Pepperdine, among others.

ALABAMA IS IN 106TH SEASON OF BASKETBALL

- Alabama is in its 106th season of basketball in 2018-19. The Tide's first season of hoops came in 1912-13. There was no season in 1943-44 due to World War II.
- The Tide holds an all-time record of 1,674-1,043-1 (.617), which includes a 791-615 (.559) record in SEC play. The program's first year of play was 1912-13.
- Alabama ranks second in the SEC in league victories and all-time winning percentage entering the 2018-19 campaign.
- UA has made 35 NCAA (20) or NIT (15) appearances and has won seven SEC regular-season titles and six SEC Tournament championships.

ABOUT ALABAMA

- Alabama dropped its second consecutive home contest when it fell to rival Auburn, 66-60, on Tuesday night inside Coleman Coliseum. The Crimson Tide led for over 27 minutes of the contest and by as many as 13 points early in the second half. However, the Tigers used a big 18-2 run that turned a six-point lead into a four-point deficit. Despite the big run, the game was tied in the final minutes but Auburn scored the game's final six points to seal the victory.
- Freshman guard Kira Lewis Jr. leads a balanced scoring attack that features eight Alabama players averaging at least 5.5 points per game. Three UA players average in double figures as Lewis' 14.0 points per game tops the Tide and ranks 15th in the SEC. Senior Donta Hall ranks second on the team at 10.9 ppg, while sophomore John Petty Jr. is collecting 10.7 points per game.
- Lewis leads UA in assists (2.9 apg), minutes (31.8) and free throw shooting (86-of-109, .789), while ranking second in steals (24) and threes made (50) and attempted (136). Meanwhile, Hall tops the team in total dunks (59), rebounds (8.6 rpg), blocks (1.8 bpg), double-figure contests (21) and double-doubles (13). He currently ranks among the league leaders in double-doubles (1st), rebounding (2nd) and blocked shots (9th). Petty leads the Tide in three-point field goals made (53) and attempted (154) and ranks second on the team in rebounding (4.4) and minutes (29.6).
- Junior Tevin Mack, who scored a season-high 25 points in the win over Georgia, is averaging 8.9 ppg, while junior Dazon Ingram (7.2 ppg), senior Riley Norris (7.0 ppg) and sophomores Herbert Jones (6.3 ppg) and Alex Reese (5.5 ppg) are all averaging at least 5.5 points per contest. Ingram tops the team in three-point shooting (15-of-37, .405), while Norris is second (28-of-75, 37.3 percent) over his 22 games played. Meanwhile Jones, who is considered one of the top defenders in the Southeastern Conference, tops UA with 17 charges taken and in total steals (29).
- As a team, Alabama enters Saturday's contest as one of the top rebounding teams in the nation. The Tide has been outrebounded in only 10 of its 30 games on the year and ranks seventh in the SEC and 85th nationally with a +3.1 advantage on the glass (37.4-34.3). UA is shooting 44.7 percent from the field and 33.7 percent from beyond the arc on the year, while outscoring the competition by 1.4 points per game (72.7-71.4). Additionally, the Tide is 18th in the nation in blocks per game (4.8).
- Heading into the final game in conference play, Lewis leads the team in scoring (13.2 ppg), assists (2.6 apg) and minutes (32.5 mpg), while Petty is averaging 11.0 ppg and has knocked down a team-leading 37.3 percent of his shots from beyond the arc (31-of-83). Meanwhile, Hall is averaging nearly a double-double at 10.7 points and 8.9 rebounds per game – a number that tops the SEC in conference games only. Jones leads the Tide in steals (15) against league opposition.
- As a team in league play, Alabama is one of four teams separated by one game entering the final contest of the regular season. The Tide owns an 8-9 record in league play, while Mississippi State, Florida and Ole Miss are all at 9-8. Alabama is averaging 70.4 points per game in conference play, while outrebounding teams by +1.0 (36.6-35.6). The Tide is shooting 43.6 percent from the field, 33.7 percent from beyond the arc and 66.9 percent from the charity stripe in SEC play. The Tide leads the SEC in league games in three-point field goal percentage defense (.312), ranks third in defensive rebounds (26.5), rebounding offense (36.6) and blocked shots (4.5), while ranking fourth in field goal percentage defense (.434).

BIOMETRICS BOX

#	NAME	BODY FAT %	VERTICAL JUMP		WINGSPAN	OVERHEAD REACH	HAND LENGTH
			STANDING	APPROACH			
0	Donta Hall	4.1%	35"	39"	7'4.5"	9'0.5"	9"
1	Riley Norris	16.8%	26.5"	28"	6'7"	8'7"	8.25"
2	Kira Lewis Jr.	7.4%	30"	34.5"	6'6.5"	8'3.5"	NA
3	Alex Reese	10.6%	23"	32"	6'11"	8'11"	9"
4	Daniel Giddens	6.5%	31"	33"	7'2.5"	9"	9.25"
5	Avery Johnson Jr.	5.8%	29.5"	33.5"	6'0.5"	7'8.5"	7.5"
10	Herbert Jones	7.3%	28"	35.5"	7'0.5"	8'9"	8.5"
12	Dazon Ingram	11.7%	29.5"	35.5"	6'9"	8'6.5"	9"
13	Javian Davis-Fleming	18.8%	24"	28"	7'2.75"	9"	NA
23	John Petty	4.5%	29.5"	35.5"	6'9.5"	8'6.5"	8.75"
24	Lawson Schaffer	9.4%	22"	26.5"	6'0.75"	7'10.5"	NA
30	Galin Smith	6.1%	29.5"	34.5"	7'2"	9"	9.25"
34	Tevin Mack	10.0%	27.5"	33"	7'0.5"	8'10"	9"

BOLD denotes team leader in the category listed

SPECIALTY STATS

Opponent	Pts off				
	Paint	T/O	2ndCh	FastB	Bench
SOUTHERN	22	16	10	6	14
ALABAMA	32	21	12	7	21
APPALACHIAN STATE	30	12	13	2	8
ALABAMA	36	26	19	4	21
vs. Northeastern	20	0	0	0	18
ALABAMA	30	7	2	8	18
vs. Ball State	30	12	4	10	11
ALABAMA	46	21	15	6	31
vs. Wichita State	42	11	18	8	27
ALABAMA	30	10	9	14	32
MURRAY STATE	40	31	12	11	11
ALABAMA	36	20	11	6	29
at UCF	28	9	7	13	14
ALABAMA	34	9	18	6	26
GEORGIA STATE	42	6	5	4	11
ALABAMA	32	13	11	6	31
ARIZONA	30	13	16	4	6
ALABAMA	36	17	18	8	29
vs. Liberty	28	9	9	0	21
ALABAMA	34	17	7	12	17
PENN STATE	34	16	11	8	34
ALABAMA	46	9	9	2	17
at Stephen F. Austin	40	11	10	13	24
ALABAMA	30	16	17	8	27
KENTUCKY	36	20	10	8	11
ALABAMA	32	9	9	6	11
at LSU	32	14	16	4	36
ALABAMA	34	13	20	6	39
TEXAS A&M	48	6	13	4	27
ALABAMA	30	4	9	2	35
at Missouri	30	6	4	4	15
ALABAMA	40	9	11	6	33
at Tennessee	40	13	10	2	18
ALABAMA	30	7	17	2	35
OLE MISS	16	6	8	0	23
ALABAMA	34	23	20	6	35
at Baylor	38	24	18	6	21
ALABAMA	48	13	9	6	22
MISSISSIPPI STATE	44	8	19	8	29
ALABAMA	54	17	18	6	34
at Auburn	30	30	2	18	16
ALABAMA	22	14	7	6	34
GEORGIA	40	16	21	8	26
ALABAMA	48	22	8	12	20
at Vanderbilt	20	13	4	2	12
ALABAMA	18	18	12	2	26
at Mississippi State	40	28	19	10	9
ALABAMA	24	5	9	2	5
FLORIDA	36	11	0	6	14
ALABAMA	24	3	1	0	29
at Texas A&M	22	15	4	0	17
ALABAMA	32	15	10	8	18
VANDERBILT	36	0	9	2	22
ALABAMA	26	24	4	2	14
at South Carolina	24	15	11	9	12
ALABAMA	28	10	11	15	18
LSU	40	13	13	10	12
ALABAMA	30	11	10	4	24
AUBURN	34	28	8	6	14
ALABAMA	32	8	9	8	20
at Arkansas					
ALABAMA					
OPPONENT Totals	992	412	304	186	533
Average/Game	33.1	13.7	10.1	6.2	17.8
ALABAMA Totals	1,008	411	342	186	742
Average/Game	33.6	13.7	11.4	6.2	24.7

ALABAMA-ARKANSAS – SERIES NOTES

- Saturday's game between Alabama and Arkansas will be the 62nd meeting in series history, with the Razorbacks owning a slim 33-28 edge in the all-time series. The Razorbacks have won four straight and five of the last six games in the series.
- Saturday's game mark the only meeting between the two teams this season.
- Nineteen of the 28 Alabama wins in the series have come on its home floor, claiming a 19-7 all-time record against Arkansas in Coleman Coliseum. However, the Razorbacks won back-to-back games in Tuscaloosa, claiming a 76-73 decision last year on Feb. 24, 2018 (a full box score and recap from that game can be found on page 11), and a 62-61 victory on March 2, 2016. Prior to that game, Arkansas had dropped seven consecutive games on the Tide's home floor.
- Alabama has lost three straight games at Bud Walton Arena and owns an all-time record of 6-18 when playing at Arkansas. In fact, the Tide's lone win on the Razorbacks' home floor over the last 10 games dating back to the 2004-05 season came on Feb. 23, 2012.
- Fifty-one of the 61 games played in the series have come as conference opponents.
- The Crimson Tide is 3-2 in overtime contests against Arkansas. All five overtime games have come within the last 13 seasons.
- The series began during 1947-48 campaign.

NCAA TOURNAMENT RESUME

- UA enters the game with a NET Ranking of No. 55 nationally, while owning the No. 21 overall strength of schedule in the latest release (as of March 8). The Tide's remaining regular season contest will be against a Quadrant 1 opponent (Arkansas owns a NET ranking of No. 65).
- Heading into Saturday's game at Arkansas, Alabama is a combined 9-11 against Q1 and Q2 teams, owning 3-8 mark against Quadrant 1 opponents and a 6-3 record vs. teams in Quadrant 2 this season. The Tide's best wins game against Kentucky (won, 77-75), Mississippi State (won, 83-79) and at Missouri (won, 70-60).
- Combined, UA's nine wins against Q1 and Q2 opposition this year trails only LSU (16), Kentucky (14), Tennessee (14), Auburn (13) and Mississippi State (12). Alabama ranks ahead of Florida (7-11), Ole Miss (7-11) and South Carolina (8-13) in combined Q1 and Q2 wins.
- Alabama's seven Q2 wins is tied for second-best in the SEC, trailing only Auburn (9-2) and tied with LSU (7-3). Even more impressive is the Quadrant 2 win total ranks in a tie for ninth-most in the nation.
- Alabama is a combined 8-2 against Q3 (5-2) and Q4 opposition (3-0) teams this season, with the lone losses both game on buzzer beaters to Texas A&M and Georgia State – a game in which the Tide held a 22-point second half lead before allowing the Panthers to come back and take the victory. The number of Q4 opponents is tied for the lowest number among all SEC schools (tied with LSU).
- Alabama owns a 3-2 record against teams ranked in the Associated Press Top 25 and is 4-2 when playing teams ranked in the USA Today Coaches Poll this season. The three wins ranks third in the SEC for most wins and best winning percentage against ranked opponents (Kentucky is 5-3, .625, LSU is 4-2, .667). The Tide, Wildcats and Tigers are the only three teams to have a winning record against ranked opponents this season.

TOPPLING THE TOP 25

- Head coach Avery Johnson has led his teams to success when playing against teams ranked in the Associated Press Top 25 during his time at the Capstone.
- In 26 total games played against teams ranked in the AP Top 25 (including NCAA Tournament contests), Johnson has led the Tide to a record of 14-12 (.538). That's a huge improvement, especially considering prior his arrival, Alabama had lost 21 consecutive games to nationally-ranked opponents.
- This season, the Tide is 3-2 against top-25 competition, with all three victories coming in the month of January. Alabama has defeated then-No. 22 Mississippi State (83-79 on Jan. 29) while also recording wins over then-No. 20 Ole Miss (74-53 on Jan. 22) and then-No. 13 Kentucky (77-75 on Jan. 5). The losses came by a combined eight points, narrowly falling 71-68 at then-No. 3 Tennessee on Jan. 19 and then-No. 13 LSU, 74-69, on March 2.
- Alabama had won seven consecutive games at home over ranked opponents prior to the five-point defeat to LSU. Despite the loss, the Crimson Tide owns a 9-5 (.643) mark against top-25 competition since the start of the 2017-18 campaign.

HUSTLE STATS

DUNK CHART

PLAYER	DUNKS	CAREER DUNKS
Hall	59	186
Jones	12	27
Petty	7	9
Smith	6	23
Ingram	4	29
Mack	2	2
Reese	2	5
Giddens	2	22
Lewis Jr.	1	1
Norris	1	6

TOTAL 96

CHARGES TAKEN

PLAYER	CHARGES	CAREER CHARGES
Jones	17	40
Norris	11	27
Ingram	7	25
Hall	3	8
Lewis Jr.	1	1
Smith		3
Johnson Jr.		2

TOTAL 39

AND-1's (converted/attempted)

PLAYER	AND-1's	CAREER AND-1's
Hall	6-for-12	24-for-43
Petty Jr.	7-for-7	10-for-11
Mack	4-for-6	4-for-6
Lewis Jr.	4-for-4	4-for-4
Norris	3-for-4	14-for-18
Jones	2-for-3	3-for-7
Giddens	1-for-2	6-for-11
Ingram	0-for-2	12-for-19
Reese	1-for-1	2-for-2
Smith	1-for-1	3-for-6
Johnson Jr.		3-for-6

TOTAL 29-for-42 (.690)

MOST COMMON OPPONENTS

Below is a look at Alabama's most familiar foes in school history:

Opponents	Games	Record
1. Mississippi State	201	125-76
2. LSU	181	108-73
3. Ole Miss	179	121-58
4. Auburn	160	95-65
5. Kentucky	150	38-112
6. Tennessee	148	79-69
7. Georgia	147	95-52
8. Florida	144	75-69
9. Vanderbilt	140	71-69
10. Tulane	84	52-32

2018-19 SEC STANDINGS [3/8/19]

	SEC	Overall
LSU	15-2	25-5
Tennessee	15-2	27-3
Kentucky	14-3	25-5
South Carolina	10-7	15-15
Auburn	10-7	21-9
Mississippi State	9-8	21-9
Florida	9-8	17-13
Ole Miss	9-8	19-11
Alabama	8-9	17-13
Arkansas	7-10	16-14
Texas A&M	6-11	13-16
Missouri	5-12	14-15
Georgia	2-15	11-19
Vanderbilt	0-17	9-21

UA IN SEC/NCAA STATS [3/8/19]

Team	Overall	Rank	NCAA	SEC	Rank
Scoring Offense	72.7	9th		70.4	9th
Scoring Defense	71.4	8th		71.3	6th
Scoring Margin	+1.4	9th		-0.9	8th
Free Throw %	.674	13th		.669	11th
FG %	.447	9th		.436	8th
FG % Defense	.438	13th		.434	4th
3-PT FG %	.337	10th		.337	7th
3-PT FG % Def.	.326	3rd	88th	.312	1st
3-PT FG Made	7.1	9th		7.3	T7th
Rebound Offense	37.4	6th	70th	36.6	3rd
Rebound Defense	34.3	6th		35.6	9th
Rebound Margin	+3.1	7th	85th	+1.1	6th
Assists	12.4	10th		11.8	T9th
Steals	4.5	14th		4.5	12th
Blocks	4.8	T6th	18th	4.5	3rd
Turnover Margin	-1.5	11th		-1.8	11th
Assist/Turnover	0.9	10th		0.9	10th

Individual	Overall	Rank	NCAA	SEC	Rank
SCORING					
Kira Lewis Jr.	14.0	T15th			
REBOUNDING					
Donta Hall	8.6	2nd	60th	8.9	1st
BLOCKED SHOTS					
Donta Hall	1.8	9th	67th	1.4	T9th
FT PERCENTAGE					
Kira Lewis Jr.	.789	9th			
OFFENSIVE REBOUNDS					
Donta Hall	2.6	6th	99th	2.5	9th
DEFENSIVE REBOUNDS					
Donta Hall	5.9	2nd	92nd	6.4	1st
MINUTES					
Kira Lewis Jr.	31.8	13th		32.5	16th
DOUBLE-DOUBLES					
Donta Hall	13	1st	24th	8	1st

- Last season, Alabama finished with six wins over ranked opponents. It was the most victories over top-25 teams in a single season in program history, topping the four victories over ranked foes which was set in four different seasons (1981-82, 1986-87, 2001-02 and in coach Johnson's first season in 2015-16).

THE DEVELOPMENT OF DONTA

- Senior Donta Hall has improved tremendously since stepping foot on the Alabama campus as a freshman prior to the 2015-16 campaign.
- When Hall first arrived in Tuscaloosa in the summer of 2015, he weighed 200 pounds and has since added more than 30 pounds to his frame. In addition, his Maximum Bench Press, which is now at 265 pounds, has increased by over 80 pounds in his four seasons at The Capstone.
- Even while increasing his body weight and overall strength, Hall's Maximum Vertical Touch has increased by over six-plus inches and is now currently at 12'1".
- On the court, Hall's numbers have also seen a traumatic improvement. Below is a breakdown of Hall's season averages for each of his four seasons wearing an Alabama uniform.

DONTA HALL	GP-GS	MPG	PPG	RPG	BPG	FGM-FGA	FG%	FTM-FTA	FT%	DUNKS
2015-16 - FRESHMAN	33-0	12.8	2.8	4.3	1.7	37-61	.607	19-44	.431	18
2016-17 - SOPHOMORE	34-20	19.7	6.0	5.5	1.4	79-120	.658	45-75	.600	36
2017-18 - JUNIOR	34-31	23.7	10.6	6.6	2.0	151-208	.726	60-108	.556	75
2018-19 - SENIOR	30-30	26.6	10.9	8.6	1.8	124-193	.642	77-107	.720	59

2018-19 STARTING LINEUP BREAKDOWN

OPPONENT (W/L)

SOUTHERN (W)	Hall	Smith	Jones	Petty	Lewis Jr.
APP STATE (W)	Hall	Smith	Jones	Petty	Lewis Jr.
vs. Northeastern (L)	Hall	Smith	Jones	Petty	Lewis Jr.
vs. Ball State (W)	Hall	Smith	Jones	Petty	Lewis Jr.
vs. Wichita State (W)	Hall	Smith	Jones	Petty	Lewis Jr.
MURRAY STATE (W)	Hall	Smith	Jones	Petty	Lewis Jr.
at UCF (L)	Hall	Smith	Jones	Petty	Lewis Jr.
GEORGIA STATE (L)	Hall	Mack	Jones	Petty	Lewis Jr.
ARIZONA (W)	Hall	Mack	Jones	Petty	Lewis Jr.
vs. Liberty (W)	Hall	Mack	Jones	Petty	Lewis Jr.
PENN STATE (W)	Hall	Mack	Jones	Petty	Lewis Jr.
at Stephen F. Austin (W)	Hall	Mack	Jones	Petty	Lewis Jr.
KENTUCKY (W)	Hall	Mack	Jones	Ingram	Lewis Jr.
at LSU (L)	Hall	Mack	Jones	Ingram	Lewis Jr.
TEXAS A&M (L)	Hall	Mack	Jones	Ingram	Lewis Jr.
at Missouri (W)	Hall	Mack	Jones	Ingram	Lewis Jr.
at Tennessee (L)	Hall	Mack	Jones	Ingram	Lewis Jr.
OLE MISS (W)	Hall	Mack	Jones	Ingram	Lewis Jr.
at Baylor (L)	Hall	Mack	Jones	Ingram	Lewis Jr.
MISSISSIPPI STATE (W)	Hall	Mack	Jones	Ingram	Lewis Jr.
at Auburn (L)	Hall	Mack	Jones	Ingram	Lewis Jr.
GEORGIA (W)	Hall	Mack	Jones	Ingram	Lewis Jr.
at Vanderbilt (W)	Hall	Mack	Jones	Ingram	Lewis Jr.
at Mississippi State (L)	Hall	Mack	Jones	Ingram	Lewis Jr.
FLORIDA (L)	Hall	Mack	Jones	Ingram	Lewis Jr.
at Texas A&M (L)	Hall	Mack	Petty	Ingram	Lewis Jr.
VANDERBILT (W)	Hall	Mack	Petty	Ingram	Lewis Jr.
at South Carolina (W)	Hall	Mack	Petty	Ingram	Lewis Jr.
LSU (L)	Hall	Mack	Petty	Ingram	Lewis Jr.
AUBURN (L)	Hall	Mack	Petty	Ingram	Lewis Jr.

Number of different starting lineups: 3 (BOLD indicates most recent lineup)

Record by lineup (bold indicates most recent lineup):

- 6-7 Lewis Jr., Ingram, Jones, Mack, Hall
- 5-2 Lewis Jr., Petty, Jones, Smith, Hall
- 4-1 Lewis Jr., Petty, Jones, Mack, Hall
- 2-3 Lewis Jr., Ingram, Petty, Mack, Hall**

RECORD WHEN

At home	10-5
On the road	4-7
At neutral sites	3-1
In SEC games	8-9
SEC home games	5-4
SEC road games	3-5
In non-conference games	9-4
In overtime	0-0

In games decided by ...	
5 points or less	4-5
6-10 points	9-4
11 points or more	4-4

Leading at the half	16-4
Trailing at the half	1-9
Tied at the half	0-0

Shooting 40% or better	15-10
Shooting less than 40%	2-3
Opponent shoots 40% or better	14-13
Opponent shoots less than 40%	3-0
Shooting same or better than opponent	12-3
Shooting worse than opponent	5-10

Outrebounding opponent	13-6
Opponent outrebounds UA	3-7
Rebounds are tied	1-0

70% or better on FT	7-4
less than 70% on FT	10-9
More FT att. than opponent	12-6
Less FT att. than opponent	4-7
Same FT att. as opponent	1-0

40% or better on 3PT	6-1
Less than 40% on 3PT	11-12

More turnovers than opponent	9-8
Less turnovers than opponent	8-3
Same turnovers as opponent	0-2

Scoring 80 or more points	6-2
Scoring 70-79 points	9-1
Scoring 60-69 points	2-7
Scoring 50-59 points	0-3
Scoring less than 50 points	0-0

Allowing 80 or more points	2-5
Allowing 70-79 points	7-5
Allowing 60-69 points	7-3
Allowing 50-59 points	1-0
Allowing less than 50 points	0-0

On Sunday	4-0
On Monday	1-0
On Tuesday	5-5
On Wednesday	2-0
On Thursday	0-2
On Friday	2-0
On Saturday	3-6

In November	5-2
In December	4-1
In January	4-4
In February	4-4
In March	0-2

TIDE INDIVIDUAL TIDBITS

- Sophomore Herbert Jones has been playing some of his best basketball of the season of Alabama's last two contests. During the stretch, Jones is averaging 11.0 points, 4.0 assists, 3.0 rebounds and 2.0 steals per game, while shooting 50.0 percent (9-of-18) from the floor and 66.7 percent (2-of-3) from beyond the arc.
- Sophomore John Petty is averaging 12.0 points, 7.7 rebounds and 2.0 assists per game while shooting 40.0 percent (6-of-15) from beyond the arc over his last three contests.
- A pair of Alabama players have stepped up their games in the last four contests. Freshman Kira Lewis Jr. is averaging 14.0 points, 3.5 rebounds and 3.0 assists in 36.5 minutes per game over the stretch, while graduate senior Riley Norris is collecting 10.0 points and 4.3 rebounds per game over the same span.
- Senior Donta Hall leads the league with 13 double-doubles on the year, which ranks 24th in the nation. He has collected a double-double in eight of the Tide's 17 SEC games which leads all players in league play. Hall currently leads the SEC on conference games only with 8.9 rebounds per game while adding 10.7 ppg in league play.
- Hall enters the game at Auburn with 984 points, 809 career rebounds and 225 career blocks. Should he get 16 points, the Luverne, Ala., native will join Leon Douglas (1,909 points, 1,279 rebounds and 235 blocks), Robert Horry (1,591 points, 929 rebounds and 286 blocks), Jermareo Davidson (1,268 points, 918 rebounds and 221 blocks) and JaMychal Green (1,656 points, 912 rebounds and 212 blocks) as the only players in program history to achieve the feat.
- Hall had four consecutive double-doubles before the streak was snapped at Baylor. He became the first UA player in 11 years to record double-doubles in four consecutive contests. The last time it occurred came when Richard Hendrix collected double-doubles in four straight games against Chicago State (19 pts, 13 rebs) on Jan. 4, Florida (24 pts, 16 rebs) on Jan. 8, Arkansas (17 pts, 11 rebs) on Jan. 13 and Georgia (19 pts, 10 rebs) on Jan. 16, 2008.
- Sophomore Herbert Jones is considered one of the top defensive players in the SEC and currently leads the team with 17 charges taken through the Tide's 30 contests. After taking a school record 23 charges as a freshman, Jones has piled up 40 charges taken in his 64 career games played at Alabama.
- Freshman Kira Lewis Jr. is the second-youngest player in NCAA Division I this season. Lewis, a native of Meridianville, Ala., who graduated early from high school, won't turn 18 until April 6, 2019. Only Pepperdine's Everett Perrot is younger by six days, having been born on April 12, 2001, however, he has not played in a single game this season. A few other things born in 2001? iPods, Wikipedia and the first "Harry Potter" film.
- Last year, Alabama was the fourth-youngest team in Division I and did not have a senior on its active roster. This season, the Crimson Tide not only has four seniors on its 2018-19 roster, but will have a total of seven players who have graduated or will graduate throughout the course of the upcoming campaign. Donta Hall, Dazon Ingram, Avery Johnson Jr. and Riley Norris have graduated and are currently pursuing their graduate degrees. Meanwhile, Daniel Giddens, Tevin Mack and Lawson Schaffer are all on pace to earn a degree this year. Only one other school in the nation (Southern Illinois) can claim to have as many as seven players who either have graduated or will graduate on its 2018-19 roster.

RUN'NING AWAY

- Alabama used a season-best 24-0 run against Penn State on Dec. 21, which turned a 14-point, 23-9, first half deficit into a 10-point, 33-23 UA lead, en route to the Tide's 73-64 victory.
- Not only was it the best run in a game this season by Alabama, but it was the second time that the Tide had been a part of a spurt in a game this season which it has outscored the opponent by 20 or more points. On the year, Alabama has had a total of eight big runs in which it outscored the foe by at least 13 points.
- Below is the complete list in which it has happened:

OPPONENT	BEFORE RUN	AFTER RUN	LENGTH	RUN TOTAL	FINAL SCORE
Penn State	9-23	33-23	7:24	24-0 (+24)	W, 73-64
Arizona	10-12	33-14	7:14	23-2 (+21)	W, 76-73
Ole Miss	29-24	50-27	10:09	21-3 (+18)	W, 74-53
Vanderbilt	0-2	18-4	6:23	18-2 (+16)	W, 68-61
Georgia State	30-25	50-29	6:42	20-4 (+16)	L, 80-83
Wichita State	12-14	29-16	3:34	17-2 (+15)	W, 90-86
Murray State	7-13	26-18	6:38	19-5 (+14)	W, 78-72
at Tennessee	32-44	45-44	3:43	13-0 (+13)	L, 68-71

CALLING THE RESERVES

- Alabama has had solid play from the team's bench throughout the course of the season.
- The Crimson Tide reserves are averaging nearly 25 points per game (24.7) and has only been outscored in only five of its 30 games played on the year. Furthermore, the UA reserves have outscored its counterparts by double digits on 13 different occasions.
- Alabama reserves has outscored the opponents back-ups by a cumulative total of 742-533, which averages out to a +6.9 in points per game from the reserves (24.7-17.8).

SEASON/CAREER RECORDS

SEASON RECORDS

Freshman Points

1. 554	James Robinson	16.8 ppg	1990-91
2. 488	Collin Sexton	18.1 ppg	2017-18
3. 477	Eddie Phillips	14.5 ppg	1978-79
4. 446	Alvin Lee	15.4 ppg	1987-88
446	Charles Cleveland	17.9 ppg	1972-73
6 420	Kira Lewis Jr.	14.0 ppg	2018-19

Field Goal Percentage (min. 200 attempts)

1. .726	Donta Hall	2017-18
2. .664	Bobby Lee Hurt	1983-84
3. .642	Donta Hall	2018-19
4. .636	Derrick McKey	1985-86
5. .633	Bobby Lee Hurt	1984-85
6. .629	Richard Hendrix	2006-07

CAREER RECORDS

Points

49. 1,032	Senario Hillman	2007-10
984	Donta Hall	2016-pres.
964	Dazon Ingram	2015-pres.
910	Riley Norris	2015-pres.

Rebounds

11. 912	JaMychal Green	2009-12
12. 849	Richard Hendrix	2006-8
13. 826	Wendell Hudson	1971-73
14. 809	Donta Hall	2016-pres.
15. 795	Alan House	1970-72

Blocks

1. 286	Robert Horry	1989-92
2. 266	Roy Rogers	1993-96
3. 235	Leon Douglas	1973-76
4. 225	Donta Hall	2016-pres.
5. 221	Jermareo Davidson	2004-07

Blocks Per Game

1. 2.61	Roy Rogers	1993-96
2. 2.18	Robert Horry	1989-92
3. 2.11	Leon Douglas	1973-76
4. 1.89	Derrick McKey	1985-87
5. 1.77	Antonio McDyess	1994-95
6. 1.75	Jermareo Davidson	2004-07
7. 1.73	Donta Hall	2016-pres.

Games Played

1. 135	Levi Randolph	2012-15
2. 134	Trevor Releford	2011-14
3. 133	Jimmie Taylor	2013-17
133	Robert Horry	1989-92
5. 132	Riley Norris	2015-pres.
132	Senario Hollman	2007-10
6. 131	Donta Hall	2016-pres.
131	Rodney Cooper	2012-15

LEWIS JR. EARNS SEC PLAYER OF THE WEEK

- Alabama point guard Kira Lewis Jr. was tabbed the Southeastern Conference's Freshman of the Week, the league office announced on Dec. 10.
- In games against Georgia State and Arizona, the 6-foot-3, 167-pound freshman from Meridianville, Ala., averaged 19.5 points and 4.5 threes made per game while shooting 60 percent from the beyond the arc (9-of-15) to secure the team's first weekly honor of the year.
- Lewis Jr. began the week by going 6-of-12 from the field and draining five three-pointers (5-of-10) on his way to team-high 19 points against Georgia State. He followed that performance by recording his fourth 20-point game of the year to lead the Tide in a three-point win over Arizona. Lewis Jr. connected on 7-of-13 shots from the floor, including hitting 4-of-5 treys on the night, and capped the performance by sinking a three-pointer with 13 seconds left to seal the victory over the Wildcats.

JONES TABBED ACADEMIC ALL-DISTRICT FIRST TEAM

- Alabama men's basketball sophomore guard/forward Herbert Jones has been named to the 2018-19 Google Cloud Academic All-District 4 First Team, as selected by College Sports Information Directors of America (CoSIDA).
- With the nod, Jones becomes the fourth different Alabama player to earn first team academic all-district honors, joining Terrance Meade (2003), Levi Randolph (2013, 2014, 2015) and Retin Obasohan (2016). Additionally, he joins Randolph as the only UA men's basketball player to receive the recognition as a sophomore.
- Jones is now eligible to become the second player in Alabama men's basketball program history to earn Academic All-American accolades (Levi Randolph achieved the feat in 2015). The Academic All-America team will be announced in mid-March.

REMEMBERING C.M.

- The Alabama men's basketball program paid tribute to longtime Alabama head coach and Naismith Memorial Basketball Hall of Fame honoree (Class of 2000) Charles Martin 'C.M.' Newton. Newton, who passed away on June 4, at the age of 88 years old.
- As a player, coach, and administrator for over 50 years, Newton was one of the most influential figures in college sports over that span. Born on Feb. 2, 1930, in Rockwood, Tenn., Newton led the University of Alabama men's basketball program to unprecedented heights of achievement from 1968-80. Hired by legendary head coach and athletic director Paul "Bear" Bryant, Newton had a record of 211-123 during his 12 seasons at the Capstone. He led the Crimson Tide to four National Invitation Tournament (NIT) and two National Collegiate Athletic Association (NCAA) Tournament appearances.
- Under Newton, Alabama became the first school, other than the University of Kentucky, to win three consecutive Southeastern Conference (SEC) titles, winning the crown in 1974, 1975 and 1976. Newton was selected as the SEC Coach of the Year in back-to-back seasons (1975 and 1976); becoming the only Alabama coach to accomplish the feat. Newton was instrumental in recruiting the first African-American scholarship athlete at the University of Alabama, Wendell Hudson, in 1968; integrating a program for the second time (Newton also integrated athletics at Kentucky's Transylvania University during his stint as a head coach, which immediately preceded his Alabama tenure).
- Newton is the only coach in program history to have led the Tide to five consecutive 20-win seasons, including a 23-5 mark, a final national ranking of No. 6 and the program's first Sweet 16 appearance in 1976. That still remains as the highest final ranking in program lore.
- In addition to his Naismith Memorial Hall of Fame induction, Newton is also a member of the Alabama Sports Hall of Fame (1993), Kentucky Athletics Hall of Fame (2008) and Transylvania Pioneer Hall of Fame (1992). He received many other honors throughout his career. Kentucky named its football playing field at Commonwealth Stadium in honor of Newton, while Alabama also named a recruiting suite in Coleman Coliseum for Newton in 2006.

ALABAMA ONE OF EIGHT TEAMS WHO WILL COMPETE IN 2019 BATTLE 4 ATLANTIS

- The Alabama men's basketball team will be one off eight teams that will compete in the 2019 Battle 4 Atlantis, which was announced at half time of this year's championship game which was played on Nov. 23. The 2019 bracket will be released at a later date.
- The Crimson Tide will make its debut in the event, which will be played in late November of 2019, in Paradise Island, Bahamas.
- Alabama is amongst a stacked field which includes North Carolina, Oregon, Michigan, Gonzaga, Seton Hall, Iowa State and Southern Miss.

BY THE NUMBERS

4

Alabama faced a total of four teams during its non-conference schedule that were selected to win their respective league in a preseason poll. Northeastern (CAA), UCF (AAC), Georgia State (Sun Belt) and Stephen F. Austin (Southland) were all chosen to win their conference by a league-wide vote. In addition, Murray State (OVC) was predicted to finish second in its conference in a narrow vote to Belmont.

9

Since the start of the 2017-18 season, Alabama has won nine games against teams ranked in the AP Top 25, going 9-5 in 14 such games including a 3-2 mark this season.

9

The Crimson Tide has played in nine games that were decided by five or few points this year, owning a record of 4-5 in such games. Last season, Alabama played in 13 such games and had a record of 7-6 in those contests.

9

Alabama has nine Quadrant 1 and 2 wins (9-11) during the 2018-19 season heading into Saturday's game at Arkansas, according to the NCAA Net rankings (as of March 8). That number is sixth-best in the SEC, trailing only LSU (16-5), Kentucky (14-5), Tennessee (14-3), Auburn (13-9) and Mississippi State (12-9).

14

Number of AP Top-25 teams Alabama has beaten in Avery Johnson's tenure (14-12), including a school record six (6-3) in 2017-18. In 2015-16, the Tide was one of 15 teams nationally that defeated four AP Top-25 teams – the first time since 2001-02 that UA recorded at least four wins against top-25 competition.

14

Total number of sellouts in Alabama head coach Avery Johnson's three seasons, including five in 2017-18 (Auburn on Jan. 17, Mississippi State on Jan. 20, Oklahoma on Jan. 27, Tennessee on Feb. 10 and Arkansas on Feb. 24). In 2016-17, the Tide had four sellouts and recorded five sellouts the previous year (2015-16), which was the most games sold out in a single season at Alabama since selling out six during the 2006-07 campaign.

82

Number of games UA has won in league play over the past nine years (including 2018-19 season). UA ranks fourth in the league, trailing only Kentucky (122), Florida (106), Arkansas (84) is a two games ahead of both Ole Miss (82) and Alabama, who are tied for the fourth-most wins over the span.

328

Avery Johnson has compiled 328 career victories during his coaching career. His 10-plus seasons as a head coach include seven-plus years as an NBA head coach where he collected 254 wins, in addition to his 68 wins in four seasons at Alabama.

1,674

Number of all-time wins for Alabama, now in its 106th year of basketball in 2018-19, which ranks second in the SEC.

LAST TIME VS ARKANSAS - FEB. 24, 2019 [TUSCALOOSA, ALA.]

Official Basketball Box Score -- Game Totals -- Final Statistics
Arkansas vs Alabama
2/24/18 5 p.m. CT at Tuscaloosa, Ala. (Coleman Coliseum)

Arkansas 76 • 20-9, 9-7

#	Player	Total			3-Ptr			Rebounds			PF	TP	A	TO	Blk	Stl	Min
		FG	FGA	FG%	FT	FTA	FT%	Off	Def	Tot							
10	Gafford, Daniel	4	12	33.3	0	0	0.0	5	2	7	4	11	1	0	0	0	20
13	Thomas, Dustin	4	5	80.0	0	0	0.0	1	1	2	3	11	1	0	0	1	19
00	Barford, Jaylen	4	7	57.1	2	3	66.7	0	2	2	4	10	0	4	0	1	29
04	Macon, Daryl	5	12	41.7	1	4	25.0	1	4	5	0	17	3	2	0	3	29
31	Beard, Anton	1	5	20.0	2	4	50.0	0	1	1	3	5	1	1	0	1	32
01	Thompson, Trey	0	1	0.0	0	0	0.0	1	6	7	0	0	5	2	1	0	20
02	Bailey, Adrio	3	4	75.0	0	0	0.0	3	2	5	1	7	1	1	1	0	13
05	Cook, Arlando	0	0	0.0	0	0	0.0	0	0	0	1	0	0	0	0	0	6
20	Hall, Darius	1	3	33.3	0	1	0.0	0	0	0	1	2	1	1	0	0	11
22	Osabuohien, Gabe	0	1	0.0	0	0	0.0	0	0	0	2	0	0	2	0	1	3
23	Jones, C.J.	5	7	71.4	3	3	100.0	0	0	0	1	13	0	1	0	0	18
Team		2	5	40.0	7	7	100.0	2	5	7							200
Totals		27	57	47.4	15	21	71.4	13	23	36	20	76	13	16	2	7	200

FG % 1st Half: 13-27 48.1% 2nd half: 14-30 46.7% Game: 27-57 47.4%
3FG % 1st Half: 4-7 57.1% 2nd half: 3-7 42.9% Game: 7-14 50.0%
FT % 1st Half: 5-5 100.0 2nd half: 10-16 62.5% Game: 15-21 71.4%

Deadball
Rebounds
4

Alabama 73 • 17-12, 8-8

#	Player	Total			3-Ptr			Rebounds			PF	TP	A	TO	Blk	Stl	Min
		FG	FGA	FG%	FT	FTA	FT%	Off	Def	Tot							
00	Hall, Donta	2	5	40.0	0	0	0.0	3	5	8	2	4	1	1	3	1	29
25	Key, Braxton	6	9	66.7	2	4	50.0	1	4	5	2	16	2	3	2	1	25
02	Sexton, Collin	3	10	30.0	0	5	0.0	0	2	2	2	15	6	2	0	1	31
12	Ingram, Dazon	4	7	57.1	2	5	40.0	0	2	2	4	13	2	3	2	1	30
23	Petty, John	4	6	66.7	4	6	66.7	2	1	3	1	14	1	2	0	0	30
03	Reese, Alex	2	6	33.3	2	4	50.0	1	0	1	0	6	0	1	1	1	15
04	Giddens, Daniel	0	0	0.0	0	0	0.0	0	0	0	1	0	0	2	1	1	12
05	Johnson Jr., Avery	1	4	25.0	1	2	50.0	1	1	2	1	5	1	0	0	0	10
10	Jones, Herbert	0	2	0.0	0	1	0.0	0	3	3	2	0	1	1	0	3	18
Team		1	1	100.0	2	2	100.0	1	1	2							200
Totals		22	49	44.9	11	27	40.7	9	19	28	15	73	14	18	9	9	200

FG % 1st Half: 10-25 40.0% 2nd half: 12-24 50.0% Game: 22-49 44.9%
3FG % 1st Half: 5-14 35.7% 2nd half: 6-13 46.2% Game: 11-27 40.7%
FT % 1st Half: 6-9 66.7% 2nd half: 12-18 66.7% Game: 18-27 66.7%

Deadball
Rebounds
4

Officials: Ron Groover, Keith Kimble, Brian Shey
Technical fouls: Arkansas-None. Alabama-Ingram, Dazon.
Attendance: 15383

Score by periods	1st	2nd	Total
Arkansas	35	41	76
Alabama	31	42	73

Last FG - AR 2nd-01:53, UA 2nd-00:05.
Largest lead - AR by 10 1st-02:30, UA by 4 2nd-16:16.
AR led for 29:33, UA led for 07:14. Game was tied for 03:13.

Points	In	Off	2nd	Fast	Bench
AR	30	21	12	0	22
UA	22	16	11	0	11

Score tied - 7 times.
Lead changed - 6 times.

TUSCALOOSA, Ala. — Despite a late rally, Alabama fell short to Arkansas, 76-73, in the last meeting between the two teams that took place on Feb. 24, 2018 inside Coleman Coliseum.

Alabama was led by freshman Collin Sexton and John Petty scoring 15 points and 14 points, respectively, while sophomore Dazon Ingram put up 13 points. Junior Donta Hall collected eight rebounds while blocking four shots for the Crimson Tide on defense.

Alabama ended the game making five of its last six shots, but Arkansas' 36-28 rebounding edge throughout the game along with shooting 50 percent from three-point range (7-of-14) in the second half made the difference.

"It was another slow start for us today," Alabama head coach Avery Johnson said. "We had no rhythm, no sense of energy. To start the game, we weren't ourselves; I'm still trying to put my finger on it. Give them (Arkansas) credit. They came out and played with a lot of energy. We talked at half time about trying to pick up our energy and I thought we did in the second half."

The Razorbacks took the 35-31 lead at halftime after shooting

48.1 percent from the field (13-of-27) while the Tide connected on 40 percent of its shots (10-of-25) for the half.

Arkansas knocked down its first four field goals to lead 11-4 at the 15:01 mark, but the Crimson Tide responded with a 9-0 run over a span of 4:08 to tie the score at 16 apiece with 8:53 left. The Razorbacks would answer and led by as much as 10 points, 35-25, with 1:54 left in the stanza. However, the Crimson Tide ended the half dropping back-to-back trifectas to trail by four heading into the locker room.

Alabama continued to build on its run started in the first half, outscoring the Razorbacks 10-1 to begin the second half and took a 41-37 lead at the 16:55 mark. In all, the Tide's 16-2 run that spanned halftime lasted 5:10.

From there, the game was a back-and-forth affair that featured six lead changes and five ties over the final 20 minutes. With the score tied at 56 with 6:53 left, Arkansas went on a game-deciding 11-3 run over the next 3:22 to take a 67-59 lead with 3:21 left to play. The Tide would rally back to cut the lead to 73-70 with 30 second left, but Hall missed a pair of free throws that would have cut the lead to one. Alabama would have one final shot at the buzzer to tie the game, but Sexton's half court heave fell short.

The Crimson Tide shot 50 percent in the second half (12-of-24) but the Razorback defense was able to contain Alabama in the final seconds for the win. In the contest, Arkansas forced 18 Alabama turnovers and turned them into 21 points while its bench outscored the Tide, 22-11. The Razorbacks also finished with a 36-28 advantage on the glass.

LAST THREE GAME CUMES

	RECORD:	OVERALL					HOME		AWAY		NEUTRAL										
	ALL GAMES	1-2					0-2		1-0		0-0										
	CONFERENCE	1-2					0-2		1-0		0-0										
	NON-CONFERENCE	0-0					0-0		0-0		0-0										
Player	Total				3-Point		F-Throw		Rebounds				pf	dq	a	to	blk	stl	pts	avg	
	gp-gs	min	avg	fg-fga	fg%	3fg-fga	3fg%	ft-fta	ft%	off	def	tot									avg
Lewis Jr., Kira	3-3	109	36.3	12-38	.316	4-13	.308	9-12	.750	3	10	13	4.3	3	0	10	8	0	2	37	12.3
Petty, John	3-3	109	36.3	9-25	.360	6-15	.400	12-19	.632	5	18	23	7.7	6	0	6	11	1	2	36	12.0
Hall, Donta	3-3	93	31.0	14-22	.636	0-0	.000	5-9	.556	6	22	28	9.3	8	0	0	2	2	1	33	11.0
Norris, Riley	3-0	73	24.3	12-24	.500	3-13	.231	4-5	.800	6	8	14	4.7	9	0	1	3	1	1	31	10.3
Jones, Herbert	3-0	74	24.7	10-20	.500	2-3	.667	3-6	.500	1	9	10	3.3	11	0	11	7	3	4	25	8.3
Mack, Tevin	3-3	62	20.7	8-22	.364	4-14	.286	1-2	.500	1	5	6	2.0	6	0	1	5	2	1	21	7.0
Ingram, Dazon	3-3	39	13.0	3-11	.273	0-2	.000	2-4	.500	1	4	5	1.7	4	0	3	5	0	0	8	2.7
Giddens, Daniel	3-0	22	7.3	2-6	.333	0-1	.000	0-2	.000	3	4	7	2.3	5	0	2	2	2	0	4	1.3
Johnson Jr, Avery	2-0	7	3.5	0-1	.000	0-1	.000	2-2	1.000	0	1	1	0.5	0	0	0	0	0	0	2	1.0
Smith, Galin	3-0	12	4.0	0-0	.000	0-0	.000	0-0	.000	0	2	2	0.7	2	0	0	2	0	0	0	0.0
Team										3	5	8					2				
Total.....	3	600		70-169	.414	19-62	.306	38-61	.623	29	88	117	39.0	54	0	34	47	11	11	197	65.7
Opponents.....	3	600		72-191	.377	15-61	.246	43-59	.729	37	83	120	40.0	57	-	28	31	12	27	202	67.3

ALABAMA HEAD COACH AVERY JOHNSON



PREVIOUS COACHING EXPERIENCE

Dallas Mavericks	Head Coach (2005-08)
Brooklyn Nets	Head Coach (2010-12)

YEAR-BY-YEAR RECORD

UNIVERSITY OF ALABAMA (74-59 .556)

Year	Overall	Conf.	Notes
2015-16	18-15	8-10	NIT 1st Round
2016-17	19-15	10-8	NIT 1st Round
2017-18	20-16	8-10	NCAA Round of 32
2018-19	17-12	8-9	

BROOKLYN NETS (60-116, .341)

Year	Overall	Conf.	Notes
2010-11	24-58	4th/Atlantic	
2011-12	22-44	5th/Atlantic	
2012-13	14-14	—	

DALLAS MAVERICKS (194-70, .735)

Year	Overall	Conf.	Notes
2004-05	16-2	2nd/Southwest	Playoffs (2nd rd.) NBA Coach of the Month (April)
2005-06	60-22	2nd/Southwest	NBA Finals NBA Coach of the Year All-Star Coach (Western) 2x NBA Coach of the Month
2006-07	67-15	1st/Southwest	Playoffs (1st rd.)
2007-08	51-31	4th/Southwest	Playoffs (1st rd.)

COLLEGE:	74-58 (.556) [SEC: 34-37, .480]
NBA:	254-186 (.577)
TOTAL:	329-244 (.574)

MILESTONES

Louisiana Sports HOF (2015)
 San Antonio Spurs HOF (2009)
 NBA Coach of the Year (2006)
 NBA Western Conference All-Star Coach (2006)
 NBA Champion (1999 San Antonio Spurs)
 2x SWAC Player of the Year (1987 & 1988)

BY THE NUMBERS

4,474 – Ranks second in San Antonio Spurs and 38th in NBA History in all-time assists
16 – Total Number of NBA Seasons
12.0 – Career assist average at Southern University (1987-88) – an NCAA record that still stands
6 – San Antonio Spurs retired Johnson's No. 6 jersey on Dec. 22, 2007
2 – One of only two players (Calvin Murphy) under 6-feet in height to play over 1,000 games in the NBA

Avery Johnson was introduced as Alabama's 20th head men's basketball coach on April 7, 2015. Johnson, who led the San Antonio Spurs to the 1999 NBA title as a player and was named the 2006 NBA Coach of the Year, came to the Capstone after a successful career in the NBA.

In three seasons at the Capstone, Johnson has guided the Crimson Tide to three consecutive postseason appearances – the first Alabama coach to achieve that feat in each of his first three seasons in nearly a quarter of a century (David Hobbs from 1993-95).

During the 2017-18 campaign, Johnson continued to lead the program back to national prominence as the Crimson Tide reached the NCAA Tournament for the first time since 2012. Alabama didn't just get to the tournament, but reached the second round with an 86-83 victory over Virginia Tech which was the program's first NCAA Tournament win since 2006. Moreover, Alabama finished the season with 20 victories (20-16), which was the first time since 2013 that UA reached the 20-win plateau.

On the court, the Crimson Tide played one of the toughest slates in program history, finishing the season with the fourth-ranked strength of schedule according to ESPN.com. Alabama played nine teams ranked in the Associated Press Top 25, finishing with an impressive 6-3 record. That number not only set a school record for most wins over AP Top-25 teams in a single-season, but it also tied for the most in the nation during regular season play. In his three seasons, Johnson has guided the Tide to an 11-10 record against teams ranked in the top 25, which is a huge improvement considering the Tide had lost 21 consecutive games against ranked opponents prior to his arrival.

Additionally, Alabama reached the SEC Tournament semifinals for a second consecutive season in 2018, which marked the first time since 1994 and 1995 that a Crimson Tide team achieved that feat. Johnson boasts a record of 5-3 in SEC Tournament action, including three straight seasons reaching at least the quarterfinals.

Off the court, fans responded to the excitement surrounding the men's basketball program. For the second time in Johnson's three seasons at the helm of the program, a new record was set for overall (227,640) and per game average (13,391) home attendance. The overall attendance mark bettered the record of 203,109 from the 2016-17 season, while the per game average eclipsed the 13,110 set in Johnson's first season (2015-16).

Much of the reason for the excitement surrounding the 2017-18 team came prior to the year during the recruiting period as Johnson and his staff brought in the nation's seventh-ranked recruiting class according to Rivals.com in 2017 – the highest recruiting class ranking in program history. For reasons like that and much more, Alabama basketball fans could see evidence that the men's basketball program was headed in the right direction.

During his second season at Alabama in 2016-17, Johnson guided the Crimson Tide to a 19-15 overall record, including a 10-8 mark in Southeastern Conference play, as the program reached the National Invitation Tournament for the second consecutive year.

Alabama tied for fifth overall in the final 2017 SEC standings. The five-spot improvement from the previous year tied for second-best in the SEC in 2016-17 and trailed only Florida, who improved six spots from the year prior (T-8th in 2016 and second in 2017).

During the 2015-16 season, his inaugural as a collegiate head coach, Johnson gave the fans a glimpse of the excitement that was in store. The Crimson Tide finished with an 18-15 record and earned an at-large selection to the 2016 National Invitation Tournament.

Johnson owned an NBA career coaching record of 254-186 (.577) after spending four seasons with the Dallas Mavericks (2004-08) and two-plus seasons with the Brooklyn Nets (2010-13).

During his time in Dallas, Johnson led the Mavericks to the postseason in each of his three-plus seasons as head coach. He led the Mavericks to a record of 194-70 (.735) and set the record for reaching the 50-win plateau (62 games) and the 150-win milestone (191 games) the fastest.

In his first full season as head coach, Johnson led the 2005-06 Mavericks to a 60-22 record and the team's first ever Western Conference Championship. He was named Western Conference Coach of the Month in November of 2005, becoming the first coach in league history to win the award in his first two full months of coaching. Johnson picked up the award for a third time in January, 2006.

The following season, he guided the team to an NBA-best 67 wins in 2006-07. In his final season in Dallas in 2007-08, Johnson led his club to 50-plus wins for the third straight year, finishing with a record of 51-31. Making the playoffs in four consecutive seasons, Johnson holds a career postseason record of 23-24 (.489).

In 16 NBA seasons, he averaged 8.4 points, 5.5 assists, 1.7 rebounds and 25.3 minutes played in 1,054 career games with seven different teams. Known as "The Little General" for his on-court leadership and diminutive stature, Johnson helped guide the San Antonio Spurs to an NBA Championship in 1999.

The New Orleans native played his final two collegiate seasons at Southern University, leading the NCAA in assists in each of his two years with the Jaguars, and was named the Southwestern Athletic Conference Player of the Year and the MVP of the conference tournament as both a junior and senior.

He still owns several NCAA Division I records, including most assists in a single game (22 – shared with three other players), most 20 or more assist games (4), the highest single season assist average (13.3) and the highest career assist average (12.0). As a senior in 1988, he averaged 11.4 points per game, making him the first men's Division I player ever to average double figures in points and assists in the same season.

Despite his numerous amateur accolades, Johnson was not selected in the 1988 NBA Draft. He started his professional career playing with the Palm Beach Stingrays of the United States Basketball League before signing as a free agent with the Seattle SuperSonics on Aug. 2, 1988.

Johnson changed teams six times during his first six seasons in the NBA. It wasn't until his fourth different stint with San Antonio in 1994-95 that he was able to finally settle down. Johnson stayed with the Spurs through the end of the 2000-01 season before signing as a free-agent with Denver on Aug. 19, 2001.

Johnson received a degree in psychology in 1988 from Southern University. He married his wife Cassandra in July of 1991 in New Orleans. They have two children, Christianne and Avery Jr.

THE LAST TIME...

TEAM

Scored 100 points or more:

Nov. 17, 2017 - UA 104, Alabama A&M 67

Scored 110 points or more:

Dec. 1, 2004 - UA 114, ETSU 77

Scored less than 50 points:

Jan. 6, 2018 - Georgia 65, UA 46

Allowed 100 points:

Dec. 4, 2004 - UA 102, Charlotte 101

Held opponent to 40 points or less:

Jan. 10, 2015 - UA 56, Tennessee 38

Held opponent to 15 pts or less in half:

Nov. 29, 2016 - 15 points allowed vs. Charleston Southern (1st half)

Scored 50 points in a half:

Jan. 8, 2019 - 51 points in second half at LSU

Won an overtime game:

Feb. 7, 2017 - UA 90, South Carolina 86

Lost an overtime game:

Feb. 21, 2015 - Georgia 66, UA 65

Played a double-overtime game:

Feb. 7, 2017 - UA 90, South Carolina 86

Played a triple-overtime game:

Feb. 7, 2017 - UA 90, South Carolina 86

Played a quadruple-overtime game:

Feb. 7, 2017 - UA 90, South Carolina 86

Shot 60% or better in a half:

Feb. 6, 2019 - 61.5% in 2nd half vs. Georgia

Failed to hit a three-pointer in a game:

Dec. 4, 2010 vs. Purdue (296 games)

Had at least 15 steals in a game:

Feb. 20, 2013 vs. Mississippi State (18)

Had at least 25 assists in a game:

Nov. 17, 2017 vs. Alabama A&M (25)

Forced 25 turnovers in a game:

Nov. 11, 2012 vs. West Alabama (25)

Played a ranked opponent (AP poll):

March 2, 2019 vs. No. 13 LSU (lost, 74-69)

Beat a ranked opponent at neutral site:

March 9, 2018 vs. No. 16 Auburn (won, 81-63)

Beat a ranked opponent at home:

Jan. 29, 2019 vs. No. 22 Mississippi State (won, 83-79)

Beat a ranked opponent on the road:

Feb. 3, 2018 at No. 23 Florida (won, 68-50)

Beat a top-10 opponent:

Dec. 30, 2017 vs. No. 5 Texas A&M (won, 79-57)

Beat a top-10 opponent on the road:

Feb. 21, 2004 in Starkville, Miss. (beat No. 4 Mississippi State, 77-73)

Beat a top-5 opponent:

Dec. 30, 2017 vs. No. 5 Texas A&M (won, 79-57)

Beat a top-5 opponent on the road:

Feb. 21, 2004 in Starkville, Miss. (beat No. 4 Mississippi State, 77-73)

Played a No. 1 ranked opponent:

Jan. 31, 2015 vs. No. 1/1 Kentucky (lost, 70-55)

Beat a No. 1 ranked opponent on the road:

Jan. 28, 1983 at No. 1 UCLA (won, 70-67)

Beat a No. 1 ranked opponent:

March 20, 2004 vs. No. 1 Stanford (NCAA tournament (won, 70-67)

INDIVIDUAL

Had a player score 50 points:

Michael Nordholz (50) vs. Southern Miss, 12/12/76 (single-game scoring record)

Had a player score 40 points:

Collin Sexton (40) vs. Minnesota, 11/25/17

Had a player score 35 points:

Collin Sexton (40) vs. Minnesota, 11/25/17

Had a player score 30 points:

John Petty Jr. (30) at Tennessee, 1/19/19

Had a player grab 20 rebounds:

Richard Hendrix (23) vs. Troy, 11/9/07

Had a player dish out 10 or more assists:

Mikhail Torrence (11) vs. LSU, 1/27/10

Had a player block five shots:

Donta Hall (8) vs. Oklahoma, 1/27/18

Had a player block 10 shots:

Roy Rogers (10) vs. LSU, 2/17/96

Had a player with seven or more steals in a game:

Jeremy Hays (8) vs. Oregon State, 12/12/98

Had two players record a double-double in same game:

Donta Hall (14 pts, 11 rebs), Dazon Ingram (13 pts, 10 rebs) vs. Vanderbilt, 2/23/19

Had three players record a double-double in same game:

Jermareo Davidson (12 pts, 12 rebs), Alonzo Gee (22 pts, 10 rebs), Richard Hendrix (18 pts, 12 rebs) vs. Louisiana Monroe, 11/28/06

Had a player record a double-double in three consecutive games:

Donta Hall (14 pts, 16 rebs vs. Texas A&M, 12 pts, 11 rebs at Missouri, 16 pts, 12 rebs vs. Tennessee) (Jan. 12, Jan. 16, Jan. 19, 2019)

Had a player record a double-double in four consecutive games:

Donta Hall (14 pts, 16 rebs vs. Texas A&M, 12 pts, 11 rebs at Missouri, 16 pts, 12 rebs vs. Tennessee, 10 pts, 11 rebs vs. Ole Miss) (Jan. 12, Jan. 16, Jan. 19, Jan. 22, 2019)

Had two players score 20 points in a game:


Collin Sexton (25) and John Petty (20) vs. Virginia Tech, 3/15/18

Had five or more players score in double figures:

Tevin Mack (22), Kira Lewis Jr. (12), Donta Hall (11), Dazon Ingram (11) and Herbert Jones (10) vs. Kentucky, 1/5/19

Had a player record a triple-double:

Roy Rogers (27 pts, 10 rebs, 10 blocks) vs. LSU, 2/17/96



Donta Hall

SENIOR

Forward • 6-9 • 230 • Luverne, Ala.
Luverne HS

CAREER HIGHS

Points	21	vs. Liberty (12/18/18)
Rebounds	16	vs. Texas A&M (1/12/19)
Assists	3	2x, last vs. Lipscomb (11/14/17)
Steals	3	2x, last at Mississippi State (2/6/18)
Blocks	8	vs. Oklahoma (1/27/18)
Minutes	39	at South Carolina (2/7/17)
Field Goals	9	UCF (12/3/17)
FG Att.	11	vs. Ball State (11/16/18)
3-Point FG	1	at Vanderbilt (2/9/19)
3-Point Att.	1	at Vanderbilt (2/9/19)
Free Throws	9	vs. Liberty (12/18/18)
FT Att.	11	vs. Liberty (12/18/18)

2018-19 SEASON HIGHS

Points	21	vs. Liberty (12/18/18)
Rebounds	16	vs. Texas A&M (1/12/19)
Assists	2	3x, last vs. Mississippi State (1/29/19)
Steals	2	vs. OleMiss (1/22/19)
Blocks	4	2x, last vs. Texas A&M (1/12/19)
Minutes	35	vs. Vanderbilt (2/24/19)
Field Goals	8	vs. Southern (11/6/18)
FG Att.	11	vs. Ball State (11/16/18)
3-Point FG	1	at Vanderbilt (2/9/19)
3-Point Att.	1	at Vanderbilt (2/9/19)
Free Throws	9	vs. Liberty (12/18/18)
FT Att.	11	vs. Liberty (12/18/18)

MISCELLANEOUS STATS

CATEGORY	2018-19	CAREER
Double-digit scoring	21	47
20+ point games	2	4
Double-digit rebounding	13	21
Double-doubles	13	18
Led UA in scoring	4	12
Led UA in rebounding	22	52
Led UA in three-pointers		
Led UA in assists	1	3
Led UA in steals	5	23
Led UA in blocks	19	74
5+ assist games		
3+ three-pointers		
3+ steal games		2
3+ block games	10	35

CAREER ACCOLADES

- 2018 SEC All-Defensive Team
- Currently has 186 dunks throughout his career
- His 225 career blocks ranks 7th in program history and ranks sixth on the school's list
- Became the 5th player in program history to reach 800 career rebounds and 200 career swats
- Has 18 double-doubles for his career which ranks second in the SEC among all active players
- Led the SEC with 75 dunks in 2017-18
- Set a new school record in single-season field goal percentage as a junior, shooting 72.6 percent (151-of-208)
- Graduated in Dec., 2017, and is currently working towards his master's degree
- One of four scholarship players on this year's roster who have graduated

2018-19 SEASON HIGHLIGHTS

- Has 13 double-doubles on the year, including eight in SEC play, both of which lead the SEC
- Needs 16 points to reach 1,000 for his career. In doing so, he would become just the fifth player in school history to record 1,000 points, 800 rebounds and 200 blocks in his Alabama career
- Among current SEC players, he ranks first in blocked shots (225) and second in rebounding (809)
- Ranks 2nd in the SEC in rebounding and is 9th in blocks per contest
- In SEC games, he leads the league in double-doubles (8) and rebounds per game (9.0)
- Leads Alabama in rebounding, blocks, field goal percentage, dunks (56) and double-figure scoring games (21)
- Scored a career-high 21 points by knocking down all six shots from the floor and going a career-best 9-of-11 from the foul line to go along with four blocks in the win over Liberty (12/18)
- Dropped four dunks to lead all players with 19 points, while collecting seven rebounds, two assists, and two blocks against then-No. 22 Mississippi State (1/29)
- Added 12th double-double of the season with 10 boards and 15 points at South Carolina (2/26)
- Posted 11th double-double of the season with 11 rebounds and 14 points while swatting three baskets against Vanderbilt (2/23)
- Registered 10th double-double of the season with 11 points and 10 rebounds while leading the team in blocks (3) and steals (2) against then-No. 20 Ole Miss (1/22)
- Knocked down first career three-pointer to go for seven points, four rebounds, and one assist at Vanderbilt (2/9)
- Collected 700th career rebound while adding 16 points for ninth double-double of the season against then-No. 3 Tennessee (1/19)
- Led the team in rebounds (7), blocks (2), and steals (1), while putting up 10 points against Florida (2/16)
- Went 6-of-7 from the field to secure 13th double-double of the season with 14 points and 10 boards against then-No.13 LSU (3/2)

HALL'S 2018-19 GAME-BY-GAME STATS

Opponent	Date	GS	Min	FG	FGA	Pct	3FG	FGA	Pct	FT	FTA	Pct	Off	Def	Tot	Avg	PF	A	TO	Blk	Stl	Pts	Avg
SOUTHERN	11/6	*	21	8	9	.889	0	0	.000	4	8	.500	2	3	5	5.0	3	1	2	2	0	20	20.0
APPALACHIAN STATE	11/11	*	27	4	7	.571	0	0	.000	4	6	.667	2	10	12	8.5	2	0	0	1	1	12	16.0
vs. Northeastern	11/15	*	19	0	1	.000	0	0	.000	0	0	.000	1	2	3	6.7	1	2	0	2	0	0	10.7
vs. Ball State	11/16	*	27	5	11	.455	0	0	.000	2	2	1.000	4	8	12	8.0	1	1	1	3	0	12	11.0
vs. Wichita State	11/18	*	15	0	1	.000	0	0	.000	2	2	1.000	1	0	1	6.6	2	1	1	1	1	2	9.2
MURRAY STATE	11/26	*	21	0	3	.000	0	0	.000	2	2	1.000	2	4	6	6.5	0	0	2	3	1	2	8.0
at UCF	11/29	*	27	5	10	.500	0	0	.000	1	2	.500	6	3	9	6.9	4	0	3	2	0	11	8.4
GEORGIA STATE	12/4	*	25	3	4	.750	0	0	.000	5	6	.833	3	8	11	7.4	3	2	3	3	1	11	8.8
ARIZONA	12/9	*	25	3	4	.750	0	0	.000	7	9	.778	2	7	9	7.6	2	0	0	0	0	13	9.2
vs. Liberty	12/18	*	30	6	6	1.000	0	0	.000	9	11	.818	3	2	5	7.3	0	1	1	4	1	21	10.4
PENN STATE	12/21	*	29	7	10	.700	0	0	.000	3	3	1.000	4	7	11	7.6	0	1	0	3	0	17	11.0
at Stephen F. Austin	12/30	*	33	6	7	.857	0	0	.000	0	0	.000	3	11	14	8.2	0	0	0	3	0	12	11.1
KENTUCKY*	1/5	*	30	5	7	.714	0	0	.000	1	3	.333	2	8	10	8.3	1	0	1	0	0	11	11.1
at LSU*	1/8	*	25	2	4	.500	0	0	.000	3	4	.750	3	3	6	8.1	1	0	1	0	1	7	10.8
TEXAS A&M*	1/12	*	33	4	10	.400	0	0	.000	6	7	.857	4	12	16	8.7	3	0	0	4	0	14	11.0
at Missouri*	1/16	*	30	6	10	.600	0	0	.000	0	0	.000	2	9	11	8.8	1	1	1	2	1	12	11.1
at Tennessee*	1/19	*	33	7	10	.700	0	0	.000	2	2	1.000	4	8	12	9.0	2	0	0	1	0	16	11.4
OLE MISS*	1/22	*	22	3	5	.600	0	0	.000	5	6	.833	6	4	10	9.1	3	0	2	3	2	11	11.3
at Baylor	1/26	*	29	5	10	.500	0	0	.000	1	1	1.000	3	4	7	8.9	1	0	1	3	0	11	11.3
MISSISSIPPI STATE*	1/29	*	23	7	9	.778	0	0	.000	5	9	.556	2	5	7	8.9	4	2	1	2	1	19	11.7
at Auburn*	2/2	*	26	3	3	1.000	0	0	.000	2	2	1.000	2	8	10	8.9	2	0	2	0	0	8	11.5
GEORGIA*	2/6	*	18	1	1	1.000	0	0	.000	1	2	.500	2	6	8	8.9	3	0	1	0	0	3	11.1
at Vanderbilt*	2/9	*	22	2	5	.400	1	1	1.000	2	2	1.000	1	3	4	8.7	3	1	1	0	0	7	11.0
at Mississippi State*	2/12	*	27	5	6	.833	0	0	.000	1	2	.500	3	4	7	8.6	2	2	1	3	1	11	11.0
FLORIDA*	2/16	*	27	5	6	.833	0	0	.000	0	0	.000	1	6	7	8.5	2	0	1	2	1	10	10.9
at Texas A&M*	2/19	*	26	3	5	.600	0	0	.000	0	1	.000	1	4	5	8.4	1	1	1	1	0	6	10.7
VANDERBILT*	2/23	*	35	5	7	.714	0	0	.000	4	6	.667	4	7	11	8.5	2	1	0	3	1	14	10.9
at South Carolina*	2/26	*	28	6	12	.500	0	0	.000	3	4	.750	3	7	10	8.5	4	0	0	0	1	15	11.0
LSU*	3/2	*	31	6	7	.857	0	0	.000	2	5	.400	3	7	10	8.6	2	0	1	1	0	14	11.1
AUBURN*	3/5	*	34	2	3	.667	0	0	.000	0	0	.000	0	8	8	8.6	2	0	1	1	0	4	10.9
at Arkansas*	3/9																						
at SEC Tournament	3/14																						


* indicates Southeastern Conference opponent

HALL'S CAREER STATS

YEAR	GP	GS	MIN	AVG	FG	FGA	PCT	3FG	3FGA	PCT	FT	FTA	PCT	OFF	DEF	TOT	AVG	PF	FO	AST	TO	BLK	STL	PTS	AVG
2015-16	33	0	421	12.8	37	61	.607	0	0	.000	19	44	.432	46	96	142	4.3	83	5	7	16	56	15	93	2.8
2016-17	34	20	670	19.7	79	120	.658	0	0	.000	45	75	.600	66	120	186	5.5	85	3	18	31	48	18	203	6.0
2017-18	34	31	806	23.7	151	208	.726	0	0	.000	60	108	.556	76	148	224	6.6	59	0	20	43	68	24	362	10.6
2018-19	30	30	798	26.6	124	193	.642	1	1	1.000	77	107	.720	79	178	257	8.6	57	0	17	29	53	14	326	10.9
TOTAL	131	81	2695	20.6	391	582	.672	1	1	1.000	201	334	.602	267	542	809	6.2	284	8	62	119	225	71	984	7.5

HALL'S CAREER SEC STATS

YEAR	GP	GS	MIN	AVG	FG	FGA	PCT	3FG	3FGA	PCT	FT	FTA	PCT	OFF	DEF	TOT	AVG	PF	FO	AST	TO	BLK	STL	PTS	AVG
2015-16	18	0	227	12.6	19	34	.559	0	0	.000	8	21	.381	32	62	94	5.2	53	5	5	8	28	9	46	2.6
2016-17	18	15	372	20.7	38	59	.644	0	0	.000	23	40	.575	38	65	103	5.7	46	2	11	19	23	8	99	5.5
2017-18	17	14	406	23.9	77	104	.740	0	0	.000	31	62	.500	39	72	111	6.5	30	0	7	19	28	14	185	10.9
2018-19	17	17	470	27.6	72	110	.655	1	1	1.000	37	55	.673	43	109	152	8.9	38	0	8	15	23	9	182	10.7
TOTAL	70	46	1475	21.1	206	307	.671	1	1	1.000	99	178	.556	152	308	460	6.6	167	7	31	61	102	40	512	7.3



1 Riley Norris

GRADUATE

Guard/Forward • 6-7 • 212 • Albertville, Ala.
Albertville HS

CAREER HIGHS

Points	27	South Carolina (1/13/16)
Rebounds	16	at LSU (2/17/16)
Assists	3	at Georgia (3/5/16)
Steals	3	4x, last vs. Auburn (2/4/17)
Blocks	2	2x, last at Baylor (1/26/19)
Minutes	46	at South Carolina (2/7/17)
Field Goals	9	South Carolina (1/13/16)
FG Att.	16	South Carolina (1/13/16)
3-Point FG	8	South Carolina (1/13/16)
3-Point Att.	11	South Carolina (1/13/16)
Free Throws	8	Louisiana (11/20/15)
FT Att.	10	Louisiana (11/20/15)

2018-19 SEASON HIGHS

Points	16	at Baylor (1/26/19)
Rebounds	12	at Vanderbilt (2/9/19)
Assists	2	3x, last at Auburn (2/2/19)
Steals	2	2x, last vs. Vanderbilt (2/24/19)
Blocks	2	at Baylor (1/26/19)
Minutes	32	vs. LSU (3/2/19)
Field Goals	6	at Baylor (1/26/19)
FG Att.	10	2x, last vs. LSU (3/2/19)
3-Point FG	4	2x, last at Baylor (1/26/19)
3-Point Att.	7	2x, last at Texas A&M (2/19/19)
Free Throws	6	at Vanderbilt (2/9/19)
FT Att.	7	at Vanderbilt (2/9/19)

MISCELLANEOUS STATS

CATEGORY	2018-19	CAREER
Double-digit scoring	6	39
20+ point games		2
Double-digit rebounding	1	9
Double-doubles	1	6
Led UA in scoring	1	10
Led UA in rebounding	1	23
Led UA in three-pointers	5	33
Led UA in assists	1	8
Led UA in steals	4	21
Led UA in blocks	1	7
5+ assist games		
3+ three-pointers	5	19
3+ steal games		4
3+ block games		

CAREER ACCOLADES

- 2018 SEC Academic Honor Roll
- 2015 SEC First Year Academic Honor Roll
- Earned undergraduate degree in Dec., 2017 and is currently working towards his master's degree with anticipated graduation in May, 2019
- Leads all Alabama players with 132 career games played
- One of four scholarship players on this year's roster who have graduated

2018-19 SEASON HIGHLIGHTS

- Second on the team in three-point shooting, knocking down 37.3 percent of his shots from beyond the arc (28-of-75)
- Has seen playing time increase steadily since returning from a medical procedure that sidelined him for the first five games of the season, averaging 20.9 mpg over last 21 contests
- Hit all six of his shots and went a perfect 4-of-4 from beyond the arc to lead the team with a season-high 16 points and 23 minutes of action while registering a career-best two blocks at Baylor (1/26)
- Provided a spark of energy off the bench at Stephen F. Austin (12/30) knocking down a team-high four three-pointers going for 14 points and six rebounds
- Scored pivotal baskets to seal the win at South Carolina (2/26) to go for 11 points, three rebounds, while adding a steal and a block
- Went for a season-best 5-of-6 from the line to total 11 points and five rebounds against then-No. 22 Mississippi State (1/29)
- Finished with seven points in 18 minutes of action against Penn State (12/21)
- Posted nine points while collecting three rebounds and two steals against Vanderbilt (2/23)
- Scored seven points to go along with four rebounds, one assist, and one block against Texas A&M (1/12)
- Led the team in steals (2) while adding eight points, three rebounds, and one assist at LSU (1/8)
- Finished with three boards in the win over Liberty (12/18)
- Dropped 13 points and was just one-board (9) shy of registering a double-double against then-No. 13 LSU (3/2)
- Led the team in assists (2) while adding seven points, one rebound, and one steal against then-No. 20 Ole Miss
- Made his season debut against Georgia State (12/4) adding four points and one rebound off the bench

NORRIS' 2018-19 GAME-BY-GAME STATS

Opponent	Date	GS	Min	FG	FGA	Pct	3FG	FGA	Pct	FT	FTA	Pct	Off	Def	Tot	Avg	PF	A	TO	Blk	Stl	Pts	Avg
SOUTHERN	11/6																						
APPALACHIAN STATE	11/11																						
vs. Northeastern	11/15																						
vs. Ball State	11/16																						
vs. Wichita State	11/18																						
MURRAY STATE	11/26																						
at UCF	11/29																						
GEORGIA STATE	12/4	8	1	2	.500	0	1	.000	2	2	1.000	0	1	1	1.0	2	0	0	0	0	4	4.0	
ARIZONA	12/9																						
vs. Liberty	12/18	15	0	2	.000	0	1	.000	1	2	.500	1	3	4	2.5	2	0	0	0	1	1	2.5	
PENN STATE	12/21	18	3	4	.750	1	2	.500	0	1	.000	0	0	0	1.7	0	0	1	0	0	7	4.0	
at Stephen F. Austin	12/30	19	5	10	.500	4	7	.571	0	0	.000	3	3	6	2.8	1	0	0	0	0	14	6.5	
KENTUCKY*	1/5	14	0	2	.000	0	2	.000	0	0	.000	1	1	2	2.6	0	0	0	0	1	0	5.2	
at LSU*	1/8	20	2	3	.667	2	3	.667	2	2	1.000	0	3	3	2.7	5	1	1	0	2	8	5.7	
TEXAS A&M*	1/12	19	2	6	.333	1	4	.250	2	3	.667	1	3	4	2.9	5	1	1	0	0	7	5.9	
at Missouri*	1/16	15	0	1	.000	0	1	.000	3	5	.600	0	0	0	2.5	0	0	0	0	0	3	5.5	
at Tennessee*	1/19	15	1	4	.250	1	3	.333	0	0	.000	1	2	3	2.6	2	1	0	0	0	3	5.2	
OLE MISS*	1/22	21	2	6	.333	1	3	.333	2	2	1.000	1	0	1	2.4	3	2	1	0	1	7	5.4	
at Baylor	1/26	23	6	6	1.000	4	4	1.000	0	0	.000	2	0	2	2.4	1	2	2	2	0	16	6.4	
MISSISSIPPI STATE*	1/29	27	3	7	.429	0	4	.000	5	6	.833	2	3	5	2.6	1	1	0	0	0	11	6.8	
at Auburn*	2/2	24	1	4	.250	1	3	.333	2	2	1.000	0	4	4	2.7	4	2	1	0	1	5	6.6	
GEORGIA*	2/6	18	0	1	.000	0	1	.000	2	3	.667	1	2	3	2.7	0	1	1	0	0	2	6.3	
at Vanderbilt*	2/9	26	3	9	.333	3	6	.500	6	7	.857	1	11	12	3.3	3	0	1	1	0	15	6.9	
at Mississippi State*	2/12	21	1	4	.250	1	4	.250	0	0	.000	0	1	1	3.2	0	0	0	0	0	3	6.6	
FLORIDA*	2/16	19	0	1	.000	0	1	.000	0	1	.000	1	1	2	3.1	1	0	0	0	0	0	6.2	
at Texas A&M*	2/19	23	3	8	.375	3	7	.429	0	0	.000	1	4	5	3.2	2	0	1	0	0	9	6.4	
VANDERBILT*	2/23	23	3	8	.375	3	5	.600	0	0	.000	2	1	3	3.2	3	0	1	0	2	9	6.5	
at South Carolina*	2/26	25	4	7	.571	1	4	.250	2	3	.667	1	2	3	3.2	2	1	1	1	1	11	6.8	
LSU*	3/2	32	5	10	.500	1	5	.200	2	2	1.000	3	6	9	3.5	4	0	1	0	0	13	7.0	
AUBURN*	3/5	16	3	7	.429	1	4	.250	0	0	.000	2	0	2	3.4	3	0	1	0	0	7	7.0	
at Arkansas*	3/9																						
at SEC Tournament	3/14																						


* indicates Southeastern Conference opponent

NORRIS' CAREER STATS

YEAR	GP	GS	MIN	AVG	FG	FGA	PCT	3FG	3FGA	PCT	FT	FTA	PCT	OFF	DEF	TOT	AVG	PF	FO	AST	TO	BLK	STL	PTS	AVG
2014-15	34	8	712	20.9	55	145	.379	25	74	.338	26	43	.605	40	102	142	4.2	79	1	22	31	7	21	161	4.7
2015-16	33	19	930	28.2	77	208	.370	45	120	.375	47	72	.653	54	122	176	5.3	64	0	23	39	8	26	246	7.5
2016-17	34	27	927	27.3	105	258	.407	47	141	.333	48	65	.738	41	88	129	3.8	76	1	25	38	4	23	305	9.0
2017-18	9	3	166	18.4	16	37	.432	6	20	.300	5	8	.625	6	16	22	2.4	19	0	6	5	0	4	43	4.8
2018-19	22	0	441	20.0	46	112	.429	28	75	.373	31	41	.756	24	51	75	3.4	44	2	12	14	4	9	155	7.0
TOTAL	132	57	3176	24.1	301	760	.396	151	430	.351	157	229	.686	165	379	544	4.1	282	4	88	127	23	83	910	6.9

NORRIS' CAREER SEC STATS

YEAR	GP	GS	MIN	AVG	FG	FGA	PCT	3FG	3FGA	PCT	FT	FTA	PCT	OFF	DEF	TOT	AVG	PF	FO	AST	TO	BLK	STL	PTS	AVG
2014-15	18	4	381	21.2	24	75	.320	13	42	.310	14	25	.560	20	52	72	4.0	41	1	11	18	2	8	75	4.2
2015-16	18	16	569	31.6	50	131	.382	30	79	.380	20	32	.625	34	76	110	6.1	38	0	15	25	3	16	150	8.3
2016-17	18	16	534	29.7	61	148	.412	28	81	.346	26	37	.703	14	42	56	3.1	47	1	9	23	1	12	176	9.8
2018-19	17	0	358	21.1	33	88	.375	19	60	.317	28	36	.778	18	44	62	3.6	38	2	10	11	2	8	113	6.6
TOTAL	71	36	1842	25.9	168	442	.380	90	262	.344	88	130	.677	86	214	300	4.2	164	4	45	77	8	44	514	7.2



2 Kira Lewis Jr.

FRESHMAN

Guard • 6-3 • 167 • Meridianville, Ala.
Hazel Green HS

CAREER HIGHS

Points	24	2x, last vs. Georgia (2/6/19)
Rebounds	5	2x, last at Mississippi State (2/12/19)
Assists	8	vs. Stephen F. Austin (12/30/18)
Steals	3	vs. Ball State (11/16/18)
Blocks	1	8x, last vs. Vanderbilt (2/24/19)
Minutes	38	vs. LSU (3/2/19)
Field Goals	10	vs. Georgia (2/6/19)
FG Att.	18	vs. Appalachian State (11/11/18)
3-Point FG	5	vs. Georgia State (12/4/18)
3-Point Att.	10	vs. Georgia State (12/4/18)
Free Throws	11	vs. Wichita State (11/18/18)
FT Att.	11	vs. Wichita State (11/18/18)

2018-19 SEASON HIGHS

Points	24	2x, last vs. Georgia (2/6/19)
Rebounds	5	2x, last at Mississippi State (2/12/19)
Assists	8	vs. Stephen F. Austin (12/30/18)
Steals	3	vs. Ball State (11/16/18)
Blocks	1	8x, last vs. Vanderbilt (2/24/19)
Minutes	38	vs. LSU (3/2/19)
Field Goals	10	vs. Georgia (2/6/19)
FG Att.	18	vs. Appalachian State (11/11/18)
3-Point FG	5	vs. Georgia State (12/4/18)
3-Point Att.	10	vs. Georgia State (12/4/18)
Free Throws	11	vs. Wichita State (11/18/18)
FT Att.	11	vs. Wichita State (11/18/18)

MISCELLANEOUS STATS

CATEGORY	2018-19	CAREER
Double-digit scoring	20	20
20+ point games	4	4
Double-digit rebounding		
Double-doubles		
Led UA in scoring	13	13
Led UA in rebounding		
Led UA in three-pointers	9	9
Led UA in assists	13	13
Led UA in steals	6	6
Led UA in blocks		
5+ assist games	4	4
3+ three-pointers	7	7
3+ steal games	1	1
3+ block games		

CAREER ACCOLADES

- Is the second-youngest player in D-I for the 2018-19 season at 17 years old (birthday is April 6, 2001) – the youngest player in the nation (Everett Perrot of Pepperdine) has not played a game this season
- Named SEC Freshman of the Week for the week of Dec. 10

2018-19 SEASON HIGHLIGHTS

- Leads Alabama in assists (2.9 apg), 20-point games (5) and minutes (31.8 mpg), while ranking third in three-point field goal percentage (36.8)
- Exploded with a career and team-high of 24 points going 6-of-9 from the field and a perfect 11-of-11 from the line, while collecting four rebounds and two assists against Wichita State (11/18)
- Matched his career-high of 24 points, while connecting with seven assists and four rebounds against Georgia (2/6)
- Scored a team-high of 21 points to go along with four rebounds and one assist against Appalachian State (11/11)
- Was a crucial factor in the win against Murray State (11/26) registering 20 points in back-to-back games, while adding four assists and two steals
- Went 4-of-5 from outside the arc and finished with 20 points, including hitting a 3-pointer with 13 seconds left to seal the win over Arizona (12/9)
- Finished with 17 points, including going 7-of-8 from the line, and a career-best eight assists at Stephen F. Austin (12/30)
- Scored three baskets beyond the arc to go for a team-high 17 points, while also leading the team in assists (3) and steals (1) at South Carolina (2/26)
- Had 13 points, two steals, and one rebound and assist at Auburn (2/2)
- Led the team at Mississippi State (2/12) with 17 points and tied career-high five rebounds
- Registered a team-high in points (14), three-pointers (2), and assists (2) against Florida (2/16)
- Dropped a team high 15-points, including a perfect 8-of-8 from the line to go along with two rebounds, one steal, and one assist at LSU (1/8)
- Posted a team-high 19 points, including four three-pointers, two assists, and one steal against Vanderbilt (2/23)
- Accounted for a team-high 13 points and three assists against Auburn (3/5)
- Led the team in assists (3) and steals (2) while adding nine points, three rebounds, and one steal against then-No. 22 Mississippi State (1/29)
- Went 5-of-9 from beyond the arc to score 14 points and register three assists against Texas A&M (1/12)
- Made his collegiate debut in the season opener against Southern (11/6), earning the start and leading the team with a game-high seven assists to go along with six points in 29 minutes of action



LEWIS JR.'S 2018-19 GAME-BY-GAME STATS

Opponent	Date	GS	Min	FG	FGA	Pct	3FG	FGA	Pct	FT	FTA	Pct	Off	Def	Tot	Avg	PF	A	TO	Blk	Stl	Pts	Avg
SOUTHERN	11/6	*	29	2	5	.400	1	3	.333	1	1	1.000	1	1	2	2.0	3	7	3	1	1	6	6.0
APPALACHIAN STATE	11/11	*	31	9	18	.500	3	6	.500	0	0	.000	3	1	4	3.0	2	1	1	0	0	21	13.5
vs. Northeastern	11/15	*	31	3	10	.300	1	6	.167	0	0	.000	0	0	0	2.0	3	1	1	0	0	7	11.3
vs. Ball State	11/16	*	30	3	6	.500	0	2	.000	2	2	1.000	0	2	2	2.0	3	3	3	1	3	8	10.5
vs. Wichita State	11/18	*	33	6	9	.667	1	2	.500	11	11	1.000	0	4	4	2.4	2	2	0	0	0	24	13.2
MURRAY STATE	11/26	*	28	6	13	.462	1	4	.250	7	10	.700	1	1	2	2.3	2	3	1	1	1	20	14.3
at UCF	11/29	*	32	6	11	.545	2	5	.400	0	0	.000	0	2	2	2.3	4	2	2	0	0	14	14.3
GEORGIA STATE	12/4	*	33	6	12	.500	5	10	.500	2	2	1.000	0	3	3	2.4	1	1	1	1	1	19	14.9
ARIZONA	12/9	*	30	7	13	.538	4	5	.800	2	4	.500	0	2	2	2.4	2	1	3	0	1	20	15.6
vs. Liberty	12/18	*	35	7	12	.583	1	2	.500	2	3	.667	0	3	3	2.4	3	4	2	0	1	17	15.8
PENN STATE	12/21	*	29	2	7	.286	0	1	.000	3	4	.750	0	1	1	2.3	2	4	1	0	1	7	14.9
at Stephen F. Austin	12/30	*	31	4	12	.333	2	6	.333	7	8	.875	2	0	2	2.4	2	8	3	0	1	17	15.0
KENTUCKY*	1/5	*	34	4	14	.286	2	6	.333	2	2	1.000	0	2	2	2.2	2	3	4	0	0	12	14.8
at LSU*	1/8	*	31	3	11	.273	1	6	.167	8	8	1.000	0	2	2	2.3	1	1	3	0	1	15	14.7
TEXAS A&M*	1/12	*	30	5	9	.556	1	3	.333	3	4	.750	0	0	0	2.1	0	3	1	0	0	14	14.7
at Missouri*	1/16	*	25	3	7	.429	1	3	.333	2	2	1.000	0	2	2	2.1	1	1	2	0	0	9	14.4
at Tennessee*	1/19	*	33	4	10	.400	3	6	.500	1	2	.500	0	2	2	2.1	4	1	4	0	0	12	14.2
OLE MISS*	1/22	*	25	2	8	.250	1	3	.333	2	2	1.000	0	2	2	2.1	0	1	0	1	1	7	13.8
at Baylor	1/26	*	31	6	12	.500	1	4	.250	2	2	1.000	1	4	5	2.2	3	6	3	1	2	15	13.9
MISSISSIPPI STATE*	1/29	*	32	4	9	.444	0	2	.000	1	2	.500	0	3	3	2.3	1	3	5	1	2	9	13.7
at Auburn*	2/2	*	28	4	6	.667	2	3	.667	3	6	.500	0	1	1	2.2	1	1	2	0	2	13	13.6
GEORGIA*	2/6	*	36	10	17	.588	1	4	.250	3	4	.750	0	4	4	2.3	1	7	1	0	2	24	14.1
at Vanderbilt*	2/9	*	34	6	11	.545	2	4	.500	4	4	1.000	0	2	2	2.3	3	4	2	0	0	18	14.3
at Mississippi State*	2/12	*	34	5	12	.417	3	7	.429	4	4	1.000	0	5	5	2.4	2	2	4	0	0	17	14.4
FLORIDA*	2/16	*	32	4	8	.500	2	5	.400	4	8	.500	0	2	2	2.4	2	2	3	0	0	14	14.4
at Texas A&M*	2/19	*	32	2	11	.182	1	7	.143	0	0	.000	0	3	3	2.4	1	4	0	0	1	5	14.0
VANDERBILT*	2/23	*	37	7	13	.538	4	8	.500	1	2	.500	0	1	1	2.3	0	2	1	1	1	19	14.2
at South Carolina*	2/26	*	37	5	13	.385	3	6	.500	4	5	.800	1	4	5	2.4	0	3	3	0	1	17	14.3
LSU*	3/2	*	38	3	16	.188	0	4	.000	1	2	.500	1	3	4	2.5	3	4	3	0	0	7	14.0
AUBURN*	3/5	*	34	4	9	.444	1	3	.333	4	5	.800	1	3	4	2.5	0	3	2	0	1	13	14.0
at Arkansas*	3/9																						
at SEC Tournament	3/14																						


* indicates Southeastern Conference opponent

LEWIS' CAREER STATS

YEAR	GP	GS	MIN	AVG	FG	FGA	PCT	3FG	3FGA	PCT	FT	FTA	PCT	OFF	DEF	TOT	AVG	PF	FO	AST	TO	BLK	STL	PTS	AVG
2018-19	30	30	955	31.8	142	324	.438	50	136	.368	86	109	.789	11	65	76	2.5	54	0	88	64	8	24	420	14.0
TOTAL	30	30	955	31.8	142	324	.438	50	136	.368	86	109	.789	11	65	76	2.5	54	0	88	64	8	24	420	14.0

LEWIS' CAREER SEC STATS

YEAR	GP	GS	MIN	AVG	FG	FGA	PCT	3FG	3FGA	PCT	FT	FTA	PCT	OFF	DEF	TOT	AVG	PF	FO	AST	TO	BLK	STL	PTS	AVG
2018-19	17	17	552	32.5	75	184	.408	28	80	.350	47	62	.758	3	41	44	2.6	22	0	45	40	3	12	225	13.2
TOTAL	17	17	552	32.5	75	184	.408	28	80	.350	47	62	.758	3	41	44	2.6	22	0	45	40	3	12	225	13.2



3 Alex Reese

SOPHOMORE

Forward • 6-9 • 238 • Pelham, Ala.
Pelham HS

CAREER HIGHS

Points	19	vs. Wichita State (11/18/18)
Rebounds	9	2x, last vs. Lipscomb (11/14/17)
Assists	3	2x, last vs. Arizona (12/9/18)
Steals	4	vs. Memphis (11/10/17)
Blocks	2	3x, last vs. OleMiss (1/22/19)
Minutes	30	vs. Memphis (11/10/17)
Field Goals	4	4x, vs. Wichita State (11/18/18)
FG Att.	14	vs. UCF (11/29/18)
3-Point FG	3	vs. Murray State (11/26/18)
3-Point Att.	7	2x, last vs. UCF (11/29/18)
Free Throws	9	vs. Wichita State (11/18/18)
FT Att.	10	vs. Wichita State (11/18/18)

2018-19 SEASON HIGHS

Points	19	vs. Wichita State (11/18/18)
Rebounds	8	vs. Arizona (12/9/18)
Assists	3	vs. Arizona (12/9/18)
Steals	2	3x, last vs. Liberty (12/18/18)
Blocks	2	3x, last vs. OleMiss (1/22/19)
Minutes	28	vs. UCF (11/29/18)
Field Goals	5	2x, last vs. Arizona (12/9/18)
FG Att.	14	vs. UCF (11/29/18)
3-Point FG	3	vs. Murray State (11/26/18)
3-Point Att.	7	vs. UCF (11/29/18)
Free Throws	9	vs. Wichita State (11/18/18)
FT Att.	10	vs. Wichita State (11/18/18)

MISCELLANEOUS STATS

CATEGORY	2018-19	CAREER
Double-digit scoring	4	6
20+ point games		
Double-digit rebounding		
Double-doubles		
Led UA in scoring	1	1
Led UA in rebounding		3
Led UA in three-pointers	3	6
Led UA in assists		
Led UA in steals	4	8
Led UA in blocks	3	3
5+ assist games		
3+ three-pointers	1	1
3+ steal games		1
3+ block games		

CAREER ACCOLADES

- 2018 SEC First Year Academic Honor Roll

2018-19 SEASON HIGHLIGHTS

- Went for a career high of 19 points, going 9-for-10 from the line while adding two rebounds and an assist against Wichita State (11/18)
- Provided an offensive spark off the bench in the win against Arizona (12/9), scoring 15 points while collecting eight rebounds and two assists
- Led the team in points (14) and threes (2), while collecting three rebounds and two assists against UCF (11/29)
- Dropped 12 points at LSU (1/8) to go along with four rebounds and one assist
- Registered a career high of three pointers made (3) while adding nine points and two steals vs. Murray State (11/26)
- Shot 4-of-9 from the floor to total nine points to go along with four rebounds and two steals against Georgia State (12/4)
- Scored eight points in the season opener vs. Southern (11/6), knocking down a pair of threes
- Added seven points, three rebounds, and two steals against Liberty (12/18)
- Grabbed four rebounds to go along with five points and one block against then-No. 13 Kentucky (1/5)
- Accounted for seven points – all coming in the first half – and five rebounds in the win at Missouri (1/16)
- Swatted two shots while adding three points and one rebound against then-No. 20 Ole Miss (1/22)
- Put up seven points and one block at Auburn (2/2)



REESE'S 2018-19 GAME-BY-GAME STATS

Opponent	Date	GS	Min	FG	FGA	Pct	3FG	FGA	Pct	FT	FTA	Pct	Off	Def	Tot	Avg	PF	A	TO	Blk	Stl	Pts	Avg
SOUTHERN	11/6	21	3	5	.600	2	3	.667	0	0	.000	0	1	1	1	1.0	1	1	1	0	0	8	8.0
APPALACHIAN STATE	11/11	13	1	3	.333	0	0	.000	3	4	.750	2	1	3	2.0	2	0	1	0	0	5	6.5	
vs. Northeastern	11/15	9	0	2	.000	0	2	.000	0	0	.000	0	0	0	1.3	2	1	1	0	1	0	4.3	
vs. Ball State	11/16	3	0	1	.000	0	1	.000	0	0	.000	0	1	1	1.3	1	0	0	0	0	0	3.3	
vs. Wichita State	11/18	15	4	7	.571	2	5	.400	9	10	.900	1	1	2	1.4	1	1	1	0	0	19	6.4	
MURRAY STATE	11/26	21	3	9	.333	3	5	.600	0	0	.000	0	0	0	1.2	2	1	1	2	2	9	6.8	
at UCF	11/29	28	5	14	.357	2	7	.286	2	2	1.000	2	1	3	1.4	2	2	1	0	0	14	7.9	
GEORGIA STATE	12/4	15	4	9	.444	0	4	.000	1	2	.500	1	3	4	1.8	0	0	0	0	2	9	8.0	
ARIZONA	12/9	27	5	9	.556	2	3	.667	3	3	1.000	3	5	8	2.4	3	3	3	0	2	15	8.8	
vs. Liberty	12/18	14	1	5	.200	0	2	.000	5	8	.625	0	3	3	2.5	0	0	1	0	2	7	8.6	
PENN STATE	12/21	5	1	1	1.000	0	0	.000	0	0	.000	0	1	1	2.4	0	0	1	1	0	2	8.0	
at Stephen F. Austin	12/30	5	0	1	.000	0	1	.000	0	0	.000	0	0	0	2.2	0	0	1	0	0	0	7.3	
KENTUCKY*	1/5	13	2	6	.333	1	2	.500	0	0	.000	1	3	4	2.3	1	0	1	1	0	5	7.2	
at LSU*	1/8	18	2	5	.400	2	4	.500	6	6	1.000	3	1	4	2.4	1	1	0	0	0	12	7.5	
TEXAS A&M*	1/12	7	2	5	.400	0	0	.000	0	0	.000	1	0	1	2.3	3	1	0	1	0	4	7.3	
at Missouri*	1/16	16	3	7	.429	1	2	.500	0	0	.000	2	3	5	2.5	1	0	1	0	0	7	7.3	
at Tennessee*	1/19	15	0	4	.000	0	2	.000	2	3	.667	0	3	3	2.5	2	0	2	2	0	2	6.9	
OLE MISS*	1/22	11	1	4	.250	1	4	.250	0	0	.000	0	1	1	2.4	1	0	2	2	0	3	6.7	
at Baylor	1/26	9	1	3	.333	0	2	.000	0	0	.000	2	1	3	2.5	0	0	0	0	0	2	6.5	
MISSISSIPPI STATE*	1/29	12	0	0	.000	0	0	.000	1	3	.333	0	2	2	2.5	1	0	0	0	0	1	6.2	
at Auburn*	2/2	11	2	5	.400	1	3	.333	2	2	1.000	1	0	1	2.4	0	0	0	1	0	7	6.2	
GEORGIA*	2/6	6	0	1	.000	0	1	.000	0	0	.000	0	1	1	2.3	1	0	0	1	0	0	6.0	
at Vanderbilt*	2/9																						
at Mississippi State*	2/12	7	1	1	1.000	0	0	.000	0	0	.000	0	1	1	2.3	0	0	1	0	0	2	5.8	
FLORIDA*	2/16	2	0	0	.000	0	0	.000	0	0	.000	0	0	0	2.2	0	0	1	0	0	0	5.5	
at Texas A&M*	2/19																						
VANDERBILT*	2/23																						
at South Carolina*	2/26																						
LSU*	3/2																						
AUBURN*	3/5																						
at Arkansas*	3/9																						
at SEC Tournament	3/14																						


* indicates Southeastern Conference opponent

REESE'S CAREER STATS

YEAR	GP	GS	MIN	AVG	FG	FGA	PCT	3FG	3FGA	PCT	FT	FTA	PCT	OFF	DEF	TOT	AVG	PF	FO	AST	TO	BLK	STL	PTS	AVG
2017-18	32	1	370	11.6	46	118	.390	24	74	.324	11	14	.786	22	67	89	2.8	33	0	9	21	7	15	127	4.0
2018-19	24	0	303	12.6	41	107	.383	17	53	.321	34	43	.791	19	33	52	2.2	25	0	11	20	11	9	133	5.5
TOTAL	56	1	673	12.0	87	225	.387	41	127	.323	45	57	.789	41	100	141	2.5	58	0	20	41	18	24	260	4.6

REESE'S CAREER SEC STATS

YEAR	GP	GS	MIN	AVG	FG	FGA	PCT	3FG	3FGA	PCT	FT	FTA	PCT	OFF	DEF	TOT	AVG	PF	FO	AST	TO	BLK	STL	PTS	AVG
2017-18	16	0	173	10.8	24	64	.375	14	40	.350	7	8	.875	8	34	42	2.6	20	0	2	11	2	7	69	4.3
2018-19	11	0	118	10.7	13	38	.342	6	18	.333	11	14	.786	8	15	23	2.1	11	0	2	8	8	0	43	3.9
TOTAL	27	0	291	10.8	37	102	.363	20	58	.345	18	22	.818	16	49	65	2.4	31	0	4	19	10	7	112	4.1



4 Daniel Giddens

JUNIOR

Forward/Center • 6-11 • 247 • Mableton, Ga.
Oak Hill Academy/ Ohio State

CAREER HIGHS

Points	13	Mississippi State (1/20/18)
Rebounds	9	4x, last vs. Oklahoma (1/27/18)
Assists	1	7x, last vs. Auburn (3/5/19)
Steals	4	at Connecticut (12/12/15)
Blocks	6	UT Arlington (11/20/15)
Minutes	28	Penn State (1/25/16)
Field Goals	5	4x, last vs. Mississippi State (1/20/18)
FG Att.	9	Rhode Island (12/6/17)
3-Point FG		
3-Point Att.	1	2x, last vs. LSU (3/2/19)
Free Throws	3	6x, last vs. Florida (2/27/18)
FT Att.	7	Lipscomb (11/14/17)

2018-19 SEASON HIGHS

Points	6	vs. LSU (1/8/19)
Rebounds	6	vs. Southern (11/6/18)
Assists	1	6x, last vs. Auburn (3/5/19)
Steals		
Blocks	3	Vanderbilt (2/9/19)
Minutes	16	at Vanderbilt (2/9/19)
Field Goals	3	vs. LSU (1/8/19)
FG Att.	5	at Texas A&M (2/19/19)
3-Point FG		
3-Point Att.	1	vs. LSU (3/2/19)
Free Throws	2	2x, last vs. Georgia (2/6/19)
FT Att.	4	vs. Southern (11/6/18)

MISCELLANEOUS STATS

CATEGORY	2018-19	CAREER
Double-digit scoring		7
20+ point games		
Double-digit rebounding		
Double-doubles		
Led UA in scoring		
Led UA in rebounding	2	
Led UA in three-pointers		
Led UA in assists		
Led UA in steals	4	
Led UA in blocks	4	13
5+ assist games		
3+ three-pointers		
3+ steal games		4
3+ block games	1	14

CAREER ACCOLADES

- Saw action in 34 games, making 18 starts last season
- Ranked second on the team in blocked shots per game (1.0)

2018-19 SEASON HIGHLIGHTS

- Provided a spark of energy off the bench adding four points and one block in a season-high 11 minutes against Georgia (2/6)
- Led the team in blocks (1), while adding three points, two rebounds, and one assist at Texas A&M (2/19)
- Scored a pivotal four points to seal the victory at South Carolina (2/26), while also adding two rebounds, one assist, and one block
- Drilled in a season-high six points at LSU (1/8)
- Saw seven minutes of action off the bench vs. Northeastern (11/15)
- Put up four points and five rebounds off the bench against Appalachian State (11/11)
- Added two boards, one assist and block against Auburn (3/5)
- Registered one point, rebound, and block against UCF (11/29)



GIDDENS' 2018-19 GAME-BY-GAME STATS

Opponent	Date	GS	Min	FG	FGA	Pct	3FG	FGA	Pct	FT	FTA	Pct	Off	Def	Tot	Avg	PF	A	TO	Blk	Stl	Pts	Avg
SOUTHERN	11/6	7	0	0	.000	0	0	.000	0	2	4	.500	3	3	6	6.0	4	0	3	0	0	2	2.0
APPALACHIAN STATE	11/11	8	2	4	.500	0	0	.000	0	0	1	.000	4	1	5	5.5	2	0	1	0	0	4	3.0
vs. Northeastern	11/15	7	0	0	.000	0	0	.000	0	0	0	.000	0	0	0	3.7	0	1	2	0	0	0	2.0
vs. Ball State	11/16																						
vs. Wichita State	11/18																						
MURRAY STATE	11/26																						
at UCF	11/29	4	0	3	.000	0	0	.000	0	1	2	.500	1	0	1	3.0	1	1	0	0	0	1	1.8
GEORGIA STATE	12/4																						
ARIZONA	12/9																						
vs. Liberty	12/18																						
PENN STATE	12/21																						
at Stephen F. Austin	12/30																						
KENTUCKY*	1/5	10	3	4	.750	0	0	.000	0	0	0	.000	0	0	0	2.4	3	0	0	0	0	6	2.6
at LSU*	1/8	6	0	0	.000	0	0	.000	0	0	2	.000	1	0	1	2.2	1	0	0	0	0	0	2.2
TEXAS A&M*	1/12	6	0	0	.000	0	0	.000	0	0	2	.000	1	0	1	2.2	1	0	0	0	0	0	2.2
at Missouri*	1/16																						
at Tennessee*	1/19																						
OLE MISS*	1/22																						
at Baylor	1/26																						
MISSISSIPPI STATE*	1/29																						
at Auburn*	2/2																						
GEORGIA*	2/6	11	1	2	.500	0	0	.000	0	2	3	.667	0	1	1	2.0	0	0	0	1	0	4	2.4
at Vanderbilt*	2/9	16	1	3	.333	0	0	.000	0	1	2	.500	0	2	2	2.0	3	1	2	3	0	3	2.5
at Mississippi State*	2/12	6	0	0	.000	0	0	.000	0	0	0	.000	0	0	0	1.8	0	0	0	0	0	0	2.2
FLORIDA*	2/16																						
at Texas A&M*	2/19	12	1	5	.200	0	0	.000	0	1	2	.500	1	1	2	1.8	1	1	0	1	0	3	2.3
VANDERBILT*	2/23	6	0	1	.000	0	0	.000	0	0	0	.000	0	1	1	1.7	2	0	2	0	0	0	2.1
at South Carolina*	2/26	10	2	4	.500	0	0	.000	0	0	0	.000	1	1	2	1.8	3	1	0	1	0	4	2.3
LSU*	3/2	5	0	1	.000	0	1	.000	0	0	2	.000	1	2	3	1.8	1	0	1	0	0	0	2.1
AUBURN*	3/5	7	0	1	.000	0	0	.000	0	0	0	.000	1	1	2	1.9	1	1	1	1	0	0	1.9
at Arkansas*	3/9																						
at SEC Tournament	3/14																						


* indicates Southeastern Conference opponent

GIDDENS' CAREER STATS

YEAR	GP	GS	MIN	AVG	FG	FGA	PCT	3FG	3FGA	PCT	FT	FTA	PCT	OFF	DEF	TOT	AVG	PF	FO	AST	TO	BLK	STL	PTS	AVG
2015-16*	33	7	599	18.2	51	110	.464	0	1	.000	25	57	.439	49	70	119	3.6	108	3	9	33	50	17	127	3.8
2017-18	34	18	451	13.3	58	99	.586	0	0	.000	28	48	.583	28	58	86	2.5	95	2	8	34	35	14	144	4.2
2018-19	48	18	566	11.8	68	127	.535	0	1	.000	35	66	.530	41	71	112	2.3	117	2	14	46	42	14	171	3.6
TOTAL	81	25	1165	14.4	119	237	.502	0	2	.000	60	123	.488	90	141	231	2.9	225	5	23	79	92	31	298	3.7

GIDDENS' CAREER SEC STATS

YEAR	GP	GS	MIN	AVG	FG	FGA	PCT	3FG	3FGA	PCT	FT	FTA	PCT	OFF	DEF	TOT	AVG	PF	FO	AST	TO	BLK	STL	PTS	AVG
2017-18	17	11	237	13.9	26	44	.591	0	0	.000	19	28	.679	13	21	34	2.0	51	1	4	19	13	9	71	4.2
2018-19	10	0	89	8.9	8	21	.381	0	1	.000	4	11	.364	5	9	14	1.4	15	0	4	6	7	0	20	2.0
TOTAL	27	11	326	12.1	34	65	.523	0	1	.000	23	39	.590	18	30	48	1.8	66	1	8	25	20	9	91	3.4



5 Avery Johnson Jr.

GRADUATE

Guard • 5-11 • 187 • Houston, Texas
Plano West HS/Texas A&M

CAREER HIGHS

Points	23	at South Carolina (2/7/17)
Rebounds	6	at South Carolina (2/7/17)
Assists	6	3x, last vs. Mississippi State (3/9/17)
Steals	3	5x, last at Auburn (2/21/18)
Blocks	1	2x, last vs. Auburn (1/17/18)
Minutes	44	at South Carolina (2/7/17)
Field Goals	9	at South Carolina (2/7/17)
FG Att.	21	at South Carolina (2/7/17)
3-Point FG	5	at South Carolina (2/7/17)
3-Point Att.	10	at South Carolina (2/7/17)
Free Throws	5	vs. Clemson (12/18/16)
FT Att.	6	2x, last vs. Clemson (12/18/16)

2018-19 SEASON HIGHS

Points	14	at Missouri (1/16/19)
Rebounds	5	vs. Southern (11/6/18)
Assists	3	vs. Southern (11/6/18)
Steals	1	6x, last vs. Florida (2/16/19)
Blocks		
Minutes	21	vs. Northeastern (11/15/18)
Field Goals	5	at Missouri (1/16/19)
FG Att.	10	at Missouri (1/16/19)
3-Point FG	2	at Missouri (1/16/19)
3-Point Att.	5	at Missouri (1/16/19)
Free Throws	2	2x, last vs. Auburn (3/5/19)
FT Att.	2	2x, last vs. Auburn (3/5/19)

MISCELLANEOUS STATS

CATEGORY	2018-19	CAREER
Double-digit scoring	1	15
20+ point games		1
Double-digit rebounding		
Double-doubles		
Led UA in scoring	1	5
Led UA in rebounding		1
Led UA in three-pointers	1	10
Led UA in assists		8
Led UA in steals	3	17
Led UA in blocks		
5+ assist games		3
3+ three-pointers		2
3+ steal games		5
3+ block games		

CAREER ACCOLADES

- 2018 SEC Academic Honor Roll
- Earned undergraduate degree in May, 2018 and is currently working towards his master's degree with anticipated graduation in May, 2019
- One of four scholarship players on this year's roster who have graduated

2018-19 SEASON HIGHLIGHTS

- Led all players at Missouri (1/16) with a season-high 14 points on 5-of-10 shooting off the bench, including a team-high in three pointers (2)
- Provided a spark of energy off the bench knocking down a three-pointer and going perfect from the line for a game total five points against Florida (2/16)
- Put four points in nine minutes of action against Murray State (11/26)
- Went for two points and two assists at Texas A&M (2/19)
- Registered two points and an assist against UCF (11/29)
- Collected two rebounds and a steal in season-best 21 minutes of action against Northeastern (11/15)
- Added five rebounds and three assists in 19 minutes of action off the bench in the season opener vs. Southern (11/6)
- Scored two points while adding two assists at Stephen F. Austin (12/30)
- Totaled two points and one steal in six minutes of action off the bench against Appalachian State (11/11)
- Knocked down both free-throws to go for two points in six minutes of action against Auburn (3/5)



JOHNSON'S 2018-19 GAME-BY-GAME STATS

Opponent	Date	GS	Min	FG	FGA	Pct	3FG	FGA	Pct	FT	FTA	Pct	Off	Def	Tot	Avg	PF	A	TO	Blk	Stl	Pts	Avg
SOUTHERN	11/6	19	0	3	.000	0	2	.000	1	2	.500	1	4	5	5.0	3	3	0	0	1	1	1.0	
APPALACHIAN STATE	11/11	6	1	3	.333	0	2	.000	0	0	.000	0	0	0	2.5	1	0	0	0	1	2	1.5	
vs. Northeastern	11/15	21	1	4	.250	0	0	.000	0	0	.000	1	1	2	2.3	2	0	0	0	1	2	1.7	
vs. Ball State	11/16	11	0	1	.000	0	0	.000	0	0	.000	0	0	0	1.8	1	2	1	0	0	0	1.3	
vs. Wichita State	11/18	8	0	1	.000	0	0	.000	0	0	.000	0	2	2	1.8	0	1	0	0	0	0	1.0	
MURRAY STATE	11/26	9	2	5	.400	0	3	.000	0	0	.000	0	0	0	1.5	1	1	0	0	0	4	1.5	
at UCF	11/29	8	1	1	1.000	0	0	.000	0	0	.000	0	0	0	1.3	0	1	0	0	0	2	1.6	
GEORGIA STATE	12/4	7	0	1	.000	0	1	.000	0	0	.000	0	0	0	1.2	1	1	1	0	0	0	1.2	
ARIZONA	12/9	14	1	3	.333	0	1	.000	0	0	.000	0	2	2	1.2	1	1	0	0	1	2	1.4	
vs. Liberty	12/18	12	1	2	.500	0	0	.000	0	0	.000	0	1	1	1.2	0	0	0	0	0	2	1.5	
PENN STATE	12/21	7	0	2	.000	0	0	.000	0	0	.000	0	2	2	1.3	0	0	0	0	0	0	1.4	
at Stephen F. Austin	12/30	10	1	4	.250	0	1	.000	0	0	.000	0	0	0	1.5	2	2	2	0	0	2	1.5	
KENTUCKY*	1/5	4	0	1	.000	0	0	.000	0	0	.000	0	1	1	1.2	1	0	0	0	1	0	1.3	
at LSU*	1/8	8	1	1	1.00	0	0	.000	0	0	.000	0	0	0	1.1	1	0	2	0	0	2	1.4	
TEXAS A&M*	1/12	9	1	2	.500	0	1	.000	0	0	.000	0	0	0	1.0	2	1	0	0	0	2	1.4	
at Missouri*	1/16	18	5	10	.500	2	5	.400	2	2	1.000	0	3	3	1.1	1	0	0	0	0	14	2.2	
at Tennessee*	1/19	11	0	0	.000	0	0	.000	0	0	.000	0	1	1	1.1	1	1	0	0	0	0	2.1	
OLE MISS*	1/22	14	0	3	.000	0	2	.000	0	0	.000	0	1	1	1.1	1	0	0	0	0	0	1.9	
at Baylor	1/26	9	0	1	.000	0	0	.000	0	0	.000	0	1	1	1.1	1	1	0	0	0	0	1.8	
MISSISSIPPI STATE*	1/29	8	1	5	.200	0	3	.000	0	0	.000	1	1	2	1.2	0	0	0	0	0	2	1.9	
at Auburn*	2/2	15	0	4	.000	0	0	.000	2	2	1.000	1	0	1	1.1	0	2	0	0	0	2	1.9	
GEORGIA*	2/6	4	0	0	.000	0	0	.000	0	0	.000	0	0	0	1.1	1	0	1	0	0	0	1.8	
at Vanderbilt*	2/9	4	0	3	.000	0	1	.000	0	0	.000	0	0	0	1.0	1	0	0	0	0	0	1.7	
at Mississippi State*	2/12	5	0	0	.000	0	0	.000	0	0	.000	0	0	0	1.0	0	0	1	0	0	0	1.6	
FLORIDA*	2/16	18	1	2	.500	1	1	1.000	2	2	1.000	0	0	0	1.0	0	0	0	0	1	5	1.8	
at Texas A&M*	2/19	8	1	2	.500	0	1	.000	0	0	.000	0	0	0	0.9	0	2	1	0	0	2	1.8	
VANDERBILT*	2/23										DNP												
at South Carolina*	2/26										DNP												
LSU*	3/2	1	0	0	.000	0	0	.000	0	0	.000	0	0	0	0.6	0	0	0	0	0	0	2.1	
AUBURN*	3/5	8	1	2	.500	0	1	.000	0	0	.000	0	0	0	0.9	0	2	1	0	0	2	1.8	
at Arkansas*	3/9																						
at SEC Tournament	3/14																						


* indicates Southeastern Conference opponent

JOHNSON'S CAREER STATS

YEAR	GP	GS	MIN	AVG	FG	FGA	PCT	3FG	3FGA	PCT	FT	FTA	PCT	OFF	DEF	TOT	AVG	PF	FO	AST	TO	BLK	STL	PTS	AVG
2014-15*	13	0	56	4.3	7	20	.350	1	6	.167	3	5	.600	0	3	3	0.2	8	0	1	2	0	0	18	1.4
2016-17	34	6	657	19.3	84	254	.331	33	106	.311	32	42	.762	11	46	57	1.7	58	0	49	36	1	25	233	6.9
2017-18	36	0	501	13.9	51	146	.349	20	67	.299	32	40	.800	12	27	39	1.1	54	1	27	19	1	17	154	4.3
2018-19	28	0	274	9.8	18	65	.277	3	25	.120	9	10	.900	4	21	25	0.9	22	0	19	9	0	6	48	1.7
TOTAL	111	6	1488	13.4	160	485	.330	57	204	.279	76	97	.784	27	97	124	1.1	142	1	96	66	2	48	453	4.1

JOHNSON'S CAREER SEC STATS

YEAR	GP	GS	MIN	AVG	FG	FGA	PCT	3FG	3FGA	PCT	FT	FTA	PCT	OFF	DEF	TOT	AVG	PF	FO	AST	TO	BLK	STL	PTS	AVG
2014-15*	4	0	6	1.5	0	0	.000	0	0	.000	1	2	.500	0	0	0	0.0	2	0	1	0	0	0	1	0.3
2016-17	18	4	358	19.9	43	149	.289	18	63	.286	14	19	.737	7	22	29	1.6	26	0	17	19	0	13	118	6.6
2017-18	18	0	280	15.6	27	80	.338	13	40	.325	19	23	.826	8	17	25	1.4	33	1	16	9	1	8	86	4.8
2018-19	15	0	133	8.9	10	34	.294	3	15	.200	8	8	1.000	2	8	10	0.7	9	0	6	5	0	2	31	2.1
TOTAL	51	4	771	15.1	80	263	.304	34	118	.288	41	50	.820	17	47	64	1.3	68	1	39	33	1	23	235	4.6



10 Herbert Jones

SOPHOMORE

Guard • 6-7 • 206 • Greensboro, Ala.
Hale County HS

CAREER HIGHS

Points	14	Oklahoma (1/27/18)
Rebounds	9	3x, last vs. Southern (11/6/18)
Assists	6	vs. Kentucky (1/5/19)
Steals	5	UCF (12/3/17)
Blocks	3	2x, last vs. Mississippi State (1/29/19)
Minutes	34	2x, last vs. Virginia Tech (3/15/18)
Field Goals	6	Oklahoma (1/27/18)
FG Att.	10	Oklahoma (1/27/18)
3-Point FG	2	2x, last vs. LSU (3/2/19)
3-Point Att.	3	3x, last vs. LSU (3/2/19)
Free Throws	6	vs. Appalachian State (11/11/18)
FT Att.	16	vs. Appalachian State (11/11/18)

2018-19 SEASON HIGHS

Points	13	2x, last vs. Wichita State (11/18/18)
Rebounds	9	vs. Southern (11/6/18)
Assists	6	vs. Kentucky (1/5/19)
Steals	4	vs. Appalachian State (11/11/18)
Blocks	3	2x, last vs. Mississippi State (1/29/19)
Minutes	29	3x, last vs. Georgia State (12/4/18)
Field Goals	6	vs. Ball State (11/16/18)
FG Att.	11	2x, last vs. Wichita State (11/18/18)
3-Point FG	2	2x, last vs. LSU (3/2/19)
3-Point Att.	3	2x, last vs. LSU (3/2/19)
Free Throws	6	vs. Appalachian State (11/11/18)
FT Att.	16	vs. Appalachian State (11/11/18)

MISCELLANEOUS STATS

CATEGORY	2018-19	CAREER
Double-digit scoring	7	8
20+ point games		
Double-digit rebounding		
Double-doubles		
Led UA in scoring		
Led UA in rebounding	3	7
Led UA in three-pointers		
Led UA in assists	9	13
Led UA in steals	10	19
Led UA in blocks	7	10
5+ assist games	3	23
3+ three-pointers		
3+ steal games	4	11
3+ block games	2	2

CAREER ACCOLADES

- 2018 SEC First Year Academic Honor Roll
- Became the fourth player in program history to earn a spot on the Academic All-District team (2019)
- Broke school record for charges taken in a season with 23 as a freshman and now has 40 for his career
- One of 25 collegiate players from around the country who was invited to participate in the Nike Skills Academy
- Joined teammates John Petty and Kira Lewis Jr., making UA one of only three teams in the nation to have multiple players at the prestigious event

2018-19 SEASON HIGHLIGHTS

- Averaging 11.0 points, 4.0 assists, 3.0 rebounds and 2.0 steals over his last two contests
- Leads Alabama in charges (17) and steals (29), ranks second in blocks (18), third in assists (2.0 apg) and fourth in rebounding (3.6 rpg)
- Led the team in rebounds (6) and charges (2) while adding 13 points against Wichita State (11/18)
- Scored 13 points, three rebounds, and three assists vs. Ball State (11/16)
- Provided a strong showing on both ends of the court leading the team in assists (5), steals (2) and blocks (1), while scoring 10 points and pulling down five boards – all on the offensive end – at LSU (1/8)
- Snatched a team-high three steals while scoring 11 points and adding three assists against Auburn (3/5)
- Swatted a team-high three shots, while registering eight points and two assists against then-No. 22 Mississippi State (1/29)
- Led the team in assists (5), blocks (2), and steals (1), while adding 11 points against then-No.13 LSU (3/2)
- Went a perfect 4-of-4 from the field and 2-of-2 from the line to go for 10 points and eight rebounds against then-No. 13 Kentucky (1/5)
- Turned in an outstanding effort on both sides of the court, totaling eight points and nine rebounds in 20 minutes of action vs. Southern (11/6)
- Registered a career and team-high in free throws (6), assists (4), and steals (4), while also collecting 10 points and four rebounds against Appalachian State (11/11)
- Played a strong defensive role in the victory at South Carolina (2/26) while Adding three points, four rebounds, three assists, and one block off the bench
- Held then-No. 20 Ole Miss (1/22) to lowest scoring game of the season while leading the team in assists (2) and steals (2) to go for eight points and eight rebounds



JONES' 2018-19 GAME-BY-GAME STATS

Opponent	Date	GS	Min	FG	FGA	Pct	3FG	FGA	Pct	FT	FTA	Pct	Off	Def	Tot	Avg	PF	A	TO	Blk	Stl	Pts	Avg
SOUTHERN	11/6	*	20	2	4	.500	0	1	.000	4	4	1.000	2	7	9	9.0	3	1	3	1	1	8	8.0
APPALACHIAN STATE	11/11	*	26	2	11	.182	0	1	.000	6	16	.375	3	1	4	6.5	4	4	1	1	4	10	9.0
vs. Northeastern	11/15	*	23	2	6	.333	0	1	.000	4	5	.800	1	2	3	5.3	1	0	1	0	0	8	8.7
Ball State	11/16	*	22	6	10	.600	1	2	.500	0	1	.000	0	3	3	4.8	5	3	0	0	0	13	9.8
vs. Wichita State	11/18	*	29	5	11	.455	2	3	.667	1	2	.500	1	5	6	5.0	5	1	4	0	0	13	10.4
MURRAY STATE	11/26	*	29	3	5	.600	0	0	.000	1	2	.500	2	6	8	5.5	3	4	5	1	2	7	9.8
at UCF	11/29	*	28	3	9	.333	0	1	.000	1	2	.500	2	4	6	5.6	3	1	3	0	0	7	9.4
GEORGIA STATE	12/4	*	29	0	6	.000	0	0	.000	1	6	.167	3	2	5	5.5	4	2	0	1	0	1	8.4
ARIZONA	12/9	*	21	0	1	.000	0	1	.000	0	4	.000	1	0	1	5.0	1	1	3	2	0	0	7.4
vs. Liberty	12/18	*	23	3	4	.750	0	0	.000	2	4	.500	0	3	3	4.8	2	2	1	1	3	8	7.5
PENN STATE	12/21	*	28	3	7	.429	0	0	.000	2	4	.500	0	4	4	4.7	2	2	1	3	3	8	7.5
at Stephen F. Austin	12/30	*	14	1	3	.333	0	1	.000	3	4	.750	1	1	2	4.5	4	1	3	0	1	5	7.3
KENTUCKY*	1/5	*	23	4	4	1.000	0	0	.000	2	2	1.000	1	7	8	4.8	4	6	0	0	0	10	7.5
at LSU*	1/8	*	23	5	10	.500	0	0	.000	0	2	.000	5	0	5	4.8	4	5	1	1	2	10	7.7
TEXAS A&M*	1/12	*	11	0	2	.000	0	0	.000	1	2	.500	1	1	2	4.6	5	1	2	0	0	1	7.3
at Missouri*	1/16	*	18	2	3	.667	0	0	.000	0	0	.000	0	1	1	4.4	4	2	1	0	0	4	7.1
at Tennessee*	1/19	*	20	1	5	.200	0	2	.000	0	2	.000	1	3	4	4.4	3	2	4	1	0	2	6.8
OLE MISS*	1/22	*	27	2	7	.286	0	0	.000	4	6	.667	3	5	8	4.6	0	2	2	0	2	8	6.8
at Baylor	1/26	*	15	0	2	.000	0	0	.000	0	0	.000	0	3	3	4.5	5	3	1	0	0	0	6.5
MISSISSIPPI STATE*	1/29	*	18	3	5	.600	0	0	.000	2	5	.400	0	2	2	4.4	4	2	0	3	0	8	6.6
at Auburn*	2/2	*	19	1	3	.333	0	0	.000	0	0	.000	0	0	0	4.1	3	0	4	0	1	2	6.3
GEORGIA*	2/6	*	22	1	3	.333	0	0	.000	4	6	.667	1	2	3	4.1	1	0	1	0	0	6	6.3
at Vanderbilt*	2/9	*	26	4	6	.667	0	0	.000	1	2	.500	3	1	4	4.1	3	0	2	0	1	9	6.4
at Mississippi State*	2/12	*	19	1	4	.250	0	0	.000	2	2	1.000	0	1	1	4.0	2	3	2	0	2	4	6.3
FLORIDA*	2/16	*	12	1	1	1.000	0	0	.000	1	2	.500	0	0	0	3.8	0	1	1	0	0	3	6.2
at Texas A&M*	2/19		12	2	2	1.000	0	0	.000	0	0	.000	0	1	1	3.7	1	2	2	0	1	4	6.1
VANDERBILT*	2/23		13	2	8	.250	0	0	.000	1	3	.333	1	2	3	3.7	1	0	1	0	2	5	6.1
at South Carolina*	2/26		24	1	2	.500	0	0	.000	1	2	.500	0	4	4	3.7	4	3	2	1	0	3	6.0
LSU*	3/2		25	4	10	.400	2	3	.667	1	2	.500	1	2	3	3.7	3	5	1	2	1	11	6.1
AUBURN*	3/5		25	5	8	.625	0	0	.000	1	2	.500	0	3	3	3.6	4	3	4	0	3	11	6.3
at Arkansas*	3/9																						
at SEC Tournament	3/14																						

* indicates Southeastern Conference opponent

JONES' CAREER STATS

YEAR	GP	GS	MIN	AVG	FG	FGA	PCT	3FG	3FGA	PCT	FT	FTA	PCT	OFF	DEF	TOT	AVG	PF	FO	AST	TO	BLK	STL	PTS	AVG
2017-18	35	13	741	21.2	58	142	.408	7	26	.269	24	48	.500	29	92	121	3.5	94	4	48	56	22	44	147	4.2
2018-19	30	25	644	21.5	69	162	.426	5	16	.313	46	94	.489	33	76	109	3.6	88	4	62	56	18	29	189	6.3
TOTAL	65	38	1385	21.3	127	304	.418	12	42	.286	70	142	.493	62	168	230	3.5	182	8	110	112	40	73	336	5.2

JONES' CAREER SEC STATS

YEAR	GP	GS	MIN	AVG	FG	FGA	PCT	3FG	3FGA	PCT	FT	FTA	PCT	OFF	DEF	TOT	AVG	PF	FO	AST	TO	BLK	STL	PTS	AVG
2017-18	17	7	362	21.3	29	78	.372	4	18	.222	4	11	.364	20	44	64	3.8	40	2	19	22	14	19	66	3.9
2018-19	17	12	337	19.8	39	83	.470	2	5	.400	21	40	.525	17	35	52	3.1	46	1	37	30	8	15	101	5.9
TOTAL	34	19	699	20.6	68	161	.422	6	23	.261	25	51	.490	37	79	116	3.4	86	3	56	52	22	34	167	4.9



12 Dazon Ingram

JUNIOR

Guard • 6-5 • 210 • Theodore, Ala.
Theodore HS

CAREER HIGHS

Points	22	2x, last vs. Louisiana Tech (11/29/17)
Rebounds	14	Rhode Island (12/6/17)
Assists	7	2x, last at LSU (1/14/17)
Steals	5	Auburn (2/4/17)
Blocks	3	at Vanderbilt (1/2/18)
Minutes	37	2x, last vs. Rhode Island (12/6/17)
Field Goals	9	Ole Miss (3/1/17)
FG Att.	12	5x, last vs. Texas A&M (3/8/18)
3-Point FG	3	3x, last at Vanderbilt (2/9/19)
3-Point Att.	6	Texas A&M (12/30/17)
Free Throws	13	Louisiana Tech (11/29/17)
FT Att.	17	Louisiana Tech (11/29/17)

2018-19 SEASON HIGHS

Points	17	Georgia State (12/4/18)
Rebounds	10	vs. Vanderbilt (2/24/19)
Assists	6	vs. Vanderbilt (2/24/19)
Steals	3	vs. Georgia (2/6/19)
Blocks	1	3x, last at Vanderbilt (2/9/19)
Minutes	35	vs. Vanderbilt (2/24/19)
Field Goals	5	3x, last vs. Vanderbilt (2/24/19)
FG Att.	9	vs. Ole Miss (1/22/19)
3-Point FG	3	at Vanderbilt (2/9/19)
3-Point Att.	4	vs. Texas A&M (1/12/19)
Free Throws	7	vs. Murray State (11/26/18)
FT Att.	8	2x, last vs. Georgia State (12/4/18)

MISCELLANEOUS STATS

CATEGORY	2018-19	CAREER
Double-digit scoring	7	44
20+ point games		3
Double-digit rebounding	1	5
Double-doubles	1	5
Led UA in scoring		10
Led UA in rebounding		12
Led UA in three-pointers		8
Led UA in assists	11	43
Led UA in steals	5	26
Led UA in blocks	2	10
5+ assist games	4	19
3+ three-pointers	1	3
3+ steal games	1	6
3+ block games		1

CAREER ACCOLADES

- Has played in 105 career contests, making 93 career starts which leads all Alabama players
- Graduated in Dec., 2017, and is currently working towards his master's degree
- One of four scholarship players on this year's roster who have graduated

2018-19 SEASON HIGHLIGHTS

- Ranks second on the team in assists (2.4 apg), fourth in rebounding (3.8) and fifth in scoring (7.0)
- Among current players in the SEC, Ingram ranks fifth in career assists (301) and 13th in scoring (964)
- Tops team in three-point shooting, knocking down 40.5 percent of his shots from beyond the arc (15-of-37)
- Needs 36 points to become the 50th player in program history to reach 1,000 points
- Scored a season high of 17 points while adding eight rebounds and two assists against Georgia State (12/4)
- Finished with 13 points and 10 rebounds for first double-double of the season, while leading the team in assists against Vanderbilt (2/23)
- Registered 11 points while leading the team in blocks (1) and steals (3) against Georgia (2/6)
- Dropped 12 points, three rebounds, and two assists at Mississippi State (2/12)
- Finished with 11 points, four rebounds, and four assists against then-No. 13 Kentucky (1/5)
- Provided a spark off the bench at Missouri (1/16) with nine points, three assists, and one steal
- Went 5-of-6 from the field to score 11 points and added five assists vs. Ball State (11/16)
- Collected eight points and eight rebounds at Stephen F. Austin (12/30) while adding three assists and one block
- Led the team in steals (2) while adding seven points and two rebounds against then-No. 22 Mississippi State (1/29)
- Added six points, four rebounds, and four assists against Penn State (12/21)
- Led the team in assists (4) and steals (2) while snatching six rebounds and scoring five points against UCF (11/29)
- Registered two points, three rebounds, and two assists in 16 minutes of action, before leaving the game early due to injury at South Carolina (2/26)



INGRAM'S 2018-19 GAME-BY-GAME STATS

Opponent	Date	GS	Min	FG	FGA	Pct	3FG	FGA	Pct	FT	FTA	Pct	Off	Def	Tot	Avg	PF	A	TO	Blk	Stl	Pts	Avg
SOUTHERN	11/6																						
DNP - INJURED																							
APPALACHIAN STATE	11/11		21	1	6	.167	0	0	.000	6	6	1.000	6	2	8	8.0	5	0	2	1	2	8	8.0
vs. Northeastern	11/15		26	3	5	.600	0	0	.000	3	4	.750	2	3	5	6.5	4	2	0	0	0	9	8.5
vs. Ball State	11/16		26	5	6	.833	0	0	.000	1	3	.333	0	2	2	5.0	3	5	1	0	1	11	9.3
vs. Wichita State	11/18		25	2	3	.667	0	0	.000	4	4	1.000	1	3	4	4.8	4	5	2	0	0	8	9.0
MURRAY STATE	11/26		29	1	2	.500	0	0	.000	7	8	.875	0	4	4	4.6	3	2	6	0	0	9	9.0
at UCF	11/29		18	1	1	1.000	0	0	.000	3	4	.750	0	6	6	4.8	5	4	1	1	2	5	8.3
GEORGIA STATE	12/4		28	5	6	.833	2	2	1.000	5	8	.625	1	7	8	5.3	2	2	2	0	0	17	9.6
ARIZONA	12/9	*	12	1	2	.500	0	0	.000	0	0	.000	0	2	2	4.9	1	0	1	0	0	2	8.6
vs. Liberty	12/18		15	2	3	.667	2	3	.667	1	2	.500	0	2	2	4.6	5	1	4	0	0	7	8.4
PENN STATE	12/21		24	3	6	.500	0	0	.000	0	2	.000	0	4	4	4.5	2	4	2	0	0	6	8.2
at Stephen F. Austin	12/30		22	2	5	.400	1	2	.500	3	6	.500	2	6	8	4.8	3	3	3	0	0	8	8.2
KENTUCKY*	1/5	*	30	2	7	.286	1	2	.500	6	6	1.000	1	3	4	4.8	2	4	5	0	0	11	8.4
at LSU*	1/8	*	12	1	4	.250	0	2	.000	0	1	.000	0	2	2	4.5	2	3	2	0	0	2	7.9
TEXAS A&M*	1/12	*	27	1	6	.167	1	4	.250	3	4	.750	1	3	4	4.5	4	3	1	0	0	6	7.8
at Missouri*	1/16	*	25	2	4	.500	1	2	.500	4	4	1.000	0	2	2	4.3	3	3	0	0	1	9	7.9
at Tennessee*	1/19	*	27	1	3	.333	0	1	.000	1	4	.250	1	3	4	4.3	3	5	1	0	0	3	7.6
OLE MISS*	1/22	*	17	4	9	.444	1	3	.333	0	0	.000	2	3	5	4.4	3	1	2	0	1	9	7.6
at Baylor	1/26	*	26	2	2	1.000	0	0	.000	1	2	.500	0	3	3	4.3	1	2	2	0	1	5	7.5
MISSISSIPPI STATE*	1/29	*	24	2	4	.500	0	0	.000	3	4	.750	0	2	2	4.2	3	1	1	0	2	7	7.5
at Auburn*	2/2	*	21	1	5	.200	1	2	.500	0	0	.000	2	0	2	4.1	2	4	4	0	0	3	7.3
GEORGIA*	2/6	*	24	3	5	.600	1	2	.500	4	4	1.000	1	2	3	4.0	2	3	3	1	3	11	7.4
at Vanderbilt*	2/9	*	25	3	5	.600	3	3	1.000	3	4	.750	0	4	4	4.0	2	1	3	0	1	12	7.6
at Mississippi State*	2/12	*	28	4	6	.667	0	1	.000	4	4	1.000	3	0	3	4.0	4	2	3	0	0	12	7.8
FLORIDA*	2/16	*	21	1	5	.200	0	2	.000	0	2	.000	0	1	1	3.8	4	2	1	0	1	2	7.6
at Texas A&M*	2/19	*	35	5	8	.625	0	1	.000	3	6	.500	1	9	10	4.1	2	6	1	0	1	13	7.7
VANDERBILT*	2/23	*	16	1	4	.250	0	0	.000	0	0	.000	1	2	3	4.0	0	2	2	0	0	2	7.5
at South Carolina*	2/26	*	12	0	4	.000	0	2	.000	1	2	.500	0	1	1	3.9	3	0	2	0	0	1	7.3
LSU*	3/2	*	11	2	3	.667	0	0	.000	1	2	.500	0	1	1	3.8	1	1	1	0	0	5	7.2
AUBURN*	3/5																						
at Arkansas*	3/9																						
at SEC Tournament	3/14																						
* indicates Southeastern Conference opponent																							

* indicates Southeastern Conference opponent

INGRAM'S CAREER STATS

YEAR	GP	GS	MIN	AVG	FG	FGA	PCT	3FG	3FGA	PCT	FT	FTA	PCT	OFF	DEF	TOT	AVG	PF	FO	AST	TO	BLK	STL	PTS	AVG
2015-16	7	7	179	25.6	20	37	.541	1	2	.500	13	22	.591	6	35	41	5.9	24	2	23	24	3	8	54	7.7
2016-17	34	34	934	27.5	118	227	.520	21	49	.429	103	156	.660	35	117	152	4.5	89	4	113	85	8	30	360	10.6
2017-18	35	33	92	28.8	100	235	.426	19	67	.284	122	177	.689	33	167	200	5.7	93	3	92	79	12	30	341	9.7
2018-19	29	19	654	22.6	63	135	.467	15	37	.405	68	98	.694	25	86	111	3.8	80	3	73	61	3	16	209	7.2
TOTAL	105	93	2774	26.4	301	634	.475	56	155	.361	306	453	.675	99	405	504	4.8	286	12	301	249	26	84	964	9.2

INGRAM'S CAREER SEC STATS

YEAR	GP	GS	MIN	AVG	FG	FGA	PCT	3FG	3FGA	PCT	FT	FTA	PCT	OFF	DEF	TOT	AVG	PF	FO	AST	TO	BLK	STL	PTS	AVG
2015-16																									
2016-17	18	18	497	27.6	58	118	.492	13	26	.500	63	97	.649	17	63	80	4.4	50	3	55	55	4	16	192	10.7
2017-18	17	16	469	27.6	46	102	.451	11	38	.289	55	73	.753	11	71	82	4.8	43	1	38	36	7	16	158	9.3
2018-19	17	17	382	22.5	35	88	.398	10	30	.333	34	49	.694	13	42	55	3.2	42	0	43	35	1	10	114	6.7
TOTAL	52	51	1348	25.9	139	308	.451	34	94	.362	152	219	.694	41	176	217	4.2	135	4	136	126	12	42	464	8.9



13 Javian Davis-Fleming

FRESHMAN

Forward • 6-9 • 268 • Canton, Miss.
Canton HS

CAREER HIGHS

Points	
Rebounds	
Assists	
Steals	
Blocks	
Minutes	
Field Goals	
FG Att.	
3-Point FG	
3-Point Att.	
Free Throws	
FT Att.	

2018-19 SEASON HIGHS

Points	
Rebounds	
Assists	
Steals	
Blocks	
Minutes	
Field Goals	
FG Att.	
3-Point FG	
3-Point Att.	
Free Throws	
FT Att.	

MISCELLANEOUS STATS

CATEGORY	2018-19	CAREER
Double-digit scoring		
20+ point games		
Double-digit rebounding		
Double-doubles		
Led UA in scoring		
Led UA in rebounding		
Led UA in three-pointers		
Led UA in assists		
Led UA in steals		
Led UA in blocks		
5+ assist games		
3+ three-pointers		
3+ steal games		
3+ block games		

CAREER ACCOLADES

- Sidelined after suffering a knee injury during practice which caused him to miss the first nine games of the season

2018-19 SEASON HIGHLIGHTS

- Has not seen any game action during the season



DAVIS-FLEMING'S 2018-19 GAME-BY-GAME STATS

Opponent	Date	GS	Min	FG	FGA	Pct	3FG	FGA	Pct	FT	FTA	Pct	Off	Def	Tot	Avg	PF	A	TO	Blk	Stl	Pts	Avg
SOUTHERN	11/6																						
APPALACHIAN STATE	11/11																						
vs. Northeastern	11/15																						
vs. Ball State	11/16																						
vs. Wichita State	11/18																						
MURRAY STATE	11/26																						
at UCF	11/29																						
GEORGIA STATE	12/4																						
ARIZONA	12/9																						
vs. Liberty	12/18																						
PENN STATE	12/21																						
at Stephen F. Austin	12/30																						
KENTUCKY*	1/5																						
at LSU*	1/8																						
TEXAS A&M*	1/12																						
at Missouri*	1/16																						
at Tennessee*	1/19																						
OLE MISS*	1/22																						
at Baylor	1/26																						
MISSISSIPPI STATE*	1/29																						
at Auburn*	2/2																						
GEORGIA*	2/6																						
at Vanderbilt*	2/9																						
at Mississippi State*	2/12																						
FLORIDA*	2/16																						
at Texas A&M*	2/19																						
VANDERBILT*	2/23																						
at South Carolina*	2/26																						
LSU*	3/2																						
AUBURN*	3/5																						
at Arkansas*	3/9																						
at SEC Tournament	3/14																						


* indicates Southeastern Conference opponent

DAVIS-FLEMING'S CAREER STATS

YEAR	GP	GS	MIN	AVG	FG	FGA	PCT	3FG	3FGA	PCT	FT	FTA	PCT	OFF	DEF	TOT	AVG	PF	FO	AST	TO	BLK	STL	PTS	AVG
2018-19																									
TOTAL																									

DAVIS-FLEMING'S CAREER SEC STATS

YEAR	GP	GS	MIN	AVG	FG	FGA	PCT	3FG	3FGA	PCT	FT	FTA	PCT	OFF	DEF	TOT	AVG	PF	FO	AST	TO	BLK	STL	PTS	AVG
2018-19																									
TOTAL																									



15 Tyler Barnes

SOPHOMORE

Forward • 6-8 • 205 • Louisville, Ky.
St. Xavier HS

CAREER HIGHS

Points		
Rebounds		
Assists		
Steals	1	vs. Villanova (3/17/18)
Blocks	1	vs. Ole Miss (1/22/19)
Minutes	3	vs. Villanova (3/17/18)
Field Goals		
FG Att.	1	3x, last vs. Ole Miss (1/22/19)
3-Point FG		
3-Point Att.	1	vs. Texas A&M (12/30/17)
Free Throws		
FT Att.		

2018-19 SEASON HIGHS

Points		
Rebounds		
Assists		
Steals		
Blocks	1	vs. Ole Miss (1/22/19)
Minutes	1	2x, last vs. Ole Miss (1/22/19)
Field Goals		
FG Att.	1	3x, last vs. Ole Miss (1/22/19)
3-Point FG		
3-Point Att.		
Free Throws		
FT Att.		

MISCELLANEOUS STATS

CATEGORY	2018-19	CAREER
Double-digit scoring		
20+ point games		
Double-digit rebounding		
Double-doubles		
Led UA in scoring		
Led UA in rebounding		
Led UA in three-pointers		
Led UA in assists		
Led UA in steals		
Led UA in blocks		
5+ assist games		
3+ three-pointers		
3+ steal games		
3+ block games		

CAREER ACCOLADES

- 2018 SEC First Year Academic Honor Roll
- Has played in seven career contests

2018-19 SEASON HIGHLIGHTS

- Recorded first career block in his first SEC action of the season against then-No. 20 Ole Miss
- Registered one minute of action vs. Ball State (11/16)
- Checked into the game and saw action vs. Southern (11/6)



BARNES' 2018-19 GAME-BY-GAME STATS

Opponent	Date	GS	Min	FG	FGA	Pct	3FG	FGA	Pct	FT	FTA	Pct	Off	Def	Tot	Avg	PF	A	TO	Blk	Stl	Pts	Avg
SOUTHERN	11/6	1		0-1	0-0	.000	0-0	0-0	.000	0-0	0-0	.000	0	0	0	0.0	0	0	0	0	0	0	0.0
APPALACHIAN STATE	11/11																						
vs. Northeastern	11/15																						
vs. Ball State	11/16	1		0	0	.000	0	0	.000	0	0	.000	0	0	0	0.0	0	0	0	0	0	0	0.0
vs. Wichita State	11/18																						
MURRAY STATE	11/26																						
at UCF	11/29																						
GEORGIA STATE	12/4																						
ARIZONA	12/9																						
vs. Liberty	12/18																						
PENN STATE	12/21																						
at Stephen F. Austin	12/30																						
KENTUCKY*	1/5																						
at LSU*	1/8																						
TEXAS A&M*	1/12																						
at Missouri*	1/16																						
at Tennessee*	1/19																						
OLE MISS*	1/22	1		0	1	.000	0	0	.000	0	0	.000	0	0	0	0.0	0	0	0	1	0	0	0.0
at Baylor	1/26																						
MISSISSIPPI STATE*	1/29																						
at Auburn*	2/2																						
GEORGIA*	2/6																						
at Vanderbilt*	2/9																						
at Mississippi State*	2/12																						
FLORIDA*	2/16																						
at Texas A&M*	2/19																						
VANDERBILT*	2/23																						
at South Carolina*	2/26																						
LSU*	3/2																						
AUBURN*	3/5																						
at Arkansas*	3/9																						
at SEC Tournament	3/14																						

* indicates Southeastern Conference opponent

BARNES' CAREER STATS

YEAR	GP	GS	MIN	AVG	FG	FGA	PCT	3FG	3FGA	PCT	FT	FTA	PCT	OFF	DEF	TOT	AVG	PF	FO	AST	TO	BLK	STL	PTS	AVG
2017-18	4	0	7	1.8	0	1	.000	0	1	.000	0	2	.000	0	0	0	0	0	0	0	0	0	1	0	0.0
2018-19	3	0	3	1.0	0	2	.000	0	0	.000	0	0	.000	0	0	0	0.0	0	0	0	0	1	0	0	0.0
TOTAL	7	0	10	1.4	0	3	.000	0	1	.000	0	2	.000	0	0	0	0.0	0	0	0	0	1	1	0	0.0

BARNES' CAREER SEC STATS

YEAR	GP	GS	MIN	AVG	FG	FGA	PCT	3FG	3FGA	PCT	FT	FTA	PCT	OFF	DEF	TOT	AVG	PF	FO	AST	TO	BLK	STL	PTS	AVG
2017-18	3	0	4	1.3	0	1	.000	0	1	.000	0	2	.000	0	0	0	0	0	0	0	0	0	0	0	0.0
2018-19	1	0	1	1.0	0	1	.000	0	0	.000	0	0	.000	0	0	0	0.0	0	0	0	0	1	0	0	0.0
TOTAL	4	0	5	1.3	0	2	.000	0	1	.000	0	2	.000	0	0	0	0.0	0	0	0	0	1	0	0	0.0


21 Britton Johnson
FRESHMAN

Guard • 6-4 • 182 • Mountain Brook, Ala.
Mountain Brook HS

CAREER HIGHS

Points		
Rebounds	1	vs. Ole Miss (1/22/19)
Assists		
Steals		
Blocks	1	vs. Ole Miss (1/22/19)
Minutes	1	3x, last vs. Ole Miss (1/22/19)
Field Goals		
FG Att.		
3-Point FG		
3-Point Att.		
Free Throws		
FT Att.		

2018-19 SEASON HIGHS

Points		
Rebounds	1	vs. Ole Miss (1/22/19)
Assists		
Steals		
Blocks	1	vs. Ole Miss (1/22/19)
Minutes	1	3x, last vs. Ole Miss (1/22/19)
Field Goals		
FG Att.		
3-Point FG		
3-Point Att.		
Free Throws		
FT Att.		

MISCELLANEOUS STATS

CATEGORY	2018-19	CAREER
Double-digit scoring		
20+ point games		
Double-digit rebounding		
Double-doubles		
Led UA in scoring		
Led UA in rebounding		
Led UA in three-pointers		
Led UA in assists		
Led UA in steals		
Led UA in blocks		
5+ assist games		
3+ three-pointers		
3+ steal games		
3+ block games		

CAREER ACCOLADES
2018-19 SEASON HIGHLIGHTS

- Saw first SEC action of his career with one minute against then-No. 20 Ole Miss (1/22), recording one block
- Registered one minute of action vs. Ball State (11/16)
- Made his collegiate debut and saw one minute of action vs. Southern (11/6)
- Checked into the Georgia game (2/6) for the final minute


JOHNSON'S 2018-19 GAME-BY-GAME STATS

Opponent	Date	GS	Min	FG	FGA	Pct	3FG	FGA	Pct	FT	FTA	Pct	Off	Def	Tot	Avg	PF	A	TO	Blk	Stl	Pts	Avg
SOUTHERN	11/6		1	0	0	.000	0	0	.000	0	0	.000	0	0	0	0.0	0	0	0	0	0	0	0.0
APPALACHIAN STATE	11/11												DNP										
vs. Northeastern	11/15												DNP										
vs. Ball State	11/16	1		0	0	.000	0	0	.000	0	0	.000	0	0	0	0.0	0	0	0	0	0	0	0.0
vs. Wichita State	11/18												DNP										
MURRAY STATE	11/26												DNP										
at UCF	11/29												DNP										
GEORGIA STATE	12/4												DNP										
ARIZONA	12/9												DNP										
vs. Liberty	12/18												DNP										
PENN STATE	12/21												DNP										
at Stephen F. Austin	12/30												DNP										
KENTUCKY*	1/5												DNP										
at LSU*	1/8												DNP										
TEXAS A&M*	1/12												DNP										
at Missouri*	1/16												DNP										
at Tennessee*	1/19												DNP										
OLE MISS*	1/22	1		0	0	.000	0	0	.000	0	0	.000	0	1	1	0.3	0	0	0	1	0	0	0.0
MISSISSIPPI STATE*	1/26												DNP										
MISSISSIPPI STATE*	1/29												DNP										
at Auburn*	2/2												DNP										
GEORGIA*	2/6	1		0	0	.000	0	0	.000	0	0	.000	0	0	0	0.3	0	0	0	0	0	0	0.0
at Vanderbilt*	2/9												DNP										
at Mississippi State*	2/12	0		0	0	.000	0	0	.000	0	0	.000	0	0	0	0.2	0	0	0	0	0	0	0.0
FLORIDA*	2/16												DNP										
at Texas A&M*	2/19												DNP										
VANDERBILT*	2/23												DNP										
at South Carolina*	2/26												DNP										
LSU*	3/2												DNP										
AUBURN*	3/5												DNP										
at Arkansas*	3/9												DNP										
at SEC Tournament	3/14																						

* indicates Southeastern Conference opponent

JOHNSON'S CAREER STATS

YEAR	GP	GS	MIN	AVG	FG	FGA	PCT	3FG	3FGA	PCT	FT	FTA	PCT	OFF	DEF	TOT	AVG	PF	FO	AST	TO	BLK	STL	PTS	AVG
2018-19	5	0	3	0.6	0	0	.000	0	0	.000	0	0	.000	0	1	1	0.2	0	0	0	0	1	0	0	0.0
TOTAL	5	0	3	0.6	0	0	.000	0	0	.000	0	0	.000	0	1	1	0.2	0	0	0	0	1	0	0	0.0

JOHNSON'S CAREER SEC STATS

YEAR	GP	GS	MIN	AVG	FG	FGA	PCT	3FG	3FGA	PCT	FT	FTA	PCT	OFF	DEF	TOT	AVG	PF	FO	AST	TO	BLK	STL	PTS	AVG
2018-19	3	0	1	0.3	0	0	.000	0	0	.000	0	0	.000	0	1	1	0.3	0	0	0	0	1	0	0	0.0
TOTAL	3	0	1	0.3	0	0	.000	0	0	.000	0	0	.000	0	1	1	0.3	0	0	0	0	1	0	0	0.0



23 John Petty

SOPHOMORE

Guard • 6-5 • 197 • Huntsville, Ala.
Mae Jemison HS

CAREER HIGHS

Points	30	2x, last at Tennessee (1/19/19)
Rebounds	10	at South Carolina (2/27/19)
Assists	7	vs. Ball State (11/16/18)
Steals	2	7x, last at Vanderbilt (2/9/19)
Blocks	2	4x, last vs. Texas A&M (1/12/19)
Minutes	38	vs. LSU (3/2/19)
Field Goals	11	at Tennessee (1/19/19)
FG Att.	18	at Tennessee (1/19/19)
3-Point FG	10	Alabama A&M (11/17/17)
3-Point Att.	13	2x, last vs. Auburn (1/17/18)
Free Throws	7	vs. Appalachian State (11/11/18)
FT Att.	10	vs. Appalachian State (11/11/18)

2018-19 SEASON HIGHS

Points	30	at Tennessee (1/19/19)
Rebounds	10	at South Carolina (2/27/19)
Assists	7	vs. Ball State (11/16/18)
Steals	2	6x, last at Vanderbilt (2/9/19)
Blocks	2	2x, last vs. Texas A&M (1/12/19)
Minutes	38	vs. LSU (3/2/19)
Field Goals	11	at Tennessee (1/19/19)
FG Att.	18	at Tennessee (1/19/19)
3-Point FG	6	2x, last at Tennessee (1/19/19)
3-Point Att.	11	vs. Texas A&M (1/12/19)
Free Throws	7	vs. Appalachian State (11/11/18)
FT Att.	10	vs. Appalachian State (11/11/18)

MISCELLANEOUS STATS

CATEGORY	2018-19	CAREER
Double-digit scoring	14	31
20+ point games	3	6
Double-digit rebounding	1	1
Double-doubles		
Led UA in scoring	6	12
Led UA in rebounding	4	5
Led UA in three-pointers	12	35
Led UA in assists	5	11
Led UA in steals	3	6
Led UA in blocks	3	4
5+ assist games		
3+ three-pointers	7	22
3+ steal games		
3+ block games		

CAREER ACCOLADES

- A two-time SEC Freshman of the Week (Nov. 20, 2017 and Jan. 1, 2018)
- Set a school record by knocking down 10 three-pointers to total a team-high 30 points against Alabama A&M (11/17)
- Set a freshman school records with 90 made threes and 242 threes attempted
- One of 25 collegiate players from around the country invited to participate in the Nike Skills Academy
- Joined teammates Herbert Jones and Kira Lewis Jr., making UA one of only three teams in the nation to have multiple players at the prestigious event

2018-19 SEASON HIGHLIGHTS

- Leads team in threes made (53) and attempted (154), ranks third in scoring average (10.7 ppg) and is fourth in three-point shooting percentage (.344)
- Matched career-high 30 points going 11-of-18 from the field and 6-of-10 from beyond the arc against then-No. 3 Tennessee (1/19)
- Went 6-of-11 from beyond the arc and 7-of-12 from the field to register 22 points to go along with four rebounds and two blocks against Texas A&M (1/12)
- Finished with 16 points playing in front of his hometown crowd in Huntsville, Ala., for the Rocket City Classic vs. Liberty (12/18)
- Went for 13 points, knocking down 3-of-6 shots from three-point range, while also adding five rebounds and two assists against Wichita State (11/18)
- Knocked down 5-of-9 three pointers to go for a team-high 23 points, while grabbing four rebounds and adding two assists against then-No.13 LSU (3/2)
- Scored eight points, grabbed nine rebounds, and snatched two steals against Auburn (3/5)
- Went for 17 points, knocking down 5-of-8 shots from beyond the arc to go along with four rebounds vs. Southern (11/6)
- Added 16 points, three rebounds, one assist, and one block against Liberty (12/18)
- Added a team-high 18 points, four rebounds and three assists at Auburn (2/2)
- Led the team with a career-high seven assists while adding seven points and three rebounds vs. Ball State (11/16)
- Grabbed a career and team-high 10 rebounds, while posting five points and three assists at South Carolina (2/26)

PETTY'S 2018-19 GAME-BY-GAME STATS

Opponent	Date	GS	Min	FG	FGA	Pct	3FG	FGA	Pct	FT	FTA	Pct	Off	Def	Tot	Avg	PF	A	TO	Blk	Stl	Pts	Avg
SOUTHERN	11/6	*	30	6	11	.545	5	8	.625	0	0	.000	1	3	4	4.0	0	2	0	1	0	17	17.0
APPALACHIAN STATE	11/11	*	34	2	6	.333	2	5	.400	7	10	.700	1	3	4	4.0	3	1	2	0	1	13	15.0
vs. Northeastern	11/15	*	32	6	12	.500	2	6	.333	3	4	.750	0	5	5	4.3	2	2	2	0	1	17	15.7
vs. Ball State	11/16	*	32	3	10	.300	1	5	.200	0	0	.000	0	3	3	4.0	1	7	4	0	0	7	13.5
vs. Wichita State	11/18	*	36	4	8	.500	3	6	.500	2	2	1.00	0	5	5	4.2	1	2	1	0	0	13	13.4
MURRAY STATE	11/26	*	34	5	10	.500	0	4	.000	6	7	.857	2	5	7	4.7	1	0	2	1	1	16	13.8
at UCF	11/29	*	31	2	10	.200	1	7	.143	0	0	.000	4	4	8	5.1	1	1	3	1	0	5	12.6
GEORGIA STATE	12/4	*	25	2	6	.333	2	5	.400	0	1	.000	0	4	4	5.0	2	2	3	1	0	6	11.8
ARIZONA	12/9	*	32	1	8	.125	0	4	.000	2	4	.500	0	6	6	5.3	2	4	2	0	1	4	10.8
vs. Liberty	12/18	*	33	5	12	.417	3	7	.429	3	3	1.00	0	3	3	4.9	1	1	1	1	0	16	11.4
PENN STATE	12/21	*	28	5	7	.714	1	3	.333	2	3	.667	0	5	5	5.2	1	0	3	0	0	13	11.2
at Stephen F. Austin	12/30	*	35	2	7	.290	2	6	.333	0	0	.000	1	7	8	5.2	0	0	2	1	0	6	11.1
KENTUCKY*	1/5		16	2	5	.400	0	3	.000	2	4	.500	0	1	1	4.8	2	0	1	1	0	6	10.7
at LSU*	1/8		30	2	9	.222	2	6	.333	3	3	1.00	1	7	8	5.1	0	3	4	1	0	9	10.6
TEXAS A&M*	1/12		30	7	12	.583	6	11	.545	2	3	.667	0	4	4	5.0	0	1	0	2	0	22	11.3
at Missouri*	1/16		25	2	5	.400	1	3	.333	0	0	.000	0	3	3	4.9	0	1	1	0	0	5	10.9
at Tennessee*	1/19		32	11	18	.611	6	10	.600	2	5	.400	1	0	1	4.6	1	2	1	0	1	30	12.1
OLE MISS*	1/22		27	6	10	.600	3	6	.500	0	0	.000	0	1	1	4.4	1	1	0	0	1	15	12.2
at Baylor	1/26		22	1	7	.143	0	5	.000	0	0	.000	0	1	1	4.3	0	2	1	0	0	2	11.7
MISSISSIPPI STATE*	1/29		23	4	9	.444	1	4	.250	4	4	1.000	1	2	3	4.2	1	1	3	0	1	13	11.8
at Auburn*	2/2		31	7	14	.500	2	7	.286	2	2	1.000	1	3	4	4.2	1	3	3	1	0	18	12.0
GEORGIA*	2/6		21	4	7	.571	0	3	.000	0	0	.000	0	5	5	4.2	1	0	1	0	1	8	11.9
at Vanderbilt*	2/9		26	3	6	.500	2	3	.667	0	0	.000	0	1	1	4.1	0	3	1	0	2	8	11.7
at Mississippi State*	2/12		23	0	3	.000	0	2	.000	0	0	.000	0	2	2	4.0	1	3	1	2	0	0	11.2
FLORIDA*	2/16		28	4	7	.571	2	4	.500	0	0	.000	1	1	2	3.9	1	1	2	1	1	10	11.2
at Texas A&M*	2/19	*	32	3	8	.375	0	1	.000	1	1	1.000	2	4	6	4.0	3	2	3	0	0	7	11.0
VANDERBILT*	2/23	*	33	0	7	.000	0	5	.000	0	0	.000	1	5	6	4.1	2	3	2	0	1	0	10.6
at South Carolina*	2/26	*	34	1	5	.200	0	2	.000	3	6	.500	1	9	10	4.3	2	3	3	0	0	5	10.4
LSU*	3/2	*	38	6	13	.461	5	19	.263	6	8	.750	1	3	4	3.8	1	2	2	0	0	23	11.2
AUBURN*	3/5	*	34	1	5	.200	0	2	.000	3	6	.500	1	9	10	4.3	2	3	3	0	0	5	10.4
at Arkansas*	3/9																						
at SEC Tournament	3/14																						

* indicates Southeastern Conference opponent

PETTY'S CAREER STATS

YEAR	GP	GS	MIN	AVG	FG	FGA	PCT	3FG	3FGA	PCT	FT	FTA	PCT	OFF	DEF	TOT	AVG	PF	FO	AST	TO	BLK	STL	PTS	AVG
2017-18	36	29	1026	28.5	123	313	.393	90	242	.372	32	45	.711	14	78	92	2.6	36	0	65	74	9	17	368	10.2
2018-19	30	16	889	29.6	108	259	.417	53	154	.344	53	75	.707	22	111	133	4.4	35	0	54	61	15	15	322	10.7
TOTAL	66	45	1915	29.0	231	572	.404	143	396	.361	85	120	.708	36	189	225	3.4	71	0	119	135	24	32	690	10.5

PETTY'S CAREER SEC STATS

YEAR	GP	GS	MIN	AVG	FG	FGA	PCT	3FG	3FGA	PCT	FT	FTA	PCT	OFF	DEF	TOT	AVG	PF	FO	AST	TO	BLK	STL	PTS	AVG
2017-18	18	15	513	28.5	50	140	.357	39	111	.351	19	22	.864	7	39	46	2.6	19	0	33	34	6	9	158	8.8
2018-19	17	5	486	28.6	64	145	.441	31	83	.373	28	41	.683	13	57	70	4.1	20	0	30	35	10	10	187	11.0
TOTAL	35	20	999	28.5	114	285	.400	70	194	.361	47	63	.746	20	96	116	3.3	39	0	63	69	16	19	345	9.9





24 Lawson Schaffer

SENIOR

Guard • 5-11 • 168 • Cullman, Ala.
Cullman HS

CAREER HIGHS

Points	5	2x last vs. Memphis (11/10/17)
Rebounds	2	at Georgia (3/5/16)
Assists	4	Alabama A&M (11/17/17)
Steals	1	9x, last vs. Villanova (3/17/18)
Blocks		
Minutes	14	vs. Florida (2/27/18)
Field Goals	2	vs. Memphis (11/10/17)
FG Att.	3	2x, last vs. Memphis (11/10/17)
3-Point FG	1	8x, last vs. Alabama A&M (11/17/17)
3-Point Att.	3	Missouri (2/6/16)
Free Throws	2	3x, last vs. Mississippi State (3/9/17)
FT Att.	2	4x, last vs. Mississippi State (3/9/17)

2018-19 SEASON HIGHS

Points		
Rebounds	1	vs. Ole Miss (1/22/19)
Assists		
Steals		
Blocks		
Minutes	4	vs. Southern (11/6/18)
Field Goals		
FG Att.	1	4x, last vs. Florida (2/16/19)
3-Point FG		
3-Point Att.	1	3x, last vs. Florida (2/16/19)
Free Throws		
FT Att.		

MISCELLANEOUS STATS

CATEGORY	2018-19	CAREER
Double-digit scoring		
20+ point games		
Double-digit rebounding		
Double-doubles		
Led UA in scoring		
Led UA in rebounding		
Led UA in three-pointers		
Led UA in assists		2
Led UA in steals		1
Led UA in blocks		
5+ assist games		
3+ three-pointers		
3+ steal games		
3+ block games		

CAREER ACCOLADES

- A preferred walk-on
- Has played 54 career games
- Played a career-high 14 minutes off the bench collecting three assists and a steal vs. Florida (2/27/18)
- Hit a three-pointer to go along with a career-high four assists in nine minutes off the bench against Alabama A&M (11/17/17)

2018-19 SEASON HIGHLIGHTS

- Grabbed one rebound in first SEC game of the season with three minutes of action against then-No. 20 Ole Miss (1/22)
- Checked into the Georgia game (2/6) for the last two minutes
- Registered one minute of action vs. Ball State (11/16)
- Played four minutes vs. Southern (11/6)



SCHAFER'S 2018-19 GAME-BY-GAME STATS

Opponent	Date	GS	Min	FG	FGA	Pct	3FG	FGA	Pct	FT	FTA	Pct	Off	Def	Tot	Avg	PF	A	TO	Blk	Stl	Pts	Avg
SOUTHERN	11/6	4		0	0	.000	0	0	.000	0	0	.000	0	0	0	0.0	0	0	1	0	0	0	0.0
APPALACHIAN STATE	11/11														DNP								
vs. Northeastern	11/15														DNP								
vs. Ball State	11/16		1	0	0	.000	0	0	.000	0	0	.000	0	0	0	0.0	0	0	0	0	0	0	0.0
vs. Wichita State	11/18														DNP								
MURRAY STATE	11/26														DNP								
at UCF	11/29														DNP								
GEORGIA STATE	12/4														DNP								
ARIZONA	12/9														DNP								
vs. Liberty	12/18														DNP								
PENN STATE	12/21														DNP								
at Stephen F. Austin	12/30														DNP								
KENTUCKY*	1/5														DNP								
at LSU*	1/8														DNP								
TEXAS A&M*	1/12														DNP								
at Missouri*	1/16														DNP								
at Tennessee*	1/19														DNP								
OLE MISS*	1/22		3	0	1	.000	0	0	.000	0	0	.000	0	1	1	0.3	1	0	0	0	0	0	0.0
at Baylor	1/26														DNP								
MISSISSIPPI STATE*	1/29														DNP								
at Auburn*	2/2														DNP								
GEORGIA*	2/6		2	0	0	.000	0	0	.000	0	0	.000	0	0	0	0.3	1	0	0	0	0	0	0.0
at Vanderbilt*	2/9		1	0	1	.000	0	1	.000	0	0	.000	0	0	0	0.2	0	0	0	0	0	0	0.0
at Mississippi State*	2/12		1	0	1	.000	0	1	.000	0	0	.000	0	0	0	0.2	0	0	0	0	0	0	0.0
FLORIDA*	2/16		1	0	1	.000	0	1	.000	0	0	.000	0	0	0	0.1	0	0	0	0	0	0	0.0
at Texas A&M*	2/19														DNP								
VANDERBILT*	2/23														DNP								
at South Carolina*	2/26														DNP								
LSU*	3/2														DNP								
AUBURN*	3/5														DNP								
at Arkansas*	3/9														DNP								
at SEC Tournament	3/14																						


* indicates Southeastern Conference opponent

SCHAFER'S CAREER STATS

YEAR	GP	GS	MIN	AVG	FG	FGA	PCT	3FG	3FGA	PCT	FT	FTA	PCT	OFF	DEF	TOT	AVG	PF	FO	AST	TO	BLK	STL	PTS	AVG
2015-16	16	0	32	2.0	2	10	.200	2	9	.222	2	4	.500	2	0	2	0.1	3	0	2	1	0	1	8	0.5
2016-17	17	0	28	1.6	4	10	.400	4	8	.500	4	4	1.000	1	3	4	0.2	1	0	5	1	0	3	16	0.9
2017-18	14	0	56	4.0	3	11	.273	2	10	.200	0	0	.000	0	0	0	0.0	7	0	13	8	0	5	8	0.6
2018-19	7	0	13	1.9	0	4	.000	0	3	.000	0	0	.000	0	1	1	0.1	2	0	0	1	0	0	0	0.0
TOTAL	54	0	129	2.4	9	35	.257	8	30	.267	6	8	.750	3	4	7	0.1	13	0	20	11	0	9	32	0.6

SCHAFER'S CAREER SEC STATS

YEAR	GP	GS	MIN	AVG	FG	FGA	PCT	3FG	3FGA	PCT	FT	FTA	PCT	OFF	DEF	TOT	AVG	PF	FO	AST	TO	BLK	STL	PTS	AVG
2015-16	9	0	19	2.1	2	7	.286	2	7	.286	2	4	.500	2	0	2	0.2	2	0	2	1	0	0	8	0.9
2016-17	7	0	13	1.9	1	4	.250	1	3	.333	2	2	1.000	1	3	4	0.6	1	0	4	1	0	0	5	0.7
2017-18	8	0	26	3.3	0	4	.000	0	4	.000	0	0	.000	0	0	0	0.0	4	0	4	4	0	2	0	0.0
2018-19	5	0	8	1.6	0	4	.000	0	3	.000	0	0	.000	0	1	1	0.2	2	0	0	0	0	0	0	0.0
TOTAL	29	0	66	2.3	3	19	.158	3	17	.176	4	6	.667	3	4	7	0.2	9	0	10	6	0	2	13	0.4



30 Galin Smith

SOPHOMORE

Forward • 6-9 • 245 • Clinton, Miss.
Clinton HS

CAREER HIGHS

Points	10	3x, last vs. Southern (1/22/19)
Rebounds	8	vs. Minnesota (11/25/17)
Assists	1	5x, last vs. Arizona (12/9/18)
Steals	1	2x, last at Texas A&M (3/3/18)
Blocks	4	at Texas A&M (3/3/18)
Minutes	29	at LSU (1/13/18)
Field Goals	4	5x, last vs. Ole Miss (1/22/19)
FG Att.	7	vs. Ole Miss (1/22/19)
3-Point FG		
3-Point Att.		
Free Throws	4	2x, last vs. Southern (11/6/18)
FT Att.	6	vs. Southern (11/6/18)

2018-19 SEASON HIGHS

Points	10	2x, last vs. Ole Miss (1/22/19)
Rebounds	5	2x, last at Tennessee (1/19/19)
Assists	1	2x, last vs. Arizona (12/9/18)
Steals	2	at Tennessee (1/19/19)
Blocks	4	6x, last vs. Ole Miss (1/22/19)
Minutes	23	vs. Ball State (11/16/18)
Field Goals	4	3x, last vs. Ole Miss (1/22/19)
FG Att.	7	vs. Ole Miss (1/22/19)
3-Point FG		
3-Point Att.		
Free Throws	4	vs. Southern (11/6/18)
FT Att.	6	vs. Southern (11/6/18)

MISCELLANEOUS STATS

CATEGORY	2018-19	CAREER
Double-digit scoring	2	3
20+ point games		
Double-digit rebounding		
Double-doubles		
Led UA in scoring		
Led UA in rebounding		1
Led UA in three-pointers		
Led UA in assists		
Led UA in steals	1	2
Led UA in blocks	1	8
5+ assist games		
3+ three-pointers		
3+ steal games		
3+ block games		3

CAREER ACCOLADES

- 2018 SEC First Year Academic Honor Roll

2018-19 SEASON HIGHLIGHTS

- Tied a career high of 10 points in 15 minutes, while adding three rebounds and one block vs. then-No. 20 Ole Miss (1/22)
- Provided a spark of energy off the bench by exploding with six points in five minutes of action against Georgia (2/6)
- Registered seven points, three rebounds, and one steal off the bench against then-No. 22 Mississippi State (1/29)
- Started and finished with six points vs. Wichita State (11/18)
- Went 4-of-6 from the field to total eight points, three rebounds, and one block and a steal against Arizona (12/9)
- Dropped eight points and collected five rebounds against Ball State (11/16)
- Put up four points, three rebounds, and one block against Murray State (11/26)
- Added two points and three rebounds against Northeastern (11/15)
- Scored four points while totaling two rebounds and one block in 22 minutes against Appalachian State (11/11)
- Collected two rebounds and three points at Stephen F. Austin (12/30)



SMITH'S 2018-19 GAME-BY-GAME STATS

Opponent	Date	GS	Min	FG	FGA	Pct	3FG	FGA	Pct	FT	FTA	Pct	Off	Def	Tot	Avg	PF	A	TO	Blk	Stl	Pts	Avg
SOUTHERN	11/6	*	20	3	5	.600	0	0	.000	4	6	.667	3	1	4	4.0	3	0	2	0	0	10	10.0
APPALACHIAN STATE	11/11	*	22	2	3	.667	0	0	.000	0	0	.000	0	2	2	3.0	2	0	1	1	0	4	7.0
vs. Northeastern	11/15	*	17	1	3	.333	0	0	.000	0	0	.000	1	2	3	3.0	0	0	0	0	0	2	5.3
vs. Ball State	11/16	*	23	4	6	.667	0	0	.000	0	0	.000	2	3	5	3.5	4	0	2	1	0	8	6.0
vs. Wichita State	11/18	*	19	2	3	.667	0	0	.000	2	2	1.000	1	0	1	3.0	2	0	2	0	0	6	6.0
MURRAY STATE	11/26	*	16	2	3	.667	0	0	.000	0	0	.000	1	2	3	3.0	4	1	3	1	0	4	5.7
at UCF	11/29	*	10	0	1	.000	0	0	.000	1	2	.500	0	1	1	2.7	3	0	1	1	0	1	5.0
GEORGIA STATE	12/4		11	0	1	.000	0	0	.000	1	2	.500	0	3	3	2.8	1	0	0	2	0	1	4.5
ARIZONA	12/9		17	4	6	.667	0	0	.000	0	1	.000	2	1	3	2.8	1	1	1	1	0	8	4.9
vs. Liberty	12/18		6	0	1	.000	0	0	.000	0	2	.000	1	2	3	2.8	2	0	1	0	0	0	4.4
PENN STATE	12/21		9	1	3	.333	0	0	.000	0	0	.000	0	0	0	2.5	2	0	0	0	0	2	4.2
at Stephen F. Austin	12/30		8	1	2	.500	0	0	.000	1	2	.500	1	1	2	2.5	0	0	0	0	0	3	4.1
KENTUCKY*	1/5		7	0	1	.000	0	0	.000	0	0	.000	0	2	2	2.5	2	0	1	1	0	0	3.8
at LSU*	1/8		4	1	3	.333	0	0	.000	0	0	.000	1	0	1	2.4	2	0	1	0	0	2	3.6
TEXAS A&M*	1/12																						
at Missouri*	1/16		17	2	4	.500	0	0	.000	0	0	.000	2	0	2	2.3	1	0	3	0	0	4	3.7
at Tennessee*	1/19		7	0	1	.000	0	0	.000	0	0	.000	1	4	5	2.5	1	0	1	0	2	0	3.4
OLE MISS*	1/22		15	4	7	.571	0	0	.000	2	4	.500	3	0	3	2.5	2	0	0	1	0	10	3.8
at Baylor	1/26		10	1	1	1.000	0	0	.000	0	0	.000	0	2	2	2.5	1	0	1	0	0	2	3.7
MISSISSIPPI STATE*	1/29		11	3	6	.500	0	0	.000	1	1	1.000	3	0	3	2.5	2	0	0	0	1	7	3.9
at Auburn*	2/2		8	1	1	1.000	0	0	.000	0	0	.000	0	0	0	2.4	1	0	1	0	0	2	3.8
GEORGIA*	2/6		5	3	5	.600	0	0	.000	0	0	.000	1	1	2	2.4	1	0	0	0	0	6	3.9
at Vanderbilt*	2/9																						
at Mississippi State*	2/12		4	0	1	.000	0	0	.000	0	0	.000	0	0	0	2.3	3	0	0	0	0	0	3.7
FLORIDA*	2/16		16	2	4	.500	0	0	.000	1	4	.250	1	1	2	2.3	2	0	1	0	0	5	3.8
at Texas A&M*	2/19																						
VANDERBILT*	2/23																						
at South Carolina*	2/26		4	0	0	.000	0	0	.000	0	0	.000	0	0	0	2.2	1	0	0	0	0	0	3.6
LSU*	3/2		5	0	0	.000	0	0	.000	0	0	.000	0	2	2	2.2	1	0	1	0	0	0	3.5
AUBURN*	3/5		3	0	0	.000	0	0	.000	0	0	.000	0	0	0	2.1	0	0	1	0	0	0	3.3
at Arkansas*	3/9																						
at SEC Tournament	3/14																						

* indicates Southeastern Conference opponent

SMITH'S CAREER STATS

YEAR	GP	GS	MIN	AVG	FG	FGA	PCT	3FG	3FGA	PCT	FT	FTA	PCT	OFF	DEF	TOT	AVG	PF	FO	AST	TO	BLK	STL	PTS	AVG
2017-18	33	3	398	12.1	42	67	.627	0	0	.000	9	32	.281	29	38	67	2.0	54	2	3	23	24	2	93	2.8
2018-19	26	7	294	11.3	37	71	.521	0	0	.000	13	28	.464	24	30	54	2.1	44	0	2	24	9	3	87	3.3
TOTAL	59	10	692	11.7	79	138	.572	0	0	.000	22	60	.367	53	68	121	2.1	98	2	5	47	33	5	180	3.1

SMITH'S CAREER SEC STATS

YEAR	GP	GS	MIN	AVG	FG	FGA	PCT	3FG	3FGA	PCT	FT	FTA	PCT	OFF	DEF	TOT	AVG	PF	FO	AST	TO	BLK	STL	PTS	AVG
2017-18	17	0	200	11.8	17	30	.567	0	0	.000	0	10	.000	12	16	28	1.6	27	1	1	15	15	1	34	2.0
2018-19	13	0	106	8.2	16	33	.485	0	0	.000	4	11	.364	12	10	22	1.7	19	0	0	10	2	3	36	2.8
TOTAL	30	0	306	10.2	33	63	.524	0	0	.000	4	21	.190	24	26	50	1.7	46	1	1	25	17	4	70	2.3



34 Tevin Mack

JUNIOR

Guard/Forward • 6-6 • 225 • Columbia, S.C.
Dreher HS/Texas

CAREER HIGHS

Points	27	vs. Oklahoma State (1/4/17)
Rebounds	12	vs. Arkansas (12/17/16)
Assists	2	12x, last vs. Vanderbilt (2/24/19)
Steals	1	2x, last vs. Vanderbilt (2/24/19)
Blocks	3	vs. Mississippi State (1/29/19)
Minutes	39	vs. Oklahoma State (1/4/17)
Field Goals	10	2x, last vs. Georgia (2/6/19)
FG Att.	17	2x, last vs. Georgia (2/6/19)
3-Point FG	6	vs. Kentucky (1/5/19)
3-Point Att.	12	at Iowa State (2/13/16)
Free Throws	6	vs. Long Beach State (12/10/16)
FT Att.	10	vs. Northwestern (11/21/16)

2018-19 SEASON HIGHS

Points	25	vs. Georgia (2/6/19)
Rebounds	9	vs. Texas A&M (1/12/19)
Assists	2	7x, last vs. Vanderbilt (2/24/19)
Steals	2	2x, last vs. Vanderbilt (2/24/19)
Blocks	3	vs. Mississippi State (1/29/19)
Minutes	33	vs. Georgia (2/6/19)
Field Goals	10	vs. Georgia (2/6/19)
FG Att.	17	vs. Georgia (2/6/19)
3-Point FG	6	vs. Kentucky (1/5/19)
3-Point Att.	9	2x, last at Mississippi State (2/12/19)
Free Throws	3	2x, last vs. Penn State (12/21/18)
FT Att.	4	3x, last vs. Texas A&M (1/12/19)

MISCELLANEOUS STATS

CATEGORY	2018-19	CAREER
Double-digit scoring	14	30
20+ point games	3	6
Double-digit rebounding		1
Double-doubles		1
Led UA in scoring	4	4
Led UA in rebounding	1	1
Led UA in three-pointers	6	6
Led UA in assists		
Led UA in steals	2	2
Led UA in blocks	4	4
5+ assist games		
3+ three-pointers	4	15
3+ steal games		
3+ block games		

CAREER ACCOLADES

- Transferred from Texas where he played 48 games in two seasons and sat out last season due to NCAA transfer rules
- Finished with double-digit points 16 times, including three games of 20 or more points
- Led the team in 2016-17 in scoring average (14.8 ppg) and three-point percentage (.391) despite playing just 15 games
- Set career highs in scoring (27 points), field goals made and attempted (10-of-17) and minutes played (39) against Oklahoma State (1/4), while tying his season-high makes with four three-pointers

2018-19 SEASON HIGHLIGHTS

- Has started each of the last 23 games and finished in double figures in 12 of those
- Ranks fourth on team in double-figure scoring games (14) and scoring average (8.9 ppg)
- Went 10-of-16 from the field and 5-of-7 from beyond the arc for a season-high 25 points, to go along with six rebounds and two assists against Georgia (2/6)
- Led all players with a game-high 22 points and set a new career high by knocking down six three-pointers (6-of-8) in the win over then-No. 13 Kentucky (1/5)
- Exploded with a game high of 20 points, while adding two rebounds and an assist vs. Ball State (11/16)
- Made his first start of the season against Georgia State (12/4) and finished with 12 points and one steal
- Went for 15 points, two rebounds, one assist, and one block at Baylor (1/26)
- Led the team in points (14), blocks (1), and steals (2) at Texas A&M (2/19)
- Went for 11 points and a rebound in front of hometown crowd at South Carolina (2/26)
- Registered 13 points and five rebounds, while leading the team in threes (3) at Mississippi State (2/12)
- Registered double-digits at Stephen F. Austin (12/30) with 12 points, two rebounds, one assist, and one steal
- Scored 12 points to go along with six rebounds and a block against Arizona (12/9)
- Led the team in rebounds (8) and blocks (3), while registering six points and one assist against then-No. 22 Mississippi State (1/29)
- Collected seven points, three rebounds and one assist vs. Northeastern (11/15)
- Scored 10 points to go along with nine rebounds, two assists, and one steal against Texas A&M (1/12)
- Dropped 10 points and pulled down six rebounds in his Alabama debut vs. Southern (11/6)
- Finished the night with eight points, two assists, and two steals against Vanderbilt (2/23)
- Added 10 points, two blocks, and two rebounds against Auburn (3/5)

MACK'S 2018-19 GAME-BY-GAME STATS

Opponent	Date	GS	Min	FG	FGA	Pct	3FG	FGA	Pct	FT	FTA	Pct	Off	Def	Tot	Avg	PF	A	TO	Blk	Stl	Pts	Avg
SOUTHERN	11/6		27	3	12	.250	1	7	.143	3	3	1.000	3	3	6	6.0	4	2	5	1	0	10	10.0
APPALACHIAN STATE	11/11		12	1	4	.250	0	2	.000	0	0	.000	0	2	2	4.0	0	1	0	0	0	2	6.0
vs. Northeastern	11/15		15	3	8	.375	0	4	.000	1	2	.500	1	2	3	3.7	1	1	1	0	0	7	6.3
vs. Ball State	11/16		23	7	14	.500	5	9	.556	1	1	1.000	1	1	2	3.3	3	1	2	0	0	20	9.8
vs. Wichita State	11/18		20	2	6	.333	1	3	.333	0	0	.000	1	3	4	3.4	2	1	0	0	0	5	8.8
MURRAY STATE	11/26		13	3	6	.500	1	2	.500	0	1	.000	2	2	4	3.5	0	0	1	1	0	7	8.5
at UCF	11/29		14	2	6	.333	0	4	.000	0	0	.000	1	2	3	3.4	1	2	0	1	0	4	7.9
GEORGIA STATE	12/4	*	19	5	9	.556	1	5	.200	1	2	.500	0	1	1	3.1	2	0	0	0	1	12	8.4
ARIZONA	12/9	*	22	4	10	.400	2	5	.400	2	3	.667	2	4	6	3.4	1	0	2	1	0	12	8.8
vs. Liberty	12/18	*	17	1	3	.333	1	2	.500	2	4	.500	0	1	1	3.2	2	2	0	0	0	5	8.4
PENN STATE	12/21	*	23	3	6	.500	2	4	.500	3	4	.750	1	3	4	3.3	2	0	3	0	0	11	8.6
at Stephen F. Austin	12/30	*	24	5	10	.500	2	7	.286	0	0	.000	1	1	2	3.2	1	1	1	0	1	12	8.9
KENTUCKY*	1/5	*	29	8	12	.667	6	8	.750	0	0	.000	1	4	5	3.3	1	1	2	0	0	22	9.9
at LSU*	1/8	*	19	3	8	.375	0	3	.000	0	0	.000	0	2	2	3.2	0	0	0	0	0	6	9.6
TEXAS A&M*	1/12	*	28	4	10	.400	1	4	.250	1	4	.250	2	7	9	3.6	2	2	2	0	1	10	9.7
at Missouri*	1/16	*	11	1	4	.250	0	2	.000	1	2	.500	0	4	4	3.6	3	1	1	1	0	3	9.3
at Tennessee*	1/19	*	7	0	4	.000	0	2	.000	0	0	.000	0	1	1	3.5	1	1	0	0	0	0	8.7
OLE MISS*	1/22	*	16	1	4	.250	0	1	.000	2	2	1.000	2	2	4	3.5	1	1	0	0	1	4	8.4
at Baylor	1/26	*	26	7	13	.538	0	2	.000	1	2	.500	1	1	2	3.4	2	1	1	1	0	15	8.8
MISSISSIPPI STATE*	1/29	*	22	3	7	.429	0	2	.000	0	2	.000	2	6	8	3.7	2	1	1	3	0	6	8.7
at Auburn*	2/2	*	17	1	2	.500	1	1	1.000	0	0	.000	0	3	3	3.6	2	0	4	1	0	3	8.4
GEORGIA*	2/6	*	33	10	16	.625	5	7	.714	0	2	.000	1	5	6	3.7	2	2	3	0	0	25	9.1
at Vanderbilt*	2/9	*	20	2	10	.200	1	5	.200	0	0	.000	1	3	4	3.7	1	1	0	1	0	5	9.0
at Mississippi State*	2/12	*	25	5	13	.385	3	9	.333	0	0	.000	2	3	5	3.8	2	2	5	0	0	13	9.1
FLORIDA*	2/16	*	24	1	8	.125	0	5	.000	2	3	.667	0	4	4	3.8	0	0	0	1	0	4	8.9
at Texas A&M*	2/19	*	28	6	10	.600	1	4	.250	1	1	1.000	1	1	2	3.7	2	1	2	1	2	14	9.1
VANDERBILT*	2/23	*	18	2	5	.400	2	5	.400	2	2	1.000	0	1	1	3.6	3	2	1	0	2	8	9.1
at South Carolina*	2/26	*	22	4	9	.444	2	5	.400	1	2	.500	0	1	1	3.5	2	0	2	0	0	11	9.1
LSU*	3/2	*	13	0	3	.000	0	2	.000	0	0	.000	1	2	3	3.5	2	0	1	0	0	0	8.8
AUBURN*	3/5	*	27	4	10	.400	2	7	.286	0	0	.000	0	2	2	3.5	2	1	2	2	1	10	8.9
at Arkansas*	3/9																						
at SEC Tournament	3/14																						

* indicates Southeastern Conference opponent

MACK'S CAREER STATS

YEAR	GP	GS	MIN	AVG	FG	FGA	PCT	3FG	3FGA	PCT	FT	FTA	PCT	OFF	DEF	TOT	AVG	PF	FO	AST	TO	BLK	STL	PTS	AVG
2015-16*	33	0	440	13.3	51	176	.290	34	114	.298	32	50	.640	19	47	66	2.0	42		11	18	9	8	168	5.1
2016-17*	15	10	470		79	172	.459	34	87	.391	30	51	.588	21	51	72	4.8	24		12	21	8	7	222	14.8
2017-18																									
2018-19	30	23	614	20.5	101	242	.417	40	128	.313	24	42	.571	27	77	104	3.5	49	0	28	42	15	9	266	8.9
TOTAL	78	33	1524	19.5	231	590	.392	108	329	.328	86	143	.601	67	175	242	3.1	115	0	51	81	32	24	656	8.4

MACK'S CAREER SEC STATS

YEAR	GP	GS	MIN	AVG	FG	FGA	PCT	3FG	3FGA	PCT	FT	FTA	PCT	OFF	DEF	TOT	AVG	PF	FO	AST	TO	BLK	STL	PTS	AVG
2017-18																									
2018-19	17	17	359	21.1	55	135	.407	24	72	.333	10	20	.500	13	51	64	3.8	28	0	16	26	10	7	144	8.5
TOTAL	17	17	359	21.1	55	135	.407	24	72	.333	10	20	.500	13	51	64	3.8	28	0	16	26	10	7	144	8.5

2018-19 BOX SCORES

GAME 1

Official Basketball Box Score -- Game Totals -- Final Statistics
Southern vs Alabama
11/6/18 7 p.m. CT at Tuscaloosa, Ala. (Coleman Coliseum)

Southern 62 • 0-1

#	Player	Total		3-Ptr	Rebounds			PF	TP	A	TO	Blk	Stl	Min
		FG	FGA		Off	Def	Tot							
20	Umude, Sydney	f	4-11	0-1	0-0	0	3	3	5	8	0	1	1	21
21	Assie, Bryan	f	3-3	0-0	0-0	1	2	4	3	6	0	2	0	13
14	Ray, Aaron	f	0-6	0-4	10-12	0	6	6	2	10	2	3	0	35
22	Reese, Eddie	g	5-9	3-5	3-7	0	3	3	4	16	2	2	1	28
32	Sadler, Jayden	g	3-9	0-0	2-2	3	1	4	3	8	3	1	0	27
00	Lee, Richard	g	1-4	0-3	0-0	0	1	1	2	2	1	1	0	16
01	Collins, LaQuentin	g	0-1	0-1	0-2	0	0	0	0	0	1	0	1	18
02	Ali, Mubashar	g	3-5	0-0	2-5	1	1	2	2	8	0	1	0	12
03	Blackmon, Trevor	g	0-1	0-1	0-0	0	0	0	0	0	0	0	0	4
12	Ennis, Alex	g	2-3	0-0	0-2	2	2	4	4	4	0	3	0	17
13	Mayo, Torrey	g	0-0	0-0	0-0	0	0	0	0	0	0	0	0	1
25	Brooks, Brendon	g	0-3	0-2	0-0	0	0	0	1	0	0	0	0	8
Team					4	1	5							
Totals			21-55	3-17	17-30	11	20	31	28	62	8	15	2	7 200

FG % 1st Half: 8-25 32.0% 2nd half: 13-30 43.3% Game: 21-55 38.2% Deadball Rebounds 7
3FG % 1st Half: 2-11 18.2% 2nd half: 4-6 66.7% Game: 3-17 17.6%
FT % 1st Half: 9-15 60.0% 2nd half: 8-15 53.3% Game: 17-30 56.7%

Alabama 82 • 1-0

#	Player	Total		3-Ptr	Rebounds			PF	TP	A	TO	Blk	Stl	Min
		FG	FGA		Off	Def	Tot							
00	Hall, Donta	f	8-9	0-0	4-8	2	3	5	3	20	1	2	2	0 21
30	Smith, Galin	f	3-5	0-0	4-6	3	1	4	3	10	0	2	0	0 20
02	Lewis Jr., Kira	g	2-5	1-3	1-1	1	1	2	3	6	7	3	1	1 29
10	Jones, Herbert	g	2-4	0-1	4-4	2	7	9	3	8	1	3	1	1 20
23	Petty Jr., John	g	6-11	5-8	0-0	1	3	4	0	17	2	0	1	0 30
03	Reese, Alex	g	3-5	2-3	0-0	0	1	1	1	8	1	1	0	0 21
04	Giddens, Daniel	g	0-0	0-0	2-4	3	3	6	4	2	0	3	0	0 7
05	Johnson Jr., Avery	g	0-3	0-2	1-2	1	4	5	3	1	3	0	0	1 19
15	Barnes, Tyler	g	0-1	0-0	0-0	0	0	0	0	0	0	0	0	0 1
21	Johnson, Britton	g	0-0	0-0	0-0	0	0	0	0	0	0	0	0	0 1
24	Schaffer, Lawson	g	0-0	0-0	0-0	0	0	0	0	0	1	0	0	0 4
34	Mack, Tevin	g	3-12	1-7	3-3	3	3	6	4	10	2	5	1	0 27
Team					0	3	3							
Totals			27-55	9-24	19-28	16	29	45	24	82	17	20	6	3 200

FG % 1st Half: 14-25 56.0% 2nd half: 13-30 43.3% Game: 27-55 49.1% Deadball Rebounds 1
3FG % 1st Half: 5-14 35.7% 2nd half: 4-10 40.0% Game: 9-24 37.5%
FT % 1st Half: 12-16 75.0% 2nd half: 7-12 58.3% Game: 19-28 67.9%

Officials: Patrick Evans, Rob Rorke, Ken Washington
Technical fouls: Southern-TEAM. Alabama-None.
Attendance: 9793

Score by periods									
	1st	2nd	Total	Points	In	Off	2nd	Fast	Bench
Southern	27	35	62	Points	Paint	T/O	Chance	Break	Bench
Alabama	45	37	82	22	16	10	6	7	21

Last FG - SU 2nd-00:01, UA 2nd-00:36.
Largest lead - SU by 2 1st-19:42, UA by 27 2nd-06:20.
SU led for 00:24, UA led for 38:57. Game was tied for 00:39.
Score tied - 1 time.
Lead changed - 1 time.

GAME 3

Official Basketball Box Score -- Game Totals -- Final Statistics
Alabama vs Northeastern
11/15/18 2:00 pm at Charleston, S.C. (TD Arena)

Alabama 52 • 2-1

#	Player	Total		3-Ptr	Rebounds			PF	TP	A	TO	Blk	Stl	Min
		FG	FGA		Off	Def	Tot							
00	Hall, Donta	f	0-1	0-0	0-0	1	2	3	0	0	2	0	2	0 19
30	Smith, Galin	f	1-3	0-0	0-0	1	2	3	0	2	0	0	0	0 17
02	Lewis Jr., Kira	g	3-10	1-6	0-0	0	0	0	3	7	1	1	0	0 31
10	Jones, Herbert	g	2-6	0-1	4-5	1	2	3	1	8	0	1	0	0 23
23	Petty Jr., John	g	6-12	2-6	3-4	0	5	5	2	17	2	2	0	1 32
03	Reese, Alex	g	0-2	0-2	0-0	0	0	0	2	0	1	1	0	1 9
04	Giddens, Daniel	g	0-0	0-0	0-0	0	0	0	0	0	1	2	0	0 7
05	Johnson Jr., Avery	g	1-4	0-0	0-0	1	1	2	2	2	0	0	0	1 21
12	Ingram, Dazon	g	3-5	0-0	3-4	2	3	5	4	9	2	0	0	0 26
34	Mack, Tevin	g	3-8	0-4	1-2	1	2	3	1	7	1	1	0	0 15
Team					1	2	3							
Totals			19-51	3-19	11-15	8	19	27	16	52	10	9	2	3 200

FG % 1st Half: 8-27 29.6% 2nd half: 11-24 45.8% Game: 19-51 37.3% Deadball Rebounds 4
3FG % 1st Half: 0-9 0.0% 2nd half: 3-10 30.0% Game: 3-19 15.8%
FT % 1st Half: 6-10 60.0% 2nd half: 5-5 100.0% Game: 11-15 73.3%

Northeastern 68 • 2-1

#	Player	Total		3-Ptr	Rebounds			PF	TP	A	TO	Blk	Stl	Min
		FG	FGA		Off	Def	Tot							
33	Murphy, Tomas	f	2-3	1-1	0-0	0	0	0	2	5	0	2	0	0 22
30	Green, Anthony	c	4-7	0-0	0-0	0	1	1	3	8	0	1	0	1 21
20	Pusica, Vasa	g	6-10	4-4	4-5	0	3	3	2	20	5	5	0	3 37
26	Bolden, Braden	g	3-5	2-3	3-3	1	4	5	4	11	2	0	0	0 21
22	Gresham, Donnell	g	2-6	2-5	0-1	0	4	4	2	6	2	1	0	1 31
11	Miller, Jeremy	g	4-6	0-1	3-3	0	2	2	1	11	1	0	1	1 21
12	Roland, Jordan	g	1-4	0-3	3-3	0	6	6	1	5	2	1	0	1 25
13	Franklin, Myles	g	0-0	0-0	0-0	0	0	0	2	0	0	0	0	0 8
24	Walters, Shaquille	g	0-1	0-0	2-2	0	2	2	0	2	2	1	0	0 14
Team					1	1	2							
Totals			22-42	9-17	15-17	2	23	25	17	68	14	13	1	7 200

FG % 1st Half: 10-18 55.6% 2nd half: 12-24 50.0% Game: 22-42 52.4% Deadball Rebounds 1,1
3FG % 1st Half: 3-7 42.9% 2nd half: 6-10 60.0% Game: 9-17 52.9%
FT % 1st Half: 10-11 90.9% 2nd half: 5-6 83.3% Game: 15-17 88.2%

Officials: Ray Natili, Mark Schnur, John Hampton
Technical fouls: Alabama-None. Northeastern-None.
Attendance: 2648
Charleston Classic First Round

Score by periods	1st	2nd	Total						
Alabama	22	30	52	Points	In Paint	Off T/O	2nd Chance	Fast Break	Bench
Northeastern	33	35	68	UA	30	7	2	8	18
				NU	20	0	0	0	18

Last FG - UA 2nd-01:03, NU 2nd-00:17.
Largest lead - UA None, NU by 17 2nd-04:58.
UA led for 00:00, NU led for 39:45. Game was tied for 00:15.
Score tied - 0 times.
Lead changed - 0 times.

GAME 2



Official Basketball Box Score -- Game Totals -- Final Statistics
Appalachian State vs Alabama
11/17/18 6:05 p.m. CT at Tuscaloosa, Ala. (Coleman Coliseum)



Appalachian State 73 • 1-1

#	Player	Total		3-Ptr	Rebounds			PF	TP	A	TO	Blk	Stl	Min
		FG	FGA		Off	Def	Tot							
00	Johnson, Isaac	f	9-13	0-1	4-9	5	8	13	2	22	1	3	1	0 36
32	Johnson, Tyrell	f	2-3	1-1	1-2	0	2	2	5	6	0	0	0	0 17
50	Seacat, Hunter	f	0-2	0-0	2-2	2	3	5	4	2	1	1	0	2 19
01	Forrest, Justin	g	5-14	2-3	2-4	0	2	2	2	14	1	5	0	1 32
02	Shabazz, Ronshad	g	7-14	5-7	2-2	0	3	3	4	21	2	6	0	0 28
04	Williams, O'Showen	g	0-0	0-0	1-3	0	1	1	5	1	0	3	0	1 24
11	Battle, Joseph	g	0-1	0-0	2-2	2	4	6	2	2	2	0	0	0 15
14	Holley, Bennett	g	0-2	0-2	0-1	0	2	2	2	0	0	0	0	0 12
20	Delph, Adrian	g	1-1	1-1	0-0	0	2	2	2	3	2	1	0	0 13
22	Gylfason, Breki	g	1-1	0-0	0-0	0	0	0	1	2	0	0	0	0 4
Team					2	1	3							
Totals			25-51	9-15	14-25	11	28	39	29	73	7	22	1	4 200

FG % 1st Half: 13-23 56.5% 2nd half: 12-28 42.9% Game: 25-51 49.0% Deadball Rebounds 4
3FG % 1st Half: 5-8 62.5% 2nd half: 4-7 57.1% Game: 9-15 60.0%
FT % 1st Half: 4-10 40.0% 2nd half: 10-15 66.7% Game: 14-25 56.0%

Alabama 81 • 2-0

#	Player		Total		3-Ptr	Rebounds			PF	TP	A	TO	Blk	Stl	Min
			FG	FGA	FG	FGA	FT	FTA							
00	Hall, Donta	f	4-7	0-0	4-6	2	10	12	2	12	0	0	1	1	27
30	Smith, Galin	f	2-3	0-0	0-0	0	2	2	2	4	0	1	1	0	22
02	Lewis Jr., Kira	g	9-18	3-6	0-0	3	1	4	2	21	1	1	0	0	31
10	Jones, Herbert	g	2-11	0-1	6-16	3	1	4	4	10	4	1	1	4	26
23	Petty, John	g	2-6	2-5	7-10	1	3	4	3	13	1	2	0	1	34
04	Reese, Alex		1-3	0-0	3-4	2	1	3	2	5	0	1	0	0	13
04	Giddens, Daniel		2-4	0-0	0-1	4	1	5	2	4	0	1	0	0	8
05	Johnson Jr, Avery		1-3	0-2	0-0	0	0	0	1	2	0	0	0	1	6
12	Ingram, Dazon		1-6	0-0	6-6	6	2	8	5	8	0	2	1	2	21
34	McK, Tevin		1-4	0-2	0-0	2	2	2	0	2	1	0	0	0	12
	Team					0	1	1				1			
	Totals		25-65	5-16	26-43	21	24	45	23	81	7	10	4	9	200

2018-19 BOX SCORES

GAME 5

Official Basketball Box Score -- Game Totals -- Final Statistics
Alabama vs Wichita State
11/18/18 1:30 pm at Charleston, S.C. (TD Arena)

Alabama 90 • 4-1

#	Player	Total		3-Ptr		Rebounds			PF	TP	A	TO	Blk	Stl	Min
		FG-FGA	FG-FGA	FT-FTA	Off	Def	Tot								
00	Hall, Donta	f	0-1	0-0	2-2	1	0	1	2	2	1	1	1	1	15
30	Smith, Galin	f	2-3	0-0	2-2	1	0	1	2	2	0	2	0	0	19
02	Lewis Jr., Kira	g	6-9	1-2	11-11	0	4	4	2	26	0	0	0	0	33
10	Jones, Herbert	g	5-11	2-3	1-2	1	5	6	5	13	1	4	0	0	29
23	Petty Jr., John	g	4-8	3-6	2-2	0	5	5	1	13	2	1	0	0	36
03	Reese, Alex	g	4-7	2-5	9-10	1	1	2	1	19	1	1	0	0	15
05	Johnson Jr., Avery	g	0-1	0-0	0-0	0	2	2	0	0	1	0	0	0	8
12	Ingram, Dazon	g	2-3	0-0	4-4	1	3	4	4	8	5	2	0	0	25
34	Mack, Tevin	g	2-6	1-3	0-0	1	3	4	2	5	1	0	0	0	20
Team						2	1	3							
Totals			25-49	9-19	31-33	8	24	32	19	90	14	12	1	1	200
FG % 1st Half: 16-27		59.3%	2nd half: 9-22	40.9%	Game: 25-49		51.0%							Deadboll	
FT % 1st Half: 6-11		54.5%	2nd half: 3-8	37.5%	Game: 9-14		64.3%							1	
FT % 1st Half: 8-9		88.9%	2nd half: 23-24	95.8%	Game: 31-33		93.9%								

FG % 1st Half: 16-27 59.3% 2nd half: 9-22 40.9% Game: 25-49 51.0%
 3FG % 1st Half: 6-11 54.5% 2nd half: 3-8 37.5% Game: 9-19 47.4%
 FT % 1st Half: 8-9 88.9% 2nd half: 23-24 95.8% Game: 31-33 93.9%

Wichita State 86 • 2-3

#	Player	Total		3-Ptr		Rebounds		PF	TP	A	TO	Blk	Stl	Min	
		FG-FGA	FG-FGA	FT-FTA	Off Def Tot										
01	McDUFFIE, Markis	f	8-13	2-4	8-9	3	5	8	1	26	0	0	0	1	34
21	ECHEMQUE, Jaime	f	5-11	1-3	2-4	1	1	2	3	13	0	1	1	3	20
02	BURTON, Jamarius	g	1-4	0-1	3-4	0	3	3	3	5	1	1	0	0	20
04	HAYNES-JONES, Samaj	g	5-11	2-6	1-1	0	1	1	3	13	2	1	0	0	33
10	STEVENSON, Erik	g	0-5	0-3	2-2	0	1	1	2	2	0	0	0	1	13
00	DENNIS, Dexter		7-9	1-2	4-5	4	1	5	3	19	1	2	0	0	26
03	TORRES, Ricky		1-5	0-4	2-2	1	1	2	4	4	5	0	0	1	25
05	BROWN, Rod		0-0	0-0	0-0	0	1	1	0	0	0	1	0	0	6
12	UDEZE, Morris		1-3	0-0	0-0	2	1	3	3	2	0	0	2	0	13
22	MOORE, Chance		0-0	0-0	0-0	0	0	0	0	0	0	0	0	0	3
33	MIDTGAARD, Asbjorn		1-1	0-0	0-0	0	0	0	3	2	0	0	0	0	6
44	PB-CHANDLER, Isaiah		0-0	0-0	0-0	0	0	0	0	0	0	0	0	0	1
	Team					0	2	2			1				
Totals			29-62	6-23	22-27	11	17	28	25	86	9	7	3	6	200

FG % 1st Half: 12-27	44.4%	2nd half: 17-35	48.6%	Game: 29-62	46.8%
3FG % 1st Half: 3-10	30.0%	2nd half: 3-13	23.1%	Game: 6-23	26.1%
FT % 1st Half: 7-8	87.5%	2nd half: 15-19	78.9%	Game: 22-27	81.5%
				Rebounds	3

FG % 1st Half: 12-27 44.4% 2nd half: 17-35 48.6% Game: 29-62 46.8%
 3FG % 1st Half: 3-10 30.0% 2nd half: 3-13 23.1% Game: 6-23 26.1%
 FT % 1st Half: 7-8 87.5% 2nd half: 15-19 78.9% Game: 22-27 81.5%

Officials: Joe DeRosa, Paul Janssen, John Hampton
 Technical fouls: Alabama-None. Wichita State-None.
 Attendance: 2862
 Charleston Classic Fifth Place Game

Score by periods	1st	2nd	Total
Alabama	46	44	90
Wichita State	34	52	86

Last FG - UA 2nd-04:20, WICH 2nd-00:11.
 Largest lead - UA by 13 1st-08:50, WICH by 2 1st-19:32.
 UA led for 36:57, WICH led for 00:42. Game was tied for 02:21.

Score tied - 3 times.
 Lead changed - 3 times.

GAME 7

Official Basketball Box Score -- Game Totals -- Final Statistics
Alabama vs UCF
11/29/18 7:00 pm at Orlando, Fla. (CFE Arena)

Alabama 64 • 5-2

#	Player	Total		3-Ptr		Rebounds			PF	TP	A	TO	Blk	Stl	Min
		FG-FGA	FG-FGA	FT-FTA	Off	Def	Tot								
00	Donta Hall	f	5-10	0-0	1-2	6	3	9	4	11	0	3	2	0	27
02	Galin Smith	f	0-1	0-0	1-2	0	1	1	3	1	0	1	1	0	10
02	Kira Lewis Jr.	g	6-11	2-5	0-0	0	2	2	4	14	2	2	0	0	32
10	Herbert Jones	g	3-9	0-1	1-2	2	4	6	3	7	1	3	0	0	28
23	John Petty	g	2-10	1-7	0-0	4	4	8	1	5	1	3	0	1	31
03	Alex Reese	g	5-14	2-7	2-2	2	1	3	2	14	2	1	0	0	28
04	Daniel Giddens	g	0-3	0-0	1-2	1	0	1	1	1	1	0	0	0	4
05	Avery Johnson Jr.	g	1-1	0-0	0-0	0	0	0	0	2	1	0	0	0	8
12	Dazon Ingram	g	1-1	0-0	3-4	0	6	6	5	5	4	1	1	2	18
34	Tevin Mack	g	2-6	0-4	0-0	1	2	3	1	4	2	0	1	0	14
	Team					3	4	7							
Totals			25-66	5-24	9-14	19	27	46	24	64	14	14	5	3	200

FG % 1st Half: 9-29 31.0% 2nd half: 16-37 43.2% Game: 25-66 37.9%
 3FG % 1st Half: 1-8 12.5% 2nd half: 4-16 25.0% Game: 5-24 20.8%
 FT % 1st Half: 6-10 60.0% 2nd half: 3-4 75.0% Game: 9-14 64.3%

UCF 70 • 6-1

#	Player		Total		3-Ptr		Rebounds			PF	TP	A	TO	Blk	Stl	Min		
			FG-FGA	FG-FGA	FT-FTA	Off	Def	Tot										
35	Smith, Collin	f	0-2	0-1	1-2	0	6	6	2	1	1	1	0	0	0	19		
24	Fall, Tacko	c	5-8	0-0	0-3	2	0	2	4	10	0	2	4	0	0	19		
01	Taylor, B.J.	g	6-11	3-5	9-11	0	0	0	2	24	2	3	0	1	0	37		
02	Allen, Terrell	g	2-4	0-0	1-2	0	4	4	4	5	4	2	0	0	0	34		
15	Dawkins, Aubrey	g	3-10	0-4	10-10	0	2	2	1	16	3	1	1	2	0	36		
04	DeJesus, Ceasar	g	0-0	0-0	0-0	0	0	0	0	0	0	0	0	0	0	8		
10	Griffin, Dayton	g	1-4	1-3	0-0	0	1	1	0	3	2	0	0	0	0	15		
20	Bertz, Frank	g	1-2	1-2	0-0	0	1	1	0	3	0	0	0	0	0	5		
21	Brown, Chad	g	3-4	0-0	2-8	1	7	8	1	8	0	0	1	2	0	27		
Team							1	4	5									
Totals			21-45		5-15		23-36		4	25	29	14	70	12	9	6	5	200

FG % 1st Half: 8-20 40.0% 2nd half: 13-25 52.0% Game: 21-45 46.7%
 3FG % 1st Half: 2-7 28.6% 2nd half: 3-8 37.5% Game: 5-15 33.3%
 FT % 1st Half: 11-15 73.3% 2nd half: 12-21 57.1% Game: 23-36 63.9%

Officials: Garrick Shanno, Ron Groover, Michael Stephens
 Technical fouls: Alabama-None. UCF-None.
 Attendance: 4449

Score by periods	1st	2nd	Total
Alabama	25	39	64
UCF	29	41	70

Last FG - ALA 2nd-00:14, UCF 2nd-02:14.
 Largest lead - ALA by 2 2nd-16:57, UCF by 12 1st-01:32.
 ALA led for 00:29, UCF led for 37:29. Game was tied for 02:02.

Score tied - 3 times.
 Lead changed - 4 times.

GAME 6

Official Basketball Box Score -- Game Totals -- Final Statistics
Murray State vs Alabama
11/26/18 7:00 p.m. CT at Tuscaloosa, Ala. (Coleman Coliseum)

Murray State 72 • 3-1

#	Player		Total		3-Ptr		Rebounds			PF	TP	A	TO	Blk	Stl	Min
			FG-FGA	FG-FGA	FT-FTA	Off	Def	Tot								
04	Sanchious, Brion	f	2-3	0-0	0-0	2	3	5	0	4	3	0	0	1	30	
24	Smith, Anthony	f	2-5	0-0	0-0	2	0	2	3	4	0	1	3	0	19	
10	Brown, Tevin	g	2-4	2-4	0-0	0	3	3	5	6	1	2	1	0	28	
11	Buchanan, Shaq	g	4-10	1-5	0-0	0	7	7	4	9	1	1	0	4	32	
12	Morant, Ja	g	16-29	0-4	6-8	4	5	9	2	38	5	10	0	1	40	
00	Davis, Mike		2-3	2-3	1-2	0	0	0	3	7	0	2	0	1	21	
14	Eaves, Jaiveon		0-1	0-1	0-0	0	0	0	1	0	0	1	1	0	7	
22	Whitley, Brion		0-2	0-1	0-0	0	1	1	2	0	0	0	0	0	13	
23	Williams, KJ		0-0	0-0	0-0	0	0	0	0	0	0	0	0	0	3	
32	Cowart, Darnell		1-7	0-0	2-2	4	1	5	1	4	0	1	0	0	7	
	Team					0	0	0	1							
Totals			29-64	5-18	9-12	12	20	32	22	72	10	18	5	7	200	

FG % 1st Half: 13-36 36.1% 2nd half: 16-28 57.1% Game: 29-64 45.3%
 3FG % 1st Half: 2-10 20.0% 2nd half: 3-8 37.5% Game: 5-18 27.8%
 FT % 1st Half: 1-2 50.0% 2nd half: 8-10 80.0% Game: 9-12 75.0%

Alabama 78 • 5-1

#	Player	Total		3-Ptr		Rebounds			PF	TP	A	TO	Blk	Stl	Min
		FG-FGA	FG-FGA	FT-FTA	FT-FTA	Off	Def	Tot							
00	Hall, Donta	f	0-3	0-0	2-2	2	4	6	0	2	0	2	3	1	21
30	Smith, Galin	f	2-3	0-0	0-0	1	2	3	4	4	1	3	1	0	16
02	Lewis Jr., Kira	g	6-13	1-4	7-10	1	1	2	2	20	3	1	1	1	28
03	Jones, Herbert	g	3-5	0-0	1-2	2	6	8	3	7	4	5	1	2	29
23	Petty Jr., John	g	5-10	0-4	6-7	2	5	7	1	16	0	2	1	1	34
03	Reese, Alex	g	3-9	3-5	0-0	0	0	0	2	9	1	1	2	2	21
05	Johnson Jr., Avery	g	2-5	0-3	0-0	0	0	0	1	4	1	0	0	0	9
12	Ingram, Dazon	g	1-2	0-0	7-8	0	4	4	3	9	2	6	0	0	29
34	Mack, Tevin	g	3-6	1-2	0-1	2	2	4	0	7	0	1	1	0	13
Team						5	1	6							
Totals			25-56	5-18	23-30	15	25	40	16	78	12	21	10	7	200

2018-19 BOX SCORES

GAME 9



Official Basketball Box Score -- Game Totals -- Final Statistics
Arizona vs Alabama
 12/9/18 12 p.m. CT at Tuscaloosa, Ala. (Coleman Coliseum)



Arizona 73 • 7-3

#	Player	Total		3-Ptr		Rebounds			PF	TP	A TO Blk			Stl	Min
		FG-FGA	FG-FGA	FT-FTA	Off Def Tot	PF	TP	A TO Blk							
04	Jeter, Chase	c	9-16	0-0	1-3	4	5	9	4	19	0	0	2	0	34
02	Williams, Brandon	g	6-11	4-7	0-0	0	4	4	2	16	1	0	0	0	31
05	Randolph, Brandon	g	7-20	3-9	0-0	1	1	2	1	17	3	2	0	2	30
12	Coleman, Justin	g	2-5	0-1	4-4	0	5	5	4	8	6	5	0	3	35
24	Akot, Emmanuel	g	2-7	2-4	1-2	1	4	5	3	7	0	0	0	0	21
03	Smith, Dylan	g	0-3	0-1	0-0	1	3	4	3	0	0	0	1	0	23
10	Luther, Ryan	g	2-6	0-2	0-0	4	2	6	1	4	0	2	1	1	19
11	Lee, Ira	g	1-2	0-0	0-0	0	0	0	1	2	0	2	0	0	5
23	Barcello, Alex	g	0-0	0-0	0-0	0	0	0	0	0	0	0	0	0	2
Team					2	1	3								
Totals			29-70	9-24	6-9	13	25	38	19	73	10	11	4	6	200

FG % 1st Half: 12-38 31.6% 2nd half: 17-32 53.1% Game: 29-70 41.4%
 3FG % 1st Half: 4-14 28.6% 2nd half: 5-10 50.0% Game: 9-24 37.5%
 FT % 1st Half: 2-4 50.0% 2nd half: 4-5 80.0% Game: 6-9 66.7%

Deadball
Rebounds
2

Alabama 76 • 6-3

#	Player	Total		3-Ptr		Rebounds			PF	TP	A TO Blk			Stl	Min
		FG-FGA	FG-FGA	FT-FTA	Off Def Tot	PF	TP	A TO Blk							
00	Hall, Donta	f	3-4	0-0	7-9	2	7	9	2	13	0	0	0	0	25
34	Mack, Tevin	g	4-10	2-5	2-3	2	4	6	1	12	0	2	1	0	22
02	Lewis Jr., Kira	g	7-13	4-5	2-4	0	2	2	2	20	1	3	0	1	30
10	Jones, Herbert	g	0-1	0-1	0-4	1	0	1	1	0	1	3	2	0	21
12	Ingram, Dazon	g	1-2	0-0	0-0	0	2	2	1	2	0	1	0	0	12
03	Reese, Alex	g	5-9	2-3	3-3	3	5	8	3	15	3	3	0	2	27
05	Johnson Jr., Avery	g	1-3	0-1	0-0	0	2	2	1	2	1	0	0	1	14
23	Petty Jr., John	g	1-8	0-4	2-4	0	6	6	2	4	2	2	0	1	32
30	Smith, Galin	g	4-6	0-0	0-1	2	1	3	1	8	1	1	1	0	17
Team					1	0	1								
Totals			26-56	8-19	16-28	11	29	40	14	76	11	15	4	5	200

FG % 1st Half: 15-32 46.9% 2nd half: 11-24 45.8% Game: 26-56 46.4%
 3FG % 1st Half: 4-9 44.4% 2nd half: 4-10 40.0% Game: 8-19 42.1%
 FT % 1st Half: 5-6 83.3% 2nd half: 11-22 50.0% Game: 16-28 57.1%

Deadball
Rebounds
6

Officials: Doug Shows, Don Daily, Patrick Evans
 Technical fouls: Arizona-None. Alabama-None.
 Attendance: 9581

Score by periods	1st	2nd	Total
Arizona	30	43	73
Alabama	39	37	76

	In	Off	2nd	Fast	Bench
Points					
ARIZ	30	13	16	4	6
UA	36	17	18	8	29

Score tied - 4 times.
 Lead changed - 5 times.

Last FG - ARIZ 2nd-00:07, UA 2nd-00:13.
 Largest lead - ARIZ by 4 1st-17:42, UA by 19 1st-07:05.
 ARIZ led for 05:16, UA led for 31:43. Game was tied for 03:01.

GAME 11



Official Basketball Box Score -- Game Totals -- Final Statistics
Penn State vs Alabama
 12/21/18 8 p.m. CT at Tuscaloosa, Ala. (Coleman Coliseum)



Penn State 64 • 6-6

#	Player	Total		3-Ptr		Rebounds			PF	TP	A TO Blk			Stl	Min
		FG-FGA	FG-FGA	FT-FTA	Off Def Tot	PF	TP	A TO Blk							
11	Stevens, Lamar	f	6-19	0-6	0-0	0	4	4	2	12	3	5	2	0	39
24	Watkins, Mike	g	3-5	0-0	0-0	2	6	8	4	6	2	1	1	2	15
05	Wheeler, Jamari	g	0-1	0-1	0-0	1	2	3	4	0	1	1	1	0	17
13	Bolton, Rasir	g	1-2	1-1	0-0	0	1	1	0	3	1	1	0	0	16
23	Reaves, Josh	g	4-10	1-4	0-0	2	4	6	1	9	3	0	1	1	38
00	Jones, Myreon	g	3-16	0-4	5-5	0	1	1	1	11	3	1	1	0	21
02	Dread, Myles	g	3-7	2-6	0-0	0	1	1	3	8	1	0	0	0	15
21	Harrar, John	g	1-3	0-0	0-0	3	2	5	3	2	0	1	1	1	19
35	Buttrick, Trent	g	5-5	3-3	0-0	1	3	4	2	13	0	1	0	1	20
Team					1	0	1								
Totals			26-68	7-25	5-5	10	24	34	20	64	16	10	6	8	200

FG % 1st Half: 11-31 35.5% 2nd half: 15-37 40.5% Game: 26-68 38.2%
 3FG % 1st Half: 5-13 38.5% 2nd half: 2-12 16.7% Game: 7-25 28.0%
 FT % 1st Half: 0-0 0.0% 2nd half: 5-5 100.0% Game: 5-5 100.0%

Deadball
Rebounds
0

Alabama 73 • 8-3

#	Player	Total		3-Ptr		Rebounds			PF	TP	A TO Blk			Stl	Min
		FG-FGA	FG-FGA	FT-FTA	Off Def Tot	PF	TP	A TO Blk							
00	Hall, Donta	f	7-10	0-0	3-3	4	7	11	0	17	1	0	3	0	29
34	Mack, Tevin	g	3-6	2-4	3-4	1	3	4	2	11	0	3	0	0	23
02	Lewis Jr., Kira	g	2-7	0-1	3-4	0	1	1	2	7	4	1	0	1	29
10	Jones, Herbert	g	3-7	0-0	2-4	0	4	4	2	8	2	1	3	0	28
23	Petty Jr., John	g	5-7	1-3	2-3	0	5	5	1	13	0	3	0	0	28
01	Norris, Riley	g	3-4	1-2	0-1	0	0	0	0	7	0	1	0	0	18
03	Reese, Alex	g	1-1	0-0	0-0	0	1	1	0	2	0	1	1	0	5
05	Johnson Jr., Avery	g	0-2	0-0	0-0	0	2	2	0	0	0	0	0	0	7
12	Ingram, Dazon	g	3-6	0-0	0-2	0	4	4	2	6	4	2	0	0	24
30	Smith, Galin	g	1-3	0-0	0-0	0	0	0	2	2	0	0	0	0	9
Team					1	5	6								
Totals			28-53	4-10	13-21	6	32	38	11	73	11	12	7	4	200

FG % 1st Half: 14-28 50.0% 2nd half: 14-25 56.0% Game: 28-53 52.8%
 3FG % 1st Half: 2-4 50.0% 2nd half: 2-6 33.3% Game: 4-10 40.0%
 FT % 1st Half: 3-5 60.0% 2nd half: 10-16 62.5% Game: 13-21 61.9%

Deadball
Rebounds
3

Officials: Doug Shows, Michael Roberts, Chuck Jones
 Technical fouls: Penn State-None. Alabama-None.
 Attendance: 10142

Score by periods	1st	2nd	Total
Penn State	27	37	64
Alabama	33	40	73

	In	Off	2nd	Fast	Bench
Points					
PSU	34	16	11	8	34
UA	46	9	9	2	17

Score tied - 4 times.
 Lead changed - 6 times.

Last FG - PSU 2nd-01:22, UA 2nd-02:16.
 Largest lead - PSU by 14 1st-09:35, UA by 12 2nd-15:53.
 PSU led for 11:57, UA led for 26:06. Game was tied for 01:57.

GAME 10

Official Basketball Box Score -- Game Totals -- Final Statistics
Liberty vs Alabama
 12/18/18 7 p.m. at Von Braun Center (Huntsville, Ala.)

Liberty 75 • 9-3

#	Player	Total		3-Ptr		Rebounds			PF	TP	A TO Blk			Stl	Min
		FG-FGA	FG-FGA	FT-FTA	Off Def Tot	PF	TP	A TO Blk							
00	BAXTER-BELL, Myo	g	1-4	0-0	0-0	0	3	3	4	2	2	1	0	0	12
01	HOMESLEY, Caleb	g	7-16	5-10	4-4	0	3	3	0	23	5	3	0	0	35
02	MCGHEE, Darius	g	4-11	3-8	0-0	0	1	1	3	11	0	1	2	1	24
03	CABILL, Lovell	g	1-4	0-1	4-4	0	1	1	3	6	0	4	0	1	28
05	GUMBS, Keenan	g	1-5	1-1	0-0	3	5	8	4	3	0	1	0	0	15
10	CAFFEE, Elijah	g	2-5	0-1	1-2	0	1	1	5	5	1	1	0	0	30
11	PACHECO-ORTIZ, G.	g	0-0	0-0	0-0	0	0	0	2	0	2	1	0	0	14
20	MCDOWELL, Keegan	g	2-4	0-0	1-1	0	1	1	2	5	0	0	0	0	11
31	JAMES, Scottie	f	7-8	2-2	4-6	3	8	11	4	20	1	3	1	0	30
55	NEWTON, Brendan	g	0-0	0-0	0-0	0	0	0	0	0	0	0	0	0	1
Team					2	2	4								
Totals			25-57	11-23	14-17	8	25	33	27	75	11	15	3	2	200

FG % 1st Half: 12-30 40.0% 2nd half: 13-27 48.1% Game: 25-57 43.9%
 3FG % 1st Half: 5-11 45.5% 2nd half: 6-12 50.0% Game: 11-23 47.8%
 FT % 1st Half: 4-7 57.1% 2nd half: 10-10 100.0% Game: 14-17 82.4%

Deadball
Rebounds
2

Alabama 84 • 7-3

#	Player		Total		3-Ptr		Rebounds			PF	TP					Min
			FG-FGA	FG-FGA	FT-FTA	Off	Def	Total	A			TO	Blk	Stl		
00	Hall, Donta	f	6-6	0-0	9-11	3	2	5	0	21	1	1	4	1	30	
01	Norris, Riley		0-2	0-1	1-2	1	3	4	2	1	0	0	0	1	15	
02	Lewis Jr., Kira	g	7-12	1-2	2-3	0	3	3	3	17	4	2	0	0	35	
03	Reese, Alex		1-5	0-2	5-8	0	3	3	0	7	0	1	0	2	14	
04	Johnson Jr, Avery		1-2	0-0	0-0	0	1	1	0	2	0	0	0	0	12	
05	Jones, Herbert	g	3-4	0-0	2-4	0	3	3	2	8	2	1	1	3	23	
12	Ingram, Dazon		2-3	2-3	1-2	0	2	2	5	7	1	4	0	0	15	
23	Petty, John	g	5-12	3-7	3-3	0	3	3	1	16	1	1	1	0	33	
30	Smith, Galin		0-1	0-0	0-2	1	2	3	2	0	0	1	0	0	6	
34	Mack, Tevin	g	1-3	1-2	2-4	0	1	1	2	5	2	0	0	0	17	
	Team					2	2	4								
Totals			26-50	7-17	25-39	7	25	32	17	84	11	11	6	8	200	

2018-19 BOX SCORES

GAME 13



Official Basketball Box Score -- Game Totals -- Final Statistics
Kentucky vs Alabama
 1/5/19 12 p.m. CT at Tuscaloosa, Ala. (Coleman Coliseum)

**Kentucky 75 • 10-3, 0-1**

#	Player	Total		3-Ptr		Rebounds			PF	TP	A TO Blk Stl				Min
		FG-FGA	FG-FGA	FT-FTA	Off	Def	Tot								
22	Travis, Reid	f	6-13	0-2	0-1	1	5	6	3	12	1	5	0	0	29
25	Washington, PJ	f	4-10	0-3	7-8	1	6	7	4	15	1	1	0	1	31
02	Hagans, Ashton	g	5-10	0-0	2-2	1	2	3	2	12	6	2	0	3	33
03	Johnson, Keldon	g	5-10	1-3	2-2	1	6	7	3	13	4	1	0	3	30
14	Herro, Tyler	g	4-12	2-6	2-2	0	3	3	2	12	0	1	0	0	35
04	Richards, Nick		0-1	0-0	1-2	2	1	3	0	1	2	0	1	0	13
05	Quickley, Immanuel		3-5	2-4	0-0	0	2	2	1	8	0	1	0	0	15
13	Baker, Jemari		0-0	0-0	0-0	0	0	0	0	0	0	0	0	0	6
23	Montgomery, EJ		1-4	0-0	0-0	0	0	0	0	2	0	0	0	0	8
Team						0	1	1							
Totals			28-65	5-18	14-17	6	26	32	15	75	14	11	1	7	200
FG % 1st Half: 15-30		50.0%	2nd half: 13-35		37.1%	Game: 28-65		43.1%	Deadball						
3FG % 1st Half: 2-6		33.3%	2nd half: 3-12		25.0%	Game: 5-18		27.8%	Rebounds						
FT % 1st Half: 8-9		88.9%	2nd half: 6-8		75.0%	Game: 14-17		82.4%							
											1				

Alabama 77 • 10-3, 1-0

#	Player		Total		3-Ptr		Rebounds			PF	TP	A TO Blk Stl				Min
			FG-FGA	FG-FGA	FT-FTA	Off	Def	Tot								
00	Hall, Donta	f	5-7	0-0	1-3	2	8	10	1	11	0	1	0	0	30	
34	Mack, Tevin	f	8-12	6-8	0-0	1	4	5	1	22	1	2	0	0	29	
02	Lewis Jr., Kira	g	4-14	2-6	2-2	0	2	2	2	12	3	4	0	0	34	
10	Jones, Herbert	g	4-4	0-0	2-2	1	7	8	4	10	6	0	0	0	23	
12	Ingram, Dazon	g	2-7	1-2	6-6	1	3	4	2	11	4	5	0	0	30	
01	Norris, Riley		0-2	0-2	0-0	1	1	2	0	0	0	0	0	1	14	
03	Reese, Alex		2-6	1-2	0-0	1	3	4	1	5	0	1	1	0	13	
05	Johnson Jr, Avery		0-1	0-0	0-0	0	1	1	1	0	0	0	0	1	4	
23	Petty, John		2-5	0-3	2-4	0	1	1	2	6	0	2	2	0	16	
30	Smith, Galin		0-1	0-0	0-0	0	2	2	2	0	0	1	1	0	7	
Team						0	1	1				1				
Totals				27-59	10-23	13-17	7	33	40	16	77	14	17	4	2	200
FG % 1st Half: 15-31			48.4%	2nd half: 12-28		42.9%	Game: 27-59		45.8%	Deadball						
3FG % 1st Half: 7-11			63.6%	2nd half: 3-12		25.0%	Game: 10-23		43.5%	Rebounds						
FT % 1st Half: 1-3			33.3%	2nd half: 12-14		85.7%	Game: 13-17		76.5%	3						

Officials: Doug Shows, Chuck Jones, Brian Shey
 Technical fouls: Kentucky-None. Alabama-None.
 Attendance: 12424

Score by periods	1st	2nd	Total
Kentucky	40	35	75
Alabama	38	39	77

Last FG - UK 2nd-00:04, UA 2nd-01:01.
 Largest lead - UK by 5 1st-09:38, UA by 11 2nd-03:11.
 UK led for 10:10. UA led for 25:49. Game was tied for 04:01.

Score tied - 9 times.
 Lead changed - 10 times.

Points	In	Off	2nd	Fast	Bench
UK	36	20	10	8	11
UA	32	9	6	11	

GAME 14



Official Basketball Box Score -- Game Totals -- Final Statistics
Alabama vs LSU
 01/08/19 8:00 p.m. at Baton Rouge, Louisiana (Maravich Center)

**Alabama 79 • 10-4 (1-1)**

#	Player	Total		3-Ptr		Rebounds			PF	TP	A TO Blk Stl				Min
		FG-FGA	FG-FGA	FT-FTA	Off	Def	Tot								
00	Hall, Donta	f	2-4	0-0	3-4	3	3	6	1	7	0	1	0	1	25
34	Mack, Tevin	f	3-8	0-3	0-0	0	2	2	0	6	0	0	0	0	19
02	Lewis Jr., Kira	g	3-11	1-6	8-8	0	2	2	1	15	1	3	0	1	31
10	Jones, Herbert	g	5-10	0-0	0-2	5	0	5	4	10	5	1	1	2	23
12	Ingram, Dazon	g	1-4	0-2	0-1	0	2	2	2	2	3	2	0	0	12
01	Norris, Riley		2-3	2-3	2-2	0	3	3	5	8	1	1	0	2	20
03	Reese, Alex		2-5	2-4	6-6	3	1	4	1	12	1	0	0	0	18
04	Giddens, Daniel		3-4	0-0	0-0	0	0	0	3	6	0	0	0	0	10
05	Johnson Jr, Avery		1-1	0-0	0-0	0	0	0	1	2	0	2	0	0	8
23	Petty, John		2-9	2-6	3-3	1	7	8	0	9	3	4	1	0	30
30	Smith, Galin		1-3	0-0	0-0	1	0	1	2	2	0	1	0	0	4
Team						3	0	3							
Totals			25-62	7-24	22-26	16	20	36	20	79	14	15	2	6	200

LSU 88 • 11-3 (1-0)

#	Player	Total		3-Ptr		Rebounds			PF	TP	A TO Blk Stl				Min
		FG-FGA	FG-FGA	FT-FTA	Off	Def	Tot								
00	Naz Reid	f	2-5	1-1	2-2	0	1	1	5	7	0	4	3	0	17
11	K. Bigby-Williams	f	5-7	0-0	4-4	5	8	13	3	14	1	1	5	0	24
03	Tremont Waters	g	6-9	2-2	5-7	0	4	4	3	19	7	3	0	0	30
04	Skylar Mays	g	2-6	0-2	4-4	1	1	2	1	8	2	2	0	2	36
14	Marlon Taylor	g	2-6	0-0	0-1	1	4	5	1	4	0	2	0	3	26
01	Ja'vonte Smart		4-11	3-5	4-5	1	3	4	2	15	5	1	0	1	29
22	Darius Days		5-10	3-4	1-2	3	0	3	4	14	0	1	0	0	20
24	Emmitt Williams		2-3	1-1	2-2	1	1	2	0	7	0	2	0	2	18
	Team					0	1	1							
Totals			28-57	10-15	22-27	12	23	35	19	88	15	16	8	8	200
FG % 1st Half: 15-28		53.6%	2nd half: 13-29		44.8%	Game: 28-57		49.1%	Deadball						
3FG % 1st Half: 8-10		80.0%	2nd half: 2-5		40.0%	Game: 10-15		66.7%	Rebounds						
FT % 1st Half: 5-6		83.3%	2nd half: 17-21		81.0%	Game: 22-27		81.5%	1,1						

Officials: Anthony Jordan, Pat Driscoll, Todd Austin
 Technical fouls: Alabama-None. LSU-None.
 Attendance: 9718

Score by periods	1st	2nd	Total
Alabama	28	51	79
LSU	43	45	88

Last FG - UA 2nd-04:40, LSU 2nd-01:04.
 Largest lead - UA by 4 1st-13:26, LSU by 19 2nd-19:00.
 UA led for 02:02. LSU led for 35:51. Game was tied for 02:07.

Score tied - 3 times.
 Lead changed - 4 times.

Points	In	Off	2nd	Fast	Bench
UA	34	13	20	6	39
LSU	32	16	4	36	

GAME 15



Official Basketball Box Score -- Game Totals -- Final Statistics
Texas A&M vs Alabama
 1/12/19 2:30 p.m. CT at Tuscaloosa, Ala. (Coleman Coliseum)

**Texas A&M 81 • 7-7, 1-2**

#	Player	Total	3-Ptr	Rebounds	Off	Def	Tot	PF	TP	A	TO	Blk	Stl	Min	
		FG-FGA	FG-FGA	FT-FTA											
01	Flagg,Savion	f	4-7	0-2	8-12	2	5	7	0	16	2	0	1	35	
21	Mekowulu,Christian	f	2-3	0-1	0-0	1	2	3	4	4	0	0	1	12	
00	Chandler,Jay Jay	g	2-7	0-2	0-0	1	3	4	4	4	2	0	0	25	
02	Starks,TJ	g	4-17	1-6	3-4	1	3	4	3	12	2	2	0	38	
11	Mitchell,Wendell	g	6-13	2-6	4-5	0	6	6	4	18	1	0	0	1	32
12	Collins,Chris		0-0	0-0	0-0	0	0	0	1	0	0	0	0	1	
13	Mahan,Brandon		0-2	0-1	0-0	0	2	2	2	0	1	0	0	0	13
24	Walker, John		0-3	0-1	6-8	2	2	4	1	6	0	0	0	0	16
30	Nebo,Josh		10-12	0-0	1-1	2	5	7	2	21	0	0	4	0	28
Team						1	0	1				1			
Totals			28-64	3-19	22-30	10	28	38	21	81	8	3	6	2	200
FG % 1st Half: 12-32		37.5%	2nd half: 16-32		50.0%	Game: 28-64		43.8%	Deadball						
3FG % 1st Half: 1-11		9.1%	2nd half: 2-8		25.0%	Game: 3-19		15.8%	Rebounds						
FT % 1st Half: 7-10		70.0%	2nd half: 15-20		75.0%	Game: 22-30		73.3%	3						

2018-19 BOX SCORES

GAME 17



Official Basketball Box Score -- Game Totals -- Final Statistics
Alabama vs Tennessee
 01/19/19 2:05 p.m. at Knoxville, Tenn. (Thompson-Boling Arena)



Alabama 68 • 11-6, 2-3 SEC

#	Player	Total		3-Ptr		Rebounds			PF	TP	A TO Blk			Stl	Min
		FG-FGA	FG-FGA	FT-FTA	Off Def Tot	PF	TP	A TO Blk							
00	Hall, Donta	f	7-10	0-0	2-2	4	8	12	2	16	0	0	1	0	33
34	Mack, Tevin	f	0-4	0-2	0-0	0	1	1	1	0	1	0	0	0	7
02	Lewis Jr., Kira	g	4-10	3-6	1-2	0	2	2	4	12	1	4	0	0	33
10	Jones, Herbert	g	1-5	0-2	0-2	1	3	4	3	2	2	4	1	0	20
12	Ingram, Dazon	g	1-3	0-1	1-4	1	3	4	3	3	5	1	0	0	27
01	Norris, Riley	g	1-4	1-3	0-0	1	2	3	2	3	1	0	0	0	15
03	Reese, Alex	g	0-4	0-2	2-3	0	3	3	2	2	0	2	2	0	15
05	Johnson Jr, Avery	g	0-0	0-0	0-0	0	1	1	1	0	1	0	0	0	11
23	Petty, John	g	11-18	6-10	2-5	1	0	1	1	30	2	1	0	1	32
30	Smith, Galin	g	0-1	0-0	0-0	1	4	5	1	0	0	1	0	2	7
Team					3	2	5								
Totals			25-59	10-26	8-18	12	29	41	20	68	13	13	4	3	200

FG % 1st Half: 12-31 38.7% 2nd half: 13-28 46.4% Game: 25-59 42.4%
 3FG % 1st Half: 4-11 36.4% 2nd half: 6-15 40.0% Game: 10-26 38.5%
 FT % 1st Half: 4-5 80.0% 2nd half: 4-13 30.8% Game: 8-18 44.4%

Deadball
Rebounds
6

Tennessee 71 • 16-1, 5-0 SEC

#	Player	Total		3-Ptr		Rebounds			PF	TP	A TO Blk			Stl	Min
		FG-FGA	FG-FGA	FT-FTA	Off Def Tot	PF	TP	A TO Blk							
02	Williams, Grant	f	8-17	0-1	5-7	2	0	2	5	21	0	2	1	1	34
11	Alexander, Kyle	f	3-5	0-1	0-0	2	7	9	0	6	0	0	5	0	29
00	Bone, Jordan	g	5-10	0-1	0-1	0	2	2	1	10	7	1	0	0	31
05	Schofield, Admiral	g	4-17	1-4	3-3	2	9	11	3	12	4	1	0	2	34
35	Pons, Yves	g	2-2	0-0	0-0	2	1	3	1	4	0	1	1	0	14
01	Turner, Lamonte	g	1-4	0-2	4-4	0	0	0	4	6	1	2	0	1	24
10	Fulkerson, John	g	0-2	0-0	0-0	0	2	2	2	0	0	1	0	1	7
23	Bowden, Jordan	g	5-7	2-3	0-1	2	2	4	2	12	4	1	0	1	27
Team					1	2	3								
Totals			28-64	3-12	12-16	11	25	36	18	71	16	9	7	6	200

FG % 1st Half: 18-30 60.0% 2nd half: 10-34 29.4% Game: 28-64 43.8%
 3FG % 1st Half: 2-5 40.0% 2nd half: 1-7 14.3% Game: 3-12 25.0%
 FT % 1st Half: 6-8 75.0% 2nd half: 6-8 75.0% Game: 12-16 75.0%

Deadball
Rebounds
0,1

Officials: Steven Anderson, Jason Baker, Brian Shey
 Technical fouls: Alabama-None. Tennessee-None.
 Attendance: 21957

Score by periods	1st	2nd	Total
Alabama	32	36	68
Tennessee	44	27	71

Points	In	Off	2nd	Fast	Bench
Alabama	30	7	17	2	35
UT	40	13	10	2	18

Last FG - UA 2nd-03:16, UT 2nd-00:46.
 Largest lead - UA by 3 2nd-09:27, UT by 15 1st-01:03.
 UA led for 07:02. UT led for 29:58. Game was tied for 03:00.

Score tied - 3 times.
 Lead changed - 6 times.

GAME 19

Official Basketball Box Score -- Game Totals -- Final Statistics
Alabama vs Baylor
 01/26/19 11:00 am CT at Ferrell Center (Waco, Texas)

Alabama 68 • 12-7, 3-3 SEC

#	Player	Total		3-Ptr		Rebounds			PF	TP	A TO Blk			Stl	Min
		FG-FGA	FG-FGA	FT-FTA	Off Def Tot	PF	TP	A TO Blk							
00	Hall, Donta	f	5-10	0-0	1-1	3	4	7	1	11	0	1	3	0	29
02	Lewis Jr., Kira	g	6-12	1-4	2-2	1	4	5	3	15	6	3	1	2	31
10	Jones, Herbert	g	0-2	0-0	0-0	0	3	3	5	0	3	1	0	0	15
12	Ingram, Dazon	g	2-2	0-0	1-2	0	3	3	1	5	2	0	0	1	26
34	Mack, Tevin	g	7-13	0-2	1-2	1	1	2	2	15	1	1	1	0	26
01	Norris, Riley	g	6-6	4-4	0-0	2	0	2	0	16	2	2	2	0	23
03	Reese, Alex	g	1-3	0-2	0-0	2	1	3	0	2	0	0	0	0	9
05	Johnson Jr, Avery	g	0-1	0-0	0-0	0	1	1	1	0	1	0	0	0	9
23	Petty, John	g	1-7	0-5	0-0	0	1	1	0	2	2	1	0	0	22
30	Smith, Galin	g	1-1	0-0	0-0	0	2	2	1	2	0	1	0	0	10
Team					0	2	2								
Totals			29-57	5-17	5-7	9	22	31	15	68	17	13	7	3	200

FG % 1st Half: 14-26 53.8% 2nd half: 15-31 48.4% Game: 29-57 50.9%
 3FG % 1st Half: 1-7 14.3% 2nd half: 4-10 40.0% Game: 5-17 29.4%
 FT % 1st Half: 1-2 50.0% 2nd half: 4-5 80.0% Game: 5-7 71.4%

Deadball
Rebounds
2

Baylor 73 • 13-6, 4-2 B12

#	Player	Total		3-Ptr		Rebounds			PF	TP	A TO Blk			Stl	Min
		FG-FGA	FG-FGA	FT-FTA	Off Def Tot	PF	TP	A TO Blk							
03	McClure, King	g	2-6	2-5	1-2	2	0	2	1	7	0	0	1	1	17
04	Kegler, Mario	g	7-13	1-4	2-3	3	4	7	1	17	0	0	0	0	27
10	Mason, Makai	g	5-10	1-4	2-2	0	3	3	1	13	4	4	0	1	31
11	Vital, Mark	g	3-9	0-0	0-0	4	0	4	2	6	0	1	0	0	27
12	Butler, Jared	g	3-8	2-6	1-2	0	0	4	2	9	5	1	0	1	31
00	Thamba, Flo	g	0-2	0-0	0-0	1	4	5	1	0	0	0	2	0	17
02	Bando, Devonte	g	2-5	0-1	0-0	2	0	2	1	4	1	0	0	2	12
24	Mayer, Matthew	g	4-8	0-2	1-1	1	4	5	0	9	3	1	2	1	22
33	Gillespie, Freddie	g	4-6	0-0	0-0	1	0	1	2	8	1	1	0	0	16
Team					2	0	2								
Totals			30-67	6-22	7-10	16	19	35	11	73	14	8	5	6	200

FG % 1st Half: 15-37 40.5% 2nd half: 15-30 50.0% Game: 30-67 44.8%
 3FG % 1st Half: 6-15 40.0% 2nd half: 0-7 0.0% Game: 6-22 27.3%
 FT % 1st Half: 0-0 0.0% 2nd half: 7-10 70.0% Game: 7-10 70.0%

Officials: Joe DeRosa, James Luckie, Jeb Hartness
 Technical fouls: Alabama-None. Baylor-None.
 Attendance: 7094
 Big 12/SEC Challenge
 Fouled Out: Alabama: #10 Jones 00:24

Score by periods	1st	2nd	Total
Alabama	30	38	68
Baylor	36	37	73

Points	In	Off	2nd	Fast	Bench
Alabama	48	13	19	6	22
BU	38	24	8	6	21

Last FG - BAMA 2nd-00:04, BU 2nd-00:37.
 Largest lead - BAMA by 5 1st-12:29, BU by 6 1st-00:22.
 BAMA led for 11:21. BU led for 19:24. Game was tied for 09:10.

Score tied - 12 times.
 Lead changed - 12 times.

GAME 18



Official Basketball Box Score -- Game Totals -- Final Statistics
Ole Miss vs Alabama
 1/22/19 8:05 p.m. CT at Tuscaloosa, Ala. (Coleman Coliseum)



Ole Miss 53 • 14-4, 4-2

#	Player	Total		3-Ptr		Rebounds			PF	TP	A TO Blk			Stl	Min
		FG-FGA	FG-FGA	FT-FTA	Off Def Tot	PF	TP	A TO Blk							
00	Hinson, Blake	f	2-6	1-2	0-0	1	3	4	2	5	0	1	0	0	22
13	Olejniczak, Dominik	c	2-4	0-0	0-0	4	2	6	1	4	1	3	1	1	24
02	Shuler, Devontae	g	1-3	0-2	0-0	0	1	1	0	2	1	1	0	0	17
03	Davis, Terence	g	3-7	2-5	2-4	0	3	3	5	10	0	5	0	0	19
04	Tyree, Breen	g	4-8	1-3	0-0	0	4	4	2	9	2	2	1	0	26
01	Naylor, Zach	g	0-1	0-1	0-0	0	0	0	0	0	0	0	0	0	04
05	Halums, Brian	g	2-6	1-2	0-0	0	0	0	1	5	0	1	0	0	11
12	Stevens, Bruce	g	3-5	1-2	0-0	1	5	6	3	7	0	1	0	0	23
14	Buffen, KJ	g	0-4	0-1	1-4	0	1	1	2	1	0	0	1	0	16
15	Rodriguez, Luis	g	2-2	0-0	3-4	1	0	1	3	7	1	1	1	0	18
20	Davis, D.C.	g	1-4	0-2	1-2	0	2	2	1	3	1	1	0	0	24
Team					3	1	2								
Totals			20-50	6-20	7-14	10	22	32	20	53	6	16	4	1	200

FG % 1st Half: 10-22 45.5% 2nd half: 10-28 35.7% Game: 20-50 40.0%
 3FG % 1st Half: 4-10 40.0% 2nd half: 2-10 20.0% Game: 6-20 30.0%
 FT % 1st Half: 2-4 50.0% 2nd half: 5-10 50.0% Game: 7-14 50.0%

Deadball
Rebounds
3

Alabama 74 • 12-6, 3-3

#	Player		Total		3-Ptr		Rebounds			PF	TP	A TO Blk Stl				Min
			FG-FGA	FG-FGA	FT-FTA	Off	Def	Tot								
00	Hall, Donta	f	3-5	0-0	5-6	6	4	10	3	11	0	2	3	2	22	
34	Mack, Tevin	f	1-4	0-1	2-2	2	2	4	1	4	1	0	0	1	16	
02	Lewis Jr., Kira	g	2-8	1-3	2-2	0	2	2	0	7	1	0	1	1	25	
10	Jones, Herbert	g	2-7	0-0	4-6	3	5	8	0	8	2	2	0	2	17	
12	Ingram, Dazon	g	4-9	1-3	0-0	2	3	5	3	9	1	2	0	1	17	
01	Norris, Riley		2-6	1-3	2-2	1	0	1	3	7	2	1	0	1	21	
03	Reese, Alex		1-4	0-0	0-0	0	1	1	1	3	0	2	2	1	11	
05	Johnson Jr, Avery		0-3	0-2	0-0	0	0	0	1	1	0	0	0	0	14	
15	Barnes, Tyler		0-1	0-0	0-0	0	0	0	0	0	0	0	1	0	1	
21	Johnson, Britton		0-0	0-0	0-0	0	1	1	0	0	0	0	1	0	1	
23	Petty, John		6-10	3-6	0-0	0	1	1	1	15	1	0	0	1	27	
30	Schaffer, Lawson		0-1	0-0	0-0	0	1	1	1	0	0	0	0	0	3	
24	Smith, Galin		4-7	0-0	2-4	3	0	3	2	10	0	0	1	0	15	
	Team					3	3	6								
Totals			25-65	7-22	17-22	20	24	44	16	74	8	9	9	9	200	

2018-19 BOX SCORES

GAME 21



Official Basketball Box Score -- Game Totals -- Final Statistics
Alabama vs Auburn
02/02/19 7:05 pm at Auburn, Ala. (Auburn Arena)



Alabama 63 • 13-8, 4-4 SEC

#	Player	Total	3-Ptr	Rebounds			PF	TP	A	TO	Blk	Stl	Min
		FG-FGA	FG-FGA	FT-FTA	Off	Def	Tot						
00	Hall, Donta	f 3-3	0-0	2-2	2	8	10	2	8	0	2	0	26
34	Mack, Tevin	f 1-2	1-1	0-0	0	3	3	2	3	0	4	1	0
02	Lewis Jr., Kira	g 4-6	2-3	3-6	0	1	1	1	13	1	2	0	2
10	Jones, Herbert	g 1-3	0-0	0-0	0	0	0	3	2	0	4	0	1
12	Ingram, Dazon	g 1-5	1-2	0-0	2	0	2	2	3	4	4	0	0
01	Norris, Riley	g 1-4	1-3	2-2	0	4	4	4	5	2	1	0	1
03	Reese, Alex	g 2-5	1-3	2-2	1	0	1	0	7	0	0	1	0
00	Johnson Jr, Avery	g 0-4	0-0	2-2	1	0	1	0	2	2	0	0	0
23	Petty, John	g 7-14	2-7	2-2	1	3	4	1	18	3	3	1	0
30	Smith, Galin	g 1-1	0-0	0-2	0	0	0	1	2	0	1	0	0
	Team				1	2	3						
Totals		21-47	8-19	13-18	8	21	29	16	63	12	21	3	4
													200

FG % 1st Half: 10-23 43.5% 2nd half: 11-24 45.8% Game: 21-47 44.7%
3FG % 1st Half: 4-10 40.0% 2nd half: 4-9 44.4% Game: 8-19 42.1%
FT % 1st Half: 4-8 50.0% 2nd half: 9-10 90.0% Game: 13-18 72.2%

Auburn 84 • 15-6, 4-4 SEC

#	Player	Total		3-Ptr		Rebounds		PF	TP	A	TO	Blk	Stl	Min	
		FG-FA	FG-FGA	FT-FTA	Off	Def	Tot								
05	OKKEKE, Chuma	f	4-7	1-1	0-0	3	2	5	1	9	2	1	1	4	29
24	MCLEMORE, Anfernee	f	4-9	2-4	0-0	0	2	2	2	10	1	2	0	0	22
01	HARPER, Jared	g	5-11	3-6	6-7	1	1	2	0	19	5	2	0	2	32
00	BROWN, Bryce	g	8-12	5-7	2-3	0	3	3	1	23	1	5	0	0	33
10	DOUGHTY, Samir	g	3-6	1-2	0-0	1	2	3	4	7	0	1	1	2	22
00	SPENCER, Horace		2-4	0-0	0-0	1	2	3	5	4	1	0	1	3	15
03	PURIFOY, Daniel		2-3	1-2	2-2	2	2	4	3	7	1	0	0	0	15
04	DUNBAR, Malik		1-3	0-0	1-2	0	4	4	1	3	0	2	0	1	21
12	MCCORMICK, J'Von		1-3	0-0	0-0	0	0	0	1	2	4	0	0	1	11
	Team					0	3	3							
Totals			30-58	13-22	11-14	8	23	31	18	84	15	13	3	13	200

FG % 1st Half: 17-33 51.5% 2nd half: 13-25 52.0% Game: 30-58 51.7%
3FG % 1st Half: 7-11 63.6% 2nd half: 6-11 54.5% Game: 13-22 59.1%
FT % 1st Half: 7-8 87.5% 2nd half: 4-6 66.7% Game: 11-14 78.6%

Officials: Chuck Jones, Bart Lenox, Owen Shortt
Technical fouls: Alabama-None. Auburn-None.
Attendance: 9121

Score by periods	1st	2nd	Total
Alabama	28	35	63
Auburn	48	36	84

Last FG - UA 2nd-01:13, AU 2nd-00:45.
Largest lead - UA by 6 1st-16:47, AU by 26 2nd-05:35.
UA led for 04:16, AU led for 34:27. Game was tied for 01:17.

Score tied - 1 time.
Lead changed - 1 time.

GAME 23

Official Basketball Box Score -- Game Totals -- Final Statistics
Alabama vs Vanderbilt
02/09/19 7:30 p.m. at Nashville, Tenn. (Memorial Gym)

Alabama 77 • 15-8, 6-4 SEC

#	Player		Total		3-Ptr		Rebounds			PF	TP	A	TO	Blk	Stl	Min
			FG-FTA	FG-FGA	FT-FTA	Off	Def	Tot								
00	Hall, Donta	f	2-5	1-1	2-2	1	3	4	3	7	1	1	0	0	22	
34	Mack, Tevin	f	2-10	1-5	0-0	1	3	4	1	5	1	0	1	0	20	
02	Lewis Jr., Kira	g	6-11	2-4	4-4	0	2	2	3	18	4	2	0	0	34	
10	Jones, Herbert	g	4-6	0-0	1-2	3	1	4	3	9	0	2	0	1	26	
12	Ingram, Dazon	g	3-5	3-3	3-4	0	4	4	2	12	1	3	0	1	25	
01	Norris, Riley		3-9	3-6	6-7	1	11	12	3	15	0	1	1	0	26	
03	Giddens, Daniel		1-3	0-0	1-2	0	2	2	3	3	1	2	3	0	16	
04	Johnson Jr, Avery		0-3	0-1	0-0	0	0	0	1	0	0	0	0	0	4	
23	Petty, John		3-6	2-3	0-0	0	1	1	0	8	3	1	0	2	26	
24	Schaffer, Lawson		0-1	0-1	0-0	0	0	0	0	0	0	0	0	0	1	
	Team					5	4	9				1				
	Totals		24-59	12-24	17-21	11	31	42	19	77	11	13	5	4	200	

FG % 1st Half: 14-33 42.4% 2nd half: 10-26 38.5% Game: 24-59 40.7%
3FG % 1st Half: 5-11 45.5% 2nd half: 7-13 53.8% Game: 12-24 50.0%
FT % 1st Half: 5-6 83.3% 2nd half: 12-15 80.0% Game: 17-21 81.0%

Vanderbilt 67 • 9-14, 0-10 SEC

#	Player		Total		3-Ptr		Rebounds			PF	TP	A	TO	Blk	Stl	Min
			FG-FA	FG-FGA	FT-FTA	Off	Def	Tot								
11	SHITTU, Simisola	f	4-10	0-0	3-6	1	3	4	2	11	2	2	1	2	32	
15	BROWN, Clevon	f	1-3	1-1	3-6	0	0	0	2	6	0	2	3	0	22	
24	NESMITH, Aaron	f	1-6	1-5	3-4	0	7	7	4	6	3	0	0	0	32	
32	RYAN, Matt	f	2-7	2-7	2-2	2	3	5	2	8	0	0	0	0	22	
00	LEE, Saben	g	9-13	2-3	4-6	1	4	5	2	24	3	2	0	3	37	
01	WETZELL, Yanni	g	2-3	0-0	0-0	0	3	3	2	4	0	1	0	1	17	
02	TOYE, Joe	f	2-7	2-5	0-2	1	2	3	6	2	3	1	1	0	27	
03	EVANS, Maxwell	0-0	0-0	0-0	0-0	0	0	0	0	0	0	0	0	0	8	
13	MOYER, Matthew	0-3	0-1	2-2	0	2	2	0	2	2	0	1	0	0	8	
Team							0 2 2									
Totals			21-52	8-22	17-28	5	26	31	17	67	10	11	5	6	200	

FG % 1st Half: 10-24 41.7% 2nd half: 11-28 39.3% Game: 21-52 40.4%
3FG % 1st Half: 4-12 33.3% 2nd half: 4-10 40.0% Game: 8-22 36.4%
FT % 1st Half: 7-12 58.3% 2nd half: 10-16 62.5% Game: 17-28 60.7%

Officials: Brian Shey, K.B. Burdett Jr., Gerald Williams
Technical fouls: Alabama-None. Vanderbilt-None.
Attendance: 10539

Score by periods	1st	2nd	Total
Alabama	38	39	77
Vanderbilt	31	36	67

Last FG - UA 2nd-01:48, VU 2nd-00:01.
Largest lead - UA by 19 2nd-10:37, VU by 2 1st-14:27.
UA led for 36:01, VU led for 01:44. Game was tied for 02:15.

Score tied - 3 times.
Lead changed - 4 times.

GAME 22



Official Basketball Box Score -- Game Totals -- Final Statistics
Georgia vs Alabama
2/6/19 8 p.m. CT at Tuscaloosa, Ala. (Coleman Coliseum)



Georgia 74 • 10-12, 1-8

#	Player	Total		3-Ptr		Rebounds			PF	TP	A	TO	Blk	Stl	Min
		FG-FGA	FG-FGA	FT-FTA	Off	Def	Tot								
20	HAMMONDS, RAYSHAUN	f	5-9	1-4	2-3	2	3	5	4	13	1	1	0	2	21
33	CLAXTON, NICOLAS	f	4-12	0-2	4-6	4	5	9	2	12	2	2	1	0	32
04	OGBEIDE, DEREK		8-15	0-0	1-1	2	3	5	0	17	2	1	1	0	22
30	JACKSON II, WILLIAM	g	0-4	0-0	0-0	0	1	1	0	0	2	0	0	0	20
00	HARRIS, JORDAN	g	2-6	2-3	0-0	2	2	4	5	6	2	4	2	1	26
01	HIGHTOWER, TESHAUN		5-10	1-3	0-0	1	1	2	4	11	2	1	0	0	23
04	CRUMP, TYREE		1-6	1-6	2-2	0	1	1	2	5	1	1	0	0	19
11	HARRISON, CHRISTIAN		0-0	0-0	0-0	1	1	2	0	1	0	0	0	0	6
13	WILDRIDGE, ETORRION		0-2	0-1	0-0	1	0	1	0	0	1	1	0	0	9
14	FAGAN, TYE		0-1	0-0	0-0	0	0	0	0	0	0	0	0	0	8
25	NGUMEZI, AMANZE		3-5	1-2	1-2	0	1	1	2	8	1	1	0	0	8
32	EDWARDS, MIKE		1-1	0-0	0-2	0	1	1	0	2	0	1	0	0	6
Team							2 4 6								
Totals			29-71	6-25	10-16	15	23	38	20	74	15	13	4	3	200

FG % 1st Half: 16-33 48.5% 2nd half: 13-38 34.2% Game: 29-71 40.8%
3FG % 1st Half: 2-8 25.0% 2nd half: 4-17 23.5% Game: 6-25 24.0%
FT % 1st Half: 4-7 57.1% 2nd half: 6-9 66.7% Game: 10-16 62.5%

Alabama 89 • 14-8, 5-4

#	Player	Total		3-Ptr		Rebounds			PF	TP	A	TO	Blk	Stl	Min
		FG-FGA	FG-FGA	FT-FTA	Off	Def	Tot								
00	Hall, Donta	f	1-1	0-0	1-2	2	6	8	3	3	0	1	0	0	18
34	Mack, Tevin		10-16	5-7	0-2	1	5	6	2	25	2	3	0	0	33
02	Lewis Jr., Kira		10-17	1-4	3-4	0	4	4	1	24	7	1	0	0	36
10	Jones, Herbert		1-3	0-0	4-6	1	2	3	1	6	0	1	0	0	22
12	Ingram, Dazon	g	3-5	1-2	4-4	1	2	3	2	11	3	3	1	3	24
01	Norris, Riley		0-1	0-1	2-3	1	2	3	0	2	1	1	0	0	18
03	Reese, Alex		0-1	0-1	0-0	0	1	1	1	0	0	0	1	0	6
04	Giddens, Daniel		1-2	0-3	2-3	0	1	1	0	1	0	1	0	1	11
05	Johnson Jr, Avery		0-0	0-0	0-0	0	0	0	1	0	0	1	0	0	4
21	Johnson, Britton		0-0	0-0	0-0	0	0	0	0	0	0	0	0	0	0+
23	Petty, John		4-7	0-3	0-0	0	5	5	1	8	0	1	0	1	21
24	Schaffer, Lawson		0-0	0-0	0-0	0	0	0	1	0	0	0	0	0	2
30	Smith, Galin		3-5	0-0	0-0	1	1	2	1	6	0	0	0	0	5
	Team:					0	1	1							
Totals			33-58	7-18	16-24	7	30	37	14	89	13	12	3	6	200

2018-19 BOX SCORES

GAME 25

Official Basketball Box Score -- Game Totals -- Final Statistics
Florida vs Alabama
2/16/19 1 p.m. CT at Tuscaloosa, Ala. (Coleman Coliseum)

Florida 71 • 14-11, 6-6

#	Player	Total		3-Ptr		Rebounds			PF	TP	A	TO	Blk	Stl	Min
		FG-FGA	FG-FGA	FT-FTA	FT-FTA	Off	Def	Tot							
11	Johnson, Keyontae	f	5-9	2-4	2-2	3	10	13	3	14	1	1	0	1	36
13	Hayes, Kevarius	c	3-4	0-0	3-5	0	3	3	2	9	1	1	1	1	26
02	Nembhard, Andrew	g	9-9	2-2	1-1	0	2	2	2	21	2	2	0	1	32
05	Allen, KeVaughn	g	5-9	1-5	2-2	1	3	4	3	13	3	2	0	1	29
10	Locke, Noah	g	0-4	0-3	0-0	0	0	0	2	0	2	1	0	1	26
00	Okauru, Mike	g	1-1	0-0	0-0	0	1	1	1	2	0	0	0	0	13
03	Hudson, Jalen	g	2-7	1-4	0-0	0	3	3	2	5	1	1	1	1	17
15	Stokes, Isaiah	g	1-4	0-0	1-2	0	1	1	3	3	1	0	0	0	6
21	Bassett, Dondray	g	1-2	0-0	2-2	0	0	0	2	4	0	0	0	0	9
24	Ballard, Deaundrae	g	0-1	0-1	0-0	0	2	2	0	0	0	0	0	0	6
Team						1	1	2							
Totals			27-50	6-19	11-14	5	26	31	20	71	11	9	2	6	200
FG % 1st Half: 15-28 53.6%		2nd half: 12-22 54.5%		Game: 27-50 54.0%		Deadball		Rebounds		3					
3FG % 1st Half: 4-12 33.3%		2nd half: 2-7 28.6%		Game: 6-19 31.6%											
FT % 1st Half: 1-2 50.0%		2nd half: 10-12 83.3%		Game: 11-14 78.6%											

Alabama 53 • 15-10, 6-6

#	Player	Total		3-Ptr		Rebounds			PF	TP	A	TO	Blk	Stl	Min
		FG-FGA	FG-FGA	FT-FTA	FT-FTA	Off	Def	Tot							
00	Hall, Donta	f	5-6	0-0	0-0	1	6	7	2	10	0	1	2	1	27
34	Mack, Tevin	f	1-8	0-5	2-3	0	4	4	0	4	0	0	1	0	24
02	Lewis Jr., Kira	g	4-8	2-5	4-8	0	2	2	2	14	2	3	0	0	32
10	Jones, Herbert	g	1-1	0-0	1-2	0	0	0	0	3	1	1	0	0	12
12	Ingram, Dazon	g	1-5	0-2	0-2	0	1	1	4	2	2	1	0	1	21
01	Norris, Riley	g	0-1	0-1	0-1	1	1	2	1	0	0	0	0	0	19
03	Reese, Alex	g	0-0	0-0	0-0	0	0	0	0	0	0	1	0	0	2
05	Johnson Jr., Avery	g	1-2	1-1	2-2	0	0	0	0	5	0	0	0	1	18
23	Petty, John	g	4-7	2-4	0-0	1	1	2	1	10	1	2	1	1	28
24	Schaffer, Lawson	g	0-1	0-1	0-0	0	0	0	0	0	0	0	0	0	1
03	Smith, Galin	g	2-4	0-0	1-4	1	1	2	2	5	0	1	0	0	16
Team						1	2	3							
Totals			19-43	5-19	10-22	5	18	23	12	53	6	11	4	4	200
FG % 1st Half: 10-22 45.5%		2nd half: 9-21 42.9%		Game: 19-43 44.2%		Deadball		Rebounds		5					
3FG % 1st Half: 3-10 30.0%		2nd half: 2-9 22.2%		Game: 5-19 26.3%											
FT % 1st Half: 3-8 37.5%		2nd half: 7-14 50.0%		Game: 10-22 45.5%											

Officials: Joe Lindsay, Jeffrey Anderson, Rob Rorke
Technical fouls: Florida-None. Alabama-None.
Attendance: 12148

Score by periods	1st	2nd	Total
Florida	35	36	71
Alabama	26	27	53

Last FG - UF 2nd-01:14, UA 2nd-04:53.
Largest lead - UF by 18 2nd-02:59, UA None.
UF led for 39:41, UA led for 00:00. Game was tied for 00:19.Score tied - 0 times.
Lead changed - 0 times.

GAME 27

Official Basketball Box Score -- Game Totals -- Final Statistics
Vanderbilt vs Alabama
2/23/19 5 p.m. CT at Tuscaloosa, Ala. (Coleman Coliseum)

Vanderbilt 61 • 9-15, 0-14

#	Player	Total		3-Ptr		Rebounds			PF	TP	A	TO	Blk	Stl	Min
		FG-FGA	FG-FGA	FT-FTA	FT-FTA	Off	Def	Tot							
11	SHITTU, Simisola	f	7-13	0-0	2-6	3	8	11	3	16	4	2	0	0	29
15	BROWN, Clevon	f	0-1	0-0	0-0	1	1	2	0	0	0	2	0	0	5
24	RESMITH, Aaron	f	5-13	2-7	2-2	0	4	4	4	14	1	2	1	1	31
32	RYAN, Matt	f	1-5	1-5	0-0	0	2	2	2	3	1	1	0	0	30
00	LEE, Saben	g	2-8	0-0	2-2	1	0	1	3	6	6	4	0	0	29
01	WETZELL, Yanni	g	4-4	0-0	2-2	1	7	8	3	10	0	2	1	0	24
02	TOYE, Joe	g	2-6	0-3	1-2	0	5	5	0	5	1	1	0	2	30
03	EVANS, Maxwell	g	1-2	1-2	2-2	0	0	0	0	5	0	1	0	0	13
13	MOYER, Matthew	g	1-1	0-0	0-0	0	1	1	1	2	0	2	0	0	9
Team						1	1	2							
Totals			23-53	4-17	11-16	7	29	36	16	61	13	17	2	3	200
FG % 1st Half: 8-26 30.8%		2nd half: 15-27 55.6%		Game: 23-53 43.4%		Deadball		Rebounds		1					
3FG % 1st Half: 6-15 40.0%		2nd half: 3-9 33.3%		Game: 9-24 37.5%											
FT % 1st Half: 3-6 50.0%		2nd half: 8-10 80.0%		Game: 11-16 68.8%											

Alabama 68 • 16-11, 7-7

#	Player	Total		3-Ptr		Rebounds			PF	TP	A	TO	Blk	Stl	Min
		FG-FGA	FG-FGA	FT-FTA	FT-FTA	Off	Def	Tot							
00	Hall, Donta	f	5-7	0-0	4-6	4	7	11	2	14	1	0	3	1	35
34	Mack, Tevin	f	2-5	2-5	2-2	0	1	1	3	8	2	1	0	2	18
02	Lewis Jr., Kira	g	7-13	4-8	1-2	0	1	1	0	19	2	1	1	1	37
12	Ingram, Dazon	g	5-8	0-1	3-6	1	9	10	2	13	6	1	0	1	35
23	Petty, John	g	0-7	0-5	0-0	1	5	6	2	0	3	2	0	1	33
01	Norris, Riley	g	3-8	3-5	0-0	2	1	3	3	9	0	1	0	2	23
04	Giddens, Daniel	g	0-1	0-0	0-0	0	1	1	2	0	0	2	0	0	6
10	Jones, Herbert	g	2-8	0-0	1-3	1	2	3	1	5	0	1	0	2	13
Team						0	0	0							
Totals			24-57	9-24	11-19	9	27	36	15	68	14	10	4	10	200
FG % 1st Half: 13-31 41.9%		2nd half: 11-26 42.3%		Game: 24-57 42.1%		Deadball		Rebounds		3					
3FG % 1st Half: 1-8 12.5%		2nd half: 3-9 33.3%		Game: 4-17 23.5%											
FT % 1st Half: 3-4 75.0%		2nd half: 8-15 53.3%		Game: 11-19 57.9%											

Officials: Pat Adams, Wil Howard, Owen Shortt
Technical fouls: Vanderbilt-None. Alabama-None.
Attendance: 11020

Score by periods	1st	2nd	Total
Vanderbilt	20	41	61
Alabama	35	33	68

Last FG - VU 2nd-00:07, UA 2nd-03:04.
Largest lead - VU by 2 1st-19:54, UA by 23 2nd-11:17.
VU led for 00:15, UA led for 39:19. Game was tied for 00:06.Score tied - 0 times.
Lead changed - 1 time.

GAME 26

Official Basketball Box Score -- Game Totals -- Final Statistics
Alabama vs Texas A&M
02/19/19 8:00 PM at Reed Arena - College Station, Texas

Alabama 56 • 15-11, 6-7 SEC

#	Player	*	Total		3-Ptr		Rebounds			PF	TP	A	TO	Blk	Stl	Min
			FG-FGA	FG-FGA	FT-FTA	Off	Def	Tot								
00	Hall, Donta	*	3-5	0-0	0-1	1	4	5	1	6	1	1	1	0	26	
02	Lewis Jr., Kira	*	2-11	1-7	0-0	0	3	3	1	5	4	0	0	1	32	
12	Ingram, Dazon	*	2-6	1-3	1-2	0	4	4	2	6	2	3	0	0	27	
23	Petty, John	*	3-8	0-1	1-1	2	4	6	3	7	2	3	0	0	32	
34	Mack, Tevin	*	6-10	1-4	1-1	1	1	2	2	14	1	2	1	2	28	
01	Norris, Riley	*	3-8	3-7	0-0	1	4	5	2	9	0	1	0	0	23	
04	Giddens, Daniel	*	1-5	0-0	1-2	1	1	2	1	3	1	0	1	0	12	
05	Johnson Jr, Avery	*	1-2	0-1	0-0	0	0	0	0	2	2	1	0	0	8	
10	Jones, Herbert	*	2-2	0-0	0-0	0	1	1	1	4	2	2	0	1	12	
Team						1	2	3								
Totals			23-57	11-29	4-7	7	24	31	13	56	15	13	3	4	200	
FG % 1st Half: 12-28 42.9% 2nd half: 11-23 37.9% Game: 23-57 40.4%																
3FG % 1st Half: 5-12 41.7% 2nd half: 1-11 9.1% Game: 6-23 26.1%																
FT % 1st Half: 1-2 50.0% 2nd half: 3-5 60.0% Game: 4-7 57.1%																
															Deadball Rebounds 1	

2018-19 BOX SCORES

GAME 29

Official Basketball Box Score -- Game Totals -- Final Statistics
LSU vs Alabama
3/2/19 11 a.m. CT at Tuscaloosa, Ala. (Coleman Coliseum)

LSU 74 • 24-5, 14-2

#	Player	Total		3-Ptr		Rebounds			PF	TP	A	TO	Blk	Stl	Min
		FG-FGA	FG-FGA	FT-FTA	Off Def Tot										
00	Reid, Naz	f	6-15	0-3	0-2	2	11	13	4	12	0	3	0	0	30
11	Bigby-Williams, K.	f	3-8	0-0	1-3	3	3	6	4	7	0	0	1	0	23
01	Smart, Ja'Vonte	g	8-17	2-5	1-2	0	1	1	1	19	4	1	0	2	39
04	Mays, Skylar	g	6-11	0-3	8-8	1	5	6	0	20	3	1	0	3	38
14	Taylor, Marlon	g	1-5	0-1	2-2	3	2	5	4	4	1	1	0	0	18
03	Waters, Tremont		2-6	1-3	0-0	1	1	2	1	5	3	1	1	4	24
22	Days, Darius		2-4	1-2	0-3	1	7	8	4	5	0	0	0	0	17
24	Williams, Emmitt		0-0	0-0	2-2	2	1	3	5	2	0	3	1	0	11
	Team					1	3	4							
	Totals		28-66	4-17	14-22	14	34	48	23	74	11	11	3	9	200
FG % 1st Half: 11-32 34.4% 2nd half: 17-34 50.0% Game: 28-66 42.4%															
3FG % 1st Half: 3-11 27.3% 2nd half: 1-6 16.7% Game: 4-17 23.5%															
FT % 1st Half: 4-11 36.4% 2nd half: 10-11 90.9% Game: 14-22 63.6%															

Alabama 69 • 17-12, 8-8

#	Player	Total		3-Ptr		Rebounds			PF	TP	A	TO	Blk	Stl	Min
		FG-FGA	FG-FGA	FT-FTA	Off Def Tot										
00	Hall, Donta	f	6-7	0-0	2-5	3	7	10	2	14	0	1	1	0	31
34	Mack, Tevin	f	0-3	0-2	0-0	1	2	3	2	0	0	1	0	0	13
02	Lewis Jr., Kira	g	3-16	0-4	1-2	1	3	4	3	7	4	3	0	0	38
12	Ingram, Dazon	g	0-4	0-2	1-2	0	1	1	3	1	0	2	0	0	12
23	Petty Jr., John	g	6-13	5-9	6-8	1	3	4	1	23	2	2	0	0	38
01	Norris, Riley		5-10	1-5	2-2	3	6	9	4	13	0	1	0	0	32
04	Giddens, Daniel		0-1	0-1	0-2	1	2	3	1	0	0	1	0	0	5
05	Johnson Jr., Avery		0-0	0-0	0-0	0	0	0	0	0	0	0	0	0	1
10	Jones, Herbert		4-10	2-3	1-2	1	2	3	3	11	5	1	2	1	25
30	Smith, Galin		0-0	0-0	0-0	0	2	2	1	0	0	1	0	0	5
	Team					1	0	1							
	Totals		24-64	8-26	13-23	12	28	40	20	69	11	13	3	1	200
FG % 1st Half: 9-31 29.0% 2nd half: 15-33 45.5% Game: 24-64 37.5%															
3FG % 1st Half: 4-14 28.6% 2nd half: 4-12 33.3% Game: 8-26 30.8%															
FT % 1st Half: 6-14 42.9% 2nd half: 7-9 77.8% Game: 13-23 56.5%															

Officials: Jason Baker, Patrick Evans, William Covington
 Technical fouls: LSU-Days, Darius. Alabama-Jones, Herbert; Team.
 Attendance: 11570

Score by periods	1st	2nd	Total
LSU	29	45	74
Alabama	28	41	69

Last FG - LSU 2nd-00:41, UA 2nd-00:10.
 Largest lead - LSU by 11 1st-09:43, UA by 6 2nd-11:20.
 LSU led for 31:07. UA led for 07:44. Game was tied for 01:07.

Points	In	Off	2nd	Fast	Bench
LSU	40	13	13	10	12
UA	30	11	10	4	24

Score tied - 2 times.
 Lead changed - 8 times.

GAME 30

Official Basketball Box Score -- Game Totals -- Final Statistics
Auburn vs Alabama
3/5/19 8 p.m. CT at Tuscaloosa, Ala. (Coleman Coliseum)

Auburn 66 • 21-9, 10-7

#	Player	Total		3-Ptr		Rebounds			PF	TP	A	TO	Blk	Stl	Min
		FG-FGA	FG-FGA	FT-FTA	Off Def Tot										
05	OKEKE, Chuma	f	6-11	1-1	4-4	7	7	14	1	17	3	2	1	1	32
24	MCLEMORE, Anfernee	f	2-7	1-4	0-0	0	2	2	2	5	1	2	2	1	24
01	HARPER, Jared	g	6-13	1-4	3-5	0	2	2	3	16	1	2	0	3	36
02	BROWN, Bryce	g	2-10	2-10	1-2	0	1	1	2	7	1	2	0	1	30
10	DOUGHTY, Samir	g	2-5	1-2	2-2	2	3	5	3	7	1	3	0	3	22
00	SPENCER, Horace		1-4	0-0	0-0	1	0	1	0	2	0	0	0	0	16
03	PURIFOY, Danjel		0-0	0-0	0-0	0	2	2	0	0	0	0	0	0	8
04	DUNBAR, Malik		3-7	1-4	1-1	1	3	4	1	8	1	1	0	2	18
12	MCCORMICK, J'Von		2-3	0-0	0-0	0	0	0	1	4	0	0	0	0	14
	Team					1	3	4							
	Totals		24-60	7-25	11-14	12	23	35	13	66	8	12	3	11	200
FG % 1st Half: 10-31 32.3% 2nd half: 14-29 48.3% Game: 24-60 40.0%															
3FG % 1st Half: 3-13 23.1% 2nd half: 4-12 33.3% Game: 7-25 28.0%															
FT % 1st Half: 0-0 0.0% 2nd half: 11-14 78.6% Game: 11-14 78.6%															

Alabama 60 • 17-13, 8-9

#	Player	Total		3-Ptr		Rebounds			PF	TP	A	TO	Blk	Stl	Min
		FG-FGA	FG-FGA	FT-FTA	Off Def Tot										
00	Hall, Donta	f	2-3	0-0	0-0	0	8	8	2	4	0	1	1	0	34
34	Mack, Tevin	f	4-10	2-7	0-0	0	2	2	2	10	1	2	2	1	27
02	Lewis Jr., Kira	g	4-9	1-3	4-5	1	3	4	0	13	3	2	0	1	34
12	Ingram, Dazon	g	2-3	0-0	1-2	0	1	1	5	1	1	0	0	0	11
23	Petty Jr., John	g	2-7	1-4	3-5	3	6	9	3	8	1	6	1	2	37
01	Norris, Riley		3-7	1-4	0-0	2	0	2	3	7	0	1	0	0	16
04	Giddens, Daniel		0-1	0-0	0-0	1	1	2	1	0	1	1	1	0	7
05	Johnson Jr., Avery		0-1	0-1	2-2	0	1	1	0	2	0	0	0	0	6
10	Jones, Herbert		5-8	0-0	1-2	0	3	3	4	11	3	4	0	3	25
30	Smith, Galin		0-0	0-0	0-0	0	0	0	0	0	0	1	0	0	3
	Team					1	1	2							
	Totals		22-49	5-19	11-16	8	26	34	16	60	10	19	5	7	200
FG % 1st Half: 14-26 53.8% 2nd half: 8-23 34.8% Game: 22-49 44.9%															
3FG % 1st Half: 4-11 36.4% 2nd half: 1-8 12.5% Game: 5-19 26.3%															
FT % 1st Half: 2-4 50.0% 2nd half: 9-12 75.0% Game: 11-16 68.8%															

Officials: Terry Oglesby, Don Dally, Vladimir Voyard-Tadal
 Technical fouls: Auburn-DOUGHTY, Samir; TEAM. Alabama-Hall, Donta.
 Attendance: 11865

Score by periods	1st	2nd	Total
Auburn	23	43	66
Alabama	34	26	60

Last FG - AU 2nd-00:19, UA 2nd-01:40.
 Largest lead - AU by 6 2nd-00:13, UA by 13 1st-05:23.
 AU led for 09:00. UA led for 27:16. Game was tied for 03:44.

Points	In	Off	2nd	Fast	Bench
AU	34	28	8	6	14
UA	32	8	9	8	20

Score tied - 4 times.
 Lead changed - 2 times.

2018-19 CUME STATS



2018-19 Alabama Men's Basketball
Alabama Combined Team Statistics (as of Mar 05, 2019)
All games



RECORD:	OVERALL	HOME	AWAY	NEUTRAL
ALL GAMES	17-13	10-5	4-7	3-1
CONFERENCE	8-9	5-4	3-5	0-0
NON-CONFERENCE	9-4	5-1	1-2	3-1

##	Player	gp-gs	min	avg	Total		3-Point		F-Throw		Rebounds				pf dq		a	to	blk	stl	pts	avg
					fg-fga	fg%	3fg-fga	3fg%	ft-fa	ft%	off	def	tot	avg	pf	dq						
02	Lewis Jr., Kira	30-30	955	31.8	142-324	.438	50-136	.368	86-109	.789	11	65	76	2.5	54	0	88	64	8	24	420	14.0
00	Hall, Donta	30-30	798	26.6	124-193	.642	1-1	1.000	77-107	.720	79	178	257	8.6	57	0	17	29	53	14	326	10.9
23	Petty, John	30-16	889	29.6	108-259	.417	53-154	.344	53-75	.707	22	111	133	4.4	35	0	54	61	15	15	322	10.7
34	Mack, Tevin	30-23	614	20.5	101-242	.417	40-128	.313	24-42	.571	27	77	104	3.5	49	0	28	42	15	9	266	8.9
12	Ingram, Dazon	29-19	654	22.6	63-135	.467	15-37	.405	68-98	.694	25	86	111	3.8	80	3	73	61	3	16	209	7.2
01	Norris, Riley	22-0	441	20.0	48-112	.429	28-75	.373	31-41	.756	24	51	75	3.4	44	2	12	14	4	9	155	7.0
10	Jones, Herbert	30-25	644	21.5	69-162	.426	5-16	.313	46-94	.489	33	76	109	3.6	88	4	62	56	18	29	189	6.3
03	Reese, Alex	24-0	303	12.6	41-107	.383	17-53	.321	34-43	.791	19	33	52	2.2	25	0	11	20	11	9	133	5.5
30	Smith, Galin	26-7	294	11.3	37-71	.521	0-0	.000	13-28	.464	24	30	54	2.1	44	0	2	24	9	3	87	3.3
04	Giddens, Daniel	14-0	115	8.2	10-28	.357	0-1	.000	7-18	.389	13	13	26	1.9	22	0	6	12	7	0	27	1.9
05	Johnson Jr, Avery	28-0	274	9.8	18-65	.277	3-25	.120	9-10	.900	4	21	25	0.9	22	0	19	9	0	6	48	1.7
21	Johnson, Britton	5-0	3	0.6	0-0	.000	0-0	.000	0-0	.000	0	1	1	0.2	0	0	0	0	1	0	0	0.0
24	Schaffer, Lawson	7-0	13	1.9	0-4	.000	0-3	.000	0-0	.000	0	1	1	0.1	2	0	0	1	0	0	0	0.0
15	Barnes, Tyler	3-0	3	1.0	0-2	.000	0-0	.000	0-0	.000	0	0	0	0.0	0	0	0	0	1	0	0	0.0
Team											47	51	98					14				
Total.....		30	6000		761-1704	.447	212-629	.337	448-665	.674	328	794	1122	37.4	522	9	372	407	145	134	2182	72.7
Opponents.....		30	6000		779-1780	.438	189-580	.326	394-557	.707	298	730	1028	34.3	578	-	333	363	119	185	2141	71.4

TEAM STATISTICS	UA	OPP
SCORING	2182	2141
Points per game	72.7	71.4
Scoring margin	+1.4	-
FIELD GOALS-ATT	761-1704	779-1780
Field goal pct	.447	.438
3 POINT FG-ATT	212-629	189-580
3-point FG pct	.337	.326
3-pt FG made per game	7.1	6.3
FREE THROWS-ATT	448-665	394-557
Free throw pct	.674	.707
F-Throws made per game	14.9	13.1
REBOUNDS	1122	1028
Rebounds per game	37.4	34.3
Rebounding margin	+3.1	-
ASSISTS	372	333
Assists per game	12.4	11.1
TURNOVERS	407	363
Turnovers per game	13.6	12.1
Turnover margin	-1.5	-
Assist/turnover ratio	0.9	0.9
STEALS	134	185
Steals per game	4.5	6.2
BLOCKS	145	119
Blocks per game	4.8	4.0
ATTENDANCE	161495	117299
Home games-Avg/Game	15-10766	11-9387
Neutral site-Avg/Game	-	4-3511

Score by Periods	1st	2nd	Totals
Alabama	1055	1127	2182
Opponents	955	1186	2141

Date	Opponent		Score	Att.
11/6/18	SOUTHERN	W	82-62	9793
11/11/18	APPALACHIAN STATE	W	81-73	9701
11/15/18	vs Northeastern	L	52-68	2648
11/16/18	vs Ball State	W	79-61	2752
11/18/18	vs Wichita State	W	90-86	2862
11/26/18	MURRAY STATE	W	78-72	9004
11/29/18	at UCF	L	64-70	4449
12/4/18	GEORGIA STATE	L	80-83	9076
12/9/18	ARIZONA	W	76-73	9581
12/18/18	vs Liberty	W	84-75	5781
12/21/18	PENN STATE	W	73-64	10142
12/30/18	at SFA	W	79-69	7203
* 1/5/19	KENTUCKY	W	77-75	12424
* 1/8/19	at LSU	L	79-88	9718
* 1/12/19	TEXAS A&M	L	80-81	12288
* 1/16/19	at Mizzou	W	70-60	8530
* 1/19/19	at Tennessee	L	68-71	21957
* 1/22/19	OLE MISS	W	74-53	10710
1/26/19	at Baylor	L	68-73	7094
* 1/29/19	MISSISSIPPI STATE	W	83-79	11632
* 2/2/19	at Auburn	L	63-84	9121
* 2/6/19	GEORGIA	W	89-74	10541
* 2/9/19	at Vanderbilt	W	77-67	10539
* 2/12/19	at Mississippi State	L	62-81	8022
* 2/16/19	FLORIDA	L	53-71	12148
* 2/19/19	at Texas A&M	L	56-65	5459
* 2/23/19	VANDERBILT	W	68-61	11020
* 2/26/19	at South Carolina	W	68-62	11164
* 3/2/19	LSU	L	69-74	11570
* 3/5/19	AUBURN	L	60-66	11865

* = Conference game

2018-19 SEC STATS



2018-19 Alabama Men's Basketball
Alabama Combined Team Statistics (as of Mar 05, 2019)
Conference games only



RECORD:	OVERALL	HOME	AWAY	NEUTRAL
ALL GAMES	8-9	5-4	3-5	0-0
CONFERENCE	8-9	5-4	3-5	0-0
NON-CONFERENCE	0-0	0-0	0-0	0-0

##	Player	gp-gs	min	avg	Total		3-Point		F-Throw		Rebounds				pf	dq	a	to	blk	stl	pts	avg
					fg-fga	fg%	3fg-fga	3fg%	ft-fa	ft%	off	def	tot	avg								
02	Lewis Jr., Kira	17-17	552	32.5	75-184	.408	28-80	.350	47-62	.758	3	41	44	2.6	22	0	45	40	3	12	225	13.2
23	Petty, John	17-5	486	28.6	64-145	.441	31-83	.373	28-41	.683	13	57	70	4.1	20	0	30	35	10	10	187	11.0
00	Hall, Donta	17-17	470	27.6	72-110	.655	1-1	1.000	37-55	.673	43	109	152	8.9	38	0	8	15	23	9	182	10.7
34	Mack, Tevin	17-17	359	21.1	55-135	.407	24-72	.333	10-20	.500	13	51	64	3.8	28	0	16	26	10	7	144	8.5
12	Ingram, Dazon	17-17	382	22.5	35-88	.398	10-30	.333	34-49	.694	13	42	55	3.2	42	0	43	35	1	10	114	6.7
01	Norris, Riley	17-0	358	21.1	33-88	.375	19-60	.317	28-36	.778	18	44	62	3.6	38	2	10	11	2	8	113	6.6
10	Jones, Herbert	17-12	337	19.8	39-83	.470	2-5	.400	21-40	.525	17	35	52	3.1	46	1	37	30	8	15	101	5.9
03	Reese, Alex	11-0	118	10.7	13-38	.342	6-18	.333	11-14	.786	8	15	23	2.1	11	0	2	8	8	0	43	3.9
30	Smith, Galin	13-0	106	8.2	16-33	.485	0-0	.000	4-11	.364	12	10	22	1.7	19	0	0	10	2	3	36	2.8
05	Johnson Jr, Avery	15-0	133	8.9	10-34	.294	3-15	.200	8-8	1.000	2	8	10	0.7	9	0	6	5	0	2	31	2.1
04	Giddens, Daniel	10-0	89	8.9	8-21	.381	0-1	.000	4-11	.364	5	9	14	1.4	15	0	4	6	7	0	20	2.0
24	Schaffer, Lawson	5-0	8	1.6	0-4	.000	0-3	.000	0-0	.000	0	1	1	0.2	2	0	0	0	0	0	0	0.0
15	Barnes, Tyler	1-0	1	1.0	0-1	.000	0-0	.000	0-0	.000	0	0	0	0.0	0	0	0	0	1	0	0	0.0
21	Johnson, Britton	3-0	1	0.3	0-0	.000	0-0	.000	0-0	.000	0	1	1	0.3	0	0	0	0	1	0	0	0.0
Team											26	27	53					7				
Total.....		17	3400		420-964	.436	124-368	.337	232-347	.669	173	450	623	36.6	290	3	201	228	76	76	1196	70.4
Opponents.....		17	3400		441-1016	.434	102-327	.312	228-319	.715	176	429	605	35.6	307	-	194	198	69	110	1212	71.3

TEAM STATISTICS	UA	OPP
SCORING	1196	1212
Points per game	70.4	71.3
Scoring margin	-0.9	-
FIELD GOALS-ATT	420-964	441-1016
Field goal pct	.436	.434
3 POINT FG-ATT	124-368	102-327
3-point FG pct	.337	.312
3-pt FG made per game	7.3	6.0
FREE THROWS-ATT	232-347	228-319
Free throw pct	.669	.715
F-Throws made per game	13.6	13.4
REBOUNDS	623	605
Rebounds per game	36.6	35.6
Rebounding margin	+1.1	-
ASSISTS	201	194
Assists per game	11.8	11.4
TURNOVERS	228	198
Turnovers per game	13.4	11.6
Turnover margin	-1.8	-
Assist/turnover ratio	0.9	1.0
STEALS	76	110
Steals per game	4.5	6.5
BLOCKS	76	69
Blocks per game	4.5	4.1
ATTENDANCE	104198	84510
Home games-Avg/Game	9-11578	8-10564
Neutral site-Avg/Game	-	0-0

Date	Opponent		Score	Att.
* 1/5/19	KENTUCKY	W	77-75	12424
* 1/8/19	at LSU	L	79-88	9718
* 1/12/19	TEXAS A&M	L	80-81	12288
* 1/16/19	at Mizzou	W	70-60	8530
* 1/19/19	at Tennessee	L	68-71	21957
* 1/22/19	OLE MISS	W	74-53	10710
* 1/29/19	MISSISSIPPI STATE	W	83-79	11632
* 2/2/19	at Auburn	L	63-84	9121
* 2/6/19	GEORGIA	W	89-74	10541
* 2/9/19	at Vanderbilt	W	77-67	10539
* 2/12/19	at Mississippi State	L	62-81	8022
* 2/16/19	FLORIDA	L	53-71	12148
* 2/19/19	at Texas A&M	L	56-65	5459
* 2/23/19	VANDERBILT	W	68-61	11020
* 2/26/19	at South Carolina	W	68-62	11164
* 3/2/19	LSU	L	69-74	11570
* 3/5/19	AUBURN	L	60-66	11865

* = Conference game

Score by Periods	1st	2nd	Totals
Alabama	577	619	1196
Opponents	556	656	1212

2018-19 TEAM STATS



2018-19 Alabama Men's Basketball
Alabama Overall Team Statistics (as of Mar 05, 2019)
All games



TEAM STATISTICS	UA	OPP
SCORING	2182	2141
Points per game	72.7	71.4
Scoring margin	+1.4	-
FIELD GOALS-ATT	761-1704	779-1780
Field goal pct	.447	.438
3 POINT FG-ATT	212-629	189-580
3-point FG pct	.337	.326
3-pt FG made per game	7.1	6.3
FREE THROWS-ATT	448-665	394-557
Free throw pct	.674	.707
F-Throws made per game	14.9	13.1
REBOUNDS	1122	1028
Rebounds per game	37.4	34.3
Rebounding margin	+3.1	-
ASSISTS	372	333
Assists per game	12.4	11.1
TURNOVERS	407	363
Turnovers per game	13.6	12.1
Turnover margin	-1.5	-
Assist/turnover ratio	0.9	0.9
STEALS	134	185
Steals per game	4.5	6.2
BLOCKS	145	119
Blocks per game	4.8	4.0
WINNING STREAK	0	-
Home win streak	0	-
ATTENDANCE	161495	117299
Home games-Avg/Game	15-10766	11-9387
Neutral site-Avg/Game	-	4-3511

Score by Periods	1st	2nd	Totals
Alabama	1055	1127	2182
Opponents	955	1186	2141

2018-19 POINTS-REBOUNDS-ASSISTS



2018-19 Alabama Men's Basketball
Alabama Points-Rebounds-Assists (as of Mar 05, 2019)
All games



Opponent	Date	Score		00	01	02	03	04	05	10
				HALL,DONTA	NORRIS,RIL	LEWIS JR.,	REESE,ALEX	GIDDENS,DA	JOHNSON JR	JONES,HERB
SOUTHERN	11/6/18	82-62	W	20-5-1	DNP	6-2-7	8-1-1	2-6-0	1-5-3	8-9-1
APPALACHIAN STATE	11/11/18	81-73	W	12-12-0	DNP	21-4-1	5-3-0	4-5-0	2-0-0	10-4-4
vs Northeastern	11/15/18	52-68	L	0-3-2	DNP	7-0-1	0-0-1	0-0-1	2-2-0	8-3-0
vs Ball State	11/16/18	79-61	W	12-12-1	DNP	8-2-3	0-1-0	DNP	0-0-2	13-3-3
vs Wichita State	11/18/18	90-86	W	2-1-1	DNP	24-4-2	19-2-1	DNP	0-2-1	13-6-1
MURRAY STATE	11/26/18	78-72	W	2-6-0	DNP	20-2-3	9-0-1	DNP	4-0-1	7-8-4
at UCF	11/29/18	64-70	L	11-9-0	DNP	14-2-2	14-3-2	1-1-1	2-0-1	7-6-1
GEORGIA STATE	12/4/18	80-83	L	11-11-2	4-1-0	19-3-1	9-4-0	DNP	0-0-1	1-5-2
ARIZONA	12/9/18	76-73	W	13-9-0	DNP	20-2-1	15-8-3	DNP	2-2-1	0-1-1
vs Liberty	12/18/18	84-75	W	21-5-1	1-4-0	17-3-4	7-3-0	DNP	2-1-0	8-3-2
PENN STATE	12/21/18	73-64	W	17-11-1	7-0-0	7-1-4	2-1-0	DNP	0-2-0	8-4-2
at SFA	12/30/18	79-69	W	12-14-0	14-6-0	17-2-8	0-0-0	DNP	2-0-2	5-2-1
KENTUCKY	1/5/19	77-75	W	11-10-0	0-2-0	12-2-3	5-4-0	DNP	0-1-0	10-8-6
at LSU	1/8/19	79-88	L	7-6-0	8-3-1	15-2-1	12-4-1	6-0-0	2-0-0	10-5-5
TEXAS A&M	1/12/19	80-81	L	14-16-0	7-4-1	14-0-3	4-1-1	0-1-0	2-0-1	1-2-1
at Mizzou	1/16/19	70-60	W	12-11-1	3-0-0	9-2-1	7-5-0	DNP	14-3-0	4-1-2
at Tennessee	1/19/19	68-71	L	16-12-0	3-3-1	12-2-1	2-3-0	DNP	0-1-1	2-4-2
OLE MISS	1/22/19	74-53	W	11-10-0	7-1-2	7-2-1	3-1-0	DNP	0-1-0	8-8-2
at Baylor	1/26/19	68-73	L	11-7-0	16-2-2	15-5-6	2-3-0	DNP	0-1-1	0-3-3
MISSISSIPPI STATE	1/29/19	83-79	W	19-7-2	11-5-1	9-3-3	1-2-0	DNP	2-2-0	8-2-2
at Auburn	2/2/19	63-84	L	8-10-0	5-4-2	13-1-1	7-1-0	DNP	2-1-2	2-0-0
GEORGIA	2/6/19	89-74	W	3-8-0	2-3-1	24-4-7	0-1-0	4-1-0	0-0-0	6-3-0
at Vanderbilt	2/9/19	77-67	W	7-4-1	15-12-0	18-2-4	DNP	3-2-1	0-0-0	9-4-0
at Mississippi State	2/12/19	62-81	L	11-7-2	3-1-0	17-5-2	2-1-0	0-0-0	0-0-0	4-1-3
FLORIDA	2/16/19	53-71	L	10-7-0	0-2-0	14-2-2	0-0-0	DNP	5-0-0	3-0-1
at Texas A&M	2/19/19	56-65	L	6-5-1	9-5-0	5-3-4	DNP	3-2-1	2-0-2	4-1-2
VANDERBILT	2/23/19	68-61	W	14-11-1	9-3-0	19-1-2	DNP	0-1-0	DNP	5-3-0
at South Carolina	2/26/19	68-62	W	15-10-0	11-3-1	17-5-3	DNP	4-2-1	DNP	3-4-3
LSU	3/2/19	69-74	L	14-10-0	13-9-0	7-4-4	DNP	0-3-0	0-0-0	11-3-5
AUBURN	3/5/19	60-66	L	4-8-0	7-2-0	13-4-3	DNP	0-2-1	2-1-0	11-3-3

Opponent	Date	Score		12	15	21	23	24	30	34
				INGRAM,DAZ	BARNES,TYL	JOHNSON,BR	PETTY,JOHN	SCHAFFER,L	SMITH,GALI	MACK,TEVIN
SOUTHERN	11/6/18	82-62	W	DNP	0-0-0	0-0-0	17-4-2	0-0-0	10-4-0	10-6-2
APPALACHIAN STATE	11/11/18	81-73	W	8-8-0	DNP	DNP	13-4-1	DNP	4-2-0	2-2-1
vs Northeastern	11/15/18	52-68	L	9-5-2	DNP	DNP	17-5-2	DNP	2-3-0	7-3-1
vs Ball State	11/16/18	79-61	W	11-2-5	0-0-0	0-0-0	7-3-7	0-0-0	8-5-0	20-2-1
vs Wichita State	11/18/18	90-86	W	8-4-5	DNP	DNP	13-5-2	DNP	6-1-0	5-4-1
MURRAY STATE	11/26/18	78-72	W	9-4-2	DNP	DNP	16-7-0	DNP	4-3-1	7-4-0
at UCF	11/29/18	64-70	L	5-6-4	DNP	DNP	5-8-1	DNP	1-1-0	4-3-2
GEORGIA STATE	12/4/18	80-83	L	17-8-2	DNP	DNP	6-4-2	DNP	1-3-0	12-1-0
ARIZONA	12/9/18	76-73	W	2-2-0	DNP	DNP	4-6-4	DNP	8-3-1	12-6-0
vs Liberty	12/18/18	84-75	W	7-2-1	DNP	DNP	16-3-1	DNP	0-3-0	5-1-2
PENN STATE	12/21/18	73-64	W	6-4-4	DNP	DNP	13-5-0	DNP	2-0-0	11-4-0
at SFA	12/30/18	79-69	W	8-8-3	DNP	DNP	6-8-0	DNP	3-2-0	12-2-1
KENTUCKY	1/5/19	77-75	W	11-4-4	DNP	DNP	6-1-0	DNP	0-2-0	22-5-1
at LSU	1/8/19	79-88	L	2-2-3	DNP	DNP	9-8-3	DNP	2-1-0	6-2-0
TEXAS A&M	1/12/19	80-81	L	6-4-3	DNP	DNP	22-4-1	DNP	DNP	10-9-2
at Mizzou	1/16/19	70-60	W	9-2-3	DNP	DNP	5-3-1	DNP	4-2-0	3-4-1
at Tennessee	1/19/19	68-71	L	3-4-5	DNP	DNP	30-1-2	DNP	0-5-0	0-1-1
OLE MISS	1/22/19	74-53	W	9-5-1	0-0-0	0-1-0	15-1-1	0-1-0	10-3-0	4-4-1
at Baylor	1/26/19	68-73	L	5-3-2	DNP	DNP	2-1-2	DNP	2-2-0	15-2-1
MISSISSIPPI STATE	1/29/19	83-79	W	7-2-1	DNP	DNP	13-3-1	DNP	7-3-0	6-8-1
at Auburn	2/2/19	63-84	L	3-2-4	DNP	DNP	18-4-3	DNP	2-0-0	3-3-0
GEORGIA	2/6/19	89-74	W	11-3-3	DNP	0-0-0	8-5-0	0-0-0	6-2-0	25-6-2
at Vanderbilt	2/9/19	77-67	W	12-4-1	DNP	DNP	8-1-3	0-0-0	DNP	5-4-1
at Mississippi State	2/12/19	62-81	L	12-3-2	DNP	0-0-0	0-2-3	0-0-0	0-0-0	13-5-2
FLORIDA	2/16/19	53-71	L	2-1-2	DNP	DNP	10-2-1	0-0-0	5-2-0	4-4-0
at Texas A&M	2/19/19	56-65	L	6-4-2	DNP	DNP	7-6-2	DNP	DNP	14-2-1
VANDERBILT	2/23/19	68-61	W	13-10-6	DNP	DNP	0-6-3	DNP	DNP	8-1-2
at South Carolina	2/26/19	68-62	W	2-3-2	DNP	DNP	5-10-3	DNP	0-0-0	11-1-0
LSU	3/2/19	69-74	L	1-1-0	DNP	DNP	23-4-2	DNP	0-2-0	0-3-0
AUBURN	3/5/19	60-66	L	5-1-1	DNP	DNP	8-9-1	DNP	0-0-0	10-2-1

2018-19 TEAM GAME-BY-GAME



2018-19 Alabama Men's Basketball
Alabama Team Game-by-Game (as of Mar 05, 2019)
All games



TEAM STATISTICS

Opponent	Date	Score		Total		3-Pointers		Free throws		Rebounds				pf	a	t/o	blk	stl	pts	avg
				fg-fga	pct	3fg-fga	pct	ft-fa	pct	off	def	tot	avg							
SOUTHERN	11/6/18	82-62	W	27-55	.491	9-24	.375	19-28	.679	16	29	45	45.0	24	17	20	6	3	82	82.0
APPALACHIAN STATE	11/11/18	81-73	W	25-65	.385	5-16	.313	26-43	.605	21	24	45	45.0	23	7	10	4	9	81	81.5
vs Northeastern	11/15/18	52-68	L	19-51	.373	3-19	.158	11-15	.733	8	19	27	39.0	16	10	9	2	3	52	71.7
vs Ball State	11/16/18	79-61	W	33-65	.508	7-19	.368	6-9	.667	10	25	35	38.0	22	22	14	5	4	79	73.5
vs Wichita State	11/18/18	90-86	W	25-49	.510	9-19	.474	31-33	.939	8	24	32	36.8	19	14	12	1	1	90	76.8
MURRAY STATE	11/26/18	78-72	W	25-56	.446	5-18	.278	23-30	.767	15	25	40	37.3	16	12	21	10	7	78	77.0
at UCF	11/29/18	64-70	L	25-66	.379	5-24	.208	9-14	.643	19	27	46	38.6	24	14	14	5	3	64	75.1
GEORGIA STATE	12/4/18	80-83	L	26-56	.464	10-28	.357	18-31	.581	8	33	41	38.9	18	10	10	8	5	80	75.8
ARIZONA	12/9/18	76-73	W	26-56	.464	8-19	.421	16-28	.571	11	29	40	39.0	14	11	15	4	5	76	75.8
vs Liberty	12/18/18	84-75	W	26-50	.520	7-17	.412	25-39	.641	7	25	32	38.3	17	11	11	6	8	84	76.6
PENN STATE	12/21/18	73-64	W	28-53	.528	4-10	.400	13-21	.619	6	32	38	38.3	11	11	12	7	4	73	76.3
at SFA	12/30/18	79-69	W	27-61	.443	11-31	.355	14-20	.700	17	30	47	39.0	13	15	18	4	3	79	76.5
KENTUCKY	1/5/19	77-75	W	27-59	.458	10-23	.435	13-17	.765	7	33	40	39.1	16	14	17	4	2	77	76.5
at LSU	1/8/19	79-88	L	25-62	.403	7-24	.292	22-26	.846	16	20	36	38.9	20	14	15	2	6	79	76.7
TEXAS A&M	1/12/19	80-81	L	26-62	.419	10-27	.370	18-29	.621	13	32	45	39.3	25	13	8	7	1	80	76.9
at Mizzou	1/16/19	70-60	W	26-55	.473	6-18	.333	12-15	.800	9	28	37	39.1	15	9	10	3	2	70	76.5
at Tennessee	1/19/19	68-71	L	25-59	.424	10-26	.385	8-18	.444	12	29	41	39.2	20	13	13	4	3	68	76.0
OLE MISS	1/22/19	74-53	W	25-65	.385	7-22	.318	17-22	.773	20	24	44	39.5	16	8	9	9	9	74	75.9
at Baylor	1/26/19	68-73	L	29-57	.509	5-17	.294	5-7	.714	9	22	31	39.1	15	17	13	7	3	68	75.5
MISSISSIPPI STATE	1/29/19	83-79	W	30-61	.492	1-15	.067	22-36	.611	12	27	39	39.0	19	11	11	9	7	83	75.8
at Auburn	2/2/19	63-84	L	21-47	.447	8-19	.421	13-18	.722	8	21	29	38.6	16	12	21	3	4	63	75.2
GEORGIA	2/6/19	89-74	W	33-58	.569	7-18	.389	16-24	.667	7	30	37	38.5	14	13	12	3	6	89	75.9
at Vanderbilt	2/9/19	77-67	W	24-59	.407	12-24	.500	17-21	.810	11	31	42	38.7	19	11	13	5	4	77	75.9
at Mississippi State	2/12/19	62-81	L	22-51	.431	7-24	.292	11-12	.917	8	18	26	38.1	16	14	18	5	3	62	75.3
FLORIDA	2/16/19	53-71	L	19-43	.442	5-19	.263	10-22	.455	5	18	23	37.5	12	6	11	4	4	53	74.4
at Texas A&M	2/19/19	56-65	L	23-57	.404	6-23	.261	4-7	.571	7	24	31	37.3	13	15	13	3	4	56	73.7
VANDERBILT	2/23/19	68-61	W	24-57	.421	9-24	.375	11-19	.579	9	27	36	37.2	15	14	10	4	10	68	73.5
at South Carolina	2/26/19	68-62	W	24-56	.429	6-17	.353	14-22	.636	9	34	43	37.4	18	13	15	3	3	68	73.3
LSU	3/2/19	69-74	L	24-64	.375	8-26	.308	13-23	.565	12	28	40	37.5	20	11	13	3	1	69	73.2
AUBURN	3/5/19	60-66	L	22-49	.449	5-19	.263	11-16	.688	8	26	34	37.4	16	10	19	5	7	60	72.7
Alabama		2182		761-1704	.447	212-629	.337	448-665	.674	328	794	1122	37.4	522	372	407	145	134	2182	72.7
Opponents		2141		779-1780	.438	189-580	.326	394-557	.707	298	730	1028	34.3	578	333	363	119	185	2141	71.4

Games played: 30
Points/game: 72.7
FG Pct: 44.7
3FG Pct: 33.7
FT Pct: 67.4

Rebounds/game: 37.4
Assists/game: 12.4
Turnovers/game: 13.6
Assist/turnover ratio: 0.9
Steals/game: 4.5
Blocks/game: 4.8

2018-19 OPPONENT GAME-BY-GAME



2018-19 Alabama Men's Basketball
Alabama Opponent Game-by-Game (as of Mar 05, 2019)
All games



OPPONENT STATISTICS

Opponent	Date	Score		Total		3-Pointers		Free throws		Rebounds				pf	a	t/o	blk	stl	pts	avg
				fg-fga	pct	3fg-fga	pct	ft-fa	pct	off	def	tot	avg							
SOUTHERN	11/6/18	82-62	W	21-55	.382	3-17	.176	17-30	.567	11	20	31	31.0	28	8	15	2	7	62	62.0
APPALACHIAN STATE	11/11/18	81-73	W	25-51	.490	9-15	.600	14-25	.560	11	28	39	35.0	29	7	22	1	4	73	67.5
vs Northeastern	11/15/18	52-68	L	22-42	.524	9-17	.529	15-17	.882	2	23	25	31.7	17	14	13	1	7	68	67.7
vs Ball State	11/16/18	79-61	W	22-49	.449	3-12	.250	14-22	.636	6	25	31	31.5	18	11	15	8	5	61	66.0
vs Wichita State	11/18/18	90-86	W	29-62	.468	6-23	.261	22-27	.815	11	17	28	30.8	25	9	7	3	6	86	70.0
MURRAY STATE	11/26/18	78-72	W	29-64	.453	5-18	.278	9-12	.750	12	20	32	31.0	22	10	18	5	7	72	70.3
at UCF	11/29/18	64-70	L	21-45	.467	5-15	.333	23-36	.639	4	25	29	30.7	14	12	9	6	5	70	70.3
GEORGIA STATE	12/4/18	80-83	L	30-66	.455	8-23	.348	15-20	.750	7	30	37	31.5	23	10	10	1	6	83	71.9
ARIZONA	12/9/18	76-73	W	29-70	.414	9-24	.375	6-9	.667	13	25	38	32.2	19	10	11	4	6	73	72.0
vs Liberty	12/18/18	84-75	W	25-57	.439	11-23	.478	14-17	.824	8	25	33	32.3	27	11	15	3	2	75	72.3
PENN STATE	12/21/18	73-64	W	26-68	.382	7-25	.280	5-5	1.000	10	24	34	32.5	20	16	10	6	8	64	71.5
at SFA	12/30/18	79-69	W	29-68	.426	6-19	.316	5-8	.625	11	20	31	32.3	18	7	12	5	6	69	71.3
KENTUCKY	1/5/19	77-75	W	28-65	.431	5-18	.278	14-17	.824	6	26	32	32.3	15	14	11	1	7	75	71.6
at LSU	1/8/19	79-88	L	28-57	.491	10-15	.667	22-27	.815	12	23	35	32.5	19	15	16	8	8	88	72.8
TEXAS A&M	1/12/19	80-81	L	28-64	.438	3-19	.158	22-30	.733	10	28	38	32.9	21	8	3	6	2	81	73.3
at Mizzou	1/16/19	70-60	W	24-57	.421	7-20	.350	5-10	.500	8	21	29	32.6	17	10	11	0	1	60	72.5
at Tennessee	1/19/19	68-71	L	28-64	.438	3-12	.250	12-16	.750	11	25	36	32.8	18	16	9	7	6	71	72.4
OLE MISS	1/22/19	74-53	W	20-50	.400	6-20	.300	7-14	.500	10	22	32	32.8	20	6	16	4	1	53	71.3
at Baylor	1/26/19	68-73	L	30-67	.448	6-22	.273	7-10	.700	16	19	35	32.9	11	14	8	5	6	73	71.4
MISSISSIPPI STATE	1/29/19	83-79	W	32-71	.451	3-19	.158	12-22	.545	19	24	43	33.4	25	10	13	6	8	79	71.8
at Auburn	2/2/19	63-84	L	30-58	.517	13-22	.591	11-14	.786	8	23	31	33.3	18	15	13	3	13	84	72.4
GEORGIA	2/6/19	89-74	W	29-71	.408	6-25	.240	10-16	.625	15	23	38	33.5	20	15	13	4	3	74	72.5
at Vanderbilt	2/9/19	77-67	W	21-52	.404	8-22	.364	17-28	.607	5	26	31	33.4	17	10	11	5	6	67	72.2
at Mississippi State	2/12/19	62-81	L	29-59	.492	7-15	.467	16-20	.800	14	21	35	33.5	12	13	12	6	15	81	72.6
FLORIDA	2/16/19	53-71	L	27-50	.540	6-19	.316	11-14	.786	5	26	31	33.4	20	11	9	2	6	71	72.5
at Texas A&M	2/19/19	56-65	L	22-54	.407	6-23	.261	15-16	.938	9	29	38	33.5	12	10	13	3	4	65	72.2
VANDERBILT	2/23/19	68-61	W	23-53	.434	4-17	.235	11-16	.688	7	29	36	33.6	16	13	17	2	3	61	71.8
at South Carolina	2/26/19	68-62	W	20-65	.308	4-19	.211	18-23	.783	11	26	37	33.8	21	9	8	6	7	62	71.5
LSU	3/2/19	69-74	L	28-66	.424	4-17	.235	14-22	.636	14	34	48	34.2	23	11	11	3	9	74	71.6
AUBURN	3/5/19	60-66	L	24-60	.400	7-25	.280	11-14	.786	12	23	35	34.3	13	8	12	3	11	66	71.4
Opponents		2141		779-1780	.438	189-580	.326	394-557	.707	298	730	1028	34.3	578	333	363	119	185	2141	71.4
Alabama		2182		761-1704	.447	212-629	.337	448-665	.674	328	794	1122	37.4	522	372	407	145	134	2182	72.7

Games played: 30
Points/game: 71.4
FG Pct: 43.8
3FG Pct: 32.6
FT Pct: 70.7

Rebounds/game: 34.3
Assists/game: 11.1
Turnovers/game: 12.1
Assist/turnover ratio: 0.9
Steals/game: 6.2
Blocks/game: 4.0

2018-19 COMPARISON



2018-19 Alabama Men's Basketball
Alabama Team Game-by-Game Comparison (as of Mar 05, 2019)
All games



Opponent	1st	2nd	Score	Mar	Total FG	FG Pct	3-Pointers	3FG Pct	Free Throws	FT Pct	Rebounds	Assist	T/Over	Block	Steal	Fouls
SOUTHERN	45/27	37/35	82-62	+20	27-55/21-55	.491/.382	9-24/3-17	.375/.176	19-28/17-30	.679/.567	45/31 +14	17/8	20/15	6/2	3/7	24/28
APPALACHIAN STATE	38/35	43/38	81-73	+8	25-65/25-51	.385/.490	5-16/9-15	.313/.600	26-43/14-25	.605/.560	45/39 +6	7/7	10/22	4/1	9/4	23/29
Northeastern	22/33	30/35	52-68	(16)	19-51/22-42	.373/.524	3-19/9-17	.158/.529	11-15/15-17	.733/.882	27/25 +2	10/14	9/13	2/1	3/7	16/17
Ball State	34/21	45/40	79-61	+18	33-65/22-49	.508/.449	7-19/3-12	.368/.250	6-9/14-22	.667/.636	35/31 +4	22/11	14/15	5/8	4/5	22/18
Wichita State	46/34	44/52	90-86	+4	25-49/29-62	.510/.468	9-19/6-23	.474/.261	31-33/22-27	.939/.815	32/28 +4	14/9	12/7	1/3	1/6	19/25
MURRAY STATE	39/29	39/43	78-72	+6	25-56/29-64	.446/.453	5-18/5-18	.278/.278	23-30/9-12	.767/.750	40/32 +8	12/10	21/18	10/5	7/7	16/22
UCF	25/29	39/41	64-70	(6)	25-66/21-45	.379/.467	5-24/5-15	.208/.333	9-14/23-36	.643/.639	46/29 +17	14/12	14/9	5/6	3/5	24/14
GEORGIA STATE	52/31	28/52	80-83	(3)	26-56/30-66	.464/.455	10-28/8-23	.357/.348	18-31/15-20	.581/.750	41/37 +4	10/10	10/10	8/1	5/6	18/23
ARIZONA	39/30	37/43	76-73	+3	26-56/29-70	.464/.414	8-19/9-24	.421/.375	16-28/6-9	.571/.667	40/38 +2	11/10	15/11	4/4	5/6	14/19
Liberty	34/33	50/42	84-75	+9	26-50/25-57	.520/.439	7-17/11-23	.412/.478	25-39/14-17	.641/.824	32/33 (1)	11/11	11/15	6/3	8/2	17/27
PENN STATE	33/27	40/37	73-64	+9	28-53/26-68	.528/.382	4-10/7-25	.400/.280	13-21/5-5	.619/1000	38/34 +4	11/16	12/10	7/6	4/8	11/20
SFA	41/34	38/35	79-69	+10	27-61/29-68	.443/.426	11-31/6-19	.355/.316	14-20/5-8	.700/.625	47/31 +16	15/7	18/12	4/5	3/6	13/18
KENTUCKY	38/40	39/35	77-75	+2	27-59/28-65	.458/.431	10-23/5-18	.435/.278	13-17/14-17	.765/.824	40/32 +8	14/14	17/11	4/1	2/7	16/15
LSU	28/43	51/45	79-88	(9)	25-62/28-57	.403/.491	7-24/10-15	.292/.667	22-26/22-27	.846/.815	36/35 +1	14/15	15/16	2/8	6/8	20/19
TEXAS A&M	43/32	37/49	80-81	(1)	26-62/28-64	.419/.438	10-27/3-19	.370/.158	18-29/22-30	.621/.733	45/38 +7	13/8	8/3	7/6	1/2	25/21
Mizzou	32/26	38/34	70-60	+10	26-55/24-57	.473/.421	6-18/7-20	.333/.350	12-15/5-10	.800/.500	37/29 +8	9/10	10/11	3/0	2/1	15/17
Tennessee	32/44	36/27	68-71	(3)	25-59/28-64	.424/.438	10-26/3-12	.385/.250	8-18/12-16	.444/.750	41/36 +5	13/16	13/9	4/7	3/6	20/18
OLE MISS	42/26	32/27	74-53	+21	25-65/20-50	.385/.400	7-22/6-20	.318/.300	17-22/7-14	.773/.500	44/32 +12	8/6	9/16	9/4	9/1	16/20
Baylor	30/36	38/37	68-73	(5)	29-57/30-67	.509/.448	5-17/6-22	.294/.273	5-7/7-10	.714/.700	31/35 (4)	17/14	13/8	7/5	3/6	15/11
MISSISSIPPI STATE	41/29	42/50	83-79	+4	30-61/32-71	.492/.451	1-15/3-19	.067/.158	22-36/12-22	.611/.545	39/43 (4)	11/10	11/13	9/6	7/8	19/25
Auburn	28/48	35/36	63-84	(21)	21-47/30-58	.447/.517	8-19/13-22	.421/.591	13-18/11-14	.722/.786	29/31 (2)	12/15	21/13	3/3	4/13	16/18
GEORGIA	41/38	48/36	89-74	+15	33-58/29-71	.569/.408	7-18/6-25	.389/.240	16-24/10-16	.667/.625	37/38 (1)	13/15	12/13	3/4	6/3	14/20
Vanderbilt	38/31	39/36	77-67	+10	24-59/21-52	.407/.404	12-24/8-22	.500/.364	17-21/17-28	.810/.607	42/31 +11	11/10	13/11	5/5	4/6	19/17
Mississippi State	30/43	32/38	62-81	(19)	22-51/29-59	.431/.492	7-24/7-15	.292/.467	11-12/16-20	.917/.800	26/35 (9)	14/13	18/12	5/6	3/15	16/12
FLORIDA	26/35	27/36	53-71	(18)	19-43/27-50	.442/.540	5-19/6-19	.263/.316	10-22/11-14	.455/.786	23/31 (8)	6/11	11/9	4/2	4/6	12/20
Texas A&M	30/24	26/41	56-65	(9)	23-57/22-54	.404/.407	6-23/6-23	.261/.261	4-7/15-16	.571/.938	31/38 (7)	15/10	13/13	3/3	4/4	13/12
VANDERBILT	35/20	33/41	68-61	+7	24-57/23-53	.421/.434	9-24/4-17	.375/.235	11-19/11-16	.579/.688	36/36 -	14/13	10/17	4/2	10/3	15/16
South Carolina	31/25	37/37	68-62	+6	24-56/20-65	.429/.308	6-17/4-19	.353/.211	14-22/18-23	.636/.783	43/37 +6	13/9	15/8	3/6	3/7	18/21
LSU	28/29	41/45	69-74	(5)	24-64/28-66	.375/.424	8-26/4-17	.308/.235	13-23/14-22	.565/.636	40/48 (8)	11/11	13/11	3/3	1/9	20/23
AUBURN	34/23	26/43	60-66	(6)	22-49/24-60	.449/.400	5-19/7-25	.263/.280	11-16/11-14	.688/.786	34/35 (1)	10/8	19/12	5/3	7/11	16/13

Note: Game totals are displayed in the format TEAM/OPPONENT for each category

2018-19 TEAM HIGHS/LOWS



2018-19 Alabama Men's Basketball
Alabama Team High/Low Analysis (as of Mar 05, 2019)
All games

**Alabama - TEAM GAME HIGHS**

POINTS	90	vs Wichita State (11/18/18)
	89	GEORGIA (2/6/19)
	84	vs Liberty (12/18/18)
	83	MISSISSIPPI STATE (1/29/19)
	82	SOUTHERN (11/6/18)
FIELD GOALS MADE	33	GEORGIA (2/6/19)
	33	vs Ball State (11/16/18)
FIELD GOAL ATTEMPTS	66	at UCF (11/29/18)
	65	OLE MISS (1/22/19)
	65	vs Ball State (11/16/18)
	65	APPALACHIAN STATE (11/11/18)
FIELD GOAL PERCENTAGE	.569 (33-58)	GEORGIA (2/6/19)
	.528 (28-53)	PENN STATE (12/21/18)
3 PT FIELD GOALS MADE	12	at Vanderbilt (2/9/19)
	11	at SFA (12/30/18)
3 PT FG ATTEMPTS	31	at SFA (12/30/18)
	28	GEORGIA STATE (12/4/18)
3 PT FG PERCENTAGE	.500 (12-24)	at Vanderbilt (2/9/19)
	.474 (9-19)	vs Wichita State (11/18/18)
FREE THROWS MADE	31	vs Wichita State (11/18/18)
	26	APPALACHIAN STATE (11/11/18)
FREE THROW ATTEMPTS	43	APPALACHIAN STATE (11/11/18)
	39	vs Liberty (12/18/18)
FREE THROW PERCENTAGE	.939 (31-33)	vs Wichita State (11/18/18)
	.917 (11-12)	at Mississippi State (2/12/19)
REBOUNDS	47	at SFA (12/30/18)
	46	at UCF (11/29/18)
ASSISTS	22	vs Ball State (11/16/18)
	17	at Baylor (1/26/19)
	17	SOUTHERN (11/6/18)
STEALS	10	VANDERBILT (2/23/19)
	9	OLE MISS (1/22/19)
	9	APPALACHIAN STATE (11/11/18)
BLOCKED SHOTS	10	MURRAY STATE (11/26/18)
	9	MISSISSIPPI STATE (1/29/19)
	9	OLE MISS (1/22/19)
TURNOVERS	21	at Auburn (2/2/19)
	21	MURRAY STATE (11/26/18)
FOULS	25	TEXAS A&M (1/12/19)
	24	at UCF (11/29/18)
	24	SOUTHERN (11/6/18)

2018-19 TEAM HIGHS/LOWS



2018-19 Alabama Men's Basketball
Alabama High/Low Analysis (as of Mar 05, 2019)
All games

**Opponent - GAME HIGHS**

POINTS	88	at LSU (1/8/19)
	86	vs Wichita State (11/18/18)
	84	at Auburn (2/2/19)
	83	GEORGIA STATE (12/4/18)
	81	at Mississippi State (2/12/19)
	81	TEXAS A&M (1/12/19)
FIELD GOALS MADE	32	MISSISSIPPI STATE (1/29/19)
	30	at Auburn (2/2/19)
	30	at Baylor (1/26/19)
	30	GEORGIA STATE (12/4/18)
FIELD GOAL ATTEMPTS	71	GEORGIA (2/6/19)
	71	MISSISSIPPI STATE (1/29/19)
FIELD GOAL PERCENTAGE	.540 (27-50)	FLORIDA (2/16/19)
	.524 (22-42)	vs Northeastern (11/15/18)
3 PT FIELD GOALS MADE	13	at Auburn (2/2/19)
	11	vs Liberty (12/18/18)
3 PT FG ATTEMPTS	25	AUBURN (3/5/19)
	25	GEORGIA (2/6/19)
	25	PENN STATE (12/21/18)
3 PT FG PERCENTAGE	.667 (10-15)	at LSU (1/8/19)
	.600 (9-15)	APPALACHIAN STATE (11/11/18)
FREE THROWS MADE	23	at UCF (11/29/18)
	22	TEXAS A&M (1/12/19)
	22	at LSU (1/8/19)
	22	vs Wichita State (11/18/18)
FREE THROW ATTEMPTS	36	at UCF (11/29/18)
	30	TEXAS A&M (1/12/19)
	30	SOUTHERN (11/6/18)
FREE THROW PERCENTAGE	1.000 (5-5)	PENN STATE (12/21/18)
	.938 (15-16)	at Texas A&M (2/19/19)
REBOUNDS	48	LSU (3/2/19)
	43	MISSISSIPPI STATE (1/29/19)
ASSISTS	16	at Tennessee (1/19/19)
	16	PENN STATE (12/21/18)
STEALS	15	at Mississippi State (2/12/19)
	13	at Auburn (2/2/19)
BLOCKED SHOTS	8	at LSU (1/8/19)
	8	vs Ball State (11/16/18)
TURNOVERS	22	APPALACHIAN STATE (11/11/18)
	18	MURRAY STATE (11/26/18)
FOULS	29	APPALACHIAN STATE (11/11/18)
	28	SOUTHERN (11/6/18)

2018-19 TEAM HIGHS/LOWS



2018-19 Alabama Men's Basketball
Alabama High/Low Analysis (as of Mar 05, 2019)
All games

**Alabama - GAME LOWS**

POINTS	52	vs Northeastern (11/15/18)
	53	FLORIDA (2/16/19)
	56	at Texas A&M (2/19/19)
	60	AUBURN (3/5/19)
	62	at Mississippi State (2/12/19)
FIELD GOALS MADE	19	vs Northeastern (11/15/18)
	19	FLORIDA (2/16/19)
FIELD GOAL ATTEMPTS	43	FLORIDA (2/16/19)
	47	at Auburn (2/2/19)
FIELD GOAL PERCENTAGE	.373 (19-51)	vs Northeastern (11/15/18)
	.375 (24-64)	LSU (3/2/19)
3 PT FIELD GOALS MADE	1	MISSISSIPPI STATE (1/29/19)
	3	vs Northeastern (11/15/18)
3 PT FG ATTEMPTS	10	PENN STATE (12/21/18)
	15	MISSISSIPPI STATE (1/29/19)
3 PT FG PERCENTAGE	.067 (1-15)	MISSISSIPPI STATE (1/29/19)
	.158 (3-19)	vs Northeastern (11/15/18)
FREE THROWS MADE	4	at Texas A&M (2/19/19)
	5	at Baylor (1/26/19)
FREE THROW ATTEMPTS	7	at Baylor (1/26/19)
	7	at Texas A&M (2/19/19)
FREE THROW PERCENTAGE	.444 (8-18)	at Tennessee (1/19/19)
	.455 (10-22)	FLORIDA (2/16/19)
REBOUNDS	23	FLORIDA (2/16/19)
	26	at Mississippi State (2/12/19)
ASSISTS	6	FLORIDA (2/16/19)
	7	APPALACHIAN STATE (11/11/18)
STEALS	1	vs Wichita State (11/18/18)
	1	TEXAS A&M (1/12/19)
	1	LSU (3/2/19)
BLOCKED SHOTS	1	vs Wichita State (11/18/18)
	2	vs Northeastern (11/15/18)
	2	at LSU (1/8/19)
TURNOVERS	8	TEXAS A&M (1/12/19)
	9	vs Northeastern (11/15/18)
	9	OLE MISS (1/22/19)
FOULS	11	PENN STATE (12/21/18)
	12	FLORIDA (2/16/19)

2018-19 TEAM HIGHS/LOWS



2018-19 Alabama Men's Basketball
Alabama High/Low Analysis (as of Mar 05, 2019)
All games

**Opponent - GAME LOWS**

POINTS	53	OLE MISS (1/22/19)
	60	at Mizzou (1/16/19)
	61	vs Ball State (11/16/18)
	61	VANDERBILT (2/23/19)
	62	SOUTHERN (11/6/18)
	62	at South Carolina (2/26/19)
FIELD GOALS MADE	20	OLE MISS (1/22/19)
	20	at South Carolina (2/26/19)
FIELD GOAL ATTEMPTS	42	vs Northeastern (11/15/18)
	45	at UCF (11/29/18)
FIELD GOAL PERCENTAGE	.308 (20-65)	at South Carolina (2/26/19)
	.382 (21-55)	SOUTHERN (11/6/18)
3 PT FIELD GOALS MADE	3	SOUTHERN (11/6/18)
	3	vs Ball State (11/16/18)
	3	TEXAS A&M (1/12/19)
	3	at Tennessee (1/19/19)
	3	MISSISSIPPI STATE (1/29/19)
3 PT FG ATTEMPTS	12	vs Ball State (11/16/18)
	12	at Tennessee (1/19/19)
3 PT FG PERCENTAGE	.158 (3-19)	TEXAS A&M (1/12/19)
	.158 (3-19)	MISSISSIPPI STATE (1/29/19)
FREE THROWS MADE	5	PENN STATE (12/21/18)
	5	at SFA (12/30/18)
	5	at Mizzou (1/16/19)
FREE THROW ATTEMPTS	5	PENN STATE (12/21/18)
	8	at SFA (12/30/18)
FREE THROW PERCENTAGE	.500 (5-10)	at Mizzou (1/16/19)
	.500 (7-14)	OLE MISS (1/22/19)
REBOUNDS	25	vs Northeastern (11/15/18)
	28	vs Wichita State (11/18/18)
ASSISTS	6	OLE MISS (1/22/19)
	7	APPALACHIAN STATE (11/11/18)
	7	at SFA (12/30/18)
STEALS	1	at Mizzou (1/16/19)
	1	OLE MISS (1/22/19)
BLOCKED SHOTS	0	at Mizzou (1/16/19)
	1	APPALACHIAN STATE (11/11/18)
	1	vs Northeastern (11/15/18)
	1	GEORGIA STATE (12/4/18)
	1	KENTUCKY (1/5/19)
TURNOVERS	3	TEXAS A&M (1/12/19)
	7	vs Wichita State (11/18/18)
FOULS	11	at Baylor (1/26/19)
	12	at Mississippi State (2/12/19)
	12	at Texas A&M (2/19/19)

2018-19 PLAYER HIGHS/LOWS



2018-19 Alabama Men's Basketball
Alabama Player High/Low Analysis (as of Mar 05, 2019)
All games

**Alabama - INDIVIDUAL GAME HIGHS**

Points	30		Petty, John at Tennessee (1/19/19)
	25		Mack, Tevin vs Georgia (2/6/19)
	24		Lewis Jr., Kira vs Georgia (2/6/19)
	24		Lewis Jr., Kira vs Wichita State (11/18/18)
	23		Petty, John vs LSU (3/2/19)
Field Goals Made	11		Petty, John at Tennessee (1/19/19)
	10		Mack, Tevin vs Georgia (2/6/19)
	10		Lewis Jr., Kira vs Georgia (2/6/19)
Field Goal Att.	18		Petty, John at Tennessee (1/19/19)
	18		Lewis Jr., Kira vs Appalachian State (11/11/18)
FG Pct (min 5 made)	1.000	(6-6)	Norris, Riley at Baylor (1/26/19)
	1.000	(6-6)	Hall, Donta vs Liberty (12/18/18)
3-Point FG Made	6		Petty, John at Tennessee (1/19/19)
	6		Petty, John vs Texas A&M (1/12/19)
	6		Mack, Tevin vs Kentucky (1/5/19)
3-Point FG Att.	11		Petty, John vs Texas A&M (1/12/19)
	10		Petty, John at Tennessee (1/19/19)
	10		Lewis Jr., Kira vs Georgia State (12/4/18)
3-Pt FG Pct (min 4 made)	1.000	(4-4)	Norris, Riley at Baylor (1/26/19)
	.800	(4-5)	Lewis Jr., Kira vs Arizona (12/9/18)
Free Throws Made	11		Lewis Jr., Kira vs Wichita State (11/18/18)
	9		Hall, Donta vs Liberty (12/18/18)
	9		Reese, Alex vs Wichita State (11/18/18)
Free Throw Att.	16		Jones, Herbert vs Appalachian State (11/11/18)
	11		Hall, Donta vs Liberty (12/18/18)
	11		Lewis Jr., Kira vs Wichita State (11/18/18)
FT Pct (min 5 made)	1.000	(11-11)	Lewis Jr., Kira vs Wichita State (11/18/18)
	1.000	(8-8)	Lewis Jr., Kira at LSU (1/8/19)
	1.000	(6-6)	Reese, Alex at LSU (1/8/19)
	1.000	(6-6)	Ingram, Dazon vs Kentucky (1/5/19)
	1.000	(6-6)	Ingram, Dazon vs Appalachian State (11/11/18)
Rebounds	16		Hall, Donta vs Texas A&M (1/12/19)
	14		Hall, Donta at SFA (12/30/18)
Assists	8		Lewis Jr., Kira at SFA (12/30/18)
	7		Lewis Jr., Kira vs Georgia (2/6/19)
	7		Petty, John vs Ball State (11/16/18)
	7		Lewis Jr., Kira vs Southern (11/6/18)
Steals	4		Jones, Herbert vs Appalachian State (11/11/18)
	3		Jones, Herbert vs Auburn (3/5/19)
	3		Ingram, Dazon vs Georgia (2/6/19)
	3		Jones, Herbert vs Penn State (12/21/18)
	3		Jones, Herbert vs Liberty (12/18/18)
	3		Lewis Jr., Kira vs Ball State (11/16/18)
Blocked Shots	4		Hall, Donta vs Texas A&M (1/12/19)
	4		Hall, Donta vs Liberty (12/18/18)
Turnovers	6		Petty, John vs Auburn (3/5/19)
	6		Ingram, Dazon vs Murray State (11/26/18)
Fouls	5		Jones, Herbert at Baylor (1/26/19)
	5		Norris, Riley vs Texas A&M (1/12/19)
	5		Jones, Herbert vs Texas A&M (1/12/19)
	5		Norris, Riley at LSU (1/8/19)
	5		Ingram, Dazon vs Liberty (12/18/18)
	5		Ingram, Dazon at UCF (11/29/18)

2018-19 PLAYER HIGHS/LOWS



2018-19 Alabama Men's Basketball
Alabama Opponent High/Low Analysis (as of Mar 05, 2019)
All games

**OPPONENT INDIVIDUAL GAME HIGHS**

Points	38	Morant, Ja vs Murray State (11/26/18)
	26	McDUFFIE, Markis vs Wichita State (11/18/18)
	24	LEE, Saben at Vanderbilt (2/9/19)
	24	Taylor, B.J. at UCF (11/29/18)
	23	SILVA, Chris at South Carolina (2/26/19)
	23	BROWN, Bryce at Auburn (2/2/19)
	23	HOMESLEY, Caleb vs Liberty (12/18/18)
	23	Simonds, D'Marcus vs Georgia State (12/4/18)
Field Goals Made	16	Morant, Ja vs Murray State (11/26/18)
	10	Nebo, Josh vs Texas A&M (1/12/19)
Field Goal Att.	29	Morant, Ja vs Murray State (11/26/18)
	24	Simonds, D'Marcus vs Georgia State (12/4/18)
FG Pct (min 5 made)	1.000 (9-9)	Nembhard, Andrew vs Florida (2/16/19)
	1.000 (5-5)	Buttrick, Trent vs Penn State (12/21/18)
3-Point FG Made	5	BROWN, Bryce at Auburn (2/2/19)
	5	HOMESLEY, Caleb vs Liberty (12/18/18)
	5	Shabazz, Ronshad vs Appalachian State (11/11/18)
3-Point FG Att.	10	BROWN, Bryce vs Auburn (3/5/19)
	10	HOMESLEY, Caleb vs Liberty (12/18/18)
3-Pt FG Pct (min 4 made)	1.000 (4-4)	Pusica, Vasa vs Northeastern (11/15/18)
	.714 (5-7)	BROWN, Bryce at Auburn (2/2/19)
	.714 (5-7)	Shabazz, Ronshad vs Appalachian State (11/11/18)
Free Throws Made	11	SILVA, Chris at South Carolina (2/26/19)
	10	Dawkins, Aubrey at UCF (11/29/18)
	10	Ray, Aaron vs Southern (11/6/18)
Free Throw Att.	13	SILVA, Chris at South Carolina (2/26/19)
	12	Flagg, Savion vs Texas A&M (1/12/19)
	12	Ray, Aaron vs Southern (11/6/18)
FT Pct (min 5 made)	1.000 (10-10)	Dawkins, Aubrey at UCF (11/29/18)
	1.000 (8-8)	Skylar Mays vs LSU (3/2/19)
	1.000 (6-6)	Reggie Perry at Mississippi State (2/12/19)
	1.000 (6-6)	Simonds, D'Marcus vs Georgia State (12/4/18)
	1.000 (5-5)	Lamar Peters at Mississippi State (2/12/19)
	1.000 (5-5)	Jones, Myreon vs Penn State (12/21/18)
Rebounds	14	OKEKE, Chuma vs Auburn (3/5/19)
	13	Naz Reid vs LSU (3/2/19)
	13	Johnson, Keyontae vs Florida (2/16/19)
	13	K. Bigby-Williams at LSU (1/8/19)
	13	Johnson, Isaac vs Appalachian State (11/11/18)
Assists	7	Bone, Jordan at Tennessee (1/19/19)
	7	Tremont Waters at LSU (1/8/19)
Steals	4	Tremont Waters vs LSU (3/2/19)
	4	Nick Weatherspoon at Mississippi State (2/12/19)
	4	Lamar Peters at Mississippi State (2/12/19)
	4	OKEKE, Chuma at Auburn (2/2/19)
	4	Buchanan, Shaq vs Murray State (11/26/18)
Blocked Shots	5	Alexander, Kyle at Tennessee (1/19/19)
	5	K. Bigby-Williams at LSU (1/8/19)
Turnovers	10	Morant, Ja vs Murray State (11/26/18)
	6	Shabazz, Ronshad vs Appalachian State (11/11/18)
Fouls	5	Emmitt Williams vs LSU (3/2/19)
	5	HARRIS, JORDAN vs Georgia (2/6/19)
	5	SPENCER, Horace at Auburn (2/2/19)


0 Donta Hall
SENIOR

F • 6-9 • 230 • Luverne, Ala.
Luverne HS

1 Riley Norris
GRADUATE

G/F • 6-7 • 212 • Albertville, Ala.
Albertville HS

2 Kira Lewis Jr.
FRESHMAN

G • 6-3 • 167 • Meridianville, Ala.
Hazel Green HS

3 Alex Reese
SOPHOMORE

F • 6-9 • 238 • Pelham, Ala.
Pelham HS

4 Daniel Giddens
JUNIOR

F • 6-11 • 247 • Mableton, Ga.
Oak Hill Academy/Ohio State

5 Avery Johnson Jr.
GRADUATE

G • 5-11 • 187 • Houston, Texas
Plano West HS/Texas A&M

10 Herbert Jones
SOPHOMORE

G • 6-7 • 206 • Greensboro, Ala.
Hale County HS

12 Dazon Ingram
JUNIOR

G • 6-5 • 210 • Theodore, Ala.
Theodore HS

13 Javian Davis-Fleming
FRESHMAN

F • 6-9 • 268 • Canton, Miss.
Canton HS

15 Tyler Barnes
SOPHOMORE

F • 6-8 • 205 • Louisville, Ky
St. Xavier HS

21 Britton Johnson
FRESHMAN

G • 6-4 • 182 • Mountain Brook, Ala.
Mountain Brook HS

22 Diante Wood
SOPHOMORE

G • 6-4 • 206 • Anniston, Ala.
Sacred Heart Catholic HS

23 John Petty Jr.
SOPHOMORE

G • 6-5 • 197 • Huntsville, Ala.
Mae Jamison HS

24 Lawson Schaffer
SENIOR

G • 5-11 • 168 • Cullman, Ala.
Cullman HS

30 Galin Smith
SOPHOMORE

F • 6-9 • 235 • Clinton, Miss.
Clinton HS

34 Tevin Mack
JUNIOR

F • 6-6 • 225 • Columbia, S.C.
Dreher HS/Texas

Avery Johnson
HEAD COACH

4th Season
Southern, 1988

John Pelphrey
ASSOC. COACH

3rd Season
Kentucky, 1991

Antoine Pettway
ASST. COACH

11th Season
Alabama, 2004

Yasir Rosemond
ASST. COACH

2nd Season
Oregon, 2003