



# ARKANSAS RAZORBACKS

GAME 31 • Alabama • March 9, 2019 • 5:00 pm • Fayetteville, Ark. / Bud Walton Arena (19,200) • SEC Network

## • GAME INFORMATION •

**TV:** SEC Network  
Richard Cross and Barry Booker



**RADIO:** Razorback/IMG Sports Network  
Chuck Barrett and Matt Zimmerman

**SATELLITE:** Sirius (78), XM (190), Internet (961)

**LIVE STATS:** <http://Arkansas.Statbroadcast.com>

## 2018-19 SCHEDULE/RESULTS

(all times Central)

|                       |                     |                         |                |              |
|-----------------------|---------------------|-------------------------|----------------|--------------|
| <b>OVERALL: 16-14</b> |                     | Home: 11-6              | Road: 4-7      | Neutral: 1-1 |
| <b>SEC: 7-10</b>      |                     | Home: 4-4               | Road: 3-6      |              |
| <b>NOVEMBER (4-1)</b> |                     |                         |                |              |
| 9 Fri.                | vs. Texas #         | Fl. Bliss (El Paso, TX) | ESPN (OT)      | L 71 73      |
| 12 Mon.               | UC Davis +          | Bud Walton Arena        | SEC+           | W 81 58      |
| 18 Sun.               | Indiana +           | Bud Walton Arena        | ESPN           | W 73 72      |
| 21 Wed.               | Montana State +     | Bud Walton Arena        | SEC+           | W 90 68      |
| 23 Fri.               | UT Arlington +      | Bud Walton Arena        | SEC+           | W 78 60      |
| <b>DECEMBER (5-2)</b> |                     |                         |                |              |
| 1 Sat.                | FIU                 | Bud Walton Arena        | SEC+           | W 121 89     |
| 5 Wed.                | at Colorado State   | Fort Collins, Colo.     | CBS Sports Net | W 98 74      |
| 8 Sat.                | Western Kentucky    | Bud Walton Arena        | SEC            | L 77 78      |
| 15 Sat.               | vs. UTSA !          | North Little Rock       | -              | W 79 67      |
| 19 Wed.               | Georgia Tech        | Bud Walton Arena        | SEC            | L 65 69      |
| 22 Sat.               | Texas State         | Bud Walton Arena        | SEC            | W 73 70      |
| 28 Fri.               | Austin Peay         | Bud Walton Arena        | SEC+           | W 76 65      |
| <b>JANUARY (3-5)</b>  |                     |                         |                |              |
| 5 Sat.                | at Texas A&M *      | College Station, Texas  | SEC            | W 73 71      |
| 9 Wed.                | Florida *           | Bud Walton Arena        | SEC            | L 51 57      |
| 12 Sat.               | LSU *               | Bud Walton Arena        | SEC (OT)       | L 88 94      |
| 15 Tues.              | at #3 Tennessee *   | Knoxville, Tenn.        | ESPN2          | L 87 106     |
| 19 Sat.               | at #18 Ole Miss *   | Oxford, Miss.           | SEC            | L 67 84      |
| 23 Wed.               | Missouri *          | Bud Walton Arena        | SEC            | W 72 60      |
| 26 Sat.               | at #13 Texas Tech % | Lubbock, Texas          | ESPN2          | L 64 67      |
| 29 Tues.              | Georgia *           | Bud Walton Arena        | ESPNU          | W 70 60      |
| <b>FEBRUARY (2-6)</b> |                     |                         |                |              |
| 2 Sat.                | at #19 LSU *        | Baton Rouge, La.        | SEC            | W 90 89      |
| 5 Tues.               | Vanderbilt *        | Bud Walton Arena        | SEC            | W 69 66      |
| 9 Sat.                | at South Carolina * | Columbia, S.C.          | SEC            | L 65 77      |
| 12 Tues.              | at Missouri *       | Columbia, Mo.           | ESPNU          | L 78 79      |
| 16 Sat.               | Mississippi State * | Bud Walton Arena        | SEC            | L 67 77      |
| 20 Wed.               | at Auburn *         | Auburn, Ala.            | SEC            | L 56 79      |
| 23 Sat.               | Texas A&M *         | Bud Walton Arena        | SEC            | L 80 87      |
| 26 Tues.              | at #4 Kentucky *    | Lexington, Ky.          | SEC            | L 66 70      |
| <b>MARCH (2-0)</b>    |                     |                         |                |              |
| 2 Sat.                | Ole Miss * <>       | Bud Walton Arena        | SEC            | W 74 73      |
| 6 Wed.                | at Vanderbilt *     | Nashville, Tenn.        | SEC            | W 84 48      |
| 9 Sat.                | Alabama *           | Bud Walton Arena        | SEC            | 5:00 pm      |
| 13-17                 | SEC Tournament ^    | Nashville, Tenn.        | SEC/ESPN       | TBD          |
| 20-23                 | NCAA 1st-2nd Rds    | TBD                     | TBD            | TBD          |
| 27-31                 | NCAA Regionals      | TBD                     | TBD            | TBD          |
| <b>APRIL</b>          |                     |                         |                |              |
| 6 & 8                 | NCAA Final Four     | Minneapolis, Minn.      | CBS            | TBD          |

**BOLD** - Home Game  
# - ESPN Armed Forces Classic (Fort Bliss)  
! - Verizon Arena  
^ - Bridgestone Arena  
<> - 25th Anniversary of 1994 National Championship Celebration

\* - SEC Game  
+ - Hardwood Showcase  
% - Big 12/SEC Challenge  
\$ - U.S. Bank Stadium

## • THE MATCHUP •

### ARKANSAS RAZORBACKS

**Overall: 16-14 7-10 SEC**

Head Coach: Mike Anderson (Tulsa '82)

At Arkansas: 167-100 (8th Yr) • Overall: 367-198 (17th Yr)



### ALABAMA CRIMSON TIDE

**Overall: 17-13 8-9 SEC**

Head Coach: Avery Johnson (Southern '88)

At Bama: 74-59 (4th Yr) • Overall: 328-245 (11th Yr)



### Versus Alabama

This will be the 62nd all-time meeting between Arkansas and Alabama. The Razorbacks own a 33-28 advantage in the series, including a slight 26-25 cushion since Arkansas joined the SEC in 1992. Arkansas also leads, 18-6, in games played in Fayetteville.

Last year, Arkansas claimed a 76-73 win in Tuscaloosa thanks, in part, to a personal 7-0 run by Adrio Bailey in the second half that game the Razorbacks a lead it would not relinquish.

### Senior Day

Arkansas is one of nine team in NCAA with zero senior basketball players. However, the program will recognize have Senior Day recognition prior to Saturday's regular-season finale.

Arkansas has two senior managers - Clay Cunningham (North Little Rock) and Jacob Leonard (Flippin).

This will also recognize head athletic trainer Dave England. England will move to the administrative side of athletics following the basketball season after 36 years as an athletic trainer.

### Playing Its Best Basketball?

Arkansas is on a two-game winning streak and may be playing its best basketball on both ends of the floor.

| Arkansas             | FG                  | 3PT FG       | Assist      | TO         | BLK         | Steal |
|----------------------|---------------------|--------------|-------------|------------|-------------|-------|
| Ole Miss             | 27-49 (.551)        | 9-18 (.500)  | 20          | 13         | 4           | 10    |
| Vandy                | 30-57 (.526)        | 11-18 (.611) | 18          | 11         | 7           | 10    |
| <b>57-106 (.538)</b> | <b>20-36 (.556)</b> | <b>19.0</b>  | <b>12.0</b> | <b>5.5</b> | <b>10.0</b> |       |
| Opponents            | FG                  | 3PT FG       | Assist      | TO         | BLK         | Steal |
| Ole Miss             | 29-54 (.537)        | 6-22 (.273)  | 15          | 16         | 1           | 6     |
| Vandy                | 16-54 (.296)        | 6-27 (.222)  | 11          | 23         | 3           | 3     |
| <b>45-108 (.417)</b> | <b>12-49 (.245)</b> | <b>13.0</b>  | <b>19.5</b> | <b>2.0</b> | <b>4.5</b>  |       |

Arkansas shot a season-best 61.1 % from 3-point range at Vandy. In fact, it was the first time Arkansas shot at least 60 percent from 3-point range since Jan. 9, 2016 (Mississippi State).

Arkansas had 20 assists (27 FG) versus Ole Miss.

Arkansas shot at least 50 percent from the field in back-to-back games for the first time since Dec. 5 and 1.

Defensively, Arkansas had held back-to-back opponents below 30 percent from 3-point range for the first time since Austin Peay (.160), at Texas A&M (.208) and Florida (.231).

**INDIVIDUALLY** over the last two:

^ Mason Jones leads the team in scoring (19.0), rebounding (4.5), 3's made (9) and 3PT% (.643) while ranking second in assists.

^ Jalen Harris has 13 assists with just two turnovers.

^ Gabe Osabuohien has a team-best five steals, while ranking second on the team in assists (7) and rebounding (4.0).

### Net Gain

After the win at Vanderbilt, Arkansas made an eight-point jump in the NCAA Net, going from 73 to 65.

Arkansas is 1-9 versus Quadrant 1 opponents, but 11-5 versus Quadrant 2 (4-2) and 3 (7-3) as well as 4-0 versus Quadrant 4.

### Joe is #1

Arkansas freshman Isaiah Joe made four 3-pointers at Vanderbilt, giving him 104 for the season to set the school's single-season

### ALABAMA SERIES:

Overall: Ark leads 33-28  
• **SEC ONLY:** Ark leads 26-25  
• At Home: Ark leads 18-6  
• At Vandy: Ark trails 7-20  
• At Neutral: Ark trails 8-2

### LAST TIME THEY MET:

Arkansas..... 76  
Alabama..... 73  
Feb. 24, 2018 - Coleman Coliseum  
TUSCALOOSA, Ala. - Arkansas knocked off Alabama, 76-73.

For the second straight game, Arkansas got out quickly on its opponent, taking a 16-7 lead. Alabama would go on a 9-0 to tie the game at 16-16.

From that point, Arkansas went on a 17-7 run to take its largest lead of the half, 33-23. Bama answered, scoring the last six to cut the Arkansas lead to four at the break at 35-31.

Arkansas started the second half slow, missing its first seven shots and the Tide took its first lead of the game at 41-37.

Arkansas' bench production was big in the second half. Namely Adrio Bailey had his own 7-0 run as the Razorbacks regained the lead.

Later, Arkansas scored nine straight to take its largest lead of the half, 65-57. The Tide made it interesting late, hitting a couple of 3's but Arkansas made its free throws to hold off Alabama.

### SEC SERIES RESULTS

|         |                      |           |
|---------|----------------------|-----------|
| 1/08/92 | at #16 Alabama       | L, 63-53  |
| 2/22/92 | #14 Alabama          | W, 90-87  |
| 3/14/92 | vs #17 Alabama (SEC) | L, 89-90  |
| 1/12/93 | Alabama              | W, 74-66  |
| 2/13/93 | at Alabama           | L, 82-93  |
| 1/08/94 | at Alabama           | L, 64-66  |
| 2/16/94 | Alabama              | W, 102-81 |
| 1/24/95 | Alabama              | L, 70-89  |
| 2/15/95 | at #18 Alabama       | W, 86-80  |
| 3/11/95 | vs #20 Alabama       | W, 69-58  |
| 1/23/96 | at Alabama           | W, 71-63  |
| 2/28/96 | Alabama              | L, 89-98  |
| 1/15/97 | at Alabama           | W, 72-68  |
| 2/26/97 | Alabama              | W, 73-53  |
| 1/24/98 | Alabama              | W, 71-70  |
| 2/28/98 | at Alabama           | L, 63-65  |
| 1/20/99 | Alabama              | L, 60-67  |
| 2/27/99 | at Alabama           | L, 79-84  |
| 1/9/00  | at Alabama           | L, 64-73  |
| 2/09/00 | Alabama              | W, 81-66  |
| 1/15/01 | #15 Alabama          | W, 87-58  |
| 2/28/01 | at #20 Alabama       | W, 66-63  |
| 1/30/02 | at #7 Alabama        | L, 94-109 |
| 2/20/02 | #5 Alabama           | W, 67-59  |
| 1/08/03 | at #4 Alabama        | L, 51-61  |
| 2/05/03 | #22 Alabama          | W, 81-70  |
| 1/14/04 | at Alabama           | L, 65-81  |
| 3/03/04 | Alabama (ot)         | L, 68-72  |
| 1/11/05 | #21 Alabama          | L, 61-64  |
| 2/16/05 | at #16 Alabama       | L, 63-72  |
| 1/18/06 | at Alabama (ot)      | L, 75-78  |
| 2/21/06 | Alabama              | W, 65-63  |
| 1/06/07 | #8 Alabama           | W, 88-61  |
| 1/27/07 | at #12 Alabama       | W, 61-57  |
| 1/13/08 | Alabama (ot)         | W, 71-67  |
| 2/27/08 | at Alabama           | L, 56-59  |
| 1/29/09 | Alabama              | W, 89-90  |
| 2/25/09 | at Alabama           | L, 67-88  |
| 1/16/10 | Alabama              | W, 71-59  |
| 2/13/10 | at Alabama           | L, 68-73  |
| 1/15/11 | Alabama              | W, 70-65  |
| 2/19/11 | at Alabama           | L, 56-69  |
| 1/28/12 | at Alabama           | L, 66-72  |
| 2/23/12 | Alabama              | L, 68-79  |
| 1/31/13 | at Alabama           | L, 56-59  |
| 2/05/14 | Alabama              | W, 65-58  |
| 3/08/14 | at Alabama           | L, 58-83  |
| 1/22/15 | Alabama (ot)         | W, 93-91  |
| 3/02/16 | at Alabama           | W, 62-61  |
| 2/01/17 | Alabama              | W, 87-68  |
| 2/24/18 | at Alabama           | W, 76-73  |

### COMPARING THE TEAMS

|  | 76.1    | .449    | .341     | .659    | 33.7     | 16.2         | 4.9         | 8.2           | -4.6       | 1.2           | 72.9    | .429    |
|--|---------|---------|----------|---------|----------|--------------|-------------|---------------|------------|---------------|---------|---------|
|  | OFF PPG | OFF FG% | OFF 3PT% | OFF FT% | REBS /GM | ASSTS PER GM | BLKS PER GM | STEALS PER GM | REB MARGIN | ASST-TO RATIO | OPP PPG | OPP FG% |
|  | 72.7    | .447    | .337     | .674    | 37.4     | 12.4         | 4.8         | 4.5           | +3.1       | 0.9           | 71.4    | .438    |

#FASTEST40



@RazorbackMBB



/RazorbackMBB



@RazorbackMBB



## MIKE ANDERSON

### HEAD COACH • TULSA '82

### CAREER NUMBERS

**At Arkansas:** 167-100 (8 Years)

|         |   |                           |
|---------|---|---------------------------|
| 2018-19 | » | 16-14                     |
| 2017-18 | » | 23-12 (NCAA First Round)  |
| 2016-17 | » | 26-10 (NCAA Second Round) |
| 2015-16 | » | 16-16                     |
| 2014-15 | » | 27-9 (NCAA Third Round)   |
| 2013-14 | » | 22-12 (NIT Second Round)  |
| 2012-13 | » | 19-13                     |
| 2011-12 | » | 18-14                     |

**At Missouri:** 111-57 (5 Years)

|         |   |                           |
|---------|---|---------------------------|
| 2010-11 | » | 23-11 (NCAA Second Round) |
| 2009-10 | » | 23-11 (NCAA Second Round) |
| 2008-09 | » | 31-7 (NCAA Elite Eight)   |
| 2007-08 | » | 16-16                     |
| 2006-07 | » | 18-12                     |

**At UAB:** 89-41 (4 Years)

|         |   |  |
|---------|---|--|
| 2005-06 | » | 24-7 (NCAA First Round)                |
| 2004-05 | » | 22-11 (NCAA Second Round)              |
| 2003-04 | » | 22-10 (NCAA Sweet 16, C-USA Co-Champs) |
| 2002-03 | » | 21-13 (NIT Quarterfinals)              |

**Overall Record**

**367-198 (17th Year)**

- 8TH SEASON AS ARKANSAS HEAD COACH
- 17TH SEASON AS HEAD COACH OVERALL
- 25TH SEASON AT ARKANSAS OVERALL

## IT'S A NUMBERS GAME

**Postseason Tournaments**

**1 2 3 4 5 6 7 8 9 10 11**

**20-Win Seasons**

**1 2 3 4 5 6 7 8 9 10 11**

**NCAA Tournaments**

**1 2 3 4 5 6 7 8 9**

**30-Win Seasons**

**1**

**Losing Seasons**

**0**

## PERSONAL INFO

Born: Dec. 12, 1959

Hometown: Birmingham, Ala.

Alma Mater: Tulsa (1982)

Wife: Marcheita

Children: Darcheita, Michael Jr., Yvonne

Date Named Head Coach at Arkansas: March 23, 2011

## CONSISTENCY

*Head coach Mike Anderson is one of just four current Division I coaches with 15-plus years of head coaching experience and zero losing seasons. He is the only coach to accomplish the feat at three different programs.*

Razorback Nation welcomed home one of its own on March 23, 2011, when Mike Anderson was named the 12th head men's basketball coach in Arkansas history. Charged with bringing back the winning tradition that was synonymous with the Razorback program throughout the '80s and '90s, Anderson has accomplished that and is in his eighth season at Arkansas – 17th as a head coach.

Anderson has brought Arkansas back national relevance by leading the Razorbacks to back-to-back NCAA Tournament berths and postseason appearances in four of the last five years. The Razorbacks won 49 games over the 2016-17 and 2017-18 seasons, rank among the top three in league wins over the last six seasons and the Hogs are one of just two teams in the SEC to finish with a .500 winning percentage or better in league play over the last six years. This success has helped Arkansas' last two recruiting classes rank among the nation's top 25, snagging seven of the top eight players in the state over the span.

During his first seven seasons at Arkansas, Anderson produced a 156-88 record and is the first head coach in program history to win 18 or more games in each of his first four years. Anderson has also re-established Bud Walton Arena as one of the toughest places to play and brought excitement back to the tradition-rich program. Since his return to Fayetteville, the Razorbacks rank among the NCAA top 10 in home victories in the country with 121.

The success on-and-off the court has translated into great fan support as Arkansas has ranked among the top 25 in national attendance each of the last seven years, including No. 10 in 2017-18. Also, in August of 2018, Anderson was honored by the Burlsworth Foundation for his contributions to the state.

**5**

» Five Arkansas players have earned SEC Academic Honor Roll recognition each of the last five years.

**19**

» Arkansas has had 19 players graduate since May 2014, averaging nearly four graduates per year.

**22**

» During the last five years, men's basketball has earned 22 SEC All-Academic honors, including seven in 2015-16.



# PLAY HARD ACT RIGHT



## 2018-19 RAZORBACKS

| No. | Name                    | Pos. | Yr.   | Ht.  | Wt. | Hometown            | High School/Previous School              |
|-----|-------------------------|------|-------|------|-----|---------------------|--|
| 0   | Desi Sills              | G    | Fr.   | 6-2  | 196 | Jonesboro, Ark.     | Jonesboro HS                             |
| 1   | Isaiah Joe              | G    | Fr.   | 6-5  | 167 | Fort Smith, Ark.    | Fort Smith Northside HS                  |
| 2   | Adrio Bailey            | F    | Jr.   | 6-6  | 222 | Campti, La.         | Lakeview HS                              |
| 3   | Khalil Garland          | G    | R-Fr. | 6-5  | 198 | Little Rock, Ark.   | Parkview Magnet HS                       |
| 4   | Emeka Obukwelu          | F    | Jr.   | 6-8  | 222 | Plano, Texas        | West Plano HS / UT-Tyler                 |
| 5   | Jalen Harris            | G    | R-So. | 6-2  | 166 | Wilson, N.C.        | Word of God Christian Acad. / New Mexico |
| 10  | Daniel Gafford          | F    | So.   | 6-11 | 233 | El Dorado, Ark.     | El Dorado HS                             |
| 11  | Keyshawn Embery-Simpson | G    | Fr.   | 6-3  | 202 | Midwest City, Okla. | IMG Academy (Fla.)                       |
| 12  | Ty Stevens              | G    | So.   | 6-2  | 180 | Republic, Mo.       | Republic HS                              |
| 13  | Mason Jones             | G    | So.   | 6-5  | 207 | Desoto, Texas       | Triple A Academy / Connors State College |
| 15  | Jonathan Holmes         | G    | Jr.   | 5-10 | 190 | Columbia, Ill.      | Columbia HS                              |
| 22  | Gabe Osabuohien         | F    | So.   | 6-8  | 221 | Toronto, Canada     | Southwest Christian Academy (Ark.)       |
| 23  | Ibrahim Ali             | F    | Fr.   | 6-10 | 244 | Maumelle, Ark.      | Maumelle HS                              |
| 24  | Ethan Henderson         | F    | Fr.   | 6-8  | 210 | Little Rock, Ark.   | Parkview Magnet HS                       |
| 35  | Reggie Chaney           | F    | Fr.   | 6-8  | 222 | Tulsa, Okla.        | Findlay Prep (Nev.)                      |
|     | Justice Hill            | G    | Fr.   | 5-11 | 170 | Little Rock, Ark.   | Little Rock Christian Academy            |

|   |                 |                              |                                 |
|---|-----------------|------------------------------|---------------------------------|
| <b>Head Coach:</b>                          | Mike Anderson   | Tulsa 1982                   | 8th year as Arkansas Head Coach |
| <b>Associate Head Coach:</b>                | Melvin Watkins  | Charlotte, 1977              | 8th year at Arkansas            |
| <b>Assistant Coach:</b>                     | TJ Cleveland    | Arkansas, 2002               | 8th year at Arkansas            |
| <b>Assistant Coach:</b>                     | Scotty Thurman  | Philander Smith College 2003 | 9th year at Arkansas            |
| <b>Director of Basketball Operations:</b>   | Matt Zimmerman  | Arkansas, 1990               | 8th year at Arkansas            |
| <b>Dir. of Student-Athlete Development:</b> | Jeff Daniels    | Montevallo, 1982             | 8th year at Arkansas            |
| <b>Special Assistant to Head Coach:</b>     | Will Bartlett   | Missouri, 2009               | 8th year at Arkansas            |
| <b>Video Coordinator:</b>                   | Riley Hall      | Arkansas, 2016               | 3rd year at Arkansas            |
| <b>Head Athletic Trainer:</b>               | David England   | Arkansas, 1980               | 36th year at Arkansas           |
| <b>Head Strength Coach:</b>                 | Dave Richardson | Louisiana-Monroe, 1989       | 1st year at Arkansas            |
| <b>Graduate Assistant:</b>                  | Velton Kennedy  | Arkansas, 2017               | 2nd year at Arkansas            |
| <b>Graduate Assistant:</b>                  | Trey Thompson   | Arkansas, 2018               | 1st year at Arkansas            |

## ROSTER BY STATE

## Arkansas (7)

|    |                 |             |
|----|-----------------|-------------|
| 0  | Desi Sills      | Jonesboro   |
| 1  | Isaiah Joe      | Fort Smith  |
| 3  | Khalil Garland  | Little Rock |
| 10 | Daniel Gafford  | El Dorado   |
| 23 | Ibrahim Ali     | Maumelle    |
| 24 | Ethan Henderson | Little Rock |
|    | Justice Hill    | Little Rock |

## Canada (1)

|    |                 |         |
|----|-----------------|---------|
| 22 | Gabe Osabuohien | Toronto |
|----|-----------------|---------|

## Illinois (1)

|    |                 |          |
|----|-----------------|----------|
| 15 | Jonathan Holmes | Columbia |
|----|-----------------|----------|

## Louisiana (1)

|   |              |        |
|---|--------------|--------|
| 2 | Adrio Bailey | Campti |
|---|--------------|--------|

## Missouri (1)

|    |            |          |
|----|------------|----------|
| 12 | Ty Stevens | Republic |
|----|------------|----------|

## North Carolina (1)

|   |              |        |
|---|--------------|--------|
| 5 | Jalen Harris | Wilson |
|---|--------------|--------|

## Texas (2)

|    |                |        |
|----|----------------|--------|
| 4  | Emeka Obukwelu | Plano  |
| 13 | Mason Jones    | Desoto |

## Oklahoma (2)

|    |                         |              |
|----|-------------------------|--------------|
| 11 | Keyshawn Embery-Simpson | Midwest City |
| 35 | Reggie Chaney           | Tulsa        |

## PRONUNCIATION GUIDE

|    |                       |                   |
|----|-----------------------|-------------------|
| 23 | Ibrahim (Ibby) .....  | IB-ra-him (IB-ee) |
|    | Ali .....             | ALL-lee           |
| 2  | Adrio Bailey .....    | A-Dree-O          |
| 4  | Emeka .....           | Eh-MEHK-uh        |
|    | Obukwelu .....        | Oh-Boo-KWEL-lu    |
| 22 | Gabe Osabuohien ..... | oh-sah-BOY-en     |
| 0  | Desi Sills .....      | Dez-ee            |

## ROSTER BY CLASS

## Seniors: 0

## Juniors: 3 (1 Scholarship - 1 walk-on - 1 ineligible transfer)

|    |  |        |
|----|--|--------|
| 2  | Adrio Bailey                                 | Junior |
| 15 | Jonathan Holmes (walk-on)                    | Junior |
| 4  | Emeka Obukwelu (walk-on, ineligible 2018-19) | Junior |

## Sophomores: 5 (4 scholarship - 1 walk-on)

|    |                      |                    |
|----|----------------------|--------------------|
| 5  | Jalen Harris         | Redshirt Sophomore |
| 10 | Daniel Gafford       | Sophomore          |
| 22 | Gabe Osabuohien      | Sophomore          |
| 13 | Mason Jones          | Sophomore          |
| 12 | Ty Stevens (walk-on) | Sophomore          |

## Freshmen: 8 (5 active - 3 inactive)

|    |                                       |                   |
|----|---------------------------------------|-------------------|
| 0  | Desi Sills                            | Freshman          |
| 1  | Isaiah Joe                            | Freshman          |
| 11 | Keyshawn Embery-Simpson               | Freshman          |
| 24 | Ethan Henderson                       | Freshman          |
| 35 | Reggie Chaney                         | Freshman          |
|    | Justice Hill (practice player)        | Freshman          |
| 3  | Khalil Garland (will not play '18-19) | Redshirt Freshman |
| 23 | Ibrahim Ali (scheduled to redshirt)   | Freshman          |



ALI Ibrahim / #23    BAILEY Adrio / #2    CHANEY Reggie / #35    EMBERY-SIMPSON Keyshawn / #11    GAFFORD Daniel / #10    GARLAND Khalil / #3    HARRIS Jalen / #5    HENDERSON Ethan / #24



HILL Justice    HOLMES Jonathan / #15    JOE Isaiah / #1    JONES Mason / #13    OBUKWELU Emeka / #4    OSABUOHIE Gabe / #22    SILLS Desi / #0    STEVENS Ty / #12

record for 3-pointers made in a season. Scotty Thurman previously held the record by making 102 in 1995.

• If Joe makes five more 3's, he will tie for sixth (109) for most 3-pointers made in a season by a freshman in NCAA history.

• The SEC record for 3-pointers made in a season by a freshman is 113 by Kentucky's Jamal Murray in 2016.

## Last Time Out for Razorbacks

• Isaiah Joe made 3-pointers on back-to-back possessions in the second half to become the school's single-season leader, now with 104, while Daniel Gafford scored a game-high 20 points to lead Arkansas to an 84-48 victory at Vanderbilt Wednesday night at Memorial Gymnasium.

• The 36-point win ties for the second-largest margin of victory by the Razorbacks versus an SEC opponent. (Arkansas also defeated Auburn by 36, 95-59, in 2005.)

• The Razorbacks were down 10 early (15-5), but outscored Vanderbilt a 23-4, including a 16-0 run, to lead by as many as nine points. Vanderbilt closed the first half with a 6-1 run and the Hogs took a 29-25 lead into the break.

• To start the second half, Arkansas scored the first nine points of the period as part of a 25-4 run to put the game out of reach.

• Arkansas dominated every stat line in the second half, shooting 65.6 percent (30-of-57) from the field, shooting 80 percent (8-of-10) from 3-point range and committing just one turnover versus 13 for the Commodores. Vanderbilt had its worst shooting performance this season. Overall, the Commodores went 17 minutes, 35 seconds between field goals (13:17 in 1st half to 15:42 of the 2nd) – was 9-of-10 at FT line over span) and shot a season-low 29.6 percent.

• In addition to Gafford's 20 points, Mason Jones scored 16 off the bench with six rebounds, five assists and three steals. Joe, who battled foul trouble, finished with 12 points and Desi Sills scored 11.

• Aaron Nesmith was the only Commodore in double figures, scoring 11.

## Closing Strong at Vandy

• On seven of Arkansas' final 10 possessions, the Razorbacks scored three points, including five 3-pointers (two by Isaiah Joe and one each from Desi Sills, Mason Jones and Jonathan Holmes) and two old-fashion 3-point plays (Daniel Gafford and Ty Stevens).

## Second Half Century in Tennessee

• Arkansas has scored 108, second-half points in the state of Tennessee this year.

• The Razorbacks scored 55 in the second half at Vanderbilt. (The Commodores scored 48 for the game).

• Arkansas scored 53 in a loss at Tennessee in January.

## Cleveland to Participate in NABC Consortium

• The Collegiate Coaching Consortium – a collaboration between AthleticDirectorU, the National Association of Basketball Coaches and the Center For Sports Leadership at VCU – announced that Arkansas assistant coach TJ Cleveland was selected to participate along with 30 other assistant coaches.

• The invitation-only Collegiate Coaching Consortium builds upon the Villa 7 Consortium, which Cleveland was featured five times, to bring together rising basketball coaches and Division I athletic directors to partake in a rigorous multi-day academy that teaches each how to identify, analyze and influence critical organizational processes. The individually-focused curriculum is designed to sharpen the competencies and capabilities that are critical for ensuring success.

• Seven of the coaches who participated in the inaugural Consortium in 2018 went on to become Division I head coaches last offseason.

## Close Calls

• Arkansas has played in 13 games that were decided by 10 points or less, including 11 that were five points or less. The Razorbacks have won five of those games.

• Four losses were one-possession games and two others



## DESI SILLS

**0** G • Fr. • 6-2 • 196  
Jonesboro, Ark.

| Year    | GP | GS | Min | Avg  | FG | FGA | Pct  | 3FG | 3FGA | Pct  | FT | FTA | Pct  | Off | Def | Tot | Avg | PF | FO | Ast | TO | Blk | Stl | Pts | Avg |
|---------|----|----|-----|------|----|-----|------|-----|------|------|----|-----|------|-----|-----|-----|-----|----|----|-----|----|-----|-----|-----|-----|
| 2018-19 | 30 | 4  | 478 | 15.9 | 42 | 100 | .420 | 19  | 47   | .404 | 33 | 49  | .673 | 11  | 25  | 36  | 1.2 | 53 | 0  | 50  | 44 | 0   | 18  | 136 | 4.5 |

Started last four (vs Texas A&M, at Kentucky, vs Ole Miss at Vandy) ... Scored career-high 15 at Kentucky and had career-high three steals vs. Ole Miss ... Was 3-3 from 3 and had 4 assists at Vandy ... Started 2nd half at Auburn & had career highs in free throws (5-8), rebs (4) & minutes (23) ... Scored 14 at Texas A&M, including 13 in the 1st half ... A consensus top 50 pick among the nation's top point guards.

## CAREER HIGHS

PTS: 15 at Kentucky (02/26/19)  
REB: 3 (3x) last vs. Missouri (01/23/19)  
AST: 6 vs. FIU (12/01/18)  
STL: 3 vs. Ole Miss (03/02/19)  
BLK: --



## ISAIAH JOE

**1** G • Fr. • 6-5 • 167  
Fort Smith, Ark.

| Year    | GP | GS | Min | Avg  | FG  | FGA | Pct  | 3FG | 3FGA | Pct  | FT | FTA | Pct  | Off | Def | Tot | Avg | PF | FO | Ast | TO | Blk | Stl | Pts | Avg  |
|---------|----|----|-----|------|-----|-----|------|-----|------|------|----|-----|------|-----|-----|-----|-----|----|----|-----|----|-----|-----|-----|------|
| 2018-19 | 30 | 30 | 895 | 29.8 | 134 | 313 | .428 | 104 | 242  | .430 | 48 | 63  | .762 | 16  | 61  | 77  | 2.6 | 57 | 0  | 51  | 36 | 4   | 43  | 420 | 14.0 |

**SEC Player of the Week** (12/3) - scored 34 points and made 10-of-3 3's vs. FIU ... **Set school mark for 3's made in a season (104)** ... **Among NCAA Frosh, 2nd in 3's made and Pct.** ... **Leads SEC** in 3's made (104), 3's/gm (3.47) and Pct. (.430) ... Made 3-plus 3's in a game 19 times ... Leads team in steals (43) and charges taken (24) ... Was the USA TODAY and Gatorade Arkansas Player of the Year.

## CAREER HIGHS

PTS: 34 vs. FIU (12/01/18)  
REB: 6 vs. Texas A&M (02/23/19)  
AST: 5 (2x) last vs. Vanderbilt (02/05/19)  
STL: 5 (2x) last vs. Austin Peay (12/28/18)  
BLK: 2 vs. Ole Miss (03/02/19)



## ADRIO BAILEY

**2** F • Jr. • 6-6 • 222  
Campti, La.

| Year    | GP | GS | Min  | Avg  | FG  | FGA | Pct  | 3FG | 3FGA | Pct  | FT | FTA | Pct  | Off | Def | Tot | Avg | PF  | FO | Ast | TO | Blk | Stl | Pts | Avg |
|---------|----|----|------|------|-----|-----|------|-----|------|------|----|-----|------|-----|-----|-----|-----|-----|----|-----|----|-----|-----|-----|-----|
| 2018-19 | 30 | 24 | 566  | 18.9 | 69  | 151 | .457 | 2   | 10   | .200 | 30 | 50  | .600 | 27  | 68  | 95  | 3.2 | 81  | 2  | 22  | 25 | 21  | 24  | 170 | 5.7 |
| CAREER  | 88 | 42 | 1205 | 13.7 | 144 | 288 | .500 | 2   | 10   | .200 | 56 | 102 | .549 | 69  | 140 | 209 | 2.4 | 169 | 3  | 46  | 54 | 51  | 53  | 346 | 3.9 |

A team captain ... Has been very solid over the last seven, leading team in rebs twice ... Scored 8 pts and played SEC-best 27 minutes vs. Miss State ... Set SEC career highs at USC & led team in both rebounds (6) and steals (3) ... Represents Arkansas on the SEC Men's Basketball Leadership Council ... 3rd on team with 88 deflections ... Had career-high 20-point effort vs UC Davis where he made 1st career 3-pointer.

## CAREER HIGHS

PTS: 20 vs. UC Davis (11/12/18)  
REB: 7 (2x) last vs. Oklahoma (11/23/17)  
AST: 3 vs. Fresno State (11/17/17)  
STL: 3 (5x) last at S. Carolina (01/09/10)  
BLK: 5 vs. North Carolina (11/24/17)



## JALEN HARRIS

**5** G • R-So. • 6-2 • 166  
Wilson, N.C.

| Year    | GP | GS | Min  | Avg  | FG  | FGA | Pct  | 3FG | 3FGA | Pct  | FT  | FTA | Pct  | Off | Def | Tot | Avg | PF  | FO | Ast | TO | Blk | Stl | Pts | Avg |
|---------|----|----|------|------|-----|-----|------|-----|------|------|-----|-----|------|-----|-----|-----|-----|-----|----|-----|----|-----|-----|-----|-----|
| 2018-19 | 30 | 30 | 917  | 30.6 | 79  | 228 | .346 | 8   | 64   | .125 | 75  | 109 | .688 | 15  | 67  | 82  | 2.7 | 70  | 1  | 167 | 53 | 4   | 29  | 241 | 8.0 |
| CAREER  | 61 | 48 | 1556 | 25.5 | 126 | 335 | .376 | 15  | 91   | .165 | 113 | 160 | .706 | 17  | 121 | 138 | 2.3 | 134 | 1  | 239 | 93 | 7   | 54  | 380 | 6.2 |

A team captain ... Hit game-winner with 5.9 left vs Ole Miss, adding 9 assists w/ 1 TO ... 8th in NCAA / 1st in SEC in assist-turnover ratio (3.15) ... 7 games w/ no turnovers and 8 w/ just 1 ... Career-high 17 points (7-10 FT) at USC ... Scored 15 at TX A&M, adding 9 assists ... Career-high 12 assists at Colorado St. ... Double-doubles vs Montana St (11 pts / 11 asts) and vs UTSA (11 pts / 10 asts) vs. FIU & at Mizzou.

## CAREER HIGHS

PTS: 17 at South Carolina (02/09/19)  
REB: 9 vs. Nevada (01/07/17)  
AST: 12 at Colorado State (12/05/18)  
STL: 4 at Colorado State (12/05/18)  
BLK: 2 vs. Georgia (01/29/19)



## DANIEL GAFFORD

**10** F • So. • 6-11 • 233  
El Dorado, Ark.

| Year    | GP | GS | Min  | Avg  | FG  | FGA | Pct  | 3FG | 3FGA | Pct  | FT  | FTA | Pct  | Off | Def | Tot | Avg | PF  | FO | Ast | TO  | Blk | Stl | Pts | Avg  |
|---------|----|----|------|------|-----|-----|------|-----|------|------|-----|-----|------|-----|-----|-----|-----|-----|----|-----|-----|-----|-----|-----|------|
| 2018-19 | 30 | 30 | 856  | 28.5 | 197 | 298 | .661 | 0   | 0    | .000 | 104 | 179 | .581 | 83  | 172 | 255 | 8.5 | 83  | 3  | 21  | 74  | 62  | 29  | 498 | 16.6 |
| CAREER  | 65 | 56 | 1646 | 25.3 | 361 | 569 | .634 | 0   | 0    | .000 | 189 | 340 | .556 | 160 | 312 | 472 | 7.3 | 197 | 6  | 45  | 111 | 138 | 48  | 911 | 14.0 |

A team captain ... **Kareem Abdul-Jabbar Top 10 Finalist** and **Sporting News Midseason All-American** (3rd tm) ... **SEC Player of the Week** (27 pts & 12 rebs vs. Indiana) ... 9 double-doubles ... Career-high 32 vs LSU ... 5th NCAA in FG% (.661) ... **Only player in SEC in top 5 in rebs, pts, blks, off reb and def reb** ... Team-best 145 deflections ... Preseason 1st team All-SEC ... Consensus lottery pick on Mock Drafts.

## CAREER HIGHS

PTS: 32 vs. LSU (01/12/19)  
REB: 14 vs. UTSA (12/15/18)  
AST: 4 vs. Oral Roberts (12/19/17)  
STL: 3 (2x) last vs. Austin Peay (12/28/18)  
BLK: 7 (2x) last vs. Auburn (02/27/18)



## KEYSHAWN EMBURY-SIMPSON

**11** G • Fr. • 6-3 • 202  
Midwest City, Okla.

| Year    | GP | GS | Min | Avg  | FG | FGA | Pct  | 3FG | 3FGA | Pct  | FT | FTA | Pct  | Off | Def | Tot | Avg | PF | FO | Ast | TO | Blk | Stl | Pts | Avg |
|---------|----|----|-----|------|----|-----|------|-----|------|------|----|-----|------|-----|-----|-----|-----|----|----|-----|----|-----|-----|-----|-----|
| 2018-19 | 30 | 0  | 456 | 15.2 | 44 | 132 | .333 | 21  | 82   | .256 | 18 | 26  | .692 | 9   | 27  | 36  | 1.2 | 38 | 0  | 20  | 22 | 2   | 24  | 127 | 4.2 |

Among those without start, leads team in scoring (4.2 ppg) & minutes off the bench (15.2) ... 1st sub in 7 of last 12 games ... Made 3-pointer with 14 seconds left vs. Vandy for a 67-66 lead ... Career-high 16 pts at Ole Miss and at LSU ... Played his senior year at IMG Acad. (Fla) ... 247Sports.com tabbed him the 22nd-best point guard in the nation ... As a junior at Midwest City HS, was ranked #1 player in the state.

## CAREER HIGHS

PTS: 16 (2x) last at LSU (02/02/19)  
REB: 3 (3x) last vs. Georgia (01/29/19)  
AST: 3 (2x) last at Tennessee (01/16/19)  
STL: 3 vs. FIU (12/01/18)  
BLK: 1 (2x) last vs. UTSA (12/15/18)



## MASON JONES

**13** G • So. • 6-5 • 207  
Desoto, Texas

| Year    | GP | GS | Min | Avg  | FG  | FGA | Pct  | 3FG | 3FGA | Pct  | FT  | FTA | Pct  | Off | Def | Tot | Avg | PF | FO | Ast | TO | Blk | Stl | Pts | Avg  |
|---------|----|----|-----|------|-----|-----|------|-----|------|------|-----|-----|------|-----|-----|-----|-----|----|----|-----|----|-----|-----|-----|------|
| 2018-19 | 30 | 26 | 894 | 29.8 | 123 | 304 | .405 | 68  | 190  | .358 | 107 | 135 | .793 | 16  | 103 | 119 | 4.0 | 68 | 2  | 90  | 58 | 5   | 30  | 421 | 14.0 |

Career-high 30 pts vs. Florida and Miss State ... Scored game winner 2x this season (FT w/ 2 seconds left vs. Indiana and FG with 22 seconds left at #19 LSU) ... Led team in scoring 9x (team is 6-3), assists 9x & both points and assists in same game 4x ... 2nd on team scoring, rebounds & assists ... Had career-high 7 assists with no turnovers versus Indiana ... Had double-double (19 and 10) vs. FIU.

## CAREER HIGHS

PTS: 30 (2x) vs. Miss State (02/16/19)  
REB: 10 vs. FIU (12/01/18)  
AST: 7 vs. Indiana (11/18/18)  
STL: 3 (3x) last at Vanderbilt (03/06/19)  
BLK: 1 (5x) last at S. Carolina (02/09/19)



## JONATHAN HOLMES

**15** G • Jr. • 5-10 • 190  
Columbia, Ill.

| Year    | GP | GS | Min | Avg | FG | FGA | Pct  | 3FG | 3FGA | Pct  | FT | FTA | Pct  | Off | Def | Tot | Avg | PF | FO | Ast | TO | Blk | Stl | Pts | Avg |
|---------|----|----|-----|-----|----|-----|------|-----|------|------|----|-----|------|-----|-----|-----|-----|----|----|-----|----|-----|-----|-----|-----|
| 2018-19 | 4  | 0  | 10  | 2.5 | 1  | 6   | .167 | 1   | 4    | .250 | 0  | 0   | .000 | 0   | 0   | 0   | 0.0 | 1  | 0  | 0   | 0  | 0   | 0   | 3   | 0.8 |
| CAREER  | 21 | 0  | 35  | 1.7 | 8  | 26  | .308 | 3   | 14   | .214 | 1  | 2   | .500 | 2   | 2   | 4   | 0.2 | 3  | 0  | 1   | 2  | 0   | 1   | 20  | 1.0 |

Fan favorite ... Given scholarship on Feb. 7, 2019 ... Hit a 3-pointer at Vandy for team's final points ... Last season saw action in 11 games and scored 15 points with three rebounds ... Hit his first collegiate 3-pointer versus Bucknell and added a trey versus Troy ... As a freshman, SEC First-Year Academic Honor Roll ... Played in six games as a walk-on.

## CAREER HIGHS

PTS: 3 (3x) last at Vanderbilt (03/06/19)  
REB: 1 (4x) last vs. Vanderbilt (02/10/18)  
AST: 1 vs. Samford (11/10/17)  
STL: 1 vs. Bucknell (11/12/17)  
BLK: 0 --



## GABE OSABUOHEN

**22** F • So. • 6-8 • 221  
Toronto, Canada

| Year    | GP | GS | Min | Avg  | FG | FGA | Pct  | 3FG | 3FGA | Pct  | FT | FTA | Pct  | Off | Def | Tot | Avg | PF  | FO | Ast | TO | Blk | Stl | Pts | Avg |
|---------|----|----|-----|------|----|-----|------|-----|------|------|----|-----|------|-----|-----|-----|-----|-----|----|-----|----|-----|-----|-----|-----|
| 2018-19 | 30 | 4  | 427 | 14.2 | 32 | 95  | .337 | 5   | 23   | .217 | 19 | 42  | .452 | 39  | 50  | 89  | 3.0 | 84  | 4  | 43  | 35 | 12  | 26  | 88  | 2.9 |
| CAREER  | 50 | 4  | 563 | 11.3 | 42 | 120 | .350 | 5   | 27   | .185 | 21 | 52  | .404 | 45  | 72  | 117 | 2.3 | 105 | 4  | 50  | 46 | 15  | 29  | 110 | 2.2 |

Pronounced oh-sah-BOY-en ... Started last four games and has 27 deflections over last 5 ... Led team with 7 rebounds and 7 deflections at Vandy ... Two steals in final 21 seconds vs. Ole Miss that led to win ... High energy guy ... 1st sub 17 times ... 2nd on the team w/ 23 charges taken ... Made 1st career 3-pointer to give Arkansas 38-35 lead at halftime vs Indiana.

## CAREER HIGHS

PTS: 13 at Ole Miss (01/19/19)  
REB: 8 vs. Florida (01/09/19)  
AST: 6 at LSU (02/02/19)  
STL: 3 (2x) last vs. Ole Miss (03/02/19)  
BLK: 2 vs. Georgia (01/29/19)



## ETHAN HENDERSON

**24** F • Fr. • 6-8 • 210  
Little Rock, Ark.

| Year    | GP | GS | Min | Avg | FG | FGA | Pct  | 3FG | 3FGA | Pct  | FT | FTA | Pct  | Off | Def | Tot | Avg | PF | FO | Ast | TO | Blk | Stl | Pts | Avg |
|---------|----|----|-----|-----|----|-----|------|-----|------|------|----|-----|------|-----|-----|-----|-----|----|----|-----|----|-----|-----|-----|-----|
| 2018-19 | 9  | 0  | 27  | 3.0 | 2  | 3   | .667 | 0   | 0    | .000 | 1  | 3   | .333 | 2   | 4   | 6   | 0.7 | 4  | 0  | 1   | 3  | 2   | 3   | 5   | 0.6 |

Had two steals and a put-back basket at Tennessee ... Rated the top player in Arkansas by 247Sports.com, ESPN.com and Future150.com, which also tabbed him the 30th-best power forward in the nation ... Named to the USA TODAY All-Arkansas first team ... Helped Parkview HS win the 2018 and 2016 5A state championships.

## CAREER HIGHS

PTS: 3 vs. FIU (12/01/18)  
REB: 2 (2x) last vs. UTA (11/23/18)  
AST: 0  
STL: 2 at Tennessee (01/15/19)  
BLK: 1 (2x) last at Auburn (02/20/19)



## REGGIE CHANEY


**35** F • Fr. • 6-8 • 222  
Tulsa, Okla.

| Year    | GP | GS | Min | Avg  | FG | FGA | Pct  | 3FG | 3FGA | Pct  | FT | FTA | Pct  | Off | Def | Tot | Avg | PF | FO | Ast | TO | Blk | Stl | Pts | Avg |
|---------|----|----|-----|------|----|-----|------|-----|------|------|----|-----|------|-----|-----|-----|-----|----|----|-----|----|-----|-----|-----|-----|
| 2018-19 | 30 | 2  | 484 | 16.1 | 72 | 130 | .554 | 0   | 0    | .000 | 17 | 33  | .515 | 34  | 69  | 103 | 3.4 | 72 | 1  | 21  | 41 | 35  | 18  | 161 | 5.4 |


Had career-high 5 BLKS vs UGA & added 6 rebs ... Had a BLK in 15 straight gms (Gms 2-16) ... Career-high 12 pts vs. Austin Peay & vs. LSU ... 2nd on team with 86 deflections ... Started vs. Austin Peay & at Ole Miss ... Had 3 blocks vs Indiana & Ga Tech ... On the USA TODAY All-Nevada second team (Findley Prep) ... As junior, rated #3 overall prospect from TX (Frisco Liberty HS).

## CAREER HIGHS

PTS: 12 (2x) last vs. LSU (01/12/19)  
REB: 8 (2x) last at Colorado St. (12/05/18)  
AST: 4 (2x) last vs. Missouri (01/23/19)  
STL: 4 (2x) last vs. LSU (01/12/19)  
BLK: 5 vs. Georgia (01/29/19)



1980-82 - Student-Athlete




1982-85 - Volunteer Assistant



1985-89 - Volunteer Assistant  
1989-00 - Assistant Coach  
2000-02 - Assistant Head Coach



2002-06 - Head Coach  
89-91 (.680)



2006-11 - Head Coach  
111-57 (.660)



2011-Present - Head Coach  
166-100 (.624)



were 4-point losses.

- Even with a 19-point loss at then #3 Tennessee, a 17-point loss at then #18 Ole Miss and a 23-point loss at Auburn, Arkansas' margin of defeat this season is 8.2 points. **Take out those three games and the margin of defeat drops to 5.1 points.**

## 25th Anniversary of National Championship

- This past Saturday, Arkansas celebrated the 25th anniversary of Arkansas defeating Duke, 76-72 in Charlotte, for the 1994 NCAA National Championship. The Razorbacks defeated Arizona, 91-82, in the Final Four.
- **The 1993-94 season for the Razorbacks was:**
  - **1 of 33 NCAA berths (32 appearances).**
  - **1 of 6 NCAA Final Four appearances.**
  - **1 of 2 NCAA Championship appearances** as Arkansas returned to the national championship game the following year (1995) as well.
- The 1993-94 Razorbacks were led by Hall of Fame coach Nolan Richardson and current Head Hog Mike Anderson was an assistant on that staff.
  - Arkansas was ranked #1 nine weeks during that season, was ranked among the top 6 all season, finished with a 31-3 record and was SEC regular-season champion.
  - Current Razorback assistant coach Scotty Thurman, who scored 15 points, is know for hitting critical 3-pointer late in the game as the shot clock expired to break a 70-70 tie. He also hit a 3-pointer late in the first half to give Arkansas a 34-33 lead at the break.
  - Corliss Williamson had a game-high 23 points and Corey Beck had a double-double (15 pts - 10 rebs).

## Valuing the Ball

- Arkansas forced 12 first-half turnovers at Kentucky – a team that was only averaging 10.9 turnovers per game over its previous eight games.
- It was the second time this season Arkansas defense disrupted a team known for not committing turnovers. In a close loss at Texas Tech, Arkansas forced the Red Raiders to turn the ball over 15 times in the first half. Texas Tech only averages 12.6 turnovers per game this season.
- Arkansas has forced at least 20 turnovers nine times this season, including six of the last 13 contests.
- **Overall, Arkansas ranks 10th in the NCAA by forcing 16.80 turnovers per game and ranks second in the SEC by forcing 504 turnovers this season.**
- On the flip side and for the ninth time in the last 11 games, Arkansas committed 15 or fewer turnovers (137 total). The Hogs committed just seven versus the Wildcats – including one in the first half – and 11 total at Vanderbilt – including one in the second half. Arkansas is averaging just 12.5 over the last 11 games.
- The Razorbacks rank third in the SEC (27th in the NCAA) in turnover margin at +3.3 and second in the SEC in assist-to-turnover ratio (+1.21).

## No Deflecting Credit

- Arkansas' defense had a season-high 36 deflections in the Vanderbilt win, including season-high seven from Gabe Osabuohien and six each from Adrio Bailey and Daniel Gafford.
- Arkansas has tallied at least 30 deflections nine times this season.

## CHARGE! 42 over Last 18 (2.3 avg)

- Arkansas took six charges in a home win over Vanderbilt, including two by Isaiah Joe. It was the second time this season the Razorbacks took six in a game – UT Arlington being the other.
- Arkansas has taken at least one charge in 18 straight games.
  - ^ Over that 18-game span, Arkansas has taken a total of 42 charges – 2.3 per game.
  - ^ Arkansas's totals were bolstered by taking four charges at LSU, six versus Vanderbilt and three at both South Carolina and Auburn.
- Isaiah Joe and Gabe Osabuohien each took a charge at Vanderbilt. Joe leads the team with 24 charges taken this season. Gabe Osabuohien is second with 22.
- Gabe Osabuohien took three charges at LSU. It was the second time this season he has taken three in a game (also versus UT Arlington) and the third time a Razorback has done so as Isaiah Joe took three versus UT Arlington.
- Last season, Daniel Gafford led the team by taking nine charges and Osabuohien tied for second with eight.
- **Overall, the Razorbacks took 47 charges last season and have taken 66 to date this season.**

## Gafford Backing Hype

- Daniel Gafford was on four preseason National Player of the Year Watch lists, named to the Sporting News 2019 Midseason All-American team and is one of 10 finalist for the Kareem Abdul-Jabbar Award.
- He has nine double-doubles, second-best in the SEC. He only had three in 35 games as a freshman. Gafford has scored in double figures 26 times and pulled down double digits in rebounds 12 times.
  - **In games Gafford has a double-double, he averages 18.3 pts 11.5 rebs** Arkansas is 7-2
  - **In games Gafford does not have a double-double, he averages 15.9 pts 7.2 rebs** Arkansas is 9-12
- **Gafford ranks fifth in the NCAA and first in the SEC in field goal percentage (.661).**
- **He is one of five players in the NCAA to shoot over 60 percent while averaging over 16 points and 8 rebounds.**

- **Gafford is the only player in the SEC to rank among the league's top 10 (or top 5 for that matter) in scoring (4th, 16.6), rebounding (3rd, 8.5), blocked shots (3rd, 2.07), offensive rebounds (2nd, 2.77) and defensive rebounds (3rd, 5.73).**
- Gafford and Alabama's Donta Hall are the only two players to rank among the top 5 in both offensive and defensive rebounds.
- Gafford was named **SEC Player of the Week** for his play in leading Arkansas to a win over Indiana, scoring a then career-high 27 points and tying a then career-high with 12 rebounds.

## MOST HOME WINS IN NCAA SINCE 2011-12

when Anderson took reigns at Arkansas (thru Mar. 7, 2019)

|                    |            |
|--------------------|------------|
| 1. Kentucky        | 134        |
| 2. Kansas          | 131        |
| 3. Oregon          | 131        |
| 4. Ohio State      | 126        |
| 5. Louisville      | 126        |
| 6. Cincinnati      | 125        |
| 7. Michigan State  | 125        |
| 8. <b>ARKANSAS</b> | <b>121</b> |
| 9. Duke            | 121        |
| 10. Syracuse       | 121        |
| 11. Arizona        | 120        |
| 12. Virginia       | 120        |
| 13. Maryland       | 119        |

## THE GAFFORD FILE

### 2019 KAREEM ABDUL-JABBAR TOP 10

- On Feb. 8, the preseason list was trimmed from 21 to 10 candidates as determined by the Naismith Memorial Basketball Hall of Fame. The award recognizes the top center in men's college basketball.

### 2019 SPORTING NEWS MIDSEASON ALL-AMERICAN

- One of 15 players. Gafford was named to the third team and was one of just two SEC players to make the list (UT's Grant Williams was 1st team pick).

### 2019 CITIZEN NAISMITH TROPHY PRESEASON WATCH LIST

- One of 50 candidates as named by the Atlanta Tipoff Club for the 2019 Citizen Naismith Trophy Men's Player of the Year honor.

### 2019 LUTE OLSON AWARD PRESEASON WATCH LIST

- One of 40 candidates for the top Division I player in college basketball. The award is determined by a committee consisting of current DI head coaches, retired head coaches, athletic directors and/or conference administrators, members of the national media and collegeinsider.com staff members.

### SEC PLAYER OF THE WEEK (Nov .20, 2018)

### 2018-19 PRESEASON FIRST TEAM ALL-SEC

- **Media and Coaches**

### 2017-18 SEC ALL-FRESHMAN TEAM

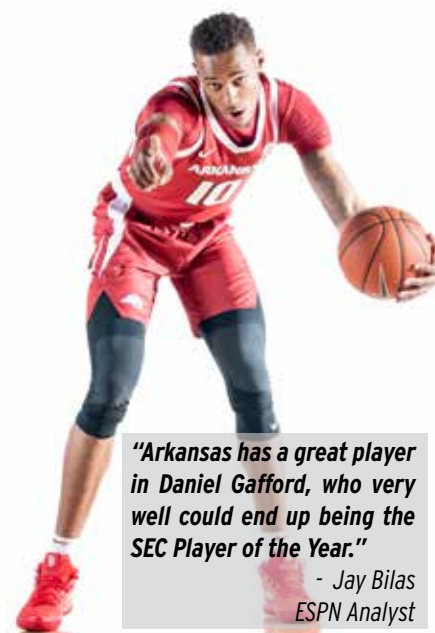
- **Was 3x SEC Freshman of the Week**

### THE 2019 NBA MOCK DRAFTS

- Is projected to be a NBA Lottery pick in the 2019 draft, including (as of Oct. 20, 2018):
  - 7th by NBC Sports
  - 8th by Sports Illustrated
  - 8th by CBS Sports
  - 8th by BustingBrackets.com
  - 9th by Forbes
  - 10th by ESPN
  - 10th by NBADraft.net
  - 11th by Draftsite.com
  - 13th by BleacherReport.com
  - 14th by SBNation.com

### HOW HE SPENT HIS SUMMER

- Invited to participate in the Nike Basketball Academy in Los Angeles. The annual developmental camp allowed 25 highly-touted college basketball players the opportunity to learn and train with current and past NBA superstars through a series of off-court workouts, drills, film sessions and 5-on-5 competition.



*"Arkansas has a great player in Daniel Gafford, who very well could end up being the SEC Player of the Year."*

- Jay Bilas  
ESPN Analyst

**MISCELLANEOUS STATS**
**Double-Figure Scoring Games**

| Player         | 16-17 | 17-18 | 18-19 | Career |
|----------------|-------|-------|-------|--------|
| Gafford        | NA    | 22    | 25    | 47     |
| Joe            | NA    | NA    | 24    | 24     |
| Jones          | NA    | NA    | 21    | 21     |
| Harris         | 2     | NA    | 11    | 13     |
| Bailey         | 1     | 3     | 5     | 9      |
| Chaney         | NA    | NA    | 5     | 5      |
| Embery-Simpson | NA    | NA    | 4     | 4      |
| Sills          | NA    | NA    | 3     | 3      |
| Osabuohien     | NA    | 0     | 1     | 1      |

**20+ Point Scoring Games**

| Player  | 16-17 | 17-18 | 18-19 | Career |
|---------|-------|-------|-------|--------|
| Gafford | NA    | 2     | 10    | 12     |
| Jones   | NA    | NA    | 7     | 7      |
| Joe     | NA    | NA    | 5     | 5      |
| Bailey  | 0     | 0     | 1     | 1      |

**30+ Point Scoring Games**

| Player  | 16-17 | 17-18 | 18-19 | Career |
|---------|-------|-------|-------|--------|
| Joe     | NA    | NA    | 2     | 2      |
| Gafford | NA    | 0     | 1     | 1      |
| Jones   | NA    | NA    | 1     | 1      |

**3+ Three-Pointers in a Game**

| Player         | 16-17 | 17-18 | 18-19 | Career |
|----------------|-------|-------|-------|--------|
| Joe            | NA    | NA    | 19    | 19     |
| Jones          | NA    | NA    | 11    | 11     |
| Embery-Simpson | NA    | NA    | 2     | 2      |
| Sills          | NA    | NA    | 2     | 2      |

**5+ Three-Pointers in a Game**

| Player | 16-17 | 17-18 | 18-19 | Career |
|--------|-------|-------|-------|--------|
| Joe    | NA    | NA    | 8     | 8      |
| Jones  | NA    | NA    | 4     | 4      |

**Double Figure Rebounding Games**

| Player  | 16-17 | 17-18 | 18-19 | Career |
|---------|-------|-------|-------|--------|
| Gafford | NA    | 4     | 12    | 16     |
| Jones   | NA    | NA    | 1     | 1      |

**Double Figure Assists Games**

| Player | 16-17 | 17-18 | 18-19 | Career |
|--------|-------|-------|-------|--------|
| Harris | 0     | NA    | 5     | 5      |

**Double-Doubles**

| Player  | 16-17 | 17-18 | 18-19 | Career |
|---------|-------|-------|-------|--------|
| Gafford | NA    | 3     | 8     | 11     |
| Harris  | 0     | NA    | 2     | 2      |
| Jones   | NA    | NA    | 1     | 1      |

**5+ Assist Games**

| Player     | 16-17 | 17-18 | 18-19 | Career |
|------------|-------|-------|-------|--------|
| Harris     | 1     | NA    | 16    | 17     |
| Jones      | NA    | NA    | 5     | 5      |
| Sills      | NA    | NA    | 4     | 4      |
| Joe        | NA    | NA    | 2     | 2      |
| Osabuohien | NA    | 0     | 1     | 1      |

**3+ Steals in a Game**

| Player         | 16-17 | 17-18 | 18-19 | Career |
|----------------|-------|-------|-------|--------|
| Joe            | NA    | NA    | 5     | 5      |
| Bailey         | 0     | 1     | 3     | 4      |
| Jones          | NA    | NA    | 3     | 3      |
| Chaney         | NA    | NA    | 2     | 2      |
| Harris         | 2     | NA    | 2     | 4      |
| Osabuohien     | NA    | 0     | 2     | 2      |
| Gafford        | NA    | 1     | 1     | 2      |
| Embery-Simpson | NA    | NA    | 1     | 1      |
| Sills          | NA    | NA    | 1     | 1      |

**3+ Blocks in a Game**

| Player  | 16-17 | 17-18 | 18-19 | Career |
|---------|-------|-------|-------|--------|
| Gafford | NA    | 13    | 9     | 22     |
| Chaney  | NA    | NA    | 4     | 4      |
| Bailey  | 0     | 1     | 2     | 3      |

- Gafford tied (his own and several others) a school record, making 8-of-8 shots from the field versus Montana State. He is the 8th Razorback to make at least all 8 shot attempts in a game and the first to do so twice in his career (also going 8-of-8 versus Minnesota last season).
- At Colorado State, battled foul trouble in the first half and did not attempt a field goal. He scored 10 points and had six rebounds in the second half and spurred a 13-0 run to put the game away.
- Had a career-high 14 rebounds vs. UTSA and tallied his fourth double-double (13 pts and 14 boards).
- Gafford posted a career-high 32 points versus LSU, making career-high 14 shots and having a career-high 19 attempts.
- Made a career-high 10 free throws (on 12 attempts) in scoring 28 points in a win over Vanderbilt.

**Gafford Tops 900**

- Daniel Gafford scored 20 points at Vanderbilt to give him 911 for his career (413 as a freshman and 498 this season).
- Gafford ranks first in the SEC in field goal percentage (.661) .... **96 points better than 2nd in the SEC.**  
 ^ The next closest in the SEC is .565 (Tennessee's Grant Williams)
- Gafford is the only player in the SEC to rank among the league's top 10 (or top 5 for that matter) in scoring (4th, 16.6), rebounding (3rd, 8.5), blocked shots (3rd, 2.07), offensive rebounds (2nd, 2.77) and defensive rebounds (3rd, 5.73).**

**Gafford on the National Scene**

- Daniel Gafford is one of just two players in the NCAA** to shoot at least 60 percent from the field and average at least 15.0 points, 8.0 rebounds and 2.0 blocked shots.

**Daniel Gafford, Arkansas**

**66.1% FG 16.6 ppg 8.5 rpg 2.07 blks**

Brandon Clarke, Gonzaga

68.8% FG 16.6 ppg 8.4 rpg 3.19 blks

- Daniel Gafford is one of just five players in the NCAA** to shoot 60 percent from the field while averaging over 15 points and eight rebounds.

**Daniel Gafford, Arkansas**

**66.1% FG 16.6 ppg 8.5 rpg**

Matt Rafferty, Furman 62.8% FG 17.4 ppg 9.1 rpg

Zion Williamson, Duke 68.3% FG 21.6 ppg 8.8 rpg

Brandon Clarke, Gonzaga 68.8% FG 16.6 ppg 8.4 rpg

Jeremy Combs, TX Southern 60.5% FG 17.0 ppg 9.1 rpg

**Gafford Makes Kareem Abdul-Jabbar Top 10**

- The Naismith Memorial Basketball Hall of Fame announced on Feb. 8 that Arkansas sophomore Daniel Gafford is one of 10 candidates for the 2019 Kareem Abdul-Jabbar Center of the Year Award.
- The annual honor in its fifth year recognizes the top centers in men's college basketball.
- Also making the top 10 list are 2018-19 Razorback opponents Nico Carvacho (Colorado State) and Charles Bassey (Western Kentucky).

**Gafford, Sporting News Midseason All-American**

- The Sporting News announced its 2018-19 Midseason All-American squad on Jan. 15 and Arkansas sophomore Daniel Gafford was selected to the third team.
- Gafford and Tennessee's Grant Williams were the only two SEC players on the 15-member team.

**Hey Joe, Where You Going with That Ball in Your Hand?**

- The answer ... Isaiah Joe is going into the record books. He has already set three school records, is threatening an SEC record and could have one of the top freshman seasons in NCAA history.
- ✓RECORD WATCH 1:** Joe set the Arkansas freshman record for 3-pointers made in a season at Missouri (making seven in the game on Feb. 12). He has made 100 3-pointers, breaking the previous mark of 83 by Rotnei Clarke in 2009.
- ✓RECORD WATCH 2:** Joe broke Arkansas record for 3-pointers made during SEC play in vs. Ole Miss (Mar. 2), making two in the win. He has made 54 3-pointers in league action this season. The previous mark was 52 set by Anthlon Bell (2016) and Janero Pargo (2002).
- ✓RECORD WATCH 3:** Joe made four 3-pointers at Vanderbilt to give him 104 and break the school's single-season record. Scott Thurman previously held the mark with 102 3-'s made in 1995.
- RECORD WATCH 4:** At Joe's current on pace of finishing with 111 3-pointers made, he would threaten the SEC freshman

**MOST SEC WINS IN THE...**

| LAST 2 YEARS      |    | LAST 3 YEARS      |    | LAST 4 YEARS      |    | LAST 5 YEARS      |    | LAST 6 YEARS       |    |
|-------------------|----|-------------------|----|-------------------|----|-------------------|----|--------------------|----|
| 2017-2018         |    | 2016-2018         |    | 2015-2018         |    | 2014-2018         |    | 2013-2018          |    |
| 1. Kentucky       | 26 | 1. Kentucky       | 39 | 1. Kentucky       | 57 | 1. Kentucky       | 69 | 1. Kentucky        | 81 |
| 2. Florida        | 25 | 2. Florida        | 34 | 2. ARKANSAS       | 44 | 2. Florida        | 60 | 2. Florida         | 74 |
| 3. ARKANSAS       | 22 | 3. ARKANSAS       | 31 | 3. Florida        | 42 | 3. ARKANSAS       | 54 | 3. ARKANSAS        | 64 |
| 4. Tennessee      | 21 | 4. South Carolina | 30 | 4. Texas A&M      | 41 | 4. Texas A&M      | 49 | 4. Georgia         | 58 |
| 5. Auburn         | 20 | Texas A&M         | 30 | 5. Georgia        | 37 | Georgia           | 49 | 5. Ole Miss        | 57 |
| 6. South Carolina | 19 | 6. Tennessee      | 27 | 6. South Carolina | 36 | 6. Ole Miss       | 45 | 6. Texas A&M       | 56 |
| 7. Alabama        | 18 | Vanderbilt        | 27 | Vanderbilt        | 36 | Tennessee         | 45 | Tennessee          | 56 |
| 8. Texas A&M      | 17 | 8. Alabama        | 26 | Ole Miss          | 36 | 8. Vanderbilt     | 43 | 8. Alabama         | 53 |
| 9. Georgia        | 16 | Georgia           | 26 | 9. Tennessee      | 34 | 9. South Carolina | 41 | 9. Vanderbilt      | 51 |
| Vanderbilt        | 16 | 10. Auburn        | 25 | Alabama           | 34 | Alabama           | 41 | 10. LSU            | 50 |
| 11. Ole Miss      | 15 | Ole Miss          | 25 | 11. LSU           | 32 | LSU               | 41 | 11. South Carolina | 45 |
| Miss. State       | 15 | 12. Miss. State   | 22 | 12. Auburn        | 29 | 12. Auburn        | 35 | 12. Auburn         | 38 |
| 13. Missouri      | 12 | 13. LSU           | 21 | 13. Miss. State   | 28 | 13. Miss. State   | 31 | Missouri           | 38 |
| 14. LSU           | 10 | 14. Missouri      | 15 | 14. Missouri      | 18 | 14. Missouri      | 27 | 14. Miss. State    | 35 |

leader for 3-pointers made. The current record is 113 by Kentucky's Jamal Murray (2015-16).

- **RECORD WATCH 5:** If Joe finishes with 111 3-pointers made, he would rank fifth all-time among NCAA freshman. **Current freshman Antoine Davis of Detroit Mercy has made 132 treys this season and broke the NCAA freshman record previously held by Stephen Curry's (122).**

## Joe 2nd Among NCAA Frosh in 3's - Leads SEC in 3's - Team Leader vs Ranked Teams

- Joe leads all SEC players in 3-pointers made (3.47 avg and 104 total) and 3-point field goal percentage (.430) while ranking second in attempts (242). Joe is one of eight players in the NCAA to make at least 100 3-pointers and shoot at least 42 percent from long range.
- Nationally, Joe ranks second among the freshman in both makes and percentage.

### • AMONG NCAA FRESHMEN:

- 2nd in 3-pt FG pct. (.430) **NCAA Frosh Leader is .433 (Idaho's Cameron Tyson)**
- 2nd in 3-pt FG made per game (3.47) **NCAA FR Leader (Detroit Mercy's Antoine Davis - 4.40)**
- 2nd in 3-pt FG made (104) **NCAA FR Leader & NCAA FR record (Detroit Mercy's Antoine Davis - 132)**
- In Arkansas' five games versus ranked opponents (at Tennessee, at Ole Miss, at Texas Tech, at LSU and at Kentucky), Joe has scored a team-best 15.2 points per game while shooting 45.2 (19-of-42) from 3-point range with six steals.

## No Ordinary Joe

- Isaiah Joe has made at least one 3-pointer in 28 of 30 games (was 0-for-1 vs. LSU and 0-for-5 at Texas Tech) and made at least three 3-pointers in a game 19 times this season.
- He **RANKS 12TH THE NCAA** and **FIRST IN THE SEC** in 3-pointers made per game (3.47). He also leads the SEC in **3-pointers made (104), which ranks 9th in the NCAA.**
- More impressively, not only does he rank second the SEC in 3-attempted (242), he leads the SEC and is **SECOND among all NCAA freshmen** in 3-point FG% (.430).

## Joe Plays Defense Too

- Isaiah Joe leads the team in steals (43) and charges taken (24) while ranking fourth in deflections (89). In fact, Joe has 19 deflections in the last four games, including seven at UK, five vs. Ole Miss and four at Vandy.

## Harris Helper

- Jalen Harris **has seven games this season with no turnovers** and **eight more game with just one turnover.** With that, he ranks **8TH IN THE NCAA** and **FIRST in the SEC** in assist-to-turnover ratio (3.15). He is 4th in the SEC in assists per game (5.6).
- Harris scored a career-high 17 points at South Carolina and hit a game-winning layup with 5.9 seconds left for a 74-73 win over Ole Miss, adding nine assists and one turnover (called for a charge) versus the Rebels.

## MASON-ry; Building a Nice Resume

- Mason Jones has figured prominently in Arkansas' most recent wins and is having an impressive campaign overall.
- Jones has led the team in both scoring and assists in the same game four times this season (Georgia Tech, Texas State, Florida and Georgia). Overall, he has led the team in scoring nine times, while leading the team in assists nine times and rebounding twice.
- **Jones ranks second on the team in scoring (14.0), rebounding (4.0), assists (90) and steals (30).**
- In SEC games, Jones ranks second on the team in scoring (14.6), second in rebounding (3.2) and second in assists (50).
- He tied a career-high with 30 points versus Mississippi State, making five 3-pointers. He also scored 30 in a home loss to Florida.
- He led the team in scoring (23), rebounding (6) and assists (4) in the win over Georgia.
- While he only scored 10 points at #19 LSU, those final two points – a jumper in the lane with 22 seconds left – gave Arkansas a 90-89 lead to propel the Razorbacks to the win.
- In the Vandy home win, he only scored seven points, but sank two free throws with seven seconds left to give Arkansas a 69-66 lead.
- Jones had in a game-high 22 in the Ole Miss win, making 6-of-8 from 3-point range). He scored 16 in the second half.
- At Vandy, Jones scored 16 points with six rebounds, five assists and three steals.

## Arkansas is Not Just Young, But Inexperienced Too

- Arkansas is not only one of the youngest teams in the nation, but also one of the most inexperienced.

| 9 TEAMS WITH NO SENIORS       | MOST FR/SO ON SCHOLARSHIP            | FEWEST UPPERCLASSMEN ON SCHOLARSHIP |
|-------------------------------|--------------------------------------|-------------------------------------|
| <b>ARKANSAS</b>               | 12 - Duquesne                        | <b>1 - ARKANSAS</b>                 |
| Mount St. Mary's Univ.        | <b>11 - ARKANSAS</b>                 | 1 - Duquesne                        |
| Seattle / Cal Northridge      | 11 - Mount St. Mary's Univ.          |                                     |
| Duquesne / North Florida      |                                      |                                     |
| Virginia / Cal / UT Arlington |                                      |                                     |
| MOST SCHOLARSHIP NEWCOMERS    | FEWEST RETURNING SCHOLARSHIP PLAYERS |                                     |
| 13 - Detroit Mercy            | 1 - Chattanooga                      |                                     |
| 12 - FAU                      | 2 - Duquesne                         |                                     |
| 12 - Seattle                  | 2 - Drake                            |                                     |
| 12 - UT Arlington             | <b>3 - ARKANSAS</b>                  |                                     |
| 11 - Missouri State           | 3 - USF                              |                                     |
| 11 - Duquesne                 | 3 - MTSU                             |                                     |
| 10 - Mount St. Mary's Univ.   | 3 - Missouri State                   |                                     |
| 10 - Belmont                  | 3 - Mount Saint Mary's Univ.         |                                     |
| 10 - New Mexico               | 3 - UTA                              |                                     |
| <b>9 - ARKANSAS</b>           | 3 - Detroit Mercy                    |                                     |
| 9 - Pepperdine                | 3 - FAU                              |                                     |
| 9 - MTSU                      | 3 - UT Arlington                     |                                     |

*"We have a bunch of piglets but they are starting to develop teeth. Best thing about piglets is they grow up to be Hogs."*

- Mike Anderson

Arkansas Head Basketball Coach

## • ABOUT ARKANSAS •

### ABOUT ARKANSAS

|                       |                              |
|-----------------------|------------------------------|
| Location .....        | Fayetteville, Ark.           |
| Enrollment .....      | 27,558                       |
| Founded .....         | 1871                         |
| Colors .....          | Cardinal (PMS 201) and White |
| Nickname.....         | Razorbacks                   |
| Conference.....       | Southeastern (SEC)           |
| Arena (Capacity)..... | Bud Walton Arena (19,200)    |

### ADMINISTRATION

|                              |                         |
|------------------------------|-------------------------|
| System President.....        | Dr. Donald R. Bobbitt   |
| Chancellor .....             | Dr. Joseph E. Steinmetz |
| Athletic Director .....      | Hunter Yurachek         |
| Faculty Representative ..... | Gerald Jordan           |

### COMMUNICATIONS

|                             |                        |
|-----------------------------|------------------------|
| Basketball SID .....        | Mike Cawood            |
| Email .....                 | tmcawood@uark.edu      |
| Cell Phone .....            | 479-236-2090           |
| Office Phone .....          | 479-575-3114           |
| Office Fax.....             | 479-575-7481           |
| Athletic Website .....      | ArkansasRazorbacks.com |
| Arkansas Ticket Office..... | 479-575-5151           |

### HISTORY

|  |  |
|--|--|
| First Year .....                       | 1923-24                                |
| Seasons.....                           | 96th                                   |
| Overall Conference Championships ..... | 24 (2 SEC, 22 SWC)                     |
| SEC Overall Championships .....        | 2 (1992, 1994)                         |
| SEC Division Championships .....       | 4 (1992, 1993, 1994, 1995)             |
| SEC Tournament Championships .....     | 1 (2000)                               |
| NCAA Tournament Appearances .....      | 33*                                    |
| National Championships.....            | 1 (1994)                               |
| National Runner-Up.....                | 1 (1995)                               |
| NCAA Final Fours.....                  | 6 (1941, 1945, 1978, 1990, 1994, 1995) |
| NCAA Elite Eight .....                 | 10                                     |
| NCAA Sweet 16 .....                    | 10                                     |
| NIT Record (App.) .....                | 5-4 (3)                                |

\* - Arkansas received a bid in 1944 but was unable to participate due to a car accident. Total number of bids is 33 and total number of appearances is 32.

## SEC TELECONFERENCE

### MONDAY, MARCH 11

Monday, March 18

### Order of Appearance (ALL TIMES CENTRAL):

|   |                                |
|---|--------------------------------|
| 10:00 a.m.                                | Bryce Drew, Vanderbilt         |
| 10:07 a.m.                                | Michael White, Florida         |
| 10:14 a.m.                                | Frank Martin, South Carolina   |
| 10:21 a.m.                                | Tom Crean, Georgia             |
| 10:28 a.m.                                | Will Wade, LSU                 |
| 10:35 a.m.                                | John Calipari, Kentucky        |
| 10:42 a.m.                                | Rick Barnes, Tennessee         |
| <b>10:49 A.M. MIKE ANDERSON, ARKANSAS</b> |                                |
| 10:56 a.m.                                | Avery Johnson, Alabama         |
| 11:03 a.m.                                | Bruce Pearl, Auburn            |
| 11:10 a.m.                                | Kermit Davis, Ole Miss         |
| 11:17 a.m.                                | Ben Howland, Mississippi State |
| 11:24 a.m.                                | Cuonzo Martin, Missouri        |
| 11:31 a.m.                                | Billy Kennedy, Texas A&M       |



## • MIKE ANDERSON RECORD BREAKDOWN •

**Overall:** ..... **367-198 (.650)**  
 Home: ..... 249-46  
 Away: ..... 67-111  
 Neutral: ..... 51-41

**At Arkansas:** ..... **167-100 (.625)**  
 Home: ..... 121-22  
 Away: ..... 28-57  
 Neutral: ..... 18-21

**Against Ranked Teams:** ..... **30-59**  
 at Arkansas: ..... 14-25  
 Home: ..... 18-14, 10-5 at Arkansas  
 Away: ..... 5-15, 3-13 at Arkansas  
 Neutral: ..... 6-14, 0-7 at Arkansas

**One-Possession Games:** ..... **50-41**  
 at Arkansas: ..... 26-19  
 Home: ..... 26-9, 16-4 at Arkansas  
 Away: ..... 16-23, 7-10 at Arkansas  
 Neutral: ..... 8-9, 3-5 at Arkansas

**Decided by 5 Pts / Less:** ..... **74-65**  
 at Arkansas: ..... 41-28  
 Home: ..... 36-16, 22-6 at Arkansas  
 Away: ..... 28-38, 15-17 at Arkansas  
 Neutral: ..... 10-13, 4-5 at Arkansas

**In Overtime Games:** ..... **12-13**  
 at Arkansas: ..... 8-8  
 Home: ..... 9-2, 6-2 at Arkansas  
 Away: ..... 3-8, 2-4 at Arkansas  
 Neutral: ..... 0-3, 0-2 at Arkansas

**Conference Games:** ..... **162-121**  
 at Arkansas: ..... 77-64  
 Home: ..... 105-36, 51-19 at Arkansas  
 Away: ..... 57-85, 26-45 at Arkansas

**Scoring Below 50 Points:** ..... **0-4**  
 at Arkansas: ..... 0-2  
 Home: ..... 0-0, 0-0 at Arkansas  
 Away: ..... 0-4, 0-2 at Arkansas  
 Neutral: ..... 0-0, 0-0 at Arkansas

**Scoring 50-59 Points:** ..... **5-29**  
 at Arkansas: ..... 3-15  
 Home: ..... 2-7, 2-3 at Arkansas  
 Away: ..... 1-17, 0-11 at Arkansas  
 Neutral: ..... 2-5, 1-1 at Arkansas

**Scoring 60-69 Points:** ..... **44-75**  
 at Arkansas: ..... 18-42  
 Home: ..... 22-15, 12-6 at Arkansas  
 Away: ..... 15-42, 4-25 at Arkansas  
 Neutral: ..... 7-18, 2-11 at Arkansas

**Scoring 70-79 Points:** ..... **102-60**  
 at Arkansas: ..... 50-25  
 Home: ..... 61-15, 31-7 at Arkansas  
 Away: ..... 27-30, 13-13 at Arkansas  
 Neutral: ..... 14-15, 6-7 at Arkansas

**Scoring 80-89 Points:** ..... **122-27**  
 at Arkansas: ..... 47-13  
 Home: ..... 87-9, 37-7 at Arkansas  
 Away: ..... 16-15, 5-5 at Arkansas  
 Neutral: ..... 19-3, 5-1 at Arkansas

**Scoring 90-99 Points:** ..... **68-1**  
 at Arkansas: ..... 36-0  
 Home: ..... 59-0, 30-0 at Arkansas  
 Away: ..... 4-1, 2-0 at Arkansas  
 Neutral: ..... 3-0, 2-0 at Arkansas

**Scoring 100 or More Points:** ..... **24-1**  
 at Arkansas: ..... 11-0  
 Home: ..... 18-0, 9-0 at Arkansas  
 Away: ..... 1-1, 1-0 at Arkansas  
 Neutral: ..... 5-0, 1-0 at Arkansas

### Team Leaders

| • DEFLECTIONS SEASON    | (772) |
|-------------------------|-------|
| Daniel Gafford          | 145   |
| Reggie Chaney           | 94    |
| Adrio Bailey            | 94    |
| Isaiah Joe              | 89    |
| Gabe Osabuohien         | 86    |
| Mason Jones             | 80    |
| Jalen Harris            | 77    |
| Keyshawn Embery-Simpson | 54    |
| Desi Sills              | 44    |

### MOST IN A GAME 2018-19

|   |
|---|
| 10 Daniel Gafford at Colorado State                 |
| 10 Reggie Chaney vs. UTSA                           |
| 9 Daniel Gafford vs. Austin Peay                    |
| 8 Adrio Bailey at Colorado State                    |
| 8 Mason Jones at Ole Miss                           |
| 7 Daniel Gafford vs. Indiana, UTSA <b>AND</b> Vandy |
| 7 Isaiah Joe vs. UC Davis <b>AND</b> at Kentucky    |
| 7 Adrio Bailey vs. FIU                              |
| 7 Reggie Chaney vs. Ga Tech                         |
| 7 Gabe Osabuohien at Vanderbilt                     |

### • CHARGES TAKEN SEASON (66)

|                         |    |
|-------------------------|----|
| Isaiah Joe              | 24 |
| Gabe Osabuohien         | 22 |
| Keyshawn Embery-Simpson | 6  |
| Jalen Harris            | 4  |

### MOST IN A GAME 2018-19

|   |
|---|
| 3 Gabe Osabuohien vs. UT Arlington <b>AND</b> at LSU            |
| 3 Isaiah Joe vs. UT Arlington                                   |
| 2 Gabe Osabuohien vs. UC Davis, Texas St <b>AND</b> at Ole Miss |
| 2 Isaiah Joe vs. Florida, LSU <b>AND</b> Vandy                  |

### Slam Dunk; Razorbacks Reach Century Again - Break Last Year's Record

- Earlier this season, the Razorbacks threw down 10 dunks in the win over Montana State - the second-best, single-game total in the Mike Anderson era. Later, Arkansas added nine versus FIU.
- Arkansas has a Mike Anderson-era record 132 dunks in 30 games this season, an average of 4.4 per game, and on pace for 142 this season.
- Arkansas' 124 dunks last season (3.5 per game) were the most of the Mike Anderson era. The only other Anderson-led Arkansas team to reach 100 dunks in a season was the 2014-15 team who totaled exactly 100 dunks.

### Block Party; 15th in NCAA

- The Razorbacks blocked a season-high 14 shots a the win over Georgia and have blocked at least three shots in 26 of their 30 games this season. (Had 1 at Tennessee, 0 versus Missouri, 2 at Texas Tech and 2 versus Vanderbilt.)
- Arkansas **ranks 15th in the NCAA, but fifth in the SEC** - in blocked shots (4.9).

### Helping Hand; 21st in the NCAA/2nd in SEC

- Arkansas has dished out at least 20 assists in a game eight times this season and has had eight games with over 70 percent of its made baskets off assists.
- Arkansas ranks 21st in the NCAA and second in the SEC in assists (16.2).
- Games of note with high assist-to-made-basket ratio:
 

|                     |            |            |       |
|---------------------|------------|------------|-------|
| - Indiana           | 20 assists | 28 FG made | 71.4% |
| - Montana State     | 29 assists | 37 FG made | 78.4% |
| - UT Arlington      | 15 assists | 21 FG made | 71.4% |
| - FIU               | 28 assists | 42 FG made | 66.7% |
| - at Colorado State | 29 assists | 38 FG made | 76.3% |
| - UTSA              | 17 assists | 23 FG made | 73.9% |
| - Austin Peay       | 21 assists | 27 FG made | 77.8% |
| - LSU               | 21 assists | 34 FG made | 61.8% |
| - Missouri          | 18 assists | 26 FG made | 69.2% |
| - at LSU            | 20 assists | 35 FG Made | 57.1% |
| - Vanderbilt        | 18 assists | 23 FG Made | 78.3% |
| - Ole Miss          | 20 assists | 27 FG Made | 74.1% |
- **In four of its losses, the Razorbacks only had 6 assists at Texas Tech, 8 vs. Texas, 10 vs. Western Kentucky and 10 vs. Florida.**

### Anderson's Teams Take Care of the Ball

- In each of the last six years, Arkansas basketball has ranked first or second in the SEC in assist-to-turnover ratio.
- **Arkansas ranks second in the SEC this season (1.21) in the category.**
  - SEC RANK IN ASSIST-TO-TURNOVER RATIO
 

|                      |                      |
|----------------------|----------------------|
| • 2nd (1.31) 2017-18 | • 2nd (1.17) 2016-17 |
| • 1st (1.46) 2015-16 | • 2nd (1.35) 2014-15 |
| • 1st (1.53) 2013-14 | • 2nd (1.48) 2012-13 |
- Also, in Anderson's first five years, Arkansas led the SEC in turnover margin.
- The Razorbacks' turnover margin last season was 3.1 (same as their league-leading ratio from 2015-16 season), but it was only good for third last season. **Arkansas also ranks third in the SEC in the category this season (+3.3).**
  - SEC RANK IN TURNOVER MARGIN
 

|                     |                     |
|---------------------|---------------------|
| • 1st (3.1) 2015-16 | • 1st (3.8) 2014-15 |
| • 1st (5.5) 2013-14 | • 1st (5.9) 2012-13 |
| • 1st (3.3) 2011-12 |                     |

### Gafford Named SEC Player of the Week

- After posting career highs and leading the Razorbacks to a win over Indiana, Daniel Gafford was been named the SEC Men's Basketball Player of the Week.
- Gafford scored a career-high 27 points and tied his career high with 12 rebounds while adding three blocked shots and two steals. Gafford was most effective in the second half, scoring 19 points, grabbing seven rebounds and getting two steals. In fact, he was 9-for-10 shooting from the field in the period while the rest of the team was just 5-of-23 from the field and scored 16 points.
- Three times in within the final 11 minutes, Indiana took a one-point lead and, each time, Gafford answered to put the Razorbacks back on top. He additionally broke a 63-63 tie with 5:46 left with one of his four dunks on the evening. In the final seconds, Gafford tipped the ball out after a missed shot that led to a Mason Jones rebound and eventual game-winning free throw with 2.5 seconds left.



## Joe Named SEC Player of the Week

- Isaiah Joe was named the Southeastern Conference Men's Basketball Player of the Week. Joe scored 34 points - 17 in each half - and made 10-of-13 shots from 3-point range to lead the Razorbacks to a 121-89 victory over FIU.
- Joe joins Courtney Fortson (Dec. 15, 2009) as the only Razorback freshman to be named SEC Player of the Week.
- The 34 points are second (tied) on the Arkansas all-time list for most points by a freshman in a game. Bobby Portis scored 35 as a freshman versus Alabama in 2014. Scotty Thurman scored 34 twice as a freshman. This was just the seventh time a Razorback freshman has ever scored at least 30 points in a game.
- He is just the fourth Razorback (fifth time in school history) to make at least 10 3-pointers in a game and just the 10th player in SEC history (11th time in league history) to make at least 10 in a game. (Arkansas' Rotnei Clarke had at least 10, 3's twice in his career).
- Joe was 10-for-13 from 3-point range and that .764 percentage ties for the best percentage in SEC history for those that made at least 10 in a game. (Alabama's John Petty was also 10-of-13 last season.)
- After FIU trimmed its deficit to four (24-20) at 8:29 in the first half, Joe drained a 3-pointer and scored 14 points over the next 4:37 to put Arkansas up 20.
- Joe started the game going 1-for-3 from 3-point range. He then made six straight attempts and finished the game making 9-of-his-last-10 from long distance.

## Gafford Preseason All-SEC; Hogs Picked 10th

- Daniel Gafford was named to the SEC Men's Basketball Preseason All-Conference first team, as selected by a panel of both league and national media members.
- The Razorbacks, one of a league-record eight teams to play in the NCAA Tournament last season, were picked 10th in the preseason poll.
- The good news for Razorback fans is that Arkansas has exceeded the preseason polls in each of the last five years.

| YEAR    | PRESEASON | FINISH | Record • SEC |
|---------|-----------|--------|--------------|
| 2013-14 | 8th       | 5th    | 22-12 • 10-8 |
| 2014-15 | 3rd       | 2nd    | 27-9 • 13-8  |
| 2015-16 | 1th       | t-8th  | 16-16 • 9-9  |
| 2016-17 | 5th       | t-3rd  | 26-10 • 12-6 |
| 2017-18 | 6th       | t-4th  | 23-12 • 10-8 |
| 2018-19 | 10th      | ??     | --           |

## Moncrief Enshrined in Hall of Fame; Joins Richardson and Sutton in Hall

- Last March, Arkansas legend Sidney Moncrief was elected to the National Collegiate Basketball Hall of Fame Class of 2018. The ceremony was **Sunday, Nov. 18** in Kansas City. Others being inducted into the class are Arizona's Sean Elliott, Houston's Otis Birdsong, North Carolina's Sam Perkins, Morgan State's Marvin Webster and USC's Paul Westphal will join former Charleston coach John Kresse and former Oregon Tech coach Danny Miles.
- Moncrief is the third Razorback to be inducted into the National Collegiate Basketball Hall of Fame, joining his former coach Eddie Sutton who was selected in 2011 and Nolan Richardson who entered in 2008. All three Arkansas legends have a banner hanging in the rafters of Bud Walton Arena.
- One of the Arkansas' famed "Triplets", Moncrief ended his career as Arkansas's leader in scoring (he ranks second now behind Todd Day) with 2,066 points from 1976-79. He helped lead Arkansas to two Elite Eight appearances and the 1978 Final Four. A 14-time All-American, Moncrief's name is scattered all through Arkansas' record book and he was named All-Southwest Conference his last three years.
- Moncrief was drafted fifth overall in the 1979 NBA Draft to the Milwaukee Bucks. While in Milwaukee, Moncrief earned All-NBA first team honors once (1983) and second team honors four times (1982-85 and 1986). The five-time All-Star was also named to the NBA's All-Defensive first team four years (1983-86) and second team in 1982, along with earning NBA Defensive Player of the Year honors two seasons (1982-83 and 1983-84).

## Anderson Honored by Brandon Burlsworth Foundation

- This past August, University of Arkansas head basketball coach Mike Anderson was honored at the annual Brandon Burlsworth Foundation Legends Dinner. Anderson is the ninth Legend the Burlsworth Foundation has honored.
- Anderson is one of four Division I coaches with 15-plus years of head coaching experience and has never experienced a losing season while being the only coach to accomplish the feat at three different programs. In his first 16 years of being a head coach, Anderson has led his teams to 11 postseason berths, including nine NCAA Tournament appearances, and posted 11, 20-win seasons.
- While his on-court success is evident, Coach Anderson is equally a champion in the community. He created his own Mike Anderson Foundation, which provides funding for programs focused on preventative health care education and assists organizations that offer nutritional support for children. Anderson is active with the Yvonne Richardson Center and Samaritan's Feet. Also, each year at the annual Red-White Game, fans get in free with a canned food item, which helps support the Northwest Arkansas Food Bank. In fact, Anderson has done similar food drives as the head coach at Missouri and UAB as well as assist with Special Olympics at all three stops.

## Signee Justice Hill Joins Team

- On Nov. 14, 2018, Arkansas men's head basketball coach Mike Anderson announced Justice Hill signed a National Letter of Intent. Hill graduated high school in December 2018 and, on Jan. 3, 2019, Hill began practicing with the Razorback basketball team.

## SEASON RECORD WATCH

### Arkansas Record - FG Percentage

|                |                                 |             |
|----------------|---------------------------------|-------------|
| 1. .704        | Oliver Miller (254-361)         | 1991        |
| 2. .699        | Leroy Sutton (79-113)           | 1983        |
| 3. .691        | Charles Balentine (47-68)       | 1983        |
| 4. .678        | Steven Hill (59-87)             | 2008        |
| 5. .674        | Lee Wilson (58-86)              | 1995        |
| 6. .665        | Sidney Moncrief (149-224)       | 1976        |
| 7. .662        | Leroy Sutton (100-151)          | 1984        |
| 8. <b>.661</b> | <b>Daniel Gafford (197-298)</b> | <b>2019</b> |

### Arkansas Record - FG% SEC GAMES ONLY

|                |                                 |             |
|----------------|---------------------------------|-------------|
| 1. .652        | Corliss Williamson (129-198)    | 1994        |
| 2. <b>.647</b> | <b>Daniel Gafford (110-170)</b> | <b>2019</b> |
| 3. .625        | Darian Townes (70-112)          | 2008        |

### Arkansas Record - 3's Made

|               |                   |             |
|---------------|-------------------|-------------|
| 1. <b>104</b> | <b>ISAIAH JOE</b> | <b>2019</b> |
| 2. 102        | Scotty Thurman    | 1995        |
| 3. 100        | Rotnei Clarke     | 2010        |

### Arkansas Record - 3's Attempted

|            |                   |             |
|------------|-------------------|-------------|
| 1. 249     | Pat Bradley       | 1999        |
| 2. 242     | Pat 5Bradley      | 1998        |
| <b>242</b> | <b>ISAIAH JOE</b> | <b>2019</b> |

### Arkansas Record - 3's Made SEC GAMES ONLY

|              |                   |             |
|--------------|-------------------|-------------|
| 1. <b>58</b> | <b>ISAIAH JOE</b> | <b>2019</b> |
| 2. 52        | Anthlon Bell      | 2016        |
| 52           | Jannero Pargo     | 2002        |

### Arkansas Record - Assists in a Season

|               |                     |             |
|---------------|---------------------|-------------|
| 1. 219        | Kareem Reid         | 1996        |
| 10. 172       | Courtney Fortson    | 2009        |
| <b>-- 167</b> | <b>JALEN HARRIS</b> | <b>2019</b> |

## SEC Single-Season Record for Three-Point Field Goals Made by Frosh

| Player, School - Year                 | Gms       | Made       |
|---------------------------------------|-----------|------------|
| 1. Jamal Murray, Kentucky - 2016      | 36        | 113        |
| 2. <b>Isaiah Joe, Arkansas - 2019</b> | <b>30</b> | <b>104</b> |

## NCAA Single-Season Record for Three-Point Field Goals Made by Frosh

| Player, School - Year                         | Gms       | Made       |
|---|-----------|------------|
| 1. <b>Antoine Davis, Detroit Mercy - 2019</b> | <b>30</b> | <b>132</b> |
| 2. Stephen Curry, Davidson - 2007             | 34        | 122        |
| 3. Trae Young, Oklahoma - 2018                | 32        | 118        |
| 4. Jamal Murray, Kentucky - 2016              | 36        | 113        |
| 5. Tajuan Porter, Oregon - 2007               | 35        | 110        |
| 6. Keydren Clark, Saint Peter's - 2003        | 29        | 109        |
| RJ Cole, Howard - 2018                        | 33        | 109        |
| <b>-- Isaiah Joe, Arkansas - 2019</b>         | <b>30</b> | <b>104</b> |

## SEC Single-Season Record for Three-Point Field Goals Made

|                                       |            |
|---------------------------------------|------------|
| 1. Marshall Henderson, UM - 2013      | 138        |
| 2. Shan Foster, VU - 2008             | 134        |
| John Jenkins, VU - 2012               | 134        |
| 10. Eric Washington, UA - 1996        | 113        |
| Lee Humphrey, UF - 2006               | 113        |
| Lee Humphrey, UF2007                  | 113        |
| Jamal Murray, UK - 2016               | 113        |
| <b>-- Isaiah Joe, Arkansas - 2019</b> | <b>104</b> |



## Jonny Gets Scholly

- Junior Jonathan Holmes - better know as Jonny Buckets by the Razorback faithful - was given a scholarship after practice on Thursday (Feb. 7, 2019).
- Holmes was THE ONLY player returning from last year's team to make a 3-pointer, hitting two last season.
- Holmes is a fan favorite, has played in 20 games and scored 17 career points.
- A great teammate and selfless player in practice, Holmes is also a standout student, posting a GPA over 3.0.

**"Nothing but love and respect for this guy. Hardest working Hog right here."**  
- Daniel Gafford

<https://twitter.com/RazorbackMBB/status/1093654203795292160>

**• 2018-19 RECORD BREAKDOWN •**
**RECORD BREAKDOWN**

|  |      |
|--|------|
| At Home                                    | 11-6 |
| On The Road                                | 4-7  |
| Neutral                                    | 1-1  |
| White Uniforms                             | 11-6 |
| White 1994 Throwback Uniforms              | 1-0  |
| Cardinal Uniforms                          | 4-6  |
| Anthracite Uniforms                        | 0-1  |
| Cardinal/Camo Armed Forces Classic Uniform | 0-1  |

**GENERAL**

|                                |      |
|--------------------------------|------|
| When Arkansas controls the tip | 11-5 |
| When opponent controls the tip | 5-9  |
| When Arkansas scores first     | 9-6  |
| When opponent scores first     | 7-8  |

**LEADS AND DEFICITS**

|                                      |      |
|--------------------------------------|------|
| Leading at the half - home           | 8-2  |
| Leading at the half - road/neutral   | 5-3  |
| Tied at the half - home              | 0-0  |
| Tied at the half - road/neutral      | 0-0  |
| Trailing at the half - home          | 2-3  |
| Trailing at the half - road/neutral  | 0-5  |
| Games decided by 5 points or fewer   | 5-6  |
| Games decided by 10 points or fewer  | 5-8  |
| Leading with 5:00 left in regulation | 12-2 |
| Leading with 2:00 left in regulation | 12-2 |
| Overtime games                       | 0-2  |

**OFFENSE**

|                                     |       |
|-------------------------------------|-------|
| Scoring less than 70 points         | 1-8   |
| Scoring 70-79 points                | 9-3   |
| Scoring 80-89 points                | 2-3   |
| Scoring 90-99 points                | 3-0   |
| Scoring 100+ points                 | 1-0   |
| 2 Players Or Less in Double Figures | 1-2   |
| 3 Players in Double Figures         | 3-8   |
| 4 Players in Double Figures         | 8-3   |
| 5 Players in Double Figures         | 2-0   |
| 6 Players in Double Figures         | 1-0   |
| 7 Players in Double Figures         | 0-0   |
| 1 Player Scores 20+ Points          | 6-2   |
| 2 Players Score 20+ Points          | 2-2   |
| When shooting 50 percent or higher  | 6-1   |
| When shooting less than 50 percent  | 10-13 |

**REBOUNDING/TURNOVERS**

|  |       |
|--|-------|
| When out-rebounding opponent           | 5-2   |
| When out-rebounded                     | 11-12 |
| When rebounds are even                 | 0-0   |
| When grabbing 10+ offensive reb        | 8-9   |
| When forcing 15+ turnovers             | 10-8  |
| When committing less than 15 turnovers | 10-5  |
| When committing 15+ turnovers          | 6-9   |

**When Top Scorer Is (Includes Ties)**

|                  |             |              |
|------------------|-------------|--------------|
| Daniel Gafford   | Season: 6-5 | Career: 10-6 |
| Mason Jones      | Season: 6-3 | Career: 6-3  |
| Isaiah Joe       | Season: 2-4 | Career: 2-4  |
| Jalen Harris     | Season: 1-1 | Career: 1-1  |
| K. Emery-Simpson | Season: 0-1 | Career: 0-1  |

**When Top Rebounder Is (Includes Ties)**

|                 |               |               |
|-----------------|---------------|---------------|
| Daniel Gafford  | Season: 10-12 | Career: 24-17 |
| Mason Jones     | Season: 2-1   | Career: 2-1   |
| Adrio Bailey    | Season: 1-1   | Career: 2-1   |
| Gabe Osabuohien | Season: 1-0   | Career: 1-0   |
| Reggie Chaney   | Season: 1-0   | Career: 1-0   |

**Months**

|             |     |
|-------------|-----|
| In November | 4-1 |
| In December | 5-2 |
| In January  | 3-5 |
| In February | 2-6 |
| In March    | 2-0 |

# #DUNKPALACE

**DUNKS BY PLAYER CAREER '18-19**

|                 |            |            |
|-----------------|------------|------------|
| Daniel Gafford  | 156        | 81         |
| Reggie Chaney   | 17         | 17         |
| Adrio Bailey    | 37         | 16         |
| Jalen Harris    | 10         | 10         |
| Gabe Osabuohien | 8          | 5          |
| Isaiah Joe      | 1          | 1          |
| Desi Sills      | 1          | 1          |
| <b>TOTALS</b>   | <b>232</b> | <b>132</b> |

**MOST DUNKS IN A HALF 2018-19**

|   |     |                          |
|---|-----|--------------------------|
| 6 | 1st | Montana State (11/21/18) |
| 5 | 2nd | FIU (12/01/18)           |
|   |     | Austin Peay (12/28/18)   |

**RECORD BY DUNKS 2018-19**

|           |     |
|-----------|-----|
| 5+ Dunks  | 8-3 |
| 4 Dunks   | 0-4 |
| 2-3 Dunks | 6-4 |
| 1 Dunk    | 0-1 |
| 0 Dunks   | 0-0 |

**• DUNKS IN A GAME •  
(ANDERSON ERA)**

| Dunks     | Opponent             | Year           |
|-----------|----------------------|----------------|
| 12        | Samford              | 2017-18        |
| <b>10</b> | <b>MONTANA STATE</b> | <b>2018-19</b> |
| <b>9</b>  | <b>FIU</b>           | <b>2018-19</b> |
| 8         | Auburn               | 2017-18        |
| 8         | Mississippi State    | 2012-13        |
| 9         | FIU                  | 2018-19        |
| <b>7</b>  | <b>LSU</b>           | <b>2018-19</b> |
| 7         | Troy                 | 2017-18        |
| 7         | Fresno State         | 2017-18        |
| 7         | Minnesota            | 2012-13        |
| 7         | Alabama A&M          | 2012-13        |
| 7         | Northwestern State   | 2015-16        |
| 7         | Northwestern State   | 2014-15        |
| 7         | Vanderbilt           | 2014-15        |

**• DUNKS IN A SEASON •  
(ANDERSON ERA)**

| Dunks      | Year           |
|------------|----------------|
| <b>131</b> | <b>2018-19</b> |
| 124        | 2017-18        |
| 100        | 2014-15        |

**132 DUNKS IN 30 GAMES (4.4 avg)**


*Of Gafford's career 361 field goals made, 43 percent (156 total) have been dunks.*



| 2018-19 SEC STANDINGS      |      |      |      |      |         |      |      |      |         |      |
|----------------------------|------|------|------|------|---------|------|------|------|---------|------|
| THROUGH THURSDAY - MARCH 7 |      |      |      |      |         |      |      |      |         |      |
|                            | SEC  | PCT. | HOME | AWAY | OVERALL | PCT. | HOME | ROAD | NEUTRAL | STRK |
| 1. LSU                     | 15-2 | .882 | 6-2  | 9-0  | 25-5    | .833 | 13-2 | 9-1  | 2-2     | W4   |
| Tennessee                  | 15-2 | .882 | 9-0  | 6-2  | 27-3    | .900 | 18-0 | 7-2  | 2-1     | W3   |
| 3. Kentucky                | 14-3 | .824 | 7-1  | 7-2  | 25-5    | .833 | 16-1 | 8-2  | 1-2     | W1   |
| 4. South Carolina          | 10-7 | .588 | 6-2  | 4-5  | 15-15   | .500 | 10-6 | 4-8  | 1-1     | W1   |
| Auburn                     | 10-7 | .588 | 6-2  | 4-5  | 21-9    | .700 | 14-2 | 5-6  | 2-1     | W3   |
| 6. Mississippi State       | 9-8  | .529 | 5-3  | 4-5  | 21-9    | .700 | 13-3 | 5-5  | 3-1     | L2   |
| Florida                    | 9-8  | .529 | 4-5  | 5-3  | 17-13   | .567 | 9-6  | 5-5  | 3-2     | L2   |
| Ole Miss                   | 9-8  | .529 | 5-4  | 4-4  | 19-11   | .633 | 11-5 | 5-5  | 3-1     | L3   |
| 9. Alabama                 | 8-9  | .471 | 5-4  | 3-5  | 17-13   | .567 | 10-5 | 4-7  | 3-1     | L2   |
| 10. Arkansas               | 7-10 | .412 | 4-4  | 3-6  | 16-14   | .533 | 11-6 | 4-7  | 1-1     | W2   |
| 11. Texas A&M              | 6-11 | .353 | 3-6  | 3-5  | 13-16   | .448 | 9-8  | 4-6  | 0-2     | L1   |
| 12. Missouri               | 5-12 | .294 | 3-5  | 2-7  | 14-15   | .483 | 9-6  | 2-8  | 3-1     | W2   |
| 13. Georgia                | 2-15 | .118 | 1-8  | 1-7  | 11-19   | .367 | 8-9  | 2-8  | 1-2     | L1   |
| 14. Vanderbilt             | 0-17 | .000 | 0-9  | 0-8  | 9-21    | .300 | 8-10 | 1-10 | 0-1     | L18  |

| AP (3/4)            |             |              |
|---------------------|-------------|--------------|
| 1 Gonzaga (42)      | 29-2        | 1,578        |
| 2 Virginia (21)     | 26-2        | 1,553        |
| 3 North Carolina    | 24-5        | 1,428        |
| 4 Duke (1)          | 25-4        | 1,399        |
| 5 <b>TENNESSEE</b>  | <b>26-3</b> | <b>1,366</b> |
| 6 <b>KENTUCKY</b>   | <b>24-5</b> | <b>1,274</b> |
| 7 Michigan          | 26-4        | 1,216        |
| 8 <b>TEXAS TECH</b> | <b>24-5</b> | <b>1,100</b> |
| 9 Michigan State    | 23-6        | 1,039        |
| 10 <b>LSU</b>       | <b>24-5</b> | <b>1,005</b> |
| 11 Purdue           | 22-7        | 999          |
| 12 Houston          | 27-2        | 895          |
| 13 Kansas           | 22-7        | 798          |
| 14 Florida State    | 23-6        | 702          |
| 15 Virginia Tech    | 22-6        | 668          |
| 16 Marquette        | 23-6        | 626          |
| 17 Nevada           | 26-3        | 579          |
| 18 Kansas State     | 22-7        | 499          |
| 19 Buffalo          | 26-3        | 437          |
| 20 Cincinnati       | 25-4        | 408          |
| 21 Wisconsin        | 20-9        | 322          |
| 22 Wofford          | 26-4        | 269          |
| 23 Villanova        | 22-8        | 214          |
| 24 Maryland         | 21-9        | 207          |
| 25 UCF              | 22-6        | 48           |

RECEIVING VOTES: **AUBURN 43**, **MISSISSIPPI STATE 25**, Iowa St. 21, Utah St. 17, Washington 14, VCU 14, Louisville 12, New Mexico St. 8, Baylor 7, Belmont 7, Old Dominion 3.

| USA TODAY COACHES (3/4) |             |            |
|-------------------------|-------------|------------|
| 1 Gonzaga (27)          | 29-2        | 795        |
| 2 Virginia (5)          | 26-2        | 772        |
| 3 North Carolina        | 24-5        | 720        |
| 4 Duke                  | 25-4        | 682        |
| 4 <b>TENNESSEE</b>      | <b>26-3</b> | <b>682</b> |
| 6 <b>KENTUCKY</b>       | <b>24-5</b> | <b>633</b> |
| 7 Michigan              | 26-4        | 576        |
| 8 <b>TEXAS TECH</b>     | <b>24-5</b> | <b>561</b> |
| 9 Purdue                | 22-7        | 533        |
| 10 <b>LSU</b>           | <b>24-5</b> | <b>486</b> |
| 11 Michigan State       | 23-6        | 475        |
| 12 Houston              | 27-2        | 444        |
| 13 Florida State        | 23-6        | 369        |
| 14 Kansas               | 22-7        | 350        |
| 15 Marquette            | 23-6        | 344        |
| 16 Virginia Tech        | 22-6        | 332        |
| 17 Kansas State         | 22-7        | 323        |
| 18 Nevada               | 26-3        | 279        |
| 19 Cincinnati           | 25-4        | 246        |
| 20 Buffalo              | 26-3        | 217        |
| 21 Wisconsin            | 20-9        | 142        |
| 22 Wofford              | 26-4        | 113        |
| 23 Villanova            | 22-8        | 88         |
| 24 Maryland             | 21-9        | 82         |
| 25 Iowa State           | 20-9        | 24         |

RECEIVING VOTES: Washington 22; UCF 22; Louisville 20; **MISSISSIPPI STATE 14**; **AUBURN 12**; Baylor 11; Utah State 9; Arizona State 5; Hofstra 5; **FLORIDA 5**; VCU 3; Iowa 2; **TEXAS 1**; Belmont 1.

### ARKANSAS IN THE RANKINGS

| WEEK      | AP     | COACH  | NET |
|-----------|--------|--------|-----|
| Preseason | --     | --     | NA  |
| Nov. 12   | --     | --     | NA  |
| Nov. 19   | RV (1) | --     | 59  |
| Nov. 26   | RV (6) | RV (1) | 53  |
| Dec. 3    | RV (3) | --     | 36  |
| Dec. 10   | --     | --     | 60  |
| Dec. 17   | --     | --     | 64  |
| Dec. 24   | --     | --     | 95  |
| Dec. 31   | --     | --     | 84  |
| Jan. 7    | --     | --     | 71  |
| Jan. 14   | --     | --     | 75  |
| Jan. 21   | --     | --     | 84  |
| Jan. 28   | --     | --     | 69  |
| Feb. 4    | --     | --     | 57  |
| Feb. 11   | --     | --     | 62  |
| Feb. 18   | --     | --     | 71  |
| Feb. 25   | --     | --     | 77  |
| Mar. 4    | --     | --     | 73  |
| Mar. 11   | --     | --     | --  |

FINAL  
The last time Arkansas was ranked in the AP Poll...

|         |     |                  |
|---------|-----|------------------|
| Top 25: | #22 | 01/01/18         |
| Top 15: | #15 | 11/14/00         |
| Top 10: | #6  | 1995 Final Poll  |
| Top 5:  | #5  | 03/07/95         |
| No. 1:  | #1  | '94-95 Preseason |

| TSaturday, March 9              | TV                 | CT               |
|---------------------------------|--------------------|------------------|
| *Tennessee at Auburn            | ESPN               | 11:00 a.m.       |
| *Georgia at South Carolina      | SEC Network        | Noon             |
| *Florida at Kentucky            | CBS                | 1:00 p.m.        |
| *Texas A&M at Mississippi State | ESPN2              | 1:00 p.m.        |
| *Ole Miss at Missouri           | SEC Network        | 2:30 p.m.        |
| <b>*Alabama at Arkansas</b>     | <b>SEC Network</b> | <b>5:00 p.m.</b> |
| *Vanderbilt at LSU              | SEC Network        | 7:30 p.m.        |

### SEC TOURNAMENT

|   | TV          | CT      |
|---|-------------|---------|
| <b>Wednesday, March 13</b>              |             |         |
| Game 1 - #12 seed vs. #13 seed          | SEC Network | 6:00 pm |
| Game 2 - #11 seed vs. #14 seed          | SEC Network | TBD*    |
| <b>Thursday, March 14</b>               |             |         |
| Game 3 - #8 seed vs. #9 seed            | SEC Network | Noon    |
| Game 4 - #5 seed vs. GM1 winner         | SEC Network | TBD*    |
| Game 5 - #7 seed vs. #10 seed           | SEC Network | 6:00 pm |
| Game 6 - #6 seed vs. GM2 winner         | SEC Network | TBD*    |
| <b>Friday, March 15 • Quarterfinals</b> |             |         |
| Game 7 - #1 seed vs. GM3 winner         | ESPN        | Noon    |
| Game 8 - #4 seed vs. GM4 winner         | ESPN        | TBD*    |
| Game 9 - #2 seed vs. GM5 winner         | SEC Network | 6:00 pm |
| Game 10 - #3 seed vs. GM6 winner        | SEC Network | TBD*    |
| <b>Saturday, March 16 • Semifinals</b>  |             |         |
| Game 11 - GM7 winner vs. GM8 winner     | ESPN        | Noon    |
| Game 12 - GM7 winner vs. GM8 winner     | ESPN        | TBD*    |
| <b>Sunday, March 17 • Final</b>         |             |         |
| Game 13 - Championship Game             | ESPN        | Noon    |

\*will start 25 minutes after the

## #PROHOGS

|           |   |
|-----------|---|
| <b>37</b> | » Arkansas has had 37 all-time NBA Draft selections from 35 different players in program history.                   |
| <b>16</b> | » The Razorbacks have 16 All-Star game appearances by Joe Johnson (7), Sidney Moncrief (5) and Alvin Robertson (4). |
| <b>12</b> | » Arkansas has 12 first round NBA Draft picks in program history with Sidney Moncrief going No. 5 overall in 1979.  |

### #PROHOGS

Arkansas has had 29 former players go on to play in the NBA and three are currently on active rosters. Also, Corliss Williamson, currently with Phoenix, is in his sixth season as an assistant coach in the NBA.

| Player           | Team      | Yrs | Draft Class       |
|------------------|-----------|-----|-------------------|
| Patrick Beverley | Clippers  | 7th | 2009 - 42nd (LAC) |
| Daryl Macon *    | Mavericks | 1st | 2018-FA           |
| Bobby Portis     | Wizards   | 4th | 2015 - 22nd (CHI) |

\* - signed two-way contract with the Mavericks and their G League affiliate Texas Legends.

### G League

|                |                  |          |
|----------------|------------------|----------|
| Jaylen Barford | Greensboro Swarm | 1st Year |
| Dusty Hannahs  | Memphis Hustle   | 2nd Year |
| Michael Qualls | Wisconsin Herd   | 2nd Year |



# ARKANSAS IN THE 2018-19 NCAA/SEC

(Through Games of March 7, 2019)



| TEAM IN THE NCAA/SEC                           | NCAA      | SEC      | NO.         |
|--|-----------|----------|-------------|
| 3-pt Field Goal Attempts (351 ranked)          | 169       | 6        | 668         |
| <b>Assist Turnover Ratio (351 ranked)</b>      | <b>72</b> | <b>2</b> | <b>1.21</b> |
| <b>Assists Per Game (351 ranked)</b>           | <b>21</b> | <b>2</b> | <b>16.2</b> |
| <b>Blocked Shots Per Game (351 ranked)</b>     | <b>15</b> | <b>5</b> | <b>4.9</b>  |
| Defensive Rebounds per Game (351 ranked)       | 301       | 12       | 23.5        |
| Fewest Fouls (351 ranked)                      | 331       | 14       | 618         |
| Fewest Turnovers (351 ranked)                  | 227       | 8        | 404         |
| Field-Goal Percentage (351 ranked)             | 152       | 6        | 44.9        |
| Field-Goal Percentage Defense (351 ranked)     | 104       | 5        | 42.6        |
| <b>Free Throw Attempts (351 ranked)</b>        | <b>27</b> | <b>3</b> | <b>694</b>  |
| Free Throws Made (351 ranked)                  | 74        | 6        | 457         |
| Free-Throw Percentage (351 ranked)             | 320       | 14       | 65.9        |
| Offensive Rebounds Per Game (351 ranked)       | 156       | 11       | 10.2        |
| Personal Fouls Per Game (351 ranked)           | 330       | 14       | 20.6        |
| Rebound Margin (351 ranked)                    | 330       | 14       | -4.6        |
| Scoring Defense (351 ranked)                   | 218       | 11       | 72.9        |
| Scoring Margin (351 ranked)                    | 129       | 8        | 3.2         |
| Scoring Offense (351 ranked)                   | 87        | 6        | 76.1        |
| <b>Steals Per Game (351 ranked)</b>            | <b>22</b> | <b>4</b> | <b>8.2</b>  |
| Three Pt FG Defense (351 ranked)               | 150       | 7        | 33.8        |
| Three-Point Field Goals Per Game (351 ranked)  | 193       | 6        | 7.6         |
| Three-Point Field-Goal Percentage (351 ranked) | 192       | 8        | 34.1        |
| Total 3-point FGM (350 ranked)                 | 181       | 6        | 228         |
| <b>Total Assists (351 ranked)</b>              | <b>25</b> | <b>2</b> | <b>487</b>  |
| <b>Total Blocks (351 ranked)</b>               | <b>16</b> | <b>5</b> | <b>147</b>  |
| Total Rebounds (351 ranked)                    | 256       | 13       | 1,011       |
| Total Rebounds Per Game (351 ranked)           | 268       | 13       | 33.7        |
| <b>Total Steals (350 ranked)</b>               | <b>21</b> | <b>4</b> | <b>245</b>  |
| <b>Turnover Margin (351 ranked)</b>            | <b>27</b> | <b>3</b> | <b>3.3</b>  |
| <b>Turnovers Forced (351 ranked)</b>           | <b>10</b> | <b>2</b> | <b>16.8</b> |
| Turnovers Per Game (351 ranked)                | 222       | 8        | 13.5        |
| Won-Lost Percentage (351 ranked)               | 155       | 9        | 53.3        |

## RAZORBACKS IN THE NCAA/SEC

| PLAYER  | NCAA                  | SEC        | NO.      |
|---|-----------------------|------------|----------|
| <b>3-pt Field Goal Attempts (248 ranked)</b>    | <b>Isaiah Joe</b>     | <b>30</b>  | <b>2</b> |
| <b>Assist Turnover Ratio (250 ranked)</b>       | <b>Mason Jones</b>    | <b>135</b> | <b>5</b> |
| <b>Assists Per Game (249 ranked)</b>            | <b>Jalen Harris</b>   | <b>8</b>   | <b>1</b> |
| <b>Blocked Shots Per Game (249 ranked)</b>      | <b>Daniel Gafford</b> | <b>34</b>  | <b>4</b> |
| <b>Defensive Rebounds per Game (249 ranked)</b> | <b>Daniel Gafford</b> | <b>106</b> | <b>3</b> |
| <b>Double Doubles (235 ranked)</b>              | <b>Daniel Gafford</b> | <b>65</b>  | <b>3</b> |
| <b>Field-Goal Percentage (250 ranked)</b>       | <b>Daniel Gafford</b> | <b>5</b>   | <b>1</b> |
| <b>Free Throw Attempts (247 ranked)</b>         | <b>Daniel Gafford</b> | <b>64</b>  | <b>4</b> |
| Free Throws Made (248 ranked)                   | Mason Jones           | 223        | 10       |
| Free-Throw Percentage (249 ranked)              | Mason Jones           | 166        | 8        |
| Offensive Rebounds Per Game (249 ranked)        | Daniel Gafford        | 186        | 10       |
| Points Per Game (250 ranked)                    | Mason Jones           | 178        | 8        |
| Rebounds Per Game (250 ranked)                  | Daniel Gafford        | 74         | 2        |
| Steals Per Game (247 ranked)                    | Daniel Gafford        | 162        | 4        |
| Three-Point Field Goals Per Game (249 ranked)   | Daniel Gafford        | 69         | 3        |
| Three-Point Field-Goal Percentage (131 ranked)  | Isaiah Joe            | 206        | 11       |
| Total 3-point FGM (246 ranked)                  | Isaiah Joe            | 12         | 1        |
| Total Assists (248 ranked)                      | Isaiah Joe            | 12         | 1        |
| Total Blocks (249 ranked)                       | Isaiah Joe            | 12         | 1        |
| Total Field Goals Made (246 ranked)             | Isaiah Joe            | 12         | 1        |
| Total Points (250 ranked)                       | Isaiah Joe            | 12         | 1        |
| Total Rebounds (249 ranked)                     | Isaiah Joe            | 12         | 1        |
| Total Steals (242 ranked)                       | Isaiah Joe            | 12         | 1        |

## Versus 2018-19 Opponents

### NON-CONFERENCE

| SCHOOL           | GMS PLAYED | SERIES RECORD          | H     | A     | N    | LAST MEETING               |
|------------------|------------|------------------------|-------|-------|------|----------------------------|
| AUSTIN PEAY      | 4          | ARKANSAS LEADS, 4-0    | 4-0   | -     | -    | H - W, 76-65 (12/28/18)    |
| UC DAVIS         | 2          | ARKANSAS LEADS, 2-0    | 2-0   | -     | -    | H - W, 81-58 (11/12/18)    |
| COLORADO STATE   | 2          | ARKANSAS LEADS, 2-0    | 1-0   | 1-0   | -    | A - W, 98-74 (12/05/18)    |
| FIU              | 1          | ARKANSAS LEADS, 1-0    | 1-0   | -     | -    | H - W, 121-89 (12/01/18)   |
| GEORGIA TECH     | 6          | ARKANSAS TRAILS, 1-5   | 0-1   | 0-2   | 1-2  | H - L, 65-69 (12/19/18)    |
| INDIANA          | 3          | ARKANSAS LEADS, 2-1    | 1-0   | 0-1   | 1-0  | H - W, 73-72 (11/18/18)    |
| MONTANA STATE    | 1          | ARKANSAS LEADS, 1-0    | 1-0   | -     | -    | H - W, 90-68 (11/21/18)    |
| TEXAS            | 155        | ARKANSAS LEADS, 87-68  | 46-21 | 27-43 | 14-4 | N - L, 73-71 or (11/09/18) |
| UT ARLINGTON     | 8          | ARKANSAS LEADS, 8-0    | 6-0   | 1-0   | 1-0  | H - W, 78-60 (11/23/18)    |
| UT SAN ANTONIO   | 6          | ARKANSAS LEADS, 6-0    | 3-0   | 1-0   | 2-0  | H - W, 79-67 (12/15/18)    |
| TEXAS STATE      | 4          | ARKANSAS LEADS, 4-0    | 4-0   | -     | -    | H - W, 73-70 (12/22/18)    |
| TEXAS TECH       | 79         | ARKANSAS TRAILS, 39-40 | 24-11 | 11-24 | 4-5  | A - L, 64-67 (01/26/19)    |
| WESTERN KENTUCKY | 7          | ARKANSAS LEADS, 4-3    | 0-2   | 0-1   | 4-0  | H - L, 77-78 (12/08/18)    |

### SOUTHEASTERN CONFERENCE

| SCHOOL            | GMS PLAYED | SERIES RECORD          | H     | A     | N    | LAST MEETING             |
|-------------------|------------|------------------------|-------|-------|------|--------------------------|
| ALABAMA           | 61         | ARKANSAS LEADS, 33-28  | 18-6  | 7-20  | 8-2  | A - W, 76-73 (02/24/18)  |
| • SEC ONLY        | 51         | ARKANSAS LEADS, 26-25  |       |       |      |                          |
| AUBURN            | 53         | ARKANSAS LEADS, 34-19  | 21-5  | 12-14 | 1-1  | A - L, 56-79 (02/20/19)  |
| • SEC ONLY        | 52         | ARKANSAS LEADS, 34-18  |       |       |      |                          |
| FLORIDA           | 36         | ARKANSAS TRAILS, 12-24 | 8-7   | 2-13  | 2-4  | H - L, 57-51 (01/09/19)  |
| • SEC ONLY        | 36         | ARKANSAS TRAILS, 12-24 |       |       |      |                          |
| GEORGIA           | 38         | ARKANSAS LEADS, 23-15  | 11-3  | 6-9   | 6-3  | H - W, 70-60 (01/29/19)  |
| • SEC ONLY        | 38         | ARKANSAS LEADS, 23-15  |       |       |      |                          |
| KENTUCKY          | 43         | ARKANSAS TRAILS, 11-32 | 7-7   | 3-15  | 1-10 | A - L, 66-70 (02/27/19)  |
| • SEC ONLY        | 38         | ARKANSAS TRAILS, 11-27 |       |       |      |                          |
| LSU               | 67         | ARKANSAS LEADS, 36-31  | 19-8  | 12-17 | 5-6  | A - W, 90-89 (02/02/19)  |
| • SEC ONLY        | 58         | ARKANSAS LEADS, 32-26  |       |       |      |                          |
| OLE MISS          | 81         | ARKANSAS LEADS, 48-33  | 16-11 | 8-20  | 24-2 | H - W, 74-73 (03/02/19)  |
| • SEC ONLY        | 53         | ARKANSAS TRAILS, 26-27 |       |       |      |                          |
| MISSISSIPPI STATE | 62         | ARKANSAS LEADS, 33-29  | 21-7  | 7-21  | 5-1  | H - L, 67-77 (02/16/18)  |
| • SEC ONLY        | 53         | ARKANSAS LEADS, 28-25  |       |       |      |                          |
| MISSOURI          | 51         | ARKANSAS LEADS, 27-24  | 16-9  | 10-15 | 1-0  | A - L, 78-79 (02/12/19)  |
| • SEC ONLY        | 13         | ARKANSAS LEADS, 8-6    |       |       |      |                          |
| SOUTH CAROLINA    | 34         | ARKANSAS LEADS, 20-14  | 11-4  | 6-8   | 3-2  | A - L, 65-77 (02/09/19)  |
| • SEC ONLY        | 34         | ARKANSAS LEADS, 20-14  |       |       |      |                          |
| TENNESSEE         | 41         | ARKANSAS TRAILS, 20-21 | 10-4  | 4-12  | 6-5  | A - L, 87-106 (01/15/19) |
| • SEC ONLY        | 37         | ARKANSAS TRAILS, 17-20 |       |       |      |                          |
| TEXAS A&M         | 159        | ARKANSAS LEADS, 103-56 | 57-15 | 39-37 | 7-4  | H - L, 80-87 (02/23/19)  |
| • SEC ONLY        | 12         | ARKANSAS LEADS, 7-5    |       |       |      |                          |
| VANDERBILT        | 38         | ARKANSAS LEADS, 26-12  | 15-3  | 7-8   | 4-1  | A - W, 84-48 (03/06/19)  |
| • SEC ONLY        | 36         | ARKANSAS LEADS, 25-11  |       |       |      |                          |

## Did You Know...

**IN HIS FIRST 16 YEARS AS A HEAD COACH, MIKE ANDERSON'S TEAMS HAVE:**

- RANKED AMONG THE NCAA TOP 30 IN STEALS 13 TIMES, INCLUDING FIRST FOUR TIMES AND 8 TIMES IN THE TOP 10.
- RANKED AMONG THE NCAA TOP 30 IN TURNOVER MARGIN 9 TIMES, INCLUDING FIVE TIMES IN THE TOP 5.
- RANKED AMONG THE NCAA TOP 30 IN ASSISTS PER GAME 7 TIMES, INCLUDING FIRST ONCE.
- RANKED AMONG THE NCAA TOP 30 IN SCORING OFFENSE 7 TIMES.
- RANKED AMONG THE NCAA TOP 30 IN BLOCKED SHOTS PER GAME 6 TIMES OVER THE 8 SEASONS.
- RANKED AMONG THE NCAA TOP 30 IN ASSIST-TO-TURNOVER RATIO 6 TIMES OVER THE LAST 11 SEASONS.

NOTE: NOT ALL ABOVE STATS WERE KEPT BY NCAA EVERY YEAR



## 0 DESI SILLS

G, Fr., 6-2, 196 | Jonesboro, Ark. / Jonesboro HS

• Name is pronounced Dez-ee

### 2018-19 (Fr.) HIGHLIGHTS:

- Started last four games and started second half prior to that at Auburn.
- In his four starts... Scored a career high 15 points at Kentucky and had career-high three steals vs. Ole Miss. ... Is shooting 66.7 percent from 3-point range (8-of-12), 48 percent from the field (12-of-25) ... Made 3-of-3 from 3-pt range, scored 11 and had four assists at Vandy.
- Was the sub off the bench (solo or tied) in 13 of the first 25 games prior to getting starting role.
- Established then career-highs in scoring in four straight games: 7 vs FIU, 8 at Colorado State,

9 vs Western Kentucky and 9 again versus UTSA.

- As part of his nine points versus Western Kentucky, scored six straight over two minutes in the second half to tie the game at 62-62 (8:35 mark) and made a free throw to tie game at 70-70 with 4:32 left.
- Although he did not score in the win over Austin Peay, he was one of the top-graded players for the game ... Played a season-high 24 minutes, had five assists, two rebounds and tied a season-high with two steals ... Added three deflections.
- Had break-out game in the win at Texas A&M, establishing a season-high 14 points ... 13 of those points came in the first half, including eight straight at one spell, to lead the Razorbacks to a 33-32 halftime lead.
- Hit a 3-pointer to cut Arkansas deficit to two, 12-10, versus Georgia. It was his first 3-pointer made since he scored a career-high 14 at Texas A&M (Jan. 5), snapping an 0-for-7 drought from long-range.
- Had five assists and no turnovers in 18 minutes versus LSU.
- Versus Vanderbilt, had three assists.
- Started the second half at Auburn ... Made (5) and took (8) career high free throws ... Had a career-high four rebounds ... Played 23 minutes, his most in SEC game ... Added a team-high three assists.
- Earned first career start vs. Texas A&M (2/23) and scored seven points on 3-of-6 shooting, including the game's first points - a 3-pointer from the top of the key.
- At Kentucky, **scored career high with 15 points** (making 3-of-5 3-pointers and 4-of-4 at the line ... Made back-to-back 3-pointers to start the second half and gave Arkansas its largest lead of the game (15 points).
- \* In the Ole Miss win, had a career-high three steals as well as a career-high five deflections.
- At Vandy, made 3-of-3 from 3-pt range, scored 11 points and had four assists..



## #0 DESI SILLS 2018-19 GAME STATS

| Opponent          | Date       | GS | Min | FG | FGA   | Pct  | 3FG | 3A    | Pct  | FT | FTA   | Pct  | O  | D  | Tot | Avg | PF | FO | A  | TO | Blk | Stl | Pts | Avg |
|-------------------|------------|----|-----|----|-------|------|-----|-------|------|----|-------|------|----|----|-----|-----|----|----|----|----|-----|-----|-----|-----|
| vs Texas          | 11/09/18   | 16 | 1   | 2  | .500  | 1    | 1   | 1.000 | 0    | 0  | .000  | 0    | 1  | 1  | 1.0 | 2   | 0  | 0  | 0  | 0  | 0   | 3   | 3.0 |     |
| UC DAVIS          | 11/12/18   | 15 | 1   | 2  | .500  | 0    | 0   | .000  | 0    | 0  | .000  | 0    | 1  | 1  | 1.0 | 4   | 0  | 0  | 2  | 0  | 0   | 2   | 2.5 |     |
| INDIANA           | 11/18/18   | 11 | 0   | 2  | .000  | 0    | 1   | .000  | 2    | 2  | 1.000 | 0    | 1  | 1  | 1.0 | 1   | 0  | 2  | 1  | 0  | 1   | 2   | 2.3 |     |
| MONTANA STATE     | 11/21/18   | 16 | 2   | 5  | .400  | 1    | 4   | .250  | 0    | 1  | .000  | 0    | 1  | 1  | 1.0 | 3   | 0  | 5  | 1  | 0  | 2   | 5   | 3.0 |     |
| UT ARLINGTON      | 11/23/18   | 15 | 1   | 3  | .333  | 0    | 2   | .000  | 1    | 3  | .333  | 1    | 0  | 1  | 1.0 | 1   | 0  | 2  | 4  | 0  | 1   | 3   | 3.0 |     |
| FIU               | 12/01/18   | 19 | 3   | 4  | .750  | 0    | 1   | .000  | 1    | 2  | .500  | 1    | 2  | 3  | 1.3 | 3   | 0  | 6  | 3  | 0  | 1   | 7   | 3.7 |     |
| at Colorado State | 12/05/18   | 16 | 2   | 3  | .667  | 2    | 3   | .667  | 2    | 2  | 1.000 | 0    | 1  | 1  | 1.3 | 3   | 0  | 2  | 0  | 0  | 0   | 8   | 4.3 |     |
| WESTERN KENTUCKY  | 12/08/18   | 16 | 4   | 6  | .667  | 0    | 2   | .000  | 1    | 2  | .500  | 0    | 2  | 2  | 1.4 | 1   | 0  | 0  | 0  | 0  | 1   | 9   | 4.9 |     |
| vs UTSA           | 12/15/18   | 18 | 2   | 4  | .500  | 1    | 2   | .500  | 4    | 4  | 1.000 | 0    | 1  | 1  | 1.3 | 1   | 0  | 0  | 1  | 0  | 1   | 9   | 5.3 |     |
| GEORGIA TECH      | 12/19/18   | 11 | 2   | 3  | .667  | 2    | 2   | 1.000 | 0    | 0  | .000  | 1    | 1  | 2  | 1.4 | 1   | 0  | 0  | 3  | 0  | 0   | 6   | 5.4 |     |
| TEXAS STATE       | 12/22/18   | 16 | 0   | 0  | .000  | 0    | 0   | .000  | 0    | 0  | .000  | 0    | 0  | 0  | 1.3 | 2   | 0  | 2  | 1  | 0  | 0   | 0   | 4.9 |     |
| AUSTIN PEAY       | 12/28/18   | 24 | 0   | 3  | .000  | 0    | 1   | .000  | 0    | 1  | .000  | 1    | 2  | 3  | 1.4 | 3   | 0  | 5  | 2  | 0  | 2   | 0   | 4.5 |     |
| at Texas A&M      | 01/05/19   | 18 | 5   | 9  | .556  | 3    | 6   | .500  | 1    | 2  | .500  | 1    | 0  | 1  | 1.4 | 3   | 0  | 1  | 3  | 0  | 0   | 14  | 5.2 |     |
| FLORIDA           | 01/09/19   | 18 | 0   | 3  | .000  | 0    | 2   | .000  | 0    | 0  | .000  | 0    | 0  | 0  | 1.3 | 3   | 0  | 0  | 2  | 0  | 0   | 0   | 4.9 |     |
| LSU               | 01/12/19   | 18 | 0   | 4  | .000  | 0    | 2   | .000  | 0    | 1  | .000  | 0    | 1  | 1  | 1.3 | 1   | 0  | 5  | 0  | 0  | 0   | 0   | 4.5 |     |
| at Tennessee      | 01/15/19   | 10 | 1   | 1  | 1.000 | 0    | 0   | .000  | 0    | 0  | .000  | 0    | 0  | 0  | 1.2 | 1   | 0  | 1  | 0  | 0  | 0   | 2   | 4.4 |     |
| at Ole Miss       | 01/19/19   | 7  | 0   | 0  | .000  | 0    | 0   | .000  | 2    | 2  | 1.000 | 0    | 0  | 0  | 1.1 | 1   | 0  | 0  | 3  | 0  | 0   | 2   | 4.2 |     |
| MISSOURI          | 01/23/19   | 20 | 3   | 5  | .600  | 0    | 0   | .000  | 2    | 3  | .667  | 2    | 1  | 3  | 1.2 | 3   | 0  | 1  | 3  | 0  | 1   | 8   | 4.4 |     |
| at Texas Tech     | 01/26/19   | 8  | 0   | 1  | .000  | 0    | 1   | .000  | 1    | 2  | .500  | 0    | 2  | 2  | 1.3 | 1   | 0  | 0  | 2  | 0  | 0   | 1   | 4.3 |     |
| GEORGIA           | 01/29/19   | 18 | 1   | 6  | .167  | 1    | 4   | .250  | 0    | 0  | .000  | 0    | 1  | 1  | 1.3 | 2   | 0  | 1  | 0  | 0  | 1   | 3   | 4.2 |     |
| at LSU            | 02/02/19   | 8  | 0   | 0  | .000  | 0    | 0   | .000  | 0    | 0  | .000  | 0    | 1  | 1  | 1.2 | 2   | 0  | 1  | 2  | 0  | 0   | 0   | 4.0 |     |
| VANDERBILT        | 02/05/19   | 10 | 0   | 1  | .000  | 0    | 0   | .000  | 2    | 2  | 1.000 | 0    | 0  | 0  | 1.2 | 0   | 0  | 3  | 1  | 0  | 0   | 2   | 3.9 |     |
| at South Carolina | 02/09/19   | 7  | 0   | 1  | .000  | 0    | 0   | .000  | 0    | 0  | .000  | 0    | 1  | 1  | 1.2 | 0   | 0  | 2  | 1  | 0  | 0   | 0   | 3.7 |     |
| at Missouri       | 02/12/19   | 16 | 0   | 1  | .000  | 0    | 0   | .000  | 3    | 4  | .750  | 0    | 0  | 0  | 1.1 | 2   | 0  | 1  | 1  | 0  | 1   | 3   | 3.7 |     |
| MISSISSIPPI STATE | 02/16/19   | 9  | 0   | 1  | .000  | 0    | 0   | .000  | 0    | 0  | .000  | 0    | 0  | 0  | 1.1 | 0   | 0  | 2  | 0  | 0  | 1   | 0   | 3.6 |     |
| at Auburn         | 02/20/19   | 23 | 2   | 5  | .400  | 0    | 1   | .000  | 5    | 8  | .625  | 2    | 2  | 4  | 1.2 | 2   | 0  | 3  | 1  | 0  | 0   | 9   | 3.8 |     |
| TEXAS A&M         | 02/23/19 * | 21 | 3   | 6  | .500  | 1    | 2   | .500  | 0    | 0  | .000  | 1    | 0  | 1  | 1.2 | 3   | 0  | 0  | 2  | 0  | 0   | 7   | 3.9 |     |
| at Kentucky       | 02/26/19 * | 29 | 4   | 8  | .500  | 3    | 5   | .600  | 4    | 4  | 1.000 | 0    | 0  | 0  | 1.1 | 1   | 0  | 0  | 1  | 0  | 1   | 15  | 4.3 |     |
| OLE MISS          | 03/02/19 * | 22 | 2   | 6  | .333  | 1    | 2   | .500  | 0    | 0  | .000  | 0    | 2  | 2  | 1.2 | 2   | 0  | 1  | 2  | 0  | 3   | 5   | 4.3 |     |
| at Vanderbilt     | 03/06/19 * | 23 | 3   | 5  | .600  | 3    | 3   | 1.000 | 2    | 4  | .500  | 1    | 1  | 2  | 1.2 | 1   | 0  | 4  | 2  | 0  | 1   | 11  | 4.5 |     |
| Totals            |            | 4  | 478 | 42 | 100   | .420 | 19  | 47    | .404 | 33 | 49    | .673 | 11 | 25 | 36  | 1.2 | 53 | 0  | 50 | 44 | 0   | 18  | 136 | 4.5 |

## DESI SILLS CAREER STATISTICS

| Year    | GP | GS | Min | Avg  | FG | FGA | Pct  | 3FG | 3FGA | Pct  | FT | FTA | Pct  | Off | Def | Tot | Avg | PF | FO | Ast | TO | Blk | Stl | Pts | Avg |
|---------|----|----|-----|------|----|-----|------|-----|------|------|----|-----|------|-----|-----|-----|-----|----|----|-----|----|-----|-----|-----|-----|
| 2018-19 | 30 | 4  | 478 | 15.9 | 42 | 100 | .420 | 19  | 47   | .404 | 33 | 49  | .673 | 11  | 25  | 36  | 1.2 | 53 | 0  | 50  | 44 | 0   | 18  | 136 | 4.5 |

### • PERSONAL BESTS •

|   |  |
|---|--|
| <b>POINTS</b><br>Season: 15 at Kentucky (02/26/19)<br>Career: --                | <b>SEC ONLY</b><br>15 at Kentucky (02/26/19)       |
| <b>FG MADE</b><br>Season: 5 at Texas A&M (01/05/19)<br>Career: --               | <b>SEC ONLY</b><br>5 at Texas A&M (01/05/19)       |
| <b>FG ATTEMPTED</b><br>Season: 9 at Texas A&M (01/05/19)<br>Career: --          | <b>SEC ONLY</b><br>9 at Texas A&M (01/05/19)       |
| <b>3-POINT FG MADE</b><br>Season: 3 (3x) last at Vandy (03/06/19)<br>Career: -- | <b>SEC ONLY</b><br>3 (3x) last at Vandy (03/06/19) |
| <b>3-PT FG ATTEMPTS</b><br>Season: 6 at Texas A&M (01/05/19)<br>Career: --      | <b>SEC ONLY</b><br>6 at Texas A&M (01/05/19)       |
| <b>FT MADE</b><br>Season: 5 at Auburn (02/21/19)<br>Career: --                  | <b>SEC ONLY</b><br>5 at Auburn (02/21/19)          |
| <b>FT ATTEMPTED</b><br>Season: 8 at Auburn (02/21/19)<br>Career: --             | <b>SEC ONLY</b><br>8 at Auburn (02/21/19)          |
| <b>REBOUNDS</b><br>Season: 4 at Auburn (02/21/19)<br>Career: --                 | <b>SEC ONLY</b><br>4 at Auburn (02/21/19)          |
| <b>ASSISTS</b><br>Season: 6 vs. LSU (12/01/18)<br>Career: --                    | <b>SEC ONLY</b><br>5 vs. LSU (01/12/19)            |
| <b>STEALS</b><br>Season: 3 vs. Ole Miss (02/02/19)<br>Career: --                | <b>SEC ONLY</b><br>3 vs. Ole Miss (02/02/19)       |
| <b>BLOCKED SHOTS</b><br>Season: --<br>Career: --                                | <b>SEC ONLY</b><br>--                              |
| <b>MINUTES</b><br>Season: 24 vs. Austin Peay (12/28/18)<br>Career: --           | <b>SEC ONLY</b><br>23 at Auburn (02/21/19)         |



# 1 ISAAH JOE

G, Fr., 6-5, 167 | Fort Smith, Ark. / Fort Smith Northside HS

- **SET SCHOOL RECORD FOR 3-POINTERS MADE IN A SEASON (104).**
- **NAMED SEC PLAYER OF THE WEEK** (Dec. 3) ... 34 points and made 10-of-13 3-pointers vs. FIU.
- **2nd Among ALL NCAA FRESHMEN IN 3's Made (3.47 avg. and 104 total) and Pct. (.430)**
- **LEADS THE SEC IN ALL 3-PT CATEGORIES** - Made/Gm (3.47) • Total (104) • Percentage (.430)
- Scored double digits in each of the first 13 games and 24 of 30
- Has led the team in scoring in seven times:
- 34 vs FIU | 19 vs WKU | 21 vs UTSA | 23 at Tennessee | 23 vs. Missouri | 14 at Auburn | 19 at Kentucky
- **HE PLAYS "D" TOO:** Leads team in steals (43) and by taking 24 charges ... Has a steal in 24 of 30 gms
- **Has made 3-plus 3's in a game 19 times this season and at least one in 28 of 30.**

## IN THE NCAA / SEC

- **9th in NCAA 1st in SEC**
- **12th in NCAA 1st in SEC**
- 27th in NCAA 1st in SEC
- 30th in NCAA 2nd in SEC
- 206th in NCAA 11th in SEC
- 15th in SEC
- 3-pt made (104 made)
- 3-pt FG made (3.47/gm)
- 3-pt FG% (.430)
- 3-pt FG attempts (242)
- Steals (1.43 spg)
- Scoring (14.0s)

## AMONG NCAA/SEC FROSH

- 2nd among NCAA Frosh (Antoine Davis - Detroit Mercy, 132 - **NCAA FROSH RECORD**)
- 2nd among NCAA Frosh (Antoine Davis - Detroit Mercy, 4.40)
- 2nd among NCAA Frosh (1st is Tyson Cameron - Idaho, .433)
- 2nd among SEC Frosh (UK's Ashton Hagans leads SEC Fr. at 1.8)
- 1st-tied AMONG SEC FR** - Alabama's Kira Lewis at 14.0 as well

## 2018-19 (Fr.) HIGHLIGHTS:

- Scored 17 in his collegiate debut versus Texas, making 5-of-8 from 3-point range.
- Struggled early versus UC Davis, but finished with 14 points with five rebounds and three steals.
- Versus Montana State, was just 2-of-10 from 3-point range, he posted season-bests in assists (5) and steals (5).
- **Named SEC Player of the Week (12/3)** ... Scored 34 points - 17 in each half - and made 10-of-13 shots from 3-point range to lead the Razorbacks to a 121-89 victory over FIU ... The 34 points are second (tied) on the Arkansas all-time list for most points by a freshman ... Just the fourth Razorback (fifth in school history) and just 10th player in SEC history (11th in league history) to make at least 10 in a game. ... After FIU trimmed its deficit to four (24-20) at 8:29 in the first half, Joe drained a 3-pointer and scored 14 points over the next 4:37 to put Arkansas up 20 ... Made six straight and finished the game making 9-of-his-last-10 from long distance.
- Scored game-high 21 points versus UTSA, making 5-of-6 from 3-point range and was 6-of-6 at the line inside the final minute ... Only got one rebound, but it proved key ... On a missed Arkansas free throw, Joe got the rebound and was intentionally fouled ... Made those two free throws and two more on the ensuing possession to put the Razorbacks up 10 with 27 seconds left.
- Double-digit streak nearly ended vs. Texas State, but he was 7-of-8 from the free throw line with a 3-pointer to score 10 ... Was 6-of-7 at the line inside the final minute.
- Got off to a hot start versus Austin Peay, making 4-of-5 from 3-point range and scoring 12 of his 15 points.
- Broke out of a 2-for-10 dry spell from 3-point range over two games to lead the Hogs with 23 points at #3 Tennessee, making 7-of-13 from 3-point range ... Added four rebounds and two steals.
- He and Missouri's Mark Smith (the two rank 1-2 in SEC 3-point shooting) did not disappoint ... Joe was 7-of-12 from 3-point range and Smith was 6-of-11, scoring 23 and 22 respectively. ... Joe added three steals.
- At #19 LSU, scored 18 in the win ... Only had three points in first half, scored 15 in the second ... Started 2nd half with a 3-pointer ... Stopped a 7-0 Tiger run by hitting back-to-back 3-pointers (11:31 left and 10:33) for a 17-point lead ... When LSU cut lead to single-digits with 7:08 left, Joe hit a jumper for 11-point lead ... After LSU took first lead of the 2nd half (85-84 with 3:39 left), Joe sank 2 FT to give Arkansas the lead again.
- Versus Vanderbilt, scored 18 (6-of-10 3PT FG) and tied career high with five assists ... Made 3-pointers on 4 of Arkansas' last 5 possessions of the first half to cut deficit to one, 35-34, at halftime.
- At Missouri, broke the school record for 3-pointers made in a season by making four (for 86 at the time - previous record was 83) ... Finished with 17 points, adding four rebounds, two steals and a charge taken
- Scored 20 versus Texas A&M as he established career highs in rebounds (6), free throws made (8) and free throws attempted (9).
- Led Arkansas with 19 points at #4 Kentucky, including 16 in the first half ... Drained 5-of-7 from 3-point range ... Tied season-high with seven deflections and had three assists with one steal.
- Had a career-high two blocked shots in Ole Miss win ... Added two assists and a steal while hitting two 3's to give him an even 100 for the season.
- Battled foul trouble, but made four 3's at Vanderbilt to become school's single-season leader in the category, with 104 ... Hit 3's on back-to-back possessions to tie and set record in the second half.

## #1 ISAAH JOE 2018-19 GAME STATS

| Opponent          | Date     | GS | Min | FG  | FGA | Pct  | 3FG  | 3A  | Pct  | FT   | FTA | Pct   | O    | D  | Tot | Avg | PF  | FO | A | TO | Blk | Stl | Pts | Avg  |      |
|-------------------|----------|----|-----|-----|-----|------|------|-----|------|------|-----|-------|------|----|-----|-----|-----|----|---|----|-----|-----|-----|------|------|
| vs Texas          | 11/09/18 | *  | 34  | 6   | 10  | .600 | 5    | 8   | .625 | 0    | 0   | .000  | 0    | 2  | 2   | 2.0 | 4   | 0  | 0 | 1  | 0   | 0   | 17  | 17.0 |      |
| UC DAVIS          | 11/12/18 | *  | 27  | 4   | 7   | .571 | 2    | 5   | .400 | 4    | 6   | .667  | 1    | 4  | 5   | 3.5 | 1   | 0  | 2 | 3  | 0   | 3   | 14  | 15.5 |      |
| INDIANA           | 11/18/18 | *  | 33  | 5   | 15  | .333 | 3    | 11  | .273 | 0    | 0   | .000  | 0    | 2  | 2   | 3.0 | 0   | 0  | 3 | 1  | 0   | 1   | 13  | 14.7 |      |
| MONTANA STATE     | 11/21/18 | *  | 27  | 4   | 13  | .308 | 2    | 10  | .200 | 0    | 0   | .000  | 1    | 2  | 3   | 3.0 | 1   | 0  | 5 | 2  | 0   | 5   | 10  | 13.5 |      |
| UT ARLINGTON      | 11/23/18 | *  | 26  | 3   | 9   | .333 | 2    | 5   | .400 | 2    | 21  | 0.000 | 1    | 2  | 3   | 3.0 | 3   | 0  | 3 | 1  | 0   | 1   | 10  | 12.8 |      |
| FIU               | 12/01/18 | *  | 28  | 11  | 14  | .786 | 10   | 13  | .769 | 2    | 21  | 0.000 | 0    | 1  | 1   | 2.7 | 2   | 0  | 3 | 1  | 0   | 0   | 34  | 16.3 |      |
| at Colorado State | 12/05/18 | *  | 23  | 5   | 12  | .417 | 4    | 9   | .444 | 0    | 0   | .000  | 1    | 1  | 2   | 2.6 | 3   | 0  | 1 | 1  | 0   | 0   | 14  | 16.0 |      |
| WESTERN KENTUCKY  | 12/08/18 | *  | 31  | 6   | 13  | .462 | 5    | 10  | .500 | 2    | 5   | .400  | 0    | 3  | 3   | 2.6 | 0   | 0  | 1 | 0  | 0   | 1   | 19  | 16.4 |      |
| vs UTSA           | 12/15/18 | *  | 30  | 5   | 9   | .556 | 5    | 6   | .833 | 6    | 61  | 0.000 | 1    | 0  | 1   | 2.4 | 2   | 0  | 0 | 3  | 0   | 1   | 21  | 16.9 |      |
| GEORGIA TECH      | 12/19/18 | *  | 31  | 5   | 17  | .294 | 3    | 12  | .250 | 0    | 0   | .000  | 1    | 2  | 3   | 2.5 | 0   | 0  | 3 | 2  | 0   | 0   | 13  | 16.5 |      |
| TEXAS STATE       | 12/22/18 | *  | 30  | 1   | 6   | .167 | 1    | 5   | .200 | 7    | 8   | .875  | 1    | 2  | 3   | 2.5 | 2   | 0  | 0 | 0  | 0   | 3   | 10  | 15.9 |      |
| AUSTIN PEAY       | 12/28/18 | *  | 21  | 4   | 9   | .444 | 4    | 7   | .571 | 3    | 5   | .600  | 0    | 0  | 0   | 2.3 | 4   | 0  | 1 | 1  | 0   | 5   | 15  | 15.8 |      |
| at Texas A&M      | 01/05/19 | *  | 27  | 3   | 8   | .375 | 3    | 7   | .429 | 2    | 4   | .500  | 0    | 2  | 2   | 2.3 | 2   | 0  | 1 | 1  | 0   | 1   | 11  | 15.5 |      |
| FLORIDA           | 01/09/19 | *  | 35  | 2   | 10  | .200 | 2    | 9   | .222 | 0    | 1   | .000  | 0    | 3  | 3   | 2.4 | 2   | 0  | 3 | 3  | 1   | 1   | 6   | 14.8 |      |
| LSU               | 01/12/19 | *  | 34  | 2   | 5   | .400 | 0    | 1   | .000 | 1    | 2   | .500  | 2    | 3  | 5   | 2.5 | 4   | 0  | 2 | 2  | 0   | 1   | 5   | 14.1 |      |
| at Tennessee      | 01/15/19 | *  | 30  | 7   | 15  | .467 | 7    | 13  | .538 | 2    | 21  | 0.000 | 2    | 2  | 4   | 2.6 | 1   | 0  | 0 | 0  | 0   | 2   | 23  | 14.7 |      |
| at Ole Miss       | 01/19/19 | *  | 33  | 4   | 11  | .364 | 3    | 9   | .333 | 0    | 0   | .000  | 2    | 3  | 5   | 2.8 | 0   | 0  | 1 | 0  | 0   | 0   | 11  | 14.5 |      |
| MISSOURI          | 01/23/19 | *  | 33  | 8   | 13  | .615 | 7    | 12  | .583 | 0    | 0   | .000  | 0    | 1  | 1   | 2.7 | 2   | 0  | 2 | 2  | 0   | 3   | 23  | 14.9 |      |
| at Texas Tech     | 01/26/19 | *  | 29  | 1   | 6   | .167 | 0    | 5   | .000 | 3    | 31  | 0.000 | 0    | 0  | 0   | 2.5 | 2   | 0  | 1 | 1  | 0   | 2   | 5   | 14.4 |      |
| GEORGIA           | 01/29/19 | *  | 21  | 1   | 4   | .250 | 1    | 3   | .333 | 0    | 0   | .000  | 0    | 0  | 0   | 2.4 | 1   | 0  | 0 | 0  | 0   | 1   | 3   | 13.9 |      |
| at LSU            | 02/02/19 | *  | 34  | 6   | 13  | .462 | 4    | 8   | .500 | 2    | 3   | .667  | 0    | 3  | 3   | 2.4 | 2   | 0  | 2 | 1  | 0   | 1   | 18  | 14.0 |      |
| VANDERBILT        | 02/05/19 | *  | 34  | 6   | 11  | .545 | 6    | 10  | .600 | 0    | 0   | .000  | 1    | 3  | 4   | 2.5 | 2   | 0  | 5 | 0  | 0   | 0   | 18  | 14.2 |      |
| at South Carolina | 02/09/19 | *  | 29  | 4   | 11  | .364 | 3    | 9   | .333 | 0    | 0   | .000  | 1    | 2  | 3   | 2.5 | 2   | 0  | 0 | 0  | 1   | 2   | 11  | 14.1 |      |
| at Missouri       | 02/12/19 | *  | 32  | 6   | 11  | .545 | 4    | 9   | .444 | 1    | 2   | .500  | 0    | 4  | 4   | 2.6 | 1   | 0  | 0 | 1  | 0   | 2   | 17  | 14.2 |      |
| MISSISSIPPI STATE | 02/16/19 | *  | 28  | 2   | 6   | .333 | 1    | 5   | .200 | 0    | 0   | .000  | 0    | 2  | 2   | 2.6 | 4   | 0  | 3 | 3  | 0   | 2   | 5   | 13.8 |      |
| at Auburn         | 02/20/19 | *  | 37  | 5   | 18  | .278 | 4    | 14  | .286 | 0    | 0   | .000  | 1    | 1  | 2   | 2.5 | 1   | 0  | 1 | 1  | 0   | 1   | 14  | 13.8 |      |
| TEXAS A&M         | 02/23/19 | *  | 32  | 5   | 12  | .417 | 2    | 8   | .250 | 8    | 9   | .889  | 0    | 6  | 6   | 2.7 | 3   | 0  | 2 | 2  | 0   | 1   | 20  | 14.1 |      |
| at Kentucky       | 02/26/19 | *  | 34  | 6   | 10  | .600 | 5    | 7   | .714 | 2    | 21  | 0.000 | 0    | 1  | 1   | 2.6 | 1   | 0  | 3 | 2  | 0   | 1   | 19  | 14.3 |      |
| OLE MISS          | 03/02/19 | *  | 32  | 3   | 8   | .375 | 2    | 6   | .333 | 1    | 11  | 0.000 | 0    | 2  | 2   | 2.6 | 2   | 0  | 2 | 0  | 2   | 1   | 9   | 14.1 |      |
| at Vanderbilt     | 03/06/19 | *  | 20  | 4   | 7   | .571 | 4    | 6   | .667 | 0    | 0   | .000  | 0    | 2  | 2   | 2.6 | 3   | 0  | 1 | 1  | 0   | 1   | 12  | 14.0 |      |
| Totals            |          |    | 30  | 895 | 134 | 313  | .428 | 104 | 242  | .430 | 48  | 63    | .762 | 16 | 61  | 77  | 2.6 | 57 | 0 | 51 | 36  | 4   | 43  | 420  | 14.0 |

## ISAAH JOE CAREER STATISTICS

| Year    | GP | GS | Min | Avg  | FG  | FGA | Pct  | 3FG | 3FGA | Pct  | FT | FTA | Pct  | Off | Def | Tot | Avg | PF | FO | Ast | TO | Blk | Stl | Pts | Avg  |
|---------|----|----|-----|------|-----|-----|------|-----|------|------|----|-----|------|-----|-----|-----|-----|----|----|-----|----|-----|-----|-----|------|
| 2018-19 | 30 | 30 | 895 | 29.8 | 134 | 313 | .428 | 104 | 242  | .430 | 48 | 63  | .762 | 16  | 61  | 77  | 2.6 | 57 | 0  | 51  | 36 | 4   | 43  | 420 | 14.0 |



## • PERSONAL BESTS •

|  |  |
|--|--|
| <b>POINTS</b><br>Season: 34 vs. FIU (12/01/18)<br>Career: --                   | <b>SEC ONLY</b><br>23 (2x), last vs. Mizzou (01/23/19)<br>-- |
| <b>FG MADE</b><br>Season: 11 vs. FIU (12/01/18)<br>Career: --                  | <b>SEC ONLY</b><br>8 vs. Missouri (01/23/19)<br>--           |
| <b>FG ATTEMPTED</b><br>Season: 18 at Auburn (02/20/19)<br>Career: --           | <b>SEC ONLY</b><br>18 at Auburn (02/20/19)<br>--             |
| <b>3-POINT FG MADE</b><br>Season: 10 vs. FIU (12/01/18)<br>Career: --          | <b>SEC ONLY</b><br>7 (2x), last vs. Mizzou (01/23/19)<br>--  |
| <b>3-PT FG ATTEMPTS</b><br>Season: 14 at Auburn (02/20/19)<br>Career: --       | <b>SEC ONLY</b><br>14 at Auburn (02/20/19)<br>--             |
| <b>FT MADE</b><br>Season: 8 vs. Texas A&M (02/23/19)<br>Career: --             | <b>SEC ONLY</b><br>8 vs. Texas A&M (02/23/19)<br>--          |
| <b>FT ATTEMPTED</b><br>Season: 9 vs. Texas A&M (02/23/19)<br>Career: --        | <b>SEC ONLY</b><br>9 vs. Texas A&M (02/23/19)<br>--          |
| <b>REBOUNDS</b><br>Season: 6 vs. Texas A&M (02/23/19)<br>Career: --            | <b>SEC ONLY</b><br>6 vs. Texas A&M (02/23/19)<br>--          |
| <b>ASSISTS</b><br>Season: 5 (2x), last vs. Vanderbilt (02/05/19)<br>Career: -- | <b>SEC ONLY</b><br>5 vs. Vanderbilt (02/05/19)<br>--         |
| <b>STEALS</b><br>Season: 5 (2x), last vs. APSU (2/28/18)<br>Career: --         | <b>SEC ONLY</b><br>3 vs. Missouri (01/23/19)<br>--           |
| <b>BLOCKED SHOTS</b><br>Season: 2 vs. Ole Miss (03/02/19)<br>Career: --        | <b>SEC ONLY</b><br>2 vs. Ole Miss (03/02/19)<br>--           |
| <b>MINUTES</b><br>Season: 37 at Auburn (02/20/19)<br>Career: --                | <b>SEC ONLY</b><br>37 at Auburn (02/20/19)<br>--             |





## 2 ADRIO BAILEY

F, Jr., 6-6, 222 | Campti, La. / Lakeview HS

- Name is pronounced A-Dree-O (with a long "A" ... Like HAY)
- Voted team tri-captain for the 2018-19 season
- Represents Arkansas on the SEC Men's Basketball Leadership Council
- Second on the team with 94 deflections, including eight at Colorado State, seven versus FIU, six versus Western Kentucky and six at Vanderbilt.

### 2018-19 (Jr.) HIGHLIGHTS:

- Set a career-highs in points (20), free throws made (9) and free throws attempted (11) in the win over UC Davis ... Helped put the game out of reach, scoring eight (with six free throws) inside the final five minutes during a 22-1 run ... Also attempted and later made his first career 3-pointer.
- Was perfect from the field (5-for-5) versus Montana State in scoring 10 points.
- Had season-high and tied career high with three steals versus UTA, adding 14 pts (making 6-of-8 FT) and 5 rebs.
- Posted a career-high eight rebounds at Colorado State, adding three assists and two blocked shots.
- Only made two baskets in eight minutes versus Austin Peay, but both were dunks to start second half and set the stage for a high-energy period.
- Versus LSU, scored eight points and had three assists, tying a career high ... Had a big two-minute spurt in the second half when LSU threatened to take complete control of the game, Bailey scored six points and had two rebounds to keep the Tigers within striking distance with 11 minutes to left in regulation.
- Took a career-high nine shots at #3 Tennessee, making three and scoring seven points.
- Scored eight points (3-of-4 shooting from the field and 2-of-4 from FT line) at #13 Texas Tech.
- Hit a 3-pointer in LSU win, just his second of the season – and second of his career – and added two steals.
- At South Carolina, scored six points and led the team in rebounds (6) and steals (3) ... Also set or tied SEC career highs in rebounds (6), steals (3), free throws made (2) and minutes (25).
- Perhaps had his best all-around game versus Mississippi State, especially versus SEC competition ... Was 4-of-6 from the field for eight points with four rebounds, in an SEC, career-high 27 minutes played.
- Led the team with four rebounds in the Ole Miss win.



## #2 ADRIO BAILEY 2018-19 GAME STATS

| Opponent          | Date     | GS | Min | FG  | FGA | Pct   | 3FG  | 3A | Pct  | FT   | FTA | Pct  | O    | D  | Tot | Avg | PF  | FO | A | TO | Blk | Stl | Pts | Avg  |     |
|-------------------|----------|----|-----|-----|-----|-------|------|----|------|------|-----|------|------|----|-----|-----|-----|----|---|----|-----|-----|-----|------|-----|
| vs Texas          | 11/09/18 | *  | 35  | 4   | 5   | .800  | 0    | 1  | .000 | 0    | 2   | .000 | 0    | 5  | 5   | 5.0 | 3   | 0  | 1 | 1  | 1   | 1   | 8   | 8.0  |     |
| UC DAVIS          | 11/12/18 | *  | 26  | 5   | 8   | .625  | 1    | 2  | .500 | 9    | 11  | .818 | 0    | 4  | 4   | 4.5 | 2   | 0  | 2 | 0  | 0   | 2   | 20  | 14.0 |     |
| INDIANA           | 11/18/18 | *  | 25  | 2   | 7   | .286  | 0    | 1  | .000 | 0    | 0   | .000 | 0    | 1  | 1   | 3.3 | 3   | 0  | 1 | 0  | 1   | 0   | 4   | 10.7 |     |
| MONTANA STATE     | 11/21/18 | *  | 19  | 5   | 5   | 1.000 | 0    | 0  | .000 | 0    | 0   | .000 | 2    | 1  | 3   | 3.3 | 4   | 0  | 2 | 0  | 1   | 0   | 10  | 10.5 |     |
| UT ARLINGTON      | 11/23/18 | *  | 24  | 4   | 6   | .667  | 0    | 0  | .000 | 6    | 8   | .750 | 2    | 3  | 5   | 3.6 | 2   | 0  | 1 | 1  | 2   | 3   | 14  | 11.2 |     |
| FIU               | 12/01/18 | *  | 16  | 4   | 6   | .667  | 0    | 0  | .000 | 2    | 4   | .500 | 0    | 5  | 5   | 3.8 | 5   | 1  | 1 | 0  | 4   | 1   | 10  | 11.0 |     |
| at Colorado State | 12/05/18 | *  | 28  | 5   | 7   | .714  | 0    | 0  | .000 | 0    | 2   | .000 | 2    | 6  | 8   | 4.4 | 1   | 0  | 3 | 2  | 2   | 1   | 10  | 10.9 |     |
| WESTERN KENTUCKY  | 12/08/18 | *  | 26  | 0   | 4   | .000  | 0    | 0  | .000 | 0    | 2   | .000 | 1    | 4  | 5   | 4.5 | 4   | 0  | 0 | 1  | 1   | 0   | 0   | 9.5  |     |
| vs UTSA           | 12/15/18 | *  | 13  | 1   | 5   | .200  | 0    | 0  | .000 | 0    | 0   | .000 | 0    | 3  | 3   | 4.3 | 4   | 0  | 0 | 2  | 2   | 0   | 2   | 8.7  |     |
| GEORGIA TECH      | 12/19/18 | *  | 11  | 0   | 4   | .000  | 0    | 0  | .000 | 0    | 0   | .000 | 2    | 0  | 2   | 4.1 | 1   | 0  | 1 | 0  | 1   | 0   | 0   | 7.8  |     |
| TEXAS STATE       | 12/22/18 |    | 11  | 0   | 3   | .000  | 0    | 1  | .000 | 0    | 0   | .000 | 1    | 2  | 3   | 4.0 | 3   | 0  | 0 | 2  | 0   | 0   | 0   | 7.1  |     |
| AUSTIN PEAY       | 12/28/18 | *  | 8   | 2   | 3   | .667  | 0    | 0  | .000 | 1    | 2   | .500 | 0    | 1  | 1   | 3.8 | 3   | 0  | 0 | 1  | 0   | 0   | 5   | 6.9  |     |
| at Texas A&M      | 01/05/19 | *  | 25  | 2   | 7   | .286  | 0    | 0  | .000 | 1    | 3   | .333 | 2    | 3  | 5   | 3.8 | 1   | 0  | 0 | 0  | 0   | 0   | 5   | 6.8  |     |
| FLORIDA           | 01/09/19 | *  | 21  | 2   | 8   | .250  | 0    | 0  | .000 | 0    | 0   | .000 | 1    | 4  | 5   | 3.9 | 3   | 0  | 0 | 0  | 1   | 2   | 4   | 6.6  |     |
| LSU               | 01/12/19 | *  | 15  | 3   | 7   | .429  | 0    | 0  | .000 | 2    | 21  | .000 | 1    | 2  | 3   | 3.9 | 0   | 0  | 3 | 0  | 1   | 0   | 8   | 6.7  |     |
| at Tennessee      | 01/15/19 | *  | 25  | 3   | 9   | .333  | 0    | 0  | .000 | 1    | 2   | .500 | 1    | 1  | 2   | 3.8 | 5   | 1  | 0 | 5  | 0   | 0   | 7   | 6.7  |     |
| at Ole Miss       | 01/19/19 |    | 10  | 2   | 4   | .500  | 0    | 0  | .000 | 0    | 0   | .000 | 1    | 1  | 2   | 3.6 | 2   | 0  | 2 | 0  | 0   | 0   | 4   | 6.5  |     |
| MISSOURI          | 01/23/19 | *  | 8   | 0   | 2   | .000  | 0    | 0  | .000 | 1    | 2   | .500 | 0    | 0  | 0   | 3.4 | 2   | 0  | 0 | 0  | 0   | 0   | 1   | 6.2  |     |
| at Texas Tech     | 01/26/19 | *  | 24  | 3   | 4   | .750  | 0    | 0  | .000 | 2    | 4   | .500 | 0    | 2  | 2   | 3.4 | 0   | 0  | 1 | 1  | 0   | 2   | 8   | 6.3  |     |
| GEORGIA           | 01/29/19 | *  | 16  | 4   | 7   | .571  | 0    | 0  | .000 | 0    | 0   | .000 | 0    | 2  | 2   | 3.3 | 4   | 0  | 0 | 0  | 0   | 0   | 8   | 6.4  |     |
| at LSU            | 02/02/19 | *  | 22  | 1   | 4   | .250  | 1    | 11 | .000 | 2    | 21  | .000 | 0    | 1  | 1   | 3.2 | 4   | 0  | 0 | 2  | 0   | 2   | 5   | 6.3  |     |
| VANDERBILT        | 02/05/19 | *  | 19  | 2   | 5   | .400  | 0    | 0  | .000 | 0    | 0   | .000 | 1    | 2  | 3   | 3.2 | 3   | 0  | 1 | 1  | 0   | 1   | 4   | 6.2  |     |
| at South Carolina | 02/09/19 | *  | 25  | 2   | 4   | .500  | 0    | 1  | .000 | 2    | 21  | .000 | 3    | 3  | 6   | 3.3 | 4   | 0  | 1 | 0  | 1   | 3   | 6   | 6.2  |     |
| at Missouri       | 02/12/19 | *  | 14  | 2   | 4   | .500  | 0    | 2  | .000 | 0    | 0   | .000 | 2    | 0  | 2   | 3.3 | 3   | 0  | 2 | 1  | 0   | 0   | 4   | 6.1  |     |
| MISSISSIPPI STATE | 02/16/19 | *  | 27  | 4   | 6   | .667  | 0    | 0  | .000 | 0    | 0   | .000 | 0    | 4  | 4   | 3.3 | 2   | 0  | 1 | 3  | 1   | 0   | 8   | 6.2  |     |
| at Auburn         | 02/20/19 | *  | 12  | 0   | 2   | .000  | 0    | 0  | .000 | 1    | 2   | .500 | 1    | 1  | 2   | 3.2 | 1   | 0  | 0 | 0  | 0   | 0   | 1   | 6.0  |     |
| TEXAS A&M         | 02/23/19 |    | 19  | 2   | 5   | .400  | 0    | 0  | .000 | 0    | 0   | .000 | 2    | 0  | 2   | 3.2 | 3   | 0  | 0 | 0  | 2   | 1   | 4   | 5.9  |     |
| at Kentucky       | 02/26/19 |    | 15  | 0   | 2   | .000  | 0    | 1  | .000 | 0    | 0   | .000 | 1    | 4  | 5   | 3.3 | 4   | 0  | 0 | 0  | 0   | 0   | 0   | 5.7  |     |
| OLE MISS          | 03/02/19 |    | 16  | 3   | 5   | .600  | 0    | 0  | .000 | 0    | 0   | .000 | 1    | 3  | 4   | 3.3 | 1   | 0  | 0 | 1  | 0   | 2   | 6   | 5.7  |     |
| at Vanderbilt     | 03/06/19 |    | 11  | 2   | 3   | .667  | 0    | 0  | .000 | 0    | 0   | .000 | 0    | 0  | 0   | 3.2 | 4   | 0  | 0 | 0  | 2   | 1   | 4   | 5.7  |     |
| Totals            |          |    | 24  | 566 | 69  | 151   | .457 | 2  | 10   | .200 | 30  | 50   | .600 | 27 | 68  | 95  | 3.2 | 81 | 2 | 22 | 25  | 21  | 24  | 170  | 5.7 |

## ADRIO BAILEY CAREER STATISTICS

| Year    | GP | GS | Min  | Avg  | FG  | FGA | Pct  | 3FG | 3FGA | Pct  | FT | FTA | Pct  | Off | Def | Tot | Avg | PF  | FO | Ass | TO | Blk | Stl | Pts | Avg |
|---------|----|----|------|------|-----|-----|------|-----|------|------|----|-----|------|-----|-----|-----|-----|-----|----|-----|----|-----|-----|-----|-----|
| 2016-17 | 27 | 2  | 200  | 7.4  | 22  | 39  | .564 | 0   | 0    | .000 | 6  | 19  | .316 | 13  | 22  | 35  | 1.3 | 29  | 0  | 7   | 11 | 7   | 14  | 50  | 1.9 |
| 2017-18 | 31 | 16 | 439  | 14.2 | 53  | 98  | .541 | 0   | 0    | .000 | 20 | 33  | .606 | 29  | 50  | 79  | 2.5 | 59  | 1  | 17  | 18 | 23  | 15  | 126 | 4.1 |
| 2018-19 | 30 | 24 | 566  | 18.9 | 69  | 151 | .457 | 2   | 10   | .200 | 30 | 50  | .600 | 27  | 68  | 95  | 3.2 | 81  | 2  | 22  | 25 | 21  | 24  | 170 | 5.7 |
| TOTAL   | 88 | 42 | 1205 | 13.7 | 144 | 288 | .500 | 2   | 10   | .200 | 56 | 102 | .549 | 69  | 140 | 209 | 2.4 | 169 | 3  | 46  | 54 | 51  | 53  | 346 | 3.9 |

### • PERSONAL BESTS •

| POINTS                                      | SEC ONLY                               |
|---|--|
| Season: 20 vs. UC Davis (11/12/18)          | 8 (3x), last vs. Miss State (02/16/19) |
| Career: 20 vs. UC Davis (11/12/18)          | 10 at Mississippi State (01/02/18)     |
| FG MADE                                     | SEC ONLY                               |
| Season: 5 (2x), last vs. MSU (11/21/18)     | 4 (2x), last vs. Miss State (02/16/19) |
| Career: 7 (2x), last vs. Samford (11/10/17) | 5 at Mississippi State (01/02/18)      |
| FG ATTEMPTED                                | SEC ONLY                               |
| Season: 9 at Tennessee (01/15/19)           | 9 at Tennessee (01/15/19)              |
| Season: 9 at Tennessee (01/15/19)           | 9 at Tennessee (01/15/19)              |
| 3-POINT FG MADE                             | SEC ONLY                               |
| Season: 1 (2x), last at LSU (02/02/19)      | 1 at LSU (02/02/19)                    |
| Career: 1 (2x), last at LSU (02/02/19)      | 1 at LSU (02/02/19)                    |
| 3-PT FG ATTEMPTS                            | SEC ONLY                               |
| Season: 2 vs. UC Davis (11/12/18)           | --                                     |
| Career: 2 vs. UC Davis (11/12/18)           | --                                     |
| FT MADE                                     | SEC ONLY                               |
| Season: 9 vs. UC Davis (11/12/18)           | 2 (3x), last at USC (02/09/19)         |
| Career: 9 vs. UC Davis (11/12/18)           | 2 (4x), last at USC (02/09/19)         |
| FT ATTEMPTED                                | SEC ONLY                               |
| Season: 11 vs. UC Davis (11/12/18)          | 3 at Texas A&M (01/05/19)              |
| Career: 11 vs. UC Davis (11/12/18)          | 6 vs. South Carolina (03/08/18)        |
| REBOUNDS                                    | SEC ONLY                               |
| Season: 8 at Colorado State (21/05/18)      | 6 at South Carolina (02/09/19)         |
| Career: 8 at Colorado State (21/05/18)      | 6 (2x), last at USC (02/09/19)         |
| ASSISTS                                     | SEC ONLY                               |
| Season: 3 (2x), last vs. LSU (01/12/19)     | 3 vs. LSU (01/12/19)                   |
| Career: 3 (3x), last at LSU (01/12/19)      | 3 (3x), last vs. LSU (01/12/19)        |
| STEALS                                      | SEC ONLY                               |
| Season: 3 (2x), last at USC (02/09/19)      | 3 at South Carolina (02/09/19)         |
| Career: 3 (4x), last at USC (02/09/19)      | 3 at South Carolina (02/09/19)         |
| BLOCKED SHOTS                               | SEC ONLY                               |
| Season: 4 vs. FIU (12/01/18)                | 2 at Vanderbilt (03/06/19)             |
| Career: 5 vs. North Carolina (11/24/17)     | 2 (2x), last at Vandv (03/06/19)       |
| MINUTES                                     | SEC ONLY                               |
| Season: 35 vs. Texas (11/09/18)             | 27 vs. Mississippi State (02/16/19)    |
| Career: 35 vs. Texas (11/09/18)             | 27 vs. Miss State (02/16/19)           |



## 5 JALEN HARRIS

G, RSo., 6-2, 166 | Wilson, N.C. / Word of God Christian Acad. / New Mexico

• Voted team tri-captain for the 2018-19 season.

### IN THE NCAA/SEC

- 8th in NCAA • 1st in the SEC in assist-to-turnover ratio (3.15) – 167 assists vs 53 turnovers
- 32nd in NCAA • 3rd in the SEC in total assists (167)
- 33rd in NCAA • 4th in the SEC in assists per game (5.6)
- Has five games with double-digit assists; 17 with at least five
- Has 15 games with 1 or fewer turnovers (seven with zero – eight with just one)

### 2018-19 (RSo.) HIGHLIGHTS:

- In games 5-11 of the season, had 56 assists with just five turnovers with four double-digit assist games.
- Run started by getting a then career-high 11 assists versus Montana State (with just one turnover) ... Added 11 points against the Bobcats for his **first career double-double**.
- Had 10 assists, with just one turnover, versus FIU.
- Dished out a **career-high 12 assists** at Colorado State (with just two turnovers) ... Also had career-high four steals.
- Scored 14 versus UTA (making career-highs 8-of-11 FT).
- Versus Western Kentucky, had seven assists and no turnovers in 37 minutes ... Added 13 points, four rebounds and two steals.
- Tallied second career **double-double**, getting 11 points and dishing out 10 assists – with zero turnovers – versus UTSA ... Made 7-of-8 from the free throw line.
- Had seven assists and just one turnover vs. Austin Peay ... Made just his second 3-pointer of the season, but it was huge to give Arkansas a 9-point lead with 1:48 left.
- Tied then career high with 15 points at Texas A&M ... Also his first time to lead the team in scoring ... Added nine assists with zero turnovers in 36 minutes of playing time.
- Had his fifth game with no turnovers, playing 32 minutes versus Missouri ... Handed out six assists, scored 10 points and had three steals.
- At #13 Texas Tech, scored 11 points and had three steals ... Made a basket between mid-court and top of the key to give Arkansas a 33-30 lead at the break.
- Had a career-high two blocked shots versus Georgia as Arkansas blocked 14 as a team ... Added 13 points.
- Scored a **career-high 17 points** at South Carolina, making 7-of-10 at the free throw line.
- At Missouri, had 10 assists with just one turnover, adding four rebounds.
- **Hit game-winning lay-up with 5.9 seconds left in a 74-73 win over Ole Miss** ... Scored 10 points (3-4 FG and 4-5 FT) ... Added nine assists with one turnover (called for a charge).



## #5 JALEN HARRIS 2018-19 GAME STATS

| Opponent          | Date     | GS | Min | FG  | FGA | Pct  | 3FG  | 3A | Pct   | FT   | FTA | Pct   | O    | D  | Tot | Avg | PF  | FO | A  | TO  | Blk | Stl | Pts | Avg  |     |
|-------------------|----------|----|-----|-----|-----|------|------|----|-------|------|-----|-------|------|----|-----|-----|-----|----|----|-----|-----|-----|-----|------|-----|
| vs Texas          | 11/09/18 | *  | 39  | 3   | 12  | .250 | 0    | 5  | 0.000 | 5    | 6   | .833  | 3    | 2  | 5   | 5.0 | 2   | 0  | 4  | 2   | 0   | 3   | 11  | 11.0 |     |
| UC DAVIS          | 11/12/18 | *  | 28  | 1   | 6   | .167 | 0    | 1  | 0.000 | 0    | 0   | .000  | 0    | 2  | 2   | 3.5 | 2   | 0  | 4  | 0   | 0   | 1   | 2   | 6.5  |     |
| INDIANA           | 11/18/18 | *  | 25  | 1   | 5   | .200 | 1    | 3  | .333  | 2    | 2   | 1.000 | 0    | 2  | 2   | 3.0 | 3   | 0  | 4  | 2   | 0   | 1   | 5   | 6.0  |     |
| MONTANA STATE     | 11/21/18 | *  | 25  | 4   | 7   | .571 | 1    | 3  | .333  | 2    | 21  | 0.000 | 0    | 2  | 2   | 2.8 | 2   | 0  | 11 | 1   | 0   | 0   | 11  | 7.3  |     |
| UT ARLINGTON      | 11/23/18 | *  | 31  | 3   | 6   | .500 | 0    | 1  | 0.000 | 8    | 11  | .727  | 0    | 3  | 3   | 2.8 | 1   | 0  | 6  | 1   | 0   | 0   | 14  | 8.6  |     |
| FIU               | 12/01/18 | *  | 26  | 2   | 6   | .333 | 0    | 1  | 0.000 | 5    | 6   | .833  | 0    | 3  | 3   | 2.8 | 2   | 0  | 10 | 1   | 0   | 0   | 9   | 8.7  |     |
| at Colorado State | 12/05/18 | *  | 32  | 4   | 8   | .500 | 0    | 2  | 0.000 | 0    | 0   | .000  | 1    | 4  | 5   | 3.1 | 2   | 0  | 12 | 2   | 0   | 4   | 8   | 8.6  |     |
| WESTERN KENTUCKY  | 12/08/18 | *  | 37  | 6   | 15  | .400 | 0    | 2  | 0.000 | 1    | 2   | .500  | 1    | 3  | 4   | 3.3 | 1   | 0  | 7  | 0   | 0   | 2   | 13  | 9.1  |     |
| vs UTSA           | 12/15/18 | *  | 34  | 2   | 9   | .222 | 0    | 3  | 0.000 | 7    | 8   | .875  | 0    | 2  | 2   | 3.1 | 2   | 0  | 10 | 0   | 0   | 0   | 11  | 9.3  |     |
| GEORGIA TECH      | 12/19/18 | *  | 31  | 3   | 7   | .429 | 0    | 3  | 0.000 | 1    | 11  | 0.000 | 0    | 3  | 3   | 3.1 | 4   | 0  | 4  | 2   | 0   | 1   | 7   | 9.1  |     |
| TEXAS STATE       | 12/22/18 | *  | 26  | 5   | 9   | .556 | 0    | 1  | 0.000 | 0    | 0   | 0.000 | 0    | 0  | 0   | 2.8 | 3   | 0  | 1  | 2   | 1   | 1   | 10  | 9.2  |     |
| AUSTIN PEAY       | 12/28/18 | *  | 26  | 1   | 5   | .200 | 1    | 2  | .500  | 4    | 6   | .667  | 1    | 2  | 3   | 2.8 | 2   | 0  | 7  | 1   | 0   | 2   | 7   | 9.0  |     |
| at Texas A&M      | 01/05/19 | *  | 36  | 4   | 9   | .444 | 1    | 3  | .333  | 6    | 11  | .545  | 0    | 3  | 3   | 2.8 | 2   | 0  | 9  | 0   | 0   | 0   | 15  | 9.5  |     |
| FLORIDA           | 01/09/19 | *  | 35  | 1   | 5   | .200 | 0    | 3  | 0.000 | 0    | 2   | 0.000 | 0    | 1  | 1   | 2.7 | 2   | 0  | 3  | 3   | 0   | 0   | 2   | 8.9  |     |
| LSU               | 01/12/19 | *  | 32  | 2   | 7   | .286 | 1    | 4  | .250  | 2    | 4   | .500  | 0    | 1  | 1   | 2.6 | 1   | 0  | 6  | 5   | 0   | 0   | 7   | 8.8  |     |
| at Tennessee      | 01/15/19 | *  | 28  | 3   | 7   | .429 | 0    | 1  | 0.000 | 0    | 2   | 0.000 | 1    | 2  | 3   | 2.6 | 1   | 0  | 5  | 4   | 0   | 1   | 6   | 8.6  |     |
| at Ole Miss       | 01/19/19 | *  | 30  | 1   | 4   | .250 | 1    | 3  | .333  | 0    | 0   | 0.000 | 1    | 5  | 6   | 2.8 | 1   | 0  | 7  | 4   | 0   | 1   | 3   | 8.3  |     |
| MISSOURI          | 01/23/19 | *  | 32  | 3   | 7   | .429 | 0    | 2  | 0.000 | 4    | 41  | 0.000 | 0    | 2  | 2   | 2.8 | 3   | 0  | 6  | 0   | 0   | 3   | 10  | 8.4  |     |
| at Texas Tech     | 01/26/19 | *  | 34  | 4   | 12  | .333 | 1    | 3  | .333  | 2    | 21  | 0.000 | 0    | 1  | 1   | 2.7 | 2   | 0  | 2  | 3   | 1   | 3   | 11  | 8.5  |     |
| GEORGIA           | 01/29/19 | *  | 33  | 4   | 12  | .333 | 0    | 2  | 0.000 | 5    | 7   | .714  | 1    | 2  | 3   | 2.7 | 3   | 0  | 1  | 0   | 2   | 1   | 13  | 8.8  |     |
| at LSU            | 02/02/19 | *  | 24  | 5   | 7   | .714 | 1    | 3  | .333  | 0    | 0   | 0.000 | 0    | 1  | 1   | 2.6 | 5   | 1  | 5  | 2   | 0   | 1   | 11  | 8.9  |     |
| VANDERBILT        | 02/05/19 | *  | 30  | 1   | 6   | .167 | 0    | 2  | 0.000 | 0    | 1   | 0.000 | 1    | 4  | 5   | 2.7 | 3   | 0  | 3  | 0   | 0   | 0   | 2   | 8.5  |     |
| at South Carolina | 02/09/19 | *  | 36  | 5   | 16  | .313 | 0    | 2  | 0.000 | 7    | 10  | .700  | 1    | 2  | 3   | 2.7 | 1   | 0  | 2  | 5   | 0   | 2   | 17  | 8.9  |     |
| at Missouri       | 02/12/19 | *  | 29  | 1   | 6   | .167 | 0    | 1  | 0.000 | 4    | 41  | 0.000 | 0    | 4  | 4   | 2.8 | 3   | 0  | 10 | 1   | 0   | 0   | 6   | 8.8  |     |
| MISSISSIPPI STATE | 02/16/19 | *  | 35  | 3   | 6   | .500 | 0    | 1  | 0.000 | 2    | 4   | .500  | 2    | 2  | 4   | 2.8 | 4   | 0  | 7  | 3   | 0   | 1   | 8   | 8.8  |     |
| at Auburn         | 02/20/19 | *  | 23  | 1   | 5   | .200 | 0    | 1  | 0.000 | 3    | 4   | .750  | 1    | 3  | 4   | 2.9 | 1   | 0  | 2  | 3   | 0   | 0   | 5   | 8.6  |     |
| TEXAS A&M         | 02/23/19 | *  | 34  | 1   | 5   | .200 | 0    | 3  | 0.000 | 0    | 2   | 0.000 | 0    | 0  | 0   | 2.8 | 4   | 0  | 3  | 3   | 0   | 0   | 2   | 8.4  |     |
| at Kentucky       | 02/26/19 | *  | 30  | 0   | 9   | .000 | 0    | 3  | 0.000 | 1    | 3   | .333  | 0    | 2  | 2   | 2.8 | 4   | 0  | 3  | 1   | 0   | 1   | 1   | 8.1  |     |
| OLE MISS          | 03/02/19 | *  | 28  | 3   | 4   | .750 | 0    | 0  | 0.000 | 4    | 5   | .800  | 0    | 1  | 1   | 2.7 | 3   | 0  | 9  | 1   | 0   | 0   | 10  | 8.2  |     |
| at Vanderbilt     | 03/06/19 | *  | 28  | 2   | 6   | .333 | 0    | 0  | 0.000 | 0    | 0   | 0.000 | 1    | 3  | 4   | 2.7 | 1   | 0  | 4  | 1   | 0   | 0   | 4   | 8.0  |     |
| Totals            |          |    | 30  | 917 | 79  | 228  | .346 | 8  | 64    | .125 | 75  | 109   | .688 | 15 | 67  | 82  | 2.7 | 70 | 1  | 167 | 53  | 4   | 29  | 241  | 8.0 |

## • PERSONAL BESTS •

| POINTS                                     | SEC ONLY                        |
|--|---------------------------------|
| Season: 17 at South Carolina (02/09/19)    | 17 at South Carolina (02/09/19) |
| Career: 17 at South Carolina (02/09/19)    | --                              |
| FG MADE                                    | SEC ONLY                        |
| Season: 6 vs Western Ky. (12/08/18)        | 5 (2x) last at USC (02/09/19)   |
| Career: 6 vs Western Ky. (12/08/18)        | --                              |
| FG ATTEMPTED                               | SEC ONLY                        |
| Season: 16 at South Carolina (02/09/19)    | 16 at South Carolina (02/09/19) |
| Career: 16 at South Carolina (02/09/19)    | --                              |
| 3-POINT FG MADE                            | SEC ONLY                        |
| Season: 1 (6x) last at LSU (02/02/19)      | 1 (4x), last at LSU (02/02/19)  |
| Career: 1 (13x), last at LSU (02/02/19)    | --                              |
| 3-PT FG ATTEMPTS                           | SEC ONLY                        |
| Season: 5 vs. Texas (11/09/18)             | 3 at Texas A&M (01/05/19)       |
| Career: 5 vs. Texas (11/09/18)             | --                              |
| FT MADE                                    | SEC ONLY                        |
| Season: 8 vs. UTA (11/23/18)               | 7 at South Carolina (02/09/19)  |
| Career: 8 vs. UTA (01/23/18)               | --                              |
| FT ATTEMPTED                               | SEC ONLY                        |
| Season: 11 (2x) last at TX A&M (01/05/19)  | 11 at Texas A&M (01/05/19)      |
| Career: 11 (2x), last at TX A&M (01/05/19) | --                              |
| REBOUNDS                                   | SEC ONLY                        |
| Season: 9 vs. FIU (12/01/18)               | 6 at Ole Miss (01/19/19)        |
| Career: 9 (2x), last vs. FIU (12/01/18)    | --                              |
| ASSISTS                                    | SEC ONLY                        |
| Season: 12 at Colorado State (12/05/18)    | 10 at Missouri (02/12/19)       |
| Career: 12 at Colorado State (12/05/18)    | --                              |
| STEALS                                     | SEC ONLY                        |
| Season: 4 at Colorado State (12/05/18)     | 3 vs. Missouri (01/23/19)       |
| Career: 4 at Colorado State (12/05/18)     | --                              |
| BLOCKED SHOTS                              | SEC ONLY                        |
| Season: 2 vs. Georgia (01/29/19)           | 2 vs. Georgia (01/29/19)        |
| Career: 2 vs. Georgia (01/29/19)           | --                              |
| MINUTES                                    | SEC ONLY                        |
| Season: 39 vs. Texas (11/09/18)            | 36 at Texas A&M (01/05/19)      |
| Career: 39 vs. Texas (11/09/18)            | --                              |

## JALEN HARRIS CAREER STATISTICS

| Year                             | GP | GS | Min  | Avg  | FG  | FGA | Pct  | 3FG | 3FGA | Pct  | FT  | FTA | Pct  | Off | Def | Tot | Avg | PF  | FO | Ast | TO | Blk | Stl | Pts | Avg |
|----------------------------------|----|----|------|------|-----|-----|------|-----|------|------|-----|-----|------|-----|-----|-----|-----|-----|----|-----|----|-----|-----|-----|-----|
| 2016-17 *                        | 31 | 18 | 639  | 20.6 | 47  | 107 | .439 | 7   | 27   | .259 | 38  | 51  | .745 | 2   | 54  | 56  | 1.8 | 64  | 0  | 72  | 40 | 3   | 25  | 139 | 4.5 |
| 2017-18 - Redshirted at Arkansas |    |    |      |      |     |     |      |     |      |      |     |     |      |     |     |     |     |     |    |     |    |     |     |     |     |
| 2018-19                          | 30 | 30 | 917  | 30.6 | 79  | 228 | .346 | 8   | 64   | .125 | 75  | 109 | .688 | 15  | 67  | 82  | 2.7 | 70  | 1  | 167 | 53 | 4   | 29  | 241 | 8.0 |
| TOTAL *                          | 61 | 48 | 1556 | 25.5 | 126 | 335 | .376 | 15  | 91   | .165 | 113 | 160 | .706 | 17  | 121 | 138 | 2.3 | 134 | 1  | 239 | 93 | 7   | 54  | 380 | 6.2 |

\* - 2016-17 stats from/including New Mexico





# 10 DANIEL GAFFORD

F, So., 6-11, 233 | El Dorado, Ark. / El Dorado HS

- KAREEM ABDUL-JABBAR AWARD TOP 10 FINALIST
- SPORTING NEWS MIDSEASON ALL-AMERICAN
- PRESEASON 1ST TEAM ALL-SEC (MEDIA AND COACHES)
- CONSENSUS NBA FIRST ROUND PICK IN 2019 MOCK DRAFTS
- Voted team tri-captain for 2018-19 ... Has 9 Double-Doubles and team is 7-2 in such games
- Team-best 145 deflections, including 10 at Colorado State, 9 vs. Austin Peay and 7 3 times.
- Only player to rank among SEC top 5 in rebs, scoring, blocks, FG%, off. rebs and def. rebs.

## IN THE NCAA/SEC

|                        |                                    |                        |                               |
|------------------------|------------------------------------|------------------------|-------------------------------|
| • 5th NCAA • 1st SEC   | Field goal percentage (.661)       | • 69th NCAA • 3rd SEC  | Rebounding (8.5)              |
| • 65th NCAA • 3rd SEC  | Double-Doubles (9)                 | • 34th NCAA • 3rd SEC  | Blocked shots per game (2.07) |
| • 74th NCAA • 2nd SEC  | Offensive Rebounds per game (2.77) | • 162nd NCAA • 4th SEC | Scoring (16.6)                |
| • 106th NCAA • 3rd SEC | Defensive Rebounds per game (5.73) |                        |                               |

## 2018-19 (So.) HIGHLIGHTS:

- Had a double-double in the opener versus Texas with 20 points and 12 rebounds, which tied a career high at the time.
- Named **SEC Player of the Week** thanks to his then-career high 27 points and then career-high 12 rebounds vs. Indiana ... Scored 19, second-half points while grabbing seven rebounds and getting two steals ... Was 9-for-10 shooting in the period while the rest of the team was just 5-of-23 and scored 16 points ... Three times in within the final 11 minutes, Indiana took a one-point lead and, each time, Gafford answered to put the Razorbacks back on top.
- Was 8-for-8 from the field versus Montana State (scoring 16 points) with seven rebounds ... Tied his own and others school record for best FG% in a game (8 attempts minimum).
- Registered third double-double -21 points and 12 rebounds - versus FIU, adding four blocked shots.
- Fourth double-double came versus UTSA, scoring 13 points with a **career-high 14 rebounds** ... Had 11 points and eight boards in the second half ... Added two blocked shots.
- Fifth double-double consisted of 19 points and 10 rebounds versus Texas State ... Added two blocked shots ... Made nine free throws and **set career high with 14 free throw attempts** ... **Also played a career-high 35 minutes**.
- For second straight game, had a double-double vs. Austin Peay (16 pts and 10 rebs) while once again playing career-high 35 minutes ... Also tied career high with three steals and added four blocked shots ... Overall, had nine deflections.
- Battled foul trouble at Texas A&M but still recorded his third straight double-double, getting 11 points and 11 rebounds.
- Scored a **career-high 32 points vs. LSU** on 14-of-19 shooting, including a dunk with 30 seconds left to force overtime.
- Posted eighth double-double versus Missouri (13 and 10) ... Had an off-balanced shot at the buzzer to cut deficit to two at halftime that spurred second-half comeback ... Played 35 minutes with zero fouls.
- Went 7-for-7 from the field at #13 Texas Tech and led the team in scoring (16) ... Battled foul trouble in the first half, played seven minutes with two points ... Played 19 minutes in second half and made all six FG.
- Scored a game-high 23 points at LSU, making 11-of-15 from the field ... Added eight rebounds, two blocked shots and two steals ... Scored 15 in the first half to lead the Razorbacks to a 45-41 advantage at the break.
- Had game-high 28 points vs. Vandy, making 9-of-14 FG and **career-high 10 free throws** (12 attempts) ... **Had three assists, career-high in SEC game** ... Added nine rebounds ... Scored first five points of second half.
- At Missouri, scored team's first 10 points and finished with 26 on 12-of-17 shooting ... Added eight rebounds and two blocked shots.
- Posted ninth double-double with 23 points and 13 rebounds in home loss to Texas A&M ... Was 5-of-5 from the field in the 2nd half ... 13 rebounds is second-best career total.
- At #4 Kentucky, scored 14 points with eight rebounds and two blocked shots ... Battled foul trouble in the first half and had seven rebounds in the second half, including five offensive boards
- Scored a game-high 20 with four blocked shots at Vanderbilt

## #10 DANIEL GAFFORD 2018-19 GAME STATS

| Opponent          | Date     | GS | Min | FG  | FGA | Pct   | 3FG  | 3A | Pct  | FT   | FTA | Pct  | O    | D  | Tot | Avg  | PF  | FO | A | TO | Blk | Stl | Pts | Avg  |      |
|-------------------|----------|----|-----|-----|-----|-------|------|----|------|------|-----|------|------|----|-----|------|-----|----|---|----|-----|-----|-----|------|------|
| vs Texas          | 11/09/18 | *  | 33  | 8   | 15  | .533  | 0    | 0  | .000 | 4    | 9   | .444 | 2    | 10 | 12  | 12.0 | 3   | 0  | 0 | 6  | 2   | 1   | 20  | 20.0 |      |
| UC DAVIS          | 11/12/18 | *  | 28  | 3   | 3   | 1.000 | 0    | 0  | .000 | 6    | 9   | .667 | 0    | 4  | 4   | 8.0  | 2   | 0  | 2 | 6  | 4   | 0   | 12  | 16.0 |      |
| INDIANA           | 11/18/18 | *  | 31  | 12  | 15  | .800  | 0    | 0  | .000 | 3    | 8   | .375 | 5    | 7  | 12  | 9.3  | 2   | 0  | 0 | 3  | 3   | 2   | 27  | 19.7 |      |
| MONTANA STATE     | 11/21/18 | *  | 23  | 8   | 8   | 1.000 | 0    | 0  | .000 | 0    | 2   | .000 | 2    | 5  | 7   | 8.8  | 2   | 0  | 0 | 2  | 1   | 1   | 16  | 18.8 |      |
| UT ARLINGTON      | 11/23/18 | *  | 23  | 6   | 10  | .600  | 0    | 0  | .000 | 9    | 10  | .900 | 2    | 3  | 5   | 8.0  | 4   | 0  | 0 | 1  | 0   | 2   | 21  | 19.2 |      |
| FIU               | 12/01/18 | *  | 23  | 9   | 12  | .750  | 0    | 0  | .000 | 5    | 8   | .625 | 4    | 8  | 12  | 8.7  | 4   | 0  | 0 | 3  | 4   | 1   | 23  | 19.8 |      |
| at Colorado State | 12/05/18 | *  | 22  | 5   | 12  | .417  | 0    | 0  | .000 | 2    | 4   | .500 | 3    | 6  | 9   | 8.7  | 2   | 0  | 3 | 1  | 3   | 1   | 12  | 18.7 |      |
| WESTERN KENTUCKY  | 12/08/18 | *  | 32  | 7   | 12  | .583  | 0    | 0  | .000 | 3    | 31  | .000 | 4    | 5  | 9   | 8.8  | 1   | 0  | 1 | 2  | 2   | 1   | 17  | 18.5 |      |
| vs UTSA           | 12/15/18 | *  | 29  | 4   | 6   | .667  | 0    | 0  | .000 | 5    | 8   | .625 | 2    | 12 | 14  | 9.3  | 0   | 0  | 0 | 4  | 2   | 1   | 13  | 17.9 |      |
| GEORGIA TECH      | 12/19/18 | *  | 32  | 6   | 9   | .667  | 0    | 0  | .000 | 2    | 4   | .500 | 3    | 5  | 8   | 9.2  | 5   | 1  | 3 | 3  | 3   | 1   | 14  | 17.5 |      |
| TEXAS STATE       | 12/22/18 | *  | 35  | 5   | 9   | .556  | 0    | 0  | .000 | 9    | 14  | .643 | 2    | 8  | 10  | 9.3  | 1   | 0  | 1 | 1  | 2   | 0   | 19  | 17.6 |      |
| AUSTIN PEAY       | 12/28/18 | *  | 35  | 7   | 10  | .700  | 0    | 0  | .000 | 2    | 4   | .500 | 4    | 6  | 10  | 9.3  | 3   | 0  | 0 | 2  | 4   | 3   | 16  | 17.5 |      |
| at Texas A&M      | 01/05/19 | *  | 25  | 5   | 11  | .455  | 0    | 0  | .000 | 1    | 2   | .500 | 6    | 5  | 11  | 9.5  | 4   | 0  | 1 | 1  | 1   | 0   | 11  | 17.0 |      |
| FLORIDA           | 01/09/19 | *  | 27  | 3   | 4   | .750  | 0    | 0  | .000 | 3    | 6   | .500 | 2    | 10 | 12  | 9.6  | 4   | 0  | 1 | 0  | 0   | 1   | 9   | 16.4 |      |
| LSU               | 01/12/19 | *  | 37  | 14  | 19  | .737  | 0    | 0  | .000 | 4    | 9   | .444 | 4    | 3  | 7   | 9.5  | 4   | 0  | 0 | 4  | 2   | 0   | 32  | 17.5 |      |
| at Tennessee      | 01/15/19 | *  | 20  | 4   | 6   | .667  | 0    | 0  | .000 | 2    | 4   | .500 | 3    | 4  | 7   | 9.3  | 5   | 1  | 0 | 2  | 0   | 2   | 10  | 17.0 |      |
| at Ole Miss       | 01/19/19 | *  | 31  | 2   | 6   | .333  | 0    | 0  | .000 | 5    | 6   | .833 | 0    | 10 | 10  | 9.4  | 2   | 0  | 1 | 5  | 2   | 1   | 9   | 16.5 |      |
| MISSOURI          | 01/23/19 | *  | 35  | 6   | 9   | .667  | 0    | 0  | .000 | 1    | 5   | .200 | 4    | 6  | 10  | 9.4  | 0   | 0  | 1 | 0  | 0   | 2   | 13  | 16.3 |      |
| at Texas Tech     | 01/26/19 | *  | 26  | 7   | 7   | 1.000 | 0    | 0  | .000 | 2    | 5   | .400 | 2    | 3  | 5   | 9.2  | 3   | 0  | 0 | 2  | 1   | 0   | 16  | 16.3 |      |
| GEORGIA           | 01/29/19 | *  | 22  | 3   | 4   | .750  | 0    | 0  | .000 | 5    | 7   | .714 | 1    | 4  | 5   | 9.0  | 3   | 0  | 2 | 3  | 4   | 0   | 11  | 16.1 |      |
| at LSU            | 02/02/19 | *  | 32  | 11  | 15  | .733  | 0    | 0  | .000 | 1    | 2   | .500 | 4    | 4  | 8   | 8.9  | 5   | 1  | 0 | 4  | 2   | 2   | 23  | 16.4 |      |
| VANDERBILT        | 02/05/19 | *  | 33  | 9   | 14  | .643  | 0    | 0  | .000 | 10   | 12  | .833 | 2    | 7  | 9   | 8.9  | 2   | 0  | 3 | 2  | 2   | 0   | 28  | 16.9 |      |
| at South Carolina | 02/09/19 | *  | 22  | 4   | 5   | .800  | 0    | 0  | .000 | 0    | 1   | .000 | 2    | 3  | 5   | 8.7  | 4   | 0  | 1 | 2  | 0   | 2   | 8   | 16.5 |      |
| at Missouri       | 02/12/19 | *  | 32  | 12  | 17  | .706  | 0    | 0  | .000 | 2    | 4   | .500 | 3    | 5  | 8   | 8.7  | 4   | 0  | 0 | 4  | 2   | 1   | 26  | 16.9 |      |
| MISSISSIPPI STATE | 02/16/19 | *  | 34  | 2   | 7   | .286  | 0    | 0  | .000 | 4    | 5   | .800 | 4    | 7  | 11  | 8.8  | 3   | 0  | 1 | 3  | 4   | 2   | 8   | 16.6 |      |
| at Auburn         | 02/20/19 | *  | 27  | 4   | 5   | .800  | 0    | 0  | .000 | 2    | 5   | .400 | 1    | 7  | 8   | 8.8  | 3   | 0  | 0 | 2  | 1   | 2   | 10  | 16.3 |      |
| TEXAS A&M         | 02/23/19 | *  | 29  | 9   | 14  | .643  | 0    | 0  | .000 | 5    | 7   | .714 | 6    | 7  | 13  | 8.9  | 1   | 0  | 0 | 4  | 3   | 0   | 23  | 16.6 |      |
| at Kentucky       | 02/26/19 | *  | 23  | 7   | 14  | .500  | 0    | 0  | .000 | 0    | 1   | .000 | 6    | 2  | 8   | 8.9  | 4   | 0  | 0 | 0  | 2   | 0   | 14  | 16.5 |      |
| OLE MISS          | 03/02/19 | *  | 28  | 7   | 9   | .778  | 0    | 0  | .000 | 3    | 8   | .375 | 0    | 2  | 2   | 8.7  | 1   | 0  | 0 | 1  | 2   | 0   | 17  | 16.5 |      |
| at Vanderbilt     | 03/06/19 | *  | 27  | 8   | 11  | .727  | 0    | 0  | .000 | 4    | 7   | .571 | 0    | 4  | 4   | 8.5  | 2   | 0  | 0 | 1  | 4   | 0   | 20  | 16.6 |      |
| Totals            |          |    | 30  | 856 | 197 | 298   | .661 | 0  | 0    | .000 | 104 | 179  | .581 | 83 | 172 | 255  | 8.5 | 83 | 3 | 21 | 74  | 62  | 29  | 498  | 16.6 |

## DANIEL GAFFORD CAREER STATISTICS

| Year    | GP | GS | Min  | Avg  | FG  | FGA | Pct  | 3FG | 3FGA | Pct  | FT  | FTA | Pct  | Off | Def | Tot | Avg | PF  | FO | Ass | TO  | Blk | Stl | Pts | Avg  |
|---------|----|----|------|------|-----|-----|------|-----|------|------|-----|-----|------|-----|-----|-----|-----|-----|----|-----|-----|-----|-----|-----|------|
| 2017-18 | 35 | 26 | 790  | 22.6 | 164 | 271 | .605 | 0   | 0    | .000 | 85  | 161 | .528 | 77  | 140 | 217 | 6.2 | 114 | 3  | 24  | 37  | 76  | 19  | 413 | 11.8 |
| 2018-19 | 30 | 30 | 856  | 28.5 | 197 | 298 | .661 | 0   | 0    | .000 | 104 | 179 | .581 | 83  | 172 | 255 | 8.5 | 83  | 3  | 21  | 74  | 62  | 29  | 498 | 16.6 |
| TOTAL   | 65 | 56 | 1646 | 25.3 | 361 | 569 | .634 | 0   | 0    | .000 | 189 | 340 | .556 | 160 | 312 | 472 | 7.3 | 197 | 6  | 45  | 111 | 138 | 48  | 911 | 14.0 |



## GAFFORD'S '18-19

### DOUBLE-DOUBLES (9)

| Opp          | Pts | Rebs |
|--------------|-----|------|
| vs. Texas    | 20  | 12   |
| Indiana      | 27  | 12   |
| FIU          | 23  | 12   |
| vs. UTSA     | 13  | 14   |
| Texas State  | 19  | 10   |
| Austin Peay  | 16  | 10   |
| at Texas A&M | 11  | 11   |
| Missouri     | 13  | 10   |
| Texas A&M    | 23  | 13   |

## PERSONAL BESTS

|   |   |
|---|---|
| <b>POINTS</b><br>Season: 32 vs. LSU (01/12/19)<br>Career: 32 vs. LSU (01/12/19)                                   | <b>SEC ONLY</b><br>32 vs. LSU (01/12/19)<br>32 vs. LSU (01/12/19)                         |
| <b>FG MADE</b><br>Season: 14 vs. LSU (01/12/19)<br>Career: 14 vs. LSU (01/12/19)                                  | <b>SEC ONLY</b><br>14 vs. LSU (01/12/19)<br>14 vs. LSU (01/12/19)                         |
| <b>FG ATTEMPTED</b><br>Season: 19 vs. LSU (01/12/19)<br>Career: 19 vs. LSU (01/12/19)                             | <b>SEC ONLY</b><br>19 vs. LSU (01/12/19)<br>19 vs. LSU (01/12/19)                         |
| <b>3-POINT FG MADE</b><br>Season: --<br>Career: --  | <b>SEC ONLY</b><br>--<br>--   |
| <b>3-PT FG ATTEMPTS</b><br>Season: --<br>Career: --   | <b>SEC ONLY</b><br>--<br>--   |
| <b>FT MADE</b><br>Season: 10 vs. Vanderbilt (02/05/19)<br>Career: 10 vs. Vanderbilt (02/05/19)                    | <b>SEC ONLY</b><br>10 vs. Vanderbilt (02/05/19)<br>10 vs. Vanderbilt (02/05/19)           |
| <b>FT ATTEMPTED</b><br>Season: 14 vs. Texas State (12/22/18)<br>Career: 14 vs. Texas State (12/22/18)             | <b>SEC ONLY</b><br>12 vs. Vanderbilt (02/05/19)<br>12 vs. Vanderbilt (02/05/19)           |
| <b>REBOUNDS</b><br>Season: 14 vs. UTSA (12/15/18)<br>Career: 14 vs. UTSA (12/15/18)                               | <b>SEC ONLY</b><br>12 vs. Florida (01/05/19)<br>12 vs. Florida (01/05/19)                 |
| <b>ASSISTS</b><br>Season: 3 (2x), last vs. Vanderbilt (02/05/19)<br>Career: 4 vs. Oral Roberts (12/19/17)         | <b>SEC ONLY</b><br>3 vs. Vanderbilt (02/05/19)<br>3 vs. Vanderbilt (02/05/19)             |
| <b>STEALS</b><br>Season: 3 vs. Austin Peay (12/28/18)<br>Career: 3 (2x), last vs. APSU (12/28/18)                 | <b>SEC ONLY</b><br>2 (5x), last vs. Miss State (02/16/19)<br>3 vs. Ole Miss (01/20/18)    |
| <b>BLOCKED SHOTS</b><br>Season: 4 (3x), last vs. Georgia (01/29/19)<br>Career: 7 (2x), last vs. Auburn (02/27/18) | <b>SEC ONLY</b><br>4 (3x), last at Vandy (03/06/19)<br>7 (2x), last vs. Auburn (02/27/18) |
| <b>MINUTES</b><br>Season: 37 vs. LSU (01/12/19)<br>Career: 37 vs. LSU (01/12/19)                                  | <b>SEC ONLY</b><br>37 vs. LSU (01/12/19)<br>37 vs. LSU (01/12/19)                         |





# 11 KEYSHAWN EMBERY-SIMPSON

G, Fr., 6-3, 202 | Midwest City, Okla. / IMG (Fla.) Academy

- Among those without a start, leads team in minutes (15.2) and scoring (4.2) off the bench.
- At Texas Tech, was the first sub off the bench for the first time this season ... Including Texas Tech, has been first sub (solo or tied) in seven of the last 12 games.
- Had career-highs in points twice (at Ole Miss and at LSU) ... Hit a clutch 3-pointer with 14 seconds left to lift Razorbacks to win over Vanderbilt.

## 2018-19 (Fr.) HIGHLIGHTS:

- Scored seven points versus UC Davis, including five in the second half.
- Posted season highs versus FIU with three assists and three steals, while scoring seven points and adding three rebounds.
- Pumped in a then season-best 14 points at Colorado State, including eight in the first half to keep the Razorbacks in the lead while Daniel Gafford was on the bench in foul trouble ... Was 5-of-6 from the field, including 4-of-5 from 3-point range.
- Matched his then season high with 14 points versus Austin Peay ... All came in the second half - nine minutes of play ... More specifically, scored 12 points - including seven straight - during a 20-5 run to lead the Razorbacks to the win.
- At Ole Miss, scored a career-high 16 points - 12 in the second half.
- Only made one basket versus Missouri, but the banked 3-pointer gave team its first lead of the game, 30-29, with 2:10 left in the first half.
- Tied his career high with 16 points at LSU with career highs for field goals made (6) and 3-pointers made (4) ... Scored 13 of those in the first half, going 5-of-6 from the field and 3-of-3 from 3-point range ... Only made one basket in the second half but it came five second off the bench after he sat four minutes due to an injury to give Arkansas a 12-point lead with 8:57 left.
- Only scored five points versus Vanderbilt, but one of his two field goals made was huge ... The Commodores were up two (66-64) with 40 seconds left, Arkansas called timeout ... Embery-Simpson, who had been sitting on the bench for over four minutes due to injury, checked into the game during the stoppage and, 20 seconds later, hit the biggest shot of his young career to put his squad up one with 14 seconds left.
- Earned first "second-half start" at Auburn ... Tied career high with 22 minutes played.
- Only played eight minutes, but had two steals, tying a season-best in SEC play.



## #11 KEYSHAWN EMBERY-SIMPSON 2018-19 GAME STATS

| Opponent          | Date     | GS | Min | FG | FGA  | Pct  | 3FG | 3A   | Pct  | FT | FTA  | Pct  | O | D  | Tot | Avg | PF | FO | A  | TO | Blk | Stl | Pts | Avg |
|-------------------|----------|----|-----|----|------|------|-----|------|------|----|------|------|---|----|-----|-----|----|----|----|----|-----|-----|-----|-----|
| vs Texas          | 11/09/18 | 9  | 0   | 2  | .000 | 0    | 0   | .000 | 0    | 1  | .000 | 0    | 1 | 1  | 2   | 2.0 | 0  | 0  | 0  | 0  | 0   | 0   | 0   | 0.0 |
| UC DAVIS          | 11/12/18 | 18 | 2   | 6  | .333 | 1    | 4   | .250 | 2    | 21 | .000 | 0    | 0 | 0  | 1.0 | 1   | 0  | 1  | 0  | 0  | 2   | 7   | 3.5 |     |
| INDIANA           | 11/18/18 | 14 | 1   | 5  | .200 | 0    | 2   | .000 | 0    | 0  | .000 | 0    | 2 | 2  | 1.3 | 3   | 0  | 1  | 0  | 1  | 0   | 2   | 3.0 |     |
| MONTANA STATE     | 11/21/18 | 17 | 2   | 5  | .400 | 2    | 5   | .400 | 0    | 0  | .000 | 0    | 0 | 0  | 1.0 | 1   | 0  | 1  | 0  | 0  | 1   | 6   | 3.8 |     |
| UT ARLINGTON      | 11/23/18 | 18 | 0   | 5  | .000 | 0    | 4   | .000 | 2    | 21 | .000 | 0    | 3 | 3  | 1.4 | 1   | 0  | 0  | 1  | 0  | 0   | 2   | 3.4 |     |
| FIU               | 12/01/18 | 18 | 3   | 5  | .600 | 1    | 3   | .333 | 0    | 2  | .000 | 0    | 3 | 3  | 1.7 | 1   | 0  | 3  | 2  | 0  | 3   | 7   | 4.0 |     |
| at Colorado State | 12/05/18 | 16 | 5   | 6  | .833 | 4    | 5   | .800 | 0    | 0  | .000 | 1    | 1 | 2  | 1.7 | 2   | 0  | 2  | 0  | 0  | 1   | 14  | 5.4 |     |
| WESTERN KENTUCKY  | 12/08/18 | 8  | 0   | 2  | .000 | 0    | 2   | .000 | 0    | 0  | .000 | 0    | 0 | 0  | 1.5 | 2   | 0  | 0  | 1  | 0  | 0   | 0   | 4.8 |     |
| vs UTSA           | 12/15/18 | 11 | 0   | 2  | .000 | 0    | 2   | .000 | 2    | 4  | .500 | 0    | 0 | 0  | 1.3 | 2   | 0  | 0  | 1  | 1  | 0   | 2   | 4.4 |     |
| GEORGIA TECH      | 12/19/18 | 12 | 0   | 2  | .000 | 0    | 2   | .000 | 0    | 0  | .000 | 0    | 0 | 0  | 1.2 | 1   | 0  | 0  | 2  | 0  | 1   | 0   | 4.0 |     |
| TEXAS STATE       | 12/22/18 | 14 | 1   | 5  | .200 | 0    | 0   | .000 | 0    | 0  | .000 | 1    | 1 | 2  | 1.3 | 1   | 0  | 0  | 1  | 0  | 1   | 2   | 3.8 |     |
| AUSTIN PEAY       | 12/28/18 | 13 | 5   | 8  | .625 | 2    | 4   | .500 | 2    | 21 | .000 | 0    | 1 | 1  | 1.3 | 0   | 0  | 0  | 0  | 0  | 0   | 14  | 4.7 |     |
| at Texas A&M      | 01/05/19 | 14 | 0   | 4  | .000 | 0    | 3   | .000 | 0    | 0  | .000 | 0    | 2 | 2  | 1.3 | 0   | 0  | 0  | 1  | 0  | 1   | 0   | 4.3 |     |
| FLORIDA           | 01/09/19 | 11 | 0   | 4  | .000 | 0    | 2   | .000 | 0    | 0  | .000 | 1    | 2 | 3  | 1.4 | 0   | 0  | 0  | 0  | 0  | 1   | 0   | 4.0 |     |
| LSU               | 01/12/19 | 12 | 1   | 4  | .250 | 0    | 3   | .000 | 0    | 0  | .000 | 0    | 0 | 0  | 1.3 | 3   | 0  | 2  | 0  | 0  | 2   | 2   | 3.9 |     |
| at Tennessee      | 01/15/19 | 20 | 1   | 5  | .200 | 1    | 4   | .250 | 0    | 0  | .000 | 0    | 0 | 0  | 1.3 | 3   | 0  | 3  | 1  | 0  | 1   | 3   | 3.8 |     |
| at Ole Miss       | 01/19/19 | 20 | 5   | 8  | .625 | 2    | 5   | .400 | 4    | 5  | .800 | 1    | 0 | 1  | 1.2 | 1   | 0  | 0  | 0  | 0  | 1   | 16  | 4.5 |     |
| MISSOURI          | 01/23/19 | 14 | 1   | 4  | .250 | 1    | 2   | .500 | 2    | 21 | .000 | 0    | 1 | 1  | 1.2 | 0   | 0  | 2  | 1  | 0  | 0   | 5   | 4.6 |     |
| at Texas Tech     | 01/26/19 | 26 | 1   | 5  | .200 | 0    | 3   | .000 | 3    | 4  | .750 | 0    | 1 | 1  | 1.2 | 3   | 0  | 1  | 1  | 0  | 2   | 5   | 4.6 |     |
| GEORGIA           | 01/29/19 | 16 | 0   | 4  | .000 | 0    | 3   | .000 | 0    | 0  | .000 | 0    | 3 | 3  | 1.3 | 0   | 0  | 1  | 0  | 0  | 0   | 0   | 4.4 |     |
| at LSU            | 02/02/19 | 22 | 6   | 9  | .667 | 4    | 6   | .667 | 0    | 0  | .000 | 0    | 2 | 2  | 1.3 | 1   | 0  | 2  | 0  | 0  | 0   | 16  | 4.9 |     |
| VANDERBILT        | 02/05/19 | 14 | 2   | 5  | .400 | 1    | 2   | .500 | 0    | 0  | .000 | 0    | 1 | 1  | 1.3 | 1   | 0  | 0  | 0  | 0  | 0   | 5   | 4.9 |     |
| at South Carolina | 02/09/19 | 15 | 2   | 6  | .333 | 0    | 3   | .000 | 0    | 0  | .000 | 0    | 1 | 1  | 1.3 | 2   | 0  | 0  | 0  | 0  | 1   | 4   | 4.9 |     |
| at Missouri       | 02/12/19 | 18 | 1   | 3  | .333 | 0    | 2   | .000 | 1    | 2  | .500 | 1    | 1 | 2  | 1.3 | 1   | 0  | 0  | 0  | 0  | 1   | 3   | 4.8 |     |
| MISSISSIPPI STATE | 02/16/19 | 17 | 1   | 4  | .250 | 1    | 3   | .333 | 0    | 0  | .000 | 0    | 0 | 0  | 1.3 | 1   | 0  | 0  | 1  | 0  | 1   | 3   | 4.7 |     |
| at Auburn         | 02/20/19 | 22 | 1   | 6  | .167 | 0    | 3   | .000 | 0    | 0  | .000 | 1    | 1 | 2  | 1.3 | 2   | 0  | 2  | 2  | 0  | 0   | 2   | 4.6 |     |
| TEXAS A&M         | 02/23/19 | 9  | 1   | 2  | .500 | 1    | 2   | .500 | 0    | 0  | .000 | 0    | 0 | 0  | 1.3 | 2   | 0  | 0  | 1  | 0  | 0   | 3   | 4.6 |     |
| at Kentucky       | 02/26/19 | 8  | 0   | 1  | .000 | 0    | 0   | .000 | 0    | 0  | .000 | 0    | 0 | 0  | 1.2 | 0   | 0  | 0  | 0  | 0  | 2   | 0   | 4.4 |     |
| OLE MISS          | 03/02/19 | 10 | 0   | 2  | .000 | 0    | 2   | .000 | 0    | 0  | .000 | 2    | 0 | 2  | 1.2 | 2   | 0  | 0  | 3  | 0  | 0   | 0   | 4.2 |     |
| at Vanderbilt     | 03/06/19 | 20 | 2   | 3  | .667 | 0    | 1   | .000 | 0    | 0  | .000 | 0    | 0 | 0  | 1.2 | 1   | 0  | 1  | 1  | 0  | 2   | 4   | 4.2 |     |
| Totals            |          | 0  | 456 | 44 | 132  | .333 | 21  | 82   | .256 | 18 | 26   | .692 | 9 | 27 | 36  | 1.2 | 38 | 0  | 20 | 22 | 2   | 24  | 127 | 4.2 |

## KEYSHAWN EMBERY-SIMPSON CAREER STATISTICS

| Year    | GP | GS | Min | Avg  | FG | FGA | Pct  | 3FG | 3FGA | Pct  | FT | FTA | Pct  | Off | Def | Tot | Avg | PF | FO | Ast | TO | Blk | Stl | Pts | Avg |
|---------|----|----|-----|------|----|-----|------|-----|------|------|----|-----|------|-----|-----|-----|-----|----|----|-----|----|-----|-----|-----|-----|
| 2018-19 | 30 | 0  | 456 | 15.2 | 44 | 132 | .333 | 21  | 82   | .256 | 18 | 26  | .692 | 9   | 27  | 36  | 1.2 | 38 | 0  | 20  | 22 | 2   | 24  | 127 | 4.2 |

## • PERSONAL BESTS •

|  |   |
|--|---|
| <b>POINTS</b><br>Season: 16 (2x), last at LSU (02/02/19)<br>Career: --         | <b>SEC ONLY</b><br>16 (2x), last at LSU (02/02/19)<br>--    |
| <b>FG MADE</b><br>Season: 6 at LSU (02/02/19)<br>Career: --                    | <b>SEC ONLY</b><br>6 at LSU (02/02/19)<br>--                |
| <b>FG ATTEMPTED</b><br>Season: 9 at LSU (02/02/19)<br>Career: --               | <b>SEC ONLY</b><br>9 at LSU (02/02/19)<br>--                |
| <b>3-POINT FG MADE</b><br>Season: 4 (2x), last at LSU (02/02/19)<br>Career: -- | <b>SEC ONLY</b><br>4 at LSU (02/02/19)<br>--                |
| <b>3-PT FG ATTEMPTS</b><br>Season: 6 at LSU (02/02/19)<br>Career: --           | <b>SEC ONLY</b><br>6 at LSU (02/02/19)<br>--                |
| <b>FT MADE</b><br>Season: 4 at Ole Miss (01/19/19)<br>Career: --               | <b>SEC ONLY</b><br>4 at Ole Miss (01/19/19)<br>--           |
| <b>FT ATTEMPTED</b><br>Season: 5 at Ole Miss (01/19/19)<br>Career: --          | <b>SEC ONLY</b><br>5 at Ole Miss (01/19/19)<br>--           |
| <b>REBOUNDS</b><br>Season: 3 (4x) last vs. Georgia (01/29/19)<br>Career: --    | <b>SEC ONLY</b><br>3 (2x) last vs. Georgia (01/29/19)<br>-- |
| <b>ASSISTS</b><br>Season: 3 vs. FIU (12/01/18)<br>Career: --                   | <b>SEC ONLY</b><br>2 (2x), last vs. Mizzou (01/23/19)<br>-- |
| <b>STEALS</b><br>Season: 3 vs. FIU (12/01/18)<br>Career: --                    | <b>SEC ONLY</b><br>2 (3x), last at Vandy (03/06/19)<br>--   |
| <b>BLOCKED SHOTS</b><br>Season: 1 (2x), last vs. UTSA (12/15/18)<br>Career: -- | <b>SEC ONLY</b><br>--<br>--                                 |
| <b>MINUTES</b><br>Season: 22 (2x), last at Auburn (02/20/19)<br>Career: --     | <b>SEC ONLY</b><br>22 (2x), last at Auburn (02/20/19)<br>-- |



## 13 MASON JONES

G, So., 6-5, 207 | Desoto, Texas / Triple A Acad. / Connors State CC

- Reached double figures in 19 of 29 games ... Has led the team in scoring 9 times (team is 6-3):  
**UC Davis - 21 | Montana St. - 18 | Colorado State - 16 | Georgia Tech - 17**  
**Texas State - 21 | Florida - 30 | Georgia - 23 | Miss State - 30 | Ole Miss - 22**
- Has also led the team in assists 9 times:  
**Indiana - 7 | Ga Tech - 5 | Texas St - 4 | Florida - 3 | Tennessee - 6**  
**UGA - 4 | at USC - 4 | Texas A&M - 4 | at Vandy - 5**
- Has led the team in scoring and assists in the same game 4 times.
- Second on the team in scoring (14.1), rebounding (3.9), assists (85) and steals (30).**
- Clutch in the final seconds in 3x ... Vs. Indiana, made free throw with two seconds left for up one, made two free throws with seven seconds left for 69-66 lead (which was final score).



### 2018-19 (So.) HIGHLIGHTS:

- Led the team in scoring (21) and rebounds (8) in the UC Davis win ... 15 of those points came in the first half (5-of-6 FG - 4-5 3FG) ... 7 of his 8 boards came in the 2nd half.
- Hit (and then missed on purpose) the game-winning free throw versus Indiana with 2.5 seconds left ... Finished with 11 points, five rebounds and seven assists ... Was first Razorback since Jan. 2012 to play at least 35 minutes, have at least 7 assists and commit zero turnovers.
- Scored a team-best 18 points in the Montana State win, making 6-of-8 from the field (5-of-7 from 3-pt range) ... 16 of those points came in the first half.
- Posted first career double-double - 19 points and 10 rebounds - in the win over FIU ... Was 7-of-9 from free throw line.
- Led the team in scoring (16) at Colorado State ... Got Arkansas off to great start, hitting three, 3-pointers for a 12-2, finished with 16, first-half points.
- Led the team in scoring (17) and assists (5) versus Georgia Tech ... Added six rebounds, second-best on the team ... Tied his season-high with five 3-pointers made.
- Led the team in scoring (23), rebounds (6) and assists (4) versus Texas State ... Also had a career-high three steals.
- At Texas A&M, missed his first seven 3-pointers (and was 1-of-his-last-17 over 2 games) but had the confidence to still shoot late in the game ... In fact, made three straight from long range in the second half to give Arkansas a lead it would not relinquish.
- Scored a **career-high 30 points versus Florida** (team scored 51), making four 3-pointers and sinking 12-of-13 at the line ... Also tied for the team lead with three assists ... With Arkansas down 15 with six to play, Jones scored 11 in a 15-2 to get the Razorbacks to within two (53-51).
- Continued strong play vs. LSU, scoring 22 points and adding six rebounds ... Was 8-of-9 at the free throw line.
- Pumped in 18 at #3 Tennessee while tying for the team lead in rebounds (7) and leading the team with six assists.
- At Ole Miss, suffered through a 1-of-10 performance from the field (0-for-6 from 3-pt range), but had a blocked shot, two steals and a **team-best seven deflections**.
- Led the team in scoring (23), rebounds (6) and assists (4) in the win over Georgia ... Had 15 of team's 1st-half 31 points, including a 3-pointer to tie game with 23 second left in half.
- Only scored 10 points at LSU but the final two led team to a win over the #19 Tigers ... Down one, Jones hit a jumper in the lane with 22 seconds left for a 90-89 lead, which was the final.
- Sealed Vanderbilt win by making two free throws with seven seconds left to give Arkansas a 69-66 lead (which was final score).
- Scored 15 points and had team-high four assists at South Carolina ... Was 3-of-6 from 3-point range, the first of which gave Arkansas a triple its 1,000th-straight game.
- Tied career-high with 30 points versus Mississippi State** ... Tied career-high with five 3-pointers made.
- In the Ole Miss win, had a game-high 22 points, making 7-of-10 FG and 6-of-8 3-pointers ... 16 of those 22 came in the second half (5-of-7 FG - 4-of-5 3-pointers).
- Scored 16 at Vandy and set or tied SEC-bests with six rebounds, five assists and three steals.

## #13 MASON JONES 2018-19 GAME STATS

| Opponent          | Date     | GS | Min | FG  | FGA  | Pct  | 3FG | 3A   | Pct  | FT  | FTA   | Pct   | O  | D   | Tot | Avg | PF | FO | A  | TO | Blk | Stl | Pts  | Avg  |
|-------------------|----------|----|-----|-----|------|------|-----|------|------|-----|-------|-------|----|-----|-----|-----|----|----|----|----|-----|-----|------|------|
| vs Texas          | 11/09/18 | *  | 37  | 3   | 10   | .300 | 2   | 6    | .333 | 3   | 4     | .750  | 0  | 6   | 6   | 6.0 | 4  | 0  | 3  | 4  | 1   | 0   | 11   | 11.0 |
| UC DAVIS          | 11/12/18 | *  | 31  | 6   | 10   | .600 | 4   | 7    | .571 | 5   | 7     | .714  | 1  | 7   | 8   | 7.0 | 1  | 0  | 2  | 2  | 0   | 1   | 21   | 16.0 |
| INDIANA           | 11/18/18 | *  | 38  | 3   | 8    | .375 | 1   | 4    | .250 | 4   | 6     | .667  | 0  | 5   | 5   | 6.3 | 2  | 0  | 7  | 0  | 0   | 1   | 11   | 14.3 |
| MONTANA STATE     | 11/21/18 | *  | 21  | 6   | 8    | .750 | 5   | 7    | .714 | 1   | 2     | .500  | 0  | 3   | 3   | 5.5 | 2  | 0  | 3  | 3  | 0   | 2   | 18   | 15.3 |
| UT ARLINGTON      | 11/23/18 | *  | 25  | 0   | 5    | .000 | 0   | 3    | .000 | 4   | 4     | 1.000 | 1  | 4   | 5   | 5.4 | 4  | 0  | 0  | 2  | 0   | 0   | 4    | 13.0 |
| FIU               | 12/01/18 | *  | 25  | 5   | 8    | .625 | 2   | 4    | .500 | 7   | 9     | .778  | 1  | 9   | 10  | 6.2 | 3  | 0  | 3  | 3  | 0   | 2   | 19   | 14.0 |
| at Colorado State | 12/05/18 | *  | 29  | 5   | 10   | .500 | 4   | 8    | .500 | 2   | 2     | 1.000 | 0  | 4   | 4   | 5.9 | 2  | 0  | 4  | 0  | 0   | 1   | 16   | 14.3 |
| WESTERN KENTUCKY  | 12/08/18 | *  | 29  | 5   | 11   | .455 | 3   | 8    | .375 | 2   | 2     | 1.000 | 1  | 2   | 3   | 5.5 | 2  | 0  | 1  | 1  | 0   | 1   | 15   | 14.4 |
| vs UTSA           | 12/15/18 | *  | 27  | 2   | 7    | .286 | 0   | 2    | .000 | 2   | 2     | 1.000 | 0  | 4   | 4   | 5.3 | 5  | 1  | 3  | 3  | 0   | 0   | 6    | 13.4 |
| GEORGIA TECH      | 12/19/18 | *  | 35  | 5   | 15   | .333 | 5   | 13   | .385 | 2   | 2     | 1.000 | 3  | 3   | 6   | 5.4 | 1  | 0  | 5  | 2  | 0   | 2   | 17   | 13.8 |
| TEXAS STATE       | 12/22/18 | *  | 33  | 5   | 7    | .714 | 1   | 3    | .333 | 10  | 13    | .769  | 0  | 4   | 4   | 5.3 | 2  | 0  | 4  | 1  | 0   | 3   | 21   | 14.5 |
| AUSTIN PEAY       | 12/28/18 | *  | 30  | 1   | 10   | .100 | 0   | 3    | .000 | 0   | 0     | .000  | 2  | 1   | 3   | 5.1 | 2  | 0  | 4  | 1  | 0   | 0   | 2    | 13.4 |
| at Texas A&M      | 01/05/19 | *  | 24  | 3   | 11   | .273 | 3   | 11   | .273 | 0   | 0     | .000  | 0  | 5   | 5   | 5.1 | 3  | 0  | 3  | 1  | 0   | 0   | 9    | 13.1 |
| FLORIDA           | 01/09/19 | *  | 34  | 7   | 13   | .538 | 4   | 9    | .444 | 12  | 13    | .923  | 0  | 2   | 2   | 4.9 | 0  | 0  | 3  | 4  | 1   | 0   | 30   | 14.3 |
| LSU               | 01/12/19 | *  | 38  | 6   | 10   | .600 | 2   | 5    | .400 | 8   | 9     | .889  | 1  | 5   | 6   | 4.9 | 3  | 0  | 1  | 3  | 0   | 1   | 22   | 14.8 |
| at Tennessee      | 01/15/19 | *  | 33  | 7   | 16   | .438 | 2   | 8    | .250 | 2   | 3     | .667  | 2  | 5   | 7   | 5.1 | 2  | 0  | 6  | 3  | 0   | 1   | 18   | 15.0 |
| at Ole Miss       | 01/19/19 | *  | 31  | 1   | 10   | .100 | 0   | 6    | .000 | 3   | 4     | .750  | 1  | 1   | 2   | 4.9 | 2  | 0  | 2  | 1  | 1   | 2   | 5    | 14.4 |
| MISSOURI          | 01/23/19 | *  | 26  | 2   | 10   | .200 | 2   | 8    | .250 | 0   | 0     | .000  | 0  | 4   | 4   | 4.8 | 3  | 0  | 1  | 5  | 0   | 1   | 6    | 13.9 |
| at Texas Tech     | 01/26/19 | *  | 27  | 3   | 8    | .375 | 2   | 6    | .333 | 3   | 4     | .750  | 0  | 3   | 3   | 4.7 | 5  | 1  | 1  | 0  | 0   | 1   | 11   | 13.8 |
| GEORGIA           | 01/29/19 | *  | 32  | 8   | 14   | .571 | 2   | 7    | .286 | 5   | 6     | .833  | 0  | 6   | 6   | 4.8 | 4  | 0  | 4  | 0  | 1   | 1   | 23   | 14.3 |
| at LSU            | 02/02/19 | *  | 32  | 3   | 8    | .375 | 2   | 5    | .400 | 2   | 4     | .500  | 0  | 1   | 1   | 4.6 | 1  | 0  | 5  | 1  | 0   | 1   | 10   | 14.0 |
| VANDERBILT        | 02/05/19 | *  | 32  | 2   | 7    | .286 | 1   | 5    | .200 | 2   | 3     | .667  | 0  | 1   | 1   | 4.5 | 1  | 0  | 2  | 2  | 0   | 1   | 7    | 13.7 |
| at South Carolina | 02/09/19 | *  | 34  | 4   | 9    | .444 | 3   | 6    | .500 | 4   | 5     | .800  | 0  | 3   | 3   | 4.4 | 2  | 0  | 4  | 5  | 1   | 2   | 15   | 13.8 |
| at Missouri       | 02/12/19 | *  | 34  | 3   | 10   | .300 | 1   | 4    | .250 | 5   | 5     | 1.000 | 1  | 2   | 3   | 4.3 | 1  | 0  | 2  | 1  | 0   | 0   | 12   | 13.7 |
| MISSISSIPPI STATE | 02/16/19 | *  | 32  | 9   | 18   | .500 | 5   | 11   | .455 | 7   | 9     | .778  | 0  | 2   | 2   | 4.2 | 3  | 0  | 2  | 2  | 0   | 0   | 30   | 14.4 |
| at Auburn         | 02/20/19 | *  | 20  | 1   | 9    | .111 | 0   | 6    | .000 | 2   | 2     | 1.000 | 0  | 3   | 3   | 4.2 | 0  | 0  | 1  | 2  | 0   | 2   | 4    | 14.0 |
| TEXAS A&M         | 02/23/19 | 26 | 4   | 13  | .308 | 1    | 7   | .143 | 2    | 2   | 1.000 | 0     | 0  | 0   | 4.0 | 2   | 0  | 4  | 0  | 0  | 0   | 11  | 13.9 |      |
| at Kentucky       | 02/26/19 | 25 | 3   | 9   | .333 | 2    | 4   | .500 | 1    | 3   | .333  | 0     | 1  | 1   | 3.9 | 3   | 0  | 3  | 0  | 0  | 1   | 9   | 13.7 |      |
| OLE MISS          | 03/02/19 | 29 | 7   | 10  | .700 | 6    | 8   | .750 | 2    | 4   | .500  | 0     | 3  | 3   | 3.9 | 2   | 0  | 2  | 4  | 0  | 0   | 22  | 14.0 |      |
| at Vanderbilt     | 03/06/19 | 25 | 4   | 10  | .400 | 3    | 6   | .500 | 5    | 6   | .833  | 2     | 4  | 6   | 4.0 | 1   | 0  | 5  | 2  | 0  | 3   | 16  | 14.0 |      |
| Totals            |          | 26 | 894 | 123 | 304  | .405 | 68  | 190  | .358 | 107 | 135   | .793  | 16 | 103 | 119 | 4.0 | 68 | 2  | 90 | 58 | 5   | 30  | 421  | 14.0 |

## MASON JONES CAREER STATISTICS

| Year    | GP | GS | Min | Avg  | FG  | FGA | Pct  | 3FG | 3FGA | Pct  | FT  | FTA | Pct  | Off | Def | Tot | Avg | PF | FO | Ast | TO | Blk | Stl | Pts | Avg  |
|---------|----|----|-----|------|-----|-----|------|-----|------|------|-----|-----|------|-----|-----|-----|-----|----|----|-----|----|-----|-----|-----|------|
| 2018-19 | 30 | 26 | 894 | 29.8 | 123 | 304 | .405 | 68  | 190  | .358 | 107 | 135 | .793 | 16  | 103 | 119 | 4.0 | 68 | 2  | 90  | 58 | 5   | 30  | 421 | 14.0 |

### • PERSONAL BESTS •

|  |  |
|--|--|
| <b>POINTS</b><br>Season: 30 (2x), last vs. Miss State (02/16/19)<br>Career: -- | <b>SEC ONLY</b><br>30 (2x), last vs. Miss State (02/16/19)<br>-- |
| <b>FG MADE</b><br>Season: 9 vs Miss State (02/16/19)<br>Career: --             | <b>SEC ONLY</b><br>9 vs. Miss State (02/16/19)<br>--             |
| <b>FG ATTEMPTED</b><br>Season: 18 vs Miss State (02/16/19)<br>Career: --       | <b>SEC ONLY</b><br>18 vs. Miss State (02/16/19)<br>--            |
| <b>3-POINT FG MADE</b><br>Season: 6 vs. Ole Miss (03/02/19)<br>Career: --      | <b>SEC ONLY</b><br>6 vs. Ole Miss (03/02/19)<br>--               |
| <b>3-PT FG ATTEMPTS</b><br>Season: 13 vs GA Tech (12/19/18)<br>Career: --      | <b>SEC ONLY</b><br>11 (2x), last vs. Miss State (02/16/19)<br>-- |
| <b>FT MADE</b><br>Season: 12 vs. Florida (01/09/19)<br>Career: --              | <b>SEC ONLY</b><br>12 vs. Florida (01/09/19)<br>--               |
| <b>FT ATTEMPTED</b><br>Season: 13 (2x), last vs. Fla (01/09/19)<br>Career: --  | <b>SEC ONLY</b><br>13 vs. Florida (01/09/19)<br>--               |
| <b>REBOUNDS</b><br>Season: 10 vs. FIU (12/01/18)<br>Career: --                 | <b>SEC ONLY</b><br>6 (3x), last at Vandy (03/06/19)<br>--        |
| <b>ASSISTS</b><br>Season: 7 vs. Indiana (11/18/18)<br>Career: --               | <b>SEC ONLY</b><br>5 (3x), last at Vandy (03/06/19)<br>--        |
| <b>STEALS</b><br>Season: 3 (2x), last at Vandy (03/06/19)<br>Career: --        | <b>SEC ONLY</b><br>3 at Vanderbilt (03/06/19)<br>--              |
| <b>BLOCKED SHOTS</b><br>Season: 1 (5x), last at USC (02/09/19)<br>Career: --   | <b>SEC ONLY</b><br>1 (4x), last at USC (02/02/19)<br>--          |
| <b>MINUTES</b><br>Season: 38 (2x), last vs. LSU (01/12/19)<br>Career: --       | <b>SEC ONLY</b><br>38 vs. LSU (01/12/19)<br>--                   |




## 15 JONATHAN HOLMES

**G, Jr., 5-10, 190 | Columbia, Ill. / Columbia HS**

### 2018-19 (Jr.) HIGHLIGHTS:

- Fan favorite.
- Put on scholarship on Feb. 7, 2019 with the Twitter video getting nearly 1,800 likes and 55,000 media vies the night it was posted.
- Was the only player on the roster that had made a 3-pointer in an Arkansas uniform to start the season, hitting two last season.
- Hit a 3-pointer at Vanderbilt for Arkansas' final points.



## #15 JONATHAN HOLMES 2018-19 GAME STATS

| Opponent          | Date     | GS  | Min | FG | FGA | Pct   | 3FG | 3A | Pct   | FT | FTA | Pct  | O | D | Tot | Avg | PF | FO | A | TO | Blk | Stl | Pts | Avg |
|-------------------|----------|-----|-----|----|-----|-------|-----|----|-------|----|-----|------|---|---|-----|-----|----|----|---|----|-----|-----|-----|-----|
| vs Texas          | 11/09/18 | DNP |     |    |     |       |     |    |       |    |     |      |   |   |     |     |    |    |   |    |     |     |     |     |
| UC DAVIS          | 11/12/18 | DNP |     |    |     |       |     |    |       |    |     |      |   |   |     |     |    |    |   |    |     |     |     |     |
| INDIANA           | 11/18/18 | DNP |     |    |     |       |     |    |       |    |     |      |   |   |     |     |    |    |   |    |     |     |     |     |
| MONTANA STATE     | 11/21/18 | 3   |     | 0  | 3   | .000  | 0   | 2  | .000  | 0  | 0   | .000 | 0 | 0 | 0   | 0.0 | 1  | 0  | 0 | 0  | 0   | 0   | 0   | 0   |
| UT ARLINGTON      | 11/23/18 | 1   |     | 0  | 1   | .000  | 0   | 0  | .000  | 0  | 0   | .000 | 0 | 0 | 0   | 0.0 | 0  | 0  | 0 | 0  | 0   | 0   | 0   | 0   |
| FIU               | 12/01/18 | 3   |     | 0  | 1   | .000  | 0   | 1  | .000  | 0  | 0   | .000 | 0 | 0 | 0   | 0.0 | 0  | 0  | 0 | 0  | 0   | 0   | 0   | 0   |
| at Colorado State | 12/05/18 | DNP |     |    |     |       |     |    |       |    |     |      |   |   |     |     |    |    |   |    |     |     |     |     |
| WESTERN KENTUCKY  | 12/08/18 | DNP |     |    |     |       |     |    |       |    |     |      |   |   |     |     |    |    |   |    |     |     |     |     |
| vs UTSA           | 12/15/18 | DNP |     |    |     |       |     |    |       |    |     |      |   |   |     |     |    |    |   |    |     |     |     |     |
| GEORGIA TECH      | 12/19/18 | DNP |     |    |     |       |     |    |       |    |     |      |   |   |     |     |    |    |   |    |     |     |     |     |
| TEXAS STATE       | 12/22/18 | DNP |     |    |     |       |     |    |       |    |     |      |   |   |     |     |    |    |   |    |     |     |     |     |
| AUSTIN PEAY       | 12/28/18 | DNP |     |    |     |       |     |    |       |    |     |      |   |   |     |     |    |    |   |    |     |     |     |     |
| at Texas A&M      | 01/05/19 | DNP |     |    |     |       |     |    |       |    |     |      |   |   |     |     |    |    |   |    |     |     |     |     |
| FLORIDA           | 01/09/19 | DNP |     |    |     |       |     |    |       |    |     |      |   |   |     |     |    |    |   |    |     |     |     |     |
| LSU               | 01/12/19 | DNP |     |    |     |       |     |    |       |    |     |      |   |   |     |     |    |    |   |    |     |     |     |     |
| at Tennessee      | 01/15/19 | DNP |     |    |     |       |     |    |       |    |     |      |   |   |     |     |    |    |   |    |     |     |     |     |
| at Ole Miss       | 01/19/19 | DNP |     |    |     |       |     |    |       |    |     |      |   |   |     |     |    |    |   |    |     |     |     |     |
| MISSOURI          | 01/23/19 | DNP |     |    |     |       |     |    |       |    |     |      |   |   |     |     |    |    |   |    |     |     |     |     |
| at Texas Tech     | 01/26/19 | DNP |     |    |     |       |     |    |       |    |     |      |   |   |     |     |    |    |   |    |     |     |     |     |
| GEORGIA           | 01/29/19 | DNP |     |    |     |       |     |    |       |    |     |      |   |   |     |     |    |    |   |    |     |     |     |     |
| at LSU            | 02/02/19 | DNP |     |    |     |       |     |    |       |    |     |      |   |   |     |     |    |    |   |    |     |     |     |     |
| VANDERBILT        | 02/05/19 | DNP |     |    |     |       |     |    |       |    |     |      |   |   |     |     |    |    |   |    |     |     |     |     |
| at South Carolina | 02/09/19 | DNP |     |    |     |       |     |    |       |    |     |      |   |   |     |     |    |    |   |    |     |     |     |     |
| at Missouri       | 02/12/19 | DNP |     |    |     |       |     |    |       |    |     |      |   |   |     |     |    |    |   |    |     |     |     |     |
| MISSISSIPPI STATE | 02/16/19 | DNP |     |    |     |       |     |    |       |    |     |      |   |   |     |     |    |    |   |    |     |     |     |     |
| at Auburn         | 02/20/19 | DNP |     |    |     |       |     |    |       |    |     |      |   |   |     |     |    |    |   |    |     |     |     |     |
| TEXAS A&M         | 02/23/19 | DNP |     |    |     |       |     |    |       |    |     |      |   |   |     |     |    |    |   |    |     |     |     |     |
| at Kentucky       | 02/26/19 | DNP |     |    |     |       |     |    |       |    |     |      |   |   |     |     |    |    |   |    |     |     |     |     |
| OLE MISS          | 03/02/19 | DNP |     |    |     |       |     |    |       |    |     |      |   |   |     |     |    |    |   |    |     |     |     |     |
| at Vanderbilt     | 03/06/19 | 3   |     | 1  | 1   | 1.000 | 1   | 1  | 1.000 | 0  | 0   | .000 | 0 | 0 | 0   | 0.0 | 0  | 0  | 0 | 0  | 0   | 0   | 3   | 0.8 |
| Totals            |          | 0   | 10  | 1  | 6   | .167  | 1   | 4  | .250  | 0  | 0   | .000 | 0 | 0 | 0   | 0.0 | 1  | 0  | 0 | 0  | 0   | 0   | 3   | 0.8 |

### • PERSONAL BESTS •

|   |                                    |
|---|------------------------------------|
| <b>POINTS</b>                             | <b>SEC ONLY</b>                    |
| Season: 3 at Vanderbilt (03/06/19)        | 3 at Vanderbilt (03/06/19)         |
| Career: 3 (3x), last Vandy (03/02/18)     | 3 at Vanderbilt (03/06/19)         |
| <b>FG MADE</b>                            | <b>SEC ONLY</b>                    |
| Season: 1 at Vanderbilt (03/06/19)        | 1 at Vanderbilt (03/06/19)         |
| Career: 1 (8x), last at Vandy (03/06/19)  | 1 (2x), last at Vandy (03/06/19)   |
| <b>FG ATTEMPTED</b>                       | <b>SEC ONLY</b>                    |
| Season: 3 vs Montana State (11/21/18)     | --                                 |
| Career: 3 vs Montana State (11/21/18)     | 1 (5x), last vs. TX A&M (02/14/18) |
| <b>3-POINT FG MADE</b>                    | <b>SEC ONLY</b>                    |
| Season: 1 at Vanderbilt (03/06/19)        | 1 at Vanderbilt (03/06/19)         |
| Career: 1 (8x), last at Vandy (03/06/19)  | 1 at Vanderbilt (03/06/19)         |
| <b>3-PT FG ATTEMPTS</b>                   | <b>SEC ONLY</b>                    |
| Season: 2 vs Montana State (11/21/18)     | --                                 |
| Career: 2 vs. Austin Peay (12/03/16)      | 1 (2x), last at Vandy (03/06/19)   |
| <b>FT MADE</b>                            | <b>SEC ONLY</b>                    |
| Season: --                                | --                                 |
| Career: 1 vs. Samford (11/10/17)          | --                                 |
| <b>FT ATTEMPTED</b>                       | <b>SEC ONLY</b>                    |
| Season: --                                | --                                 |
| Career: 2 vs. Samford (11/10/17)          | --                                 |
| <b>REBOUNDS</b>                           | <b>SEC ONLY</b>                    |
| Season: --                                | --                                 |
| Career: 1 (4x), last vs. Vandy (02/10/18) | 1 vs. Vanderbilt (02/10/18)        |
| <b>ASSISTS</b>                            | <b>SEC ONLY</b>                    |
| Season: --                                | --                                 |
| Career: 1 vs. Samford (11/10/17)          | --                                 |
| <b>STEALS</b>                             | <b>SEC ONLY</b>                    |
| Season: --                                | --                                 |
| Career: 1 vs. Bucknell (11/12/17)         | --                                 |
| <b>BLOCKED SHOTS</b>                      | <b>SEC ONLY</b>                    |
| Season: --                                | --                                 |
| Career: --                                | --                                 |
| <b>MINUTES</b>                            | <b>SEC ONLY</b>                    |
| Season: 3 (3x) last at Vandy (03/02/19)   | 3 at Vanderbilt (03/06/19)         |
| Career: 4 vs. UConn (11/26/17)            | 3 at Vanderbilt (03/06/19)         |

## JONATHAN HOLMES CAREER STATISTICS

| Year    | GP | GS | Min | Avg | FG | FGA | Pct  | 3FG | 3FGA | Pct  | FT | FTA | Pct  | Off | Def | Tot | Avg | PF | FO | Ast | TO | Blk | Stl | Pts | Avg |
|---------|----|----|-----|-----|----|-----|------|-----|------|------|----|-----|------|-----|-----|-----|-----|----|----|-----|----|-----|-----|-----|-----|
| 2016-17 | 6  | 0  | 7   | 1.2 | 1  | 5   | .200 | 0   | 4    | .000 | 0  | 0   | .000 | 0   | 1   | 1   | 0.2 | 1  | 0  | 0   | 0  | 0   | 0   | 2   | 0.3 |
| 2017-18 | 11 | 0  | 18  | 1.6 | 6  | 15  | .400 | 2   | 6    | .333 | 1  | 2   | .500 | 2   | 1   | 3   | 0.3 | 1  | 0  | 1   | 2  | 0   | 1   | 15  | 1.4 |
| 2018-19 | 4  | 0  | 10  | 2.5 | 1  | 6   | .167 | 1   | 4    | .250 | 0  | 0   | .000 | 0   | 0   | 0   | 0.0 | 1  | 0  | 0   | 0  | 0   | 0   | 3   | 0.8 |
| TOTAL   | 21 | 0  | 35  | 1.7 | 8  | 26  | .308 | 3   | 14   | .214 | 1  | 2   | .500 | 2   | 2   | 4   | 0.2 | 3  | 0  | 1   | 2  | 0   | 1   | 20  | 1.0 |





## 22 GABE OSABUOHEN

F, So., 6-8, 221 | Toronto, Canada / Southwest Christian Acad. (Ark.)

• Pronounced Oh-sah-BOY-en.

• After getting 1st career "second-half" start at Auburn, **has started last four** ... Versus the Aggies, was 4-of-4 from the field (8 pts), adding two assists and two steals but only played 16 minutes due to foul trouble ... At Kentucky, had five rebounds, four assists, a blocked shot and took a charge ... Had four assists and three steals (two in the finale 23 seconds) with six deflections in Ole Miss win ... Scoreless at Vandy but led team in rebounds (7) and deflections (7)

• **Last five games, has 27 deflections including 7 at Vandy and 6 each vs A&M and Ole Miss.**

• Took three charges at LSU and **is second on the team with 22 charges taken** ... Also took three charges versus UT Arlington.

• First sub off the bench (solo or tied) in 17 of the first 26 games prior to his four starts.

• Praised by Coach Anderson for having a positive impact on the game in areas other than scoring ... High energy guy that gets deflections, takes charges and hits the boards.

### 2018-19 (So.) HIGHLIGHTS:

- Hit his first career 3-pointer versus Indiana (missing the five six of his career) at the first half drew to a close to give the Razorbacks a 38-35 lead.
- Took three charges versus UT Arlington.
- Perhaps best all-around game came versus Texas State ... In addition to drawing two charges and getting three deflections, hit his second career 3-pointer as the Hogs went on a 17-0 run ... Tied career high with five rebounds while handing out a career-high four assists.
- Set or tied then career highs in points (6), rebounds (7) and steals (2) at Texas A&M ... Also took a charge while playing 18 minutes, his most in an SEC game.
- Grabbed a career-best eight boards versus Florida.
- Was 5-of-7 at the free throw line at #3 Tennessee, both career highs.
- **Scored a career-high 13 points** at Ole Miss while taking two charges.
- Hit his third career 3-pointer at #13 Texas Tech as part of 8-0 run in the first half.
- Despite foul trouble, had a well-rounded game in Georgia win ... Drained a 3-pointer, took a charge and had three rebounds, three assists (most in SEC game) and career-high two blocked shots.
- Took three charges and drained a 3-pointers in the win at #19 LSU.
- Battled foul trouble vs. Vandy, but had a key steal late in the game that Coach Anderson said "was one of the biggest plays of the game."
- Started the second half at Auburn ... Had a career-high three steals.
- In Ole Miss win, tied career high with three steals, including two in the final minute to lift Arkansas to the win ... First led to jump ball and eventually Harris' game-winning layup with 5.9 seconds left ... Second steal came two seconds later to seal the win ... Added four assists and six deflections.
- Did not score at Vandy but once impacted the game ... First time in his career, led the team in rebounds (7) and had a team-best seven deflections, with three assists and two steals.



## #22 GABE OSABUOHEN 2018-19 GAME STATS

| Opponent          | Date       | GS | Min | FG | FGA   | Pct  | 3FG | 3A   | Pct  | FT | FTA  | Pct  | O  | D  | Tot | Avg | PF | FO | A  | TO | Blk | Stl | Pts | Avg |
|-------------------|------------|----|-----|----|-------|------|-----|------|------|----|------|------|----|----|-----|-----|----|----|----|----|-----|-----|-----|-----|
| vs Texas          | 11/09/18   | 11 | 0   | 4  | .000  | 0    | 1   | .000 | 1    | 2  | .500 | 2    | 1  | 3  | 3.0 | 1   | 0  | 0  | 1  | 1  | 0   | 1   | 1.0 |     |
| UC DAVIS          | 11/12/18   | 14 | 0   | 3  | .000  | 0    | 1   | .000 | 0    | 2  | .000 | 2    | 3  | 5  | 4.0 | 4   | 0  | 1  | 0  | 1  | 1   | 0   | 0.5 |     |
| INDIANA           | 11/18/18   | 10 | 2   | 3  | .667  | 1    | 11  | .000 | 0    | 0  | .000 | 0    | 0  | 0  | 2.7 | 2   | 0  | 2  | 4  | 0  | 1   | 5   | 2.0 |     |
| MONTANA STATE     | 11/21/18   | 12 | 2   | 5  | .400  | 0    | 2   | .000 | 2    | 21 | .000 | 1    | 1  | 2  | 2.5 | 2   | 0  | 1  | 0  | 0  | 2   | 6   | 3.0 |     |
| UT ARLINGTON      | 11/23/18   | 13 | 0   | 1  | .000  | 0    | 0   | .000 | 0    | 2  | .000 | 1    | 1  | 2  | 2.4 | 5   | 1  | 2  | 2  | 1  | 0   | 0   | 2.4 |     |
| FIU               | 12/01/18   | 19 | 1   | 4  | .250  | 0    | 1   | .000 | 1    | 4  | .250 | 1    | 4  | 5  | 2.8 | 4   | 0  | 1  | 1  | 1  | 1   | 3   | 2.5 |     |
| at Colorado State | 12/05/18   | 9  | 2   | 5  | .400  | 0    | 0   | .000 | 1    | 11 | .000 | 3    | 2  | 5  | 3.1 | 3   | 0  | 0  | 1  | 0  | 5   | 2.9 |     |     |
| WESTERN KENTUCKY  | 12/08/18   | 7  | 0   | 2  | .000  | 0    | 1   | .000 | 0    | 0  | .000 | 0    | 1  | 1  | 2.9 | 2   | 0  | 0  | 1  | 0  | 0   | 0   | 2.5 |     |
| vs UTSA           | 12/15/18   | 10 | 2   | 6  | .333  | 0    | 1   | .000 | 0    | 0  | .000 | 4    | 0  | 4  | 3.0 | 2   | 0  | 0  | 1  | 0  | 0   | 4   | 2.7 |     |
| GEORGIA TECH      | 12/19/18   | 10 | 0   | 0  | .000  | 0    | 0   | .000 | 2    | 21 | .000 | 1    | 1  | 2  | 2.9 | 2   | 0  | 0  | 0  | 0  | 0   | 2   | 2.6 |     |
| TEXAS STATE       | 12/22/18   | 22 | 1   | 3  | .333  | 1    | 11  | .000 | 1    | 4  | .250 | 3    | 2  | 5  | 3.1 | 2   | 0  | 4  | 2  | 0  | 0   | 4   | 2.7 |     |
| AUSTIN PEAY       | 12/28/18   | 10 | 0   | 2  | .000  | 0    | 0   | .000 | 1    | 2  | .500 | 2    | 0  | 2  | 3.0 | 1   | 0  | 3  | 0  | 0  | 1   | 1   | 2.6 |     |
| at Texas A&M      | 01/05/19   | 18 | 3   | 6  | .500  | 0    | 2   | .000 | 0    | 0  | .000 | 3    | 4  | 7  | 3.3 | 4   | 0  | 1  | 1  | 1  | 1   | 6   | 2.8 |     |
| FLORIDA           | 01/09/19   | 14 | 0   | 1  | .000  | 0    | 1   | .000 | 0    | 4  | .000 | 3    | 5  | 8  | 3.6 | 5   | 1  | 0  | 2  | 1  | 0   | 0   | 2.6 |     |
| LSU               | 01/12/19   | 12 | 0   | 2  | .000  | 0    | 1   | .000 | 0    | 0  | .000 | 0    | 0  | 0  | 3.4 | 3   | 0  | 1  | 0  | 0  | 1   | 0   | 2.5 |     |
| at Tennessee      | 01/15/19   | 10 | 0   | 0  | .000  | 0    | 0   | .000 | 5    | 7  | .714 | 0    | 1  | 1  | 3.3 | 5   | 1  | 0  | 2  | 0  | 0   | 5   | 2.6 |     |
| at Ole Miss       | 01/19/19   | 26 | 5   | 9  | .556  | 0    | 0   | .000 | 3    | 4  | .750 | 2    | 1  | 3  | 3.2 | 4   | 0  | 1  | 4  | 0  | 1   | 13  | 3.2 |     |
| MISSOURI          | 01/23/19   | 9  | 0   | 2  | .000  | 0    | 1   | .000 | 0    | 0  | .000 | 0    | 2  | 2  | 3.2 | 3   | 0  | 1  | 1  | 0  | 1   | 0   | 3.1 |     |
| at Texas Tech     | 01/26/19   | 14 | 1   | 3  | .333  | 1    | 11  | .000 | 0    | 0  | .000 | 1    | 1  | 2  | 3.1 | 1   | 0  | 0  | 3  | 0  | 0   | 3   | 3.1 |     |
| GEORGIA           | 01/29/19   | 16 | 1   | 2  | .500  | 1    | 2   | .500 | 0    | 1  | .000 | 0    | 3  | 3  | 3.1 | 1   | 0  | 3  | 0  | 2  | 2   | 3   | 3.1 |     |
| at LSU            | 02/02/19   | 16 | 1   | 2  | .500  | 1    | 11  | .000 | 0    | 0  | .000 | 0    | 3  | 3  | 3.1 | 5   | 1  | 6  | 1  | 0  | 1   | 3   | 3.0 |     |
| VANDERBILT        | 02/05/19   | 10 | 0   | 0  | .000  | 0    | 0   | .000 | 0    | 0  | .000 | 0    | 1  | 1  | 3.0 | 4   | 0  | 1  | 1  | 0  | 2   | 0   | 2.9 |     |
| at South Carolina | 02/09/19   | 20 | 0   | 3  | .000  | 0    | 1   | .000 | 0    | 0  | .000 | 1    | 1  | 2  | 3.0 | 2   | 0  | 1  | 0  | 0  | 1   | 0   | 2.8 |     |
| at Missouri       | 02/12/19   | 10 | 3   | 6  | .500  | 0    | 2   | .000 | 1    | 2  | .500 | 1    | 1  | 2  | 2.9 | 2   | 0  | 1  | 1  | 1  | 0   | 7   | 3.0 |     |
| MISSISSIPPI STATE | 02/16/19   | 8  | 0   | 1  | .000  | 0    | 0   | .000 | 0    | 0  | .000 | 2    | 0  | 2  | 2.9 | 3   | 0  | 0  | 3  | 0  | 0   | 0   | 2.8 |     |
| at Auburn         | 02/20/19   | 19 | 3   | 4  | .750  | 0    | 1   | .000 | 1    | 2  | .500 | 2    | 2  | 4  | 2.9 | 0   | 0  | 0  | 1  | 1  | 3   | 7   | 3.0 |     |
| TEXAS A&M         | 02/23/19 * | 16 | 4   | 4  | 1.000 | 0    | 0   | .000 | 0    | 1  | .000 | 0    | 0  | 0  | 2.8 | 4   | 0  | 2  | 0  | 0  | 2   | 8   | 3.2 |     |
| at Kentucky       | 02/26/19 * | 19 | 0   | 3  | .000  | 0    | 0   | .000 | 0    | 0  | .000 | 1    | 4  | 5  | 2.9 | 4   | 0  | 4  | 1  | 1  | 0   | 0   | 3.1 |     |
| OLE MISS          | 03/02/19 * | 19 | 1   | 4  | .250  | 0    | 0   | .000 | 0    | 0  | .000 | 0    | 1  | 1  | 2.8 | 2   | 0  | 4  | 1  | 0  | 3   | 2   | 3.0 |     |
| at Vanderbilt     | 03/06/19 * | 24 | 0   | 5  | .000  | 0    | 1   | .000 | 0    | 0  | .000 | 3    | 4  | 7  | 3.0 | 2   | 0  | 3  | 1  | 0  | 2   | 0   | 2.9 |     |
| Totals            |            | 4  | 427 | 32 | 95    | .337 | 5   | 23   | .217 | 19 | 42   | .452 | 39 | 50 | 89  | 3.0 | 84 | 4  | 43 | 35 | 12  | 26  | 88  | 2.9 |

## GABE OSABUOHEN CAREER STATISTICS

| Year    | GP | GS | Min | Avg  | FG | FGA | Pct  | 3FG | 3FGA | Pct  | FT | FTA | Pct  | Off | Def | Tot | Avg | PF  | FO | Ass | TO | Blk | Stl | Pts | Avg |
|---------|----|----|-----|------|----|-----|------|-----|------|------|----|-----|------|-----|-----|-----|-----|-----|----|-----|----|-----|-----|-----|-----|
| 2017-18 | 20 | 0  | 136 | 6.8  | 10 | 25  | .400 | 0   | 4    | .000 | 2  | 10  | .200 | 6   | 22  | 28  | 1.4 | 21  | 0  | 7   | 11 | 3   | 3   | 22  | 1.1 |
| 2018-19 | 30 | 4  | 427 | 14.2 | 32 | 95  | .337 | 5   | 23   | .217 | 19 | 42  | .452 | 39  | 50  | 89  | 3.0 | 84  | 4  | 43  | 35 | 12  | 26  | 88  | 2.9 |
| TOTAL   | 50 | 4  | 563 | 11.3 | 42 | 120 | .350 | 5   | 27   | .185 | 21 | 52  | .404 | 45  | 72  | 117 | 2.3 | 105 | 4  | 50  | 46 | 15  | 29  | 110 | 2.2 |

### • PERSONAL BESTS •

|  |                                      |
|--|--------------------------------------|
| <b>POINTS</b>                                | <b>SEC ONLY</b>                      |
| Season: 13 at Ole Miss (01/19/19)            | 13 at Ole Miss (01/19/19)            |
| Season: 13 at Ole Miss (01/19/19)            | 13 at Ole Miss (01/19/19)            |
| <b>FG MADE</b>                               | <b>SEC ONLY</b>                      |
| Season: 5 at Ole Miss (01/19/19)             | 5 at Ole Miss (01/19/19)             |
| Season: 5 at Ole Miss (01/19/19)             | 5 at Ole Miss (01/19/19)             |
| <b>FG ATTEMPTED</b>                          | <b>SEC ONLY</b>                      |
| Season: 9 at Ole Miss (01/19/19)             | 9 at Ole Miss (01/19/19)             |
| Season: 9 at Ole Miss (01/19/19)             | 9 at Ole Miss (01/19/19)             |
| <b>3-POINT FG MADE</b>                       | <b>SEC ONLY</b>                      |
| Season: 1 (5x), last at LSU (02/02/19)       | 1 (2x), last at LSU (02/02/19)       |
| Career: 1 (5x), last at LSU (02/02/19)       | 1 (2x), last at LSU (02/02/19)       |
| <b>3-PT FG ATTEMPTS</b>                      | <b>SEC ONLY</b>                      |
| Season: 2 (4x), last at Missouri (02/12/19)  | 2 (3x), last at Missouri (02/12/19)  |
| Career: 2 (4x), last at Missouri (02/12/19)  | 2 (3x), last at Missouri (02/12/19)  |
| <b>FT MADE</b>                               | <b>SEC ONLY</b>                      |
| Season: 5 at Tennessee (01/15/19)            | 5 at Tennessee (01/15/19)            |
| Season: 5 at Tennessee (01/15/19)            | 5 at Tennessee (01/15/19)            |
| <b>FT ATTEMPTED</b>                          | <b>SEC ONLY</b>                      |
| Season: 7 at Tennessee (01/15/19)            | 7 at Tennessee (01/15/19)            |
| Season: 7 at Tennessee (01/15/19)            | 7 at Tennessee (01/15/19)            |
| <b>REBOUNDS</b>                              | <b>SEC ONLY</b>                      |
| Season: 8 vs. Florida (01/09/19)             | 8 vs. Florida (01/09/19)             |
| Career: 8 vs. Florida (01/09/19)             | 8 vs. Florida (01/09/19)             |
| <b>ASSISTS</b>                               | <b>SEC ONLY</b>                      |
| Season: 6 at LSU (02/02/19)                  | 6 at LSU (02/02/19)                  |
| Career: 6 at LSU (02/02/19)                  | 6 at LSU (02/02/19)                  |
| <b>STEALS</b>                                | <b>SEC ONLY</b>                      |
| Season: 3 (2x), last vs. Ole Miss (03/02/19) | 3 (2x), last vs. Ole Miss (03/02/19) |
| Career: 3 (2x), last vs. Ole Miss (03/02/19) | 3 (2x), last vs. Ole Miss (03/02/19) |
| <b>BLOCKED SHOTS</b>                         | <b>SEC ONLY</b>                      |
| Season: 2 vs. Georgia (01/29/19)             | 2 vs. Georgia (01/29/19)             |
| Career: 2 vs. Georgia (01/29/19)             | 2 vs. Georgia (01/29/19)             |
| <b>MINUTES</b>                               | <b>SEC ONLY</b>                      |
| Season: 26 at Ole Miss (01/19/19)            | 26 at Ole Miss (01/19/19)            |
| Season: 26 at Ole Miss (01/19/19)            | 26 at Ole Miss (01/19/19)            |



## 24 ETHAN HENDERSON

F, Fr., 6-8, 210 | Little Rock, Ark. / Parkview Magnet HS

### 2018-19 (Fr.) HIGHLIGHTS:

- Had two rebounds and a blocked shot in eight minutes versus Montana State.
- Grabbed two rebounds and dished out first career assist in UTA win.
- Scored first points versus FIU, making a basket and a free throw, and had first steal.
- Saw his first action in eight games at #3 Tennessee and responded well .. Scored on an offensive put-back and had two steals in four minutes of action.
- Only played the final minute at Auburn, but had a block to tie for the team lead in the category.



## #24 ETHAN HENDERSON 2018-19 GAME STATS

| Opponent          | Date     | GS  | Min | FG | FGA | Pct   | 3FG | 3A | Pct  | FT | FTA | Pct  | O | D | Tot | Avg | PF | FO | A | TO | Blk | Stl | Pts | Avg |
|-------------------|----------|-----|-----|----|-----|-------|-----|----|------|----|-----|------|---|---|-----|-----|----|----|---|----|-----|-----|-----|-----|
| vs Texas          | 11/09/18 | DNP |     |    |     |       |     |    |      |    |     |      |   |   |     |     |    |    |   |    |     |     |     |     |
| UC DAVIS          | 11/12/18 | 2   |     | 0  | 0   | .000  | 0   | 0  | .000 | 0  | 0   | .000 | 0 | 0 | 0   | 0.0 | 1  | 0  | 0 | 1  | 0   | 0   | 0   | 0   |
| INDIANA           | 11/18/18 | DNP |     |    |     |       |     |    |      |    |     |      |   |   |     |     |    |    |   |    |     |     |     |     |
| MONTANA STATE     | 11/21/18 | 8   |     | 0  | 0   | .000  | 0   | 0  | .000 | 0  | 1   | .000 | 1 | 1 | 2   | 1.0 | 1  | 0  | 0 | 2  | 1   | 0   | 0   | 0   |
| UT ARLINGTON      | 11/23/18 | 2   |     | 0  | 0   | .000  | 0   | 0  | .000 | 0  | 0   | .000 | 0 | 2 | 2   | 1.3 | 1  | 0  | 1 | 0  | 0   | 0   | 0   | 0   |
| FIU               | 12/01/18 | 4   |     | 1  | 1   | 1.000 | 0   | 0  | .000 | 1  | 2   | .500 | 0 | 1 | 1   | 1.3 | 0  | 0  | 0 | 0  | 0   | 1   | 3   | 0.8 |
| at Colorado State | 12/05/18 | 2   |     | 0  | 0   | .000  | 0   | 0  | .000 | 0  | 0   | .000 | 0 | 0 | 0   | 1.0 | 0  | 0  | 0 | 0  | 0   | 0   | 0   | 0   |
| WESTERN KENTUCKY  | 12/08/18 | DNP |     |    |     |       |     |    |      |    |     |      |   |   |     |     |    |    |   |    |     |     |     |     |
| vs UTSA           | 12/15/18 | DNP |     |    |     |       |     |    |      |    |     |      |   |   |     |     |    |    |   |    |     |     |     |     |
| GEORGIA TECH      | 12/19/18 | DNP |     |    |     |       |     |    |      |    |     |      |   |   |     |     |    |    |   |    |     |     |     |     |
| TEXAS STATE       | 12/22/18 | DNP |     |    |     |       |     |    |      |    |     |      |   |   |     |     |    |    |   |    |     |     |     |     |
| AUSTIN PEAY       | 12/28/18 | DNP |     |    |     |       |     |    |      |    |     |      |   |   |     |     |    |    |   |    |     |     |     |     |
| at Texas A&M      | 01/05/19 | DNP |     |    |     |       |     |    |      |    |     |      |   |   |     |     |    |    |   |    |     |     |     |     |
| FLORIDA           | 01/09/19 | DNP |     |    |     |       |     |    |      |    |     |      |   |   |     |     |    |    |   |    |     |     |     |     |
| LSU               | 01/12/19 | DNP |     |    |     |       |     |    |      |    |     |      |   |   |     |     |    |    |   |    |     |     |     |     |
| at Tennessee      | 01/15/19 | 4   |     | 1  | 1   | 1.000 | 0   | 0  | .000 | 0  | 0   | .000 | 1 | 0 | 1   | 1.0 | 0  | 0  | 0 | 0  | 0   | 2   | 2   | 0.8 |
| at Ole Miss       | 01/19/19 | DNP |     |    |     |       |     |    |      |    |     |      |   |   |     |     |    |    |   |    |     |     |     |     |
| MISSOURI          | 01/23/19 | DNP |     |    |     |       |     |    |      |    |     |      |   |   |     |     |    |    |   |    |     |     |     |     |
| at Texas Tech     | 01/26/19 | DNP |     |    |     |       |     |    |      |    |     |      |   |   |     |     |    |    |   |    |     |     |     |     |
| GEORGIA           | 01/29/19 | 1   |     | 0  | 1   | .000  | 0   | 0  | .000 | 0  | 0   | .000 | 0 | 0 | 0   | 0.9 | 1  | 0  | 0 | 0  | 0   | 0   | 0   | 0.7 |
| at LSU            | 02/02/19 | DNP |     |    |     |       |     |    |      |    |     |      |   |   |     |     |    |    |   |    |     |     |     |     |
| VANDERBILT        | 02/05/19 | DNP |     |    |     |       |     |    |      |    |     |      |   |   |     |     |    |    |   |    |     |     |     |     |
| at South Carolina | 02/09/19 | DNP |     |    |     |       |     |    |      |    |     |      |   |   |     |     |    |    |   |    |     |     |     |     |
| at Missouri       | 02/12/19 | DNP |     |    |     |       |     |    |      |    |     |      |   |   |     |     |    |    |   |    |     |     |     |     |
| MISSISSIPPI STATE | 02/16/19 | DNP |     |    |     |       |     |    |      |    |     |      |   |   |     |     |    |    |   |    |     |     |     |     |
| at Auburn         | 02/20/19 | 1   |     | 0  | 0   | .000  | 0   | 0  | .000 | 0  | 0   | .000 | 0 | 0 | 0   | 0.8 | 0  | 0  | 0 | 0  | 1   | 0   | 0   | 0.6 |
| TEXAS A&M         | 02/23/19 | DNP |     |    |     |       |     |    |      |    |     |      |   |   |     |     |    |    |   |    |     |     |     |     |
| at Kentucky       | 02/26/19 | DNP |     |    |     |       |     |    |      |    |     |      |   |   |     |     |    |    |   |    |     |     |     |     |
| OLE MISS          | 03/02/19 | DNP |     |    |     |       |     |    |      |    |     |      |   |   |     |     |    |    |   |    |     |     |     |     |
| at Vanderbilt     | 03/06/19 | 3   |     | 0  | 0   | .000  | 0   | 0  | .000 | 0  | 0   | .000 | 0 | 0 | 0   | 0.7 | 0  | 0  | 0 | 0  | 0   | 0   | 0   | 0.6 |
| Totals            |          | 0   | 27  | 2  | 3   | .667  | 0   | 0  | .000 | 1  | 3   | .333 | 2 | 4 | 6   | 0.7 | 4  | 0  | 1 | 3  | 2   | 3   | 5   | 0.6 |

### • PERSONAL BESTS •

|   |                                     |
|---|-------------------------------------|
| <b>POINTS</b>                               | <b>SEC ONLY</b>                     |
| Season: 3 vs FIU (12.01/18)                 | 2 at Tennessee (01/15/19)           |
| Career: --                                  | --                                  |
| <b>FG MADE</b>                              | <b>SEC ONLY</b>                     |
| Season: 1 (2x), last at Tenn. (01/15/19)    | 1 at Tennessee (01/15/19)           |
| Career: --                                  | --                                  |
| <b>FG ATTEMPTED</b>                         | <b>SEC ONLY</b>                     |
| Season: 1 (3x), last Vs. Georgia (01/29/19) | 1 (2x), last vs. Georgia (01/29/19) |
| Career: --                                  | --                                  |
| <b>3-POINT FG MADE</b>                      | <b>SEC ONLY</b>                     |
| Season: --                                  | --                                  |
| Career: --                                  | --                                  |
| <b>3-PT FG ATTEMPTS</b>                     | <b>SEC ONLY</b>                     |
| Season: --                                  | --                                  |
| Career: --                                  | --                                  |
| <b>FT MADE</b>                              | <b>SEC ONLY</b>                     |
| Season: 1 vs FIU (12.01/18)                 | --                                  |
| Career: --                                  | --                                  |
| <b>FT ATTEMPTED</b>                         | <b>SEC ONLY</b>                     |
| Season: 2 vs FIU (12.01/18)                 | --                                  |
| Career: --                                  | --                                  |
| <b>REBOUNDS</b>                             | <b>SEC ONLY</b>                     |
| Season: 2 (2x), last vs. UTA (11/23/18)     | 1 at Tennessee (01/15/19)           |
| Career: --                                  | --                                  |
| <b>ASSISTS</b>                              | <b>SEC ONLY</b>                     |
| Season: 1 vs UTA (11/23/18)                 | --                                  |
| Career: --                                  | --                                  |
| <b>STEALS</b>                               | <b>SEC ONLY</b>                     |
| Season: 2 at Tennessee (01/15/19)           | 2 at Tennessee (01/15/19)           |
| Career: --                                  | --                                  |
| <b>BLOCKED SHOTS</b>                        | <b>SEC ONLY</b>                     |
| Season: 1 vs. Montana State (11/21/18)      | --                                  |
| Career: --                                  | --                                  |
| <b>MINUTES</b>                              | <b>SEC ONLY</b>                     |
| Season: 8 vs. Montana State (11/21/18)      | 4 at Tennessee (01/15/19)           |
| Career: --                                  | --                                  |

## ETHAN HENDERSON CAREER STATISTICS

| Year    | GP | GS | Min | Avg | FG | FGA | Pct  | 3FG | 3FGA | Pct  | FT | FTA | Pct  | Off | Def | Tot | Avg | PF | FO | Ast | TO | Blk | Stl | Pts | Avg |
|---------|----|----|-----|-----|----|-----|------|-----|------|------|----|-----|------|-----|-----|-----|-----|----|----|-----|----|-----|-----|-----|-----|
| 2018-19 | 9  | 0  | 27  | 3.0 | 2  | 3   | .667 | 0   | 0    | .000 | 1  | 3   | .333 | 2   | 4   | 6   | 0.7 | 4  | 0  | 1   | 3  | 2   | 3   | 5   | 0.6 |



## 35 REGGIE CHANEY

F, Fr., 6-8, 222 | Tulsa, Okla. / Findlay Prep (Nev.)

- 16th in the SEC with 35 total blocked shots.
- Blocked a shot in 15 straight games (Games 2-16) ... Had a career-high five blocked shots in win over Georgia ... Has blocked four shots on three other occasions.
- Earned starts versus Texas State and at Ole Miss.
- Has been the fist sub (solo or tied) six times.
- Second on the team with 94 deflections
- Over the last five games, has 19 deflections and has 42 over the last 13 games.

### 2018-19 (Fr.) HIGHLIGHTS:

- Led the team with a season-best eight rebounds versus UT Arlington ... Matched that total at Colorado State.
- Battled foul trouble versus Texas in debut, but still pulled down five rebounds and had a steal in just 11 minutes.
- Was productive in his 13 minutes versus Indiana, getting four points, three rebounds and three blocked shots
- With Daniel Gafford on the bench at Colorado State in foul trouble in the first half, Chaney stepped up and played a key role in the Razorbacks maintaining the lead ... Had nine points and five rebounds in the half and finished with a season-best 11 points while tying his season-best with eight rebounds.
- Had his best overall game versus UTSA ... Set or tied career highs in minutes (28), points (11 - tied), assists (4), steals (4) and blocked shots (3 - tied) ... Added five rebounds ... "Started" the second half and he responded by going 5-of-5 from the field with two steals, three blocked shots and two assists.
- Backed that up versus Georgia Tech by playing 27 minutes and earning his third "second-half start" of the season.
- Earned first career start versus Texas State ... Had some struggles as he only played 12 minutes and committed five turnovers ... However, he scored seven points (3-of-4 FG and 1-1 FT) and pulled down six rebounds while adding two blocked shots.
- Returned to the bench - and his high-level of play - by playing 25 minutes versus Austin Peay ... Scored a career-high 12 points, making a career-best 6-of-9 shots from the field.
- Struggled in his first two SEC games, but bounced back to play perhaps his best game vs. LSU ... Tied career-highs with 12 points and four steals, adding five rebounds and two blocked shots.
- Followed that by scoring 11 at #3 Tennessee (5-of-7 FG) with six rebounds (five offensive) in 20 minutes.
- Spurred a run in the first half (two layups and a steal) to get the team going in win over Missouri ... Finished with six points, six rebounds, two steals and tied career high with four assists.
- **Blocked a career-high five shots** in the win over Georgia as team had 14 (most ever by the hogs in SEC game) ... Tied for the team lead in rebounds (6) and had two assists.
- Was a season-best 3-of-3 at the free throw line versus Mississippi State.
- Scored eight at Kentucky, including an ally-oop, fast-break dunk he started with a steal ... Played a key role in Arkansas' 1-point halftime lead as Daniel Gafford battled foul trouble.
- In the Ole Miss win, only had one basket - a dunk - but had two assists, two rebounds, a steal and four deflections.

## #35 REGGIE CHANEY 2018-19 GAME STATS

| Opponent          | Date     | GS | Min | FG | FGA   | Pct  | 3FG | FGA  | Pct  | FT     | FTA    | Pct  | O  | D   | Tot | Avg | PF | FO | A  | TO | Blk | Stl | Pts | Avg |
|-------------------|----------|----|-----|----|-------|------|-----|------|------|--------|--------|------|----|-----|-----|-----|----|----|----|----|-----|-----|-----|-----|
| vs Texas          | 11/09/18 | 11 | 0   | 1  | .000  | 0    | 0   | .000 | 0    | 0      | .000   | 0    | 2  | 3   | 5   | 5.0 | 4  | 0  | 0  | 3  | 0   | 1   | 0   | 0.0 |
| UC DAVIS          | 11/12/18 | 11 | 1   | 4  | .250  | 0    | 0   | .000 | 1    | 4      | .250   | 1    | 1  | 0   | 1   | 3.0 | 3  | 0  | 0  | 1  | 1   | 0   | 3   | 1.5 |
| INDIANA           | 11/18/18 | 13 | 2   | 4  | .500  | 0    | 0   | .000 | 0    | 1      | .000   | 1    | 2  | 3   | 3.0 | 0   | 0  | 0  | 1  | 3  | 0   | 4   | 2.3 |     |
| MONTANA STATE     | 11/21/18 | 18 | 4   | 6  | .667  | 0    | 0   | .000 | 0    | 0      | .000   | 2    | 3  | 5   | 3.5 | 4   | 0  | 1  | 2  | 1  | 0   | 8   | 3.8 |     |
| UT ARLINGTON      | 11/23/18 | 18 | 4   | 7  | .571  | 0    | 0   | .000 | 0    | 2      | .000   | 2    | 6  | 8   | 4.4 | 3   | 0  | 0  | 3  | 1  | 0   | 8   | 4.6 |     |
| FIU               | 12/01/18 | 10 | 1   | 2  | .500  | 0    | 0   | .000 | 0    | 0      | .000   | 0    | 0  | 0   | 3.7 | 2   | 0  | 0  | 0  | 2  | 1   | 2   | 4.2 |     |
| at Colorado State | 12/05/18 | 19 | 5   | 8  | .625  | 0    | 0   | .000 | 1    | 3      | .333   | 3    | 5  | 8   | 4.3 | 3   | 0  | 0  | 1  | 3  | 0   | 11  | 5.1 |     |
| WESTERN KENTUCKY  | 12/08/18 | 14 | 2   | 4  | .500  | 0    | 0   | .000 | 0    | 0      | .000   | 0    | 4  | 4   | 4.3 | 0   | 0  | 0  | 1  | 1  | 0   | 4   | 5.0 |     |
| vs UTSA           | 12/15/18 | 28 | 5   | 7  | .714  | 0    | 0   | .000 | 1    | 2      | .500   | 1    | 4  | 5   | 4.3 | 2   | 0  | 4  | 0  | 3  | 4   | 11  | 5.7 |     |
| GEORGIA TECH      | 12/19/18 | 27 | 3   | 6  | .500  | 0    | 0   | .000 | 0    | 0      | .000   | 1    | 3  | 4   | 4.3 | 2   | 0  | 1  | 1  | 3  | 1   | 6   | 5.7 |     |
| TEXAS STATE       | 12/22/18 | *  | 12  | 3  | 4     | .750 | 0   | 0    | .000 | 1      | 11.000 | 1    | 5  | 6   | 4.5 | 4   | 0  | 0  | 5  | 2  | 0   | 7   | 5.8 |     |
| AUSTIN PEAY       | 12/28/18 | 25 | 6   | 9  | .667  | 0    | 0   | .000 | 0    | 0      | .000   | 1    | 3  | 4   | 4.4 | 2   | 0  | 1  | 2  | 1  | 0   | 12  | 6.3 |     |
| at Texas A&M      | 01/05/19 | 11 | 1   | 4  | .250  | 0    | 0   | .000 | 0    | 0      | .000   | 0    | 3  | 3   | 4.3 | 3   | 0  | 0  | 0  | 1  | 0   | 2   | 6.0 |     |
| FLORIDA           | 01/09/19 | 5  | 0   | 2  | .000  | 0    | 0   | .000 | 0    | 0      | .000   | 0    | 1  | 1   | 4.1 | 1   | 0  | 0  | 1  | 1  | 0   | 0   | 5.6 |     |
| LSU               | 01/12/19 | 27 | 6   | 8  | .750  | 0    | 0   | .000 | 0    | 1      | .000   | 1    | 4  | 5   | 4.1 | 5   | 1  | 1  | 2  | 2  | 4   | 12  | 6.0 |     |
| at Tennessee      | 01/15/19 | 20 | 5   | 7  | .714  | 0    | 0   | .000 | 1    | 2      | .500   | 5    | 1  | 6   | 4.3 | 4   | 0  | 1  | 1  | 1  | 0   | 11  | 6.3 |     |
| at Ole Miss       | 01/19/19 | *  | 12  | 2  | 3     | .667 | 0   | 0    | .000 | 0      | 0      | .000 | 1  | 0   | 1   | 4.1 | 2  | 0  | 0  | 0  | 0   | 4   | 6.2 |     |
| MISSOURI          | 01/23/19 | 23 | 3   | 7  | .429  | 0    | 0   | .000 | 0    | 0      | .000   | 2    | 4  | 6   | 4.2 | 4   | 0  | 4  | 1  | 0  | 2   | 6   | 6.2 |     |
| at Texas Tech     | 01/26/19 | 12 | 1   | 2  | .500  | 0    | 0   | .000 | 2    | 21.000 | 2      | 1    | 3  | 4.1 | 3   | 0   | 0  | 2  | 0  | 0  | 0   | 4   | 6.1 |     |
| GEORGIA           | 01/29/19 | 25 | 3   | 7  | .429  | 0    | 0   | .000 | 0    | 1      | .000   | 2    | 4  | 6   | 4.2 | 3   | 0  | 2  | 1  | 5  | 0   | 6   | 6.1 |     |
| at LSU            | 02/02/19 | 10 | 2   | 2  | 1.000 | 0    | 0   | .000 | 0    | 0      | .000   | 0    | 0  | 0   | 4.0 | 4   | 0  | 1  | 1  | 1  | 0   | 4   | 6.0 |     |
| VANDERBILT        | 02/05/19 | 18 | 1   | 2  | .500  | 0    | 0   | .000 | 1    | 2      | .500   | 1    | 1  | 2   | 3.9 | 1   | 0  | 0  | 3  | 0  | 0   | 3   | 5.8 |     |
| at South Carolina | 02/09/19 | 12 | 1   | 2  | .500  | 0    | 0   | .000 | 2    | 21.000 | 0      | 3    | 3  | 3.9 | 1   | 0   | 0  | 1  | 1  | 0  | 0   | 4   | 5.7 |     |
| at Missouri       | 02/12/19 | 15 | 0   | 2  | .000  | 0    | 0   | .000 | 0    | 0      | .000   | 1    | 0  | 1   | 3.8 | 0   | 0  | 0  | 2  | 0  | 0   | 0   | 5.5 |     |
| MISSISSIPPI STATE | 02/16/19 | 10 | 1   | 3  | .333  | 0    | 0   | .000 | 3    | 31.000 | 0      | 2    | 2  | 3.7 | 3   | 0   | 0  | 2  | 0  | 0  | 0   | 5   | 5.5 |     |
| at Auburn         | 02/20/19 | 16 | 2   | 4  | .500  | 0    | 0   | .000 | 0    | 1      | .000   | 1    | 0  | 1   | 3.6 | 3   | 0  | 0  | 2  | 0  | 2   | 4   | 5.4 |     |
| TEXAS A&M         | 02/23/19 | 14 | 1   | 2  | .500  | 0    | 0   | .000 | 0    | 0      | .000   | 1    | 1  | 2   | 3.5 | 2   | 0  | 2  | 0  | 1  | 1   | 2   | 5.3 |     |
| at Kentucky       | 02/26/19 | 17 | 3   | 5  | .600  | 0    | 0   | .000 | 2    | 21.000 | 0      | 2    | 2  | 3.5 | 2   | 0   | 1  | 1  | 0  | 1  | 0   | 8   | 5.4 |     |
| OLE MISS          | 03/02/19 | 16 | 1   | 11 | 1.000 | 0    | 0   | .000 | 1    | 2      | .500   | 1    | 1  | 2   | 3.4 | 0   | 0  | 2  | 0  | 0  | 1   | 3   | 5.3 |     |
| at Vanderbilt     | 03/06/19 | 15 | 3   | 5  | .600  | 0    | 0   | .000 | 1    | 2      | .500   | 1    | 3  | 4   | 3.4 | 2   | 0  | 0  | 1  | 1  | 0   | 7   | 5.4 |     |
| Totals            |          | 2  | 484 | 72 | 130   | .554 | 0   | 0    | .000 | 17     | 33     | .515 | 34 | 69  | 103 | 3.4 | 72 | 1  | 21 | 41 | 35  | 18  | 161 | 5.4 |

## REGGIE CHANEY CAREER STATISTICS

| Year    | GP | GS | Min | Avg  | FG | FGA | Pct  | 3FG | 3FGA | Pct  | FT | FTA | Pct  | Off | Def | Tot | Avg | PF | FO | Ass | TO | Blk | Stl | Pts | Avg |
|---------|----|----|-----|------|----|-----|------|-----|------|------|----|-----|------|-----|-----|-----|-----|----|----|-----|----|-----|-----|-----|-----|
| 2018-19 | 30 | 2  | 484 | 16.1 | 72 | 130 | .554 | 0   | 0    | .000 | 17 | 33  | .515 | 34  | 69  | 103 | 3.4 | 72 | 1  | 21  | 41 | 35  | 18  | 161 | 5.4 |



### • PERSONAL BESTS •

|  |  |
|--|--|
| <b>POINTS</b><br>Season: 12 (2x), last vs. LSU (01/12/19)<br>Career: --    | <b>SEC ONLY</b><br>12 vs. LSU (01/12/19)<br>--               |
| <b>FG MADE</b><br>Season: 6 (2x), last vs. LSU (01/12/19)<br>Career: --    | <b>SEC ONLY</b><br>6 vs. LSU (01/12/19)<br>--                |
| <b>FG ATTEMPTED</b><br>Season: 9 vs. Austin Peay (12/28/18)<br>Career: --  | 8 vs. LSU (01/12/19)<br>--                                   |
| <b>3-POINT FG MADE</b><br>Season: --<br>Career: --                         | <b>SEC ONLY</b><br>--<br>--                                  |
| <b>3-PT FG ATTEMPTS</b><br>Season: --<br>Career: --                        | <b>SEC ONLY</b><br>--<br>--                                  |
| <b>FT MADE</b><br>Season: 3 vs. Miss State (02/16/19)<br>Career: --        | <b>SEC ONLY</b><br>3 vs. Miss State (02/16/19)<br>--         |
| <b>FT ATTEMPTED</b><br>Season: 4 vs. UC Davis (11/12/18)<br>Career: --     | <b>SEC ONLY</b><br>3 vs. Miss State (02/16/19)<br>--         |
| <b>REBOUNDS</b><br>Season: 8 (2x), last at CSU (12/05/18)<br>Career: --    | <b>SEC ONLY</b><br>6 (3x), last vs. Georgia (01/29/19)<br>-- |
| <b>ASSISTS</b><br>Season: 4 (2x), last vs. Mizzou (01/23/19)<br>Career: -- | <b>SEC ONLY</b><br>4 vs. Missouri (01/23/19)<br>--           |
| <b>STEALS</b><br>Season: 4 (2x), last vs. LSU (01/12/19)<br>Career: --     | <b>SEC ONLY</b><br>4 vs. LSU (01/12/19)<br>--                |
| <b>BLOCKED SHOTS</b><br>Season: 5 vs. Georgia (01/29/19)<br>Career: --     | <b>SEC ONLY</b><br>5 vs. Georgia (01/29/19)<br>--            |
| <b>MINUTES</b><br>Season: 28 vs. UTSA (12/15/18)<br>Career: --             | <b>SEC ONLY</b><br>27 vs. LSU (01/12/19)<br>--               |



## ARKANSAS RAZORBACKS

### 2018-19 SEASON RESULTS & LEADERS

|                |         |      |      |         |
|----------------|---------|------|------|---------|
| RECORD:        | OVERALL | HOME | AWAY | NEUTRAL |
| ALL GAMES      | 16-14   | 11-6 | 4-7  | 1-1     |
| CONFERENCE     | 7-10    | 4-4  | 3-6  | 0-0     |
| NON-CONFERENCE | 9-4     | 7-2  | 1-1  | 1-1     |

| DATE        | TIME (CT) | OPPONENT            | TV                 | R E S U L T  | ATTEND | RECORD (SEC) | HIGH POINTS           | HIGH REBOUNDS                       |
|-------------|-----------|---------------------|--------------------|--------------|--------|--------------|-----------------------|-------------------------------------|
| 11/09/18    | 6:00 pm   | # vs Texas          | ESPN               | (ot) 71-73 L | 1400   | 0-1          | (20)Daniel Gafford    | (12)Daniel Gafford                  |
| 11/12/18    | 7:00 pm   | + UC DAVIS          | SEC Network Plus   | W 81-58      | 13444  | 1-1          | (20)Mason Jones       | (8)Mason Jones                      |
| 11/18/18    | 2:30 pm   | + INDIANA           | ESPN               | W 73-72      | 17456  | 2-1          | (27)Daniel Gafford    | (12)Daniel Gafford                  |
| 11/21/18    | 7:00 pm   | + MONTANA STATE     | SEC Network Plus   | W 90-68      | 13698  | 3-1          | (18)Mason Jones       | (7)Daniel Gafford                   |
| 11/23/18    | 7:00 pm   | + UT ARLINGTON      | SEC Network Plus   | W 78-60      | 17403  | 4-1          | (21)Daniel Gafford    | (8)Reggie Chaney                    |
| 12/01/18    | 7:00 pm   | FIU                 | SEC Network Plus   | W 121-89     | 13763  | 5-1          | (34)Isaiah Joe        | (12)Daniel Gafford                  |
| 12/05/18    | 9:00 pm   | at Colorado State   | CBS Sports Network | W 98-74      | 3238   | 6-1          | (16)Mason Jones       | (9)Daniel Gafford                   |
| 12/08/18    | 2:30 pm   | WESTERN KENTUCKY    | SEC Network        | 77-78 L      | 14488  | 6-2          | (19)Isaiah Joe        | (9)Daniel Gafford                   |
| 12/15/18    | 7:00 pm   | ! vs UTSA           | --                 | W 79-67      | 13728  | 7-2          | (21)Isaiah Joe        | (14)Daniel Gafford                  |
| 12/19/18    | 8:00 pm   | GEORGIA TECH        | SEC Network        | 65-69 L      | 14368  | 7-3          | (17)Mason Jones       | (8)Daniel Gafford                   |
| 12/22/18    | 1:00 pm   | TEXAS STATE         | SEC Network        | W 73-70      | 13463  | 8-3          | (21)Mason Jones       | (10)Daniel Gafford                  |
| 12/28/18    | 7:00 pm   | AUSTIN PEAY         | SEC Network Plus   | W 76-65      | 14267  | 9-3          | (16)Daniel Gafford    | (10)Daniel Gafford                  |
| 01/05/19    | 5:00 pm   | * at Texas A&M      | SEC Network        | W 73-71      | 10049  | 10-3 1-0     | (15)Jalen Harris      | (11)Daniel Gafford                  |
| 01/09/19    | 7:00 pm   | * FLORIDA           | SEC Network        | 51-57 L      | 17160  | 10-4 1-1     | (30)Mason Jones       | (12)Daniel Gafford                  |
| 01/12/19    | 5:00 pm   | * LSU               | SEC Network        | (ot) 88-94 L | 17361  | 10-5 1-2     | (32)Daniel Gafford    | (7)Daniel Gafford                   |
| 01/15/19    | 6:00 pm   | * at #3 Tennessee   | ESPN2              | 87-106 L     | 19282  | 10-6 1-3     | (23)Isaiah Joe        | (7)Daniel Gafford<br>(7)Mason Jones |
| 01/19/19    | Noon      | * at #18 Ole Miss   | SEC Network        | 67-84 L      | 9500   | 10-7 1-4     | (16)K. Embery-Simpson | (10)Daniel Gafford                  |
| 01/23/19    | 8:00 pm   | * MISSOURI          | SEC Network        | W 72-60      | 13881  | 11-7 2-4     | (23)Isaiah Joe        | (10)Daniel Gafford                  |
| 01/26/19    | 5:00 pm   | % at #13 Texas Tech | ESPN2              | 64-67 L      | 14290  | 11-8         | (16)Daniel Gafford    | (5)Daniel Gafford                   |
| 01/29/19    | 6:00 pm   | * GEORGIA           | ESPNU              | W 70-60      | 13970  | 12-8 3-4     | (23)Mason Jones       | (6)Mason Jones<br>(6)Reggie Chaney  |
| 02/02/19    | 5:00 pm   | * at #19 LSU        | SEC Network        | W 90-89      | 13311  | 13-8 4-4     | (23)Daniel Gafford    | (8)Daniel Gafford                   |
| 02/05/19    | 8:00 pm   | * VANDERBILT        | SEC Network        | W 69-66      | 13587  | 14-5 5-4     | (28)Daniel Gafford    | (9)Daniel Gafford                   |
| 02/09/19    | 2:30 pm   | * at South Carolina | SEC Network        | 65-77 L      | 12374  | 14-9 5-5     | (17)Jalen Harris      | (6)Adrio Bailey                     |
| 02/12/19    | 8:00 pm   | * at Missouri       | ESPNU              | 78-79 L      | 9489   | 14-10 5-6    | (26)Daniel Gafford    | (8)Daniel Gafford                   |
| 02/16/19    | 7:30 pm   | * MISSISSIPPI STATE | SEC Network        | 67-77 L      | 17022  | 14-11 5-7    | (30)Mason Jones       | (11)Daniel Gafford                  |
| 02/20/19    | 7:30 pm   | * at Auburn         | SEC Network        | 56-79 L      | 7493   | 14-12 5-8    | (14)Isaiah Joe        | (8)Daniel Gafford                   |
| 02/23/19    | 7:30 pm   | * TEXAS A&M         | SEC Network        | 80-87 L      | 16108  | 14-13 5-9    | (23)Daniel Gafford    | (13)Daniel Gafford                  |
| 02/26/19    | 8:00 pm   | * at #4 Kentucky    | SEC Network        | 66-70 L      | 21998  | 14-14 5-10   | (19)Isaiah Joe        | (8)Daniel Gafford                   |
| 03/02/19    | Noon      | * OLE MISS          | SEC Network        | W 74-73      | 17320  | 15-14 6-10   | (22)Mason Jones       | (4)Adrio Bailey                     |
| 03/06/19    | 7:30 pm   | * at Vanderbilt     | SEC Network        | W 84-48      | 8517   | 16-14 7-10   | (20)Daniel Gafford    | (7)Gabe Osabuohien                  |
| 03/09/19    | 5:00 pm   | * ALABAMA           | SEC Network        |              |        |              |                       |                                     |
| 03/13-17/19 |           | ^ SEC Tournament    | TBD                |              |        |              |                       |                                     |

Home Games in CAPS | \* - Conference game | # - ESPN Armed Forces Classic (Fort Bliss - El Paso, Texas) | + = Hardwood Classic  
! - at Verizon Arena (North Little Rock, Ark.) | % - Big 12/SEC Challenge | ^ - SEC Tournament (Nashville, Tenn. - Bridgestone Arena)

| ATTENDANCE SUMMARY | GAMES | TOTALS | AVG/GAME |
|--------------------|-------|--------|----------|
| HOME               | 17    | 258759 | 15221    |
| AWAY               | 11    | 129541 | 11776    |
| NEUTRAL            | 2     | 15128  | 7564     |
| TOTAL              | 30    | 403428 | 13448    |

## ARKANSAS RAZORBACKS

## 2018-19 SEASON STATISTICS • ALL GAMES

|                |         |      |      |         |
|----------------|---------|------|------|---------|
| RECORD:        | OVERALL | HOME | AWAY | NEUTRAL |
| ALL GAMES      | 16-14   | 11-6 | 4-7  | 1-1     |
| CONFERENCE     | 7-10    | 4-4  | 3-6  | 0-0     |
| NON-CONFERENCE | 9-4     | 7-2  | 1-1  | 1-1     |

|    |                   |    |    |     | • TOTAL • |     |      | • 3-PTS • |     |     | • REBOUNDS • |     |     |       |     |     |      |      |     |    |     |     |     |     |      |      |
|----|-------------------|----|----|-----|-----------|-----|------|-----------|-----|-----|--------------|-----|-----|-------|-----|-----|------|------|-----|----|-----|-----|-----|-----|------|------|
| ## | Player            | GP | GS | Min | Avg       | FG  | FGA  | Pct       | 3FG | FGA | Pct          | FT  | FTA | Pct   | Off | Def | Tot  | Avg  | PF  | FO | A   | TO  | Blk | Stl | Pts  | Avg  |
| 10 | Daniel Gafford    | 30 | 30 | 856 | 28.5      | 197 | 298  | .661      | 0   | 0   | .000         | 104 | 179 | .581  | 83  | 172 | 255  | 8.5  | 83  | 3  | 21  | 74  | 62  | 29  | 498  | 16.6 |
| 13 | Mason Jones       | 30 | 26 | 894 | 29.8      | 123 | 304  | .405      | 68  | 190 | .358         | 107 | 135 | .793  | 16  | 103 | 119  | 4.0  | 68  | 2  | 90  | 58  | 5   | 30  | 421  | 14.0 |
| 01 | Isaiah Joe        | 30 | 30 | 895 | 29.8      | 134 | 313  | .428      | 104 | 242 | .430         | 48  | 63  | .762  | 16  | 61  | 77   | 2.6  | 57  | 0  | 51  | 36  | 4   | 43  | 420  | 14.0 |
| 05 | Jalen Harris      | 30 | 30 | 917 | 30.6      | 79  | 228  | .346      | 8   | 64  | .125         | 75  | 109 | .688  | 15  | 67  | 82   | 2.7  | 70  | 1  | 167 | 53  | 4   | 29  | 241  | 8.0  |
| 02 | Adrio Bailey      | 30 | 24 | 566 | 18.9      | 69  | 151  | .457      | 2   | 10  | .200         | 30  | 50  | .600  | 27  | 68  | 95   | 3.2  | 81  | 2  | 22  | 25  | 21  | 24  | 170  | 5.7  |
| 35 | Reggie Chaney     | 30 | 2  | 484 | 16.1      | 72  | 130  | .554      | 0   | 0   | .000         | 17  | 33  | .515  | 34  | 69  | 103  | 3.4  | 72  | 1  | 21  | 41  | 35  | 18  | 161  | 5.4  |
| 00 | Desi Sills        | 30 | 4  | 478 | 15.9      | 42  | 100  | .420      | 19  | 47  | .404         | 33  | 49  | .673  | 11  | 25  | 36   | 1.2  | 53  | 0  | 50  | 44  | 0   | 18  | 136  | 4.5  |
| 11 | K. Embery-Simpson | 30 | 0  | 456 | 15.2      | 44  | 132  | .333      | 21  | 82  | .256         | 18  | 26  | .692  | 9   | 27  | 36   | 1.2  | 38  | 0  | 20  | 22  | 2   | 24  | 127  | 4.2  |
| 22 | Gabe Osabuohien   | 30 | 4  | 427 | 14.2      | 32  | 95   | .337      | 5   | 23  | .217         | 19  | 42  | .452  | 39  | 50  | 89   | 3.0  | 84  | 4  | 43  | 35  | 12  | 26  | 88   | 2.9  |
| 12 | Ty Stevens        | 2  | 0  | 2   | 1.0       | 1   | 1    | 1.000     | 0   | 0   | .000         | 1   | 1   | 1.000 | 0   | 0   | 0    | 0.0  | 0   | 0  | 0   | 0   | 0   | 0   | 3    | 1.5  |
| 25 | Jordan Phillips   | 7  | 0  | 38  | 5.4       | 3   | 20   | .150      | 0   | 6   | .000         | 4   | 4   | 1.000 | 1   | 4   | 5    | 0.7  | 6   | 0  | 1   | 2   | 0   | 1   | 10   | 1.4  |
| 15 | Jonathan Holmes   | 4  | 0  | 10  | 2.5       | 1   | 6    | .167      | 1   | 4   | .250         | 0   | 0   | .000  | 0   | 0   | 0    | 0.0  | 1   | 0  | 0   | 0   | 0   | 0   | 3    | 0.8  |
| 24 | Ethan Henderson   | 9  | 0  | 27  | 3.0       | 2   | 3    | .667      | 0   | 0   | .000         | 1   | 3   | .333  | 2   | 4   | 6    | 0.7  | 4   | 0  | 1   | 3   | 2   | 3   | 5    | 0.6  |
| TM | TEAM.....         |    |    |     |           |     |      |           |     |     |              |     |     |       | 53  | 55  | 108  | 3.6  | 1   |    | 11  |     |     |     | 0    |      |
|    | ARKANSAS.....     | 30 |    |     |           | 799 | 1781 | .449      | 228 | 668 | .341         | 457 | 694 | .659  | 306 | 705 | 1011 | 33.7 | 618 | 13 | 487 | 404 | 147 | 245 | 2283 | 76.1 |
|    | Opponents.....    | 30 |    |     |           | 726 | 1704 | .426      | 243 | 720 | .338         | 492 | 708 | .695  | 373 | 776 | 1149 | 38.3 | 662 | -  | 392 | 504 | 97  | 183 | 2187 | 72.9 |

|                   |      |      |    |       |
|-------------------|------|------|----|-------|
| SCORE BY PERIODS: | 1st  | 2nd  | OT | Total |
| Arkansas          | 1076 | 1192 | 15 | 2283  |
| Opponents         | 1049 | 1115 | 23 | 2187  |

|                    |     |     |       |
|--------------------|-----|-----|-------|
| DEADBALL REBOUNDS: | OFF | DEF | TOTAL |
| Arkansas           | 114 | 24  | 138   |
| Opponents          | 92  | 23  | 115   |

## ARKANSAS RAZORBACKS

## 2018-19 STATISTICS • SEC GAMES ONLY

|          |         |      |      |
|----------|---------|------|------|
| RECORD:  | OVERALL | HOME | AWAY |
| SEC ONLY | 7-10    | 4-4  | 3-6  |

| ## | Player            | GP | GS | Min | Avg  | • TOTAL • |     |       | • 3-PTS • |     |       | • REBOUNDS • |     |       |     | PF  |     | A    |     |   |     |     | TO | Blk | St   | Pts  | Avg |
|----|-------------------|----|----|-----|------|-----------|-----|-------|-----------|-----|-------|--------------|-----|-------|-----|-----|-----|------|-----|---|-----|-----|----|-----|------|------|-----|
|    |                   |    |    |     |      | FG        | FGA | Pct   | 3FG       | FGA | Pct   | FT           | FTA | Pct   | Off |     |     |      |     |   |     |     |    |     |      |      |     |
| 10 | Daniel Gafford    | 17 | 17 | 484 | 28.5 | 110       | 170 | .647  | 0         | 0   | .000  | 52           | 91  | .571  | 48  | 90  | 138 | 8.1  | 51  | 2 | 11  | 38  | 31 | 15  | 272  | 16.0 |     |
| 13 | Mason Jones       | 17 | 13 | 507 | 29.8 | 74        | 187 | .396  | 39        | 116 | .336  | 62           | 78  | .795  | 7   | 48  | 55  | 3.2  | 33  | 0 | 50  | 36  | 4  | 16  | 249  | 14.6 |     |
| 01 | Isaiah Joe        | 17 | 17 | 525 | 30.9 | 74        | 173 | .428  | 58        | 136 | .426  | 19           | 26  | .731  | 9   | 40  | 49  | 2.9  | 33  | 0 | 28  | 19  | 4  | 21  | 225  | 13.2 |     |
| 05 | Jalen Harris      | 17 | 17 | 523 | 30.8 | 40        | 121 | .331  | 4         | 34  | .118  | 38           | 63  | .603  | 9   | 38  | 47  | 2.8  | 42  | 1 | 85  | 36  | 2  | 11  | 122  | 7.2  |     |
| 00 | Desi Sills        | 17 | 4  | 277 | 16.3 | 24        | 62  | .387  | 12        | 27  | .444  | 21           | 30  | .700  | 7   | 10  | 17  | 1.0  | 27  | 0 | 26  | 24  | 0  | 9   | 81   | 4.8  |     |
| 35 | Reggie Chaney     | 17 | 1  | 266 | 15.6 | 35        | 66  | .530  | 0         | 0   | .000  | 11           | 18  | .611  | 17  | 30  | 47  | 2.8  | 40  | 1 | 14  | 19  | 14 | 11  | 81   | 4.8  |     |
| 02 | Adrio Bailey      | 17 | 12 | 300 | 17.6 | 34        | 84  | .405  | 1         | 5   | .200  | 10           | 15  | .667  | 17  | 31  | 48  | 2.8  | 46  | 1 | 10  | 13  | 8  | 12  | 79   | 4.6  |     |
| 11 | K. Embery-Simpson | 17 | 0  | 262 | 15.4 | 24        | 74  | .324  | 11        | 46  | .239  | 7            | 9   | .778  | 6   | 14  | 20  | 1.2  | 20  | 0 | 11  | 13  | 0  | 13  | 66   | 3.9  |     |
| 22 | Gabe Osabuohien   | 17 | 4  | 266 | 15.6 | 21        | 54  | .389  | 2         | 13  | .154  | 10           | 21  | .476  | 18  | 33  | 51  | 3.0  | 53  | 3 | 29  | 20  | 7  | 20  | 54   | 3.2  |     |
| 15 | Jonathan Holmes   | 1  | 0  | 3   | 3.0  | 1         | 1   | 1.000 | 1         | 1   | 1.000 | 0            | 0   | .000  | 0   | 0   | 0   | 0.0  | 0   | 0 | 0   | 0   | 0  | 0   | 3    | 3.0  |     |
| 12 | Ty Stevens        | 1  | 0  | 1   | 1.0  | 1         | 1   | 1.000 | 0         | 0   | .000  | 1            | 1   | 1.000 | 0   | 0   | 0   | 0.0  | 0   | 0 | 0   | 0   | 0  | 0   | 3    | 3.0  |     |
| 24 | Ethan Henderson   | 4  | 0  | 9   | 2.3  | 1         | 2   | .500  | 0         | 0   | .000  | 0            | 0   | .000  | 1   | 0   | 1   | 0.3  | 1   | 0 | 0   | 0   | 1  | 2   | 2    | 0.5  |     |
| 25 | Jordan Phillips   | 1  | 0  | 2   | 2.0  | 0         | 1   | .000  | 0         | 1   | .000  | 0            | 0   | .000  | 0   | 0   | 0   | 0.0  | 0   | 0 | 0   | 0   | 0  | 0   | 0    | 0.0  |     |
| TM | TEAM.....         |    |    |     |      |           |     |       |           |     |       |              |     |       | 29  | 25  | 54  | 3.2  | 1   |   | 9   |     |    |     | 0    |      |     |
|    | RAZORBACKS.....   | 17 |    |     |      | 439       | 996 | .441  | 128       | 379 | .338  | 231          | 352 | .656  | 168 | 359 | 527 | 31.0 | 347 | 8 | 264 | 227 | 71 | 130 | 1237 | 72.8 |     |
|    | Opponents.....    | 17 |    |     |      | 423       | 936 | .452  | 136       | 381 | .357  | 295          | 409 | .721  | 208 | 441 | 649 | 38.2 | 360 | - | 231 | 281 | 61 | 108 | 1277 | 75.1 |     |

|                   |     |     |    |       |
|-------------------|-----|-----|----|-------|
| SCORE BY PERIODS: | 1st | 2nd | OT | Total |
| Arkansas          | 575 | 655 | 7  | 1237  |
| Opponents         | 634 | 630 | 13 | 1277  |

|                    |     |     |       |
|--------------------|-----|-----|-------|
| DEADBALL REBOUNDS: | OFF | DEF | TOTAL |
| Arkansas           | 58  | 9   | 67    |
| Opponents          | 51  | 11  | 62    |

# 2018-19 RAZORBACK GAME-BY-GAME STATISTICS

| Opponent          | Date     | Score  | W/L | • TOTAL • |      |      | • 3-PTRS • |     |      |     |     |      | • REBOUNDS • |     |      |      | PF  | A   | TO  | Blk | Stl | Pts  | Avg  |
|-------------------|----------|--------|-----|-----------|------|------|------------|-----|------|-----|-----|------|--------------|-----|------|------|-----|-----|-----|-----|-----|------|------|
|                   |          |        |     | FG        | FGA  | Pct  | 3FG        | FGA | Pct  | FT  | FTA | Pct  | Off          | Def | Tot  | Avg  |     |     |     |     |     |      |      |
| vs Texas          | 11/09/18 | 71-73  | Lot | 25        | 61   | .410 | 8          | 22  | .364 | 13  | 24  | .542 | 10           | 36  | 46   | 46.0 | 23  | 8   | 18  | 5   | 6   | 71   | 71.0 |
| UC DAVIS          | 11/12/18 | 81-58  | W   | 23        | 49   | .469 | 8          | 20  | .400 | 27  | 41  | .659 | 5            | 26  | 31   | 38.5 | 21  | 14  | 15  | 6   | 10  | 81   | 76.0 |
| INDIANA           | 11/18/18 | 73-72  | W   | 28        | 64   | .438 | 6          | 23  | .261 | 11  | 19  | .579 | 9            | 23  | 32   | 36.3 | 16  | 20  | 12  | 7   | 8   | 73   | 75.0 |
| MONTANA STATE     | 11/21/18 | 90-68  | W   | 37        | 70   | .529 | 11         | 35  | .314 | 5   | 10  | .500 | 10           | 24  | 34   | 35.8 | 25  | 29  | 14  | 4   | 13  | 90   | 78.8 |
| UT ARLINGTON      | 11/23/18 | 78-60  | W   | 21        | 55   | .382 | 2          | 16  | .125 | 34  | 46  | .739 | 14           | 32  | 46   | 37.8 | 25  | 15  | 16  | 4   | 7   | 78   | 78.6 |
| FIU               | 12/01/18 | 121-89 | W   | 42        | 69   | .609 | 13         | 25  | .520 | 24  | 39  | .615 | 10           | 40  | 50   | 39.8 | 28  | 27  | 14  | 11  | 11  | 121  | 85.7 |
| at Colorado State | 12/05/18 | 98-74  | W   | 38        | 73   | .521 | 14         | 28  | .500 | 8   | 14  | .571 | 15           | 31  | 46   | 40.7 | 22  | 28  | 7   | 9   | 8   | 98   | 87.4 |
| WESTERN KENTUCKY  | 12/08/18 | 77-78  | L   | 30        | 69   | .435 | 8          | 25  | .320 | 9   | 16  | .563 | 9            | 25  | 34   | 39.9 | 13  | 10  | 7   | 4   | 6   | 77   | 86.1 |
| vs UTSA           | 12/15/18 | 79-67  | W   | 23        | 55   | .418 | 6          | 16  | .375 | 27  | 34  | .794 | 11           | 28  | 39   | 39.8 | 20  | 17  | 15  | 8   | 7   | 79   | 85.3 |
| GEORGIA TECH      | 12/19/18 | 65-69  | L   | 24        | 63   | .381 | 10         | 32  | .313 | 7   | 9   | .778 | 13           | 18  | 31   | 38.9 | 17  | 16  | 16  | 6   | 7   | 65   | 83.3 |
| TEXAS STATE       | 12/22/18 | 73-70  | W   | 21        | 47   | .447 | 3          | 11  | .273 | 28  | 40  | .700 | 9            | 25  | 34   | 38.5 | 20  | 12  | 15  | 5   | 8   | 73   | 82.4 |
| AUSTIN PEAY       | 12/28/18 | 76-65  | W   | 27        | 62   | .435 | 7          | 17  | .412 | 15  | 24  | .625 | 14           | 20  | 34   | 38.1 | 21  | 21  | 11  | 5   | 14  | 76   | 81.8 |
| at Texas A&M      | 01/05/19 | 73-71  | W   | 26        | 70   | .371 | 10         | 33  | .303 | 11  | 22  | .500 | 17           | 30  | 47   | 38.8 | 22  | 16  | 8   | 3   | 3   | 73   | 81.2 |
| FLORIDA           | 01/09/19 | 51-57  | L   | 15        | 50   | .300 | 6          | 26  | .231 | 15  | 26  | .577 | 10           | 32  | 42   | 39.0 | 20  | 10  | 16  | 5   | 5   | 51   | 79.0 |
| LSU               | 01/12/19 | 88-94  | Lot | 34        | 66   | .515 | 3          | 16  | .188 | 17  | 28  | .607 | 11           | 20  | 31   | 38.5 | 24  | 21  | 16  | 5   | 9   | 88   | 79.6 |
| at Tennessee      | 01/15/19 | 87-106 | L   | 32        | 67   | .478 | 10         | 26  | .385 | 13  | 22  | .591 | 16           | 17  | 33   | 38.1 | 28  | 16  | 19  | 1   | 9   | 87   | 80.1 |
| at Ole Miss       | 01/19/19 | 67-84  | L   | 22        | 55   | .400 | 6          | 23  | .261 | 17  | 21  | .810 | 10           | 21  | 31   | 37.7 | 15  | 14  | 17  | 3   | 6   | 67   | 79.3 |
| MISSOURI          | 01/23/19 | 72-60  | W   | 26        | 59   | .441 | 10         | 25  | .400 | 10  | 16  | .625 | 8            | 21  | 29   | 37.2 | 20  | 18  | 14  | 0   | 13  | 72   | 78.9 |
| at Texas Tech     | 01/26/19 | 64-67  | L   | 21        | 48   | .438 | 4          | 19  | .211 | 18  | 26  | .692 | 9            | 18  | 27   | 36.7 | 20  | 6   | 17  | 2   | 10  | 64   | 78.1 |
| GEORGIA           | 01/29/19 | 70-60  | W   | 25        | 61   | .410 | 5          | 21  | .238 | 15  | 22  | .682 | 6            | 26  | 32   | 36.5 | 22  | 14  | 4   | 14  | 6   | 70   | 77.7 |
| at LSU            | 02/02/19 | 90-89  | W   | 35        | 60   | .583 | 13         | 24  | .542 | 7   | 11  | .636 | 4            | 16  | 20   | 35.7 | 29  | 20  | 18  | 3   | 8   | 90   | 78.3 |
| VANDERBILT        | 02/05/19 | 69-66  | W   | 23        | 51   | .451 | 8          | 19  | .421 | 15  | 20  | .750 | 8            | 21  | 29   | 35.4 | 17  | 18  | 11  | 2   | 4   | 69   | 77.9 |
| at South Carolina | 02/09/19 | 65-77  | L   | 22        | 57   | .386 | 6          | 22  | .273 | 15  | 20  | .750 | 9            | 20  | 29   | 35.1 | 18  | 11  | 14  | 4   | 13  | 65   | 77.3 |
| at Missouri       | 02/12/19 | 78-79  | L   | 28        | 60   | .467 | 5          | 20  | .250 | 17  | 23  | .739 | 13           | 20  | 33   | 35.0 | 17  | 16  | 12  | 3   | 5   | 78   | 77.3 |
| MISSISSIPPI STATE | 02/16/19 | 67-77  | L   | 22        | 52   | .423 | 7          | 20  | .350 | 16  | 21  | .762 | 9            | 22  | 31   | 34.8 | 23  | 16  | 20  | 5   | 7   | 67   | 76.9 |
| at Auburn         | 02/20/19 | 56-79  | L   | 19        | 58   | .328 | 4          | 26  | .154 | 14  | 24  | .583 | 12           | 23  | 35   | 34.8 | 13  | 9   | 15  | 3   | 10  | 56   | 76.1 |
| TEXAS A&M         | 02/23/19 | 80-87  | L   | 30        | 63   | .476 | 5          | 22  | .227 | 15  | 21  | .714 | 11           | 14  | 25   | 34.5 | 24  | 13  | 12  | 6   | 5   | 80   | 76.3 |
| at Kentucky       | 02/26/19 | 66-70  | L   | 23        | 61   | .377 | 10         | 20  | .500 | 10  | 15  | .667 | 10           | 17  | 27   | 34.2 | 23  | 14  | 7   | 3   | 7   | 66   | 75.9 |
| OLE MISS          | 03/02/19 | 74-73  | W   | 27        | 49   | .551 | 9          | 18  | .500 | 11  | 20  | .550 | 4            | 17  | 21   | 33.8 | 15  | 20  | 13  | 4   | 10  | 74   | 75.8 |
| at Vanderbilt     | 03/06/19 | 84-48  | W   | 30        | 57   | .526 | 11         | 18  | .611 | 13  | 20  | .650 | 10           | 22  | 32   | 33.7 | 17  | 18  | 11  | 7   | 10  | 84   | 76.1 |
| Arkansas          |          | 2283   |     | 799       | 1781 | .449 | 228        | 668 | .341 | 457 | 694 | .659 | 306          | 705 | 1011 | 33.7 | 618 | 487 | 404 | 147 | 245 | 2283 | 76.1 |
| Opponents         |          | 2187   |     | 726       | 1704 | .426 | 243        | 720 | .338 | 492 | 708 | .695 | 373          | 776 | 1149 | 38.3 | 662 | 392 | 504 | 97  | 183 | 2187 | 72.9 |

Assists/game: 16.2  
 Turnovers/game: 13.5  
 Assist/turnover ratio: 1.2  
 Steals/game: 8.2  
 Blocks/game: 4.9



## 2018-19 OPPONENT GAME-BY-GAME STATISTICS

| Opponent          | Date     | Score  | W/L | • TOTAL • |      |      | • 3-PTRS • |     |      |     |     |      | • REBOUNDS • |     |      |      | PF  |     |     |     |     |      | Pts  | Avg |
|-------------------|----------|--------|-----|-----------|------|------|------------|-----|------|-----|-----|------|--------------|-----|------|------|-----|-----|-----|-----|-----|------|------|-----|
|                   |          |        |     | FG        | FGA  | Pct  | 3FG        | FGA | Pct  | FT  | FTA | Pct  | Off          | Def | Tot  | Avg  |     | A   | TO  | Blk | Stl |      |      |     |
| vs Texas          | 11/09/18 | 71-73  | Lot | 21        | 67   | .313 | 10         | 31  | .323 | 21  | 30  | .700 | 16           | 32  | 48   | 48.0 | 25  | 10  | 14  | 5   | 8   | 73   | 73.0 |     |
| UC DAVIS          | 11/12/18 | 81-58  | W   | 18        | 56   | .321 | 7          | 29  | .241 | 15  | 18  | .833 | 11           | 25  | 36   | 42.0 | 32  | 11  | 24  | 0   | 3   | 58   | 65.5 |     |
| INDIANA           | 11/18/18 | 73-72  | W   | 27        | 58   | .466 | 8          | 20  | .400 | 10  | 15  | .667 | 8            | 32  | 40   | 41.3 | 20  | 13  | 18  | 1   | 4   | 72   | 67.7 |     |
| MONTANA STATE     | 11/21/18 | 90-68  | W   | 21        | 59   | .356 | 11         | 34  | .324 | 15  | 24  | .625 | 18           | 22  | 40   | 41.0 | 17  | 12  | 24  | 0   | 5   | 68   | 67.8 |     |
| UT ARLINGTON      | 11/23/18 | 78-60  | W   | 18        | 55   | .327 | 6          | 27  | .222 | 18  | 27  | .667 | 9            | 27  | 36   | 40.0 | 34  | 7   | 19  | 2   | 8   | 60   | 66.2 |     |
| FIU               | 12/01/18 | 121-89 | W   | 31        | 83   | .373 | 6          | 37  | .162 | 21  | 34  | .618 | 20           | 23  | 43   | 40.5 | 27  | 16  | 14  | 2   | 8   | 89   | 70.0 |     |
| at Colorado State | 12/05/18 | 98-74  | W   | 21        | 54   | .389 | 11         | 23  | .478 | 21  | 30  | .700 | 8            | 24  | 32   | 39.3 | 15  | 16  | 9   | 1   | 4   | 74   | 70.6 |     |
| WESTERN KENTUCKY  | 12/08/18 | 77-78  | L   | 29        | 58   | .500 | 9          | 22  | .409 | 11  | 17  | .647 | 8            | 29  | 37   | 39.0 | 15  | 18  | 14  | 8   | 4   | 78   | 71.5 |     |
| vs UTSA           | 12/15/18 | 79-67  | W   | 21        | 61   | .344 | 8          | 29  | .276 | 17  | 24  | .708 | 14           | 22  | 36   | 38.7 | 29  | 8   | 12  | 3   | 7   | 67   | 71.0 |     |
| GEORGIA TECH      | 12/19/18 | 65-69  | L   | 25        | 55   | .455 | 5          | 17  | .294 | 14  | 20  | .700 | 15           | 28  | 43   | 39.1 | 16  | 14  | 20  | 6   | 8   | 69   | 70.8 |     |
| TEXAS STATE       | 12/22/18 | 73-70  | W   | 25        | 60   | .417 | 12         | 26  | .462 | 8   | 21  | .381 | 17           | 25  | 42   | 39.4 | 29  | 11  | 16  | 0   | 7   | 70   | 70.7 |     |
| AUSTIN PEAY       | 12/28/18 | 76-65  | W   | 24        | 59   | .407 | 4          | 25  | .160 | 13  | 20  | .650 | 15           | 27  | 42   | 39.6 | 22  | 11  | 18  | 4   | 4   | 65   | 70.2 |     |
| at Texas A&M      | 01/05/19 | 73-71  | W   | 25        | 61   | .410 | 5          | 24  | .208 | 16  | 25  | .640 | 11           | 31  | 42   | 39.8 | 22  | 14  | 8   | 6   | 2   | 71   | 70.3 |     |
| FLORIDA           | 01/09/19 | 51-57  | L   | 18        | 58   | .310 | 6          | 26  | .231 | 15  | 19  | .789 | 10           | 29  | 39   | 39.7 | 25  | 9   | 12  | 2   | 4   | 57   | 69.4 |     |
| LSU               | 01/12/19 | 88-94  | Lot | 33        | 64   | .516 | 10         | 25  | .400 | 18  | 22  | .818 | 12           | 24  | 36   | 39.5 | 28  | 15  | 19  | 3   | 7   | 94   | 71.0 |     |
| at Tennessee      | 01/15/19 | 87-106 | L   | 30        | 57   | .526 | 11         | 18  | .611 | 35  | 39  | .897 | 12           | 22  | 34   | 39.1 | 17  | 19  | 17  | 3   | 9   | 106  | 73.2 |     |
| at Ole Miss       | 01/19/19 | 67-84  | L   | 31        | 64   | .484 | 7          | 22  | .318 | 15  | 17  | .882 | 13           | 27  | 40   | 39.2 | 18  | 19  | 13  | 3   | 13  | 84   | 73.8 |     |
| MISSOURI          | 01/23/19 | 72-60  | W   | 19        | 42   | .452 | 10         | 25  | .400 | 12  | 17  | .706 | 4            | 26  | 30   | 38.7 | 21  | 9   | 24  | 0   | 2   | 60   | 73.1 |     |
| at Texas Tech     | 01/26/19 | 64-67  | L   | 22        | 43   | .512 | 10         | 19  | .526 | 13  | 19  | .684 | 6            | 19  | 25   | 37.9 | 21  | 14  | 21  | 4   | 5   | 67   | 72.7 |     |
| GEORGIA           | 01/29/19 | 70-60  | W   | 19        | 65   | .292 | 7          | 24  | .292 | 15  | 29  | .517 | 23           | 33  | 56   | 38.8 | 26  | 12  | 16  | 4   | 2   | 60   | 72.1 |     |
| at LSU            | 02/02/19 | 90-89  | W   | 26        | 59   | .441 | 5          | 24  | .208 | 32  | 38  | .842 | 19           | 25  | 44   | 39.1 | 18  | 11  | 21  | 3   | 8   | 89   | 72.9 |     |
| VANDERBILT        | 02/05/19 | 69-66  | W   | 22        | 49   | .449 | 9          | 21  | .429 | 13  | 21  | .619 | 11           | 21  | 32   | 38.8 | 23  | 12  | 14  | 4   | 5   | 66   | 72.6 |     |
| at South Carolina | 02/09/19 | 65-77  | L   | 26        | 48   | .542 | 10         | 15  | .667 | 15  | 24  | .625 | 8            | 28  | 36   | 38.7 | 19  | 15  | 21  | 5   | 4   | 77   | 72.8 |     |
| at Missouri       | 02/12/19 | 78-79  | L   | 28        | 61   | .459 | 9          | 26  | .346 | 14  | 18  | .778 | 16           | 23  | 39   | 38.7 | 22  | 14  | 11  | 4   | 4   | 79   | 73.0 |     |
| MISSISSIPPI STATE | 02/16/19 | 67-77  | L   | 26        | 56   | .464 | 6          | 20  | .300 | 19  | 27  | .704 | 12           | 23  | 35   | 38.5 | 21  | 15  | 13  | 2   | 14  | 77   | 73.2 |     |
| at Auburn         | 02/20/19 | 56-79  | L   | 26        | 54   | .481 | 17         | 33  | .515 | 10  | 20  | .500 | 9            | 33  | 42   | 38.7 | 24  | 16  | 20  | 6   | 11  | 79   | 73.4 |     |
| TEXAS A&M         | 02/23/19 | 80-87  | L   | 28        | 48   | .583 | 6          | 16  | .375 | 25  | 34  | .735 | 12           | 23  | 35   | 38.5 | 20  | 13  | 18  | 5   | 10  | 87   | 73.9 |     |
| at Kentucky       | 02/26/19 | 66-70  | L   | 21        | 42   | .500 | 6          | 13  | .462 | 22  | 32  | .688 | 9            | 31  | 40   | 38.6 | 19  | 12  | 15  | 7   | 4   | 70   | 73.8 |     |
| OLE MISS          | 03/02/19 | 74-73  | W   | 29        | 54   | .537 | 6          | 22  | .273 | 9   | 11  | .818 | 8            | 22  | 30   | 38.3 | 18  | 15  | 16  | 1   | 6   | 73   | 73.8 |     |
| at Vanderbilt     | 03/06/19 | 84-48  | W   | 16        | 54   | .296 | 6          | 27  | .222 | 10  | 16  | .625 | 19           | 20  | 39   | 38.3 | 19  | 11  | 23  | 3   | 3   | 48   | 72.9 |     |
| Opponents         |          | 2187   |     | 726       | 1704 | .426 | 243        | 720 | .338 | 492 | 708 | .695 | 373          | 776 | 1149 | 38.3 | 662 | 392 | 504 | 97  | 183 | 2187 | 72.9 |     |
| Arkansas          |          | 2283   |     | 799       | 1781 | .449 | 228        | 668 | .341 | 457 | 694 | .659 | 306          | 705 | 1011 | 33.7 | 618 | 487 | 404 | 147 | 245 | 2283 | 76.1 |     |

Assists/game: 13.1

Turnovers/game: 16.8

Assist/turnover ratio: 0.8

Steals/game: 6.1

Blocks/game: 3.2

## ARKANSAS RAZORBACKS

### 2018-19 GAME-BY-GAME POINTS-ASSISTS-REBOUNDS

| Opponent | Date     | Score  | WL  | 00<br>SILLS | 01<br>JOE | 02<br>BAILEY | 05<br>HARRIS | 10<br>GAFFORD | 11<br>EMERY-SIMPSON | 12<br>STEVENS | 13<br>JONES | 15<br>HOLMES | 22<br>OSABUOHEN | 24<br>HENDERSON | 35<br>CHANEY |
|----------|----------|--------|-----|-------------|-----------|--------------|--------------|---------------|---------------------|---------------|-------------|--------------|-----------------|-----------------|--------------|
| vs TEX   | 11/09/18 | 71-73  | LOT | 3-1-0       | 17-2-0    | 8-5-1        | 11-5-4       | 20-12-0       | 0-2-0               | DNP           | 11-6-3      | DNP          | 1-3-0           | DNP             | 0-5-0        |
| UCD      | 11/12/18 | 81-58  | W   | 2-1-0       | 14-5-2    | 20-4-2       | 2-2-4        | 12-4-2        | 7-0-1               | DNP           | 21-8-2      | DNP          | 0-5-1           | 0-0-0           | 3-1-0        |
| IND      | 11/18/18 | 73-72  | W   | 2-1-2       | 13-2-3    | 4-1-1        | 5-2-4        | 27-12-0       | 2-2-1               | DNP           | 11-5-7      | DNP          | 5-0-2           | DNP             | 4-3-0        |
| MSU      | 11/21/18 | 90-68  | W   | 5-1-5       | 10-3-5    | 10-3-2       | 11-2-11      | 16-7-0        | 6-0-1               | 0-0-0         | 18-3-3      | 0-0-0        | 6-2-1           | 0-2-0           | 8-5-1        |
| UTA      | 11/23/18 | 78-60  | W   | 3-1-2       | 10-3-3    | 14-5-1       | 14-3-6       | 21-5-0        | 2-3-0               | DNP           | 4-5-0       | 0-0-0        | 0-2-2           | 0-2-1           | 8-8-0        |
| FIU      | 12/01/18 | 121-89 | W   | 7-3-6       | 34-1-3    | 10-5-1       | 9-3-10       | 23-12-0       | 7-3-3               | DNP           | 19-10-3     | 0-0-0        | 3-5-1           | 3-1-0           | 2-0-0        |
| at CSU   | 12/05/18 | 98-74  | W   | 8-1-2       | 14-2-1    | 10-8-3       | 8-5-12       | 12-9-3        | 14-2-2              | DNP           | 16-4-4      | DNP          | 5-5-0           | 0-0-0           | 11-8-0       |
| WKU      | 12/08/18 | 77-78  | L   | 9-2-0       | 19-3-1    | 0-5-0        | 13-4-7       | 17-9-1        | 0-0-0               | DNP           | 15-3-1      | DNP          | 0-1-0           | DNP             | 4-4-0        |
| vs UTSA  | 12/15/18 | 79-67  | W   | 9-1-0       | 21-1-0    | 2-3-0        | 11-2-10      | 13-14-0       | 2-0-0               | DNP           | 6-4-3       | DNP          | 4-4-0           | DNP             | 11-5-4       |
| GT       | 12/19/18 | 65-69  | L   | 6-2-0       | 13-3-3    | 0-2-0        | 7-3-4        | 14-8-3        | 0-0-0               | DNP           | 17-6-5      | DNP          | 2-2-0           | DNP             | 6-4-1        |
| TXST     | 12/22/18 | 73-70  | W   | 0-0-2       | 10-3-0    | 0-3-0        | 10-0-1       | 19-10-1       | 2-2-0               | DNP           | 21-4-4      | DNP          | 4-5-4           | DNP             | 7-6-0        |
| APSU     | 12/28/18 | 76-65  | W   | 0-3-5       | 15-0-1    | 5-1-0        | 7-3-7        | 16-10-0       | 14-1-0              | DNP           | 2-3-4       | DNP          | 1-2-3           | DNP             | 12-4-1       |
| at TAMU  | 01/05/19 | 73-71  | W   | 14-1-1      | 11-2-1    | 5-5-0        | 15-3-9       | 11-11-1       | 0-2-0               | DNP           | 9-5-3       | DNP          | 6-7-1           | DNP             | 2-3-0        |
| UF       | 01/09/19 | 51-57  | L   | 0-0-0       | 6-3-3     | 4-5-0        | 2-1-3        | 9-12-1        | 0-3-0               | DNP           | 30-2-3      | DNP          | 0-8-0           | DNP             | 0-1-0        |
| LSU      | 01/12/19 | 88-94  | LOT | 0-1-5       | 5-5-2     | 8-3-3        | 7-1-6        | 32-7-0        | 2-0-2               | DNP           | 22-6-1      | DNP          | 0-0-1           | DNP             | 12-5-1       |
| at UT    | 01/15/19 | 87-106 | L   | 2-0-1       | 23-4-0    | 7-2-0        | 6-3-5        | 10-7-0        | 3-0-3               | DNP           | 18-7-6      | DNP          | 5-1-0           | 2-1-0           | 11-6-1       |
| at OM    | 01/19/19 | 67-84  | L   | 2-0-0       | 11-5-1    | 4-2-2        | 3-6-7        | 9-10-1        | 16-1-0              | DNP           | 5-2-2       | DNP          | 13-3-1          | DNP             | 4-1-0        |
| MIZ      | 01/23/19 | 72-60  | W   | 8-3-1       | 23-1-2    | 1-0-0        | 10-2-6       | 13-10-1       | 5-1-2               | DNP           | 6-4-1       | DNP          | 0-2-1           | DNP             | 6-6-4        |
| at TTU   | 01/26/19 | 64-67  | L   | 1-2-0       | 5-0-1     | 8-2-1        | 11-1-2       | 16-5-0        | 5-1-1               | DNP           | 11-3-1      | DNP          | 3-2-0           | DNP             | 4-3-0        |
| UGA      | 01/29/19 | 70-60  | W   | 3-1-1       | 3-0-0     | 8-2-0        | 13-3-1       | 11-5-2        | 0-3-1               | DNP           | 23-6-4      | DNP          | 3-3-3           | 0-0-0           | 6-6-2        |
| at LSU   | 02/02/19 | 90-89  | W   | 0-1-1       | 18-3-2    | 5-1-0        | 11-1-5       | 23-8-0        | 16-2-0              | DNP           | 10-1-5      | DNP          | 3-3-6           | DNP             | 4-0-1        |
| VU       | 02/05/19 | 69-66  | W   | 2-0-3       | 18-4-5    | 4-3-1        | 2-5-3        | 28-9-3        | 5-1-0               | DNP           | 7-1-2       | DNP          | 0-1-1           | DNP             | 3-2-0        |
| at SC    | 02/09/19 | 65-77  | L   | 0-1-2       | 11-3-0    | 6-6-1        | 17-3-2       | 8-5-1         | 4-1-0               | DNP           | 15-3-4      | DNP          | 0-2-1           | DNP             | 4-3-0        |
| at MIZ   | 02/12/19 | 78-79  | L   | 3-0-1       | 17-4-0    | 4-2-2        | 6-4-10       | 26-8-0        | 3-2-0               | DNP           | 12-3-2      | DNP          | 7-2-1           | DNP             | 0-1-0        |
| MS       | 02/16/19 | 67-77  | L   | 0-0-2       | 5-2-3     | 8-4-1        | 8-4-7        | 8-11-1        | 3-0-0               | DNP           | 30-2-2      | DNP          | 0-2-0           | DNP             | 5-2-0        |
| at AU    | 02/20/19 | 56-79  | L   | 9-4-3       | 14-2-1    | 1-2-0        | 5-4-2        | 10-8-0        | 2-2-2               | DNP           | 4-3-1       | DNP          | 7-4-0           | 0-0-0           | 4-1-0        |
| TAMU     | 02/23/19 | 80-87  | L   | 7-1-0       | 20-6-2    | 4-2-0        | 2-0-3        | 23-13-0       | 3-0-0               | DNP           | 11-0-4      | DNP          | 8-0-2           | DNP             | 2-2-2        |
| at UK    | 02/26/19 | 66-70  | L   | 15-0-0      | 19-1-3    | 0-5-0        | 1-2-3        | 14-8-0        | 0-0-0               | DNP           | 9-1-3       | DNP          | 0-5-4           | DNP             | 8-2-1        |
| OM       | 03/02/19 | 74-73  | W   | 5-2-1       | 9-2-2     | 6-4-0        | 10-1-9       | 17-2-0        | 0-2-0               | DNP           | 22-3-2      | DNP          | 2-1-4           | DNP             | 3-2-2        |
| at VU    | 03/06/19 | 84-48  | W   | 11-2-4      | 12-2-1    | 4-0-0        | 4-4-4        | 20-4-0        | 4-0-1               | 3-0-0         | 16-6-5      | 3-0-0        | 0-7-3           | 0-0-0           | 7-4-0        |

## ARKANSAS RAZORBACKS

### 2018-19 STARTING LINEUPS

| Date    | Opponent          | GUARD | GUARD  | GUARD | FORWARD    | FORWARD | 1st SUB       | Outcome     | RECORD BY LINEUP: |        |       |            |         |       |
|---------|-------------------|-------|--------|-------|------------|---------|---------------|-------------|-------------------|--------|-------|------------|---------|-------|
| Nov. 09 | vs. Texas         | Joe   | Harris | Jones | Bailey     | Gafford | Gabe          | L, 71-73 ot | Joe               | Harris | Jones | Bailey     | Gafford | 13-11 |
| Nov. 12 | UC Davis          | Joe   | Harris | Jones | Bailey     | Gafford | Gabe/Desi     | W, 81-58    | Joe               | Harris | Jones | Chaney     | Gafford | 1-1   |
| Nov. 18 | Indiana           | Joe   | Harris | Jones | Bailey     | Gafford | Gabe          | W, 73-72    | Joe               | Harris | Sills | Osabuohien | Gafford | 2-2   |
| Nov. 21 | Montana State     | Joe   | Harris | Jones | Bailey     | Gafford | Gabe          | W, 90-68    |                   |        |       |            |         |       |
| Nov. 23 | UT Arlington      | Joe   | Harris | Jones | Bailey     | Gafford | Desi          | W, 78-60    |                   |        |       |            |         |       |
| Dec. 01 | FIU               | Joe   | Harris | Jones | Bailey     | Gafford | Gabe/Desi     | W, 121-89   |                   |        |       |            |         |       |
| Dec. 05 | at Colorado State | Joe   | Harris | Jones | Bailey     | Gafford | Gabe          | W, 98-74    |                   |        |       |            |         |       |
| Dec. 08 | Western Kentucky  | Joe   | Harris | Jones | Bailey     | Gafford | Gabe/Desi     | L, 77-78    |                   |        |       |            |         |       |
| Dec. 15 | vs. UTSA          | Joe   | Harris | Jones | Bailey     | Gafford | Gabe/Desi     | W, 79-67    |                   |        |       |            |         |       |
| Dec. 19 | Georgia Tech      | Joe   | Harris | Jones | Bailey     | Gafford | Reggie/Desi   | L, 65-69    |                   |        |       |            |         |       |
| Dec. 22 | Texas State       | Joe   | Harris | Jones | Chaney     | Gafford | Gabe/Desi     | W, 73-70    |                   |        |       |            |         |       |
| Dec. 28 | vs. Austin Peay   | Joe   | Harris | Jones | Bailey     | Gafford | Gabe/Desi     | W, 76-65    |                   |        |       |            |         |       |
| Jan. 05 | at Texas A&M      | Joe   | Harris | Jones | Bailey     | Gafford | Gabe/Desi     | W, 73-71    |                   |        |       |            |         |       |
| Jan. 09 | Florida           | Joe   | Harris | Jones | Bailey     | Gafford | Gabe          | L, 51-57    |                   |        |       |            |         |       |
| Jan. 12 | LSU               | Joe   | Harris | Jones | Bailey     | Gafford | Gabe/Reggie   | L, 88-94 ot |                   |        |       |            |         |       |
| Jan. 15 | at Tennessee      | Joe   | Harris | Jones | Bailey     | Gafford | Desi/Reggie   | L, 87-106   |                   |        |       |            |         |       |
| Jan. 19 | at Ole Miss       | Joe   | Harris | Jones | Chaney     | Gafford | Desi          | L, 67-84    |                   |        |       |            |         |       |
| Jan. 23 | Missouri          | Joe   | Harris | Jones | Bailey     | Gafford | Gabe/Desi     | W, 72-60    |                   |        |       |            |         |       |
| Jan. 26 | at Texas Tech     | Joe   | Harris | Jones | Bailey     | Gafford | Keyshawn      | L, 64-67    |                   |        |       |            |         |       |
| Jan. 29 | Georgia           | Joe   | Harris | Jones | Bailey     | Gafford | Key/Reggie    | W, 70-60    |                   |        |       |            |         |       |
| Feb. 2  | at LSU            | Joe   | Harris | Jones | Bailey     | Gafford | Gabe          | W, 90-89    |                   |        |       |            |         |       |
| Feb. 5  | Vanderbilt        | Joe   | Harris | Jones | Bailey     | Gafford | Gabe          | W, 69-66    |                   |        |       |            |         |       |
| Feb. 09 | at South Carolina | Joe   | Harris | Jones | Bailey     | Gafford | Keyshawn      | L, 65-77    |                   |        |       |            |         |       |
| Feb. 12 | at Missouri       | Joe   | Harris | Jones | Bailey     | Gafford | Desi/Reggie   | L, 78-79    |                   |        |       |            |         |       |
|         |                   |       |        |       |            |         | Gabe/Keyshawn |             |                   |        |       |            |         |       |
| Feb. 16 | Mississippi State | Joe   | Harris | Jones | Bailey     | Gafford | Keyshawn      | L, 67-77    |                   |        |       |            |         |       |
| Feb. 20 | at Auburn         | Joe   | Harris | Jones | Bailey     | Gafford | Keyshawn      | L, 56-79    |                   |        |       |            |         |       |
| Feb. 23 | Texas A&M         | Joe   | Harris | Sills | Osabuohien | Gafford | Reggie        | L, 80-87    |                   |        |       |            |         |       |
| Feb. 26 | at Kentucky       | Joe   | Harris | Sills | Osabuohien | Gafford | Adrio/Mason   | L, 66-70    |                   |        |       |            |         |       |
| Mar. 2  | Ole Miss          | Joe   | Harris | Sills | Osabuohien | Gafford | Adrio/Mason   | W, 74-73    |                   |        |       |            |         |       |
| Mar. 6  | at Vanderbilt     | Joe   | Harris | Sills | Osabuohien | Gafford | Adrio/Mason   | W, 74-73    |                   |        |       |            |         |       |
|         |                   |       |        |       |            |         | Keyshawn      |             |                   |        |       |            |         |       |

# ARKANSAS RAZORBACKS

## 2018-19 SPECIALTY STATS (ARKANSAS/OPPONENT)

| Opponent        | Pts in Paint | Pts Off TO | 2nd Chance | Fast Break | Bench   | Ties | Lead Chng | Ark Largest Lead | Opp Largest Lead | Ark Led | Opp Led | Gm Tied |
|-----------------|--------------|------------|------------|------------|---------|------|-----------|------------------|------------------|---------|---------|---------|
| vs. Texas       | 20 / 20      | 14 / 13    | 6 / 10     | 2 / 2      | 4 / 25  | 6    | 10        | 8 15:02 1st      | 12 09:59 1st     | 14:56   | 26:52   | 3:12    |
| UC Davis        | 26 / 18      | 26 / 8     | 5 / 11     | 4 / 3      | 12 / 17 | 0    | 0         | 24 00:10 2nd     | --               | 39:02   | --      | 0:58    |
| Indiana         | 38 / 30      | 14 / 13    | 3 / 13     | 6 / 4      | 13 / 14 | 8    | 9         | 10 17:10 2nd     | 5 13:20 1st      | 26:13   | 8:31    | 5:16    |
| Montana St.     | 46 / 16      | 29 / 9     | 7 / 20     | 20 / 3     | 25 / 9  | 0    | 0         | 29 04:56 2nd     | --               | 39:55   | --      | 0:05    |
| UT Arlington    | 32 / 22      | 25 / 8     | 14 / 7     | 6 / 2      | 15 / 21 | 0    | 1         | 18 04:20 2nd     | 1 19:26 1st      | 38:47   | 0:49    | 0:24    |
| FIU             | 52 / 50      | 15 / 21    | 12 / 21    | 18 / 18    | 26 / 29 | 0    | 0         | 35 00:18 2nd     | --               | 39:52   | --      | 0:08    |
| at Colorado St. | 40 / 20      | 16 / 10    | 22 / 5     | 17 / 14    | 38 / 7  | 0    | 0         | 26 01:22 2nd     | --               | 38:57   | --      | 0:34    |
| Western Ky.     | 42 / 34      | 6 / 17     | 4 / 11     | 8 / 12     | 9 / 13  | 4    | 5         | 9 16:47 1st      | 8 12:43 2nd      | 23:30   | 15:31   | 0:59    |
| vs. UTSA        | 30 / 24      | 17 / 16    | 11 / 9     | 15 / 5     | 26 / 12 | 4    | 6         | 12 00:12 2nd     | 5 15:45 1st      | 23:33   | 14:11   | 2:16    |
| Georgia Tech    | 30 / 26      | 23 / 13    | 3 / 15     | 11 / 11    | 10 / 14 | 5    | 11        | 5 13:29 2nd      | 11 14:37 1st     | 11:45   | 23:28   | 4:37    |
| Texas State     | 28 / 18      | 19 / 19    | 2 / 21     | 8 / 2      | 6 / 19  | 2    | 1         | 10 03:38 2nd     | 13 11:32 1st     | 26:59   | 11:59   | 1:01    |
| Austin Peay     | 38 / 24      | 21 / 5     | 14 / 7     | 13 / 6     | 31 / 29 | 10   | 16        | 11 04:15 2nd     | 4 11:26 1st      | 18:26   | 13:46   | 7:20    |
| at Texas A&M    | 26 / 38      | 10 / 6     | 18 / 16    | 5 / 8      | 22 / 13 | 11   | 16        | 8 14:09 1st      | 3 03:31 1st      | 23:19   | 7:00    | 9:41    |
| Florida         | 18 / 18      | 12 / 7     | 2 / 5      | 2 / 2      | 0 / 10  | 1    | 1         | 4 18:06 1st      | 16 02:35 2nd     | 4:04    | 32:48   | 3:08    |
| LSU             | 54 / 44      | 17 / 23    | 16 / 15    | 11 / 10    | 14 / 14 | 6    | 2         | 2 04:41 OT       | 13 17:17 2nd     | 0:30    | 40:11   | 4:19    |
| at Tennessee    | 42 / 32      | 20 / 35    | 19 / 15    | 6 / 11     | 23 / 50 | 0    | 0         | --               | 30 07:51 2nd     | --      | 39:43   | 0:17    |
| at Ole Miss     | 28 / 44      | 18 / 22    | 15 / 17    | 0 / 9      | 34 / 21 | 0    | 0         | --               | 19 02:00 2nd     | --      | 39:20   | 0:40    |
| Missouri        | 30 / 16      | 27 / 13    | 10 / 9     | 8 / 4      | 19 / 15 | 0    | 5         | 12 01:26 2nd     | 13 11:12 1st     | 19:21   | 20:13   | 0:26    |
| at Texas Tech   | 28 / 16      | 25 / 26    | 11 / 2     | 4 / 2      | 15 / 15 | 5    | 6         | 3 00:00 1st      | 12 08:28 2nd     | 1:37    | 35:54   | 2:39    |
| Georgia         | 34 / 24      | 16 / 7     | 5 / 17     | 8 / 5      | 12 / 16 | 7    | 7         | 10 00:15 2nd     | 9 15:31 1st      | 18:09   | 18:12   | 3:39    |
| at LSU          | 32 / 42      | 24 / 21    | 6 / 21     | 2 / 4      | 23 / 25 | 6    | 8         | 18 13:45 2nd     | 4 17:02 1st      | 32:58   | 05:13   | 1:49    |
| Vanderbilt      | 26 / 24      | 14 / 11    | 6 / 10     | 13 / 11    | 10 / 23 | 4    | 12        | 10 10:17 2nd     | 10 03:57 1st     | 20:12   | 17:24   | 2:24    |
| at USC          | 26 / 24      | 25 / 14    | 15 / 12    | 10 / 8     | 8 / 12  | 4    | 4         | 13 15:37 2nd     | 12 00:41 2nd     | 29:24   | 07:59   | 2:37    |
| at Missouri     | 42 / 29      | 15 / 8     | 16 / 21    | 0 / 0      | 13 / 24 | 2    | 1         | 2 19:47 1st      | 14 10:42 1st     | 00:52   | 28:10   | 0:58    |
| Miss State      | 22 / 36      | 22 / 27    | 9 / 14     | 17 / 20    | 15 / 8  | 5    | 5         | 8 19:47 2nd      | 16 10:15 2nd     | 18:09   | 19:15   | 2:36    |
| at Auburn       | 26 / 18      | 18 / 24    | 11 / 11    | 10 / 10    | 22 / 19 | 0    | 0         | --               | 32 15:52 2nd     | --      | 29:50   | 0:10    |
| Texas A&M       | 40 / 40      | 20 / 19    | 11 / 16    | 4 / 10     | 20 / 31 | 3    | 7         | 6 13:30 1st      | 11 02:28 2nd     | 12:56   | 25:17   | 1:47    |
| at Kentucky     | 22 / 24      | 16 / 11    | 9 / 8      | 2 / 6      | 17 / 10 | 2    | 2         | 15 01:22 2nd     | 6 02:41 2nd      | 24:46   | 12:37   | 2:16    |
| Ole Miss        | 34 / 34      | 13 / 12    | 8 / 13     | 8 / 8      | 31 / 22 | 4    | 21        | 4 08:17 2nd      | 8 09:49 1st      | 11:33   | 27:00   | 1:25    |
| at Vanderbilt   | 28 / 20      | 33 / 8     | 7 / 11     | 10 / 4     | 37 / 19 | 2    | 1         | 38 00:24 2nd     | 10 13:17 1st     | 26:14   | 11:18   | 2:28    |



# ARKANSAS RAZORBACKS

## 2018-19 GAME HIGHS IN...

| Opponent          | DATE     | SCORE  | RESULT | POINTS               | REBOUNDS                        | ASSISTS                                     | STEALS   | BLOCKED SHOTS   |
|-------------------|----------|--------|--------|----------------------|---------------------------------|---|--|---|
| vs Texas          | 11/09/18 | 71-73  | LOT    | 20-Daniel Gafford    | 12-Daniel Gafford               | 4-Jalen Harris                              | 3-Jalen Harris                                       | 2-Daniel Gafford  |
| UC DAVIS          | 11/12/18 | 81-58  | W      | 21-Mason Jones       | 8-Mason Jones                   | 4-Jalen Harris                              | 3-Isaiah Joe   | 4-Daniel Gafford  |
| INDIANA           | 11/18/18 | 73-72  | W      | 27-Daniel Gafford    | 12-Daniel Gafford               | 7-Mason Jones                               | 2-Daniel Gafford                                     | 3-Reggie Chaney<br>Daniel Gafford   |
| MONTANA STATE     | 11/21/18 | 90-68  | W      | 18-Mason Jones       | 7-Daniel Gafford                | 11-Jalen Harris                             | 5-Isaiah Joe   | 1-Ethan Henderson<br>Reggie Chaney<br>Adrio Bailey<br>Daniel Gafford            |
| UT ARLINGTON      | 11/23/18 | 78-60  | W      | 21-Daniel Gafford    | 8-Reggie Chaney                 | 6-Jalen Harris                              | 3-Adrio Bailey                                       | 2-Adrio Bailey  |
| FIU               | 12/01/18 | 121-89 | W      | 34-Isaiah Joe        | 12-Daniel Gafford               | 10-Jalen Harris                             | 3-K. Embery-Simpson                                  | 4-Adrio Bailey<br>Daniel Gafford  |
| at Colorado State | 12/05/18 | 98-74  | W      | 16-Mason Jones       | 9-Daniel Gafford                | 12-Jalen Harris                             | 4-Jalen Harris                                       | 3-Daniel Gafford<br>Reggie Chaney   |
| WESTERN KENTUCKY  | 12/08/18 | 77-78  | L      | 19-Isaiah Joe        | 9-Daniel Gafford                | 7-Jalen Harris                              | 2-Jalen Harris                                       | 2-Daniel Gafford  |
| vs UTSA           | 12/15/18 | 79-67  | W      | 21-Isaiah Joe        | 14-Daniel Gafford               | 10-Jalen Harris                             | 4-Reggie Chaney                                      | 3-Reggie Chaney   |
| GEORGIA TECH      | 12/19/18 | 65-69  | L      | 17-Mason Jones       | 8-Daniel Gafford                | 5-Mason Jones                               | 2-Mason Jones  | 3-Reggie Chaney<br>Daniel Gafford   |
| TEXAS STATE       | 12/22/18 | 73-70  | W      | 21-Mason Jones       | 10-Daniel Gafford               | 4-Mason Jones<br>Gabe Osabuohien            | 3-Isaiah Joe<br>Mason Jones                          | 2-Reggie Chaney<br>Daniel Gafford   |
| AUSTIN PEAY       | 12/28/18 | 76-65  | W      | 16-Daniel Gafford    | 10-Daniel Gafford               | 7-Jalen Harris                              | 5-Isaiah Joe   | 4-Daniel Gafford  |
| at Texas A&M      | 01/05/19 | 73-71  | W      | 15-Jalen Harris      | 11-Daniel Gafford               | 9-Jalen Harris                              | 1-Gabe Osabuohien<br>K. Embery-Simpson<br>Isaiah Joe | 1-Reggie Chaney<br>Daniel Gafford<br>Gabe Osabuohien                            |
| FLORIDA           | 01/09/19 | 51-57  | L      | 30-Mason Jones       | 12-Daniel Gafford               | 3-Mason Jones<br>Isaiah Joe<br>Jalen Harris | 2-Adrio Bailey                                       | 1-Isaiah Joe<br>Adrio Bailey<br>Reggie Chaney<br>Mason Jones<br>Gabe Osabuohien |
| LSU               | 01/12/19 | 88-94  | LOT    | 32-Daniel Gafford    | 7-Daniel Gafford                | 6-Jalen Harris                              | 4-Reggie Chaney                                      | 2-Daniel Gafford<br>Reggie Chaney   |
| at Tennessee      | 01/15/19 | 87-106 | L      | 23-Isaiah Joe        | 7-Mason Jones<br>Daniel Gafford | 6-Mason Jones                               | 2-Isaiah Joe<br>Daniel Gafford<br>Ethan Henderson    | 1-Reggie Chaney   |
| at Ole Miss       | 01/19/19 | 67-84  | L      | 16-K. Embery-Simpson | 10-Daniel Gafford               | 7-Jalen Harris                              | 2-Mason Jones  | 2-Daniel Gafford  |
| MISSOURI          | 01/23/19 | 72-60  | W      | 23-Isaiah Joe        | 10-Daniel Gafford               | 6-Jalen Harris                              | 3-Isaiah Joe<br>Jalen Harris                         | None  |
| at Texas Tech     | 01/26/19 | 64-67  | L      | 16-Daniel Gafford    | 5-Daniel Gafford                | 2-Jalen Harris                              | 3-Jalen Harris                                       | 1-Daniel Gafford<br>Jalen Harris  |
| GEORGIA           | 01/29/19 | 70-60  | W      | 23-Mason Jones       | 6-Reggie Chaney<br>Mason Jones  | 4-Mason Jones                               | 2-Gabe Osabuohien                                    | 5-Reggie Chaney   |
| at LSU            | 02/02/19 | 90-89  | W      | 23-Daniel Gafford    | 8-Daniel Gafford                | 6-Gabe Osabuohien                           | 2-Adrio Bailey<br>Daniel Gafford                     | 2-Daniel Gafford  |
| VANDERBILT        | 02/05/19 | 69-66  | W      | 28-Daniel Gafford    | 9-Daniel Gafford                | 5-Isaiah Joe                                | 2-Gabe Osabuohien                                    | 2-Daniel Gafford  |
| at South Carolina | 02/09/19 | 65-77  | L      | 17-Jalen Harris      | 6-Adrio Bailey                  | 4-Mason Jones                               | 3-Adrio Bailey                                       | 1-Adrio Bailey<br>Mason Jones<br>Isaiah Joe<br>Reggie Chaney                    |
| at Missouri       | 02/12/19 | 78-79  | L      | 26-Daniel Gafford    | 8-Daniel Gafford                | 10-Jalen Harris                             | 2-Isaiah Joe   | 2-Daniel Gafford  |
| MISSISSIPPI STATE | 02/16/19 | 67-77  | L      | 30-Mason Jones       | 11-Daniel Gafford               | 7-Jalen Harris                              | 2-Daniel Gafford<br>Isaiah Joe                       | 4-Daniel Gafford  |
| at Auburn         | 02/20/19 | 56-79  | L      | 14-Isaiah Joe        | 8-Daniel Gafford                | 3-Desi Sills                                | 3-Gabe Osabuohien                                    | 1-Gabe Osabuohien<br>Daniel Gafford<br>Ethan Henderson                          |
| TEXAS A&M         | 02/23/19 | 80-87  | L      | 23-Daniel Gafford    | 13-Daniel Gafford               | 4-Mason Jones                               | 2-Gabe Osabuohien                                    | 3-Daniel Gafford  |
| at Kentucky       | 02/26/19 | 66-70  | L      | 19-Isaiah Joe        | 8-Daniel Gafford                | 4-Gabe Osabuohien                           | 2-K. Embery-Simpson                                  | 2-Daniel Gafford  |
| OLE MISS          | 03/02/19 | 74-73  | W      | 22-Mason Jones       | 4-Adrio Bailey                  | 9-Jalen Harris                              | 3-Desi Sills<br>Gabe Osabuohien                      | 2-Isaiah Joe<br>Daniel Gafford  |
| at Vanderbilt     | 03/06/19 | 84-48  | W      | 20-Daniel Gafford    | 7-Gabe Osabuohien               | 5-Mason Jones                               | 3-Mason Jones  | 4-Daniel Gafford  |

| LED TEAM IN POINTS<br>(including ties) | LED TEAM IN REBS<br>(including ties) | LED TEAM IN ASSISTS<br>(including ties) | LED TEAM IN STEALS<br>(including ties) | LED TEAM IN BLKS<br>(including ties) |
|--|--------------------------------------|---|--|--------------------------------------|
| Gafford 11                             | Gafford 24                           | Harris 18                               | Joe 9                                  | Gafford 23                           |
| Jones 9                                | Jones 3                              | Jones 9                                 | Osabuohien 6                           | Chaney 12                            |
| Joe 7                                  | Chaney 3                             | Osabuohien 3                            | Harris 4                               | Bailey 5                             |
| Harris 2                               | Bailey 2                             | Joe 2                                   | Bailey 4                               | Osabuohien 3                         |
| Embery-Simpson 1                       | Osabuohien 1                         | Sills 1                                 | Gafford 4                              | Jones 2                              |
|  |                                      |   | Jones 4                                | Joe 2                                |
|  |                                      |   | Embery-Simpson 3                       | Henderson 2                          |
|  |                                      |   | Sills 1                                | Joe 1                                |
|  |                                      |   | Henderson 1                            | Harris 1                             |

## GAME 1 Arkansas vs. Texas

Nov. 9, 2018 • Armed Forces Classic • Fort Bliss - El Paso, Texas • ESPN

Arkansas 71 • 0-1

| #               | Player            | Total  |        | 3-Ptr     |       | Rebounds |     |     | PF    | TP    | A     | TO    | Blk      | Stl | Min |
|-----------------|-------------------|--------|--------|-----------|-------|----------|-----|-----|-------|-------|-------|-------|----------|-----|-----|
|                 |                   | FG-FGA | FG-FGA | FT-FTA    | Off   | Def      | Tot |     |       |       |       |       |          |     |     |
| 02              | Adrio Bailey      | f      | 4-5    | 0-1       | 0-2   | 0        | 5   | 5   | 3     | 8     | 1     | 1     | 1        | 1   | 35  |
| 10              | Daniel Gafford    | f      | 8-15   | 0-0       | 4-9   | 2        | 10  | 12  | 3     | 20    | 0     | 6     | 2        | 1   | 33  |
| 01              | Isaiah Joe        | f      | 6-10   | 5-8       | 0-0   | 0        | 2   | 2   | 4     | 17    | 0     | 1     | 0        | 0   | 34  |
| 05              | Jalen Harris      | f      | 3-12   | 0-5       | 5-6   | 3        | 2   | 5   | 2     | 11    | 4     | 2     | 0        | 3   | 39  |
| 13              | Mason Jones       | f      | 3-10   | 2-6       | 3-4   | 0        | 6   | 6   | 4     | 11    | 3     | 4     | 1        | 0   | 37  |
| 00              | Desi Sills        | f      | 1-2    | 1-1       | 0-0   | 0        | 1   | 1   | 2     | 3     | 0     | 0     | 0        | 0   | 16  |
| 11              | K. Embery-Simpson | f      | 0-2    | 0-0       | 0-1   | 1        | 1   | 2   | 0     | 0     | 0     | 0     | 0        | 0   | 9   |
| 22              | Gabe Osabuohien   | f      | 0-4    | 0-1       | 1-2   | 2        | 1   | 3   | 1     | 1     | 0     | 1     | 1        | 0   | 11  |
| 35              | Reggie Chaney     | f      | 0-1    | 0-0       | 0-0   | 2        | 3   | 5   | 4     | 0     | 0     | 3     | 0        | 1   | 11  |
|                 | Team              |        |        |           |       | 0        | 5   | 5   |       |       |       |       |          |     |     |
| Totals          |                   |        | 25-61  | 8-22      | 13-24 | 10       | 36  | 46  | 23    | 71    | 8     | 18    | 5        | 6   | 225 |
| FG % 1st Half:  |                   | 12-30  | 40.0%  | 2nd half: | 11-24 | 45.8%    | OT: | 2-7 | 28.6% | Game: | 25-61 | 41.0% | Deadball |     |     |
| 3FG % 1st Half: |                   | 4-9    | 44.4%  | 2nd half: | 3-9   | 33.3%    | OT: | 1-4 | 25.0% | Game: | 8-22  | 36.4% | Rebounds |     |     |
| FT % 1st Half:  |                   | 2-5    | 40.0%  | 2nd half: | 8-13  | 61.5%    | OT: | 3-6 | 50.0% | Game: | 13-24 | 54.2% | 5        |     |     |

Texas 73 • 1-0

| #               | Player             | Total  |        | 3-Ptr     |       | Rebounds |     |     | PF    | TP    | A     | TO    | Blk      | Stl | Min |
|-----------------|--------------------|--------|--------|-----------|-------|----------|-----|-----|-------|-------|-------|-------|----------|-----|-----|
|                 |                    | FG-FGA | FG-FGA | FT-FTA    | Off   | Def      | Tot |     |       |       |       |       |          |     |     |
| 20              | Jericho Sims       | f      | 4-7    | 0-0       | 6-10  | 2        | 3   | 5   | 5     | 14    | 0     | 4     | 2        | 0   | 36  |
| 21              | Dylan Osetkowski   | f      | 2-9    | 1-4       | 6-10  | 6        | 7   | 13  | 4     | 11    | 1     | 6     | 0        | 3   | 39  |
| 02              | Matt Coleman III   | f      | 0-8    | 0-3       | 2-2   | 0        | 0   | 0   | 5     | 2     | 4     | 1     | 0        | 1   | 29  |
| 12              | Kerwin Roach II    | f      | 6-18   | 4-11      | 2-2   | 1        | 10  | 11  | 2     | 18    | 2     | 2     | 0        | 1   | 39  |
| 13              | Jase Febres        | f      | 1-6    | 1-5       | 0-0   | 1        | 0   | 1   | 0     | 3     | 0     | 0     | 0        | 1   | 21  |
| 03              | Courtney Ramey     | f      | 4-6    | 2-3       | 0-0   | 0        | 3   | 3   | 4     | 10    | 2     | 0     | 0        | 0   | 16  |
| 10              | Jaxson Hayes       | f      | 1-2    | 0-0       | 0-0   | 4        | 4   | 8   | 3     | 2     | 0     | 1     | 2        | 0   | 16  |
| 33              | Kamaka Hepa        | f      | 1-2    | 1-1       | 0-0   | 0        | 1   | 1   | 0     | 3     | 0     | 0     | 0        | 1   | 5   |
| 55              | Elijah Mitrou-Long | f      | 2-9    | 1-4       | 5-6   | 0        | 2   | 2   | 2     | 10    | 1     | 0     | 1        | 1   | 24  |
|                 | Team               |        |        |           |       | 2        | 2   | 4   |       |       |       |       |          |     |     |
| Totals          |                    |        | 21-67  | 10-31     | 21-30 | 16       | 32  | 48  | 25    | 73    | 10    | 14    | 5        | 8   | 225 |
| FG % 1st Half:  |                    | 13-34  | 38.2%  | 2nd half: | 5-26  | 19.2%    | OT: | 3-7 | 42.9% | Game: | 21-67 | 31.3% | Deadball |     |     |
| 3FG % 1st Half: |                    | 7-19   | 36.8%  | 2nd half: | 3-10  | 30.0%    | OT: | 0-2 | 0.0%  | Game: | 10-31 | 32.3% | Rebounds |     |     |
| FT % 1st Half:  |                    | 3-4    | 75.0%  | 2nd half: | 14-20 | 70.0%    | OT: | 4-6 | 66.7% | Game: | 21-30 | 70.0% | 3        |     |     |

Officials: Jerry Pollard, Kip Kissinger, Keith Kimble

Technical fouls: Arkansas-None. Texas-None.

Attendance: 1400

2:10 in 1st half - Flagrant 1 foul on #3 (Texas) Ramey

| Score by periods | 1st | 2nd | OT | Total |
|------------------|-----|-----|----|-------|
| Arkansas         | 30  | 33  | 8  | 71    |
| Texas            | 36  | 27  | 10 | 73    |

## GAME 3 Arkansas vs. Indiana

Nov. 18, 2018 • Hardwood Showcase • Fayetteville, Ark. - Bud Walton Arena • ESPN

Indiana 72 • 3-1

| #               | Player          | Total  |        | 3-Ptr     |       | Rebounds |       |       | PF    | TP       | A  | TO | Blk     | Stl | Min |
|-----------------|-----------------|--------|--------|-----------|-------|----------|-------|-------|-------|----------|----|----|---------|-----|-----|
|                 |                 | FG-FGA | FG-FGA | FT-FTA    | Off   | Def      | Tot   |       |       |          |    |    |         |     |     |
| 03              | SMITH,JUSTIN    | f      | 1-6    | 0-2       | 1-4   | 0        | 0     | 0     | 2     | 3        | 0  | 2  | 0       | 0   | 15  |
| 13              | MORGAN,JUWAN    | f      | 6-8    | 2-3       | 1-2   | 3        | 4     | 7     | 4     | 15       | 2  | 2  | 0       | 0   | 23  |
| 00              | LANGFORD,ROMEO  | f      | 6-15   | 2-5       | 8-9   | 2        | 8     | 10    | 3     | 22       | 5  | 4  | 1       | 1   | 38  |
| 01              | DURHAM,ALJAMI   | f      | 4-9    | 3-4       | 0-0   | 1        | 2     | 3     | 3     | 11       | 3  | 5  | 0       | 0   | 36  |
| 10              | PHINISEE,ROB    | f      | 3-7    | 1-3       | 0-0   | 0        | 2     | 2     | 4     | 7        | 1  | 0  | 0       | 0   | 21  |
| 20              | DAVIS,DE'RON    | f      | 5-6    | 0-0       | 0-0   | 1        | 4     | 5     | 2     | 10       | 1  | 3  | 0       | 1   | 23  |
| 23              | ANDERSON,DAMEZI | f      | 2-5    | 0-2       | 0-0   | 0        | 3     | 3     | 2     | 4        | 1  | 1  | 0       | 1   | 26  |
| 55              | FITZNER,EVAN    | f      | 0-2    | 0-1       | 0-0   | 0        | 5     | 5     | 0     | 0        | 0  | 0  | 0       | 1   | 18  |
|                 | Team            |        |        |           |       | 1        | 4     | 5     |       |          |    |    |         |     |     |
| Totals          |                 |        | 27-58  | 8-20      | 10-15 | 8        | 32    | 40    | 20    | 72       | 13 | 18 | 1       | 4   | 200 |
| FG % 1st Half:  |                 | 13-28  | 46.4%  | 2nd half: | 14-30 | 46.7%    | Game: | 27-58 | 46.6% | Deadball |    |    | Rebound |     |     |
| 3FG % 1st Half: |                 | 3-9    | 33.3%  | 2nd half: | 5-11  | 45.5%    | Game: | 8-20  | 40.0% |          |    |    |         |     |     |
| FT % 1st Half:  |                 | 6-10   | 60.0%  | 2nd half: | 4-5   | 80.0%    | Game: | 10-15 | 66.7% |          |    |    |         |     |     |

Arkansas 73 • 2-1

| #               | Player            | Total  |        | 3-Ptr     |       | Rebounds |       |       | PF    | TP       | A  | TO | Blk     | Stl | Min |
|-----------------|-------------------|--------|--------|-----------|-------|----------|-------|-------|-------|----------|----|----|---------|-----|-----|
|                 |                   | FG-FGA | FG-FGA | FT-FTA    | Off   | Def      | Tot   |       |       |          |    |    |         |     |     |
| 02              | Adrio Bailey      | f      | 2-7    | 0-1       | 0-0   | 0        | 1     | 1     | 3     | 4        | 1  | 0  | 0       | 1   | 25  |
| 10              | Daniel Gafford    | f      | 12-15  | 0-0       | 3-8   | 5        | 7     | 12    | 2     | 27       | 0  | 3  | 3       | 2   | 31  |
| 01              | Isaiah Joe        | f      | 5-15   | 3-11      | 0-0   | 0        | 2     | 2     | 0     | 13       | 3  | 1  | 0       | 1   | 33  |
| 05              | Jalen Harris      | f      | 1-5    | 1-3       | 2-2   | 0        | 2     | 2     | 3     | 5        | 4  | 2  | 0       | 1   | 25  |
| 13              | Mason Jones       | f      | 3-8    | 1-4       | 4-6   | 0        | 5     | 5     | 2     | 11       | 7  | 0  | 0       | 1   | 38  |
| 00              | Desi Sills        | f      | 0-2    | 0-1       | 2-2   | 0        | 1     | 1     | 1     | 2        | 2  | 1  | 0       | 1   | 11  |
| 11              | K. Embery-Simpson | f      | 1-5    | 0-2       | 0-0   | 0        | 2     | 2     | 3     | 2        | 1  | 0  | 1       | 0   | 14  |
| 22              | Gabe Osabuohien   | f      | 2-3    | 1-1       | 0-0   | 0        | 0     | 0     | 2     | 5        | 2  | 4  | 0       | 1   | 10  |
| 35              | Reggie Chaney     | f      | 2-4    | 0-0       | 0-1   | 1        | 2     | 3     | 0     | 4        | 0  | 1  | 3       | 0   | 13  |
|                 | Team              |        |        |           |       | 3        | 1     | 4     |       |          |    |    |         |     |     |
| Totals          |                   |        | 28-64  | 6-23      | 11-19 | 9        | 23    | 32    | 16    | 73       | 20 | 12 | 7       | 8   | 200 |
| FG % 1st Half:  |                   | 14-31  | 45.2%  | 2nd half: | 14-33 | 42.4%    | Game: | 28-64 | 43.8% | Deadball |    |    | Rebound |     |     |
| 3FG % 1st Half: |                   | 4-10   | 40.0%  | 2nd half: | 2-13  | 15.4%    | Game: | 6-23  | 26.1% |          |    |    |         |     |     |
| FT % 1st Half:  |                   | 6-10   | 60.0%  | 2nd half: | 5-9   | 55.6%    | Game: | 11-19 | 57.9% |          |    |    |         |     |     |

Officials: Joe Lindsay, Keith Kimble, Gerald Williams

Technical fouls: Indiana-None. Arkansas-None.

Attendance: 17456

Tickets Scanned: 12,979

| Score by periods | 1st | 2nd | Total |
|------------------|-----|-----|-------|
| Indiana          | 35  | 37  | 72    |
| Arkansas         | 38  | 35  | 73    |

## GAME 2 Arkansas vs. UC Davis

Nov. 12, 2018 • Hardwood Showcase • Fayetteville, Ark. - Bud Walton Arena • SEC+

UC Davis 58 • 0-3

| #               | Player           | Total  |        | 3-Ptr     |       | Rebounds |       |       | PF    | TP       | A  | TO | Blk      | Stl | Min |
|-----------------|------------------|--------|--------|-----------|-------|----------|-------|-------|-------|----------|----|----|----------|-----|-----|
|                 |                  | FG-FGA | FG-FGA | FT-FTA    | Off   | Def      | Tot   |       |       |          |    |    |          |     |     |
| 25              | John, AJ         | f      | 1-7    | 1-6       | 0-0   | 0        | 1     | 1     | 5     | 3        | 1  | 0  | 0        | 1   | 21  |
| 44              | Goode, Garrison  | f      | 3-4    | 0-0       | 0-0   | 2        | 3     | 5     | 3     | 6        | 0  | 2  | 0        | 0   | 32  |
| 00              | Shorts II, TJ    | f      | 5-12   | 0-2       | 4-4   | 3        | 5     | 8     | 2     | 14       | 4  | 7  | 0        | 0   | 35  |
| 05              | Schneider, Siler | f      | 3-9    | 2-6       | 0-0   | 1        | 1     | 2     | 5     | 8        | 4  | 5  | 0        | 1   | 30  |
| 22              | Mooney, Joe      | f      | 2-6    | 2-6       | 4-6   | 0        | 1     | 1     | 4     | 10       | 1  | 4  | 0        | 0   | 19  |
| 01              | Squire, Damion   | f      | 0-0    | 0-0       | 0-0   | 0        | 0     | 0     | 2     | 0        | 0  | 3  | 0        | 0   | 4   |
| 02              | Gonzalez, Stefan | f      | 2-10   | 2-9       | 3-4   | 0        | 6     | 6     | 3     | 9        | 1  | 3  | 0        | 0   | 27  |
| 11              | Fuller, Caleb    | f      | 0-2    | 0-0       | 0-0   | 0        | 1     | 1     | 0     | 0        | 0  | 0  | 0        | 0   | 6   |
| 13              | Neufeld, Matt    | f      | 2-5    | 0-0       | 2-2   | 2        | 4     | 6     | 3     | 6        | 0  | 0  | 0        | 0   | 17  |
| 21              | Russell, Colin   | f      | 0-1    | 0-0       | 0-0   | 0        | 1     | 1     | 1     | 0        | 0  | 0  | 0        | 0   | 5   |
| 23              | Printup, Rogers  | f      | 0-0    | 0-0       | 2-2   | 1        | 0     | 1     | 3     | 2        | 0  | 0  | 0        | 1   | 4   |
|                 | Team             |        |        |           |       | 2        | 2     | 4     |       |          |    |    |          |     |     |
| Totals          |                  |        | 18-56  | 7-29      | 15-18 | 11       | 25    | 36    | 32    | 58       | 11 | 24 | 0        | 3   | 200 |
| FG % 1st Half:  |                  | 11-28  | 39.3%  | 2nd half: | 7-28  | 25.0%    | Game: | 18-56 | 32.1% | Deadball |    |    | Rebounds |     |     |
| 3FG % 1st Half: |                  | 4-12   | 33.3%  | 2nd half: | 3-17  | 17.6%    | Game: | 7-29  | 24.1% |          |    |    |          |     |     |
| FT % 1st Half:  |                  | 4-4    | 100.0% | 2nd half: | 11-14 | 78.6%    | Game: | 15-18 | 83.3% |          |    |    |          |     |     |

Arkansas 81 • 1-1

| #                    | Player            | Total  |                 | 3-Ptr  | Rebounds    |       |                        |    |    | PF | TP | A  | TO | Blk | Stl | Min |
|----------------------|-------------------|--------|-----------------|--------|-------------|-------|------------------------|----|----|----|----|----|----|-----|-----|-----|
|                      |                   | FG-FTA | FG-FGA          | FT-FTA | Off         | Def   | Tot                    |    |    |    |    |    |    |     |     |     |
| 02                   | Adrio Bailey      | f      | 5-8             | 1-2    | 9-11        | 0     | 4                      | 4  | 2  | 20 | 2  | 0  | 0  | 2   | 26  |     |
| 10                   | Daniel Gafford    | f      | 3-3             | 0-0    | 6-9         | 0     | 4                      | 4  | 2  | 12 | 2  | 6  | 4  | 0   | 28  |     |
| 01                   | Isaiah Joe        | f      | 4-7             | 2-5    | 4-6         | 1     | 4                      | 5  | 1  | 14 | 2  | 3  | 0  | 3   | 27  |     |
| 05                   | Jalen Harris      | g      | 1-6             | 0-1    | 0-0         | 0     | 2                      | 2  | 2  | 2  | 4  | 0  | 0  | 1   | 28  |     |
| 13                   | Mason Jones       | g      | 6-10            | 4-7    | 5-7         | 1     | 7                      | 8  | 1  | 21 | 2  | 2  | 0  | 1   | 31  |     |
| 00                   | Desi Sills        |        | 1-2             | 0-0    | 0-0         | 0     | 1                      | 1  | 4  | 2  | 0  | 2  | 0  | 0   | 15  |     |
| 11                   | K. Embery-Simpson |        | 2-6             | 1-4    | 2-2         | 0     | 0                      | 0  | 1  | 7  | 1  | 0  | 0  | 2   | 18  |     |
| 22                   | Gabe Osabuohien   |        | 0-3             | 0-1    | 0-2         | 2     | 3                      | 5  | 4  | 0  | 1  | 0  | 1  | 1   | 14  |     |
| 04                   | Ethan Henderson   |        | 0-0             | 0-0    | 0-0         | 0     | 0                      | 0  | 1  | 0  | 0  | 1  | 0  | 0   | 2   |     |
| 35                   | Reggie Chaney     |        | 1-4             | 0-0    | 1-4         | 1     | 0                      | 1  | 3  | 3  | 0  | 1  | 1  | 0   | 11  |     |
|                      | Team              |        |                 |        |             | 0     | 1                      | 1  |    |    |    |    |    |     |     |     |
| Totals               |                   |        | 23-49           | 8-20   | 27-41       | 5     | 26                     | 31 | 21 | 81 | 14 | 15 | 6  | 10  | 200 |     |
| FG % 1st Half: 13-28 |                   | 46.4%  | 2nd half: 10-21 | 47.6%  | Game: 23-49 | 46.9% | Deadball Rebounds: 8.3 |    |    |    |    |    |    |     |     |     |
| 3FG % 1st Half: 5-13 |                   | 38.5%  | 2nd half: 3-7   | 42.9%  | Game: 8-20  | 40.0% |                        |    |    |    |    |    |    |     |     |     |
| FT % 1st Half: 6-14  |                   | 42.9%  | 2nd half: 21-27 | 77.8%  | Game: 27-41 | 65.0% |                        |    |    |    |    |    |    |     |     |     |

## GAME 5 Arkansas vs. UT Arlington

Nov. 23, 2018 • Hardwood Showcase • Fayetteville, Ark. - Bud Walton Arena • SEC+

UT Arlington 60 • 3-3

| #               | Player               |   | Total  |        |           | 3-Ptr  |        |        | Rebounds |       |                      | PF | TP | A TO Blk Stl |    |     |  | Min |
|-----------------|----------------------|---|--------|--------|-----------|--------|--------|--------|----------|-------|----------------------|----|----|--------------|----|-----|--|-----|
|                 |                      |   | FG-FGA | FG-FGA | FT-FTA    | FG-FGA | FG-FGA | FT-FTA | Off      | Def   | Tot                  |    |    |              |    |     |  |     |
| 13              | NARCIS,JABARI        | f | 1-3    | 0-1    | 1-2       | 1      | 5      | 6      | 3        | 3     | 0                    | 1  | 0  | 0            | 18 |     |  |     |
| 00              | WARREN,BRIAN         | g | 4-16   | 0-5    | 7-10      | 1      | 2      | 3      | 4        | 15    | 3                    | 4  | 0  | 3            | 36 |     |  |     |
| 02              | BRYANT,DJ            | g | 0-2    | 0-2    | 0-0       | 0      | 0      | 0      | 5        | 0     | 0                    | 0  | 0  | 1            | 18 |     |  |     |
| 05              | DENNIS,EDRIC         | g | 5-14   | 4-9    | 5-6       | 0      | 5      | 5      | 4        | 19    | 0                    | 3  | 0  | 1            | 20 |     |  |     |
| 10              | DAVIS,RADSHAD        | g | 1-3    | 0-0    | 0-0       | 1      | 3      | 4      | 4        | 2     | 0                    | 2  | 0  | 1            | 24 |     |  |     |
| 03              | NOUHI,AYOUB          | g | 3-4    | 0-1    | 0-0       | 2      | 2      | 4      | 2        | 6     | 0                    | 2  | 0  | 1            | 15 |     |  |     |
| 04              | AZORE,DAVID          | g | 1-3    | 0-0    | 3-4       | 0      | 5      | 5      | 5        | 2     | 4                    | 1  | 0  | 20           |    |     |  |     |
| 21              | CASTRO,PEDRO         | g | 0-1    | 0-1    | 1-3       | 0      | 0      | 0      | 1        | 1     | 2                    | 0  | 0  | 1            | 7  |     |  |     |
| 22              | JACKSON-YOUNG,TIANDR | g | 2-5    | 2-5    | 0-0       | 0      | 2      | 2      | 1        | 6     | 0                    | 0  | 1  | 0            | 26 |     |  |     |
| 23              | MWAMBA,PATRICK       | g | 1-4    | 0-3    | 1-2       | 1      | 2      | 3      | 4        | 3     | 0                    | 1  | 0  | 0            | 16 |     |  |     |
| Team            |                      |   |        |        |           | 3      | 1      | 4      | 1        |       | 2                    |    |    |              |    |     |  |     |
| Totals          |                      |   |        | 18-55  | 6-27      | 18-27  | 9      | 27     | 36       | 34    | 60                   | 7  | 19 | 2            | 8  | 200 |  |     |
| FG % 1st Half:  |                      |   | 8-28   | 28.6%  | 2nd half: | 10-27  | 37.0%  | Game:  | 18-55    | 32.7% | Deadball Rebound 3.1 |    |    |              |    |     |  |     |
| 3FG % 1st Half: |                      |   | 4-17   | 23.5%  | 2nd half: | 2-10   | 20.0%  | Game:  | 6-27     | 22.2% |                      |    |    |              |    |     |  |     |
| FT % 1st Half:  |                      |   | 6-11   | 54.5%  | 2nd half: | 12-16  | 75.0%  | Game:  | 18-27    | 66.7% |                      |    |    |              |    |     |  |     |

Arkansas 78 • 4-1

| #               | Player            | Total  |        | 3-Ptr     |        | Rebounds |       |       | PF    | TP                    | A TO Blk Stl |    |   |   | Min |
|-----------------|-------------------|--------|--------|-----------|--------|----------|-------|-------|-------|-----------------------|--------------|----|---|---|-----|
|                 |                   | FG-FGA | FG-FGA | FT-FTA    | FT-FTA | Off      | Def   | Tot   |       |                       |              |    |   |   |     |
| 02              | Adrio Bailey      | f      | 4-6    | 0-0       | 6-8    | 2        | 3     | 5     | 2     | 14                    | 1            | 1  | 2 | 3 | 24  |
| 10              | Daniel Gafford    | f      | 6-10   | 0-0       | 9-10   | 2        | 3     | 5     | 4     | 21                    | 0            | 1  | 0 | 2 | 23  |
| 01              | Isaiah Joe        | g      | 3-9    | 2-5       | 2-2    | 1        | 2     | 3     | 3     | 10                    | 3            | 1  | 0 | 1 | 26  |
| 05              | Jalen Harris      | g      | 3-6    | 0-1       | 8-11   | 0        | 3     | 3     | 1     | 14                    | 6            | 1  | 0 | 0 | 31  |
| 13              | Mason Jones       | g      | 0-5    | 0-3       | 4-4    | 1        | 4     | 5     | 4     | 4                     | 0            | 2  | 0 | 0 | 25  |
| 00              | Desi Sills        | g      | 1-3    | 0-2       | 1-3    | 1        | 0     | 1     | 1     | 3                     | 2            | 4  | 0 | 1 | 15  |
| 11              | K. Embery-Simpson | g      | 0-5    | 0-4       | 2-2    | 0        | 3     | 3     | 1     | 2                     | 0            | 1  | 0 | 0 | 18  |
| 15              | Jonathan Holmes   | g      | 0-1    | 0-0       | 0-0    | 0        | 0     | 0     | 0     | 0                     | 0            | 0  | 0 | 0 | 1   |
| 22              | Gabe Osabuohien   | g      | 0-1    | 0-0       | 0-2    | 1        | 1     | 2     | 5     | 0                     | 2            | 2  | 1 | 0 | 13  |
| 24              | Ethan Henderson   | g      | 0-0    | 0-0       | 0-0    | 0        | 2     | 2     | 1     | 0                     | 1            | 0  | 0 | 0 | 2   |
| 25              | Jordan Phillips   | g      | 0-2    | 0-1       | 2-2    | 0        | 1     | 1     | 0     | 2                     | 0            | 0  | 0 | 0 | 4   |
| 35              | Reggie Chaney     | g      | 4-7    | 0-0       | 0-2    | 2        | 6     | 8     | 3     | 8                     | 0            | 3  | 1 | 0 | 18  |
| Team            |                   |        |        |           |        | 4        | 4     | 8     |       |                       |              |    |   |   |     |
| Totals          |                   |        | 21-55  | 2-16      | 34-46  | 14       | 32    | 46    | 25    | 78                    | 15           | 16 | 4 | 7 | 200 |
| FG % 1st Half:  |                   | 8-25   | 32.0%  | 2nd half: | 13-30  | 43.3%    | Game: | 21-55 | 38.2% | Deadball Rebounds 4.2 |              |    |   |   |     |
| 3FG % 1st Half: |                   | 1-9    | 11.1%  | 2nd half: | 1-7    | 14.3%    | Game: | 2-16  | 12.5% |                       |              |    |   |   |     |
| FT % 1st Half:  |                   | 14-21  | 66.7%  | 2nd half: | 20-25  | 80.0%    | Game: | 34-46 | 73.9% |                       |              |    |   |   |     |

Officials: Steven Anderson, Wil Howard, Bart Lenox  
Technical fouls: UT Arlington-TEAM. Arkansas-Reggie Chaney.  
Attendance: 17403  
Tickets Scanned: 8,317  
Fouled out: Arkansas #22, Osabuohien (6:31 2H)  
UT Arlington #4, Azore (2:18 2H); #2, Bryant (1:47 2H)

| Score by periods | 1st | 2nd | Total |
|------------------|-----|-----|-------|
| UT Arlington     | 26  | 34  | 60    |
| Arkansas         | 31  | 47  | 78    |

| Points | In Paint | Off T/O | 2nd Chance | Fast Break | Bench |
|--------|----------|---------|------------|------------|-------|
| UTA    | 22       | 8       | 7          | 2          | 21    |
| AR     | 32       | 25      | 14         | 6          | 15    |

Last FG - UTA 2nd-03:58, AR 2nd-00:11.  
Largest lead - UTA by 1 1st-19:36, AR by 18 2nd-04:20.  
UTA led for 00:49. AR led for 38:47. Game was tied for 00:24.

## GAME 7 Arkansas at Colorado State

Dec. 5, 2018 • Fort Collins, Colo. - Moby Arena • CBS Sports Network

Arkansas 98 • 6-1

| #               | Player            | Total  |        | 3-Ptr     |        | Rebounds |       |       | PF    | TP                  | A TO Blk Stl |   |   |   | Min |
|-----------------|-------------------|--------|--------|-----------|--------|----------|-------|-------|-------|---------------------|--------------|---|---|---|-----|
|                 |                   | FG-FGA | FG-FGA | FT-FTA    | FT-FTA | Off      | Def   | Tot   |       |                     |              |   |   |   |     |
| 02              | Adrio Bailey      | f      | 5-7    | 0-0       | 0-2    | 2        | 6     | 8     | 1     | 10                  | 3            | 2 | 2 | 1 | 28  |
| 10              | Daniel Gafford    | f      | 5-12   | 0-0       | 2-4    | 3        | 6     | 9     | 2     | 12                  | 3            | 1 | 3 | 1 | 22  |
| 01              | Isaiah Joe        | g      | 5-12   | 4-9       | 0-0    | 1        | 1     | 2     | 3     | 14                  | 1            | 1 | 0 | 0 | 23  |
| 05              | Jalen Harris      | g      | 4-8    | 0-2       | 0-0    | 1        | 4     | 5     | 2     | 8                   | 12           | 2 | 0 | 4 | 32  |
| 13              | Mason Jones       | g      | 5-10   | 4-8       | 2-2    | 0        | 4     | 4     | 2     | 16                  | 4            | 0 | 0 | 1 | 29  |
| 00              | Desi Sills        | g      | 2-3    | 2-3       | 2-2    | 0        | 1     | 1     | 3     | 8                   | 2            | 0 | 0 | 0 | 16  |
| 11              | K. Embery-Simpson | g      | 5-6    | 4-5       | 0-0    | 1        | 1     | 2     | 2     | 14                  | 2            | 0 | 0 | 1 | 16  |
| 22              | Gabe Osabuohien   | g      | 2-5    | 0-0       | 1-1    | 3        | 2     | 5     | 3     | 5                   | 0            | 0 | 1 | 0 | 9   |
| 24              | Ethan Henderson   | g      | 0-0    | 0-0       | 0-0    | 0        | 0     | 0     | 0     | 0                   | 0            | 0 | 0 | 0 | 2   |
| 25              | Jordan Phillips   | g      | 0-2    | 0-1       | 0-0    | 0        | 1     | 1     | 1     | 0                   | 1            | 0 | 0 | 0 | 4   |
| 35              | Reggie Chaney     | g      | 5-8    | 0-0       | 1-3    | 3        | 5     | 8     | 3     | 11                  | 0            | 1 | 3 | 0 | 19  |
| Team            |                   |        |        |           |        | 1        | 0     | 1     |       |                     |              |   |   |   |     |
| Totals          |                   |        | 38-73  | 14-28     | 8-14   | 15       | 31    | 46    | 22    | 98                  | 28           | 7 | 9 | 8 | 200 |
| FG % 1st Half:  |                   | 17-34  | 50.0%  | 2nd half: | 21-39  | 53.8%    | Game: | 38-73 | 52.1% | Deadball Rebounds 2 |              |   |   |   |     |
| 3FG % 1st Half: |                   | 6-14   | 42.9%  | 2nd half: | 8-14   | 57.1%    | Game: | 14-28 | 50.0% |                     |              |   |   |   |     |
| FT % 1st Half:  |                   | 4-6    | 66.7%  | 2nd half: | 4-8    | 50.0%    | Game: | 8-14  | 57.1% |                     |              |   |   |   |     |

Colorado State 74 • 4-5

| #               | Player             | Total  |        | 3-Ptr     |        | Rebounds |       |       | PF    | TP                  | A TO Blk Stl |   |   |   | Min |
|-----------------|--------------------|--------|--------|-----------|--------|----------|-------|-------|-------|---------------------|--------------|---|---|---|-----|
|                 |                    | FG-FGA | FG-FGA | FT-FTA    | FT-FTA | Off      | Def   | Tot   |       |                     |              |   |   |   |     |
| 31              | THISTLEWOOD,Adam   | f      | 3-6    | 2-4       | 2-2    | 0        | 2     | 2     | 4     | 10                  | 1            | 1 | 0 | 1 | 26  |
| 32              | CARVACHO,Nico      | c      | 3-7    | 0-0       | 6-10   | 4        | 7     | 11    | 5     | 12                  | 3            | 1 | 0 | 0 | 27  |
| 03              | MOORE,Kendle       | g      | 5-7    | 2-2       | 4-4    | 0        | 2     | 2     | 1     | 16                  | 2            | 0 | 0 | 1 | 33  |
| 15              | MASINTON-BONNER,A. | g      | 4-11   | 3-6       | 2-2    | 0        | 2     | 2     | 1     | 13                  | 0            | 2 | 0 | 2 | 34  |
| 22              | PAIGE,J.D.         | g      | 4-10   | 4-7       | 4-4    | 0        | 5     | 5     | 0     | 16                  | 1            | 2 | 0 | 0 | 26  |
| 01              | TYSON,Zo           | g      | 0-1    | 0-0       | 0-1    | 1        | 3     | 4     | 1     | 0                   | 1            | 1 | 1 | 0 | 14  |
| 13              | JENKINS,Lorenzo    | g      | 0-2    | 0-0       | 0-0    | 0        | 0     | 0     | 0     | 0                   | 0            | 0 | 0 | 0 | 5   |
| 30              | MARTIN,Kris        | g      | 2-10   | 0-4       | 3-7    | 0        | 3     | 3     | 2     | 7                   | 8            | 2 | 0 | 0 | 35  |
| Team            |                    |        |        |           |        | 3        | 0     | 3     |       |                     |              |   |   |   |     |
| Totals          |                    |        | 21-54  | 11-23     | 21-30  | 8        | 24    | 32    | 15    | 74                  | 16           | 9 | 1 | 4 | 200 |
| FG % 1st Half:  |                    | 10-29  | 34.5%  | 2nd half: | 11-25  | 44.0%    | Game: | 21-54 | 38.9% | Deadball Rebounds 3 |              |   |   |   |     |
| 3FG % 1st Half: |                    | 6-14   | 42.9%  | 2nd half: | 5-9    | 55.6%    | Game: | 11-23 | 47.8% |                     |              |   |   |   |     |
| FT % 1st Half:  |                    | 7-11   | 63.6%  | 2nd half: | 14-19  | 73.7%    | Game: | 21-30 | 70.0% |                     |              |   |   |   |     |

Officials: Randy McCall, Verne Harris, D.G. Nelson  
Technical fouls: Arkansas-None. Colorado State-None.  
Attendance: 3238

| Score by periods | 1st | 2nd | Total |
|------------------|-----|-----|-------|
| Arkansas         | 44  | 54  | 98    |
| Colorado State   | 33  | 41  | 74    |

| Points | In Paint | Off T/O | 2nd Chance | Fast Break | Bench |
|--------|----------|---------|------------|------------|-------|
| AR     | 40       | 16      | 22         | 17         | 38    |
| CSU    | 20       | 10      | 5          | 14         | 7     |

Last FG - AR 2nd-00:36, CSU 2nd-00:56.  
Largest lead - AR by 26 2nd-01:22, CSU None.  
AR led for 38:57. CSU led for 00:00. Game was tied for 00:34.

## GAME 6 Arkansas vs. FIU

Dec. 1, 2018 • Fayetteville, Ark. - Bud Walton Arena • SEC+

FIU 89 • 7-2

| #                    | Player             |   | Total  |                 |        | 3-Ptr       |        |        | Rebounds |                     |     | PF | TP | A TO Blk Stl |    |     |  | Min |
|----------------------|--------------------|---|--------|-----------------|--------|-------------|--------|--------|----------|---------------------|-----|----|----|--------------|----|-----|--|-----|
|                      |                    |   | FG-FGA | FG-FGA          | FT-FTA | FG-FGA      | FG-FGA | FT-FTA | Off      | Def                 | Tot |    |    |              |    |     |  |     |
| 10                   | ANDREWS, Devon     | F | 2-7    | 0-1             | 0-0    | 1           | 2      | 3      | 4        | 4                   | 1   | 1  | 0  | 1            | 16 |     |  |     |
| 22                   | DIENG, Elhadji     | C | 1-2    | 0-0             | 0-0    | 2           | 1      | 3      | 5        | 2                   | 0   | 3  | 1  | 0            | 11 |     |  |     |
| 03                   | JACOB, Trejon      | B | 9-18   | 2-6             | 0-1    | 2           | 6      | 8      | 0        | 20                  | 2   | 1  | 0  | 0            | 36 |     |  |     |
| 04                   | BEARD, JR., Brian  |   | 5-15   | 1-7             | 10-12  | 3           | 5      | 8      | 4        | 21                  | 6   | 1  | 0  | 5            | 32 |     |  |     |
| 20                   | NUNEZ, JR., Willy  | B | 4-14   | 3-13            | 2-2    | 0           | 2      | 2      | 0        | 13                  | 0   | 0  | 0  | 0            | 28 |     |  |     |
| 01                   | BANKS, Isaiah      |   | 4-10   | 0-5             | 3-7    | 5           | 1      | 6      | 3        | 11                  | 1   | 1  | 1  | 0            | 23 |     |  |     |
| 02                   | VEIRA, Cordell     |   | 0-3    | 0-2             | 0-0    | 0           | 0      | 0      | 1        | 0                   | 2   | 1  | 0  | 1            | 10 |     |  |     |
| 06                   | DAYE, JR., Antonio |   | 5-10   | 0-1             | 5-10   | 1           | 2      | 3      | 3        | 15                  | 2   | 4  | 0  | 0            | 26 |     |  |     |
| 15                   | AMETEPE, James     |   | 1-1    | 0-0             | 0-0    | 0           | 0      | 0      | 2        | 2                   | 0   | 0  | 0  | 0            | 3  |     |  |     |
| 31                   | DOUGLAS, Michael   |   | 0-3    | 0-2             | 1-2    | 1           | 3      | 4      | 5        | 1                   | 2   | 2  | 0  | 1            | 15 |     |  |     |
| Team                 |                    |   |        |                 |        | 5           | 1      | 6      |          |                     |     |    |    |              |    |     |  |     |
| Totals               |                    |   |        | 31-83           | 6-37   | 21-34       | 20     | 23     | 43       | 27                  | 89  | 16 | 14 | 2            | 8  | 200 |  |     |
| FG % 1st Half: 10-35 |                    |   | 28.6%  | 2nd half: 21-48 | 43.8%  | Game: 31-83 |        |        | 37.3%    | Deadball Rebound 5. |     |    |    |              |    |     |  |     |
| 3FG % 1st Half: 3-18 |                    |   | 16.7%  | 2nd half: 3-19  | 15.8%  | Game: 6-37  |        |        | 16.2%    |                     |     |    |    |              |    |     |  |     |
| FT % 1st Half: 12-17 |                    |   | 70.6%  | 2nd half: 9-17  | 52.9%  | Game: 21-34 |        |        | 61.8%    |                     |     |    |    |              |    |     |  |     |



## GAME 9 Arkansas vs. UTSA

Dec. 15, 2018 • North Little Rock, Ark. - Verizon Arena

UTSA 67 • 3-7

| #               | Player               | Total  |        | 3-Ptr     |        | Rebounds |       |     | PF    | TP    | A TO Blk          |    |   | Stl | Min |
|-----------------|----------------------|--------|--------|-----------|--------|----------|-------|-----|-------|-------|-------------------|----|---|-----|-----|
|                 |                      | FG-FGA | FG-FGA | FT-FTA    | FT-FTA | Off      | Def   | Tot |       |       |                   |    |   |     |     |
| 03              | FROHNEN, Byron       | f      | 2-5    | 0-0       | 0-0    | 6        | 6     | 12  | 2     | 4     | 1                 | 1  | 1 | 2   | 30  |
| 25              | ALLEN, Nick          | f      | 2-5    | 1-2       | 0-0    | 1        | 3     | 4   | 5     | 5     | 0                 | 1  | 0 | 0   | 22  |
| 02              | JACKSON, Jhivvan     | g      | 6-19   | 3-11      | 5-10   | 1        | 1     | 2   | 5     | 20    | 2                 | 2  | 0 | 2   | 32  |
| 05              | DE NICOLAO, Giovanni | g      | 3-9    | 0-2       | 2-2    | 0        | 3     | 3   | 5     | 8     | 2                 | 3  | 0 | 2   | 34  |
| 22              | WALLACE, Keaton      | g      | 6-18   | 4-12      | 2-2    | 0        | 0     | 0   | 4     | 18    | 2                 | 3  | 1 | 1   | 35  |
| 04              | BYNUM, Tamir         |        | 0-0    | 0-0       | 0-0    | 0        | 0     | 0   | 0     | 0     | 0                 | 0  | 0 | 0   | 0+  |
| 11              | IYAYE, Adokiye       |        | 1-3    | 0-2       | 1-2    | 0        | 1     | 1   | 3     | 3     | 1                 | 0  | 0 | 0   | 19  |
| 15              | RODRIGUEZ, Adrian    |        | 1-2    | 0-0       | 2-2    | 2        | 0     | 2   | 4     | 4     | 0                 | 1  | 0 | 0   | 8   |
| 23              | BIOR, Atem           |        | 0-0    | 0-0       | 5-6    | 0        | 3     | 3   | 1     | 5     | 0                 | 1  | 1 | 0   | 20  |
| Team            |                      |        |        |           |        | 4        | 5     | 9   |       |       |                   |    |   |     |     |
| Totals          |                      |        | 21-61  | 8-29      | 17-24  | 14       | 22    | 36  | 29    | 67    | 8                 | 12 | 3 | 7   | 200 |
| FG % 1st Half:  |                      | 10-27  | 37.0%  | 2nd half: | 11-34  | 32.4%    | Game: |     | 21-61 | 34.4% | Deadball Rebounds |    |   |     |     |
| 3FG % 1st Half: |                      | 3-11   | 27.3%  | 2nd half: | 5-18   | 27.8%    | Game: |     | 8-29  | 27.6% |                   |    |   |     |     |
| FT % 1st Half:  |                      | 5-9    | 55.6%  | 2nd half: | 12-15  | 80.0%    | Game: |     | 17-24 | 70.8% |                   |    |   |     |     |

Arkansas 79 • 7-2

| #               | Player            | Total  |        | 3-Ptr     |        | Rebounds |       |     | PF    | TP    | A TO Blk          |    |   | Stl | Min |
|-----------------|-------------------|--------|--------|-----------|--------|----------|-------|-----|-------|-------|-------------------|----|---|-----|-----|
|                 |                   | FG-FGA | FG-FGA | FT-FTA    | FT-FTA | Off      | Def   | Tot |       |       |                   |    |   |     |     |
| 02              | Adrio Bailey      | f      | 1-5    | 0-0       | 0-0    | 0        | 3     | 3   | 4     | 2     | 0                 | 2  | 2 | 0   | 13  |
| 10              | Daniel Gafford    | f      | 4-6    | 0-0       | 5-8    | 2        | 12    | 14  | 0     | 13    | 0                 | 4  | 2 | 1   | 29  |
| 01              | Isaiah Joe        | g      | 5-9    | 5-6       | 6-6    | 1        | 0     | 1   | 2     | 21    | 0                 | 3  | 0 | 1   | 30  |
| 05              | Jalen Harris      | g      | 2-9    | 0-3       | 7-8    | 0        | 2     | 2   | 2     | 11    | 10                | 0  | 0 | 0   | 34  |
| 13              | Mason Jones       | g      | 2-7    | 0-2       | 2-2    | 0        | 4     | 4   | 5     | 6     | 3                 | 3  | 0 | 0   | 27  |
| 00              | Desi Sills        |        | 2-4    | 1-2       | 4-4    | 0        | 1     | 1   | 1     | 9     | 0                 | 1  | 0 | 1   | 18  |
| 11              | K. Embery-Simpson |        | 0-2    | 0-2       | 2-4    | 0        | 0     | 0   | 2     | 2     | 0                 | 1  | 1 | 0   | 11  |
| 22              | Gabe Osabuohien   |        | 2-6    | 0-1       | 0-0    | 4        | 0     | 4   | 2     | 4     | 0                 | 1  | 0 | 0   | 10  |
| 35              | Reggie Chaney     |        | 5-7    | 0-0       | 1-2    | 1        | 4     | 5   | 2     | 11    | 4                 | 0  | 3 | 4   | 28  |
| Team            |                   |        |        |           |        | 3        | 2     | 5   |       |       |                   |    |   |     |     |
| Totals          |                   |        | 23-55  | 6-16      | 27-34  | 11       | 28    | 39  | 20    | 79    | 17                | 15 | 8 | 7   | 200 |
| FG % 1st Half:  |                   | 11-31  | 35.5%  | 2nd half: | 12-24  | 50.0%    | Game: |     | 23-55 | 41.8% | Deadball Rebounds |    |   |     |     |
| 3FG % 1st Half: |                   | 5-9    | 55.6%  | 2nd half: | 1-7    | 14.3%    | Game: |     | 6-16  | 37.5% |                   |    |   |     |     |
| FT % 1st Half:  |                   | 8-10   | 80.0%  | 2nd half: | 19-24  | 79.2%    | Game: |     | 27-34 | 79.4% |                   |    |   |     |     |

Officials: Brian Shey, Peter Juzenas, R.B. Clyburn

Technical fouls: UTSA-None. Arkansas-None.

Attendance: 13,728

Tickets Scanned: 12,462

Fouled out: UTSA #25, Allen (2:42.2H); #2, Jackson (0:43.9.2H)

#5, Giovanni (0:29.1.2H)

Arkansas #13, Jones (0:43.9.2H)

| Score by periods | 1st | 2nd | Total |
|------------------|-----|-----|-------|
| UTSA             | 28  | 39  | 67    |
| Arkansas         | 35  | 44  | 79    |

|      | Points | In Paint | Off T/O | 2nd Chance | Fast Break | Bench |
|------|--------|----------|---------|------------|------------|-------|
| UTSA | 24     | 16       | 9       | 5          | 12         | 18    |
| AR   | 30     | 17       | 11      | 15         | 26         | 26    |

Last FG - UTSA 2nd-00:04, AR 2nd-00:12.

Largest lead - UTSA by 5 1st-15:45, AR by 12 2nd-00:12.

UTSA led for 14:11. AR led for 23:33. Game was tied for 02:16.

Score tied - 4 times.  
Lead changed - 6 times.

## GAME 10 Arkansas vs. Georgia Tech

Dec. 19, 2018 • Fayetteville, Ark. - Bud Walton Arena • SEC Network

Georgia Tech 69 • 6-4

| #               | Player             | Total  |        | 3-Ptr     |        | Rebounds |       |     | PF    | TP    | A TO Blk          |    |   | Stl | Min |
|-----------------|--------------------|--------|--------|-----------|--------|----------|-------|-----|-------|-------|-------------------|----|---|-----|-----|
|                 |                    | FG-FGA | FG-FGA | FT-FTA    | FT-FTA | Off      | Def   | Tot |       |       |                   |    |   |     |     |
| 05              | WRIGHT, MOSES      | f      | 1-6    | 0-1       | 2-4    | 1        | 3     | 4   | 0     | 4     | 1                 | 0  | 1 | 0   | 17  |
| 12              | MOORE, KHALID      | f      | 3-7    | 0-1       | 4-6    | 0        | 3     | 3   | 2     | 10    | 3                 | 1  | 0 | 0   | 34  |
| 01              | BANKS III, JAMES   | c      | 5-7    | 0-0       | 4-4    | 8        | 6     | 14  | 3     | 14    | 3                 | 4  | 5 | 1   | 34  |
| 00              | DEVOE, MICHAEL     | g      | 3-10   | 1-4       | 4-5    | 1        | 2     | 3   | 1     | 11    | 2                 | 2  | 0 | 2   | 33  |
| 10              | ALVARADO, JOSE     | g      | 9-15   | 2-5       | 0-1    | 0        | 9     | 9   | 1     | 20    | 1                 | 4  | 0 | 2   | 40  |
| 04              | ALSTON, BRANDON    |        | 1-2    | 0-1       | 0-0    | 0        | 0     | 0   | 3     | 2     | 1                 | 4  | 0 | 0   | 17  |
| 13              | HAYWOOD II, CURTIS |        | 2-6    | 2-5       | 0-0    | 1        | 1     | 2   | 5     | 6     | 3                 | 3  | 0 | 2   | 19  |
| 34              | GUEYE, ABDOULAYE   |        | 1-2    | 0-0       | 0-0    | 1        | 1     | 2   | 1     | 2     | 0                 | 0  | 0 | 1   | 6   |
| Team            |                    |        |        |           |        | 3        | 3     | 6   |       |       |                   |    |   |     |     |
| Totals          |                    |        | 25-55  | 5-17      | 14-20  | 15       | 28    | 43  | 16    | 69    | 14                | 20 | 6 | 8   | 200 |
| FG % 1st Half:  |                    | 13-31  | 41.9%  | 2nd half: | 12-24  | 50.0%    | Game: |     | 25-55 | 45.5% | Deadball Rebounds |    |   |     |     |
| 3FG % 1st Half: |                    | 1-8    | 12.5%  | 2nd half: | 4-9    | 44.4%    | Game: |     | 5-17  | 29.4% |                   |    |   |     |     |
| FT % 1st Half:  |                    | 4-7    | 57.1%  | 2nd half: | 10-13  | 76.9%    | Game: |     | 14-20 | 70.0% |                   |    |   |     |     |

Arkansas 65 • 7-3

| #               | Player            | Total  |        | 3-Ptr     |        | Rebounds |       |     | PF    | TP    | A TO Blk          |    |   | Stl | Min |
|-----------------|-------------------|--------|--------|-----------|--------|----------|-------|-----|-------|-------|-------------------|----|---|-----|-----|
|                 |                   | FG-FGA | FG-FGA | FT-FTA    | FT-FTA | Off      | Def   | Tot |       |       |                   |    |   |     |     |
| 02              | Adrio Bailey      | f      | 0-4    | 0-0       | 0-0    | 2        | 0     | 2   | 1     | 0     | 0                 | 1  | 0 | 1   | 11  |
| 10              | Daniel Gafford    | f      | 6-9    | 0-0       | 2-4    | 3        | 5     | 8   | 5     | 14    | 3                 | 3  | 3 | 1   | 32  |
| 01              | Isaiah Joe        | g      | 5-17   | 3-12      | 0-0    | 1        | 2     | 3   | 0     | 13    | 3                 | 2  | 0 | 0   | 31  |
| 05              | Jalen Harris      | g      | 3-7    | 0-3       | 1-1    | 0        | 3     | 3   | 4     | 7     | 4                 | 2  | 0 | 1   | 31  |
| 13              | Mason Jones       | g      | 5-15   | 5-13      | 2-2    | 3        | 3     | 6   | 1     | 17    | 5                 | 2  | 0 | 2   | 35  |
| 00              | Desi Sills        |        | 2-3    | 2-2       | 0-0    | 1        | 1     | 2   | 1     | 6     | 0                 | 3  | 0 | 0   | 11  |
| 11              | K. Embery-Simpson |        | 0-2    | 0-2       | 0-0    | 0        | 0     | 0   | 1     | 0     | 0                 | 2  | 0 | 0   | 12  |
| 22              | Gabe Osabuohien   |        | 0-0    | 0-0       | 2-2    | 1        | 1     | 2   | 2     | 2     | 0                 | 0  | 0 | 0   | 10  |
| 35              | Reggie Chaney     |        | 3-6    | 0-0       | 0-0    | 1        | 3     | 4   | 2     | 6     | 1                 | 1  | 3 | 1   | 27  |
| Team            |                   |        |        |           |        | 1        | 0     | 1   |       |       |                   |    |   |     |     |
| Totals          |                   |        | 24-63  | 10-32     | 7-9    | 13       | 18    | 31  | 17    | 65    | 16                | 16 | 6 | 7   | 200 |
| FG % 1st Half:  |                   | 11-25  | 44.0%  | 2nd half: | 13-38  | 34.2%    | Game: |     | 24-63 | 38.1% | Deadball Rebounds |    |   |     |     |
| 3FG % 1st Half: |                   | 6-17   | 35.3%  | 2nd half: | 4-15   | 26.7%    | Game: |     | 10-32 | 31.3% |                   |    |   |     |     |
| FT % 1st Half:  |                   | 4-6    | 66.7%  | 2nd half: | 3-3    | 100.0%   | Game: |     | 7-9   | 77.8% |                   |    |   |     |     |

Officials: Tony Greene, Bart Lenox, Steven Anderson

Technical fouls: Georgia Tech-None. Arkansas-None.

Attendance: 14,368

Tickets scanned: 8,132

Fouled Out Georgia Tech: #13, Haywood (0:39.9.2H)

Fouled Out Arkansas: #10, Gafford (0:36.9.2H)

| Score by periods | 1st | 2nd | Total |
|------------------|-----|-----|-------|
| Georgia Tech     | 31  | 38  | 69    |
| Arkansas         | 32  | 33  | 65    |

|              | Points | In Paint | Off T/O | 2nd Chance | Fast Break | Bench |
|--------------|--------|----------|---------|------------|------------|-------|
| Georgia Tech | 30     | 13       | 15      | 11         | 10         | 14    |
| AR           | 26     | 23       | 3       | 11         | 14         | 14    |

Last FG - GT 2nd-01:30, AR 2nd-00:05.

Largest lead - GT by 11 1st-14:37, AR by 5 2nd-13:29.

GT led for 23:38. AR led for 11:45. Game was tied for 04:37.

Score tied - 5 times.  
Lead changed - 11 times.

## GAME 11 Arkansas vs. Texas State

Dec. 22, 2018 • Fayetteville, Ark. - Bud Walton Arena • SEC Network

Texas State 70 • 10-2

| #                    | Player          |   | Total  |                 | 3-Ptr  |             | Rebounds |       |    | PF        | TP | A  |    |   | Blk | Stl | Min |
|----------------------|-----------------|---|--------|-----------------|--------|-------------|----------|-------|----|-----------|----|----|----|---|-----|-----|-----|
|                      |                 |   | FG-FTA | FG-FGA          | FT-FTA | Off         | Def      | Tot   | TO |           |    | TO | TO |   |     |     |     |
| 23                   | Peacock, Alex   | f | 1-9    | 1-4             | 0-0    | 1           | 7        | 8     | 1  | 3         | 2  | 1  | 0  | 3 | 23  |     |     |
| 45                   | Terry, Eric     | f | 0-1    | 0-0             | 0-0    | 1           | 1        | 2     | 4  | 0         | 1  | 2  | 0  | 0 | 9   |     |     |
| 02                   | Nottingham, Tre | g | 6-15   | 6-13            | 0-1    | 1           | 2        | 3     | 4  | 18        | 1  | 5  | 0  | 2 | 36  |     |     |
| 22                   | Pearson, Nijal  | g | 6-17   | 4-8             | 0-0    | 1           | 5        | 6     | 4  | 16        | 1  | 1  | 0  | 0 | 36  |     |     |
| 35                   | Shead, Jaylen   | g | 4-5    | 1-1             | 5-8    | 2           | 4        | 6     | 3  | 14        | 4  | 2  | 0  | 0 | 26  |     |     |
| 00                   | Gurley, Isaiah  |   | 0-0    | 0-0             | 0-0    | 0           | 0        | 0     | 1  | 0         | 0  | 1  | 0  | 0 | 4   |     |     |
| 03                   | Davis, Chandler |   | 0-2    | 0-0             | 0-0    | 1           | 1        | 2     | 1  | 0         | 0  | 0  | 0  | 0 | 6   |     |     |
| 04                   | Adams, Shelby   |   | 0-0    | 0-0             | 0-2    | 0           | 0        | 0     | 1  | 0         | 0  | 0  | 0  | 0 | 7   |     |     |
| 12                   | Harrell, Mason  |   | 2-3    | 0-0             | 1-2    | 2           | 0        | 2     | 2  | 5         | 2  | 2  | 0  | 1 | 14  |     |     |
| 14                   | Scott, Quentin  |   | 4-4    | 0-0             | 0-6    | 1           | 0        | 1     | 5  | 8         | 0  | 1  | 0  | 0 | 13  |     |     |
| 25                   | Sule, Alonzo    |   | 2-4    | 0-0             | 2-2    | 5           | 3        | 8     | 3  | 6         | 0  | 1  | 0  | 1 | 26  |     |     |
|                      | Team            |   |        |                 |        | 2           | 2        | 4     |    |           |    |    |    |   |     |     |     |
| Totals               |                 |   |        | 25-60           | 12-26  | 8-21        | 17       | 25    | 42 | 29        | 70 | 11 | 16 | 0 | 7   | 200 |     |
| FG % 1st Half: 9-28  |                 |   | 32.1%  | 2nd half: 16-32 | 50.0%  | Game: 25-60 |          | 41.7% |    | Deadball  |    |    |    |   |     |     |     |
| 3FG % 1st Half: 5-11 |                 |   | 45.5%  | 2nd half: 7-15  | 46.7%  | Game: 12-26 |          | 46.2% |    | Rebound 5 |    |    |    |   |     |     |     |
| FT % 1st Half: 4-9   |                 |   | 44.4%  | 2nd half: 4-12  | 33.3%  | Game: 8-21  |          | 38.1% |    |           |    |    |    |   |     |     |     |

# GAME 13 Arkansas at Texas A&M

Jan. 5, 2019 • College Station, Texas - Reed Arena • SEC Network

Arkansas 73 • 10-3, 1-0 SEC

| #               | Player            | Total  |        | 3-Ptr     |          | Rebounds |       |       | PF    | TP | A | TO  | Blk | Stl | Min |
|-----------------|-------------------|--------|--------|-----------|----------|----------|-------|-------|-------|----|---|-----|-----|-----|-----|
|                 |                   | FG-FGA | FT-FTA | FG-FGA    | FT-FTA   | Off      | Def   | Tot   |       |    |   |     |     |     |     |
| 01              | Isaiah Joe        | * 3-8  | 3-7    | 2-4       | 0 2 2    | 2        | 11    | 1     | 1     | 0  | 1 | 27  |     |     |     |
| 02              | Adrio Bailey      | * 2-7  | 0-0    | 1-3       | 2 3 5    | 1        | 5     | 0     | 0     | 0  | 0 | 25  |     |     |     |
| 05              | Jalen Harris      | * 4-9  | 1-3    | 6-11      | 0 3 3    | 2        | 15    | 9     | 0     | 0  | 0 | 36  |     |     |     |
| 10              | Daniel Gafford    | * 5-11 | 0-0    | 1-2       | 6 5 11   | 4        | 11    | 1     | 1     | 1  | 0 | 25  |     |     |     |
| 13              | Mason Jones       | * 3-11 | 3-11   | 0-0       | 0 5 5    | 3        | 9     | 3     | 1     | 0  | 0 | 24  |     |     |     |
| 00              | Desi Sills        | 5-9    | 3-6    | 1-2       | 1 0 1    | 3        | 14    | 1     | 3     | 0  | 0 | 18  |     |     |     |
| 11              | K. Embery-Simpson | 0-4    | 0-3    | 0-0       | 0 2 2    | 0        | 0     | 0     | 1     | 0  | 1 | 14  |     |     |     |
| 22              | Gabe Osabuohien   | 3-6    | 0-2    | 0-0       | 3 4 7    | 4        | 6     | 1     | 1     | 1  | 1 | 18  |     |     |     |
| 25              | Jordan Phillips   | 0-1    | 0-1    | 0-0       | 0 0 0    | 0        | 0     | 0     | 0     | 0  | 0 | 2   |     |     |     |
| 35              | Reggie Chaney     | 1-4    | 0-0    | 0-0       | 0 3 3    | 3        | 2     | 0     | 0     | 1  | 0 | 11  |     |     |     |
| Team            |                   |        |        |           | 5 3 8    |          |       |       |       |    |   |     |     |     |     |
| Totals          |                   | 26-70  | 10-33  | 11-22     | 17 30 47 | 22       | 73    | 16    | 8     | 3  | 3 | 200 |     |     |     |
| FG % 1st Half:  |                   | 13-36  | 36.1%  | 2nd half: | 13-34    | 38.2%    | Game: | 26-70 | 37.1% |    |   |     |     |     |     |
| 3FG % 1st Half: |                   | 5-14   | 35.7%  | 2nd half: | 5-19     | 26.3%    | Game: | 10-33 | 30.3% |    |   |     |     |     |     |
| FT % 1st Half:  |                   | 1-4    | 25.0%  | 2nd half: | 10-18    | 55.6%    | Game: | 11-22 | 50.0% |    |   |     |     |     |     |

Texas A&amp;M 71 • 6-6, 0-1 SEC

| #               | Player              | Total  |        | 3-Ptr     |          | Rebounds |       |       | PF    | TP | A | TO  | Blk | Stl | Min |
|-----------------|---------------------|--------|--------|-----------|----------|----------|-------|-------|-------|----|---|-----|-----|-----|-----|
|                 |                     | FG-FGA | FT-FTA | FG-FGA    | FT-FTA   | Off      | Def   | Tot   |       |    |   |     |     |     |     |
| 01              | Flagg, Savion       | * 8-11 | 1-2    | 3-7       | 4 11 15  | 5        | 20    | 2     | 1     | 1  | 0 | 36  |     |     |     |
| 02              | Starks, TJ          | * 8-18 | 2-7    | 5-8       | 0 2 2    | 4        | 23    | 5     | 3     | 0  | 1 | 33  |     |     |     |
| 11              | Mitchell, Wendell   | * 2-11 | 0-7    | 3-4       | 1 1 2    | 4        | 7     | 2     | 1     | 0  | 0 | 33  |     |     |     |
| 13              | Mahan, Brandon      | * 2-5  | 0-5    | 0-0       | 3 3 3    | 3        | 6     | 1     | 0     | 0  | 0 | 24  |     |     |     |
| 21              | Mekowulu, Christian | * 1-3  | 0-0    | 0-0       | 2 5 7    | 4        | 2     | 0     | 0     | 2  | 0 | 20  |     |     |     |
| 00              | Chandler, Jay Jay   | 2-7    | 0-2    | 2-2       | 1 0 1    | 0        | 6     | 2     | 0     | 0  | 1 | 19  |     |     |     |
| 12              | Collins, Chris      | 0-0    | 0-0    | 0-0       | 0 0 0    | 0        | 0     | 0     | 0     | 0  | 0 | 4   |     |     |     |
| 24              | Walker, John        | 1-3    | 0-1    | 1-2       | 2 2 4    | 1        | 3     | 2     | 2     | 0  | 0 | 13  |     |     |     |
| 32              | Nebo, Josh          | 1-3    | 0-0    | 2-2       | 1 5 6    | 1        | 4     | 0     | 1     | 3  | 0 | 18  |     |     |     |
| Team            |                     |        |        |           | 0 2 2    |          |       |       |       |    |   |     |     |     |     |
| Totals          |                     | 25-61  | 5-24   | 16-25     | 11 31 42 | 22       | 71    | 14    | 8     | 6  | 2 | 200 |     |     |     |
| FG % 1st Half:  |                     | 12-28  | 42.9%  | 2nd half: | 13-33    | 39.4%    | Game: | 25-61 | 41.0% |    |   |     |     |     |     |
| 3FG % 1st Half: |                     | 1-9    | 11.1%  | 2nd half: | 4-15     | 26.7%    | Game: | 5-24  | 20.8% |    |   |     |     |     |     |
| FT % 1st Half:  |                     | 6-9    | 66.7%  | 2nd half: | 10-16    | 62.5%    | Game: | 16-25 | 64.0% |    |   |     |     |     |     |

 Officials: Bart Lenox, Vladimir Voyard-Tadal, Josue Nieves  
 Technical fouls: Arkansas-None. Texas A&M-None.  
 Attendance: 10049

| Score by periods | 1st | 2nd | Total |
|------------------|-----|-----|-------|
| Arkansas         | 32  | 41  | 73    |
| Texas A&M        | 31  | 40  | 71    |

 Last FG - AR 2nd-01:34, TAMU 2nd-00:02.  
 Largest lead - AR by 8 1st-14:09, TAMU by 3 1st-03:31.  
 AR led for 23:19. TAMU led for 07:00. Game was tied for 09:41.

|        | In | Paint | Off | 2nd | Fast | Bench |
|--------|----|-------|-----|-----|------|-------|
| Points | 26 | 10    | 18  | 5   | 22   |       |
| AR     | 38 | 6     | 16  | 8   | 13   |       |
| TAMU   |    |       |     |     |      |       |

 Score tied - 11 times.  
 Lead changed - 16 times.

# GAME 14 Arkansas vs. Florida

Jan. 9, 2019 • Fayetteville, Ark. - Bud Walton Arena • SEC Network

Florida 57 • 9-5, 1-1 SEC

| #               | Player            | Total  |        | 3-Ptr     |          | Rebounds |       |       | PF    | TP | A | TO  | Blk | Stl | Min |
|-----------------|-------------------|--------|--------|-----------|----------|----------|-------|-------|-------|----|---|-----|-----|-----|-----|
|                 |                   | FG-FGA | FT-FTA | FG-FGA    | FT-FTA   | Off      | Def   | Tot   |       |    |   |     |     |     |     |
| 11              | HAYES, KEVARRIUS  | c 1-3  | 0-0    | 2-2       | 1 1 2    | 4        | 4     | 0     | 0     | 0  | 2 | 17  |     |     |     |
| 02              | NEMBHARD, ANDREW  | g 2-6  | 1-2    | 1-2       | 0 5 5    | 2        | 6     | 4     | 1     | 0  | 0 | 31  |     |     |     |
| 03              | HUDSON, JALEN     | g 4-15 | 1-5    | 0-2       | 1 5 6    | 3        | 9     | 0     | 1     | 0  | 0 | 23  |     |     |     |
| 05              | ALLEN, KEVAUGHN   | g 3-11 | 1-9    | 11-12     | 0 5 5    | 3        | 18    | 1     | 2     | 0  | 0 | 33  |     |     |     |
| 10              | LOCKE, NOAH       | g 4-8  | 2-5    | 0-0       | 2 3 5    | 4        | 10    | 1     | 1     | 0  | 1 | 25  |     |     |     |
| 00              | OKAURI, MIKE      | 1-4    | 1-3    | 0-0       | 0 2 2    | 0        | 3     | 0     | 0     | 0  | 0 | 13  |     |     |     |
| 11              | JOHNSON, KEYONTAE | 0-2    | 0-0    | 0-0       | 0 3 3    | 2        | 0     | 1     | 0     | 0  | 0 | 12  |     |     |     |
| 21              | BASSETT, DONTAY   | 3-5    | 0-0    | 1-1       | 3 2 5    | 3        | 7     | 1     | 1     | 1  | 0 | 23  |     |     |     |
| 24              | BALLARD, DEAUDRAE | 0-2    | 0-1    | 0-0       | 0 0 0    | 1        | 0     | 0     | 1     | 0  | 0 | 10  |     |     |     |
| 25              | STONE, KEITH      | 0-2    | 0-1    | 0-0       | 1 1 2    | 3        | 0     | 1     | 3     | 1  | 1 | 13  |     |     |     |
| Team            |                   |        |        |           | 2 2 4    |          |       |       |       |    |   |     |     |     |     |
| Totals          |                   | 18-58  | 6-26   | 15-19     | 10 29 39 | 25       | 57    | 9     | 12    | 2  | 4 | 200 |     |     |     |
| FG % 1st Half:  |                   | 10-32  | 31.3%  | 2nd half: | 8-26     | 30.8%    | Game: | 18-58 | 31.0% |    |   |     |     |     |     |
| 3FG % 1st Half: |                   | 3-16   | 18.8%  | 2nd half: | 3-10     | 30.0%    | Game: | 6-26  | 23.1% |    |   |     |     |     |     |
| FT % 1st Half:  |                   | 10-12  | 83.3%  | 2nd half: | 5-7      | 71.4%    | Game: | 15-19 | 78.9% |    |   |     |     |     |     |

Arkansas 51 • 10-4, 1-1 SEC

| #               | Player            | Total  |        | 3-Ptr     |          | Rebounds |       |       | PF    | TP | A | TO  | Blk | Stl | Min |
|-----------------|-------------------|--------|--------|-----------|----------|----------|-------|-------|-------|----|---|-----|-----|-----|-----|
|                 |                   | FG-FGA | FT-FTA | FG-FGA    | FT-FTA   | Off      | Def   | Tot   |       |    |   |     |     |     |     |
| 02              | Adrio Bailey      | f 2-8  | 0-0    | 0-0       | 1 4 5    | 3        | 4     | 0     | 0     | 1  | 2 | 21  |     |     |     |
| 10              | Daniel Gafford    | f 3-4  | 0-0    | 3-6       | 2 10 12  | 4        | 9     | 1     | 0     | 0  | 1 | 27  |     |     |     |
| 01              | Isaiah Joe        | 2-10   | 2-9    | 0-1       | 0 3 3    | 2        | 6     | 3     | 3     | 1  | 1 | 35  |     |     |     |
| 03              | Jalen Harris      | g 1-5  | 0-3    | 0-2       | 0 1 1    | 2        | 2     | 3     | 3     | 0  | 0 | 35  |     |     |     |
| 13              | Mason Jones       | g 7-13 | 4-9    | 12-13     | 0 2 2    | 0        | 30    | 3     | 4     | 1  | 0 | 34  |     |     |     |
| 00              | Desi Sills        | 0-3    | 0-2    | 0-0       | 0 0 0    | 3        | 0     | 0     | 2     | 0  | 0 | 18  |     |     |     |
| 11              | K. Embery-Simpson | 0-4    | 0-2    | 0-0       | 1 2 3    | 0        | 0     | 0     | 0     | 0  | 1 | 11  |     |     |     |
| 22              | Gabe Osabuohien   | 0-1    | 0-1    | 0-4       | 3 5 8    | 5        | 0     | 0     | 2     | 1  | 0 | 14  |     |     |     |
| 35              | Reggie Chaney     | 0-2    | 0-0    | 0-0       | 0 1 1    | 1        | 0     | 0     | 1     | 1  | 0 | 5   |     |     |     |
| Team            |                   |        |        |           | 3 4 7    |          |       |       |       |    |   |     |     |     |     |
| Totals          |                   | 15-50  | 6-26   | 15-26     | 10 32 42 | 20       | 51    | 10    | 16    | 5  | 5 | 200 |     |     |     |
| FG % 1st Half:  |                   | 7-25   | 28.0%  | 2nd half: | 8-25     | 32.0%    | Game: | 15-50 | 30.0% |    |   |     |     |     |     |
| 3FG % 1st Half: |                   | 2-14   | 14.3%  | 2nd half: | 4-12     | 33.3%    | Game: | 6-26  | 23.1% |    |   |     |     |     |     |
| FT % 1st Half:  |                   | 6-10   | 60.0%  | 2nd half: | 9-16     | 56.3%    | Game: | 15-26 | 57.7% |    |   |     |     |     |     |

 Officials: Joe Lindsey, Mike Nance, Patrick Evans  
 Technical fouls: Florida-None. Arkansas-None.  
 Attendance: 17160  
 Tickets Scanned: 9,950  
 Fouled Out: Arkansas, #22, Osabuohien (6:57 2H)

| Score by periods | 1st | 2nd | Total |
|------------------|-----|-----|-------|
| Florida          | 33  | 24  | 57    |
| Arkansas         | 22  | 29  | 51    |

 Last FG - UF 2nd-02:35, AR 2nd-02:13.  
 Largest lead - UF by 16 2nd-09:13, AR by 4 1st-18:06.  
 UF led for 32:48. AR led for 04:04. Game was tied for 03:08.

|        | In | Paint | Off | 2nd | Fast | Bench |
|--------|----|-------|-----|-----|------|-------|
| Points | 18 | 7     | 5   | 2   | 10   |       |
| UF     | 18 | 12    | 2   | 2   | 0    |       |
| AR     |    |       |     |     |      |       |

 Score tied - 1 time.  
 Lead changed - 1 time.

# GAME 15 Arkansas vs. LSU

Jan. 12, 2019 • Fayetteville, Ark. - Bud Walton Arena • SEC Network

LSU 94 • 12-3, 2-0 SEC

| #                    | Player             |   | Total  |                 | 3-Ptr  | Rebounds |        |             | PF    | TP       | A  | TO | Blk | Stl | Min |
|----------------------|--------------------|---|--------|-----------------|--------|----------|--------|-------------|-------|----------|----|----|-----|-----|-----|
|                      |                    |   | FG-FGA | FT-FTA          | FG-FGA | FT-FTA   | Off    | Def         |       |          |    |    |     |     |     |
| 00                   | REID, Naz          | f | 10-12  | 4-4             | 3-4    | 2        | 5      | 7           | 4     | 27       | 2  | 2  | 0   | 0   | 26  |
| 11                   | BIGBY-WILLIAMS, K. | f | 0-2    | 0-0             | 0-1    | 0        | 0      | 0           | 5     | 0        | 0  | 0  | 1   | 0   | 18  |
| 03                   | WATERS, Tremont    | g | 6-15   | 1-6             | 4-4    | 0        | 2      | 2           | 3     | 17       | 11 | 7  | 0   | 3   | 42  |
| 04                   | MAYS, Skylar       | g | 5-13   | 2-6             | 3-4    | 0        | 4      | 4           | 1     | 15       | 1  | 2  | 0   | 2   | 41  |
| 14                   | TAYLOR, Marlon     | g | 7-8    | 1-2             | 6-6    | 4        | 3      | 7           | 3     | 21       | 1  | 1  | 0   | 1   | 37  |
| 01                   | SMART, Ja'vonte    |   | 2-7    | 2-4             | 2-2    | 0        | 2      | 2           | 5     | 8        | 0  | 4  | 0   | 0   | 23  |
| 22                   | DAYS, Darius       |   | 0-4    | 0-3             | 0-0    | 1        | 1      | 2           | 3     | 0        | 0  | 1  | 1   | 1   | 12  |
| 24                   | WILLIAMS, Emmitt   |   | 3-3    | 0-0             | 0-1    | 4        | 6      | 10          | 4     | 6        | 0  | 2  | 1   | 0   | 26  |
| Team                 |                    |   |        |                 |        | 1        | 1      | 2           |       |          |    |    |     |     |     |
| Totals               |                    |   | 33-64  | 10-25           | 18-22  | 12       | 24     | 36          | 28    | 94       | 15 | 19 | 3   | 7   | 225 |
| FG % 1st Half: 18-30 |                    |   | 60.0%  | 2nd half: 11-29 | 37.9%  | OT: 4-5  | 80.0%  | Game: 33-64 | 51.6% | Deadball |    |    |     |     |     |
| 3FG % 1st Half: 6-12 |                    |   | 50.0%  | 2nd half: 2-11  | 18.2%  | OT: 2-2  | 100.0% | Game: 10-25 | 40.0% | Rebound  |    |    |     |     |     |
| FT % 1st Half: 8-9   |                    |   | 88.9%  | 2nd half: 7-10  | 70.0%  | OT: 3-3  | 100.0% | Game: 18-22 | 81.8% | 1.1      |    |    |     |     |     |

# GAME 17 Arkansas at #18 Ole Miss

Jan. 19, 2019 • Oxford, Miss. - The Pavilion • SEC Network

Arkansas 67 • 10-7, 1-4 SEC

| #                    | Player            | Total  |                 | 3-Ptr  |             | Rebounds |       |                   | PF | TP | A TO Blk |   |   | Stl | Min |
|----------------------|-------------------|--------|-----------------|--------|-------------|----------|-------|-------------------|----|----|----------|---|---|-----|-----|
|                      |                   | FG-FGA | FT-FGA          | FT-FTA | Off         | Def      | Tot   |                   |    |    |          |   |   |     |     |
| 10                   | Daniel Gafford    | f 2-6  | 0-0             | 5-6    | 0           | 10       | 10    | 2                 | 9  | 1  | 5        | 2 | 1 | 31  |     |
| 35                   | Reggie Chaney     | f 2-3  | 0-0             | 0-0    | 1           | 0        | 1     | 2                 | 4  | 0  | 0        | 0 | 0 | 12  |     |
| 01                   | Isaiah Joe        | g 4-11 | 3-9             | 0-0    | 2           | 3        | 5     | 0                 | 11 | 1  | 0        | 0 | 0 | 33  |     |
| 05                   | Jalen Harris      | g 1-4  | 1-3             | 0-0    | 1           | 5        | 6     | 1                 | 3  | 7  | 4        | 0 | 1 | 30  |     |
| 13                   | Mason Jones       | g 1-10 | 0-6             | 3-4    | 1           | 1        | 2     | 2                 | 5  | 2  | 1        | 1 | 2 | 31  |     |
| 00                   | Desi Sills        | g 0-0  | 0-0             | 2-2    | 0           | 0        | 0     | 1                 | 2  | 0  | 3        | 0 | 0 | 7   |     |
| 02                   | Adrio Bailey      | g 2-4  | 0-0             | 0-0    | 1           | 1        | 2     | 2                 | 4  | 2  | 0        | 0 | 0 | 10  |     |
| 11                   | K. Embery-Simpson | g 5-8  | 2-5             | 4-5    | 1           | 0        | 1     | 1                 | 16 | 0  | 0        | 0 | 1 | 20  |     |
| 22                   | Gabe Osabuohien   | g 5-9  | 0-0             | 3-4    | 2           | 1        | 3     | 4                 | 13 | 1  | 4        | 0 | 1 | 26  |     |
| Team                 |                   |        |                 |        | 1           | 0        | 1     |                   |    |    |          |   |   |     |     |
| Totals               |                   | 22-55  | 6-23            | 17-21  | 10          | 21       | 31    | 15                | 67 | 14 | 17       | 3 | 6 | 200 |     |
| FG % 1st Half: 11-25 |                   | 44.0%  | 2nd half: 11-30 | 36.7%  | Game: 22-55 |          | 40.0% | Deadball Rebounds |    |    |          |   |   |     |     |
| 3FG % 1st Half: 3-9  |                   | 33.3%  | 2nd half: 3-14  | 21.4%  | Game: 6-23  |          | 26.1% |                   |    |    |          |   |   |     |     |
| FT % 1st Half: 10-13 |                   | 76.9%  | 2nd half: 7-8   | 87.5%  | Game: 17-21 |          | 81.0% |                   |    |    |          |   |   |     |     |

Ole Miss 84 • 14-3, 4-1 SEC

| #                    | Player              | Total  |                 | 3-Ptr  |             | Rebounds |       |                   | PF | TP | A TO Blk |   |    | Stl | Min |
|----------------------|---------------------|--------|-----------------|--------|-------------|----------|-------|-------------------|----|----|----------|---|----|-----|-----|
|                      |                     | FG-FGA | FT-FGA          | FT-FTA | Off         | Def      | Tot   |                   |    |    |          |   |    |     |     |
| 00                   | Hinson,Blake        | f 1-5  | 0-3             | 1-2    | 0           | 4        | 4     | 3                 | 3  | 1  | 3        | 0 | 0  | 19  |     |
| 13                   | Olejniczak, Dominik | c 5-7  | 0-0             | 3-3    | 1           | 4        | 5     | 2                 | 13 | 1  | 1        | 2 | 0  | 22  |     |
| 03                   | Davis,Terence       | g 6-11 | 2-5             | 4-5    | 2           | 7        | 9     | 4                 | 18 | 7  | 3        | 0 | 5  | 32  |     |
| 04                   | Tyree,Breein        | g 7-15 | 2-7             | 6-6    | 2           | 2        | 4     | 1                 | 22 | 2  | 2        | 1 | 3  | 36  |     |
| 20                   | Davis, D.C.         | g 3-5  | 0-1             | 1-1    | 1           | 1        | 2     | 2                 | 7  | 4  | 0        | 0 | 1  | 27  |     |
| 01                   | Naylor,Zach         | g 0-0  | 0-0             | 0-0    | 0           | 1        | 1     | 0                 | 0  | 0  | 0        | 0 | 0  | 2   |     |
| 02                   | Shuler,Devontae     | g 1-6  | 1-3             | 0-0    | 0           | 2        | 2     | 1                 | 3  | 3  | 3        | 0 | 2  | 25  |     |
| 12                   | Stevens, Bruce      | g 6-7  | 2-3             | 0-0    | 3           | 4        | 7     | 2                 | 14 | 1  | 0        | 0 | 1  | 18  |     |
| 14                   | Buffen, KJ          | g 2-8  | 0-0             | 0-0    | 2           | 2        | 4     | 3                 | 4  | 0  | 1        | 0 | 1  | 19  |     |
| Team                 |                     |        |                 |        | 2           | 0        | 2     |                   |    |    |          |   |    |     |     |
| Totals               |                     | 31-64  | 7-22            | 15-17  | 13          | 27       | 40    | 18                | 84 | 19 | 13       | 3 | 13 | 200 |     |
| FG % 1st Half: 18-35 |                     | 51.4%  | 2nd half: 13-29 | 44.8%  | Game: 31-64 |          | 48.4% | Deadball Rebounds |    |    |          |   |    |     |     |
| 3FG % 1st Half: 3-11 |                     | 27.3%  | 2nd half: 4-11  | 36.4%  | Game: 7-22  |          | 31.8% |                   |    |    |          |   |    |     |     |
| FT % 1st Half: 7-8   |                     | 87.5%  | 2nd half: 8-9   | 88.9%  | Game: 15-17 |          | 88.2% |                   |    |    |          |   |    |     |     |

Officials: Doug Shows, Tony Greene, R.B. Clyburn

Technical fouls: Arkansas-None. Ole Miss-None.

Attendance: 9500

| Score by periods | 1st | 2nd | Total |
|------------------|-----|-----|-------|
| Arkansas         | 35  | 32  | 67    |
| Ole Miss         | 46  | 38  | 84    |

|    | Points | In Paint | Off T/O | 2nd Chance | Fast Break | Bench |
|----|--------|----------|---------|------------|------------|-------|
| AR | 28     | 18       | 15      | 0          | 35         |       |
| OM | 44     | 22       | 17      | 9          | 21         |       |

Last FG - AR 2nd-00:07, OM 2nd-00:16.

Largest lead - AR None, OM by 19 2nd-02:00.

AR led for 00:00, OM led for 39:20. Game was tied for 00:40.

Score tied - 0 times.

Lead changed - 0 times.

# GAME 19 Arkansas at #13 Texas Tech

Jan. 23, 2019 • Lubbock, Texas - United Supermarkets Arena • ESPN2

Arkansas 64 • 11-8

| #                    | Player            | Total  |                 | 3-Ptr  |             | Rebounds |       |                   | PF | TP | A TO Blk |   |    | Stl | Min |
|----------------------|-------------------|--------|-----------------|--------|-------------|----------|-------|-------------------|----|----|----------|---|----|-----|-----|
|                      |                   | FG-FGA | FT-FGA          | FT-FTA | Off         | Def      | Tot   |                   |    |    |          |   |    |     |     |
| 01                   | Isaiah Joe        | * 1-6  | 0-5             | 3-3    | 0           | 0        | 0     | 2                 | 5  | 1  | 1        | 0 | 2  | 29  |     |
| 02                   | Adrio Bailey      | * 3-4  | 0-0             | 2-4    | 0           | 2        | 2     | 0                 | 8  | 1  | 1        | 0 | 2  | 24  |     |
| 05                   | Jalen Harris      | * 4-12 | 1-3             | 2-2    | 0           | 1        | 1     | 2                 | 11 | 2  | 3        | 1 | 3  | 34  |     |
| 10                   | Daniel Gafford    | * 7-7  | 0-0             | 2-5    | 2           | 3        | 5     | 3                 | 16 | 0  | 2        | 1 | 0  | 26  |     |
| 13                   | Mason Jones       | * 3-8  | 2-6             | 3-4    | 0           | 3        | 3     | 5                 | 11 | 1  | 0        | 0 | 1  | 27  |     |
| 00                   | Desi Sills        | g 0-1  | 0-1             | 1-2    | 0           | 2        | 2     | 1                 | 1  | 0  | 2        | 0 | 0  | 8   |     |
| 11                   | K. Embery-Simpson | g 1-5  | 0-3             | 3-4    | 0           | 1        | 1     | 3                 | 5  | 1  | 1        | 0 | 2  | 26  |     |
| 22                   | Gabe Osabuohien   | g 1-3  | 1-1             | 0-0    | 1           | 1        | 2     | 1                 | 3  | 0  | 3        | 0 | 0  | 14  |     |
| 35                   | Reggie Chaney     | g 1-2  | 0-0             | 2-2    | 2           | 1        | 3     | 3                 | 4  | 0  | 2        | 0 | 0  | 12  |     |
| Team                 |                   |        |                 |        | 4           | 4        | 8     |                   |    |    |          |   |    |     |     |
| Totals               |                   | 21-48  | 4-19            | 18-26  | 9           | 18       | 27    | 20                | 64 | 6  | 17       | 2 | 10 | 200 |     |
| FG % 1st Half: 11-27 |                   | 40.7%  | 2nd half: 10-21 | 47.6%  | Game: 21-48 |          | 43.8% | Deadball Rebounds |    |    |          |   |    |     |     |
| 3FG % 1st Half: 3-10 |                   | 30.0%  | 2nd half: 1-9   | 11.1%  | Game: 4-19  |          | 21.1% |                   |    |    |          |   |    |     |     |
| FT % 1st Half: 8-9   |                   | 88.9%  | 2nd half: 10-17 | 58.8%  | Game: 18-26 |          | 69.2% |                   |    |    |          |   |    |     |     |

Texas Tech 67 • 16-4

| #                    | Player           | Total  |                 | 3-Ptr  |             | Rebounds |       |                   | PF | TP | A TO Blk |   |   | Stl | Min |
|----------------------|------------------|--------|-----------------|--------|-------------|----------|-------|-------------------|----|----|----------|---|---|-----|-----|
|                      |                  | FG-FGA | FT-FGA          | FT-FTA | Off         | Def      | Tot   |                   |    |    |          |   |   |     |     |
| 11                   | Owens,Tariq      | * 1-1  | 0-0             | 0-0    | 1           | 2        | 3     | 5                 | 2  | 2  | 1        | 3 | 0 | 21  |     |
| 13                   | Mooney,Matt      | * 4-8  | 1-2             | 3-4    | 2           | 1        | 3     | 0                 | 12 | 2  | 5        | 0 | 0 | 29  |     |
| 23                   | Culver,Jarrett   | * 5-12 | 4-5             | 1-4    | 0           | 3        | 3     | 3                 | 15 | 4  | 4        | 0 | 3 | 36  |     |
| 25                   | Moretti,David    | * 6-9  | 3-6             | 6-7    | 1           | 1        | 2     | 4                 | 21 | 2  | 1        | 0 | 1 | 32  |     |
| 32                   | Odiase,Norense   | * 1-1  | 0-0             | 0-0    | 1           | 6        | 7     | 4                 | 2  | 1  | 4        | 1 | 0 | 23  |     |
| 00                   | Edwards,Kyler    | g 2-5  | 0-1             | 3-4    | 0           | 2        | 2     | 1                 | 7  | 1  | 2        | 0 | 1 | 16  |     |
| 01                   | Francis,Brandone | g 2-5  | 1-3             | 0-0    | 0           | 2        | 2     | 2                 | 5  | 1  | 1        | 0 | 0 | 29  |     |
| 03                   | Corprew,Deshawn  | g 1-2  | 1-2             | 0-0    | 0           | 2        | 2     | 2                 | 3  | 1  | 0        | 0 | 0 | 13  |     |
| 24                   | Benson,Avery     | g 0-0  | 0-0             | 0-0    | 0           | 0        | 0     | 0                 | 0  | 0  | 0        | 0 | 0 | 1   |     |
| Team                 |                  |        |                 |        | 1           | 0        | 1     |                   |    |    |          |   |   |     |     |
| Totals               |                  | 22-43  | 10-19           | 13-19  | 6           | 19       | 25    | 21                | 67 | 14 | 21       | 4 | 5 | 200 |     |
| FG % 1st Half: 11-20 |                  | 55.0%  | 2nd half: 11-23 | 47.8%  | Game: 22-43 |          | 51.2% | Deadball Rebounds |    |    |          |   |   |     |     |
| 3FG % 1st Half: 5-10 |                  | 50.0%  | 2nd half: 5-9   | 55.6%  | Game: 10-19 |          | 52.6% |                   |    |    |          |   |   |     |     |
| FT % 1st Half: 3-6   |                  | 50.0%  | 2nd half: 10-13 | 76.9%  | Game: 13-19 |          | 68.4% |                   |    |    |          |   |   |     |     |

Officials: Ray Natili, Darron George, Marques Pettigrew

Technical fouls: Arkansas-None. Texas Tech-None.

Attendance: 14290

| Score by periods | 1st | 2nd | Total |
|------------------|-----|-----|-------|
| Arkansas         | 33  | 31  | 64    |
| Texas Tech       | 30  | 37  | 67    |

|     | Points | In Paint | Off T/O | 2nd Chance | Fast Break | Bench |
|-----|--------|----------|---------|------------|------------|-------|
| AR  | 28     | 25       | 11      | 4          | 13         |       |
| TTU | 16     | 26       | 2       | 2          | 15         |       |

Last FG - AR 2nd-00:01, TTU 2nd-07:41.

Largest lead - AR by 3 1st-00:01, TTU by 12 2nd-08:28.

AR led for 01:37, TTU led for 35:54. Game was tied for 02:29.

Score tied - 5 times.

Lead changed - 6 times.

# GAME 18 Arkansas vs. Missouri

Jan. 23, 2019 • Fayetteville, Ark. - Bud Walton Arena • SEC Network

Missouri 60 • 10-7, 1-4 SEC

|                      |                  | Total  |                | 3-Ptr  |       | Rebounds    |     |       |                   |    |    |     |     |     |  |
|----------------------|------------------|--------|----------------|--------|-------|-------------|-----|-------|-------------------|----|----|-----|-----|-----|--|
| #                    | Player           | FG-FGA | FG-FGA         | FT-FTA | Off   | Def         | Tot | PF    | TP                | A  | TO | Blk | Stl | Min |  |
| 23                   | TILMON, Jeremiah | f      | 4-5            | 0-0    | 1-3   | 2           | 3   | 5     | 9                 | 2  | 4  | 0   | 0   | 27  |  |
| 24                   | PURYEAR, Kevin   | f      | 2-8            | 1-5    | 2-2   | 1           | 3   | 4     | 1                 | 7  | 0  | 1   | 0   | 26  |  |
| 04                   | PICKETT, Javon   | g      | 0-1            | 0-1    | 0-0   | 0           | 0   | 0     | 1                 | 0  | 0  | 2   | 0   | 10  |  |
| 13                   | SMITH, Mark      | g      | 8-14           | 6-11   | 0-0   | 0           | 7   | 7     | 2                 | 22 | 0  | 2   | 0   | 37  |  |
| 06                   | GEIST, Jordan    | g      | 2-6            | 1-4    | 2-3   | 1           | 5   | 6     | 1                 | 7  | 4  | 5   | 0   | 35  |  |
| 10                   | WATSON, Torrence |        | 0-0            | 0-0    | 2-2   | 0           | 0   | 0     | 2                 | 2  | 0  | 2   | 0   | 8   |  |
| 01                   | PINSON, Xavier   |        | 2-4            | 1-2    | 3-4   | 0           | 2   | 2     | 1                 | 8  | 2  | 4   | 0   | 21  |  |
| 02                   | SANTOS, K.J.     |        | 0-1            | 0-0    | 0-1   | 0           | 4   | 4     | 2                 | 0  | 0  | 1   | 0   | 20  |  |
| 03                   | SUGGS, Ronnie    |        | 1-3            | 1-2    | 2-2   | 0           | 1   | 1     | 2                 | 5  | 0  | 2   | 0   | 12  |  |
| 14                   | NIKKO, Reed      |        | 0-0            | 0-0    | 0-0   | 0           | 0   | 0     | 4                 | 0  | 1  | 0   | 0   | 1   |  |
| Team                 |                  |        |                |        | 0     | 1           | 1   |       |                   |    | 1  |     |     |     |  |
| Totals               |                  |        | 19-42          | 10-25  | 12-17 | 4           | 26  | 30    | 21                | 60 | 9  | 24  | 0   | 2   |  |
| FG % 1st Half: 12-27 |                  | 44.4%  | 2nd half: 7-15 |        | 46.7% | Game: 19-42 |     | 45.2% | Deadball Rebounds |    |    |     |     |     |  |
| 3FG % 1st Half: 5-15 |                  | 33.3%  | 2nd half: 5-10 |        | 50.0% | Game: 10-25 |     | 40.0% | 2.3               |    |    |     |     |     |  |
| FT % 1st Half: 5-6   |                  | 83.3%  | 2nd half: 7-11 |        | 63.6% | Game: 12-17 |     | 70.6% |                   |    |    |     |     |     |  |



# GAME 21 Arkansas at #19 LSU

Feb. 2, 2019 • Baton Rouge, La. - Pete Maravich Assembly Center • SEC Network

Arkansas 90 • 13-8 (4-4)

| #               | Player            |   | Total  |        | 3-Ptr     |       | Rebounds |       |       | PF    | TP | A TO Blk Stl |     |     |    | Min                       |
|-----------------|-------------------|---|--------|--------|-----------|-------|----------|-------|-------|-------|----|--------------|-----|-----|----|---------------------------|
|                 |                   |   | FG-FGA | FG-FGA | FT-FTA    | Off   | Def      | Tot   | A     |       |    | TO           | Blk | Stl |    |                           |
| 02              | Adrio Bailey      | f | 1-4    | 1-1    | 2-2       | 0     | 1        | 1     | 4     | 5     | 0  | 2            | 0   | 2   | 22 |                           |
| 10              | Daniel Gafford    | f | 11-15  | 0-0    | 1-2       | 4     | 4        | 8     | 5     | 23    | 0  | 4            | 2   | 2   | 32 |                           |
| 01              | Isaiah Joe        | g | 6-13   | 4-8    | 2-3       | 0     | 3        | 3     | 2     | 18    | 2  | 1            | 0   | 1   | 34 |                           |
| 05              | Jalen Harris      | g | 5-7    | 1-3    | 0-0       | 0     | 1        | 1     | 5     | 11    | 5  | 2            | 0   | 1   | 24 |                           |
| 13              | Mason Jones       | g | 3-8    | 2-5    | 2-4       | 0     | 1        | 1     | 1     | 10    | 5  | 1            | 0   | 1   | 32 |                           |
| 00              | Desi Sills        |   | 0-0    | 0-0    | 0-0       | 0     | 1        | 1     | 2     | 0     | 1  | 2            | 0   | 0   | 8  |                           |
| 11              | K. Embery-Simpson |   | 6-9    | 4-6    | 0-0       | 0     | 2        | 2     | 1     | 16    | 0  | 2            | 0   | 0   | 22 |                           |
| 22              | Gabe Osabuohien   |   | 1-2    | 1-1    | 0-0       | 0     | 3        | 3     | 5     | 3     | 6  | 1            | 0   | 1   | 16 |                           |
| 35              | Reggie Chaney     |   | 2-2    | 0-0    | 0-0       | 0     | 0        | 0     | 4     | 4     | 1  | 1            | 1   | 0   | 10 |                           |
| Team            |                   |   |        |        |           | 0     | 0        | 0     |       |       |    |              |     |     |    |                           |
| Totals          |                   |   |        | 35-60  | 13-24     | 7-11  | 4        | 16    | 20    | 29    | 90 | 20           | 18  | 3   | 8  | 200                       |
| FG % 1st Half:  |                   |   | 19-30  | 63.3%  | 2nd half: | 16-30 | 53.3%    | Game: | 35-60 | 58.3% |    |              |     |     |    | Deadball<br>Rebounds<br>0 |
| 3FG % 1st Half: |                   |   | 6-11   | 54.5%  | 2nd half: | 7-13  | 53.8%    | Game: | 13-24 | 54.2% |    |              |     |     |    |                           |
| FT % 1st Half:  |                   |   | 1-1    | 100.0% | 2nd half: | 6-10  | 60.0%    | Game: | 7-11  | 63.6% |    |              |     |     |    |                           |

LSU 89 • 17-4 (7-1)

|                      |                    | Total |        | 3-Ptr           | Rebounds |             |     |       |    |    |    |    |     |     |     |                     |
|----------------------|--------------------|-------|--------|-----------------|----------|-------------|-----|-------|----|----|----|----|-----|-----|-----|---------------------|
| #                    | Player             |       | FG-FGA | FG-FGA          | FT-FTA   | Off         | Def | Tot   | PF | TP | A  | TO | Blk | Stl | Min |                     |
| 00                   | REID, Naz          | f     | 5-9    | 1-3             | 8-9      | 2           | 8   | 10    | 4  | 19 | 2  | 5  | 0   | 1   | 33  |                     |
| 11                   | BIGBY-WILLIAMS, K. | f     | 4-5    | 0-0             | 2-4      | 4           | 0   | 4     | 1  | 10 | 1  | 1  | 0   | 0   | 17  |                     |
| 03                   | WATERS, Tremont    | g     | 3-12   | 1-6             | 5-6      | 0           | 8   | 8     | 1  | 12 | 6  | 5  | 0   | 2   | 34  |                     |
| 04                   | MAYS, Skylar       | g     | 5-12   | 2-7             | 5-5      | 0           | 2   | 2     | 3  | 17 | 1  | 4  | 1   | 3   | 37  |                     |
| 14                   | TAYLOR, Marlon     | g     | 2-3    | 0-0             | 2-2      | 2           | 1   | 3     | 4  | 6  | 0  | 2  | 2   | 0   | 18  |                     |
| 01                   | SMART, Ja'vonte    |       | 5-12   | 1-5             | 7-8      | 1           | 2   | 3     | 2  | 18 | 1  | 1  | 0   | 2   | 31  |                     |
| 22                   | DAYS, Darius       |       | 0-4    | 0-3             | 0-0      | 4           | 3   | 7     | 3  | 0  | 0  | 1  | 0   | 0   | 13  |                     |
| 24                   | WILLIAMS, Emmitt   |       | 2-2    | 0-0             | 3-4      | 4           | 0   | 4     | 0  | 7  | 0  | 2  | 0   | 0   | 17  |                     |
| Team                 |                    |       |        |                 |          | 2           | 1   | 3     |    |    |    |    |     |     |     |                     |
| Totals               |                    |       | 26-59  | 5-24            | 32-38    | 19          | 25  | 44    | 18 | 89 | 11 | 21 | 3   | 8   | 200 |                     |
| FG % 1st Half: 13-27 |                    |       | 48.1%  | 2nd half: 13-32 | 40.6%    | Game: 26-59 |     | 44.1% |    |    |    |    |     |     |     | Deadball Rebounds 4 |
| 3FG % 1st Half: 3-13 |                    |       | 23.1%  | 2nd half: 2-11  | 18.2%    | Game: 5-24  |     | 20.8% |    |    |    |    |     |     |     |                     |
| FT % 1st Half: 12-13 |                    |       | 92.3%  | 2nd half: 20-25 | 80.0%    | Game: 32-38 |     | 84.2% |    |    |    |    |     |     |     |                     |

Officials: Joe Lindsay, Vladimir Voyard-Tadal, K.B. Burdett, Jr.  
Technical fouls: Arkansas-None. LSU-None.  
Attendance: 13311

| Score by periods | 1st | 2nd | Total |
|------------------|-----|-----|-------|
| Arkansas         | 45  | 45  | 90    |
| LSU              | 41  | 48  | 89    |

Last FG - AR 2nd-00:22, LSU 2nd-03:39.  
Largest lead - AR by 18 2nd-13:45, LSU by 4 1st-17:03.  
AR led for 32:58, LSU led for 05:13. Game was tied for 01:49.

Score tied - 6 times.  
Lead changed - 8 times.

# GAME 23 Arkansas at South Carolina

Feb. 9, 2019 • Columbia, S.C. - Colonial Life Arena • SEC Network

Arkansas 65 • 14-9, 5-5 SEC

| #                    | Player            |   | Total  |                 | 3-Ptr  |             | Rebounds |       |    |    |     | PF | TP | A TO Blk Stl |    |          |  | Min |
|----------------------|-------------------|---|--------|-----------------|--------|-------------|----------|-------|----|----|-----|----|----|--------------|----|----------|--|-----|
|                      |                   |   | FG-FGA | FG-FGA          | FT-FTA | Off         | Def      | Tot   | A  | TO | Blk |    |    | Stl          |    |          |  |     |
| 02                   | Adrio Bailey      | f | 2-4    | 0-1             | 2-2    | 3           | 3        | 6     | 4  | 6  | 1   | 0  | 1  | 3            | 25 |          |  |     |
| 10                   | Daniel Gafford    | f | 4-5    | 0-0             | 0-1    | 2           | 3        | 5     | 4  | 8  | 1   | 2  | 0  | 2            | 22 |          |  |     |
| 01                   | Isaiah Joe        | g | 4-11   | 3-9             | 0-0    | 1           | 2        | 3     | 2  | 11 | 0   | 0  | 1  | 2            | 29 |          |  |     |
| 05                   | Jalen Harris      | g | 5-16   | 0-2             | 7-10   | 1           | 2        | 3     | 1  | 17 | 2   | 5  | 0  | 2            | 36 |          |  |     |
| 13                   | Mason Jones       | g | 4-9    | 3-6             | 4-5    | 0           | 3        | 3     | 2  | 15 | 4   | 5  | 1  | 2            | 34 |          |  |     |
| 00                   | Desi Sills        |   | 0-1    | 0-0             | 0-0    | 0           | 1        | 1     | 0  | 0  | 2   | 1  | 0  | 0            | 7  |          |  |     |
| 11                   | K. Embery-Simpson |   | 2-6    | 0-3             | 0-0    | 0           | 1        | 1     | 2  | 4  | 0   | 0  | 0  | 1            | 15 |          |  |     |
| 22                   | Gabe Osabuohien   |   | 0-3    | 0-1             | 0-0    | 1           | 1        | 2     | 2  | 0  | 1   | 0  | 0  | 1            | 20 |          |  |     |
| 35                   | Reggie Chaney     |   | 1-2    | 0-0             | 2-2    | 0           | 3        | 3     | 1  | 4  | 0   | 1  | 1  | 0            | 12 |          |  |     |
| Team                 |                   |   |        |                 |        | 1           | 1        | 2     |    |    |     |    |    |              |    |          |  |     |
| Totals               |                   |   |        | 22-57           | 6-22   | 15-20       | 9        | 20    | 29 | 18 | 65  | 11 | 14 | 4            | 13 | 200      |  |     |
| FG % 1st Half: 12-32 |                   |   | 37.5%  | 2nd half: 10-25 | 40.0%  | Game: 22-57 |          | 38.6% |    |    |     |    |    |              |    | Deadball |  |     |
| 3FG % 1st Half: 3-14 |                   |   | 21.4%  | 2nd half: 3-8   | 37.5%  | Game: 6-22  |          | 27.3% |    |    |     |    |    |              |    | Rebounds |  |     |
| FT % 1st Half: 8-10  |                   |   | 80.0%  | 2nd half: 7-10  | 70.0%  | Game: 15-20 |          | 75.0% |    |    |     |    |    |              |    | 2        |  |     |

South Carolina 77 • 12-11, 7-3 SEC

| #                   | Player           |   | Total  |                 | 3-Ptr  | Rebounds    |     |       |    |    |     |     | PF | TP | A TO Blk Stl |                             |  |  | Min |
|---------------------|------------------|---|--------|-----------------|--------|-------------|-----|-------|----|----|-----|-----|----|----|--------------|-----------------------------|--|--|-----|
|                     |                  |   | FG-FGA | FG-FGA          | FT-FTA | Off         | Def | Tot   | A  | TO | Blk | Stl |    |    |              |                             |  |  |     |
| 21                  | KOTSAR, Maik     | f | 2-6    | 0-0             | 0-0    | 1           | 3   | 4     | 3  | 4  | 2   | 3   | 1  | 0  | 28           |                             |  |  |     |
| 24                  | BRYANT, Keyshawn | f | 7-11   | 1-2             | 2-7    | 1           | 2   | 3     | 1  | 17 | 1   | 5   | 1  | 2  | 35           |                             |  |  |     |
| 30                  | SILVA, Chris     | f | 4-5    | 0-0             | 8-10   | 2           | 6   | 8     | 3  | 16 | 0   | 3   | 3  | 1  | 30           |                             |  |  |     |
| 00                  | LAWSON, A.J.     | g | 8-12   | 4-5             | 4-5    | 1           | 6   | 7     | 2  | 24 | 3   | 4   | 0  | 0  | 33           |                             |  |  |     |
| 04                  | CAMPBELL, Tre    | g | 1-6    | 1-3             | 1-2    | 0           | 1   | 1     | 4  | 4  | 3   | 1   | 0  | 0  | 18           |                             |  |  |     |
| 02                  | GRAVETT, Hassani |   | 3-6    | 3-4             | 0-0    | 0           | 5   | 5     | 3  | 9  | 3   | 3   | 0  | 1  | 31           |                             |  |  |     |
| 13                  | HAASE, Felipe    |   | 1-2    | 1-1             | 0-0    | 0           | 5   | 5     | 1  | 3  | 3   | 1   | 0  | 0  | 20           |                             |  |  |     |
| 20                  | FRINK, Alanzo    |   | 0-0    | 0-0             | 0-0    | 0           | 0   | 0     | 1  | 0  | 0   | 1   | 0  | 0  | 2            |                             |  |  |     |
| 23                  | HINSON, Evan     |   | 0-0    | 0-0             | 0-0    | 0           | 0   | 0     | 1  | 0  | 0   | 0   | 0  | 0  | 3            |                             |  |  |     |
| Team                |                  |   |        |                 |        | 3           | 0   | 3     |    |    |     |     |    |    |              |                             |  |  |     |
| Totals              |                  |   |        | 26-48           | 10-15  | 15-24       | 8   | 28    | 36 | 19 | 77  | 15  | 21 | 5  | 4            | 200                         |  |  |     |
| FG % 1st Half: 9-20 |                  |   | 45.0%  | 2nd half: 17-28 | 60.7%  | Game: 26-48 |     | 54.2% |    |    |     |     |    |    |              | Deadball<br>Rebounds<br>3.1 |  |  |     |
| 3FG % 1st Half: 5-7 |                  |   | 71.4%  | 2nd half: 5-8   | 62.5%  | Game: 10-15 |     | 66.7% |    |    |     |     |    |    |              |                             |  |  |     |
| FT % 1st Half: 8-14 |                  |   | 57.1%  | 2nd half: 7-10  | 70.0%  | Game: 15-24 |     | 62.5% |    |    |     |     |    |    |              |                             |  |  |     |

Officials: Pat Adams, Bart Lenox, Wil Howard  
Technical fouls: Arkansas-None. South Carolina-None.  
Attendance: 12374

| Score by periods | 1st | 2nd | Total |
|------------------|-----|-----|-------|
| Arkansas         | 35  | 30  | 65    |
| South Carolina   | 31  | 46  | 77    |

Last FG - AR 2nd-03:11, SC 2nd-00:51.  
Largest lead - AR by 13 2nd-15:37, SC by 12 2nd-00:41.  
AR led for 29:24, SC led for 07:59. Game was tied for 02:37.

Score tied - 4 times.  
Lead changed - 4 times.

# GAME 22 Arkansas vs. Vanderbilt

Feb. 5, 2019 • Fayetteville, Ark. - Bud Walton Arena • SEC Network

Vanderbilt 66 • 9-13, 0-9 SEC

|                           |                  | Total  |                | 3-Ptr  |             | Rebounds |       |    |    |    |    |     |     |     |                             |
|---------------------------|------------------|--------|----------------|--------|-------------|----------|-------|----|----|----|----|-----|-----|-----|-----------------------------|
| #                         | Player           | FG-FGA | FG-FGA         | FT-FTA | Off         | Def      | Tot   | PF | TP | A  | TO | Blk | Stl | Min |                             |
| 11                        | SHITTU, Simisola | f      | 4-7            | 0-0    | 4-5         | 5        | 3     | 8  | 3  | 12 | 2  | 4   | 1   | 0   | 27                          |
| 15                        | BROWN, Clevon    | f      | 3-5            | 0-1    | 0-3         | 2        | 5     | 7  | 4  | 6  | 0  | 0   | 0   | 1   | 24                          |
| 24                        | NESMITH, Aaron   | f      | 3-10           | 2-6    | 0-0         | 0        | 5     | 5  | 4  | 8  | 2  | 2   | 0   | 2   | 34                          |
| 32                        | RYAN, Matt       | f      | 1-5            | 1-5    | 3-3         | 0        | 2     | 2  | 2  | 6  | 2  | 1   | 0   | 0   | 21                          |
| 00                        | LEE, Saben       | g      | 3-3            | 2-2    | 3-4         | 0        | 1     | 1  | 5  | 11 | 4  | 3   | 1   | 0   | 23                          |
| 01                        | WETZELL, Yanni   |        | 2-4            | 0-0    | 1-2         | 1        | 1     | 2  | 0  | 5  | 0  | 0   | 2   | 1   | 16                          |
| 02                        | TOYE, Joe        |        | 6-11           | 4-6    | 2-4         | 2        | 2     | 4  | 2  | 18 | 0  | 2   | 0   | 1   | 28                          |
| 03                        | EVANS, Maxwell   |        | 0-2            | 0-1    | 0-0         | 0        | 0     | 0  | 2  | 0  | 2  | 1   | 0   | 0   | 17                          |
| 13                        | MOYER, Matthew   |        | 0-2            | 0-0    | 0-0         | 0        | 1     | 1  | 1  | 0  | 0  | 0   | 0   | 0   | 10                          |
| Team                      |                  |        |                |        |             | 1        | 1     | 2  |    |    | 1  |     |     |     |                             |
| Totals                    |                  |        | 22-49          | 9-21   | 13-21       | 11       | 21    | 32 | 23 | 66 | 12 | 14  | 4   | 5   | 200                         |
| FG % 1st Half: 13-25      |                  | 52.0%  | 2nd half: 9-24 | 37.5%  | Game: 22-49 |          | 44.9% |    |    |    |    |     |     |     | Deadball<br>Rebounds<br>3.2 |
| 3FG % 1st Half: 3-10      |                  | 30.0%  | 2nd half: 6-11 | 54.5%  | Game: 9-21  |          | 42.9% |    |    |    |    |     |     |     |                             |
| FT % 1st Half: 6-9        |                  | 66.7%  | 2nd half: 7-12 | 58.3%  | Game: 13-21 |          | 61.9% |    |    |    |    |     |     |     |                             |
| Average FG: 44.9 - 54.5FG |                  |        |                |        |             |          |       |    |    |    |    |     |     |     |                             |

## GAME 25 Arkansas vs. Mississippi State

Feb. 16, 2019 • Fayetteville, Ark. - Bud Walton Arena • SEC Network

Mississippi State 77 • 18-7, 6-6 SEC

| #                    | Player            |   | Total  |                 | 3-Ptr  |             | Rebounds |       |                        | PF | TP | A  | TO | Blk | Stl | Min |
|----------------------|-------------------|---|--------|-----------------|--------|-------------|----------|-------|------------------------|----|----|----|----|-----|-----|-----|
|                      |                   |   | FG-FGA | FG-FGA          | FT-FTA | Off         | Def      | Tot   |                        |    |    |    |    |     |     |     |
| 01                   | Reggie Perry      | f | 5-10   | 0-0             | 2-4    | 5           | 5        | 10    | 4                      | 12 | 3  | 1  | 0  | 2   | 32  |     |
| 24                   | Abdul Ado         | f | 2-5    | 0-0             | 1-2    | 3           | 4        | 7     | 3                      | 5  | 1  | 0  | 0  | 1   | 29  |     |
| 02                   | Lamar Peters      | g | 1-6    | 1-5             | 2-4    | 0           | 1        | 1     | 4                      | 5  | 3  | 3  | 0  | 2   | 26  |     |
| 11                   | Q Weatherspoon    | g | 6-12   | 2-5             | 8-10   | 0           | 2        | 2     | 3                      | 22 | 3  | 3  | 0  | 6   | 37  |     |
| 23                   | Tyson Carter      | g | 7-15   | 0-5             | 4-4    | 0           | 3        | 3     | 3                      | 18 | 4  | 2  | 0  | 1   | 36  |     |
| 12                   | Robert Woodard II |   | 3-6    | 2-4             | 2-2    | 0           | 4        | 4     | 2                      | 10 | 1  | 1  | 1  | 0   | 24  |     |
| 35                   | Aric Holman       |   | 2-2    | 1-1             | 0-1    | 2           | 2        | 4     | 2                      | 5  | 0  | 3  | 1  | 2   | 16  |     |
| Team                 |                   |   |        |                 |        | 2           | 2        | 4     |                        |    |    |    |    |     |     |     |
| Totals               |                   |   | 26-56  | 6-20            | 19-27  | 12          | 23       | 35    | 21                     | 77 | 15 | 13 | 2  | 14  | 200 |     |
| FG % 1st Half: 11-25 |                   |   | 44.0%  | 2nd half: 15-31 | 48.4%  | Game: 26-56 |          | 46.4% | Deadball Rebounds<br>3 |    |    |    |    |     |     |     |
| 3FG % 1st Half: 3-10 |                   |   | 30.0%  | 2nd half: 3-10  | 30.0%  | Game: 6-20  |          | 30.0% |                        |    |    |    |    |     |     |     |
| FT % 1st Half: 7-10  |                   |   | 70.0%  | 2nd half: 12-17 | 70.6%  | Game: 19-27 |          | 70.4% |                        |    |    |    |    |     |     |     |

Arkansas 67 • 14-11, 5-7 SEC

| #                    | Player            |   | Total  |                 | 3-Ptr  |       | Rebounds    |     |       |                   |    |    |     | PF | TP  | A | TO | Blk | Stl | Min |
|----------------------|-------------------|---|--------|-----------------|--------|-------|-------------|-----|-------|-------------------|----|----|-----|----|-----|---|----|-----|-----|-----|
|                      |                   |   | FG-FGA | FG-FGA          | FT-FTA | Off   | Def         | Tot | PF    | TP                | A  | TO | Blk |    |     |   |    |     |     |     |
| 02                   | Adrio Bailey      | f | 4-6    | 0-0             | 0-0    | 0     | 4           | 4   | 2     | 8                 | 1  | 3  | 1   | 0  | 27  |   |    |     |     |     |
| 10                   | Daniel Gafford    | f | 2-7    | 0-0             | 4-5    | 4     | 7           | 11  | 3     | 8                 | 1  | 3  | 4   | 2  | 34  |   |    |     |     |     |
| 01                   | Isaiah Joe        | g | 2-6    | 1-5             | 0-0    | 0     | 2           | 2   | 4     | 5                 | 3  | 3  | 0   | 2  | 28  |   |    |     |     |     |
| 05                   | Jalen Harris      | g | 3-6    | 0-1             | 2-4    | 2     | 2           | 4   | 4     | 8                 | 7  | 3  | 0   | 1  | 35  |   |    |     |     |     |
| 13                   | Mason Jones       | g | 9-18   | 5-11            | 7-9    | 0     | 2           | 2   | 3     | 30                | 2  | 2  | 0   | 0  | 32  |   |    |     |     |     |
| 00                   | Desi Sills        |   | 0-1    | 0-0             | 0-0    | 0     | 0           | 0   | 0     | 0                 | 2  | 0  | 0   | 1  | 9   |   |    |     |     |     |
| 11                   | K. Embery-Simpson |   | 1-4    | 1-3             | 0-0    | 0     | 0           | 0   | 1     | 3                 | 0  | 1  | 0   | 1  | 17  |   |    |     |     |     |
| 22                   | Gabe Osabuohien   |   | 0-1    | 0-0             | 0-0    | 2     | 0           | 2   | 3     | 0                 | 0  | 3  | 0   | 0  | 8   |   |    |     |     |     |
| 35                   | Reggie Chaney     |   | 1-3    | 0-0             | 3-3    | 0     | 2           | 2   | 3     | 5                 | 0  | 2  | 0   | 0  | 10  |   |    |     |     |     |
| Team                 |                   |   |        |                 |        | 1     | 3           | 4   |       |                   |    |    |     |    |     |   |    |     |     |     |
| Totals               |                   |   | 22-52  | 7-20            | 16-21  | 9     | 22          | 31  | 23    | 67                | 16 | 20 | 5   | 7  | 200 |   |    |     |     |     |
| FG % 1st Half: 14-24 |                   |   | 58.3%  | 2nd half: 8-28  |        | 28.6% | Game: 22-52 |     | 42.3% | Deadball Rebounds |    |    |     |    |     |   |    |     |     |     |
| 3FG % 1st Half: 6-10 |                   |   | 60.0%  | 2nd half: 1-10  |        | 10.0% | Game: 7-20  |     | 35.0% | 3.1               |    |    |     |    |     |   |    |     |     |     |
| FT % 1st Half: 4-5   |                   |   | 80.0%  | 2nd half: 12-16 |        | 75.0% | Game: 16-21 |     | 76.2% |                   |    |    |     |    |     |   |    |     |     |     |

Officials: Patrick Evans, Brian Shey, Darron George  
 Technical fouls: Mississippi State-Reggie Perry. Arkansas-Reggie Chaney.  
 Attendance: 17022  
 Tickets Scanned: 11,034

| Score by periods  | 1st | 2nd | Total |
|-------------------|-----|-----|-------|
| Mississippi State | 32  | 45  | 77    |
| Arkansas          | 38  | 29  | 67    |

Last FG - MS 2nd-01:32, AR 2nd-00:13.

Largest lead - MS by 16 2nd-10:15, AR by 8 2nd-19:47.

MS led for 19:15. AR led for 18:09. Game was tied for 02:36.

Score tied - 5 times.  
 Lead changed - 5 times.

## GAME 27 Arkansas vs. Texas A&M

Feb. 23, 2019 • Fayetteville, Ark. - Bud Walton Arena • SEC Network

Texas A&M 87 • 12-14, 5-9 SEC

| #                    | Player             | Total  |                 | 3-Ptr  |             | Rebounds |                     |    | PF | TP | A  | TO | Blk | Stl | Min |
|----------------------|--------------------|--------|-----------------|--------|-------------|----------|---------------------|----|----|----|----|----|-----|-----|-----|
|                      |                    | FG-FGA | FG-FGA          | FT-FTA | Off         | Def      | Tot                 |    |    |    |    |    |     |     |     |
| 01                   | Flagg,Savion       | f      | 6-11            | 2-4    | 8-10        | 4        | 5                   | 9  | 1  | 22 | 4  | 4  | 0   | 1   | 36  |
| 21                   | Mekowulu,Christian | f      | 2-2             | 0-0    | 0-1         | 2        | 3                   | 5  | 4  | 4  | 0  | 3  | 3   | 0   | 16  |
| 11                   | Mitchell,Wendell   | g      | 7-9             | 3-5    | 3-3         | 0        | 3                   | 3  | 5  | 20 | 2  | 2  | 0   | 1   | 20  |
| 12                   | Collins,Chris      | g      | 0-0             | 0-0    | 5-6         | 0        | 1                   | 1  | 2  | 5  | 3  | 0  | 0   | 4   | 20  |
| 13                   | Mahan,Brandon      | g      | 1-3             | 1-2    | 2-2         | 0        | 2                   | 2  | 1  | 5  | 0  | 1  | 1   | 0   | 25  |
| 00                   | Chandler,Jay Jay   |        | 1-4             | 0-2    | 2-2         | 0        | 1                   | 1  | 3  | 4  | 1  | 0  | 0   | 1   | 20  |
| 02                   | Starks,TJ          |        | 5-11            | 0-3    | 1-6         | 0        | 0                   | 0  | 2  | 11 | 2  | 7  | 0   | 3   | 26  |
| 24                   | Walker, John       |        | 1-2             | 0-0    | 0-0         | 1        | 2                   | 3  | 1  | 2  | 1  | 0  | 0   | 0   | 13  |
| 32                   | Nebo,Josh          |        | 5-6             | 0-0    | 4-4         | 2        | 4                   | 6  | 1  | 14 | 0  | 1  | 1   | 0   | 24  |
| Team                 |                    |        |                 |        |             | 3        | 2                   | 5  |    |    |    |    |     |     |     |
| Totals               |                    |        | 28-48           | 6-16   | 25-34       | 12       | 23                  | 35 | 20 | 87 | 13 | 18 | 5   | 10  | 200 |
| FG % 1st Half: 12-24 |                    | 50.0%  | 2nd half: 16-24 | 66.7%  | Game: 28-48 | 58.3%    | Deadball Rebounds 3 |    |    |    |    |    |     |     |     |
| 3FG % 1st Half: 2-9  |                    | 22.2%  | 2nd half: 4-7   | 57.1%  | Game: 6-16  | 37.5%    |                     |    |    |    |    |    |     |     |     |
| FT % 1st Half: 12-16 |                    | 75.0%  | 2nd half: 13-18 | 72.2%  | Game: 25-34 | 73.5%    |                     |    |    |    |    |    |     |     |     |

Arkansas 80 • 14-13, 5-9 SEC

|                      |                   | Total  |                 | 3-Ptr  |             | Rebounds |                   |    |    |    |    |     |     |     |  |  |  |
|----------------------|-------------------|--------|-----------------|--------|-------------|----------|-------------------|----|----|----|----|-----|-----|-----|--|--|--|
| #                    | Player            | FG-FGA | FG-FGA          | FT-FTA | Off         | Def      | Tot               | PF | TP | A  | TO | Blk | Stl | Min |  |  |  |
| 10                   | Daniel Gafford    | f 9-14 | 0-0             | 5-7    | 6           | 7        | 13                | 1  | 23 | 0  | 4  | 3   | 0   | 29  |  |  |  |
| 22                   | Gabe Osabuohien   | f 4-4  | 0-0             | 0-1    | 0           | 0        | 0                 | 4  | 8  | 2  | 0  | 0   | 2   | 16  |  |  |  |
| 00                   | Desi Sills        | g 3-6  | 1-2             | 0-0    | 1           | 0        | 1                 | 3  | 7  | 0  | 2  | 0   | 0   | 21  |  |  |  |
| 01                   | Isaiah Joe        | g 5-12 | 2-8             | 8-9    | 0           | 6        | 6                 | 3  | 20 | 2  | 2  | 0   | 1   | 32  |  |  |  |
| 05                   | Jalen Harris      | g 1-5  | 0-3             | 0-2    | 0           | 0        | 0                 | 4  | 2  | 3  | 3  | 0   | 0   | 34  |  |  |  |
| 02                   | Adrio Bailey      | g 2-5  | 0-0             | 0-0    | 2           | 0        | 2                 | 3  | 4  | 0  | 0  | 2   | 1   | 19  |  |  |  |
| 11                   | K. Embery-Simpson | g 1-2  | 1-2             | 0-0    | 0           | 0        | 0                 | 2  | 3  | 0  | 1  | 0   | 0   | 9   |  |  |  |
| 13                   | Mason Jones       | g 4-13 | 1-7             | 2-2    | 0           | 0        | 0                 | 2  | 11 | 4  | 0  | 0   | 0   | 26  |  |  |  |
| 35                   | Reggie Chaney     | g 1-2  | 0-0             | 0-0    | 1           | 1        | 2                 | 2  | 2  | 2  | 0  | 1   | 1   | 14  |  |  |  |
| Team                 |                   |        |                 |        | 1           | 0        | 1                 |    |    |    |    |     |     |     |  |  |  |
| Totals               |                   | 30-63  | 5-22            | 15-21  | 11          | 14       | 25                | 24 | 80 | 13 | 12 | 6   | 5   | 200 |  |  |  |
| FG % 1st Half: 13-30 |                   | 43.3%  | 2nd half: 17-33 | 51.5%  | Game: 30-63 | 47.6%    | Deadball Rebounds |    |    |    |    |     |     |     |  |  |  |
| 3FG % 1st Half: 4-12 |                   | 33.3%  | 2nd half: 1-10  | 10.0%  | Game: 5-22  | 22.7%    | 5                 |    |    |    |    |     |     |     |  |  |  |
| FT % 1st Half: 7-12  |                   | 58.3%  | 2nd half: 8-9   | 88.9%  | Game: 15-21 | 71.4%    |                   |    |    |    |    |     |     |     |  |  |  |

Officials: Patrick Evans, Brian Shey, Vladimir Voyard-Tadal  
 Technical fouls: Texas A&M-None. Arkansas-None.  
 Attendance: 16108  
 Tickets Scanned: 9,180  
 Fouled out: TAMU #11, Mitchell (1:03 2H)

| Score by periods | 1st | 2nd | Total |
|------------------|-----|-----|-------|
| Texas A&M        | 38  | 49  | 87    |
| Arkansas         | 37  | 43  | 80    |

Last FG - TAMU 2nd-01:50, AR 2nd-00:07.

Largest lead - TAMU by 11 2nd-02:28, AR by 6 1st-13:50.

TAMU led for 25:17. AR led for 12:56. Game was tied for 01:47.

Score tied - 3 times.  
 Lead changed - 7 times.

## GAME 26 Arkansas at Auburn

Feb. 20, 2019 • Auburn, Ala. - Auburn Arena • SEC Network

Arkansas 56 • 14-12, 5-8 SEC

| #                    | Player            |   | Total  |                 | 3-Ptr  |             | Rebounds |     |       | PF                | TP | A  | TO | Blk | Stl | Min |
|----------------------|-------------------|---|--------|-----------------|--------|-------------|----------|-----|-------|-------------------|----|----|----|-----|-----|-----|
|                      |                   |   | FG-FGA | FT-FTA          | FG-FGA | FT-FTA      | Off      | Def | Tot   |                   |    |    |    |     |     |     |
| 02                   | Adrio Bailey      | f | 0-2    | 0-0             | 1-2    | 1           | 1        | 2   | 1     | 1                 | 0  | 0  | 0  | 0   | 12  |     |
| 10                   | Daniel Gafford    | f | 4-5    | 0-0             | 2-5    | 1           | 7        | 8   | 3     | 10                | 0  | 2  | 1  | 2   | 27  |     |
| 01                   | Isaiah Joe        | g | 5-18   | 4-14            | 0-0    | 1           | 1        | 2   | 1     | 14                | 1  | 1  | 0  | 1   | 37  |     |
| 05                   | Jalen Harris      | g | 1-5    | 0-1             | 3-4    | 1           | 3        | 4   | 1     | 5                 | 2  | 3  | 0  | 0   | 23  |     |
| 13                   | Mason Jones       | g | 1-9    | 0-6             | 2-2    | 0           | 3        | 3   | 0     | 4                 | 1  | 2  | 0  | 2   | 20  |     |
| 00                   | Desi Sills        | g | 2-5    | 0-1             | 5-8    | 2           | 2        | 4   | 2     | 9                 | 3  | 1  | 0  | 0   | 23  |     |
| 11                   | K. Embery-Simpson |   | 1-6    | 0-3             | 0-0    | 1           | 1        | 2   | 2     | 2                 | 2  | 2  | 0  | 0   | 22  |     |
| 22                   | Gabe Osabuohien   |   | 3-4    | 0-1             | 1-2    | 2           | 2        | 4   | 0     | 7                 | 0  | 1  | 1  | 3   | 19  |     |
| 24                   | Ethan Henderson   |   | 0-0    | 0-0             | 0-0    | 0           | 0        | 0   | 0     | 0                 | 0  | 0  | 1  | 0   | 1   |     |
| 35                   | Reggie Chaney     |   | 2-4    | 0-0             | 0-1    | 1           | 0        | 1   | 3     | 4                 | 0  | 2  | 0  | 2   | 16  |     |
| Team                 |                   |   |        |                 |        | 2           | 3        | 5   |       |                   |    | 1  |    |     | 200 |     |
| Totals               |                   |   | 19-58  | 4-26            | 14-24  | 12          | 23       | 35  | 13    | 56                | 9  | 15 | 3  | 10  | 2   | 16  |
| FG % 1st Half: 8-30  |                   |   | 26.7%  | 2nd half: 11-28 | 39.3%  | Game: 19-58 |          |     | 32.8% | Deadball Rebounds |    |    |    |     |     |     |
| 3FG % 1st Half: 2-13 |                   |   | 15.4%  | 2nd half: 2-13  | 15.4%  | Game: 4-26  |          |     | 15.4% |                   |    |    |    |     |     |     |
| FT % 1st Half: 2-6   |                   |   | 33.3%  | 2nd half: 12-18 | 66.7%  | Game: 14-24 |          |     | 58.3% |                   |    |    |    |     |     |     |

Auburn 79 • 18-8, 7-6 SEC

| #  | Player                | Total  |                 | 3-Ptr  |             | Rebounds |     |    | PF | TP | A  | TO | Blk | Stl | Min                       |
|----|-----------------------|--------|-----------------|--------|-------------|----------|-----|----|----|----|----|----|-----|-----|---------------------------|
|    |                       | FG-FGA | FG-FGA          | FT-FTA | Off         | Def      | Tot |    |    |    |    |    |     |     |                           |
| 04 | DUNBAR, Malik         | f      | 3-8             | 2-5    | 0-0         | 0        | 5   | 5  | 2  | 8  | 3  | 2  | 0   | 2   | 22                        |
| 05 | OKEKE, Chuma          | f      | 4-8             | 3-5    | 0-0         | 0        | 4   | 4  | 1  | 11 | 5  | 2  | 3   | 1   | 29                        |
| 24 | MCLEMORE, Anfernee    | f      | 5-7             | 2-3    | 1-2         | 2        | 4   | 6  | 4  | 13 | 1  | 2  | 2   | 0   | 17                        |
| 01 | HARPER, Jared         | g      | 3-9             | 3-7    | 1-1         | 0        | 2   | 2  | 0  | 10 | 4  | 2  | 0   | 0   | 30                        |
| 02 | BROWN, Bryce          | g      | 6-10            | 5-8    | 1-2         | 1        | 2   | 3  | 3  | 18 | 1  | 2  | 0   | 1   | 24                        |
| 00 | SPENCER, Horace       |        | 1-2             | 0-0    | 1-2         | 1        | 2   | 3  | 2  | 3  | 0  | 1  | 0   | 1   | 10                        |
| 03 | PURIFOY, Daniel       |        | 0-2             | 0-2    | 0-0         | 0        | 3   | 3  | 0  | 0  | 0  | 0  | 0   | 1   | 17                        |
| 10 | DOUGHTY, Samir        |        | 2-3             | 1-2    | 1-1         | 0        | 4   | 4  | 4  | 6  | 2  | 5  | 0   | 2   | 21                        |
| 12 | MCCORMICK, J'Von      |        | 1-2             | 1-1    | 3-6         | 1        | 1   | 2  | 3  | 6  | 0  | 2  | 0   | 2   | 12                        |
| 14 | COOK, Preston         |        | 0-1             | 0-0    | 0-0         | 1        | 0   | 1  | 0  | 0  | 0  | 0  | 0   | 0   | 1                         |
| 20 | PARKER, Myles         |        | 0-1             | 0-0    | 0-0         | 0        | 0   | 0  | 0  | 0  | 0  | 0  | 0   | 0   | 1                         |
| 22 | MACOY, Will           |        | 0-0             | 0-0    | 0-0         | 0        | 0   | 0  | 0  | 0  | 0  | 1  | 0   | 0   | 1                         |
| 33 | MAASDORP, Chase       |        | 0-0             | 0-0    | 0-0         | 0        | 0   | 0  | 0  | 0  | 0  | 1  | 0   | 0   | 1                         |
| 41 | BLACKSTOCK, Cole      |        | 0-0             | 0-0    | 0-0         | 0        | 0   | 0  | 1  | 0  | 0  | 0  | 0   | 0   | 1                         |
| 50 | WILEY, Austin         |        | 1-1             | 0-0    | 2-6         | 2        | 2   | 4  | 4  | 4  | 0  | 0  | 1   | 1   | 13                        |
|    | Team                  |        |                 |        |             | 1        | 4   | 5  |    |    |    |    |     |     | 200                       |
|    | Totals                |        | 26-54           | 17-33  | 10-20       | 9        | 33  | 42 | 24 | 79 | 16 | 20 | 6   | 11  | 203                       |
|    | FG % 1st Half: 14-29  | 48.3%  | 2nd half: 12-25 | 48.0%  | Game: 26-54 | 48.1%    |     |    |    |    |    |    |     |     | Deadball<br>Rebounds<br>6 |
|    | 3FG % 1st Half: 10-19 | 52.6%  | 2nd half: 7-14  | 50.0%  | Game: 17-33 | 51.5%    |     |    |    |    |    |    |     |     |                           |
|    | FT % 1st Half: 7-14   | 50.0%  | 2nd half: 3-6   | 50.0%  | Game: 10-20 | 50.0%    |     |    |    |    |    |    |     |     |                           |

# GAME 29 Arkansas vs. Ole Miss

Mar. 2, 2019 • Fayetteville, Ark. - Bud Walton Arena • SEC Network

Ole Miss 73 • 19-10,9-7 SEC

| #                    | Player              | Total  |                 | 3-Ptr  | Rebounds    |       |          | PF | TP | A TO Blk Stl |    |     |     | Min |     |
|----------------------|---------------------|--------|-----------------|--------|-------------|-------|----------|----|----|--------------|----|-----|-----|-----|-----|
|                      |                     | FG-FGA | FG-FGA          | FT-FTA | Off         | Def   | Tot      |    |    | A            | TO | Blk | Stl |     |     |
| 00                   | Hinson,Blake        | f      | 3-7             | 1-5    | 0-0         | 0     | 4        | 4  | 2  | 7            | 2  | 1   | 0   | 0   | 21  |
| 12                   | Stevens, Bruce      | f      | 5-6             | 1-2    | 1-2         | 0     | 2        | 2  | 5  | 12           | 0  | 1   | 1   | 2   | 23  |
| 02                   | Shuler,Devontae     | g      | 4-7             | 0-1    | 4-4         | 1     | 5        | 6  | 0  | 12           | 4  | 4   | 0   | 3   | 31  |
| 04                   | Tyree,Breein        | g      | 8-14            | 2-6    | 2-2         | 0     | 2        | 2  | 3  | 20           | 5  | 3   | 0   | 0   | 30  |
| 20                   | Davis, D.C.         | g      | 0-3             | 0-2    | 0-0         | 0     | 1        | 1  | 2  | 0            | 1  | 1   | 0   | 0   | 18  |
| 03                   | Davis,Terence       |        | 4-8             | 2-6    | 2-2         | 0     | 5        | 5  | 2  | 12           | 3  | 2   | 0   | 1   | 32  |
| 13                   | Olejniczak, Dominik |        | 3-4             | 0-0    | 0-1         | 1     | 0        | 1  | 2  | 6            | 0  | 1   | 0   | 0   | 17  |
| 14                   | Buffen, KJ          |        | 2-5             | 0-0    | 0-0         | 2     | 2        | 4  | 2  | 4            | 0  | 1   | 0   | 0   | 23  |
| 15                   | Rodriguez, Luis     |        | 0-0             | 0-0    | 0-0         | 0     | 0        | 0  | 0  | 0            | 0  | 0   | 0   | 0   | 5   |
| Team                 |                     |        |                 |        |             | 4     | 1        | 5  |    |              | 2  |     |     |     |     |
| Totals               |                     |        | 29-54           | 6-22   | 9-11        | 8     | 22       | 30 | 18 | 73           | 15 | 16  | 1   | 6   | 200 |
| FG % 1st Half: 13-26 |                     | 50.0%  | 2nd half: 16-28 | 57.1%  | Game: 29-54 | 53.7% | Deadball |    |    |              |    |     |     |     |     |
| 3FG % 1st Half: 4-14 |                     | 28.6%  | 2nd half: 2-8   | 25.0%  | Game: 6-22  | 27.3% | Rebounds |    |    |              |    |     |     |     |     |
| FT % 1st Half: 5-7   |                     | 71.4%  | 2nd half: 4-4   | 100.0% | Game: 9-11  | 81.8% | 1,2      |    |    |              |    |     |     |     |     |

Arkansas 74 • 15-14, 6-10 SEC

| #                    | Player            | Total  |                 | 3-Ptr  | Rebounds    |       |          | PF | TP | A  | TO | Blk | Stl | Min |     |
|----------------------|-------------------|--------|-----------------|--------|-------------|-------|----------|----|----|----|----|-----|-----|-----|-----|
|                      |                   | FG-FGA | FG-FGA          | FT-FTA | Off         | Def   | Tot      |    |    |    |    |     |     |     |     |
| 10                   | Daniel Gafford    | f      | 7-9             | 0-0    | 3-8         | 0     | 2        | 2  | 1  | 17 | 0  | 1   | 2   | 0   | 28  |
| 22                   | Gabe Osabuohien   | f      | 1-4             | 0-0    | 0-0         | 0     | 1        | 1  | 2  | 2  | 4  | 1   | 0   | 3   | 19  |
| 00                   | Desi Sills        | g      | 2-6             | 1-2    | 0-0         | 0     | 2        | 2  | 2  | 5  | 1  | 2   | 0   | 3   | 22  |
| 01                   | Isaiah Joe        | g      | 3-8             | 2-6    | 1-1         | 0     | 2        | 2  | 2  | 9  | 2  | 0   | 2   | 1   | 32  |
| 05                   | Jalen Harris      | g      | 3-4             | 0-0    | 4-5         | 0     | 1        | 1  | 3  | 10 | 9  | 1   | 0   | 0   | 28  |
| 02                   | Adrio Bailey      |        | 3-5             | 0-0    | 0-0         | 1     | 3        | 4  | 1  | 6  | 0  | 1   | 0   | 2   | 16  |
| 11                   | K. Embery-Simpson |        | 0-2             | 0-2    | 0-0         | 2     | 0        | 2  | 2  | 0  | 0  | 3   | 0   | 0   | 10  |
| 13                   | Mason Jones       |        | 7-10            | 6-8    | 2-4         | 0     | 3        | 3  | 2  | 22 | 2  | 4   | 0   | 0   | 29  |
| 35                   | Reggie Chaney     |        | 1-1             | 0-0    | 1-2         | 1     | 1        | 2  | 0  | 3  | 2  | 0   | 0   | 1   | 16  |
| Team                 |                   |        |                 |        |             | 0     | 2        | 2  |    |    |    |     |     |     |     |
| Totals               |                   |        | 27-49           | 9-18   | 11-20       | 4     | 17       | 21 | 15 | 74 | 20 | 13  | 4   | 10  | 200 |
| FG % 1st Half: 13-24 |                   | 54.2%  | 2nd half: 14-25 | 56.0%  | Game: 27-49 | 55.1% | Deadball |    |    |    |    |     |     |     |     |
| 3FG % 1st Half: 4-8  |                   | 50.0%  | 2nd half: 5-10  | 50.0%  | Game: 9-18  | 50.0% | Rebounds |    |    |    |    |     |     |     |     |
| FT % 1st Half: 4-11  |                   | 36.4%  | 2nd half: 7-9   | 77.8%  | Game: 11-20 | 55.0% | 3.1      |    |    |    |    |     |     |     |     |

Officials: Todd Austin, Rob Rorke, Gerald Williams  
Technical fouls: Ole Miss-None. Arkansas-None.  
Attendance: 17320  
Tickets Scanned: 9,942  
Fouled out: Ole Miss #12, Stevens (3:22 2H)

| Score by periods | 1st | 2nd | Total |        |       |     |        |
|------------------|-----|-----|-------|--------|-------|-----|--------|
| Ole Miss         | 35  | 38  | 73    | Points | In    | Off | 2nd    |
| Arkansas         | 34  | 40  | 74    | OM     | Paint | T/O | Chance |
|                  |     |     |       | AR     | 34    | 13  | 8      |
|                  |     |     |       |        |       |     | Fast   |
|                  |     |     |       |        |       |     | Break  |
|                  |     |     |       |        |       |     | Bench  |
|                  |     |     |       |        |       |     | 31     |

Last FG - OM 2nd-01:07, AR 2nd-00:05.  
Largest lead - OM by 8 1st-09:49, AR by 4 2nd-08:17.  
OM led for 27:00. AR led for 11:33. Game was tied for 01:25.

Score tied - 4 times.  
Lead changed - 21 times.

# GAME 30 Arkansas at Vanderbilt

Mar. 6, 2019 • Nashville, Tenn. - Memorial Gymnasium • SEC Network

Arkansas 84 • 16-14, 7-10 SEC

| #                   | Player            |   | Total  |                 | 3-Ptr  |             | Rebounds |       |     | PF | TP | A TO Blk Stl |    |     |     | Min |    |          |
|---------------------|-------------------|---|--------|-----------------|--------|-------------|----------|-------|-----|----|----|--------------|----|-----|-----|-----|----|----------|
|                     |                   |   | FG-FGA | FT-FTA          | FG-FGA | FT-FTA      | Off      | Def   | Tot |    |    | A            | TO | Blk | Stl |     |    |          |
| 10                  | Daniel Gafford    | f | 8-11   | 0-0             | 4-7    | 0           | 4        | 4     | 2   | 20 | 0  | 1            | 4  | 0   | 27  |     |    |          |
| 22                  | Gabe Osabuohien   | f | 0-5    | 0-1             | 0-0    | 3           | 4        | 7     | 2   | 0  | 3  | 1            | 0  | 2   | 24  |     |    |          |
| 00                  | Desi Sills        | g | 3-5    | 3-3             | 2-4    | 1           | 1        | 2     | 1   | 11 | 4  | 2            | 0  | 1   | 23  |     |    |          |
| 01                  | Isaiah Joe        | g | 4-7    | 4-6             | 0-0    | 0           | 2        | 2     | 3   | 12 | 1  | 1            | 0  | 1   | 20  |     |    |          |
| 05                  | Jalen Harris      | g | 2-6    | 0-0             | 0-0    | 1           | 3        | 4     | 1   | 4  | 4  | 1            | 0  | 0   | 28  |     |    |          |
| 02                  | Adrio Bailey      |   | 2-3    | 0-0             | 0-0    | 0           | 0        | 0     | 4   | 4  | 0  | 0            | 2  | 1   | 11  |     |    |          |
| 11                  | K. Embery-Simpson |   | 2-3    | 0-1             | 0-0    | 0           | 0        | 0     | 1   | 4  | 1  | 1            | 0  | 2   | 20  |     |    |          |
| 12                  | Ty Stevens        |   | 1-1    | 0-0             | 1-1    | 0           | 0        | 0     | 0   | 3  | 0  | 0            | 0  | 0   | 1   |     |    |          |
| 13                  | Mason Jones       |   | 4-10   | 3-6             | 5-6    | 2           | 4        | 6     | 1   | 16 | 5  | 2            | 0  | 3   | 25  |     |    |          |
| 15                  | Jonathan Holmes   |   | 1-1    | 1-1             | 0-0    | 0           | 0        | 0     | 0   | 3  | 0  | 0            | 0  | 0   | 3   |     |    |          |
| 24                  | Ethan Henderson   |   | 0-0    | 0-0             | 0-0    | 0           | 0        | 0     | 0   | 0  | 0  | 0            | 0  | 0   | 3   |     |    |          |
| 35                  | Reggie Chaney     |   | 3-5    | 0-0             | 1-2    | 1           | 3        | 4     | 2   | 7  | 0  | 1            | 1  | 0   | 15  |     |    |          |
| Team                |                   |   |        |                 |        | 2           | 1        | 3     |     |    |    | 1            |    |     |     |     |    |          |
| Totals              |                   |   |        |                 |        | 30-57       | 11-18    | 13-20 | 10  | 22 | 32 | 17           | 84 | 18  | 11  | 7   | 10 | 200      |
| FG % 1st Half: 9-25 |                   |   | 36.0%  | 2nd half: 21-32 | 65.6%  | Game: 30-57 | 52.6%    |       |     |    |    |              |    |     |     |     |    | Deadball |
| 3FG % 1st Half: 3-8 |                   |   | 37.5%  | 2nd half: 8-10  | 80.0%  | Game: 11-18 | 61.1%    |       |     |    |    |              |    |     |     |     |    | Rebounds |
| FT % 1st Half: 8-12 |                   |   | 66.7%  | 2nd half: 5-8   | 62.5%  | Game: 13-20 | 65.0%    |       |     |    |    |              |    |     |     |     |    | 4        |

Vanderbilt 48 • 9-21, 0-17 SEC

| #                    | Player           | Total  |                 | 3-Ptr  | Rebounds    |       |          | PF | TP | A TO Blk Stl |    |     |     | Min |
|----------------------|------------------|--------|-----------------|--------|-------------|-------|----------|----|----|--------------|----|-----|-----|-----|
|                      |                  | FG-FGA | FT-FTA          | FG-FGA | Off         | Def   | Tot      |    |    | A            | TO | Blk | Stl |     |
| 11                   | SHITTU, Simisola | f 4-7  | 0-0             | 0-2    | 1           | 2     | 3        | 2  | 8  | 2            | 7  | 0   | 0   | 23  |
| 15                   | BROWN, Clevon    | f 0-1  | 0-0             | 0-0    | 3           | 1     | 4        | 5  | 0  | 1            | 2  | 0   | 0   | 15  |
| 24                   | NESMITH, Aaron   | f 4-13 | 1-8             | 2-2    | 2           | 4     | 6        | 3  | 11 | 0            | 3  | 1   | 0   | 36  |
| 00                   | LEE, Saben       | g 2-8  | 0-2             | 0-4    | 1           | 2     | 3        | 3  | 4  | 4            | 4  | 0   | 1   | 37  |
| 02                   | TOYE, Joe        | g 2-14 | 2-10            | 0-0    | 0           | 0     | 0        | 1  | 6  | 0            | 1  | 2   | 0   | 33  |
| 01                   | WETZELL, Yanni   | g 2-6  | 1-2             | 2-2    | 7           | 4     | 11       | 4  | 7  | 1            | 4  | 0   | 1   | 29  |
| 03                   | EVANS, Maxwell   | g 2-4  | 2-4             | 0-0    | 0           | 0     | 0        | 1  | 6  | 3            | 0  | 0   | 1   | 12  |
| 13                   | MOYER, Matthew   | g 0-1  | 0-1             | 6-6    | 1           | 4     | 5        | 0  | 6  | 0            | 0  | 0   | 0   | 13  |
| 14                   | RICE, Isaiah     | g 0-0  | 0-0             | 0-0    | 0           | 0     | 0        | 0  | 0  | 0            | 0  | 0   | 0   | 1   |
| 30                   | HUNT, Mac        | g 0-0  | 0-0             | 0-0    | 0           | 0     | 0        | 0  | 0  | 0            | 0  | 0   | 0   | 1   |
| Team                 |                  |        |                 |        | 4           | 3     | 7        |    |    |              | 2  |     |     |     |
| Totals               |                  | 16-54  | 6-27            | 10-16  | 19          | 20    | 39       | 19 | 48 | 11           | 23 | 3   | 3   | 200 |
| FG % 1st Half: 6-28  |                  | 21.4%  | 2nd half: 10-26 | 38.5%  | Game: 16-54 | 29.6% | Deadball |    |    |              |    |     |     |     |
| 3FG % 1st Half: 3-15 |                  | 20.0%  | 2nd half: 3-12  | 25.0%  | Game: 6-27  | 22.2% | Rebounds |    |    |              |    |     |     |     |
| FT % 1st Half: 10-13 |                  | 76.9%  | 2nd half: 0-3   | 0.0%   | Game: 10-16 | 62.5% | 3        |    |    |              |    |     |     |     |

Officials: Terry Oglesby, Steven Anderson, Patrick Evans  
Technical fouls: Arkansas-None. Vanderbilt-None.  
Attendance: 8517

| Score by periods | 1st | 2nd | Total |        |       |     |        |
|------------------|-----|-----|-------|--------|-------|-----|--------|
| Arkansas         | 29  | 55  | 84    | Points | In    | Off | 2nd    |
| Vanderbilt       | 25  | 23  | 48    | AR     | Paint | T/O | Chance |
|                  |     |     |       | VU     | 28    | 33  | 7      |
|                  |     |     |       |        | 20    | 8   | 11     |
|                  |     |     |       |        |       |     | Fast   |
|                  |     |     |       |        |       |     | Break  |
|                  |     |     |       |        |       |     | Bench  |
|                  |     |     |       |        |       |     | 37     |

Last FG - AR 2nd-00:24, VU 2nd-00:07.  
Largest lead - AR by 38 2nd-00:24, VU by 10 1st-13:17.  
AR led for 26:14. VU led for 11:18. Game was tied for 02:28.

Score tied - 2 times.  
Lead changed - 1 time.



## LAST TIME AN ARKANSAS PLAYER...

## • SCORING •

Scored 25 Points: 26 by Daniel Gafford at Missouri (02/12/19)  
 Scored 30 Points: 30 by Mason Jones vs. Mississippi State (02/16/19)  
 Scored 40 Points: 43 by Todd Day at LSU (01/11/92)  
 Scored 50 Points: 51 by Rotnei Clarke vs. Alcorn State (11/13/09)  
**RECORD: 51 by Rotnei Clarke vs. Alcorn State (11/13/09)**

## • FIELD GOALS MADE •

Made 15 Field Goals: 15 (15-21) by Rotnei Clarke vs. Alcorn State (11/13/09)  
 Made 20 Field Goals: 20 (2-30) by Dean Tolson vs. Texas A&M (03/02/74)  
**RECORD: 20 (20-30) by Dean Tolson vs. Texas A&M (03/02/74)**

## • FIELD GOALS ATTEMPTED •

Attempted 20 Field Goals: 20 (10-20) by Jaylen Barford vs. Georgia (01/23/18)  
 Attempted 25 Field Goals: 26 (9-26) by Courtney Fortson at Mississippi State (01/14/10)  
**RECORD: 30 (20-30) by Dean Tolson vs. Texas A&M (03/02/74)**

## • FIELD GOAL PERCENTAGE •

Shot 100% FG (Min. 7 att): Daniel Gafford (7-7) at Texas Tech (01/26/19)  
**RECORD (min 8 att): 100% 8x - Best: Darryl Saulsberry (10-10) 1975**

## • 3-POINTERS MADE •

Made 7 3-pointers: 7 (7-12) by Isaiah Joe vs. Missouri (01/23/19)  
 Made 10 3-pointers: 10 (10-13) by Isaiah Joe vs. FIU (12/01/18)  
 Made 11-Plus 3-pointers: 13 (13-17) by Rotnei Clarke vs. Alcorn State (11/13/09)  
**RECORD: 13 (13-17) by Rotnei Clarke vs. Alcorn State (11/13/09) (SEC record)**

## • 3-POINTERS ATTEMPTED •

Attempted 15 3-Pointers: 17 (13-17) by Rotnei Clarke vs. ETSU (11/27/09)  
 Attempted 20 3-Pointers: 24 (10-24) by Pat Bradley vs. North Texas (12/30/98)  
**RECORD: 24 (10-24) by Pat Bradley vs. North Texas (12/30/98) (SEC record)**

## • FREE THROWS MADE •

Made 10 Free Throws: 10 (10-12) by Daniel Gafford vs. Vanderbilt (02/05/19)  
 Made 15 Free Throws: 17 (17-22) by Corliss Williamson vs. Ole Miss (02/18/95)  
 Made 20 Plus Free Throws: 22 (22-24) by Martin Terry vs. Texas A&M (01/22/72)  
**RECORD: 22 (22-24) by Martin Terry vs. Texas A&M (01/22/72)**

## • FREE THROWS ATTEMPTED •

Attempted 15 Free Throws: 15 (7-15) by Marshawn Powell vs. Vanderbilt (03/14/13)  
 Attempted 20 Free Throws: 22 (17-22) by Corliss Williamson vs. Ole Miss (02/18/95)  
 Attempted 24 Plus Free Throws: 24 (22-24) by Martin Terry vs. Texas A&M (01/22/72)  
**RECORD: 24 (22-24) by Martin Terry vs. Texas A&M (01/22/72)**

## • FREE THROW PERCENTAGE •

Shot 100% FT (min 10 att): 14-14 by Daryl Macon vs. Texas (12/17/16)  
**RECORD (min. 11 att): 8x - Best Tommy Boyer (18-18) in 1963**

## • REBOUNDS •

Grabbed 10-14 Rebounds: 13 by Daniel Gafford vs. Texas A&M (02/23/19)  
 Grabbed 15-29 Rebounds: 15 by Bobby Portis vs. Mississippi State (02/07/15)  
 Grabbed 20-Plus Rebounds: 23 by Nick Davis vs. Jackson State (11/21/97)  
**RECORD: 23 by Nick Davis vs. Jackson State (11/21/97)**  
 • Grabbed 10 Offensive Rebounds: 10 by Bobby Portis vs. LSU (03/07/15)  
 • Grabbed 10 Defensive Rebounds: 10 by Daniel Gafford vs. Ole Miss (01/19/19)

## • ASSISTS •

Had 10 Assists: 10 by Jalen Harris at Missouri (02/12/19)  
 Had 15 Assists: 15 by Dontell Jefferson vs. Portland State (11/18/05)  
**RECORD: 15 by Dontell Jefferson vs. Portland State (11/18/05)**

## • STEALS •

Had 5 Steals: 5 by Isaiah Joe vs. Austin Peay (12/28/18)  
 Had 6-7 Steals: 6 by Jabril Durham vs. Mississippi State (01/09/16)  
 Had 8-9 Steals: 9 by Robert Shepard at Arizona (12/06/92)  
**RECORD: 9 by Robert Shepard at Arizona (12/06/92)**

## • BLOCKED SHOTS •

Had 5 Blocks: 5 by Reggie Chaney vs. Georgia (01/29/19)  
 Had 6-9 Blocks: 7 by Daniel Gafford vs. Auburn (02/27/18)  
 Had 10 Blocks: 10 by Steven Hill vs. Texas State (12/06/05)  
**RECORD: 10 by Steven Hill vs. Texas St. (12/06/05) & Oliver Miller vs. Texas (02/04/90)**

## • TURNOVERS •

Committed 5-9 Turnovers: 6 by Daniel Gafford vs. UC Davis (11/12/18)  
 Committed 10 Plus Turnovers: 10 by Courtney Fortson at South Carolina (02/21/09)

## • MINUTES PLAYED •

Played 38 Minutes: Mason Jones vs. LSU (01/12/19)  
 Played 39 Minutes: Jalen Harris (OT) vs. Texas (11/09/18)  
 Played 40 Minutes (Regulation): Julius Nobles vs. Louisville (11/17/09)  
 Played 40 Minutes (OT): Dusty Hannahs (OT) vs. Texas Tech (01/30/16)  
 Played 45 Plus Minutes: 47 by BJ Young vs. Auburn (01/16/13)

## • MISCELLANEOUS •

Scored 20 Or More Points In Back-To-Back Games: Daniel Gafford 23 at LSU (02/02/19) and 28 vs. Vanderbilt (02/05/19)  
 Scored 20 or More Points in Five-Plus Consecutive Games: (7) by Daryl Macon 20, 25, 22, 20, 22, 25, 21 (01/18/18 to 02/10/19)  
 Scored 20 or More Points in 10-Plus Consecutive Games: (11) by Todd Day 20, 23, 26, 26, 22, 31, 23, 21, 27, 21, 20 (12/01/90 to 01/12/91)  
 Scored 30 or More Points in Back-To-Back Games: Jannero Pargo 35 vs. Florida (01/26/02) and 33 at Alabama (01/30/02)  
 Most Points in Back-To-Back Games: 82 by Martin Terry 35 at TCU (02/20/73) and 47 vs. SMU (02/24/73)  
 Consecutive Free Throws Made: 48 by Ricky Medlock (20 gms; 12/21/74 to 03/04/75)  
**Double-Double: Pts/Rebs: Daniel Gafford (13 & 10) vs. Missouri (01/23/19)**  
**Double-Double: Pts/Assists: Jalen Harris (11 & 10) vs. UTSA (12/15/18)**  
**Two Players with Double-Double in Same Game: vs. UTSA (12/15/18)**  
**Daniel Gafford (13 pts, 14 rebs) and Jalen Harris (11 pts, 10 assists)**  
**Had 5-Plus Assists in 5-Plus Consecutive Games: (6) by Jalen Harris 11, 6, 10, 12, 7, 10 (11/21/81 thru 12/15/18)**  
**Had 10 or More Assists in Back-to-Back Games: Jalen Harris 10 vs. FIU (12/01/18) and 12 at Colorado State (12/05/18)**  
**Three-Plus Players with 5-Plus Assists in a Game: vs. Montana State (11/21/18)**  
**Jalen Harris (11), Isaiah Joe (5) and Desi Sills (5)**  
 Had 5 or More Steals in Back-to-Back Games: Ronnie Brewer 5 vs. Western Illinois (01/01/06) and 5 vs. Mississippi State (01/07/06)

## LAST TIME AN OPPONENT PLAYER...

## • SCORING •

Scored 25 Points: 29 by Tyler Herro at Kentucky (02/26/19)  
 Scored 30 Points: 31 by Prentiss Nixon vs. Colorado State (01/20/17)  
 Scored 40 Points: 45 by Jodie Meeks vs. Kentucky (02/14/09)  
 Scored 50 Points: 56 by Oscar Robertson vs. Cincinnati (03/15/58) **(on record)**

## • FIELD GOALS MADE •

Made 15 Field Goals: 17 (17-24) by Jodie Meeks vs. Kentucky (02/14/09)  
 Made 20 Field Goals: 21 by Oscar Robertson vs. Cincinnati (03/15/58) **(on record)**

## • FIELD GOALS ATTEMPTED •

Attempted 20 Field Goals: 20 (10-20) by Tyler Hall vs. Montana State (11/21/18)  
 Attempted 25 Field Goals: 28 (11-28) by Devan Downey vs. South Carolina (02/17/10)

## • FIELD GOAL PERCENTAGE •

Shot 100% FG (Min. 7 att): Adam Wing (8-8) vs. Evansville (12/08/15)

## • 3-POINTERS MADE •

Made 7 3-pointers: 7 (7-15) by Tyler Hall vs. Montana State (11/21/18)  
 Made 10 3-pointers: 10 (10-19) by Lance Weems at Auburn (01/06/96)

## • 3-POINTERS ATTEMPTED •

Attempted 15 3-pointers: 15 (7-15) by Tyler Hall vs. Montana State (11/21/18)  
 Attempted 20 3-pointers: 22 (5-22) by Jeff Fryer vs. Loyola Marymount (03/16/89)

## • FREE THROWS MADE •

Made 10 Free Throws: 11 (11-12) by Kevaughn Allen vs. Florida (01/09/19)  
 Made 15 Free Throws: 17 (17-19) by Mike Boynton vs. South Carolina (03/11/04)

## • FREE THROWS ATTEMPTED •

Attempted 15 Free Throws: 17 (11-17) by Tyler Davis vs. Texas A&M (02/17/18)  
 Attempted 20 Free Throws: 24 (18-24) by Frank Williams vs. Illinois (12/08/01)

## • FREE THROW PERCENTAGE •

Shot 100% FT (min 10 att): 14-14 by Grant Williams at Tennessee (01/15/19)

## • REBOUNDS •

Grabbed 10-14 Rebounds: 11 by Yanno Wetzell at Vanderbilt (03/02/19)  
 Grabbed 15-19 Rebounds: 15 by Nick Richards at Kentucky (02/26/19)  
 Grabbed 20 Rebounds: 20 by Antonio McDyess vs. Alabama (03/11/95)  
 • Grabbed 10 Offensive Rebounds: 11 by Tyler Davis at Texas A&M (01/30/18)  
 • Grabbed 10 Defensive Rebounds: 10 by Nick Richards (10) at Kentucky (02/26/19)

## • ASSISTS •

Had 10 Assists: 11 by Tremont Waters vs. LSU (01/12/19)  
 Had 13 Assists: 13 by Chuck Evans at Mississippi State (01/27/93) **(on record)**

## • STEALS •

Had 5 Steals: 6 by Quindary Weatherspoon vs. Mississippi State (02/16/19)  
 Had 8 Steals: 8 by Terry Conerway vs. Texas State (12/21/02)

## • BLOCKED SHOTS •

Had 5 Blocks: 5 by James Banks III vs. Georgia Tech (12/19/18)  
 Had 6-9 Blocks: 7 by Stefan Moody at Ole Miss (02/13/16)  
 Had 10 Plus Blocks: 10 by P.J. Roberson vs. Grambling State (11/26/11)

## • TURNOVERS •

Committed 5-9 Turnovers: 5 by Tremont Waters & Naz Reid at LSU (02/02/19)  
 Committed 10 Plus Turnovers: 12 by Devin Gibson vs. UTSA (12/12/07)

## LAST TIME ARKANSAS HIGHS...

### • SCORING •

Scored 100 Points: 104 vs. Oral Roberts (12/19/17)  
**Scored 120-Plus Points: 121 vs. FIU (12/01/18)**  
**Scored 50 Points in 1st Half: 58 vs. FIU (12/01/18)**  
**Scored 50 Points in 2nd Half: 55 at Vanderbilt (03/06/19)**  
**Scored 60 or More Points in a Half: 63 (2nd) vs. FIU (12/01/18)**  
 Scored 70 or More Points in a Half: 71 (1st) vs. Alcorn (11/13/09)  
 Scored 80 or More Points in a Half: 88 (2nd) vs. U.S. International (12/09/89)

### • FIELD GOALS MADE •

**Made 30 Field Goals: 30 (30-57) at Vanderbilt (03/06/19)**  
**Made 40 Field Goals: 42 (42-69) vs. FIU (12/01/18)**  
 Made 50 Field Goals: 57 (57-99) vs. Troy (12/10/96)  
**RECORD: 68 (68-101) vs. U.S. International (12/09/89)**

### • FIELD GOALS ATTEMPTED •

**Attempted 70 Field Goals: 73 (38-73) at Colorado State (12/05/18)**  
 Attempted 80 Field Goals: 83 (34-83) vs. Iona (11/30/14)  
 Attempted 90 Field Goals: 99 (57-99) vs. Troy (12/10/96)  
 Attempted 100 Field Goals: 101 (68-101) vs. US International (12/09/89)  
**RECORD: 101 (68-101) vs. U.S. International (12/09/89)**

### • FIELD GOALS PERCENTAGE •

**Shot 60% FG: 60.9 (42-69) vs. FIU (12/01/18)**  
 Shot 70% or Better FG: 72.7 (32-44) vs. Alabama State (12/21/83)  
**RECORD: 79.4 (27-34) vs. Texas Tech (1979)**

### • 3-POINTERS MADE •

Made 15 3-pointers: 16 (16-24) vs. Mississippi State (01/09/16)  
 Made 20 3-pointers: 21 (21-37) vs. Troy (12/10/96)  
**RECORD: 21 (21-37) vs. Troy (12/10/96)**

### • 3-POINTERS ATTEMPTED •

**Attempted 25 3-pointers: 26 (4-26) at Auburn (02/20/19)**  
**Attempted 30 3-pointers: 33 (10-33) at Texas A&M (01/05/19)**  
**Attempted 35 3-pointers: 35 (11-35) vs. Montana State (11/21/18)**  
**RECORD: 54 (19-54) vs. North Texas (12/30/98)**

### • 3-POINT PERCENTAGE •

**Shot 50% 3PT FG (min. 15 att): 50.0 (9-18) vs. Ole Miss (03/02/19)**  
**Shot 60% or Better 3PT FG (min. 15 att): 61.1 (11-18) at Vanderbilt (03/06/19)**  
**RECORD (min. 15 att): 66.7 (16-24) vs. Mississippi State (01/09/16)**

### • FREE THROWS MADE •

**Made 20 Free Throws: 28 (28-40) vs. Texas State (12/22/18)**  
**Made 30 Free Throws: 34 (34-46) vs. UT Arlington (11/23/18)**  
 Made 40 Free Throws: 41 (41-49) at Kentucky (01/25/92)  
**RECORD: 48 (48-53) vs. Ole Miss (01/17/04)**

### • FREE THROW ATTEMPTS •

**Attempted 40 Free Throws: 46 (34-46) vs. UT Arlington (11/23/18)**  
 Attempted 50 Free Throws: 53 (35-53) vs. Northeastern Illinois (11/16/97)  
 Attempted 60 Free Throws: 65 vs. TCU (1955)  
**RECORD: 65 vs. TCU (1955)**

### • FREE THROW PERCENTAGE •

**Shot 80% FT (min. 10 att): .810 (17-21) at Ole Miss (01/19/19)**  
 Shot 90% or Better FT (min. 10 att): 93.5 (39-31) vs. Texas (12/17/16)  
**RECORD (min 10 att): 100 3x - Best 16-16 at Kentucky (02/27/14)**

### • REBOUNDS •

**Grabbed 40 Rebounds: 47 at Texas A&M (01/05/19)**  
**Grabbed 50 Rebounds: 50 vs. FIU (12/01/18)**  
 Grabbed 55-Plus Rebounds: 55 vs. Utah Valley (01/03/15)  
**RECORD: 77 vs. Jackson State (01/22/02)**

### • ASSISTS •

**Had 25 Assists: 29 vs. Montana State (11/21/18)**  
 Had 30 Assists: 32 vs. Jackson State (11/22/96)  
 Had 40 Assists: 40 vs. Troy (12/10/96)  
**RECORD: 47 vs. U.S. International (12/09/89)**

### • STEALS •

Had 15 Steals: 15 vs. Auburn (02/17/16)  
 Had 20 Steals: 24 vs. Maryland-Eastern Shore (01/02/01)  
 Had 25 Steals: 26 vs. Louisiana-Monroe (11/25/00)  
**RECORD: 26 vs. Louisiana-Monroe (11/25/00)**

### • BLOCKED SHOTS •

**Had 10 Blocks: 14 vs. Georgia (01/29/19) - school record vs SEC opp**  
 Had 15 Blocks: 15 vs. South Alabama (12/30/91)  
**RECORD: 18 vs. Missouri (12/05/95)**

### • MOST TURNOVERS •

**Had 20 Turnovers: 20 vs. Mississippi State (02/16/19)**  
 Had 25 Turnovers: 25 at South Carolina (02/21/09)  
 Had 30 Turnovers: 31 vs. Alcorn State (12/02/95)  
**RECORD: 32 vs. Providence (11/16/07)**

### • FOULS •

**Committed 20 Fouls: 23 at Kentucky (02/26/19)**  
**Committed 25 Fouls: 29 at LSU (02/02/19)**  
 Committed 30 Fouls: 31 at Kentucky (01/07/17)  
**RECORD: 38 vs. Missouri (12/04/61)**

## LAST TIME ARKANSAS LOWS...

### • SCORING •

Held to 40-45 Points: 43 at Florida (01/22/11)  
 Held to 46-49 Points: 46 at Mississippi State (02/09/16)  
**Held to 50-55 Points: 51 vs. Florida (01/19/19)**  
**Held to 56-59 Points: 56 at Auburn (02/20/19)**  
 Held to 19 Points or Less in a Half: 18 (1st half) vs. Vanderbilt (02/07/17)

### • FIELD GOALS •

**Held to Below 20 Field Goals Made: 15 (15-50) vs. Florida (01/19/19)**

### • FIELD GOAL PERCENTAGE •

Held to 20-29% FG: 27.9 (17-61) vs. South Carolina (02/03/15)  
**Held to 30-35% FG: .300 (15-50) vs. Florida (01/09/19)**

### • 3-POINTERS •

Did not Make a 3-pointer: 0 (0-2) at Texas (01/07/89)  
**Held to 1-4 3-PT FG Made: 4 (4-26) at Auburn (02/20/19)**  
**Held to 5-10 3-PT FG Made: 9 (9-18) vs. Ole Miss (03/02/19)**  
 Attempted Single-Digit 3-pointers: 8 (3-8) at LSU (02/03/18)

### • 3-POINT PERCENTAGE •

Shot 10% or Worse 3PT FG: 10.0 (1-10) at Mississippi State (02/09/16)  
**Shot 11-19% 3PT FG: 15.4 (4-26) at Auburn (02/20/19)**

### • FREE THROWS •

**Made Single Digit Free Throws: 7 (7-11) at LSU (02/02/19)**  
**Attempted Single Digit Free Throws: 9 (7-9) vs. Georgia Tech (12/19/18)**

### • FREE THROW PERCENTAGE •

Shot 40-49% FT: 40.0 (6-15) at Florida (01/17/18)  
 Shot Below 40% FT: 26.7 (4-15) at Texas A&M (01/09/13)

### • REBOUNDING •

Had 19 or Fewer Rebounds: 19 at Missouri (03/05/13)  
**Had 20-25 Rebounds: 21 vs. Ole Miss (03/02/19)**

### • ASSISTS •

Held to Single Digit Assists: 6 at Texas Tech (01/26/19)

### • STEALS •

Had No Steals: *None on record*  
 Had 1 Steal: 1 vs. Florida (03/09/18)  
**Had 2-4 Steals: 3 at Texas A&M (01/05/19)**

### • BLOCKED SHOTS •

**Had No Blocked Shots: 0 vs. Missouri (1/23/19)**

### • FEWEST TURNOVERS •

**Had 1-4 Turnovers: 4 vs. Georgia (01/29/19)**  
**Had 5-10 Turnovers: 7 at Kentucky (02/26/19)**

### • FOULS •

Had Single Digit Fouls: 9 vs. LSU (02/17/07)

## ARKANSAS MISCELLANEOUS...

|                                     |                                     |                      |
|-------------------------------------|-------------------------------------|----------------------|
| <b>Played in an OT game:</b>        | <b>01/12/19 vs LSU</b>              | <b>L, 94-88 (OT)</b> |
| Played in a 2OT game:               | 01/23/18 at Georgia                 | W, 80-77 (2 OT)      |
| Played in a 3OT game:               | 02/09/80 vs. Houston                | L, 90-84 (3 OT)      |
| Beat AP team ranked 21-25:          | 03/09/18 vs. #23 Florida (SEC)      | W, 80-72             |
| <b>Beat AP team ranked 16-20:</b>   | <b>02/02/19 at #19 LSU</b>          | <b>W, 90-89</b>      |
| Beat AP team ranked 11-15:          | 02/27/18 vs. #14 Auburn             | W, 91-82             |
| Beat AP team ranked 6-9:            | 12/30/17 vs. #9 Tennessee           | W, 95-93 (OT)        |
| Beat AP team ranked 2-5:            | 01/27/16 vs. #5 Texas A&M           | W, 74-71             |
| Beat AP team ranked #1:             | 02/12/84 vs. #1 North Carolina (PB) | W, 65-64             |
| <b>Beat AP Top 25 team on road:</b> | <b>02/02/19 at #19 LSU</b>          | <b>W, 90-89</b>      |
| Beat AP Top 10 team on road:        | 02/09/94 at #4 Kentucky             | W, 90-82             |

## LAST TIME AN OPPONENT HIGHS...

## • SCORING •

Scored 100 Points: 106 at Tennessee (01/15/19)

Scored 110 Points: 117 at Ole Miss (12/10/73)

Scored 50 Points in 1st Half: 55 at Tennessee (01/15/19)

Scored 50 Points in 2nd Half: 51 at Tennessee (01/15/19)

Scored 60 or More Points in a Half: 60 (1st half) vs. Alabama (02/28/96)

## • FIELD GOALS MADE •

Made 30 Field Goals: 31 (31-64) by Ole Miss (01/19/19)

Made 40 Field Goals: 40 (40-68) by Texas (01/05/10)

Made 45 Field Goals: 45 (45-80) vs. Pittsburgh (12/29/86)

## • FIELD GOALS ATTEMPTED •

Attempted 70 Field Goals: 71 (32-71) by Tennessee (12/30/17)

Attempted 80 Field Goals: 83 (31-83) by FIU (12/01/08)

## • FIELD GOAL PERCENTAGE •

Shot 60% FG: 61.1 (15-23) vs. Auburn (02/17/16)

Shot 65% FG: 67.7 (4-65) vs. North Carolina (03/23/08)

Shot 69% FG: 69.8 (37-53) at Auburn (01/14/95)

## • 3-POINTERS MADE •

Made 15 3-pointers: 15 (15-30) at LSU (02/03/18)

Made 17 3-pointers: 17 (17-33) at Auburn (02/20/19)

## • 3-POINTERS ATTEMPTED •

Attempted 25 3-pointers: 27 (6-27) at Vanderbilt (03/06/19)

Attempted 30 3-pointers: 33 (17-33) at Auburn (02/20/19)

Attempted 35 3-pointers: 37 (6-37) by FIU (12/01/18)

## • 3-POINT PERCENTAGE •

Shot 50% 3PT FG (min 15 att): 51.5 (17-33) at Auburn (02/20/19)

Shot 60% or Better 3PT FG (min 15 att): 62.7 (10-15) at South Carolina (02/09/19)

## • FREE THROWS •

Made 20 Free Throws: 26 (26-28) vs. Georgia (03/04/17)

Made 30 Free Throws: 32 (32-38) at LSU (02/02/19)

Made 40 Free Throws: 40 (40-50) vs. UMass (11/25/94)

## • FREE THROW ATTEMPTS •

Attempted 35 Free Throws: 38 (32-38) at LSU (02/02/19)

Attempted 40 Free Throws: 40 (24-40) at Mississippi State (01/02/18)

Attempted 50 Free Throws: 50 (39-50) vs. South Carolina (03/11/04)

## • FREE THROW PERCENTAGE •

Shot 80% FT (min. 10 att): .882 (15-17) at Ole Miss (01/19/19)

Shot 90% or Better FT (min. 10 att): 91.2 (31-34) vs. Auburn (02/27/18)

## • REBOUNDING •

Grabbed 40 Rebounds: 40 at Kentucky (02/26/19)

Grabbed 50 Rebounds: 50 at LSU (02/11/17)

Grabbed 55-Plus Rebounds: 56 vs. Georgia (01/29/19)

## • ASSISTS •

Had 25 Assists: 25 vs. Louisville (11/17/09)

Had 30 Assists: 30 at UAB (01/27/90)

## • STEALS •

Had 15 Steals: 15 at LSU (02/24/10)

Had 18 Steals: 18 vs. Alcorn State (12/02/95)

## • BLOCKED SHOTS •

Had 10 Blocks: 10 at Tennessee (01/22/14)

Had 13 Blocks: 13 at Mississippi State (01/14/10)

## • MOST TURNOVERS •

Had 20 Turnovers: 23 at Vanderbilt (03/06/19)

Had 25 Turnovers: 27 vs. Oral Roberts (12/19/17)

Had 30 Turnovers: 30 vs. Louisiana-Monroe (12/31/04)

## • FOULS •

Committed 10-14 Fouls: 11 at LSU (02/02/19)

Committed 15-19 Fouls: 19 at Vanderbilt (03/06/19)

Committed 20-29 Fouls: 20 vs. Texas A&M (02/23/19)

Committed 30-44 Fouls: 34 vs. UT Arlington (11/23/18)

Committed 45 Fouls: 36 vs. Centenary (12/04/82)

## LAST TIME AN OPPONENT LOWS

## • SCORING •

Held to 30-39 Points: 33 vs. Vanderbilt (01/12/13)

Held to 40-45 Points: 41 by Mississippi State (02/07/15)

Held to 46-49 Points: 48 at Vanderbilt (03/06/19)

Held to 50-55 Points: 54 vs. Vanderbilt (02/10/18)

Held to 56-59 Points: 57 vs. Florida (01/09/19)

Held to 19 Points or Less in a Half: 11 vs. Vanderbilt (01/12/13)

## • FIELD GOAL PERCENTAGE •

Held to 21% or Worse FG: 20.97 (13-62) vs. Jackson State (11/22/02)

Held to 20-29% FG: 29.2 (19-65) vs. Georgia (01/29/19)

Held to 30-35% FG: 31.0 (18-58) vs. Florida (01/09/19)

## • 3-POINTERS •

Did not Make a 3-pointer: 0 (0-10) by Mississippi State (02/07/15)

Held to 1-4 3-PT FG Made: 4 (4-25) vs. Austin Peay (12/28/18)

Held to 5-10 3-PT FG Made: 6 (6-27) at Vanderbilt (03/06/19)

## • 3-POINT PERCENTAGE •

Shot 10% or Worse 3PT FG: 7.1 (1-14) vs. Northwestern State (12/29/12)

Shot 11-19% 3PT FG: 16.0 (4-25) vs. Austin Peay (12/28/18)

## • FREE THROWS •

Made 1-5 Free Throws: 3 (3-7) vs. Oral Roberts (12/19/17)

Made 6-9 Free Throws: 9 (9-11) vs. Ole Miss (03/02/19)

## • FREE THROW ATTEMPTS •

Attempted Single Digit Free Throws: 7 (3-7) vs. Oral Roberts (12/19/17)

## • FREE THROW PERCENTAGE •

Shot 40-49% FT: 47.4 (9-19) vs. Auburn (02/17/16)

Shot Below 40% FT: 38.1 (8-21) vs. Texas State (12/22/18)

## • REBOUNDING •

Had 19 or Fewer Rebounds: 19 vs. Missouri-Kansas City (12/02/06)

Had 20-25 Rebounds: 25 at Texas Tech (01/26/19)

## • ASSISTS •

Held to Single Digit Assists: 8 vs. UTSA (12/15/18)

## • STEALS •

Had No Steals: 0 by North Texas (01/03/04)

Had 1 Steal: 1 at Florida (01/17/18)

Had 2-4 Steals: 3 at Vanderbilt (03/06/19)

## • BLOCKED SHOTS •

Had No Blocked Shots: 0 vs. Missouri (01/23/19)

## • FEWEST TURNOVERS •

Had Single Digit Turnovers: 8 at Texas A&M (01/05/19)

## • FOULS •

Had Single Digit Fouls: 8 at Michigan (12/08/12)



# 25th Anniversary


# 1994 NATIONAL CHAMPIONSHIP



**Record: 31-3, 14-2 SEC  
NCAA CHAMPION  
SEC CHAMPION**

## NCAA TOURNAMENT RESULTS

|              |                         |        |
|--------------|-------------------------|--------|
| RD1          | def. North Carolina A&T | 94-79  |
| RD2          | def. Georgetown         | 85-73  |
| Sweet 16     | def. Tulsa              | 103-84 |
| Elite 8      | def. Michigan           | 76-68  |
| Final Four   | def. Arizona            | 91-82  |
| Championship | def. Duke               | 76-72  |



## 1993-94 RAZORBACKS

|    |                      |                    |
|----|----------------------|--------------------|
| 3  | Alex Dillard         | Bessemer, Ala.     |
| 12 | Clint McDaniel       | Tulsa, Okla.       |
| 13 | John Engskov         | Berryville, Ark.   |
| 14 | Corey Beck           | Memphis, Tenn.     |
| 15 | Dwight Stewart       | Memphis, Tenn.     |
| 22 | Davor Rimac          | Zagreb, Croatia    |
| 23 | Ken Biley            | Pine Bluff, Ark.   |
| 24 | Ray Biggers          | Houston, Texas     |
| 30 | Scotty Thurman       | Ruston, La.        |
| 31 | Roger Crawford       | Birmingham, Ala.   |
| 33 | Lee Wilson           | Waco, Texas        |
| 34 | Corliss Williamson   | Russellville, Ark. |
| 35 | Reggie Merritt       | Little Rock, Ark.  |
| 40 | Elmer Martin         | Memphis, Tenn.     |
| 44 | Darnell Robinson     | Oakland, Calif.    |
|    | Nolan Richardson     | Head Coach         |
|    | Nolan Richardson III | Assistant Coach    |
|    | Mike Anderson        | Assistant Coach    |
|    | Brad Dunn            | Assistant Coach    |
|    | Wayne Stehlik        | Dir. of Operations |
|    | Dave England         | Athletic Trainer   |

