



ARKANSAS RAZORBACKS

GAME 34 • Indiana / NIT • March 23, 2019 • Noon (ET)/11 am (CT) • Bloomington, Ind. / Assembly Hall (17,222) • ESPN

• GAME INFORMATION •

TV: ESPN

Dave Feldman and Dan Dakich



RADIO: Razorback/IMG Sports Network

Chuck Barrett and Matt Zimmerman

SATELLITE: TBA

LIVE STATS: <https://Indiana.StatBroadcast.com>

2018-19 SCHEDULE/RESULTS

(all times Central)

OVERALL: 18-15		Home: 12-6	Road: 5-7	Neutral: 1-2
SEC: 8-10		Home: 5-4	Road: 3-6	
NOVEMBER (4-1)				
9 Fri.	vs. Texas #	Fl. Bliss (El Paso, TX)	ESPN (OT)	L 71 73
12 Mon.	UC Davis +	Bud Walton Arena	SEC+	W 81 58
18 Sun.	Indiana +	Bud Walton Arena	ESPN	W 73 72
21 Wed.	Montana State +	Bud Walton Arena	SEC+	W 90 68
23 Fri.	UT Arlington +	Bud Walton Arena	SEC+	W 78 60
DECEMBER (5-2)				
1 Sat.	FIU	Bud Walton Arena	SEC+	W 121 89
5 Wed.	at Colorado State	Fort Collins, Colo.	CBS Sports Net	W 98 74
8 Sat.	Western Kentucky	Bud Walton Arena	SEC	L 77 78
15 Sat.	vs. UTSA !	North Little Rock	-	W 79 67
19 Wed.	Georgia Tech	Bud Walton Arena	SEC	L 65 69
22 Sat.	Texas State	Bud Walton Arena	SEC	W 73 70
28 Fri.	Austin Peay	Bud Walton Arena	SEC+	W 76 65
JANUARY (3-5)				
5 Sat.	at Texas A&M *	College Station, Texas	SEC	W 73 71
9 Wed.	Florida *	Bud Walton Arena	SEC	L 51 57
12 Sat.	LSU *	Bud Walton Arena	SEC (OT)	L 88 94
15 Tues.	at #3 Tennessee *	Knoxville, Tenn.	ESPN2	L 87 106
19 Sat.	at #18 Ole Miss *	Oxford, Miss.	SEC	L 67 84
23 Wed.	Missouri *	Bud Walton Arena	SEC	W 72 60
26 Sat.	at #13 Texas Tech %	Lubbock, Texas	ESPN2	L 64 67
29 Tues.	Georgia *	Bud Walton Arena	ESPNU	W 70 60
FEBRUARY (2-6)				
2 Sat.	at #19 LSU *	Baton Rouge, La.	SEC	W 90 89
5 Tues.	Vanderbilt *	Bud Walton Arena	SEC	W 69 66
9 Sat.	at South Carolina *	Columbia, S.C.	SEC	L 65 77
12 Tues.	at Missouri *	Columbia, Mo.	ESPNU	L 78 79
16 Sat.	Mississippi State *	Bud Walton Arena	SEC	L 67 77
20 Wed.	at Auburn *	Auburn, Ala.	SEC	L 56 79
23 Sat.	Texas A&M *	Bud Walton Arena	SEC	L 80 87
26 Tues.	at #4 Kentucky *	Lexington, Ky.	SEC	L 66 70
MARCH (4-1)				
2 Sat.	Ole Miss * <=>	Bud Walton Arena	SEC	W 74 73
6 Wed.	at Vanderbilt *	Nashville, Tenn.	SEC	W 84 48
9 Sat.	Alabama *	Bud Walton Arena	SEC	W 82 70
SEC TOURNAMENT				
14 Thurs.	#8 seed Florida ^	Nashville, Tenn.	SEC	L 50 66
NIT				
19 Tues.	#4 seed Providence \$	Providence, R.I.	ESPN2	W 84 72
23 Sat.	#1 seed Indiana \$	Bloomington, Ind.	ESPN	11:00 am

BOLD - Home Game

* - SEC Game

- ESPN Armed Forces Classic (Fort Bliss)

+ - Hardwood Showcase

! - Verizon Arena

% - Big 12/SEC Challenge

<=> - 25th Anniversary of 1994 National Championship Celebration

^ - SEC Tournament Bridgestone Arena

\$ - National Invitation Tournament (campus)

• THE MATCHUP •

#5 SEED ARKANSAS RAZORBACKS

Overall: 18-15 8-10 SEC (9th)

Head Coach: Mike Anderson (Tulsa '82)

At Arkansas: 169-101 (8th Yr) • Overall: 369-199 (17th Yr)



#1 SEED INDIANA HOOSIERS

Overall: 18-15 8-12 Big 10 (8th)

Head Coach: Archie Miller (NC State '02)

At Indiana: 34-30 (2nd Yr) • Overall: 173-98 (9th Yr)



Versus Indiana

- Arkansas is 2-1 all-time versus Indiana and this will be the second meeting between the two storied programs this season.
- Indiana won the first game in the series with a 75-50 decision early in the 1949-50 season in Bloomington.
- Arkansas won the next encounter, 86-72, in the first round of the 2008 NCAA Tournament East Regional.
- The Razorbacks took the rubber match in the series with an exciting 73-72 decision in Bud Walton Arena in game three this year to help Arkansas win the Hardwood Showcase as the Razorbacks were the only team to go undefeated in the exempt tournament.

Arkansas at NIT

- This is the fourth trip to the NIT for the Razorbacks and Arkansas is 6-4 in the postseason tournament.
- Arkansas went 1-1 in 1987
- Arkansas was 3-2 in 1997 and reached the Final Four. The Razorbacks lost in the semifinals before losing to UConn in the consolation game.
- Arkansas went to the NIT was 2014 and the Razorbacks were 1-1.
- Arkansas won a first-round NIT for the fourth time in four tries, winning at Providence on Tuesday.

Anderson/Arkansas in the Postseason

- In this the eighth year of the Mike Anderson era at Arkansas, the Razorbacks are playing in the postseason for the third consecutive year and the fifth time in the last six years. (NCAA in 2015, '17 and '18 and the NIT in 2014 and '19).
- This is Coach Anderson's 12th postseason appearance in 17 years as head coach, including nine in the NCAA and three in the NIT.
- Overall, this is Arkansas' 37th postseason berth, including 34 in the NCAA and three in the NIT.

Last Time Out for Razorbacks

- Reggie Chaney scored a career-high 14 points and blocked a career-high seven shots while Gabe Osabuohien scored 11 points and tied a career-high with eight rebounds to lead Arkansas to an 84-72 victory over Providence in the opening round of the 2019 National Invitation Tournament at the Dunkin' Donuts Center.
- Chaney, Osabuohien, Adrio Bailey and Ethan Henderson combined to score 36 points and pull down 20 rebounds. However, it was Arkansas' hot shooting from outside early that set the tone for the win.
- The Razorbacks made an old-fashion, 3-point play to start the game and then made its next five 3-pointers to race out to a 20-9 lead. Later, Arkansas went up 11 points, 26-15, with 9:23 left in the first half and held a double-digit lead the rest of the game.
- Overall, Arkansas shot 50 percent from the field and 47.6 percent from 3-point range. The Razorbacks were 10-of-21 from the 3-point arc while the Friars were just 3-of-23, missing their first 13 attempts.
- Mason Jones led the Razorbacks with 18 points, making 4-of-6 from 3-point range while having four assists and four rebounds. Isaiah Joe added 12 points.
- Maliek White led the Friars with 19 points while Alpha Diallo had a double-double (12 points and 11 rebounds).

Anderson Continues Streak

- Head coach Mike Anderson is in his 17th year as a head coach and he has never had a losing season. He is one of just four active coaches in

INDIANA SERIES:

• Overall:	Ark leads	2-1
• At Home:	Ark leads	1-0
• At Indiana:	Ark trails	0-1
• At Neutral:	Ark Leads	1-0

SERIES RESULTS

1949-50	at Indiana	L, 50-75
11/22/08	vs Indiana (NCAA)	W, 86-72
11/18/18	Indiana	W, 73-72

LAST TIME THEY MET:

Indiana..... 72

Arkansas..... 73

Nov. 18, 2018 - Bud Walton Arena

FAYETTEVILLE —With the game tied at 72 and 2.5 seconds left in the game, Mason Jones, who scored 11 with seven assists and no turnovers, made a free throw to give the Razorbacks a one-point lead and eventual 73-72 victory.

After an Indiana timeout, Jones missed the second free throw on purpose and Indiana's last-second, full-court heave missed to give the Razorbacks the win.

Daniel Gafford led the way for Arkansas with 27 points and 12 rebounds.

Arkansas led by three, 72-69, after a Gafford free throw with 1:41 left. Indiana committed a turnover on the ensuing possession and Jones was fouled. He missed the front end of a 1-and-1. Hoosier guard Rob Phinisee got the rebound and drained a 3-pointer on the other end to tie the game at 72 with 48 seconds left. Arkansas missed a jumper with 21 seconds left and Indiana grabbed the rebound. The Hoosiers got two cracks to win the game before Jones came down with a defensive rebound, was fouled and secured the win with his free throw.

In the first half, the teams were deadlocked most of the period with five points being the largest lead held by either team. With the game tied at 35 with 28 seconds left, Gabe Osabuohien made his first collegiate 3-pointer to give the Razorbacks and a 38-35 lead at the break.

In the second half, opened with a 7-0 run. Indiana went on a run of its own and took a one-point lead (54-53) with 10:50 left. The lead bounced back-and-forth the rest of the way until Jones' game-winning free throw.

Arkansas finished with 20 assists on 28 made baskets.

ARKANSAS AT NIT:

• Overall:	6-4 (4th app)
• Home:	5-0
• Road:	1-2
• Neutral:	0-2



1987

1st Rd	Texas Tech	W, 73-79
2nd Rd	at Arkansas State (ot)	L, 64-67

1997 - FINAL FOUR

1st Rd	Northern Arizona	W, 101-75
2nd Rd	Pittsburgh	W, 76-71
3rd Rd	UNLV	W, 86-73
Final 4	vs Michigan	L, 62-77
Consol	vs UConn	L, 64-74



2014

1st Rd	Indiana State	W, 91-71
2nd Rd	at California	L, 64-75

2019

1st Rd	at Providence	W, 84-72
--------	---------------	----------

COMPARING THE TEAMS

COMPARISON TO THE LEAGUE												
	75.5	.448	.346	.668	33.6	16.1	5.0	8.2	-4.6	1.2	72.6	.424
	OFF PPG	OFF FG%	OFF 3PT%	OFF FT%	REBS /GM	ASSTS PER GM	BLKS PER GM	STEALS PER GM	REB MARGIN	ASST-TO RATIO	OPP PPG	OPP FG%
	72.1	.461	.313	.658	36.3	13.5	4.4	6.5	+1.2	1.1	67.9	.422



#FASTEST40



@RazorbackMBB

/RazorbackMBB



@RazorbackMBB



MIKE ANDERSON

HEAD COACH • TULSA '82

CAREER NUMBERS

At Arkansas: 169-101 (8 Years)

2018-19	»	18-15	NIT
2017-18	»	23-12	NCAA First Round
2016-17	»	26-10	NCAA Second Round
2015-16	»	16-16	
2014-15	»	27-9	NCAA Third Round
2013-14	»	22-12	NIT Second Round
2012-13	»	19-13	
2011-12	»	18-14	

At Missouri: 111-57 (5 Years)

2010-11	»	23-11	NCAA Second Round
2009-10	»	23-11	NCAA Second Round
2008-09	»	31-7	NCAA Elite Eight
2007-08	»	16-16	
2006-07	»	18-12	

At UAB: 89-41 (4 Years)

2005-06	»	24-7	NCAA First Round
2004-05	»	22-11	NCAA Second Round
2003-04	»	22-10	NCAA Sweet 16
2002-03	»	21-13	NIT Quarterfinals

Overall Record 369-199 (17th Year)

- 8TH SEASON AS ARKANSAS HEAD COACH
- 17TH SEASON AS HEAD COACH OVERALL
- 25TH SEASON AT ARKANSAS OVERALL

IT'S A NUMBERS GAME

Postseason Tournaments

1 2 3 4 5 6 7 8 9 10 11 12

20-Win Seasons

1 2 3 4 5 6 7 8 9 10 11

NCAA Tournaments

1 2 3 4 5 6 7 8 9

30-Win Seasons

1

Losing Seasons

0

PERSONAL INFO

Born: Dec. 12, 1959

Hometown: Birmingham, Ala.

Alma Mater: Tulsa (1982)

Wife: Marcheita

Children: Darcheita, Michael Jr., Yvonne

Date Named Head Coach at Arkansas: March 23, 2011

CONSISTENCY

Head coach Mike Anderson is one of just four current Division I coaches with 15-plus years of head coaching experience and zero losing seasons. He is the only coach to accomplish the feat at three different programs.

Razorback Nation welcomed home one of its own on March 23, 2011, when Mike Anderson was named the 12th head men's basketball coach in Arkansas history. Charged with bringing back the winning tradition that was synonymous with the Razorback program throughout the '80s and '90s, Anderson has accomplished that and is in his eighth season at Arkansas – 17th as a head coach.

Anderson has brought Arkansas back national relevance by leading the Razorbacks to back-to-back NCAA Tournament berths and postseason appearances in four of the last five years. The Razorbacks won 49 games over the 2016-17 and 2017-18 seasons, rank among the top three in league wins over the last six seasons and the Hogs are one of just two teams in the SEC to finish with a .500 winning percentage or better in league play over the last six years. This success has helped Arkansas' last two recruiting classes rank among the nation's top 25, snagging seven of the top eight players in the state over the span.

During his first seven seasons at Arkansas, Anderson produced a 156-88 record and is the first head coach in program history to win 18 or more games in each of his first four years. Anderson has also re-established Bud Walton Arena as one of the toughest places to play and brought excitement back to the tradition-rich program. Since his return to Fayetteville, the Razorbacks rank among the NCAA top 10 in home victories in the country with 122.

The success on-and-off the court has translated into great fan support as Arkansas has ranked among the top 25 in national attendance each of the last seven years, including No. 10 in 2017-18. Also, in August of 2018, Anderson was honored by the Burlsworth Foundation for his contributions to the state.

5

» Five Arkansas players have earned SEC Academic Honor Roll recognition each of the last five years.

19

» Arkansas has had 19 players graduate since May 2014, averaging nearly four graduates per year.

22

» During the last five years, men's basketball has earned 22 SEC All-Academic honors, including seven in 2015-16.



PLAY HARD ACT RIGHT

2018-19 RAZORBACKS

No.	Name	Pos.	Yr.	Ht.	Wt.	Hometown	High School/Previous School
0	Desi Sills	G	Fr.	6-2	196	Jonesboro, Ark.	Jonesboro HS
1	Isaiah Joe	G	Fr.	6-5	167	Fort Smith, Ark.	Fort Smith Northside HS
2	Adrio Bailey	F	Jr.	6-6	222	Campti, La.	Lakeview HS
3	Khalil Garland	G	R-Fr.	6-5	198	Little Rock, Ark.	Parkview Magnet HS
4	Emeka Obukwelu	F	Jr.	6-8	222	Plano, Texas	West Plano HS / UT-Tyler
5	Jalen Harris	G	R-So.	6-2	166	Wilson, N.C.	Word of God Christian Acad. / New Mexico
10	Daniel Gafford	F	So.	6-11	233	El Dorado, Ark.	El Dorado HS
11	Keyshawn Embery-Simpson	G	Fr.	6-3	202	Midwest City, Okla.	IMG Academy (Fla.)
12	Ty Stevens	G	So.	6-2	180	Republic, Mo.	Republic HS
13	Mason Jones	G	So.	6-5	207	Desoto, Texas	Triple A Academy / Connors State College
15	Jonathan Holmes	G	Jr.	5-10	190	Columbia, Ill.	Columbia HS
22	Gabe Osabuohien	F	So.	6-8	221	Toronto, Canada	Southwest Christian Academy (Ark.)
23	Ibrahim Ali	F	Fr.	6-10	244	Maumelle, Ark.	Maumelle HS
24	Ethan Henderson	F	Fr.	6-8	210	Little Rock, Ark.	Parkview Magnet HS
35	Reggie Chaney	F	Fr.	6-8	222	Tulsa, Okla.	Findlay Prep (Nev.)
	Justice Hill	G	Fr.	5-11	170	Little Rock, Ark.	Little Rock Christian Academy

Head Coach:	Mike Anderson	Tulsa 1982	8th year as Arkansas Head Coach
Associate Head Coach:	Melvin Watkins	Charlotte, 1977	8th year at Arkansas
Assistant Coach:	TJ Cleveland	Arkansas, 2002	8th year at Arkansas
Assistant Coach:	Scotty Thurman	Philander Smith College 2003	9th year at Arkansas
Director of Basketball Operations:	Matt Zimmerman	Arkansas, 1990	8th year at Arkansas
Dir. of Student-Athlete Development:	Jeff Daniels	Montevallo, 1982	8th year at Arkansas
Special Assistant to Head Coach:	Will Bartlett	Missouri, 2009	8th year at Arkansas
Video Coordinator:	Riley Hall	Arkansas, 2016	3rd year at Arkansas
Head Athletic Trainer:	David England	Arkansas, 1980	36th year at Arkansas
Head Strength Coach:	Dave Richardson	Louisiana-Monroe, 1989	1st year at Arkansas
Graduate Assistant:	Velton Kennedy	Arkansas, 2017	2nd year at Arkansas
Graduate Assistant:	Trey Thompson	Arkansas, 2018	1st year at Arkansas

ROSTER BY STATE

Arkansas (7)

0	Desi Sills	Jonesboro
1	Isaiah Joe	Fort Smith
3	Khalil Garland	Little Rock
10	Daniel Gafford	El Dorado
23	Ibrahim Ali	Maumelle
24	Ethan Henderson	Little Rock
	Justice Hill	Little Rock

Canada (1)

22	Gabe Osabuohien	Toronto
----	-----------------	---------

Illinois (1)

15	Jonathan Holmes	Columbia
----	-----------------	----------

Louisiana (1)

2	Adrio Bailey	Campti
---	--------------	--------

Missouri (1)

12	Ty Stevens	Republic
----	------------	----------

North Carolina (1)

5	Jalen Harris	Wilson
---	--------------	--------

Texas (2)

4	Emeka Obukwelu	Plano
13	Mason Jones	Desoto

Oklahoma (2)

11	Keyshawn Embery-Simpson	Midwest City
35	Reggie Chaney	Tulsa

PRONUNCIATION GUIDE

23	Ibrahim (Ibby)	IB-ra-him (IB-ee)
	Ali	ALL-lee
2	Adrio Bailey	A-Dree-O
4	Emeka	Eh-MEHK-uh
	Obukwelu	Oh-Boo-KWEL-lu
22	Gabe Osabuohien	oh-sah-BOY-en
0	Desi Sills	Dez-ee

ROSTER BY CLASS

Seniors: 0

Juniors: 3 (1 Scholarship - 1 walk-on - 1 ineligible transfer)

2	Adrio Bailey	Junior
15	Jonathan Holmes (walk-on)	Junior
4	Emeka Obukwelu (walk-on, ineligible 2018-19)	Junior

Sophomores: 5 (4 scholarship - 1 walk-on)

5	Jalen Harris	Redshirt Sophomore
10	Daniel Gafford	Sophomore
22	Gabe Osabuohien	Sophomore
13	Mason Jones	Sophomore
12	Ty Stevens (walk-on)	Sophomore

Freshmen: 8 (5 active - 3 inactive)

0	Desi Sills	Freshman
1	Isaiah Joe	Freshman
11	Keyshawn Embery-Simpson	Freshman
24	Ethan Henderson	Freshman
35	Reggie Chaney	Freshman
	Justice Hill (practice player)	Freshman
3	Khalil Garland (will not play '18-19)	Redshirt Freshman
23	Ibrahim Ali (scheduled to redshirt)	Freshman



ALI Ibrahim / #23 BAILEY Adrio / #2 CHANEY Reggie / #35 EMBERY-SIMPSON Keyshawn / #11 GAFFORD Daniel / #10 GARLAND Khalil / #3 HARRIS Jalen / #5 HENDERSON Ethan / #24



HILL Justice HOLMES Jonathan / #15 JOE Isaiah / #1 JONES Mason / #13 OBUKWELU Emeka / #4 OSABUOHIE Gabe / #22 SILLS Desi / #0 STEVENS Ty / #12

the NCAA to have 15 years of head coaching experience and never have a losing season, joining North Carolina's Roy Williams, Michigan State's Tom Izzo and Gonzaga's Mark Few.

- Coach Anderson is the only active coach in the NCAA to accomplish the feat at three different schools.
- Arkansas was 14-14 with three regular-season games to play, putting Coach Anderson's streak in jeopardy. However, the Razorbacks rallied with three straight wins to guarantee yet another winning season.

New Line, Old Line, Same Results

- The 3-point line was moved back nearly two feet for the NIT, but Arkansas was not affected. The Razorbacks made their first five 3-point attempts at Providence and finished the game making 10-of-21 – 47.6%.
- The Razorbacks have shot over 45 percent from 3-point range in five of its last six games, including:

^ at Kentucky	10-20	50.0%
^ vs. Ole Miss	9-18	50.0%
^ at Vanderbilt	11-18	61.1%
^ vs. Alabama	9-20	45.0%
^ at Providence	10-21	47.6%
- The lone game Arkansas struggled from deep of late was going just 4-of-16 (25%) vs. Florida (SEC Tourney).

Since the Lineup Change

- Head Coach Mike Anderson added Desi Sills and Gabe Osabuohien to the starting lineup seven games ago (versus Texas A&M). The Razorbacks lost that game, 87-80, but played well.
- Then, Arkansas nearly upset Kentucky in game two of the lineup change. The Razorbacks played a near perfect first half, committing just one turnover and forcing 12. Also, **Arkansas did it mostly without the services of Daniel Gafford, who only played nine minutes due to foul trouble.**
- The Razorbacks have built off that momentum by winning three straight to close the regular season and four-of-their-last-five overall.
- Arkansas is
 - ^ **Desi Sills** has scored in double figures three times, including a career-high 15 at Kentucky, and is shooting 63.6 percent (14-of-22) from 3-point range. Sills had a career-high seven deflections versus Alabama and had five versus Ole Miss.
 - ^ **Gabe Osabuohien** has only scored 25 points –1 coming at Providence – but he has 26 rebounds, 16 assists, 10 steals and a team-best 36 deflections (including 6 vs. Texas A&M, 6, vs. Ole Miss, 7 at Vandy, 5 vs. Alabama and 6 at Providence).
 - ^ **Mason Jones** was moved to the bench and has provided a punch, shooting 50 percent (19-of-38) from 3-point range with 20 assists.
 - ^ **Arkansas** is shooting 43 percent from 3-point range while holding opponents to 30.6 percent. **Arkansas has a +4.3 turnover margin.**

Putting Joe's Year in Perspective

- Later in these notes, it will thoroughly breakdown the season Isaiah Joe is having.
- He set school records for 3-pointers made in a season (110) and **ranks fifth on the NCAA all-time list for 3's by a freshman in a season.**
- Here is the kicker. With 110 3-pointers made this season, **Joe only needs to make 43 more 3's to enter the ARKANSAS ALL-TIME list for triples made.**

Gafford Declares for NBA Draft

- Arkansas head men's basketball coach Mike Anderson announced Monday (Mar. 18 prior to the NIT first round game) that sophomore Daniel Gafford will forego his remaining eligibility and declare for the 2019 NBA Draft. Gafford will not participate with the Razorbacks in the upcoming National Invitation Tournament.
- "I can't thank Coach Anderson and the Razorback coaching staff enough for two great years in my development both as a player and person," Gafford said. "It has been a fun ride, but the time has come for me to move on to the next stage of my career and declare for the NBA Draft. Growing up in this state, I dreamed about



DESI SILLS

0 G • Fr. • 6-2 • 196
Jonesboro, Ark.

Year	GP	GS	Min	Avg	FG	FGA	Pct	3FG	3FGA	Pct	FT	FTA	Pct	Off	Def	Tot	Avg	PF	FO	AST	TO	BLK	STL	Pts	Avg
2018-19	33	7	550	16.7	49	114	.430	25	57	.439	38	55	.691	12	28	40	1.2	63	1	56	50	0	20	161	4.9

Started last 7 gms, scoring double-digits in 3 and shooting .636 (14-22) from 3-PT ... Scored career-high 15 at Kentucky and had career-high three steals vs. Ole Miss ... Was 3-3 from "3" and had 4 assists at Vandy ... Started 2nd half at Auburn & had career highs in free throws (5-8) and rebs (4) ... Scored 14 at Texas A&M, including 13 in the 1st half ... A consensus top 50 pick among the nation's top point guards.

CAREER HIGHS

PTS: 15 at Kentucky (02/26/19)
REB: 3 (3x) last vs. Missouri (01/23/19)
AST: 6 vs. FIU (12/01/18)
STL: 3 vs. Ole Miss (03/02/19)
BLK: --



ISAIAH JOE

1 G • Fr. • 6-5 • 167
Fort Smith, Ark.

Year	GP	GS	Min	Avg	FG	FGA	Pct	3FG	3FGA	Pct	FT	FTA	Pct	Off	Def	Tot	Avg	PF	FO	AST	TO	BLK	STL	Pts	Avg
2018-19	33	33	991	30.0	145	346	.419	110	264	.417	59	78	.756	21	69	90	2.7	60	0	58	40	5	51	459	13.9

SEC All-Freshman & USBWA All-District ... SEC Player of the Week (12/3) - scored 34 points & made 10-of-33's vs. FIU ... Set school mark for 3's made in a season (110) and is 5th in NCAA history for 3's made by Fresh ... Among NCAA Fresh this year, 2nd in both 3's made & Pct. ... Made 3-plus 3's 19x ... Leads team in steals (51) & charges taken (26) ... Was the USA TODAY and Gatorade Arkansas Player of the Year.

CAREER HIGHS

PTS: 34 vs. FIU (12/01/18)
REB: 6 (2x), last vs. Alabama (03/09/19)
AST: 5 (2x) last vs. Vanderbilt (02/05/19)
STL: 6 vs. Alabama (03/09/19)
BLK: 2 vs. Ole Miss (03/02/19)



ADRIO BAILEY

2 F • Jr. • 6-6 • 222
Campti, La.

Year	GP	GS	Min	Avg	FG	FGA	Pct	3FG	3FGA	Pct	FT	FTA	Pct	Off	Def	Tot	Avg	PF	FO	AST	TO	BLK	STL	Pts	Avg
2018-19	33	25	605	18.3	73	163	.448	2	11	.182	34	55	.618	27	70	97	2.9	88	2	24	27	23	25	182	5.5
CAREER	91	43	1244	13.7	148	300	.493	2	11	.182	60	107	.561	69	142	211	2.3	176	3	48	56	53	54	358	3.9

SEC Community Service Team ... A team captain ... 2nd on team with 106 deflections ... Has led team in rebs twice over last 9 ... Set SEC career highs at USC & led team in both rebounds (6) and steals (3) ... Represents Arkansas on the SEC Men's Basketball Leadership Council ... Had career-high 20-point effort vs UC Davis where he made 1st career 3-pointer.

CAREER HIGHS

PTS: 20 vs. UC Davis (11/12/18)
REB: 7 (2x) last vs. Oklahoma (11/23/17)
AST: 3 vs. Fresno State (11/17/17)
STL: 3 (5x) last at S. Carolina (01/09/10)
BLK: 5 vs. North Carolina (11/24/17)



JALEN HARRIS

5 G • R-So. • 6-2 • 166
Wilson, N.C.

Year	GP	GS	Min	Avg	FG	FGA	Pct	3FG	3FGA	Pct	FT	FTA	Pct	Off	Def	Tot	Avg	PF	FO	AST	TO	BLK	STL	Pts	Avg
2018-19	33	33	1012	30.7	82	243	.337	8	67	.119	80	115	.696	17	77	94	2.8	74	1	182	65	6	36	252	7.6
CAREER	64	51	1651	25.8	129	350	.369	15	94	.160	118	166	.711	19	131	150	2.3	138	1	254	105	9	61	391	6.1

A team captain ... Hit game-winner with 5.9 left vs Ole Miss, adding 9 assists w/ 1 TO ... 16th in NCAA / 2nd in SEC in assist-turnover ratio (2.80) ... 7 games w/ no turnovers and 8 w/ just 1 ... Career-high 17 points (7-10 FT) at USC ... Scored 15 at TX A&M, adding 9 assists ... Career-high 12 assists at Colorado St. ... Double-doubles vs Montana St (11 pts / 11 asts) and vs UTSA (11 pts / 10 asts) ... 10 assists vs. FIU & at Mizzou.

CAREER HIGHS

PTS: 17 at South Carolina (02/09/19)
REB: 9 vs. Nevada (01/07/17)
AST: 12 at Colorado State (12/05/18)
STL: 4 at Colorado State (12/05/18)
BLK: 2 vs. Georgia (01/29/19)



DANIEL GAFFORD

10 F • So. • 6-11 • 233
El Dorado, Ark.

Year	GP	GS	Min	Avg	FG	FGA	Pct	3FG	3FGA	Pct	FT	FTA	Pct	Off	Def	Tot	Avg	PF	FO	AST	TO	BLK	STL	Pts	Avg
2018-19	32	32	919	28.7	214	324	.660	0	0	.000	114	193	.591	91	186	277	8.7	88	3	23	76	65	30	542	16.9
CAREER	67	58	1709	25.5	378	595	.635	0	0	.000	199	354	.562	168	326	494	7.4	202	6	47	113	141	49	955	14.3

1st Team All-SEC, SEC All-Defensive Team, USBWA All-District ... A team captain ... Kareem Abdul-Jabbar Top 10 Finalist ... Two-Time SEC Player of the Week (27 pts & 12 rebs vs. Indiana / Averaged 24.5 pts & 10 rebs in wins at Vandy and vs Bama) ... 10 double-doubles ... Career-high 32 vs LSU ... 6th NCAA in FG% ... Only player in SEC in top 5 in rebs, pts, blks, off reb and def reb ... Consensus 1st round pick on Mock NBA Drafts.

CAREER HIGHS

PTS: 32 vs. LSU (01/12/19)
REB: 16 vs. Alabama (03/09/19)
AST: 4 vs. Oral Roberts (12/19/17)
STL: 3 (2x) last vs. Austin Peay (12/28/18)
BLK: 7 (2x) last vs. Auburn (02/27/18)



KEYSHAWN EMBURY-SIMPSON

11 G • Fr. • 6-3 • 202
Midwest City, Okla.

Year	GP	GS	Min	Avg	FG	FGA	Pct	3FG	3FGA	Pct	FT	FTA	Pct	Off	Def	Tot	Avg	PF	FO	AST	TO	BLK	STL	Pts	Avg
2018-19	32	0	481	15.0	47	136	.346	23	85	.271	18	26	.692	9	29	38	1.2	40	0	21	22	2	24	135	4.2

Missed SEC Tourney due to ankle sprain, returned at Providence ... 1st sub in 7 of last 15 games ... Made 3-pointer with 14 seconds left vs. Vandy for a 67-66 lead ... Career-high 16 pts at Ole Miss and at LSU ... Played his senior year at IMG Acad. (Fla) and tabbed 22nd-best point guard nationally ... As a junior at Midwest City HS, was ranked #1 player in the state.

CAREER HIGHS

PTS: 16 (2x) last at LSU (02/02/19)
REB: 3 (3x) last vs. Georgia (01/29/19)
AST: 3 (2x) last at Tennessee (01/16/19)
STL: 3 vs. FIU (12/01/18)
BLK: 1 (2x) last vs. UTSA (12/15/18)



MASON JONES

13 G • So. • 6-5 • 207
Desoto, Texas

Year	GP	GS	Min	Avg	FG	FGA	Pct	3FG	3FGA	Pct	FT	FTA	Pct	Off	Def	Tot	Avg	PF	FO	AST	TO	BLK	STL	Pts	Avg
2018-19	33	26	971	29.4	134	329	.407	75	203	.369	111	139	.799	18	111	129	3.9	77	2	96	60	5	31	454	13.8

Career-high 30 pts vs. Florida and Miss State ... Scored game winner 2x this season (FT w/ 2 seconds left vs. Indiana and FG with 22 seconds left at #19 LSU) ... Led team in scoring 10x (team is 7-3), assists 9x & both points and assists in same game 4x ... 2nd on team rebounds, assists & steals / 3rd in scoring ... Career-high 7 assists with no turnovers versus Indiana ... Had double-double (19 and 10) vs. FIU.

CAREER HIGHS

PTS: 30 (2x) vs. Miss State (02/16/19)
REB: 10 vs. FIU (12/01/18)
AST: 7 vs. Indiana (11/18/18)
STL: 3 (3x) last at Vanderbilt (03/06/19)
BLK: 1 (5x) last at S. Carolina (02/09/19)



JONATHAN HOLMES

15 G • Jr. • 5-10 • 190
Columbia, Ill.

Year	GP	GS	Min	Avg	FG	FGA	Pct	3FG	3FGA	Pct	FT	FTA	Pct	Off	Def	Tot	Avg	PF	FO	AST	TO	BLK	STL	Pts	Avg
2018-19	5	0	11	2.2	2	7	.286	2	5	.400	0	0	.000	0	0	0	0.0	1	0	0	1	0	0	6	1.2
CAREER	22	0	36	1.6	9	27	.333	4	15	.267	1	2	.500	2	2	4	0.2	3	0	1	3	0	1	23	1.0

Fan favorite ... Given scholarship on Feb. 7, 2019 ... Hit a 3-pointer at Vandy and vs. Alabama for team's final points in both wins ... Last season saw action in 11 games and scored 15 points with three rebounds ... Hit his first collegiate 3-pointer versus Bucknell and added a trey versus Troy ... As a freshman, SEC First-Year Academic Honor Roll ... Played in six games as a walk-on.

CAREER HIGHS

PTS: 3 (4x) last vs. Alabama (03/09/19)
REB: 1 (4x) last vs. Vanderbilt (02/10/18)
AST: 1 vs. Samford (11/10/17)
STL: 1 vs. Bucknell (11/12/17)
BLK: 0 --



GABE OSABUOHEN

22 F • So. • 6-8 • 221
Toronto, Canada

Year	GP	GS	Min	Avg	FG	FGA	Pct	3FG	3FGA	Pct	FT	FTA	Pct	Off	Def	Tot	Avg	PF	FO	AST	TO	BLK	STL	Pts	Avg
2018-19	33	7	488	14.8	37	110	.336	6	27	.222	23	47	.489	45	57	102	3.1	93	4	46	37	13	29	103	3.1
CAREER	53	7	624	11.8	47	135	.348	6	31	.194	25	57	.439	51	79	130	2.5	114	4	53	48	16	32	125	2.4

Pronounced oh-sah-BOY-en ... Started last 7 games, has 40 deflections, 26 rebs, 16 assists and 10 steals over span ... Tied career-high w/ 8 rebs at Providence ... Led team with 7 rebs and 7 deflections at Vandy ... Two steals in final 21 seconds vs. Ole Miss that led to win ... High energy guy ... 2nd on the team w/ 23 charges taken ... Made 1st career 3-pointer to give Arkansas 38-35 lead at halftime vs. Indiana.

CAREER HIGHS

PTS: 13 at Ole Miss (01/19/19)
REB: 8 (2x) last at Providence (03/19/19)
AST: 6 at LSU (02/02/19)
STL: 3 (2x) last vs. Ole Miss (03/02/19)
BLK: 2 vs. Georgia (01/29/19)



ETHAN HENDERSON

24 F • Fr. • 6-8 • 210
Little Rock, Ark.

Year	GP	GS	Min	Avg	FG	FGA	Pct	3FG	3FGA	Pct	FT	FTA	Pct	Off	Def	Tot	Avg	PF	FO	AST	TO	BLK	STL	Pts	Avg
2018-19	11	0	46	4.2	5	9	.556	0	0	.000	1	3	.333	3	8	11	1.0	4	0	1	3	2	3	11	1.0

Coming off career game at Providence, playing 18 minutes with 6 pts and 5 rebs (entered with 28 minutes, 5 pts, 6 rebs for season) ... Had two steals and a put-back basket at Tennessee ... Rated the top player in Arkansas by 247Sports.com, ESPN.com and Future150.com ... Named to the USA TODAY All-Arkansas first team ... Helped Parkview HS win the 2018 and 2016 5A state championships.

CAREER HIGHS

PTS: 6 at Providence (03/19/19)
REB: 5 at Providence (03/19/19)
AST: 0
STL: 2 at Tennessee (01/15/19)
BLK: 1 (2x) last at Auburn (02/20/19)



REGGIE CHANEY


35 F • Fr. • 6-8 • 222
Tulsa, Okla.

Year	GP	GS	Min	Avg	FG	FGA	Pct	3FG	3FGA	Pct	FT	FTA	Pct	Off	Def	Tot	Avg	PF	FO	AST	TO	BLK	STL	Pts	Avg
2018-19	33	2	536	16.2	82	147	.558	0	0	.000	17	33	.515	39	76	115	3.5	79	2	24	45	45	20	181	5.5


Career-high 14 pts and 10 deflections at Providence ... Snapped 13-game streak of single-digit pts ... Now leads team with 11 deflections ... Had career-high 7 BLKS at Providence, adding 5 BLKS vs UGA and 4 games with 3 ... Had a BLK in 15 straight gms (Gms 2-16) ... Started vs. Austin Peay & at Ole Miss ... On the USA TODAY All-Nevada second team (Findley Prep) ... As junior, rated #3 overall prospect from TX (Frisco Liberty HS).

CAREER HIGHS

PTS: 14 at Providence (03/19/19)
REB: 8 (2x) last at Colorado St. (12/05/18)
AST: 4 (2x) last vs. Missouri (01/23/19)
STL: 4 (2x) last vs. LSU (01/12/19)
BLK: 7 at Providence (03/19/19)



1980-82 - Student-Athlete




1982-85 - Volunteer Assistant



1985-89 - Volunteer Assistant
1989-00 - Assistant Coach
2000-02 - Assistant Head Coach



2002-06 - Head Coach
89-91 (.680)



2006-11 - Head Coach
111-57 (.660)



2011-Present - Head Coach
169-101 (.626)

playing at the University of Arkansas. It has been an honor to wear that jersey and represent this state. Thank you to everyone at the University of Arkansas, thank you to Razorback nation and, most importantly, thank you to all my teammates that have pushed me, supported me and helped make me the player I am today."

- Gafford was a consensus first team All-SEC pick this season as well as being named to the SEC All-Defensive Team. In addition, he is a top 10 finalist for the Kareem Abdul-Jabbar Award. Gafford is the only player in the SEC to rank among the top five in both scoring (4th, 16.9), rebounding (2nd, 8.7), field goal percentage (1st, .650), blocked shots (3rd, 2.0), offensive rebounds (2nd, 2.8) and defensive rebounds (3rd, 5.8).

- Gafford ends his Razorback career with 955 points (14.3 ppg), averaging 7.4 rebounds and blocking 141 shots while shooting 63.5 percent from the field.

^ In SEC games only, Gafford shot a school-record 62.1 percent (213-of-343) for his career from the field, 32 percentage points better than second place on the list (.589 by Corliss Williamson).

^ In all games, Gafford's career .635 FG% overall ranks second in school history, just missing the school mark of .636 by Oliver Miller.

^ Gafford's career 7.4 rebound average ranks seventh in school history.

^ Gafford's career 141 blocked shots ranks sixth in school history.

- The NBA Draft is set for June 20 in New York City. In the history of the NBA Draft, 37 Razorbacks have been selected, including 12 in the first round with the last coming in 2015 when Bobby Portis was taken 22nd overall by the Chicago Bulls.

Hogs Picked 10th, Finish 9th

- The Razorbacks, having no seniors and losing nearly 90 percent of its offense, were picked 10th in the preseason coaches poll.

- However, for the sixth straight year, Arkansas has exceeded the preseason poll predictions.

YEAR	PRESEASON	FINISH	Record • SEC
2013-14	8th	5th	22-12 • 10-8
2014-15	3rd	2nd	27-9 • 13-8
2015-16	1th	t-8th	16-16 • 9-9
2016-17	5th	t-3rd	26-10 • 12-6
2017-18	6th	t-4th	23-12 • 10-8
2018-19	10th	9th	17-14 • 8-10

SEC Season Leaders

- Daniel Gafford leads the SEC in field goal percentage at .660 ... 95 percentage points better than second (Tennessee's Grant Williams .565).

^ He will be the second Razorback to lead the SEC in FG% as Derek Hood shot a league-best .565 in 1999.

^ Gafford will have the highest FG% in the league since Florida's Dwayne Davis shot 72.2 percent in 1989.

- Isaiah Joe leads the SEC in 3-point field goal percentage at .417.

^ He will be the fifth Razorback to lead the SEC in 3PT FG%, joining Scotty Thurman (.427 in 1995), Rotnei Clarke (.427 in 2010), Madracus Wade (.476 in 2012) and Jaylen Barford (.433 in 2018).

Close Calls

- Arkansas has played in 13 games that were decided by 10 points or less, including 11 that were five points or less. The Razorbacks have won five of those 11 games.
- Four losses were one-possession games and two others were 4-point losses.
- Even with a 19-point loss at then #3 Tennessee, a 17-point loss at then #18 Ole Miss and a 23-point loss at Auburn, Arkansas' margin of defeat this season is 8.7 points. Take out those three 20-point losses and the margin of defeat drops to 5.1 points.

25th Anniversary of National Championship

- Versus Ole Miss (Mar. 2), Arkansas celebrated the 25th anniversary of Arkansas defeating Duke, 76-72 in Charlotte, for the 1994 NCAA National Championship. The Razorbacks defeated Arizona, 91-82, in the Final Four semifinals.

- The 1993-94 season for the Razorbacks was:

- 1 of 33 NCAA berths (32 appearances).

- 1 of 6 NCAA Final Four appearances.

- 1 of 2 NCAA Championship appearances as Arkansas returned to the national championship game the following year (1995) as well.

- The 1993-94 Razorbacks were led by Hall of Fame coach Nolan Richardson and current Head Hog Mike Anderson was an assistant on that staff.

- Arkansas was ranked #1 nine weeks during that season, was ranked among the top 6 all season, finished with a 31-3 record and was SEC regular-season champion.

- Current Razorback assistant coach Scotty Thurman, who scored 15 points, is know for hitting critical 3-pointer late in the game as the shot clock expired to break a 70-70 tie. He also hit a 3-pointer late in the first half to give Arkansas a 34-33 lead at the break.

- Corliss Williamson had a game-high 23 points and Corey Beck had a double-double (15 pts - 10 rebs).

Valuing the Ball

- Arkansas forced 12 first-half turnovers at Kentucky - a team that was only averaging 10.9 turnovers per game over its previous eight games prior to Arkansas.

- It was the second time this season Arkansas defense disrupted a team known for not committing turnovers. In a close loss at Texas Tech, Arkansas forced the Red Raiders to turn the ball over 15 times in the first half. Texas Tech only averages 12.3 turnovers per game this season.

- Arkansas has forced at least 20 turnovers nine times this season and at least 15 in six of the last eight contests.

- Overall, Arkansas ranks 13th in the NCAA by forcing 16.36 turnovers per game and ranks second in the SEC by forcing 540 turnovers this season.

- On the flip side and for the 12th time in the last 14 games, Arkansas committed 15 or fewer turnovers (172 total).

^ The streak started when Arkansas committed just four turnovers versus Georgia.

MOST HOME WINS IN NCAA SINCE 2011-12

Anderson-era at Arkansas
(thru 2018-19 Regular Season)

1. Kentucky	135
2. Kansas	132
3. Oregon	131
4. Ohio State	126
Louisville	126
Michigan State	126
7. Cincinnati	125
8. ARKANSAS	122
9. Duke	121
Syracuse	121
Virginia	121

GAFFORD AND JOE EARN SEC HONORS

- Arkansas sophomore **DANIEL GAFFORD** was voted **consensus first team All-SEC** (coaches and the Associated Press) as well as being and named to the **SEC All-Defensive Team** by the league's coaches. **ISAIAH JOE** was voted to the **SEC All-Freshman Team**, it announced today.

- Gafford is the 12th first team All-SEC selection by the coaches for Arkansas and the sixth SEC All-Defensive Team honor. Gafford and Lee Mayberry (1992) are the only two Razorbacks to earn first team All-SEC and SEC All-Defensive Team in the same season. Gafford joins Bobby Portis (2-15), Ronnie Brewer (2006), Scotty Thurman (11994 and '95), Corliss Williamson (1994 and '95), Todd Day (1992) and Lee Mayberry (1992) as consensus first team All-SEC picks. Joe is the 18th Razorback to be named to the SEC All-Freshman Team.

- Gafford (**El Dorado**) leads the SEC in field goal percentage (.660), rebounding (8.7) and offensive rebounding (2.87) while ranking third in blocked shots (2.06), third in defensive rebounds (5.87) and fourth in scoring (17.0). He is the only player in the SEC to rank among the top five - much less the top 10 - in each of these categories. He additionally leads the SEC in field goals made and ranks third in double-doubles.

- The two-time SEC Player of the Week ranks sixth nationally in field goal percentage and leads the SEC in the category by 91 percentage points. Gafford is one of two players in the NCAA to average at least 15.0 points, 8.0 rebounds and 2.0 blocked shots while shooting at least 60 percent. Gafford scored a career-high 32 points versus LSU this season and ended the regular season by grabbing a career-high 16 rebounds and scoring 29 points, his second-best career output.

- On the defensive end Gafford is a dominant force in the paint. He has turned away 64 shots and leads the Razorbacks with 149 deflections - 50 more than the next closest on the team.

- Joe (**Fort Smith**) has not only had one of the best rookie campaigns in school history, but he is producing one the best in SEC and even NCAA history. He has made 106 3-pointers to date to set the Arkansas single-season record for triples made in a season. (Scotty Thurman previously held the mark with 102 in 1995.) Joe leads the SEC in 3-pointers made per game (3.42) and 3-point percentage (.429). He is looking to join Tennessee's Chris Lofton (2005) as the only freshmen to lead the league in both categories. Joe additionally ranks second among all NCAA freshman in both 3-pointers made and percentage. Joe only needs to make three more 3-pointers to rank among the NCAA top six for 3-pointers made in a season by a freshman. Joe ranks second in SEC history for 3-pointers made in a season by a freshman with the record being 113.

- Joe also is a standout on the defensive end as he leads the team in steals, ranking 10th in the SEC, while leading the team in charges taken with 24. Joe is tied for the team lead with 96 deflections, including seven in two of the last four.

MISCELLANEOUS STATS

Double-Figure Scoring Games

Player	16-17	17-18	18-19	Career
Gafford	NA	22	28	50
Joe	NA	NA	27	27
Jones	NA	NA	22	22
Harris	2	NA	11	13
Bailey	1	3	5	9
Chaney	NA	NA	6	6
Embery-Simpson	NA	NA	4	4
Sills	NA	NA	4	4
Osabuohien	NA	0	2	2

20+ Point Scoring Games

Player	16-17	17-18	18-19	Career
Gafford	NA	2	11	13
Jones	NA	NA	7	7
Joe	NA	NA	5	5
Bailey	0	0	1	1

30+ Point Scoring Games

Player	16-17	17-18	18-19	Career
Joe	NA	NA	2	2
Gafford	NA	0	1	1
Jones	NA	NA	1	1

3+ Three-Pointers in a Game

Player	16-17	17-18	18-19	Career
Joe	NA	NA	19	19
Jones	NA	NA	12	12
Sills	NA	NA	3	3
Embery-Simpson	NA	NA	2	2

5+ Three-Pointers in a Game

Player	16-17	17-18	18-19	Career
Joe	NA	NA	8	8
Jones	NA	NA	4	4

Double Figure Rebounding Games

Player	16-17	17-18	18-19	Career
Gafford	NA	4	13	17
Jones	NA	NA	1	1

Double Figure Assists Games

Player	16-17	17-18	18-19	Career
Harris	0	NA	5	5

Double-Doubles

Player	16-17	17-18	18-19	Career
Gafford	NA	3	10	13
Harris	0	NA	2	2
Jones	NA	NA	1	1

5+ Assist Games

Player	16-17	17-18	18-19	Career
Harris	1	NA	18	19
Jones	NA	NA	5	5
Sills	NA	NA	4	4
Joe	NA	NA	2	2
Osabuohien	NA	0	1	1

3+ Steals in a Game

Player	16-17	17-18	18-19	Career
Joe	NA	NA	6	6
Bailey	0	1	3	4
Jones	NA	NA	3	3
Chaney	NA	NA	2	2
Harris	2	NA	4	6
Osabuohien	NA	0	2	2
Gafford	NA	1	1	2
Embery-Simpson	NA	NA	1	1
Sills	NA	NA	1	1

3+ Blocks in a Game

Player	16-17	17-18	18-19	Career
Gafford	NA	13	9	22
Chaney	NA	NA	5	5
Bailey	0	1	2	3

^ The Hogs committed just seven versus at Kentucky – including one in the first half

^ The Hogs committed 11 total at Vanderbilt – including one in the second half.

^ The Hogs committed 8 total versus Alabama.

• Arkansas is averaging just 12.29 over the last 14 games.

• **The Razorbacks rank second in the SEC (28th in the NCAA) in turnover margin at +3.1 and second in the SEC in assist-to-turnover ratio (1.21).**

Deflecting Credit

• Arkansas' defense had a season-high 36 deflections in the Vanderbilt win, including season-high seven from Gabe Osabuohien and six each from Adrio Bailey and Daniel Gafford.

• The Razorbacks added 34 deflections in the win over Alabama and Providence.

^ Vs. Alabama: Desi Sills and Isaiah Joe had 7 and there were five each from Adrio Bailey and Gabe Osabuohien.

^ At Providence: Reggie Chaney tied a season-high with 10 while Isaiah Joe and Gabe Osabuohien each had six.

• Arkansas has tallied at least 30 deflections 11 times this season and average over 26.2 per game for the season.

CHARGE!! - 2.1 per game

• Arkansas did not draw a charge in the regular-season finale win over Alabama ... although Isaiah Joe and Gabe Osabuohien tried but did not get the whistle. Prior to Alabama, Arkansas has taken at least one charge in 18 straight games.

• The streak resumed in the SEC Tournament when Gabe Osabuohien took his 23rd of the season while Isaiah Joe too his team-leading, 25th and 26th charges of the season at Providence.

• Arkansas took six charges in a home win over Vanderbilt, including two by Isaiah Joe. It was the second time this season the Razorbacks took six in a game – UT Arlington being the other.

• **Isaiah Joe leads the team with 26 charges taken this season. Gabe Osabuohien is second with 23.**

• Gabe Osabuohien took three charges at LSU. It was the second time this season he has taken three in a game (also versus UT Arlington) and the third time a Razorback has done so as Isaiah Joe took three versus UT Arlington.

• Last season, Daniel Gafford led the team by taking nine charges and Osabuohien tied for second with eight.

• **Overall, the Razorbacks took 47 charges last season and have taken 69 to date this season.**

Team Leaders

• DEFLECTIONS SEASON	(863 / 26.2 avg)	MOST IN A GAME 2018-19
Daniel Gafford	151	10 Reggie Chaney vs. UTSA AND Providence
Reggie Chaney	111	10 Daniel Gafford vs. Colorado State
Adrio Bailey	106	9 Daniel Gafford vs. Austin Peay
Isaiah Joe	106	8 Adrio Bailey at Colorado State
Gabe Osabuohien	99	8 Mason Jones at Ole Miss
Jalen Harris	86	7 Daniel Gafford vs. Indiana, UTSA AND Vandy
Mason Jones	83	7 Isaiah Joe vs. UC Davis AND at Kentucky
Desi Sills	57	7 Adrio Bailey vs. FIU
Keyshawn Embery-Simpson	55	7 Reggie Chaney vs. Ga Tech
		7 Gabe Osabuohien at Vanderbilt
		7 Desi Sills vs. Alabama
• CHARGES TAKEN SEASON	(69 / 2.1 avg.)	MOST IN A GAME 2018-19
Isaiah Joe	26	3 Gabe Osabuohien vs. UT Arlington AND at LSU
Gabe Osabuohien	23	3 Isaiah Joe vs. UT Arlington
Keyshawn Embery-Simpson	6	2 Gabe Osabuohien vs. UC Davis, Texas St AND at Ole Miss
Jalen Harris	4	2 Isaiah Joe vs. Florida, LSU, at Vandy AND at Providence

Block Party; 13th in NCAA

• The Razorbacks blocked a season-high 14 shots at the win over Georgia (including five by Reggie Chaney) and added 10 in the win at Providence (including seven by Chaney).

• The Razorbacks have blocked at least three shots in 29 of their 33 games this season. (Had 1 at Tennessee, 0 versus Missouri, 2 at Texas Tech and 2 versus Vanderbilt.)

• The Razorbacks have blocked 26 shots over the last four games – including 10 at Providence, 7 at Vandy and 6 vs. Alabama.

• Arkansas **ranks 13th in the NCAA, but fourth in the SEC** – in blocked shots (5.0).

Helping Hand; 21st in the NCAA/2nd in SEC

• Arkansas has dished out at least 20 assists in a game eight times this season and has had eight games with over 70 percent of its made baskets off assists.

• Arkansas ranks 21st in the NCAA and second in the SEC in assists (16.1).

• Games of note with high assist-to-made-basket ratio:

- Indiana	20 assists	28 FG made	71.4%
- Montana State	29 assists	37 FG made	78.4%
- UT Arlington	15 assists	21 FG made	71.4%
- FIU	28 assists	42 FG made	66.7%
- at Colorado State	29 assists	38 FG made	76.3%
- UTSA	17 assists	23 FG made	73.9%
- Austin Peay	21 assists	27 FG made	77.8%
- LSU	21 assists	34 FG made	61.8%
- Missouri	18 assists	26 FG made	69.2%
- at LSU	20 assists	35 FG Made	57.1%
- Vanderbilt	18 assists	23 FG Made	78.3%
- Ole Miss	20 assists	27 FG Made	74.1%
- at Providence	19 assists	29 FG Made	65.5%

• **In four of its losses, the Razorbacks only had 6 assists at Texas Tech, 8 vs. Texas, 10 vs. Western Kentucky and 10 vs. Florida.**

Slam Dunk; Razorbacks Reach Century Again - Break Last Year's Record

- Earlier this season, the Razorbacks threw down 10 dunks in the win over Montana State - the second-best, single-game total in the Mike Anderson era. Later, Arkansas added nine versus FIU.
- Arkansas has a Mike Anderson-era record 141 dunks in 32 games this season, an average of 4.4 per game.
- Arkansas' 124 dunks last season (3.5 per game) were the most of the Mike Anderson era. The only other Anderson-led Arkansas team to reach 100 dunks in a season was the 2014-15 team who totaled exactly 100 dunks.

Anderson's Teams Take Care of the Ball

- In each of the last six years, Arkansas basketball has ranked first or second in the SEC in assist-to-turnover ratio.
- **Arkansas ranks second in the SEC this season (1.21) in assist-to-turnover ratio.**
 - SEC RANK IN ASSIST-TO-TURNOVER RATIO

• 2nd (1.21)	2018-19
• 2nd (1.31)	2017-18
• 2nd (1.17)	2016-17
• 1st (1.46)	2015-16
• 2nd (1.35)	2014-15
• 1st (1.53)	2013-14
• 2nd (1.48)	2012-13
- Also, in Anderson's first five years, Arkansas led the SEC in turnover margin.
- The Razorbacks' turnover margin last season was 3.1 (same as their league-leading ratio from 2015-16 season), but it was only good for third last season.

- **Arkansas ranks second in the SEC in turnover margin this season (+3.1).**

- SEC RANK IN TURNOVER MARGIN

- | | |
|-------------|---------|
| • 2nd (3.1) | 2018-19 |
| • 3rd (3.1) | 2017-18 |
| • 1st (3.1) | 2015-16 |
| • 1st (3.8) | 2014-15 |
| • 1st (5.5) | 2013-14 |
| • 1st (5.9) | 2012-13 |
| • 1st (3.3) | 2011-12 |

Arkansas is Not Just Young, But Inexperienced Too

- Arkansas is not only one of the youngest teams in the nation, but also one of the most inexperienced.

9 TEAMS WITH NO SENIORS	MOST FR/SO ON SCHOLARSHIP	FEWEST UPPERCLASSMEN ON SCHOLARSHIP
ARKANSAS	12 - Duquesne	1 - ARKANSAS
Mount St. Mary's Univ.	11 - ARKANSAS	1 - Duquesne
Seattle / Cal Northridge	11 - Mount St. Mary's Univ.	
Duquesne / North Florida		
Virginia / Cal / UT Arlington		

MOST SCHOLARSHIP NEWCOMERS

13 - Detroit Mercy	1 - Chattanooga
12 - FAU	2 - Duquesne
12 - Seattle	2 - Drake
12 - UT Arlington	3 - ARKANSAS
11 - Missouri State	3 - USF
11 - Duquesne	3 - MTSU
10 - Mount St. Mary's Univ	3 - Missouri State
10 - Belmont	3 - Mount Saint Mary's Univ.
10 - New Mexico	3 - UTA
9 - ARKANSAS	3 - Detroit Mercy
9 - Pepperdine	3 - FAU
9 - MTSU	3 - UT Arlington

"We have a bunch of piglets but they are starting to develop teeth. Best thing about piglets is they grow up to be Hogs."

- Mike Anderson

Arkansas Head Basketball Coach

Hey Joe, Where You Going with That Ball in Your Hand?

- The answer ... Isaiah Joe is going into the record books. He has already set four school records, is threatening an SEC record and is having one of the top freshman seasons in NCAA history.
- ✓ **RECORD WATCH 1:** Joe set the Arkansas freshman record for 3-pointers made in a season at Missouri (making seven in the game on Feb. 12). He has made 110 3-pointers, breaking the previous mark of 83 by Rotnei Clarke in 2009.
- ✓ **RECORD WATCH 2:** Joe broke Arkansas record for 3-pointers made in SEC games only vs. Ole Miss (Mar. 2), making two in the win. He made 60 3-pointers in league action this season. The previous mark was 52 set by Anthlon Bell (2016) and Janero Pargo (2002).
- ✓ **RECORD WATCH 3:** Joe made four 3-pointers at Vanderbilt to break the school's single-season record. He now has 110 for the season, breaking Scotty Thurman's mark of 102 3's made in 1995.
- ✓ **RECORD WATCH 4:** Joe has attempted 264 3-pointers - **WHILE LEADING THE SEC IN 3-PT %** - breaking Pat Bradley's mark of 249 attempts in 1999.
- **RECORD WATCH 5:** Has made 110 3-pointers in his rookie season, which ranks second in SEC history by a freshman. The SEC freshman record for 3-pointers made in a season is 113 by Kentucky's Jamal Murray (2015-16).
- **RECORD WATCH 6:** Joe's 110 3-pointers ranks fifth on the NCAA list for triples in a season by a NCAA freshman. Murray's total of 113 is fourth on the NCAA rookie list. **Current freshman Antoine Davis of Detroit Mercy has made 132 treys this season and broke the NCAA freshman record previously held by Stephen Curry's (122).**

Joe Plays Best vs. The Best

- In Arkansas' five games versus ranked opponents (at Tennessee, at Ole Miss, at Texas Tech, at LSU at Kentucky), Joe has scored a team-best 15.2 points per game while shooting 45.2 (19-of-42) from 3-point range with six steals.

Joe Looking to Join Chris Lofton

- Isaiah Joe currently ranks second in the SEC in 3-pointers made (3.33) and leads the 3-point percentage (.417).
- He is looking to join Tennessee's Chris Lofton as the only freshmen to lead the SEC in both categories. Lofton made 93 3's in 2005 and shot 46.9 from 3-point range.
- **By making 3.33, Joe is on pace to set the SEC record for 3-s made per game by a freshman.**

• ABOUT ARKANSAS •

ABOUT ARKANSAS

Location	Fayetteville, Ark.
Enrollment	27,558
Founded	1871
Colors	Cardinal (PMS 201) and White
Nickname	Razorbacks
Conference	Southeastern (SEC)
Arena (Capacity)	Bud Walton Arena (19,200)

ADMINISTRATION

System President	Dr. Donald R. Bobbitt
Chancellor	Dr. Joseph E. Steinmetz
Athletic Director	Hunter Yurachek
Faculty Representative	Gerald Jordan

COMMUNICATIONS

Basketball SID	Mike Cawood
Email	tmcawood@uark.edu
Cell Phone	479-236-2090
Office Phone	479-575-3114
Office Fax	479-575-7481
Athletic Website	ArkansasRazorbacks.com
Arkansas Ticket Office	479-575-5151

HISTORY

First Year	1923-24
Seasons	96th
Overall Conference Championships	24 (2 SEC, 22 SWC)
SEC Overall Championships	2 (1992, 1994)
SEC Division Championships	4 (1992, 1993, 1994, 1995)
SEC Tournament Championships	1 (2000)
NCAA Tournament Appearances	33*
National Championships	1 (1994)
National Runner-Up	1 (1995)
NCAA Final Fours	6 (1941, 1945, 1978, 1990, 1994, 1995)
NCAA Elite Eight	10
NCAA Sweet 16	10
NIT Record (App.)	5-4 (3)

* - Arkansas received a bid in 1944 but was unable to participate due to a car accident. Total number of bids is 33 and total number of appearances is 32.

• MIKE ANDERSON RECORD BREAKDOWN •

Overall: **369-199 (.650)**
Home: 250-46
Away: 68-111
Neutral: 51-42

At Arkansas: **168-101 (.626)**
Home: 122-22
Away: 29-57
Neutral: 18-22

Against Ranked Teams: **30-59**
at Arkansas: 14-25
Home: 18-14, 10-5 at Arkansas
Away: 6-31, 4-13 at Arkansas
Neutral: 6-14, 0-7 at Arkansas

One-Possession Games: **50-41**
at Arkansas: 26-19
Home: 26-9, 16-4 at Arkansas
Away: 16-23, 7-10 at Arkansas
Neutral: 8-9, 3-5 at Arkansas

Decided by 5 Pts / Less: **74-65**
at Arkansas: 41-28
Home: 36-16, 22-6 at Arkansas
Away: 28-38, 15-17 at Arkansas
Neutral: 10-13, 4-5 at Arkansas

In Overtime Games: **12-13**
at Arkansas: 8-8
Home: 9-2, 6-2 at Arkansas
Away: 3-8, 2-4 at Arkansas
Neutral: 0-3, 0-2 at Arkansas

Conference Games: **163-121**
at Arkansas: 78-64
Home: 106-36, 52-19 at Arkansas
Away: 57-85, 26-45 at Arkansas

Scoring Below 50 Points: **0-4**
at Arkansas: 0-2
Home: 0-0, 0-0 at Arkansas
Away: 0-4, 0-2 at Arkansas
Neutral: 0-0, 0-0 at Arkansas

Scoring 50-59 Points: **5-30**
at Arkansas: 3-16
Home: 2-7, 2-3 at Arkansas
Away: 1-17, 0-11 at Arkansas
Neutral: 2-6, 1-2 at Arkansas

Scoring 60-69 Points: **44-75**
at Arkansas: 18-42
Home: 22-15, 12-6 at Arkansas
Away: 15-42, 4-25 at Arkansas
Neutral: 7-18, 2-11 at Arkansas

Scoring 70-79 Points: **102-60**
at Arkansas: 50-25
Home: 61-15, 31-7 at Arkansas
Away: 27-30, 13-13 at Arkansas
Neutral: 14-15, 6-7 at Arkansas

Scoring 80-89 Points: **124-27**
at Arkansas: 49-13
Home: 88-9, 38-7 at Arkansas
Away: 17-15, 6-5 at Arkansas
Neutral: 19-3, 5-1 at Arkansas

Scoring 90-99 Points: **68-1**
at Arkansas: 36-0
Home: 59-0, 30-0 at Arkansas
Away: 4-1, 2-0 at Arkansas
Neutral: 3-0, 2-0 at Arkansas

Scoring 100 or More Points: **24-1**
at Arkansas: 11-0
Home: 18-0, 9-0 at Arkansas
Away: 1-1, 1-0 at Arkansas
Neutral: 5-0, 1-0 at Arkansas

JOE 2ND AMONG ALL NCAA FROSH in 3's - Leads SEC in 3PT%

- Joe leads all SEC players in 3-point percentage (.417) and ranks second in 3-pointers made (3.33 avg and 110 total).
- Nationally, Joe ranks second among the freshman in both makes and percentage.

• AMONG NCAA FRESHMEN:

- **2nd in 3-pt FG pct. (.417)**
- **2nd in 3-pt FG made per game (3.33)**
- **2nd in 3-pt FG made (110)**

NCAA Frosh Leader is .429 (Idaho's Cameron Tyson)

NCAA FR Leader (Detroit Mercy's Antoine Davis - 4.40)

NCAA FR Leader & NCAA FR record (Detroit Mercy's Antoine Davis - 132)

No Ordinary Joe

- Isaiah Joe has made at least one 3-pointer in 31 of 33 games (was 0-for-1 vs. LSU and 0-for-5 at Texas Tech) and made at least three 3-pointers in a game 19 times this season.
- Overall, he **RANKS 18TH THE NCAA** in 3-pointers made per game (3.33).
- More impressively, not only does he rank second the SEC in 3-attempted (264), he leads the SEC and is **SECOND among all NCAA freshmen** in 3-point FG% (.417).
- **Joe is one of 14 players in the NCAA to make at least 100 3-pointers and shoot at least 41% from long range.**

Joe Plays Defense Too

- Isaiah Joe leads the team in steals (51) and charges taken (26) while tallying 106 deflections this season.
- In fact, Joe has 36 deflections in the last seven games, including seven at UK, seven versus Alabama, six at Providence and five vs. Ole Miss.
- Joe had a career-high six steals versus Alabama which ranks third on the school's single-game list in an SEC game. (TJ Cleveland and Todd Day own the record with seven.)

Harris Helper

- Jalen Harris **has seven games this season with no turnovers** and **eight more game with just one turnover**. With that, he ranks **16TH IN THE NCAA** and **second in the SEC** in assist-to-turnover ratio (2.80). He is 4th in the SEC in assists per game (5.5).
- Harris hit a game-winning layup with 5.9 seconds left for a 74-73 win over Ole Miss, adding nine assists and one turnover (called for a charge) versus the Rebels.

MASON-ry; Building a Nice Resume

- Mason Jones has figured prominently in several Arkansas' wins and is having an impressive campaign overall.
- Jones has led the team in both scoring and assists in the same game four times this season (Georgia Tech, Texas State, Florida and Georgia). Overall, he has led the team in scoring 10 times, while leading the team in assists nine times and rebounding three times.
- **Jones ranks second on the team in rebounding (3.9), assists (96) and steals (31) while ranking third in scoring (13.5 - five points shy of second).**
- He has scored a career-high 30 points twice this season versus Mississippi State, making five 3-pointers, and in a home loss to Florida.
- He led the team in scoring (23), rebounding (6) and assists (4) in the win over Georgia.
- While he only scored 10 points at #19 LSU, those final two points – a jumper in the lane with 22 seconds left – gave Arkansas a 90-89 lead to propel the Razorbacks to the win.
- In the Vandy home win, he only scored seven points, but sank two free throws with seven seconds left to give Arkansas a 69-66 lead.
- Jones had a game-high 22 in the Ole Miss win, making 6-of-8 from 3-point range. He scored 16 in the second half.
- At Vandy, Jones scored 16 points with six rebounds, five assists and three steals.
- At Providence, Jones was 4-of-6 from 3-point range and scored a team-best 18 points, adding four assists and four rebounds.

Reg-gie ... Reg-gie ... Chaney becoming Mr. March

- Reggie Chaney had a breakout game in the win at Providence as he scored a career-high 14 points (7-of-9 shooting), had a career-high seven blocked shots, tied a career-high with 28 minutes played and tied his own team-best total with 10 deflections while adding five rebounds.
- In the month of March, Chaney had 25 deflections and is shooting 60.9% (14-of-23) from the field.

Henderson Highlights

- Ethan Henderson also had a breakout game at Providence, taking the "next-man-up" approach Coach Anderson preaches.

	First 32 Gms (played 10)	Game 33 (at PC)
FG-FGA	2-3	3-6
Rebounds	6	5
Points	5	6
Minutes	28	18

Bailey Named to SEC Community Service Team

- Arkansas junior Adrio Bailey was named to the 2019 SEC Community Service Team in a continuing effort to recognize the accomplishments of student-athletes beyond the field of competition by the conference office.
- This marks the 21st year for the SEC Community Service Team for men's basketball.
- Bailey has participated in a number of community service projects sponsored through the University's student-athlete development office, as well as a number of projects specific to the men's basketball team. His service includes, Full Circle Food Pantry donation event, SweatHogs (an elementary program focusing on health and wellness), NWA Arkansas Children's Hospital visit, Arkansas Children's Hospital visit (Little Rock), Shopping with the Razorbacks (raised \$100 from team to take low income family shopping during holidays), Samaritans Feet Shoe distribution event, Fort Bliss basketball clinic for soldiers families, Hoops for Hope (providing food to local families), Martin Luther King Jr. Day of Service project and donation events for flood victims. He also speaks to various groups and individuals that are on campus for a wide variety of reasons, such as junior high groups that are trying to generate interest in higher education and the importance of education.
- Bailey is also a leader on the team as well as in the community. He was voted a captain this year, is a member of Arkansas' Student-Athletic Advisory Committee and serves SEC Men's Basketball Leadership Council.

Gafford Backs Hype

- Daniel Gafford was on four preseason National Player of the Year Watch lists, named to the Sporting News 2019 Midseason All-American team and was a consensus preseason All-SEC pick.
- He is one of 10 finalists for the Kareem Abdul-Jabbar Award and was named first team All-SEC.
- He had nine double-doubles this season. He only had three in 35 games as a freshman.
- Gafford has scored in double figures 28 times and pulled down double digits in rebounds 13 times.
- **Gafford ranks sixth in the NCAA and first in the SEC in field goal percentage (.660) 95 percentage points better than second place.**
- **Gafford is one of two players in the NCAA to shoot at least 60 percent and average at least 15.0 points, 8.0 rebounds and 2.0 blocked shots.**
- **He is one of five players in the NCAA to shoot over 60 percent while averaging over 15 points and 8 rebounds.**
- **Gafford is the only player in the SEC to rank among the league's top 5 (or top 10 for that matter) in scoring (4th, 16.9), rebounding (2nd, 8.7), blocked shots (3rd, 2.03), offensive rebounds (2nd, 2.84) and defensive rebounds (3rd, 5.81).**
- In fact, Gafford is **the only player to rank among the league's top 7** in both offensive and defensive rebounds.
- Gafford was named **SEC Player of the Week** for his play in leading Arkansas to a win over Indiana, scoring a then career-high 27 points and tying a then career-high with 12 rebounds.
- Gafford earned a second **SEC Player of the Week** for his play in leading Arkansas to a wins over Vanderbilt and Alabama. He scored a game-high 20 at Vandy and had a career-high 16 rebounds with 29 points – his second-best career output – versus Alabama.

Gafford Makes Kareem Abdul-Jabbar Top 10

- The Naismith Memorial Basketball Hall of Fame announced on Feb. 8 that Arkansas sophomore Daniel Gafford is one of 10 candidates for the 2019 Kareem Abdul-Jabbar Center of the Year Award.
- The annual honor in its fifth year recognizes the top centers in men's college basketball.
- Also making the top 10 list are 2018-19 Razorback opponents Nico Carvacho (Colorado State) and Charles Bassey (Western Kentucky).

Gafford Named SEC Player of the Week

- After posting career highs and leading the Razorbacks to a win over Indiana, Daniel Gafford was named the SEC Men's Basketball Player of the Week.
- Gafford scored a career-high 27 points and tied his career high with 12 rebounds while adding three blocked shots and two steals. Gafford was most effective in the second half, scoring 19 points, grabbing seven rebounds and getting two steals. In fact, he was 9-for-10 shooting from the field in the period while the rest of the team was just 5-of-23 from the field and scored 16 points.
- Three times in within the final 11 minutes, Indiana took a one-point lead and, each time, Gafford answered to put the Razorbacks back on top. He additionally broke a 63-63 tie with 5:46 left with one of his four dunks on the evening. In the final seconds, Gafford tipped the ball out after a missed shot that led to a Mason Jones rebound and eventual game-winning free throw with 2.5 seconds left.

Gafford Gets 2nd SEC Player of the Week

- Daniel Gafford was named the SEC co-Player of the Week after leading the Razorbacks to two wins and having perhaps his best career game. He shared the honor with South Carolina's Chris Silva.
- Gafford averaged a double-double (24.5 points and 10 rebounds) and led Arkansas to wins at Vanderbilt and versus Alabama to move the Razorbacks up to the ninth seed at next week's SEC Tournament.
- The El Dorado native scored a game-high 20 points at Vanderbilt and game-high 29 versus Alabama. The 36-point win at Vandy marked the second-largest SEC win in Arkansas history. Versus Alabama, Gafford recorded his 10th double-double as he grabbed a career-high 16 rebounds and he scored 29 points, his second-best career output.
- En route to scoring 20 points at Vanderbilt, Gafford only missed three shots (8-of-11) and added four blocked shots.
- Versus Alabama, not only did Gafford have a double-double (11 points and 12 rebounds) in the first half alone, Gafford became just the third player in the NCAA this season to have as many as 29 points, 15 rebounds, two steals and two assists in a game. Gafford's 16 rebounds ties for sixth-most by a Razorback versus SEC competition. He was responsible for Arkansas' first 11 points (scored six and assisted on five) and later scored 10-straight points for Arkansas in the second half.
- With his 16-rebound effort, Gafford reclaimed the SEC lead in rebounds (8.7 average). By shooting 68 percent from the field in the two wins, Gafford not only leads the SEC in field goal percentage (.660) but leads by 91 percentage points over Tennessee's Grant Williams.

Joe Named SEC Player of the Week

- Isaiah Joe was named the Southeastern Conference Men's Basketball Player of the Week. Joe scored 34 points – 17 in each half – and made 10-of-13 shots from 3-point range to lead the Razorbacks to a 121-89 victory over FIU.
- Joe joins Courtney Fortson (Dec. 15, 2009) as the only Razorback freshman to be named SEC Player of the Week.
- The 34 points are second (tied) on the Arkansas all-time list for most points by a freshman in a game. Bobby Portis scored 35 as a freshman versus Alabama in 2014. Scotty Thurman scored 34 twice as a freshman. This was just the seventh time a Razorback freshman has ever scored at least 30 points in a game.
- He is just the fourth Razorback (fifth time in school history) to make at least 10 3-pointers in a game and just the 10th player in SEC history (11th time in league history) to make at least 10 in a game. (Arkansas' Rotnei Clarke had at least 10, 3's twice in his career).
- Joe was 10-for-13 from 3-point range and that .764 percentage ties for the best percentage in SEC history for those that made at least 10 in a game. (Alabama's John Petty was also 10-of-13 last season.)
- After FIU trimmed its deficit to four (24-20) at 8:29 in the first half, Joe drained a 3-pointer and scored 14 points over the next 4:37 to put Arkansas up 20.
- Joe started the game going 1-for-3 from 3-point range. He then made six straight attempts and finished the game making 9-of-his-last-10 from long distance.

Moncrief Enshrined in Hall of Fame; Joins Richardson and Sutton in Hall

- Last March, Arkansas legend Sidney Moncrief was elected to the National Collegiate Basketball Hall of Fame Class of 2018. The ceremony was **Sunday, Nov. 18** in Kansas City. Others being inducted into the class are Arizona's Sean Elliott, Houston's Otis Birdsong, North Carolina's Sam Perkins, Morgan State's Marvin Webster and USC's Paul Westphal will join former Charleston coach John Kresse and former Oregon Tech coach Danny Miles.
- Moncrief is the third Razorback to be inducted into the National Collegiate Basketball Hall of Fame, joining his former

SEASON RECORD WATCH**Arkansas Record - Assists in a Season**

1.	219	Kareem Reid	1996
5.	202	Lee Mayberry	1992
6.	191	Alvin Robertson	1984
7.	183	Kareem Reid	1997
	183	Lee Mayberry	1990
9.	182	JALEN HARRIS	2019

Arkansas Record - 3's Made

1.	110	ISAIAH JOE	2019
2.	102	Scotty Thurman	1995
3.	100	Rotnei Clarke	2010

Arkansas Record - 3's Attempted

1.	264	ISAIAH JOE	2019
2.	249	Pat Bradley	1999

Arkansas Record - 3's Made SEC GAMES ONLY

1.	60	ISAIAH JOE	2019
2.	52	Anthlon Bell	2016
	52	Jannero Pargo	2002

Arkansas Record - 3's Made by a FRESHMAN

1.	110	ISAIAH JOE	2019
2.	83	Rotnei Clarke	2009

SEC Single-Season Record for Three-Point Field Goals Made by Frosh

Player, School - Year	Gms	Made
1. Jamal Murray, Kentucky - 2016	36	113
2. Isaiah Joe, Arkansas - 2019	33	110

NCAA Single-Season Record for Three-Point Field Goals Made by Frosh

Player, School - Year	Gms	Made
1. Antoine Davis, Detroit Mercy - 2019	30	132
2. Stephen Curry, Davidson - 2007	34	122
3. Trae Young, Oklahoma - 2018	32	118
4. Jamal Murray, Kentucky - 2016	36	113
5. Isaiah Joe, Arkansas - 2019	33	110
Tajuan Porter, Oregon - 2007	35	110

SEC Single-Season Record for Three-Point Field Goals Made

1. Marshall Henderson, UM - 2013	138
4. Marshall Henderson, UM - 2013	129
5. BRYCE BROWN, AUBURN - 2019	124
6. Chris Lofton, UT - 2008	118
Michael Frazier, UF - 2014	118
8. Jamel Bradley, SC - 2002	117
Jodie Mee5ks, UK - 2009	117
10. Chris Lofton, UT - 2006	114
11. Jamal Murray, UK - 2016	113
-- Isaiah Joe, Arkansas - 2019	110

2019 POSTSEASON HONORS

FIRST TEAM ALL-SEC - COACHES

Daniel Gafford, Arkansas

PJ Washington, Kentucky
Tremont Waters, LSU
Breein Tyree, Ole Miss
Quinnndary Weatherspoon, Mississippi St.
Chris Silva, South Carolina
Admiral Schofield, Tennessee
Grant Williams, Tennessee

SECOND TEAM ALL-SEC - COACHES

Bryce Brown, Auburn
Jared Harper, Auburn
Nicolas Claxton, Georgia
Tyler Herro, Kentucky
Keldon Johnson, Kentucky
Skylar Mays, LSU
Terence Davis, Ole Miss
Jordan Bone, Tennessee

SEC ALL-FRESHMAN - COACHES

Kira Lewis Jr., Alabama
Isaiah Joe, Arkansas
Andrew Nemhard, Florida
Tyler Herro, Kentucky
Keldon Johnson, Kentucky
Naz Reid, LSU
Reggie Perry, Mississippi State
A.J. Lawson, South Carolina

SEC ALL-DEFENSIVE - COACHES

Donta Hall, Alabama
Daniel Gafford, Arkansas
Ashton Hagans, Kentucky
Tremont Waters, LSU
Chris Silva, South Carolina

"OF THE YEAR" HONORS - COACHES

Coach of the Year: Kermit Davis, Ole Miss
Player of the Year: Grant Williams, Tennessee
Scholar-Athlete of the Year: Skylar Mays, LSU
Freshman of the Year: Keldon Johnson, Kentucky
Sixth-Man of the Year: Hassani Gravett, South Carolina
Co-Defensive Players of the Year: Tremont Waters, LSU
and Ashton Hagans, Kentucky

SEC COMMUNITY SERVICE TEAM

Galin Smith, Alabama
Adrio Bailey, Arkansas
Horace Spencer, Auburn
Kevarrus Hayes, Florida
William "Turtle" Jackson II, Georgia
Jonny David, Kentucky
Skylar Mays, LSU
Terence Davis, Ole Miss
Aric Holman, Mississippi State
Jordan Geist, Missouri
Hassani Gravett, South Carolina
Grant Williams, Tennessee
Chris Collins, Texas A&M
Isaiah Rice, Vanderbilt

FIRST TEAM ALL-SEC - AP

Daniel Gafford, Arkansas

PJ Washington, Kentucky
Tremont Waters, LSU
Quinnndary Weatherspoon, Mississippi State
u-Grant Williams, Tennessee,

SECOND TEAM ALL-SEC - AP

Jordan Bone, Tennessee
Jared Harper, Auburn
Admiral Schofield, Tennessee
Breein Tyree, Mississippi
Chris Silva, South Carolina

"OF THE YEAR" HONORS - AP

Player of the year - Grant Williams, Tennessee
Coach of the year - Kermit Davis, Ole Miss
Newcomer of the year - Tyler Herro, Kentucky

u-unanimous selection



coach Eddie Sutton who was selected in 2011 and Nolan Richardson who entered in 2008. All three Arkansas legends have a banner hanging in the rafters of Bud Walton Arena.

- One of the Arkansas' famed "Triplets", Moncrief ended his career as Arkansas's leader in scoring (he ranks second now behind Todd Day) with 2,066 points from 1976-79. He helped lead Arkansas to two Elite Eight appearances and the 1978 Final Four. A 14-time All-American, Moncrief's name is scattered all through Arkansas' record book and he was named All-Southwest Conference his last three years.
- Moncrief was drafted fifth overall in the 1979 NBA Draft to the Milwaukee Bucks. While in Milwaukee, Moncrief earned All-NBA first team honors once (1983) and second team honors four times (1982-85 and 1986). The five-time All-Star was also named to the NBA's All-Defensive first team four years (1983-86) and second team in 1982, along with earning NBA Defensive Player of the Year honors two seasons (1982-83 and 1983-84).

Cleveland to Participate in NABC Consortium

- The Collegiate Coaching Consortium - a collaboration between AthleticDirectorU, the National Association of Basketball Coaches and the Center For Sports Leadership at VCU - announced that Arkansas assistant coach TJ Cleveland was selected to participate along with 30 other assistant coaches.
- The invitation-only Collegiate Coaching Consortium builds upon the Villa 7 Consortium, which Cleveland was featured five times, to bring together rising basketball coaches and Division I athletic directors to partake in a rigorous multi-day academy that teaches each how to identify, analyze and influence critical organizational processes. The individually-focused curriculum is designed to sharpen the competencies and capabilities that are critical for ensuring success.
- Seven of the coaches who participated in the inaugural Consortium in 2018 went on to become Division I head coaches last offseason.

Anderson Honored by Brandon Burlsworth Foundation

- This past August, University of Arkansas head basketball coach Mike Anderson was honored at the annual Brandon Burlsworth Foundation Legends Dinner. Anderson is the ninth Legend the Burlsworth Foundation has honored.
- Anderson is one of four Division I coaches with 15-plus years of head coaching experience and has never experienced a losing season while being the only coach to accomplish the feat at three different programs. In his first 16 years of being a head coach, Anderson has led his teams to 11 postseason berths, including nine NCAA Tournament appearances, and posted 11, 20-win seasons.
- While his on-court success is evident, Coach Anderson is equally a champion in the community. He created his own Mike Anderson Foundation, which provides funding for programs focused on preventative health care education and assists organizations that offer nutritional support for children. Anderson is active with the Yvonne Richardson Center and Samaritan's Feet. Also, each year at the annual Red-White Game, fans get in free with a canned food item, which helps support the Northwest Arkansas Food Bank. In fact, Anderson has done similar food drives as the head coach at Missouri and UAB as well as assist with Special Olympics at all three stops.

Signee Justice Hill Joins Team

- On Nov. 14, 2018, Arkansas men's head basketball coach Mike Anderson announced Justice Hill signed a National Letter of Intent. Hill graduated high school in December 2018 and, on Jan. 3, 2019, Hill began practicing with the Razorback basketball team.
- Through his junior season, Hill was rated the #3 overall prospect in Arkansas and #36-best point guard in the nation by 247Sports.com ... Named to the 2018 5A All-State basketball team as a junior as he averaged 19.5 points, six assists, four steals and four rebounds.
- Also a standout quarterback for the Little Rock Christian football team and received several FBS football scholarship offers ... Named the **2018-19 Gatorade Arkansas Football Player of the Year** ... Passed for 3,034 yards with 37 touchdowns and 4 interceptions and rushed for 1,000 yards and 21 touchdowns ... **Was the game MVP in leading the Warriors to their first state championship** beating four-time defending champion Pulaski Academy ... In the title game, accounted for 330 yards and four touchdowns.
- Finished second in the 2018 5A state championship in the high jump (6-2) and placed fifth at the state meet in the long jump (21-1.75).



Jonny Gets Scholly

- Junior Jonathan Holmes - better known as Jonny Buckets by the Razorback faithful - was given a scholarship after practice on Thursday (Feb. 7, 2019).
- Holmes was THE ONLY player returning from last year's team to make a 3-pointer, hitting two last season.
- Holmes is a fan favorite, has played in 20 games and scored 17 career points.
- A great teammate and selfless player in practice, Holmes is also a standout student, posting a GPA over 3.0.

<https://twitter.com/RazorbackMBB/status/1093654203795292160>

25th Anniversary


1994 NATIONAL CHAMPIONSHIP



Record: 31-3, 14-2 SEC
NCAA CHAMPION
SEC CHAMPION

NCAA TOURNAMENT RESULTS

RD1	def. North Carolina A&T	94-79
RD2	def. Georgetown	85-73
Sweet 16	def. Tulsa	103-84
Elite 8	def. Michigan	76-68
Final Four	def. Arizona	91-82
Championship	def. Duke	76-72



1993-94 RAZORBACKS

3	Alex Dillard	Bessemer, Ala.
12	Clint McDaniel	Tulsa, Okla.
13	John Engskov	Berryville, Ark.
14	Corey Beck	Memphis, Tenn.
15	Dwight Stewart	Memphis, Tenn.
22	Davor Rimac	Zagreb, Croatia
23	Ken Biley	Pine Bluff, Ark.
24	Ray Biggers	Houston, Texas
30	Scotty Thurman	Ruston, La.
31	Roger Crawford	Birmingham, Ala.
33	Lee Wilson	Waco, Texas
34	Corliss Williamson	Russellville, Ark.
35	Reggie Merritt	Little Rock, Ark.
40	Elmer Martin	Memphis, Tenn.
44	Darnell Robinson	Oakland, Calif.
	Nolan Richardson	Head Coach
	Nolan Richardson III	Assistant Coach
	Mike Anderson	Assistant Coach
	Brad Dunn	Assistant Coach
	Wayne Stehlik	Dir. of Operations
	Dave England	Athletic Trainer



• 2018-19 RECORD BREAKDOWN •
RECORD BREAKDOWN

At Home	11-6
On The Road	5-7
Neutral	1-2
White Uniforms	11-6
White 1994 Throwback Uniforms	1-0
Cardinal Uniforms	5-7
Anthracite Uniforms	0-1
Cardinal/Camo Armed Forces Classic Uniform	0-1

GENERAL

When Arkansas controls the tip	11-6
When opponent controls the tip	5-9
When Arkansas scores first	9-6
When opponent scores first	7-9

LEADS AND DEFICITS

Leading at the half – home	8-2
Leading at the half – road/neutral	5-3
Tied at the half – home	0-0
Tied at the half – road/neutral	0-0
Trailing at the half – home	2-3
Trailing at the half – road/neutral	0-6
Games decided by 5 points or fewer	5-6
Games decided by 10 points or fewer	5-8
Leading with 5:00 left in regulation	12-2
Leading with 2:00 left in regulation	12-2
Overtime games	0-2

OFFENSE

Scoring less than 70 points	1-9
Scoring 70-79 points	9-3
Scoring 80-89 points	2-3
Scoring 90-99 points	3-0
Scoring 100+ points	1-0
2 Players Or Less in Double Figures	1-3
3 Players in Double Figures	3-8
4 Players in Double Figures	8-3
5 Players in Double Figures	2-0
6 Players in Double Figures	1-0
7 Players in Double Figures	0-0
1 Player Scores 20+ Points	6-2
2 Players Score 20+ Points	2-2
When shooting 50 percent or higher	6-1
When shooting less than 50 percent	10-14

REBOUNDING/TURNOVERS

When out-rebounding opponent	5-2
When out-rebounded	11-13
When rebounds are even	0-0
When grabbing 10+ offensive reb	8-9
When forcing 15+ turnovers	10-8
When committing less than 15 turnovers	10-6
When committing 15+ turnovers	6-9

When Top Scorer Is (Includes Ties)

Daniel Gafford	Season: 6-6	Career: 10-7
Mason Jones	Season: 6-3	Career: 6-3
Isaiah Joe	Season: 2-4	Career: 2-4
Jalen Harris	Season: 1-1	Career: 1-1
K. Emery-Simpson	Season: 0-1	Career: 0-1

When Top Rebounder Is (Includes Ties)

Daniel Gafford	Season: 10-13	Career: 24-18
Mason Jones	Season: 2-1	Career: 2-1
Adrio Bailey	Season: 1-1	Career: 2-1
Gabe Osabuohien	Season: 1-0	Career: 1-0
Reggie Chaney	Season: 1-0	Career: 1-0

Months

In November	4-1
In December	5-2
In January	3-5
In February	2-6
In March	3-1

#DUNKPALACE

DUNKS BY PLAYER CAREER '18-19

Daniel Gafford	163	88
Reggie Chaney	17	17
Adrio Bailey	38	17
Jalen Harris	12	12
Gabe Osabuohien	8	5
Isaiah Joe	2	2
Ethan Henderson	2	2
Desi Sills	1	1
TOTALS	241	141

MOST DUNKS IN A HALF 2018-19

6	1st	Montana State (11/21/18)
5	2nd	FIU (12/01/18)
		Austin Peay (12/28/18)

RECORD BY DUNKS 2018-19

5+ Dunks	9-4
4 Dunks	3-5
2-3 Dunks	6-5
1 Dunk	0-1
0 Dunks	0-0

**• DUNKS IN A GAME •
(ANDERSON ERA)**

Dunks	Opponent	Year
12	Samford	2017-18
10	MONTANA STATE	2018-19
9	FIU	2018-19
8	Auburn	2017-18
8	Mississippi State	2012-13
9	FIU	2018-19
7	LSU	2018-19
7	Troy	2017-18
7	Fresno State	2017-18
7	Minnesota	2012-13
7	Alabama A&M	2012-13
7	Northwestern State	2015-16
7	Northwestern State	2014-15
7	Vanderbilt	2014-15

**• DUNKS IN A SEASON •
(ANDERSON ERA)**

Dunks	Year
145	2018-19
124	2017-18
100	2014-15

145 DUNKS IN 33 GAMES (4.4 avg)




2018-19 SEC STANDINGS

THROUGH THURSDAY - MARCH 21 (as of 4 pm CT)



	SEC	PCT.	HOME	AWAY	OVERALL	PCT.	HOME	ROAD	NEUTRAL	STRK
1. LSU	16-2	.889	7-2	9-0	27-6	.818	15-2	9-1	3-3	W1
2. Kentucky	15-3	.833	8-1	7-2	27-6	.818	17-1	8-2	2-3	L1
Tennessee	15-3	.833	9-0	6-3	29-5	.853	18-0	7-3	4-2	L1
4. South Carolina	11-7	.611	7-2	4-5	16-16	.500	11-6	4-8	1-2	L1
Auburn	11-7	.611	7-2	4-5	27-9	.750	15-2	5-6	7-1	W9
6. Mississippi State	10-8	.556	6-3	4-5	23-10	.697	14-3	5-5	4-2	L1
Ole Miss	10-8	.556	5-4	5-4	20-12	.625	11-5	6-5	3-2	L1
8. Florida	9-9	.500	4-5	5-4	19-15	.559	9-6	5-6	5-3	L1
9. Arkansas	8-10	.444	5-4	3-6	18-15	.546	12-6	4-7	1-2	W1
Alabama	8-10	.444	5-4	3-6	18-16	.529	10-5	4-8	4-2	L2
11. Texas A&M	6-12	.333	3-6	3-6	14-18	.438	9-8	4-7	1-3	L1
12. Missouri	5-13	.278	3-6	2-7	15-17	.469	9-7	2-8	4-2	L1
13. Georgia	2-16	.111	1-8	1-8	11-21	.344	8-9	2-9	1-3	L4
14. Vanderbilt	0-18	.000	0-9	0-9	9-23	.281	8-10	1-11	0-2	L20

AP (3/18)

1 Duke (58)	29-5	1,592
2 Virginia (5)	29-3	1,497
3 North Carolina	27-6	1,453
4 Gonzaga (1)	30-3	1,398
5 Michigan State	28-6	1,382
6 TENNESSEE	29-5	1,270
7 KENTUCKY	27-6	1,232
8 Michigan	28-6	1,146
9 TEXAS TECH	26-6	1,033
10 Florida State	27-7	1,017
11 Houston	31-3	933
12 LSU	26-6	886
13 Purdue	23-9	727
14 AUBURN	26-9	665
15 Buffalo	31-3	608
16 Virginia Tech	24-8	595
17 Kansas	25-9	590
18 Kansas State	25-8	529
19 Wofford	29-4	385
20 Nevada	29-4	361
21 Wisconsin	23-10	339
22 Cincinnati	28-6	335
23 Villanova	25-9	306
24 Iowa State	23-11	245
25 Utah State	28-6	73

RECEIVING VOTES: Marquette 63, Maryland 55, **MISSISSIPPI ST. 35**, Murray St. 12, New Mexico St. 11, UCF 9, Louisville 8, VCU 4, Seton Hall 3, Old Dominion 2, Liberty 1.

USA TODAY COACHES (3/18)

1 Duke (25)	29-5	744
2 Virginia (1)	29-3	701
3 Gonzaga (3)	30-3	667
4 North Carolina	27-6	666
5 TENNESSEE (1)	29-5	636
6 Michigan State	28-6	598
7 KENTUCKY	27-6	565
8 Michigan	28-6	538
9 Houston	31-3	494
10 TEXAS TECH	26-6	454
11 Florida State	27-7	453
12 LSU	26-6	370
13 Purdue	23-9	356
14 Kansas State	25-8	297
15 Virginia Tech	24-8	285
16 Buffalo	31-3	278
17 Kansas	25-9	273
18 AUBURN	26-9	213
19 Wofford	29-4	191
20 Nevada	29-4	182
21 Wisconsin	23-10	170
22 Villanova	25-9	151
23 Iowa State	23-11	141
24 Cincinnati	28-6	134
25 Utah State	28-6	48
Marquette	24-9	48

RECEIVING VOTES: Maryland 31; **MISSISSIPPI STATE 24**; Seton Hall 7; Arizona State 6; Murray State 6; VCU 5; Washington 4; Louisville 3; Central Florida 3; Oregon 2; UC Irvine 2; Liberty 2; **FLORIDA 2**.

ARKANSAS IN THE RANKINGS

WEEK	AP	COACH	NET
Preseason	--	--	NA
Nov. 12	--	--	NA
Nov. 19	RV (1)	--	59
Nov. 26	RV (6)	RV (1)	53
Dec. 3	RV (3)	--	36
Dec. 10	--	--	60
Dec. 17	--	--	64
Dec. 24	--	--	95
Dec. 31	--	--	84
Jan. 7	--	--	71
Jan. 14	--	--	75
Jan. 21	--	--	84
Jan. 28	--	--	69
Feb. 4	--	--	57
Feb. 11	--	--	62
Feb. 18	--	--	71
Feb. 25	--	--	77
Mar. 4	--	--	73
Mar. 11	--	--	64
Mar. 17	--	--	65
FINAL			

The last time Arkansas was ranked in the AP Poll...

Top 25:	#22	01/01/18
Top 15:	#15	11/14/00
Top 10:	#6	1995 Final Poll
Top 5:	#5	03/07/95
No. 1:	#1	'94-95 Preseason



UPPER LEFT BRACKET

CT

(1) UNCG vs. (5) Lipscomb (ESPN) 3/23 1:00 pm
(2) NC State vs. (6) Harvard (ESPN) 3/24 6:30 pm

LOWER LEFT BRACKET

CT

(1) **INDIANA VS. (5) ARKANSAS** (ESPN) 3/23 11:00 AM
(2) Clemson vs. (6) Wichita St (ESPN) 3/24 1:00 pm

UPPER RIGHT BRACKET

CT

(4) Colorado vs. (8) Norfolk St. (ESPN2) 2/25 8:00 pm
(2) Texas vs. (3) Xavier (ESPN) 3/24 3:00 pm

LOWER RIGHT BRACKET

CT

(1) TCU vs. (4) Nebraska (ESPN) 3/24 8:30 pm
(2) Creighton vs. (3) Memphis (ESPN) 3/22 8:30 pm

#PROHOGS

37

» Arkansas has had 37 all-time NBA Draft selections from 35 different players in program history.

16

» The Razorbacks have 16 All-Star game appearances by Joe Johnson (7), Sidney Moncrief (5) and Alvin Robertson (4).

12

» Arkansas has 12 first round NBA Draft picks in program history with Sidney Moncrief going No. 5 overall in 1979.

#PROHOGS

Arkansas has had 29 former players go on to play in the NBA and three are currently on active rosters. Also, Corliss Williamson, currently with Phoenix, is in his sixth season as an assistant coach in the NBA.

Player	Team	Yrs	Draft Class
Patrick Beverley	Clippers	7th	2009 - 42nd (LAC)
Daryl Macon *	Mavericks	1st	2018-FA
Bobby Portis	Wizards	4th	2015 - 22nd (CHI)

* - signed two-way contract with the Mavericks and their G League affiliate Texas Legends.

G League

Jaylen Barford	Greensboro Swarm	1st Year
Dusty Hannahs	Memphis Hustle	2nd Year
Michael Qualls	Wisconsin Herd	2nd Year

ARKANSAS IN THE 2018-19 NCAA/SEC

(Through Games of March 20, 2019)



TEAM IN THE NCAA/SEC	NCAA	SEC	NO.
3-pt Field Goal Attempts (351 ranked)	171	7	725
Assist Turnover Ratio (351 ranked)	72	2	1.21
Assists Per Game (351 ranked)	21	2	16.1
Blocked Shots Per Game (350 ranked)	13	4	5
Defensive Rebounds per Game (351 ranked)	304	12	23.39
Fewest Fouls (351 ranked)	336	14	674
Fewest Turnovers (351 ranked)	234	8	439
Field-Goal Percentage (351 ranked)	150	6	44.8
Field-Goal Percentage Defense (351 ranked)	97	6	42.4
Free Throw Attempts (351 ranked)	36	2	749
Free Throws Made (351 ranked)	63	5	500
Free-Throw Percentage (351 ranked)	307	13	66.8
Offensive Rebounds Per Game (351 ranked)	158	12	10.21
Personal Fouls Per Game (351 ranked)	330	14	20.4
Rebound Margin (351 ranked)	330	14	-4.6
Scoring Defense (351 ranked)	209	12	72.6
Scoring Margin (351 ranked)	126	8	3.2
Scoring Offense (350 ranked)	95	6	75.7
Steals Per Game (350 ranked)	21	3	8.2
Three Pt FG Defense (351 ranked)	128	6	33.5
Three-Point Field Goals Per Game (351 ranked)	187	6	7.6
Three-Point Field-Goal Percentage (351 ranked)	162	8	34.6
Total 3-point FGM (351 ranked)	176	6	251
Total Assists (351 ranked)	23	2	532
Total Blocks (350 ranked)	10	4	166
Total Rebounds (351 ranked)	229	13	1,109
Total Rebounds Per Game (351 ranked)	273	13	33.61
Total Steals (351 ranked)	23	3	270
Turnover Margin (347 ranked)	28	2	3.1
Turnovers Forced (351 ranked)	13	2	16.36
Turnovers Per Game (351 ranked)	213	7	13.3
Won-Lost Percentage (351 ranked)	142	8	54.5

RAZORBACKS IN THE NCAA/SEC

PLAYER	NCAA	SEC	NO.
3-pt Field Goal Attempts (247 ranked)	Isaiah Joe	25	2 264
	Mason Jones	149	6 203
Assist Turnover Ratio (250 ranked)	Jalen Harris	16	2 2.8
Assists Per Game (250 ranked)	Jalen Harris	36	4 5.5
Blocked Shots Per Game (249 ranked)	Daniel Gafford	36	3 2.03
	Reggie Chaney	120	12 1.36
Defensive Rebounds per Game (250 ranked)	Daniel Gafford	98	3 5.81
Double Doubles (205 ranked)	Daniel Gafford	58	3 10
Field-Goal Percentage (250 ranked)	Daniel Gafford	6	1 66
Free Throw Attempts (248 ranked)	Daniel Gafford	69	4 193
Free Throws Made (248 ranked)	Daniel Gafford	175	9 114
	Mason Jones	189	10 111
Free-Throw Percentage (250 ranked)	Mason Jones	162	8 79.9
Minutes Per Game (250 ranked)	--	--	--
Offensive Rebounds Per Game (250 ranked)	Daniel Gafford	62	2 2.84
Points Per Game (250 ranked)	Daniel Gafford	143	4 16.9
Rebounds Per Game (250 ranked)	Daniel Gafford	55	2 8.7
Steals Per Game (250 ranked)	Isaiah Joe	140	10 1.55
Three-Point Field Goals Per Game (248 ranked)	Isaiah Joe	18	2 3.33
	Mason Jones	195	6 2.27
Three-Point Field-Goal Percentage (121 ranked)	Isaiah Joe	32	1 41.7
Total 3-point FGM (250 ranked)	Isaiah Joe	12	2 110
	Mason Jones	160	6 75
Total Assists (246 ranked)	Jalen Harris	29	3 182
Total Blocks (245 ranked)	Daniel Gafford	35	3 65
	Reggie Chaney	110	12 45
Total Field Goal Attempts (250 ranked)	--	--	--
Total Field Goals Made (250 ranked)	Daniel Gafford	64	2 214
Total Minutes (250 ranked)	--	--	--
Total Points (250 ranked)	Daniel Gafford	145	6 542
Total Rebounds (246 ranked)	Daniel Gafford	51	2 277
Total Steals (246 ranked)	Isaiah Joe	119	10 51
Triple Doubles (3 ranked)	--	--	--

Versus 2018-19 Opponents

NON-CONFERENCE

SCHOOL	GMS PLAYED	SERIES RECORD	H	A	N	LAST MEETING
AUSTIN PEAY	4	ARKANSAS LEADS, 4-0	4-0	-	-	H - W, 76-65 (12/28/18)
UC DAVIS	2	ARKANSAS LEADS, 2-0	2-0	-	-	H - W, 81-58 (11/12/18)
COLORADO STATE	2	ARKANSAS LEADS, 2-0	1-0	1-0	-	A - W, 98-74 (12/05/18)
FIU	1	ARKANSAS LEADS, 1-0	1-0	-	-	H - W, 121-89 (12/01/18)
GEORGIA TECH	6	ARKANSAS TRAILS, 1-5	0-1	0-2	1-2	H - L, 65-69 (12/19/18)
INDIANA	3	ARKANSAS LEADS, 2-1	1-0	0-1	1-0	H - W, 73-72 (11/18/18)
MONTANA STATE	1	ARKANSAS LEADS, 1-0	1-0	-	-	H - W, 90-68 (11/21/18)
PROVIDENCE	4	SERIES TIED, 2-2	1-0	1-1	0-1	A - W, 84-72 (03/19/19)
TEXAS	155	ARKANSAS LEADS, 87-68	46-21	27-43	14-4	N - L, 73-71 OT (11/09/18)
UT ARLINGTON	8	ARKANSAS LEADS, 8-0	6-0	1-0	1-0	H - W, 78-60 (11/23/18)
UT SAN ANTONIO	6	ARKANSAS LEADS, 6-0	3-0	1-0	2-0	H - W, 79-67 (12/15/18)
TEXAS STATE	4	ARKANSAS LEADS, 4-0	4-0	-	-	H - W, 73-70 (12/22/18)
TEXAS TECH	79	ARKANSAS TRAILS, 39-40	24-11	11-24	4-5	A - L, 64-67 (01/26/19)
WESTERN KENTUCKY	7	ARKANSAS LEADS, 4-3	0-2	0-1	4-0	H - L, 77-78 (12/08/18)

SOUTHEASTERN CONFERENCE

SCHOOL	GMS PLAYED	SERIES RECORD	H	A	N	LAST MEETING
ALABAMA	62	ARKANSAS LEADS, 34-28	19-6	7-20	8-2	H - W, 82-70 (03/09/19)
• SEC ONLY	52	ARKANSAS LEADS, 27-25				
AUBURN	53	ARKANSAS LEADS, 34-19	21-5	12-14	1-1	A - L, 56-79 (02/20/19)
• SEC ONLY	52	ARKANSAS LEADS, 34-18				
FLORIDA	37	ARKANSAS TRAILS, 12-25	8-7	2-13	2-5	N - L, 50-66 (03/14/19)
• SEC ONLY	37	ARKANSAS TRAILS, 12-25				
GEORGIA	38	ARKANSAS LEADS, 23-15	11-3	6-9	6-3	H - W, 70-60 (01/29/19)
• SEC ONLY	38	ARKANSAS LEADS, 23-15				
KENTUCKY	43	ARKANSAS TRAILS, 11-32	7-7	3-15	1-10	A - L, 66-70 (02/27/19)
• SEC ONLY	38	ARKANSAS TRAILS, 11-27				
LSU	67	ARKANSAS LEADS, 36-31	19-8	12-17	5-6	A - W, 90-89 (02/02/19)
• SEC ONLY	58	ARKANSAS LEADS, 32-26				
OLE MISS	81	ARKANSAS LEADS, 48-33	16-11	8-20	24-2	H - W, 74-73 (03/02/19)
• SEC ONLY	53	ARKANSAS TRAILS, 26-27				
MISSISSIPPI STATE	62	ARKANSAS LEADS, 33-29	21-7	7-21	5-1	H - L, 67-77 (02/16/18)
• SEC ONLY	53	ARKANSAS LEADS, 28-25				
MISSOURI	51	ARKANSAS LEADS, 27-24	16-9	10-15	1-0	A - L, 78-79 (02/12/19)
• SEC ONLY	13	ARKANSAS LEADS, 8-6				
SOUTH CAROLINA	34	ARKANSAS LEADS, 20-14	11-4	6-8	3-2	A - L, 65-77 (02/09/19)
• SEC ONLY	34	ARKANSAS LEADS, 20-14				
TENNESSEE	41	ARKANSAS TRAILS, 20-21	10-4	4-12	6-5	A - L, 87-106 (01/15/19)
• SEC ONLY	37	ARKANSAS TRAILS, 17-20				
TEXAS A&M	159	ARKANSAS LEADS, 103-56	57-15	39-37	7-4	H - L, 80-87 (02/23/19)
• SEC ONLY	12	ARKANSAS LEADS, 7-5				
VANDERBILT	38	ARKANSAS LEADS, 26-12	15-3	7-8	4-1	A - W, 84-48 (03/06/19)
• SEC ONLY	36	ARKANSAS LEADS, 25-11				

Did You Know...

IN HIS 17 YEARS AS A HEAD COACH, MIKE ANDERSON'S TEAMS HAVE:

- RANKED AMONG THE NCAA TOP 30 IN STEALS 14 TIMES, INCLUDING FIRST FOUR TIMES AND 8 TIMES IN THE TOP 10.
- RANKED AMONG THE NCAA TOP 30 IN TURNOVER MARGIN 10 TIMES, INCLUDING FIVE TIMES IN THE TOP 5.
- RANKED AMONG THE NCAA TOP 30 IN ASSISTS PER GAME 8 TIMES, INCLUDING FIRST ONCE.
- RANKED AMONG THE NCAA TOP 30 IN SCORING OFFENSE 7 TIMES.
- RANKED AMONG THE NCAA TOP 30 IN BLOCKED SHOTS PER GAME 7 TIMES OVER THE 9 SEASONS.
- RANKED AMONG THE NCAA TOP 30 IN ASSIST-TO-TURNOVER RATIO 6 TIMES OVER THE LAST 12 SEASONS.

NOTE: NOT ALL ABOVE STATS WERE KEPT BY NCAA EVERY YEAR



0 DESI SILLS

G, Fr., 6-2, 196 | Jonesboro, Ark. / Jonesboro HS

- Due to his "blue-collar" style, started last seven games and started second half prior to that at Auburn and solidified his spot as a starter over the last seven.
- **In his seven starts**, has scored double figures three times, including a career high 15 points at Kentucky and made three 3-pointers three times ... Had career-high three steals vs. Ole Miss ... Made 3-of-3 from 3-pt range, scored 11 and had four assists at Vandy ... **Is shooting 63.6 percent from 3-point range** (14-of-22), 48.7 percent from the field (19-of-39).
- Was the sub off the bench (solo or tied) in 13 of the first 25 games prior to getting starting role.

2018-19 (Fr.) HIGHLIGHTS:

- Established then career-highs in scoring in four straight games: 7 vs FIU, 8 at Colorado State, 9 vs Western Kentucky and 9 again versus UTSA.
- As part of his nine points versus Western Kentucky, scored six straight over two minutes in the second half to tie the game at 62-62 (8:35 mark) and made a free throw to tie game at 70-70 with 4:32 left.
- Although he did not score in the win over Austin Peay, he was one of the top-graded players for the game ... Played a season-high 24 minutes, had five assists, two rebounds and tied a season-high with two steals ... Added three deflections.
- Had break-out game in the win at Texas A&M, establishing a season-high 14 points ... 13 of those points came in the first half, including eight straight at one spell, to lead the Razorbacks to a 33-32 halftime lead.
- Hit a 3-pointer to cut Arkansas deficit to two, 12-10, versus Georgia. It was his first 3-pointer made since he scored a career-high 14 at Texas A&M (Jan. 5), snapping an 0-for-7 drought from long-range.
- Had five assists and no turnovers in 18 minutes versus LSU.
- Versus Vanderbilt, had three assists.
- Started the second half at Auburn ... Made (5) and took (8) career high free throws ... Had a career-high four rebounds ... Played 23 minutes, his most in SEC game ... Added a team-high three assists.
- Earned first career start vs. Texas A&M (2/23) and scored seven points on 3-of-6 shooting, including the game's first points – a 3-pointer from the top of the key.
- At Kentucky, **scored career high with 15 points** (making 3-of-5 3-pointers and 4-of-4 at the line ... Made back-to-back 3-pointers to start the second half and gave Arkansas its largest lead of the game (15 points).
- * In the Ole Miss win, had a career-high three steals as well as a career-high five deflections.
- At Vandy, made 3-of-3 from 3-pt range, scored 11 points and had four assists..
- Scored 11 versus Alabama, making 3-of-5 from 3-point range.
- At Providence, hit the Razorbacks' first 3-pointer from the FIBA distance as Arkansas started the game 5-of-5 ... Finished 2-of-4 from distance and played second-most career minutes (27).



#0 DESI SILLS 2018-19 GAME STATS

Opponent	Date	GS	Min	FG	FGA	Pct	3FG	3A	Pct	FT	FTA	Pct	O	D	Tot	Avg	PF	FO	A	TO	Blk	Stl	Pts	Avg
vs Texas	11/09/18	16	1	2	.500	1	1	1.000	0	0	.000	0	1	1	1.0	2	0	0	0	0	0	3	3.0	
UC DAVIS	11/12/18	15	1	2	.500	0	0	.000	0	0	.000	0	1	1	1.0	4	0	0	2	0	0	2	2.5	
INDIANA	11/18/18	11	0	2	.000	0	1	.000	2	21.000	0	1	1	1.0	1	0	2	1	0	1	2	2.3		
MONTANA STATE	11/21/18	16	2	5	.400	1	4	.250	0	1	.000	0	1	1	1.0	3	0	5	1	0	2	5	3.0	
UT ARLINGTON	11/23/18	15	1	3	.333	0	2	.000	1	3	.333	1	0	1	1.0	1	0	2	4	0	1	3	3.0	
FIU	12/01/18	19	3	4	.750	0	1	.000	1	2	.500	1	2	3	1.3	3	0	6	3	0	1	7	3.7	
at Colorado State	12/05/18	16	2	3	.667	2	3	.667	2	21.000	0	1	1	1.3	3	0	2	0	0	0	8	4.3		
WESTERN KENTUCKY	12/08/18	16	4	6	.667	0	2	.000	1	2	.500	0	2	2	1.4	1	0	0	0	0	1	9	4.9	
vs UTSA	12/15/18	18	2	4	.500	1	2	.500	4	41.000	0	1	1	1.3	1	0	0	1	0	1	9	5.3		
GEORGIA TECH	12/19/18	11	2	3	.667	2	2	1.000	0	0	.000	1	1	2	1.4	1	0	0	3	0	0	6	5.4	
TEXAS STATE	12/22/18	16	0	0	.000	0	0	.000	0	0	.000	0	0	0	1.3	2	0	2	1	0	0	0	4.9	
AUSTIN PEAY	12/28/18	24	0	3	.000	0	1	.000	0	1	.000	1	2	3	1.4	3	0	5	2	0	2	0	4.5	
at Texas A&M	01/05/19	18	5	9	.556	3	6	.500	1	2	.500	1	0	1	1.4	3	0	1	3	0	0	14	5.2	
FLORIDA	01/09/19	18	0	3	.000	0	2	.000	0	0	.000	0	0	0	1.3	3	0	0	2	0	0	0	4.9	
LSU	01/12/19	18	0	4	.000	0	2	.000	0	1	.000	0	1	1	1.3	1	0	5	0	0	0	0	4.5	
at Tennessee	01/15/19	10	1	11.000	0	0	.000	0	0	.000	0	0	0	1.2	1	0	1	0	0	0	2	4.4		
at Ole Miss	01/19/19	7	0	0	.000	0	0	.000	2	21.000	0	0	0	1.1	1	0	0	3	0	0	2	4.2		
MISSOURI	01/23/19	20	3	5	.600	0	0	.000	2	3	.667	2	1	3	1.2	3	0	1	3	0	1	8	4.4	
at Texas Tech	01/26/19	8	0	1	.000	0	1	.000	1	2	.500	0	2	2	1.3	1	0	0	2	0	0	1	4.3	
GEORGIA	01/29/19	18	1	6	.167	1	4	.250	0	0	.000	0	1	1	1.3	2	0	1	0	0	1	3	4.2	
at LSU	02/02/19	8	0	0	.000	0	0	.000	0	0	.000	0	1	1	1.2	2	0	1	2	0	0	0	4.0	
VANDERBILT	02/05/19	10	0	1	.000	0	0	.000	2	21.000	0	0	0	1.2	0	0	3	1	0	0	2	3.9		
at South Carolina	02/09/19	7	0	1	.000	0	0	.000	0	0	.000	0	1	1	1.2	0	0	2	1	0	0	0	3.7	
at Missouri	02/12/19	16	0	1	.000	0	0	.000	3	4	.750	0	0	0	1.1	2	0	1	1	0	1	3	3.7	
MISSISSIPPI STATE	02/16/19	9	0	1	.000	0	0	.000	0	0	.000	0	0	0	1.1	0	0	2	0	0	1	0	3.6	
at Auburn	02/20/19	23	2	5	.400	0	1	.000	5	8	.625	2	2	4	1.2	2	0	3	1	0	0	9	3.8	
TEXAS A&M	02/23/19 *	21	3	6	.500	1	2	.500	0	0	.000	1	0	1	1.2	3	0	0	2	0	0	7	3.9	
at Kentucky	02/26/19 *	29	4	8	.500	3	5	.600	4	41.000	0	0	0	1.1	1	0	0	1	0	1	15	4.3		
OLE MISS	03/02/19 *	22	2	6	.333	1	2	.500	0	0	.000	0	2	2	1.2	2	0	1	2	0	3	5	4.3	
at Vanderbilt	03/06/19 *	23	3	5	.600	3	3	1.000	2	4	.500	1	1	2	1.2	1	0	4	2	0	1	11	4.5	
ALABAMA	03/09/19 *	24	4	7	.571	3	5	.600	0	0	.000	0	3	3	1.3	2	0	2	1	0	0	11	4.7	
vs Florida	3/14/19 *	21	1	2	.500	1	1	1.000	3	4	.750	1	0	1	1.3	5	1	1	2	0	1	6	4.8	
at Providence	3/19/19 *	27	2	5	.400	2	4	.500	2	21.000	0	0	0	1.2	3	0	3	3	0	1	8	4.9		
Totals		7	550	49	114	.430	25	57	.439	38	55	.691	12	28	40	1.2	63	1	56	50	0	20	161	4.9

DESI SILLS CAREER STATISTICS

Year	GP	GS	Min	Avg	FG	FGA	Pct	3FG	3FGA	Pct	FT	FTA	Pct	Off	Def	Tot	Avg	PF	FO	Ast	TO	Blk	Stl	Pts	Avg
2018-19	33	7	550	16.7	49	114	.430	25	57	.439	38	55	.691	12	28	40	1.2	63	1	56	50	0	20	161	4.9

• PERSONAL BESTS •

POINTS	SEC ONLY
Season: 15 at Kentucky (02/26/19)	15 at Kentucky (02/26/19)
Career: --	--
FG MADE	SEC ONLY
Season: 5 at Texas A&M (01/05/19)	5 at Texas A&M (01/05/19)
Career: --	--
FG ATTEMPTED	SEC ONLY
Season: 9 at Texas A&M (01/05/19)	9 at Texas A&M (01/05/19)
Career: --	--
3-POINT FG MADE	SEC ONLY
Season: 3 (4x) last vs Alabama (03/09/19)	3 (3x) last at Alabama (03/09/19)
Career: --	--
3-PT FG ATTEMPTS	SEC ONLY
Season: 6 at Texas A&M (01/05/19)	6 at Texas A&M (01/05/19)
Career: --	--
FT MADE	SEC ONLY
Season: 5 at Auburn (02/21/19)	45 at Auburn (02/21/19)
Career: --	--
FT ATTEMPTED	SEC ONLY
Season: 8 at Auburn (02/21/19)	8 at Auburn (02/21/19)
Career: --	--
REBOUNDS	SEC ONLY
Season: 4 at Auburn (02/21/19)	4 at Auburn (02/21/19)
Career: --	--
ASSISTS	SEC ONLY
Season: 6 vs. LSU (01/12/19)	5 vs. LSU (01/12/19)
Career: --	--
STEALS	SEC ONLY
Season: 3 vs. Ole Miss (02/02/19)	3 vs. Ole Miss (02/02/19)
Career: --	--
BLOCKED SHOTS	SEC ONLY
Season: --	--
Career: --	--
MINUTES	SEC ONLY
Season: 29 at Kentucky (02/26/19)	29 at Kentucky (02/26/19)
Career: --	--



1 ISAAH JOE

G, Fr., 6-5, 167 | Fort Smith, Ark. / Fort Smith Northside HS

- SEC ALL-FRESHMAN TEAM - USBWA ALL-DISTRICT VII
- SET SCHOOL RECORD FOR 3-POINTERS MADE IN A SEASON (110).
- 5TH IN NCAA HISTORY FOR 3'S MADE IN A SEASON BY FROSH (110).
- NAMED SEC PLAYER OF THE WEEK (Dec. 3) ... 34 points and made 10-of-13 3-pointers vs. FIU.
- LEADS SEC IN 3PT% (.417) AND RANKS SECOND 3-PT MADE (3.33 & 110 TOTAL)
- 2nd Among ALL NCAA FRESHMEN IN 3's Made (3.33 avg. and 110 total) and Pct. (.417)
- Has led the team in scoring in seven times:
- 34 vs FIU | 19 vs WKU | 21 vs UTSA | 23 at Tennessee | 23 vs. Missouri | 14 at Auburn | 19 at Kentucky
- HE PLAYS "D" TOO: Leads team in steals (51) and by taking 26 charges ... Has a steal in 26 of 33 gms

• Has made 3-plus 3's in a game 19 times this season and at least one in 31 of 33.

IN THE NCAA / SEC

- 12th in NCAA 2nd in SEC 3-pt made (110 made)
- 18th in NCAA 2nd in SEC 3-pt FG made (3.33/gm)
- 32nd in NCAA 1st in SEC 3-pt FG% (.414)
- 25th in NCAA 2nd in SEC 3-pt FG attempts (264)
- 140th in NCAA 10th in SEC Steals (1.55 spg)
- 14th in SEC Scoring (13.9)

AMONG NCAA/SEC FROSH

- 2nd among NCAA Frosh (Antoine Davis - Detroit Mercy, 132 - NCAA FROSH RECORD)
- 2nd among NCAA Frosh (Antoine Davis - Detroit Mercy, 4.40)
- 2nd among NCAA Frosh (1st is Tyson Cameron - Idaho, .429)
- 2nd among SEC Frosh (UK's Ashton Hagans leads SEC Fr, at 1.8)
- 2nd among SEC Frosh (UK's Tyler Herro leads SEC Fr, at 14.2)



2018-19 (Fr.) HIGHLIGHTS:

- Named to the SEC ALL-FRESHMAN TEAM ... Looking to join Tennessee's Chris Lofton (2005) as only freshmen to led SEC in 3-pointers made and percentage ... Will set SEC frosh record for 3's made/game.
- Scored 17 in his collegiate debut versus Texas, making 5-of-8 from 3-point range ... Struggled early versus UC Davis, but finished with 14 points with five rebounds and three steals ... Versus Montana State, was just 2-of-10 from 3-point range, he posted had five assists and five steals ... Named SEC Player of the Week (12/3) ... Scored career-high 34 points - 17 in each half - and made 10-of-13 shots from 3-point range to lead the Razorbacks to a 121-89 victory over FIU ... The 34 points are second (tied) on the Arkansas all-time list for most points by a freshman ... Just the fourth Razorback (fifth in school history) and just 10th player in SEC history (11th in league history) to make at least 10 in a game. ... After FIU trimmed its deficit to four (24-20) at 8:29 in the first half, Joe drained a 3-pointer and scored 14 points over the next 4:37 to put Arkansas up 20 ... Made six straight and finished the game making 9-of-his-last-10 from long distance ... Scored game-high 21 points versus UTSA, making 5-of-6 from 3-point range and was 6-of-6 at the line inside the final minute ... Only got one rebound, but it proved key ... On a missed Arkansas free throw, Joe got the rebound and was intentionally fouled ... Made those two free throws and two more on the ensuing possession to put the Razorbacks up 10 with 27 seconds left ... Double-digit streak nearly ended vs. Texas State, but he was 7-of-8 from the free throw line with a 3-pointer to score 10 ... Was 6-of-7 at the line inside the final minute ... Got off to a hot start versus Austin Peay, making 4-of-5 from 3-point range and scoring 12 of his 15 points ... Added five steals vs. the Governors ... Broke out of a 2-for-10 dry spell from 3-point range over two games to lead the Hogs with 23 points at #3 Tennessee, making 7-of-13 from 3-point range ... Added four rebounds and two steals ... He and Missouri's Mark Smith (the two rank 1-2 in SEC 3-point shooting) did not disappoint ... Joe was 7-of-12 from 3-point range and Smith was 6-of-11, scoring 23 and 22 respectively. ... Joe added three steals ... At #19 LSU, scored 18 in the win ... Only had three points in first half, scored 15 in the second ... Started 2nd half with a 3-pointer ... Stopped a 7-0 Tiger run by hitting back-to-back 3-pointers (11:31 left and 10:33) for a 17-point lead ... When LSU cut lead to single-digits with 7:08 left, Joe hit a jumper for 11-point lead ... After LSU took first lead of the 2nd half (85-84 with 3:39 left), Joe sank 2 FT to give Arkansas the lead again ... Versus Vanderbilt at home, scored 18 (6-of-10 3PT FG) and tied career high with five assists ... Made 3-pointers on 4 of Arkansas' last 5 possessions of the first half to cut deficit to one, 35-34, at halftime ... At Missouri, broke the school record for 3-pointers made in a season by making four (to give him 86 at the time - previous record was 83) ... Finished with 17 points, adding four rebounds, two steals and a charge taken ... Scored 20 versus Texas A&M as he established career highs in rebounds (6), free throws made (8) and free throws attempted (9) ... Led Arkansas with 19 points at #4 Kentucky, including 16 in the first half ... Drained 5-of-7 from 3-point range ... Tied season-high with seven deflections and had three assists with one steal ... Had a career-high two blocked shots in Ole Miss win ... Added two assists and a steal while hitting two 3's to give him an even 100 for the season ... Battled foul trouble at Vanderbilt, but made four 3's to become school's single-season leader in the category, with 104 ... Hit 3's on back-to-back possessions to tie and set record in the second half ... Versus Alabama, had a career-high six steals and tied career-high with six rebounds ... The six steals ties for third on the school's single-game list vs. SEC competition ... Had 13 points and five rebounds at Providence.

#1 ISAAH JOE 2018-19 GAME STATS

Opponent	Date	GS	Min	FG	FGA	Pct	3FG	3A	Pct	FT	FTA	Pct	O	D	Tot	Avg	PF	FO	A	TO	Blk	Stl	Pts	Avg	
vs Texas	11/09/18	*	34	6	10	.600	5	8	.625	0	0	.000	0	2	2	2.0	4	0	0	1	0	0	17	17.0	
UC DAVIS	11/12/18	*	27	4	7	.571	2	5	.400	4	6	.667	1	4	5	3.5	1	0	2	3	0	3	14	15.5	
INDIANA	11/18/18	*	33	5	15	.333	3	11	.273	0	0	.000	0	2	2	3.0	0	0	3	1	0	1	13	14.7	
MONTANA STATE	11/21/18	*	27	4	13	.308	2	10	.200	0	0	.000	1	2	3	3.0	1	0	5	2	0	5	10	13.5	
UT ARLINGTON	11/23/18	*	26	3	9	.333	2	5	.400	2	2	1.000	1	2	3	3.0	3	0	3	1	0	1	10	12.8	
FIU	12/01/18	*	28	11	14	.786	10	13	.769	2	2	1.000	0	1	1	2.7	2	0	3	1	0	0	34	16.3	
at Colorado State	12/05/18	*	23	5	12	.417	4	9	.444	0	0	.000	1	1	2	2.6	3	0	1	1	0	0	14	16.0	
WESTERN KENTUCKY	12/08/18	*	31	6	13	.462	5	10	.500	2	5	.400	0	3	3	2.6	0	0	1	0	0	1	19	16.4	
vs UTSA	12/15/18	*	30	5	9	.556	5	6	.833	6	6	1.000	1	0	1	2.4	2	0	0	3	0	1	21	16.9	
GEORGIA TECH	12/19/18	*	31	5	17	.294	3	12	.250	0	0	.000	1	2	3	2.5	0	0	3	2	0	0	13	16.5	
TEXAS STATE	12/22/18	*	30	1	6	.167	1	5	.200	7	8	.875	1	2	3	2.5	2	0	0	0	0	3	10	15.9	
AUSTIN PEAY	12/28/18	*	21	4	9	.444	4	7	.571	3	5	.600	0	0	0	2.3	4	0	1	1	0	5	15	15.8	
at Texas A&M	01/05/19	*	27	3	8	.375	3	7	.429	2	4	.500	0	2	2	2.3	2	0	1	1	0	1	11	15.5	
FLORIDA	01/09/19	*	35	2	10	.200	2	9	.222	0	1	.000	0	3	3	2.4	2	0	3	3	1	1	6	14.8	
LSU	01/12/19	*	34	2	5	.400	0	1	.000	1	2	.500	2	3	5	2.5	4	0	2	2	0	1	5	14.1	
at Tennessee	01/15/19	*	30	7	15	.467	7	13	.538	2	2	1.000	2	2	4	2.6	1	0	0	0	0	2	23	14.7	
at Ole Miss	01/19/19	*	33	4	11	.364	3	9	.333	0	0	.000	2	3	5	2.8	0	0	1	0	0	0	11	14.5	
MISSOURI	01/23/19	*	33	8	13	.615	7	12	.583	0	0	.000	0	1	1	2.7	2	0	2	2	0	3	23	14.9	
at Texas Tech	01/26/19	*	29	1	6	.167	0	5	.000	3	3	1.000	0	0	0	2.5	2	0	1	1	0	2	5	14.4	
GEORGIA	01/29/19	*	21	1	4	.250	1	3	.333	0	0	.000	0	0	0	2.4	1	0	0	0	0	1	3	13.9	
at LSU	02/02/19	*	34	6	13	.462	4	8	.500	2	3	.667	0	3	3	2.4	2	0	2	1	0	1	18	14.0	
VANDERBILT	02/05/19	*	34	6	11	.545	6	10	.600	0	0	.000	1	3	4	2.5	2	0	5	0	0	0	18	14.2	
at South Carolina	02/09/19	*	29	4	11	.364	3	9	.333	0	0	.000	1	2	3	2.5	2	0	0	0	1	2	11	14.1	
at Missouri	02/12/19	*	32	6	11	.545	4	9	.444	1	2	.500	0	4	4	2.6	1	0	0	1	0	2	17	14.2	
MISSISSIPPI STATE	02/16/19	*	28	2	6	.333	1	5	.200	0	0	.000	0	2	2	2.6	4	0	3	3	0	2	5	13.8	
at Auburn	02/20/19	*	37	5	18	.278	4	14	.286	0	0	.000	1	1	2	2.5	1	0	1	1	0	1	14	13.8	
TEXAS A&M	02/23/19	*	32	5	12	.417	2	8	.250	8	9	.889	0	6	6	2.7	3	0	2	2	0	1	20	14.1	
at Kentucky	02/26/19	*	34	6	10	.600	5	7	.714	2	2	1.000	0	1	1	2.6	1	0	3	2	0	1	19	14.3	
OLE MISS	03/02/19	*	32	3	8	.375	2	6	.333	1	1	1.000	0	2	2	2.6	2	0	2	0	2	1	9	14.1	
at Vanderbilt	03/06/19	*	20	4	7	.571	4	6	.667	0	0	.000	0	2	2	2.6	3	0	1	1	0	1	12	14.0	
ALABAMA	03/09/19	*	29	5	11	.455	2	5	.400	3	3	1.000	0	3	6	2.7	0	0	2	1	0	6	15	14.0	
vs Florida	3/14/19	*	34	3	11	.273	2	9	.222	4	5	.800	1	1	2	2.7	2	0	3	2	0	2	12	14.0	
at Providence	3/19/19	*	33	3	11	.273	2	8	.250	4	7	.571	1	4	5	2.7	1	0	2	1	1	0	12	13.9	
Totals			33	991	145	346	.419	110	264	.417	59	78	.756	21	69	90	2.7	60	0	58	40	5	51	459	13.9

ISAAH JOE CAREER STATISTICS

Year	GP	GS	Min	Avg	FG	FGA	Pct	3FG	3FGA	Pct	FT	FTA	Pct	Off	Def	Tot	Avg	PF	FO	Ast	TO	Blk	Stl	Pts	Avg
2018-19	33	33	991	30.0	145	346	.419	110	264	.417	59	78	.756	21	69	90	2.7	60	0	58	40	5	51	459	13.9

• PERSONAL BESTS •

POINTS	SEC ONLY
Season: 34 vs. FIU (12/01/18)	23 (2x), last vs. Mizzou (01/23/19)
Career: --	--
FG MADE	SEC ONLY
Season: 11 vs. FIU (12/01/18)	8 vs. Missouri (01/23/19)
Career: --	--
FG ATTEMPTED	SEC ONLY
Season: 18 at Auburn (02/20/19)	18 at Auburn (02/20/19)
Career: --	--
3-POINT FG MADE	SEC ONLY
Season: 10 vs. FIU (12/01/18)	7 (2x), last vs. Mizzou (01/23/19)
Career: --	--
3-PT FG ATTEMPTS	SEC ONLY
Season: 14 at Auburn (02/20/19)	14 at Auburn (02/20/19)
Career: --	--
FT MADE	SEC ONLY
Season: 8 vs. Texas A&M (02/23/19)	8 vs. Texas A&M (02/23/19)
Career: --	--
FT ATTEMPTED	SEC ONLY
Season: 9 vs. Texas A&M (02/23/19)	9 vs. Texas A&M (02/23/19)
Career: --	--
REBOUNDS	SEC ONLY
Season: 6 (2x), last vs. Alabama (03/09/19)	6 (2x), last vs. Alabama (03/09/19)
Career: --	--
ASSISTS	SEC ONLY
Season: 5 (2x), last vs. Vanderbilt (02/05/19)	5 vs. Vanderbilt (02/05/19)
Career: --	--
STEALS	SEC ONLY
Season: 6 vs. Alabama (03/09/19)	6 vs. Alabama (03/09/19)
Career: --	--
BLOCKED SHOTS	SEC ONLY
Season: 2 vs. Ole Miss (03/02/19)	2 vs. Ole Miss (03/02/19)
Career: --	--
MINUTES	SEC ONLY
Season: 37 at Auburn (02/20/19)	37 at Auburn (02/20/19)
Career: --	--



2 ADRIO BAILEY

F, Jr., 6-6, 222 | Campti, La. / Lakeview HS

• SEC COMMUNITY SERVICE TEAM

- Name is pronounced A-Dree-O (with a long "A" ... Like HAY)
- Voted team tri-captain for the 2018-19 season
- Represents Arkansas on the SEC Men's Basketball Leadership Council
- Over last seven game, has six blocked shots and five steals, while going 4-of-5 at the line
- Second on the team with 106 deflections ... **Has 18 deflections over the last four games** ... Season high in deflections include eight at Colorado State, seven versus FIU, six versus Western Kentucky and six at Vanderbilt.

2018-19 (Jr.) HIGHLIGHTS:

- Set a career-highs in points (20), free throws made (9) and free throws attempted (11) in the win over UC Davis ... Helped put the game out of reach, scoring eight (with six free throws) inside the final five minutes during a 22-1 run ... Also attempted and later made his first career 3-pointer.
- Was perfect from the field (5-for-5) versus Montana State in scoring 10 points.
- Had season-high and tied career high with three steals versus UTA, adding 14 pts (making 6-of-8 FT) and 5 rebs.
- Posted a career-high eight rebounds at Colorado State, adding three assists and two blocked shots.
- Only made two baskets in eight minutes versus Austin Peay, but both were dunks to start second half and set the stage for a high-energy period.
- Versus LSU, scored eight points and had three assists, tying a career high ... Had a big two-minute spurt in the second half when LSU threatened to take complete control of the game, Bailey scored six points and had two rebounds to keep the Tigers within striking distance with 11 minutes to left in regulation.
- Took a career-high nine shots at #3 Tennessee, making three and scoring seven points.
- Scored eight points (3-of-4 shooting from the field and 2-of-4 from FT line) at #13 Texas Tech.
- Hit a 3-pointer in LSU win, just his second of the season – and second of his career – and added two steals.
- At South Carolina, scored six points and led the team in rebounds (6) and steals (3) ... Also set or tied SEC career highs in rebounds (6), steals (3), free throws made (2) and minutes (25).
- Perhaps had his best all-around game versus Mississippi State, especially versus SEC competition ... Was 4-of-6 from the field for eight points with four rebounds, in an SEC, career-high 27 minutes played.
- Led the team with four rebonds in the Ole Miss win.
- Was 3-of-4 from the free throw line versus Alabama, marking career bests for makes versus SEC competition.
- Set tone early with an "And-One" to start game at Providence.



#2 ADRIO BAILEY 2018-19 GAME STATS

Opponent	Date	GS	Min	FG	FGA	Pct	3FG	3A	Pct	FT	FTA	Pct	O	D	Tot	Avg	PF	FO	A	TO	Blk	Stl	Pts	Avg	
vs Texas	11/09/18	*	35	4	5	.800	0	1	.000	0	2	.000	0	5	5	5.0	3	0	1	1	1	1	8	8.0	
UC DAVIS	11/12/18	*	26	5	8	.625	1	2	.500	9	11	.818	0	4	4	4.5	2	0	2	0	0	2	20	14.0	
INDIANA	11/18/18	*	25	2	7	.286	0	1	.000	0	0	.000	0	1	1	3.3	3	0	1	0	0	1	4	10.7	
MONTANA STATE	11/21/18	*	19	5	5	1.000	0	0	.000	0	0	.000	2	1	3	3.3	4	0	2	0	1	0	10	10.5	
UT ARLINGTON	11/23/18	*	24	4	6	.667	0	0	.000	6	8	.750	2	3	5	3.6	2	0	1	1	2	3	14	11.2	
FIU	12/01/18	*	16	4	6	.667	0	0	.000	2	4	.500	0	5	5	3.8	5	1	1	0	4	1	10	11.0	
at Colorado State	12/05/18	*	28	5	7	.714	0	0	.000	0	2	.000	2	6	8	4.4	1	0	3	2	2	1	10	10.9	
WESTERN KENTUCKY	12/08/18	*	26	0	4	.000	0	0	.000	0	2	.000	1	4	5	4.5	4	0	0	1	1	0	0	9.5	
vs UTSA	12/15/18	*	13	1	5	.200	0	0	.000	0	0	.000	0	3	3	4.3	4	0	0	2	2	0	2	8.7	
GEORGIA TECH	12/19/18	*	11	0	4	.000	0	0	.000	0	0	.000	2	0	2	4.1	1	0	0	1	0	1	0	7.8	
TEXAS STATE	12/22/18	*	11	0	3	.000	0	1	.000	0	0	.000	1	2	3	4.0	3	0	0	2	0	0	0	7.1	
AUSTIN PEAY	12/28/18	*	8	2	3	.667	0	0	.000	1	2	.500	0	1	1	3.8	3	0	0	1	0	0	5	6.9	
at Texas A&M	01/05/19	*	25	2	7	.286	0	0	.000	1	3	.333	2	3	5	3.8	1	0	0	0	0	0	5	6.8	
FLORIDA	01/09/19	*	21	2	8	.250	0	0	.000	0	0	.000	1	4	5	3.9	3	0	0	0	1	2	4	6.6	
LSU	01/12/19	*	15	3	7	.429	0	0	.000	2	21	1.000	1	2	3	3.9	0	0	3	0	1	0	8	6.7	
at Tennessee	01/15/19	*	25	3	9	.333	0	0	.000	1	2	.500	1	1	2	3.8	5	1	0	5	0	0	7	6.7	
at Ole Miss	01/19/19	*	10	2	4	.500	0	0	.000	0	0	.000	1	1	2	3.6	2	0	2	0	0	0	4	6.5	
MISSOURI	01/23/19	*	8	0	2	.000	0	0	.000	1	2	.500	0	0	0	3.4	2	0	0	0	0	0	1	6.2	
at Texas Tech	01/26/19	*	24	3	4	.750	0	0	.000	2	4	.500	0	2	2	3.4	0	0	1	1	0	2	8	6.3	
GEORGIA	01/29/19	*	16	4	7	.571	0	0	.000	0	0	.000	0	2	2	3.3	4	0	0	0	0	0	8	6.4	
at LSU	02/02/19	*	22	1	4	.250	1	1	1.000	2	21	1.000	0	1	1	3.2	4	0	0	2	0	2	5	6.3	
VANDERBILT	02/05/19	*	19	2	5	.400	0	0	.000	0	0	.000	1	2	3	3.2	3	0	1	1	0	1	4	6.2	
at South Carolina	02/09/19	*	25	2	4	.500	0	1	.000	2	21	1.000	3	3	6	3.3	4	0	1	0	1	3	6	6.2	
at Missouri	02/12/19	*	14	2	4	.500	0	2	.000	0	0	.000	2	0	2	3.3	3	0	2	1	0	0	4	6.1	
MISSISSIPPI STATE	02/16/19	*	27	4	6	.667	0	0	.000	0	0	.000	0	4	4	3.3	2	0	1	3	1	0	8	6.2	
at Auburn	02/20/19	*	12	0	2	.000	0	0	.000	1	2	.500	1	1	2	3.2	1	0	0	0	0	0	1	6.0	
TEXAS A&M	02/23/19	*	19	2	5	.400	0	0	.000	0	0	.000	2	0	2	3.2	3	0	0	0	2	1	4	5.9	
at Kentucky	02/26/19	*	15	0	2	.000	0	1	.000	0	0	.000	1	4	5	3.3	4	0	0	0	0	0	0	5.7	
OLE MISS	03/02/19	*	16	3	5	.600	0	0	.000	0	0	.000	1	3	4	3.3	1	0	0	1	0	2	6	5.7	
at Vanderbilt	03/06/19	*	11	2	3	.667	0	0	.000	0	0	.000	0	0	0	3.2	4	0	0	2	1	1	4	5.7	
ALABAMA	03/09/19	*	16	1	6	.167	0	1	.000	3	4	.750	0	0	0	3.1	1	0	1	0	1	1	5	5.6	
vs Florida	3/14/19	*	5	1	1	1.000	0	0	.000	0	0	.000	0	0	0	3.0	3	0	0	0	1	0	2	5.5	
at Providence	3/19/19	*	18	2	5	.400	0	0	.000	1	11	1.000	0	2	2	2.9	3	0	1	2	0	0	5	5.5	
Totals			25	605	73	163	.448	2	11	.182	34	55	.618	27	70	97	2.9	88	2	24	27	23	25	182	5.5

ADRIO BAILEY CAREER STATISTICS

Year	GP	GS	Min	Avg	FG	FGA	Pct	3FG	3FGA	Pct	FT	FTA	Pct	Off	Def	Tot	Avg	PF	FO	Ast	TO	Blk	Stl	Pts	Avg
2016-17	27	2	200	7.4	22	39	.564	0	0	.000	6	19	.316	13	22	35	1.3	29	0	7	11	7	14	50	1.9
2017-18	31	16	439	14.2	53	98	.541	0	0	.000	20	33	.606	29	50	79	2.5	59	1	17	18	23	15	126	4.1
2018-19	33	25	605	18.3	73	163	.448	2	11	.182	34	55	.618	27	70	97	2.9	88	2	24	27	23	25	182	5.5
TOTAL	91	43	1244	13.7	148	300	.493	2	11	.182	60	107	.561	69	142	211	2.3	176	3	48	56	53	54	358	3.9

• PERSONAL BESTS •

POINTS	SEC ONLY
Season: 20 vs. UC Davis (11/12/18)	8 (3x), last vs. Miss State (02/16/19)
Career: 20 vs. UC Davis (11/12/18)	10 at Mississippi State (01/02/18)
FG MADE	SEC ONLY
Season: 5 (2x), last vs. MSU (11/21/18)	4 (2x), last vs. Miss State (02/16/19)
Career: 7 (2x), last vs. Samford (11/10/17)	5 at Mississippi State (01/02/18)
FG ATTEMPTED	SEC ONLY
Season: 9 at Tennessee (01/15/19)	9 at Tennessee (01/15/19)
Season: 9 at Tennessee (01/15/19)	9 at Tennessee (01/15/19)
3-POINT FG MADE	SEC ONLY
Season: 1 (2x), last at LSU (02/02/19)	1 at LSU (02/02/19)
Career: 1 (2x), last at LSU (02/02/19)	1 at LSU (02/02/19)
3-PT FG ATTEMPTS	SEC ONLY
Season: 2 vs. UC Davis (11/12/18)	--
Career: 2 vs. UC Davis (11/12/18)	--
FT MADE	SEC ONLY
Season: 9 vs. UC Davis (11/12/18)	3 vs Alabama (03/09/19)
Career: 9 vs. UC Davis (11/12/18)	3 vs Alabama (03/09/19)
FT ATTEMPTED	SEC ONLY
Season: 11 vs. UC Davis (11/12/18)	4 vs Alabama (03/09/19)
Career: 11 vs. UC Davis (11/12/18)	6 vs. South Carolina (03/08/18)
REBOUNDS	SEC ONLY
Season: 8 at Colorado State (21/05/18)	6 at South Carolina (02/09/19)
Career: 8 at Colorado State (21/05/18)	6 (2x), last at USC (02/09/19)
ASSISTS	SEC ONLY
Season: 3 (2x), last vs. LSU (01/12/19)	3 vs. LSU (01/12/19)
Career: 3 (3x), last at LSU (01/12/19)	3 (3x), last vs. LSU (01/12/19)
STEALS	SEC ONLY
Season: 3 (2x), last at USC (02/09/19)	3 at South Carolina (02/09/19)
Career: 3 (4x), last at USC (02/09/19)	3 at South Carolina (02/09/19)
BLOCKED SHOTS	SEC ONLY
Season: 4 vs FIU (12/01/18)	2 at Vanderbilt (03/06/19)
Career: 5 vs. North Carolina (11/24/17)	2 (2x), last at Vandv (03/06/19)
MINUTES	SEC ONLY
Season: 35 vs Texas (11/09/18)	27 vs. Mississippi State (02/16/19)
Career: 35 vs Texas (11/09/18)	27 vs. Miss State (02/16/19)



5 JALEN HARRIS

G, RSo., 6-2, 166 | Wilson, N.C. / Word of God Christian Acad. / New Mexico

• Voted team tri-captain for the 2018-19 season.

IN THE NCAA/SEC

- Ranks 9th on the school's single-season list with 182 assists – one assist shy of 7th (183 by two)
- **16th in NCAA • 2nd in the SEC** in assist-to-turnover ratio (2.80) – 182 assists vs 66 turnovers
- 36th in NCAA • 4th in the SEC in assists per game (5.5)
- 35th in NCAA • 5th in the SEC in total assists (176)
- Has five games with double-digit assists; 17 with at least five
- Has 15 games with 1 or fewer turnovers (seven with zero – eight with just one)

2018-19 (RSo.) HIGHLIGHTS:

- In games 5 through 11 of the season, had 56 assists with just five turnovers with four double-digit assist games.
- Run started by getting a then career-high 11 assists versus Montana State (with just one turnover) ... Added 11 points against the Bobcats for his **first career double-double**.
- Had 10 assists, with just one turnover, versus FIU.
- Dished out a **career-high 12 assists** at Colorado State (with just two turnovers) ... Also had career-high four steals.
- Scored 14 versus UTA (making career-highs 8-of-11 FT).
- Versus Western Kentucky, had seven assists and no turnovers in 37 minutes ... Added 13 points, four rebounds and two steals.
- Tallied second career **double-double**, getting 11 points and dishing out 10 assists – with zero turnovers – versus UTSA ... Made 7-of-8 from the free throw line.
- Had seven assists and just one turnover vs. Austin Peay ... Made just his second 3-pointer of the season, but it was huge to give Arkansas a 9-point lead with 1:48 left.
- Tied then career high with 15 points at Texas A&M ... Also his first time to lead the team in scoring ... Added nine assists with zero turnovers in 36 minutes of playing time.
- Had his fifth game with no turnovers, playing 32 minutes versus Missouri ... Handed out six assists, scored 10 points and had three steals.
- At #13 Texas Tech, scored 11 points and had three steals ... Made a basket between mid-court and top of the key to give Arkansas a 33-30 lead at the break.
- Had a career-high two blocked shots versus Georgia as Arkansas blocked 14 as a team ... Added 13 points.
- Scored a **career-high 17 points** at South Carolina, making 7-of-10 at the free throw line.
- At Missouri, had 10 assists with just one turnover, adding four rebounds.
- **Hit game-winning lay-up with 5.9 seconds left in a 74-73 win over Ole Miss** ... Scored 10 points (3-4 FG and 4-5 FT) ... Added nine assists with one turnover (called for a charge).
- At Providence, had six assists and three steals with a blocked shot.



#5 JALEN HARRIS 2018-19 GAME STATS

Opponent	Date	GS	Min	FG	FGA	Pct	3FG	3A	Pct	FT	FTA	Pct	O	D	Tot	Avg	PF	FO	A	TO	Blk	Stl	Pts	Avg	
vs Texas	11/09/18	*	39	3	12	.250	0	5	.000	5	6	.833	3	2	5	5.0	2	0	4	2	0	3	11	11.0	
UC DAVIS	11/12/18	*	28	1	6	.167	0	1	.000	0	0	.000	0	2	2	3.5	2	0	4	0	0	1	2	6.5	
INDIANA	11/18/18	*	25	1	5	.200	1	3	.333	2	21	.000	0	2	2	3.0	3	0	4	2	0	1	5	6.0	
MONTANA STATE	11/21/18	*	25	4	7	.571	1	3	.333	2	21	.000	0	2	2	2.8	2	0	11	1	0	0	11	7.3	
UT ARLINGTON	11/23/18	*	31	3	6	.500	0	1	.000	8	11	.727	0	3	3	2.8	1	0	6	1	0	0	14	8.6	
FIU	12/01/18	*	26	2	6	.333	0	1	.000	5	6	.833	0	3	3	2.8	2	0	10	1	0	0	9	8.7	
at Colorado State	12/05/18	*	32	4	8	.500	0	2	.000	0	0	.000	1	4	5	3.1	2	0	12	2	0	4	8	8.6	
WESTERN KENTUCKY	12/08/18	*	37	6	15	.400	0	2	.000	1	2	.500	1	3	4	3.3	1	0	7	0	0	2	13	9.1	
vs UTSA	12/15/18	*	34	2	9	.222	0	3	.000	7	8	.875	0	2	2	3.1	2	0	10	0	0	0	11	9.3	
GEORGIA TECH	12/19/18	*	31	3	7	.429	0	3	.000	1	11	.000	0	3	3	3.1	4	0	4	2	0	1	7	9.1	
TEXAS STATE	12/22/18	*	26	5	9	.556	0	1	.000	0	0	.000	0	0	0	2.8	3	0	1	2	1	1	10	9.2	
AUSTIN PEAY	12/28/18	*	26	1	5	.200	1	2	.500	4	6	.667	1	2	3	2.8	2	0	7	1	0	2	7	9.0	
at Texas A&M	01/05/19	*	36	4	9	.444	1	3	.333	6	11	.545	0	3	3	2.8	2	0	9	0	0	0	15	9.5	
FLORIDA	01/09/19	*	35	1	5	.200	0	3	.000	0	2	.000	0	1	1	2.7	2	0	3	3	0	0	2	8.9	
LSU	01/12/19	*	32	2	7	.286	1	4	.250	2	4	.500	0	1	1	2.6	1	0	6	5	0	0	7	8.8	
at Tennessee	01/15/19	*	28	3	7	.429	0	1	.000	0	2	.000	1	2	3	2.6	1	0	5	4	0	1	6	8.6	
at Ole Miss	01/19/19	*	30	1	4	.250	1	3	.333	0	0	.000	1	5	6	2.8	1	0	7	4	0	1	3	8.3	
MISSOURI	01/23/19	*	32	3	7	.429	0	2	.000	4	41	.000	0	2	2	2.8	3	0	6	0	0	3	10	8.4	
at Texas Tech	01/26/19	*	34	4	12	.333	1	3	.333	2	21	.000	0	1	1	2.7	2	0	2	3	1	3	11	8.5	
GEORGIA	01/29/19	*	33	4	12	.333	0	2	.000	5	7	.714	1	2	3	2.7	3	0	1	0	2	1	13	8.8	
at LSU	02/02/19	*	24	5	7	.714	1	3	.333	0	0	.000	0	1	1	2.6	5	1	5	2	0	1	11	8.9	
VANDERBILT	02/05/19	*	30	1	6	.167	0	2	.000	0	1	.000	1	4	5	2.7	3	0	3	0	0	0	2	8.5	
at South Carolina	02/09/19	*	36	5	16	.313	0	2	.000	7	10	.700	1	2	3	2.7	1	0	2	5	0	2	17	8.9	
at Missouri	02/12/19	*	29	1	6	.167	0	1	.000	4	41	.000	0	4	4	2.8	3	0	10	1	0	0	6	8.8	
MISSISSIPPI STATE	02/16/19	*	35	3	6	.500	0	1	.000	2	4	.500	2	2	4	2.8	4	0	7	3	0	1	8	8.8	
at Auburn	02/20/19	*	23	1	5	.200	0	1	.000	3	4	.750	1	3	4	2.9	1	0	2	3	0	0	5	8.8	
TEXAS A&M	02/23/19	*	34	1	5	.200	0	3	.000	0	2	.000	0	0	0	2.8	4	0	3	3	0	0	2	8.4	
at Kentucky	02/26/19	*	30	0	9	.000	0	3	.000	1	3	.333	0	2	2	2.8	4	0	3	1	0	1	1	8.1	
OLE MISS	03/02/19	*	28	3	4	.750	0	0	.000	4	5	.800	0	1	1	2.7	3	0	9	1	0	0	10	8.2	
at Vanderbilt	03/06/19	*	28	2	6	.333	0	0	.000	0	0	.000	1	3	4	2.7	1	0	4	1	0	0	4	8.0	
ALABAMA	03/09/19	*	31	0	3	.000	0	1	.000	2	21	.000	0	3	3	2.7	1	0	4	2	1	1	2	7.8	
vs Florida	3/14/19	*	37	1	6	.167	0	1	.000	0	0	.000	1	3	4	2.8	1	0	5	5	0	3	2	7.7	
at Providence	3/19/19	*	27	2	6	.333	0	1	.000	3	4	.750	1	4	5	2.8	2	0	6	5	1	3	7	7.6	
Totals			33	1012	82	243	.337	8	67	.119	80	115	.696	17	77	94	2.8	74	1	182	65	6	36	252	7.6

JALEN HARRIS CAREER STATISTICS

Year	GP	GS	Min	Avg	FG	FGA	Pct	3FG	3FGA	Pct	FT	FTA	Pct	Off	Def	Tot	Avg	PF	FO	Ast	TO	Blk	Stl	Pts	Avg	
2016-17 *	31	18	639	20.6	47	107	.439	7	27	.259	38	51	.745	2	54	56	1.8	64	0	72	40	3	25	139	4.5	
2017-18 - Redshirted at Arkansas																										
2018-19	33	33	1012	30.7	82	243	.337	8	67	.119	80	115	.696	17	77	94	2.8	74	1	182	65	6	36	252	7.6	
TOTAL *	64	51	1651	25.8	129	350	.369	15	94	.160	118	166	.711	19	131	150	2.3	138	1	254	105	9	61	391	6.1	

* - 2016-17 stats from/including New Mexico

• PERSONAL BESTS •

POINTS	SEC ONLY
Season: 17 at South Carolina (02/09/19)	17 at South Carolina (02/09/19)
Career: 17 at South Carolina (02/09/19)	--
FG MADE	SEC ONLY
Season: 6 vs Western Ky. (12/08/18)	5 (2x) last at USC (02/09/19)
Career: 6 vs Western Ky. (12/08/18)	--
FG ATTEMPTED	SEC ONLY
Season: 16 at South Carolina (02/09/19)	16 at South Carolina (02/09/19)
Career: 16 at South Carolina (02/09/19)	--
3-POINT FG MADE	SEC ONLY
Season: 1 (6x) last at LSU (02/02/19)	1 (4x), last at LSU (02/02/19)
Career: 1 (13x), last at LSU (02/02/19)	--
3-PT FG ATTEMPTS	SEC ONLY
Season: 5 vs. Texas (11/09/18)	3 at Texas A&M (01/05/19)
Career: 5 vs. Texas (11/09/18)	--
FT MADE	SEC ONLY
Season: 8 vs. UTA (11/23/18)	7 at South Carolina (02/09/19)
Career: 8 vs. UTA (01/23/18)	--
FT ATTEMPTED	SEC ONLY
Season: 11 (2x) last at TX A&M (01/05/19)	11 at Texas A&M (01/05/19)
Career: 11 (2x), last at TX A&M (01/05/19)	--
REBOUNDS	SEC ONLY
Season: 9 vs. FIU (12/01/18)	6 at Ole Miss (01/19/19)
Career: 9 (2x), last vs. FIU (12/01/18)	--
ASSISTS	SEC ONLY
Season: 12 at Colorado State (12/05/18)	10 at Missouri (02/12/19)
Career: 12 at Colorado State (12/05/18)	--
STEALS	SEC ONLY
Season: 4 at Colorado State (12/05/18)	3 vs. Missouri (01/23/19)
Career: 4 at Colorado State (12/05/18)	--
BLOCKED SHOTS	SEC ONLY
Season: 2 vs. Georgia (01/29/19)	2 vs. Georgia (01/29/19)
Career: 2 vs. Georgia (01/29/19)	--
MINUTES	SEC ONLY
Season: 39 vs. Texas (11/09/18)	36 at Texas A&M (01/05/19)
Career: 39 vs. Texas (11/09/18)	--



10 DANIEL GAFFORD

F, So., 6-11, 233 | El Dorado, Ark. / El Dorado HS

- **FIRST TEAM ALL-SEC • SEC ALL-DEFENSIVE TEAM • ALL-DISTRICT (USBWA, NABC)**
- **KAREEM ABDUL-JABBAR AWARD TOP 10 FINALIST**
- **SPORTING NEWS MIDSEASON ALL-AMERICAN**
- **PRESEASON 1ST TEAM ALL-SEC (MEDIA AND COACHES)**
- **CONSENSUS NBA FIRST ROUND PICK IN 2019 MOCK DRAFTS**

- Voted team tri-captain for 2018-19 ... Has 10 Double-Doubles and team is 8-2 in such games
- Team-best 151 deflections, including 10 at Colorado State, 9 vs. Austin Peay and 7 3 times.

2018-19 (So.) HIGHLIGHTS:

- Had a double-double in the opener versus Texas with 20 points and 12 rebounds, which tied a career high at the time.
- Named **SEC Player of the Week** thanks to his then-career high 27 points and then career-high 12 rebounds vs. Indiana ... Scored 19, second-half points while grabbing seven rebounds and getting two steals ... Was 9-for-10 shooting in the period while the rest of the team was just 5-of-23 and scored 16 points ... Three times in within the final 11 minutes, Indiana took a one-point lead and, each time, Gafford answered to put the Razorbacks back on top.
- Was 8-for-8 from the field versus Montana State (scoring 16 points) with seven rebounds ... Tied his own and others school record for best FG% in a game (8 attempts minimum),
- Registered third double-double –21 points and 12 rebounds – versus FIU, adding four blocked shots.
- Fourth double-double came versus UTSA, scoring 13 points with a then career-high 14 rebounds ... Had 11 points and eight boards in the second half ... Added two blocked shots.
- Fifth double-double consisted of 19 points and 10 rebounds versus Texas State ... Added two blocked shots ... Made nine free throws and **set career high with 14 free throw attempts ... Also played a career-high 35 minutes.**
- For second straight game, had a double-double vs. Austin Peay (16 pts and 10 rebs) while once again playing career-high 35 minutes ... Also tied career high with three steals and added four blocked shots ... Overall, had nine deflections.
- Battled foul trouble at Texas A&M but still recorded his third straight double-double, getting 11 points and 11 rebounds.
- Scored a **career-high 32 points vs. LSU** on 14-of-19 shooting, including a dunk with 30 seconds left to force overtime.
- Posted eighth double-double versus Missouri (13 and 10) ... Had an off-balanced shot at the buzzer to cut deficit to two at halftime that spurred second-half comeback ... Played 35 minutes with zero fouls.
- Went 7-for-7 from the field at #13 Texas Tech and led the team in scoring (16) ... Battled foul trouble in the first half, played seven minutes with two points ... Played 19 minutes in second half and made all six FG.
- Scored a game-high 23 points at LSU, making 11-of-15 from the field ... Added eight rebounds, two blocked shots and two steals ... Scored 15 in the first half to lead the Razorbacks to a 45-41 advantage at the break.
- Had game-high 28 points vs Vandy, making 9-of-14 FG and **career-high 10 free throws (12 attempts) ... Had three assists, career-high in SEC game** ... Added nine rebounds ... Scored first five points of second half.
- At Missouri, scored team's first 10 points and finished with 26 on 12-of-17 shooting ... Added eight rebounds and two blocked shots.
- Posted ninth double-double with 23 points and 13 rebounds in home loss to Texas A&M ... Was 5-of-5 from the field in the 2nd half ... 13 rebounds is second-best career total.
- At #4 Kentucky, scored 14 points with eight rebounds and two blocked shots ... Battled foul trouble in the first half and had seven rebounds in the second half, including five offensive boards
- Earned **second SEC Player of the Week** (sharing honor with USC's Chris Silva) ... Led the Razorbacks to 2-0 record and had perhaps his best career game ... Averaged a double-double (24.5 points and 10 rebounds) ... Scored a game-high 20 points at Vanderbilt, missing just three shots and blocking four shots, and game-high 29 versus Alabama ... Versus Alabama, recorded his 10th double-double as he grabbed a **career-high 16 rebounds** and he scored 29 points, his second-best career output ... Had a double-double (11 points and 12 rebounds) in the first half alone and became just the third player in the NCAA this season to have as many as 29 points, 15 rebounds, two steals and two assists in a game. Was responsible for Arkansas' first 11 points (scored six and assisted on five) and later scored 10-straight points in the second half.
- Led team with 15 points (6-of-9 shooting) and six rebounds versus Florida in the SEC Tournament.

#10 DANIEL GAFFORD 2018-19 GAME STATS

Opponent	Date	GS	Min	FG	FGA	Pct	3FG	3A	Pct	FT	FTA	Pct	O	D	Tot	Avg	PF	FO	A	TO	Blk	Stl	Pts	Avg	
vs Texas	11/09/18	*	33	8	15	.533	0	0	.000	4	9	.444	2	10	12	12.0	3	0	0	6	2	1	20	20.0	
UC DAVIS	11/12/18	*	28	3	3	1.000	0	0	.000	6	9	.667	0	4	4	8.0	2	0	2	6	4	0	12	16.0	
INDIANA	11/18/18	*	31	12	15	.800	0	0	.000	3	8	.375	5	7	12	9.3	2	0	0	3	3	2	27	19.7	
MONTANA STATE	11/21/18	*	23	8	8	1.000	0	0	.000	0	2	.000	2	5	7	8.8	2	0	0	2	1	1	16	18.8	
UT ARLINGTON	11/23/18	*	23	6	10	.600	0	0	.000	9	10	.900	2	3	5	8.0	4	0	0	1	0	2	21	19.2	
FIU	12/01/18	*	23	9	12	.750	0	0	.000	5	8	.625	4	8	12	8.7	4	0	0	3	4	1	23	19.8	
at Colorado State	12/05/18	*	22	5	12	.417	0	0	.000	2	4	.500	3	6	9	8.7	2	0	3	1	3	1	12	18.7	
WESTERN KENTUCKY	12/08/18	*	32	7	12	.583	0	0	.000	3	31	.000	4	5	9	8.8	1	0	1	2	2	1	17	18.5	
vs UTSA	12/15/18	*	29	4	6	.667	0	0	.000	5	8	.625	2	12	14	9.3	0	0	0	4	2	1	13	17.9	
GEORGIA TECH	12/19/18	*	32	6	9	.667	0	0	.000	2	4	.500	3	5	8	9.2	5	1	3	3	3	1	14	17.5	
TEXAS STATE	12/22/18	*	35	5	9	.556	0	0	.000	9	14	.643	2	8	10	9.3	1	0	1	1	2	0	19	17.6	
AUSTIN PEAY	12/28/18	*	35	7	10	.700	0	0	.000	2	4	.500	4	6	10	9.3	3	0	0	2	4	3	16	17.5	
at Texas A&M	01/05/19	*	25	5	11	.455	0	0	.000	1	2	.500	6	5	11	9.5	4	0	1	1	1	0	11	17.0	
FLORIDA	01/09/19	*	27	3	4	.750	0	0	.000	3	6	.500	2	10	12	9.6	4	0	1	0	0	1	9	16.4	
LSU	01/12/19	*	37	14	19	.737	0	0	.000	4	9	.444	4	3	7	9.5	4	0	0	4	2	0	32	17.5	
at Tennessee	01/15/19	*	20	4	6	.667	0	0	.000	2	4	.500	3	4	7	9.3	5	1	0	2	0	2	10	17.0	
at Ole Miss	01/19/19	*	31	2	6	.333	0	0	.000	5	6	.833	0	10	10	9.4	2	0	1	5	2	1	9	16.5	
MISSOURI	01/23/19	*	35	6	9	.667	0	0	.000	1	5	.200	4	6	10	9.4	0	0	1	0	0	2	13	16.3	
at Texas Tech	01/26/19	*	26	7	7	1.000	0	0	.000	2	5	.400	2	3	5	9.2	3	0	0	2	1	0	16	16.3	
GEORGIA	01/29/19	*	22	3	4	.750	0	0	.000	5	7	.714	1	4	5	9.0	3	0	2	3	4	0	11	16.1	
at LSU	02/02/19	*	32	11	15	.733	0	0	.000	1	2	.500	4	4	8	8.9	5	1	0	4	2	2	23	16.4	
VANDERBILT	02/05/19	*	33	9	14	.643	0	0	.000	10	12	.833	2	7	9	8.9	2	0	3	2	2	0	28	16.9	
at South Carolina	02/09/19	*	22	4	5	.800	0	0	.000	0	1	.000	2	3	5	8.7	4	0	1	2	0	2	8	16.5	
at Missouri	02/12/19	*	32	12	17	.706	0	0	.000	2	4	.500	3	5	8	8.7	4	0	0	4	2	1	26	16.9	
MISSISSIPPI STATE	02/16/19	*	34	2	7	.286	0	0	.000	4	5	.800	4	7	11	8.8	3	0	1	3	4	2	8	16.6	
at Auburn	02/20/19	*	27	4	5	.800	0	0	.000	2	5	.400	1	7	8	8.8	3	0	0	2	1	2	10	16.3	
TEXAS A&M	02/23/19	*	29	9	14	.643	0	0	.000	5	7	.714	6	7	13	8.9	1	0	0	4	3	0	23	16.6	
at Kentucky	02/26/19	*	23	7	14	.500	0	0	.000	0	1	.000	6	2	8	8.9	4	0	0	0	2	0	14	16.5	
OLE MISS	03/02/19	*	28	7	9	.778	0	0	.000	3	8	.375	0	2	2	8.7	1	0	0	1	2	0	17	16.5	
at Vanderbilt	03/06/19	*	27	8	11	.727	0	0	.000	4	7	.571	0	4	4	8.5	2	0	0	1	4	0	20	16.6	
ALABAMA	03/09/19	*	30	11	17	.647	0	0	.000	7	9	.778	6	10	16	8.7	3	0	2	1	2	1	29	17.0	
vs Florida	3/14/19	*	33	6	9	.667	0	0	.000	3	5	.600	2	4	6	8.7	2	0	0	1	1	0	15	16.9	
Totals			32	919	214	324	.660	0	0	.000	114	193	.591	91	186	277	8.7	88	3	23	76	65	30	542	16.9

DANIEL GAFFORD CAREER STATISTICS

Year	GP	GS	Min	Avg	FG	FGA	Pct	3FG	3FGA	Pct	FT	FTA	Pct	Off	Def	Tot	Avg	PF	FO	Ast	TO	Blk	Stl	Pts	Avg
2017-18	35	26	790	22.6	164	271	.605	0	0	.000	85	161	.528	77	140	217	6.2	114	3	24	37	76	19	413	11.8
2018-19	32	32	919	28.7	214	324	.660	0	0	.000	114	193	.591	91	186	277	8.7	88	3	23	76	65	30	542	16.9
TOTAL	67	58	1709	25.5	378	595	.635	0	0	.000	199	354	.562	168	326	494	7.4	202	6	47	113	141	49	955	14.3

IN THE NCAA/SEC

- **6th NCAA** 1st SEC **Field goal percentage (.660)**
- 35th NCAA 3rd SEC Blocked shots per game (2.03)
- 55th NCAA 2nd SEC Rebounding (8.7)
- 57th NCAA 3rd SEC Double-Doubles (10)
- 62nd NCAA 2nd SEC Offensive Rebounds per game (2.84)
- 99th NCAA 3rd SEC Defensive Rebounds per game (5.81)
- 144th NCAA 4th SEC Scoring (16.9)
- **Only player to rank among SEC Top 5 – much less the Top 10 – in rebounding, scoring, blocked shots, FG percentage, offensive rebounds and defensive rebounds**

GAFFORD'S '18-19

DOUBLE-DOUBLES (10)

Opp	Pts	Rebs
vs. Texas	20	12
Indiana	27	12
FIU	23	12
vs. UTSA	13	14
Texas State	19	10
Austin Peay	16	10
at Texas A&M	11	11
Missouri	13	10
Texas A&M	23	13
Alabama	29	16

• PERSONAL BESTS •

POINTS

Season: 32 vs. LSU (01/12/19)
Career: 32 vs. LSU (01/12/19)

SEC ONLY

32 vs. LSU (01/12/19)

FG MADE

Season: 14 vs. LSU (01/12/19)
Career: 14 vs. LSU (01/12/19)

SEC ONLY

14 vs. LSU (01/12/19)

FG ATTEMPTED

Season: 19 vs. LSU (01/12/19)
Career: 19 vs. LSU (01/12/19)

SEC ONLY

19 vs. LSU (01/12/19)

3-POINT FG MADE

Season: --
Career: --

SEC ONLY

--

3-PT FG ATTEMPTS

Season: --
Career: --

SEC ONLY

--

FT MADE

Season: 10 vs. Vanderbilt (02/05/19)
Career: 10 vs. Vanderbilt (02/05/19)

SEC ONLY

10 vs. Vanderbilt (02/05/19)

FT ATTEMPTED

Season: 14 vs. Texas State (12/22/18)
Career: 14 vs. Texas State (12/22/18)

SEC ONLY

12 vs. Vanderbilt (02/05/19)
12 vs. Vanderbilt (02/05/19)

REBOUNDS

Season: 16 vs. Alabama 03/09/19
Career: 16 vs. Alabama 03/09/19

SEC ONLY

16 vs. Alabama 03/09/19
16 vs. Alabama 03/09/19

ASSISTS

Season: 3 (2x), last vs. Vanderbilt (02/05/19)
Career: 4 vs. Oral Roberts (12/19/17)

SEC ONLY

3 vs. Vanderbilt (02/05/19)
3 vs. Vanderbilt (02/05/19)

STEALS

Season: 3 vs. Austin Peay (12/28/18)
Career: 3 (2x), last vs. APSU (12/28/18)

SEC ONLY

2 (5x), last vs. Miss State (02/16/19)
3 vs. Ole Miss (02/10/18)

BLOCKED SHOTS

Season: 4 (3x), last vs. Georgia (01/29/19)
Career: 7 (2x), last vs. Auburn (02/27/18)

SEC ONLY

4 (3x), last at Vandy (03/06/19)
7 (2x), last vs. Auburn (02/27/18)

MINUTES

Season: 37 vs. LSU (01/12/19)
Career: 37 vs. LSU (01/12/19)

SEC ONLY

37 vs. LSU (01/12/19)



11 KEYSHAWN EMBERY-SIMPSON

G, Fr., 6-3, 202 | Midwest City, Okla. / IMG (Fla.) Academy

- Among those without a start, leads team in minutes (15.0) and scoring (4.2) off the bench.
- Missed SEC Tournament versus Florida due to ankle sprain. ... Played six minutes (three in each half) at Providence.
- At Texas Tech, was the first sub off the bench for the first time this season ... Including Texas Tech, has been first sub (solo or tied) in seven of the last 15 games.
- Had career-highs in points twice (16 at Ole Miss and 16 at LSU) ... Hit a clutch 3-pointer with 14 seconds left to lift Razorbacks to win over Vanderbilt at home.

2018-19 (Fr.) HIGHLIGHTS:

- Scored seven points versus UC Davis, including five in the second half.
- Posted season highs versus FIU with three assists and three steals, while scoring seven points and adding three rebounds.
- Pumped in a then season-best 14 points at Colorado State, including eight in the first half to keep the Razorbacks in the lead while Daniel Gafford was on the bench in foul trouble ... Was 5-of-6 from the field, including 4-of-5 from 3-point range.
- Matched his then season high with 14 points versus Austin Peay ... All came in the second half - nine minutes of play ... More specifically, scored 12 points - including seven straight - during a 20-5 run to lead the Razorbacks to the win.
- At Ole Miss, scored a career-high 16 points - 12 in the second half.
- Only made one basket versus Missouri, but the banked 3-pointer gave team its first lead of the game, 30-29, with 2:10 left in the first half.
- Tied his career high with 16 points at LSU with career highs for field goals made (6) and 3-pointers made (4) ... Scored 13 of those in the first half, going 5-of-6 from the field and 3-of-3 from 3-point range ... Only made one basket in the second half but it came five second off the bench after he sat four minutes due to an injury to give Arkansas a 12-point lead with 8:57 left.
- Only scored five points versus Vanderbilt, but one of his two field goals made was huge ... The Commodores were up two (66-64) with 40 seconds left, Arkansas called timeout ... Embery-Simpson, who had been sitting on the bench for over four minutes due to injury, checked into the game during the stoppage and, 20 seconds later, hit the biggest shot of his young career to put his squad up one with 14 seconds left.
- Earned first "second-half start" at Auburn ... Tied career high with 22 minutes played.
- Only played eight minutes, but had two steals, tying a season-best in SEC play.
- After spraining his ankle in practice prior to Florida at SEC Tournament and missing that game, returned to the floor at Providence although he only played six minutes (three each half) ... However, the first time he touched the ball, drained a 3-pointer as part of an 8-0 run for an 11-point lead seven minutes into the game ... Added a rebound.



#11 KEYSHAWN EMBERY-SIMPSON 2018-19 GAME STATS

Opponent	Date	GS	Min	FG	FGA	Pct	3FG	3A	Pct	FT	FTA	Pct	O	D	Tot	Avg	PF	FO	A	TO	Blk	Stl	Pts	Avg
vs Texas	11/09/18	9	0	2	.000	0	0	.000	0	1	.000	1	1	2	2.0	0	0	0	0	0	0	0	0	0.0
UC DAVIS	11/12/18	18	2	6	.333	1	4	.250	2	21	.000	0	0	0	1.0	1	0	1	0	0	2	7	3.5	
INDIANA	11/18/18	14	1	5	.200	0	2	.000	0	0	.000	0	2	2	1.3	3	0	1	0	1	0	2	3.0	
MONTANA STATE	11/21/18	17	2	5	.400	2	5	.400	0	0	.000	0	0	0	1.0	1	0	1	0	0	1	6	3.8	
UT ARLINGTON	11/23/18	18	0	5	.000	0	4	.000	2	21	.000	0	3	3	1.4	1	0	0	1	0	0	2	3.4	
FIU	12/01/18	18	3	5	.600	1	3	.333	0	2	.000	0	3	3	1.7	1	0	3	2	0	3	7	4.0	
at Colorado State	12/05/18	16	5	6	.833	4	5	.800	0	0	.000	1	1	2	1.7	2	0	2	0	0	1	14	5.4	
WESTERN KENTUCKY	12/08/18	8	0	2	.000	0	2	.000	0	0	.000	0	0	0	1.5	2	0	0	1	0	0	0	4.8	
vs UTSA	12/15/18	11	0	2	.000	0	2	.000	2	4	.500	0	0	0	1.3	2	0	0	1	1	0	2	4.4	
GEORGIA TECH	12/19/18	12	0	2	.000	0	2	.000	0	0	.000	0	0	0	1.2	1	0	0	2	0	1	0	4.0	
TEXAS STATE	12/22/18	14	1	5	.200	0	0	.000	0	0	.000	1	1	2	1.3	1	0	0	1	0	1	2	3.8	
AUSTIN PEAY	12/28/18	13	5	8	.625	2	4	.500	2	21	.000	0	1	1	1.3	0	0	0	0	0	0	14	4.7	
at Texas A&M	01/05/19	14	0	4	.000	0	3	.000	0	0	.000	0	2	2	1.3	0	0	0	1	0	1	0	4.3	
FLORIDA	01/09/19	11	0	4	.000	0	2	.000	0	0	.000	1	2	3	1.4	0	0	0	0	0	1	0	4.0	
LSU	01/12/19	12	1	4	.250	0	3	.000	0	0	.000	0	0	0	1.3	3	0	2	0	0	2	2	3.9	
at Tennessee	01/15/19	20	1	5	.200	1	4	.250	0	0	.000	0	0	0	1.3	3	0	3	1	0	1	3	3.8	
at Ole Miss	01/19/19	20	5	8	.625	2	5	.400	4	5	.800	1	0	1	1.2	1	0	0	0	0	1	16	4.5	
MISSOURI	01/23/19	14	1	4	.250	1	2	.500	2	21	.000	0	1	1	1.2	0	0	2	1	0	0	5	4.6	
at Texas Tech	01/26/19	26	1	5	.200	0	3	.000	3	4	.750	0	1	1	1.2	3	0	1	1	0	2	5	4.6	
GEORGIA	01/29/19	16	0	4	.000	0	3	.000	0	0	.000	0	3	3	1.3	0	0	1	0	0	0	0	4.4	
at LSU	02/02/19	22	6	9	.667	4	6	.667	0	0	.000	0	2	2	1.3	1	0	2	0	0	0	16	4.9	
VANDERBILT	02/05/19	14	2	5	.400	1	2	.500	0	0	.000	0	1	1	1.3	1	0	0	0	0	0	5	4.9	
at South Carolina	02/09/19	15	2	6	.333	0	3	.000	0	0	.000	0	1	1	1.3	2	0	0	0	0	1	4	4.9	
at Missouri	02/12/19	18	1	3	.333	0	2	.000	1	2	.500	1	1	2	1.3	1	0	0	0	0	1	3	4.8	
MISSISSIPPI STATE	02/16/19	17	1	4	.250	1	3	.333	0	0	.000	0	0	0	1.3	1	0	0	1	0	1	3	4.7	
at Auburn	02/20/19	22	1	6	.167	0	3	.000	0	0	.000	1	1	2	1.3	2	0	2	2	0	0	2	4.6	
TEXAS A&M	02/23/19	9	1	2	.500	1	2	.500	0	0	.000	0	0	0	1.3	2	0	0	1	0	0	3	4.6	
at Kentucky	02/26/19	8	0	1	.000	0	0	.000	0	0	.000	0	0	0	1.2	0	0	0	0	0	2	0	4.4	
OLE MISS	03/02/19	10	0	2	.000	0	2	.000	0	0	.000	2	0	2	1.2	2	0	0	3	0	0	0	4.2	
at Vanderbilt	03/06/19	20	2	3	.667	0	1	.000	0	0	.000	0	0	0	1.2	1	0	1	1	0	2	4	4.2	
ALABAMA	03/09/19	19	2	3	.667	1	2	.500	0	0	.000	0	1	1	1.2	1	0	1	0	0	0	5	4.3	
vs Florida	3/14/19	DNP-Inj																						
at Providence	3/19/19	6	1	1	1.000	1	1	1.000	0	0	.000	0	1	1	1.2	1	0	0	0	0	0	3	4.2	
Totals		0	481	47	136	.346	23	85	.271	18	26	.692	9	29	38	1.2	40	0	21	22	2	24	135	4.2

KEYSHAWN EMBERY-SIMPSON CAREER STATISTICS

Year	GP	GS	Min	Avg	FG	FGA	Pct	3FG	3FGA	Pct	FT	FTA	Pct	Off	Def	Tot	Avg	PF	FO	Ast	TO	Blk	Stl	Pts	Avg
2018-19	32	0	481	15.0	47	136	.346	23	85	.271	18	26	.692	9	29	38	1.2	40	0	21	22	2	24	135	4.2

• PERSONAL BESTS •

POINTS Season: 16 (2x), last at LSU (02/02/19) Career: --	SEC ONLY 16 (2x), last at LSU (02/02/19) --
FG MADE Season: 6 at LSU (02/02/19) Career: --	SEC ONLY 6 at LSU (02/02/19) --
FG ATTEMPTED Season: 9 at LSU (02/02/19) Career: --	SEC ONLY 9 at LSU (02/02/19) --
3-POINT FG MADE Season: 4 (2x), last at LSU (02/02/19) Career: --	SEC ONLY 4 at LSU (02/02/19) --
3-PT FG ATTEMPTS Season: 6 at LSU (02/02/19) Career: --	SEC ONLY 6 at LSU (02/02/19) --
FT MADE Season: 4 at Ole Miss (01/19/19) Career: --	SEC ONLY 4 at Ole Miss (01/19/19) --
FT ATTEMPTED Season: 5 at Ole Miss (01/19/19) Career: --	SEC ONLY 5 at Ole Miss (01/19/19) --
REBOUNDS Season: 3 (4x) last vs. Georgia (01/29/19) Career: --	SEC ONLY 3 (2x) last vs. Georgia (01/29/19) --
ASSISTS Season: 3 vs. FIU (12/01/18) Career: --	SEC ONLY 2 (2x, last vs. Mizzou (01/23/19)) --
STEALS Season: 3 vs. FIU (12/01/18) Career: --	SEC ONLY 2 (3x), last at Vandy (03/06/19) --
BLOCKED SHOTS Season: 1 (2x), last vs. UTSA (12/15/18) Career: --	SEC ONLY -- --
MINUTES Season: 22 (2x), last at Auburn (02/20/19) Career: --	SEC ONLY 22 (2x), last at Auburn (02/20/19) --



13 MASON JONES

G, So., 6-5, 207 | Desoto, Texas / Triple A Acad. / Connors State CC

- 6th in SEC in 3's made (75 total) ... 8th in SEC in FT% (.799) ... 11th in SEC in FT made (111)
- Reached double figures in 20 times ... **Has led the team in scoring 10 times (team is 7-3):**
UC Davis - 21 | Montana St. - 18 | Colorado St. - 16 | Georgia Tech - 17 | Texas St. - 21
Florida - 30 | Georgia - 23 | Miss State - 30 | Ole Miss - 22 | at Providence - 18
- Has also led the team in assists 9 times:
Indiana - 7 | Ga Tech - 5 | Texas St. - 4 | Florida - 3 | Tennessee - 6
UGA - 4 | at USC - 4 | Texas A&M - 4 | at Vandy - 5
- Has led the team in scoring and assists in the same game 4 times.
- **2nd on the team in rebounding (3.9), assists (96) and steals (31); 3rd in scoring (13.8).**

- Clutch in the final seconds in 3x ... Vs. Indiana, made free throw with two seconds left for 73-72 win ... At LSU, hit jumper in lane with 22 seconds left to give team 90-89 led (which was final score) ... Vs. Vandy and team up one, made two free throws with seven seconds left for 69-66 lead (which was final score).
- **In his seven games coming off the bench, shooting 50 percent (19-of-38) from deep with 20 assists.**

2018-19 (So.) HIGHLIGHTS:

- Led the team in scoring (21) and rebounds (8) in the **UC Davis** win ... 15 of those points came in the first half (5-of-6 FG - 4-5 3FG) ... Seven of his eight boards came in the 2nd half ... Hit (and then missed on purpose) the game-winning free throw versus **Indiana** with 2.5 seconds left ... Finished with 11 points, five rebounds and seven assists ... Was first Razorback since Jan. 2012 to play at least 35 minutes, have at least seven assists and commit zero turnovers ... Scored a team-best 18 points in the **Montana State** win, making 6-of-8 from the field (5-of-7 from 3-pt range) ... 16 of those points came in the first half ... Posted first career double-double versus **FIU** - 19 points and 10 rebounds ... Was 7-of-9 from free throw line ... Led the team in scoring (16) at **Colorado State** ... Got Arkansas off to great start, hitting three, 3-pointers for a 12-2, finished with 16, first-half points ... Led the team in scoring (17) and assists (5) versus **Georgia Tech** ... Added six rebounds, second-best on the team ... Tied his season-high with five 3-pointers made ... Led the team in scoring (21) and assists (4) versus **Texas State** ... Also had a career-high three steals ... **At Texas A&M**, missed his first seven 3-pointers (and was 1-of-his-last-17 over 2 games) but had the confidence to still shoot late in the game ... In fact, made three straight from long range in the second half to give Arkansas a lead it would not relinquish ... Scored a **career-high 30 points versus Florida** (team scored 51), making four 3-pointers and sinking 12-of-13 at the line ... Also tied for the team lead with three assists ... With Arkansas down 15 with six to play, Jones scored 11 in a 15-2 to get the Razorbacks to within two (53-51) ... Continued strong play **vs. LSU**, scoring 22 points and adding six rebounds ... Was 8-of-9 at the free throw line ... Pumped in 18 at **#3 Tennessee** while tying for the team lead in rebounds (7) and leading the team with six assists ... **At Ole Miss**, suffered through a 1-of-10 performance from the field (0-for-6 from 3-pt range), but had a blocked shot, two steals and a **team-best seven deflections** ... Led the team in scoring (23), rebounds (6) and assists (4) in the win over **Georgia** ... Had 15 of team's 1st-half 31 points, including a 3-pointer to tie game with 23 seconds left in half ... Only scored 10 points at LSU but the final two led team to a win over the #19 Tigers ... Down one, Jones hit a jumper in the lane with 22 seconds left for a 90-89 lead, which was the final ... Sealed Vanderbilt win by making two free throws with seven seconds left to give Arkansas a 69-66 lead (which was final score) ... Scored 15 points and had team-high four assists **at South Carolina** ... Was 3-of-6 from 3-point range, the first of which gave Arkansas a triple its 1,000th-straight game ... **Tied career-high with 30 points versus Mississippi State** ... Tied career-high with five 3-pointers made ... In the **Ole Miss** win, had a game-high 22 points, making 7-of-10 FG and 6-of-8 3-pointers ... 16 of those 22 points came in the second half (5-of-7 FG - 4-of-5 3-pointers) ... Scored 16 **at Vandy** and set or tied SEC-bests with six rebounds, five assists and three steals ... Tied for team high honors with six rebounds versus Florida in SEC Tournament ... Led the team with 18 points **at Providence**, making 4-of-6 from 3-point range, adding four rebounds and four assists.

#13 MASON JONES 2018-19 GAME STATS

Opponent	Date	GS	Min	FG	FGA	Pct	3FG	3A	Pct	FT	FTA	Pct	O	D	Tot	Avg	PF	FO	A	TO	Blk	Stl	Pts	Avg
vs Texas	11/09/18	*	37	3	10	.300	2	6	.333	3	4	.750	0	6	6	6.0	4	0	3	4	1	0	11	11.0
UC DAVIS	11/12/18	*	31	6	10	.600	4	7	.571	5	7	.714	1	7	8	7.0	1	0	2	2	0	1	21	16.0
INDIANA	11/18/18	*	38	3	8	.375	1	4	.250	4	6	.667	0	5	5	6.3	2	0	7	0	0	1	11	14.3
MONTANA STATE	11/21/18	*	21	6	8	.750	5	7	.714	1	2	.500	0	3	3	5.5	2	0	3	3	0	2	18	15.3
UT ARLINGTON	11/23/18	*	25	0	5	.000	0	3	.000	4	4	1.000	1	4	5	5.4	4	0	0	2	0	0	4	13.0
FIU	12/01/18	*	25	5	8	.625	2	4	.500	7	9	.778	1	9	10	6.2	3	0	3	3	0	2	19	14.0
at Colorado State	12/05/18	*	29	5	10	.500	4	8	.500	2	2	1.000	0	4	4	5.9	2	0	4	0	0	1	16	14.3
WESTERN KENTUCKY	12/08/18	*	29	5	11	.455	3	8	.375	2	2	1.000	1	2	3	5.5	2	0	1	1	0	1	15	14.4
vs UTSA	12/15/18	*	27	2	7	.286	0	2	.000	2	2	1.000	0	4	4	5.3	5	1	3	3	0	0	6	13.4
GEORGIA TECH	12/19/18	*	35	5	15	.333	5	13	.385	2	2	1.000	3	3	6	5.4	1	0	5	2	0	2	17	13.8
TEXAS STATE	12/22/18	*	33	5	7	.714	1	3	.333	10	13	.769	0	4	4	5.3	2	0	4	1	0	3	21	14.5
AUSTIN PEAY	12/28/18	*	30	1	10	.100	0	3	.000	0	0	.000	2	1	3	5.1	2	0	4	1	0	0	2	13.4
at Texas A&M	01/05/19	*	24	3	11	.273	3	11	.273	0	0	.000	0	5	5	5.1	3	0	3	1	0	0	9	13.1
FLORIDA	01/09/19	*	34	7	13	.538	4	9	.444	12	13	.923	0	2	2	4.9	0	0	3	4	1	0	30	14.3
LSU	01/12/19	*	38	6	10	.600	2	5	.400	8	9	.889	1	5	6	4.9	3	0	1	3	0	1	22	14.8
at Tennessee	01/15/19	*	33	7	16	.438	2	8	.250	2	3	.667	2	5	7	5.1	2	0	6	3	0	1	18	15.0
at Ole Miss	01/19/19	*	31	1	10	.100	0	6	.000	3	4	.750	1	1	2	4.9	2	0	2	1	1	2	5	14.4
MISSOURI	01/23/19	*	26	2	10	.200	2	8	.250	0	0	.000	0	4	4	4.8	3	0	1	5	0	1	6	13.9
at Texas Tech	01/26/19	*	27	3	8	.375	2	6	.333	3	4	.750	0	3	3	4.7	5	1	1	0	0	1	11	13.8
GEORGIA	01/29/19	*	32	8	14	.571	2	7	.286	5	6	.833	0	6	6	4.8	4	0	4	0	1	1	23	14.3
at LSU	02/02/19	*	32	3	8	.375	2	5	.400	2	4	.500	0	1	1	4.6	1	0	5	1	0	1	10	14.0
VANDERBILT	02/05/19	*	32	2	7	.286	1	5	.200	2	3	.667	0	1	1	4.5	1	0	2	2	0	1	7	13.7
at South Carolina	02/09/19	*	34	4	9	.444	3	6	.500	4	5	.800	0	3	3	4.4	2	0	4	5	1	2	15	13.8
at Missouri	02/12/19	*	34	3	10	.300	1	4	.250	5	5	1.000	1	2	3	4.3	1	0	2	1	0	0	12	13.7
MISSISSIPPI STATE	02/16/19	*	32	9	18	.500	5	11	.455	7	9	.778	0	2	2	4.2	3	0	2	2	0	0	30	14.4
at Auburn	02/20/19	*	20	1	9	.111	0	6	.000	2	2	1.000	0	3	3	4.2	0	0	1	2	0	2	4	14.0
TEXAS A&M	02/23/19	26	4	13	.308	1	7	.143	2	2	1.000	0	0	0	4.0	2	0	4	0	0	0	11	13.9	
at Kentucky	02/26/19	25	3	9	.333	2	4	.500	1	3	.333	0	1	1	3.9	3	0	3	0	0	1	9	13.7	
OLE MISS	03/02/19	29	7	10	.700	6	8	.750	2	4	.500	0	3	3	3.9	2	0	2	4	0	0	22	14.0	
at Vanderbilt	03/06/19	25	4	10	.400	3	6	.500	5	6	.833	2	4	6	4.0	1	0	5	2	0	3	16	14.0	
ALABAMA	03/09/19	21	3	7	.429	2	4	.500	0	0	.000	0	0	0	3.8	3	0	1	0	0	0	8	13.8	
vs Florida	3/14/19	30	3	10	.300	1	3	.333	0	0	.000	1	5	6	3.9	4	0	1	1	0	1	7	13.6	
at Providence	3/19/19	26	5	8	.625	4	6	.667	4	4	1.000	1	3	4	3.9	2	0	4	1	0	0	18	13.8	
Totals		26	971	134	329	.407	75	203	.369	111	139	.799	18	111	129	3.9	77	2	96	60	5	31	454	13.8

MASON JONES CAREER STATISTICS

Year	GP	GS	Min	Avg	FG	FGA	Pct	3FG	3FGA	Pct	FT	FTA	Pct	Off	Def	Tot	Avg	PF	FO	Ast	TO	Blk	Stl	Pts	Avg
2018-19	33	26	971	29.4	134	329	.407	75	203	.369	111	139	.799	18	111	129	3.9	77	2	96	60	5	31	454	13.8



PERSONAL BESTS

POINTS Season: 30 (2x), last vs. Miss State (02/16/19) Career: --	SEC ONLY 30 (2x), last vs. Miss State (02/16/19) --
FG MADE Season: 9 vs. Miss State (02/16/19) Career: --	SEC ONLY 9 vs. Miss State (02/16/19) --
FG ATTEMPTED Season: 18 vs. Miss State (02/16/19) Career: --	SEC ONLY 18 vs. Miss State (02/16/19) --
3-POINT FG MADE Season: 6 vs. Ole Miss (03/02/19) Career: --	SEC ONLY 6 vs. Ole Miss (03/02/19) --
3-PT FG ATTEMPTS Season: 13 vs. GA Tech (12/19/18) Career: --	SEC ONLY 11 (2x), last vs. Miss State (02/16/19) --
FT MADE Season: 12 vs. Florida (01/09/19) Career: --	SEC ONLY 12 vs. Florida (01/09/19) --
FT ATTEMPTED Season: 13 (2x), last vs. Fla (01/09/19) Career: --	SEC ONLY 13 vs. Florida (01/09/19) --
REBOUNDS Season: 10 vs. FIU (12/01/18) Career: --	SEC ONLY 6 (3x), last at Vandy (03/06/19) --
ASSISTS Season: 7 vs. Indiana (11/18/18) Career: --	SEC ONLY 5 (3x), last at Vandy (03/06/19) --
STEALS Season: 3 (2x), last at Vandy (03/06/19) Career: --	SEC ONLY 3 at Vanderbilt (03/06/19) --
BLOCKED SHOTS Season: 1 (5x), last at USC (02/09/19) Career: --	SEC ONLY 1 (4x), last at USC (02/02/19) --
MINUTES Season: 38 (2x), last vs. LSU (01/12/19) Career: --	SEC ONLY 38 vs. LSU (01/12/19) --




15 JONATHAN HOLMES

G, Jr., 5-10, 190 | Columbia, Ill. / Columbia HS

2018-19 (Jr.) HIGHLIGHTS:

- Fan favorite.
- Put on scholarship on Feb. 7, 2019 with the Twitter video getting nearly 1,800 likes and 55,000 media vies the night it was posted.
- Was the only player on the roster that had made a 3-pointer in an Arkansas uniform to start the season, hitting two last season.
- In each of the last two games (at Vanderbilt and versus Alabama), hit a 3-pointer for Arkansas' final points ... Banked a 3-pointer at Vandy with 2 seconds left ... Swished a 3-pointer with

41 seconds left versus Alabama.



#15 JONATHAN HOLMES 2018-19 GAME STATS

Opponent	Date	GS	Min	FG	FGA	Pct	3FG	3A	Pct	FT	FTA	Pct	O	D	Tot	Avg	PF	FO	A	TO	Blk	Stl	Pts	Avg
vs Texas	11/09/18	DNP																						
UC DAVIS	11/12/18	DNP																						
INDIANA	11/18/18	DNP																						
MONTANA STATE	11/21/18	3		0	3	.000	0	2	.000	0	0	.000	0	0	0	0.0	1	0	0	0	0	0	0	0
UT ARLINGTON	11/23/18	1		0	1	.000	0	0	.000	0	0	.000	0	0	0	0.0	0	0	0	0	0	0	0	0
FIU	12/01/18	3		0	1	.000	0	1	.000	0	0	.000	0	0	0	0.0	0	0	0	0	0	0	0	0
at Colorado State	12/05/18	DNP																						
WESTERN KENTUCKY	12/08/18	DNP																						
vs UTSA	12/15/18	DNP																						
GEORGIA TECH	12/19/18	DNP																						
TEXAS STATE	12/22/18	DNP																						
AUSTIN PEAY	12/28/18	DNP																						
at Texas A&M	01/05/19	DNP																						
FLORIDA	01/09/19	DNP																						
LSU	01/12/19	DNP																						
at Tennessee	01/15/19	DNP																						
at Ole Miss	01/19/19	DNP																						
MISSOURI	01/23/19	DNP																						
at Texas Tech	01/26/19	DNP																						
GEORGIA	01/29/19	DNP																						
at LSU	02/02/19	DNP																						
VANDERBILT	02/05/19	DNP																						
at South Carolina	02/09/19	DNP																						
at Missouri	02/12/19	DNP																						
MISSISSIPPI STATE	02/16/19	DNP																						
at Auburn	02/20/19	DNP																						
TEXAS A&M	02/23/19	DNP																						
at Kentucky	02/26/19	DNP																						
OLE MISS	03/02/19	DNP																						
at Vanderbilt	03/06/19	3		1	1	1.000	1	1	1.000	0	0	.000	0	0	0	0.0	0	0	0	0	0	0	3	0.8
ALABAMA	03/09/19	1		1	1	1.000	1	1	1.000	0	0	.000	0	0	0	0.0	0	0	0	1	0	0	3	1.2
vs Florida	3/14/19	DNP																						
at Providence	3/19/19	DNP																						
Totals		0	11	2	7	.286	2	5	.400	0	0	.000	0	0	0	0.0	1	0	0	1	0	0	6	1.2

JONATHAN HOLMES CAREER STATISTICS

Year	GP	GS	Min	Avg	FG	FGA	Pct	3FG	3FGA	Pct	FT	FTA	Pct	Off	Def	Tot	Avg	PF	FO	Ast	TO	Blk	Stl	Pts	Avg
2016-17	6	0	7	1.2	1	5	.200	0	4	.000	0	0	.000	0	1	1	0.2	1	0	0	0	0	0	2	0.3
2017-18	11	0	18	1.6	6	15	.400	2	6	.333	1	2	.500	2	1	3	0.3	1	0	1	2	0	1	15	1.4
2018-19	5	0	11	2.2	2	7	.286	2	5	.400	0	0	.000	0	0	0	0.0	1	0	0	1	0	0	6	1.2
TOTAL	22	0	36	1.6	9	27	.333	4	15	.267	1	2	.500	2	2	4	0.2	3	0	1	3	0	1	23	1.0

• PERSONAL BESTS •

POINTS	SEC ONLY
Season: 3 at Vanderbilt (03/06/19)	3 at Vanderbilt (03/06/19)
Career: 3 (3x), last Vandy (03/02/18)	3 at Vanderbilt (03/06/19)
FG MADE	SEC ONLY
Season: 1 at Vanderbilt (03/06/19)	1 at Vanderbilt (03/06/19)
Career: 1 (8x), last at Vandy (03/06/19)	1 (2x), last at Vandy (03/06/19)
FG ATTEMPTED	SEC ONLY
Season: 3 vs Montana State (11/21/18)	--
Career: 3 vs Montana State (11/21/18)	1 (5x), last vs. TX A&M (02/14/18)
3-POINT FG MADE	SEC ONLY
Season: 1 at Vanderbilt (03/06/19)	1 at Vanderbilt (03/06/19)
Career: 1 (8x), last at Vandy (03/06/19)	1 at Vanderbilt (03/06/19)
3-PT FG ATTEMPTS	SEC ONLY
Season: 2 vs Montana State (11/21/18)	--
Career: 2 vs. Austin Peay (12/03/16)	1 (2x), last at Vandy (03/06/19)
FT MADE	SEC ONLY
Season: --	--
Career: 1 vs. Samford (11/10/17)	--
FT ATTEMPTED	SEC ONLY
Season: --	--
Career: 2 vs. Samford (11/10/17)	--
REBOUNDS	SEC ONLY
Season: --	--
Career: 1 (4x), last vs. Vandy (02/10/18)	1 vs. Vanderbilt (02/10/18)
ASSISTS	SEC ONLY
Season: --	--
Career: 1 vs. Samford (11/10/17)	--
STEALS	SEC ONLY
Season: --	--
Career: : 1 vs Bucknell (11/12/17)	--
BLOCKED SHOTS	SEC ONLY
Season: --	--
Career: --	--
MINUTES	SEC ONLY
Season: 3 (3x) last at Vandy (03/02/19)	3 at Vanderbilt (03/06/19)
Career: 4 vs. UConn (11/26/17)	3 at Vanderbilt (03/06/19)



22 GABE OSABUOHEN

F, So., 6-8, 221 | Toronto, Canada / Southwest Christian Acad. (Ark.)

• Pronounced Oh-sah-BOY-en.

• After getting 1st career "second-half" start at Auburn, **has started last seven ... Has 36 deflections and drawn four charges in his seven starts while compiling 26 rebounds, 16 assists and 10 steals ...** In 1st start, versus Texas A&M, was 4-of-4 from the field (8 pts), adding two assists and two steals but only played 16 minutes due to foul trouble ... At Kentucky, had five rebounds, four assists, a blocked shot and took a charge ... Had four assists and three steals (two in the finale 23 seconds) with six deflections in Ole Miss win ... Scoreless at Vandy but led team in rebounds (7) and deflections (7) ... Tied career-high with 8 boards at Providence.

• Top deflections games: 7 at Vandy and 6 each vs A&M, Ole Miss and at Providence.

- Took three charges at LSU and **is second on the team with 23 charges taken** ... Also took three charges versus UT Arlington.
- First sub off the bench (solo or tied) in 17 of the first 26 games prior to becoming a starter.
- Praised by Coach Anderson for having a positive impact on the game in areas other than scoring ... High energy guy that gets deflections, takes charges, dives for loose balls and hits the boards.

2018-19 (So.) HIGHLIGHTS:

• Hit his first career 3-pointer versus **Indiana** (missing the first six of his career) at the first half drew to a close to give the Razorbacks a 38-35 lead ... Took three charges versus **UT Arlington** ... Perhaps best all-around game came versus **Texas State** ... In addition to drawing two charges and getting three deflections, hit his second career 3-pointer as the Hogs went on a 17-0 run ... Tied then career high with five rebounds while handing out a then career-high four assists ... Set or tied then career highs in points (6), rebounds (7) and steals (2) at **Texas A&M** ... Also took a charge while playing 18 minutes, his most in an SEC game at the time ... Grabbed a **career-best eight boards versus Florida** ... Was 5-of-7 at the free throw line at #3 Tennessee, both career highs ... **Scored a career-high 13 points at Ole Miss** while taking two charges ... Hit his third career 3-pointer at **#13 Texas Tech** as part of 8-0 run in the first half ... Despite foul trouble, had a well-rounded game in **Georgia** win ... Drained a 3-pointer, took a charge and had three rebounds, three assists (most in SEC game) and career-high two blocked shots ... Took three charges and drained a 3-pointer in the win at **#19 LSU** ... Battled foul trouble in **home win over Vanderbilt**, but had a key steal late in the game that Coach Anderson said "was one of the biggest plays of the game" ... Started the second half at **Auburn**, which would earn him his starting role over to end the season, and had a career-high three steals ... In **Ole Miss win**, tied career high with three steals, including two in the final minute to lift Arkansas to the win ... First led to jump ball and eventually Harris' game-winning layup with 5.9 seconds left ... Second steal came two seconds later to seal the win ... Added four assists and six deflections ... Did not score at **Vandy** but once impacted the game ... First time in his career, led the team in rebounds (7) and had a team-best seven deflections, with three assists and two steals ... At **Providence**, had a steal on the opening possession and finished with six deflections as part of a solid defensive effort ... Finished with 11 points (4-of-6 shooting) and tied a career-high with eight rebounds ... Made team's second 3-pointer of the game as team made its first five of the night.



#22 GABE OSABUOHEN 2018-19 GAME STATS

Opponent	Date	GS	Min	FG	FGA	Pct	3FG	3A	Pct	FT	FTA	Pct	O	D	Tot	Avg	PF	FO	A	TO	Blk	Stl	Pts	Avg
vs Texas	11/09/18	11	0	4	.000	0	1	.000	1	2	.500	2	1	3	3.0	1	0	0	1	1	0	1	1.0	
UC DAVIS	11/12/18	14	0	3	.000	0	1	.000	0	2	.000	2	3	5	4.0	4	0	1	0	1	1	0	0.5	
INDIANA	11/18/18	10	2	3	.667	1	11	.000	0	0	.000	0	0	0	2.7	2	0	2	4	0	1	5	2.0	
MONTANA STATE	11/21/18	12	2	5	.400	0	2	.000	2	21	.000	1	1	2	2.5	2	0	1	0	0	2	6	3.0	
UT ARLINGTON	11/23/18	13	0	1	.000	0	0	.000	0	2	.000	1	1	2	2.4	5	1	2	2	1	0	0	2.4	
FIU	12/01/18	19	1	4	.250	0	1	.000	1	4	.250	1	4	5	2.8	4	0	1	1	1	1	3	2.5	
at Colorado State	12/05/18	9	2	5	.400	0	0	.000	1	11	.000	3	2	5	3.1	3	0	0	0	1	0	5	2.9	
WESTERN KENTUCKY	12/08/18	7	0	2	.000	0	1	.000	0	0	.000	0	1	1	2.9	2	0	0	1	0	0	0	2.5	
vs UTSA	12/15/18	10	2	6	.333	0	1	.000	0	0	.000	4	0	4	3.0	2	0	0	1	0	0	4	2.7	
GEORGIA TECH	12/19/18	10	0	0	.000	0	0	.000	2	21	.000	1	1	2	2.9	2	0	0	0	0	0	2	2.6	
TEXAS STATE	12/22/18	22	1	3	.333	1	11	.000	1	4	.250	3	2	5	3.1	2	0	4	2	0	0	4	2.7	
AUSTIN PEAY	12/28/18	10	0	2	.000	0	0	.000	1	2	.500	2	0	2	3.0	1	0	3	0	0	1	1	2.6	
at Texas A&M	01/05/19	18	3	6	.500	0	2	.000	0	0	.000	3	4	7	3.3	4	0	1	1	1	1	6	2.8	
FLORIDA	01/09/19	14	0	1	.000	0	1	.000	0	4	.000	3	5	8	3.6	5	1	0	2	1	0	0	2.6	
LSU	01/12/19	12	0	2	.000	0	1	.000	0	0	.000	0	0	0	3.4	3	0	1	0	0	1	0	2.5	
at Tennessee	01/15/19	10	0	0	.000	0	0	.000	5	7	.714	0	1	1	3.3	5	1	0	2	0	0	5	2.6	
at Ole Miss	01/19/19	26	5	9	.556	0	0	.000	3	4	.750	2	1	3	3.2	4	0	1	4	0	1	13	3.2	
MISSOURI	01/23/19	9	0	2	.000	0	1	.000	0	0	.000	0	2	2	3.2	3	0	1	1	0	1	0	3.1	
at Texas Tech	01/26/19	14	1	3	.333	1	11	.000	0	0	.000	1	1	2	3.1	1	0	0	3	0	0	3	3.1	
GEORGIA	01/29/19	16	1	2	.500	1	2	.500	0	1	.000	0	3	3	3.1	1	0	3	0	2	2	3	3.1	
at LSU	02/02/19	16	1	2	.500	1	11	.000	0	0	.000	0	3	3	3.1	5	1	6	1	0	1	3	3.0	
VANDERBILT	02/05/19	10	0	0	.000	0	0	.000	0	0	.000	0	1	1	3.0	4	0	1	1	0	2	0	2.9	
at South Carolina	02/09/19	20	0	3	.000	0	1	.000	0	0	.000	1	1	2	3.0	2	0	1	0	0	1	0	2.8	
at Missouri	02/12/19	10	3	6	.500	0	2	.000	1	2	.500	1	1	2	2.9	2	0	1	1	1	0	7	3.0	
MISSISSIPPI STATE	02/16/19	8	0	1	.000	0	0	.000	0	0	.000	2	0	2	2.9	3	0	0	3	0	0	0	2.8	
at Auburn	02/20/19	19	3	4	.750	0	1	.000	1	2	.500	2	2	4	2.9	0	0	0	1	1	3	7	3.0	
TEXAS A&M	02/23/19 *	16	4	4	1.000	0	0	.000	0	1	.000	0	0	0	2.8	4	0	2	0	0	2	8	3.2	
at Kentucky	02/26/19 *	19	0	3	.000	0	0	.000	0	0	.000	1	4	5	2.9	4	0	4	1	1	0	0	3.1	
OLE MISS	03/02/19 *	19	1	4	.250	0	0	.000	0	0	.000	0	1	1	2.8	2	0	4	1	0	3	2	3.0	
at Vanderbilt	03/06/19 *	24	0	5	.000	0	1	.000	0	0	.000	3	4	7	3.0	2	0	3	1	0	2	0	2.9	
ALABAMA	03/09/19 *	18	1	5	.200	0	1	.000	0	0	.000	2	0	2	2.9	3	0	2	1	0	1	2	2.9	
vs Florida	3/14/19 *	26	0	4	.000	0	2	.000	2	21	.000	1	2	3	2.9	2	0	0	1	0	1	2	2.9	
at Providence	3/19/19 *	17	4	6	.667	1	11	.000	2	3	.667	3	5	8	3.1	4	0	1	0	1	1	11	3.1	
Totals		7	488	37	110	.336	6	27	.222	23	47	.489	45	57	102	3.1	93	41	46	37	13	29	103	3.1

GABE OSABUOHEN CAREER STATISTICS

Year	GP	GS	Min	Avg	FG	FGA	Pct	3FG	3FGA	Pct	FT	FTA	Pct	Off	Def	Tot	Avg	PF	FO	Ass	TO	Blk	Stl	Pts	Avg
2017-18	20	0	136	6.8	10	25	.400	0	4	.000	2	10	.200	6	22	28	1.4	21	0	7	11	3	3	22	1.1
2018-19	33	7	488	14.8	37	110	.336	6	27	.222	23	47	.489	45	57	102	3.1	93	4	46	37	13	29	103	3.1
TOTAL	53	7	624	11.8	47	135	.348	6	31	.194	25	57	.439	51	79	130	2.5	114	4	53	48	16	32	125	2.4

• PERSONAL BESTS •

POINTS	SEC ONLY
Season: 13 at Ole Miss (01/19/19)	13 at Ole Miss (01/19/19)
Season: 13 at Ole Miss (01/19/19)	13 at Ole Miss (01/19/19)
FG MADE	SEC ONLY
Season: 5 at Ole Miss (01/19/19)	5 at Ole Miss (01/19/19)
Season: 5 at Ole Miss (01/19/19)	5 at Ole Miss (01/19/19)
FG ATTEMPTED	SEC ONLY
Season: 9 at Ole Miss (01/19/19)	9 at Ole Miss (01/19/19)
Season: 9 at Ole Miss (01/19/19)	9 at Ole Miss (01/19/19)
3-POINT FG MADE	SEC ONLY
Season: 1 (6x), last at Providence (03/19/19)	1 (2x), last at LSU (02/02/19)
Career: 1 (6x), last at PC (03/19/19)	1 (2x), last at LSU (02/02/19)
3-PT FG ATTEMPTS	SEC ONLY
Season: 2 (4x), last at Missouri (02/12/19)	2 (3x), last at Missouri (02/12/19)
Career: 2 (4x), last at Missouri (02/12/19)	2 (3x), last at Missouri (02/12/19)
FT MADE	SEC ONLY
Season: 5 at Tennessee (01/15/19)	5 at Tennessee (01/15/19)
Season: 5 at Tennessee (01/15/19)	5 at Tennessee (01/15/19)
FT ATTEMPTED	SEC ONLY
Season: 7 at Tennessee (01/15/19)	7 at Tennessee (01/15/19)
Season: 7 at Tennessee (01/15/19)	7 at Tennessee (01/15/19)
REBOUNDS	SEC ONLY
Season: 8 (2x), last at Providence (03/19/19)	8 vs. Florida (01/09/19)
Career: 8 (2x), last at PC (03/19/19)	8 vs. Florida (01/09/19)
ASSISTS	SEC ONLY
Season: 6 at LSU (02/02/19)	6 at LSU (02/02/19)
Career: 6 at LSU (02/02/19)	6 at LSU (02/02/19)
STEALS	SEC ONLY
Season: 3 (2x), last vs. Ole Miss (03/02/19)	3 (2x), last vs. Ole Miss (03/02/19)
Career: 3 (2x), last vs. Ole Miss (03/02/19)	3 (2x), last vs. Ole Miss (03/02/19)
BLOCKED SHOTS	SEC ONLY
Season: 2 vs. Georgia (01/29/19)	2 vs. Georgia (01/29/19)
Career: 2 vs. Georgia (01/29/19)	2 vs. Georgia (01/29/19)
MINUTES	SEC ONLY
Season: 26 (2x), last vs. Florida (03/14/19)	26 at Ole Miss (01/19/19)
Career: 26 (2x), last vs. UF (03/14/19)	26 at Ole Miss (01/19/19)



24 ETHAN HENDERSON

F, Fr., 6-8, 210 | Little Rock, Ark. / Parkview Magnet HS

- Coming off career game at Providence, literally and figuratively.
 - 1st 32 Games of the season 28 minutes | 2-of-3 FG | 5 pts | 6 rebs.
 - At Providence (Game 33) 18 minutes | 3-of-6 FG | 6 pts | 5 rebs

2018-19 (Fr.) HIGHLIGHTS:

- Had two rebounds and a blocked shot in eight minutes versus Montana State.
- Grabbed two rebounds and dished out first career assist in UTA win.
- Scored first points versus FIU, making a basket and a free throw, and had first steal.
- Saw his first action in eight games at #3 Tennessee and responded well ... Scored on an offensive put-back and had two steals in four minutes of action.
- Only played the final minute at Auburn, but had a block to tie for the team lead in the category.
- At Providence, set career highs in minutes (18), field goals made and attempted (3-of-6), points (6) and rebounds (5) ... Added two dunks ... Entered game the earliest of his career (15:44 in the first half) and scored at 14:16 to start an 8-0 to put Arkansas up 11.



#24 ETHAN HENDERSON 2018-19 GAME STATS

Opponent	Date	GS	Min	FG	FGA	Pct	3FG	3A	Pct	FT	FTA	Pct	O	D	Tot	Avg	PF	FO	A	TO	Blk	Stl	Pts	Avg
vs Texas	11/09/18	DNP																						
UC DAVIS	11/12/18	2		0	0	.000	0	0	.000	0	0	.000	0	0	0	0.0	1	0	0	1	0	0	0	0
INDIANA	11/18/18	DNP																						
MONTANA STATE	11/21/18	8		0	0	.000	0	0	.000	0	1	.000	1	1	2	1.0	1	0	0	2	1	0	0	0
UT ARLINGTON	11/23/18	2		0	0	.000	0	0	.000	0	0	.000	0	2	2	1.3	1	0	1	0	0	0	0	0
FIU	12/01/18	4		1	1	1.000	0	0	.000	1	2	.500	0	1	1	1.3	0	0	0	0	0	1	3	0.8
at Colorado State	12/05/18	2		0	0	.000	0	0	.000	0	0	.000	0	0	0	1.0	0	0	0	0	0	0	0	0
WESTERN KENTUCKY	12/08/18	DNP																						
vs UTSA	12/15/18	DNP																						
GEORGIA TECH	12/19/18	DNP																						
TEXAS STATE	12/22/18	DNP																						
AUSTIN PEAY	12/28/18	DNP																						
at Texas A&M	01/05/19	DNP																						
FLORIDA	01/09/19	DNP																						
LSU	01/12/19	DNP																						
at Tennessee	01/15/19	4		1	1	1.000	0	0	.000	0	0	.000	1	0	1	1.0	0	0	0	0	0	2	2	0.8
at Ole Miss	01/19/19	DNP																						
MISSOURI	01/23/19	DNP																						
at Texas Tech	01/26/19	DNP																						
GEORGIA	01/29/19	1		0	1	.000	0	0	.000	0	0	.000	0	0	0	0.9	1	0	0	0	0	0	0	0.7
at LSU	02/02/19	DNP																						
VANDERBILT	02/05/19	DNP																						
at South Carolina	02/09/19	DNP																						
at Missouri	02/12/19	DNP																						
MISSISSIPPI STATE	02/16/19	DNP																						
at Auburn	02/20/19	1		0	0	.000	0	0	.000	0	0	.000	0	0	0	0.8	0	0	0	0	1	0	0	0.6
TEXAS A&M	02/23/19	DNP																						
at Kentucky	02/26/19	DNP																						
OLE MISS	03/02/19	DNP																						
at Vanderbilt	03/06/19	3		0	0	.000	0	0	.000	0	0	.000	0	0	0	0.7	0	0	0	0	0	0	0	0.6
ALABAMA	03/09/19	1		0	0	.000	0	0	.000	0	0	.000	0	0	0	0.6	0	0	0	0	0	0	0	0.5
vs Florida	3/14/19	DNP																						
at Providence	3/19/19	18		3	6	.500	0	0	.000	0	0	.000	1	4	5	1.0	0	0	0	0	0	0	6	1.0
Totals		0	46	5	9	.556	0	0	.000	1	3	.333	3	8	11	1.0	4	0	1	3	2	3	11	1.0

ETHAN HENDERSON CAREER STATISTICS

Year	GP	GS	Min	Avg	FG	FGA	Pct	3FG	3FGA	Pct	FT	FTA	Pct	Off	Def	Tot	Avg	PF	FO	Ast	TO	Blk	Stl	Pts	Avg
2018-19	11	0	46	4.2	5	9	.556	0	0	.000	1	3	.333	3	8	11	1.0	4	0	1	3	2	3	11	1.0

• PERSONAL BESTS •

POINTS	SEC ONLY
Season: 6 at Providence (03/19/19)	2 at Tennessee (01/15/19)
Career: --	--
FG MADE	SEC ONLY
Season: 3 at Providence (03/19/19)	1 at Tennessee (01/15/19)
Career: --	--
FG ATTEMPTED	SEC ONLY
Season: 6 at Providence (03/19/19)	1 (2x), last vs. Georgia (01/29/19)
Career: --	--
3-POINT FG MADE	SEC ONLY
Season: --	--
Career: --	--
3-PT FG ATTEMPTS	SEC ONLY
Season: --	--
Career: --	--
FT MADE	SEC ONLY
Season: 1 vs FIU (12/01/18)	--
Career: --	--
FT ATTEMPTED	SEC ONLY
Season: 2 vs FIU (12/01/18)	--
Career: --	--
REBOUNDS	SEC ONLY
Season: 5 at Providence (03/19/19)	1 at Tennessee (01/15/19)
Career: --	--
ASSISTS	SEC ONLY
Season: 1 vs UTA (11/23/18)	--
Career: --	--
STEALS	SEC ONLY
Season: 2 at Tennessee (01/15/19)	2 at Tennessee (01/15/19)
Career: --	--
BLOCKED SHOTS	SEC ONLY
Season: 1 (2x), last at Auburn (02/20/19)	1 at Auburn (02/20/19)
Career: --	--
MINUTES	SEC ONLY
Season: 18 at Providence (03/19/19)	4 at Tennessee (01/15/19)
Career: --	--



35 REGGIE CHANEY

F, Fr., 6-8, 222 | Tulsa, Okla. / Findlay Prep (Nev.)

- 12th in the SEC with 45 total blocked shots.
- Blocked a shot in 15 straight games (Games 2-16) ... Had a **career-high seven blocked shots at Providence** and five blocked shots in win over Georgia ... Has blocked four shots in a game on three other occasions.
- Earned starts versus Texas State and at Ole Miss.
- Has been the fist sub (solo or tied) seven times.
- With Gafford departure, **leads team with 111 deflections**, getting 10 deflections at Providence ... Also had 10 versus UTSA early in the year.
- Over the last eight games, has 36 deflections (4.5 average).

2018-19 (Fr.) HIGHLIGHTS:

- Battled foul trouble versus Texas in debut, but still pulled down five rebounds and had a steal in just 11 minutes.
- Was productive in his 13 minutes versus Indiana, getting four points, three rebounds and three blocked shots.
- Got first career "second-half start" in Montana State game
- Led the team with a season-best eight rebounds versus UT Arlington ... Matched that total at Colorado State.
- With Daniel Gafford on the bench at Colorado State in foul trouble in the first half, Chaney stepped up and played a key role in the Razorbacks maintaining the lead ... Had nine points and five rebounds in the half and finished with a season-best 11 points while tying his season-best with eight rebounds.
- Was impressive versus UTSA ... Set or tied career highs in minutes (28), points (11 - tied), assists (4), steals (4) and blocked shots (3 - tied) ... Added five rebounds and 10 deflections ... "Started" the second half and he responded by going 5-of-5 from the field with two steals, three blocked shots and two assists.
- Backed that up versus Georgia Tech by playing 27 minutes and earning his third "second-half start" of the season.
- Earned first career start versus Texas State ... Had some struggles as he only played 12 minutes and committed five turnovers ... However, he scored seven points (3-of-4 FG and 1-1 FT) and pulled down six rebounds while adding two blocked shots.
- Returned to the bench - and his high-level of play - by playing 25 minutes versus Austin Peay ... Scored a career-high 12 points, making a career-best 6-of-9 shots from the field.
- Struggled in his first two SEC games, but bounced back to play perhaps his best game vs. LSU ... Tied career-highs with 12 points and four steals, adding five rebounds and two blocked shots.
- Followed that by scoring 11 at #3 Tennessee (5-of-7 FG) with six rebounds (five offensive) in 20 minutes.
- Spurred a run in the first half (two layups and a steal) to get the team going in win over Missouri ... Finished with six points, six rebounds, two steals and tied career high with four assists.
- Blocked a then career-high five shots in the win over Georgia as team had 14 (most ever by the hogs in SEC game) ... Tied for the team lead in rebounds (6) and had two assists.
- Was a season-best 3-of-3 at the free throw line versus Mississippi State.
- Scored eight at Kentucky, including an ally-oop, fast-break dunk he started with a steal ... Played a key role in Arkansas' 1-point halftime lead as Daniel Gafford battled foul trouble.
- In the Ole Miss win, only had one basket - a dunk - but had two assists, two rebounds, a steal and four deflections.
- **Turned in his best performance at Providence**, where he got his fourth career "second-half start" ... Had career-high 14 points (making career-best 7-of-9 from the field), with a career-high seven blocked shots and 28 minutes ... Tied career-high with 10 deflections, adding five rebounds and two assists.



#35 REGGIE CHANEY 2018-19 GAME STATS

Opponent	Date	GS	Min	FG	FGA	Pct	3FG	FGA	Pct	FT	FTA	Pct	O	D	Tot	Avg	PF	FO	A	TO	Blk	Stl	Pts	Avg
vs Texas	11/09/18	11	0	1	.000	0	0	.000	0	0	.000	2	3	5	5.0	4	0	0	3	0	1	0	0.0	
UC DAVIS	11/12/18	11	1	4	.250	0	0	.000	1	4	.250	1	0	1	3.0	3	0	0	1	1	0	3	1.5	
INDIANA	11/18/18	13	2	4	.500	0	0	.000	0	1	.000	1	2	3	3.0	0	0	0	1	3	0	4	2.3	
MONTANA STATE	11/21/18	18	4	6	.667	0	0	.000	0	0	.000	2	3	5	3.5	4	0	1	2	1	0	8	3.8	
UT ARLINGTON	11/23/18	18	4	7	.571	0	0	.000	0	2	.000	2	6	8	4.4	3	0	0	3	1	0	8	4.6	
FIU	12/01/18	10	1	2	.500	0	0	.000	0	0	.000	0	0	0	3.7	2	0	0	0	2	1	2	4.2	
at Colorado State	12/05/18	19	5	8	.625	0	0	.000	1	3	.333	3	5	8	4.3	3	0	0	1	3	0	11	5.1	
WESTERN KENTUCKY	12/08/18	14	2	4	.500	0	0	.000	0	0	.000	0	4	4	4.3	0	0	0	1	1	0	4	5.0	
vs UTSA	12/15/18	28	5	7	.714	0	0	.000	1	2	.500	1	4	5	4.3	2	0	4	0	3	4	11	5.7	
GEORGIA TECH	12/19/18	27	3	6	.500	0	0	.000	0	0	.000	1	3	4	4.3	2	0	1	1	3	1	6	5.7	
TEXAS STATE	12/22/18 *	12	3	4	.750	0	0	.000	1	11	1.000	1	5	6	4.5	4	0	0	5	2	0	7	5.8	
AUSTIN PEAY	12/28/18	25	6	9	.667	0	0	.000	0	0	.000	1	3	4	4.4	2	0	1	2	1	0	12	6.3	
at Texas A&M	01/05/19	11	1	4	.250	0	0	.000	0	0	.000	0	3	3	4.3	3	0	0	0	1	0	2	6.0	
FLORIDA	01/09/19	5	0	2	.000	0	0	.000	0	0	.000	0	1	1	4.1	1	0	0	1	1	0	0	5.6	
LSU	01/12/19	27	6	8	.750	0	0	.000	0	1	.000	1	4	5	4.1	5	1	1	2	2	4	12	6.0	
at Tennessee	01/15/19	20	5	7	.714	0	0	.000	1	2	.500	5	1	6	4.3	4	0	1	1	1	0	11	6.3	
at Ole Miss	01/19/19 *	12	2	3	.667	0	0	.000	0	0	.000	1	0	1	4.1	2	0	0	0	0	0	4	6.2	
MISSOURI	01/23/19	23	3	7	.429	0	0	.000	0	0	.000	2	4	6	4.2	4	0	4	1	0	2	6	6.2	
at Texas Tech	01/26/19	12	1	2	.500	0	0	.000	2	21	1.000	2	1	3	4.1	3	0	0	2	0	0	4	6.1	
GEORGIA	01/29/19	25	3	7	.429	0	0	.000	0	1	.000	2	4	6	4.2	3	0	2	1	5	0	6	6.1	
at LSU	02/02/19	10	2	2	1.000	0	0	.000	0	0	.000	0	0	0	4.0	4	0	1	1	1	0	4	6.0	
VANDERBILT	02/05/19	18	1	2	.500	0	0	.000	1	2	.500	1	1	2	3.9	1	0	0	3	0	0	3	5.8	
at South Carolina	02/09/19	12	1	2	.500	0	0	.000	2	21	1.000	0	3	3	3.9	1	0	0	1	1	0	4	5.7	
at Missouri	02/12/19	15	0	2	.000	0	0	.000	0	0	.000	1	0	1	3.8	0	0	0	2	0	0	0	5.5	
MISSISSIPPI STATE	02/16/19	10	1	3	.333	0	0	.000	3	31	1.000	0	2	2	3.7	3	0	0	2	0	0	5	5.5	
at Auburn	02/20/19	16	2	4	.500	0	0	.000	0	1	.000	1	0	1	3.6	3	0	0	2	0	2	4	5.4	
TEXAS A&M	02/23/19	14	1	2	.500	0	0	.000	0	0	.000	1	1	2	3.5	2	0	2	0	1	1	2	5.3	
at Kentucky	02/26/19	17	3	5	.600	0	0	.000	2	21	1.000	0	2	2	3.5	2	0	1	1	0	1	8	5.4	
OLE MISS	03/02/19	16	1	1	1.000	0	0	.000	1	2	.500	1	1	2	3.4	0	0	2	0	0	1	3	5.3	
at Vanderbilt	03/06/19	15	3	5	.600	0	0	.000	1	2	.500	1	3	4	3.4	2	0	0	1	1	0	7	5.4	
ALABAMA	03/09/19	10	1	5	.200	0	0	.000	0	0	.000	2	2	4	3.5	0	0	0	1	2	1	2	5.3	
vs Florida	3/14/19	14	2	3	.667	0	0	.000	0	0	.000	1	2	3	3.4	2	0	1	1	1	1	4	5.2	
at Providence	3/19/19	28	7	9	.778	0	0	.000	0	0	.000	2	3	5	3.5	5	1	2	2	7	0	14	5.5	
Totals		2	536	82	147	.558	0	0	.000	17	33	.515	39	76	115	3.5	79	2	24	45	45	20	181	5.5

REGGIE CHANEY CAREER STATISTICS

Year	GP	GS	Min	Avg	FG	FGA	Pct	3FG	3FGA	Pct	FT	FTA	Pct	Off	Def	Tot	Avg	PF	FO	Ast	TO	Blk	Stl	Pts	Avg
2018-19	33	2	536	16.2	82	147	.558	0	0	.000	17	33	.515	39	76	115	3.5	79	2	24	45	45	20	181	5.5

• PERSONAL BESTS •

POINTS	SEC ONLY
Season: 14 at Providence (03/12/19)	12 vs. LSU (01/12/19)
Career: --	--
FG MADE	SEC ONLY
Season: 7 at Providence (03/12/19)	6 vs. LSU (01/12/19)
Career: --	--
FG ATTEMPTED	
Season: 9 (2x), last at Providence (03/19/19)	8 vs. LSU (01/12/19)
Career: --	--
3-POINT FG MADE	SEC ONLY
Season: --	--
Career: --	--
3-PT FG ATTEMPTS	SEC ONLY
Season: --	--
Career: --	--
FT MADE	SEC ONLY
Season: 3 vs. Miss State (02/16/19)	3 vs. Miss State (02/16/19)
Career: --	--
FT ATTEMPTED	SEC ONLY
Season: 4 vs. UC Davis (11/12/18)	3 vs. Miss State (02/16/19)
Career: --	--
REBOUNDS	SEC ONLY
Season: 8 (2x), last at CSU (12/05/18)	6 (3x), last vs. Georgia (01/29/19)
Career: --	--
ASSISTS	SEC ONLY
Season: 4 (2x), last vs. Mizzou (01/23/19)	4 vs. Missouri (01/23/19)
Career: --	--
STEALS	SEC ONLY
Season: 4 (2x), last vs. LSU (01/12/19)	4 vs. LSU (01/12/19)
Career: --	--
BLOCKED SHOTS	SEC ONLY
Season: 7 at Providence (03/19/19)	5 vs. Georgia (01/29/19)
Career: --	--
MINUTES	SEC ONLY
Season: 28 (2x), last at Providence (03/19/19)	27 vs. LSU (01/12/19)
Career: --	--

ARKANSAS RAZORBACKS

2018-19 SEASON RESULTS & LEADERS

RECORD:	OVERALL	HOME	AWAY	NEUTRAL
ALL GAMES	18-15	12-6	5-7	1-2
CONFERENCE	8-10	5-4	3-6	0-0
NON-CONFERENCE	10-5	7-2	2-1	1-2

DATE	TIME (CT)	OPPONENT	TV	RESULT	ATTEND	RECORD (SEC)	HIGH POINTS	HIGH REBOUNDS
11/09/18	6:00 pm	# vs Texas	ESPN	(ot) 71-73 L	1400	0-1 --	(20)Daniel Gafford	(12)Daniel Gafford
11/12/18	7:00 pm	+ UC DAVIS	SEC Network Plus	W 81-58	13444	1-1 --	(20)Mason Jones	(8)Mason Jones
11/18/18	2:30 pm	+ INDIANA	ESPN	W 73-72	17456	2-1 --	(27)Daniel Gafford	(12)Daniel Gafford
11/21/18	7:00 pm	+ MONTANA STATE	SEC Network Plus	W 90-68	13698	3-1 --	(18)Mason Jones	(7)Daniel Gafford
11/23/18	7:00 pm	+ UT ARLINGTON	SEC Network Plus	W 78-60	17403	4-1 --	(21)Daniel Gafford	(8)Reggie Chaney
12/01/18	7:00 pm	FIU	SEC Network Plus	W 121-89	13763	5-1 --	(34)Isaiah Joe	(12)Daniel Gafford
12/05/18	9:00 pm	at Colorado State	CBS Sports Network	W 98-74	3238	6-1 --	(16)Mason Jones	(9)Daniel Gafford
12/08/18	2:30 pm	WESTERN KENTUCKY	SEC Network	77-78 L	14488	6-2 --	(19)Isaiah Joe	(9)Daniel Gafford
12/15/18	7:00 pm	! vs UTSA	--	W 79-67	13728	7-2 --	(21)Isaiah Joe	(14)Daniel Gafford
12/19/18	8:00 pm	GEORGIA TECH	SEC Network	65-69 L	14368	7-3 --	(17)Mason Jones	(8)Daniel Gafford
12/22/18	1:00 pm	TEXAS STATE	SEC Network	W 73-70	13463	8-3 --	(21)Mason Jones	(10)Daniel Gafford
12/28/18	7:00 pm	AUSTIN PEAY	SEC Network Plus	W 76-65	14267	9-3 --	(16)Daniel Gafford	(10)Daniel Gafford
01/05/19	5:00 pm	* at Texas A&M	SEC Network	W 73-71	10049	10-3 1-0	(15)Jalen Harris	(11)Daniel Gafford
01/09/19	7:00 pm	* FLORIDA	SEC Network	51-57 L	17160	10-4 1-1	(30)Mason Jones	(12)Daniel Gafford
01/12/19	5:00 pm	* LSU	SEC Network	(ot) 88-94 L	17361	10-5 1-2	(32)Daniel Gafford	(7)Daniel Gafford
01/15/19	6:00 pm	* at #3 Tennessee	ESPN2	87-106 L	19282	10-6 1-3	(23)Isaiah Joe	(7)Daniel Gafford (7)Mason Jones
01/19/19	Noon	* at #18 Ole Miss	SEC Network	67-84 L	9500	10-7 1-4	(16)K. Embery-Simpson	(10)Daniel Gafford
01/23/19	8:00 pm	* MISSOURI	SEC Network	W 72-60	13881	11-7 2-4	(23)Isaiah Joe	(10)Daniel Gafford
01/26/19	5:00 pm	% at #13 Texas Tech	ESPN2	64-67 L	14290	11-8 --	(16)Daniel Gafford	(5)Daniel Gafford
01/29/19	6:00 pm	* GEORGIA	ESPNU	W 70-60	13970	12-8 3-4	(23)Mason Jones	(6)Mason Jones (6)Reggie Chaney
02/02/19	5:00 pm	* at #19 LSU	SEC Network	W 90-89	13311	13-8 4-4	(23)Daniel Gafford	(8)Daniel Gafford
02/05/19	8:00 pm	* VANDERBILT	SEC Network	W 69-66	13587	14-5 5-4	(28)Daniel Gafford	(9)Daniel Gafford
02/09/19	2:30 pm	* at South Carolina	SEC Network	65-77 L	12374	14-9 5-5	(17)Jalen Harris	(6)Adrio Bailey
02/12/19	8:00 pm	* at Missouri	ESPNU	78-79 L	9489	14-10 5-6	(26)Daniel Gafford	(8)Daniel Gafford
02/16/19	7:30 pm	* MISSISSIPPI STATE	SEC Network	67-77 L	17022	14-11 5-7	(30)Mason Jones	(11)Daniel Gafford
02/20/19	7:30 pm	* at Auburn	SEC Network	56-79 L	7493	14-12 5-8	(14)Isaiah Joe	(8)Daniel Gafford
02/23/19	7:30 pm	* TEXAS A&M	SEC Network	80-87 L	16108	14-13 5-9	(23)Daniel Gafford	(13)Daniel Gafford
02/26/19	8:00 pm	* at #4 Kentucky	SEC Network	66-70 L	21998	14-14 5-10	(19)Isaiah Joe	(8)Daniel Gafford
03/02/19	Noon	* OLE MISS	SEC Network	W 74-73	17320	15-14 6-10	(22)Mason Jones	(4)Adrio Bailey
03/06/19	7:30 pm	* at Vanderbilt	SEC Network	W 84-48	8517	16-14 7-10	(20)Daniel Gafford	(7)Gabe Osabuohien
03/09/19	5:00 pm	* ALABAMA	SEC Network	W 82-70	16253	17-14 8-10	(29)Daniel Gafford	(16)Daniel Gafford
03/14/19	Noon	^ #8 seed Florida	SEC Network	50-66 L	12720	17-15 --	(15)Daniel Gafford	(6)Daniel Gafford (6)Mason Jones
03/19/19	8:00 pm	\$ at #5 seed Providence	ESPN2	W 84-72	3057	18-15 --	(18)Mason Jones	(8)Gabe Osabuohien
03/23/19	11:00 am	\$ at #1 seed Indiana	ESPN					

Home Games in CAPS | * - Conference game | # - ESPN Armed Forces Classic (Fort Bliss - El Paso, Texas) | + = Hardwood Classic
! - at Verizon Arena (North Little Rock, Ark.) | % - Big 12/SEC Challenge | ^ - SEC Tournament (Nashville, Tenn. - Bridgestone Arena) | \$ - NIT (campus locations)

ATTENDANCE SUMMARY	GAMES	TOTALS	AVG/GAME
HOME	18	275012	15278
AWAY	12	132598	11050
NEUTRAL	3	27848	9283
TOTAL	33	435458	13196

ARKANSAS RAZORBACKS

2018-19 SEASON STATISTICS • ALL GAMES

RECORD:	OVERALL	HOME	AWAY	NEUTRAL
ALL GAMES	18-15	12-6	5-7	1-2
CONFERENCE	8-10	5-4	3-6	0-0
NON-CONFERENCE	10-5	7-2	2-1	1-2

				• TOTAL •			• 3-PTS •			• REBOUNDS •																
##	Player	GP	GS	Min	Avg	FG	FGA	Pct	3FG	FGA	Pct	FT	FTA	Pct	Off	Def	Tot	Avg	PF	FO	A	TO	Blk	Stl	Pts	Avg
10	Daniel Gafford	32	32	919	28.7	214	324	.660	0	0	.000	114	193	.591	91	186	277	8.7	88	3	23	76	65	30	542	16.9
01	Isaiah Joe	33	33	991	30.0	145	346	.419	110	264	.417	59	78	.756	21	69	90	2.7	60	0	58	40	5	51	459	13.9
13	Mason Jones	33	26	971	29.4	134	329	.407	75	203	.369	111	139	.799	18	111	129	3.9	77	2	96	60	5	31	454	13.8
05	Jalen Harris	33	33	1012	30.7	82	243	.337	8	67	.119	80	115	.696	17	77	94	2.8	74	1	182	65	6	36	252	7.6
02	Adrio Bailey	33	25	605	18.3	73	163	.448	2	11	.182	34	55	.618	27	70	97	2.9	88	2	24	27	23	25	182	5.5
35	Reggie Chaney	33	2	536	16.2	82	147	.558	0	0	.000	17	33	.515	39	76	115	3.5	79	2	24	45	45	20	181	5.5
00	Desi Sills	33	7	550	16.7	49	114	.430	25	57	.439	38	55	.691	12	28	40	1.2	63	1	56	50	0	20	161	4.9
11	K. Embery-Simpson	32	0	481	15.0	47	136	.346	23	85	.271	18	26	.692	9	29	38	1.2	40	0	21	22	2	24	135	4.2
22	Gabe Osabuohien	33	7	488	14.8	37	110	.336	6	27	.222	23	47	.489	45	57	102	3.1	93	4	46	37	13	29	103	3.1
12	Ty Stevens	2	0	2	1.0	1	11	1.000	0	0	.000	1	11	1.000	0	0	0	0.0	0	0	0	0	0	0	3	1.5
25	Jordan Phillips	7	0	38	5.4	3	20	.150	0	6	.000	4	41	1.000	1	4	5	0.7	6	0	1	2	0	1	10	1.4
15	Jonathan Holmes	5	0	11	2.2	2	7	.286	2	5	.400	0	0	.000	0	0	0	0.0	1	0	0	1	0	0	6	1.2
24	Ethan Henderson	11	0	46	4.2	5	9	.556	0	0	.000	1	3	.333	3	8	11	1.0	4	0	1	3	2	3	11	1.0
TM	TEAM.....														54	57	111	3.4	1		11				0	
	ARKANSAS.....	33				874	1949	.448	251	725	.346	500	749	.668	337	772	1109	33.6	674	15	532	439	166	270	2499	75.7
	Opponents.....	33				796	1878	.424	264	789	.335	539	780	.691	417	844	1261	38.2	714	-	428	540	109	206	2395	72.6

SCORE BY PERIODS:	1st	2nd	OT	Total
Arkansas	1140	1260	15	2415
Opponents	1110	1190	23	2323

DEADBALL REBOUNDS:	OFF	DEF	TOTAL
Arkansas	117	26	143
Opponents	101	24	125

ARKANSAS RAZORBACKS

2018-19 STATISTICS • SEC GAMES ONLY

RECORD:	OVERALL	HOME	AWAY
SEC ONLY	8-10	5-4	3-6

##	Player	GP	GS	• TOTAL •			• 3-PTS •						• REBOUNDS •													
				Min	Avg	FG	FGA	Pct	3FG	FGA	Pct	FT	FTA	Pct	Off	Def	Tot	Avg	PFFO	A	TO	Blk	St	Pts	Avg	
10	Daniel Gafford	18	18	514	28.6	121	187	.647	0	0	.000	59	100	.590	54	100	154	8.6	54	2	13	39	33	16	301	16.7
13	Mason Jones	18	13	528	29.3	77	194	.397	41	120	.342	62	78	.795	7	48	55	3.1	36	0	51	36	4	16	257	14.3
01	Isaiah Joe	18	18	554	30.8	79	184	.429	60	141	.426	22	29	.759	12	43	55	3.1	33	0	30	20	4	27	240	13.3
05	Jalen Harris	18	18	554	30.8	40	124	.323	4	35	.114	40	65	.615	9	41	50	2.8	43	1	89	38	3	12	124	6.9
00	Desi Sills	18	5	301	16.7	28	69	.406	15	32	.469	21	30	.700	7	13	20	1.1	29	0	28	25	0	9	92	5.1
02	Adrio Bailey	18	12	316	17.6	35	90	.389	1	6	.167	13	19	.684	17	31	48	2.7	47	1	11	13	9	13	84	4.7
35	Reggie Chaney	18	1	276	15.3	36	71	.507	0	0	.000	11	18	.611	19	32	51	2.8	40	1	14	20	16	12	83	4.6
11	K. Embery-Simpson	18	0	281	15.6	26	77	.338	12	48	.250	7	9	.778	6	15	21	1.2	21	0	12	13	0	13	71	3.9
22	Gabe Osabuohien	18	5	284	15.8	22	59	.373	2	14	.143	10	21	.476	20	33	53	2.9	56	3	31	21	7	21	56	3.1
15	Jonathan Holmes	2	0	4	2.0	2	2	1.000	2	2	1.000	0	0	.000	0	0	0	0.0	0	0	0	1	0	0	6	3.0
12	Ty Stevens	1	0	1	1.0	1	1	1.000	0	0	.000	1	1	1.000	0	0	0	0.0	0	0	0	0	0	0	3	3.0
24	Ethan Henderson	5	0	10	2.0	1	2	.500	0	0	.000	0	0	.000	1	0	1	0.2	1	0	0	0	1	2	2	0.4
25	Jordan Phillips	1	0	2	2.0	0	1	.000	0	1	.000	0	0	.000	0	0	0	0.0	0	0	0	0	0	0	0	0.0
TM	TEAM.....														29	26	55	3.1	1		9				0	
	RAZORBACKS.....	18				468	1061	.441	137	399	.343	246	370	.665	181	382	563	31.3	361	8	279	235	77	141	1319	73.3
	Opponents.....	18				448	993	.451	146	405	.360	305	429	.711	220	465	685	38.1	374	-	240	296	64	112	1347	74.8

SCORE BY PERIODS:	1st	2nd	OT	Total
Arkansas	611	701	7	1319
Opponents	665	669	13	1347

DEADBALL REBOUNDS:	OFF	DEF	TOTAL
Arkansas	60	10	70
Opponents	57	11	68

ARKANSAS RAZORBACKS

2019 STATISTICS • SEC TOURNEY ONLY

RECORD:
SEC TOURNAMENT

OVERALL 0-1 HOME 0-0 AWAY 0-0 NEUTRAL 0-1

##	Player	GP	GS	• TOTAL •					• 3-PTS •			• REBOUNDS •				PF	FO					Pts	Avg			
				Min	Avg	FG	FGA	Pct	3FG	FGA	Pct	FT	FTA	Pct	Off			Def	Tot	Avg	A			TO	Blk	Stl
10	Daniel Gafford	1	1	33	33.0	6	9	.667	0	0	.000	3	5	.600	2	4	6	6.0	2	0	0	1	1	0	15	15.0
01	Isaiah Joe	1	1	34	34.0	3	11	.273	2	9	.222	4	5	.800	1	1	2	2.0	2	0	3	2	0	2	12	12.0
13	Mason Jones	1	0	30	30.0	3	10	.300	1	3	.333	0	0	.000	1	5	6	6.0	4	0	1	1	0	1	7	7.0
00	Desi Sills	1	1	21	21.0	1	2	.500	1	11	.000	3	4	.750	1	0	1	1.0	5	1	1	2	0	1	6	6.0
35	Reggie Chaney	1	0	14	14.0	2	3	.667	0	0	.000	0	0	.000	1	2	3	3.0	2	0	1	1	1	1	4	4.0
02	Adrio Bailey	1	0	5	5.0	1	11	.000	0	0	.000	0	0	.000	0	0	0	0.0	3	0	0	0	1	0	2	2.0
22	Gabe Osabuohien	1	1	26	26.0	0	4	.000	0	2	.000	2	2	1.000	1	2	3	3.0	2	0	0	1	0	1	2	2.0
05	Jalen Harris	1	1	37	37.0	1	6	.167	0	1	.000	0	0	.000	1	3	4	4.0	1	0	5	5	0	3	2	2.0
TM	TEAM.....														1	0	1	1.0	0		0			0		
	Arkansas.....	1				17	46	.370	4	16	.250	12	16	.750	9	17	26	26.0	21	1	11	13	3	9	50	50.0
	Opponents.....	1				21	55	.382	8	22	.364	16	22	.727	19	22	41	41.0	18	-	11	12	2	8	66	66.0

SCORE BY PERIODS:	1st	2nd	Total
Arkansas	28	22	50
Opponents	30	36	66

DEADBALL REBOUNDS:	OFF	DEF	TOTAL
Arkansas	1	1	2
Opponents	3	1	4

ARKANSAS RAZORBACKS

2019 STATISTICS • NIT ONLY

RECORD:
NIT

OVERALL 1-0 HOME 0-0 AWAY 1-0 0-0

##	Player	GP	GS	• TOTAL •					• 3-PTS •			• REBOUNDS •				PF	FO					Pts	Avg			
				Min	Avg	FG	FGA	Pct	3FG	FGA	Pct	FT	FTA	Pct	Off			Def	Tot	Avg	A			TO	Blk	St
13	Mason Jones	1	0	26	26.0	5	8	.625	4	6	.667	4	4	1.000	1	3	4	4.0	2	0	4	1	0	0	18	18.0
35	Reggie Chaney	1	0	28	28.0	7	9	.778	0	0	.000	0	0	.000	2	3	5	5.0	5	1	2	2	7	0	14	14.0
01	Isaiah Joe	1	1	33	33.0	3	11	.273	2	8	.250	4	7	.571	1	4	5	5.0	1	0	2	1	1	0	12	12.0
22	Gabe Osabuohien	1	1	17	17.0	4	6	.667	1	11	.000	2	3	.667	3	5	8	8.0	4	0	1	0	1	1	11	11.0
00	Desi Sills	1	1	27	27.0	2	5	.400	2	4	.500	2	2	1.000	0	0	0	0.0	3	0	3	3	0	1	8	8.0
05	Jalen Harris	1	1	27	27.0	2	6	.333	0	1	.000	3	4	.750	1	4	5	5.0	2	0	6	5	1	3	7	7.0
24	Ethan Henderson	1	0	18	18.0	3	6	.500	0	0	.000	0	0	.000	1	4	5	5.0	0	0	0	0	0	0	6	6.0
02	Adrio Bailey	1	1	18	18.0	2	5	.400	0	0	.000	1	11	.000	0	2	2	2.0	3	0	1	2	0	0	5	5.0
11	K. Embery-Simpson	1	0	6	6.0	1	11	.000	1	11	.000	0	0	.000	0	1	1	1.0	1	0	0	0	0	0	3	3.0
TM	TEAM.....														0	1	1	1.0	0		0				0	
	Razorbacks.....	1				29	57	.509	10	21	.476	16	21	.762	9	27	36	36.0	21	1	19	14	10	5	84	84.0
	Opponents.....	1				24	62	.387	3	23	.130	21	30	.700	13	22	35	35.0	20	-	16	9	7	11	72	72.0

SCORE BY PERIODS:	1st	2nd	Total
Arkansas	42	42	84
Opponents	31	41	72

DEADBALL REBOUNDS:	OFF	DEF	TOTAL
Arkansas	2	0	2
Opponents	7	0	7

ARKANSAS RAZORBACKS

2019 STATISTICS • ALL POSTSEASON

RECORD:
ALL POSTSEASON

OVERALL 1-1 HOME 0-0 AWAY 1-0 NEUTRAL 0-1

##	Player	GP	GS	Min	Avg	• TOTAL •			• 3-PTS •			• REBOUNDS •				PF	FO	A	TO	Blk	Stl	Pts	Avg			
						FG	FGA	Pct	3FG	FGA	Pct	Off	Def	Tot	Avg											
10	Daniel Gafford	1	1	33	33.0	6	9	.667	0	0	.000	3	5	.600	2	4	6	6.0	2	0	0	1	1	0	15	15.0
13	Mason Jones	2	0	56	28.0	8	18	.444	5	9	.556	4	4	1.000	2	8	10	5.0	6	0	5	2	0	1	25	12.5
01	Isaiah Joe	2	2	67	33.5	6	22	.273	4	17	.235	8	12	.667	2	5	7	3.5	3	0	5	3	1	2	24	12.0
35	Reggie Chaney	2	0	42	21.0	9	12	.750	0	0	.000	0	0	.000	3	5	8	4.0	7	1	3	3	8	1	18	9.0
00	Desi Sills	2	2	48	24.0	3	7	.429	3	5	.600	5	6	.833	1	0	1	0.5	8	1	4	5	0	2	14	7.0
22	Gabe Osabuohien	2	2	43	21.5	4	10	.400	1	3	.333	4	5	.800	4	7	11	5.5	6	0	1	1	1	2	13	6.5
24	Ethan Henderson	1	0	18	18.0	3	6	.500	0	0	.000	0	0	.000	1	4	5	5.0	0	0	0	0	0	0	6	6.0
05	Jalen Harris	2	2	64	32.0	3	12	.250	0	2	.000	3	4	.750	2	7	9	4.5	3	0	11	10	1	6	9	4.5
02	Adrio Bailey	2	1	23	11.5	3	6	.500	0	0	.000	1	1	1.000	0	2	2	1.0	6	0	1	2	1	0	7	3.5
11	K. Embery-Simpson	1	0	6	6.0	1	1	1.000	1	1	1.000	0	0	.000	0	1	1	1.0	1	0	0	0	0	0	3	3.0
TM	TEAM.....														1	1	2	1.0	0		0				0	
	The Hogs.....	2				46	103	.447	14	37	.378	28	37	.757	18	44	62	31.0	42	2	30	27	13	14	134	67.0
	Opponents.....	2				45	117	.385	11	45	.244	37	52	.712	32	44	76	38.0	38	-	27	21	9	19	138	69.0

SCORE BY PERIODS:

	1st	2nd	Total
Arkansas	70	64	134
Opponents	61	77	138

DEADBALL REBOUNDS:

	OFF	DEF	TOTAL
Arkansas	3	1	4
Opponents	10	1	11

2018-19 RAZORBACK GAME-BY-GAME STATISTICS

Opponent	Date	Score	W/L	• TOTAL •			• 3-PTRS •			FT FTA Pct			• REBOUNDS •				PF	A	TO	Blk	Stl	Pts	Avg
				FG	FGA	Pct	3FG	FGA	Pct	FT	FTA	Pct	Off	Def	Tot	Avg							
vs Texas	11/09/18	71-73	Lot	25	61	.410	8	22	.364	13	24	.542	10	36	46	46.0	23	8	18	5	6	71	71.0
UC DAVIS	11/12/18	81-58	W	23	49	.469	8	20	.400	27	41	.659	5	26	31	38.5	21	14	15	6	10	81	76.0
INDIANA	11/18/18	73-72	W	28	64	.438	6	23	.261	11	19	.579	9	23	32	36.3	16	20	12	7	8	73	75.0
MONTANA STATE	11/21/18	90-68	W	37	70	.529	11	35	.314	5	10	.500	10	24	34	35.8	25	29	14	4	13	90	78.8
UT ARLINGTON	11/23/18	78-60	W	21	55	.382	2	16	.125	34	46	.739	14	32	46	37.8	25	15	16	4	7	78	78.6
FIU	12/01/18	121-89	W	42	69	.609	13	25	.520	24	39	.615	10	40	50	39.8	28	27	14	11	11	121	85.7
at Colorado State	12/05/18	98-74	W	38	73	.521	14	28	.500	8	14	.571	15	31	46	40.7	22	28	7	9	8	98	87.4
WESTERN KENTUCKY	12/08/18	77-78	L	30	69	.435	8	25	.320	9	16	.563	9	25	34	39.9	13	10	7	4	6	77	86.1
vs UTSA	12/15/18	79-67	W	23	55	.418	6	16	.375	27	34	.794	11	28	39	39.8	20	17	15	8	7	79	85.3
GEORGIA TECH	12/19/18	65-69	L	24	63	.381	10	32	.313	7	9	.778	13	18	31	38.9	17	16	16	6	7	65	83.3
TEXAS STATE	12/22/18	73-70	W	21	47	.447	3	11	.273	28	40	.700	9	25	34	38.5	20	12	15	5	8	73	82.4
AUSTIN PEAY	12/28/18	76-65	W	27	62	.435	7	17	.412	15	24	.625	14	20	34	38.1	21	21	11	5	14	76	81.8
at Texas A&M	01/05/19	73-71	W	26	70	.371	10	33	.303	11	22	.500	17	30	47	38.8	22	16	8	3	3	73	81.2
FLORIDA	01/09/19	51-57	L	15	50	.300	6	26	.231	15	26	.577	10	32	42	39.0	20	10	16	5	5	51	79.0
LSU	01/12/19	88-94	Lot	34	66	.515	3	16	.188	17	28	.607	11	20	31	38.5	24	21	16	5	9	88	79.6
at Tennessee	01/15/19	87-106	L	32	67	.478	10	26	.385	13	22	.591	16	17	33	38.1	28	16	19	1	9	87	80.1
at Ole Miss	01/19/19	67-84	L	22	55	.400	6	23	.261	17	21	.810	10	21	31	37.7	15	14	17	3	6	67	79.3
MISSOURI	01/23/19	72-60	W	26	59	.441	10	25	.400	10	16	.625	8	21	29	37.2	20	18	14	0	13	72	78.9
at Texas Tech	01/26/19	64-67	L	21	48	.438	4	19	.211	18	26	.692	9	18	27	36.7	20	6	17	2	10	64	78.1
GEORGIA	01/29/19	70-60	W	25	61	.410	5	21	.238	15	22	.682	6	26	32	36.5	22	14	4	14	6	70	77.7
at LSU	02/02/19	90-89	W	35	60	.583	13	24	.542	7	11	.636	4	16	20	35.7	29	20	18	3	8	90	78.3
VANDERBILT	02/05/19	69-66	W	23	51	.451	8	19	.421	15	20	.750	8	21	29	35.4	17	18	11	2	4	69	77.9
at South Carolina	02/09/19	65-77	L	22	57	.386	6	22	.273	15	20	.750	9	20	29	35.1	18	11	14	4	13	65	77.3
at Missouri	02/12/19	78-79	L	28	60	.467	5	20	.250	17	23	.739	13	20	33	35.0	17	16	12	3	5	78	77.3
MISSISSIPPI STATE	02/16/19	67-77	L	22	52	.423	7	20	.350	16	21	.762	9	22	31	34.8	23	16	20	5	7	67	76.9
at Auburn	02/20/19	56-79	L	19	58	.328	4	26	.154	14	24	.583	12	23	35	34.8	13	9	15	3	10	56	76.1
TEXAS A&M	02/23/19	80-87	L	30	63	.476	5	22	.227	15	21	.714	11	14	25	34.5	24	13	12	6	5	80	76.3
at Kentucky	02/26/19	66-70	L	23	61	.377	10	20	.500	10	15	.667	10	17	27	34.2	23	14	7	3	7	66	75.9
OLE MISS	03/02/19	74-73	W	27	49	.551	9	18	.500	11	20	.550	4	17	21	33.8	15	20	13	4	10	74	75.8
at Vanderbilt	03/06/19	84-48	W	30	57	.526	11	18	.611	13	20	.650	10	22	32	33.7	17	18	11	7	10	84	76.1
ALABAMA	03/09/19	82-70	W	29	65	.446	9	20	.450	15	18	.833	13	23	36	33.8	14	15	8	6	11	82	76.3
vs Florida	3/14/19	50-66	L	17	46	.370	4	16	.250	12	16	.750	9	17	26	33.5	21	11	13	3	9	50	75.5
at Providence	3/19/19	84-72	W	29	57	.509	10	21	.476	16	21	.762	9	27	36	33.6	21	19	14	10	5	84	75.7
Arkansas		2499		874	1949	.448	251	725	.346	500	749	.668	337	772	1109	33.6	674	532	439	166	270	2499	75.7
Opponents		2395		796	1878	.424	264	789	.335	539	780	.691	417	844	1261	38.2	714	428	540	109	206	2395	72.6

Assists/game: 16.1
 Turnovers/game: 13.3
 Assist/turnover ratio: 1.2
 Steals/game: 8.2
 Blocks/game: 5.0

2018-19 OPPONENT GAME-BY-GAME STATISTICS

Opponent	Date	Score	W/L	• TOTAL •			• 3-PTRS •			• REBOUNDS •			PF					Pts	Avg
				FG	FGA	Pct	3FG	FGA	Pct	FT	FTA	Pct		Off	Def	Tot	Avg		
vs Texas	11/09/18	71-73	Lot	21	67	.313	10	31	.323	21	30	.700	16	32	48	48.0	25	73	73.0
UC DAVIS	11/12/18	81-58	W	18	56	.321	7	29	.241	15	18	.833	11	25	36	42.0	32	58	65.5
INDIANA	11/18/18	73-72	W	27	58	.466	8	20	.400	10	15	.667	8	32	40	41.3	20	72	67.7
MONTANA STATE	11/21/18	90-68	W	21	59	.356	11	34	.324	15	24	.625	18	22	40	41.0	17	68	67.8
UT ARLINGTON	11/23/18	78-60	W	18	55	.327	6	27	.222	18	27	.667	9	27	36	40.0	34	60	66.2
FIU	12/01/18	121-89	W	31	83	.373	6	37	.162	21	34	.618	20	23	43	40.5	27	89	70.0
at Colorado State	12/05/18	98-74	W	21	54	.389	11	23	.478	21	30	.700	8	24	32	39.3	15	74	70.6
WESTERN KENTUCKY	12/08/18	77-78	L	29	58	.500	9	22	.409	11	17	.647	8	29	37	39.0	15	78	71.5
vs UTSA	12/15/18	79-67	W	21	61	.344	8	29	.276	17	24	.708	14	22	36	38.7	29	67	71.0
GEORGIA TECH	12/19/18	65-69	L	25	55	.455	5	17	.294	14	20	.700	15	28	43	39.1	16	69	70.8
TEXAS STATE	12/22/18	73-70	W	25	60	.417	12	26	.462	8	21	.381	17	25	42	39.4	29	70	70.7
AUSTIN PEAY	12/28/18	76-65	W	24	59	.407	4	25	.160	13	20	.650	15	27	42	39.6	22	65	70.2
at Texas A&M	01/05/19	73-71	W	25	61	.410	5	24	.208	16	25	.640	11	31	42	39.8	22	71	70.3
FLORIDA	01/09/19	51-57	L	18	58	.310	6	26	.231	15	19	.789	10	29	39	39.7	25	57	69.4
LSU	01/12/19	88-94	Lot	33	64	.516	10	25	.400	18	22	.818	12	24	36	39.5	28	94	71.0
at Tennessee	01/15/19	87-106	L	30	57	.526	11	18	.611	35	39	.897	12	22	34	39.1	17	106	73.2
at Ole Miss	01/19/19	67-84	L	31	64	.484	7	22	.318	15	17	.882	13	27	40	39.2	18	84	73.8
MISSOURI	01/23/19	72-60	W	19	42	.452	10	25	.400	12	17	.706	4	26	30	38.7	21	60	73.1
at Texas Tech	01/26/19	64-67	L	22	43	.512	10	19	.526	13	19	.684	6	19	25	37.9	21	67	72.7
GEORGIA	01/29/19	70-60	W	19	65	.292	7	24	.292	15	29	.517	23	33	56	38.8	26	60	72.1
at LSU	02/02/19	90-89	W	26	59	.441	5	24	.208	32	38	.842	19	25	44	39.1	18	89	72.9
VANDERBILT	02/05/19	69-66	W	22	49	.449	9	21	.429	13	21	.619	11	21	32	38.8	23	66	72.6
at South Carolina	02/09/19	65-77	L	26	48	.542	10	15	.667	15	24	.625	8	28	36	38.7	19	77	72.8
at Missouri	02/12/19	78-79	L	28	61	.459	9	26	.346	14	18	.778	16	23	39	38.7	22	79	73.0
MISSISSIPPI STATE	02/16/19	67-77	L	26	56	.464	6	20	.300	19	27	.704	12	23	35	38.5	21	77	73.2
at Auburn	02/20/19	56-79	L	26	54	.481	17	33	.515	10	20	.500	9	33	42	38.7	24	79	73.4
TEXAS A&M	02/23/19	80-87	L	28	48	.583	6	16	.375	25	34	.735	12	23	35	38.5	20	87	73.9
at Kentucky	02/26/19	66-70	L	21	42	.500	6	13	.462	22	32	.688	9	31	40	38.6	19	70	73.8
OLE MISS	03/02/19	74-73	W	29	54	.537	6	22	.273	9	11	.818	8	22	30	38.3	18	73	73.8
at Vanderbilt	03/06/19	84-48	W	16	54	.296	6	27	.222	10	16	.625	19	20	39	38.3	19	48	72.9
ALABAMA	03/09/19	82-70	W	25	57	.439	10	24	.417	10	20	.500	12	24	36	38.2	14	70	72.8
vs Florida	3/14/19	50-66	L	21	55	.382	8	22	.364	16	22	.727	19	22	41	38.3	18	66	72.6
at Providence	3/19/19	84-72	W	24	62	.387	3	23	.130	21	30	.700	13	22	35	38.2	20	72	72.6
Opponents		2395		796	1878	.424	264	789	.335	539	780	.691	417	844	1261	38.2	714	2395	72.6
Arkansas		2499		874	1949	.448	251	725	.346	500	749	.668	337	772	1109	33.6	674	2499	75.7

Assists/game: 13.0

Turnovers/game: 16.4

Assist/turnover ratio: 0.8

Steals/game: 6.2

Blocks/game: 3.3

ARKANSAS RAZORBACKS

2018-19 GAME-BY-GAME POINTS-ASSISTS-REBOUNDS

Opponent	Date	Score	WL	00 SILLS	01 JOE	02 BAILEY	05 HARRIS	10 GAFFORD	11 EMERY-SIMPSON	12 STEVENS	13 JONES	15 HOLMES	22 OSABUOHIE	24 HENDERSON	35 CHANEY
vs TEX	11/09/18	71-73	LOT	3-1-0	17-2-0	8-5-1	11-5-4	20-12-0	0-2-0	DNP	11-6-3	DNP	1-3-0	DNP	0-5-0
UCD	11/12/18	81-58	W	2-1-0	14-5-2	20-4-2	2-2-4	12-4-2	7-0-1	DNP	21-8-2	DNP	0-5-1	0-0-0	3-1-0
IND	11/18/18	73-72	W	2-1-2	13-2-3	4-1-1	5-2-4	27-12-0	2-2-1	DNP	11-5-7	DNP	5-0-2	DNP	4-3-0
MSU	11/21/18	90-68	W	5-1-5	10-3-5	10-3-2	11-2-11	16-7-0	6-0-1	0-0-0	18-3-3	0-0-0	6-2-1	0-2-0	8-5-1
UTA	11/23/18	78-60	W	3-1-2	10-3-3	14-5-1	14-3-6	21-5-0	2-3-0	DNP	4-5-0	0-0-0	0-2-2	0-2-1	8-8-0
FIU	12/01/18	121-89	W	7-3-6	34-1-3	10-5-1	9-3-10	23-12-0	7-3-3	DNP	19-10-3	0-0-0	3-5-1	3-1-0	2-0-0
at CSU	12/05/18	98-74	W	8-1-2	14-2-1	10-8-3	8-5-12	12-9-3	14-2-2	DNP	16-4-4	DNP	5-5-0	0-0-0	11-8-0
WKU	12/08/18	77-78	L	9-2-0	19-3-1	0-5-0	13-4-7	17-9-1	0-0-0	DNP	15-3-1	DNP	0-1-0	DNP	4-4-0
vs UTSA	12/15/18	79-67	W	9-1-0	21-1-0	2-3-0	11-2-10	13-14-0	2-0-0	DNP	6-4-3	DNP	4-4-0	DNP	11-5-4
GT	12/19/18	65-69	L	6-2-0	13-3-3	0-2-0	7-3-4	14-8-3	0-0-0	DNP	17-6-5	DNP	2-2-0	DNP	6-4-1
TXST	12/22/18	73-70	W	0-0-2	10-3-0	0-3-0	10-0-1	19-10-1	2-2-0	DNP	21-4-4	DNP	4-5-4	DNP	7-6-0
APSU	12/28/18	76-65	W	0-3-5	15-0-1	5-1-0	7-3-7	16-10-0	14-1-0	DNP	2-3-4	DNP	1-2-3	DNP	12-4-1
at TAMU	01/05/19	73-71	W	14-1-1	11-2-1	5-5-0	15-3-9	11-11-1	0-2-0	DNP	9-5-3	DNP	6-7-1	DNP	2-3-0
UF	01/09/19	51-57	L	0-0-0	6-3-3	4-5-0	2-1-3	9-12-1	0-3-0	DNP	30-2-3	DNP	0-8-0	DNP	0-1-0
LSU	01/12/19	88-94	LOT	0-1-5	5-5-2	8-3-3	7-1-6	32-7-0	2-0-2	DNP	22-6-1	DNP	0-0-1	DNP	12-5-1
at UT	01/15/19	87-106	L	2-0-1	23-4-0	7-2-0	6-3-5	10-7-0	3-0-3	DNP	18-7-6	DNP	5-1-0	2-1-0	11-6-1
at OM	01/19/19	67-84	L	2-0-0	11-5-1	4-2-2	3-6-7	9-10-1	16-1-0	DNP	5-2-2	DNP	13-3-1	DNP	4-1-0
MIZ	01/23/19	72-60	W	8-3-1	23-1-2	1-0-0	10-2-6	13-10-1	5-1-2	DNP	6-4-1	DNP	0-2-1	DNP	6-6-4
at TTU	01/26/19	64-67	L	1-2-0	5-0-1	8-2-1	11-1-2	16-5-0	5-1-1	DNP	11-3-1	DNP	3-2-0	DNP	4-3-0
UGA	01/29/19	70-60	W	3-1-1	3-0-0	8-2-0	13-3-1	11-5-2	0-3-1	DNP	23-6-4	DNP	3-3-3	0-0-0	6-6-2
at LSU	02/02/19	90-89	W	0-1-1	18-3-2	5-1-0	11-1-5	23-8-0	16-2-0	DNP	10-1-5	DNP	3-3-6	DNP	4-0-1
VU	02/05/19	69-66	W	2-0-3	18-4-5	4-3-1	2-5-3	28-9-3	5-1-0	DNP	7-1-2	DNP	0-1-1	DNP	3-2-0
at SC	02/09/19	65-77	L	0-1-2	11-3-0	6-6-1	17-3-2	8-5-1	4-1-0	DNP	15-3-4	DNP	0-2-1	DNP	4-3-0
at MIZ	02/12/19	78-79	L	3-0-1	17-4-0	4-2-2	6-4-10	26-8-0	3-2-0	DNP	12-3-2	DNP	7-2-1	DNP	0-1-0
MS	02/16/19	67-77	L	0-0-2	5-2-3	8-4-1	8-4-7	8-11-1	3-0-0	DNP	30-2-2	DNP	0-2-0	DNP	5-2-0
at AU	02/20/19	56-79	L	9-4-3	14-2-1	1-2-0	5-4-2	10-8-0	2-2-2	DNP	4-3-1	DNP	7-4-0	0-0-0	4-1-0
TAMU	02/23/19	80-87	L	7-1-0	20-6-2	4-2-0	2-0-3	23-13-0	3-0-0	DNP	11-0-4	DNP	8-0-2	DNP	2-2-2
at UK	02/26/19	66-70	L	15-0-0	19-1-3	0-5-0	1-2-3	14-8-0	0-0-0	DNP	9-1-3	DNP	0-5-4	DNP	8-2-1
OM	03/02/19	74-73	W	5-2-1	9-2-2	6-4-0	10-1-9	17-2-0	0-2-0	DNP	22-3-2	DNP	2-1-4	DNP	3-2-2
at VU	03/06/19	84-48	W	11-2-4	12-2-1	4-0-0	4-4-4	20-4-0	4-0-1	3-0-0	16-6-5	3-0-0	0-7-3	0-0-0	7-4-0
UA	03/09/19	82-70	W	11-3-2	15-6-2	5-0-1	2-3-4	29-16-2	5-1-1	DNP	8-0-1	3-0-0	2-2-2	0-0-0	2-4-0
vs UF	3/14/19	50-66	L	6-1-1	12-2-3	2-0-0	2-4-5	15-6-0	DNP	DNP	7-6-1	DNP	2-3-0	DNP	4-3-1
at PC	3/19/19	84-72	W	8-0-3	12-5-2	5-2-1	7-5-6	---	3-1-0	DNP	18-4-4	DNP	11-8-1	6-5-0	14-5-2

ARKANSAS RAZORBACKS

2018-19 STARTING LINEUPS

Date	Opponent	GUARD	GUARD	GUARD	FORWARD	FORWARD	1st SUB	Outcome	Date	Opponent	GUARD	GUARD	GUARD	FORWARD	FORWARD	1st SUB	Outcome
Nov. 09	vs. Texas	Joe	Harris	Jones	Bailey	Gafford	Gabe	L, 71-73 ot	Mar. 6	at Vanderbilt	Joe	Harris	Sills	Osabuohien	Gafford	Adrio/Mason	W, 74-73
Nov. 12	UC Davis	Joe	Harris	Jones	Bailey	Gafford	Gabe/Desi	W, 81-58								Keyshawn	
Nov. 18	Indiana	Joe	Harris	Jones	Bailey	Gafford	Gabe	W, 73-72	Mar. 9	Alabama	Joe	Harris	Sills	Osabuohien	Gafford	Adrio	W, 82-70
Nov. 21	Montana State	Joe	Harris	Jones	Bailey	Gafford	Gabe	W, 90-68		vs. Florida	Joe	Harris	Sills	Osabuohien	Gafford	Adrio/Mason	L, 50-66
Nov. 23	UT Arlington	Joe	Harris	Jones	Bailey	Gafford	Desi	W, 78-60	Mar. 19	at Providence	Joe	Harris	Sills	Osabuohien	Bailey	Reggie	W, 84-72
Dec. 01	FIU	Joe	Harris	Jones	Bailey	Gafford	Gabe/Desi	W, 121-89									
Dec. 05	at Colorado State	Joe	Harris	Jones	Bailey	Gafford	Gabe	W, 98-74									
Dec. 08	Western Kentucky	Joe	Harris	Jones	Bailey	Gafford	Gabe/Desi	L, 77-78									
Dec. 15	vs. UTSA	Joe	Harris	Jones	Bailey	Gafford	Gabe/Desi	W, 79-67									
Dec. 19	Georgia Tech	Joe	Harris	Jones	Bailey	Gafford	Reggie/Desi	L, 65-69									
Dec. 22	Texas State	Joe	Harris	Jones	Chanev	Gafford	Gabe/Desi	W, 73-70									
Dec. 28	vs. Austin Peay	Joe	Harris	Jones	Bailey	Gafford	Gabe/Desi	W, 76-65									
Jan. 05	at Texas A&M	Joe	Harris	Jones	Bailey	Gafford	Gabe/Desi	W, 73-71									
Jan. 09	Florida	Joe	Harris	Jones	Bailey	Gafford	Gabe	L, 51-57									
Jan. 12	LSU	Joe	Harris	Jones	Bailey	Gafford	Gabe/Reggie	L, 88-94 ot									
Jan. 15	at Tennessee	Joe	Harris	Jones	Bailey	Gafford	Desi/Reggie	L, 87-106									
Jan. 19	at Ole Miss	Joe	Harris	Jones	Chanev	Gafford	Desi	L, 67-84									
Jan. 23	Missouri	Joe	Harris	Jones	Bailey	Gafford	Gabe/Desi	W, 72-60									
Jan. 26	at Texas Tech	Joe	Harris	Jones	Bailey	Gafford	Keyshawn	L, 64-67									
Jan. 29	Georgia	Joe	Harris	Jones	Bailey	Gafford	Key/Reggie	W, 70-60									
Feb. 2	at LSU	Joe	Harris	Jones	Bailey	Gafford	Gabe	W, 90-89									
Feb. 5	Vanderbilt	Joe	Harris	Jones	Bailey	Gafford	Gabe	W, 69-66									
Feb. 09	at South Carolina	Joe	Harris	Jones	Bailey	Gafford	Keyshawn	L, 65-77									
Feb. 12	at Missouri	Joe	Harris	Jones	Bailey	Gafford	Desi/Reggie	L, 78-79									
							Gabe/Keyshawn										
Feb. 16	Mississippi State	Joe	Harris	Jones	Bailey	Gafford	Keyshawn	L, 67-77									
Feb. 20	at Auburn	Joe	Harris	Jones	Bailey	Gafford	Keyshawn	L, 56-79									
Feb. 23	Texas A&M	Joe	Harris	Sills	Osabuohien	Gafford	Reggie	L, 80-87									
Feb. 26	at Kentucky	Joe	Harris	Sills	Osabuohien	Gafford	Adrio/Mason	L, 66-70									
Mar. 2	Ole Miss	Joe	Harris	Sills	Osabuohien	Gafford	Adrio/Mason	W, 74-73									

RECORD BY LINEUP:

Joe	Harris	Jones	Bailey	Gafford	13-11
Joe	Harris	Jones	Chanev	Gafford	1-1
Joe	Harris	Sills	Osabuohien	Gafford	3-3
Joe	Harris	Sills	Osabuohien	Bailey	1-0

ARKANSAS RAZORBACKS

2018-19 SPECIALTY STATS (ARKANSAS/OPPONENT)

Opponent	Pts in Paint	Pts Off TO	2nd Chance	Fast Break	Bench	Ties	Lead Chng	Ark Largest Lead	Opp Largest Lead	Ark Led	Opp Led	Gm Tied
vs. Texas	20 / 20	14 / 13	6 / 10	2 / 2	4 / 25	6	10	8 15:02 1st	12 09:59 1st	14:56	26:52	3:12
UC Davis	26 / 18	26 / 8	5 / 11	4 / 3	12 / 17	0	0	24 00:10 2nd	--	39:02	--	0:58
Indiana	38 / 30	14 / 13	3 / 13	6 / 4	13 / 14	8	9	10 17:10 2nd	5 13:20 1st	26:13	8:31	5:16
Montana St.	46 / 16	29 / 9	7 / 20	20 / 3	25 / 9	0	0	29 04:56 2nd	--	39:55	--	0:05
UT Arlington	32 / 22	25 / 8	14 / 7	6 / 2	15 / 21	0	1	18 04:20 2nd	1 19:26 1st	38:47	0:49	0:24
FIU	52 / 50	15 / 21	12 / 21	18 / 18	26 / 29	0	0	35 00:18 2nd	--	39:52	--	0:08
at Colorado St.	40 / 20	16 / 10	22 / 5	17 / 14	38 / 7	0	0	26 01:22 2nd	--	38:57	--	0:34
Western Ky.	42 / 34	6 / 17	4 / 11	8 / 12	9 / 13	4	5	9 16:47 1st	8 12:43 2nd	23:30	15:31	0:59
vs. UTSA	30 / 24	17 / 16	11 / 9	15 / 5	26 / 12	4	6	12 00:12 2nd	5 15:45 1st	23:33	14:11	2:16
Georgia Tech	30 / 26	23 / 13	3 / 15	11 / 11	10 / 14	5	11	5 13:29 2nd	11 14:37 1st	11:45	23:28	4:37
Texas State	28 / 18	19 / 19	2 / 21	8 / 2	6 / 19	2	1	10 03:38 2nd	13 11:32 1st	26:59	11:59	1:01
Austin Peay	38 / 24	21 / 5	14 / 7	13 / 6	31 / 29	10	16	11 04:15 2nd	4 11:26 1st	18:26	13:46	7:20
at Texas A&M	26 / 38	10 / 6	18 / 16	5 / 8	22 / 13	11	16	8 14:09 1st	3 03:31 1st	23:19	7:00	9:41
Florida	18 / 18	12 / 7	2 / 5	2 / 2	0 / 10	1	1	4 18:06 1st	16 02:35 2nd	4:04	32:48	3:08
LSU	54 / 44	17 / 23	16 / 15	11 / 10	14 / 14	6	2	2 04:41 OT	13 17:17 2nd	0:30	40:11	4:19
at Tennessee	42 / 32	20 / 35	19 / 15	6 / 11	23 / 50	0	0	--	30 07:51 2nd	--	39:43	0:17
at Ole Miss	28 / 44	18 / 22	15 / 17	0 / 9	34 / 21	0	0	--	19 02:00 2nd	--	39:20	0:40
Missouri	30 / 16	27 / 13	10 / 9	8 / 4	19 / 15	0	5	12 01:26 2nd	13 11:12 1st	19:21	20:13	0:26
at Texas Tech	28 / 16	25 / 26	11 / 2	4 / 2	15 / 15	5	6	3 00:00 1st	12 08:28 2nd	1:37	35:54	2:39
Georgia	34 / 24	16 / 7	5 / 17	8 / 5	12 / 16	7	7	10 00:15 2nd	9 15:31 1st	18:09	18:12	3:39
at LSU	32 / 42	24 / 21	6 / 21	2 / 4	23 / 25	6	8	18 13:45 2nd	4 17:02 1st	32:58	05:13	1:49
Vanderbilt	26 / 24	14 / 11	6 / 10	13 / 11	10 / 23	4	12	10 10:17 2nd	10 03:57 1st	20:12	17:24	2:24
at USC	26 / 24	25 / 14	15 / 12	10 / 8	8 / 12	4	4	13 15:37 2nd	12 00:41 2nd	29:24	07:59	2:37
at Missouri	42 / 29	15 / 8	16 / 21	0 / 0	13 / 24	2	1	2 19:47 1st	14 10:42 1st	00:52	28:10	0:58
Miss State	22 / 36	22 / 27	9 / 14	17 / 20	15 / 8	5	5	8 19:47 2nd	16 10:15 2nd	18:09	19:15	2:36
at Auburn	26 / 18	18 / 24	11 / 11	10 / 10	22 / 19	0	0	--	32 15:52 2nd	--	29:50	0:10
Texas A&M	40 / 40	20 / 19	11 / 16	4 / 10	20 / 31	3	7	6 13:30 1st	11 02:28 2nd	12:56	25:17	1:47
at Kentucky	22 / 24	16 / 11	9 / 8	2 / 6	17 / 10	2	2	15 01:22 2nd	6 02:41 2nd	24:46	12:37	2:16
Ole Miss	34 / 34	13 / 12	8 / 13	8 / 8	31 / 22	4	21	4 08:17 2nd	8 09:49 1st	11:33	27:00	1:25
at Vanderbilt	28 / 20	33 / 8	7 / 11	10 / 4	37 / 19	2	1	38 00:24 2nd	10 13:17 1st	26:14	11:18	2:28
Alabama	32 / 26	19 / 6	20 / 10	5 / 9	23 / 26	6	7	18 03:08 2nd	7 10:29 1st	29:22	09:38	2:31
vs Florida	22 / 24	10 / 11	6 / 18	4 / 4	13 / 8	4	2	8 11:05 1st	16 00:39 2nd	10:46	24:35	4:39
Alabama	36 / 38	12 / 18	12 / 10	9 / 10	41 / 16	0	0	18 09:12 2nd	--	39:35	--	0:25

ARKANSAS RAZORBACKS

2018-19 GAME HIGHS IN...

Opponent	DATE	SCORE	RESULT	POINTS	REBOUNDS	ASSISTS	STEALS	BLOCKED SHOTS
vs Texas	11/09/18	71-73	LOT	20-Daniel Gafford	12-Daniel Gafford	4-Jalen Harris	3-Jalen Harris	2-Daniel Gafford
UC DAVIS	11/12/18	81-58	W	21-Mason Jones	8-Mason Jones	4-Jalen Harris	3-Isaiah Joe	4-Daniel Gafford
INDIANA	11/18/18	73-72	W	27-Daniel Gafford	12-Daniel Gafford	7-Mason Jones	2-Daniel Gafford	3-Reggie Chaney Daniel Gafford
MONTANA STATE	11/21/18	90-68	W	18-Mason Jones	7-Daniel Gafford	11-Jalen Harris	5-Isaiah Joe	1-Ethan Henderson Reggie Chaney Adrio Bailey Daniel Gafford
UT ARLINGTON	11/23/18	78-60	W	21-Daniel Gafford	8-Reggie Chaney	6-Jalen Harris	3-Adrio Bailey	2-Adrio Bailey
FIU	12/01/18	121-89	W	34-Isaiah Joe	12-Daniel Gafford	10-Jalen Harris	3-K. Embery-Simpson	4-Adrio Bailey Daniel Gafford
at Colorado State	12/05/18	98-74	W	16-Mason Jones	9-Daniel Gafford	12-Jalen Harris	4-Jalen Harris	3-Daniel Gafford Reggie Chaney
WESTERN KENTUCKY	12/08/18	77-78	L	19-Isaiah Joe	9-Daniel Gafford	7-Jalen Harris	2-Jalen Harris	2-Daniel Gafford
vs UTSA	12/15/18	79-67	W	21-Isaiah Joe	14-Daniel Gafford	10-Jalen Harris	4-Reggie Chaney	3-Reggie Chaney
GEORGIA TECH	12/19/18	65-69	L	17-Mason Jones	8-Daniel Gafford	5-Mason Jones	2-Mason Jones	3-Reggie Chaney Daniel Gafford
TEXAS STATE	12/22/18	73-70	W	21-Mason Jones	10-Daniel Gafford	4-Mason Jones Gabe Osabuohien	3-Isaiah Joe Mason Jones	2-Reggie Chaney Daniel Gafford
AUSTIN PEAY	12/28/18	76-65	W	16-Daniel Gafford	10-Daniel Gafford	7-Jalen Harris	5-Isaiah Joe	4-Daniel Gafford
at Texas A&M	01/05/19	73-71	W	15-Jalen Harris	11-Daniel Gafford	9-Jalen Harris	1-Gabe Osabuohien K. Embery-Simpson Isaiah Joe	1-Reggie Chaney Daniel Gafford Gabe Osabuohien
FLORIDA	01/09/19	51-57	L	30-Mason Jones	12-Daniel Gafford	3-Mason Jones Isaiah Joe Jalen Harris	2-Adrio Bailey	1-Isaiah Joe Adrio Bailey Reggie Chaney Mason Jones Gabe Osabuohien
LSU	01/12/19	88-94	LOT	32-Daniel Gafford	7-Daniel Gafford	6-Jalen Harris	4-Reggie Chaney	2-Daniel Gafford Reggie Chaney
at Tennessee	01/15/19	87-106	L	23-Isaiah Joe	7-Mason Jones Daniel Gafford	6-Mason Jones	2-Isaiah Joe Daniel Gafford Ethan Henderson	1-Reggie Chaney
at Ole Miss	01/19/19	67-84	L	16-K. Embery-Simpson	10-Daniel Gafford	7-Jalen Harris	2-Mason Jones	2-Daniel Gafford
MISSOURI	01/23/19	72-60	W	23-Isaiah Joe	10-Daniel Gafford	6-Jalen Harris	3-Isaiah Joe Jalen Harris	None
at Texas Tech	01/26/19	64-67	L	16-Daniel Gafford	5-Daniel Gafford	2-Jalen Harris	3-Jalen Harris	1-Daniel Gafford Jalen Harris
GEORGIA	01/29/19	70-60	W	23-Mason Jones	6-Reggie Chaney Mason Jones	4-Mason Jones	2-Gabe Osabuohien	5-Reggie Chaney
at LSU	02/02/19	90-89	W	23-Daniel Gafford	8-Daniel Gafford	6-Gabe Osabuohien	2-Adrio Bailey Daniel Gafford	2-Daniel Gafford
VANDERBILT	02/05/19	69-66	W	28-Daniel Gafford	9-Daniel Gafford	5-Isaiah Joe	2-Gabe Osabuohien	2-Daniel Gafford
at South Carolina	02/09/19	65-77	L	17-Jalen Harris	6-Adrio Bailey	4-Mason Jones	3-Adrio Bailey	1-Adrio Bailey Mason Jones Isaiah Joe Reggie Chaney
at Missouri	02/12/19	78-79	L	26-Daniel Gafford	8-Daniel Gafford	10-Jalen Harris	2-Isaiah Joe	2-Daniel Gafford
MISSISSIPPI STATE	02/16/19	67-77	L	30-Mason Jones	11-Daniel Gafford	7-Jalen Harris	2-Daniel Gafford Isaiah Joe	4-Daniel Gafford
at Auburn	02/20/19	56-79	L	14-Isaiah Joe	8-Daniel Gafford	3-Desi Sills	3-Gabe Osabuohien	1-Gabe Osabuohien Daniel Gafford Ethan Henderson
TEXAS A&M	02/23/19	80-87	L	23-Daniel Gafford	13-Daniel Gafford	4-Mason Jones	2-Gabe Osabuohien	3-Daniel Gafford
at Kentucky	02/26/19	66-70	L	19-Isaiah Joe	8-Daniel Gafford	4-Gabe Osabuohien	2-K. Embery-Simpson	2-Daniel Gafford
OLE MISS	03/02/19	74-73	W	22-Mason Jones	4-Adrio Bailey	9-Jalen Harris	3-Desi Sills Gabe Osabuohien	2-Isaiah Joe Daniel Gafford
at Vanderbilt	03/06/19	84-48	W	20-Daniel Gafford	7-Gabe Osabuohien	5-Mason Jones	3-Mason Jones	4-Daniel Gafford
ALABAMA	03/09/19	82-70	W	29-Daniel Gafford	16-Daniel Gafford	4-Jalen Harris	6-Isaiah Joe	2-Daniel Gafford Reggie Chaney
vs Florida	3/14/19	50-66	L	15-Daniel Gafford	6-Mason Jones Daniel Gafford	5-Jalen Harris	3-Jalen Harris	1-Reggie Chaney Daniel Gafford Adrio Bailey
at Providence	3/19/19	84-72	W	18-Mason Jones	8-Gabe Osabuohien	6-Jalen Harris	3-Jalen Harris	7-Reggie Chaney

LED TEAM IN POINTS (including ties)	LED TEAM IN REBS (including ties)	LED TEAM IN ASSISTS (including ties)	LED TEAM IN STEALS (including ties)	LED TEAM IN BLKS (including ties)
Gafford 13	Gafford 26	Harris 21	Joe 10	Gafford 25
Jones 10	Jones 4	Jones 9	Osabuohien 6	Chaney 15
Joe 7	Chaney 2	Harris 3	Osabuohien 6	Bailey 6
Harris 2	Bailey 2	Joe 2	Bailey 4	Osabuohien 3
Embery-Simpson 1	Osabuohien 2	Sills 1	Gafford 4	Jones 2
			Jones 4	Joe 2
			Embery-Simpson 3	Henderson 2
			Sills 1	Joe 1
			Henderson 1	Harris 1

GAME 1 Arkansas vs. Texas

Nov. 9, 2018 • Armed Forces Classic • Fort Bliss - El Paso, Texas • ESPN

Arkansas 71 • 0-1

#	Player	Total		3-Ptr		Rebounds			PF	TP	A	TO	Blk	Stl	Min
		FG-FGA	FG-FGA	FT-FTA	FT-FTA	Off	Def	Tot							
02	Adrio Bailey	f	4-5	0-1	0-2	0	5	5	3	8	1	1	1	1	35
10	Daniel Gafford	f	8-15	0-0	4-9	2	10	12	3	20	0	6	2	1	33
01	Isaiah Joe	f	6-10	5-8	0-0	0	2	2	4	17	0	1	0	0	34
05	Jalen Harris	f	3-12	0-5	5-6	3	2	5	2	11	4	2	0	3	39
13	Mason Jones	f	3-10	2-6	3-4	0	6	6	4	11	3	4	1	0	37
00	Desi Sills	f	1-2	1-1	0-0	0	1	1	2	3	0	0	0	0	16
11	K. Embery-Simpson	f	0-2	0-0	0-1	1	1	2	0	0	0	0	0	0	9
22	Gabe Osabuohien	f	0-4	0-1	1-2	2	1	3	1	1	0	1	1	0	11
35	Reggie Chaney	f	0-1	0-0	0-0	2	3	5	4	0	0	3	0	1	11
	Team					0	5	5							
Totals			25-61	8-22	13-24	10	36	46	23	71	8	18	5	6	225
FG % 1st Half:		12-30	40.0%	2nd half:	11-24	45.8%	OT:	2-7	28.6%	Game:	25-61	41.0%	Deadball		
3FG % 1st Half:		4-9	44.4%	2nd half:	3-9	33.3%	OT:	1-4	25.0%	Game:	8-22	36.4%	Rebounds		
FT % 1st Half:		2-5	40.0%	2nd half:	8-13	61.5%	OT:	3-6	50.0%	Game:	13-24	54.2%	5		

Texas 73 • 1-0

#	Player	Total		3-Ptr		Rebounds			PF	TP	A	TO	Blk	Stl	Min
		FG-FGA	FG-FGA	FT-FTA	FT-FTA	Off	Def	Tot							
20	Jericho Sims	f	4-7	0-0	6-10	2	3	5	5	14	0	4	2	0	36
21	Dylan Osetkowski	f	2-9	1-4	6-10	6	7	13	4	11	1	6	0	3	39
02	Matt Coleman III	f	0-8	0-3	2-2	0	0	0	5	2	4	1	0	1	29
12	Kerwin Roach II	f	6-18	4-11	2-2	1	10	11	2	18	2	2	0	1	39
13	Jase Febres	f	1-6	1-5	0-0	1	0	1	0	3	0	0	0	1	21
03	Courtney Ramey	f	4-6	2-3	0-0	0	3	3	4	10	2	0	0	0	16
10	Jaxson Hayes	f	1-2	0-0	0-0	4	4	8	3	2	0	1	2	0	16
33	Kamaka Hepa	f	1-2	1-1	0-0	0	1	1	0	3	0	0	0	1	5
55	Elijah Mitrou-Long	f	2-9	1-4	5-6	0	2	2	2	10	1	0	1	1	24
	Team					2	2	4							
Totals			21-67	10-31	21-30	16	32	48	25	73	10	14	5	8	225
FG % 1st Half:		13-34	38.2%	2nd half:	5-26	19.2%	OT:	3-7	42.9%	Game:	21-67	31.3%	Deadball		
3FG % 1st Half:		7-19	36.8%	2nd half:	3-10	30.0%	OT:	0-2	0.0%	Game:	10-31	32.3%	Rebounds		
FT % 1st Half:		3-4	75.0%	2nd half:	14-20	70.0%	OT:	4-6	66.7%	Game:	21-30	70.0%	3		

Officials: Jerry Pollard, Kip Kissinger, Keith Kimble

Technical fouls: Arkansas-None. Texas-None.

Attendance: 1400

2:10 in 1st half - Flagrant 1 foul on #3 (Texas) Ramey

Score by periods	1st	2nd	OT	Total
Arkansas	30	33	8	71
Texas	36	27	10	73

GAME 3 Arkansas vs. Indiana

Nov. 18, 2018 • Hardwood Showcase • Fayetteville, Ark. - Bud Walton Arena • ESPN

Indiana 72 • 3-1

#	Player	Total		3-Ptr		Rebounds			PF	TP	A	TO	Blk	Stl	Min
		FG-FGA	FG-FGA	FT-FTA	FT-FTA	Off	Def	Tot							
03	SMITH,JUSTIN	f	1-6	0-2	1-4	0	0	0	2	3	0	2	0	0	15
13	MORGAN,JUWAN	f	6-8	2-3	1-2	3	4	7	4	15	2	2	0	0	23
00	LANGFORD,ROMEO	f	6-15	2-5	8-9	2	8	10	3	22	5	4	1	1	38
01	DURHAM,ALJAMI	f	4-9	3-4	0-0	1	2	3	3	11	3	5	0	0	36
10	PHINISEE,ROB	f	3-7	1-3	0-0	0	2	2	4	7	1	0	0	0	21
20	DAVIS,DE'RON	f	5-6	0-0	0-0	1	4	5	2	10	1	3	0	1	23
23	ANDERSON,DAMEZI	f	2-5	0-2	0-0	0	3	3	2	4	1	1	0	1	26
55	FITZNER,EVAN	f	0-2	0-1	0-0	0	5	5	0	0	0	0	0	1	18
	Team					1	4	5							
Totals			27-58	8-20	10-15	8	32	40	20	72	13	18	1	4	200
FG % 1st Half:		13-28	46.4%	2nd half:	14-30	46.7%	Game:	27-58	46.6%	Deadball			Rebound		
3FG % 1st Half:		3-9	33.3%	2nd half:	5-11	45.5%	Game:	8-20	40.0%						
FT % 1st Half:		6-10	60.0%	2nd half:	4-5	80.0%	Game:	10-15	66.7%						

Arkansas 73 • 2-1

#	Player	Total		3-Ptr		Rebounds			PF	TP	A	TO	Blk	Stl	Min
		FG-FGA	FG-FGA	FT-FTA	FT-FTA	Off	Def	Tot							
02	Adrio Bailey	f	2-7	0-1	0-0	0	1	1	3	4	1	0	0	1	25
10	Daniel Gafford	f	12-15	0-0	3-8	5	7	12	2	27	0	3	3	2	31
01	Isaiah Joe	f	5-15	3-11	0-0	0	2	2	0	13	3	1	0	1	33
05	Jalen Harris	f	1-5	1-3	2-2	0	2	2	3	5	4	2	0	1	25
13	Mason Jones	f	3-8	1-4	4-6	0	5	5	2	11	7	0	0	1	38
00	Desi Sills	f	0-2	0-1	2-2	0	1	1	1	2	2	1	0	1	11
11	K. Embery-Simpson	f	1-5	0-2	0-0	0	2	2	3	2	1	0	1	0	14
22	Gabe Osabuohien	f	2-3	1-1	0-0	0	0	0	2	5	2	4	0	1	10
35	Reggie Chaney	f	2-4	0-0	0-1	1	2	3	0	4	0	1	3	0	13
	Team					3	1	4							
Totals			28-64	6-23	11-19	9	23	32	16	73	20	12	7	8	200
FG % 1st Half:		14-31	45.2%	2nd half:	14-33	42.4%	Game:	28-64	43.8%	Deadball			Rebound		
3FG % 1st Half:		4-10	40.0%	2nd half:	2-13	15.4%	Game:	6-23	26.1%						
FT % 1st Half:		6-10	60.0%	2nd half:	5-9	55.6%	Game:	11-19	57.9%						

Officials: Joe Lindsay, Keith Kimble, Gerald Williams

Technical fouls: Indiana-None. Arkansas-None.

Attendance: 17456

Tickets Scanned: 12,979

Score by periods	1st	2nd	Total
Indiana	35	37	72
Arkansas	38	35	73

GAME 2 Arkansas vs. UC Davis

Nov. 12, 2018 • Hardwood Showcase • Fayetteville, Ark. - Bud Walton Arena • SEC+

UC Davis 58 • 0-3

#	Player	Total		3-Ptr		Rebounds			PF	TP	A	TO	Blk	Stl	Min
		FG-FGA	FG-FGA	FT-FTA	FT-FTA	Off	Def	Tot							
25	John, AJ	f	1-7	1-6	0-0	0	1	1	5	3	1	0	0	1	21
44	Goode, Garrison	f	3-4	0-0	0-0	2	3	5	3	6	0	2	0	0	32
00	Shorts II, TJ	f	5-12	0-2	4-4	3	5	8	2	14	4	7	0	0	35
05	Schneider, Siler	f	3-9	2-6	0-0	1	1	2	5	8	4	5	0	1	30
22	Mooney, Joe	f	2-6	2-6	4-6	0	1	1	4	10	1	4	0	0	19
01	Squire, Damion	f	0-0	0-0	0-0	0	0	0	2	0	0	3	0	0	4
02	Gonzalez, Stefan	f	2-10	2-9	3-4	0	6	6	3	9	1	3	0	0	27
11	Fuller, Caleb	f	0-2	0-0	0-0	0	1	1	0	0	0	0	0	0	6
13	Neufeld, Matt	f	2-5	0-0	2-2	2	4	6	3	6	0	0	0	0	17
21	Russell, Colin	f	0-1	0-0	0-0	0	1	1	1	0	0	0	0	0	5
23	Printup, Rogers	f	0-0	0-0	2-2	1	0	1	3	2	0	0	0	1	4
	Team					2	2	4							
Totals			18-56	7-29	15-18	11	25	36	32	58	11	24	0	3	200
FG % 1st Half:		11-28	39.3%	2nd half:	7-28	25.0%	Game:	18-56	32.1%	Deadball			Rebounds		
3FG % 1st Half:		4-12	33.3%	2nd half:	3-17	17.6%	Game:	7-29	24.1%						
FT % 1st Half:		4-4	100.0%	2nd half:	11-14	78.6%	Game:	15-18	83.3%						

Arkansas 81 • 1-1

#	Player	Total		3-Ptr	Rebounds					PF	TP	A	TO	Blk	Stl	Min
		FG-FTA	FG-FA	FT-FTA	Off	Def	Tot									
02	Adrio Bailey	f	5-8	1-2	9-11	0	4	4	2	20	2	0	0	2	26	
10	Daniel Gafford	f	3-3	0-0	6-9	0	4	4	2	12	2	6	4	0	28	
01	Isaiah Joe	f	4-7	2-5	4-6	1	4	5	1	14	2	3	0	3	27	
03	Jalen Harris	g	1-6	0-1	0-0	0	2	2	2	2	4	0	0	1	28	
15	Mason Jones	g	6-10	4-7	5-7	1	7	8	1	21	2	2	0	1	31	
00	Desi Sills		1-2	0-0	0-0	0	1	1	4	2	0	2	0	0	15	
11	K. Embery-Simpson		2-6	1-4	2-2	0	0	0	1	7	1	0	0	2	18	
22	Gabe Osabuohien		0-3	0-1	0-2	2	3	5	4	0	1	0	1	1	14	
04	Ethan Henderson		0-0	0-0	0-0	0	0	0	1	0	0	1	0	0	2	
25	Reggie Chaney		1-4	0-0	1-4	1	0	1	3	3	0	1	1	0	11	
	Team					0	1	1								
Totals			23-49	8-20	27-41	5	26	31	21	81	14	15	6	10	200	
FG % 1st Half: 13-28		46.4%	2nd half: 10-21	47.6%	Game: 23-49	46.9%	Deadball Rebounds: 8.3									
3FG % 1st Half: 5-13		38.5%	2nd half: 3-7	42.9%	Game: 8-20	40.0%										
FT % 1st Half: 6-14		42.9%	2nd half: 21-27	77.8%	Game: 27-41	65.9%										

GAME 5 Arkansas vs. UT Arlington

Nov. 23, 2018 • Hardwood Showcase • Fayetteville, Ark. - Bud Walton Arena • SEC+

UT Arlington 60 • 3-3

#	Player		Total		3-Ptr		Rebounds			PF	TP	A	TO	Blk	Stl	Min
			FG-FGA	FG-FGA	FT-FTA	Off	Def	Tot								
13	NARCIS,JABARI	f	1-3	0-1	1-2	1	5	6	3	3	0	1	0	0		18
00	WARREN,BRIAN	g	4-16	0-5	7-10	1	2	3	4	15	3	4	0	3		36
02	BRYANT,DJ	g	0-2	0-2	0-0	0	0	0	5	0	0	0	0	1		18
05	DENNIS,EDRIC	g	5-14	4-9	5-6	0	5	5	4	19	0	3	0	1		20
10	DAVIS,RADSHAD	g	1-3	0-0	0-0	1	3	4	2	0	2	0	0	1		24
03	NOUHI,AYOUB	g	3-4	0-1	0-0	2	2	4	2	6	0	2	0	1		15
04	AZORE,DAVID	g	1-3	0-0	3-4	0	5	5	5	2	4	1	0	20		
21	CASTRO,PEDRO	g	0-1	0-1	1-3	0	0	0	1	1	2	0	0	1		7
22	JACKSON-YOUNG,TIANDR	g	2-5	2-5	0-0	0	2	2	1	6	0	0	1	0		26
23	MWAMBA,PATRICK	g	1-4	0-3	1-2	1	2	3	4	3	0	1	0	0		16
Team						3	1	4	1		2					
Totals				18-55	6-27	18-27	9	27	36	34	60	7	19	2	8	200
FG % 1st Half: 8-28			28.6%	2nd half: 10-27	37.0%	Game: 18-55	32.7%	Deadball Rebounds 3.1								
3FG % 1st Half: 4-17			23.5%	2nd half: 2-10	20.0%	Game: 6-27	22.2%									
FT % 1st Half: 6-11			54.5%	2nd half: 12-16	75.0%	Game: 18-27	66.7%									

Arkansas 78 • 4-1

#	Player	Total		3-Ptr		Rebounds			PF	TP	A	TO	Blk	Stl	Min
		FG-FGA	FG-FGA	FT-FTA	FT-FTA	Off	Def	Tot							
02	Adrio Bailey	f	4-6	0-0	6-8	2	3	5	2	14	1	1	2	3	24
10	Daniel Gafford	f	6-10	0-0	9-10	2	3	5	4	21	0	1	0	2	23
01	Isaiah Joe	g	3-9	2-5	2-2	1	2	3	3	10	3	1	0	1	26
05	Jalen Harris	g	3-6	0-1	8-11	0	3	3	1	14	6	1	0	0	31
13	Mason Jones	g	0-5	0-3	4-4	1	4	5	4	4	0	2	0	0	25
00	Desi Sills	g	1-3	0-2	1-3	1	0	1	1	3	2	4	0	1	15
11	K. Embery-Simpson	g	0-5	0-4	2-2	0	3	3	1	2	0	1	0	0	18
15	Jonathan Holmes	g	0-1	0-0	0-0	0	0	0	0	0	0	0	0	0	1
22	Gabe Osabuohien	g	0-1	0-0	0-2	1	1	2	5	0	2	2	1	0	13
24	Ethan Henderson	g	0-0	0-0	0-0	0	2	2	1	0	1	0	0	0	2
25	Jordan Phillips	g	0-2	0-1	2-2	0	1	1	0	2	0	0	0	0	4
35	Reggie Chaney	g	4-7	0-0	0-2	2	6	8	3	8	0	3	1	0	18
Team						4	4	8							
Totals			21-55	2-16	34-46	14	32	46	25	78	15	16	4	7	200
FG % 1st Half:		8-25	32.0%	2nd half:	13-30	43.3%	Game:	21-55	38.2%	Deadball Rebounds 4.2					
3FG % 1st Half:		1-9	11.1%	2nd half:	1-7	14.3%	Game:	2-16	12.5%						
FT % 1st Half:		14-21	66.7%	2nd half:	20-25	80.0%	Game:	34-46	73.9%						

Officials: Steven Anderson, Wil Howard, Bart Lenox
Technical fouls: UT Arlington-TEAM. Arkansas-Reggie Chaney.
Attendance: 17403
Tickets Scanned: 8,317
Fouled out: Arkansas #22, Osabuohien (6:31 2H)
UT Arlington #4, Azore (2:18 2H); #2, Bryant (1:47 2H)

Score by periods	1st	2nd	Total
UT Arlington	26	34	60
Arkansas	31	47	78

Last FG - UT 2nd-03:58, AR 2nd-00:11.

Largest lead - UT 1st-19:36, AR by 18 2nd-04:20.

UTA led for 00:49. AR led for 38:47. Game was tied for 00:24.

Points	In Paint	Off T/O	2nd Chance	Fast Break	Bench
UTA	22	8	7	2	21
AR	32	25	14	6	15

Score tied - 0 times.

Lead changed - 1 time.

GAME 6 Arkansas vs. FIU

Dec. 1, 2018 • Fayetteville, Ark. - Bud Walton Arena • SEC+

FIU 89 • 7-2

#	Player	Total		3-Ptr		Rebounds			PF	TP	A	TO	Blk	Stl	Min
		FG-FGA	FG-FGA	FT-FTA	FT-FTA	Off	Def	Tot							
10	ANDREWS, Devon	f	2-7	0-1	0-0	1	2	3	4	4	1	1	0	1	16
22	DIENG, Elhadji	c	1-2	0-0	0-0	2	1	3	5	2	0	3	1	0	11
03	JACOB, Trejon	g	9-18	2-6	0-1	2	6	8	0	20	2	1	0	0	36
04	BEARD, Jr., Brian	g	5-15	1-7	10-12	3	5	8	4	21	6	1	0	5	32
20	NUNEZ, JR., Willy	g	4-14	3-13	2-2	0	2	2	0	13	0	0	0	0	28
01	BANKS, Isaiah	g	4-10	0-5	3-7	5	1	6	3	11	1	1	1	0	23
02	VEIRA, Cordell	g	0-3	0-2	0-0	0	0	0	1	0	2	1	0	1	10
06	DAYE, JR., Antonio	g	5-10	0-1	5-10	1	2	3	3	15	2	4	0	0	26
15	AMETEPE, James	g	1-1	0-0	0-0	0	0	0	2	2	0	0	0	0	3
31	DOUGLAS, Michael	g	0-3	0-2	1-2	1	3	4	5	1	2	2	0	1	15
Team						5	1	6							
Totals			31-83	6-37	21-34	20	23	43	27	89	16	14	2	8	200
FG % 1st Half:		10-35	28.6%	2nd half:	21-48	43.8%	Game:	31-83	37.3%	Deadball Rebounds 5.1					
3FG % 1st Half:		3-18	16.7%	2nd half:	3-19	15.8%	Game:	6-37	16.2%						
FT % 1st Half:		12-17	70.6%	2nd half:	9-17	52.9%	Game:	21-34	61.8%						

Arkansas 121 • 5-1

#	Player	Total		3-Ptr		Rebounds			PF	TP	A	TO	Blk	Stl	Min
		FG-FGA	FG-FGA	FT-FTA	FT-FTA	Off	Def	Tot							
02	Adrio Bailey	f	4-6	0-0	2-4	0	5	5	5	10	1	0	4	1	16
10	Daniel Gafford	f	9-12	0-0	5-8	4	8	12	4	23	0	3	4	1	23
01	Isaiah Joe	g	11-14	10-13	2-2	0	1	1	2	34	3	1	0	0	28
05	Jalen Harris	g	2-6	0-1	5-6	0	3	3	2	9	10	1	0	0	26
13	Mason Jones	g	5-8	2-4	7-9	1	9	10	3	19	3	3	0	2	25
00	Desi Sills	g	3-4	0-1	1-2	1	2	3	3	7	6	3	0	1	18
11	K. Embery-Simpson	g	3-5	1-3	0-2	0	3	3	1	7	3	2	0	3	18
15	Jonathan Holmes	g	0-1	0-1	0-0	0	0	0	0	0	0	0	0	0	3
22	Gabe Osabuohien	g	1-4	0-1	1-4	1	4	5	4	3	1	1	1	1	19
24	Ethan Henderson	g	1-1	0-0	1-2	0	1	1	0	3	0	0	0	1	4
25	Jordan Phillips	g	2-6	0-1	0-0	1	1	2	2	4	0	0	0	0	9
35	Reggie Chaney	g	1-2	0-0	0-0	0	0	0	2	2	0	0	2	1	10
Team						2	3	5							
Totals			42-69	13-25	24-39	10	40	50	28	121	27	14	11	11	200
FG % 1st Half:		21-38	55.3%	2nd half:	21-31	67.7%	Game:	42-69	60.9%	Deadball Rebounds 8					
3FG % 1st Half:		7-15	46.7%	2nd half:	6-10	60.0%	Game:	13-25	52.0%						
FT % 1st Half:		9-14	64.3%	2nd half:	15-25	60.0%	Game:	24-39	61.5%						

Officials: Pat Adams, Wil Howard, K.B. Burdett Jr.
Technical fouls: FIU-None. Arkansas-None.
Attendance: 13763
Tickets Scanned: 8,920
Fouled out: FIU #22, Dieng (9:49 2H); #31, Douglas (7:19 2H)
Arkansas #02, Bailey (5:25 2H)

Score by periods	1st	2nd	Total
FIU	35	54	89
Arkansas	58	63	121

Last FG - FIU 2nd-00:02, AR 2nd-00:18.

Largest lead - FIU None, AR by 35 2nd-00:18.

FIU led for 00:00. AR led for 39:52. Game was tied for 00:08.

Score tied - 0 times.

Lead changed - 0 times.

GAME 7 Arkansas at Colorado State

Dec. 5, 2018 • Fort Collins, Colo. - Moby Arena • CBS Sports Network

Arkansas 98 • 6-1

#	Player		Total		3-Ptr		Rebounds			PF	TP	A	TO	Blk	Stl	Min
			FG-FGA	FG-FGA	FT-FTA	Off	Def	Tot								
02	Adrio Bailey	f	5-7	0-0	0-2	2	6	8	1	10	3	2	2	1	28	
10	Daniel Gafford	f	5-12	0-0	2-4	3	6	9	2	12	3	1	3	1	22	
01	Isaiah Joe	g	5-12	4-9	0-0	1	1	2	3	14	1	1	0	0	23	
05	Jalen Harris	g	4-8	0-2	0-0	1	4	5	2	8	12	2	0	4	32	
13	Mason Jones	g	5-10	4-8	2-2	0	4	4	2	16	4	0	0	1	29	
00	Desi Sills		2-3	2-3	2-2	0	1	1	3	8	2	0	0	0	16	
11	K. Embery-Simpson		5-6	4-5	0-0	1	1	2	2	14	2	0	0	1	16	
22	Gabe Osabuohien		2-5	0-0	1-1	3	2	5	3	5	0	0	1	0	9	
04	Ethan Henderson		0-0	0-0	0-0	0	0	0	0	0	0	0	0	0	2	
25	Jordan Phillips		0-2	0-1	0-0	0	1	1	1	0	1	0	0	0	4	
35	Reggie Chaney		5-8	0-0	1-3	3	5	8	3	11	0	1	3	0	19	
	Team					1	0	1								
Totals			38-73	14-28	8-14	15	31	46	22	98	28	7	9	8	200	
FG % 1st Half: 17-34			50.0%	2nd half: 21-39	53.8%	Game: 38-73		52.1%	Deadball Rebound 2							
3FG % 1st Half: 6-14			42.9%	2nd half: 8-14	57.1%	Game: 14-28		50.0%								
FT % 1st Half: 4-6			66.7%	2nd half: 4-8	50.0%	Game: 8-14		57.1%								

GAME 9 Arkansas vs. UTSA

Dec. 15, 2018 • North Little Rock, Ark. - Verizon Arena

UTSA 67 • 3-7

#	Player	Total		3-Ptr		Rebounds			PF	TP	A	TO	Blk	Stl	Min
		FG-FGA	FG-FGA	FT-FTA	FT-FTA	Off	Def	Tot							
03	FROHNEN, Byron	f	2-5	0-0	0-0	6	6	12	2	4	1	1	1	2	30
25	ALLEN, Nick	f	2-5	1-2	0-0	1	3	4	5	5	0	1	0	0	22
02	JACKSON, Jhivvan	g	6-19	3-11	5-10	1	1	2	5	20	2	2	0	2	32
05	DE NICOLAO, Giovanni	g	3-9	0-2	2-2	0	3	3	5	8	2	3	0	2	34
22	WALLACE, Keaton	g	6-18	4-12	2-2	0	0	0	4	18	2	3	1	1	35
04	BYNUM, Tamir		0-0	0-0	0-0	0	0	0	0	0	0	0	0	0	0+
11	IYAYE, Adokiye		1-3	0-2	1-2	0	1	1	3	3	1	0	0	0	19
15	RODRIGUEZ, Adrian		1-2	0-0	2-2	2	0	2	4	4	0	1	0	0	8
23	BIOR, Atem		0-0	0-0	5-6	0	3	3	1	5	0	1	1	0	20
Team						4	5	9							
Totals			21-61	8-29	17-24	14	22	36	29	67	8	12	3	7	200
FG % 1st Half:		10-27	37.0%	2nd half:	11-34	32.4%	Game:	21-61	34.4%	Deadball Rebounds 3.1					
3FG % 1st Half:		3-11	27.3%	2nd half:	5-18	27.8%	Game:	8-29	27.6%						
FT % 1st Half:		5-9	55.6%	2nd half:	12-15	80.0%	Game:	17-24	70.8%						

Arkansas 79 • 7-2

#	Player	Total		3-Ptr		Rebounds			PF	TP	A	TO	Blk	Stl	Min
		FG-FGA	FG-FGA	FT-FTA	FT-FTA	Off	Def	Tot							
02	Adrio Bailey	f	1-5	0-0	0-0	0	3	3	4	2	0	2	2	0	13
10	Daniel Gafford	f	4-6	0-0	5-8	2	12	14	0	13	0	4	2	1	29
01	Isaiah Joe	g	5-9	5-6	6-6	1	0	1	2	21	0	3	0	1	30
05	Jalen Harris	g	2-9	0-3	7-8	0	2	2	2	11	10	0	0	0	34
13	Mason Jones	g	2-7	0-2	2-2	0	4	4	5	6	3	3	0	0	27
00	Desi Sills		2-4	1-2	4-4	0	1	1	1	9	0	1	0	1	18
11	K. Embery-Simpson		0-2	0-2	2-4	0	0	0	2	2	0	1	1	0	11
22	Gabe Osabuohien		2-6	0-1	0-0	4	0	4	2	4	0	1	0	0	10
35	Reggie Chaney		5-7	0-0	1-2	1	4	5	2	11	4	0	3	4	28
Team						3	2	5							
Totals			23-55	6-16	27-34	11	28	39	20	79	17	15	8	7	200
FG % 1st Half:		11-31	35.5%	2nd half:	12-24	50.0%	Game:	23-55	41.8%	Deadball Rebounds 5.2					
3FG % 1st Half:		5-9	55.6%	2nd half:	1-7	14.3%	Game:	6-16	37.5%						
FT % 1st Half:		8-10	80.0%	2nd half:	19-24	79.2%	Game:	27-34	79.4%						

Officials: Brian Shey, Peter Juzenas, R.B. Clyburn

Technical fouls: UTSA-None. Arkansas-None.

Attendance: 13,728

Tickets Scanned: 12,462

Fouled out: UTSA #25, Allen (2:42.2H); #2, Jackson (0:43.9.2H)

#5, Giovanni (0:29.1.2H)

Arkansas #13, Jones (0:43.9.2H)

Score by periods	1st	2nd	Total
UTSA	28	39	67
Arkansas	35	44	79

	Points	In Paint	Off T/O	2nd Chance	Fast Break	Bench
UTSA	24	16	9	5	12	18
AR	30	17	11	15	26	26

Last FG - UTSA 2nd-00:04, AR 2nd-00:12.

Largest lead - UTSA by 5 1st-15:45, AR by 12 2nd-00:12.

UTSA led for 14:11. AR led for 23:33. Game was tied for 02:16.

Score tied - 4 times.
Lead changed - 6 times.

GAME 11 Arkansas vs. Texas State

Dec. 22, 2018 • Fayetteville, Ark. - Bud Walton Arena • SEC Network

Texas State 70 • 10-2

#	Player	Total		3-Ptr		Rebounds			PF	TP	A	TO	Blk	Stl	Min
		FG-FGA	FG-FGA	FT-FTA	FT-FTA	Off	Def	Tot							
23	Peacock, Alex	f	1-9	1-4	0-0	1	7	8	1	3	2	1	0	3	23
45	Terry, Eric	f	0-1	0-0	0-0	1	1	2	4	0	1	2	0	0	9
02	Nottingham, Tre	g	6-15	6-13	0-1	1	2	3	4	18	1	5	0	2	36
22	Pearson, Nijal	g	6-17	4-8	0-0	1	5	6	4	16	1	1	0	0	36
35	Shead, Jaylen	g	4-5	1-1	5-8	2	4	6	3	14	4	2	0	0	26
00	Gurley, Isaiah		0-0	0-0	0-0	0	0	0	1	0	0	1	0	0	4
03	Davis, Chandler		0-2	0-0	0-0	1	1	2	1	0	0	0	0	0	6
04	Adams, Shelby		0-0	0-0	0-2	0	0	0	1	0	0	0	0	0	7
12	Harrell, Mason		2-3	0-0	1-2	2	0	2	2	5	2	2	0	1	14
14	Scott, Quentin		4-4	0-0	0-6	1	0	1	5	8	0	1	0	0	13
25	Sule, Alonzo		2-4	0-0	2-2	5	3	8	3	6	0	1	0	1	26
Team						2	2	4							
Totals			25-60	12-26	8-21	17	25	42	29	70	11	16	0	7	200
FG % 1st Half:		9-28	32.1%	2nd half:	16-32	50.0%	Game:	25-60	41.7%	Deadball Rebounds 5					
3FG % 1st Half:		5-11	45.5%	2nd half:	7-15	46.7%	Game:	12-26	46.2%						
FT % 1st Half:		4-9	44.4%	2nd half:	4-12	33.3%	Game:	8-21	38.1%						

Arkansas 73 • 8-3

#	Player	Total		3-Ptr		Rebounds			PF	TP	A	TO	Blk	Stl	Min
		FG-FGA	FG-FGA	FT-FTA	FT-FTA	Off	Def	Tot							
10	Daniel Gafford	f	5-9	0-0	9-14	2	8	10	1	19	1	1	2	0	35
35	Reggie Chaney	f	3-4	0-0	1-1	1	5	6	4	7	0	5	2	0	12
01	Isaiah Joe	g	1-6	1-5	7-8	1	2	3	2	10	0	0	0	3	30
05	Jalen Harris	g	5-9	0-1	0-0	0	0	0	3	10	1	2	1	1	26
13	Mason Jones	g	5-7	1-3	10-13	0	4	4	2	21	4	1	0	3	33
00	Desi Sills		0-0	0-0	0-0	0	0	0	2	0	2	1	0	0	16
02	Adrio Bailey		0-3	0-1	0-0	1	2	3	3	0	0	2	0	0	11
11	K. Embery-Simpson		1-5	0-0	0-0	1	1	2	1	2	0	1	0	1	14
22	Gabe Osabuohien		1-3	1-1	1-4	3	2	5	2	4	4	2	0	0	22
25	Jordan Phillips		0-1	0-0	0-0	0	0	0	0	0	0	0	0	0	1
Team						0	1	1							
Totals			21-47	3-11	28-40	9	25	34	20	73	12	15	5	8	200
FG % 1st Half:		12-23	52.2%	2nd half:	9-24	37.5%	Game:	21-47	44.7%	Deadball Rebounds 4.1					
3FG % 1st Half:		2-5	40.0%	2nd half:	1-6	16.7%	Game:	3-11	27.3%						
FT % 1st Half:		8-14	57.1%	2nd half:	20-26	76.9%	Game:	28-40	70.0%						

Officials: Pat Adams, Owen Shortt, Josue Nieves

Technical fouls: Texas State-None. Arkansas-None.

Attendance: 13,463

Tickets Scanned: 7,182

Fouled out: North Texas State: #14, Scott (0:12.1.2H)

Score by periods	1st	2nd	Total
Texas State	27	43	70
Arkansas	34	39	73

	Points	In Paint	Off T/O	2nd Chance	Fast Break	Bench
TXST	18	19	21	2	19	19
AR	28	19	2	8	6	6

Last FG - TXST 2nd-00:01, AR 2nd-03:38.

Largest lead - TXST by 13 1st-11:32, AR by 10 2nd-03:38.

TXST led for 11:59. AR led for 26:59. Game was tied for 01:01.

Score tied - 2 times.
Lead changed - 1 time.

GAME 10 Arkansas vs. Georgia Tech

Dec. 19, 2018 • Fayetteville, Ark. - Bud Walton Arena • SEC Network

Georgia Tech 69 • 6-4

#	Player	Total		3-Ptr		Rebounds			PF	TP	A	TO	Blk	Stl	Min
		FG-FGA	FG-FGA	FT-FTA	FT-FTA	Off	Def	Tot							
05	WRIGHT, MOSES	f	1-6	0-1	2-4	1	3	4	0	4	1	0	1	0	17
12	MOORE, KHALID	f	3-7	0-1	4-6	0	3	3	2	10	3	1	0	0	34
01	BANKS III, JAMES	c	5-7	0-0	4-4	8	6	14	3	14	4	4	5	1	34
00	DEVOE, MICHAEL	g	3-10	1-4	4-5	1	2	3	1	11	2	2	0	2	33
10	ALVARADO, JOSE	g	9-15	2-5	0-1	0	9	9	1	20	1	4	0	2	40
04	ALSTON, BRANDON		1-2	0-1	0-0	0	0	0	3	2	1	4	0	0	17
13	HAYWOOD II, CURTIS		2-6	2-5	0-0	1	1	2	5	6	3	3	0	2	19

GAME 13 Arkansas at Texas A&M

Jan. 5, 2019 • College Station, Texas - Reed Arena • SEC Network

Arkansas 73 • 10-3, 1-0 SEC

#	Player	Total		3-Ptr		Rebounds			PF	TP	A	TO	Blk	Stl	Min
		FG-FGA	FT-FTA	FG-FGA	FT-FTA	Off	Def	Tot							
01	Isaiah Joe	* 3-8	3-7	2-4	0 2 2	2	11	1	1	0	1	27			
02	Adrio Bailey	* 2-7	0-0	1-3	2 3 5	1	5	0	0	0	0	25			
05	Jalen Harris	* 4-9	1-3	6-11	0 3 3	2	15	9	0	0	0	36			
10	Daniel Gafford	* 5-11	0-0	1-2	6 5 11	4	11	1	1	1	0	23			
13	Mason Jones	* 3-11	3-11	0-0	0 5 5	3	9	3	1	0	0	24			
00	Desi Sills	5-9	3-6	1-2	1 0 1	3	14	1	3	0	0	18			
11	K. Embery-Simpson	0-4	0-3	0-0	0 2 2	0	0	0	1	0	1	14			
22	Gabe Osabuohien	3-6	0-2	0-0	3 4 7	4	6	1	1	1	1	18			
25	Jordan Phillips	0-1	0-1	0-0	0 0 0	0	0	0	0	0	0	2			
35	Reggie Chaney	1-4	0-0	0-0	0 3 3	3	2	0	0	1	0	11			
Team					5 3 8										
Totals		26-70	10-33	11-22	17 30 47	22	73	16	8	3	3	200			
FG % 1st Half:		13-36	36.1%	2nd half:	13-34	38.2%	Game:	26-70	37.1%					Deadball	
3FG % 1st Half:		5-14	35.7%	2nd half:	5-19	26.3%	Game:	10-33	30.3%					Rebounds	
FT % 1st Half:		1-4	25.0%	2nd half:	10-18	55.6%	Game:	11-22	50.0%					7	

Texas A&M 71 • 6-6, 0-1 SEC

#	Player	Total		3-Ptr		Rebounds			PF	TP	A	TO	Blk	Stl	Min
		FG-FGA	FT-FTA	FG-FGA	FT-FTA	Off	Def	Tot							
01	Flagg, Savion	* 8-11	1-2	3-7	4 11 15	5	20	2	1	1	0	36			
02	Starks, TJ	* 8-18	2-7	5-8	0 2 2	4	23	5	3	0	1	33			
11	Mitchell, Wendell	* 2-11	0-7	3-4	1 1 2	4	7	2	1	0	0	33			
13	Mahan, Brandon	* 2-5	0-5	0-0	0 3 3	3	6	1	0	0	0	24			
21	Mekowulu, Christian	* 1-3	0-0	0-0	2 5 7	4	2	0	0	2	0	20			
00	Chandler, Jay Jay	2-7	0-2	2-2	1 0 1	0	6	2	0	0	1	19			
12	Collins, Chris	0-0	0-0	0-0	0 0 0	0	0	0	0	0	0	4			
24	Walker, John	1-3	0-1	1-2	2 2 4	1	3	2	2	0	0	13			
32	Nebo, Josh	1-3	0-0	2-2	1 5 6	1	4	0	1	3	0	18			
Team					0 2 2										
Totals		25-61	5-24	16-25	11 31 42	22	71	14	8	6	2	200			
FG % 1st Half:		12-28	42.9%	2nd half:	13-33	39.4%	Game:	25-61	41.0%					Deadball	
3FG % 1st Half:		1-9	11.1%	2nd half:	4-15	26.7%	Game:	5-24	20.8%					Rebounds	
FT % 1st Half:		6-9	66.7%	2nd half:	10-16	62.5%	Game:	16-25	64.0%					4	

 Officials: Bart Lenox, Vladimir Voyard-Tadal, Josue Nieves
 Technical fouls: Arkansas-None. Texas A&M-None.
 Attendance: 10049

Score by periods	1st	2nd	Total
Arkansas	32	41	73
Texas A&M	31	40	71

 Last FG - AR 2nd-01:34, TAMU 2nd-00:02.
 Largest lead - AR by 8 1st-14:09, TAMU by 3 1st-03:31.
 AR led for 23:19. TAMU led for 07:00. Game was tied for 09:41.

Points	In	Off	2nd	Fast	Bench
AR	26	10	18	5	22
TAMU	38	6	16	8	13

 Score tied - 11 times.
 Lead changed - 16 times.

GAME 14 Arkansas vs. Florida

Jan. 9, 2019 • Fayetteville, Ark. - Bud Walton Arena • SEC Network

Florida 57 • 9-5, 1-1 SEC

#	Player	Total		3-Ptr		Rebounds			PF	TP	A	TO	Blk	Stl	Min
		FG-FGA	FT-FTA	FG-FGA	FT-FTA	Off	Def	Tot							
11	HAYES, KEVARRIUS	c 1-3	0-0	2-2	1 1 2	4	4	0	0	0	2	17			
02	NEMBHARD, ANDREW	g 2-6	1-2	1-2	0 5 5	2	6	4	1	0	0	31			
03	HUDSON, JALEN	g 4-15	1-5	0-2	1 5 6	3	9	0	1	0	0	23			
05	ALLEN, KEVAUGHN	g 3-11	1-9	11-12	0 5 5	3	18	1	2	0	0	33			
10	LOCKE, NOAH	g 4-8	2-5	0-0	2 3 5	4	10	1	1	0	1	25			
00	OKAURU, MIKE	1-4	1-3	0-0	0 2 2	0	3	0	0	0	0	13			
11	JOHNSON, KEYONTAE	0-2	0-0	0-0	0 3 3	2	0	1	0	0	0	12			
21	BASSETT, DONTAY	3-5	0-0	1-1	3 2 5	3	7	1	1	1	0	23			
24	BALLARD, DEAUDRAE	0-2	0-1	0-0	0 0 0	1	0	0	1	0	0	10			
25	STONE, KEITH	0-2	0-1	0-0	1 1 2	3	0	1	3	1	1	13			
Team					2 2 4										
Totals		18-58	6-26	15-19	10 29 39	25	57	9	12	2	4	200			
FG % 1st Half:		10-32	31.3%	2nd half:	8-26	30.8%	Game:	18-58	31.0%					Deadball	
3FG % 1st Half:		3-16	18.8%	2nd half:	3-10	30.0%	Game:	6-26	23.1%					Rebounds	
FT % 1st Half:		10-12	83.3%	2nd half:	5-7	71.4%	Game:	15-19	78.9%					1.1	

Arkansas 51 • 10-4, 1-1 SEC

#	Player	Total		3-Ptr		Rebounds			PF	TP	A	TO	Blk	Stl	Min
		FG-FGA	FT-FTA	FG-FGA	FT-FTA	Off	Def	Tot							
02	Adrio Bailey	f 2-8	0-0	0-0	1 4 5	3	4	0	0	1	2	21			
10	Daniel Gafford	f 3-4	0-0	3-6	2 10 12	4	9	1	0	0	1	27			
01	Isaiah Joe	2-10	2-9	0-1	0 3 3	2	6	3	3	1	1	35			
03	Jalen Harris	g 1-5	0-3	0-2	0 1 1	2	2	3	3	0	0	35			
13	Mason Jones	g 7-13	4-9	12-13	0 2 2	0	30	3	4	1	0	34			
00	Desi Sills	0-3	0-2	0-0	0 0 0	3	0	0	2	0	0	18			
11	K. Embery-Simpson	0-4	0-2	0-0	1 2 3	0	0	0	0	0	1	11			
22	Gabe Osabuohien	0-1	0-1	0-4	3 5 8	5	0	0	2	1	0	14			
35	Reggie Chaney	0-2	0-0	0-0	0 1 1	1	0	0	1	1	0	5			
Team					3 4 7										
Totals		15-50	6-26	15-26	10 32 42	20	51	10	16	5	5	200			
FG % 1st Half:		7-25	28.0%	2nd half:	8-25	32.0%	Game:	15-50	30.0%					Deadball	
3FG % 1st Half:		2-14	14.3%	2nd half:	4-12	33.3%	Game:	6-26	23.1%					Rebounds	
FT % 1st Half:		6-10	60.0%	2nd half:	9-16	56.3%	Game:	15-26	57.7%					6.1	

 Officials: Joe Lindsey, Mike Nance, Patrick Evans
 Technical fouls: Florida-None. Arkansas-None.
 Attendance: 17160
 Tickets Scanned: 9,950
 Fouled Out: Arkansas, #22, Osabuohien (6:57 2H)

Score by periods	1st	2nd	Total
Florida	33	24	57
Arkansas	22	29	51

 Last FG - UF 2nd-02:35, AR 2nd-02:13.
 Largest lead - UF by 16 2nd-09:13, AR by 4 1st-18:06.
 UF led for 32:48. AR led for 04:04. Game was tied for 03:08.

Points	In	Off	2nd	Fast	Bench
UF	18	12	7	5	2
AR	18	12	2	2	0

 Score tied - 1 time.
 Lead changed - 1 time.

GAME 15 Arkansas vs. LSU

Jan. 12, 2019 • Fayetteville, Ark. - Bud Walton Arena • SEC Network

LSU 94 • 12-3, 2-0 SEC

#	Player	Total		3-Ptr		Rebounds			PF	TP	A	TO	Blk	Stl	Min
		FG-FGA	FT-FTA	FG-FGA	FT-FTA	Off	Def	Tot							
00	REID, Naz	f 10-12	4-4	3-4	2 5 7	4	27	2	2	0	0	26			
11	BIGBY-WILLIAMS, K.	f 0-2	0-0	0-1	0 0 0	5	0	0	0	1	0	18			
03	WATERS, Tremont	g 6-15	1-6	4-4	0 2 2	3	17	11	7	0	3	42			
04	MAYS, Skylar	g 5-13	2-6	3-4	0 4 4	1	15	1	2	0	2	41			
14	TAYLOR, Marlon	g 7-8	1-2	6-6	4 3 7	3	21	1	1	0	1	37			
01	SMART, Ja'vonte	2-7	2-4	2-2	0 2 2	5	8	0	4	0	0	23			
22	DAYS, Darius	0-4	0-3	0-0	1 1 2	3	0	0	1	1	1	12			
24	WILLIAMS, Emmitt	3-3	0-0	0-1	4 6 10	4	6	0	2	1	0	26			
Team					1 1 2										
Totals		33-64	10-25	18-22	12 24 36	28	94	15	19	3	7	225			
FG % 1st Half:		18-30	60.0%	2nd half:	11-29	37.9%	OT:	4-5	80.0%	Game:	33-64	51.6%			Deadball

GAME 17 Arkansas at #18 Ole Miss

Jan. 19, 2019 • Oxford, Miss. - The Pavilion • SEC Network

Arkansas 67 • 10-7, 1-4 SEC

#	Player	Total		3-Ptr		Rebounds			PF	TP	A TO Blk			Stl	Min
		FG-FGA	FG-FGA	FT-FTA	Off Def Tot	PF	TP	A TO Blk							
10	Daniel Gafford	f	2-6	0-0	5-6	0	10	10	2	9	1	5	2	1	31
35	Reggie Chaney	f	2-3	0-0	0-0	1	0	1	2	4	0	0	0	0	12
01	Isaiah Joe	g	4-11	3-9	0-0	2	3	5	0	11	1	0	0	0	33
05	Jalen Harris	g	1-4	1-3	0-0	1	5	6	1	3	7	4	0	1	30
13	Mason Jones	g	1-10	0-6	3-4	1	1	2	2	5	2	1	1	2	31
00	Desi Sills	g	0-0	0-0	2-2	0	0	0	1	2	0	3	0	0	7
02	Adrio Bailey	g	2-4	0-0	0-0	1	1	2	2	4	2	0	0	0	10
11	K. Embery-Simpson	g	5-8	2-5	4-5	1	0	1	1	16	0	0	0	1	20
22	Gabe Osabuohien	g	5-9	0-0	3-4	2	1	3	4	13	1	4	0	1	26
Team					1	0	1								
Totals			22-55	6-23	17-21	10	21	31	15	67	14	17	3	6	200
FG % 1st Half:		11-25	44.0%	2nd half:	11-30	36.7%	Game:	22-55	40.0%	Deadball Rebounds					
3FG % 1st Half:		3-9	33.3%	2nd half:	3-14	21.4%	Game:	6-23	26.1%						
FT % 1st Half:		10-13	76.9%	2nd half:	7-8	87.5%	Game:	17-21	81.0%						

Ole Miss 84 • 14-3, 4-1 SEC

#	Player	Total		3-Ptr		Rebounds			PF	TP	A TO Blk			Stl	Min
		FG-FGA	FG-FGA	FT-FTA	Off Def Tot	PF	TP	A TO Blk							
00	Hinson,Blake	f	1-5	0-3	1-2	0	4	4	3	3	1	3	0	0	19
13	Olejniczak, Dominik	c	5-7	0-0	3-3	1	4	5	2	13	1	1	2	0	22
03	Davis,Terence	g	6-11	2-5	4-5	2	7	9	4	18	7	3	0	5	32
04	Tyree,Breein	g	7-15	2-7	6-6	2	2	4	1	22	2	2	1	3	36
20	Davis, D.C.	g	3-5	0-1	1-1	1	1	2	2	7	4	0	0	1	27
01	Naylor,Zach	g	0-0	0-0	0-0	0	1	1	0	0	0	0	0	0	2
02	Shuler,Devontae	g	1-6	1-3	0-0	0	2	2	1	3	3	3	0	2	25
12	Stevens, Bruce	g	6-7	2-3	0-0	3	4	7	2	14	1	0	0	1	18
14	Buffen, KJ	g	2-8	0-0	0-0	2	2	4	3	4	0	1	0	1	19
Team					2	0	2								
Totals			31-64	7-22	15-17	13	27	40	18	84	19	13	3	13	200
FG % 1st Half:		18-35	51.4%	2nd half:	13-29	44.8%	Game:	31-64	48.4%	Deadball Rebounds					
3FG % 1st Half:		3-11	27.3%	2nd half:	4-11	36.4%	Game:	7-22	31.8%						
FT % 1st Half:		7-8	87.5%	2nd half:	8-9	88.9%	Game:	15-17	88.2%						

Officials: Doug Shows, Tony Greene, R.B. Clyburn

Technical fouls: Arkansas-None. Ole Miss-None.

Attendance: 9500

Score by periods	1st	2nd	Total
Arkansas	35	32	67
Ole Miss	46	38	84

Points	In Paint	Off T/O	2nd Chance	Fast Break	Bench
AR	28	18	15	0	35
OM	44	22	17	9	21

Last FG - AR 2nd-00:07, OM 2nd-00:16.

Largest lead - AR None, OM by 19 2nd-02:00.

AR led for 00:00, OM led for 39:20. Game was tied for 00:40.

Score tied - 0 times.

Lead changed - 0 times.

GAME 19 Arkansas at #13 Texas Tech

Jan. 23, 2019 • Lubbock, Texas - United Supermarkets Arena • ESPN2

Arkansas 64 • 11-8

#	Player	Total		3-Ptr		Rebounds			PF	TP	A TO Blk			Stl	Min
		FG-FGA	FG-FGA	FT-FTA	Off Def Tot	PF	TP	A TO Blk							
01	Isaiah Joe	*	1-6	0-5	3-3	0	0	0	2	5	1	1	0	2	29
02	Adrio Bailey	*	3-4	0-0	2-4	0	2	2	0	8	1	1	0	2	24
05	Jalen Harris	*	4-12	1-3	2-2	0	1	1	2	11	2	3	1	3	34
10	Daniel Gafford	*	7-7	0-0	2-5	2	3	5	3	16	0	2	1	0	26
13	Mason Jones	*	3-8	2-6	3-4	0	3	3	5	11	1	0	0	1	27
00	Desi Sills	g	0-1	0-1	1-2	0	2	2	1	1	0	2	0	0	8
11	K. Embery-Simpson	g	1-5	0-3	3-4	0	1	1	3	5	1	1	0	2	26
22	Gabe Osabuohien	g	1-3	1-1	0-0	1	1	2	1	3	0	3	0	0	14
35	Reggie Chaney	g	1-2	0-0	2-2	2	1	3	3	4	0	2	0	0	12
Team					4	4	8				2				
Totals			21-48	4-19	18-26	9	18	27	20	64	6	17	2	10	200
FG % 1st Half:		11-27	40.7%	2nd half:	10-21	47.6%	Game:	21-48	43.8%	Deadball Rebounds					
3FG % 1st Half:		3-10	30.0%	2nd half:	1-9	11.1%	Game:	4-19	21.1%						
FT % 1st Half:		8-9	88.9%	2nd half:	10-17	58.8%	Game:	18-26	69.2%						

Texas Tech 67 • 16-4

#	Player	Total		3-Ptr		Rebounds			PF	TP	A TO Blk			Stl	Min
		FG-FGA	FG-FGA	FT-FTA	Off Def Tot	PF	TP	A TO Blk							
11	Owens,Tariq	*	1-1	0-0	0-0	1	2	3	5	2	2	1	3	0	21
13	Mooney,Matt	*	4-8	1-2	3-4	2	1	3	0	12	2	5	0	0	29
23	Culver,Jarrett	*	5-12	4-5	1-4	0	3	3	3	15	4	4	0	3	36
25	Moretti,David	*	6-9	3-6	6-7	1	1	2	4	21	2	1	0	1	32
32	Odiase,Norense	*	1-1	0-0	0-0	1	6	7	4	2	1	4	1	0	23
00	Edwards,Kyler	g	2-5	0-1	3-4	0	2	2	1	7	1	2	0	1	16
01	Francis,Brandone	g	2-5	1-3	0-0	0	2	2	2	5	1	1	0	0	29
03	Corprew,Deshawn	g	1-2	1-2	0-0	0	2	2	2	3	1	0	0	0	13
24	Benson,Avery	g	0-0	0-0	0-0	0	0	0	0	0	0	0	0	0	1
Team					1	0	1				3				
Totals			22-43	10-19	13-19	6	19	25	21	67	14	21	4	5	200
FG % 1st Half:		11-20	55.0%	2nd half:	11-23	47.8%	Game:	22-43	51.2%	Deadball Rebounds					
3FG % 1st Half:		5-10	50.0%	2nd half:	5-9	55.6%	Game:	10-19	52.6%						
FT % 1st Half:		3-6	50.0%	2nd half:	10-13	76.9%	Game:	13-19	68.4%						

Officials: Ray Natili, Darron George, Marques Pettigrew

Technical fouls: Arkansas-None. Texas Tech-None.

Attendance: 14290

Score by periods	1st	2nd	Total
Arkansas	33	31	64
Texas Tech	30	37	67

Points	In Paint	Off T/O	2nd Chance	Fast Break	Bench
AR	28	25	11	4	13
TTU	16	26	2	2	15

Last FG - AR 2nd-00:01, TTU 2nd-07:41.

Largest lead - AR by 3 1st-00:01, TTU by 12 2nd-08:28.

AR led for 01:37, TTU led for 35:54. Game was tied for 02:29.

Score tied - 5 times.

Lead changed - 6 times.

GAME 18 Arkansas vs. Missouri

Jan. 23, 2019 • Fayetteville, Ark. - Bud Walton Arena • SEC Network

Missouri 60 • 10-7, 1-4 SEC

#	Player		Total		3-Ptr		Rebounds			PF	TP	A			Stl	Min
			FG-FA	FG-FA	FT-FTA	Off	Def	Tot	A			To	Blk			
23	TILMON, Jeremiah	f	4-5	0-0	1-3	2	3	5	9	2	4	0	0	0	27	
24	PURYEAR, Kevin	f	2-8	1-5	2-2	1	3	4	1	7	0	1	0	0	26	
04	PICKETT, Javon	g	0-1	0-1	0-0	0	0	0	1	0	0	2	0	0	10	
13	SMITH, Mark	g	8-14	6-11	0-0	0	7	7	2	22	0	2	0	1	37	
05	GEIST, Jordan	g	2-6	1-4	2-3	1	5	6	1	7	4	5	0	0	35	
00	WATSON, Torrence	g	0-0	0-0	2-2	0	0	0	2	2	0	2	0	0	8	
01	PINSON, Xavier	g	2-4	1-2	3-4	0	2	2	1	8	2	4	0	0	21	
02	SANTOS, K.J.	g	0-1	0-0	0-1	0	4	4	2	0	0	1	0	0	20	
03	SUGGS, Ronnie	g	1-3	1-2	2-2	0	1	1	2	5	0	2	0	0	12	
14	NIKKO, Reed	g	0-0	0-0	0-0	0	0	0	4	0	1	0	0	1	4	
Team						0	1	1				1				
Totals			19-42	10-25	12-17	4	26	30	21	60	9	24	0	2	200	
FG % 1st Half: 12-27 44.4% 2nd half: 7-15 46.7% Game: 19-42 45.2% Deadball																
3FG % 1st Half: 5-15 33.3% 2nd half: 5-10 50.0% Game: 10-25 40.0% Rebounds																
FT % 1st Half: 5-6 83.3% 2nd half: 7-11 63.6% Game: 12-17 70.6%																

GAME 21 Arkansas at #19 LSU

Feb. 2, 2019 • Baton Rouge, La. - Pete Maravich Assembly Center • SEC Network

Arkansas 90 • 13-8 (4-4)

#	Player	Total		3-Ptr	Rebounds					PF	TP	A TO Blk Stl				Min
		FG-FGA	FG-FGA	FT-FTA	Off	Def	Tot	A	TO			Blk	Stl			
02	Adrio Bailey	f 1-4	1-1	2-2	0	1	1	4	5	0	2	0	2	22		
10	Daniel Gafford	f 11-15	0-0	1-2	4	4	8	5	23	0	4	2	2	32		
01	Isaiah Joe	g 6-13	4-8	2-3	0	3	3	2	18	2	1	0	1	34		
05	Jalen Harris	g 5-7	1-3	0-0	0	1	1	5	11	5	2	0	1	24		
13	Mason Jones	g 3-8	2-5	2-4	0	1	1	1	10	5	1	0	1	32		
00	Desi Sills	g 0-0	0-0	0-0	0	1	1	2	0	1	2	0	0	8		
11	K. Embery-Simpson	g 6-9	4-6	0-0	0	2	2	1	16	0	2	0	0	22		
22	Gabe Osabuohien	g 1-2	1-1	0-0	0	3	3	5	3	6	1	0	1	16		
35	Reggie Chaney	g 2-2	0-0	0-0	0	0	0	4	4	1	1	1	0	10		
Team					0	0	0				2					
Totals		35-60	13-24	7-11	4	16	20	29	90	20	18	3	8	200		
FG % 1st Half: 19-30		63.3%	2nd half: 16-30	53.3%	Game: 35-60	58.3%									Deadball Rebounds 0	
3FG % 1st Half: 6-11		54.5%	2nd half: 7-13	53.8%	Game: 13-24	54.2%										
FT % 1st Half: 1-1		100.0%	2nd half: 6-10	60.0%	Game: 7-11	63.6%										

LSU 89 • 17-4 (7-1)

#	Player	Total		3-Ptr	Rebounds				PF	TP	A TO Blk Stl				Min
		FG-FGA	FG-FGA	FT-FTA	Off	Def	Tot	A			TO	Blk	Stl		
00	REID, Naz	f	5-9	1-3	8-9	2	8	10	4	19	2	5	0	1	33
11	BIGBY-WILLIAMS, K.	f	4-5	0-0	2-4	4	0	4	1	10	1	1	0	0	17
03	WATERS, Tremont	g	3-12	1-6	5-6	0	8	8	1	12	6	5	0	2	34
04	MAYS, Skylar	g	5-12	2-7	5-5	0	2	2	3	17	1	4	1	3	37
14	TAYLOR, Marlon	g	2-3	0-0	2-2	2	1	3	4	6	0	2	2	0	18
01	SMART, Ja'vonte		5-12	1-5	7-8	1	2	3	2	18	1	1	0	2	31
22	DAYS, Darius		0-4	0-3	0-0	4	3	7	0	3	0	1	0	0	13
24	WILLIAMS, Emmitt		2-2	0-0	3-4	4	0	4	0	7	0	2	0	0	17
Team						2	1	3							
Totals			26-59	5-24	32-38	19	25	44	18	89	11	21	3	8	200
FG % 1st Half: 13-27		48.1%	2nd half: 13-32	40.6%	Game: 26-59	44.1%									Deadball Rebounds 4
3FG % 1st Half: 3-13		23.1%	2nd half: 2-11	18.2%	Game: 5-24	20.8%									
FT % 1st Half: 12-13		92.3%	2nd half: 20-25	80.0%	Game: 32-38	84.2%									

Officials: Joe Lindsay, Vladimir Voyard-Tadal, K.B. Burdett, Jr.
Technical fouls: Arkansas-None. LSU-None.
Attendance: 13311

Score by periods	1st	2nd	Total
Arkansas	45	45	90
LSU	41	48	89

Last FG - AR 2nd-00:22, LSU 2nd-03:39.
Largest lead - AR by 18 2nd-13:45, LSU by 4 1st-17:03.
AR led for 32:58, LSU led for 05:13. Game was tied for 01:49.

Score tied - 6 times.
Lead changed - 8 times.

GAME 23 Arkansas at South Carolina

Feb. 9, 2019 • Columbia, S.C. - Colonial Life Arena • SEC Network

Arkansas 65 • 14-9, 5-5 SEC

#	Player		Total		3-Ptr		Rebounds					PF	TP	A TO Blk Stl				Min
			FG-FGA	FG-FGA	FT-FTA	Off	Def	Tot	A	TO	Blk			Stl				
02	Adrio Bailey	f	2-4	0-1	2-2	3	3	6	4	6	1	0	1	3	25			
10	Daniel Gafford	f	4-5	0-0	0-1	2	3	5	4	8	1	2	0	2	22			
01	Isaiah Joe	g	4-11	3-9	0-0	1	2	3	2	11	0	0	1	2	29			
05	Jalen Harris	g	5-16	0-2	7-10	1	2	3	1	17	2	5	0	2	36			
13	Mason Jones	g	4-9	3-6	4-5	0	3	3	2	15	4	5	1	2	34			
00	Desi Sills		0-1	0-0	0-0	0	1	1	0	0	2	1	0	0	7			
11	K. Embery-Simpson		2-6	0-3	0-0	0	1	1	2	4	0	0	0	1	15			
22	Gabe Osabuohien		0-3	0-1	0-0	1	1	2	2	0	1	0	0	1	20			
35	Reggie Chaney		1-2	0-0	2-2	0	3	3	1	4	0	1	1	0	12			
Team						1	1	2										
Totals			22-57	6-22	15-20	9	20	29	18	65	11	14	4	13	200			
FG % 1st Half: 12-32			37.5%	2nd half: 10-25	40.0%	Game: 22-57		38.6%		Deadball Rebounds 2								
3FG % 1st Half: 3-14			21.4%	2nd half: 3-8	37.5%	Game: 6-22		27.3%										
FT % 1st Half: 8-10			80.0%	2nd half: 7-10	70.0%	Game: 15-20		75.0%										

South Carolina 77 • 12-11, 7-3 SEC

#	Player	Total		3-Ptr	Rebounds					PF	TP	A	TO	Blk	Stl	Min
		FG-FGA	FG-FGA	FT-FTA	Off	Def	Tot									
21	KOTSAR, Maik	f	2-6	0-0	0-0	1	3	4	3	4	2	3	1	0	28	
24	BRYANT, Keyshawn	f	7-11	1-2	2-7	1	2	3	1	17	1	5	1	2	35	
30	SILVA, Chris	f	4-5	0-0	8-10	2	6	8	3	16	0	3	3	1	30	
00	LAWSON, A.J.	g	8-12	4-5	4-5	1	6	7	2	24	3	4	0	0	33	
04	CAMPBELL, Tre	g	1-6	1-3	1-2	0	1	1	4	4	3	1	0	0	18	
02	GRAVETT, Hassani		3-6	3-4	0-0	0	5	3	9	3	3	3	0	1	31	
13	HAASE, Felipe		1-2	1-1	0-0	0	5	5	1	3	3	1	0	0	20	
20	FRINK, Alanzo		0-0	0-0	0-0	0	0	0	1	0	0	1	0	0	2	
23	HINSON, Evan		0-0	0-0	0-0	0	0	0	1	0	0	0	0	0	3	
Team						3	0	3								
Totals			26-48	10-15	15-24	8	28	36	19	77	15	21	5	4	200	
FG % 1st Half: 9-20		45.0%	2nd half: 17-28	60.7%	Game: 26-48	54.2%										Deadball Rebounds 3.1
3FG % 1st Half: 5-7		71.4%	2nd half: 5-8	62.5%	Game: 10-15	66.7%										
FT % 1st Half: 8-14		57.1%	2nd half: 7-10	70.0%	Game: 15-24	62.5%										

Officials: Pat Adams, Bart Lenox, Wil Howard
Technical fouls: Arkansas-None. South Carolina-None.
Attendance: 12374

Score by periods	1st	2nd	Total
Arkansas	35	30	65
South Carolina	31	46	77

Last FG - AR 2nd-03:11, SC 2nd-00:51.
Largest lead - AR by 13 2nd-15:37, SC by 12 2nd-00:41.
AR led for 29:24, SC led for 07:59. Game was tied for 02:37.

Score tied - 4 times.
Lead changed - 4 times.

GAME 22 Arkansas vs. Vanderbilt

Feb. 5, 2019 • Fayetteville, Ark. - Bud Walton Arena • SEC Network

Vanderbilt 66 • 9-13, 0-9 SEC

#	Player	Total		3-Ptr	Rebounds				PF	TP	A	TO	Blk	Stl	Min
		FG-FGA	FG-FGA	FT-FTA	Off	Def	Tot								
11	SHITTU, Simisola	f	4-7	0-0	4-5	5	3	8	3	12	2	4	1	0	27
15	BROWN, Clevon	f	3-5	0-1	0-3	2	5	7	4	6	0	0	0	1	24
24	NESMITH, Aaron	f	3-10	2-6	0-0	0	5	5	4	8	2	2	0	2	34
32	RYAN, Matt	f	1-5	1-5	3-3	0	2	2	2	6	2	1	0	0	21
00	LEE, Saben	g	3-3	2-2	3-4	0	1	1	5	11	4	3	1	0	23
01	WETZELL, Yanni		2-4	0-0	1-2	1	1	2	0	5	0	0	2	1	16
02	TOYE, Joe		6-11	4-6	2-4	2	2	4	2	18	0	2	0	1	28
03	EVANS, Maxwell		0-2	0-1	0-0	0	0	0	2	0	2	1	0	0	17
13	MOYER, Matthew		0-2	0-0	0-0	0	1	1	1	0	0	0	0	0	10
Team						1	1	2				1			
Totals			22-49	9-21	13-21	11	21	32	23	66	12	14	4	5	200
FG % 1st Half: 13-25		52.0%	2nd half: 9-24	37.5%	Game: 22-49	44.9%									Deadball
3FG % 1st Half: 3-10		30.0%	2nd half: 6-11	54.5%	Game: 9-21	42.9%									Rebounds
FT % 1st Half: 6-9		66.7%	2nd half: 7-12	58.3%	Game: 13-21	61.9%									3.2

Arkansas 69 • 14-8, 5-4 SEC

#	Player	Total		3-Ptr	Rebounds				PF	TP	A TO Blk Stl				Min
		FG-FGA	FG-FGA	FT-FTA	Off	Def	Tot	A			TO	Blk	Stl		
02	Adrio Bailey	f 2-5	0-0	0-0	1	2	3	3	4	1	1	0	1	19	
10	Daniel Gafford	f 9-14	0-0	10-12	2	7	9	2	28	3	2	2	0	33	
01	Isaiah Joe	g 6-11	6-10	0-0	1	3	4	2	18	5	0	0	0	34	
05	Jalen Harris	g 1-6	0-2	0-1	1	4	5	3	2	3	0	0	0	30	
13	Mason Jones	g 2-7	1-5	2-3	0	1	1	1	7	2	2	0	1	32	
00	Desi Sills	0-1	0-0	2-2	0	0	0	0	2	3	1	0	0	10	
11	K. Embery-Simpson	2-5	1-2	0-0	0	1	1	1	5	0	0	0	0	14	
22	Gabe Osabuohien	0-0	0-0	0-0	0	1	1	4	0	1	1	0	2	10	
35	Reggie Chaney	1-2	0-0	1-2	1	1	2	1	3	0	3	0	0	18	
Team					2	1	3			1					
Totals		23-51	8-19	15-20	8	21	29	17	69	18	11	2	4	200	
FG % 1st Half: 10-23		43.5%	2nd half: 13-28	46.4%	Game: 23-51		45.1%	Deadball							
3FG % 1st Half: 6-13		46.2%	2nd half: 2-6	33.3%	Game: 8-19		42.1%	Rebounds							
FT % 1st Half: 8-10		80.0%	2nd half: 7-10	70.0%	Game: 15-20		75.0%	2							

GAME 25 Arkansas vs. Mississippi State

Feb. 16, 2019 • Fayetteville, Ark. - Bud Walton Arena • SEC Network

Mississippi State 77 • 18-7, 6-6 SEC

#	Player	Total		3-Ptr		Rebounds			PF	TP	A	TO	Blk	Stl	Min
		FG-FGA	FT-FTA	FG-FGA	FT-FTA	Off	Def	Tot							
01	Reggie Perry	f 5-10	0-0	2-4	5 5 10	4	12	3 1 0 0 2	32						
24	Abdul Ado	f 2-5	0-0	1-2	3 4 7	3	5	1 0 0 1 1	29						
02	Lamar Peters	g 1-6	1-5	2-4	0 1 1 4	5	3	3 0 0 2	26						
11	Q. Weatherspoon	g 6-12	2-5	8-10	0 2 2 3	22	3	3 0 0 6	37						
23	Tyson Carter	g 7-15	0-5	4-4	0 3 3 3	18	4	2 0 0 1	36						
12	Robert Woodard II	g 3-6	2-4	2-2	0 4 4 2	10	1	1 1 1 0	24						
35	Aric Holman	g 2-2	1-1	0-1	2 2 4 2	5	0	3 1 2	16						
	Team				2 2 4										
	Totals	26-56	6-20	19-27	12 23 35	21	77	15 13 2 14	200						
FG % 1st Half: 11-25		44.0%	2nd half: 15-31	48.4%	Game: 26-56	46.4%	Deadball Rebounds								
3FG % 1st Half: 3-10		30.0%	2nd half: 3-10	30.0%	Game: 6-20	30.0%									
FT % 1st Half: 7-10		70.0%	2nd half: 12-17	70.6%	Game: 19-27	70.4%									

Arkansas 67 • 14-11, 5-7 SEC

#	Player	Total		3-Ptr		Rebounds			PF	TP	A	TO	Blk	Stl	Min
		FG-FGA	FT-FTA	FG-FGA	FT-FTA	Off	Def	Tot							
02	Adrio Bailey	f 4-6	0-0	0-0	0 4 4 2	8	1	3 1 0 0	27						
10	Daniel Gafford	f 2-7	0-0	4-5	4 7 11	3	8	1 3 4 2	34						
01	Isaiah Joe	g 2-6	1-5	0-0	0 2 2 4	5	3	3 0 0 2	28						
05	Jalen Harris	g 3-6	0-1	2-4	2 2 4 4	8	7	3 0 0 1	35						
13	Mason Jones	g 9-18	5-11	7-9	0 2 2 3	30	2	2 0 0 0	32						
00	Desi Sills	g 0-1	0-0	0-0	0 0 0 0	0	0	2 0 0 1	9						
11	K. Embery-Simpson	g 1-4	1-3	0-0	0 0 0 0	1	3	0 1 0 1	17						
22	Gabe Osabuohien	g 0-1	0-0	0-0	2 0 2 3	0	0	3 0 0 0	8						
35	Reggie Chaney	g 1-3	0-0	3-3	0 2 2 3	5	0	2 0 0 0	10						
	Team				1 3 4										
	Totals	22-52	7-20	16-21	9 22 31	23	67	16 20 5 7	200						
FG % 1st Half: 14-24		58.3%	2nd half: 8-28	28.6%	Game: 22-52	42.3%	Deadball Rebounds								
3FG % 1st Half: 6-10		60.0%	2nd half: 1-10	10.0%	Game: 7-20	35.0%									
FT % 1st Half: 4-5		80.0%	2nd half: 12-16	75.0%	Game: 16-21	76.2%									

Officials: Patrick Evans, Brian Shey, Darron George
 Technical fouls: Mississippi State-Reggie Perry. Arkansas-Reggie Chaney.
 Attendance: 17022
 Tickets Scanned: 11,034

Score by periods	1st	2nd	Total
Mississippi State	32	45	77
Arkansas	38	29	67

Last FG - MS 2nd-01:32, AR 2nd-00:13.

Largest lead - MS by 16 2nd-10:15, AR by 8 2nd-19:47.

MS led for 19:15. AR led for 18:09. Game was tied for 02:36.

Score tied - 5 times.
 Lead changed - 5 times.

GAME 27 Arkansas vs. Texas A&M

Feb. 23, 2019 • Fayetteville, Ark. - Bud Walton Arena • SEC Network

Texas A&M 87 • 12-14, 5-9 SEC

#	Player	Total		3-Ptr		Rebounds			PF	TP	A	TO	Blk	Stl	Min
		FG-FGA	FT-FTA	FG-FGA	FT-FTA	Off	Def	Tot							
01	Flagg, Savion	f 6-11	2-4	8-10	4 5 9 1	22	4	0 3 0 1	36						
21	Mekowulu, Christian	f 2-2	0-0	0-1	2 3 5 4	4	4	0 3 3 0	16						
11	Mitchell, Wendell	g 7-9	3-5	3-3	0 3 3 5	20	2	2 0 0 1	20						
12	Collins, Chris	g 0-0	0-0	5-6	0 1 1 2	5	3	0 0 0 4	20						
13	Mahan, Brandon	g 1-3	1-2	2-2	0 2 2 1	5	0	1 1 1 0	25						
00	Chandler, Jay Jay	g 1-4	0-2	2-2	0 1 1 3	4	1	0 0 0 1	20						
02	Starks, TJ	g 5-11	0-3	1-6	0 0 0 2	11	2	7 0 0 3	26						
24	Walker, John	g 1-2	0-0	0-0	1 2 3 1	2	1	0 0 0 0	13						
32	Nebo, Josh	g 5-6	0-0	4-4	2 4 6 3	2	5	1 1 0 1	24						
	Team				3 2 5										
	Totals	28-48	6-16	25-34	12 23 35	20	87	13 18 5 10	200						
FG % 1st Half: 12-24		50.0%	2nd half: 16-24	66.7%	Game: 28-48	58.3%	Deadball Rebounds								
3FG % 1st Half: 2-9		22.2%	2nd half: 4-7	57.1%	Game: 6-16	37.5%									
FT % 1st Half: 12-16		75.0%	2nd half: 13-18	72.2%	Game: 25-34	73.5%									

Arkansas 80 • 14-13, 5-9 SEC

#	Player	Total		3-Ptr		Rebounds			PF	TP	A	TO	Blk	Stl	Min
		FG-FGA	FT-FTA	FG-FGA	FT-FTA	Off	Def	Tot							
10	Daniel Gafford	f 9-14	0-0	5-7	6 7 13	1	23	0 4 3 0	29						
22	Gabe Osabuohien	f 4-4	0-0	0-1	0 0 0 4	8	2	0 0 0 2	16						
00	Desi Sills	g 3-6	1-2	0-0	1 0 1 3	7	0	2 0 0 0	21						
01	Isaiah Joe	g 5-12	2-8	8-9	0 6 6 3	20	2	2 0 0 1	32						
05	Jalen Harris	g 1-5	0-3	0-2	0 0 0 4	2	3	3 0 0 0	34						
02	Adrio Bailey	g 2-5	0-0	0-0	2 0 2 3	4	0	0 0 2 1	19						
11	K. Embery-Simpson	g 1-2	1-2	0-0	0 0 0 2	3	0	1 0 0 0	9						
13	Mason Jones	g 4-13	1-7	2-2	0 0 0 2	11	4	0 0 0 0	26						
35	Reggie Chaney	g 1-2	0-0	0-0	1 1 2 2	2	2	0 1 1 1	14						
	Team				1 0 1										
	Totals	30-63	5-22	15-21	11 14 25	24	80	13 12 6 5	200						
FG % 1st Half: 13-30		43.3%	2nd half: 17-33	51.5%	Game: 30-63	47.6%	Deadball Rebounds								
3FG % 1st Half: 4-12		33.3%	2nd half: 1-10	10.0%	Game: 5-22	22.7%									
FT % 1st Half: 7-12		58.3%	2nd half: 8-9	88.9%	Game: 15-21	71.4%									

Officials: Patrick Evans, Brian Shey, Vladimir Voyard-Tadal
 Technical fouls: Texas A&M-None. Arkansas-None.
 Attendance: 16108
 Tickets Scanned: 9,180
 Fouled out: TAMU #11, Mitchell (1:03 2H)

Score by periods	1st	2nd	Total
Texas A&M	38	49	87
Arkansas	37	43	80

Last FG - TAMU 2nd-01:50, AR 2nd-00:07.

Largest lead - TAMU by 11 2nd-02:28, AR by 6 1st-13:50.

TAMU led for 25:17. AR led for 12:56. Game was tied for 01:47.

Score tied - 3 times.
 Lead changed - 7 times.

GAME 26 Arkansas at Auburn

Feb. 20, 2019 • Auburn, Ala. - Auburn Arena • SEC Network

Arkansas 56 • 14-12, 5-8 SEC

#	Player		Total		3-Ptr		Rebounds			PF	TP	A	TO	Blk	Stl	Min
			FG-FGA	FT-FTA	FG-FGA	FT-FTA	Off	Def	Tot							
02	Adrio Bailey	f	0-2	0-0	1-2	1	1	2	1	1	0	0	0	0	12	
10	Daniel Gafford	f	4-5	0-0	2-5	1	7	8	3	10	0	2	1	2	27	
01	Isaiah Joe	g	5-18	4-14	0-0	1	1	2	1	14	1	1	0	1	37	
05	Jalen Harris	g	1-5	0-1	3-4	1	3	4	1	5	2	3	0	0	23	
13	Mason Jones	g	1-9	0-6	2-2	0	3	3	0	4	1	2	0	2	20	
00	Desi Sills	g	2-5	0-1	5-8	2	2	4	2	9	3	1	0	0	23	
11	K. Embery-Simpson	g	1-6	0-3	0-0	1	1	2	2	2	2	2	0	0	22	
22	Gabe Osabuohien	g	3-4	0-1	1-2	2	2	4	0	7	0	1	1	3	19	
24	Ethan Henderson	g	0-0	0-0	0-0	0	0	0	0	0	0	0	1	0	1	
35	Reggie Chaney	g	2-4	0-0	0-1	1	0	1	3	4	0	2	0	2	16	
	Team					2	3	5				1			200	
	Totals		19-58	4-26	14-24	12	23	35	13	56	9	15	3	10		
	FG % 1st Half: 8-30	26.7%	2nd half: 11-28	39.3%	Game: 19-58	32.8%	Deadball Rebounds									
	3FG % 1st Half: 2-13	15.4%	2nd half: 2-13	15.4%	Game: 4-26	15.4%										
	FT % 1st Half: 2-6	33.3%	2nd half: 12-18	66.7%	Game: 14-24	58.3%										

GAME 29 Arkansas vs. Ole Miss

Mar. 2, 2019 • Fayetteville, Ark. - Bud Walton Arena • SEC Network

Ole Miss 73 • 19-10, 9-7 SEC

#	Player	Total		3-Ptr		Rebounds			PF	TP	A	TO	Blk	Stl	Min
		FG-FGA	FG-FGA	FT-FTA	FT-FTA	Off	Def	Tot							
00	Hinson, Blake	f	3-7	1-5	0-0	0	4	4	2	7	2	1	0	0	21
12	Stevens, Bruce	f	5-6	1-2	1-2	0	2	2	5	12	0	1	1	2	23
02	Shuler, Devontae	g	4-7	0-1	4-4	1	5	6	0	12	4	4	0	3	31
04	Tyree, Breein	g	8-14	2-6	2-2	0	2	2	3	20	5	3	0	0	30
20	Davis, D.C.	g	0-3	0-2	0-0	0	1	1	2	0	1	1	0	0	18
03	Davis, Terence	g	4-8	2-6	2-2	0	5	5	2	12	3	2	0	1	32
13	Olejniczak, Dominik	g	3-4	0-0	0-1	1	0	1	2	6	0	1	0	0	17
14	Buffen, KJ	g	2-5	0-0	0-0	2	2	4	2	4	0	1	0	0	23
15	Rodriguez, Luis	g	0-0	0-0	0-0	0	0	0	0	0	0	0	0	0	5
Team						4	1	5			2				
Totals			29-54	6-22	9-11	8	22	30	18	73	15	16	1	6	200
FG % 1st Half:		13-26	50.0%	2nd half:	16-28	57.1%	Game:		29-54	53.7%	Deadball				
3FG % 1st Half:		4-14	28.6%	2nd half:	6-22	27.3%	Game:		6-22	27.3%	Rebounds				
FT % 1st Half:		5-7	71.4%	2nd half:	4-4	100.0%	Game:		9-11	81.8%					

Arkansas 74 • 15-14, 6-10 SEC

#	Player	Total		3-Ptr		Rebounds			PF	TP	A	TO	Blk	Stl	Min
		FG-FGA	FG-FGA	FT-FTA	FT-FTA	Off	Def	Tot							
10	Daniel Gafford	f	7-9	0-0	3-8	0	2	2	1	17	0	1	2	0	28
22	Gabe Osabuohien	f	1-4	0-0	0-0	0	1	1	2	2	4	1	0	3	19
00	Desi Sills	g	2-6	1-2	0-0	0	2	2	2	5	1	2	0	3	22
01	Isaiah Joe	g	3-8	2-6	1-1	0	2	2	2	9	2	0	2	1	32
05	Jalen Harris	g	3-4	0-0	4-5	0	1	1	3	10	9	1	0	0	28
02	Adrio Bailey	g	3-5	0-0	0-0	1	3	4	1	6	0	1	0	2	16
11	K. Embery-Simpson	g	0-2	0-2	0-0	2	0	2	2	0	0	3	0	0	10
13	Mason Jones	g	7-10	6-8	2-4	0	3	3	2	22	2	4	0	0	29
35	Reggie Chaney	g	1-1	0-0	1-2	1	1	2	0	3	2	0	0	1	16
Team						0	2	2							
Totals			27-49	9-18	11-20	4	17	21	15	74	20	13	4	10	200
FG % 1st Half:		13-24	54.2%	2nd half:	14-25	56.0%	Game:		27-49	55.1%	Deadball				
3FG % 1st Half:		4-8	50.0%	2nd half:	5-10	50.0%	Game:		9-18	50.0%	Rebounds				
FT % 1st Half:		4-11	36.4%	2nd half:	7-9	77.8%	Game:		11-20	55.0%					

Officials: Todd Austin, Rob Rorke, Gerald Williams
Technical fouls: Ole Miss-None. Arkansas-None.
Attendance: 17320
Tickets Scanned: 9,942
Fouled out: Ole Miss #12, Stevens (3-22 2H)

Score by periods	1st	2nd	Total
Ole Miss	35	38	73
Arkansas	34	40	74

Last FG - OM 2nd-01:07, AR 2nd-00:05.

Largest lead - OM by 8 1st-09:49, AR by 4 2nd-08:17.

OM led for 27:00. AR led for 11:33. Game was tied for 01:25.

Score tied - 4 times.
Lead changed - 21 times.

GAME 31 Arkansas vs. Alabama

Mar. 9, 2019 • Fayetteville, Ark. - Bud Walton Arena • SEC Network

Alabama 70 • 17-14, 8-10 SEC

#	Player	Total		3-Ptr		Rebounds			PF	TP	A	TO	Blk	Stl	Min
		FG-FGA	FG-FGA	FT-FTA	FT-FTA	Off	Def	Tot							
00	Hall, Donta	f	1-3	0-0	1-2	1	7	8	1	3	1	1	0	0	23
34	Mack, Tevin	f	4-9	3-5	3-6	1	1	2	4	14	0	2	0	0	26
02	Lewis Jr., Kira	g	5-11	1-3	1-1	1	2	3	2	12	2	2	1	0	30
10	Jones, Herbert	g	3-8	0-3	1-3	1	1	2	3	7	1	3	0	1	24
23	Petty, John	g	3-8	2-4	0-0	2	2	4	0	8	2	2	0	0	22
01	Norris, Riley	g	2-3	1-2	0-0	0	5	5	0	5	0	0	0	2	17
03	Reese, Alex	g	3-6	2-4	1-2	2	3	5	2	9	2	2	1	0	21
05	Johnson Jr, Avery	g	2-5	1-2	0-0	0	0	0	1	5	1	0	0	0	13
24	Schaffer, Lawson	g	0-2	0-1	0-0	0	0	0	0	0	0	0	0	1	1
30	Smith, Galin	g	2-2	0-0	3-6	2	0	2	1	7	0	3	1	0	23
Team						2	3	5							
Totals			25-57	10-24	10-20	12	24	36	14	70	9	15	3	4	200
FG % 1st Half:		12-29	41.4%	2nd half:	13-28	46.4%	Game:		25-57	43.9%	Deadball				
3FG % 1st Half:		4-13	30.8%	2nd half:	6-11	54.5%	Game:		10-24	41.7%	Rebounds				
FT % 1st Half:		3-6	50.0%	2nd half:	7-14	50.0%	Game:		10-20	50.0%					

Arkansas 82 • 17-14, 8-10 SEC

#	Player	Total		3-Ptr		Rebounds			PF	TP	A	TO	Blk	Stl	Min
		FG-FGA	FG-FGA	FT-FTA	FT-FTA	Off	Def	Tot							
10	Daniel Gafford	f	11-17	0-0	7-9	6	10	16	3	29	2	1	2	1	30
22	Gabe Osabuohien	f	1-5	0-1	0-0	2	0	2	3	2	2	1	0	1	18
00	Desi Sills	g	4-7	3-5	0-0	0	3	3	2	11	2	1	0	0	24
01	Isaiah Joe	g	5-11	2-5	3-3	3	3	6	0	15	2	1	0	6	29
05	Jalen Harris	g	0-3	0-1	2-2	0	3	3	1	2	4	2	1	1	31
02	Adrio Bailey	g	1-6	0-1	3-4	0	0	0	1	5	1	0	1	1	16
11	K. Embery-Simpson	g	2-3	1-2	0-0	0	1	1	1	5	1	0	0	0	19
13	Mason Jones	g	3-7	2-4	0-0	0	0	0	3	8	1	0	0	0	21
15	Jonathan Holmes	g	1-1	1-1	0-0	0	0	0	0	3	0	1	0	0	1
24	Ethan Henderson	g	0-0	0-0	0-0	0	0	0	0	0	0	0	0	0	1
35	Reggie Chaney	g	1-5	0-0	0-0	2	2	4	0	2	0	1	2	1	10
Team						0	1	1							
Totals			29-65	9-20	15-18	13	23	36	14	82	15	8	6	11	200
FG % 1st Half:		14-35	40.0%	2nd half:	15-30	50.0%	Game:		29-65	44.6%	Deadball				
3FG % 1st Half:		3-9	33.3%	2nd half:	6-11	54.5%	Game:		9-20	45.0%	Rebounds				
FT % 1st Half:		5-6	83.3%	2nd half:	10-12	83.3%	Game:		15-18	83.3%					

Officials: Doug Shows, Wil Howard, Robert Felder
Technical fouls: Alabama-None. Arkansas-None.
Attendance: 16253
Tickets Scanned: 9,815

Score by periods	1st	2nd	Total
Alabama	31	39	70
Arkansas	36	46	82

Last FG - UA 2nd-00:22, AR 2nd-00:41.

Largest lead - UA by 7 1st-10:29, AR by 18 2nd-03:08.

UA led for 09:38. AR led for 29:22. Game was tied for 02:31.

Score tied - 6 times.
Lead changed - 7 times.

GAME 30 Arkansas at Vanderbilt

Mar. 6, 2019 • Nashville, Tenn. - Memorial Gymnasium • SEC Network

Arkansas 84 • 16-14, 7-10 SEC

#	Player		Total		3-Ptr		Rebounds			PF	TP	A	TO	Blk	Stl	Min		
			FG-FGA	FG-FGA	FT-FTA	Off	Def	Tot										
10	Daniel Gafford	f	8-11	0-0	4-7	0	4	4	2	20	0	1	4	0	27			
22	Gabe Osabuohien	f	0-5	0-1	0-0	3	4	7	2	0	3	1	0	2	24			
00	Desi Sills	g	3-5	3-3	2-4	1	1	2	1	11	4	2	0	1	23			
01	Isaiah Joe	g	4-7	4-6	0-0	0	2	2	3	12	1	1	0	1	20			
05	Jalen Harris	g	2-6	0-0	0-0	1	3	4	1	4	4	1	0	0	28			
02	Adrio Bailey		2-3	0-0	0-0	0	0	0	0	4	0	0	2	1	11			
11	K. Embery-Simpson		2-3	0-1	0-0	0	0	0	1	4	1	1	0	2	20			
12	Ty Stevens		1-1	0-0	1-1	0	0	0	0	3	0	0	0	0	1			
13	Mason Jones		4-10	3-6	5-6	2	4	6	1	16	5	2	0	3	25			
15	Jonathan Holmes		1-1	1-1	0-0	0	0	0	0	3	0	0	0	0	3			
24	Ethan Henderson		0-0	0-0	0-0	0	0	0	0	0	0	0	0	0	3			
35	Reggie Chaney		3-5	0-0	1-2	1	3	4	2	7	0	1	1	0	15			
Team						2	1	3				1						
Totals						30-57	11-18	13-20	10	22	32	17	84	18	11	7	10	200
FG % 1st Half:			9-25	36.0%	2nd half:	21-32	65.6%	Game:	30-57	52.6%	Deadball Rebound 4							
3FG % 1st Half:			3-8	37.5%	2nd half:	8-10	80.0%	Game:	11-18	61.1%								
FT % 1st Half:			8-12	66.7%	2nd half:	5-8	62.5%	Game:	13-20	65.0%								

GAME 33 Arkansas at Providence

Mar. 19, 2019 • NIT • Providence, R.I. - Dunkin' Dons Center • ESPN2

Arkansas 84 • 18-15															
#	Player	Total		3-Ptr	Rebounds			PF	TP	A	TO	Blk	Stl	Min	
		FG-FGA	FG-FGA	FT-FTA	Off	Def	Tot								
02	Adrio Bailey	f	2-5	0-0	1-1	0	2	2	3	5	1	2	0	0	18
22	Gabe Osabuohien	f	4-6	1-1	2-3	3	5	8	4	11	1	0	1	1	17
00	Desi Sills	g	2-5	2-4	2-2	0	0	0	3	8	3	3	0	1	27
01	Isaiah Joe	g	3-11	2-8	4-7	1	4	5	1	12	2	1	1	0	33
05	Jalen Harris	g	2-6	0-1	3-4	1	4	5	2	7	6	5	1	3	27
11	K. Embery-Simpson		1-1	1-1	0-0	0	1	1	1	3	0	0	0	0	6
13	Mason Jones		5-8	4-6	4-4	1	3	4	2	18	4	1	0	0	26
24	Ethan Henderson		3-6	0-0	0-0	1	4	5	0	6	0	0	0	0	18
35	Reggie Chaney		7-9	0-0	0-0	2	3	5	5	14	2	2	7	0	28
	Team					0	1	1							
Totals			29-57	10-21	16-21	9	27	36	21	84	19	14	10	5	200
FG % 1st Half: 15-30 50.0% 2nd half: 14-27 51.9% Game: 29-57 50.9% Deadball Rebounds 2															
3FG % 1st Half: 5-9 55.6% 2nd half: 5-12 41.7% Game: 10-21 47.6%															
FT % 1st Half: 7-9 77.8% 2nd half: 9-12 75.0% Game: 16-21 76.2%															

Providence 72 • 18-16															
#	Player	Total		3-Ptr	Rebounds			PF	TP	A	TO	Blk	Stl	Min	
		FG-FGA	FG-FGA	FT-FTA	Off	Def	Tot								
00	WATSON, Nate	c	5-8	0-0	5-5	4	4	8	3	15	0	0	1	0	21
03	DUKE, David	g	3-7	0-1	1-2	0	3	3	0	7	2	1	1	0	22
04	WHITE, Maliek	g	5-9	2-4	7-8	2	0	2	4	19	1	3	1	1	28
10	REEVES, A.J.	g	1-6	0-4	1-4	1	3	4	3	3	0	1	0	0	18
11	DIALLO, Alpha	g	4-13	0-4	4-8	3	8	11	2	12	4	1	1	6	36
01	ASHTON-LANGFORD, Mak		0-1	0-1	0-0	0	0	0	0	0	3	2	1	0	9
02	MONROE, Kris		0-1	0-1	0-0	0	0	0	0	0	1	0	0	0	4
05	NICHOLS, Jimmy		0-1	0-1	2-2	1	1	2	1	2	0	0	1	0	9
13	YOUNG, Kalif		3-5	0-1	0-0	2	1	3	3	6	1	0	1	1	19
25	EDWARDS, Drew		2-4	1-2	0-0	0	1	1	1	5	0	0	0	0	10
44	JACKSON, Isaiah		1-7	0-4	1-1	0	1	1	3	3	4	1	0	3	24
	Team					0	0	0							
Totals			24-62	3-23	21-30	13	22	35	20	72	16	9	7	11	200
FG % 1st Half: 13-31 41.9% 2nd half: 11-31 35.5% Game: 24-62 38.7% Deadball Rebounds 7															
3FG % 1st Half: 0-11 0.0% 2nd half: 3-12 25.0% Game: 3-23 13.0%															
FT % 1st Half: 5-10 50.0% 2nd half: 16-20 80.0% Game: 21-30 70.0%															

Officials: Jamie Luckie, William Covington, Randy Heimerman
Technical fouls: Arkansas-None. Providence-None.
Attendance: 3057
NIT First Round

Score by periods	1st	2nd	Total
Arkansas	42	42	84
Providence	31	41	72

Points	In Paint	Off T/O	2nd Chance	Fast Break	Bench
AR	36	12	12	9	41
PC	38	18	10	10	16

Last FG - AR 2nd-00:27, PC 2nd-00:19.
Largest lead - AR by 18 2nd-09:12, PC None.
AR led for 39:35, PC led for 00:00. Game was tied for 00:25.
Score tied - 0 times.
Lead changed - 0 times.

LAST TIME AN ARKANSAS PLAYER...

• SCORING •

Scored 25 Points: 29 by Daniel Gafford vs Alabama (03/09/19)
Scored 30 Points: 30 by Mason Jones vs. Mississippi State (02/16/19)
 Scored 40 Points: 43 by Todd Day at LSU (01/11/92)
 Scored 50 Points: 51 by Rotnei Clarke vs. Alcorn State (11/13/09)
RECORD: 51 by Rotnei Clarke vs. Alcorn State (11/13/09)

• FIELD GOALS MADE •

Made 15 Field Goals: 15 (15-21) by Rotnei Clarke vs. Alcorn State (11/13/09)
 Made 20 Field Goals: 20 (2-30) by Dean Tolson vs. Texas A&M (03/02/74)
RECORD: 20 (20-30) by Dean Tolson vs. Texas A&M (03/02/74)

• FIELD GOALS ATTEMPTED •

Attempted 20 Field Goals: 20 (10-20) by Jaylen Barford vs. Georgia (01/23/18)
 Attempted 25 Field Goals: 26 (9-26) by Courtney Fortson at Mississippi State (01/14/10)
RECORD: 30 (20-30) by Dean Tolson vs. Texas A&M (03/02/74)

• FIELD GOAL PERCENTAGE •

Shot 100% FG (Min. 7 att): Daniel Gafford (7-7) at Texas Tech (01/26/19)
RECORD (min 8 att): 100% 8x - Best: Darryl Saulsberry (10-10) 1975

• 3-POINTERS MADE •

Made 7 3-pointers: 7 (7-12) by Isaiah Joe vs. Missouri (01/23/19)
Made 10 3-pointers: 10 (10-13) by Isaiah Joe vs. FIU (12/01/18)
 Made 11-Plus 3-pointers: 13 (13-17) by Rotnei Clarke vs. Alcorn State (11/13/09)
RECORD: 13 (13-17) by Rotnei Clarke vs. Alcorn State (11/13/09) (SEC record)

• 3-POINTERS ATTEMPTED •

Attempted 15 3-Pointers: 17 (13-17) by Rotnei Clarke vs. ETSU (11/27/09)
 Attempted 20 3-Pointers: 24 (10-24) by Pat Bradley vs. North Texas (12/30/98)
RECORD: 24 (10-24) by Pat Bradley vs. North Texas (12/30/98) (SEC record)

• FREE THROWS MADE •

Made 10 Free Throws: 10 (10-12) by Daniel Gafford vs. Vanderbilt (02/05/19)
 Made 15 Free Throws: 17 (17-22) by Corliss Williamson vs. Ole Miss (02/18/95)
 Made 20 Plus Free Throws: 22 (22-24) by Martin Terry vs. Texas A&M (01/22/72)
RECORD: 22 (22-24) by Martin Terry vs. Texas A&M (01/22/72)

• FREE THROWS ATTEMPTED •

Attempted 15 Free Throws: 15 (7-15) by Marshawn Powell vs. Vanderbilt (03/14/13)
 Attempted 20 Free Throws: 22 (17-22) by Corliss Williamson vs. Ole Miss (02/18/95)
 Attempted 24 Plus Free Throws: 24 (22-24) by Martin Terry vs. Texas A&M (01/22/72)
RECORD: 24 (22-24) by Martin Terry vs. Texas A&M (01/22/72)

• FREE THROW PERCENTAGE •

Shot 100% FT (min 10 att): 14-14 by Daryl Macon vs. Texas (12/17/16)
RECORD (min. 11 att): 8x - Best Tommy Boyer (18-18) in 1963

• REBOUNDS •

Grabbed 10-14 Rebounds: 13 by Daniel Gafford vs. Texas A&M (02/23/19)
Grabbed 15-29 Rebounds: 16 by Daniel Gafford vs. Alabama (03/09/19)
 Grabbed 20-Plus Rebounds: 23 by Nick Davis vs. Jackson State (11/21/97)
RECORD: 23 by Nick Davis vs. Jackson State (11/21/97)
 • Grabbed 10 Offensive Rebounds: 10 by Bobby Portis vs. LSU (03/07/15)
• Grabbed 10 Defensive Rebounds: 10 by Daniel Gafford vs. Alabama (03/09/19)

• ASSISTS •

Had 10 Assists: 10 by Jalen Harris at Missouri (02/12/19)
 Had 15 Assists: 15 by Dontell Jefferson vs. Portland State (11/18/05)
RECORD: 15 by Dontell Jefferson vs. Portland State (11/18/05)

• STEALS •

Had 5 Steals: 5 by Isaiah Joe vs. Austin Peay (12/28/18)
 Had 6-7 Steals: 6 by Jabril Durham vs. Mississippi State (01/09/16)
 Had 8-9 Steals: 9 by Robert Shepard at Arizona (12/06/92)
RECORD: 9 by Robert Shepard at Arizona (12/06/92)

• BLOCKED SHOTS •

Had 5 Blocks: 5 by Reggie Chaney vs. Georgia (01/29/19)
Had 6-9 Blocks: 7 by Reggie Chaney at Providence (03/19/19)
 Had 10 Blocks: 10 by Steven Hill vs. Texas State (12/06/05)
RECORD: 10 by Steven Hill vs. Texas St. (12/06/05) & Oliver Miller vs. Texas (02/04/90)

• TURNOVERS •

Committed 5-9 Turnovers: 5 by Jalen Harris at Providence (03/19/19)
 Committed 10 Plus Turnovers: 10 by Courtney Fortson at South Carolina (02/21/09)

• MINUTES PLAYED •

Played 38 Minutes: Mason Jones vs. LSU (01/12/19)
 Played 39 Minutes: Jalen Harris (OT) vs. Texas (11/09/18)
 Played 40 Minutes (Regulation): Julius Nobles vs. Louisville (11/17/09)
 Played 40 Minutes (OT): Dusty Hannahs (OT) vs. Texas Tech (01/30/16)
 Played 45 Plus Minutes: 47 by BJ Young vs. Auburn (01/16/13)

• MISCELLANEOUS •

Scored 20 Or More Points In Back-To-Back Games: Daniel Gafford 20 at Vanderbilt (03/06/19) and 29 vs. Alabama (03/09/19)
 Scored 20 or More Points in Five-Plus Consecutive Games: (7) by Daryl Macon 20, 25, 22, 20, 22, 25, 21 (01/18/18 to 02/10/19)
 Scored 20 or More Points in 10-Plus Consecutive Games: (11) by Todd Day 20, 23, 26, 26, 22, 31, 23, 21, 27, 21, 20 (12/01/90 to 01/12/91)
 Scored 30 or More Points in Back-To-Back Games: Jannero Pargo 35 vs. Florida (01/26/02) and 33 at Alabama (01/30/02)
 Most Points in Back-To-Back Games: 82 by Martin Terry 35 at TCU (02/20/73) and 47 vs. SMU (02/24/73)
 Consecutive Free Throws Made: 48 by Ricky Medlock (20 gms; 12/21/74 to 03/04/75)
Double-Double: Pts/Rebs: Daniel Gafford (29 & 16) vs. Alabama (03/09/19)
Double-Double: Pts/Assists: Jalen Harris (11 & 10) vs. UTSA (12/15/18)
Two Players with Double-Double in Same Game: vs. UTSA (12/15/18) Daniel Gafford (13 pts, 14 rebs) and Jalen Harris (11 pts, 10 assists)
Had 5-Plus Assists in 5-Plus Consecutive Games: (6) by Jalen Harris 11, 6, 10, 12, 7, 10 (11/21/81 thru 12/15/18)
Had 10 or More Assists in Back-to-Back Games: Jalen Harris 10 vs. FIU (12/01/18) and 12 at Colorado State (12/05/18)
Three-Plus Players with 5-Plus Assists in a Game: vs. Montana State (11/21/18) Jalen Harris (11), Isaiah Joe (5) and Desi Sills (5)
 Had 5 or More Steals in Back-to-Back Games: Ronnie Brewer 5 vs. Western Illinois (01/01/06) and 5 vs. Mississippi State (01/07/06)

LAST TIME AN OPPONENT PLAYER...

• SCORING •

Scored 25 Points: 29 by Tyler Herro at Kentucky (02/26/19)
 Scored 30 Points: 31 by Prentiss Nixon vs. Colorado State (01/20/17)
 Scored 40 Points: 45 by Jodie Meeks vs. Kentucky (02/14/09)
 Scored 50 Points: 56 by Oscar Robertson vs. Cincinnati (03/15/58) **(on record)**

• FIELD GOALS MADE •

Made 15 Field Goals: 17 (17-24) by Jodie Meeks vs. Kentucky (02/14/09)
 Made 20 Field Goals: 21 by Oscar Robertson vs. Cincinnati (03/15/58) **(on record)**

• FIELD GOALS ATTEMPTED •

Attempted 20 Field Goals: 20 (10-20) by Tyler Hall vs. Montana State (11/21/18)
 Attempted 25 Field Goals: 28 (11-28) by Devan Downey vs. South Carolina (02/17/10)

• FIELD GOAL PERCENTAGE •

Shot 100% FG (Min. 7 att): Adam Wing (8-8) vs. Evansville (12/08/15)

• 3-POINTERS MADE •

Made 7 3-pointers: 7 (7-15) by Tyler Hall vs. Montana State (11/21/18)
 Made 10 3-pointers: 10 (10-19) by Lance Weems at Auburn (01/06/96)

• 3-POINTERS ATTEMPTED •

Attempted 15 3-pointers: 15 (7-15) by Tyler Hall vs. Montana State (11/21/18)
 Attempted 20 3-pointers: 22 (5-22) by Jeff Fryer vs. Loyola Marymount (03/16/89)

• FREE THROWS MADE •

Made 10 Free Throws: 11 (11-12) by Kevaughn Allen vs. Florida (01/09/19)
 Made 15 Free Throws: 17 (17-19) by Mike Boynton vs. South Carolina (03/11/04)

• FREE THROWS ATTEMPTED •

Attempted 15 Free Throws: 17 (11-17) by Tyler Davis vs. Texas A&M (02/17/18)
 Attempted 20 Free Throws: 24 (18-24) by Frank Williams vs. Illinois (12/08/01)

• FREE THROW PERCENTAGE •

Shot 100% FT (min 10 att): 14-14 by Grant Williams at Tennessee (01/15/19)

• REBOUNDS •

Grabbed 10-14 Rebounds: 11 by Alpha Diallo at Providence (03/19/19)
Grabbed 15-19 Rebounds: 15 by Nick Richards at Kentucky (02/26/19)
 Grabbed 20 Rebounds: 20 by Antonio McDyess vs. Alabama (03/11/95)
 • Grabbed 10 Offensive Rebounds: 11 by Tyler Davis at Texas A&M (01/30/18)
• Grabbed 10 Defensive Rebounds: 10 by Nick Richards (10) at Kentucky (02/26/19)

• ASSISTS •

Had 10 Assists: 11 by Tremont Waters vs. LSU (01/12/19)
 Had 13 Assists: 13 by Chuck Evans at Mississippi State (01/27/93) **(on record)**

• STEALS •

Had 5 Steals: 6 by Alpha Diallo at Providence (03/19/19)
 Had 8 Steals: 8 by Terry Conerway vs. Texas State (12/21/02)

• BLOCKED SHOTS •

Had 5 Blocks: 5 by James Banks III vs. Georgia Tech (12/19/18)
 Had 6-9 Blocks: 7 by Stefan Moody at Ole Miss (02/13/16)
 Had 10 Plus Blocks: 10 by P.J. Roberson vs. Grambling State (11/26/11)

• TURNOVERS •

Committed 5-9 Turnovers: 5 by Tremont Waters & Naz Reid at LSU (02/02/19)
 Committed 10 Plus Turnovers: 12 by Devin Gibson vs. UTSA (12/12/07)

LAST TIME ARKANSAS HIGHS...

• SCORING •

Scored 100 Points: 104 vs. Oral Roberts (12/19/17)
Scored 120-Plus Points: 121 vs. FIU (12/01/18)
Scored 50 Points in 1st Half: 58 vs. FIU (12/01/18)
Scored 50 Points in 2nd Half: 55 at Vanderbilt (03/06/19)
Scored 60 or More Points in a Half: 63 (2nd) vs. FIU (12/01/18)
 Scored 70 or More Points in a Half: 71 (1st) vs. Alcorn (11/13/09)
 Scored 80 or More Points in a Half: 88 (2nd) vs. U.S. International (12/09/89)

• FIELD GOALS MADE •

Made 30 Field Goals: 30 (30-57) at Vanderbilt (03/06/19)
Made 40 Field Goals: 42 (42-69) vs. FIU (12/01/18)
 Made 50 Field Goals: 57 (57-99) vs. Troy (12/10/96)
RECORD: 68 (68-101) vs. U.S. International (12/09/89)

• FIELD GOALS ATTEMPTED •

Attempted 70 Field Goals: 73 (38-73) at Colorado State (12/05/18)
 Attempted 80 Field Goals: 83 (34-83) vs. Iona (11/30/14)
 Attempted 90 Field Goals: 99 (57-99) vs. Troy (12/10/96)
 Attempted 100 Field Goals: 101 (68-101) vs. US International (12/09/89)
RECORD: 101 (68-101) vs. U.S. International (12/09/89)

• FIELD GOALS PERCENTAGE •

Shot 60% FG: 60.9 (42-69) vs. FIU (12/01/18)
 Shot 70% or Better FG: 72.7 (32-44) vs. Alabama State (12/21/83)
RECORD: 79.4 (27-34) vs. Texas Tech (1979)

• 3-POINTERS MADE •

Made 15 3-pointers: 16 (16-24) vs. Mississippi State (01/09/16)
 Made 20 3-pointers: 21 (21-37) vs. Troy (12/10/96)
RECORD: 21 (21-37) vs. Troy (12/10/96)

• 3-POINTERS ATTEMPTED •

Attempted 25 3-pointers: 26 (4-26) at Auburn (02/20/19)
Attempted 30 3-pointers: 33 (10-33) at Texas A&M (01/05/19)
Attempted 35 3-pointers: 35 (11-35) vs. Montana State (11/21/18)
RECORD: 54 (19-54) vs. North Texas (12/30/98)

• 3-POINT PERCENTAGE •

Shot 50% 3PT FG (min. 15 att): 50.0 (9-18) vs. Ole Miss (03/02/19)
Shot 60% or Better 3PT FG (min. 15 att): 61.1 (11-18) at Vanderbilt (03/06/19)
RECORD (min. 15 att): 66.7 (16-24) vs. Mississippi State (01/09/16)

• FREE THROWS MADE •

Made 20 Free Throws: 28 (28-40) vs. Texas State (12/22/18)
Made 30 Free Throws: 34 (34-46) vs. UT Arlington (11/23/18)
 Made 40 Free Throws: 41 (41-49) at Kentucky (01/25/92)
RECORD: 48 (48-53) vs. Ole Miss (01/17/04)

• FREE THROW ATTEMPTS •

Attempted 40 Free Throws: 46 (34-46) vs. UT Arlington (11/23/18)
 Attempted 50 Free Throws: 53 (35-53) vs. Northeastern Illinois (11/16/97)
 Attempted 60 Free Throws: 65 vs. TCU (1955)
RECORD: 65 vs. TCU (1955)

• FREE THROW PERCENTAGE •

Shot 80% FT (min. 10 att): .83.3 (15-18) vs. Alabama (03/09/19)
 Shot 90% or Better FT (min. 10 att): 93.5 (39-31) vs. Texas (12/17/16)
RECORD (min 10 att): 100 3x - Best 16-16 at Kentucky (02/27/14)

• REBOUNDS •

Grabbed 40 Rebounds: 47 at Texas A&M (01/05/19)
Grabbed 50 Rebounds: 50 vs. FIU (12/01/18)
 Grabbed 55-Plus Rebounds: 55 vs. Utah Valley (01/03/15)
RECORD: 77 vs. Jackson State (01/22/02)

• ASSISTS •

Had 25 Assists: 29 vs. Montana State (11/21/18)
 Had 30 Assists: 32 vs. Jackson State (11/22/96)
 Had 40 Assists: 40 vs. Troy (12/10/96)
RECORD: 47 vs. U.S. International (12/09/89)

• STEALS •

Had 15 Steals: 15 vs. Auburn (02/17/16)
 Had 20 Steals: 24 vs. Maryland-Eastern Shore (01/02/01)
 Had 25 Steals: 26 vs. Louisiana-Monroe (11/25/00)
RECORD: 26 vs. Louisiana-Monroe (11/25/00)

• BLOCKED SHOTS •

Had 10 Blocks: 10 at Providence (03/19/19) - school record vs SEC opp
Had 13 Blocks: 14 vs. Georgia (01/29/19) - school record vs SEC opp
 Had 15 Blocks: 15 vs. South Alabama (12/30/91)
RECORD: 18 vs. Missouri (12/05/95)

• MOST TURNOVERS •

Had 20 Turnovers: 20 vs. Mississippi State (02/16/19)
 Had 25 Turnovers: 25 at South Carolina (02/21/09)
 Had 30 Turnovers: 32 vs. Providence (11/16/07)
RECORD: 32 vs. Providence (11/16/07)

• FOULS •

Committed 21 Fouls: 21 at Providence (03/19/19)
Committed 25 Fouls: 29 at LSU (02/02/19)
 Committed 30 Fouls: 31 at Kentucky (01/07/17)
RECORD: 38 vs. Missouri (12/04/61)

LAST TIME ARKANSAS LOWS...

• SCORING •

Held to 40-45 Points: 43 at Florida (01/22/11)
 Held to 46-49 Points: 46 at Mississippi State (02/09/16)
Held to 50-55 Points: 50 vs. Florida (03/14/19)
Held to 56-59 Points: 56 at Auburn (02/20/19)
 Held to 19 Points or Less in a Half: 18 (1st half) vs. Vanderbilt (02/07/17)

• FIELD GOALS •

Held to Below 20 Field Goals Made: 17 (17-46) vs. Florida (03/14/19)

• FIELD GOAL PERCENTAGE •

Held to 20-29% FG: 27.9 (17-61) vs. South Carolina (02/03/15)
Held to 30-35% FG: .300 (15-50) vs. Florida (01/09/19)

• 3-POINTERS •

Did not Make a 3-pointer: 0 (0-2) at Texas (01/07/89)
Held to 1-4 3-PT FG Made: 4 (4-16) vs. Florida (03/1/19)
Held to 5-10 3-PT FG Made: 9 (9-18) vs. Ole Miss (03/02/19)
 Attempted Single-Digit 3-pointers: 8 (3-8) at LSU (02/03/18)

• 3-POINT PERCENTAGE •

Shot 10% or Worse 3PT FG: 10.0 (1-10) at Mississippi State (02/09/16)
Shot 11-19% 3PT FG: 15.4 (4-26) at Auburn (02/20/19)

• FREE THROWS •

Made Single Digit Free Throws: 7 (7-11) at LSU (02/02/19)
Attempted Single Digit Free Throws: 9 (7-9) vs. Georgia Tech (12/19/18)

• FREE THROW PERCENTAGE •

Shot 40-49% FT: 40.0 (6-15) at Florida (01/17/18)
 Shot Below 40% FT: 26.7 (4-15) at Texas A&M (01/09/13)

• REBOUNDING •

Had 19 or Fewer Rebounds: 19 at Missouri (03/05/13)
Had 20-25 Rebounds: 21 vs. Ole Miss (03/02/19)

• ASSISTS •

Held to Single Digit Assists: 6 at Texas Tech (01/26/19)

• STEALS •

Had No Steals: *None on record*
 Had 1 Steal: 1 vs. Florida (03/09/18)
Had 2-4 Steals: 3 at Texas A&M (01/05/19)

• BLOCKED SHOTS •

Had No Blocked Shots: 0 vs. Missouri (1/23/19)

• FEWEST TURNOVERS •

Had 1-4 Turnovers: 4 vs. Georgia (01/29/19)
Had 5-10 Turnovers: 8 vs. Alabama (03/09/19)

• FOULS •

Had Single Digit Fouls: 9 vs. LSU (02/17/07)

ARKANSAS MISCELLANEOUS...

Played in an OT game:	01/12/19 vs LSU	L, 94-88 (OT)
Played in a 20T game:	01/23/18 at Georgia	W, 80-77 (2 OT)
Played in a 30T game:	02/09/80 vs. Houston	L, 90-84 (3 OT)
Beat AP team ranked 21-25:	03/09/18 vs. #23 Florida (SEC)	W, 80-72
Beat AP team ranked 16-20:	02/02/19 at #19 LSU	W, 90-89
Beat AP team ranked 11-15:	02/27/18 vs. #14 Auburn	W, 91-82
Beat AP team ranked 6-9:	12/30/17 vs. #9 Tennessee	W, 95-93 (OT)
Beat AP team ranked 2-5:	01/27/16 vs. #5 Texas A&M	W, 74-71
Beat AP team ranked #1:	02/12/84 vs. #1 North Carolina (PB)	W, 65-64
Beat AP Top 25 team on road:	02/02/19 at #19 LSU	W, 90-89
Beat AP Top 10 team on road:	02/09/94 at #4 Kentucky	W, 90-82

LAST TIME AN OPPONENT HIGHS...

• SCORING •

Scored 100 Points: 106 at Tennessee (01/15/19)
 Scored 110 Points: 117 at Ole Miss (12/10/73)
 Scored 50 Points in 1st Half: 55 at Tennessee (01/15/19)
 Scored 50 Points in 2nd Half: 51 at Tennessee (01/15/19)
 Scored 60 or More Points in a Half: 60 (1st half) vs. Alabama (02/28/96)

• FIELD GOALS MADE •

Made 30 Field Goals: 31 (31-64) by Ole Miss (01/19/19)
 Made 40 Field Goals: 40 (40-68) by Texas (01/05/10)
 Made 45 Field Goals: 45 (45-80) vs. Pittsburgh (12/29/86)

• FIELD GOALS ATTEMPTED •

Attempted 70 Field Goals: 71 (32-71) by Tennessee (12/30/17)
 Attempted 80 Field Goals: 83 (31-83) by FIU (12/01/018)

• FIELD GOAL PERCENTAGE •

Shot 60% FG: 61.1 (15-23) vs. Auburn (02/17/16)
 Shot 65% FG: 67.7 (4-65) vs. North Carolina (03/23/08)
 Shot 69% FG: 69.8 (37-53) at Auburn (01/14/95)

• 3-POINTERS MADE •

Made 15 3-pointers: 15 (15-30) at LSU (02/03/18)
 Made 17 3-pointers: 17 (17-33) at Auburn (02/20/19)

• 3-POINTERS ATTEMPTED •

Attempted 25 3-pointers: 27 (6-27) at Vanderbilt (03/06/19)
 Attempted 30 3-pointers: 33 (17-33) at Auburn (02/20/19)
 Attempted 35 3-pointers: 37 (6-37) by FIU (12/01/18)

• 3-POINT PERCENTAGE •

Shot 50% 3PT FG (min 15 att): 51.5 (17-33) at Auburn (02/20/19)
 Shot 60% or Better 3PT FG (min 15 att): 62.7 (10-15) at South Carolina (02/09/19)

• FREE THROWS •

Made 20 Free Throws: 26 (26-28) vs. Georgia (03/04/17)
 Made 30 Free Throws: 32 (32-38) at LSU (02/02/19)
 Made 40 Free Throws: 40 (40-50) vs. UMass (11/25/94)

• FREE THROW ATTEMPTS •

Attempted 35 Free Throws: 38 (32-38) at LSU (02/02/19)
 Attempted 40 Free Throws: 40 (24-40) at Mississippi State (01/02/18)
 Attempted 50 Free Throws: 50 (39-50) vs. South Carolina (03/11/04)

• FREE THROW PERCENTAGE •

Shot 80% FT (min. 10 att): .882 (15-17) at Ole Miss (01/19/19)
 Shot 90% or Better FT (min. 10 att): 91.2 (31-34) vs. Auburn (02/27/18)

• REBOUNDING •

Grabbed 40 Rebounds: 41 vs. Florida (03/14/19)
 Grabbed 50 Rebounds: 50 at LSU (02/11/17)
 Grabbed 55-Plus Rebounds: 56 vs. Georgia (01/29/19)

• ASSISTS •

Had 25 Assists: 25 vs. Louisville (11/17/09)
 Had 30 Assists: 30 at UAB (01/27/90)

• STEALS •

Had 15 Steals: 15 at LSU (02/24/10)
 Had 18 Steals: 18 vs. Alcorn State (12/02/95)

• BLOCKED SHOTS •

Had 10 Blocks: 10 at Tennessee (01/22/14)
 Had 13 Blocks: 13 at Mississippi State (01/14/10)

• MOST TURNOVERS •

Had 20 Turnovers: 23 at Vanderbilt (03/06/19)
 Had 25 Turnovers: 27 vs. Oral Roberts (12/19/17)
 Had 30 Turnovers: 30 vs. Louisiana-Monroe (12/31/04)

• FOULS •

Committed 10-14 Fouls: 14 vs. Alabama (03/09/19)
 Committed 15-19 Fouls: 18 vs. Florida (03/14/19)
 Committed 20-29 Fouls: 20 at Providence (03/19/19)
 Committed 30-44 Fouls: 34 vs. UT Arlington (11/23/18)
 Committed 45 Fouls: 36 vs. Centenary (12/04/82)

LAST TIME AN OPPONENT LOWS

• SCORING •

Held to 30-39 Points: 33 vs. Vanderbilt (01/12/13)
 Held to 40-45 Points: 41 by Mississippi State (02/07/15)
 Held to 46-49 Points: 48 at Vanderbilt (03/06/19)
 Held to 50-55 Points: 54 vs. Vanderbilt (02/10/18)
 Held to 56-59 Points: 57 vs. Florida (01/09/19)
 Held to 19 Points or Less in a Half: 11 vs. Vanderbilt (01/12/13)

• FIELD GOAL PERCENTAGE •

Held to 21% or Worse FG: 20.97 (13-62) vs. Jackson State (11/22/02)
 Held to 20-29% FG: 29.2 (19-65) vs. Georgia (01/29/19)
 Held to 30-35% FG: 31.0 (18-58) vs. Florida (01/09/19)

• 3-POINTERS •

Did not Make a 3-pointer: 0 (0-10) by Mississippi State (02/07/15)
 Held to 1-4 3-PT FG Made: 3 (3-23) at Providence (03/19/19)
 Held to 5-10 3-PT FG Made: 6 (6-27) at Vanderbilt (03/06/19)

• 3-POINT PERCENTAGE •

Shot 10% or Worse 3PT FG: 7.1 (1-14) vs. Northwestern State (12/29/12)
 Shot 11-19% 3PT FG: 13.0 (3-23) at Providence (03/19/18)

• FREE THROWS •

Made 1-5 Free Throws: 3 (3-7) vs. Oral Roberts (12/19/17)
 Made 6-9 Free Throws: 9 (9-11) vs. Ole Miss (03/02/19)

• FREE THROW ATTEMPTS •

Attempted Single Digit Free Throws: 7 (3-7) vs. Oral Roberts (12/19/17)

• FREE THROW PERCENTAGE •

Shot 40-49% FT: 47.4 (9-19) vs. Auburn (02/17/16)
 Shot Below 40% FT: 38.1 (8-21) vs. Texas State (12/22/18)

• REBOUNDING •

Had 19 or Fewer Rebounds: 19 vs. Missouri-Kansas City (12/02/06)
 Had 20-25 Rebounds: 25 at Texas Tech (01/26/19)

• ASSISTS •

Held to Single Digit Assists: 9 vs. Alabama 03/09/19)

• STEALS •

Had No Steals: 0 by North Texas (01/03/04)
 Had 1 Steal: 1 at Florida (01/17/18)
 Had 2-4 Steals: 4 vs. Alabama (03/09/19)

• BLOCKED SHOTS •

Had No Blocked Shots: 0 vs. Missouri (01/23/19)

• FEWEST TURNOVERS •

Had Single Digit Turnovers: 9 at Providence (03/19/19)

• FOULS •

Had Single Digit Fouls: 8 at Michigan (12/08/12)