

2018-19 PROVIDENCE COLLEGE BASKETBALL



Arkansas (17-15, 8-10) vs. Providence College (18-15, 7-11)

Tuesday, March 19, 2019 • 9:00 p.m.

Dunkin' Donuts Center • Providence, R.I.

NIT 1st Round • Game #34 • ESPN2



2018-19 SCHEDULE & RESULTS

OCTOBER			
19 Fri.	BRIDGEPORT (exhibition)		W, 96-57
27 Sat.	BOWIE STATE (exhibition)		W, 83-55
NOVEMBER			
6 Tues.	SIENA	FSN	W, 77-67.
9 Fri.	vs. Wichita State (at Annapolis, Md.)	CBS SN	L, 83-80
13 Tue.	HOLY CROSS	FS2	W, 70-61
17 Sat.	vs. South Carolina (HOF Tip Off Semis.)	ESPN3	W, 76-67
18 Sun.	vs. #18/18 Michigan (HOF Tip Off Champ.)	ESPN	L, 66-47
DECEMBER			
24 Sat.	IONA	FSN	W, 91-79
27 Tue.	FAIRLEIGH DICKINSON	FS1	W, 69-59
1 Sat.	RHODE ISLAND	FS1	W, 59-50
4 Tue.	at Boston College	ESPN2 W	100-95 OT
7 Fri.	UMASS	FS1	L, 79-78
16 Sun.	CENTRAL CONNECTICUT	FS1	W, 87-63
18 Tue.	ALBANY	FSN	W, 73-43
21 Fri.	at Texas	ESPN2	W, 71-65
31 Mon.	CREIGHTON *	FS1	L, 79-68
JANUARY			
5 Sat.	VILLANOVA*	FOX	L, 65-59
12 Sat.	at Georgetown*	FS1	L, 96-90 2OT
15 Tue.	SETON HALL*	FS1	W, 72-63
20 Sun.	at #15/#13 Marquette*	CBS SN	L, 79-68
23 Wed.	at Xavier*	FS1	W, 64-62
27 Sun.	DePAUL*	FS1	W, 70-67
30 Wed.	at Seton Hall*	FSN	L, 65-63
FEBRUARY			
2 Sat.	at DePaul*	FS1	L, 67-55
6 Wed.	GEORGETOWN*	FS1	L, 76-67
9 Sat.	at St. John's* (MSG)	CBS SN	W, 70-56
13 Wed.	at #13/#13 Villanova*	FS1	L, 85-67
16 Sat.	XAVIER*	FOX	L, 75-61
20 Wed.	ST. JOHN'S*	FS1	W, 78-59
23 Sat.	#11/#10 MARQUETTE*	FOX	L, 76-58
26 Tue.	at Butler*	FS1	W, 73-67 OT
MARCH			
6 Wed.	at Creighton*	CBS SN	L, 76-70 OT
9 Sat.	BUTLER*	FSN	W, 83-70
13 Wed.	vs. Butler @	FS1	W, 80-57
14 Thur.	vs. #25/#25 Villanova @	FS1	L, 73-62
19 Tue.	ARKANSAS - NIT First Round	ESPN2	9:00 p.m.

ALL GAMES ARE EASTERN TIME AND SUBJECT TO CHANGE

* - BIG EAST Game

@ - BIG EAST Tournament at Madison Square Garden, New York, N.Y.

HOME GAMES IN BOLD CAPS

2018-19 PROVIDENCE COLLEGE ROSTER

PROBABLE STARTERS (5)

- 0 Nate Watson, So., C, 6-10, 250**
Arlington, Va./Bishop O'Connell HS '17
- 3 David Duke, Fr., G, 6-5, 198**
Providence, R.I./Cushing Academy '18
- 4 Maliek White, Jr., G, 6-3, 190**
Richmond, Va./George Wythe High School '16
- 10 A.J. Reeves, Fr., G, 6-6, 210**
Roxbury, Mass./Brimmer and May School '18
- 11 Alpha Diallo, G, 6-7, 213**
New York, N.Y./Brewster Academy '11

2018-19 PTS/REBS

11.5/5.2

7.1/2.6

6.3/1.9

10.1/3.0

16.1/8.0

OFF THE BENCH (8)

- 1 Makai Ashton-Langford, So., G, 6-3, 185**
Worcester, Mass./Brewster Academy '17
- 2 Kris Monroe, Fr., F, 6-8, 220**
Creedmoor, N.C./St. David's School '18
- 5 Jimmy Nichols, Jr., Fr., F, 6-8, 220**
Conway, S.C./Conway High School '18
- 13 Kalif Young, Jr., F, 6-9, 250**
Vaughan, Ontario/Orangeville Prep '16
- 15 Emmitt Holt, RS Sr., F, 6-7, 230**
Rochester, N.Y./Indian Hills Community College '16
- 24 Andrew Fonts, So., G, 6-2, 175**
Portsmouth, R.I./Portsmouth Abbey School '17
- 25 Drew Edwards, RS Jr., G, 6-4, 190**
Perry Hall, Md./Calvert Hall '15
- 44 Isaiah Jackson, RS Sr., G, 6-6, 215**
Gainesville, Fla./George Mason University

3.8/1.5

1.2/0.8

2.7/2.3

3.7/4.1

1.0/0.2

0.6/0.0

3.1/1.2

9.8/4.8

Friars In The NIT: The Providence College men's basketball team will make its first appearance in the National Invitation Tournament (NIT) since 2013 (20th appearance overall) when the Friars play Arkansas on Tuesday, March 19 at 9 p.m. on ESPN2 at the Dunkin' Donuts Center in Providence. The winner of the Providence/Arkansas game will face the winner of the No. 1 seed Indiana and No. 8 seed Saint Francis (Pa.), which is scheduled to be played on March 19 at 7:00 p.m. (ESPN). The Friars, who finished the regular season in eighth place in the BIG EAST with a 7-11 record, have recorded an 18-15 record overall. Providence posted a 1-1 mark in the BIG EAST Tournament. The Friars defeated Butler (80-57) and were defeated by No. 25 Villanova (73-62) in the Quarterfinals at the BIG EAST Tournament in New York. Providence will be making its 20th appearance in the NIT. The Friars, who won the NIT in 1961 and 1963, have registered a 32-20 mark all-time in NIT games. The Friars' 32 NIT victories ranks as the fourth highest amongst all schools. Only St. John's (45 wins), Dayton (40 wins) and Minnesota (34 wins) have won more games in the NIT. In the Friars' most recent NIT game, Providence was defeated by Baylor (79-68) on March 27, 2013 in Waco, Texas in the NIT Quarterfinals.

All-Time NIT Appearances: The Friars, who captured NIT titles in 1961 and 1963, have a storied tradition in the NIT. This season, PC is making its 20th appearance in the NIT. Only three other colleges have been in more NITs.

NIT Appearances:

- 1) St. John's 30
- 2) Dayton 25
- 3) Bradley 21
- 4) Providence 20



BROADCAST INFORMATION

Television Broadcast: ESPN2

Will Flemming (pxbpx), Mark Plansky (analyst)

Radio Broadcast: WPRO-630 AM/99.7 FM

John Rooke (play-by-play) & Joe Hassett (analyst)

Internet Broadcast: 630wpro.com (live audio broadcast)

GENERAL INFORMATION

Location:	Providence, R.I. 02918
Founded:	1917
Enrollment:	4,026
President:	Rev. Brian J. Shanley, O.P.
Assoc. VP/Athletic Director:	Robert G. Driscoll, Jr.
Conference:	BIG EAST
Home Arena:	Dunkin' Donuts Center (12,410)
1st Yr of Basketball:	1926-27 (92nd seasons)
All-Time Record:	1,463-983 (.598)
Years in NCAA Tournament:	20 Times -- 2018 (last)
Years in NIT:	19 Times -- 2013 (last)
Head Coach:	Ed Cooley (Stonehill '94)
Career Record:	254-178/13th Season
Record at Providence:	162-109 (71-73)/8th Season
Assistant Coach:	Jeff Battle
Assistant Coach:	Brian Blaney
Assistant Coach:	Ivan Thomas
Coordinator of Basketball Operations:	Kevin Kurbec
Associate Director Player Development:	Nikola Knezevic
Spec. Asst. to the Head Coach:	Matthew Garvey
Senior Associate AD for Media Relations:	Arthur Parks
Office Phone:	(401) 865-2759
Cell Phone:	(401) 378-7334
E-mail:	aparks@providence.edu
Website:	friars.com
Twitter:	@PCFriarsMBB
Facebook:	@PCAthletics
	Facebook.com/FriarFaithful



National Invitation Tournament (NIT) Record Book: 20 Appearances (32-20)

Providence 68 - Manhattan 66 (3-14-59)
 Providence 75 - St. Louis 72 2OT (3-17-59)
 St. John's 76 - Providence 55 (3-19-59)
 New York University 71 - Providence 57 (3-21-59)
 Providence 71 - Memphis State 70 (3-15-60)
 Providence 64 - St. Louis 53 (3-18-60)
 Providence 68 - Utah State 62 (3-20-60)
 Bradley 88 - Providence 72 (3-22-60)
 Providence 73 - DePaul 67 (3-16-61)
 Providence 71 - Niagara 68 (3-18-61)
 Providence 90 - Holy Cross 83 OT (3-23-61)
 Providence 62 - St. Louis 59 (3-25-61)
 Temple 80 - Providence 78 OT (3-14-62)
 Providence 106 - Miami 96 (3-19-63)
 Providence 70 - Marquette 64 (3-21-63)
 Providence 81 - Canisius 66 (3-23-63)
 Providence 77 - Memphis State 68 (3-11-67)
 Marquette 81 - Providence 80 (3-14-67)
 Providence 64 - Louisville 58 (3-20-71)
 North Carolina 86 - Providence 79 (3-22-71)
 Providence 91 - Clemson 86 (3-15-75)
 Providence 101 - Pittsburgh 80 (3-18-75)
 Providence 85 - St. John's 72 (3-22-75)
 Princeton 80 - Providence 69 (3-24-75)
 Providence 84 - North Carolina A&T 68 (3-13-76)
 Providence 73 - Louisville 67 (3-16-76)

Kentucky 79 - Providence 78 (3-18-76)
 North Carolina State 74 - Providence 69 (3-20-76)
 Providence 72 - Boston University 69 (3-12-86)
 Providence 90 - George Mason 71 (3-17-86)
 Louisiana Tech 64 - Providence 63 (3-20-86)
 Providence 98 - James Madison 93 2OT (3-13-91)
 Providence 85 - West Virginia 79 3-18-91
 Oklahoma 83 - Providence 74 (3-20-91)
 Providence 73 - James Madison 61 (3-18-93)
 Providence 68 - West Virginia 67 (3-21-93)
 Providence 75 - Boston College 58 (3-24-93)
 Minnesota 76 - Providence 70 (3-29-93)
 Alabama-Birmingham 55 - Providence 52 (3-31-93)
 Providence 72 - College of Charleston 67 (3-16-95)
 Virginia Tech 91 - Providence 78 (3-20-95)
 Providence 91 - Fairfield 79 (3-15-96)
 St. Joseph's (PA) 82 - Providence 62 (3-19-96)
 North Carolina State 92 - Providence 86 (3-10-99)
 Providence 67 - Richmond 49 (3-19-03)
 Providence 69 - College of Charleston 64 (3-22-03)
 Georgetown 67 - Providence 58 (3-24-03)
 Bradley 90 - Providence 78 OT (3-14-07)
 Miami 78 - Providence 66 (3-18-09)
 (4) Providence 75 - (5) Charlotte 66 (3-20-13)
 (4) Providence 77 - (8) Robert Morris 68 (3-25-13)
 (2) Baylor 79 - (4) Providence 68 (3-27-13)

Team Superlatives

POINTS

Most: 106 vs. Miami 3-19-63
 Opponent: 96 by Miami 3-19-63
 Fewest: 52 vs. Alabama-Birmingham 3-31-93
 Opponent: 49 by Richmond 3-19-03

FIELD GOALS

Most: 44 vs. Pittsburgh 3-18-75
 Opponent: 41 by Miami 3-19-63
 Most Attempts: 87 vs. Oklahoma 3-20-90
 Opponent: 83 by Pittsburgh 3-18-75
 Best Pct.: .610 (36-59) vs. Clemson 3-15-75
 Opponent: .611 (33-54) by Princeton 3-23-75
 Low Pct.: .333 (29-87) vs. Oklahoma 3-20-90, Miami 3-18-09
 Opponent: .290 (18-62) by Richmond 3-19-03

THREE POINT GOALS

Most: 9 vs. No. Carolina St. 3-10-99
 Opponent: 10 by Coll. of Charleston 3-22-03, Miami 3-18-09
 Most Attempts: 28 vs. Oklahoma 3-20-91
 Opponent: 28 by Coll. of Charleston 3-22-03
 Best Pct.: .625 (5-8) vs. West Virginia 3-21-93
 Opponent: .438 (7-16) by Minnesota 3-29-93
 Low Pct.: .000 (0-23) vs. St. Joseph's (PA) 3-19-96
 Opponent: .130 (3-23) by Richmond 3-19-03

FREE THROWS

Most: 34 vs. Fairfield 3-15-96
 Opponent: 29 by George Mason 3-17-86
 Most Attempts: 43 vs. James Madison 3-18-93
 Opponent: 42 by George Mason 3-17-86
 Best Pct.: .913 (21-23) vs. Louisville 3-16-76
 Opponent: .909 (20-22) by Memphis State 3-11-67
 Low Pct.: .478 (11-23) vs. Alabama-Birmingham 3-31-93
 Opponent: .545 (12-22) by Louisiana Tech 3-20-86

MISCELLANEOUS

Most Rebounds: 52 vs. Oklahoma 3-20-91
 Opponent: 56 by Marquette 3-21-63
 Most Assists: 28 vs. Pittsburgh 3-18-75
 Opponent: 24 by Pittsburgh 3-18-75
 Most Steals: 15 vs. Georgetown 3-24-03
 Opponent: 17 by Bradley 3-14-07
 Most Blocks: 7 vs. James Madison 3-18-93
 Opponent: 8 by Oklahoma 3-20-91
 Most Turnovers: 23 vs. Bradley 3-14-07
 Opponent: 26 by Georgetown 3-24-03
 Fewest Turnovers: 8 vs. Fairfield 3-15-96
 Opponent: 8 by Richmond 3-19-03

Individual Superlatives

POINTS

Most: 38 Ray Flynn vs. Miami 3-19-63
 Opponent: 34 Joseph Dougherty (Manhattan) 3-14-59

FIELD GOALS

Most: 16 Ray Flynn vs. Miami 3-19-63
 Opponent: 13 - three times
 Most Attempts: 30 Jimmy Walker vs. Marquette 3-19-67
 Opponent: 28 Richard Nixon (Marquette) 3-21-63
 Best Pct.: .833 (5-6) Trent Forbes vs. James Madison 3-13-91
 Opponent: .875 (7-8) John Koskinen (Temple) 3-14-62

THREE POINT GOALS

Most: 5 Sean Connolly vs. No. Carolina St. 3-10-99
 Opponent: 7 Jack McClinton (Miami) 3-18-09
 Most Attempts: 13 Chris Watts vs. Oklahoma 3-20-91
 Opponent: 14 Jack McClinton (Miami) 3-18-09
 Best Pct.: 1.000 (2-2) Twice
 Opponent: 1.000 (2-2) James Dews (Miami) 3-18-09

FREE THROWS

Most: 12 Jimmy Walker vs. Marquette 3-19-67
 Opponent: 11 - Three times
 Most Attempts: 13 Marques Bragg vs. West Virginia 3-18-91
 Opponent: 15 Steve Hood (West Virginia) 3-13-91
 Best Pct.: 1.000 (12-12/11-11) Jimmy Walker - Twice
 Opponent: 1.000 (10-10) Bob Wolff (Marquette) 3-19-67

MISCELLANEOUS

Most Rebounds: 20 Jim Hadnot vs. Holy Cross 3-23-61
 Opponent: 17 - J. J. Tauai (Bradley) 3-14-07
 Most Assists: 11 Vin Ernst vs. Miami (Fla.) 3-19-63,
 Gary Bello vs. Pittsburgh 3-18-75
 Opponent: 10 by Bruce Drysdale (Temple) 3-14-62
 Most Steals: 8 Vin Ernst vs. Canisius 3-23-63
 Opponent: 5 Wesley Cox (Louisville) 3-16-76
 5 Daniel Ruffin (Bradley) 3-14-07
 Most Blocks: 10 Jim Hadnot vs. St. Louis 3-18-60
 Opponent: 5 Bryan Sallier (Oklahoma) 3-20-91
 Most Turnovers: 5 by seven players
 Opponent: 7 - Twice

NATIONAL INVITATION TOURNAMENT HONORS

1959 John Egan - All-Tournament Team
 Len Wilkens - All-Tournament Team
 1960 Len Wilkens - Most Valuable Player
 1961 John Egan - All-Tournament Team
 Vin Ernst - Most Valuable Player
 1963 Ray Flynn - Most Valuable Player
 John Thompson - All-Tournament Team
 1975 Gary Bello - All-Tournament Team
 Joe Hassett - All-Tournament Team
 1993 Michael Smith - All-Tournament Team



Cooley And Friars Earn Seventh Consecutive Post-Season Bid: The Friars are playing in their seventh consecutive post-season tournament in 2019 in Ed Cooley's eighth year as a head coach of the Friars. It marks the first time the Friars reached the post season seven straight times since Dave Gavitt's Friars accomplished the feat from 1970-71 to 1977-78 (eight consecutive seasons). When Cooley was hired in 2011, the Friars had finished under .500 in six of the 10 previous seasons and had been to just one NCAA Tournament (2004) in that 10-year span. In 2019, the Friars are making their seventh consecutive post-season appearance, including their second NIT berth in those seven years. In Cooley's second season as the Friars' coach, he led the Friars to the 2013 NIT Quarterfinals. In 2014, 2015, 2016, 2017 and 2018, Cooley guided the team to the NCAA Tournament.

Friars All-Time Versus Arkansas: Tuesday's game will mark the fourth meeting all-time between Providence and Arkansas. The Friars have posted a 2-1 record versus the Razorbacks. The last time the two teams met, Providence earned a 67-51 victory on Nov. 16, 2007 in the Puerto Rico Tip-Off. This will be the first post-season meeting between Providence and Arkansas.

Friars Secure Seventh Consecutive Season At .500 Or Better: With the Friars' win at Butler on February 26, the team earned its 16th win of the season. The Friars now have 18 wins and they are assured of finishing above .500 for the seventh consecutive season. Seven consecutive seasons marks the fourth longest streak of consecutive .500 or better seasons in the 92-year history of Friar basketball. The other streaks are: 12 seasons (1956-67); 10 seasons (1969-78) and nine seasons (1929-37).

Friars Looking To Reach Sixth Consecutive 20-Win Season In 2019: The Friars entered 2018-19 season having posted five consecutive 20 win seasons. The team is two wins shy of earning its 20th win. The last time the Friars registered six consecutive 20-win seasons was 1972-73 to 1977-78. The Friar record for consecutive seasons with 20 or more wins is nine, which was established from 1958-59 to 1966-67.

Alpha Diallo Named Second Team All-BIG EAST: Junior guard Alpha Diallo (New York, N.Y.) was named Second Team All-BIG EAST on March 10. Diallo is averaging 16.1 points and 8.0 rebounds. His 8.0 rebounds is tied for tops in the BIG EAST in overall action. He also ranks ninth in scoring and he is tied for first in the league in double-doubles with nine. Diallo is the first Friar to earn All-BIG EAST honors since Rodney Bullock and Kyron Cartwright were named to the Second Team in 2017.

Jackson Reaches 1,000 Career Points: Senior Isaiah Jackson (Gainesville, Fla.) became the 51st Friar all-time to score 1,000 points for his career. Jackson, who transferred to Providence after spending his freshman season at George Mason, has registered 768 points in three seasons as a Friar. He also recorded 270 points in his first season at George Mason. With 1,038 career points, Jackson ranks 48th all-time in scoring at Providence.

Ed Cooley To Coach USA Pan Am Games Team In August: A select team of men's basketball standouts from the BIG EAST Conference will represent the United States at the 2019 Pan American Games, it was announced jointly on December 18 by USA Basketball and the BIG EAST. This represents the first time a team from a single Division I conference will represent the U.S. in the sport of men's basketball in Pan American Games competition. The BIG EAST also announced that Providence College Head Coach Ed Cooley will serve as head coach for the Pan American Games team. He previously served on the coaching staffs for the 2014 USA Basketball junior national team that won the FIBA Americas U18 Championship and the 2015 USA team that won the FIBA U19 World Championship in Greece. He has been a member of the USA Basketball Junior National Team Committee since 2017. He was also a court coach for the 2013 USA U19 World Cup Team. In his eighth season at Providence, Cooley led the Friars to the 2014 BIG EAST Conference title and to NCAA Tournament appearances in each of the past five years. The player roster, additional coaching staff appointments and training camp details will be announced at a later date.

Ed Cooley Ranks Third On The PC All-Time Win List: With the Friars' win versus Butler on March 9, Ed Cooley recorded his 161st victory as the Friar Head Coach and moved into third place on the all-time win list for PC Head Coaches. The two all-time winningest

2018-19 Providence BIG EAST Honors

Player	Date	Honor
Alpha Diallo	Oct. 25	Preseason All-BIG EAST 1st Team
David Duke	Oct. 25	Preseason Co Freshman of the Year
AJ Reeves	Nov. 12	Freshman of the Week
Alpha Diallo	Nov. 12	Honor Roll
Alpha Diallo	Nov. 19	Honor Roll
AJ Reeves	Nov. 26	Freshman of the Week
AJ Reeves	Dec. 3	Freshman of the Week
Maliek White	Dec. 17	Honor Roll
Alpha Diallo	Dec. 24	Honor Roll
Alpha Diallo	Jan. 21	Honor Roll
Alpha Diallo	Jan. 28	Honor Roll
Alpha Diallo	Feb. 11	Honor Roll
Alpha Diallo	Feb. 25	Honor Roll
Alpha Diallo	Feb. 25	Honor Roll
Alpha Diallo	March 10	All-BIG EAST 2nd Team

2018-19 Providence Double-Doubles

Player	Opp.	Stats
A. Diallo	Siena- 11/6	16 pts, 11 rbs.
A. Diallo	Wichita State- 11/9	27 pts, 10 rbs
A. Diallo	Holy Cross- 11/13	18 pts, 10 rbs
N. Watson	Boston College-12/4	19 pts, 10 rbs
A. Diallo	Albany-12/18	20 pts, 10rbs
A. Diallo	Creighton-12/31	18 pts, 10 rbs
A. Diallo	Georgetown 1/12	24 pts, 13 rbs
A. Diallo	St. John's 2/9	10 pts, 15 rbs
A. Diallo	St. John's 2/20	16 pts, 11rbs
A. Diallo	Creighton 3/6	12 pts, 13 rbs

Total Double-Doubles (10)
Diallo (9), Watson (1)

20-Point Performances In 2018-19

Player	Opponent/Date	Points
Reeves	Siena/Nov. 6	29
Diallo	Wichita State/Nov. 9	27
Duke	South Carolina/Nov. 17	20
Reeves	Iona/Nov. 24	20
Diallo	Iona/Nov. 24	23
Diallo	FDU/Nov. 27	20
Reeves	Boston College/Dec. 4	24
Diallo	UMass/Dec. 7	21
Diallo	Albany/Dec. 18	20
Diallo	Texas/Dec. 21	20
Ashton-Langford	Villanova/Jan. 5	20
Diallo	Georgetown/Jan. 12	24
Watson	Georgetown/Jan. 12	21
Watson	Marquette/Jan. 20	21
Diallo	DePaul/Jan. 27	20
Diallo	Seton Hall/Jan. 30	21
Diallo	Georgetown/Feb. 6	22
Watson	St. John's/Feb. 20	21
Watson	Butler/Feb. 23	21
Jackson	Creighton/March 6	21
Reeves	Butler/March 9	24
Jackson	Butler/March 9	20



Friar head coaches are: Joe Mullaney (319-164), and Dave Gavitt (209-84). Cooley has a **162-109 mark** in eight seasons as the Friars head coach.

Friar Defense Improved: The Friar defense has improved steadily this season. Through the team's 18 BIG EAST Conference games, the Friars ranked third in points allowed (71.3 ppg). The team also ranked second in steals (8.0 spg) and second in turnover margin (+1.4). Opponents averaged 14.7 turnovers per game versus the Friars, the highest rate in the league.

FRIARS VS. UPCOMING OPPONENTS

UNIVERSITY OF ARKANSAS

PC Leads 2-1

Home: 1-0; Away: 0-1; Neutral: 1-0

DATE	SITE	PC	OPP	W-L
1-23-99	Fayetteville, AR	79	118	0-1
12-23-99	Providence, RI	87	81	1-1
11-16-07	San Juan, PR *	67	51	2-1

* Puerto Rico Tip Off

Diallo One Of Five Players To Lead Team in Points, Rebounds And Assists: Friar junior Alpha Diallo (New York, N.Y.) is one of five players from a power conference (BIG EAST, ACC, SEC, Big 10, Big 12 and Pac 12) to lead their teams in points, rebounds and assists. Diallo is averaging 16.1 ppg, 8.0 rpg and 3.1 apg. The other four players are Ky Bowman of Boston College, Tres Tinkle of Oregon State, Jarrett Culver of Texas Tech and Ethan Happ of Wisconsin.

Reeves Returns After Missing Seven Weeks: Freshman guard A.J. Reeves (Roxbury, Mass.) returned to the Friar lineup on January 27 after missing seven weeks (nine games) with a foot injury. The freshman guard registered 11 points in 11 minutes of action in his return versus DePaul on January 27. Reeves was 3-6 from behind the arc. Reeves, who has been named BIG EAST Freshman of the Week three times this season, is third on the team in scoring, averaging 10.1 points per game. Reeves leads the Friars in three pointers made (45) and first in three-point field goal percentage (39.5percent). He scored a game-high 24 points when he was 9-13 from the field, including 6-8 from three-point territory in the Friars' win over Butler on March 9.

Friars All-Time Versus Top-25 Teams: The Friars have posted a 116-265 (.304) mark all-time versus top-25 teams, including a 0-5 mark this season. In the Friars' first game versus a ranked team this season, Providence was defeated by No. 18/18 Michigan, 66-47, on November 18 at the Hall of Fame Tip Off in Uncasville, Conn. In the Friars' second game versus a ranked team, Providence was defeated at No. 15/13 Marquette, 79-68, on January 20. In the team's third game versus a ranked squad, the Friars were defeated at No. 13/13 Villanova, 85-67, on February 13. In the team's fourth game versus a ranked squad, the Friars were defeated by 11/10 Marquette, 76-58, on February 23. In the team's most recent game versus a ranked team, the Friars were defeated by No. 25/25 Villanova, 73-62, on March 14.

Diallo Surpasses 1,000 Career Points: Junior Alpha Diallo (New York, N.Y.) has recorded 1,143 career points in 98 games (11.7 ppg). He became 50th player in Friar history to score 1,000 or more career points. Diallo ranks 33rd all-time in scoring at Providence.

Diallo Registers His Ninth Double-Double Of The Season: Junior forward Alpha Diallo (New York, N.Y.) scored 13 points and grabbed 12 rebounds in the Friars' overtime loss at Creighton on March 6. For Diallo it was his ninth double-double of the season and the 15th of his career. He leads the Friars in scoring (16.1 ppg), rebounding (8.0 rpg) and assists (3.1 apg). He has recorded a team-best 10 games this season with 20 or more points. Diallo, who was named Preseason All-BIG EAST First Team, was named to the BIG EAST All-Tournament Team last March. He averaged 13.2 points and 6.6 rebounds per game last season.

Diallo Ranks First In The BIG EAST In Rebounding: Junior forward Alpha Diallo (New York, N.Y.) ranks first in the BIG EAST in rebounding in overall play (8.0 rpg). He has recorded 10 or more rebounds in nine games this season, including a career-high 15 boards at St. John's on February 9.

Watson Ties His Career-High With 21 Points at Butler: Sophomore Nate Watson (Arlington, Va.) tied his career high in points with 21 at Butler on February 23. He was 8-10 from the field and grabbed five rebounds in the win. It was the fourth time this season he scored 21 points in a game. He ranks second on the team in scoring (11.6 ppg) and second in rebounding (5.2 rpg). The sophomore center recorded his first career double-double when he scored 19 points and grabbed 10 rebounds at Boston College on December 4. Watson earned BIG EAST All-Rookie Team honors last season.

Youth Movement: Through 33 games this season, Head Coach Ed Cooley has relied on his freshman class to help pace the Friars. Freshman David Duke (Providence, R.I.) has started all 33 games this season. Freshman A.J. Reeves ranks third on the team in scoring (10.1 ppg) and he leads the team in three-point shooting (39.5 percent). Duke is fifth on the team in scoring (7.1 ppg). Freshman Jimmy Nichols (Conway, S.C.) is first on the team in blocks with 26.

Jackson Comes Off The Bench: Red-shirt senior Isaiah Jackson (Gainesville, Fla.) has come off the bench in 26 of the team's 33 games this season. He has scored in double figures in 16 of the team's 33 games and he ranks fourth on the squad in scoring (9.8 ppg). Jackson is third on the team in rebounding at 4.8 rebounds per game. He had a game-high 21 points and he also added eight rebounds and four assists in the Friars' overtime loss at Creighton on March 6. Jackson followed that up with his second consecutive strong effort when he registered 20 points and five rebounds in a win over Butler on March 9.



Friars 60-3 In Non-Conference Action At The Dunk Under Ed Cooley: The Friars have posted a 60-3 mark in eight seasons under Ed Cooley in non-conference home games at the Dunkin' Donuts Center.

Top-70 Student Athlete Greg Gantt Signs NLI To Attend PC In 2019-20: Friar coach Ed Cooley announced on November 16 that student-athlete Greg Gantt, Jr., (Fayetteville, N.C.) signed a National Letter of Intent to attend Providence College beginning in September 2019. Gantt is ranked in the top-70 in every major ranking. Gantt, a 6-foot-7-inch, 195-pound forward attends Trinity Christian School in Fayetteville, N.C., where he is coached by Heath Vandevender. At Trinity Christian, he averaged 10.9 points, 7.2 rebounds, 3.5 assists and 2.2 steals per game in 2018. He also played for the Team Felton AAU Team. On Team Felton, he was coached by Fred Cannon. During the summer, he was the leading scorer and rebounder for Team Felton on the Under Armour circuit. Gantt is rated as a four-star recruit by ESPN.com, Rivals.com and 247sports.com. ESPN (No. 62), Rivals (No. 63) and 247sports (No. 66) all have Gantt ranked as a top-70 recruit.

Reeves Had A Memorable Opening Night: Freshman guard AJ Reeves (Roxbury, Mass.) had an impressive opening night for the Friars versus Siena on November 6 when he scored 29 points, while shooting 10-13 from the field, including 7-9 from three-point territory. Reeves established a Friar record for most points by a freshman in an opening night game. He also became the first Friar to have seven or more three pointers in a game since Bryce Cotton had seven at Boston College on December 22, 2012.

New Home Of Friar Basketball - Friar Ruane Friar Development Center: Thanks to a generous gift from former Providence College Board of Trustees Chair Michael A. Ruane '71 & '13 Hon. and his wife, Elizabeth Ruane, Providence College began construction of the Ruane Friar Development Center in 2017, a new multi-purpose facility that will significantly enhance Friar athletics, student services, and College community life. The College began construction of Phase I of the project includes a new two-story structure attached to Alumni Hall. In September, the doors opened to the new facility which includes a basketball practice facility (with two courts), men's basketball offices, a strength and conditioning complex, a locker room, a state-of-the-art sports medicine center, a Hall of Fame and a dining room.

Friars In Overtime: The Friars have recorded a 2-2 mark this season in overtime games. The Friars have registered a 64-67 mark all-time in overtime games.

"DG" Patch On Friar Uniforms: In memory of former Friar Head Coach Dave Gavitt the Friars have worn a "DG" patch on their uniforms since the 2011-12 season. Gavitt led PC and Eastern basketball into the modern age. In 10 seasons as the head coach of the Friars, Gavitt led PC to 209 wins, including eight consecutive 20-win seasons, five NCAA appearances, three NIT appearances and five New England Coach of the Year honors. He led the Friars to 23 wins over Top-20 teams. His 1973 team made it to Final Four. In 1971, Gavitt was named Director of Athletics at PC, a position he held until 1982 when he resigned to be the director of the BIG EAST Conference. He also was named Head Coach of the 1980 USA Olympic basketball team. He was elected to the Naismith Basketball Hall of Fame in 2006.

Providence College Basketball: The 2018-19 campaign marks the 92nd season of basketball at Providence College. Since the program started in 1926-27, Providence has posted a **1,463-983** mark, good for a .598 winning percentage. The Friars have made the NCAA Tournament 20 times and the National Invitation Tournament on 20 occasions.

FRIARS VS. THE 2019 NIT FIELD

	2018-19	All-Time
Alabama	-	3-4
Arkansas	-	2-1
Butler	3-0	11-3
Campbell	-	2-0
Clemson	-	1-1
Colorado	-	0-0
Creighton	0-2	15-10
Davidson	-	0-0
Dayton	-	2-6
Furman	-	1-0
Georgetown	0-2	28-46
Harvard	-	6-0
Hofstra	-	2-0
Indiana	-	0-1
Lipscomb	-	0-0
Loyola Chicago	-	2-0
Memphis	-	4-2
NC State	-	1-4
Nebraska	-	0-0
Norfolk State	-	0-0
Saint Francis (PA)	-	3-1
Sam Houston State	-	0-0
San Diego	-	0-0
South Dakota State	-	0-0
TCU	-	0-1
Texas	1-0	3-3
Toledo	-	0-0
UNC Greensboro	-	0-0
Wichita State	0-1	0-3
Wright State	-	0-0
Xavier	1-1	7-9
	5-6	93-95



On March 22, 2011, Ed Cooley became the 15th head coach at Providence College. He came to Providence College after spending five seasons as the head coach at Fairfield University.

"When Bob and I sat down with Mike Tranghese and we talked about what we were looking for in our next coach, we quickly agreed that the No. 1 candidate for Providence College is Ed Cooley," Providence College President Fr. Brian Shanley, O.P. said. "I wanted a coach that could teach our players about the game of life. I also wanted a relationship builder and Ed is a relationship builder. He will connect with our players, our fans and the entire state of Rhode Island. I could not be more thrilled to have Ed Cooley as our basketball coach."

In eight seasons at Providence College, Cooley has posted a **162-109 mark (.598)**. In 13 seasons as a head coach, Cooley has a **254-178 (.588)** record. When Cooley was hired in 2011, the Friars had finished under .500 in six of the 10 previous seasons and had been to just one NCAA Tournament (2004) in that 10-year span. Since his hiring, Cooley has led the Friars to six consecutive post-season tournament berths, including a school-record five straight NCAA Tournament appearances (2014-18), and he guided the team to the 2014 BIG EAST title.

The 2017-18 season, provided to be another successful season for the Friars under Cooley as the squad made its team record fifth consecutive appearance in the NCAA Tournament and produced another season with 20 or more wins (21-14). It marked the first time the Friars recorded five consecutive seasons with 20 or more wins since 1974-78. Providence finished tied for third in league standings with a 10-8 mark. The team had another strong performance at the BIG EAST Tournament, advancing to the championship game where the squad nearly knocked off eventual national champion Villanova before losing in overtime. One of the highlights for the squad was earning three wins over top-5 ranked teams. It marked the first time ever that the Friars accomplished that feat.

In 2016-17, the Friars were picked ninth in the Preseason BIG EAST Coaches' Poll after losing stars Kris Dunn and Ben Bentil to the NBA Draft. However, the Friars finished the year with a 10-8 mark in league play and in third place in the conference standings. To achieve that mark, the team overcame a 4-8 record in early February and won its final six BIG EAST Conference games to earn the third place finish. The Friars also posted a 20-13 record overall and earned an at-large berth to the squad's fourth consecutive NCAA Tournament. It marked the first time ever the Friars had advanced to four straight NCAA Tournaments. In recognition of his efforts, Cooley was named NABC District 5 Coach of the Year.

Juniors Kyrion Cartwright and Rodney Bullock were named 2017 Second Team All-BIG EAST. In addition, Cartwright became the third player in six seasons under Cooley to earn BIG EAST Most Improved accolades.

During his time at Providence, Cooley has coached five All-Americans. He also has had players earn two BIG EAST Player of Year honors, two BIG EAST Defensive Player of the Year accolades, three BIG EAST Most Improved Player awards, one BIG EAST Tournament MVP, five BIG EAST All-Tournament Team accolades, two BIG EAST All-Rookie Team awards and nine All-BIG EAST honors.

In 2016, Cooley led the Friars to a 24-11 mark and a 10-8 record (fourth) in the BIG EAST in 2015-16. After finishing fourth in league standings for the third straight season, Providence advanced to the BIG EAST Semifinals for the third consecutive year, which has only occurred one other time in the history of Friar basketball. Most importantly, the Friars earned their third-consecutive berth in the NCAA Tournament, where the team registered a 1-1 mark, which included a First Round win over Southern California. It marked just the third time in the history of Friar basketball that the team reached the NCAA Tournament in three consecutive seasons. The squad also recorded 24 wins, which is the most since the 1996-97 season. With 24 wins, the Friars posted their third-consecutive season with 20 or more victories. Another milestone for the Friars was that they finished the regular season with 22 wins, which was the most since 1978 and just the sixth team all-time at PC to accomplish the feat. Cooley's Friars also were ranked for 13 weeks during the season, including a No. 8 national ranking on January 4. It marked the Friars' highest ranking in the Associated Press Poll since March 1, 1977 when the team was ranked No. 8.

Two of Cooley's players earned significant honors in 2015-16 and were both drafted as junior guard Kris Dunn (New London, Conn.) and sophomore Ben Bentil (Wilmington, Del.) earned All-BIG EAST accolades. Dunn also earned his second-consecutive BIG EAST Player of the Year and Defensive Player of the Year honors. He also earned numerous All-America accolades and was named a Consensus All-American. Bentil became the seventh Friar all-time and the third under Cooley to lead the BIG EAST in scoring, averaging 22.9 points per game. For his efforts, he was named BIG EAST Most Improved Player - the second time a Friar has received the honor in Cooley's five seasons at Providence.

Dunn was the fifth pick overall by the Minnesota Timberwolves and became the fourth highest Friar drafted all-time in the history of the NBA. Bentil was selected 51st overall in the second round by the Boston Celtics.

In 2015, the Friars were picked fifth in the Preseason BIG EAST Coaches Poll. The team exceeded expectations when the squad placed fourth with an 11-7 record. It marked just the third time ever and the first time since 2004 that the Friars registered 11 conference wins. Overall, the squad posted a 22-12 mark and advanced to the NCAA Tournament in consecutive seasons for the first time since

the 1988-89 and 1989-90 seasons. The team also posted its second consecutive season with 20 or more wins for the first time since 1992-93 and 1993-94 seasons.

Senior LaDontae Henton (Lansing, Mich.) and sophomore Kris Dunn (New London, Conn.) paced the Friars in 2015. Both players earned First Team All-BIG EAST honors and Associated Press Honorable Mention All-America accolades. Dunn, who led the BIG EAST in assists, ranked third in the nation in assists and fifth in the nation in steals. He was named the 2015 BIG EAST Player of the Year and he also earned BIG EAST Defensive Player of the Year accolades. Dunn became the first guard in the history of the league to win both honors in the same year. Henton, who led the BIG EAST in scoring in 2015 (20.1 ppg), finished his career ranked second all-time in scoring at Providence (2,059 points) and fifth all-time in rebounding (1,054). He is just the second player ever at Providence to score more than 2,000 points and grab more than 1,000 rebounds.

Cooley's 2014 team was picked to finish sixth in the Preseason BIG EAST Coaches Poll, but overcame losses of personnel during the season to finish 10-8 and fourth overall. The Friars went on a run in the league tournament, posting three straight wins, including a thrilling 65-58 victory over No. 14 Creighton in title game. With the win, the Friars earned the league's automatic berth in the NCAA Tournament and made their first trip to the Tournament since 2004.

His 2014 squad was led by senior All-American Bryce Cotton (Tucson, Ariz.). Cotton had an amazing senior season in which he led the BIG EAST in assists (5.8) and finished second in scoring (21.8). He also led the nation in minutes played (39.9). He earned BIG EAST Tournament Most Outstanding Player honors and garnered his second consecutive First Team All-BIG EAST accolade. He finished his career ranked fifth overall in scoring at Providence with 1,975 points. His teammate, senior Kadeem Batts (Boston, Mass.) also was recognized for his stellar play as he was named All-BIG EAST Second Team.

It did not take long for Cooley to turn the Friar fortunes around. In his second season, he led the Friars to a 19-15 record overall and a 9-9 mark in league play. Included in the 9-9 BIG EAST record in 2012-13 was a 7-2 mark over the last nine games of the conference season. That impressive record marked the second best turnaround over the second half of the season in BIG EAST history. He then guided the Friars to the NIT where the squad posted a 2-0 record before losing in the quarterfinals to eventual NIT Champion Baylor.

Leading the way for the Friars in the 2012-13 season were Cotton and Batts. Cotton was named All-BIG EAST First Team after he led the league in scoring. His teammate, Batts was recognized as a co-winner of the league's Most Improved Award and earned All-BIG EAST Honorable Mention accolades.

In his first season at Providence, Cooley led the Friars to a 15-17 mark overall. The team posted an impressive 11-3 mark in non-conference action, which included an 8-0 record at home. In league action, the Friars defeated No. 14/15 Louisville, 90-59. The 31-point win marked the Friars' largest margin of victory ever over a ranked team. The squad also posted a 72-70 win over defending national champion Connecticut.

Two of Cooley's players earned BIG EAST honors in his first season. Point guard Vincent Council was named All-BIG EAST Third Team and one of his first recruits, forward LaDontae Henton earned BIG EAST All-Rookie Team accolades.

Cooley also has been involved with USA Basketball. In 2013, he served as a court coach during the USA U19 Training Camp for the World Championships. In 2014, Cooley served as an assistant coach for the USA U18 Team which captured a Gold Medal at the FIBA Americas Championship. Most recently, he was an assistant coach for the USA U19 Team at the World Championships in Greece in 2015. Cooley helped the team win a Gold Medal, his second in as many years.

Prior to coming to Providence, Cooley guided Fairfield to a school-record 25 wins and a Metro Atlantic Athletic Conference regular season title in 2010-11. He was named the 2011 MAAC Coach of the Year. He also earned United States Basketball Writers Association (USBWA) District I Coach of the Year honors. His 2011 squad finished the season with a 25-8 mark (15-3 MAAC) and advanced to the second round of the NIT.

In five seasons at Fairfield, Cooley's teams posted a 92-69 mark, including a 58-32 record in MAAC action. Cooley became the first Fairfield head coach to guide the team to a .500 or better mark in MAAC action in each of his first five seasons. In 2009-10, he led the Stags to a 23-11 mark and the team's first post-season berth since 2003. For his efforts in 2010, Cooley was the first recipient of the Ben Jobe Award, presented annually to the top minority men's basketball coach in the nation. Prior to taking the Fairfield position, Cooley spent 10 seasons as an assistant coach for Al Skinner. He coached for one season at Rhode Island under Skinner (1996-97) and nine seasons as an assistant at Boston College (1997-06), where the Eagles posted a 175-108 mark and advanced to five NCAA Tournaments and one NIT. Cooley also helped lead the Eagles to the 2001 BIG EAST Tournament title and three BIG EAST regular season titles (2001, 2003 and 2005). In 2004-05, Boston College started the season with a school-record 20 consecutive wins. In 2005-06, the Eagles advanced to the Atlantic Coast Conference championship game against Duke. At BC, Cooley was instrumental in the recruitment of Troy Bell, a two-time BIG EAST Player of the Year. Bell also went on to play professional basketball after leaving Boston College, which included a stint in the NBA with the Memphis Grizzlies.

A 1994 graduate of Stonehill College, where he was a three-time captain for the basketball team, Cooley began his coaching career at UMass-Dartmouth. He helped lead UMass-Dartmouth to a 25-4 mark and a No. 3 national ranking (1994-95). He returned to his alma mater, Stonehill, and served as an assistant coach for one season (1995-96) before joining Skinner's staff at URI. Cooley, a native of Providence, attended Central High School and earned two Rhode Island High School Player of the Year honors. He also did a post-graduate year (1988-89) at New Hampton Prep. before attending Stonehill. He and his wife, Nurys, have one daughter, Olivia, and one son, Isaiah.



Eighth Year at PC:	18-15/7-11
Seventh Year at PC:	21-14/10-8
Sixth Year at PC:	20-13/10-8
Fifth Year at PC:	24-11/10-8
Fourth Year at PC:	22-12/11-7
Third Year at PC:	23-12/10-8
Second Year at PC:	19-15/9-9
First Year at PC:	15-17/4-14
Overall at PC:	162-109
Overall at Fairfield:	92-69
12-Year CAREER:	254-178
BIG EAST TOURNAMENT:	8-6
BIG EAST LEAGUE GAMES:	71-73
NON-LEAGUE GAMES AT PC:	91-35
NCAA TOURNAMENT:	1-5 (2014, 2015, 2016, 2017, 2018)
NIT:	4-3 (2011, 2013)

2017-18 (21-14/10-8)...Team posted a 21-14 mark and advanced to the NCAA Tourney for a school-record fifth consecutive season...The team extended its streak of 20 or more wins to five consecutive seasons... It marked the first time the Friars recorded five consecutive seasons with 20 or more wins since 1974-78...Team advanced to the BIG EAST Championship game for second time under Ed Cooley...Squad finished tied for third in BIG EAST with a 10-8 mark...Team earned three wins over top-5 ranked teams for the first time ever.

2016-17 (20-13/10-8)... Team posted a 20-13 mark and advanced to the NCAA Tourney...The Friars finished third in the BIG EAST, with a record of 10-8 despite being picked 9th in the Preseason... Ed Cooley was named NABC District 5 Coach of the Year...

2015-16 (24-11/10-8)... Team posted a 24-11 mark and advanced to the NCAA Tourney...The team won its first game in the NCAA tournament under Coach Cooley...The Friars finished fourth in the BIG EAST, with a record of 10-8... Team reached BIG EAST Semifinals for the third straight season.

2014-15 (22-12/11-7)...Team posted a 22-12 mark and advanced to the NCAA Tourney in consecutive seasons for the first time since the 1988-89 and 1989-90 seasons...The team also posted its second consecutive season with 20 or more wins for the first time since 1992-93 and 1993-94 seasons...Friars finished fourth in BIG EAST with an 11-7 record which marked just the third time ever and first time since 2004 the team recorded 11 league wins.

2013-14 (23-12/10-8)... Team posted a 23-12 mark and earned most wins since 1997...Captured its second BIG EAST Tournament title and first since 1994...Advanced to the NCAA Tourney for 16th time overall and first since 2004 before losing to No. 6 seed North Carolina, 79-77...Posted a 10-8 mark in BIG EAST play and finished fourth...Most wins in BIG EAST since 2009.

2012-13 (19-15/9-9)... Team recorded a 19-15 record overall and a 9-9 mark in BIG EAST play...Team posted a 7-2 mark in the last nine league games, which was the second best turnaround over the second half of the season in conference history...The team posted a 2-1 mark in the NIT and advanced to the quarterfinals before being eliminated by eventual NIT Champion Baylor... Team earned its first post season win since 2003.

2011-12 (15-17/4-14)... Team recorded an 11-3 record in non-conference action, including an 8-0 mark at home...Squad defeated No. 14/15 Louisville, 90-59, which marked the team's largest margin of victory ever over a ranked squad.

2010-11 (25-8/15-3)...Team posted a school-record 25 wins overall and a record 15 victories in conference action...Captured the MAAC regular season title...Advanced to the NIT and posted a 1-1 mark...Named MAAC Coach of the Year...Earned USBWA District 1 Coach of the Year.

2009-10 (23-11/13-5)...Team's 23 wins were second highest in program's history...Became the first Fairfield coach to post a .500 or better record in MAAC action in each of his first four seasons...Team's 13 MAAC wins tied for tops all-time at Fairfield...Led the Stags to their first post-season win in more than 30 years...Team set an NCAA Div. 1 post-season record when it overcame a 27-point second half deficit to defeat George Mason in OT...Earned the Ben Jobe Award as the top minority men's basketball coach in the nation.

2008-09 (17-15/9-9)...Led the Stags to their first winning record since 2004...Team also finished tied for fourth in league play.

2007-08 (14-16/11-7)...Led the Stags to an 11-7 mark in MAAC action and a fifth-place finish...It marked the team's second straight winning record in conference action...Team posted a seven-game winning streak, the longest in 20 years (1986-87).

2006-07 (13-19/10-8)...Led the Stags to a 10-8 mark in MAAC action and a fifth-place finish in his first season as a head coach.

The Cooley Facts File

Full Name
Ed Cooley

Date of Birth
September 10, 1969

Place of Birth
Providence, R.I.

Family
Wife, Nurys; Daughter, Olivia;
Son, Isaiah

High School
Central High School (R.I.) '88
New Hampton Prep. (N.H.) '89

College
Stonehill '94, Major - History

Coaching Experience Record

Year	Head Coach, Providence College	Record
2011 -	NIT (2013), NCAA (2014, 2015, 2016, 2017, 2018)	162-109
2019	Head Coach, USA Basketball Pan Am Games Team	
2017	Selection Committee, USA Basketball U19 Team	
2015	Assistant Coach, USA Basketball U19 Team	
	Gold Medal, World Championship	
2014	Assistant Coach, USA Basketball U18 Team	
	Gold Medal, FIBA America Championship	
2013	Court Coach, USA Basketball U19 Team	
	Training Camp, FIBA World Championships	
2006-11	Head Coach, Fairfield University	92-69
	NIT, CIT	
1997-06	Assistant Coach, Boston College	175-108
	NCAA five times	
1996-97	Assistant Coach, Rhode Island	20-10
	NCAA	
1995-96	Assistant Coach, Stonehill College	16-10
1994-95	Assistant Coach, UMass-Dartmouth	25-4

Coaching Honors

2017 - NABC District 5 Coach of the Year
2014 - Rhode Island Coach of the Year
2011 - Metro Atlantic Athletic Conf. Coach of the Year
2011 - U.S. Basketball Writers District 1 Coach of the Year
2010 - Ben Jobe Award, National Coach of the Year

COOLEY VS. OPPONENTS (254-178)

Team	W	L
Albany	2	0
American (AH)	3	1
Army	2	0
Arizona	1	0
Austin Peay	1	0
Baylor	0	1
Belmont	1	0
Binghamton	1	0
Boston College	5	4
Brown	5	2
Bryant	3	0
Butler	11	3
Canisius	10	1
Cent. Arkansas	1	0
Central Connecticut	2	0
Charlotte	1	0
Chattanooga	1	0
Cincinnati	1	3
Colgate	1	0
Colorado State	1	0
Connecticut	1	4
Creighton	9	7
Dayton	0	1
DePaul	9	5
Drexel	2	0
Evansville	1	0
Fairfield	3	0
Fairleigh Dickinson	2	0
Florida A&M	1	0
Florida State	1	0
Fordham	2	1
George Mason	1	0
Georgetown	9	8
Grambling	1	0
Hartford	1	0
Harvard	1	0
Hofstra	0	2
Holy Cross	6	2
Houston	0	1
Houston Baptist	1	0
Howard	2	0
Illinois	1	0
Iona	7	4
Iowa State	0	1
Kent State	0	1
Kentucky	0	2
La Salle	1	0
Loyola	8	4
Loyola-Chicago	0	1
Louisville	1	1
Maine	2	0
Manhattan	8	3
Marist	8	4
Marquette	5	9
Massachusetts	3	4
Maryland	0	2
Memphis	1	1
Miami	1	0
Michigan	0	1
Michigan State	0	1
Minnesota	0	1
Mississippi	0	1
Mississippi State	1	0
Missouri	0	1
Navy	1	0
New Hampshire	2	0
Niagara	6	5
Norfolk State	1	0
Northern Iowa	0	1
North Carolina	0	2
Notre Dame	2	1
NJIT	2	0
Ohio State	1	0
Penn State	0	2
Pittsburgh	0	2
Providence	0	1
Rhode Island	7	2
Rider	5	7
Robert Morris	1	0
Rutgers	2	1
Sacred Heart	5	0
Saint Joseph's	0	3
Saint Louis	1	0
Saint Peter's	10	1
Savannah State University	1	0
Seton Hall	8	9
Siena	5	8
South Carolina	2	0
Southern	1	0
Southern California	1	1
St. Francis N.Y.	3	1
St. John's	11	5
Stony Brook	2	0
Syracuse	0	4
Texas	1	0
Texas A&M	0	1
UNC Asheville	1	0
USF	1	2
Vanderbilt	1	0
Vermont	3	1
Villanova	4	14
Virginia	0	1
Virginia Tech	0	1
Wagner	1	0
Wake Forest	0	1
Washington	1	0
West Virginia	0	1
Wichita State	0	1
William and Mary	1	1
Xavier	6	7
Yale	2	1
Total	254	178

ED COOLEY COACHING RECORD

YEAR	SCHOOL	RECORD	PCT	CONF. REC.	FINISH	TOUR.	POST SEASON
2006-07	Fairfield	13-19	.406	10-8 (.556)	5th-Tied	0-1	
2007-08	Fairfield	14-16	.467	11-7 (.611)	5th-Tied	0-1	
2008-09	Fairfield	17-15	.531	9-9 (.500)	4th-Tied	1-1	
2009-10	Fairfield	23-11	.676	13-5 (.722)	2nd	2-1	CIT 1-1
2010-11	Fairfield	25-8	.758	15-3 (.833)	1st	1-1	NIT 1-1
2011-12	Providence	15-17	.469	4-14 (.222)	15th	0-1	
2012-13	Providence	19-15	.559	9-9 (.500)	8th-Tied	0-1	NIT 2-1
2013-14	Providence	23-12	.657	10-8 (.556)	4th	3-0 - Champs.	NCAA 0-1
2014-15	Providence	22-12	.647	11-7 (.611)	4th	1-1	NCAA 0-1
2015-16	Providence	24-11	.686	10-8 (.556)	4th	1-1	NCAA 1-1
2016-17	Providence	20-13	.606	10-8 (.556)	3rd-Tied	0-1	NCAA 0-1
2017-18	Providence	21-14	.600	10-8 (.556)	3rd-Tied	2-1	NCAA 0-1
2018-19	Providence	18-15	.545	7-11 (.389)	8th	1-1	NIT 0-0
Career	13 years	254-178	.588	129-106 (.549)	One Title	12-12 One Title	5-8



ALPHABETICAL ROSTER

NO.	NAME	YEAR	POS	HGT	WGT	HOMETOWN/HIGH SCHOOL/LAST TEAM
1	Makai Ashton-Langford	So.	G	6-3	185	Worcester, Mass./Brewster Academy '17
11	Alpha Diallo	Jr.	G	6-7	213	New York, N.Y./Brewster Academy '16
3	David Duke	Fr.	G	6-5	198	Providence, R.I./Cushing Academy '18
25	Drew Edwards	RS Jr.	G	6-4	190	Perry Hall, Md./Calvert Hall '15
24	Andrew Fonts	So.	G	6-2	175	Portsmouth, RI./Portsmouth Abbey School '17
15	Emmitt Holt	RS Sr.	F	6-7	230	Rochester, N.Y./Indian Hills Community College '16
44	Isaiah Jackson	RS Sr.	G	6-6	215	Gainesville, Fla./George Mason University
2	Kris Monroe	Fr.	F	6-8	220	Creedmoor, N.C./St. David's School '18
5	Jimmy Nichols, Jr.	Fr.	F	6-8	220	Conway, S.C./Conway High School '18
10	A.J. Reeves	Fr.	G	6-6	210	Roxbury, Mass./Brimmer and May School '18
0	Nate Watson	So.	C	6-10	250	Arlington, Va./Bishop O'Connell HS '17
4	Maliek White	Jr.	G	6-3	190	Richmond, Va./George Wythe High School '16
13	Kalif Young	Jr.	F	6-9	250	Vaughan, Ontario/Orangeville Prep '16

NUMERICAL ROSTER

NO.	NAME	YEAR	POS	HGT	WGT	HOMETOWN/HIGH SCHOOL/LAST TEAM
0	Nate Watson	So.	C	6-10	250	Arlington, Va./Bishop O'Connell HS '17
1	Makai Ashton-Langford	So.	G	6-3	185	Worcester, Mass./Brewster Academy '17
2	Kris Monroe	Fr.	F	6-8	220	Creedmoor, N.C./St. David's School '18
3	David Duke	Fr.	G	6-5	198	Providence, R.I./Cushing Academy '18
4	Maliek White	Jr.	G	6-3	190	Richmond, Va./George Wythe High School '16
5	Jimmy Nichols, Jr.	Fr.	F	6-8	220	Conway, S.C./Conway High School '18
10	A.J. Reeves	Fr.	G	6-6	210	Roxbury, Mass./Brimmer and May School '18
11	Alpha Diallo	Jr.	G	6-7	213	New York, N.Y./Brewster Academy '16
13	Kalif Young	Jr.	F	6-9	250	Vaughan, Ontario/Orangeville Prep '16
15	Emmitt Holt	RS Sr.	F	6-7	230	Rochester, N.Y./Indian Hills Community College '16
24	Andrew Fonts	So.	G	6-2	175	Portsmouth, RI./Portsmouth Abbey School '17
25	Drew Edwards	RS Jr.	G	6-4	190	Perry Hall, Md./Calvert Hall '15
44	Isaiah Jackson	RS Sr.	G	6-6	215	Gainesville, Fla./George Mason University

Head Coach:

Assistant Coaches:

Coordinator of Basketball Operations:

Associate Director of Player Development and Video Ops.:

Special Assistant to the Head Coach:

Strength Coach:

Athletic Trainer:

Ed Cooley (Stonehill '94)

Jeff Battle (Marshall '85)

Brian Blaney (Roanoke College '94)

Ivan Thomas (VCU '97)

Kevin Kurbec (Providence '02)

Nikola Knezevic (California '10)

Matt Garvey (Providence '16)

Kenneth White

Chris Hagemann

Friars By Class: (Sr./Jr./So./Fr.)

Seniors (2): Emmitt Holt, Isaiah Jackson

Juniors (4): Alpha Diallo, Drew Edwards, Maliek White, Kalif Young

Sophomores (3): Makai Ashton-Langford, Andrew Fonts, Nate Watson

Freshman (4): David Duke, Kris Monroe, Jimmy Nichols, Jr., A.J. Reeves



Emmitt Holt #15
RS Senior

F

6-7

230

Rochester, N.Y./Webster-Schroeder High School/Indian Hills Community College

2018-19: Scored four points versus Siena (11/24/18)...

2017-18: Used the 2017-18 season as a red shirt year after suffering a season ending abdominal injury.

2016-17: Recorded a game-high 22 points, grabbed five rebounds and made three blocks in 31 minutes versus Vermont (11/14/16)...Scored 11 points and grabbed five rebounds against Ohio State (11/17/16)...Scored 17 points, had three assists and three steals versus Grambling (11/19/16)...Registered 16 points and 10 rebounds versus Memphis (11/25/16)...Recorded 11 points and grabbed six rebounds versus No. 7/6 Virginia (11/26/16)...***Named to the All-Tournament Team at the Emerald Coast Classic (11/26/16)***...Scored six points and grabbed five rebounds versus No. 21/25 Rhode Island (12/3/16)...Scored 20 points on 9-10 shooting from the field, grabbed 5 rebounds and registered five assists versus Brown (12/6/16)...Scored 18 points and grabbed six rebounds versus UMass (12/10/16)...Scored 11 points and grabbed four rebounds versus Wagner (12/17/16)...Registered 18 points and 10 rebounds versus Maine (12/20/16)...Recorded 16 points and 11 rebounds at Boston College (12/23/16)...Scored 17 points and grabbed five rebounds versus Georgetown (1/4/17)...Scored 17 points and grabbed seven rebounds versus No. 10/10 Creighton (1/7/17)...Scored 13 points and grabbed eight rebounds at DePaul (1/10/17)...Scored 10 points and grabbed five rebounds versus Seton Hall (1/14/17)...Scored 11 points on 4-5 shooting at Georgetown (1/16/17)...Scored eight points and had four assists at No. 1/2 Villanova (1/21/17)...Recorded 13 points and six rebounds at Marquette (1/28/17)...Scored 14 points at Seton Hall (2/8/17)...Scored 12 points versus No. 22/21 Butler (2/11/17)...Scored 18 points and was 3-6 from three-point territory at No. 23/23 Creighton (2/22/17)...Scored eight points and recorded seven rebounds versus Marquette (2/25/17)...Scored 14 points and made three steals versus DePaul (2/28/17)...Scored 14 points and grabbed four rebounds at St. John's (3/4/17)...Scored 14 points versus Creighton (3/9/17) in BIG EAST Quarterfinals...Scored 18 points and grabbed 11 rebounds in the NCAA First Four game against Southern California (3/15/17)...***Earned the Team's Lenny Wilkens Hustle Award (4/8/17)***...

2015-16: Averaged 11.6 points and 6.4 rebounds per game for Indian Hills Community College (Ottumwa, Iowa)...Ranked second in the nation among NJCAA Division I players in field goal percentage (.689).

2014-15: Played in 29 games for Indiana University, averaged 3.6 points and 3.0 rebounds per game...Shot 65 percent from the field and was second on the team with 21 blocked shots...Registered a career-high 15 points and grabbed five rebounds versus Pittsburgh (12/2/14)...Scored six points and grabbed 12 rebounds versus Maryland in the Big Ten Tournament (3/13/15).

HIGH SCHOOL: Attended Webster Schroeder High School (Rochester, N.Y.)...Averaged 19.8 points, 14.6 rebounds and 5.0 blocks...Named Second Team All-State and a finalist for Mr. Basketball in New York...Earned Democrat and Chronicle All-Greater Rochester team honors in 2013 and 2014...Played AAU basketball for the Albany City Rocks.

PROFILE

Name: Emmitt D. Holt

Birthdate: April 23, 1996

Major: Social Science

Family: Son of Caroline and Ben Holt. Has two brothers, Ben Jr. and Nick, and one sister, Jennifer.

Interests/Hobbies: Fishing, playing 2K

Favorite Athlete: Derrick Rose

Favorite Movies: Lion King, Straight Outta Compton, Roll Bounce

Favorite Food: Chicken Alfredo

Biggest Thrill in Sports: Winning a game the team had to grind out

AT INDIANA OVERALL STATS

Year	GP-GS	Min/Avg	Total		3-Point			Rebounds		Tot	Avg	PF-FO	Ast	TO	Blk	Stl	Pts/Avg
			FG-FGA	Pct	FG-FGA	Pct	FT-FTA	Pct	Off-Def								
2014-15	29-0	332/11.4	39-60	.650	0-0	.000	27-50	.540	38-48	86	3.0	48-0	5	11	21	7	105/3.6
BIG TEN	17-0	188/11.1	17-30	.567	0-0	.000	12-25	.480	16-28	44	2.6	30-0	3	5	8	2	46/2.7
TOTALS	29-0	332/11.4	39-60	.650	0-0	.000	27-50	.540	38-48	86	3.0	48-0	5	11	21	7	105/3.6
BIG TEN	17-0	188/11.1	17-30	.567	0-0	.000	12-25	.480	16-28	44	2.6	30-0	3	5	8	2	46/2.7

AT PROVIDENCE OVERALL STATS

Year	GP-GS	Min/Avg	Total		3-Point			Rebounds		Tot	Avg	PF-FO	Ast	TO	Blk	Stl	Pts/Avg
			FG-FGA	Pct	FG-FGA	Pct	FT-FTA	Pct	Off-Def								
2016-17	32-28	879/27.5	149-285	.523	21-61	.344	82-121	.678	55-117	172	5.4	101-4	32	45	25	22	401/12.5
2018-19	6-0	36/6.0	2-6	.333	0-2	.000	2-3	.667	1-0	1	0.2	4-0	0	2	1	0	6/1.0
TOTAL	38-28	915/24.1	151-291	.519	21-63	.333	84-124	.677	56-117	173	4.6	105-4	32	47	26	22	407/10.7

CAREER HIGHS

EMMITT HOLT

MINUTES

38

POINTS

22

REBOUNDS

12

FIELD GOALS

9

FG ATTEMPTS

14

FG PCT.

1.000

FREE THROWS

7

FT ATTEMPTS

11

FT PCT

1.000

3PT

3

3PT FGA

6

3PT FG%

1.000

ASSISTS

5

TURNOVERS

4

BLOCKS

4

STEALS

3

OVERALL

Villanova (1/21/17)

Vermont (11/14/16)

Maryland (3/13/15)

Twice

Creighton (1/7/17)

Seven times

Georgetown (1/4/17)

Georgetown (1/4/17)

10 times

Creighton (2/22/17)

Creighton (2/22/17)

Twice

Brown (12/7/16)

DePaul (1/11/17)

Xavier (2/15/17)

Three times

BIG EAST

Villanova (1/21/17)

Creighton (2/22/17)

DePaul (1/11/17)

Creighton (1/7/17)

Creighton (1/7/17)

.625 Georgetown (1/4/17)

Georgetown (1/4/17)

Georgetown (1/4/17)

Three times

Creighton (2/22/17)

Creighton (2/22/17)

1.000 Georgetown (1/16/17)

Villanova (1/21/17)

DePaul (1/11/17)

Xavier (2/15/17)

Twice



Emmitt Holt Career Game-By-Game...

2014-15...

DATE	OPP.	SCORE	POINTS	REB.	ASST.	STEALS
11/22/14	LAMAR	W 85-72	4	2	0	1
11/28/14	UNCG	W 87-79	0	5	0	0
12/2/14	PITTSBURGH	L 81-69	15	5	0	0
12/6/14	SAVANNAH ST	W 95-49	8	5	0	1
12/9/14	vs Louisville	L 94-74	4	3	0	0
12/13/14	GRAND CANYON	W 94-66	6	2	0	0
12/20/14	vs Butler	W 82-73	0	0	0	0
12/22/14	NEW ORLEANS	W 79-59	8	2	0	0
12/27/14	vs Georgetown	L 91-87 (OT)	0	2	1	0
12/31/14	at Nebraska	W 70-65	6	4	0	0
1/5/15	at Michigan State	L 70-50	4	2	0	0
1/10/15	OHIO STATE	W 69-66	5	7	0	0
1/13/15	PENN STATE	W 76-73	1	0	1	1
1/18/15	at Illinois	W 80-74	4	2	0	0
1/22/15	MARYLAND	W 89-70	0	1	0	0
1/25/15	at Ohio State	L 82-70	4	5	0	0
1/28/15	at Purdue	L 83-67	2	1	0	1
1/31/15	RUTGERS	W 72-64	4	3	1	0
2/3/15	at Wisconsin	L 92-78	3	3	0	0
2/8/15	Michigan	W 70-67	1	1	0	0
2/15/15	MINNESOTA	W 90-71	4	3	1	0
2/19/15	PURDUE	L 67-63	0	1	0	0
2/22/15	at Rutgers	W 84-54	3	3	0	0
2/25/15	at Northwestern	W 71-56	0	1	0	0
3/3/15	IOWA	L 77-63	4	5	0	0
3/7/15	MICHIGAN STATE	L 74-72	1	2	0	0
3/12/15	vs Northwestern	W 71-56	8	4	1	1
3/13/15	vs Maryland	L 75-69	6	12	0	2
3/20/15	vs Wichita State	L 81-76	0	0	0	0
			105	86	5	7
Totals			3.6 ppg	3.0 rpg	0.2 apg	0.2 spg

2018-19...

DATE	OPP.	SCORE	POINTS	REB.	ASST.	STEALS
11/6/18	Siena	W-77-67	0	0	0	0
11/9/18	vs. Wichita State	L-83-80	0	1	0	0
11/13/18	Holy Cross	W-70-61	0	0	0	0
11/17/18	vs. South Carolina	W-76-67	0	0	0	0
11/18/18	vs. #18 Michigan	L-66-47	2	0	0	0
11/24/18	Iona	W-91-79	4	0	0	0
			6	1	0	0
Totals			1.0 ppg	0.2 rpg	0.0 apg	0.0 spg

2016-17...

DATE	OPP.	SCORE	POINTS	REB.	ASST.	STEALS
11/14/16	Vermont	W-80-58	22	5	0	0
11/17/16	at Ohio State	L-72-67	11	5	1	0
11/19/16	Grambling	W-71-54	17	4	3	3
11/25/16	vs. Memphis	W-60-51	16	10	0	0
11/26/16	vs. #7 Virginia	L-63-52	11	6	1	2
11/30/16	New Hampshire	W-76-62	5	4	0	0
12/3/16	#21 Rhode Island	W-63-60	6	5	0	1
12/6/16	Brown	W-95-57	20	5	5	2
12/10/16	UMass	W-75-69	18	6	0	0
12/17/16	Wagner	W-76-54	11	4	2	0
12/20/16	Maine	W-79-59	18	10	1	0
12/23/16	at Boston College	L-79-67	16	11	1	0
12/28/16	at #17 Xavier	L-82-56	4	1	0	1
1/1/17	at #13 Butler	L-78-61	6	7	0	1
1/4/17	Georgetown	W-76-70	17	5	0	0
1/7/17	#10 Creighton	L-78-64	17	7	0	0
1/11/17	at DePaul	L-64-63	13	8	0	3
1/14/17	Seton Hall	W-65-61	10	5	2	1
1/16/17	at Georgetown	W-74-56	11	3	0	0
1/21/17	at #1 Villanova	L-78-68	8	6	4	1
1/25/17	St. John's	L-91-86	8	3	2	0
1/28/17	at Marquette	W-79-78	13	6	0	0
2/1/17	#4 Villanova	L-66-57	7	7	0	1
2/8/17	at Seton Hall	L-72-70 OT	14	2	3	1
2/11/17	#22 Butler	W-71-65	12	4	0	0
2/15/17	Xavier	W-75-63	4	3	1	1
2/22/17	at 23 Creighton	W-68-66	18	0	0	1
2/25/17	Marquette	W-73-69	8	7	2	0
2/28/17	DePaul	W-73-64	14	4	1	3
3/4/17	at St. John's	W-86-75	14	4	0	0
3/9/17	vs. Creighton	L-70-58	14	4	2	0
3/15/17	vs. USC - NCAA	L-75-71	18	11	1	0
			401	172	32	22
Totals			12.5 ppg	5.4 rpg	1.0 apg	0.7 spg



Isaiah Jackson #44

RS Senior

G

6-6

215

Gainesville, Fla./The Villages Charter School '14/George Mason

2018-19: Scored 16 points, grabbed three rebounds and had four assists versus Siena (11/6/18)...Recorded nine points, six rebounds, three assists and three steals versus Wichita State (11/9/18)...Recorded eight points, eight rebounds and five steals versus Holy Cross (11/13/18)... Registered nine points, three rebounds and one assist versus South Carolina (11/17/18)...Scored 13 points and grabbed six rebounds versus Iona (11/24/18)...Scored 11 points and grabbed five rebounds versus Fairleigh Dickinson (11/27/18)... Scored 13 points and grabbed nine rebounds versus Rhode Island (12/1/18)...Scored 12 points and was 5-6 from the free-throw line at Boston College (12/4/18)...Scored 16 points and was 7-7 from the free-throw line versus Central Connecticut (12/16/18)...Scored 12 points and was 5-9 from the field at Texas (12/21/18)...Scored 13 points and had five assists at Georgetown (1/12/19)... Scored seven points and grabbed seven rebounds at No. 15/13 Marquette (1/20/19)...Scored 13 points and grabbed four rebounds at Xavier (1/23/19)... Scored nine points and grabbed seven rebounds at Seton Hall (1/30/19)...Scored 12 points and grabbed seven rebounds at St. John's (2/9/19)...Scored eight points and had six assists at No. 13/13 Villanova (2/13/19)...Scored 11 points and grabbed nine rebounds versus St. John's (2/20/19)...Scored 14 points, grabbed five rebound and made three steals at Butler (2/26/19)...Scored 21 points, grabbed eight rebounds and had four assists at Creighton (3/6/19)...Scored 20 points and grabbed five rebounds versus Butler (3/9/19)...Scored 13 point and grabbed five rebounds versus Butler in the BIG EAST Tournament First Round (3/13/19)...Scored 14 points versus No. 25/25 Villanova in the BIG EAST Tournament Quarterfinals (3/14/19)...

2017-18: Scored 11 points and was 3-4 from three-point territory versus Houston Baptist (11/10/17)...Scored 10 points and grabbed five rebounds five rebounds versus No. 14 Minnesota (11/13/17)...Scored nine points at UMass (12/9/17)...Scored 13 points and grabbed five rebounds versus Seton Hall (12/17/17)...Recorded 10 points and five rebounds versus Houston (12/20/17)...Scored 17 points, grabbed six rebounds, registered six assists and had two blocks versus Sacred Heart (12/22/17)...Scored 19 points and was 9-10 from the free throw line versus Marquette (1/3/18)...Scored 18 points, grabbed six rebounds and was 8-8 from the free-throw line versus No. 5/4 Xavier (1/6/18)...Scored 15 points, grabbed four rebounds, added three assists and made two steals at DePaul (1/12/18)...Registered seven points and seven rebounds versus Butler (1/15/18)...Scored 11 points and grabbed nine rebounds versus Creighton (1/20/18)...Scored six points and grabbed four rebounds versus Seton Hall (1/31/18)...Scored 13 points and grabbed seven rebounds at Marquette (2/3/18)...Scored 16 points and grabbed six rebounds versus Georgetown (2/6/18)...Scored 12 points, grabbed six rebounds and made two steals versus DePaul (2/10/18)...Scored 11 points, grabbed eight rebounds and had three steals versus No. 3/2 Villanova (2/14/18)...Scored eight points and grabbed five rebounds at Butler (2/17/18)...Scored 11 points and grabbed seven rebounds versus No. 3/4 Xavier...Recorded six points and three steals versus St. John's (3/3/18)...Scored nine points and grabbed nine rebounds versus Creighton (3/8/18) in BIG EAST Quarterfinals...**Earned the Team's John Zannini Coaches Award (4/14/18).**

2016-17: Scored two points and grabbed six rebounds versus Vermont (11/14/16)...Scored five points and recorded three assists at Ohio State (11/17/16)...Scored seven points and grabbed three rebounds versus Grambling (11/19/16)...Scored four points and grabbed three rebounds versus St. Francis (11/21/16)...Had six rebounds versus Memphis (11/25/16)...Recorded five rebounds, two blocks and one steal versus New Hampshire (11/30/16)...Scored 6 points on 2-2 shooting from 3-point territory versus Brown (12/6/16)...Recorded six points and four rebounds versus UMass (12/10/16)... Scored five points and had three assists versus Wagner (12/17/16)...Registered a team-high 17 points at No. 17/17 Xavier (12/28/16)...Grabbed eight rebounds versus Georgetown (1/4/17)...Scored eight points, grabbed three rebounds and had three assists versus No. 10/10 Creighton (1/7/17)...Registered 12 points at DePaul (1/11/17)...Scored 12 points and added four assists at No. 1/2 Villanova (1/21/17)...Scored seven points in 10 minutes at Marquette (1/28/17)...Recorded eight points, three rebounds, three assists and two steals versus No. 22/21 Butler (2/11/17)...Scored 10 points and grabbed three rebounds versus Xavier 92/15/17)...Scored 11 points at No. 23/23 Creighton (2/22/17)...Scored 10 points versus Marquette (2/25/17)...Scored a team-high 18 points and shot 8-10 from the field at St. John's (3/4/17)... **Earned the Team's Unsung Hero Award (4/8/17).**

AT GEORGE MASON UNIVERSITY (2014-2015): Opened his collegiate career with five points against Cornell (11/14), finishing with three rebounds, one assist and hitting a three-pointer ... Earned first collegiate start at Northern Iowa (12/6), recording three rebounds, one steal and five points ... Posted first double-digit outing against Catawba (12/17) shooting 5-for-7 from the field, hitting 2-for-2 from long range to finish with 14 points, and added three assists and two rebounds ... Scored 14 points against Iowa (12/20) ... Hit six free throws against the Gaels, while also posting three rebounds, two assists and two steals ... Scored a career-high 22 points at Wright State (12/23) shooting 7-of-11 from the field and 6-for-7 from the charity stripe ... Contributed 13 points in Mason's win over La Salle (1/3) going 9-for-12 from the free throw line to set a career-high and secured five rebounds and three steals in the win ... Had eight points and seven rebounds at Richmond (1/8)...Posted nine points and six rebounds against Massachusetts (1/11) ... Contributed 11 points, five rebounds, two assists and one steal against Davidson (1/24) ... Scored 12 points and four rebounds at Duquesne (1/31) ... Recorded first collegiate double-double against VCU (2/4) with 12 points and a career-best 10 rebounds ... Followed suit with 11 points against Richmond (2/14), 12 points against Fordham (2/18) and 11 points against Rhode Island (2/21) ... Posted 13 points and seven rebounds at Dayton (2/25) ... Scored 18 points at Saint Louis (2/28) hitting a career-best four three-pointers and going 6-for-6 from the charity stripe ... Named A-10 Rookie of the Week for games played Feb. 23-March 1 ... Averaged 15.5 ppg, 5.0 rpg and 2.0 apg while shooting 71.4 percent from three-point range during the week ... Recorded 16 points, three rebounds, one assist and one steal at VCU (3/7) ... Finished season with an 18-point performance against Fordham (3/11) in the A-10 Tournament ... Finished the season fourth on the team in scoring, averaging 8.7 ppg ... Recorded 41 assists and 25 steals in his inaugural season ... Saw action in all 31 games and started 23 ... Averaged 26.2 minutes per game his freshman season.

HIGH SCHOOL: Played basketball at The Villages Charter where he earned All-State all four years competing for the Buffalo ... Averaged 17.0 points, 6.1 assists, 9.0 rebounds, 3.0 steals and 0.9 blocks per game as a senior ... Helped the Buffalo to the State Playoffs and a 25-3 season under the guidance of coach Dave Krakoff ... Played football for one year ... Attended Gainesville High School for three years ... Helped lead team to the 2013 Florida State Tournament Finals after averaging 16.0 ppg, 7.7 rpg, and 5.4 apg ... Named Gainesville Sun 2013 Big School Player of the Year ... Played AAU basketball for Florida Elite Black.

Name: Isaiah Jackson
Birthdate: February 27, 1995
Major: Undeclared
Family: Son of Gail Biggers
Favorite Athlete: Kobe Bryant
Favorite Movie: Friday
Favorite Food: Steak
Favorite Book: Jordan

AT GEORGE MASON STATS

Year	GP-GS	Min/Avg	Total		3-Point		Rebounds		PF-FO	Ast	TO	Blk	Stl	Pts/Avg
			FG-FGA	Pct	FG-FGA	Pct	FT-FTA	Pct						
2014-15	31-23	811/26.2	81-233	.348	31-87	.356	77-109	.706	32-88	41	63	1	25	270/8.7
TOTALS	31-23	811/26.2	81-233	.348	31-87	.356	77-109	.706	32-88	41	63	1	25	270/8.7

AT PROVIDENCE STATS

Year	GP-GS	Min/Avg	Total		3-Point		Rebounds		PF-FO	Ast	TO	Blk	Stl	Pts/Avg
			FG-FGA	Pct	FG-FGA	Pct	FT-FTA	Pct						
2016-17	33-11	552/16.7	64-133	.481	19-47	.404	38-51	.745	12-68	41	36	9	18	185/5.6
2017-18	35-10	709/20.3	76-205	.371	27-75	.360	79-101	.782	33-115	38	39	6	25	258/7.4
2018-19	33-7	870/26.4	99-249	.398	43-128	.336	84-101	.832	52-105	75	37	7	41	325/9.8
TOTAL	101-28	2131/21.1	239-587	.407	89-250	.356	201-253	.794	97-288	154	112	22	84	768/7.6

CAREER HIGHS
ISAIAH JACKSON

	OVERALL
MINUTES	40
POINTS	22
REBOUNDS	10
FIELD GOALS	8
FG ATTEMPTS	15
FG PCT.	1,000
FREE THROWS	9
FT ATTEMPTS	12
FT PCT	1,000
3PT	4
3PT FGA	7
3PT FG%	1,000
ASSISTS	6
TURNOVERS	5
BLOCKS	2
STEALS	5

BIG EAST

	BIG EAST
MINUTES	36
POINTS	21
REBOUNDS	9
FIELD GOALS	8
FG ATTEMPTS	14
FG PCT.	.800
FREE THROWS	9
FT ATTEMPTS	10
FT PCT	1,000
3PT	3
3PT FGA	6
3PT FG%	1,000
ASSISTS	6
TURNOVERS	4
BLOCKS	2
STEALS	4



Isaiah Jackson Career Game-By-Game...

2014-15...

DATE	OPP.	SCORE	POINTS	REB.	ASST.	STEALS
11/14/14	Cornell	L-68-60	5	3	1	0
11/16/14	Princeton	W-63-60	2	2	0	0
11/20/14	vs. West Virginia	L-91-65	2	3	3	0
11/21/14	vs. New Mexico	L-69-58	0	1	2	1
11/23/14	vs. Charleston	L-61-60	5	2	0	0
11/29/14	Manhattan	W-64-63	0	3	0	0
12/3/14	Old Dominion	L-75-69	0	0	0	0
12/6/14	at Northern Iowa	L-71-65 (OT)	5	3	0	1
12/17/14	Catawba	W-99-69	14	2	3	0
12/20/14	Iona	L-86-81	14	3	2	2
12/23/14	at Wright State	W-68-60	22	8	1	1
12/31/14	at #18 Oklahoma	L-61-43	9	4	0	3
1/3/15	La Salle	W-70-62	13	5	1	3
1/8/15	at Richmond	L-75-65	8	7	1	1
1/11/15	UMass	L-66-62	9	6	1	1
1/14/15	at St. Bonaventure	L-75-55	5	2	2	0
1/17/15	at George Washington	L-63-53	2	4	2	0
1/24/15	Davidson	L-80-73 (OT)	11	5	2	1
1/29/15	Saint Louis	W-68-60	7	8	2	1
1/31/15	at Duquesne	L-62-53	12	4	2	1
2/4/15	#18 VCU	L-72-60	12	10	1	1
2/7/15	at Saint Joseph's	L-58-54	0	2	2	0
2/11/15	at Davidson	L-92-71	12	3	3	1
2/14/15	Richmond	W-71-67 (OT)	11	4	2	0
2/18/15	Fordham	L-80-68	12	4	2	1
2/21/15	URI	L-71-56	11	6	0	0
2/25/15	at Dayton	L-76-63	13	7	2	0
2/28/15	at Saint Louis	W-78-50	18	3	2	2
3/4/15	George Washington	L-67-51	1	0	1	2
3/7/15	at VCU	L-71-60	16	3	1	1
3/11/15	vs. Fordham	L-71-65	18	3	1	1
Totals			270	120	41	25
			142	67	9	11
Totals			5.1 ppg	2.4 rpg	0.3 apg	0.4 spg

2016-17...

DATE	OPP.	SCORE	POINTS	REB.	ASST.	STEALS
11/14/16	Vermont	W-80-58	2	6	0	1
11/17/16	at Ohio State	L-72-67	5	2	3	0
11/19/16	Grambling	W-71-54	7	3	0	0
11/21/16	St. Francis	W-64-48	4	3	2	0
11/25/16	vs. Memphis	W-60-51	2	6	2	0
11/26/16	vs. #7 Virginia	L-63-52	0	1	0	0
11/30/16	New Hampshire	W-76-62	0	5	1	1
12/3/16	#21 Rhode Island	W-63-60	2	5	1	0
12/6/16	Brown	W-95-57	6	0	2	2
12/10/16	UMass	W-75-69	6	4	0	0
12/17/16	Wagner	W-76-54	5	1	3	0
12/20/16	Maine	W-79-59	5	1	0	0
12/23/16	at Boston College	L-79-67	4	2	2	1
12/28/16	at #17 Xavier	L-82-56	17	0	2	3
1/1/17	at #13 Butler	L-78-61	2	2	0	0
1/4/17	Georgetown	W-76-70	0	8	0	0
1/7/17	#10 Creighton	L-78-64	8	3	3	1
1/11/17	at DePaul	L-64-63	12	4	2	1
1/14/17	Seton Hall	W-65-61	2	2	0	0
1/16/17	at Georgetown	W-74-56	0	0	0	0
1/21/17	at #1 Villanova	L-78-68	12	0	4	2
1/25/17	St. John's	L-91-86	2	1	1	0
1/28/17	at Marquette	W-79-78	7	0	2	0
2/1/17	#4 Villanova	L-66-57	2	0	0	0
2/8/17	at Seton Hall	L-72-70 OT	3	1	1	0
2/11/17	#22 Butler	W-71-65	8	3	3	2
2/15/17	Xavier	W-75-63	10	3	1	2
2/22/17	at #23 Creighton	W-68-66	11	2	2	0
2/25/17	Marquette	W-73-69	10	1	0	0
2/28/17	DePaul	W-73-64	8	2	0	2
3/4/17	at St. John's	W-86-75	18	7	3	0
3/9/17	vs. Creighton-BET	L-70-58	3	1	1	0
3/15/17	vs. USC - NCAA	L-75-71	2	1	0	0
Totals			185	80	41	18
Totals			5.6 ppg	2.4 rpg	1.3 apg	0.6 spg

2017-18...

DATE	OPP.	SCORE	POINTS	REB.	ASST.	STEALS
11/10/17	Houston Baptist	W-84-55	11	4	1	2
11/13/17	#14 Minnesota	L-86-74	10	5	0	0
11/16/17	vs. Washington	W-77-70	2	1	2	0
11/17/17	vs. Saint Louis	W-90-63	2	4	3	0
11/22/17	Belmont	W-66-65	0	0	0	0
11/25/17	Boston College	W-86-66	0	1	0	0
11/29/17	Rider	W-88-86	0	0	1	0
12/2/17	at Rhode Island	L-75-68	0	0	0	0
12/6/17	Brown	W-77-72 OT	4	2	1	0
12/9/17	at UMass	L-72-63	9	1	0	1
12/17/17	Stony Brook	W-62-60	13	5	0	1
12/20/17	vs. Houston	L-70-59	10	5	0	0
12/22/17	Sacred Heart	W-89-75	17	6	6	1
12/28/17	at St. John's	W-94-72	3	2	0	1
12/31/17	at #25 Creighton	L-83-64	0	3	0	0
1/3/18	Marquette	L-95-90 OT	19	7	2	2
1/6/18	#5 Xavier	W-81-72	18	6	3	0
1/12/18	at DePaul	W-71-64	15	4	3	2
1/15/18	Butler	W-70-60	7	7	1	0
1/20/18	Creighton	W-85-71	11	9	0	0
1/23/18	at #1 Villanova	L-89-69	5	3	1	0
1/31/18	at Seton Hall	L-73-57	6	4	0	2
2/3/18	at Marquette	W-77-75	13	7	1	0
2/6/18	Georgetown	W-73-69	16	6	1	0
2/10/18	DePaul	L-80-63	12	6	3	2
2/14/18	#3 Villanova	W-76-71	11	8	0	3
2/17/18	at Butler	L-69-54	8	5	1	1
2/21/18	Seton Hall	L-89-77	3	3	1	1
2/24/18	at Georgetown	W-74-69	2	3	0	0
2/28/18	at #3 Xavier	L-84-74	13	7	0	0
3/3/18	St. John's	W-61-57	6	2	0	3
3/8/18	vs. Creighton-BET	W-72-68 OT	9	9	2	2
3/9/18	vs. #3 Xavier-BET	W-75-72 OT	0	8	2	1
3/10/18	vs. #2 Villanova-BET	L-76-66 OT	3	3	2	0
3/16/18	vs. Texas A&M-NCAA	L-73-69	0	1	0	0
			258	148	38	25

2018-19...

DATE	OPP.	SCORE	POINTS	REB.	ASST.	STEALS
11/6/18	Siena	W-77-67	16	3	4	0
11/9/18	vs. Wichita State	L-83-80	9	6	3	3
11/13/18	Holy Cross	W-70-61	8	8	1	5
11/17/18	vs. South Carolina	W-76-67	9	3	1	0
11/18/18	vs. #18 Michigan	L-66-47	0	5	1	1
11/24/18	Iona	W-91-79	13	6	1	2
11/27/18	Fairleigh Dickinson	W-69-59	11	5	4	1
12/1/18	Rhode Island	W-59-50	13	9	1	0
12/4/18	at Boston College	W-110-95 OT	12	2	3	1
12/7/18	UMass	L, 79-78	8	6	0	1
12/16/18	Central Connecticut	W-87-63	16	3	2	1
12/18/18	Albany	W-73-43	4	6	0	1
12/21/18	at Texas	W-71-65	12	3	1	1
12/31/18	Creighton	L-79-68	2	4	2	2
1/5/19	Villanova	L-65-59	11	6	2	1
1/12/19	at Georgetown	L-96-90 2OT	13	4	5	2
1/15/19	Seton Hall	W-72-63	5	3	1	0
1/20/19	at #15 Marquette	L-79-68	7	7	0	0
1/23/19	at Xavier	W-64-62	13	4	2	1
1/27/19	DePaul	W-70-67	4	4	4	4
1/30/19	at Seton Hall	L-65-63	9	7	2	0
2/2/19	at DePaul	L-67-55	3	3	3	3
2/6/19	Georgetown	L-76-67	7	4	4	2
2/9/19	at St. John's	W-70-56	12	7	3	0
2/13/19	at #13 Villanova	L-85-67	8	2	6	0
2/16/19	Xavier	L-75-61	7	3	0	2
2/20/19	St. John's	W-78-59	11	9	5	0
2/23/19	#11 Marquette	L-76-58	0	1	1	1
2/26/19	at Butler	W-73-67 OT	14	5	1	3
3/6/19	at Creighton	L-76-70 OT	21	8	4	0
3/9/19	Butler	W-83-70	20	5	2	0
3/13/19	vs. Butler-BET	W-80-57	13	5	3	1
3/14/19	vs. #25 Villanova-BET	L-73-62	14	1	3	2
			325	157	76	41
Totals			9.8 ppg	4.8 rpg	2.3 apg	1.2 spg

**Alpha Diallo #11**

Junior

G

6-7

213

New York, N.Y./Brewster Academy '16

2018-19: **Named Preseason All-BIG EAST First Team (10/25/18)**...Registered a double-double with 16 points and 11 rebounds versus Siena (11/6/18)...Recorded a double-double with 27 points and a game-high 10 rebounds while shooting 5-9 from three point territory versus Wichita State (11/9/18)...Scored 18 points, grabbed 10 rebounds and had three assists versus Holy Cross (11/13/18)... Scored 17 points, grabbed nine rebounds, had seven assists and made three steals versus South Carolina (11/17/18)...Scored 10 points and grabbed seven rebounds versus No. 18 Michigan (11/18/18)...Scored 23 points and grabbed nine rebounds versus Iona (11/22/18)... Registered 20 points and grabbed nine rebounds versus Fairleigh Dickinson (11/27/18)...Registered 15 points and three assists at Boston College (12/4/18)...Scored 21 points and grabbed seven rebounds versus UMass (12/7/18)...Scored 14 points and grabbed eight rebounds versus Central Connecticut (12/16/18)...Recorded a double-double with 20 points and 10 rebounds versus Albany (12/18/18)...Registered 20 points and six rebounds at Texas (12/21/18)...Scored 18 points and grabbed 10 rebounds versus Creighton (12/31/18)...Recorded 24 points, 13 rebounds and six assists at Georgetown (1/12/19)...Scored 15 points, grabbed eight rebounds and had five assists versus Seton Hall (1/15/19)...Scored 16 points and grabbed six rebounds at No. 15/13 Marquette (1/20/19)...Scored 11 points, grabbed six rebounds, had five assists and recorded five steals at Xavier (1/23/19)...Scored 20 points as he shot 14-14 from the free-throw line versus DePaul (1/27/19)...Scored 21 points, made four steals and had three assists at Seton Hall (1/30/19)...Scored 15 points and grabbed eight rebounds at DePaul (2/2/19)...Registered 22 points and grabbed six rebounds versus Georgetown (2/6/19)...Recorded 10 points, 15 rebounds and three assists at St. John's (2/9/19)...Scored 16 points and grabbed 11 rebounds versus St. John's (2/20/19)...Scored 19 points and grabbed six rebounds versus No. 11/10 Marquette (2/23/19)...Scored 14 points and grabbed seven rebounds at Butler (2/26/19)...Scored 13 points and grabbed 12 rebounds at Creighton (3/6/19)...**Named to the Second Team All-BIG EAST (3/10/19)**...**Named NABC All-District 1 Team (3/11/19)**...Scored 18 points, grabbed eight rebounds and had four assists versus Butler in the BIG EAST Tournament First Round (3/13/19)...Scored 14 points versus No. 25/25 Villanova in the BIG EAST Tournament Quarterfinals (3/14/19)...

2017-18: Scored eight points and grabbed five rebounds versus Houston Baptist (11/10/17)...Recorded 11 points, four rebounds and five assists versus Washington (11/16/17)...Scored 11 points and grabbed five rebounds versus Saint Louis (11/17/17)...Recorded 13 points and three rebounds versus Belmont (11/22/17)...Scored 15 points, after shooting 7-9 from the field, and grabbed four rebounds versus Boston College (11/25/17)...Recorded a double-double with 13 points, 11 rebounds and three blocks versus Rider (11/29/17)...Scored 17 points, shot 8-12 from the field and grabbed seven rebounds at Rhode Island (12/2/17)...Registered 11 points and four rebounds versus Brown (12/6/17)... Scored 16 points after shooting 3-4 from three-point territory and grabbed 12 rebounds at St. John's (12/28/17)...Scored 10 points, grabbed eight rebounds, had six assists and two steals at No. 25/23 Creighton (12/31/17)...Scored 16 points and grabbed eight rebounds versus Marquette (1/3/18)...Scored 11 points and made four steals versus No. 5/4 Xavier (1/6/18)...Scored 16 points and grabbed nine rebounds at DePaul (1/12/18)...Scored 10 points and grabbed five rebounds versus Butler (1/15/18)...Scored 21 points, grabbed 10 rebounds, had four assists and made two steals versus Creighton (1/20/18)...Scored 12 points and grabbed eight rebounds at No. 1 Villanova (1/23/18)...Scored 25 points and grabbed 10 rebounds versus Seton Hall (1/31/18)...Scored 16 points and grabbed three rebounds at Marquette (2/3/18)...Scored 11 points, grabbed 12 rebounds and made four steals versus Georgetown (2/6/18)...Scored 14 points, grabbed six rebounds and had two steals versus No. 3/2 Villanova (2/14/18)...Scored 11 points and grabbed nine rebounds at Butler (2/17/18)...Scored 10 points and grabbed eight rebounds versus Seton Hall (2/21/18)...Scored 14 points, grabbed five rebounds and had nine assists at Georgetown (2/24/18)...Scored 13 points versus No. 3/4 Xavier...Scored 13 points and grabbed seven rebounds versus St. John's (3/3/18)...Scored 19 points and grabbed nine rebounds versus Creighton in BIG EAST Quarterfinals (3/8/18)...Scored 17 points and grabbed six rebounds versus No. 3/2 Xavier in the BIG EAST Semifinals (3/9/18)...Recorded 22 points and 10 rebounds versus No. 2/3 Villanova (3/10/18) at the BIG EAST Finals...**Named to the BIG EAST All-Tournament Team (3/10/18)**...Scored 21 points, grabbed seven rebounds and had four assists vs. Texas A&M (3/16/18) in the First Round of the NCAA Tournament...**Earned the Team's Ryan Gomes Most Improved Player Award (4/14/18)**.

2016-17: Scored six points versus Vermont (11/14/16)...Scored seven points and grabbed three rebounds versus St. Francis (11/21/16)...Recorded six points, one rebound and two steals versus Memphis (11/25/16)...Scored four points and had two assists versus Brown (12/6/16)...Registered seven rebounds versus UMass (12/10/16)...Registered nine points, three rebounds and four assists versus Wagner (12/17/16)...Scored seven points and grabbed four rebounds versus Georgetown (1/4/17)...Scored eight points and grabbed five rebounds versus No. 10/10 Creighton (1/7/17)...Scored six points and grabbed five rebounds at DePaul (1/11/17)...Had five points and three rebounds at No. 1/2 Villanova (1/21/17)...Scored 18 points and grabbed eight rebounds versus St. John's (1/25/17)...Scored 18 points and grabbed three rebounds versus No. 4/4 Villanova (2/1/17)...Scored 15 points and grabbed five rebounds versus No. 22/21 Butler (2/11/17)...Scored four points, grabbed nine rebounds, recorded three assists and had two steals at No. 23/23 Creighton (2/22/17)...Scored five points and registered eight rebounds versus Marquette (2/25/17)...Scored eight points and grabbed eight rebounds versus DePaul (2/28/17)...Scored 17 points and had four assists at St. John's (3/4/17)...Scored 10 points and grabbed six rebounds versus Creighton (3/9/17) in BIG EAST Quarterfinals...Scored eight points and had three rebounds in the NCAA First Four against Southern California (3/15/17)...**Earned the Team's Marvin Barnes Defensive Player of the Year Award (4/8/17)**.

HIGH SCHOOL: Attended Frederick Douglass Academy (Harlem, N.Y.) and Brewster Academy (Wolfeboro, N.H.)...Averaged 16.5 points and 6.5 rebounds per game in 2015-16 at Brewster... Earned Second Team All NEPSAC honors in 2016...Played for Team Africa and helped squad place third in the Adidas Nations Tournament, averaging 20.5 points per game...Recorded a 30-point, 13-rebound effort in Adidas Nations Tournament...Played AAU basketball for Team Colorado Hawks...Rated as a 4-star recruit by ESPN.com, ranked 95th overall and 19th best small forward...Ranked 23rd best small forward by 247 Sports and the 27th best small forward by Scout.com.

PROFILE

Name: Alpha S. Diallo

Birthdate: June 29, 1997

Major: Management

Family: Son of Aissatou Diallo. Has two brothers, Mohamed and Aliou, and two sisters, Fatoumata and Asma.

Interests/Hobbies: Swimming, yoga, music, cooking

Favorite Teams: Denver Broncos, Los Angeles Lakers

Favorite Athletes: Kobe Bryant, Joe Johnson, Shaun Livingston

Favorite Movie: Paid In Full

Favorite Food: Mac and cheese

AT PROVIDENCE STATS

	Total				3-Point			Rebounds									
Year	GP-GS	Min/Avg	FG-FGA	Pct	FG-FGA	Pct	FT-FTA	Pct	Off-Def	Tot	Avg	PF-FO	Ast	TO	Blk	Stl	Pts/Avg
2016-17	33-16	705/21.4	59-145	.407	9-37	.243	62-84	.738	32-73	105	3.2	78-0	39	41	5	29	189/5.7
2017-18	32-31	983/30.7	160-343	.466	15-70	.214	88-120	.733	69-142	211	6.6	94-2	73	60	9	32	423/13.2
2018-19	33-33	1170/35.5	172-406	.424	40-116	.345	147-216	.681	85-180	265	8.0	85-4	102	90	16	50	531/16.1
TOTAL	98-80	2858/29.2	391-894	.437	64-223	.287	297-420	.707	186-395	581	5.9	257-6	214	191	30	111	1143/11.7

CAREER HIGHS**ALPHA DIALLO**

		OVERALL
MINUTES	45	Georgetown (1/12/19)
POINTS	27	Wichita State (11/9/18)
REBOUNDS	15	St. John's (2/9/19)
FIELD GOALS	9	Twice
FG ATTEMPTS	19	Texas A&M (3/16/18)
FG PCT.	1.00	Twice
FREE THROWS	14	DePaul (1/27/19)
FT ATTEMPTS	14	Twice
FT PCT	1.000	18 times
3PT	5	Wichita State (11/9/18)
3PT FGA	9	Twice
3PT FG%	1.000	Five times
ASSISTS	9	Georgetown (2/24/18)
TURNOVERS	6	Three times
BLOCKS	3	Rider (11/29/17)
STEALS	5	Xavier (1/23/19)

BIG EAST

		BIG EAST
	45	Georgetown (1/12/19)
	25	Seton Hall (1/31/18)
	15	St. John's (2/9/19)
	9	Twice
	15	Marquette (1/20/19)
	.714	Twice
	14	DePaul (1/27/19)
	14	DePaul (1/27/19)
	1.00	11 times
	4	Georgetown (1/12/19)
	9	Georgetown (1/12/19)
	1.000	Twice
	9	Georgetown (2/24/18)
	6	Twice
	1	Five times
	5	Xavier (1/23/19)



Alpha Diallo Career Game-By-Game...

2016-17...

DATE	OPP.	SCORE	POINTS	REB.	ASST.	STEALS
11/14/16	Vermont	W-80-58	6	0	0	0
11/17/16	at Ohio State	L-72-67	0	1	1	0
11/19/16	Grambling	W-71-54	0	3	1	0
11/21/16	St. Francis	W-64-48	7	3	0	1
11/25/16	vs. Memphis	W-60-51	6	1	0	2
11/26/16	vs. #7 Virginia	L-63-52	0	2	0	0
11/30/16	New Hampshire	W-76-62	2	0	0	1
12/3/16	#21 Rhode Island	W-63-60	0	1	0	1
12/6/16	Brown	W-95-57	4	1	2	1
12/10/16	UMass	W-75-69	1	7	0	0
12/17/16	Wagner	W-76-54	9	3	1	4
12/20/16	Maine	W-79-59	0	2	1	2
12/23/16	at Boston College	L-79-67	0	0	1	1
12/28/16	at #17 Xavier	L-82-56	3	1	2	0
1/1/17	at #13 Butler	L-78-61	2	0	0	0
1/4/17	Georgetown	W-76-70	7	4	2	1
1/7/17	#10 Creighton	L-78-64	8	5	0	0
1/11/17	at DePaul	L-64-63	6	5	1	1
1/14/17	Seton Hall	W-65-61	2	2	2	1
1/16/17	at Georgetown	W-74-56	1	2	0	0
1/21/17	at #1 Villanova	L-78-68	5	3	2	0
1/25/17	St. John's	L-91-86	18	8	4	1
1/28/17	at Marquette	W-79-78	2	3	3	1
2/1/17	#4 Villanova	L-66-57	18	2	2	1
2/8/17	at Seton Hall	L-72-70 OT	9	4	0	1
2/11/17	#22 Butler	W-71-65	15	5	2	0
2/15/17	Xavier	W-75-63	6	1	1	3
2/22/17	at #23 Creighton	W-68-66	4	9	3	2
2/25/17	Marquette	W-73-69	5	8	2	1
2/28/17	DePaul	W-73-64	8	8	1	0
3/4/17	at St. John's	W-86-75	17	1	4	1
3/9/17	vs. Creighton-BET	L-70-58	10	6	0	2
3/15/17	USC - NCAA	L-75-71	8	3	1	
Totals			189	105	39	29
			5.7 ppg	3.2 rpg	1.2 apg	0.9 spg

2018-19...

DATE	OPP.	SCORE	POINTS	REB.	ASST.	STEALS
11/6/18	Siena	W-77-67	16	11	5	0
11/9/18	vs. Wichita State	L-83-80	27	10	5	3
11/13/18	Holy Cross	W-70-61	18	10	3	0
11/17/18	vs. South Carolina	W-76-67	17	9	7	3
11/18/18	vs. #18 Michigan	L-66-47	10	7	3	1
11/24/18	Iona	W-91-79	23	9	2	2
11/27/18	Fairleigh Dickinson	W-69-59	20	9	2	2
1/12/18	Rhode Island	W-59-50	5	8	3	1
12/4/18	at Boston College	W-110-95 OT	15	6	3	2
12/7/18	UMass	L, 79-78	21	7	5	2
12/16/18	Central Connecticut	W-87-63	14	8	3	3
12/18/18	Albany	W-73-43	20	10	1	3
12/21/18	at Texas	W-71-65	20	6	2	2
12/31/18	Creighton	L-79-68	18	10	2	1
1/5/19	Villanova	L-65-59	10	7	1	4
1/12/19	at Georgetown	L-96-90 2OT	24	13	6	2
1/15/19	Seton Hall	W-72-63	15	8	5	0
1/20/19	at #15 Marquette	L-79-68	16	6	1	1
1/23/19	at Xavier	W-64-62	11	6	5	5
1/27/19	DePaul	W-70-67	20	9	2	0
1/30/19	at Seton Hall	L-65-63	21	5	3	4
2/2/19	at DePaul	L-67-55	15	8	4	2
2/6/19	Georgetown	L-76-67	22	6	0	1
2/9/19	at St. John's	W-70-56	10	15	3	0
2/13/19	at #13 Villanova	L-85-67	11	7	4	2
2/16/19	Xavier	L-75-61	7	2	2	0
2/20/19	St. John's	W-78-59	16	11	3	1
2/23/19	#11 Marquette	L-76-58	19	6	3	1
2/26/19	at Butler	W-73-67 OT	14	7	2	0
3/6/19	at Creighton	L-76-70 OT	13	12	2	1
3/9/19	Butler	W-83-70	11	9	4	1
3/13/19	vs. Butler-BET	W-80-57	18	8	4	0
3/14/19	vs. #25 Villanova-BET	L-73-62	14	3	2	2
Totals			531	265	102	50
			16.1 ppg	8.0 rpg	3.1 apg	1.5 spg

2017-18...

DATE	OPP.	SCORE	POINTS	REB.	ASST.	STEALS
11/10/17	Houston Baptist	W-84-55	8	5	2	1
11/13/17	#14 Minnesota	L-86-74	4	2	0	0
11/16/17	vs. Washington	W-77-70	11	4	5	1
11/17/17	vs. Saint Louis	W-90-63	11	5	2	1
11/22/17	Belmont	W-66-65	13	3	0	1
11/25/17	Boston College	W-86-66	15	4	1	0
11/29/17	Rider	W-88-84	13	11	1	1
12/2/17	at Rhode island	L-78-65	17	7	2	1
12/6/17	Brown	W-77-72 OT	11	4	0	0
12/20/17	vs. Houton	L-70-59	0	4	1	1
12/28/17	at St. John's	W-94-72	16	12	2	2
12/31/17	at #25 Creighton	L-83-64	10	8	6	2
1/3/18	Marquette	L-95-90 OT	16	8	3	0
1/6/18	#5 Xavier	W-81-72	11	0	2	4
1/12/18	at DePaul	W-71-64	16	9	0	1
1/15/18	Butler	W, 70-60	10	5	2	0
1/20/18	Creighton	W-85-71	21	10	4	2
1/23/18	at #1 Villanova	L-89-69	12	8	2	0
1/31/18	at Seton Hall	L-73-57	25	10	2	2
2/3/18	at Marquette	W-77-75	16	3	1	1
2/6/18	Georgetown	W-73-69	11	12	3	4
2/10/18	DePaul	L-80-63	2	7	0	0
2/14/18	#3 Villanova	W-76-71	14	6	3	2
2/17/18	at Butler	L-69-54	11	9	1	1
2/21/18	Seton Hall	L-89-77	10	8	2	0
2/24/18	at Georgetown	W-74-69	14	5	9	1
2/28/18	at #3 Xavier	L-84-74	13	3	3	0
3/3/18	St. John's	W-61-57	13	7	2	0
3/8/18	vs. Creighton-BET	W-72-68 OT	19	9	3	0
3/9/18	vs. #3 Xavier-BET	W-75-72 OT	17	6	3	0
3/10/18	vs. #2 Villanova-BET	L-76-66 OT	22	10	2	2
3/16/18	vs. Texas A&M-NCAA	L-73-69	21	7	4	1
Totals			422	211	73	32
			13.2ppg	6.6 rpg	2.3 apg	1.0 spg



Drew Edwards #25
RS Junior

G

6-4

190

Perry Hall, Md./Calvert Hall '15

2018-19: Scored four points at Texas (12/21/18)...Scored 19 points, grabbed five rebounds, registered three assists and had three steals at Georgetown (1/12/19)...Scored six points at Xavier (1/23/19)...Scored 13 points versus DePaul (1/27/19)...Scored six points as he was 2-3 from three-point territory at Seton Hall (1/30/19)...Scored eight points and was 2-3 from three-point territory versus Xavier (2/16/19)...

2017-18: Scored four points and had two rebounds versus Houston Baptist (11/10/17)...Scored 11 points and had four rebounds versus Washington (11/16/17)...Scored nine points and grabbed three rebounds at UMass (12/9/17)... Scored nine points and grabbed five rebounds versus Sacred Heart (12/22/17)...Scored five points versus DePaul (2/10/18).

2016-17: Made his season debut versus St. Francis (11/21/16) and scored four points on 2-3 shooting...Scored six points against Brown (12/6/16)...Recorded five points, three rebounds and two steals versus UMass (12/10/16)...

2015-16: Made his collegiate debut versus Harvard (11/14/15) and scored a basket...Registered five rebounds versus Brown (11/21/15)...Scored four points in 12 minutes against Hartford (12/2/15)...Registered three rebounds versus Boston College (12/5/15)...Registered 17 points, five steals, three assists, and two rebounds versus Bryant (12/12/15)...Scored five points and grabbed two rebounds at UMass (12/21/15)...Scored 10 points and grabbed five rebounds at No. 9 Butler (12/31/15)...Scored six points and grabbed two rebounds at Creighton (1/12/16)...Scored three points, grabbed three rebounds, and had two assists versus Butler (1/19/16)...Scored two points and had one assist versus No. 7/8 Xavier (1/26/16)...Registered two points, two rebounds, and one assist at No. 8/7 Xavier (2/17/16)...Scored seven points versus No. 3/2 Villanova (3/11/16)... Scored two points, added two assists, and grabbed one rebound in the NCAA First Round game versus Southern California (3/17/16)...Tallied two points, two assists, and one rebound in the NCAA Second Round game versus North Carolina (3/19/16)...

High School: Attended Calvert Hall College High School...Captained his team during his junior and senior seasons...Averaged 18 points and 7.0 rebounds as a senior...Scored over 1,500 points in his career...Named First Team All-Metro twice (2014, 2015)...Earned Baltimore Catholic League First Team honors in 2015... Earned All-MIAA First Team accolades three years (2013-15)...Averaged 15 points and was named first-team All-Maryland Interscholastic Athletic Association A Conference and All-Baltimore Catholic League as a junior...Led Calvert to a 28-6 record and a runner-up finish in the BCL tournament in 2014...Played under Coach John Bauresfeld at Calvert... Ranked the No. 4 prospect in Maryland by Max Preps...Ranked as a four star recruit and 42nd at his position by ESPN.com... Played on the Maryland 3D AAU club under Coach David Thurston and Tank Duckett.

PROFILE

Name: Drew Edwards

Nickname: Drewski

Birthdate: May 20, 1997

Major: Management

Family: Son of Darryle and Jan Edwards. Has a brother, Darryle, and a sister, Danielle

Favorite Team: Houston Rockets

Favorite Athlete: Michael Jordan

Favorite Movie: Transformers

Favorite Food: Chicken and rice

Biggest Thrill in Sports: Game winning shot

Year	GP-GS	Min/Avg	Total		3-Point		FT-FTA		Rebounds		Avg	PF-FO	Ast	TO	Blk	Stl	Pts/Avg
			FG-FGA	Pct	FG-FGA	Pct	Pct	Pct	Off-Def	Tot							
2015-16	33-0	342/10.4	26-79	.329	10-36	.278	17-28	.607	17-35	52	1.6	43-1	23	7	4	12	79/2.4
2016-17	8-0	86/10.8	8-19	.421	3-6	.500	5-10	.500	0-5	5	0.6	10-0	2	5	1	4	24/3.0
2017-18	33-0	335/10.2	22-66	.333	4-26	.154	19-23	.826	14-35	49	1.5	38-0	14	17	2	16	67/2.0
2018-19	29-0	321/11.1	23-69	.333	14-41	.341	30-35	.857	9-27	36	1.2	30-0	16	11	4	17	90/3.1
TOTAL	103-0	1084/10.5	79-233	.339	31-109	.284	71-96	.740	40-102	142	1.4	121-1	55	40	11	49	260/2.5

CAREER HIGHS DREW EDWARDS

MINUTES
POINTS
REBOUNDS
FIELD GOALS
FG ATTEMPTS
FG PCT.
FREE THROWS
FT ATTEMPTS
FT PCT
3PT
3PT FGA
3PT FG%
ASSISTS
TURNOVERS
BLOCKS
STEALS

29
19
7
6
10
1.000
4
4
1.000
5
9
1.000
3
3
1
5
Twice
Georgetown (1/12/19)
Stony Brook (12/12/17)
Bryant (12/12/15)
Bryant (12/12/15)
four Times
Twice
Five times
16 times
Bryant (12/12/15)
Bryant (12/12/15)
Six times
Twice
Rider (11/29/17)
Seven times
Bryant (12/12/15)

BIG EAST

29
19
5
5
7
1.000
4
4
1.000
3
6
1.000
3
2
1
3
Georgetown (1/12/19)
Georgetown (1/12/19)
Butler (12/31/15)
Georgetown (1/12/19)
Three times
Twice
DePaul (1/27/19)
Three times
Eight times
Georgetown (1/12/19)
Xavier (1/23/19)
Four times
Georgetown (1/12/19)
Twice
Four times
Georgetown (1/12/19)



Drew Edwards Career Game-By-Game...

2015-16...

DATE	OPP.	SCORE	POINTS	REB.	ASST.	STEALS
11/14/15	Harvard	W-76-64	2	1	0	0
11/18/15	Illinois	W-60-59	0	0	0	0
11/21/15	Brown	W-94-73	1	5	2	0
11/23/15	NJIT	W-83-76	0	0	0	0
11/27/15	vs. #11 Arizona	W-69-65	0	0	0	0
12/2/15	Hartford	W-89-66	4	0	0	0
12/5/15	at Rhode Island	W-74-72	0	1	0	0
12/9/15	Boston College	W-66-51	2	3	0	2
12/12/15	Bryant	W-74-67	17	2	3	5
12/19/15	Rider	W-73-65	2	2	2	0
12/21/15	at UMass	W-90-66	5	2	1	0
12/31/15	at #9 Butler	W-81-73	10	5	0	0
1/2/16	St. John's	W-83-65	2	4	2	0
1/5/16	Marquette	L-65-64	0	1	1	1
1/12/16	at Creighton	W-50-48	6	2	0	1
1/16/16	Seton Hall	L-81-72	1	4	2	2
1/19/16	#18 Butler	W-71-68	3	3	2	0
1/24/16	at #4 Villanova	W-82-76	0	0	0	0
1/26/16	#7 Xavier	L-75-68	2	1	0	0
1/30/16	at Georgetown	W-73-69	0	0	1	0
2/2/16	at DePaul	L-77-70	4	2	1	0
2/6/16	#3 Villanova	L-72-60	0	0	0	0
2/10/16	at Marquette	L-96-91 2OT	0	1	1	0
2/13/16	Georgetown	W-75-72	0	0	0	0
2/17/16	at #8 Xavier	L-85-74	2	2	1	0
2/25/16	at Seton Hall	L-70-52	0	1	0	0
2/27/16	DePaul	W-87-66	5	3	0	0
3/2/16	Creighton	W-70-66	2	1	0	0
3/5/16	at St. John's	W-90-76	2	2	0	0
3/10/16	vs. Butler-BET	W-74-60	0	0	0	0
3/11/16	vs. #3 Villanova-BET	L-76-68	7	2	0	0
3/17/16	vs. USC - NCAA	W-70-69	2	1	2	0
3/19/16	vs. UNC - NCAA	L-85-66	2	1	2	0
Totals			79	52	23	12
			2.4 ppg	1.6 rpg	0.7 apg	0.4 spg

2016-17...

DATE	OPP.	SCORE	POINTS	REB.	ASST.	STEALS
11/21/16	St. Francis	W-64-48	4	0	0	1
11/26/16	vs. #7 Virginia	L-63-52	0	0	0	0
11/30/16	New Hampshire	W-76-62	3	0	0	0
12/3/16	#21 Rhode Island	W-63-60	0	0	0	0
12/6/16	Brown	W-95-57	6	0	0	1
12/10/16	UMass	W-75-69	5	3	1	2
12/17/16	Wagner	W-76-54	4	0	1	0
12/16/20	Maine	W-79-59	2	2	0	0
Totals			24	5	2	4
			3.0 ppg	0.6 rpg	0.3 apg	0.5 spg

2017-18...

DATE	OPP.	SCORE	POINTS	REB.	ASST.	STEALS
11/10/17	Houston Baptist	W-84-55	4	2	1	1
11/13/17	#14 Minnesota	L-86-74	2	0	0	0
11/16/17	vs. Washington	W-77-70	11	4	0	1
11/17/17	vs. Saint Louis	W-90-63	2	0	1	1
11/22/17	Belmont	W-66-65	0	0	0	0
11/25/17	Boston College	W-86-66	4	0	0	0
11/29/17	Rider	W-88-84	4	4	0	1
12/2/17	at Rhode Island	L-75-68	2	1	0	0
12/6/17	Brown	W-77-72 OT	0	4	1	1
12/9/17	at UMass	L-72-63	9	3	0	1
12/17/17	Stony Brook	W-62-60	0	7	0	0
12/20/17	vs. Houston	L-70-59	2	2	2	1
12/22/17	Sacred Heart	W-89-75	9	5	2	2
12/28/17	at St. John's	W-94-72	0	2	0	0
12/31/17	at #25 Creighton	L-83-64	4	3	0	0
1/3/18	Marquette	L-95-90 OT	0	4	1	0
1/12/18	at DePaul	W-71-64	0	0	1	2
1/15/18	Butler	W-70-60	2	0	0	0
1/20/18	Creighton	W-85-71	0	0	1	0
1/23/18	at #1 Villanova	L-89-69	0	0	0	0
1/31/18	at Seton Hall	L-73-57	2	1	2	0
2/6/18	Georgetown	W-73-69	0	1	0	0
2/10/18	DePaul	L-80-63	5	1	0	1
2/14/18	#3 Villanova	W-76-71	0	1	2	0
2/17/18	at Butler	L-69-54	0	0	0	0
2/21/18	Seton Hall	L-89-77	0	0	0	0
2/24/18	at Georgetown	W-74-69	0	0	0	0
2/28/18	at #3 Xavier	L-84-74	0	1	0	0
3/3/18	St. John's	W-62-57	0	0	0	1
3/8/18	vs. Creighton-BET	W-72-68 OT	2	0	0	1
3/9/18	vs. #3 Xavier-BET	W-75-72 OT	0	0	0	0
3/10/18	vs. #2 Villanova-BET	L-76-66 OT	3	3	0	2
3/16/18	vs. Texas A&M-NCAA	L-73-69	0	0	0	0
Totals			67	49	14	16
			2.0 ppg	1.5 rpg	0.4 apg	0.5 spg

2018-19...

DATE	OPP.	SCORE	POINTS	REB.	ASST.	STEALS
11/6/18	Siena	W-77-67	0	0	0	0
11/9/18	vs. Wichita State	L-83-80	0	0	0	0
11/13/18	Holy Cross	W-70-61	0	0	2	0
11/18/18	vs. #18 Michigan	L-66-47	0	0	0	1
11/27/18	Fairleigh Dickinson	W-69-59	0	0	0	0
12/1/18	Rhode Island	W-59-50	0	0	0	0
12/4/18	at Boston College	W-110-95 OT	0	0	0	0
12/16/18	Central Connecticut	W-87-63	0	0	0	0
12/18/18	Albany	W-73-43	2	1	0	0
12/21/18	at Texas	W-71-65	4	1	0	0
12/31/18	Creighton	L-79-68	0	0	0	0
1/5/19	Villanova	L-65-59	0	3	1	0
1/12/19	at Georgetown	L-96-90 2OT	19	5	3	3
1/15/19	Seton Hall	W-72-63	5	0	1	1
1/20/19	at #15 Marquette	L-79-68	5	0	0	2
1/23/19	at Xavier	W-64-62	6	1	0	0
1/27/19	DePaul	W-70-67	13	1	1	1
1/30/19	at Seton Hall	L-65-63	6	1	1	1
2/2/19	at DePaul	L-67-55	3	3	1	1
2/6/19	Georgetown	L-76-67	2	1	1	2
2/9/19	at St. John's	W-70-56	4	4	1	1
2/13/19	at #13 Villanova	L-85-67	5	3	0	2
2/16/19	Xavier	L-75-61	8	0	1	0
2/20/19	St. John's	W-78-59	2	2	1	1
2/23/19	#11 Marquette	L-76-58	0	1	1	0
3/6/19	at Creighton	L-76-70 OT	3	3	1	0
3/9/19	Butler	W-83-70	3	4	0	0
3/13/19	vs. Butler-BET	W-80-57	0	0	0	0
3/14/19	vs. #25 Villanova-BET	L-73-62	0	2	0	0
Totals			90	36	16	17
			3.1 ppg	1.2 rpg	0.5 apg	0.6 spg

**Maliek White #4**

Junior

G

6-3

190

Richmond, Va./George Wythe High School '16

2018-19: Scored eight points and five assists versus Holy Cross (11/13/18)...Scored five points and grabbed two rebounds versus No. 18 Michigan (11/18/18)...Scored six points and had six assists versus Iona (11/24/18)...Scored 10 points at Boston College (12/4/18)...Scored 18 points and had six assists versus Central Connecticut (12/16/18)...Scored 16 points and recorded four assists versus Albany (12/18/18)...Registered nine points and five assists at Texas (12/21/18)...Scored 13 points and had three assists versus Creighton (12/31/18)...Recorded seven points, two rebounds, and three assists at Xavier (1/23/19)...Scored eight points at No. 13/13 Villanova (2/13/19)...Scored 11 points and was 3-5 from three point territory versus St. John's (2/20/19)...Recorded seven points and made three steals at Creighton (3/6/19)...Recorded five points, three rebounds and six assists versus Butler (3/9/19)...Scored 19 points, had five assists and three steals versus Butler in the BIG EAST Tournament First Round (3/13/19)...Registered six points and three assists versus No. 25/25 Villanova in the BIG EAST Tournament Quarterfinals (3/14/19)...

2017-18: Scored 13 points and shot 5-7 from the field versus Houston Baptist (11/10/17)...Registered four points and six assists versus Washington (11/16/17)...Scored 11 points and was 4-4 from the field versus Saint Louis (11/17/17)...Scored six points versus Rider (11/29/30)...Scored 10 points, grabbed five rebounds, and made four steals versus Brown (12/6/17)...Scored five points

versus Seton Hall (1/31/18)...Scored 11 points and was 3-5 from three-point territory at Butler (2/17/18)...Scored nine points versus Seton Hall (2/21/18)...Scored 15 points versus No. 3/4 Xavier...Scored six points and grabbed three rebounds versus St. John's (3/3/18)..

2016-17: Scored four points and grabbed two rebounds versus Vermont (11/14/16)...Scored five points, grabbed four rebounds, and dished out 4 assists versus Brown (12/6/16)...Scored seven points versus Wagner (12/17/16)...Registered five points and two steals versus Maine (12/20/16)...Recorded four points and five rebounds versus No. 10/10 Creighton (1/7/17)...Scored five points and had two assists at Georgetown (1/16/17)...Scored six points and had two assists versus St. John's (1/25/17)...Scored six points and had two assists at Marquette (1/28/17)...Grabbed five rebounds and had five assists at Seton Hall (2/8/17)...Registered seven points and had two steals versus Xavier (2/15/17)... **Named one of the Team's Most Promising Prospects (4/8/17).**

HIGH SCHOOL: Attended George Wythe High School (Richmond, Va.)...Averaged 19.8 points, eight rebounds, eight assists in 2016....Led George Wythe to a state title in 2015...Named 3A East Region Player of the Year...Named Conference 26 Player of the Year...Averaged 30.5 points, 5 rebounds, 4.5 assists, 1.5 blocks, 1.5 steals per game during the state tournament in 2015...Shot 64.5 percent from the field, including 53.8 percent on three point field goals during the state tournament...Averaged 17.4 points per game and 5.9 assists per game in 28 regular season games in 2015...Rated as a 4 star recruit and #28 point guard in the nation by Scout.com...Ranked as 34th best point guard in the nation and eighth best player in Virginia by ESPN.com.

PROFILE

Name: Maliek A. White

Birthdate: June 6, 1998

Major: Social Science

Family: Son of Dennis White and Tameka Washington. Has a brother, Mahki, and a sister, Mahogany.

Interests/Hobbies: Basketball

Favorite Teams: Philadelphia 76ers, New York Knicks

Favorite Athlete: Allen Iverson, Carmelo Anthony

Favorite Movies: Friday, 300

Favorite Food: Alfredo pasta

Biggest Thrill in Sports: Rivalry games

AT PROVIDENCE STATS

			Total		3-Point				Rebounds								
Year	GP-GS	Min/Avg	FG-FGA	Pct	FG-FGA	Pct	FT-FTA	Pct	Off-Def	Tot	Avg	PF-FO	Ast	TO	Blk	Stl	Pts/Avg
2016-17	33-0	379/11.5	32-84	.381	12-37	.324	6-11	.545	5-28	33	1.0	35-0	44	32	2	20	82/2.5
2017-18	25-1	325/13.0	42-95	.442	16-47	.340	19-31	.613	4-22	26	1.0	21-0	19	18	3	17	119/4.8
2018-19	32-18	716/22.4	72-193	.373	31-92	.337	27-40	.675	7-54	61	1.9	49-1	75	44	8	34	202/6.3
TOTAL	90-19	1420/15.8	146-372	.392	59-176	.335	52-82	.634	16-104	120	1.3	105-1	138	94	13	71	403/4.5

**CAREER HIGHS
MALIEK WHITE**

MINUTES	35	Butler (3/9/19)
POINTS	19	Butler (3/13/19)
REBOUNDS	5	Three times
FIELD GOALS	8	Butler (3/13/19)
FG ATTEMPTS	11	Four times
FG PCT.	1.00	Four times
FREE THROWS	6	Rider (11/29/17)
FT ATTEMPTS	8	Rider (11/29/17)
FT PCT	1.000	10 times
3PT	3	Four times
3PT FGA	6	Butler (3/13/19)
3PT FG%	1.000	Four times
ASSISTS	6	Four times
TURNOVERS	5	St. John's (2/20/19)
BLOCKS	1	Four times

BIG EAST

35	Butler (3/9/19)
15	Xavier (2/28/18)
5	Twice
7	Georgetown (1/12/19)
11	Two times
.750	Georgetown (1/4/17)
2	Twice
4	Three times
1.000	Five times
3	Twice
5	Three times
1.000	Georgetown (1/4/17)
6	Butler (3/9/19)



Maliek White Career Game-By-Game...

2016-17...

DATE	OPP.	SCORE	POINTS	REB.	ASST.	STEALS
11/14/16	Vermont	W-80-58	4	2	1	1
11/17/16	at Ohio State	L-72-67	0	1	1	0
11/19/16	Grambling	W-71-54	3	0	2	0
11/21/16	St. Francis	W-64-48	0	0	1	0
11/25/16	vs. Memphis	W-60-51	0	0	0	1
11/26/16	vs. #7 Virginia	L-63-52	0	0	1	0
11/30/16	New Hampshire	W-76-62	3	0	2	0
12/3/16	#21 Rhode Island	W-63-60	0	0	0	0
12/6/16	Brown	W-95-57	5	4	4	2
12/10/16	UMass	W-75-69	2	0	1	0
12/17/16	Wagner	W-76-54	7	1	0	0
12/20/16	Maine	W-79-59	5	2	3	2
12/23/16	at Boston College	L-79-67	2	1	4	2
12/28/16	at #17 Xavier	L-82-56	2	0	0	0
1/1/17	at #13 Butler	L-78-61	0	0	0	0
1/4/17	Georgetown	W-76-70	7	0	0	0
1/7/17	#10 Creighton	L-78-64	4	5	2	2
1/11/17	at DePaul	L-64-63	5	1	1	1
1/14/17	Seton Hall	W-65-61	0	1	0	0
1/16/17	at Georgetown	W-74-56	5	0	2	1
1/21/17	at #1 Villanova	L-78-68	0	0	0	0
1/25/17	St. John's	L-91-86	6	0	2	0
1/28/17	at Marquette	W-79-78	6	0	2	0
2/1/17	#4 Villanova	L-66-57	1	2	2	4
2/8/17	at Seton Hall	L-72-70 OT	2	5	5	0
2/11/17	#22 Butler	W-71-65	1	0	0	0
2/15/17	Xavier	W-75-63	7	0	0	2
2/22/17	at #23 Creighton	W-68-66	3	0	1	0
2/25/17	Marquette	W-73-69	0	0	2	0
2/28/17	DePaul	W-73-64	0	4	1	0
3/4/17	at St. John's	W-86-75	2	1	0	1
3/9/17	vs. Creighton-BET	L-70-58	4	1	0	1
3/15/17	vs. USC - NCAA	L-75-71	0	0	4	0
Totals			2.5 ppg	1.0 rpg	1.3 apg	0.6 spg

2018-19...

DATE	OPP.	SCORE	POINTS	REB.	ASST.	STEALS
11/6/18	Siena	W-77-67	2	1	1	1
11/9/18	vs. Wichita State	L-83-80	3	1	1	0
11/13/18	Holy Cross	W-70-61	8	0	5	1
11/17/18	vs. South Carolina	W-76-67	0	1	0	0
11/18/18	vs. #18 Michigan	L-66-47	5	2	0	0
11/24/18	Iona	W-91-79	6	1	6	0
12/1/18	Rhode Island	W-59-50	4	4	2	1
12/4/18	at Boston College	W-110-95 OT	10	2	2	0
12/7/18	UMass	L-79-78	8	2	4	0
12/16/18	Central Connecticut	W-87-63	18	3	6	0
12/18/18	Albany	W-73-43	16	3	4	2
12/21/18	at Texas	W-71-65	9	3	5	2
12/31/18	Creighton	L-79-68	13	3	3	0
1/5/19	Villanova	L-65-59	4	2	3	0
1/12/19	at Georgetown	L-96-90 2OT	1	1	0	1
1/15/19	Seton Hall	W-72-63	7	4	0	3
1/20/19	at #15 Marquette	L-79-68	3	3	0	0
1/23/19	at Xavier	W-64-62	7	2	3	1
1/27/19	DePaul	W-70-67	2	0	0	1
1/30/19	at Seton Hall	L-65-63	4	3	0	1
2/2/19	at DePaul	L-67-55	0	2	2	3
2/6/19	Georgetown	L-76-67	4	3	0	0
2/9/19	at St. John's	W-70-56	3	0	2	1
2/13/19	at #13 Villanova	L-85-67	8	1	0	1
2/16/19	Xavier	L-75-61	4	0	0	1
2/20/19	St. John's	W-78-59	11	3	2	4
2/23/19	#11 Marquette	L-76-58	0	2	1	0
2/26/19	at Butler	W-73-67 OT	5	2	1	0
3/6/19	at Creighton	L-76-70 OT	7	0	2	3
3/9/19	Butler	W-83-70	5	3	6	1
3/13/19	vs. Butler-BET	W-80-57	19	3	5	3
3/14/19	vs. #25 Villanova-BET	L-73-62	6	1	3	1
Totals			6.3 ppg	1.9 rpg	2.3 apg	1.1 spg

2017-18...

DATE	OPP.	SCORE	POINTS	REB.	ASST.	STEALS
11/10/17	Houston Baptist	W-84-55	13	1	0	2
11/13/17	#14 Minnesota	L-86-74	2	2	1	0
11/16/17	vs. Washington	W-77-70	4	1	6	0
11/17/17	vs. Saint Louis	W-90-63	11	2	1	0
11/22/17	Belmont	W-66-65	3	1	1	2
11/25/17	Boston College	W-86-66	7	3	1	0
11/29/17	Rider	W-88-84	6	1	0	0
12/2/17	at Rhode island	L-75-68	3	1	0	1
12/6/17	Brown	W-77-72 OT	10	5	0	4
1/20/18	Creighton	W-85-71	3	0	0	2
1/23/18	at #1 Villanova	L-89-69	4	0	1	1
1/31/18	at Seton Hall	L-73-57	5	1	1	0
2/3/18	at Marquette	W-77-75	1	0	1	0
2/6/18	Georgetown	W-73-69	2	0	0	0
2/10/18	DePaul	L-80-63	3	0	0	1
2/14/18	#3 Villanova	W-76-71	2	1	0	0
2/17/18	at Butler	L-69-54	11	3	0	0
2/21/18	Seton Hall	L-89-77	9	1	0	0
2/24/18	at Georgetown	W-74-69	2	1	0	0
2/28/18	at #3 Xavier	L-84-74	15	1	1	2
3/3/18	St. John's	W-61-57	6	3	2	1
3/8/18	vs. Creighton-BET	W-72-68 OT	1	1	1	1
3/9/18	vs. #3 Xavier-BET	W-75-72 OT	0	0	0	0
3/10/18	vs. #2 Villanova-BET	L-76-66	0	0	1	0
3/16/18	vs. Texas A&M - NCAA	L-73-69	0	0	1	0
Totals			4.8 ppg	1.0 rpg	0.8 apg	0.7 spg



Kalif Young #13

Junior

F

6-9

250

Vaughan, Ontario/Orangeville, Prep '16

2018-19: Scored six points and grabbed 10 rebounds versus Holy Cross (11/13/18)...Scored four points and grabbed seven rebounds versus Iona (11/24/18)...Scored five points and grabbed four rebounds versus Fairleigh Dickinson (11/27/18)...Scored six points and grabbed five rebounds versus Albany (12/18/18)...Registered four points, eight rebounds and three steals at Texas (12/21/18)...Scored five points and grabbed four rebounds versus Creighton (12/31/18)...Scored six points and grabbed six rebounds versus Seton Hall (1/15/19)...Recorded seven points and four rebounds at Xavier (1/23/19)...Scored 12 points and made two steals at Creighton (3/6/19)...Scored seven points, grabbed eight rebounds and made four blocks versus Butler (3/9/19)...

2017-18: Scored 10 points and grabbed four rebounds versus Houston Baptist (11/10/17)...Scored 11 points versus #14 Minnesota (11/13/17)...Scored 12 points, registered five rebounds and made two steals versus Washington (11/16/17)...Scored seven points versus Saint Louis (11/17/17)...Grabbed nine rebounds versus Boston College (11/25/17)...Scored six points and grabbed four rebounds at Rhode Island (12/2/17)...Scored six points and had five rebounds versus Brown (12/16/17)...Scored 10 points and grabbed six rebounds versus Sacred Heart (12/22/17)...Scored seven points and grabbed six rebounds at St.

John's (12/28/17)...Scored 10 points and grabbed seven rebounds versus Marquette (1/3/18)...Scored eight points, grabbed eight rebounds, made two blocks, and made two steals versus Butler (1/15/18)...Scored eight points and had five rebounds versus Creighton (1/20/18)...Scored two points and grabbed eight rebounds at No. 1 Villanova (1/23/18)...Scored 11 points and grabbed seven rebounds versus Georgetown (2/6/18)...Scored six points and grabbed nine rebounds versus DePaul (2/10/18)...Grabbed seven rebounds versus No. 3/2 Villanova (2/14/18)...Scored five points and grabbed 10 rebounds versus Seton Hall (2/21/18)...**Earned the Team's Lenny Wilkens Hustle Award (4/14/18).**

2016-17: Scored two points and grabbed five rebounds versus Vermont (11/14/16)...Grabbed five rebounds at Ohio State (11/17/16)...Recorded 16 points and six rebounds versus St. Francis (11/21/16)...Scored nine points and grabbed six rebounds against Brown (12/6/16)...Scored six points and grabbed two rebounds versus UMass (12/10/16)...Scored seven points versus Wagner (12/17/16)...Scored eight points and grabbed three rebounds versus Maine (12/20/16)...Registered five points and five rebounds at No. 17/17 Xavier (12/28/16)...Recorded five rebounds versus Georgetown (1/4/17)...Scored nine points and grabbed nine rebounds versus No. 10/10 Creighton (1/7/17)...Scored two points and grabbed eight rebounds at Georgetown (1/16/17)...Scored six points versus No. 4/4 Villanova (2/1/17)...Scored four points and grabbed four rebounds versus Marquette (2/25/17)...Scored four points and had three rebounds versus DePaul (2/28/17)...Scored six points and grabbed a game-high 11 rebounds at St. John's (3/4/17)... **Named one of the Team's Most Promising Prospects (4/8/17).**

HIGH SCHOOL: Attended Orangeville Prep (Mono, Ontario)...Averaged 15 points, 12 rebounds and three assists per game in 2016 at Orangeville Prep ...Played in the Biosteel All-Canadian Games, which featured the top 24 high school players in Canada; scored 20 points and registered nine rebounds, named MVP for Team Red.

PROFILE

Name: Kalif K. Young

Birthdate: April 5, 1997

Major: Management

Family: Son of Paula Johnson and Tony Young. Has a brother, Kyral.

Interests/Hobbies: Music and watching documentaries

Favorite Team: Toronto Raptors

Favorite Athlete: LaMarcus Aldridge

Favorite Movie: He Got Game

Favorite Food: Omelettes

Favorite Book: The Great Gatsby

Biggest Thrill in Sports: Close games and competing against the best.

AT PROVIDENCE STATS

Year	GP-GS	Min/Avg	Total		3-Point		FT-FTA		Rebounds		PF-FO	Ast	TO	Blk	Stl	Pts/Avg
			FG-FGA	Pct	FG-FGA	Pct	FT-FTA	Pct	Off-Def	Tot						
2016-17	33-5	432/13.1	44-85	.518	0-1	.000	17-46	.370	46-60	106	3.2	56-0	13	33	17	12 105/3.2
2017-18	35-25	582/16.6	60-111	.541	0-0	.000	30-61	.492	49-93	142	4.1	71-2	22	30	21	14 150/4.3
2018-19	32-14	505/15.8	49-104	.471	2-5	.400	19-37	.514	49-81	130	4.1	60-0	20	15	24	15 119/3.7
TOTAL	100-44	1519/15.2	153-300	.510	2-6	.333	66-144	.458	144-234	378	3.8	187-2	55	78	62	41 374/3.7

CAREER HIGHS

KALIF YOUNG

MINUTES	28	Twice
POINTS	16	St. Francis (11/21/16)
REBOUNDS	11	St. John's (3/4/17)
FIELD GOALS	5	Three times
FG ATTEMPTS	8	Four times
FG PCT.	1.000	11 times
FREE THROWS	6	St. Francis (11/21/16)
FT ATTEMPTS	9	St. Francis (11/21/16)
FT PCT	1.000	Nine times
3PT	1	Twice
3PT FGA	1	Three times
3PT FG%	1.000	Butler (2/26/19)
ASSISTS	4	Marquette (1/3/18)
TURNOVERS	3	Three Times
BLOCKS	4	Butler (3/9/19)
STEALS	3	Twice

OVERALL

BIG EAST

28	Marquette (1/3/18)
12	Creighton (3/6/19)
11	St. John's (3/4/17)
4	Four times
8	Creighton (1/7/17)
1.000	10 times
3	Twice
5	Three times
1.000	Sixtimes
1	Twice)
1	Three times
1.000	Twice
4	Marquette (1/3/18)
3	Twice
4	Butler (3/9/19)
3	Butler (1/1/17)



Kalif Young Career Game-By-Game...

2016-17...

DATE	OPP.	SCORE	POINTS	REB.	ASST.	STEALS
11/14/16	Vermont	W-80-58	2	5	1	2
11/17/16	at Ohio State	L-72-67	0	5	0	0
11/19/16	Grambling	W-7-54	1	1	0	0
11/21/16	St. Francis	W-64-48	16	6	0	0
11/25/16	vs. Memphis	W-60-51	2	0	0	0
11/26/16	vs. #7 Virginia	L-63-52	0	0	0	0
11/30/16	New Hampshire	W-76-62	2	3	2	0
12/3/16	#21 Rhode Island	W-63-60	0	1	1	0
12/6/16	Brown	W-95-57	9	6	0	1
12/10/16	UMass	W-75-69	6	2	0	0
12/17/16	Wagner	W-76-54	7	1	2	1
12/20/16	Maine	W-79-59	8	3	1	0
12/23/16	at Boston College	L-70-67	2	6	0	0
12/28/16	at #17 Xavier	L-82-56	5	5	0	0
1/1/17	at #13 Butler	L-78-61	0	5	1	3
1/4/17	Georgetown	W-76-70	0	5	0	0
1/7/17	#10 Creighton	L-78-64	9	9	0	0
1/11/17	at DePaul	L-64-63	4	0	0	1
1/14/17	Seton Hall	W-65-61	4	4	0	1
1/16/17	at Georgetown	W-74-56	2	8	2	1
1/21/17	at #1 Villanova	L-78-68	0	0	0	0
1/25/17	St. John's	L-91-86	3	0	0	0
1/28/17	at Marquette	W-79-78	0	3	0	0
2/1/17	#4 Villanova	L-66-57	6	1	0	0
2/8/17	at Seton Hall	L-72-70 OT	2	3	0	0
2/11/17	#22 Butler	W-71-65	0	2	1	1
2/15/17	Xavier	W-75-63	2	0	0	0
2/22/17	at #23 Creighton	W-68-66	0	1	0	0
2/25/17	Marquette	W-73-69	4	4	0	1
2/28/17	DePaul	W-73-64	4	3	1	0
3/4/17	at St. John's	W-86-75	6	11	0	0
3/9/17	vs. Creighton-BET	L-70-58	0	3	1	0
3/15/17	vs. USC - NCAA	L-75-71	0	0	0	0
Totals			3.2 ppg	3.2 rpg	0.4 apg	0.3 spg

2018-19...

DATE	OPP.	SCORE	POINTS	REB.	ASST.	STEALS
11/6/18	Siena	W-77-67	0	4	2	0
11/9/18	vs. Wichita State	L-83-80	3	1	0	1
11/13/18	Holy Cross	W-70-61	6	10	0	1
11/17/18	vs. South Carolina	W-76-67	3	2	1	0
11/17/18	vs. #18 Michigan	L-66-47	0	2	1	1
11/24/18	Iona	W-91-79	4	7	1	0
11/27/18	Fairleigh Dickinson	W-69-59	5	4	0	0
12/1/18	Rhode Island	W-59-50	4	3	2	0
12/4/18	at Boston College	W-110-95 OT	4	4	0	0
12/7/18	UMass	L-79-78	4	3	0	0
12/16/18	Central Connecticut	W-87-63	4	4	0	0
12/18/18	Albany	W-73-43	6	5	0	0
12/21/18	at Texas	W-71-65	4	8	2	3
12/31/18	Creighton	L-79-68	5	4	1	0
1/5/19	Villanova	L-65-59	0	6	1	0
1/12/19	at Georgetown	L-96-90 2OT	6	0	1	0
1/15/19	Seton Hall	W-72-63	6	6	0	1
1/20/19	at #15 Marquette	L-79-68	2	2	1	0
1/23/19	at Xavier	W-64-62	7	4	0	1
1/27/19	DePaul	W-70-67	0	5	1	0
1/30/19	at Seton Hall	L-65-63	4	4	0	1
2/2/19	at DePaul	L-67-55	2	3	2	0
2/6/19	Georgetown	L-76-67	2	4	0	0
2/9/19	at St. John's	W-70-56	4	3	0	0
2/13/19	at #13 Villanova	L-85-67	6	4	1	0
2/16/19	Xavier	L-75-61	0	7	0	1
2/23/19	#11 Marquette	L-76-58	0	1	0	1
2/26/19	at Butler	W-73-67 OT	5	2	0	0
3/6/19	at Creighton	L-76-70 OT	12	2	0	2
3/9/19	Butler	W-83-70	7	8	2	2
3/13/19	vs. Butler-BET	W-80-57	4	4	0	1
3/14/19	vs. #25 Villanova-BET	L-73-62	0	2	1	0
Totals			3.7 ppg	4.1 rpg	0.6 apg	0.5 spg

2017-18...

DATE	OPP.	SCORE	POINTS	REB.	ASST.	STEALS
11/10/17	Houston Baptist	W-84-55	10	4	0	0
11/13/17	#14 Minnesota	L-86-74	11	2	0	0
11/16/17	vs. Washington	W-77-70	12	5	0	2
11/17/17	vs. Saint Louis	W-90-63	7	2	0	1
11/22/17	Belmont	W-66-65	4	7	0	1
11/25/17	Boston College	W-86-66	2	9	1	0
11/29/17	Rider	W-88-84	0	1	0	0
12/2/17	at Rhode Island	L-75-68	6	4	1	1
12/6/17	Brown	W-77-72 OT	6	5	0	1
12/9/17	at UMass	L-72-63	0	1	0	0
12/17/17	Stony Brook	W-62-60	0	2	1	0
12/20/17	vs. Houston	L-70-59	3	3	0	1
12/22/17	Sacred Heart	W-89-75	10	6	2	0
12/28/18	at St. John's	W-94-72	7	6	1	1
12/31/17	at #25 Creighton	L-83-64	0	2	1	0
1/3/18	Marquette	L-95-90 OT	10	7	4	0
1/6/18	#5 Xavier	W-81-72	2	5	0	1
1/12/18	at DePaul	W-71-64	0	0	0	0
1/15/19	Butler	W, 70-60	8	8	0	2
1/20/18	Creighton	W-85-71	8	5	0	0
1/23/18	at #1 Villanova	L-89-69	2	8	0	1
1/31/18	at Seton Hall	L-73-57	3	4	0	0
2/3/18	at Marquette	W-77-75	2	0	1	0
2/6/18	Georgetown	W-73-69	11	7	1	1
2/10/18	DePaul	L-80-63	6	9	1	0
2/14/18	#3 Villanova	W-76-71	3	7	2	0
2/17/18	at Butler	L-69-54	4	1	1	0
2/21/18	Seton Hall	L-89-77	5	10	1	0
2/24/18	at Georgetown	W-74-69	2	4	0	0
2/28/18	at #3 Xavier	L-84-74	0	2	1	0
3/3/18	St. John's	W-61-57	0	2	0	0
3/8/18	vs. Creighton-BET	W-72-68	2	0	0	0
3/9/18	vs. #3 Xavier-BET	W-75-72 OT	0	0	0	0
3/10/18	vs. #2 Villanova-BET	L-76-66	2	1	0	0
3/16/18	vs. Texas A&M - NCAA	L-73-69	2	3	2	1
Totals			4.3 ppg	4.1 rpg	0.6 apg	0.4 spg

**Makai Ashton-Langford #1****Sophomore****G****6-3****185****Worcester, Mass./Brewster Academy '17**

2018-19: Scored four points versus Siena (11/6/18)...Scored six points and had three assists versus Fairleigh Dickinson (11/27/18)...Scored eight points, registered five assists and recorded two steals versus Central Connecticut (12/16/18)...Scored seven points and five assists versus Albany (12/18/18)...Scored five points and grabbed four rebounds at Texas (12/21/18)...Scored 10 points and recorded three assists versus Creighton (12/31/18)...Shot 6-9 from the field (4-4 from three) and scored 20 points versus Villanova (1/5/19)...Scored four points and had five assists versus Seton Hall (1/15/19)...Scored nine points and added two assists versus Georgetown (2/6/19)...Scored eight points versus No. 11/10 Marquette (2/23/19)...Scored seven points, grabbed six rebounds and recorded four assists at Butler (2/26/19)...

2017-18: Scored eight points, had three assists and grabbed three rebounds versus Houston Baptist (11/10/17)...Scored six points versus #14 Minnesota (11/13/17)...Scored 11 points and was 5-5 from the field versus Saint Louis (11/17/17)...Scored seven points and was 3-6 from the field versus Boston College (11/25/17)...Scored 10 points versus Rider (11/29/30)...Scored 12 points, grabbed six rebounds and had three assists at Rhode Island (12/2/17)...Scored 11 points, recorded seven assists and had five rebounds versus Brown (12/6/17)...Scored nine points and recorded six assists at UMass (12/9/17)...Scored nine points and grabbed four rebounds versus Stony Brook (12/17/17)...Scored six points and grabbed three rebounds versus Houston (12/20/17)...Had eight assists and five rebounds versus Sacred Heart (12/22/17)...Scored five points at No. 25/23 Creighton (12/31/17)...Scored seven points and made two steals versus DePaul (2/10/18)...Scored five points at Butler (2/17/18)...Scored 11 points versus No. 3/4 Xavier...Scored four points and grabbed three rebounds versus No. 3/2 Xavier (3/9/18) in the BIG EAST Semifinals...**Earned the Team's Coca-Cola Most Promising Prospect Award (4/14/18).**

HIGH SCHOOL: Attended Brewster Academy in Wolfeboro, N.H. ... Played varsity basketball for Coach Jason Smith at Brewster ... Led Brewster to a 33-0 mark and the National Prep Championship ... Averaged 18 points, five rebounds, and seven assists at Brewster in 2017... Attended Cushing Academy in 2016 where he averaged 22 points, four rebounds and six assists per game as he helped his team win the AA New England Prep School Championship ... Played AAU basketball for the Mass Rivals where he was coached by Vin Pastore ... Won 21 consecutive games and captured four tournament titles, including the Uprising Summer Championship in Las Vegas last July ... Averaged 15.5 points, 4.3 rebounds and 3.3 assists while playing the Mass Rivals on the Adidas Gauntlet circuit in 2016 ... Ranked No. 36 overall and No. 11 point guard by ESPN, No. 33 overall and No. 10 point guard by Scout.com, No. 37 overall by CBS 247 and No. 44 overall by Rivals.com.

PROFILE

Name: Makai J. Ashton-Langford

Birthdate: October 3, 1998

Major: Undeclared

Family: Son of Sacha and Demarr Langford. Has one sister, Shaniya, and four brothers, Demarr, Cashius, Jalen, and Naz.

Interests/Hobbies: Netflix

Favorite Team: Washington Wizards, Golden State Warriors, Portland Trailblazers

Favorite Athlete: John Wall, Stephen Curry, Damian Lillard

Favorite Movie: Stomp Tha Yard

Favorite Food: Pizza, Hamburger

Favorite Book: Cat In The Hat

Biggest Thrill in Sports: Come from behind win

AT PROVIDENCE STATS

			Total		3-Point		Rebounds										
Year	GP-GS	Min/Avg	FG-FGA	Pct	FG-FGA	Pct	FT-FTA	Pct	Off-Def	Tot	Avg	PF-FO	Ast	TO	Blk	Stl	Pts/Avg
2017-18	31-4	406/13.1	47-124	.379	3-25	.120	33-63	.524	4-48	52	1.7	44-1	52	43	5	20	130/4.2
2018-19	31-3	541/17.5	44-126	.349	16-51	.314	15-23	.652	1-47	48	1.5	58-1	70	52	7	20	119/3.8
TOTAL	62-7	947/15.3	91-250	.364	19-76	.250	48-86	.558	5-95	100	1.6	102-2	122	95	12	40	249/4.0

CAREER HIGHS**MAKAI ASHTON-LANGFORD**

MINUTES	36	Georgetown (1/12/19)
POINTS	20	Villanova (1/5/19)
REBOUNDS	6	Twice
FIELD GOALS	6	Villanova (1/5/19)
FG ATTEMPTS	11	Brown (12/6/17)
FG PCT.	1.000	Four times
FREE THROWS	5	Stony Brook (12/17/17)
FT ATTEMPTS	9	Twice
FT PCT	1.000	Eight times
3PT	4	Villanova (1/5/19)
3PT FGA	4	Three times
3PT FG%	1.000	Four times
ASSISTS	8	Twice
TURNOVERS	5	Brown (12/6/17)
BLOCKS	2	UMass (12/9/17)
STEALS	4	UMass (12/9/17)

OVERALL**BIG EAST**

36	Georgetown (1/12/19)
20	Villanova (1/5/19)
6	Butler (2/26/19)
6	Villanova (1/5/19)
9	Villanova (1/5/19)
1.000	Twice
4	Villanova (1/5/19)
6	Villanova (1/5/19)
1.000	Twice
4	Villanova (1/5/19)
4	Four times
1.000	Twice
8	Georgetown (1/12/19)
4	Seton Hall (1/30/19)
1	Twice
3	Xavier (1/23/19)



Makai Ashton-Langford Career Game-By-Game...

2017-18...

DATE	OPP.	SCORE	POINTS	REB.	ASST.	STEALS
11/10/17	Houston Baptist	W-84-55	8	3	3	1
11/13/17	#14 Minnesota	L- 86-74	6	1	1	0
11/16/17	vs. Washington	W-77-70	2	0	2	1
11/17/17	vs. Saint Louis	W-90-63	11	1	3	1
11/22/17	Belmont	W-66-65	0	4	3	0
11/25/17	Boston College	W-86-66	7	1	0	0
11/29/30	Rider	W-88-84	10	1	0	0
12/2/17	at Rhode Island	L-75-68	12	6	3	1
12/6/17	Brown	W-77-72 OT	11	5	7	1
12/9/17	at UMass	L-72-63	9	1	6	4
12/17/17	Stony Brook	W-62-60	9	0	4	2
12/20/17	vs. Houston	L-70-59	6	3	2	0
12/22/17	Sacred Heart	W-89-75	1	5	8	2
12/28/17	at St. John's	W-94-72	0	1	1	0
12/31/17	at #25 Creighton	L-83-64	5	2	1	1
1/3/18	Marquette	L-95-90	0	0	2	0
1/6/18	#5 Xavier	W-81-72	2	1	1	1
1/12/18	at DePaul	W-71-64	0	1	1	0
1/15/18	Butler	W-70-60	0	0	1	0
1/20/18	Creighton	W-85-71	0	0	0	0
1/23/18	at #1 Villanova	L-89-69	2	1	0	0
1/31/18	at Seton Hall	L-73-57	0	0	0	0
2/3/18	at Marquette	W-77-75	2	1	0	1
2/6/18	Georgetown	W-73-69	0	0	0	0
2/10/18	DePaul	L-80-63	7	1	0	2
2/17/18	at Butler	L-69-54	5	3	1	1
2/21/18	Seton Hall	L-89-77	0	0	1	0
2/28/18	at #3 Xavier	L-84-74	11	3	3	0
3/8/18	vs. Creighton-BET	W-72-68 OT	0	0	0	0
3/9/18	vs. #3 Xavier-BET	W-75-72 OT	4	3	1	1
3/10/18	vs. #2 Villanova-BET	L-76-66	0	0	1	0
			130	52	52	20
Totals			4.2 ppg	1.7 rpg	1.7 apg	0.7 spg

2018-19...

DATE	OPP.	SCORE	POINTS	REB.	ASST.	STEALS
11/6/18	Siena	W-77-67	4	0	0	0
11/9/18	vs. Wichita State	L-83-80	0	0	1	0
11/13/18	Holy Cross	W-70-61	0	0	0	0
11/17/18	vs. South Carolina	W-76-67	4	0	0	0
11/18/18	vs. #18 Michigan	L-66-47	0	1	0	0
11/27/18	Fairleigh Dickinson	W-69-59	6	1	3	2
12/1/18	Rhode Island	W-59-50	0	0	0	0
12/4/18	at Boston College	W-110-95 OT	0	0	0	0
12/16/18	Central Connecticut	W-87-63	8	2	5	0
12/18/18	Albany	W-73-43	7	3	5	1
12/21/18	at Texas	W-71-65	5	4	1	0
12/31/18	Creighton	L-79-68	10	1	3	0
1/5/19	Villanova	L-65-59	20	2	1	0
1/12/19	at Georgetown	L-96-90 2OT	0	3	8	0
1/15/19	Seton Hall	W-72-63	4	2	5	2
1/20/19	at #15 Marquette	L-79-68	2	5	7	0
1/23/19	at Xavier	W-64-62	2	0	3	3
1/27/19	DePaul	W-70-67	2	2	3	2
1/30/19	at Seton Hall	L-65-63	5	4	5	1
2/2/19	at DePaul	L-67-55	4	2	1	2
2/6/19	Georgetown	L-76-67	9	2	2	2
2/9/19	at St. John's	W-70-56	2	3	3	0
2/13/19	at #13 Villanova	L-85-67	0	1	2	0
2/16/19	Xavier	L-75-61	5	0	2	0
2/20/19	St. John's	W-78-59	3	0	0	1
2/23/19	#11 Marquette	L-76-58	8	2	1	0
2/26/19	at Butler	W-73-67 OT	7	6	4	1
3/6/19	at Creighton	L-76-70 OT	0	0	0	0
3/9/19	Butler	W-83-70	0	0	0	0
3/13/19	vs. Butler-BET	W-80-57	0	0	2	0
3/14/19	vs. #25 Villanova-BET	L-73-62	2	2	2	2
			119	48	69	21
Totals			3.8 ppg	1.5 rpg	2.3 apg	0.7 spg

**Andrew Fonts #24****Sophomore****G****6-2****175****Portsmouth, RI./Portsmouth Abbey School '17**

2018-19: Scored two points versus Albany (12/18/18)...

2017-18: Scored two points versus Saint Louis (11/17/17)...

HIGH SCHOOL: Attended Portsmouth Abbey School in Portsmouth, RI... Played varsity basketball for Coach Clarence Chenoweth at Portsmouth Abbey School... Averaged 27 points, 6.0 rebounds, and 5.0 assists his senior year... Scored a career-high 46 points versus St. Georges School (2017)... Played AAU basketball for the Middlesex Magic... Named to the All-New England Class B team, All-USA Rhode Island Team, and Providence Journal All-State Winter Independent Stars in 2017.

PROFILE

Name: Andrew L. Fonts

Birthdate: July 10, 1999

Major: Management

Family: Son of Meghan and Raul Fonts. Has two brothers, Matthew and Luke.

Favorite Team: New York Knicks, New York Mets, New York Jets

Favorite Athlete: Russell Westbrook, Roger Federer

Favorite Movie: Like Mike

Favorite Food: Steak

Favorite Book: Of Mice and Men

Biggest Thrill in Sports: Scoring 1,000 points in high school

AT PROVIDENCE STATS

			Total		3-Point		Rebounds												
Year	GP-GS	Min/Avg	FG-FGA	Pct	FG-FGA	Pct	FT-FTA	Pct	Off-Def	Tot	Avg	PF-FO	Ast	TO	Blk	Stl	Pts/Avg		
2017-18	8-0	9/1.1	1-3	.333	0-1	.000	0-0	.000	0-0	0	0.0	1-0	0	0	0	1	2/0.3		
2018-19	7-0	10/1.4	2-4	.500	0-1	.000	0-0	.000	0-0	0	0.0	1-0	0	1	0	1	4/0.6		
TOTAL	15-0	19/1.3	3-7	.429	0-2	.000	0-0	.000	0-0	0	0.0	2-0	0	1	0	2	6/0.4		

CAREER HIGHS**Andrew Fonts**

MINUTES

3

Albany (12/18/18)

POINTS

2

Twice

REBOUNDS

0

FIELD GOALS

1

Twice

FG ATTEMPTS

2

Houston Baptist (11/10/17)

FG PCT.

1.000

Twice

FREE THROWS

0

FT ATTEMPTS

0

FT PCT

0

3PT

0

3PT FGA

1

Butler (3/9/19)

3PT FG%

0

ASSISTS

0

TURNOVERS

0

BLOCKS

0

STEALS

1

Houston Baptist (11/10/17)

OVERALL**BIG EAST**

1

Three

1

Butler (3/9/19)



Nate Watson #0
Sophomore

C

6-10

250

Arlington, Va./Bishop O'Connell HS '17

2018-19: Was 5-5 from the field, scored 10 points and grabbed six rebounds versus Siena (11/6/18)...Scored 15 points and grabbed seven rebounds as he shot 6-7 from the field versus Holy Cross (11/13/18)... Scored nine points and grabbed a career-high eight rebounds versus South Carolina (11/17/18)...Scored 10 points and grabbed four rebounds versus No. 18 Michigan (11/18/18)...Scored 13 points and was 5-6 from the free-throw line versus Iona (11/24/18)...Scored 10 points and grabbed seven rebounds versus Fairleigh Dickinson (11/27/18)...Scored 12 points, grabbed seven rebounds and made three blocks versus Rhode Island (12/1/18)...Scored 19 points and grabbed 10 rebounds, while shooting 5-7 from the free-throw line at Boston College (12/4/18)...Scored 14 points and grabbed five rebounds versus UMass (12/7/18)...Scored 14 points and grabbed five rebounds versus Central Connecticut (12/16/18)...Scored 21 points as he shot 9-11 from the field at Georgetown (1/12/19)...Scored 21 points and grabbed five rebounds at No. 15/13 Marquette (1/20/19)...Recorded 11 points, six rebounds and three blocks at Xavier (1/23/19)...Scored 14 points and grabbed five rebounds versus DePaul (1/27/19)... Scored 18 points and grabbed five rebounds at St. John's (2/9/19)...Scored 18 points and grabbed six rebounds at No. 13/13 Villanova (2/13/19)...Scored 16 points versus Xavier (2/16/19)...Scored 21 points and grabbed nine rebounds versus St. John's (2/20/19)...Scored 21 points and grabbed five rebounds at Butler (2/26/19)...Scored 15 points and registered five rebound versus No. 25/25 Villanova in the BIG EAST Tournament Quarterfinals (3/14/19)... (

2017-18: Scored nine points and grabbed six rebounds versus Houston Baptist (11/10/17)...Scored 12 points and was 5-7 from the field...Scored five points versus Washington (11/16/17)...Scored seven points and grabbed three rebounds versus Saint Louis (11/17/17)...Scored nine points and grabbed five rebounds versus Boston College (11/25/17)...Scored nine points versus Rider (11/29/17)...Registered 10 points as he was 4-4 from the field at Rhode Island (12/2/17)...Scored 15 points and grabbed three rebounds versus Stony Brook (12/17/17)...Scored eight points versus Sacred Heart (12/22/17)...Scored nine points and grabbed three rebounds at St. John's (12/28/17)...Scored 20 points as he was 7-11 from the field and 6-7 from the free-throw line at No. 25/23 Creighton (12/31/17)...Scored nine point and was 4-6 from the field versus Marquette (1/3/18)...Scored six points and registered three blocks and two steals versus Seton Hall (1/31/18)...Scored six points at Marquette (2/3/18)...Scored five points versus Georgetown (2/6/18)...Scored 14 points versus DePaul (2/10/18)...Scored six points versus Seton Hall (2/21/18)...Scored 12 points, grabbed three rebounds, made three blocks and had two steals at Georgetown (2/24/18)...Scored nine points and grabbed three rebounds versus St. John's (3/3/18)...Scored 14 points and was 5-6 from the field versus No. 3/2 Xavier (3/9/18) in the BIG EAST Semifinals (3/9/18)...Scored five points vs. Texas A&M (3/16/18) in the First Round of the NCAA Tournament...**Earned the Team's Coca-Cola Most Promising Prospect (4/14/18).**

HIGH SCHOOL: Attended Bishop O'Connell High School in Washington, D.C. ...Played varsity basketball for Coach Joe Wooten ...Averaged 19 points and 10 rebounds per game in 2017 in the Catholic League... Averaged 17.0 points and 9.2 rebounds per game in 2016...Played for the DC Premier AAU Team coached by Fred Howse...Ranked No. 66 overall and No.13 center by Scout.com, No. 84 overall by Rivals.com, and No. 3 in the state by ESPN... Named to the All-Met First Team (2016, 2017) and a 2017 nominee for McDonald's All-America Team.

PROFILE

Name: Nate D. Watson

Birthdate: October 19, 1998

Major: Undeclared

Family: Son of Christie Brown and Nate Watson. Has two brothers, Khari and Jaden, and two sisters, Laurie and Kierra.

Interests/Hobbies: Drawing

Favorite Team: Oklahoma City Thunder

Favorite Athlete: Anthony Davis, Demarcus Cousins

Favorite Movie: Rush Hour 3, Paul Blart Mall Cop

Favorite Food: Pizza

Favorite Book: Eragon

AT PROVIDENCE STATS

			Total		3-Point		Rebounds												
Year	GP-GS	Min/Avg	FG-FGA	Pct	FG-FGA	Pct	FT-FTA	Pct	Off-Def	Tot	Avg	PF-FO	Ast	TO	Blk	Stl	Pts/Avg		
2017-18	35-9	483/13.8	91-153	.595	0-0	.000	55-79	.696	29-39	68	1.9	71-0	4	29	26	7	237/6.8		
2018-19	33-19	778/23.6	143-243	.588	0-1	.000	96-150	.640	73-97	170	5.2	77-1	14	44	23	10	382/11.6		
TOTAL	68-28	1261/18.5	234-396	.591	0-1	.000	151-229	.659	102-136	238	3.5	148-1	18	73	49	17	619/9.1		

CAREER HIGHS NATE WATSON

MINUTES	38	Georgetown (1/12/19)
POINTS	21	Four times
REBOUNDS	10	Boston College (12/4/18)
FIELD GOALS	9	Georgetown (1/12/19)
FG ATTEMPTS	14	Marquette (1/20/19)
FG PCT.	1.000	Three times
FREE THROWS	8	Twice
FT ATTEMPTS	15	UMass (12/7/18)
FT PCT	1.000	14 times
3PT	0	
3PT FGA	0	
3PT FG%		
ASSISTS	2	Two
TURNOVERS	3	Five times
BLOCKS	4	Xavier (1/6/17)
STEALS	2	Twice

OVERALL

BIG EAST

38	Georgetown (1/12/19)
21	Four times
8	Villanova (1/5/19)
9	Georgetown (1/12/19)
14	Marquette (1/20/19)
.857	DePaul (1/27/19)
8	St. John's (2/9/19)
10	St. John's (2/9/19)
1.000	Nine Times
2	DePaul (1/27/19)
3	Three times
4	Xavier (1/6/17)
2	Twice



Nate Watson Career Game-By-Game...

2017-18...

DATE	OPP.	SCORE	POINTS	REB.	ASST.	STEALS
11/10/17	Houston Baptist	W-84-55	9	6	0	1
11/13/17	#14 Minnesota	L-86-74	12	3	0	0
11/16/17	vs. Washington	W-77-70	5	0	0	0
11/17/17	vs. Saint Louis	W-90-63	7	3	0	0
11/22/17	Belmont	W-66-65	2	3	0	0
11/25/17	Boston College	W-86-66	9	5	0	0
11/29/17	Rider	W-88-84	9	2	0	0
12/2/17	at Rhode Island	L-75-68	10	2	0	0
12/6/17	Brown	W-77-72 OT	2	1	0	0
12/9/17	at UMass	L-72-63	5	1	0	0
12/17/17	Stony Brook	W-62-60	15	3	0	0
12/20/17	vs. Houston	L-70-59	3	1	1	0
12/22/17	Sacred Heart	W-89-75	8	1	0	0
12/28/17	at St. John's	W-94-72	9	3	0	0
12/31/17	at #25 Creighton	L-83-64	20	1	0	1
1/3/18	Marquette	L-95-90 OT	9	2	0	1
1/6/18	#5 Xavier	W-81-72	0	1	0	0
1/12/18	at DePaul	W-71-64	2	1	0	0
1/15/18	Butler	W-70-60	0	1	0	0
1/20/18	Creighton	W-85-71	3	2	0	0
1/23/18	at #1 Villanova	L-89-69	2	4	0	0
1/31/18	at Seton Hall	L-73-57	6	1	0	2
2/3/18	at Marquette	L-77-75	6	1	0	0
2/6/18	Georgetown	W-73-69	5	1	0	0
2/10/18	DePaul	L-80-63	14	3	0	0
2/14/18	#3 Villanova	W-76-71	2	1	0	0
2/17/18	at Butler	L-69-54	4	1	1	0
2/21/18	Seton Hall	L-89-77	6	1	0	0
2/24/18	at Georgetown	W-74-69	12	3	1	2
2/28/18	at #3 Xavier	L-84-74	6	2	0	0
3/3/18	St. John's	W-61-57	9	3	1	0
3/8/18	vs. Creighton-BET	W-72-68 OT	2	0	0	0
3/9/18	vs. #3 Xavier-BET	W-75-72 OT	14	4	0	0
3/10/18	vs. #2 Villanova-BET	L-76-66 OT	5	0	0	0
3/16/18	vs. Texas A&M - NCAA	L-73-69	5	1	0	0
			237	68	4	7
Totals			6.8 ppg	1.9 rpg	0.1 apg	0.2 spg

2018-19...

DATE	OPP.	SCORE	POINTS	REB.	ASST.	STEALS
11/6/18	Siena	W-77-67	10	6	2	0
11/9/18	vs. Wichita State	L-83-80	2	2	0	0
11/13/18	Holy Cross	W-70-61	15	7	0	1
11/17/18	vs. South Carolina	W-76-67	9	8	1	0
11/18/18	vs. #18 Michigan	L-66-47	10	4	1	0
11/24/18	Iona	W-91-79	13	2	0	0
11/27/18	Fairleigh Dickinson	W-69-59	10	7	0	1
12/1/18	Rhode Island	W-59-50	12	7	0	0
12/4/18	at Boston College	W-110-95 OT	19	10	1	0
12/7/18	UMass	L-79-78	14	5	1	0
12/16/18	Central Connecticut	W-87-63	14	5	1	2
12/18/18	Albany	W-73-43	3	3	0	0
12/21/18	at Texas	W-71-65	7	4	0	0
12/31/18	Creighton	L-79-68	4	4	0	0
1/5/19	Villanova	L-65-59	6	8	0	0
1/12/19	at Georgetown	L-96-90 2OT	21	7	1	0
1/15/19	Seton Hall	W-72-63	9	4	0	1
1/20/19	at #15 Marquette	L-79-68	21	5	1	0
1/23/19	at Xavier	W-64-62	11	6	0	0
1/27/19	DePaul	W-70-67	14	5	2	1
1/30/19	at Seton Hall	L-65-63	6	5	0	0
2/2/19	at DePaul	L-67-55	7	2	0	0
2/6/19	Georgetown	L-76-67	6	5	0	0
2/9/19	at St. John's	W-70-56	18	5	0	0
2/13/19	at #13 Villanova	L-85-67	18	6	0	1
2/16/19	Xavier	L-75-61	16	4	0	1
2/20/19	St. John's	W-78-59	21	9	0	1
2/23/19	#11 Marquette	L-76-58	10	4	2	0
2/26/19	at Butler	W-73-67 OT	21	5	1	0
3/6/19	at Creighton	L-76-70 OT	8	4	1	0
3/9/19	Butler	W-83-70	8	2	0	0
3/13/19	vs. Butler-BET	W-80-57	4	5	0	1
3/14/19	vs. #25 Villanova-BET	L-73-62	15	5	0	0
			382	170	14	9
Totals			11.6 ppg	5.2 rpg	0.4 apg	0.3 spg



David Duke #3
Freshman

G

6-5

198

Providence, R.I./Cushing Academy '18

2018-19: ***Named Preseason BIG EAST Co-Freshman of the Year (10/25/18)***...Started in the season opener versus Siena (11/6/18)...Scored eight points, grabbed four rebounds and had five assists versus Wichita State (11/9/18)...Scored 10 points as he shot 2-3 from three-point territory versus Holy Cross (11/13/18)...Scored 20 points and grabbed three rebounds versus South Carolina (11/17/18)...Scored 12 points and grabbed four rebounds versus No. 18 Michigan (11/18/18)...Scored six points versus Fairleigh Dickinson (11/27/18)...Recorded nine points and nine assists at Boston College (12/4/18)...Scored eight points versus UMass (12/7/18)...Scored six points and had five assists versus Central Connecticut (12/16/18)...Scored 11 points and grabbed four rebounds versus Creighton (12/31/18)...Scored 18 points and was 3-3 from three-point territory versus Seton Hall (1/15/19)...Scored eight points at Seton Hall (1/30/19)...Scored 17 points and grabbed five rebounds at DePaul (2/2/19)...Scored 11 points and grabbed three rebounds at St. John's (2/9/19)...Scored eight points and grabbed eight rebounds versus No. 11/10 Marquette (2/23/19)...Scored 16 points versus Butler in the BIG EAST Tournament First Round (3/13/19)...

HIGH SCHOOL: Attended Cushing Academy in Ashburnham, Mass...Played varsity basketball for coach James Cormier at Cushing...Led Cushing to a 17-5 record and to the NEPSAC AA Semifinals in 2018...Averaged 17 points, five rebounds, and four assists in his senior season...Attended Cushing Academy for his junior year, where he helped his team capture the AA

New England Prep School Championship...Averaged 16 points per game during his junior year...Attended Classical high school in Providence, R.I. for his first three years of high school and captured a Division 1 state championship (2016)...Played AAU basketball for the Mass Rivals where he was coached by Vin Pastore and Tom Nelson...Ranked No. 47 overall and No. 14 point guard by ESPN, No. 44 overall and No. 6 combo guard by 247sports.com, No. 36 overall and No. 10 point guard by Rivals.com.

PROFILE

Name: David Duke Jr.

Birthdate: October 13, 1999

Major: Undeclared

Family: Son of David and Sharon Duke. Has two brothers, Sean and Jordan.

Interests/Hobbies: Listening to music

Favorite Teams: Boston Celtics, Oklahoma City Thunder

Favorite Athletes: John Wall, Russell Westbrook, LeBron James

Favorite Food: Steak and mashed potatoes

Biggest Thrill in Sports: Playing in big crowds

AT PROVIDENCE STATS

			Total		3-Point		Rebounds												
Year	GP-GS	Min/Avg	FG-FGA	Pct	FG-FGA	Pct	FT-FTA	Pct	Off-Def	Tot	Avg	PF-FO	Ast	TO	Blk	Stl	Pts/Avg		
2018-19	33-33	819/24.8	81-210	.386	22-73	.301	50-72	.694	19-68	87	2.6	85-3	71	71	10	23	234/7.1		
TOTAL	33-33	819/24.8	81-210	.386	22-73	.301	50-72	.694	19-68	87	2.6	85-3	71	71	10	23	234/7.1		

CAREER HIGHS

David Duke

MINUTES	34	Twice
POINTS	20	South Carolina (11/17/18)
REBOUNDS	8	Marquette (2/23/19)
FIELD GOALS	8	South Carolina (11/17/18)
FG ATTEMPTS	15	South Carolina (11/17/18)
FG PCT.	1.000	Villanova (2/13/19)
FREE THROWS	5	Butler (3/9/19)
FT ATTEMPTS	6	Butler (3/9/19)
FT PCT	1.000	Nine times
3PT	3	Twice
3PT FGA	6	Twice
3PT FG%	1.000	Four
ASSISTS	9	Boston College (12/4/18)
TURNOVERS	4	Twice
BLOCKS	2	Three times
STEALS	3	Xavier (2/16/19)

OVERALL

BIG EAST

31	Twice
18	Seton Hall (1/15/19)
8	Marquette (2/23/19)
5	DePaul (2/2/19)
12	Creighton (12/31/18)
1.000	Villanova (2/13/19)
5	Butler (3/9/19)
6	Butler (3/9/19)
1.000	Five times
3	Twice
6	Twice
1.000	Twice
3	Twice
4	Butler (2/26/19)
2	Creighton (12/31/18)
3	Xavier (2/16/19)



David Duke Career Game-By-Game...

2018-19...

DATE	OPP.	SCORE	POINTS	REB.	ASST.	STEALS
11/6/18	Siena	W-77-67	0	2	1	1
11/9/18	vs. Wichita State	L-83-80	8	4	5	0
11/13/18	Holy Cross	W-70-61	10	2	1	0
11/17/18	vs. South Carolina	W-76-67	20	3	2	0
11/18/18	vs. #18 Michigan	L-66-47	12	4	1	0
11/24/18	Iona	W-91-79	2	1	5	2
11/27/18	Fairleigh Dickinson	W-69-59	6	0	2	0
12/1/18	Rhode Island	W-59-50	4	3	3	1
12/4/18	at Boston College	W-110-95 OT	9	1	9	0
12/7/18	UMass	L-79-78	8	2	2	1
12/16/18	Central Connecticut	W-87-63	6	4	5	2
12/18/18	Albany	W-73-43	5	1	2	1
12/21/18	at Texas	W-71-65	4	2	3	0
12/31/18	Creighton	L-79-68	11	4	1	0
1/5/19	Villanova	L-65-59	5	3	2	1
1/12/19	at Georgetown	L-96-90 2OT	2	3	0	1
1/15/19	Seton Hall	W-72-63	18	3	2	1
1/20/19	at #15 Marquette	L-79-68	2	4	2	1
1/23/19	at Xavier	W-64-62	2	1	3	0
1/27/19	DePaul	W-70-67	4	4	1	1
1/30/19	at Seton Hall	L-65-63	8	1	1	0
2/2/19	at DePaul	L-67-55	17	5	1	1
2/6/19	Georgetown	L-76-67	8	2	2	0
2/9/19	at St. John's	W-70-56	11	3	1	0
2/13/19	at #13 Villanova	L-85-67	4	2	2	0
2/16/19	Xavier	L-75-61	7	2	2	3
2/20/19	St. John's	W-78-59	6	2	2	0
2/23/19	#11 Marquette	L-76-58	8	8	1	1
2/26/19	at Butler	W-73-67 OT	0	5	2	1
3/6/19	at Creighton	L-76-70 OT	0	2	1	0
3/9/19	Butler	W-83-70	5	1	3	2
3/13/19	vs. Butler-BET	W-80-57	16	0	1	1
3/14/19	vs. #25 Villanova-BET	L-73-62	6	3	0	1
			234	87	71	23
Totals			7.1 ppg	2.6 rpg	2.2 apg	0.7 spg



Kris Monroe #2
Freshman

F

6-8

220

Creedmoor, N.C./St. David's School '18

2018-19: Scored his first career points, going 1-2 from the field versus Wichita State (11/9/18)...Scored four points and grabbed three rebounds at Georgetown (1/12/19)...

HIGH SCHOOL: Attended St. David's School in Raleigh, N.C...Played varsity basketball under coach Will Coley for three years... Averaged 21.8 points, 8.6 rebounds, 2.4 assists, and 2.8 steals per game his senior year...Averaged 20.3 points, 8.8 rebounds, 2.1 assists, and 2.3 steals per game during his high school career...Played AAU basketball for Team Wall under coach Tony Edwards...Received the Tom Suiter extra effort award and was named All-State his senior year...Ranked No. 43 power forward and No. 17 in the state by ESPN, No. 19 in the state by 247sports.com, No. 45 at his position by Rivals.com.

PROFILE

Name: Kris Monroe

Birthdate: August 8, 1999

Major: Undeclared

Family: Son of Veronica Ragland. Has two brothers, James and Lee Pegram. Has one sister, Shatoya Atkins.

Favorite Teams: Oklahoma City Thunder, Pittsburgh Steelers, and San Francisco Giants

Favorite Athletes: Kevin Durant and Russell Westbrook

Favorite Food: Chinese

Favorite Book: Kite Runner and Matilda

Biggest Thrill in Sports: Seeing big crowds.

AT PROVIDENCE STATS

			Total		3-Point		Rebounds										
Year	GP-GS	Min/Avg	FG-FGA	Pct	FG-FGA	Pct	FT-FTA	Pct	Off-Def	Tot	Avg	PF-FO	Ast	TO	Blk	Stl	Pts/Avg
2018-19	19-0	72/3.8	7-32	.219	4-24	.167	4-4	1.000	3-12	15	0.8	11-0	1	3	0	1	22/1.2
TOTAL	19-0	72/3.8	7-32	.219	4-24	.167	4-4	1.000	3-12	15	0.8	11-0	1	3	0	1	22/1.2

CAREER HIGHS

Kris Monroe

MINUTES

8

Villanova (1/5/19)

POINTS

4

Georgetown (1/12/19)

REBOUNDS

4

Wichita State (11/9/18)

FIELD GOALS

2

Georgetown (1/12/19)

FG ATTEMPTS

4

Three times

FG PCT.

.666

Georgetown (1/12/19)

FREE THROWS

2

Twice

FT ATTEMPTS

2

Twice

FT PCT

01.000

Twice

3PT

1

Three

3PT FGA

4

Villanova (1/5/19)

3PT FG%

.500

Wichita State (11/9/18)

ASSISTS

0

TURNOVERS

1

Twice

BLOCKS

0

STEALS

1

DePaul (2/2/19)

OVERALL

BIG EAST

8

Villanova (1/5/19)

4

Georgetown (1/12/19)

2

Xavier (1/23/19)

2

Georgetown (1/12/19)

4

Twice

.666

Georgetown (1/12/19)

2

Twice

2

Twice

1.000

Twice

1

Three times

4

Villanova (1/5/19)

.333

Twice

1

Twice

1

DePaul (2/2/19)



Kris Monroe Career Game-By-Game...

2018-19...

DATE	OPP.	SCORE	POINTS	REB.	ASST.	STEALS
11/9/18	vs. Wichita State	L-83-80	3	0	0	0
11/17/18	vs. South Carolina	W-76-67	0	0	1	0
11/18/18	vs. #18 Michigan	L-66-47	0	2	0	0
11/27/18	Fairleigh Dickinson	W-69-59	0	0	0	0
12/16/18	Central Connecticut	W, 87-63	0	2	0	0
12/18/18	Albany	W-73-43	2	2	0	0
1/5/19	Villanova	L-65-59	3	0	0	0
1/12/19	at Georgetown	L-96-90 2OT	4	3	0	0
1/15/19	Seton Hall	W-72-63	3	1	0	0
1/20/19	at #15 Marquette	L-79-68	3	0	0	0
1/23/19	at Xavier	W-64-62	2	2	0	0
1/27/19	DePaul	W-70-67	0	1	0	0
2/2/19	at DePaul	L-67-55	0	0	0	1
2/6/19	Georgetown	L-76-67	0	0	0	0
2/13/19	at #13 Villanova	L-85-67	0	1	0	0
2/16/19	Xavier	L-75-61	2	1	0	0
2/20/19	St. John's	W-78-59	0	0	0	0
3/9/19	Butler	W-83-70	0	0	0	0
3/13/19	vs. Butler-BET	W-80-57	0	0	0	0
			22	17	0	1
	Totals		1.2 ppg	0.8 rpg	0.1 apg	0.1 spg



Jimmy Nichols, Jr. #5

Freshman

F

6-8

220

Conway, S.C./Conway High School '18

2018-19: Made his collegiate debut versus Siena (11/6/18)...Scored six point and recorded three assists versus Wichita State (11/9/18)...Scored four points and grabbed four rebounds versus South Carolina (11/17/18)...Scored six points and grabbed three rebounds versus Iona (11/24/18)...Scored four points versus Fairleigh Dickinson (11/27/18)...Scored seven points and grabbed four rebounds at Boston College (12/4/18)...Scored seven points and grabbed three rebounds versus UMass (12/7/18)...Scored seven points and grabbed nine rebounds versus Central Connecticut (12/16/18)...Recorded six points and grabbed five rebounds versus Albany (12/18/18)...Recorded six points and six rebounds at Texas (12/21/18)...Scored seven points, grabbed six rebounds, added three assists and made two blocks at No. 15/13 Marquette (1/20/19)...

HIGH SCHOOL: Attended Conway High School in Conway, S.C...Played varsity basketball for coach Michael Hopkins for three years...Eclipsed 1000 career points, 500 rebounds, and 100 blocks throughout his high school career...Averaged 19.1 points, 11.2 rebounds, 4.0 assists, and 3.0 blocks per game his senior year...Averaged 16 points and 10 rebounds per game as a junior...Voted a Class 5A All-Star by South Carolina state basketball coaches...Named Player of the Year in Class 5A... Played AAU basketball for Gardner Road on the Adidas Gauntlet circuit...Averaged 9.7 points and 4.7 rebounds during his time on the circuit, while shooting 46.7 percent from the field...Ranked No. 34 power forward and No. 5 in South Carolina by

247sports.com, and No. 32 power forward by Rivals.com.

PROFILE

Name: Jimmy Nichols Jr.

Birthdate: July 6, 2000

Major: Undeclared

Family: Son of Jimmy Nichols, Sr. and Jennifer Nichols. Has two brothers, Jay Babb and Jubril Nichols and has two sisters, Rochelle Doughty and Mya Nichols.

Interests/Hobbies: Fashion

Favorite Teams: Charlotte Hornets

Favorite Athletes: Kevin Durant

Favorite Food: BLT Sandwich

Biggest Thrill in Sports: Buzzer beaters

AT PROVIDENCE STATS

	Total				3-Point		Rebounds										
Year	GP-GS	Min/Avg	FG-FGA	Pct	FG-FGA	Pct	FT-FTA	Pct	Off-Def	Tot	Avg	PF-FO	Ast	TO	Blk	Stl	Pts/Avg
2018-19	29-18	337/11.6	33-74	.446	5-19	.263	8-20	.400	24-42	66	2.3	34-0	15	24	26	6	79/2.7
TOTAL	29-18	337/11.6	33-74	.446	5-19	.263	8-20	.400	24-42	66	2.3	34-0	15	24	26	6	79/2.7

CAREER HIGHS

Jimmy Nichols, Jr.

		OVERALL
MINUTES	29	Central Connecticut (12/16/18)
POINTS	7	Twice
REBOUNDS	9	Central Connecticut (12/16/18)
FIELD GOALS	3	Four times
FG ATTEMPTS	7	Twice
FG PCT.	1.000	Three times
FREE THROWS	2	Rhode Island (12/1/18)
FT ATTEMPTS	3	Twice
FT PCT	1.000	Rhode Island (12/1/18)
3PT	1	Three times
3PT FGA	2	Four times
3PT FG%	1.000	Three times
ASSISTS	4	Central Connecticut (12/16/18)
TURNOVERS	2	Twice
BLOCKS	4	Michigan (11/18/18)
STEALS	1	Five times

BIG EAST

24	Marquette (1/20/19)
5	Creighton (12/31/18)
3	Twice
2	Twice
5	Creighton (12/31/18)
.400	Creighton (12/31/18)
1	Twice
3	Marquette (1/20/19)
.500	Villanova (2/13/19)
1	Creighton (12/31/18)
2	Four times
1.000	Xavier (1/23/19)
3	Marquette (1/20/19)
2	Twice
3	Xavier (2/16/19)
1	Four times



Jimmy Nichols, Jr. Career Game-By-Game...

2018-19...

DATE	OPP.	SCORE	POINTS	REB.	ASST.	STEALS
11/6/18	Siena	W-77-67	0	0	0	1
11/9/18	vs. Wichita State	L-83-80	6	2	3	0
11/13/18	Holy Cross	W-70-61	0	0	0	0
11/17/18	vs. South Carolina	W-76-67	4	4	0	0
11/18/18	vs. #18 Michigan	L-66-47	3	2	0	0
11/24/18	Iona	W-91-79	6	3	1	0
11/27/18	Fairleigh Dickinson	W-69-59	4	1	0	0
12/1/18	Rhode Island	W-59-50	2	5	0	0
12/4/18	at Boston College	W-110-95 OT	7	4	0	0
12/7/18	UMass	L, 79-78	7	3	2	0
12/16/18	Central Connecticut	W, 87-63	7	9	4	0
12/18/18	Albany	W-73-43	6	5	0	1
12/21/18	at Texas	W-71-65	6	6	1	0
12/31/18	Creighton	L-79-68	5	3	0	1
1/5/19	Villanova	L-65-59	0	0	0	0
1/12/19	at Georgetown	L-96-90 2OT	0	1	0	1
1/15/19	Seton Hall	W-72-63	0	1	0	0
1/20/19	at #15 Marquette	L-79-68	7	6	3	0
1/23/19	at Xavier	W-64-62	3	1	0	0
1/27/19	DePaul	W-70-67	0	0	0	0
1/30/19	at Seton Hall	L-65-63	0	0	0	1
2/2/19	at DePaul	L-67-55	0	0	0	0
2/6/19	Georgetown	L-76-67	4	3	0	1
2/13/19	at #13 Villanova	L-85-67	1	1	0	0
2/16/19	Xavier	L-75-61	0	0	1	0
2/20/19	St. John's	W-78-59	0	1	0	0
3/6/19	at Creighton	L-76-70 OT	0	2	0	0
3/9/19	Butler	W-83-70	0	1	0	0
3/13/19	vs. Butler-BET	W-80-57	1	2	0	0
			79	66	15	6
		Totals	2.7 ppg	2.3 rpg	0.5 apg	0.2 spg



A.J. Reeves #10
Freshman

G

6-6

210

Roxbury, Mass./Brimmer and May School '18

2018-19: Scored 29 points as he shot 10-13 from the field, including 7-9 from three-point territory to set a PC freshman scoring record in an opener versus Siena (11/6/18)...Scored 19 points and was 7-10 from the field versus Wichita State (11/9/18)... **Named BIG EAST Rookie of the Week (11/12/18)**...Scored five points and grabbed three rebounds versus Holy Cross (11/13/18)...Scored 10 points and was 5-5 from the free-throw line versus South Carolina (11/17/18)...Scored 20 points and was 4-7 from three-point territory versus Iona (11/24/18)... **Named BIG EAST Rookie of the Week (11/26/18)**...Scored seven points and grabbed three rebounds versus Fairleigh Dickinson (11/27/18)...Scored 15 points and grabbed four rebounds versus Rhode Island (12/1/18)... **Named BIG EAST Rookie of the Week (12/3/18)**...Scored 24 points and had three assists at Boston College (12/4/18)...Missed nine games due to a foot injury...Recorded 11 points and was 3-6 from behind the arc versus DePaul (1/27/19)...Scored 13 points on a 5-9 performance from the field versus No. 11/10 Marquette (2/23/19)...Scored 24 points after shooting 6-8 from three-point territory and 9-13 overall from the field versus Butler (3/9/19)...Recorded five points and 10 rebounds versus No. 25/25 Villanova in the BIG EAST Tournament Quarterfinals (3/14/19)...

HIGH SCHOOL: Attended Brimmer and May in Chestnut Hill, Mass...Played varsity basketball for coach Tom Nelson at Brimmer and May all four years of high school...Averaged 27 points, eight rebounds, and four assists throughout his career in

high school...Named Gatorade Player of the Year for the 2017-18 season in Massachusetts...Played AAU basketball for the Mass Rivals where he was coached by Vin Pastore and Tom Nelson...Shot 45.7 percent from behind the three-point line in the Adidas Gauntlet circuit (2017)...Ranked No. 53 overall and No. 6 shooting guard by ESPN, No. 46 overall and No. 9 shooting guard by 247sports.com, No. 49 overall and No.11 shooting guard by Rivals.com.

PROFILE

Name: A.J. Reeves

Birthdate: June 4, 1999

Major: Undeclared

Family: Son of Andre Reeves and Louise Peddy. Has two brothers, Jermaine Peddy and CJ Peddy and two sisters, Jesika Reeves and Jasmine Reeves.

Interests/Hobbies: Cooking

Favorite Teams: Boston Celtics, New England Patriots, Boston Bruins, Boston Red Sox

Favorite Athletes: Kobe Bryant

Favorite Food: Pancakes

Biggest Thrill in Sports: The Patriots comeback from down 28-3 in the Super Bowl.

AT PROVIDENCE STATS

Year	GP-GS	Min/Avg	Total		3-Point		FT-FTA		Rebounds		PF-FO	Ast	TO	Blk	Stl	Pts/Avg
			FG-FGA	Pct	FG-FGA	Pct	Pct	Pct	Off-Def	Tot						
2018-19	24-20	550/22.9	84-195	.431	45-114	.395	30-40	.750	17-55	72	3.0	32-0	16	24	3	24
TOTAL	24-20	550/22.9	84-195	.431	45-114	.395	30-40	.750	17-55	72	3.0	32-0	16	24	3	24

CAREER HIGHS

AJ Reeves

MINUTES

37 Boston College (12/4/18)

POINTS

29 Siena (11/6/18)

REBOUNDS

10 Villanova (3/14/19)

FIELD GOALS

10 Siena (11/6/18)

FG ATTEMPTS

13 Twice

FG PCT.

.769 Siena (11/6/18)

FREE THROWS

5 Twice

FT ATTEMPTS

5 Twice

FT PCT

1.000 Five times

3PT

7 Siena (11/6/18)

3PT FGA

9 Twice

3PT FG%

.778 Siena (11/6/18)

ASSISTS

3 Butler (2/26/19)

TURNOVERS

3 Wichita State (11/9/18)

BLOCKS

1 three times

STEALS

3 Xavier (2/16/19)

OVERALL

BIG EAST

27 St. John's (2/20/19)

24 Butler (3/9/19)

5 St. John's (2/20/19)

9 Butler (3/9/19)

13 Butler (3/9/19)

.692 Butler (3/9/19)

5 St. John's (2/20/19)

5 St. John's (2/20/19)

1.000 Twice

6 Butler (3/9/19)

8 Butler (3/9/19)

.750 Butler (3/9/19)

3 Butler (2/26/19)

1 Georgetown (2/6/19)

3 Xavier (2/16/19)



AJ Reeves Career Game-By-Game...

2018-19...

DATE	OPP.	SCORE	POINTS	REB.	ASST.	STEALS
11/6/18	Siena	W-77-67	29	2	1	1
11/9/18	vs. Wichita State	L-83-80	19	2	1	1
11/13/18	Holy Cross	W-70-61	5	3	0	1
11/17/18	vs. South Carolina	W-76-67	10	2	0	2
11/18/18	vs. #18 Michigan	L-66-47	5	4	0	0
11/24/18	Iona	W-91-79	20	3	1	0
11/27/18	Fairleigh Dickinson	W-69-59	7	3	0	2
12/1/18	Rhode Island	W-59-50	15	4	0	1
12/4/18	at Boston College	W-110-95 OT	24	2	3	2
12/7/18	UMass	L-79-78	8	2	0	1
1/27/19	DePaul	W-70-67	11	3	0	2
1/30/19	at Seton Hall	L-65-63	0	1	0	1
2/2/19	at DePaul	L-67-55	4	0	0	0
2/6/19	Georgetown	L-76-67	3	1	0	0
2/9/19	at St. John's	W-70-56	6	3	1	2
2/13/19	at #13 Villanova	L-85-67	6	2	2	0
2/16/19	Xavier	L-75-61	5	2	1	3
2/20/19	St. John's	W-78-59	8	5	1	1
2/23/19	#11 Marquette	L-76-58	13	0	0	1
2/26/19	at Butler	W-73-67 OT	7	4	3	2
3/6/19	at Creighton	L-76-70 OT	6	6	1	0
3/9/19	Butler	W-83-70	24	4	1	0
3/13/19	vs. Butler-BET	W-80-57	3	4	0	0
3/14/19	vs. #25 Villanova-BET	L-73-62	5	10	0	1
			243	72	16	24
		Totals	10.1 ppg	3.0 rpg	0.7 apg	1.0 spg

**THE LAST TIME PROVIDENCE COLLEGE...**

PLAYED IN NCAA TOURNAMENT: (3/15/18) Providence 69 vs. Texas A&M 73 (First Round)
PLAYED IN THE NIT: (3/27/13) Providence 68 at Baylor 79 (Quarterfinals)
WON IN OVERTIME... (2/26/19) Providence 73 at Butler 67 OT
LOST IN OVERTIME... (3/6/19) Providence 70 at Creighton 76 OT
PLAYED DOUBLE OVERTIME... (1/12/19) Providence 90 at Georgetown 96 2OT
PLAYED A RANKED OPPONENT... (3/14/19) Providence 62 vs #25/#25 Villanova 73
WAS RANKED... (2/22/16) *RV - Associated Press Poll, 24 - USA Today Coaches Poll*
DEFEATED A TOP-25 OPPONENT ON THE ROAD... (2/12/17) Providence 68 at #23/#23 Creighton 66
DEFEATED A TOP-25 OPPONENT AT HOME... (2/14/18) Providence 76 vs #3/#2 Villanova 71
DEFEATED AT TOP-25 OPPONENT IN A NEUTRAL ARENA... (3/9/18) Providence 75 vs #3/#2 Xavier 72 OT
DEFEATED A TOP-10 OPPONENT ON THE ROAD... (1/24/16) #16/#17 Providence 82 at #4/#4 Villanova 76 OT
DEFEATED A TOP-10 OPPONENT AT HOME... (2/14/18) Providence 76 vs #3/#2 Villanova 71
WON BY 50 OR MORE... (2/22/01) Binghamton 58 at #25 Providence 119
SCORED 100 OR MORE... (12/4/18) Providence 100 at Boston College 95 OT
BOTH TEAMS SCORED 100 OR MORE... (3/9/10) Providence 106 vs. Seton Hall 109
SCORED 90 POINTS... (1/12/19) Providence 90 at Georgetown 96 2OT
SCORED LESS THAN 50... (11/18/18) Providence 47 vs. #18/#18 Michigan 66
BOTH TEAMS SCORED LESS THAN 50... (12/31/11) Providence 40 at #12/#12 Georgetown 49
ALLOWED 100 OR MORE... (3/9/10) Providence 106 vs. Seton Hall 109
ALLOWED 49 OR LESS... (12/18/18) Providence 73 vs Albany 43
SHOT OVER 60% FG... (1/25/17) St. John's 91 at Providence 86 (62.0 percent)
SHOT UNDER 35% FG... (2/2/19) Providence 55 (28.5%) at DePaul 67
HELD OPPONENT UNDER 30% FG... (12/1/18) Providence 59 vs. Rhode Island 50 (29.8 percent)
MADE 10 3-POINT FG... (3/13/19) Providence 80 (11 Three-Point FGs) vs. Butler 57
MADE 15 OR MORE 3-POINT FG... (12/28/17) Providence 94 (16 Three-Point FGs) at St. John's 72
DID NOT MAKE A 3-POINT FG... (11/17/14) Binghamton 45 at Providence 66 (0-9, 3 PT FG)
ATTEMPTED 50 FREE THROWS... (1/5/99) West Virginia 87 at Providence 90 (59 FT Attempts)
MADE 40 FREE THROWS... (1/5/99) West Virginia 87 at Providence 90 (40 FT)
HAD 50 OR MORE REBOUNDS... (1/31/13) Providence 79 (55 Rebounds) vs. UConn 82 OT
HAD 25 OR LESS REBOUNDS... (1/21/17) Providence 68 (23 Rebounds) at #1/#2 Villanova 78
HAD 20 OR MORE ASSISTS... (1/12/19) Providence 90 at Georgetown 96 2OT (26 assists)
HAD 20 OR MORE TURNOVERS... (12/2/17) Providence 68 (21 turnovers) at Rhode Island 75
MADE 15 OR MORE STEALS... (1/3/10) Providence 74 (16 steals) at St. John's 59
BLOCKED 10 OR MORE SHOTS... (1/6/15) Providence 66 at Butler 62 (10 blocks)
HAD SIX OR MORE PLAYERS IN DOUBLE FIGURES... (2/15/14) Providence 84 vs. DePaul 61 (6 players)
HAD SEVEN OR MORE PLAYERS IN DOUBLE FIGURES... (11/18/08) Dartmouth 82 at Providence 100 (7 players)

THE LAST TIME A PROVIDENCE COLLEGE PLAYER...

SCORED 50 OR MORE... (2/23/11) Marshon Brooks (52 points) vs. Notre Dame, (12/15/73) Marvin Barnes (52 points) vs. Austin Peay
SCORED 40 OR MORE... (2/10/16) Ben Bentil (42 points) at Marquette
SCORED 30 OR MORE... (12/22/17) Rodney Bullock (31 points) vs. Sacred Heart
SCORED 25 OR MORE... (11/9/18) Alpha Diallo (27 points) vs. Wichita State
SCORED 20 OR MORE... (3/9/19) Isaiah Jackson (20 points), A.J. Reeves (24 points) vs Butler
HIT 15 FIELD GOALS... (3/10/16) Ben Bentil (16 field goals, 38 points) vs. Butler
HIT 10 THREE POINT FG... (2/23/00) Donta Wade (10, 3PT FG) at Notre Dame
HIT 9 THREE POINT FG... (2/2/05) Donnie McGrath (9, 3PT FG) vs. Virginia
HIT 8 THREE POINT FG... (2/2/05) Donnie McGrath (9, 3PT FG) vs. Virginia
HIT 7 THREE POINT FG... (11/6/18) AJ Reeves (7, 3PT FG) vs. Siena
HIT 6 THREE POINT FG... (3/9/19) AJ Reeves (6, 3PT FG) vs. Butler
MADE 15 FREE THROWS... (11/24/10) Vincent Council (16-16 FT) vs. Wyoming
HAD 25 REBOUNDS... (1/25/94) Michael Smith (26 rebounds) vs. Syracuse
HAD 20 REBOUNDS... (1/9/10) Jamine Peterson (20 rebounds) vs. Rutgers
HAD 15 REBOUNDS... (2/9/19) Alpha Diallo (15 rebounds) at St. John's
TWO PLAYERS HAD 10 REBOUNDS... (12/19/15) Jalen Lindsey (13), Ben Bentil (12), Rodney Bullock (11) vs. Rider
HAD 15 ASSISTS... (12/28/17) Kyron Cartwright (16 Assists) at St. John's
HAD 10 ASSISTS... (12/28/17) Kyron Cartwright (16 Assists) at St. John's
HAD 10 STEALS... (1/22/02) John Linehan (11 Steals) vs. Rutgers
HAD 8 STEALS... (11/14/15) Kris Dunn (8 Steals) vs. Harvard
HAD 12 BLOCKS... (12/8/71) Marvin Barnes (12 Blocks) vs. Buffalo
HAD 11 BLOCKS... (12/11/71) Marvin Barnes (11 Blocks) at St. Joseph's
HAD 10 BLOCKS... (12/2/00) Karim Shabazz (10 Blocks) vs. Rhode Island
HAD 5 BLOCKS... (1/17/14) Carson Desrosiers (6 Blocks) at Creighton
REGISTERED A TRIPLE-DOUBLE... (12/2/15) Kris Dunn (16 pts, 14 assists, 10 rebs) vs. Hartford
REGISTERED A DOUBLE-DOUBLE... (3/6/19) Alpha Diallo (13 pts, 12 rebs.) at Creighton
TWO PLAYERS REGISTERED A DOUBLE-DOUBLE... (12/28/17) Alpha Diallo (16 pts, 12 rebs.), Kyron Cartwright (21 pts., 15 ast) at St. John's
THREE PLAYERS REGISTERED A DOUBLE-DOUBLE... (12/19/15) Jalen Lindsey (13 pt, 13 rb), Ben Bentil (19 pt, 12 rb), Rodney Bullock (16 pt, 11 rb) vs. Rider
TWO PLAYERS HAD 20 POINTS... (3/9/19) Isaiah Jackson (20 points), A.J. Reeves (24 points) vs Butler
THREE PLAYERS HAD 20 POINTS... (11/16/13) Bryce Cotton (28 points), Kadeem Batts (22 points), LaDontae Henton (21 points) vs Marist



2018-19 Providence Men's Basketball Providence Combined Team Statistics (as of Mar 14, 2019) All games

RECORD:	OVERALL	HOME	AWAY	NEUTRAL
ALL GAMES	18-15	11-6	5-6	2-3
CONFERENCE	7-11	4-5	3-6	0-0
NON-CONFERENCE	11-4	7-1	2-0	2-3

#	Player	gp-gs	min	avg	Total		3-Point		F-Throw		Rebounds				pf	dq	a	to	blk	stl	pts	avg
					fg-fga	fg%	3fg-fga	3fg%	ft-fa	ft%	off	def	tot	avg								
11	DIALLO, Alpha	33-33	1170	35.5	172-406	.424	40-116	.345	147-216	.681	85	180	265	8.0	85	4	102	90	16	50	531	16.1
00	WATSON, Nate	33-19	778	23.6	143-243	.588	0-1	.000	96-150	.640	73	97	170	5.2	77	1	14	44	23	10	382	11.6
10	REEVES, A.J.	24-20	550	22.9	84-195	.431	45-114	.395	30-40	.750	17	55	72	3.0	32	0	16	24	3	24	243	10.1
44	JACKSON, Isaiah	33-7	870	26.4	99-249	.398	43-128	.336	84-101	.832	52	105	157	4.8	54	0	75	37	7	41	325	9.8
03	DUKE, David	33-33	819	24.8	81-210	.386	22-73	.301	50-72	.694	19	68	87	2.6	85	3	71	71	10	23	234	7.1
04	WHITE, Maliek	32-18	716	22.4	72-193	.373	31-92	.337	27-40	.675	7	54	61	1.9	49	1	75	44	8	34	202	6.3
01	ASHTON-LANGFORD,	31-3	541	17.5	44-126	.349	16-51	.314	15-23	.652	1	47	48	1.5	58	1	70	52	7	20	119	3.8
13	YOUNG, Kalif	32-14	505	15.8	49-104	.471	2-5	.400	19-37	.514	49	81	130	4.1	60	0	20	15	24	15	119	3.7
25	EDWARDS, Drew	29-0	321	11.1	23-69	.333	14-41	.341	30-35	.857	9	27	36	1.2	30	0	16	11	4	17	90	3.1
05	NICHOLS, Jimmy	29-18	337	11.6	33-74	.446	5-19	.263	8-20	.400	24	42	66	2.3	34	0	15	24	26	6	79	2.7
02	MONROE, Kris	19-0	72	3.8	7-32	.219	4-24	.167	4-4	1.000	3	12	15	0.8	11	0	1	3	0	1	22	1.2
15	HOLT, Emmitt	6-0	36	6.0	2-6	.333	0-2	.000	2-3	.667	1	0	1	0.2	4	0	0	2	1	0	6	1.0
24	FONTS, Andrew	7-0	10	1.4	2-4	.500	0-1	.000	0-0	.000	0	0	0	0.0	1	0	0	1	0	1	4	0.6
Team											47	45	92				18					
Total.....		33	6725		811-1911	.424	222-667	.333	512-741	.691	387	813	1200	36.4	580	10	475	436	129	242	2356	71.4
Opponents.....		33	6725		805-1870	.430	236-700	.337	444-611	.727	320	832	1152	34.9	652	-	406	466	98	228	2290	69.4

TEAM STATISTICS	PC	OPP	Date	Opponent	Score	Att.
SCORING	2356	2290	11/6/18	SIENA	W 77-67	8021
Points per game	71.4	69.4	11/09/18	vs WICH	L 80-83	5710
Scoring margin	+2.0	-	11/13/18	HOLY CROSS	W 70-61	6042
FIELD GOALS-ATT	811-1911	805-1870	11/17/18	vs South Carolina	W 76-67	7231
Field goal pct	.424	.430	11/18/18	vs Michigan	L 47-66	6825
3 POINT FG-ATT	222-667	236-700	11/24/18	IONA	W 91-79	8187
3-point FG pct	.333	.337	11/27/18	FAIRLEIGH DICKINSON	W 69-59	4879
3-pt FG made per game	6.7	7.2	12/1/18	RHODE ISLAND	W 59-50	12997
FREE THROWS-ATT	512-741	444-611	12/04/18	at Boston College	Wot 100-95	5453
Free throw pct	.691	.727	12/7/18	MASSACHUSETTS	L 78-79	10427
F-Throws made per game	15.5	13.5	12/16/18	CENTRAL CONNECTICUT	W 87-63	6876
REBOUNDS	1200	1152	12/18/18	ALBANY	W 73-43	4855
Rebounds per game	36.4	34.9	12/21/18	at Texas	W 71-65	8610
Rebounding margin	+1.5	-	* 12/31/18	CREIGHTON	L 68-79	11343
ASSISTS	475	406	* 1/5/19	VILLANOVA	L 59-65	12410
Assists per game	14.4	12.3	* 01/12/19	at Georgetown	Lo2 90-96	10113
TURNOVERS	436	466	* 1/15/19	SETON HALL	W 72-63	11367
Turnovers per game	13.2	14.1	* 01/20/19	at Marquette	L 68-79	17524
Turnover margin	+0.9	-	* 01/23/19	at Xavier	W 64-62	10142
Assist/turnover ratio	1.1	0.9	* 1/27/19	DEPAUL	W 70-67	12009
STEALS	242	228	* 01/30/19	at Seton Hall	L 63-65	7858
Steals per game	7.3	6.9	* 02/02/19	at DePaul	L 55-67	5173
BLOCKS	129	98	* 2/6/19	GEORGETOWN	L 67-76	12115
Blocks per game	3.9	3.0	* 2/9/19	at St. John's	W 70-56	16268
ATTENDANCE	168704	171806	* 02/13/19	at Villanova	L 67-85	6501
Home games-Avg/Game	17-9924	11-10245	* 2/16/19	XAVIER	L 61-75	12410
Neutral site-Avg/Game	-	5-11822	* 2/20/19	ST. JOHN'S	W 78-59	9872
			* 2/23/19	MARQUETTE	L 58-76	12890
			* 02/26/19	at Butler	Wot 73-67	8149
			* 03-06-19	at Creighton	Lot 70-76	16903
			* 3/9/19	BUTLER	W 83-70	12004
			03/13/19	vs Butler	W 80-57	19812
			03/14/19	vs Villanova	L 62-73	19534

Score by Periods	1st	2nd	OT	OT2	Totals
Providence	1101	1203	48	4	2356
Opponents	1038	1199	43	10	2290



2018-19 Providence College Basketball Providence Combined Team Statistics (as of Mar 09, 2019) Conference games only

RECORD:	OVERALL	HOME	AWAY	NEUTRAL
ALL GAMES	7-11	4-5	3-6	0-0
CONFERENCE	7-11	4-5	3-6	0-0
NON-CONFERENCE	0-0	0-0	0-0	0-0

#	Player	gp-gs	min	avg	Total		3-Point		F-Throw		Rebounds											
					fg-fga	fg%	3fg-fga	3fg%	ft-fa	ft%	off	def	tot	avg	pf	dq	a	to	blk	stl	pts	avg
11	DIALLO, Alpha	18-18	643	35.7	89-225	.396	16-60	.267	79-119	.664	52	92	144	8.0	53	3	52	49	7	26	273	15.2
00	WATSON, Nate	18-17	457	25.4	88-145	.607	0-0	.000	49-74	.662	41	49	90	5.0	42	1	8	30	11	5	225	12.5
44	JACKSON, Isaiah	18-4	462	25.7	53-144	.368	19-73	.260	42-49	.857	32	54	86	4.8	27	0	47	19	3	21	167	9.3
10	REEVES, A.J.	12-8	236	19.7	32-87	.368	19-54	.352	10-12	.833	7	24	31	2.6	10	0	10	7	0	12	93	7.8
03	DUKE, David	18-18	436	24.2	37-102	.363	12-43	.279	32-44	.727	8	47	55	3.1	44	1	29	30	5	13	118	6.6
25	EDWARDS, Drew	17-0	271	15.9	23-57	.404	14-34	.412	24-29	.828	9	23	32	1.9	28	0	14	9	3	16	84	4.9
04	WHITE, Maliek	18-13	390	21.7	31-102	.304	13-49	.265	13-20	.650	4	30	34	1.9	22	0	31	28	5	23	88	4.9
01	ASHTON-LANGFORD,	18-3	386	21.4	31-90	.344	12-38	.316	9-15	.600	1	34	35	1.9	49	1	51	33	3	13	83	4.6
13	YOUNG, Kalif	17-1	253	14.9	27-57	.474	2-3	.667	12-21	.571	31	36	67	3.9	33	0	10	10	16	9	68	4.0
02	MONROE, Kris	12-0	49	4.1	5-23	.217	3-18	.167	4-4	1.000	3	6	9	0.8	6	0	0	3	0	1	17	1.4
05	NICHOLS, Jimmy	15-8	114	7.6	8-26	.308	2-9	.222	2-7	.286	7	13	20	1.3	9	0	4	11	12	4	20	1.3
24	FONTS, Andrew	3-0	3	1.0	0-1	.000	0-1	.000	0-0	.000	0	0	0	0.0	1	0	0	1	0	1	0	0.0
Team											29	20	49				8					
Total.....		18	3700		424-1059	.400	112-382	.293	276-394	.701	224	428	652	36.2	324	6	256	238	65	144	1236	68.7
Opponents.....		18	3700		449-1016	.442	126-372	.339	259-335	.773	172	480	652	36.2	349	-	230	264	68	124	1283	71.3

TEAM STATISTICS	PC	OPP	Date	Opponent	Score	Att.
SCORING	1236	1283	* 12/31/18	CREIGHTON	L 68-79	11343
Points per game	68.7	71.3	* 1/5/19	VILLANOVA	L 59-65	12410
Scoring margin	-2.6	-	* 01/12/19	at Georgetown	Lo2 90-96	10113
FIELD GOALS-ATT	424-1059	449-1016	* 1/15/19	SETON HALL	W 72-63	11367
Field goal pct	.400	.442	* 01/20/19	at Marquette	L 68-79	17524
3 POINT FG-ATT	112-382	126-372	* 01/23/19	at Xavier	W 64-62	10142
3-point FG pct	.293	.339	* 1/27/19	DEPAUL	W 70-67	12009
3-pt FG made per game	6.2	7.0	* 01/30/19	at Seton Hall	L 63-65	7858
FREE THROWS-ATT	276-394	259-335	* 02/02/19	at DePaul	L 55-67	5173
Free throw pct	.701	.773	* 2/6/19	GEORGETOWN	L 67-76	12115
F-Throws made per game	15.3	14.4	* 2/9/19	at St. John's	W 70-56	16268
REBOUNDS	652	652	* 02/13/19	at Villanova	L 67-85	6501
Rebounds per game	36.2	36.2	* 2/16/19	XAVIER	L 61-75	12410
Rebounding margin	+0.0	-	* 2/20/19	ST. JOHN'S	W 78-59	9872
ASSISTS	256	230	* 2/23/19	MARQUETTE	L 58-76	12890
Assists per game	14.2	12.8	* 02/26/19	at Butler	Wot 73-67	8149
TURNOVERS	238	264	* 03-06-19	at Creighton	Lot 70-76	16903
Turnovers per game	13.2	14.7	* 3/9/19	BUTLER	W 83-70	12004
Turnover margin	+1.4	-				
Assist/turnover ratio	1.1	0.9				
STEALS	144	124				
Steals per game	8.0	6.9				
BLOCKS	65	68				
Blocks per game	3.6	3.8				
ATTENDANCE	106420	98631				
Home games-Avg/Game	9-11824	9-10959				
Neutral site-Avg/Game	-	0-0				

* - Conference game

Score by Periods	1st	2nd	OT	OT2	Totals
Providence	554	643	35	4	1236
Opponents	556	682	35	10	1283



Official Basketball Box Score -- Game Totals -- Final Statistics

Siena vs Providence

11/6/18 6:31 p.m. at Providence, R.I. - Dunkin' Donuts Center

Siena 67 • 0-1

#	Player	Total		3-Ptr		Rebounds			PF	TP	A	T	Blk	Stl	Min
		FG-FGA	FG-FGA	FT-FTA	FT-FTA	Off	Def	Tot							
23	Seymour, Sloan	f	5-9	5-9	0-0	1	0	1	1	15	0	2	0	0	27
32	Fisher, Evan	f	5-10	0-1	1-2	1	5	6	1	11	3	2	0	0	31
34	Degnan, Kevin	f	3-7	3-6	0-0	2	2	4	0	9	0	0	0	2	26
03	Camper, Manny	g	3-3	1-1	0-0	1	1	2	0	7	0	0	0	0	18
22	Pickett, Jalen	g	2-11	1-7	2-2	0	1	1	3	7	9	2	0	1	32
05	Smithen, Kadeem		0-1	0-0	2-2	0	1	1	1	2	1	0	0	2	14
11	Huerter, Jr., Thomas		0-0	0-0	0-0	1	1	2	1	2	0	0	0	0	13
24	Ratliff, Jimmy		2-4	2-4	0-0	1	2	3	3	6	1	1	0	1	21
33	Darwiche, Georges		0-2	0-0	1-2	1	1	2	1	1	0	1	0	0	9
35	Friday IV, Sammy		3-4	0-0	3-5	0	0	0	1	9	0	2	0	0	9
Team						1	0	1							
Totals			23-51	12-28	9-13	9	14	23	12	67	16	13	0	6	200
FG % 1st Half: 11-24 45.8%			2nd half: 12-27 44.4%		Game: 23-51 45.1%		Deadball		Rebounds		2				
3FG % 1st Half: 4-12 33.3%			2nd half: 8-16 50.0%		Game: 12-28 42.9%										
FT % 1st Half: 8-12 66.7%			2nd half: 1-1 100.0		Game: 9-13 69.2%										

Providence 77 • 1-0

#	Player	Total		3-Ptr		Rebounds			PF	TP	A	T	Blk	Stl	Min
		FG-FGA	FG-FGA	FT-FTA	FT-FTA	Off	Def	Tot							
13	YOUNG, Kalif	f	0-1	0-0	0-0	0	4	4	0	0	2	0	0	0	16
44	JACKSON, Isaiah	f	6-9	3-5	1-1	2	1	3	1	16	4	1	0	0	29
03	DUKE, David	g	0-5	0-1	0-0	1	1	2	0	1	3	0	1	1	20
10	REEVES, A.J.	g	10-13	7-9	2-2	1	1	2	1	29	1	1	1	1	30
11	DIALLO, Alpha	g	6-11	3-5	1-2	4	7	11	1	16	5	2	0	0	32
00	WATSON, Nate		5-5	0-0	0-0	2	4	6	2	10	2	1	0	0	24
01	ASHTON-LANGFORD, M		2-4	0-2	0-0	0	0	0	3	4	0	2	0	0	12
04	WHITE, Maliek		0-3	0-3	2-2	0	1	1	1	2	1	2	1	1	23
05	NICHOLS, Jimmy		0-0	0-0	0-0	0	0	0	1	0	0	0	0	1	5
15	HOLT, Emmitt		0-1	0-0	0-0	0	0	0	0	0	0	1	0	0	6
25	EDWARDS, Drew		0-1	0-0	0-0	0	0	0	1	0	0	0	0	0	3
Team						1	1	2							
Totals			29-53	13-25	6-7	11	20	31	13	77	16	15	2	4	200
FG % 1st Half: 19-29 65.5%			2nd half: 10-24 41.7%		Game: 29-53 54.7%		Deadball		Rebounds		0,1				
3FG % 1st Half: 10-16 62.5%			2nd half: 3-9 33.3%		Game: 13-25 52.0%										
FT % 1st Half: 2-2 100.0			2nd half: 4-5 80.0%		Game: 6-7 85.7%										

Officials: John Gaffney, Anthony Franklin, Michael Stephens
 Technical fouls: Siena-None. Providence-None.
 Attendance: 8021

Score by periods	1st	2nd	Total
Siena	34	33	67
Providence	50	27	77

Points	In	Off	2nd	Fast	Bench
SIENA	18	12	6	0	18
PC	26	13	11	10	16

Last FG - SIENA 2nd-03:25, PC 2nd-02:41.
 Largest lead - SIENA by 3 1st-14:16, PC by 18 2nd-13:00.
 SIENA led for 00:59. PC led for 34:57. Game was tied for 04:04.

Score tied - 4 times.
 Lead changed - 6 times.

Official Basketball Box Score -- Game Totals -- Final Statistics

WICH vs PC

11/09/18 6:09 p.m. at Annapolis, Md. (Alumni Hall)

WICH 83 • 1-1

#	Player	Total		3-Ptr		Rebounds			PF	TP	A	T	Blk	Stl	Min
		FG-FGA	FG-FGA	FT-FTA	FT-FTA	Off	Def	Tot							
21	McDUFFIE, Markis	f	12-19	6-9	2-3	2	2	4	4	32	0	2	0	2	31
01	ECHENIQUE, Jaime	f	2-3	0-0	0-1	3	4	7	2	4	0	2	0	0	19
00	DENNIS, Dexter	g	2-4	2-2	2-4	0	2	2	4	8	0	3	0	1	20
02	BURTON, Jamarius	g	0-5	0-0	6-9	4	2	6	1	6	4	2	0	1	27
04	HAYNES-JONES, Samaj	g	6-14	3-6	0-0	1	0	1	3	15	8	3	0	2	36
03	BROWN, Ricky		1-2	0-1	0-0	2	2	4	1	2	1	0	0	0	17
05	BROWN, Rod		0-0	0-0	0-0	0	0	0	0	0	0	0	0	0	4
10	STEVENSON, Erik		2-7	1-4	1-2	0	5	5	2	6	5	2	2	2	25
12	UDEZE, Morris		5-6	0-0	0-0	0	2	2	2	10	1	2	0	0	20
44	PB-CHANDLER, Isaiah		0-0	0-0	0-0	0	0	0	1	0	0	0	0	0	1
Team						4	4	8							
Totals			30-60	12-22	11-19	16	23	39	20	83	19	17	4	8	200
FG % 1st Half: 16-32 50.0%			2nd half: 14-28 50.0%		Game: 30-60 50.0%		Deadball		Rebounds		4				
3FG % 1st Half: 7-10 70.0%			2nd half: 5-12 41.7%		Game: 12-22 54.5%										
FT % 1st Half: 5-8 62.5%			2nd half: 6-11 54.5%		Game: 11-19 57.9%										

PC 80 • 1-1

#	Player	Total		3-Ptr		Rebounds			PF	TP	A	T	Blk	Stl	Min
		FG-FGA	FG-FGA	FT-FTA	FT-FTA	Off	Def	Tot							
13	YOUNG, Kalif	f	1-1	0-0	1-2	0	1	1	3	3	0	0	1	1	13
03	DUKE, David		2-6	1-3	3-3	2	2	4	2	8	5	4	0	0	31
10	REEVES, A.J.	g	7-10	2-5	3-4	1	1	2	3	19	1	3	0	1	28
11	DIALLO, Alpha	g	8-13	5-9	6-13	4	6	10	0	27	5	2	0	3	36
44	JACKSON, Isaiah	g	4-8	1-2	0-0	3	3	6	3	9	3	2	1	3	26
00	WATSON, Nate		1-5	0-0	0-2	1	1	2	1	2	0	0	0	0	21
01	ASHTON-LANGFORD, M		0-2	0-1	0-0	0	0	0	0	0	1	3	0	0	9
02	MONROE, Kris		1-2	1-2	0-0	0	0	0	0	3	0	0	0	0	4
04	WHITE, Maliek		1-5	1-5	0-0	0	1	1	1	3	1	0	0	0	10
05	NICHOLS, Jimmy		3-7	0-1	0-2	2	0	2	2	6	3	1	0	0	16
15	HOLT, Emmitt		0-0	0-0	0-0	1	0	1	1	0	0	0	1	0	3
25	EDWARDS, Drew		0-1	0-1	0-0	0	0	0	1	0	0	0	0	0	3
Team						3	3	6							
Totals			28-60	11-29	13-26	17	18	35	17	80	19	17	5	8	200
FG % 1st Half: 13-28 46.4%			2nd half: 15-32 46.9%		Game: 28-60 46.7%		Deadball		Rebounds		5				
3FG % 1st Half: 5-14 35.7%			2nd half: 6-15 40.0%		Game: 11-29 37.9%										
FT % 1st Half: 8-14 57.1%			2nd half: 5-12 41.7%		Game: 13-26 50.0%										

Officials: Mike Roberts, LaMar Simpson, Roger Ayers
 Technical fouls: WICH-None. PC-None.
 Attendance: 5710
 Veterans Classic
 00:53 (2nd) - Flagrant Foul WSU #0

Score by periods	1st	2nd	Total
WICH	44	39	83
PC	39	41	80

Points	In	Off	2nd	Fast	Bench
WICH	34	20	16	0	18
PC	28	25	13	8	14

Last FG - WICH 2nd-02:57, PC 2nd-00:01.
 Largest lead - WICH by 13 2nd-05:56, PC by 10 1st-15:27.
 WICH led for 23:53. PC led for 13:34. Game was tied for 02:33.

Score tied - 5 times.
 Lead changed - 4 times.

Official Basketball Box Score -- Game Totals -- Final Statistics

South Carolina vs Providence

11/17/18 2:30 at Mohegan Sun Arena, Uncasville, Conn.

South Carolina 67 • 2-2

#	Player	Total		3-Ptr		Rebounds			PF	TP	A	T	Blk	Stl	Min
		FG-FGA	FG-FGA	FT-FTA	FT-FTA	Off	Def	Tot							
00	LAWSON, A.J.	*	4-12	1-6	1-4	0	4	4	4	10	3	4	0	1	23
04	CAMPBELL, Tre	*	2-7	0-3	0-0	1	3	4	2	4	1	1	0	0	24
10	MINAYA, Justin	*	4-6	0-1	2-2	2	2	4	5	10	2	0	0	0	24
21	KOTSAR, Maik	*	2-6	0-0	0-0	2	2	4	4	4	0	0	2	2	29
30	SILVA, Chris	*	1-2	0-1	4-4	1	2	3	4	6	0	1	0	0	13
01	MOSS, T.J.		5-10	2-5	0-0	0	2	2	0	12	1	1	0	1	20
02	GRAVETT, Hassani		6-11	2-5	0-0	2	5	7	3	14	1	2	0	2	34
13	HAASE, Felipe		1-3	1-2	2-2	0	2	2	4	5	0	1	0	0	17
24	BRYANT, Keyshawn		0-5	0-2	2-2	0	0	0	0	2	0	1	0	0	11
33	CUDD, Jason		0-0	0-0	0-0	0	1	1	0	0	0	1	0	0	5
Team						3	4	7							
Totals			25-62	6-25	11-14	11	27	38	26	67	8	12	2	6	200
FG % 1st Half:		14-32	43.8%	2nd half:	11-30	36.7%	Game:		25-62	40.3%	Deadball				
FT % 1st Half:		5-16	31.3%	2nd half:	1-9	11.1%	Game:		5-19	26.3%	Rebounds				
FT % 1st Half:		3-7	50.0%	2nd half:	1-10	90.0%	Game:		13-14	78.6%					

2018-19 Providence Basketball



2018-19 Box Scores

Official Basketball Box Score -- Game Totals -- Final Statistics

Michigan vs Providence

11/18/18 1:31 pm at Mohegan Sun Arena, Uncasville, Conn.

Michigan 66 • 5-0

#	Player	Total		3-Ptr		Rebounds			PF	TP	A TO Blk Stl				Min
		FG	F-GA	FG	F-GA	Off	Def	Tot			A	TO	Blk	Stl	
01	Matthews, Charles	* 2-7	0-3	1-2	2 2 4	3	5	0	0	1	0	0	0	23	
02	Poole, Jordan	* 1-5	0-3	2-2	1 1 2	3	4	3	3	0	1	0	1	27	
03	Simpson, Xavier	* 2-5	0-0	2-4	0 6 6	3	6	8	1	0	0	0	0	32	
13	Brazdekis, Ignas	* 7-13	1-1	5-7	2 5 7	3	20	0	2	1	2	2	31		
15	Teske, Jon	* 7-11	1-3	2-3	3 3 6	3	17	0	0	0	0	0	0	28	
00	DeJullius, David	0-1	0-1	0-0	0 0 0	1	0	0	0	0	0	0	0	3	
04	Livers, Isaiah	2-5	2-3	2-2	0 6 6	1	8	2	0	1	0	0	0	28	
05	Nunez, Adrien	0-0	0-0	0-0	0 0 0	0	0	0	0	0	0	0	0	2	
11	Castleton, Colin	0-0	0-0	0-0	0 0 0	0	0	0	0	0	0	0	0	2	
23	Johns Jr., Brandon	0-0	0-0	0-0	0 2 2	0	0	0	0	1	0	0	0	3	
24	Baird, CJ	0-0	0-0	0-0	0 0 0	0	0	0	0	1	0	0	0	1	
32	Willson, Luke	0-1	0-1	0-0	0 0 0	0	0	0	0	0	0	0	0	2	
55	Brooks, Eli	2-4	2-3	0-0	0 0 0	1	6	2	2	1	0	0	0	18	
Team					3 3 6										
Totals		23-52	6-18	14-20	11 28 39	18	66	15	11	3	3	200			
FG % 1st Half: 14-29		48.3%	2nd half: 9-23	39.1%	Game: 23-52	44.2%									
3FG % 1st Half: 3-5		60.0%	2nd half: 4-13	30.8%	Game: 6-18	33.3%									
FT % 1st Half: 5-9		55.6%	2nd half: 9-11	81.8%	Game: 14-20	70.0%									
							Deadball Rebounds 3								

Providence 47 • 3-2

#	Player	Total		3-Ptr		Rebounds			PF	TP	A TO Blk Stl				Min
		FG	F-GA	FG	F-GA	Off	Def	Tot			A	TO	Blk	Stl	
03	DUKE, David	* 5-8	0-0	2-2	2 2 4	4	12	1	2	0	0	24			
05	NICHOLS, Jimmy	* 1-4	0-1	1-3	1 1 2	3	3	0	1	2	0	0	0	18	
10	REEVES, A.J.	* 2-5	0-2	1-2	2 2 4	1	5	0	2	0	0	0	0	19	
11	DIALLO, Alpha	* 3-13	1-4	3-4	2 5 7	1	10	3	4	1	1	34			
13	YOUNG, Kalif	* 0-2	0-0	0-0	1 1 2	1	0	1	0	0	0	12			
00	WATSON, Nate	2-7	0-0	6-7	3 1 4	2	10	0	0	0	0	0	0	17	
01	ASHTON-LANGFORD, Mak	0-2	0-1	0-0	0 1 1	0	0	0	0	1	0	0	0	9	
02	MONROE, Kris	0-0	0-0	0-0	0 2 2	1	0	0	0	0	0	0	0	4	
04	WHITE, Malik	2-3	1-2	0-0	0 2 2	2	5	0	0	0	0	0	0	23	
15	HOLT, Emmitt	1-3	0-2	0-0	0 0 0	2	2	0	1	0	0	0	0	9	
24	FONTS, Andrew	0-0	0-0	0-0	0 0 0	0	0	0	0	0	0	0	0	2	
25	EDWARDS, Drew	0-3	0-2	0-0	0 0 0	0	0	0	0	0	1	4			
44	JACKSON, Isaiah	0-7	0-4	0-2	1 4 5	2	0	1	0	1	1	25			
Team					1 0 1										
Totals		16-57	2-18	13-20	13 21 34	19	47	6	12	6	4	200			
FG % 1st Half: 8-29		27.6%	2nd half: 8-28	28.6%	Game: 16-57	28.1%									
3FG % 1st Half: 2-9		22.2%	2nd half: 0-9	0.0%	Game: 2-18	11.1%									
FT % 1st Half: 4-7		57.1%	2nd half: 9-13	69.2%	Game: 13-20	65.0%									
							Deadball Rebounds 7								

Officials: DJ Carstensen, Rob Riley, Bo Boroski
Technical fouls: Michigan-None. Providence-None.
Attendance: 4879

Score by periods	1st	2nd	Total
Michigan	35	31	66
Providence	22	25	47

Last FG - MICH 2nd-02:24, PC 2nd-00:19.
Largest lead - MICH by 24 2nd-02:24, PC None.
MICH led for 39:43. PC led for 00:00. Game was tied for 00:17.

Score tied - 0 times.
Lead changed - 0 times.

Official Basketball Box Score -- Game Totals -- Final Statistics

Iona vs Providence

11/24/18 4:01 p.m. at Providence, R.I. - Dunkin' Donuts Center

Iona 79 • 2-3

#	Player	Total		3-Ptr		Rebounds			PF	TP	A TO Blk Stl				Min
		FG	F-GA	FG	F-GA	Off	Def	Tot			A	TO	Blk	Stl	
01	Still, Isaiah	f 0-0	0-0	1-2	0 1 1	0	1	0	1	0	0	0	0	18	
44	Nikolic, Niksa	f 7-7	0-0	0-0	4 4 8	1	14	2	3	0	1	31			
00	McGill, Rickey	g 5-11	2-6	2-2	0 4 4	4	14	8	5	0	1	38			
02	Crawford, E.J.	g 8-18	3-7	2-2	2 3 5	2	21	1	1	0	1	38			
03	Gist, Asante	g 6-12	1-5	7-8	1 4 5	3	20	1	3	0	1	38			
05	Perez, Ben	0-0	0-0	0-0	0 0 0	0	0	0	0	0	0	0	0	3	
10	Ristanovic, Andrija	0-0	0-0	0-0	0 1 1	1	0	0	0	0	0	0	0	7	
12	Agee, Tajuan	3-8	0-2	3-4	0 6 6	4	9	3	3	0	2	23			
13	Maxwell, Jahathan	0-1	0-0	0-0	0 0 0	1	0	0	0	0	0	0	0	4	
Team					0 0 0										
Totals		29-57	6-20	15-18	7 23 30	16	79	15	15	0	6	200			
FG % 1st Half: 13-28		46.4%	2nd half: 16-29	55.2%	Game: 29-57	50.9%									
3FG % 1st Half: 3-10		30.0%	2nd half: 3-10	30.0%	Game: 6-20	30.0%									
FT % 1st Half: 3-5		60.0%	2nd half: 12-13	92.3%	Game: 15-18	83.3%									
							Deadball Rebounds 3								

Providence 91 • 4-2

#	Player	Total		3-Ptr		Rebounds			PF	TP	A TO Blk Stl				Min
		FG	F-GA	FG	F-GA	Off	Def	Tot			A	TO	Blk	Stl	
05	NICHOLS, Jimmy	f 3-5	0-1	0-0	2 1 3	0	6	1	1	0	0	0	0	18	
13	YOUNG, Kalif	f 2-4	0-0	0-0	1 6 7	3	4	1	2	2	0	20			
03	DUKE, David	g 1-8	0-3	0-0	1 0 1	5	2	5	3	1	2	22			
10	REEVES, A.J.	g 8-12	4-7	0-1	2 1 3	3	20	1	1	0	0	31			
11	DIALLO, Alpha	g 8-16	1-3	6-6	4 5 9	1	23	2	3	0	2	39			
00	WATSON, Nate	g 4-5	0-0	5-6	0 2 2	2	13	0	2	0	0	20			
04	WHITE, Malik	2-7	2-4	0-0	0 1 1	0	6	0	6	0	1	0	0	22	
15	HOLT, Emmitt	1-2	0-0	2-3	0 0 0	1	4	0	0	0	0	0	0	6	
44	JACKSON, Isaiah	4-8	2-4	3-4	3 3 6	2	13	1	0	1	2	30			
Team					1 2 3										
Totals		33-67	9-22	16-20	14 21 35	17	91	17	12	5	6	200			
FG % 1st Half: 18-33		54.5%	2nd half: 15-34	44.1%	Game: 33-67	49.3%									
3FG % 1st Half: 6-10		60.0%	2nd half: 3-12	25.0%	Game: 9-22	40.9%									
FT % 1st Half: 6-9		66.7%	2nd half: 10-11	90.9%	Game: 16-20	80.0%									
							Deadball Rebounds 1								

Officials: Lamar Simpson, Anthony Fraklin, Paul Szelc
Technical fouls: Iona-McGill, Rickey. Providence-None.
Attendance: 8187

Score by periods	1st	2nd	Total
Iona	32	47	79
Providence	48	43	91

Last FG - ION 2nd-00:26, PC 2nd-01:28.
Largest lead - ION by 3 1st-12:05, PC by 21 2nd-17:47.
ION led for 01:48. PC led for 35:29. Game was tied for 02:23.

Points In Off 2nd Fast Break Bench
ION 36 10 2 9 9
PC 30 25 15 11 36

Score tied - 3 times.
Lead changed - 4 times.

Official Basketball Box Score -- Game Totals -- Final Statistics

Fairleigh Dickinson vs Providence

11/27/18 8:45 p.m. at Providence, R.I. - Dunkin' Donuts Center

Fairleigh Dickinson 59 • 3-3

#	Player	Total		3-Ptr		Rebounds			PF	TP	A	TO	Blk	Stl	Min
		FG	F-GA	FG	FT-FTA	Off	Def	Tot							
21	WILLIAMS, Elyjah	f	2-4	0-0	1-5	0	3	3	4	5	1	0	2	1	28
34	HOLLOWAY JR., Mike	f	4-8	1-2	0-0	1	2	3	3	9	0	1	0	0	27
01	EDGE, Darnell	g	4-12	1-6	0-0	0	2	2	5	9	6	1	0	1	36
03	JENKINS, Jahll	g	4-14	2-8	2-2	0	2	2	1	12	0	4	0	1	36
05	MALONE-KEY, Xzavier	g	6-9	3-5	1-3	0	5	5	4	16	0	3	0	2	36
02	SALIBA JR, Bassel	g	0-0	0-0	0-0	0	0	0	1	0	0	1	0	0	2
11	JONES, Tyler	g	1-1	0-0	0-0	0	0	0	1	2	0	1	0	1	8
12	BISHOP, Kaleb	g	2-5	2-3	0-0	5	7	12	1	6	1	3	0	2	24
15	OKEKE, Oscar	g	0-0	0-0	0-0	0	1	1	2	0	0	0	0	0	3
Team						1	2	3			2				
Totals			23-53	9-24	4-10	7	24	31	22	59	8	16	2	8	200
FG % 1st Half:		8-27	29.6%	2nd half:	15-26	57.7%	Game:		23-53	43.4%	Deadball Rebounds				
3% 1st Half:		2-10	20.0%	2nd half:	7-14	50.0%	Game:		7-14	50.0%					
FT % 1st Half:		1-2	50.0%	2nd half:	3-8	37.5%	Game:		4-10	40.0%					



Official Basketball Box Score -- Game Totals -- Final Statistics
Providence vs Boston College
12/04/18 7:00 pm at

Providence 100 • 7-2																
##	Player	Total			3-Ptr		Rebounds									Min
		FG	FGA	FG-FGA	FT	FTA	Off	Def	Tot	PF	TP	A	TO	Blk	Stl	
05	NICHOLS, Jimmy	f	3-4	1-1	0-0		1	3	4	4	7	0	0	1	0	18
13	YOUNG, Kalif	f	2-3	0-0	0-2		2	4	4	1	4	0	1	0	0	15
03	DUKE, David	g	3-5	1-2	2-2		0	1	1	5	9	2	0	0	0	35
10	REEVES, A.J.	g	8-18	4-9	4-7		1	1	2	2	24	3	1	0	2	37
11	DIALLO, Alpha	g	4-17	1-4	6-7		3	3	6	5	15	3	3	0	2	39
00	WATSON, Nate		7-11	0-0	5-7		6	4	10	4	19	1	0	2	0	30
01	ASHTON-LANGFORD, M		0-0	0-0	0-0		0	0	0	0	0	0	2	0	0	2
04	WHITE, Malik		4-7	1-3	1-3		0	2	2	5	10	2	0	0	0	24
25	EDWARDS, Drew		0-0	0-0	0-0		0	0	0	0	0	0	0	0	0	04
44	JACKSON, Isaiah		3-6	1-2	5-6		0	2	2	3	12	3	1	0	1	25
Team							3	5	8							
Totals			34-71	9-21	23-34		16	23	39	29	100	21	10	3	5	225
FG % 1st Half: 16-35		45.7%	2nd half: 16-31		51.6%	OT:	2-5	40.0%	Game: 34-71	47.9%	Deadball					
3FG % 1st Half: 5-9		55.6%	2nd half: 4-10		40.0%	OT:	0-2	0.0%	Game: 9-21	42.9%	Rebounds					
FT % 1st Half: 2-4		50.0%	2nd half: 12-16		75.0%	OT:	9-14	64.3%	Game: 23-34	67.6%	5					

Boston College 95 • 6-2

		Total	3-Ptr			Rebounds									
#	Player	FG-FGA	FG-FGA	FT-FTA	Off	Def	Tot	PF	TP	A	T	Blk	Stl	Min	
41	Steffon Mitchell	f	0-1	0-0	10-14	5	6	11	2	10	4	2	2	5	45
12	JohnCarlos Reyes	c	0-0	0-0	0-0	2	0	2	3	0	0	1	1	0	13
00	Ky Bowman	g	6-19	0-6	5-7	0	7	7	4	17	4	2	0	0	37
05	Wynston Tabbs		4-13	1-4	8-10	0	4	4	3	17	4	5	0	2	39
25	Jordan Chatman	g	8-12	3-5	9-9	0	2	2	3	28	2	2	0	0	44
01	Jairus Hamilton		5-8	0-1	3-3	1	5	6	5	13	0	3	0	0	27
04	Chris Herren Jr.		3-5	3-4	0-0	0	2	2	4	9	2	0	0	1	15
13	Luka Kraljevic		0-0	0-0	1-2	1	0	1	3	1	0	1	0	0	5
Team						4	1	5							
Totals			26-58	7-20	36-45	13	27	40	27	95	16	16	3	8	225
FG % 1st Half: 13-29		44.8%	2nd half: 12-23		52.2%	OT: 1-6		27.0%	Game: 26-58		44.8%	Deadball			
3FG % 1st Half: 4-10		40.0%	2nd half: 3-8		37.5%	OT: 0-2		0.0%	Game: 7-20		35.0%	Rebounds			
FT % 1st Half: 13-15		86.7%	2nd half: 17-20		85.0%	OT: 6-10		60.0%	Game: 36-45		80.0%	5			

Officials: Mike Roberts, Jeffrey Anderson, Mike Eades
 Technical fouls: Providence-None. Boston College-None.
 Attendance: 5453
 2018-19 Men's Basketball, Round: 0. Boston College vs Providence. Played at:

Score by periods	1st	2nd	OT	Total
Providence	39	48	13	100
Boston College	43	44	8	95

Last FG - PC OT-03:26, BC OT-01:28.
Largest lead - PC by 11 1st-07:02, BC by 7 2nd-17:41.
PC led for 17:57. BC led for 20:23. Game was tied for 06:40.

Score tied - 15 times.
Lead changed - 13 times

Official Basketball Box Score -- Game Totals -- Final Statistics
Massachusetts vs Providence
 12/7/18 7:01 p.m. at Providence, R.I. - Dunkin' Donuts Center

Massachusetts 79 • 6-4																
#	Player	Total			3-Ptr		Rebounds								Min	
		FG	FG-FGA	FT-FTA	Off	Def	Tot	PF	TP	A	TO	Blk	Stl			
05	DIALLO, Samba	f	3-6	1-2	0-2	3	7	10	1	7	0	0	0	1	27	
45	HOLLOWAY, Rashaan	c	4-5	0-0	0-2	2	5	7	1	8	0	2	0	2	28	
02	PIPKINS, Luwane	g	10-21	1-7	5-7	1	4	5	2	26	5	5	0	1	36	
12	PIERRE, Carl	g	5-9	5-6	0-0	1	0	1	2	15	0	1	0	1	34	
33	COBB, Curtis	g	7-14	1-4	1-2	1	2	3	1	16	3	0	0	0	32	
00	WOOD,Tre		0-2	0-0	0-0	0	0	0	1	0	1	2	0	1	7	
04	MCLEAN, Unique		0-0	0-0	0-0	0	1	1	1	0	0	0	0	0	10	
10	CHATMAN, Sy		2-2	0-0	1-2	0	0	0	3	5	0	0	0	0	10	
14	TURNER-MORRIS, Khal		0-0	0-0	0-0	0	0	1	2	0	0	0	0	0	2	
20	CLERGEOT, Keon		0-2	0-0	2-2	1	0	1	2	2	2	0	0	0	14	
Team						1	1	2								
Totals			31-61	8-19	9-17	10	21	31	16	79	11	10	1	6	200	
FG % 1st Half: 13-31		41.9%		2nd half: 18-30		60.0%		Game: 31-61		50.8%					Deadball	
3FG % 1st Half: 2-7		28.6%		2nd half: 6-12		50.0%		Game: 8-19		42.1%					Rebounds	
FT % 1st Half: 4-6		66.7%		2nd half: 5-11		45.5%		Game: 9-17		52.9%					4	

Providence 78 • 7-3

		Total			3-Ptr		Rebounds										
#	Player	FG	FGA	FG%	FT	FTA	FT%	Off	Def	Tot	PF	TP	A	To	Blk	Stl	Min
05	NICHOLS, Jimmy	f	3-3	1-1	0-0			1	2	3	0	7	2	1	0	0	17
13	YOUNG, Kalif	f	2-6	0-0	0-0			1	2	3	4	4	0	0	0	0	18
03	DUKE, David	g	2-7	1-1	3-4			1	1	2	2	8	2	3	2	1	29
10	REEVES, A.J.	g	3-8	1-4	1-1			0	2	2	0	8	0	1	1	1	30
11	DIALLO, Alpha	g	7-14	3-5	4-6			2	5	7	3	21	5	6	0	2	38
00	WATSON, Nate		3-8	0-0	8-14			2	3	5	1	14	1	1	0	0	22
04	WHITE, Maliek		3-5	2-4	0-0			1	1	2	4	8	4	0	1	0	19
44	JACKSON, Isaiah		3-4	2-2	0-0			0	6	6	1	8	0	0	0	1	27
Team								2	2	4							
Totals			26-55	10-27	16-25			10	24	34	15	78	14	12	4	5	200
FG % 1st Half: 18-33 54.5%		2nd half: 8-22 36.4%		Game: 10-55 47.3%		Deadball											
3FG % 1st Half: 9-14 64.3%		2nd half: 1-3 33.3%		Game: 10-17 58.8%		Rebounds											
FT % 1st Half: 5-8 62.5%		2nd half: 11-17 64.7%		Game: 16-25 64.0%		7											

Officials: Doug Shows, Ron Groover, Nathan Farrell
Technical fouls: Massachusetts-None. Providence-None
Attendance: 10427

Score by periods	1st	2nd	Total
Massachusetts	32	47	79
Providence	50	28	78

UMASS led for 03:59. PC led for 34:39. Game was tied for 01:22.

Score tied - 2 times.
Lead changed - 6 times

Official Basketball Box Score -- Game Totals -- Final Statistics
Central Connecticut vs Providence
12/16/18 2:01 p.m. at Providence, R.I. - Dunkin' Donuts Center

Central Connecticut 63 • 5-6

					Total		3-Ptr		Rebounds											
#	Player				FG-FGA	FG-FGA	FT-FTA	Off	Def	Tot	PF	TP	A	TO	Blk	Stl	Min			
01	KOHL, Tyler	f			6-14	1-3	5-6	5	3	8	3	18	2	5	0	0	35			
15	COLEMAN, Jamir				9-14	2-4	1-3	3	0	3	1	21	0	1	0	0	32			
14	BUTE, Deion	c			2-4	0-0	0-0	0	1	1	4	4	1	2	0	1	21			
03	KRISHNAN, Ian				1-7	1-4	2-2	0	4	4	4	5	1	0	0	1	34			
13	BATISTE, Tyson			g	2-7	0-1	0-1	0	1	1	3	4	1	1	0	3	27			
00	KAY, Harrison				0-0	0-0	0-0	0	0	0	0	0	0	0	0	0	2			
05	WILLIAMS, Chris				0-1	0-0	0-0	0	0	0	0	0	0	0	0	0	2			
10	ELLIS, Will				1-1	1-1	1-3	0	2	2	1	4	0	1	0	1	7			
11	SEGWAI, Thai				0-1	0-0	0-0	0	0	0	0	0	0	3	0	0	4			
21	HUGLEY, Joe				3-6	1-2	0-0	1	2	3	1	7	0	0	0	1	15			
23	WALLACE, Karrington				0-3	0-0	0-0	2	1	3	2	0	0	0	2	1	19			
30	MARSHALL JR, Donyell				0-0	0-0	0-0	0	0	0	0	0	0	0	0	0	2			
	Team							3	2	5										
	Totals				24-58	6-15	9-15	14	16	30	19	63	5	13	3	8	200			

FG % 1st Half: 12-31 38.7%
FT % 1st Half: 5-6 83.3%

2nd half: 12-27 44.4%
2nd half: 4-4 75.0%

Game: 24-58 41.4%
Game: 9-15 60.0%

Rebounds: 41.4%
2

Providence 87 • 8-3

		Total			3-Ptr	Rebounds										
#	Player	FG	FGA	FT	FTA	Off	Def	TP	PF	TP	A	To	Blk	Stl	Min	
05	NICHOLS, Jimmy	f	2-6	1-2	2-4	5	4	9	2	7	4	2	2	0	29	
13	YOUNG, Kalif	f	2-3	0-0	0-0	0	4	4	0	4	0	1	0	0	17	
03	DUKE, David	g	2-5	1-3	1-3	1	3	4	1	6	5	2	2	2	24	
04	WHITE, Malik	f	7-9	2-4	2-3	0	3	3	2	18	6	1	0	0	28	
11	DIALLO, Alpha	g	5-11	2-4	2-3	3	5	8	3	14	3	2	2	3	33	
00	WATSON, Nate	f	6-8	0-0	2-3	5	0	5	2	14	1	0	1	2	19	
01	ASHTON-LANGFORD, M	f	3-5	2-2	0-0	0	2	2	1	8	5	0	0	2	19	
02	MONROE, Kris	f	0-1	0-1	0-0	0	2	2	1	0	0	0	0	0	3	
24	FONTS, Andrew	f	0-0	0-0	0-0	0	0	0	0	0	0	0	0	0	1	
25	EDWARDS, Drew	f	0-3	0-1	0-0	0	0	0	0	0	0	0	0	0	3	
44	JACKSON, Isaiah	f	3-8	3-6	7-7	2	1	3	3	16	3	1	1	1	24	
Team						0	0	0			1					
Totals			30-59	11-23	16-23	16	24	40	15	87	26	12	8	10	200	
FG % 1st Half: 17-30 56.7%		2nd half: 13-29 44.8%		Game: 30-59 50.8%												Deadball
3FG % 1st Half: 4-12 33.3%		2nd half: 7-11 63.6%		Game: 11-23 47.8%												Rebounds
FT % 1st Half: 8-11 72.2%		2nd half: 8-12 66.7%		Game: 16-23 69.6%												4

Officials: Pat Driscoll, Paul Szalc, Steve McJunkins
Technical fouls: Central Connecticut-None. Providence-None.
Attendance: 6876

Score by periods	1st	2nd	Total
Central Connecticut	32	31	63
Providence	46	41	87

	In	Off	2nd	Fast	
Points	Paint	T/O	Chance	Break	Bench
CCSU	28	11	13	4	11
PC	30	22	6	15	38

Official Basketball Box Score -- Game Totals -- Final Statistics
Albany vs Providence
12/18/18 7:01 p.m. at Providence, R.I. - Dunkin' Donuts Center

Albany 43 • 3-9

		Total	3-Ptr			Rebounds										
#	Player		FG-FGA	FG-FG%	FT-FTA	Off	Def	Total	PF	TP	A	TO	Bk	Stl	Min	
10	Hank, Brent	f	0-1	0-0	0-2	0	0	0	4	0	0	1	1	1	8	
12	Campbell, Devonte	f	1-4	0-1	0-0	0	3	3	1	2	1	0	0	0	26	
14	Lulka, Adam	f	3-4	1-2	1-2	1	5	6	3	8	0	3	0	0	27	
02	Clark, Ahmad	g	2-14	0-9	4-6	0	4	4	3	8	3	10	0	2	35	
11	Healy, Cameron	g	1-7	1-3	0-0	0	3	3	2	3	1	2	0	0	30	
00	Rizzuto, Antonio		2-6	2-5	0-1	1	1	2	3	6	0	2	0	1	19	
01	De Sousa, Malachi		1-2	0-1	0-0	0	0	0	0	2	0	0	0	0	7	
03	Miller, Rayshawn		1-1	1-1	0-0	1	1	2	1	3	0	1	0	0	9	
04	Brooks, Reece		1-3	1-3	0-0	0	0	0	2	3	0	0	0	0	3	
33	French, Sasha		0-1	0-0	2-2	1	0	1	4	2	0	2	1	0	10	
54	Lauderdale, Kendall		3-7	0-0	0-0	1	5	6	4	6	0	1	0	1	26	
	Team					2	2	4								
	Totals		15-50	6-25	7-13	7	24	31	27	43	5	22	2	6	200	
	FG % 1st Half:	7-24	29.2%	2nd half:	8-26	30.8%	Game:	15-50	30.0%						Deadball	
	FT % 1st Half:	3-10	30.0%	2nd half:	3-15	20.0%	Game:	6-25	24.0%						Rebounds	
	3FG % 1st Half:	3-4	75.0%	2nd half:	4-9	44.4%	Game:	7-13	53.8%						2	

Providence 73 • 9-3

		Total	3-Ptr	Rebounds												
#	Player	FG-FGA	FG-FG%	FT-FTA	Off	Def	Tot	PF	TP	A	To	Blk	Stl	Min		
05	NICHOLS, Jimmy	f	3-6	0-1	0-0	2	3	5	2	6	0	1	2	1	24	
13	YOUNG, Kalif	f	2-3	0-0	2-3	1	4	5	1	6	0	0	1	0	24	
03	DUKE, David	g	2-6	0-2	1-2	1	0	1	3	5	2	2	0	1	17	
04	WHITE, Maliek	g	4-8	3-5	5-6	0	3	3	2	16	4	2	0	2	33	
11	DIALLO, Alpha	g	6-12	1-3	7-8	2	8	10	2	20	1	2	1	3	27	
00	WATSON, Nate		1-3	0-0	1-1	2	1	3	3	3	0	3	0	0	14	
01	ASHTON-LANGFORD, M		3-6	1-2	0-0	0	3	3	1	7	5	3	0	1	22	
02	MONROE, Kris		1-4	0-2	0-0	0	2	2	1	2	0	0	0	0	6	
24	FONTS, Andrew		1-2	0-0	0-0	0	0	0	0	2	0	0	0	0	3	
25	EDWARDS, Drew		0-0	0-0	2-2	0	1	1	0	2	0	0	0	0	11	
44	JACKSON, Isaiah		1-7	1-3	1-2	2	4	6	2	4	0	1	0	1	19	
Team						1	2	3								
Totals			24-57	6-18	19-24	11	31	42	17	73	12	14	4	9	200	
FG % 1st Half:		7-29	24.1%	2nd half:	17-28	60.7%	Game:	19-24	57.9%							Deadball
3FG % 1st Half:		3-10	30.0%	2nd half:	3-8	37.5%	Game:	6-18	33.3%							Rebounds
FT % 1st Half:		6-8	75.0%	2nd half:	13-16	81.3%	Game:	19-24	79.2%							3,1

Officials: John Gaffney, Jeff Anderson, Matt Potter
Technical fouls: Albany-None. Providence-None.
Attendance: 4855

Score by periods	1st	2nd	Total
Albany	20	23	43
Providence	23	50	73

Last FG - UALBANY 2nd-01:07, PC 2nd-00:44.
Largest lead - UALBANY by 5 1st-13:36, PC by 34 2nd-05:17.
UALBANY led for 13:35. PC led for 22:27. Game was tied for 03:58.

Score tied - 6 times.
Lead changed - 5 times

**Official Basketball Box Score -- Game Totals -- Final Statistics**
Providence vs Texas
12/21/18 8:05 P.M. at Austin, TX (Frank Erwin Center)**Providence 71 • 10-3**

#	Player	Total		3-Ptr		Rebounds			PF	TP	A TO Blk			Stl	Min
		FG-FGA	FG-FGA	FT-FTA	Off Def Tot	PF	TP	A TO Blk							
05	NICHOLS, Jimmy	f	3-7	0-2	0-0	1 5 6	4	6	1 1 2	0	25				
13	YOUNG, Kalif	f	2-5	0-0	0-0	1 7 8	2	4	2 0 0	3	22				
03	DUKE, David	g	2-5	0-1	0-0	0 2 2	4	4	3 2 0	0	18				
04	WHITE, Maliek	g	4-11	1-2	0-0	0 3 3	3	9	5 1 0	2	27				
11	DIALLO, Alpha	g	5-10	1-2	9-14	1 5 6	1	20	2 2 0	0	38				
00	WATSON, Nate	g	3-5	0-0	1-2	2 2 4	4	7	0 2 0	0	16				
01	ASHTON-LANGFORD, M	g	2-3	1-1	0-2	0 4 4	3	5	1 1 0	0	19				
25	EDWARDS, Drew	g	0-2	0-1	4-4	0 1 1	0	4	0 0 0	0	6				
44	JACKSON, Isaiah	g	5-9	2-4	0-0	0 3 3	2	12	1 2 0	1	29				
Team					1 0 1			1							
Totals			26-57	5-13	14-22	6 32 38	23	71	15 12 2	6	200				
FG % 1st Half: 14-28		50.0%	2nd half: 12-29		41.4%	Game: 26-57		45.6%	Deadball						
3FG % 1st Half: 3-8		37.5%	2nd half: 2-5		40.0%	Game: 5-13		38.5%	Rebounds						
FT % 1st Half: 8-11		72.7%	2nd half: 6-11		54.5%	Game: 14-22		63.6%	5,3						

Texas 65 • 7-4

#	Player	Total		3-Ptr		Rebounds			PF	TP	A TO Blk			Stl	Min
		FG-FGA	FG-FGA	FT-FTA	Off Def Tot	PF	TP	A TO Blk							
20	Sims, Jericho	f	0-0	0-0	0-0	0 1 1	0	0	0 0 0	0	6				
21	Osetkowski, Dylan	f	3-9	1-3	5-7	2 8 10	3	12	1 0 0	1	31				
02	Coleman III, Matt	g	5-16	2-7	1-3	0 4 4	3	13	0 4 0	0	34				
13	Febres, Jase	g	2-11	0-6	0-0	1 2 3	2	4	0 0 0	1	34				
55	Mitrou-Long, Elijah	g	3-7	1-2	2-5	0 1 1	3	9	4 3 0	4	30				
03	Ramey, Courtney	g	3-9	2-5	2-3	1 2 3	0	10	3 2 0	1	22				
10	Hamm Jr., Royce	g	1-2	0-0	2-2	2 2 4	2	4	0 0 1	0	14				
05	Hayes, Jaxson	g	6-6	0-0	1-3	1 2 3	5	13	0 0 2	0	21				
33	Hepa, Kamaka	g	0-1	0-1	0-0	0 0 0	2	0	0 0 0	0	8				
Team					0 3 3										
Totals			23-61	6-24	13-23	7 25 32	20	65	8 9 3	7	200				
FG % 1st Half: 12-27		44.4%	2nd half: 11-34		32.4%	Game: 23-61		37.7%	Deadball						
3FG % 1st Half: 3-10		30.0%	2nd half: 3-14		21.4%	Game: 6-24		25.0%	Rebounds						
FT % 1st Half: 7-11		63.6%	2nd half: 6-12		50.0%	Game: 13-23		56.5%	6,3						

Officials: James Breeding, Mike Eades, Jeffrey Anderson
Technical fouls: Providence-None. Texas-Hayes, Jaxson.
Attendance: 8610

Score by periods	1st	2nd	Total
Providence	39	32	71
Texas	34	31	65

Last FG - PC 2nd-00:32, UT 2nd-00:16.
Largest lead - PC by 13 1st-03:37, UT None.
PC led for 37:55. UT led for 00:00. Game was tied for 02:05.

Points	In	Off	2nd	Fast	Bench
PC	32	11	6	8	28
UT	30	14	9	7	27

Score tied - 2 times.
Lead changed - 0 times.

Official Basketball Box Score -- Game Totals -- Final Statistics
Villanova vs Providence
1/5/19 2:15 p.m. at Providence, R.I. - Dunkin' Donuts Center**Villanova 65 • 11-4, 2-0**

#	Player	Total		3-Ptr		Rebounds			PF	TP	A TO Blk			Stl	Min
		FG-FGA	FG-FGA	FT-FTA	Off Def Tot	PF	TP	A TO Blk							
04	Paschall, Eric	f	5-12	1-5	2-2	2 12 14	2	13	1 2 0	2	38				
21	Cosby-Roundtree, D	f	1-1	0-0	0-0	2 2 4	4	2	0 0 0	0	23				
02	Gillespie, Collin	g	1-5	0-2	3-3	1 2 3	4	5	1 2 0	1	30				
05	Booth, Phil	g	7-16	3-8	6-8	0 7 7	2	23	4 3 0	1	35				
24	Cremo, Joe	g	0-2	0-1	0-0	0 1 1	2	0	1 2 0	2	14				
10	Quinerly, Jahvon	g	1-2	0-0	0-0	0 0 0	2	2	1 0 0	0	10				
01	Swider, Cole	g	4-4	2-2	0-1	1 0 1	3	10	0 1 0	0	11				
15	Bey, Saddiq	g	2-6	0-2	0-0	0 1 1	3	4	0 1 0	1	28				
23	Samuels, Jermaine	g	2-3	1-2	1-1	0 2 2	3	6	0 2 2	1	11				
Team					1 2 3			3							
Totals			23-51	7-22	12-15	7 29 36	25	65	8 16 2	8	200				
FG % 1st Half: 15-26		57.7%	2nd half: 8-25		32.0%	Game: 23-51		45.1%	Deadball						
3FG % 1st Half: 6-13		46.2%	2nd half: 1-9		11.1%	Game: 7-22		31.8%	Rebounds						
FT % 1st Half: 7-8		87.5%	2nd half: 5-7		71.4%	Game: 12-15		80.0%	0						

Providence 59 • 10-5, 0-2

#	Player	Total		3-Ptr		Rebounds			PF	TP	A TO Blk			Stl	Min
		FG-FGA	FG-FGA	FT-FTA	Off Def Tot	PF	TP	A TO Blk							
05	NICHOLS, Jimmy	f	0-0	0-0	0-0	0 0 0	1	0	0 0 0	0	5				
00	WATSON, Nate	c	3-4	0-0	0-2	3 5 8	0	6	0 1 0	0	23				
03	DUKE, David	g	2-6	1-4	0-3	1 2 3	4	5	2 2 0	1	28				
04	WHITE, Maliek	g	1-6	0-4	2-4	1 1 2	1	4	3 1 0	0	21				
11	DIALLO, Alpha	g	4-9	0-3	2-5	1 6 7	1	10	1 3 0	4	38				
01	ASHTON-LANGFORD, M	g	6-9	4-4	4-6	0 2 2	3	20	1 3 1	0	24				
02	MONROE, Kris	g	1-4	1-4	0-0	0 0 0	0	3	0 0 0	0	8				
13	YOUNG, Kalif	g	0-3	0-0	0-0	3 3 6	2	0	1 1 2	0	13				
25	EDWARDS, Drew	g	0-2	0-0	0-2	1 1 3	1	0	1 0 0	0	10				
44	JACKSON, Isaiah	g	3-15	0-6	5-5	4 2 6	3	11	2 1 0	1	30				
Team					2 2 4										
Totals			20-58	6-25	13-25	17 24 41	16	59	11 12 3	6	200				
FG % 1st Half: 8-27		29.6%	2nd half: 12-31		38.7%	Game: 20-58		34.5%	Deadball						
3FG % 1st Half: 1-11		9.1%	2nd half: 5-14		35.7%	Game: 6-25		24.0%	Rebounds						
FT % 1st Half: 8-18		44.4%	2nd half: 5-7		71.4%	Game: 13-25		52.0%	4						

Officials: Jeffrey Anderson, Mike Roberts, Evon Burroughs
Technical fouls: Villanova-None. Providence-None.
Attendance: 12410

Score by periods	1st	2nd	Total
Villanova	43	22	65
Providence	25	34	59

Last FG - VU 2nd-01:06, PC 2nd-00:57.
Largest lead - VU by 21 1st-02:15, PC None.
VU led for 39:46. PC led for 00:00. Game was tied for 00:14.

Points	In	Off	2nd	Fast	Bench
VU	24	8	5	11	22
PC	26	16	11	9	34

Score tied - 0 times.
Lead changed - 0 times.

Official Basketball Box Score -- Game Totals -- Final Statistics
Creighton vs Providence
12/31/18 4:01 p.m. at Providence, R.I. - Dunkin' Donuts Center**Creighton 79 • 10-4, 1-0 BE**

#	Player		Total		3-Ptr		Rebounds			PF	TP	A			Blk	Stl	Min
			FG	FGA	FG	FGA	FT	FTA	Off			Def	Tot	TO			
15	KRAMPELJ, Martin	f	5-9	2-4	4-4		2	7	9	2	16	0	2	1	0	31	
23	JEFFERSON, Damien	f	0-3	0-0	1-2		1	3	4	3	1	1	1	0	0	16	
01	MINTZ, Davion	g	2-7	1-5	2-3		0	0	0	3	7	2	0	0	0	20	
05	ALEXANDER, Ty-Shon	g	6-13	2-6	4-4		0	4	4	1	18	4	3	0	1	36	
24	BALLOCK, Mitch	g	5-8	5-7	2-2		1	5	6	2	17	3	2	0	1	38	
02	CASHAW, Connor		0-2	0-0	0-0		1	4	5	3	0	1	0	1	0	10	
11	ZEGAROWSKI, Marcus		4-8	2-5	2-2		0	3	3	1	12	2	2	0	2	28	
13	BISHOP, Christian		2-2	0-0	1-2		1	0	1	2	5	0	1	1	0	7	
14	JOSEPH, Kaleb		1-3	1-2	0-0		1	1	2	1	3	1	0	0	0	12	
31	FROLING, Samson		0-1	0-0	0-0		0	1	1	0	0	0	0	0	0	2	
Team							1	1	2			1					
Totals			25-56	13-29	16-19		8	29	37	18	79	14	12	3	4	200	
FG % 1st Half: 12-31			38.7%	2nd half: 13-25			52.0%	Game: 25-56			44.6%	Deadball					
3FG % 1st Half: 4-14			28.6%	2nd half: 9-15			60.0%	Game: 13-29			44.8%	Rebounds					
FT % 1st Half: 6-8			75.0%	2nd half: 10-11			90.9%	Game: 15-19			79.2%	2					



Official Basketball Box Score -- Game Totals -- Final Statistics

Seton Hall vs Providence

1/15/19 6:31 p.m. at Providence, R.I. - Dunkin' Donuts Center

Seton Hall 63 • 12-6, 3-3 BE

#	Player	Total		3-Ptr	FT-FTA	Rebounds			PF	TP	A	TO	Blk	Stl	Min
		FG-FGA	FG-FGA			Off	Def	Tot							
01	NZEI, Michael	f	4-7	0-0	2-2	1	7	8	3	10	1	1	0	0	36
23	MAMUKELASHVILI, S.	f	1-2	0-1	0-0	1	5	6	4	2	2	4	2	0	18
00	McKNIGHT, Quincy	g	7-15	1-2	1-1	1	2	3	1	16	4	6	0	2	34
13	POWELL, Myles	g	4-15	1-6	3-3	1	1	2	4	12	2	4	0	2	36
22	CALE, Myles	g	3-7	3-4	0-0	2	6	8	5	9	1	0	0	1	33
02	NELSON, Anthony	g	0-1	0-0	0-0	0	2	2	0	0	0	1	0	0	6
14	RHODEN, Jared	g	0-2	0-2	2-2	0	2	2	2	2	0	0	0	1	11
15	THOMPSON, Taurean	g	3-4	0-1	2-2	0	2	2	1	8	0	3	0	1	15
32	BRODIE, Darnell	g	1-2	0-0	0-0	0	2	2	0	2	1	0	1	0	6
33	REYNOLDS, Shavar	g	0-0	0-0	2-2	1	1	2	2	2	0	1	0	0	5
Team						1	1	2			1				
Totals			23-55	5-16	12-12	8	31	39	22	63	10	22	2	7	200
FG % 1st Half: 14-29		48.3%	2nd half: 9-26		34.6%	Game: 23-55		41.8%	Deadball						
3FG % 1st Half: 3-7		42.9%	2nd half: 2-9		22.2%	Game: 5-16		31.3%	Rebounds						
FT % 1st Half: 2-2		100.0	2nd half: 10-10		100.0	Game: 12-12		100.0	0						

Providence 72 • 11-6, 1-3 BE

#	Player	Total		3-Ptr	FT-FTA	Rebounds			PF	TP	A	TO	Blk	Stl	Min
		FG-FGA	FG-FGA			Off	Def	Tot							
05	NICHOLS, Jimmy	f	0-0	0-0	0-0	0	1	1	0	0	0	0	1	0	5
00	WATSON, Nate	c	3-10	0-0	3-5	2	2	4	0	9	0	1	1	1	24
04	DUKE, David	g	4-7	3-3	7-8	0	3	3	18	2	1	0	1	1	30
03	WHITE, Maliek	g	3-11	1-5	0-1	1	3	4	0	7	0	2	1	3	32
11	DIALLO, Alpha	g	6-9	0-2	3-6	4	4	8	2	15	5	5	1	0	37
01	ASHTON-LANGFORD, M	g	2-7	0-3	0-0	0	2	2	4	4	5	1	0	2	26
02	MONROE, Kris	g	1-3	1-3	0-0	0	1	1	0	3	0	0	0	0	6
13	YOUNG, Kalif	g	3-5	0-0	0-0	1	5	6	1	6	0	0	1	1	15
25	EDWARDS, Drew	g	1-1	1-1	2-2	0	0	0	0	5	1	0	0	1	8
44	JACKSON, Isaiah	g	1-5	1-3	2-4	1	2	3	2	5	1	1	0	0	17
Team						1	1	2			3				
Totals			24-58	7-20	17-26	10	24	34	12	72	14	14	5	9	200
FG % 1st Half: 11-30		36.7%	2nd half: 13-28		46.4%	Game: 24-58		41.4%	Deadball						
3FG % 1st Half: 3-10		30.0%	2nd half: 4-10		40.0%	Game: 7-20		35.0%	Rebounds						
FT % 1st Half: 5-7		71.4%	2nd half: 12-19		63.2%	Game: 17-26		65.4%	2						

Officials: Mike Roberts, Lamar Simpson, Nathan Farrell
 Technical fouls: Seton Hall-POWELL, Myles. Providence-DIALLO, Alpha.
 Attendance: 11367

Score by periods	1st	2nd	Total
Seton Hall	33	30	63
Providence	30	42	72

Last FG - HALL 2nd-00:10, PC 2nd-01:55.
 Largest lead - HALL by 8 1st-14:58, PC by 11 2nd-07:17.
 HALL led for 20:13. PC led for 15:20. Game was tied for 04:27.

Score tied - 5 times.
 Lead changed - 6 times.

Official Basketball Box Score -- Game Totals -- Final Statistics

Providence vs Marquette

01/20/19 11:00 am at Milwaukee, Wis. (Fiserv Forum)

Providence 68 • 11-6

#	Player	Total		3-Ptr	FT-FTA	Rebounds			PF	TP	A	TO	Blk	Stl	Min
		FG-FGA	FG-FGA			Off	Def	Tot							
05	NICHOLS, Jimmy	f	3-4	0-1	1-3	2	3	5	3	7	3	1	2	0	24
00	WATSON, Nate	c	8-14	0-0	5-6	2	3	5	2	21	1	2	0	0	26
03	DUKE, David	g	1-5	0-2	0-2	1	3	4	4	2	2	2	0	1	20
04	WHITE, Maliek	g	1-5	1-1	0-2	0	3	3	3	3	4	0	0	2	22
11	DIALLO, Alpha	g	7-15	1-3	1-2	2	4	6	5	16	1	2	0	1	35
01	ASHTON-LANGFORD, M	g	1-7	0-3	0-1	1	4	5	4	2	7	1	0	0	22
02	MONROE, Kris	g	1-3	1-3	0-0	0	0	0	0	3	0	1	0	0	5
13	YOUNG, Kalif	g	0-0	0-0	2-2	1	1	2	1	2	1	0	0	0	12
25	EDWARDS, Drew	g	2-4	0-1	1-2	0	0	0	1	5	0	0	0	2	15
44	JACKSON, Isaiah	g	2-6	1-5	2-3	2	5	7	1	7	0	1	0	0	19
Team						3	2	5							
Totals			26-63	4-19	12-23	15	28	43	24	68	19	10	2	6	200
FG % 1st Half: 13-35		37.1%	2nd half: 13-28		46.4%	Game: 26-63		41.3%	Deadball						
3FG % 1st Half: 2-13		15.4%	2nd half: 2-6		33.3%	Game: 4-19		21.1%	Rebounds						
FT % 1st Half: 5-9		55.6%	2nd half: 7-14		50.0%	Game: 12-23		52.2%	3						

Marquette 79 • 15-3

#	Player	Total		3-Ptr	FT-FTA	Rebounds			PF	TP	A	TO	Blk	Stl	Min
		FG-FGA	FG-FGA			Off	Def	Tot							
04	Theo John	f	1-3	0-0	0-0	1	5	6	4	2	0	1	5	1	27
22	Joey Hauser	f	4-5	2-2	1-1	0	4	4	4	11	3	1	0	0	29
00	Markus Howard	g	4-15	2-5	14-16	1	8	9	2	24	3	3	0	1	37
02	Sacar Anim	g	2-8	1-2	0-0	0	1	1	1	5	3	0	0	1	37
10	Sam Hauser	g	8-13	4-7	5-5	0	7	7	1	25	4	0	1	0	37
01	Brendan Bailey	g	1-4	1-4	0-0	0	0	0	1	3	0	0	0	1	10
21	Joseph Chartouny	g	0-2	0-2	0-0	0	1	1	1	0	3	0	0	1	10
30	Ed Morrow	g	3-4	0-0	3-3	1	0	1	4	9	0	1	0	0	13
52	Cam Marotta	g	0-0	0-0	0-0	0	0	0	0	0	0	0	0	0	0+
Team						0	2	2							
Totals			23-54	10-22	23-25	3	28	31	18	79	16	6	6	5	200
FG % 1st Half: 7-25		28.0%	2nd half: 16-29		55.2%	Game: 23-54		42.6%	Deadball						
3FG % 1st Half: 5-14		35.7%	2nd half: 5-8		62.5%	Game: 10-22		45.5%	Rebounds						
FT % 1st Half: 6-6		100.0	2nd half: 17-19		89.5%	Game: 23-25		92.0%	2,2						

Officials: Tony Chiazza, Pat Driscoll, Matt Potter
 Technical fouls: Providence-None. Marquette-Ed Morrow.
 Attendance: 17524

2018-19 Men's Basketball. Round: 0. Marquette vs Providence. Played at .

Score by periods	1st	2nd	Total
Providence	33	35	68
Marquette	25	54	79

Last FG - PC 2nd-02:04, MU 2nd-01:46.
 Largest lead - PC by 9 1st-08:22, MU by 11 2nd-02:36.
 PC led for 25:02. MU led for 11:53. Game was tied for 03:05.

Score tied - 3 times.
 Lead changed - 8 times.



Official Basketball Box Score -- Game Totals -- Final Statistics

Providence vs Xavier

01/23/19 6:30 PM at Cincinnati, Ohio (Cintas Center)



Providence 64 • 12-7, 2-4 BE

#	Player		Total			3-Ptr	Rebounds			PF	TP	A	TO	Blk	Stl	Min
			FG-FGA	FG-FGA	FT-FTA		Off	Def	Tot							
05	NICHOLS, Jimmy	f	1-3	1-1	0-0	0	1	1	0	3	0	2	1	0	10	
00	WATSON, Nate	c	4-7	0-0	3-3	3	3	6	2	11	0	0	3	0	24	
03	DUKE, David	g	1-5	0-2	0-0	1	0	1	1	2	3	1	0	0	19	
04	WHITE, Maliek	g	3-7	1-3	0-0	1	1	2	1	7	3	0	0	1	22	
11	DIALLO, Alpha	g	4-13	1-3	2-3	2	4	6	2	11	5	1	1	5	36	
01	ASHTON-LANGFORD, M	g	1-5	0-3	0-0	0	0	0	3	2	3	3	0	3	25	
02	MONROE, Kris	g	0-2	0-1	2-2	1	1	2	0	2	0	0	0	0	5	
13	YOUNG, Kalif	g	3-4	0-0	1-2	2	2	4	2	7	0	1	0	1	16	
25	EDWARDS, Drew	g	2-7	2-6	0-0	0	1	1	1	6	0	2	0	0	14	
44	JACKSON, Isaiah	g	6-8	1-3	0-0	3	1	4	0	13	2	0	0	1	29	
	Team					1	2	3							20	
	Totals		25-61	6-22	8-10	14	16	30	12	64	16	10	5	11	200	
	FG % 1st Half:	13-33	39.4%	2nd half:	12-28	42.9%	Game:	25-61	41.0%						Deadball	
	3FG % 1st Half:	3-11	27.3%	2nd half:	3-11	27.3%	Game:	6-22	27.3%						Rebounds	
	FT % 1st Half:	4-5	80.0%	2nd half:	4-5	80.0%	Game:	8-10	80.0%						0.1	

Official Basketball Box Score -- Game Totals -- Final Statistics
Providence vs DePaul
02/02/19 1:30 pm at Chicago, Ill. (Wintrust Arena)

Providence 63 • 13-8Seton Hall 65 • 13-8

Officials: Brian Dorsey, John Higgins, Pat Driscoll
Technical fouls: Providence-None. Seton Hall-None.

Attendance: 7858
2018-19 Men's Basketball. Round: 0. Providence vs Seton Hall. Played at .

	In	Off	2nd	Fast	
Points	Paint	T/O	Chance	Break	Bench
PC	22	20	5	8	24
SH	40	17	2	13	10

Last FG - PC 2nd-03:42, SH 2nd-01:47.
Largest lead - PC by 7 2nd-15:12, SH by 9 1st-05:20.
PC led for 14:16. SH led for 20:57. Game was tied for 04:47.

Georgetown 76 • 15-8, 5-5

Providence 67 • 13-10, 3-7

Officials: Tony Chiazza, Bill Covington, Bo Boroski
Technical fouls: Georgetown-LEBLANC, Josh. Providence-DUKE, David.
Attendance: 12115

	In	Off	2nd	Fast	
Points	Paint	T/O	Chance	Break	Bench
GU	30	15	8	15	11
PC	32	12	10	2	24

GU led for 29:09, PC led for 08:12. Game was tied for 02:39

FG % 1st Half:	8-31	25.8%	2nd half:	8-25	32.0%	Game:	16-56	28.6%	Deadball
3FG % 1st Half:	3-12	25.0%	2nd half:	4-17	23.5%	Game:	7-29	24.1%	Rebounds
FT % 1st Half:	4-6	66.7%	2nd half:	12-12	100.0	Game:	16-18	88.9%	2

FG % 1st Half: 14-29	48.3%	2nd half: 9-28	32.1%	Game: 23-57	40.4%	Deadball Rebounds 1
3FG % 1st Half: 2-7	28.6%	2nd half: 2-8	25.0%	Game: 4-15	26.7%	
FT % 1st Half: 3-4	75.0%	2nd half: 14-14	100.0	Game: 17-18	94.4%	

Officials: Evon Burroughs, Jeffrey Anderson, Brian O'Connell
Technical fouls: Providence-None, DePaul-None.

Attendance: 5173
2018-19 Men's Basketball. Round: 0. DePaul vs Providence. Played at

Points	In Paint	Off T/O	2nd Chance	Fast Break	Bench
PC	12	23	11	4	12
DP	30	15	11	4	12

Last FG - PC 2nd-06:01, DP 2nd-01:24.
Largest lead - PC by 2 1st-16:05, DP by 10 1st-00:04.
PC led for 04:59. DP led for 30:52. Game was tied for 03:59.

Providence vs St. John's

2/9/19 12:00 pm at New York, N.Y. (Madison Square Garden)

Providence 70 • 14-10, 4-7 BE

St. John's 56 • 17-7, 5-6 BE

Officials: MATT POTTER,JOHN GAFFNEY,PAT DRISCOLL
Technical fouls: Providence-None, St. John's-None

Attendance: 16268

	In	Off	2nd	Fast	
Points	Paint	T/O	Chance	Break	Bench
PC	22	10	19	5	17
SJU	24	16	4	2	5

Last FG - PC 2nd-01:28, SJU 2nd-00:26.
Largest lead - PC by 16 2nd-01:14, SJU by 2 1st-19:03.
PC led for 25:05. SJU led for 05:17. Game was tied for 09:38

Score tied - 9 times.
Lead changed - 13 times.



Official Basketball Box Score -- Game Totals -- Final Statistics

Providence vs Villanova

02/13/19 6:30 pm at Finneran Pavilion

Providence 67 • 14-11, 4-8 BE

#	Player	Total		3-Ptr	FT-FTA	Rebounds			PF	TP	A	TO	Blk	Stl	Min
		FG-FGA	FG-FGA			Off	Def	Tot							
00	WATSON, Nate	c	8-13	0-0	2-2	4	2	6	1	18	0	1	0	1	27
03	DUKE, David		2-2	0-0	0-1	0	2	2	5	4	2	2	0	0	16
10	REEVES, A.J.	g	2-5	2-3	0-0	0	2	2	1	6	2	0	0	0	18
11	DIALLO, Alpha	g	4-11	1-3	2-3	2	5	7	4	11	4	5	0	2	33
44	JACKSON, Isaiah	g	2-8	0-3	4-4	0	2	2	0	8	6	0	0	0	33
01	ASHTON-LANGFORD, M		0-4	0-2	0-0	0	1	1	4	0	2	3	0	0	23
02	MONROE, Kris		0-0	0-0	0-0	0	1	1	1	0	0	0	0	0	2
04	WHITE, Maliek		3-7	2-6	0-0	0	1	1	1	8	0	0	0	1	15
05	NICHOLS, Jimmy		0-1	0-0	1-2	0	1	1	0	1	0	1	0	0	2
13	YOUNG, Kalif		2-2	0-0	2-2	4	0	4	2	6	1	1	0	0	13
25	EDWARDS, Drew		1-4	1-4	2-2	1	2	3	4	5	0	1	0	2	18
Team						5	1	6							
Totals			24-57	6-21	13-16	16	20	36	23	67	17	15	0	6	200
FG % 1st Half: 14-31		45.2%	2nd half: 10-26		38.5%	Game: 24-57		42.1%	Deadball						
3FG % 1st Half: 5-12		41.7%	2nd half: 1-9		11.1%	Game: 6-21		28.6%	Rebounds						
FT % 1st Half: 1-2		50.0%	2nd half: 12-14		85.7%	Game: 13-16		81.3%	1						

Villanova 85 • 20-5, 11-1 BE

#	Player	Total		3-Ptr	FT-FTA	Rebounds			PF	TP	A	TO	Blk	Stl	Min
		FG-FGA	FG-FGA			Off	Def	Tot							
04	Paschall, Eric	f	10-13	5-6	0-0	1	0	1	2	25	3	0	1	0	34
25	Bey, Saddiq	f	2-5	2-3	0-0	2	4	6	3	6	0	1	0	1	33
13	Samuels, Jermaine	f	2-2	0-0	2-4	1	4	5	3	6	3	2	1	0	30
02	Gillespie, Collin	g	1-9	0-6	5-5	0	0	0	2	7	8	1	0	2	28
05	Booth, Phil	g	8-16	2-5	4-9	2	2	4	3	22	3	5	0	1	36
01	Quinerly, Jahvon		0-2	0-1	2-2	0	0	0	0	2	1	0	0	0	4
03	Slater, Brandon		0-0	0-0	0-0	0	0	0	1	0	0	0	1	0	2
21	Cosby-Roundtree, D		4-4	0-0	4-4	2	5	7	5	12	1	1	2	0	17
24	Cremo, Joe		1-3	1-2	2-2	0	0	0	1	5	0	1	0	1	15
34	Delaney, Tim		0-0	0-0	0-0	0	1	1	0	0	0	0	0	0	1
Team						2	3	5							
Totals			28-54	10-23	19-26	10	19	29	20	85	19	11	5	5	200
FG % 1st Half: 11-27		40.7%	2nd half: 17-27		63.0%	Game: 28-54		51.9%	Deadball						
3FG % 1st Half: 3-11		27.3%	2nd half: 7-12		58.3%	Game: 10-23		43.5%	Rebounds						
FT % 1st Half: 14-14		100.0	2nd half: 5-12		41.7%	Game: 19-26		73.1%	3						

Officials: Nathan Farrell, Brent Hampton, Jamie Luckie
 Technical fouls: Providence-Duke, David, Villanova-None.
 Attendance: 6501

Score by periods	1st	2nd	Total
Providence	34	33	67
Villanova	39	46	85

Official Basketball Box Score -- Game Totals -- Final Statistics

St. John's vs Providence

2/20/19 8:45 p.m. at Providence, R.I. - Dunkin' Donuts Center

St. John's 59 • 19-8, 7-7

#	Player	Total		3-Ptr	FT-FTA	Rebounds			PF	TP	A	TO	Blk	Stl	Min
		FG-FGA	FG-FGA			Off	Def	Tot							
13	CLARK II, Marvin	f	0-2	0-2	0-0	0	3	3	5	0	0	0	1	0	8
30	FIGUEROA, LJ	f	7-19	2-4	0-4	1	3	4	3	16	1	2	0	4	30
02	PONDS, Shamorie		2-9	0-3	0-0	0	3	3	1	4	5	2	0	0	29
05	SIMON, Justin	g	3-6	0-0	4-5	1	4	5	2	10	3	3	1	2	34
14	HERON, Mustapha	g	2-9	1-4	3-5	0	5	5	2	8	0	2	0	2	22
00	Sedee Keita		1-2	0-0	1-2	0	1	1	3	3	0	1	1	0	16
01	ROBERTS, Josh		1-4	0-0	0-0	2	2	4	1	2	2	0	0	0	12
04	WILLIAMS JR, Greg		0-1	0-0	0-0	0	1	1	1	0	0	2	0	1	9
10	EARLINGTON, Marcellu		4-6	0-1	2-2	2	3	5	1	10	0	0	1	0	11
12	TRIMBLE JR, Bryan		2-2	2-2	0-0	0	0	0	3	6	1	0	0	1	25
23	COLE, Justin		0-0	0-0	0-0	0	0	0	1	0	1	0	0	0	2
32	CAMUS, Jay		0-1	0-1	0-0	0	0	0	0	0	0	0	0	0	2
Team						3	1	4							
Totals			22-61	5-17	10-18	9	26	35	23	59	13	12	4	10	200
FG % 1st Half: 10-31		32.3%	2nd half: 12-30		40.0%	Game: 22-61		36.1%	Deadball						
3FG % 1st Half: 3-8		37.5%	2nd half: 2-9		22.2%	Game: 5-17		29.4%	Rebounds						
FT % 1st Half: 3-5		60.0%	2nd half: 7-13		53.8%	Game: 10-18		55.6%	4						

Providence 78 • 15-12, 5-9

#	Player	Total		3-Ptr	FT-FTA	Rebounds			PF	TP	A	TO	Blk	Stl	Min
		FG-FGA	FG-FGA			Off	Def	Tot							
00	WATSON, Nate	c	8-12	0-0	5-11	4	5	9	1	21	0	2	1	1	35
01	ASHTON-LANGFORD, M	g	1-1	1-1	0-0	0	0	0	0	3	1	0	0	0	2
03	DUKE, David	g	1-3	0-1	4-4	0	2	2	0	6	2	3	0	0	30
10	REEVES, A.J.	g	1-4	1-2	5-5	0	5	5	1	8	1	1	0	1	27
11	DIALLO, Alpha	g	4-14	0-1	8-11	2	9	11	4	16	3	1	0	1	30
02	MONROE, Kris		0-0	0-0	0-0	0	0	0	0	0	1	0	0	0	3
04	WHITE, Maliek		4-7	3-5	0-0	0	3	3	1	11	2	5	0	4	33
05	NICHOLS, Jimmy		0-1	0-1	0-0	0	1	1	1	0	0	0	2	0	5
24	FONTS, Andrew		0-0	0-0	0-0	0	0	0	1	0	0	1	0	1	2
25	EDWARDS, Drew		0-1	0-1	2-2	0	2	2	2	2	1	0	0	1	12
44	JACKSON, Isaiah		3-8	2-5	3-4	3	6	9	2	11	5	1	0	0	21
Team						1	1	2							
Totals			22-51	7-17	27-37	10	34	44	13	78	15	15	3	9	200
FG % 1st Half: 10-30		33.3%	2nd half: 12-21		57.1%	Game: 22-51		43.1%	Deadball						
3FG % 1st Half: 4-9		44.4%	2nd half: 3-8		37.5%	Game: 7-17		41.2%	Rebounds						
FT % 1st Half: 10-13		76.9%	2nd half: 17-24		70.8%	Game: 27-37		73.0%	3						

Officials: Mike Roberts, Kip Kissinger, Brent Hampton
 Technical fouls: St. John's-CLARK II, Marvin 2; TEAM. Providence-None.
 Attendance: 9872

Score by periods	1st	2nd	Total
St. John's	26	33	59
Providence	34	44	78

Last FG - SJU 2nd-00:16, PC 2nd-03:14.
 Largest lead - SJU None, PC by 28 2nd-04:31.
 SJU led for 00:00. PC led for 39:36. Game was tied for 00:24.

Score tied - 0 times.
 Lead changed - 0 times.

Official Basketball Box Score -- Game Totals -- Final Statistics

Xavier vs Providence

2/16/19 2:07 p.m. at Dunkin' Donuts Center - Providence, R.I.

Xavier 75 • 13-13, 5-8

#	Player		Total			3-Ptr	Rebounds			PF	TP	A	TO	Blk	Stl	Min
			FG-FGA	FG-FGA	FT-FTA		Off	Def	Tot							
00	JONES, Tyrique	f	9-11	0-0	1-2	2	10	12	3	19	0	2	2	1	33	
13	MARSHALL, Naji	g	6-11	2-5	0-0	0	7	7	4	14	4	3	0	0	39	
35	HANKINS, Zach	f	4-7	0-0	5-6	3	3	6	1	13	0	2	1	1	17	
01	SCRUGGS, Paul	g	2-5	1-1	1-2	0	2	2	3	6	6	5	0	2	30	
03	GOODIN, Quentin	g	5-11	2-4	1-3	0	3	3	4	13	7	4	0	1	35	
02	CASTLIN, Kyle		0-0	0-0	0-0	0	2	2	0	0	1	0	0	0	20	
04	HARDEN, Elias		1-1	1-1	1-2	0	1	1	0	4		0	1	0	12	
12	JAMES, Dontarius		0-0	0-0	0-0	0	0	0	0	0	0	0	0	0	04	
32	WELAGE, Ryan		2-3	2-3	0-0	0	0	1	0	6	0	0	0	0	14	
Team						2	1	3			1					
Totals			29-49	8-14	9-15	7	30	37	15	75	18	18	3	6	200	
FG % 1st Half: 10-23			43.5%	2nd half: 19-26	73.1%	Game: 29-49			59.2%	Deadball Rebounds						
3FG % 1st Half: 2-7			28.6%	2nd half: 6-7	85.7%	Game: 8-14			57.1%	4						
FT % 1st Half: 4-8			50.0%	2nd half: 5-7	71.4%	Game: 9-15			60.0%							



Official Basketball Box Score -- Game Totals -- Final Statistics

Providence vs Butler
02/26/19 7:00 pm at

Providence 73 • 16-13

#	Player		Total		3-Ptr	Rebounds			PF	TP	A	TO	Blk	Stl	Min
			FG-FGA	FG-FGA		Off	Def	Tot							
00	WATSON, Nate	c	8-10	0-0	5-5	0	5	5	3	21	1	2	1	0	34
03	DUKE, David	g	0-4	0-3	0-0	0	5	5	3	0	2	4	1	1	30
04	WHITE, Maliek	g	1-6	0-3	3-3	0	2	2	3	5	1	1	0	0	27
10	REEVES, A.J.	g	3-11	0-6	1-2	2	2	4	1	7	3	1	0	2	31
11	DIALLO, Alpha	g	4-7	1-3	5-10	2	5	7	4	14	2	3	0	0	33
01	ASHTON-LANGFORD, M	g	2-6	1-3	2-2	0	6	6	3	7	4	1	1	1	35
13	YOUNG, Kalif	g	2-4	1-1	0-0	0	2	2	2	5	0	1	1	0	11
44	JACKSON, Isaiah	g	4-10	2-6	4-4	3	2	5	3	14	1	0	2	3	24
Team						3	0	3							
Totals			24-58	5-25	20-27	10	29	39	22	73	14	13	6	7	225

FG % 1st Half: 11-27 40.7% 2nd half: 10-26 38.5% OT: 3-5 60.0% Game: 24-58 41.4% Deadball
3FG % 1st Half: 2-11 18.2% 2nd half: 1-10 10.0% OT: 2-4 50.0% Game: 5-25 20.0% Rebounds
FT % 1st Half: 8-9 88.9% 2nd half: 9-12 75.0% OT: 3-6 50.0% Game: 20-27 74.1% 5

Butler 67 • 15-13

#	Player		Total		3-Ptr	Rebounds			PF	TP	A	TO	Blk	Stl	Min
			FG-FGA	FG-FGA		Off	Def	Tot							
01	Jordan Tucker	f	3-11	2-8	7-8	0	3	3	1	15	0	0	0	0	25
22	Sean McDermott	f	0-6	0-5	2-2	1	4	5	4	2	0	0	0	0	36
50	Joey Brunk	c	3-5	0-0	1-2	3	1	4	1	7	0	1	0	1	12
02	Aaron Thompson	g	1-5	0-0	1-2	0	1	1	4	3	5	3	0	3	31
03	Kamar Baldwin	g	8-20	2-5	9-10	1	5	6	3	27	2	3	0	3	42
05	Paul Jorgensen	g	0-4	0-2	2-2	0	1	1	1	2	0	1	1	0	17
20	Henry Baddley	g	0-1	0-0	0-0	0	0	0	1	0	0	0	0	0	9
25	Christian David	g	0-1	0-0	1-3	0	5	5	1	1	0	1	2	0	21
33	Bryce Golden	g	0-1	0-1	0-0	0	1	1	1	0	0	0	0	0	5
51	Nate Fowler	g	4-6	2-3	0-0	2	2	4	3	10	0	3	0	0	27
Team						4	1	5							
Totals			19-60	6-24	23-29	11	24	35	20	67	7	12	3	7	225

FG % 1st Half: 7-25 28.0% 2nd half: 11-28 39.3% OT: 1-7 14.3% Game: 19-60 31.7% Deadball
3FG % 1st Half: 2-8 25.0% 2nd half: 4-12 33.3% OT: 0-4 0.0% Game: 6-24 25.0% Rebounds
FT % 1st Half: 11-11 100.0% 2nd half: 9-12 75.0% OT: 3-6 50.0% Game: 23-29 79.3% 7,2

Officials: Bo Boroski,Ray Natili,James Breeding

Technical fouls: Providence-None. Butler-None.

Attendance: 8149

2018-19 Men's Basketball. Round: 0. Butler vs Providence. Played at .

Score by periods	1st	2nd	OT	Total
Providence	32	30	11	73
Butler	27	35	5	67

Official Basketball Box Score -- Game Totals -- Final Statistics

Providence vs Creighton

03-06-19 7:05 p.m. at Omaha, Neb. (CHI Health Center Omaha)

Providence 70 • 16-14, 6-11 BE

#	Player		Total		3-Ptr	Rebounds			PF	TP	A	TO	Blk	Stl	Min
			FG-FGA	FG-FGA		Off	Def	Tot							
00	WATSON, Nate	c	4-5	0-0	0-0	0	4	4	2	8	1	1	0	0	21
03	DUKE, David	g	0-2	0-1	0-0	0	2	2	2	0	1	3	0	0	19
04	WHITE, Maliek	g	3-8	1-3	0-0	0	0	0	4	7	2	4	0	3	30
10	REEVES, A.J.	g	3-9	0-4	0-0	3	3	6	0	6	1	3	0	0	21
11	DIALLO, Alpha	g	5-11	0-2	3-10	4	8	12	5	13	2	1	0	1	39
01	ASHTON-LANGFORD, M	g	0-4	0-2	0-0	0	0	0	1	0	0	5	0	0	13
05	NICHOLS, Jimmy	g	0-0	0-0	0-0	0	2	2	0	0	0	0	0	0	4
13	YOUNG, Kalif	g	5-8	1-1	1-4	2	2	4	2	12	0	0	1	2	24
25	EDWARDS, Drew	g	0-2	0-1	3-4	1	2	3	2	3	1	0	0	0	22
44	JACKSON, Isaiah	g	8-13	2-6	3-3	4	4	8	3	21	4	1	0	0	32
Team						0	3	3							
Totals			28-62	4-20	10-21	14	30	44	21	70	12	18	1	6	225

FG % 1st Half: 10-27 37.0% 2nd half: 13-27 48.1% OT: 5-8 62.5% Game: 28-62 45.2% Deadball
3FG % 1st Half: 2-8 25.0% 2nd half: 2-10 20.0% OT: 0-2 0.0% Game: 4-20 20.0% Rebounds
FT % 1st Half: 3-7 42.9% 2nd half: 6-12 50.0% OT: 1-2 50.0% Game: 10-21 47.6% 3

Creighton 76 • 17-13, 8-9 BE

#	Player		Total		3-Ptr	Rebounds			PF	TP	A	TO	Blk	Stl	Min
			FG-FGA	FG-FGA		Off	Def	Tot							
15	KRAMPELJ, Martin	f	4-7	0-2	7-10	5	5	10	4	15	3	1	1	3	31
01	MINTZ, Davion	g	5-12	1-5	0-0	0	5	5	2	11	2	2	0	2	40
05	ALEXANDER, Ty-Shon	g	6-14	3-9	2-3	0	3	3	3	17	1	2	1	2	31
11	ZEGAROWSKI, Marcus	g	3-12	1-9	3-5	0	5	5	1	10	1	2	0	2	42
24	BALLOCK, Mitch	g	2-10	2-10	1-2	1	5	6	4	7	3	0	0	0	32
02	CASHAW, Connor	g	1-1	0-0	0-0	1	2	3	2	3	2	1	1	0	10
13	BISHOP, Christian	g	1-1	0-0	0-0	2	0	2	2	1	2	0	0	0	10
14	JOSEPH, Kaleb	g	5-7	2-3	0-0	0	3	3	4	12	2	4	0	1	25
31	FROLING, Samson	g	0-0	0-0	0-0	0	0	0	1	0	0	1	0	0	4
Team						1	0	1							
Totals			27-64	9-38	13-20	14	28	42	23	76	13	13	2	13	225

FG % 1st Half: 11-29 37.9% 2nd half: 12-27 44.4% OT: 4-8 50.0% Game: 27-64 42.2% Deadball
3FG % 1st Half: 6-23 26.1% 2nd half: 2-12 16.7% OT: 1-3 33.3% Game: 9-38 23.7% Rebounds
FT % 1st Half: 0-0 0.0% 2nd half: 5-8 62.5% OT: 8-12 66.7% Game: 13-20 65.0% 4

Officials: Jamie Luckie, Clarence Armstrong, Nathan Farrell

Technical fouls: Providence-None. Creighton-None.

Attendance: 16903

Fouled out: Visitor #11 with 17.7 left in OT.

Score by periods	1st	2nd	OT	Total
Providence	25	34	11	70
Creighton	28	31	17	76

Last FG - PC OT-00:02, CU OT-01:01.
Largest lead - PC by 2 1st-19:32, CU by 16 2nd-12:02.
PC led for 01:46. CU led for 37:11. Game was tied for 06:03.

Points	In	Off	2nd	Fast	Bench
PC	46	16	15	8	36
CU	28	22	12	8	16

Score tied - 5 times.
Lead changed - 3 times.

Official Basketball Box Score -- Game Totals -- Final Statistics

Butler vs Providence

03/13/19 7:00 pm at New York, N.Y. (Madison Square Garden)

Butler 57 • 16-16

#	Player		Total		3-Ptr	Rebounds			PF	TP	A	TO	Blk	Stl	Min
			FG-FGA	FG-FGA		Off	Def	Tot							
22	Sean McDermott	f	0-3	0-1	0-0	0	3	3	4	0	0	0	0	0	25
51	Nate Fowler	c	2-5	1-2	1-2	2	3	5	2	6	1	4	0	0	19
02	Aaron Thompson	g	5-5	1-1	1-3	0	4	4	3	12	6	2	0	2	39
03	Kamar Baldwin	g	4-10	0-3	0-0	1	3	4	4	8	1	0	0	1	29
05	Paul Jorgensen	g	3-10	1-5	0-0	0	4	4	2	7	4	1	0	2	27
00	Campbell Donovan	g	0-1	0-1	0-0	0	0	0	0	0	0	0	0	0	1
01	Jordan Tucker	g	5-11	4-7	0-0	0	1	1	0	14	2	3	0	0	27
20	Henry Baddley	g	0-0	0-0	0-0	0	0	0	0	0	0	0	0	0	3
25	Christian David	g	1-2	0-1	0-0	0	1	1	2	2	1	1	0	0	9
33	Bryce Golden	g	1-2	0-0	0-0	0	0	0	2	2	0	0	0	0	6
50	Joey Brunk	g	2-4	0-0	2-2	0	1	1	0	6	0	1	0	0	15
Team						0	0	0							
Totals			23-53	7-21	4-7	3	20	23	19	57	15	12	0	6	200

FG % 1st Half: 11-26 42.3% 2nd half: 12-27 44.4% Game: 23-53 43.4% Deadball
3FG % 1st Half: 3-9 33.3% 2nd half: 4-12 33.3% Game: 7-21 33.3% Rebounds
FT % 1st Half: 2-5 40.0% 2nd half: 2-2 100.0 Game: 4-7 57.1% 1,1

Providence 80 • 18-14

#	Player		Total		3-Ptr	Rebounds			PF	TP	A	TO	Blk	Stl	Min
			FG-FGA	FG-FGA	FT-FTA	Off	Def	Tot							
00	WATSON, Nate	c	2-5	0-0	0-0	0	4	5	1	4	0	1	1	1	19
03	DUKE, David	g	6-8	2-3	2-2	0	0	0	2	16	1	3	0	1	28
04	WHITE, Maliek	g	8-11	3-6	0-1	0	3	3	1	19	5	2	0	3	35
10	REEVES, A.J.	g	1-3	1-3	0-0	0	4	4	2	3	0	0	0	0	16
11	DIALLO, Alpha	g	7-13	2-3	2-3	0	8	8	0	18	4	0	1	0	36
01	ASHTON-LANGFORD, M	g	0-2	0-1	0-0	0	0	0	0	0	2	0	1	0	8
02	MONROE, Kris	g	0-0	0-0	0-0	0	0	0	0	0	0	0	0	0	2
05	NICHOLS, Jimmy	g	0-0	0-0	1-2	0	2	2	1	1	0	1	0	0	3
13	YOUNG, Kalif	g	1-2	0-1	2-5	2	2	4	2	4	0	1	2	0	20
24	FONTS, Andrew	g	1-1	0-0	0-0	0	0	0	0	2	0	0	0	0	1
25	EDWARDS, Drew	g	0-1	0-1	0-0	0	0	0	0	0	0	0	0	0	3
44	JACKSON, Isaiah	g	3-6	3-5	4-4	1	4	5	0	13	3	2	0	1	29
	Team					0	0	0							
Totals			29-52	11-23	11-17	4	27	31	9	80	15	10	5	6	200



Official Basketball Box Score -- Game Totals -- Final Statistics
Providence vs Villanova
03/14/19 12:00 pm at New York, N.Y. (Madison Square Garden)

Providence 62 • 18-15

#	Player	Total		3-Ptr	Rebounds			PF	TP	A	TO	Blk	Stl	Min
		FG-FGA	FG-FGA	FT-FTA	Off	Def	Tot							
00	WATSON, Nate	c	5-7	0-0	5-5	1	4	5	3	15	0	1	0	26
03	DUKE, David	g	3-10	0-2	0-1	0	3	3	2	6	0	4	0	29
04	WHITE, Maliek	g	1-4	1-2	3-4	1	0	1	0	6	3	3	0	25
10	REEVES, A.J.	g	2-7	1-4	0-0	2	8	10	3	5	0	2	0	21
11	DIALLO, Alpha	g	5-8	1-3	3-5	0	3	3	4	14	2	5	1	35
01	ASHTON-LANGFORD, M	g	0-0	0-0	2-2	0	2	2	1	2	2	2	1	15
13	YOUNG, Kalif		0-2	0-1	0-0	1	1	2	2	0	1	0	0	13
25	EDWARDS, Drew		0-1	0-1	0-0	0	2	2	0	0	0	0	1	7
44	JACKSON, Isaiah		4-10	2-7	4-4	0	1	1	3	14	3	1	0	29
Team					0	0	0							
Totals			20-49	5-20	17-21	5	24	29	18	62	11	19	3	200
FG % 1st Half:		9-24	37.5%	2nd half:	11-25	44.0%	Game:	20-49	40.8%	Deadball				
3FG % 1st Half:		3-10	30.0%	2nd half:	2-10	20.0%	Game:	5-20	25.0%	Rebounds				
FT % 1st Half:		3-5	60.0%	2nd half:	14-16	87.5%	Game:	17-21	81.0%	3,3				

Villanova 73 • 23-9

#	Player	Total		3-Ptr	Rebounds			PF	TP	A	TO	Blk	Stl	Min
		FG-FGA	FG-FGA	FT-FTA	Off	Def	Tot							
04	Paschall,Eric	f	6-13	1-4	7-10	4	6	10	1	20	2	2	1	38
15	Bey,Saddiq	f	0-4	0-2	0-0	1	1	2	5	0	1	0	1	16
23	Samuels,Jermaine	f	1-5	1-3	5-6	0	7	7	0	8	1	0	0	32
02	Gillespie,Collin	g	7-15	5-10	0-0	0	1	1	2	19	6	3	1	35
05	Booth,Phil	g	5-11	2-7	1-3	2	1	3	4	13	1	6	1	35
10	Swider,Cole		1-3	1-2	2-2	1	0	1	1	5	2	0	0	15
21	Cosby-Roundtree,D		2-6	0-0	4-4	3	7	10	5	8	1	1	0	24
24	Cremo,Joe		0-3	0-3	0-0	1	1	2	0	0	0	0	0	5
34	Delaney,Tim		0-0	0-0	0-0	0	0	0	0	0	0	0	0	0+
Team					0	0	0							
Totals			22-60	10-31	19-25	12	24	36	18	73	14	13	4	200
FG % 1st Half:		11-34	32.4%	2nd half:	11-26	42.3%	Game:	22-60	36.7%	Deadball				
3FG % 1st Half:		6-20	30.0%	2nd half:	4-11	36.4%	Game:	10-31	32.3%	Rebounds				
FT % 1st Half:		3-4	75.0%	2nd half:	16-21	76.2%	Game:	19-25	76.0%	5,1				

Officials: Tim Clougherty,Brent Hampton,Mike Roberts

Technical fouls: Providence-None. Villanova-None.

Attendance: 19534

2018-19 Men's Basketball. Round: 0. Providence vs Villanova. Played at .

Score by periods	1st	2nd	Total
Providence	24	38	62
Villanova	31	42	73

Points	In	Off	2nd	Fast	Bench
PC	Paint	T/O	Chance	Break	
VU	28	15	8	10	16
	24	24	19	6	13

Last FG - PC 2nd-03:21, VU 2nd-00:19.

Largest lead - PC by 7 1st-14:53, VU by 13 2nd-00:19.

PC led for 04:16. VU led for 30:37. Game was tied for 05:07.

Score tied - 5 times.
Lead changed - 4 times.



2018-19 PROVIDENCE COLLEGE WINS AND LOSSES

FRIARS RECORD WHEN....

Providence shoots 50% or better from the floor	5-0
Providence shoots less than 50% from the floor	13-15
Providence holds opponent to 49% or less from the floor	17-11
Providence opponent shoots 50% or better from the floor	1-4
Providence outrebounds opponent.....	15-4
Opponent outrebounds Providence	3-11
Rebounds are tied.....	0-0
Providence makes 40% of three point tries.....	8-1
Providence makes less than 40% of three point tries	10-14
Providence scores less than 60 points	1-5
Providence scores 60 or more points.....	17-12
Providence scores 70 or more points.....	15-4
Providence scores 80 or more points.....	5-2
Opponent held to less than 60 points.....	6-0
Opponent scores 60 or more points.....	12-15
Opponent scores 70 or more points.....	3-11
Opponent scores 80 or more points.....	1-3

FRIARS WHEN AHEAD, TIED AND TRAILING IN 2018-19....

	WHEN AHEAD	WHEN TIED	WHEN TRAILING
Halftime	14-4	0-0	4-11
10 Minutes Left	18-4	0-0	0-11
5 Minutes Left	17-2	0-1	1-12

2018-19 STARTING LINEUPS RECORDS:

Young, Diallo, Reeves, Duke, Jackson: 2-1
 Young, Diallo, Reeves, Duke, Nichols: 5-2
 Young, Diallo, White, Duke, Nichols: 3-1
 Watson, Diallo, White, Duke, Nichols: 2-4
 Watson, Diallo, White, Duke, Jackson: 1-0
 Watson, Diallo, White, Duke, Ashton-Langford: 0-1
 Watson, Nichols, Duke, Reeves, Diallo: 0-1
 Watson, Duke, Diallo, Ashton-Langford, Jackson: 1-0
 Watson, Duke, Diallo, Jackson, Reeves: 0-2
 Watson, Duke, Diallo, Reeves, Ashton-Langford: 1-0
 Watson, Duke, Diallo, Reeves, White: 3-3

RECORDS AS STARTERS IN 2018-19:

Jackson: 4-3
 Diallo: 18-15
 Young: 10-4
 Reeves: 11-8
 Duke: 18-15
 Nichols: 10-8
 White: 9-8
 Watson: 8-10
 Ashton-Langford: 2-1

GAMES LOST - INJURY/ILLNESS (10) IN 2018-19:

Reeves (9), Young (1)

GAMES PC PLAYERS LED IN 2018-19:

Scoring: Reeves 2, Diallo 8, Duke 2, Watson 1, Jackson 1, White 1

Rebounding:

Diallo 17, Nichols 1, Reeves 10

DOUBLE/DOUBLES:

Diallo 9, Watson (1)

TRIPLE/DOUBLES:

20-POINT GAMES:

Reeves 3; Diallo 9, Duke, Watson 3, Ashton-Langford, Jackson

30-POINT GAMES:

FRIARS' MARGIN DIFFERENTIAL

	1	2	3	4	5	6	7	8	9	10	11	12	13	14	15	16-20	21-25	26-30	31-34	35+
Lost	1	1	1			3			1		3	1		1		3				
Won		1	1		1	2			4	2		2	1			1	2	1		

PC By The Numbers

2018-19

LAST FIVE GAMES:	3-2
LAST TEN GAMES:	5-5
HOME:	11-6
ROAD:	5-6
NEUTRAL:	2-3
OVERTIME GAMES:	2-2
BIG EAST RECORD:	7-11
BIG EAST HOME:	4-6
BIG EAST AWAY:	3-5
LONGEST WIN STREAK:	4
LONGEST BIG EAST WIN STREAK:	2
LONGEST HOME WIN STREAK:	5
LONGEST BIG EAST HOME WIN STREAK:	2
LONGEST BIG EAST ROAD WIN STREAK:	1
LONGEST LOSING STREAK:	3
WHEN LEADING AT HALFTIME:	14-4
HOME:	9-2
AWAY:	4-2
NEUTRAL:	1-0
WHEN TRAILING AT HALFTIME:	4-11
HOME:	2-3
AWAY:	1-3
NEUTRAL:	1-3
WHEN TIED AT HALFTIME:	0-0
HOME:	0-0
AWAY:	0-0
NEUTRAL:	
RECORD BY THE DAY:	
Record on Monday	0-1
Record on Tuesday	7-0
Record on Wednesday	3-4
Record on Thursday	0-1
Record on Friday	1-2
Record on Saturday	5-5
Record on Sunday	2-2
RECORD BY THE MONTH:	
November	5-2
December	5-2
January	3-3
February	3-5
March	2-2
BY CONFERENCE:	
MAAC	2-0
American	0-1
America East	1-0
Patriot League	1-0
SEC	1-0
Big 10	0-1
Northeast	1-0
Atlantic 10	1-1
ACC	1-0
Northeast	1-0
Big 12	1-0
BIG EAST	8-12



0



Nate Watson
SO. 6-10 250
Arlington, Va.

1




Makai Ashton-Langford
SO. 6-3 185
Worcester, Mass.

2



Kris Monroe
FR. 6-8 220
Creedmoor, N.C.

3




David Duke
FR. 6-5 198
Providence, R.I.

4




Maliek White
JR. 6-3 190
Richmond, Va.

5




Jimmy Nichols
FR. 6-8 220
Conway, S.C.

10




A.J. Reeves
FR. 6-6 210
Roxbury, Mass.

11




Alpha Diallo
JR. 6-7 213
New York, N.Y.

13



Kalif Young
JR. 6-9 250
Vaughan, Ontario

15




Emmitt Holt
RS SR. 6-7 230
Rochester, N.Y.

24



Andrew Fonts
SO. 6-2 175
Portsmouth, R.I.

25



Drew Edwards
RS JR. 6-4 190
Perry Hall, Md.

44




Isaiah Jackson
RS SR. 6-6 215
Gainesville, Fla.



Ed Cooley
Head Coach




Jeff Battle
Assistant Coach




Brian Blaney
Assistant Coach




Ivan Thomas
Assistant Coach



Kevin Kurbec
Coordinator of
Basketball Operations



Nikola Knezevic
Associate Director
of Player Development/
Video Operations



Matthew Garvey
Special Assistant to
Head Coach

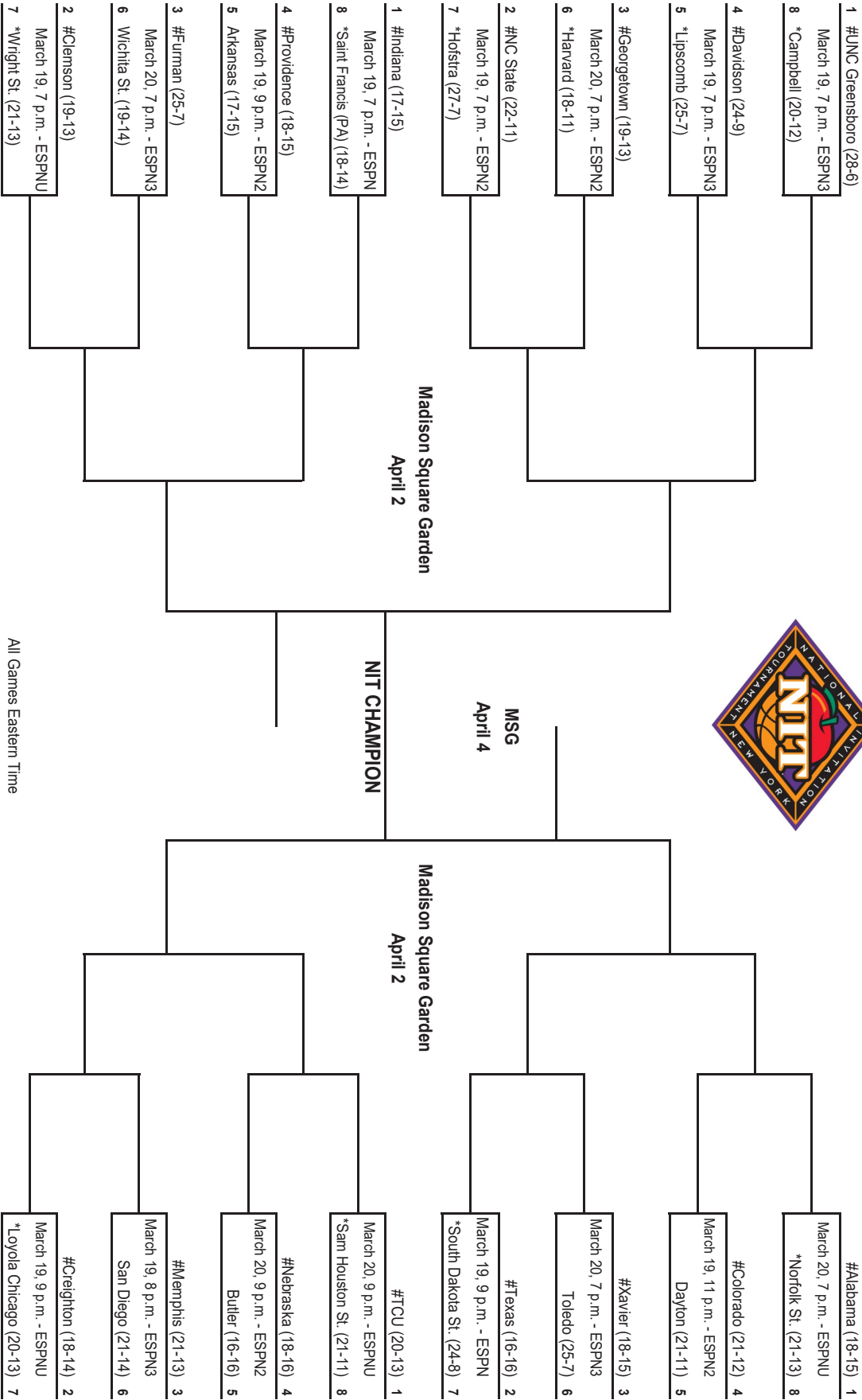


2019 NATIONAL INVITATION TOURNAMENT



First Round Second Round Quarterfinals Semifinals Championship Semifinals Quarterfinals Second Round First Round

March 19 & 20 March 21 - 25 March 26 & 27 April 2 April 4 April 2 March 26 & 27 March 21 - 25 March 19 & 20



© Copyright 2019 NIT, L.L.C.

All Games Eastern Time
*Automatic Qualifiers - Regular Season Conference Champions
#Host Institution