

2018-19 TCU WOMEN'S BASKETBALL GAME NOTES



TCU HORNED FROGS (22-10) vs. ARKANSAS RAZORBACKS (22-14)

THE MATCHUP



22-10 (10-8)	Record	22-14 (6-10)
NR/NR	Rankings (AP/Coaches)	NR/NR
58	NCAA RPI	67
Raegan Pebley	Head Coach	Mike Neighbors
93-70 (5th)	Record at School	35-32 (2nd)
249-245 (16th)	Overall Record	133-73 (6th)
Jordan Moore (16.2)	Top Scorer	Chelsea Dungee (20.5)
Jordan Moore (8.3)	Top Rebounder	Kiara Williams (6.6)
Kianna Ray (4.0)	Top Assists	Malica Monk (3.2)
@TCUWBBasketball	Twitter	@RazorbackWBB

THE SERIES

Overall:	Arkansas, 20-3
in Fayetteville:	Arkansas, 12-0
in TCU's Big 12 era (2012-present):	First meeting
Current Streak:	TCU, W1
Last Meeting:	TCU 67, UA 62
	Dec. 6, 2003 (Fort Worth, Texas)
Pebley vs. Opponent:	First meeting

THE STATS

TCU	Category	UA
68.8	Scoring Offense	73.8
60.6	Scoring Defense	69.5
+8.2	Scoring Margin	+4.3
.421	FG Percentage	.397
.388	FG Percentage Defense	.414
.304	3FG Percentage	.317
.314	3FG Percentage Defense	.292
6.0	3-pointers per game	7.9
.642	FT Percentage	.731
37.8	Rebounds	36.8
+1.3	Rebounding Margin	-6.6
15.5	Assists	11.4
15.3	Turnovers	11.5
17.9	Turnovers Forced	16.9
+2.7	Turnover Margin	+5.4
9.7	Steals	8.5
5.6	Blocks	3.9

THE LINEUP (PROJECTED STARTERS BASED ON LAST GAME)

PROBABLE STARTERS	Pos.	Ht.	Yr.	Hometown	PPG	RPG	APG	FG%	3FG	FT
00 Amy Okonkwo	F	6-2	Sr.	Rancho Cucamonga, Calif.	13.2	6.2	1.0*	.455	.368	.857
15 Jayde Woods	G	6-1	Jr.	Yorba Linda, Calif.	5.5	2.5	2.4	.399	.273	.602
20 Lauren Heard	G	5-9	So.	Denton, Texas	8.8	4.4	3.3	.323	.275	.630
22 Jordan Moore	C	6-3	Sr.	Round Rock, Texas	16.2	8.3	2.3^	.591	0-1	.628
25 Kianna Ray	G	6-1	Jr.	Austin, Texas	10.5	2.9	4.0	.381	.368	.656

OFF THE BENCH	Pos.	Ht.	Yr.	Hometown	PPG	RPG	APG	FG%	3FG	FT
1 Ryann Payne	G	5-6	Fr.	Valencia, Calif.	2.2	1.0	0.7	.269	.208	.478
5 Yummy Morris	F	6-3	Fr.	North Little Rock, Ark.	3.4	2.3	0.8^	.480	0-0	.732
21 Alexandria Crain	G	5-9	Fr.	McKinney, Texas	1.7	0.8	0.3	.351	.467	4-4
24 Dakota Vann	G	6-0	Sr.	Oklahoma City, Okla.	3.5	1.4	0.8	.345	.135	.714
31 Ella Hellesley	F	6-2	Jr.	Dromana, Australia	1.8	1.5	0.5^	.361	.222	0-0
33 Adeola Akomolafe	F	6-3	Jr.	El Paso, Texas	3.7	3.3	1.6	.430	.095	.436

^ blocks per game | * steals per game | Check out TCU's broadcast notes on the final page for complete info on all the Frogs

FOLLOW US



@TCUWBBasketball
@RaeganPebleyTCU



@TCUWBBasketball



@TCUWBB

GAME 33

2019 WOMEN'S NIT ROUND OF 16

Date:	Thursday, March 28, 2019
Time:	7 p.m. CT
Location:	Fayetteville, Ark.
Venue:	Bud Walton Arena (19,200)
Online:	SEC Network Plus
Talent:	Brett Dolan and Kikko Haydar
Radio:	KTCU 88.7 The Choice
Talent:	Jeff Williams (PxP)
Online:	GoFrogs.com/HFTV
Live Stats:	ArkansasRazorbacks.com
Twitter:	@TCUWBBasketball
Instagram:	@TCUWBB

SCHEDULE/RESULTS

OVERALL RECORD: 22-10

Big 12: 10-8 | Non-Conference: 11-1
Home: 16-3 | Away: 6-5 | Neutral: 0-2

NOVEMBER (5-1)

Tues. 6	Duquesne	HFTV	W, 61-48
Sun. 11	Miss. Valley State	HFTV	W, 96-47
Sun. 18	SMU	HFTV	W, 65-63
Fri. 23	vs. BYU (1)	---	L, 61-58
Sat. 24	at San Diego State (1)	---	W, 81-64
Thur. 29	at Ole Miss (2)	SEC Network	W, 55-50

DECEMBER (5-0)

Sun. 2	Army (3)	FSSW	W, 63-38
Sat. 8	Montana State	HFTV	W, 71-49
Sun. 16	Southern	HFTV	W, 69-40
Thur. 20	Sam Houston State	HFTV	W, 72-59
Sat. 29	Alcorn State	HFTV	W, 88-31

JANUARY (5-4)

Wed. 2	West Virginia*	HFTV	W, 62-48
Sun. 6	at Oklahoma State*	ESPNU	L, 75-71
Wed. 9	at #20 Iowa State*	Cyclones.tv	L, 92-54
Sat. 12	#4 Baylor*	FSSW	L, 79-55
Wed. 16	Texas Tech*	FSSW+	W, 78-70
Sat. 19	at #11 Texas*	LHN	L, 73-67
Tues. 22	Oklahoma*	FS1	W, 86-71
Sun. 27	Kansas*	FSSW	W, 58-53
Wed. 30	at Kansas State*	FCS-Central	W, 61-47

FEBRUARY (4-3)

Sun. 3	Oklahoma State*	FSN	W, 69-55
Wed. 6	at Texas Tech*	---	W, 70-63
Sat. 9	at #1 Baylor*	FSSW	L, 89-71
Wed. 13	#18 Iowa State*	HFTV	W, 76-69
Sat. 16	at West Virginia*	FSN	L, 79-65
Sat. 23	Kansas State*	FSSW+	L, 75-72
Wed. 27	at Kansas*	ESPN+	W, 76-66

MARCH (3-2)

Sat. 2	at Oklahoma*	FSSW	W, 76-63
Tues. 5	#21 Texas*	FSSW+	L, 62-48
Sat. 9	#21 Texas (4)	FSN	L, 66-64
Thur. 21	Prairie View A&M (5)	HFTV	W, 72-41
Sat. 23	UT Arlington (5)	HFTV	W, 71-52
Thur. 28	Arkansas (6)	ESPN3	7 p.m.

LEGEND

All times Central | Home games in bold | * - Big 12 conference game
1 - San Diego State Thanksgiving Classic (San Diego, Calif.)
2 - Big 12/SEC Challenge | 3 - Maggie Dixon Classic | 4 - Phillips
66 Big 12 Championship (Oklahoma City, Okla.) | 5 - Women's
Postseason NIT (Fort Worth, Texas) | 6 - Women's Postseason NIT
(Fayetteville, Ark.)

MEDIA PLANNER (CONTACT CAMERON HARRIS FOR FULL DETAILS)

25	MONDAY	26	TUESDAY	27	WEDNESDAY	28	THURSDAY	29	FRIDAY	30	SATURDAY
	Practice: 2:05 p.m.	Practice: 2:15 p.m.	Practice: 3 p.m.			WNIT Round of 16 at Arkansas 7 p.m.			TBA		TBA

MEDIA POLICIES**INTERVIEW REQUESTS**

Interviews with TCU basketball student-athletes and coaches must be scheduled directly through the TCU Athletics Communications Office by contacting Cameron Harris. Requests should be made at least 24 hours in advance. While telephone interviews with local media members are permissible, in-person interviews with student-athletes and coaches are recommended and encouraged.

MEDIA CREDENTIAL REQUESTS

All credential requests for home TCU women's basketball games should be made to Cameron Harris. All credential requests for an outlet must be made no later than noon, two days prior to the game.

MEDIA WILL CALL

All media passes available for pickup on game day will be left at media will call, located in the main tunnel of Ed and Rae Schollmaier Arena.

GAMEDAY SERVICES

The TCU Athletics Communications Office will provide game notes, statistics and rosters for both teams as available inside the media room on the lower level of Ed and Rae Schollmaier Arena. Complete statistics and game books will be available following each game. Live stats will be available for every TCU home game at TCU.StatBroadcast.com.

POSTGAME INTERVIEWS

TCU head coach Raegan Pebley and requested student-athletes will be available for interviews in the media area, located on the lower level of Schollmaier Arena, following a brief cooling off period. If requested, opposing coaches and student-athletes can be available to the media in the media area prior to TCU's arrival. To request specific players to attend the postgame press conference, contact Cameron Harris during the second half of the game. The TCU locker room is closed to the media both at home and on the road.

**TCU ROSTER**

No.	Name	Pos.	Ht.	Cl.	Exp.	Hometown(High School) / Previous School
00	Amy Okonkwo	F	6-2	Sr.	2L	Rancho Cucamonga, Calif. (Etiwanda HS)/USC
1	Ryann Payne	G	5-6	Fr.	HS	Valencia, Calif. (Sierra Canyon HS)
2	Becky Obinma	C	6-3	Fr.	HS	Menifee, Calif. (Rosary Academy)
5	Yummy Morris	F	6-3	Fr.	HS	North Little Rock, Ark. (North Little Rock HS)
10	Jaycee Bradley *	G	5-9	Sr.	TR	Norfolk, Neb. (Norfolk HS)/South Dakota
15	Jayde Woods	G	6-1	Jr.	1L	Yorba Linda, Calif. (Windward HS)/Oregon
20	Lauren Heard	G	5-9	So.	1L	Denton, Texas (Guyer HS)
21	Alexandria Crain	G	5-9	Fr.	HS	McKinney, Texas (Dallas Thunder)
22	Jordan Moore	C	6-3	Sr.	3L	Round Rock, Texas (Stony Point HS)
24	Dakota Vann	F	6-0	Sr.	1L	Oklahoma City, Okla. (Deer Creek HS)/Butler CC
25	Kianna Ray	G	6-1	Jr.	2L	Austin, Texas (Bowie HS)
31	Ella Hellessey	F	6-2	Jr.	2L	Dromana, Australia (Padua College)
33	Adeola Akomolafe	F	6-1	Jr.	2L	El Paso, Texas (El Dorado HS)

* Will not play during the 2018-19 season due to NCAA transfer rules

TCU STAFF

Head Coach:

Associate Head Coach:

Assistant Coach:

Assistant Coach/Recruiting Coordinator:

Director of Operations:

Player Development Coordinator:

Graduate Assistant:

Graduate Assistant:

Athletic Training:

Strength & Conditioning

Raegan Pebley (Colorado, 1996), Fifth Season

Hanna Howard (Portland, 2005), Fifth Season

Britney Brown (Oklahoma, 2007), Third Season

Abi Olajuwon (Oklahoma, 2010), First Season

Angela Gonzaga (Santa Clara, 2004), Fifth Season

Leah Foster (St. Edward's, 2006), First Season

Kenny White (TCU, 2018), First Season

Natascha Hartvich (Vanguard, 2017) First Season

Valerie Tinklepaugh-Hairston (Texas Tech), 11th Season

Taylor Larson (Michigan State), First Season

QUICK FACTS**GENERAL INFORMATION**

Location	Fort Worth, Texas
Founded	1873
Enrollment	10,489
Colors	Purple and White
Nickname	Horned Frogs
Home Facility (Capacity)	Ed & Rae Schollmaier Arena (6,700)
Opened	2015
Conference	Big 12 Conference
Affiliation	NCAA Division I
Chancellor	Dr. Victor J. Boschini Jr.
Director of Intercollegiate Athletics	Jeremiah Donati
Senior Woman's Administrator	Kim Johnson
Faculty Athletics Representative	Rhonda Hatcher
Athletics Department Phone	(817) 257-5658

HISTORY

First Season	1977-78 (42nd season)
First NCAA Division I Season	1982-83 (36th season)
Record All-Time	604-648 (.482)
Record in NCAA Division I	529-574 (.480)
Regular Season Conference Championships	3
	WAC (2000-01)
	Conference USA (2001-02)
	Mountain West (2009-10)
Conference Tournament Championships	3
	WAC (2001)
	Conference USA (2003, 2005)
Years in NCAA Championships (Last)	9 (2010)
Record in NCAA Championships	5-9
Years in WNIT (Last)	6 (2018)
Record in WNIT	9-6

BASKETBALL COACHING STAFF

Head Coach	Raegan Pebley (Colorado, 1997)
Record at TCU	93-70 (Fifth season)
Career Record	249-245 (16th season)
Associate Head Coach	Hanna Howard (Fifth season)
Assistant Coach	Britney Brown (Third season)
Assistant Coach/Recruiting	Abi Olajuwon (First season)
Director of Operations	Angela Gonzaga (Fifth season)
Player Development Coord.	Leah Foster (First season)
Graduate Assistants	Natascha Hartvich (First season)
	Kenny White (First season)
Administrative Assistant	Jodi Christian
Office Phone Number	(817) 257-7962

2017-18 REVIEW

Overall Record	23-13
Home: 13-5 Away: 7-7 Neutral: 3-1	
Big 12 Record (Finish)	9-9 (5th)
Conference Tournament	Semifinals
	vs. Baylor, L 48-94
Postseason	WNIT Semifinals
	at Indiana, L 58-71
Final AP/USA Today Ranking	NR/NR

2018-19 PREVIEW

Letterwinners Returning/Lost	8/4
Starters Returning/Lost	5/0
Returning Redshirts	0
Newcomers	5
Returning Minutes	69.8% (5,045 of 7,225)
Returning Points	71.6% (1,928 of 2,691)
Returning Rebounds	84.0% (1,088 of 1,296)

ATHLETICS COMMUNICATIONS

Women's Basketball Contact	Cameron Harris
Cell	(817) 897-5331
Office	(817) 257-5367
Email	cameron.harris@tcu.edu
Twitter	@CHarrisTCU
Office Address	TCU Box 297600
	Fort Worth, TX 76129
Athletics Website	GoFrogs.com/WBB
Twitter	@TCUWBBasketball
Facebook	/TCUWBBasketball
Instagram	@TCUWBB

PRONUNCIATION GUIDE

Adeola Akomolafe	add-ee-OH-luh	Becky Obinma	OH-bin-mah
	oh-koh-moh-LOFF-ay	Abi Olajuwon	uh-LAW-zhoo-on
Ella Hellessey	hell-uh-see	Raegan Pebley	PEE-blee
Amy Okonkwo	oh-KONK-woh		

THE RAZORBACKS

- Arkansas enters Thursday's game with a 22-14 overall record and winners of five of its last six, with its only loss in that stretch coming in the SEC Tournament final to Mississippi State.
- TCU defeated its only SEC opponent this season when it downed Ole Miss, 55-50, on Nov. 29 on the road in Oxford, Miss.
- The Razorbacks are extremely dangerous from beyond-the-arc, as they lead the SEC and rank ninth in the nation with 902 3-point field goal attempts this season. They are also 20th in the nation with 286 made 3-pointers. In its last contest, Arkansas went 15-of-30 from 3-point range in its dominating 100-52 win over UAB.
- Redshirt sophomore guard Chelsea Dungee leads Arkansas' offensive effort with 20.5 points per game, which ranks second in the SEC and 20th in the nation. She was an All-SEC Second Team selection and has scored in double-digits in 33 of the team's 36 games.

FROGS VERSUS HOGS

- TCU is 3-20 all-time against Arkansas, but the two teams have not played since the 2003-04 campaign.
- The Frogs have won two of the last three matchups against the Razorbacks but are 0-12 in Fayetteville against their old Southwest Conference foes.
- Thursday's contest will be the first between TCU and Arkansas in Fayetteville since Nov. 25, 2002.

Last 10 Meetings	Location	W/L	Score
1988-89 (Feb. 11)	Fayetteville, Ark.	L	86-65
1989-90 (Jan. 13)	Fort Worth, Texas	L	85-65
1989-90 (Feb. 13)	Fort Worth, Texas	L	95-62
1990-91 (Feb. 16)	Fayetteville, Ark.	L	82-46
1994-95 (Feb. 1)	Fayetteville, Ark.	L	105-64
1995-96 (Dec. 21)	Fort Worth, Texas	L	83-52
2000-01 (Dec. 30)	Fayetteville, Ark.	L	81-65
2001-02 (Dec. 29)	Fort Worth, Texas*	W	60-58
2002-03 (Nov. 25)	Fayetteville, Ark.	L	76-66
2003-04 (Dec. 6)	Fort Worth, Texas	W (OT)	67-62

* Neutral site at Fort Worth Convention Center

CONNECTIONS

- Arkansas junior transfer Amber Ramirez spent her first two seasons at TCU where she played in 59 games, averaging 9.6 points per contest. She is redshirting this season due to NCAA transfer rules.

UP NEXT

- The winner between TCU and Arkansas will advance to the quarterfinals of the WNIT where it will square off against either Cincinnati or Butler who also play on Thursday.
- The date, tip time and location of that game will be determined following the completion of WNIT Third Round action.

INDIVIDUAL HONORS

ADEOLA AKOMOLAFE

Preseason All-Big 12 Honorable Mention

JORDAN MOORE

Preseason All-Big 12 Honorable Mention
Big 12 Player of the Week (March 4)
College Sports Madness Big 12 Player of the Week (March 4)
All-Big 12 First Team
Big 12 All-Defensive Team
Lisa Leslie Award Finalist

AMY OKONKWO

Preseason All-Big 12 Team
Katrina McClain Award Watch List
NCAA Autonomy Governance Student-Athlete Rep
WBCA "So You Want to Be a Coach"
All-Big 12 Second Team

WNIT QUICK HITS

- TCU is making its seventh WNIT appearance, and fifth in seven seasons in the Big 12. The Frogs have also appeared in the tournament in 2008, 2011, 2014, 2015, 2016 and 2018.
- TCU is an at-large qualifier into the WNIT as West Virginia claimed the Big 12's automatic qualifier spot after finishing above the Frogs in the final standings.
- TCU had previously been an automatic qualifier in its first four appearances as a Big 12 member.
- TCU is 11-6 all-time in the WNIT, including an 8-1 record at home and 3-5 mark on the road. The Frogs are 2-1 in the second round, including a road win at New Mexico last year.
- Of TCU's 17 WNIT games, 10 have been decided by nine points or less, including five of its six losses.
- TCU has yet to trail in the WNIT this season, leading wire-to-wire in decisive wins over Prairie View A&M and UT Arlington.
- The Frogs advanced to the semifinals last season, the furthest they have advanced in the tournament.
- TCU has now won multiple games in a WNIT four times (2008, 2016, 2018, 2019).
- Raegen Pebley is coaching in her sixth WNIT as a head coach (four at TCU, two at Utah State) and seventh WNIT overall (one as assistant coach at Colorado State). She is 10-5 as a head coach in the tournament, including 8-0 at home and 2-5 on the road.

ONLY ONE THING LEFT TO DO...

- TCU's sixth appearance in the WNIT was the most successful in school history as it made a run to the semifinals last season, defeating Lamar and Missouri State at home, and New Mexico and South Dakota on the road, before falling at Indiana.
- Jordan Moore led the Frogs in the tournament, averaging 15.4 points and 7.2 rebounds while shooting 70.2 percent (33-of-47) over the team's five games.
- Moore posted a pair of 20-point efforts, scoring 24 on 10-of-11 shooting in the first-round win over Lamar and netting 26 points on 11-of-13 shooting in the victory at South Dakota.
- The Frogs shot an impressive 49.8 percent from the floor as a team, including 42.2 percent from beyond-the-arc during their run in the tournament.

Round	Opponent	Location	Score
First	Lamar	Fort Worth, Texas	W, 80-68
Second	Missouri St.	Fort Worth, Texas	W, 86-51
Third	New Mexico	Albuquerque, N.M.	W, 81-72
QF	South Dakota	Vermillion, S.D.	W, 79-71
SF	Indiana	Bloomington, Ind.	L, 71-58

HOME-COURT ADVANTAGE

- TCU sports an impressive 16-3 home record inside Ed & Rae Schollmaier Arena which has set a new school record for the most home wins in a season.

Most Home Wins	Seasons
16	2018-19
15	2006-07, 2007-09, 2009-10, 2014-15
14	2001-02, 2003-04, 2010-16, 2015-16

20 AND 10 FOR THE FROGS

- TCU has reached the 20-win mark for the 13th time in school history and has back-to-back 20-win seasons for the first time since 2010-11.
- The Frogs also reached 20 wins in the regular season for the first time since the 2010-11 campaign and hit double-digits in Big 12 victories with 10 for the first time since it joined the league in 2012-13.

Year	Record	Year	Record
1980-81	20-19	2007-08	23-12
2000-01	25-8	2008-09	20-11
2001-02	24-7	2009-10	22-9
2002-03	20-14	2010-11	22-11
2003-04	25-7	2017-18	23-13
2004-05	23-10	2018-19	22-10
2006-07	21-11		

MOORE, OKONKWO NAMED ALL-BIG 12

- Seniors Jordan Moore and Amy Okonkwo have been selected as All-Big 12 performers. Moore was voted to both the All-Big 12 First Team and All-Defensive Team while Okonkwo earned a spot on the All-Big 12 Second team.
- This marks the fourth time in TCU's seven seasons in the Big 12 Conference that it has had multiple players earn All-Big 12 honors.
- Moore becomes the second Frog in program history to be named to the All-Big 12 First Team, joining Zahna Medley who claimed the honors three times from 2014-16.
- She is also the third TCU player named to the All-Defensive Team as Latricia Lovings and Chelsea Prince previously earned spots on the squad in 2014 and 2015, respectively.
- Okonkwo has now earned All-Big 12 Second Team accolades in consecutive seasons. She was also named the conference Sixth Man of the Year following the 2017-18 campaign.

FROGS HAVE SCORING DEPTH

- TCU has four players who ranked among the top-30 in scoring during Big 12 play.
- Jordan Moore (16.9 ppg) ranked fifth in the league, followed by Amy Okonkwo (11th - 14.6), Lauren Heard (27th - 10.3) and Kianna Ray (28th - 9.9).
- All four of those Frogs have scored 20+ points in a game at least twice the season, with Moore leading TCU with 12-such games. Ray has done it four times, Okonkwo three times and Heard twice.

STUFF CITY

- TCU currently ranks seventh in the nation (2nd Big 12) in blocked shots with an average of 5.6 per game.
- The Frogs also have the nation's 11th-best block rate, stuffing 13.7 percent of their opponent's shots. Baylor leads the nation at 21.0% (h/t @HerHoopStats).
- It has been a group effort as seven different players have recorded at least nine blocks this season and 11 players have at least one.
- Jordan Moore is second in the Big 12 with 73 blocks and 2.28 blocks per contest. She has blocked three or more shots in a game 13 times this season.

DEFENSE!

- TCU's success this season has been due in large part to the terrific defense it has played.
- The Frogs currently lead the Big 12 in turnovers forced (17.94), turnover margin (+2.69) and steals (9.7), rank second in blocked shots (5.6) per game and are third in the league in scoring defense (60.6).
- In conference play, TCU averaged 1.2 more steals per game than any other Big 12 team, recording a league-high 169 in 18 games, which was 22 more than the next closest team, Kansas State (147).
- The Frogs' scoring defense of 60.63 points per game currently ranks as the eighth-best defense in school history.

A TCU TRADITION

- After defeating No. 18 Iowa State on Feb. 13, 76-69, TCU has now taken down at least one ranked team in 13 of the past 15 seasons.
- The Horned Frogs toppled two ranked opponents last season, including a road win at #15 West Virginia, 76-74 in overtime, on Jan. 13, 2018.

BY THE NUMBERS

10

TCU won a program-high 10 Big 12 games this season. It had previously won nine twice. No Big 12 team with 10 or more league wins had been left out of the NCAA Tournament field since 1999.

17.94

TCU leads the Big 12 with an average of 17.94 turnovers forced per game this season. The Frogs also top the conference with 9.7 steals per game and are second with 5.6 blocked shots.

200

Senior Jordan Moore needs one more made field goal to become the third player in school history to make 200 shots in a season, joining TCU Hall of Famers Sandora Irvin and Adrienne Ross.

ELITE COMPANY

- TCU senior Jordan Moore is one of just two players in the nation (Teira McCowan - Mississippi State) who is averaging at least 16.0 points and 2.0 blocks per game, while also shooting over 59.0 percent for the season.
- If you remove blocks, Moore is also one of just seven players in the NCAA to average 16.0+ points while also shooting over 59.0 percent.

Name	School	Pts/G	FG%
Megan Gustafson	Iowa	28.0	.701
Ruthy Hebard	Oregon	16.3	.676
Teaira McCowan	Mississippi State	18.3	.662
Napheesa Collier	UConn	21.1	.619
Sara Rhine	Drake	18.3	.612
Jessica Shepard	Notre Dame	16.7	.607
Jordan Moore	TCU	16.2	.591

TCU'S 1,000-POINT CLUB

- In her 100th career game, Jordan Moore scored 18 points against Mississippi Valley State to become the 18th player in TCU history to score 1,000 career points. She currently has 1,478 career points, which ranks seventh all-time at TCU.
- In the opening round of the WNIT, Moore passed Janice Dziuk (1,448 points) and moved into seventh on TCU's all-time scoring list.
- Amy Okonkwo joined TCU's 1,000-point club on Jan. 16 against Texas Tech and now has 1,246 points in her

Horned Frogs career. The USC transfer has a total of 1,336 points during her collegiate career, having scored 90 in her one year in Los Angeles.

- Prior to Moore, the last player to join TCU's 1,000-point club was Veja Hamilton in the final game of the 2015-16 season against UTEP in the WNIT.
- Moore and Okonkwo are the ninth pair of TCU teammates to play together while in the TCU 1,000-points club. It last happening during the 2015-16 season (Zahna Medley and Veja Hamilton).

Rk.	Points	Name	Years
1	1,975	Zahna Medley	2012-16
2	1,892	Sandora Irvin	2001-05
3	1,764	Helena Sverrisdottir	2007-11
4	1,725	Adrienne Ross	2003-08
5	1,683	Lynn Davis	1978-81
6	1,563	Emily Carter	2007-11
7	1,478	Jordan Moore	2015-19
8	1,448	Janice Dziuk	1986-90
9	1,430	Natalie Ventress	2012-15
10	1,300	Jill Sutton	1997-01
11	1,291	Ashley Davis	2003-07
12	1,246	Amy Okonkwo	2016-19
13	1,178	Tricia Payne	1998-03
14	1,166	Amy Sutton	1997-01
15	1,156	Ebony Shaw	2000-04
16	1,151	Leah Gracia	1994-98
17	1,102	Vernell Armstrong	1977-80
18	1,033	Lorie Butler-Rayford	2004-08
19	1,002	Veja Hamilton	2012-16

percentage (2nd - .591), points per game (6th - 16.2), total rebounds (5th - 266), rebounds per game (5th - 8.3) and double-doubles (4th - 11).

- Moore is one of just a four Big 12 players with 12 or more 20+-point performances this year, joining Iowa State's Bridget Carleton (21), Oklahoma State's Vivian Gray (17) and West Virginia's Tynice Martin (15).
- In conference-play only, Moore averaged 16.9 points and 9.10 rebounds per game, good for fifth and third in the league, respectively. She also led the Big 12 with 2.7 blocks per game (46 total).

LISA LESLIE AWARD FINALIST

- Senior Jordan Moore has been named one of 10 finalists for the prestigious Lisa Leslie Award, as announced by the Naismith Memorial Basketball Hall of Fame and the WBCA.
- Named after the three-time All-American and 1994 National Player of the Year, the annual award in its second year recognizes the top centers in women's NCAA Division I college basketball.
- The winner of the 2019 Lisa Leslie Center Award will be revealed in partnership with the WBCA during the 2019 Women's Final Four in Tampa, Florida.

CONSISTENT IMPROVEMENT

- The first four-year senior under TCU head coach Raegan Pebley, center Jordan Moore has shown consistent improvement throughout her TCU career.
- Here is a look at her year-by-year comparison...

	15-16	16-17	17-18	18-19
Scoring	7.4	8.6	13.0	16.2
FG percentage	.483	.505	.560	.591
FT percentage	.694	.541	.659	.628
Rebounding	4.7	6.8	6.8	8.3
Blocks	1.8	1.4	1.8	2.3
Double-doubles	0	6	3	11

HOME SWEET HOME

- Moore has been particularly comfortable at home in Schollmaier Arena as she is shooting a blistering 62.8 percent (123-of-196) and averaging 16.8 points in the team's 19 home games. Not surprisingly, the Horned Frogs are 16-3 at home this season.

MOORE TAKES HOME WEEKLY HONORS

- Senior center Jordan Moore was named the Co-Big 12 Player of the Week after averaging a double-double while leading the Horned Frogs to a pair of road victories at Kansas and Oklahoma, Feb. 27 and March 5, respectively.
- Moore became the third Frog in program history to be named Big 12 Player of the Week, joining Zahna Medley and current teammate Amy Okonkwo. Medley won the award twice in her career while Okonkwo claimed the honors once last season.
- In addition to the Big 12 honors, Moore also earned TCU Student-Athlete of the Week accolades and was tabbed the Big 12's top performer for the week by College Sports Madness.

ONE MOORE

- Moore needs to make just one more shot this season to become just the third player in school history to record 200 made field goals in a single season.
- The only other players to accomplish the feat are both in the TCU Hall of Fame as Sandora Irvin made 237 field goals in the 2004-05 season and Adrienne Ross made 204 during the 2006-07 campaign.

MOVING UP IN THE RECORD BOOK

- Jordan Moore's name is also in several other areas in the TCU record book as she ranks first in career field-goal percentage (.546), second in rebounds (865) and third in blocked shots (237).
- In addition to reaching the 1,000-point mark, Moore also has 800+ career rebounds, making her one of just four players in TCU history to reach both milestones.
- Her .591 field-goal percentage during her senior season is currently on pace to shatter the TCU single-season record of .570 set by Kathleen Olson during the 1985-86 campaign.
- Complete single-season and career-record charts can be found on pages 12-14 of these notes.

Rk.	Pts/Rebs	Name	Years
1	1,892/1,370	Sandora Irvin	2001-05
2	1,764/826	Helena Sverrisdottir	2007-11
3	1,478/865	Jordan Moore	2015-19
4	1,448/778	Janice Dziuk	1986-90
5	1,033/817	Lorie Butler-Rayford	2004-08

MOORE AMONG NATION'S BEST

- Senior Jordan Moore's .591 field-goal percentage ranks second in the Big 12 and 14th among all NCAA players (min. 5 made FG per game).
- She is also among the league leaders in blocked shots (2nd - 73), blocked shots per game (3rd - 2.28), field goals made (6th - 199), free-throw attempts (2nd - 191), free-throws made (3rd - 120), field-goal

RAEGAN PEBLEY

HEAD COACH



at TCU: 93-70 (5th season)
Overall: 249-245 (16th season)

Colorado, 1997

Now in her fifth season at TCU, Pebley has led TCU to WNIT berths in three of her first four seasons. Since arriving in Fort Worth, Pebley has coached 11 All-Big 12 selections, including two individual award winners. She has also coached 23 Academic All-Big 12 selections.

PEBLEY YEAR-BY-YEAR

Asst. Coach	School	Overall	Conf.
1997-98	George Mason	14-14	8-8
1998-99	George Mason	13-14	10-6
1999-2000	^Colorado State	23-10	9-5
2000-01	#Colorado State	25-7	10-4
Head Coach	School	Overall	Conf.
2002-03	*Utah State	--	--
2003-04	Utah State	5-22	5-13
2004-05	Utah State	14-14	9-9
2005-06	Utah State	3-24	2-14
2006-07	Utah State	11-18	7-9
2007-08	Utah State	9-20	5-11
2008-09	Utah State	16-15	9-7
2009-10	Utah State	13-17	5-11
2010-11	^Utah State	18-15	10-6
2011-12	^Utah State	21-10	11-3
2012-13	#Fresno State	24-9	13-3
2013-14	#Fresno State	22-11	13-5
2014-15	^TCU	18-14	9-9
2015-16	^TCU	18-15	8-10
2016-17	TCU	12-18	4-14
2017-18	^TCU	23-13	9-9
2018-19	TCU	22-10	10-8
16 seasons as head coach		249-245	127-154

NCAA Tournament | ^ WNIT | * first head coach after program reinstated following 25-year hiatus

OKONKWO PROVIDING SPARK

- After coming off of the bench for most of the early portion of the season, senior Amy Okonkwo has started 17 of the last 18 games, providing a much-needed offensive spark. She is averaging 15.3 points as TCU has gone 11-7 in that span.
- She is also averaging 6.9 rebounds and 1.1 steals, and shooting 43.6 percent in those 18 games.
- She has scored in double-digits in 16 of those 18 games as well, including a season-high 28 points at Baylor. That tied Iowa State's Bridget Carleton for the most allowed to a single player by the Lady Bears this season.
- In that game in Waco, Okonkwo played a career-high 34 minutes and tied her personal-best with four 3-pointers, all in the first quarter of play.
- She followed that up with her third double-double of the season with 17 points and a career-high 13 rebounds in TCU's 76-69 win over No. 18 Iowa State. She also matched her career-high with 34 minutes played for the second consecutive game.
- Her best effort, however, came in the Big 12 Championship when she scored 21 and tallied a career-high 16 rebounds in a personal-high 37 minutes against Texas.
- An All-Big 12 Second-Team selection, Okonkwo is shooting 45.5 percent and averaging 13.2 points and 6.2 rebounds per game this season.
- Okonkwo has five double-doubles this season with a 16-point, 11-rebound game against Duquesne (11/6/18), a 19-point, 11-rebound performance at Ole Miss (11/29/18), the 17-point, 13-rebound game against No. 18 Iowa State (2/13/19), a 12-point, 12-rebound effort at Oklahoma (3/2/19) and a 21-point, 16-rebound outburst vs. Texas in the Big 12 Championship (3/9/19).

THE "LO" SHOW

- Sophomore guard Lauren Heard stepped up her play in Big 12 action, averaging 10.3 points and 4.6 rebounds, in addition to a team-best 3.56 assists, which was good for 11th in the league.
- She also currently ranks fifth in the Big 12 with 58 total steals and 1.8 steals per game. She recorded 37 of those steals in conference games.
- The "Lo Show" has been on full display lately as she scored a career-high 27 points in TCU's win over No. 18 Iowa State, including a new personal-best five 3-pointer. She followed that up with a 12-point, six-assist, eight-steal performance at West Virginia. The eight steals are the most in a game by a Big 12 player this season.
- She recorded three or more assists in 13 of the team's 18 conference games.

RAY DOING LITTLE BIT OF EVERYTHING

- Junior Kianna Ray has been doing it all for the Horned Frogs this season as she ranks among the Big 12 leaders in several statistical categories.
- Ray is currently fifth in the Big 12 and 48th in the NCAA with an impressive 2.13 assist/turnover ratio, in addition to ranking eighth in the league with 4.0 assists/game.
- She is also fifth in the Big 12 with 58 total steals and 1.81 steals/game.
- Ray is one of just 21 Big 12 players with four or more 20+-point performances this year after scoring 20 against SMU, 23 at San Diego State, 21 vs. Sam Houston State and a career-high 24 against Texas Tech.
- She has filled up the statsheet this season, tallying at least three assists in 22 games, in addition to posting multiple steals 19 times and making 3+ 3-pointers in 13 contests.
- She was outstanding in both games at the San Diego State Thanksgiving Classic, being named to the all-tournament team after averaging 19.0 points, 5.5 rebounds, 5.0 assists, 3.0 steals and 1.5 blocks. She scored a career-high 23 points against SDSU and was 9-14 (.643) from beyond-the-arc during the tournament.

OKONKWO REPS BIG 12 AT NCAA LEVEL

- Okonkwo traveled to the NCAA Convention in Orlando, Jan. 24-25, to serve as a student-athlete representative to NCAA autonomy governance.
- As a Big 12 Conference representative, Okonkwo was able to vote on proposed rule changes under the NCAA's Division I autonomy governance process at the NCAA Convention. The purpose of student-athlete representatives is to provide a voice and a vote to enhance the student-athlete experience, and to create more transparency in the decision-making process.

SO YOU WANT TO BE A COACH

- Okonkwo has also been accepted into the "So You Want to Be a Coach" program, as offered by the Women's Basketball Coaches Association in partnership with WeCOACH.
- She will participate in a three-day workshop April 3-5 in Tampa Bay, Fla., where she will learn about the administrative side of coaching, recruiting, how to get hired, skill development, the importance of knowing the rules, and how to balance work and life.

DOING WORK IN THE CLASSROOM

- Four Frogs have been named Academic All-Big 12 this season. Senior Amy Okonkwo (Educational Leadership) led the way for the Horned Frogs as one of just three student-athletes represented on the list with a 4.00 grade-point average.
- Joining her on the first team were juniors Kianna Ray (Strategic Communications) and Ella Hellessey (Environmental Science), while fellow classmate Jayde Woods (Political Science) was also honored as a second-team selection.
- First-team members must have a 3.20 or better GPA while the second team selections hold a 3.00 to 3.19 GPA. Freshmen and transfers are not eligible and players must have played in 60 percent of the team's games.
- TCU has now had 23 Academic All-Big 12 honors in Raegan Pebley's first five seasons as head coach.

TCU INKS TWO IN EARLY SIGNING PERIOD

- TCU announced the signing of Tavy Diggs (Richardson, Texas) and Maddi Puli (Werribee, Victoria, Australia) to National Letters of Intent on the first day of the NCAA's early signing period. Diggs and Puli will join the Horned Frogs as true freshmen for the 2019-20 season.
- A 6-foot-2 guard, Diggs comes to TCU from Richardson, Texas, and Plano East High School. She is rated as a 4-star recruit by Prospects Nation and ESPN Hoopgurlz lists her as the 18th-best wing in this year's recruiting class.
- As a junior, Diggs averaged 14.6 points and 9.2 rebounds en route to being named the 2017 District 6-6A Most Valuable Player. She was also tabbed an honorable mention on the 2018 Dallas Morning News All-Area Team.
- Puli, a 6-foot-2 guard/forward, comes to TCU from Werribee, Victoria, Australia, and is the 11th player from Down Under that Raegan Pebley has signed as a head coach, joining fellow Australians Ella Hellessey and Anneli Maley on the current Horned Frogs roster.
- Puli has represented Australia internationally, winning a gold medal with the national team at the 2017 U17 Oceania Championship in Guam where she averaged 14 points, 6 rebounds and 1.4 steals per game. She was the team's top scorer against the Marshall Islands with 27 points.

STATISTICAL RANKINGS

TEAM RANKINGS (THRU GAMES OF MARCH 24)

Category	Overall	B12	NCAA	Conf.	B12
Scoring Offense	68.8	7	101	67.5	4
Scoring Defense	60.6	3	86	68.3	6
Scoring Margin	+8.2	5	63	-0.8	5
FT Pct.	.642	19	302	.659	9
FG Pct.	.421	6	95	.405	4
FG Pct. Defense	.388	5	111	.428	7
3FG Pct.	.304	8	213	.298	8
3FG Pct. Defense	.314	6	176	.328	7
3FG Made	6.0	7	158	5.8	8
Rebounds	37.75	8	158	34.6	8
Rebound Defense	36.4	4	-	38.5	5
Rebound Margin	+1.3	6	152	-3.9	7
Offensive Rebounds	12.8	5	-	11.7	6
Defensive Rebounds	24.9	8	-	22.9	9
Defensive Reb Pct.	.672	6	-	.658	6
Offensive Reb Pct.	.346	4	-	.306	5
Assists	15.3	3	52	13.3	5
Turnovers	15.3	7	142	14.8	4
Turnovers Forced	17.94	1	66	17.3	1
Turnover Margin	+2.69	1	51	+2.5	2
Assist/TO Ratio	1.02	4	76	0.9	4
Blocked Shots	5.6	2	7	4.7	2
Steals	9.7	1	45	9.4	1

INDIVIDUAL RANKINGS

Lauren Heard	Overall	B12	NCAA	Conf.	B12
Assists	3.3	13	--	3.6	11
Assist/Turnover ratio	1.47	12	188	1.3	13
Steals	1.81	5	184	2.1	4
Minutes	28.3	27	--	30.1	26
Scoring	--	--	--	10.3	27

Jordan Moore	Overall	B12	NCAA	Conf.	B12
Scoring	16.2	6	127	16.9	5
Field goals made	199	6	84	114	4
Field goal percentage	.591	2	14	.559	3
Free throws made	120	3	82	--	--
Free throw attempts	191	2	28	120	3
Blocked shots	2.28	3	30	2.7	1
Rebounding	8.3	5	105	9.0	3
Offensive rebounds	3.6	2	--	3.9	2
Defensive rebounds	4.7	12	--	5.1	9
Minutes played	27.6	29	--	30.8	24

Amy Okonkwo	Overall	B12	NCAA	Conf.	B12
Scoring	13.2	12	--	14.6	11
3-point FG percentage	.368	7	--	.390	5
3-pointers made	1.7	14	--	2.2	6
FT percentage	--	--	--	.895	1
Rebounding	6.2	15	--	6.2	15
Defensive rebounds	4.6	13	--	5.0	10

Kianna Ray	Overall	B12	NCAA	Conf.	B12
Assist/Turnover ratio	2.13	5	48	1.5	9
Assists	4.0	8	146	3.1	12
3-point FG percentage	.368	7	91	.308	12
3-pointers made	2.22	4	117	1.8	12
Steals	1.81	5	184	1.6	12
Scoring	10.5	27	--	9.9	28
Minutes played	34.4	8	118	37.2	5

BIG 12 STANDINGS

thru games played March 25

Team	Big 12	Overall
Baylor	18-0 1.000	33-1 .971
Iowa State	13-5 .722	26-9 .743
Texas	12-6 .667	23-10 .697
West Virginia	11-7 .611	22-10 .688
Kansas State	11-7 .611	21-12 .636
TCU	10-8 .556	22-10 .688
Oklahoma State	5-13 .278	14-16 .467
Oklahoma	4-14 .222	8-22 .267
Texas Tech	4-14 .222	14-17 .452
Kansas	2-16 .111	13-18 .419

Wednesday, March 27 - WNIT Third Round

Northwestern at West Virginia (WVUsports.com), 7 p.m. ET

Thursday, March 28 - WNIT Third Round

TCU at Arkansas (SECN+), 7 p.m. CT

Saturday, March 30 - NCAA Regional Semifinal

No. 4 South Carolina vs. No. 1 Baylor (ESPN), 2 p.m. ET

POSTSEASON WNIT HISTORY

ROUND	DATE	VENUE (SITE)	OPPONENT	SCORE	W/L
2nd Round	March 23, 2008	Daniel-Meyer Coliseum (Fort Worth, Texas)	Boise State	85-56	W
3rd Round	March 26, 2008	United Spirit Arena (Lubbock, Texas)	Texas Tech	81-74	W
Quarterfinal	March 30, 2008	Coors Event Center (Boulder, Colo.)	Colorado	90-96 (OT)	L
1st Round	March 17, 2011	Daniel-Meyer Coliseum (Fort Worth, Texas)	Oral Roberts	74-78	L
1st Round	March 19, 2014	Coors Event Center (Boulder, Colo.)	Colorado	71-78	L
1st Round	March 19, 2015	University Rec Center (Fort Worth, Texas)	Stephen F. Austin	85-80	W
2nd Round	March 22, 2015	Reed Green Coliseum (Hattiesburg, Miss.)	Southern Miss	73-77 (OT)	L
1st Round	March 17, 2016	Ed and Rae Schollmaier Arena (Fort Worth, Texas)	UTRGV	97-73	W
2nd Round	March 19, 2016	Ed and Rae Schollmaier Arena (Fort Worth, Texas)	Eastern Michigan	85-81	W
3rd Round	March 24, 2016	Don Haskins Center (El Paso, Texas)	UTEP	71-79	L
1st Round	March 15, 2018	Ed and Rae Schollmaier Arena (Fort Worth, Texas)	Lamar	80-68	W
2nd Round	March 17, 2018	Ed and Rae Schollmaier Arena (Fort Worth, Texas)	Missouri State	86-51	W
3rd Round	March 22, 2018	Dreamstyle Arena - The Pit (Albuquerque, N.M.)	New Mexico	81-72	W
Quarterfinal	March 25, 2018	Sanford Coyote Sports Center (Vermillion, S.D.)	South Dakota	79-17	W
Semifinal	March 28, 2018	Simon Skjodt Assembly Hall (Bloomington, Ind.)	Indiana	58-71	L
1st Round	March 21, 2019	Ed and Rae Schollmaier Arena (Fort Worth, Texas)	Prairie View A&M	72-41	W
2nd Round	March 23, 2019	Ed and Rae Schollmaier Arena (Fort Worth, Texas)	UT Arlington	71-54	W

WNIT APPEARANCES

2008	2011	2014
2015	2016	2018
2019		

All-time Record.....11-6

Home	8-1
Away	3-5

VS. OPPONENTS

Arkansas

Boise State.....	1-0
Colorado	0-2
Eastern Michigan.....	1-0
Indiana	0-1
Lamar	1-0
Missouri State	1-0
New Mexico.....	1-0
Oral Roberts	0-1

Prairie View A&M	1-0
South Dakota	1-0
Southern Miss	0-1
Stephen F. Austin	1-0
Texas Tech.....	1-0
UT Arlington.....	1-0
UTEP	0-1
UTRGV	1-0

POSTSEASON WNIT RECORDS

*most recent shown when two or more own record

TCU TEAM RECORDS

No.	Opponent	Date
97	UTRGV	3/17/16
36	Colorado	3/30/08
81	Colorado	3/30/08
.608 (31-51)	Lamar	3/15/18
14	Missouri State	3/17/18
33 (3x)	Southern Miss	3/22/15
.609 (14-23)	Missouri State	3/17/18
24	UT Arlington	3/23/19
31	UT Arlington	3/23/19
.850 (17-20)	Southern Miss	3/22/15
49	Colorado	3/30/08
25	Eastern Michigan	3/19/16
22	Colorado	3/19/14
9	Eastern Michigan	3/19/16
16	Boise State	3/23/08

TCU INDIVIDUAL RECORDS

No.	Opponent	Date
30	Emily Carter	3/17/11
11	Jordan Moore	3/25/18
22	Emily Carter	3/17/11
.909 (10-11)	Jordan Moore	3/15/18
7	AJ Alix	3/19/16
16	Emily Carter	3/17/11
1,000 (4-4)	Donielle Breaux	3/19/14
8 (2x)	last Jordan Moore	3/23/19
12	Jordan Moore	3/23/19
.875 (7-8) (3x)	last Jada Butts, Zahna Medley	3/19/15
15	Lorie Butler-Rayford	3/26/08
11	Helena Sverrisdottir	3/17/11
6	Helena Sverrisdottir	3/17/11
5	Rachel Rentschler	3/17/11
5 (2x)	last AJ Alix	3/19/16

OPP. TEAM RECORDS

No.	Opponent	Date
96	Colorado	3/30/08
31	Oral Roberts	3/17/11
77	Oral Roberts	3/17/11
.529 (27-51)	Indiana	3/28/18
11	South Dakota	3/25/18
33	South Dakota	3/25/18
.450 (9-20)	Texas Tech	3/26/08
28	Colorado	3/30/08
33	Colorado	3/30/08
.848 (28-33)	Colorado	3/30/08
52	Oral Roberts	3/17/11
21	Southern Miss	3/22/15
26	Boise State	3/23/08
8 (2x)	Prairie View A&M	3/21/19
15 (2x)	New Mexico	3/22/18

OPP. INDIVIDUAL RECORDS

No.	Opponent	Date
35	Porsha Roberts	3/19/15
13	Porsha Roberts	3/19/15
25	Kevi Luper	3/17/11
.786 (11-14)	Tasha Harris	3/23/08
5 (2x)	Jaycee Bradley	3/25/18
12	Jaycee Bradley	3/25/18
.800 (4-5)	Ciara Duffy	3/25/18
13	Jackie McFarland	3/30/08
14 (2x)	last Tyra Buss	3/28/18
1,000 (9-9)	Starr Breedlove	3/24/16
13 (3x)	last Chanise Baldwin	3/19/16
9	Priscila Cergol	3/17/11
7	Brittney Matthew	3/19/15
7	Artavia Ford	3/21/19
6	Janay Morton	3/19/16

POSTSEASON WNIT BOX SCORES

Second Round / March 23, 2008 / Daniel-Meyer Coliseum / Fort Worth, Texas

**BOISE STATE**
TCU**56**
85

Boise State 56 • 24-8, 14-2 WAC

Player	Total	3-Ptr	Rebounds	Off	Def	PF	TP	A	T	Bk	Stl	Min
FG-FGA	FG-FGA	FT-FTA	Off	Def	PF	TP	A	T	Bk	Stl	Min	
02 Lee, Jackie	1-3	0-1	0	0	3	1	2	1	2	1	1	22
20 Galassi, Jenna	4-7	0-0	0	0	3	3	4	8	1	3	0	29
44 Walker, Ja'Lara	1-3	0-0	1-2	2	8	10	3	1	3	1	0	20
12 Harris, Tasha	11-14	3-4	0-0	1	4	5	3	25	1	5	0	31
15 Thompson, Jessica	2-9	1-3	4-6	1	2	1	9	3	2	0	3	25
31 Malone, Jamie	0-3	0-2	0-0	0	2	2	0	0	6	0	1	19
21 Rima, Melissa	0-4	0-1	1-2	2	4	4	1	1	2	1	0	13
22 Moore, Brittany	2-5	2-5	1-2	0	0	0	7	0	2	0	0	16
32 Moeller, Sierra	1-3	0-0	1-3	0	3	3	2	1	1	0	0	15
40 Stewart, Amanda	0-0	0-0	0	0	0	1	0	2	0	0	0	10
Team	0	0	0	0	3	3						
Totals	21-51	6-16	8-15	6	29	35	19	56	10	26	3	6

FG % 1st Half: 6-25 32.0% 2nd half: 13-26 50.0% Game: 21-51 41.2%
3FG % 1st Half: 2-8 25.0% 2nd half: 4-8 50.0% Game: 6-14 42.9%
FT % 1st Half: 4-9 44.4% 2nd half: 4-6 66.7% Game: 8-15 53.3%

TCU 85 • 22-11, 13-3 MWC

Player	Total	3-Ptr	Rebounds	Off	Def	PF	TP	A	T	Bk	Stl	Min
FG-FGA	FG-FGA	FT-FTA	Off	Def	PF	TP	A	T	Bk	Stl	Min	
04 SVERRISDOTTIR, Hele	3-9	2-4	1-2	2	3	5	0	0	2	0	1	22
14 BUTLER-RAYFORD, Lori	7-13	2-3	5-6	7	6	13	3	21	5	1	0	47
42 GAROITTE, Micah	2-6	0-0	1-2	0	4	4	0	5	0	1	0	1
10 KNIGHT, Monkea	0-2	0-1	2-2	1	2	3	2	7	1	0	2	27
32 ROSS, Adrienne	6-16	4-6	2-6	1	3	2	2	2	7	0	4	28
11 RODEN, Helen	5-10	1-2	0-0	1	4	5	2	11	3	2	0	19
15 CARTER, Emily	2-5	0-3	0-0	0	0	0	4	1	1	0	0	12
21 MOORE, Shayla	1-3	1-2	0-0	0	0	0	1	3	0	0	0	16
22 NUNN, Danielle	3-6	0-0	2-2	2	6	4	0	2	4	0	1	23
40 LOHSE, Jenna	1-3	0-0	0-3	0	0	1	2	0	1	0	0	14
55 YOUNGER, Micaela	0-0	0-0	0	0	1	1	0	0	0	0	0	6
Team	0	0	0	0	1	1						
Totals	32-73	10-21	11-21	19	26	45	16	85	20	15	0	161

FG % 1st Half: 17-41 41.5% 2nd half: 15-32 46.9% Game: 32-73 43.8%
3FG % 1st Half: 4-11 36.4% 2nd half: 6-10 60.0% Game: 10-17 52.9%
FT % 1st Half: 7-13 53.8% 2nd half: 4-9 44.4% Game: 11-21 52.4%Officials: Technical fouls: Boise State-None. TCU-None.
Attendance: 771.
Women's National Invitation Tournament Round 2

Score by periods	1st	2nd	Total
Boise State	22	34	56
TCU	45	40	85

Points	In	Off	2nd	Fast	Bench
Boise State	22	19	6	4	11
TCU	33	24	16	8	28

Last FG - BSU 3rd-01:41, TC 2nd-03:14.
Largest lead - BSU by 5 1st-18:41, TC by 31 2nd-01:55.
BSU led for 03:05, TC led for 35:55. Game was tied for 01:00.
Score tied - 1 times.
Lead changed - 1 time.

Third Round / March 26, 2008 / United Spirit Arena / Lubbock, Texas

**TCU**
TEXAS TECH**81**
74

TCU 81 • 23-11

##	Player	Total	3-Ptr	Rebounds	Off	Def	PF	TP	A	T	Bk	Stl	Min
		FG-FGA	FG-FGA	FT-FTA	Off	Def	PF	TP	A	T	Bk	Stl	Min
42	GAROITTE, Micah	1-2	0-0	0	1	1	2	2	0	1	0	0	9
44	SVERRISDOTTIR, Hele	5-11	2-7	6-6	2	3	5	0	16	3	2	1	31
10	KNIGHT, Monkea	2-6	1-3	3-4	0	1	2	8	3	0	0	2	31
14	BUTLER-RAYFORD, Lori	6-13	1-3	2-3	3	12	15	3	15	5	2	0	130
32	ROSS, Adrienne	10-20	1-4	2-3	4	4	0	23	2	2	1	0	16
11	RODEN, Helen	2-3	1-1	0-1	0	1	1	3	4	1	1	0	19
15	CARTER, Emily	1-1	1-1	0-0	0	0	0	0	3	0	0	0	7
21	NUNN, Danielle	3-7	0-0	1	2	3	1	6	0	2	0	2	16
42	GAROITTE, Micah	1-1	0-0	0	5	0	2	1	2	0	2	18	
55	YOUNGER, Micaela	1-2	0-0	0-0	0	0	2	2	0	1	0	1	3
	Team	0	0	0	0	3	3						
	Totals	31-66	6-19	13-17	14	25	39	12	81	17	13	4	120

FG % 1st Half:	17.35	38.6%	2nd Half:	14.31	35.2%	Game:	31-66	47.7%	Deadball
FG % 1st Half:	17.35	38.6%	2nd Half:	14.31	35.2%	Game:	31-66	47.7%	Rebounds

FG % 1st Half: 17-35 48.6% 2nd half: 14-31 45.2% Game: 31-66 47.0%
3FG % 1st Half: 5-13 38.5% 2nd half: 1-6 16.7% Game: 6-19 31.6%
FT % 1st Half: 3-3 100.0 2nd half: 10-14 71.4% Game: 13-17 76.5%

Texas Tech 74 • 15-16

Player	Total	3-Ptr	Rebounds	Off	Def	PF	TP	A	T	Bk	Stl	Min
FG-FGA	FG-FGA	FT-FTA	Off	Def	PF	TP	A	T	Bk	Stl	Min	
11 Robertson, Ashlee	1-6	1-1	1-2	5	2	7	5	4	0	1	0	21
11 DUNCAN, Dominic	2-7	0-0	2-2	1	2	3	6	1	0	2	1	25
12 Walker, Keisha	5-13	3-9	3-3	1	1	2	16	3	5	0	0	26
21 Murphy, Jordan	5-11	2-4	2-2	1	4	5	14	3	5	0	3	33
23 GIBSON, LaVondra	4-5	0-1	0-0	0	4	0	0	1	1	2	0	20
03 Moore, Maria	4-5	0-0	0	0	3	3	1	8	4	5	0	25
44 Graham, Stancia	4-7	0-0	3-3	0	3	0	11	0	1	0	0	13
32 Brown, Maddy	3-6	3-5	0-0	1	1	0	9	1	0	0	0	17
24 Myrick, Erin	3-6	0-0	0	0	4	4	3	6	2	1	1	20
Team	0	0	1	1	2	2						
Totals	27-63	9-20	11-12	12	22	34	16	74	15	19	3	7

FG % 1st Half: 18-37 48.6% 2nd half: 9-26 34.6% Game: 27-63 42.9%
3FG % 1st Half: 5-8 62.5% 2nd half: 4-12 33.3% Game: 9-20 45.0%
FT % 1st Half: 5-5 100.0 2nd half: 6-7 85.7% Game: 11-12 91.7%Officials: Gator Parrish, Brian Hall, Kelly Copeland
Technical fouls: TCU-None. Texas Tech-None.
Attendance: 2346
Postseason WNIT Third Round

Score by periods	1st	2nd	Total
TCU	42	39	81
Texas Tech	46	28	74

Last FG - TCU 2nd-01:25, TTU 2nd-00:17.
Largest lead - TCU by 12 1st-13:23, TTU by 7 2nd-17:25.
TCU led for 20:38, TTU led for 13:47. Game was tied for 05:37.
Score tied - 11 times.
Lead changed - 13 times.

Quarterfinal / March 30, 2008 / Coors Event Center / Boulder, Colo.

**TCU**
COLORADO**OT**
90
96

TCU 90 • 23-12

Player	Total	3-Ptr	Rebounds	Off	Def	PF	TP	A	T	Bk	Stl	Min
FG-FGA	FG-FGA	FT-FTA	Off	Def	PF	TP	A	T	Bk	Stl	Min	
14 BUTLER-RAYFORD, Lori	7-18	1-7	2-4	5	4	9	4	17	1	2	0	42
44 LOHSE, Jenna	1-6	0-0	0-0	2	0	2	3	10	1	1	0	19
04 SVERRISDOTTIR, Hele	2-7	0-4	0-0	2	8	10	3	4	2	2	0	130
10 KNIGHT, Monkea	5-9	2-3	2-5	2	4	6	5	14	2	2	0	35
32 ROSS, Adrienne	9-18	2-4	6-6	2	6	8	3	26	4	3	0	42
11 RODEN, Helen	6-14	1-4	0-0	1	4	5	3	13	2	0	0	21
15 CARTER, Emily	0-1	0-1	0-0	0	0	0	0	0	0	0	0	8
21 NUNN, Danielle	0-3	0-0	2-2	1	2	3	2	1	1	1	1	16
42 GAROITTE, Micah	2-4	0-0	0-0	1	0	1	3	4	0	0	0	7
55 YOUNGER, Micaela	0-1	0-0	0-0	0	0	0	0	1	0	0	0	5
Team	0	0	0	0	1	1						
Totals	36-81	6-23	12-17	20	29	49	27	90	14	14	1	6

FG % 1st Half: 19-35 54.3% 2nd half: 12-34 35.3% OT: 5-12 41.7% Game: 36-81 44.4%
3FG % 1st Half: 2-7 28.6% 2nd half: 2-10 20.0% OT: 2-6 33.3% Game: 6-23 26.1%
FT % 1st Half: 6-9 66.7% 2nd half: 6-9 66.7% OT: 2-4 50.0% Game: 12-17 70.6%

Colorado 96 • 19-14

Player	Total	3-Ptr	Rebounds	Off	Def	PF	TP	A	T	Bk	Stl	Min
FG-FGA	FG-FGA	FT-FTA	Off	Def	PF	TP	A	T	Bk	Stl	Min	
22 Spears, Brittany	6-17	1-9	2-3	2	6	8	4	15	4	1	2	37
45 McFarland, Jackie	8-12	1-1	13-14	1	7	8	2	30	4	4	0	45
44 Richards, Kara	0-0	0-0	0-0	0	1	1	0	1	0	0	0	4
82 Smith, Bianca	2-9	2-6	3-4	0	2	2	0	9	3	0	1	35
12 Powers, Susie	1-1	1-1	2-2	0	1	1	5	1	3	0	0	18
03 Houston, Whitney	5-9	1-2	2-2	0	0	3	13	1	1	0	0	27
11 Skildum, Hannah	1-3	0-0	0-0	1	1	2	1	2	1	2	1	0
32 Putnam, Alja	6-10	4-7	6-8	1	9	10	2	22	1	0	4	41
Team	0	0	0	0	2	2						
Totals	29-61	10-26	28-33	7	27	34	14	96	16	14	8	225

FG % 1st Half: 13-33 39.4% 2nd half: 12-20 60.0% OT: 4-8 50.0% Game: 29-61 47.5%
3FG % 1st Half: 3-10 30.0% 2nd half: 5-11 45.5% OT: 2-5 40.0% Game: 10-26 38.5%
FT % 1st Half: 9-9 100.0 2nd half: 9-13 69.2% OT: 10-11 90.9% Game: 26-33 84.8%Officials: Randy Campbell, Brenda Pantoja, Eric Larson
Technical fouls: TCU-None. Colorado-None.
Attendance: 2167
#10 Monkea Knight Fouled Out 00:25

Score by periods	1st	2nd	OT	Total
TCU	44	32	14	90
Colorado	38	38	20	96

Last FG - TCU 0T-00:00, CO 0T-00:37.
Largest lead - TC by 16 1st-12:34, CU by 9 0T-01:34.
TC led for 35:27, CU led for 08:09. Game was tied for 01:34.
Score tied - 2 times.
Lead changed - 3 times.

First Round / March 17, 2011 / Daniel-Meyer Coliseum / Fort Worth, Texas

**ORAL ROBERTS**
TCU**78**
74

Oral Roberts 78 • 22-10

Player	Total	3-Ptr	Rebounds	Off	Def	PF	TP	A	T	Bk	Stl	Min
	FG-FGA	FG-FGA	FT-FTA	Off	Def	PF	TP	A	T	Bk	Stl	Min
22 PYLE, Jordan	10-14	0-0	0-0	5	8	13	1	20	3	1	0	4
43 CARVER, Amber	2-6	0-0	2	2	1	4	1	1	0	0	0	10
03 CERGOLO, Priscila	2-6	1-4	1-2	0	1	1	6	9	6	0	0	27
04 JONES, Georgia	1-7	1-4	0-0	0	5	5	1	3	3	1	0	28
15 LUPER, Kevi	6-25	2-8	8-12	5	2	7	4	26	1	3	0	35
12 KEY, Christian	1-3	1-3	0-0	0	1	1	1	3	0	0	0	8
13 BUCK, Savannah	2-9	0-1	0-1	1	2	3	1	4	2	3	0	19
22 BIGHAM, Jodi	1-2	1-1	0-0	0	1	1	0	1	0	0	0	11
32 ALLEN, Dominique	4-9	0-0	1-4	3	7	10	0	2	3	1	1	20
Team				4	3	7						
Totals	31-77	6-21	10-19	21	31	52	17	78	19	1	11	200
FG % 1st Half: 15-36	41.7%	2nd half: 16-41	39.0%	Game: 31-77				40.0%	Overall 39.0%			
3-Ptr 1st Half: 3-4	21.4%	2nd half: 3-6	50.0%	Game: 17-40				42.5%	Overall 42.9%			
FT % 1st Half: 10-15	66.7%	2nd half: 9-19	55.6%	Game: 17-40				52.6%	Overall 52.6%			

POSTSEASON WNIT BOX SCORES

First Round / March 17, 2016 / Ed and Rae Schollmaier Arena / Fort Worth, Texas



UT Rio Grande Valley 73 97

UT Rio Grande Valley 73 • 19-14

21	Maldonado, Anushka	f	4-10	1-4	3-3	1	3	4	5	12	0	3	1	26
02	Peters, Bernessa		4-10	3-8	4-4	2	4	6	2	15	1	0	3	28
13	Goff, Shawnte	f	4-11	4-8	2-2	0	2	2	1	14	1	4	1	33
14	Preston, Rickell		6-9	0-0	1-2	3	6	13	4	4	0	3	0	29
03	Villamil, Angela		2-2	1-1	2-2	1	2	0	5	0	0	0	1	4
16	Turk, Idd		2-5	1-3	2-3	0	0	0	0	7	1	2	0	11
17	Hyman, Nichole		1-4	0-2	0-2	0	0	0	1	2	0	1	0	14
18	Merciliza, Micheline		0-0	0-0	0-0	0	0	1	1	0	0	0	0	4
19	Havili, Lie		0-0	0-0	0-0	0	0	1	0	1	0	0	0	3
20	Murphy, Tristan		0-2	0-0	0-0	2	2	3	0	0	0	1	0	14
21	Van Tilburg, Laura		0-0	0-0	0-0	0	0	0	1	0	0	0	0	5
	Team		3	2	5	3	5	2	0	0	0	0	0	5
	Totals		24-63	10-30	15-22	12	21	33	18	73	10	9	2	200

FG 1st Half: 11-32 34.4% 2nd Half: 13-31 41.9% Game: 24-63 38.1% Deadball Rebounds 4

3FG 1st Half: 6-17 35.3% 2nd Half: 4-13 30.8% Game: 10-30 33.3%

FT 1st Half: 4-5 80.0% 2nd Half: 11-17 64.7% Game: 15-22 68.2%

TCU 97 • 17-14

03	Hamilton, Vela	a	6-12	0	3-4	1	3	4	0	15	3	1	0	2	29
14	Medley, Zahna	a	6-13	S-10	4-4	1	3	4	1	21	5	3	0	2	28
21	Aliv, AJ	a	8-11	4-5	0-0	2	2	4	2	20	9	1	3	1	31
20	Thompson, Torree	a	4-7	2-4	5-8	0	4	2	15	0	5	0	0	1	18
21	Coleman, Sydney	0-2	0-1	0-0	0	0	0	0	2	0	0	0	0	0	9
22	Moore, Jordan	7-9	0-0	0-0	2	3	5	3	14	0	1	1	2	2	16
23	Diaz, Caitlin	1-2	0-1	0-0	1	6	7	4	2	0	3	0	0	0	21
24	Lankford, Hattie	0-0	0-0	0-0	0	0	0	0	0	0	0	0	0	0	2
25	Ferguson, Claire	1-2	0-0	1-2	1	2	1	3	0	0	1	0	0	0	5
Team			3	2	5	3	5	2	0	0	0	0	0	0	5
Totals			35-65	11-25	16-24	13	30	43	20	97	23	18	6	24	200

FG 1st Half: 17-32 53.1% 2nd Half: 18-33 54.5% Game: 35-65 53.8%

3FG 1st Half: 7-14 50.0% 2nd Half: 4-11 36.4% Game: 11-25 44.0%

FT 1st Half: 8-10 80.0% 2nd Half: 8-14 57.1% Game: 16-24 66.7%

Officials: Bill Larrance, Chaney Muehls, D'lynn Schertz

Technical Fouls: UT Rio Grande Valley-None, TCU-None

Attendance: 910

2016 Postseason Women's NIT (Opening Round)

Last FG - TCU 4th-00:57, TCU 4th-00:57

Largest Lead - UT Rio Grande Valley 2 1st-03:12, TCU by 3 4th-00:47

UT Rio Valley led for 34:16, TCU led for 33:36, Game was tied for 01:46

Score tied - 1 time

Lead changed - 6 times

Score by periods

Score by periods	1st	2nd	3rd	4th	Total
TCU	21	25	23	22	91
UT Rio Grande Valley	21	25	23	22	91

Points In Off 2nd Fast Points In Off 2nd Fast Points In Off 2nd Fast Points In Off 2nd Fast

TCU 22 9 9 3 14 TCU 22 9 9 3 14 TCU 22 9 9 3 14 TCU 22 9 9 3 14

UT 22 9 9 3 14 UT 22 9 9 3 14 UT 22 9 9 3 14 UT 22 9 9 3 14

TCU 22 9 9 3 14 TCU 22 9 9 3 14 TCU 22 9 9 3 14 TCU 22 9 9 3 14

UT 22 9 9 3 14 UT 22 9 9 3 14 UT 22 9 9 3 14 UT 22 9 9 3 14

TCU 22 9 9 3 14 TCU 22 9 9 3 14 TCU 22 9 9 3 14 TCU 22 9 9 3 14

UT 22 9 9 3 14 UT 22 9 9 3 14 UT 22 9 9 3 14 UT 22 9 9 3 14

TCU 22 9 9 3 14 TCU 22 9 9 3 14 TCU 22 9 9 3 14 TCU 22 9 9 3 14

UT 22 9 9 3 14 UT 22 9 9 3 14 UT 22 9 9 3 14 UT 22 9 9 3 14

TCU 22 9 9 3 14 TCU 22 9 9 3 14 TCU 22 9 9 3 14 TCU 22 9 9 3 14

UT 22 9 9 3 14 UT 22 9 9 3 14 UT 22 9 9 3 14 UT 22 9 9 3 14

TCU 22 9 9 3 14 TCU 22 9 9 3 14 TCU 22 9 9 3 14 TCU 22 9 9 3 14

UT 22 9 9 3 14 UT 22 9 9 3 14 UT 22 9 9 3 14 UT 22 9 9 3 14

TCU 22 9 9 3 14 TCU 22 9 9 3 14 TCU 22 9 9 3 14 TCU 22 9 9 3 14

UT 22 9 9 3 14 UT 22 9 9 3 14 UT 22 9 9 3 14 UT 22 9 9 3 14

TCU 22 9 9 3 14 TCU 22 9 9 3 14 TCU 22 9 9 3 14 TCU 22 9 9 3 14

UT 22 9 9 3 14 UT 22 9 9 3 14 UT 22 9 9 3 14 UT 22 9 9 3 14

TCU 22 9 9 3 14 TCU 22 9 9 3 14 TCU 22 9 9 3 14 TCU 22 9 9 3 14

UT 22 9 9 3 14 UT 22 9 9 3 14 UT 22 9 9 3 14 UT 22 9 9 3 14

TCU 22 9 9 3 14 TCU 22 9 9 3 14 TCU 22 9 9 3 14 TCU 22 9 9 3 14

UT 22 9 9 3 14 UT 22 9 9 3 14 UT 22 9 9 3 14 UT 22 9 9 3 14

TCU 22 9 9 3 14 TCU 22 9 9 3 14 TCU 22 9 9 3 14 TCU 22 9 9 3 14

UT 22 9 9 3 14 UT 22 9 9 3 14 UT 22 9 9 3 14 UT 22 9 9 3 14

TCU 22 9 9 3 14 TCU 22 9 9 3 14 TCU 22 9 9 3 14 TCU 22 9 9 3 14

UT 22 9 9 3 14 UT 22 9 9 3 14 UT 22 9 9 3 14 UT 22 9 9 3 14

TCU 22 9 9 3 14 TCU 22 9 9 3 14 TCU 22 9 9 3 14 TCU 22 9 9 3 14

UT 22 9 9 3 14 UT 22 9 9 3 14 UT 22 9 9 3 14 UT 22 9 9 3 14

TCU 22 9 9 3 14 TCU 22 9 9 3 14 TCU 22 9 9 3 14 TCU 22 9 9 3 14

UT 22 9 9 3 14 UT 22 9 9 3 14 UT 22 9 9 3 14 UT 22 9 9 3 14

TCU 22 9 9 3 14 TCU 22 9 9 3 14 TCU 22 9 9 3 14 TCU 22 9 9 3 14

UT 22 9 9 3 14 UT 22 9 9 3 14 UT 22 9 9 3 14 UT 22 9 9 3 14

TCU 22 9 9 3 14 TCU 22 9 9 3 14 TCU 22 9 9 3 14 TCU 22 9 9 3 14

UT 22 9 9 3 14 UT 22 9 9 3 14 UT 22 9 9 3 14 UT 22 9 9 3 14

TCU 22 9 9 3 14 TCU 22 9 9 3 14 TCU 22 9 9 3 14 TCU 22 9 9 3 14

UT 22 9 9 3 14 UT 22 9 9 3 14 UT 22 9 9 3 14 UT 22 9 9 3 14

TCU 22 9 9 3 14 TCU 22 9 9 3 14 TCU 22 9 9 3 14 TCU 22 9 9 3 14

UT 22 9 9 3 14 UT 22 9 9 3 14 UT 22 9 9 3 14 UT 22 9 9 3 14

TCU 22 9 9 3 14 TCU 22 9 9 3 14 TCU 22 9 9 3 14 TCU 22 9 9 3 14

UT 22 9 9 3 14 UT 22 9 9 3 14 UT 22 9 9 3 14 UT 22 9 9 3 14

TCU 22 9 9 3 14 TCU 22 9 9 3 14 TCU 22 9 9 3 14 TCU 22 9 9 3 14

UT 22 9 9 3 14 UT 22 9 9 3 14 UT 22 9 9 3 14 UT 22 9 9 3 14

TCU 22 9 9 3 14 TCU 22 9 9 3 14 TCU 22 9 9 3 14 TCU 22 9 9 3 14

UT 22 9 9 3 14 UT 22 9 9 3 14 UT 22 9 9 3 14 UT 22 9 9 3 14

TCU 22 9 9 3 14 TCU 22 9 9 3 14 TCU 22 9 9 3 14 TCU 22 9 9 3 14

UT 22 9 9 3 14 UT 22 9 9 3 14 UT 22 9 9 3 14 UT 22 9 9 3 14

TCU 22 9 9 3 14 TCU 22 9 9 3 14 TCU 22 9 9 3 14 TCU 22 9 9 3 14

UT 22 9 9 3 14 UT 22 9 9 3 14 UT 22 9 9 3 14 UT 22 9 9 3 14

TCU 22 9 9 3 14 TCU 22 9 9 3 14 TCU 22 9 9 3 14 TCU 22 9 9 3 14

UT 22 9 9 3 14 UT 22 9 9 3 14 UT 22 9 9 3 14 UT 22 9 9 3 14

TCU 22 9 9 3 14 TCU 22 9 9 3 14 TCU 22 9 9 3 14 TCU 22 9 9 3 14

Second Round / March 19, 2016 / Ed and Rae Schollmaier Arena / Fort Worth, Texas



Eastern Michigan 81 85

Eastern Michigan 81 • 22-12

Player	Total	3-Ptr	Rebounds	Off	Def	PF	TP	A	O	Bk	Su	Min
15 BALDWIN, Chanise	10-14	0-0	6-7	7	6	13	3	26	1	4	2	37
17 MORTON, Janay	6-13	5-9	3-3	0	2	2	1	20	4	0	6	35
18 WEBB, Phillip	3-10	1-3	0-0	2	2	4	0	7	3	2	0	31
22 DEANS, Sheyna	9-5	0-0	0-0	2	3	5	5	0	4	4	0	25
24 SWEENEY, Cha	7-22	3-10	7-8	1	5	6	2	24	5	3	0	40
25 DAILEY, Sasha	6-1	0-0	0-0	0	0	0	2	0	0	0	0	1
31 EASLEY, Toni	0-0	0-0	0-0	0	0	0	1	0	0	0	0	5
32 KEHOE, Rachel	2-4	0-0	0-1	1	2	3	4	0	1	1	1	19
Team	2	1	2	1	2	1	0	0	0	0	0	5
Totals	28-69	9-22	16-19	14	22	36	17	81	18	14	5	200

FG 1st Half: 11-35 31.4% 2nd Half: 17-49 34.6% Game: 28-69 40.6%

3FG 1st Half: 3-10 30.0% 2nd Half: 6-12 50.0% Game: 9-22 40.9%

FT 1st Half: 8-14 57.1% 2nd Half: 11-13 84.6% Game: 19-19 100%

TCU 85 • 18-14

Player	Total	3-Ptr	Rebounds	Off	Def	PF	TP	A	O	Bk	Su	Min
15 Butts, Jada	3-7	1-2	3-4	1	2	3	2	10	3	3	0	31
16 Willis, Carol	0-3	0-0	0-0	0	0	0	1	1	1	1	0	17
17 Hamilton, Vela	9-14	0-0	0-0	4	4	8	0	18	7	2	0	32
18 Medley, Zahna	3-4	2-9	5-6	0	4	4	2	13	5	0	0	32
19 Aliv, AJ	7-13	7-10	2-2	0	2	2	3	25	5	0	0	30
20 Thompson, Torree	4-8	2-5	1-1	1	2	2	11	2	2	0	0	17
21 Coleman, Sydney	0-1	0-0	0-0	2	8	10	4	0	1	6	0	22
22 Moore, Jordan	4-5	0-0	0-1	4	3	7	2	8	1	0	2	19
23 Diaz, Caitlin	0-0	0-0	0-0	0	0	0	0	0	0	0	0	0
Team	3	2	5	3	5	2	0	0	0	0	0	5
Totals	31-65	12-26	11-14	12	29	41	16	85	25	20	9	200

FG 1st Half: 18-37 48.6% 2nd Half: 13-28 46.4% Game: 31-65 47.7%

3FG 1st Half: 6-12 50.0% 2nd Half: 6-12 50.0% Game: 12-26 46.2%

FT 1st Half: 0-1 0.0% 2nd Half: 11-13 84.6% Game: 11-14 78.6%

Officials: Bill Larrance, Brian Garland, Tony James

Technical Fouls: Eastern Michigan-None, TCU-None

Attendance: 960

Score by periods

Score by periods	1st	2nd	3rd	4th	Total
Eastern Michigan	20	22	29	81	
TCU	23	19	20	23	85

Last FG - EMU 4th-00:49, TCU 4th-00:47

Largest Lead - EMU by 2 1st-09:15, TCU by 21 2nd-07:30

TCU led for 00:14, TCU led for 39:01, Game was tied for 00:41

Score tied - 1 time

Lead changed - 1 time

Score by periods

05	Fruendt, Liza	q	2-9	1-7	2-2	0 0 0	1 7	2 3 0 1	16
11	Calip, Brice	q	0-5	0-1	3-4	2 1 3	2 3	2 4 0 0	26

Points In Off 2nd Fast Points In Off 2nd Fast Points In Off 2nd Fast Points In Off 2nd Fast

TCU 22 9 9 3 14 TCU 22 9 9 3 14 TCU 22 9 9 3 14 TCU 22 9 9 3 14

EMU 22 9 9 3 14 EMU 22 9 9 3 14 EMU 22 9 9 3 14 EMU 22 9 9 3 14

TCU 22 9 9 3 14 TCU 22 9 9

First Round / March 21, 2019 / Ed and Rae Schollmaier Arena / Fort Worth, Texas		
	PRAIRIE VIEW A&M	41
	TCU	72

#	Player	Total	3-Ptr			Reb			Def			A	T	Bk	Stl	Min
			FG	FGA	FG%	FT	FTA	FT%	PF	TP	TP%					
1	Williams, Ke'Sha	0	0-0	0	0	0	0	0	0	0	0	0	0	0	0	0
2	Ford, Arthia	1	1-5	0-1	4-7	4	4	8	3	12	2	6	7	0	0	24
3	Cobb, Jyriah	4	4-16	0-1	0-0	2	2	3	3	2	0	3	0	1	13	24
12	Newman, Dominique	9	2-7	1-5	0-0	0	1	1	3	5	1	0	0	1	10	29
13	Thurston, Chae	0	0-0	0-0	0-0	0	0	0	0	0	0	0	0	0	0	19
26	Penniman, Jordyn	0	0-2	0-2	0-0	0	1	1	1	0	0	2	0	1	0	10
30	Shepherd, Sierra	0	0-1	0-0	0-0	0	0	0	0	0	1	3	0	1	0	16
31	Thurston, Chae	0	0-3	0-0	0-0	0	0	0	0	0	0	0	0	0	0	16
32	Dobbins, Shala	0	0-1	0-0	0-0	0	3	3	1	0	0	1	0	0	0	8
33	Nealey, La'Neque	2	2-5	0-0	0-0	1	4	5	3	4	1	5	1	1	0	19
34	Campbell, Mariah	2	4	5	0-1	0-0	4	4	4	1	0	0	0	2	0	25
	Team					1	0	1			1					

Player	Total		3-Prtr		Rebounds									
	Fr	Tot	Fr	Tot	FT	FTA	Off	Def	3P	1P	A	T	Bk	Stl
Okonkwo, Amy	0	0	0-4	0-4	0	0	0	0	1	1	1	0	0	0
Moore, Jordan	e	6-8	0-0	2-3	2	4	6	2	14	0	1	1	1	20
Woods, Jayne	e	0-1	0-0	1-2	0	2	2	0	4	1	4	1	0	18
Lauren	e	1-1	0-3	2-3	0	0	0	0	0	0	0	0	0	18
Ray, Kianna	e	7-10	5-8	0-0	0	2	2	0	10	4	1	0	0	28
Payne, Rhyann	e	1-6	0-2	3-6	2	1	3	0	10	2	0	0	0	14
Crain, Alexandra	e	3-6	3-6	0-0	0	0	0	0	10	0	0	0	0	14
Vann, Alexandra	e	1-2	0-0	0-0	0	3	3	1	2	0	2	0	0	11
Curia	e	1-1	0-0	0-0	0	1	1	0	2	2	1	0	0	13
Adolea Team	e	2-3	0-1	0-1	0	0	0	0	2	0	0	0	0	13
Okomofe, Adolea Team	e	1-2	0-0	1-3	1	2	3	1	4	2	2	1	1	23
Total	26-60	7-50	13-21	12	29	4	9	72	10	72	17	11	0	203

Score by periods	1st	2nd	3rd	4th	Total
Prairie View A&M	13	3	14	11	41
TCU	13	21	27	11	72

Last FG - PVAMU 4th-02:33, TCU 4th-03:00.
Largest lead - PVAMU None, TCU by 36 4th-08:02.
PVAMU led for 00:00. TCU led for 37:16. Game was tied for 02:21.

	In	Off	2nd	Fast	
Points	Paint	T/O	Chance	Break	Bench
PVAMU	18	5	4	5	14
TCU	26	20	10	12	24

Score tied - 1 time.
Lead changed - 0 times

Second Round / March 23, 2019 / Ed and Rae Schollmaier Arena / Fort Worth, Texas

	UT ARLINGTON	54
	TCU	71

#	Player	Total	3-Pr	Reb	Def	Off	PF	FT	A	To	Bk	Stl	Min		
		FG	FTA	FG	FTA	FT	FTA	FT							
1	Johnson, Clerra	2-7	2-6	0-0	0-0	4	23	4	23	4	0	0	10		
2	Billie, Lauren	5	1-5	0-3	0-0	1	1	2	2	2	1	0	1	28	
3	Chastain, Claire	7	0-9	0-5	0-0	0	1	1	2	0	1	0	0	16	
4	Milton, Terryn	5	4-8	2-4	0-0	0	0	0	10	4	1	1	1	34	
5	Fernell, Kase	1	0-1	0-0	0-0	0	1	11	3	0	0	0	0	31	
6	McGowan, Laurynn	1	1-5	0-1	1-2	0-0	0	0	1	3	0	0	0	14	
7	Dossey, Misty	0	0-0	0-0	0-0	0	1	1	2	0	0	1	0	4	
8	Alexander, Brock	1	0-0	0-0	0-0	0	0	1	2	0	0	0	0	4	
13	Machado, Doriane	3	3-7	0-0	0-2	2	1	3	3	6	0	0	1	17	
14	Evans, Aysia	1	0-6	0-3	0-0	0	1	0	1	4	0	0	0	10	
	Team	20	16	6	5-28	9-14	13	17	30	23	54	14	3	8	200

#	Player	Total		3-PTA		Rebounds						Other					
		FG	FTA	FG	FTA	FT	Def	Off	TP	FT	A	T	Bk	Stl	Min		
1	Okoienko, Army	1	1	1	1	4	0	0	0	0	0	0	0	0	0		
2	Moore, Jordan	5	8	0	0	8	6	14	2	18	1	3	1	1	30		
3	Woods, Jayden	2	3	0	1	2	0	4	4	1	5	2	2	0	21		
4	Wright, Lauren	1	2	0	0	2	0	0	0	0	0	0	0	0	10		
5	Ray, Kyanan	0	0	0	0	6	6	6	2	4	4	4	2	0	36		
6	Payne, Rianna	0	0	0	0	2	0	0	0	2	0	0	0	0	6		
7	McGee, Mary	0	0	0	0	0	0	0	0	2	0	0	0	0	1		
8	Crain, Alexandria	0	0	0	0	0	1	1	0	0	0	0	0	0	2		
9	Vann, Dakota	1	2	0	3	3	2	2	3	5	1	1	1	1	18		
10	Hellebrand, Julia	1	2	0	0	0	0	0	0	0	0	0	0	0	1		
11	Akomolafe, Adeola	2	4	0	0	0	1	2	3	4	0	1	1	0	21		
	Team																
		23.5	1	1	1	24	31	0	46	14	71	14	17	5	6,200		

Officials: Brian Hall, Metta Roberts, Bill Larance
Technical fouls: UTA-TEAM. TCU-None.

Attendance: 1531

Score by periods	1st	2nd	3rd	4th	Total
UTA	10	10	23	11	54
TCU	20	15	16	20	71

Last FG - UTA 4th-00:16, TCU 4th-00:23.
 Largest lead - UTA None, TCU by 22 4th-03:23.
 UTA led for 00:00, TCU led for 39:12. Game was tied for 00:49.

	In Paint	Off T/O	2nd Chance	Fast Break	Bench
UTA	18	12	12	6	14
TCU	44	13	14	8	13

Score tied - 1 time.
Lead changed - 0 times

OVERALL SEASON STATISTICS

RECORD:	OVERALL	HOME	AWAY	NEUTRAL
ALL GAMES	22-10	16-3	6-5	0-2
CONFERENCE	10-8	6-3	4-5	0-0
NON-CONFERENCE	12-2	10-0	2-0	0-2

#	Player	gp-gs	min	avg	Total	3-Point	F-Throw	Rebounds		pf	dq	a	to	blk	stl	pts	avg
					fg-fga	fg%	3fg-fga	3fg%	ft-fa	ft%	off	def	tot	avg			
22	Moore, Jordan	32-32	882	27.6	199-337	.591	0-1	.000	120-191	.628	116	150	266	8.3	67	0	35
00	Okonkwo, Amy	32-21	773	24.2	157-345	.455	53-144	.368	54-63	.857	50	147	197	6.2	65	0	24
25	Ray, Kianna	32-32	1100	34.4	112-294	.381	71-193	.368	40-61	.656	17	77	94	2.9	59	1	128
20	Heard, Lauren	32-31	904	28.3	87-269	.323	28-102	.275	80-127	.630	29	111	140	4.4	67	1	107
15	Woods, Jayde	32-19	763	23.8	57-143	.399	12-44	.273	50-83	.602	21	58	79	2.5	70	2	78
33	Akomolafe, Adeola	32-22	670	20.9	49-114	.430	2-21	.095	17-39	.436	46	59	105	3.3	77	1	50
24	Vann, Dakota	32-0	497	15.5	40-116	.345	7-52	.135	25-35	.714	11	34	45	1.4	62	1	27
05	Morris, Yummy	23-0	165	7.2	24-50	.480	0-0	.000	30-41	.732	18	34	52	2.3	26	0	3
11	Maley, Anneli	10-3	146	14.6	13-40	.325	3-18	.167	0-4	.000	19	23	42	4.2	13	0	12
01	Payne, Ryann	30-0	248	8.3	25-93	.269	5-24	.208	11-23	.478	9	22	31	1.0	20	0	22
31	Hellessey, Ella	17-0	105	6.2	13-36	.361	4-18	.222	0-0	.000	8	18	26	1.5	6	0	5
21	Crain, Alexandria	22-0	147	6.7	13-37	.351	7-15	.467	4-4	1.000	5	12	17	0.8	13	0	6
Team											61	53	114				19
Total.....		32	6400		789-1874	.421	192-632	.304	431-671	.642	410	798	1208	37.8	545	6	497
Opponents.....		32	6400		711-1833	.388	166-529	.314	352-516	.682	390	776	1166	36.4	613	-	420

TEAM STATISTICS

	TCU	OPP
SCORING	2201	1940
Points per game	68.8	60.6
Scoring margin	+8.2	-
FIELD GOALS-ATT	789-1874	711-1833
Field goal pct	.421	.388
3 POINT FG-ATT	192-632	166-529
3-point FG pct	.304	.314
3-pt FG made per game	6.0	5.2
FREE THROWS-ATT	431-671	352-516
Free throw pct	.642	.682
F-Throws made per game	13.5	11.0
REBOUNDS	1208	1166
Rebounds per game	37.8	36.4
Rebounding margin	+1.3	-
ASSISTS	497	420
Assists per game	15.5	13.1
TURNOVERS	488	573
Turnovers per game	15.3	17.9
Turnover margin	+2.7	-
Assist/turnover ratio	1.0	0.7
STEALS	310	245
Steals per game	9.7	7.7
BLOCKS	178	115
Blocks per game	5.6	3.6
ATTENDANCE	40804	46222
Home games-Avg/Game	19-2148	11-3844
Neutral site-Avg/Game	-	2-1972

Score by Periods	1st	2nd	3rd	4th	Totals
TCU	530	510	602	559	2201
Opponents	469	427	549	495	1940

Date	Opponent		Score	Att.
11/6/18	DUQUESNE	w	61-48	3648
11/11/18	MISSISSIPPI VALLEY STATE	w	96-47	1576
11/18/18	SMU	w	65-63	1906
11-23-18	vs BYU	L	58-61	703
11-24-18	at San Diego State	w	81-64	822
11/29/18	at Mississippi	w	55-50	1270
12/2/18	ARMY	w	63-38	2154
12/8/18	MONTANA STATE	w	71-49	1879
12/16/18	SOUTHERN	w	69-40	1806
12/20/18	SHSU	w	72-59	1875
12/29/18	ALCORN STATE	w	88-31	1692
* 01/02/19	WEST VIRGINIA	w	62-48	1723
* 01/06/19	at Oklahoma St.	L	71-75	2056
* 01/09/19	at Iowa State	L	54-92	9369
* 01/12/19	BAYLOR	L	55-79	3844
* 01/16/19	TEXAS TECH	w	78-70	2025
* 01/19/19	at Texas	L	67-73	4105
* 01/22/19	OKLAHOMA	w	86-71	1929
* 01/27/19	KANSAS	w	58-53	2227
* 1/30/19	at Kansas State	w	61-47	2676
* 02/03/19	OKLAHOMA ST.	w	69-55	2170
* 02/06/19	at Texas Tech	w	70-63	2832
* 02/09/19	at Baylor	L	71-89	6327
* 02/13/19	IOWA STATE	w	76-69	2556
* 02/16/19	at West Virginia	L	65-79	6108
* 02/23/19	KANSAS STATE	L	72-75	2606
* 02/27/19	at Kansas	w	76-66	3367
* 03/02/19	at Oklahoma	w	76-63	3347
* 03/05/19	TEXAS	L	48-62	2670
03/09/19	vs Texas	L	64-66	3240
03/21/19	PRAIRIE VIEW A&M	w	72-41	987
03/23/19	UTA	w	71-54	1531

* = Conference game

BIG 12 ONLY STATISTICS

#	Player	gp-gs	min	avg	Total		3-Point		F-Throw		Rebounds				pf	dq	a	to	blk	stl	pts	avg
					fg-fga	fg%	3fg-fga	3fg%	ft-fa	ft%	off	def	tot	avg								
22	Moore, Jordan	18-18	555	30.8	114-204	.559	0-1	.000	77-120	.642	71	91	162	9.0	39	0	24	40	49	27	305	16.9
00	Okonkwo, Amy	18-14	484	26.9	95-219	.434	39-100	.390	34-38	.895	22	90	112	6.2	44	0	13	37	6	16	263	14.6
20	Heard, Lauren	18-18	541	30.1	54-162	.333	15-54	.278	63-96	.656	18	65	83	4.6	41	1	64	48	0	37	186	10.3
25	Ray, Kianna	18-18	670	37.2	63-174	.362	33-107	.308	19-32	.594	13	38	51	2.8	38	1	56	38	14	28	178	9.9
15	Woods, Jayde	18-5	427	23.7	35-89	.393	7-25	.280	34-53	.642	11	24	35	1.9	45	2	36	42	1	18	111	6.2
24	Vann, Dakota	18-0	280	15.6	23-65	.354	2-27	.074	13-19	.684	9	16	25	1.4	42	1	8	16	3	14	61	3.4
33	Akomolafe, Adeola	18-17	408	22.7	19-60	.317	1-11	.091	11-20	.550	20	35	55	3.1	47	1	26	15	8	22	50	2.8
01	Payne, Ryann	16-0	121	7.6	12-45	.267	2-10	.200	3-9	.333	4	13	17	1.1	13	0	5	13	0	6	29	1.8
05	Morris, Yummy	10-0	44	4.4	4-11	.364	0-0	.000	7-9	.778	5	8	13	1.3	6	0	1	4	2	1	15	1.5
21	Crain, Alexandria	11-0	53	4.8	5-13	.385	4-8	.500	0-0	.000	2	1	3	0.3	8	0	4	1	0	0	14	1.3
31	Hellessey, Ella	5-0	17	3.4	1-7	.143	1-6	.167	0-0	.000	0	3	3	0.6	0	0	2	0	1	0	3	0.6
Team											36	28	64				13					
Total.....		18	3600		425-1049	.405	104-349	.298	261-396	.659	211	412	623	34.6	323	6	239	267	84	169	1215	67.5
Opponents.....		18	3600		447-1044	.428	103-314	.328	232-315	.737	214	479	693	38.5	353	-	258	312	65	138	1229	68.3

GAME-BY-GAME COMPARISON

Opponent	1st	2nd	Score	Mar	Total FG	FG Pct	3-Pointers	3FG Pct	Free Throws	FT Pct	Rebounds	Assist	T/Over	Block	Steal	Fouls
DUQUESNE	27/18	34/30	61-48	+13	25-53/17-56	.472/.304	6-19/6-22	.316/.273	5-16/8-15	.313/.533	43/32 +11	21/13	19/16	4/5	8/8	19/15
MISSISSIPPI VALLEY STATE	51/21	45/26	96-47	+49	36-63/16-47	.571/.340	8-18/3-10	.444/.300	16-19/12-25	.842/.480	41/23 +18	28/11	20/27	8/2	16/4	23/16
SMU	29/33	36/30	65-63	+2	20-58/23-60	.345/.383	8-30/5-15	.267/.333	17-31/12-18	.548/.667	39/39 -	16/15	14/18	11/5	9/8	21/25
BYU	35/33	23/28	58-61	(3)	21-56/25-69	.375/.362	9-21/7-19	.429/.368	7-11/4-7	.636/.571	38/47 (9)	14/18	16/15	4/3	9/9	15/17
San Diego State	42/30	39/34	81-64	+17	31-65/19-58	.477/.328	4-14/4-17	.286/.235	15-21/22-32	.714/.688	37/41 (4)	18/10	8/17	6/5	8/4	24/17
Mississippi	29/17	26/33	55-50	+5	20-57/20-54	.351/.370	4-19/5-9	.211/.556	11-20/5-9	.550/.556	47/32 +15	15/10	21/17	6/5	8/12	19/21
ARMY	34/20	29/18	63-38	+25	24-60/15-56	.400/.268	8-22/5-17	.364/.294	7-9/3-11	.778/.273	46/35 +11	21/11	17/15	6/2	7/10	12/18
MONTANA STATE	39/20	32/29	71-49	+22	29-56/19-53	.518/.358	8-22/2-20	.364/.100	5-14/9-14	.357/.643	42/28 +14	22/7	16/15	10/5	7/9	17/17
SOUTHERN	38/15	31/25	69-40	+29	26-55/14-52	.473/.269	3-16/9-20	.188/.450	14-23/3-4	.609/.750	47/26 +21	16/8	15/18	6/2	11/7	11/19
SHSU	34/26	38/33	72-59	+13	26-48/23-61	.542/.377	5-15/6-11	.333/.545	15-27/7-12	.556/.583	31/34 (3)	15/10	22/27	9/1	18/12	10/20
ALCORN STATE	33/21	55/10	88-31	+57	33-75/11-44	.440/.250	8-28/1-5	.286/.200	14-21/8-16	.667/.500	48/35 +13	23/8	8/30	9/0	16/4	15/16
WEST VIRGINIA	36/22	26/26	62-48	+14	24-56/17-53	.429/.321	7-19/5-15	.368/.333	7-10/9-13	.700/.692	35/36 (1)	17/13	15/16	9/4	3/8	17/17
Oklahoma St.	31/40	40/35	71-75	(4)	27-63/25-52	.429/.481	5-14/4-11	.357/.364	12-21/21-27	.571/.778	31/41 (10)	10/13	13/18	5/3	12/5	25/19
Iowa State	20/38	34/54	54-92	(38)	18-57/32-67	.316/.478	6-24/9-25	.250/.360	12-24/19-21	.500/.905	24/57 (33)	7/20	19/18	5/4	6/11	22/19
BAYLOR	11/35	44/44	55-79	(24)	18-53/34-66	.340/.515	7-22/5-10	.318/.500	12-19/6-9	.632/.667	32/41 (9)	11/21	19/10	3/8	7/7	15/19
TEXAS TECH	28/33	50/37	78-70	+8	32-68/27-63	.471/.429	5-19/7-26	.263/.269	9-19/9-16	.474/.563	38/45 (7)	25/21	12/20	6/1	12/8	16/18
Texas	26/33	41/40	67-73	(6)	23-57/24-56	.404/.429	4-23/6-11	.174/.545	17-23/19-27	.739/.704	34/33 +1	12/17	16/14	2/3	7/6	21/24
OKLAHOMA	39/24	47/47	86-71	+15	30-66/26-56	.455/.464	6-20/5-13	.300/.385	20-24/14-19	.833/.737	36/32 +4	21/11	13/21	8/6	12/9	18/21
KANSAS	35/23	23/30	58-53	+5	19-45/19-58	.422/.328	3-14/4-19	.214/.211	17-23/11-14	.739/.786	29/38 (9)	12/11	26/22	7/1	9/13	14/22
Kansas State	27/18	34/29	61-47	+14	20-48/16-45	.417/.356	9-25/3-18	.360/.167	12-16/12-16	.750/.750	29/27 +2	14/8	16/21	2/0	15/7	19/17
OKLAHOMA ST.	36/19	33/36	69-55	+14	26-66/18-47	.394/.383	5-19/8-23	.263/.348	12-18/11-17	.667/.647	45/32 +13	14/9	9/14	1/3	6/4	16/19
Texas Tech	29/38	41/25	70-63	+7	26-66/24-64	.394/.375	7-20/4-24	.350/.167	11-20/11-16	.550/.688	38/46 (8)	9/12	8/18	4/0	8/3	18/20
Baylor	31/38	40/51	71-89	(18)	22-51/35-54	.431/.648	6-20/1-4	.300/.250	21-34/18-24	.618/.750	27/33 (6)	8/30	15/15	0/5	9/6	24/22
IOWA STATE	40/35	36/34	76-69	+7	23-64/27-72	.359/.375	8-18/9-32	.444/.281	22-29/6-9	.759/.667	46/42 +4	10/12	13/16	8/5	11/7	15/22
West Virginia	25/44	40/35	65-79	(14)	24-59/25-58	.407/.431	4-16/12-21	.250/.571	13-20/17-25	.650/.680	33/45 (12)	11/14	16/22	3/3	16/10	21/17
KANSAS STATE	36/36	36/39	72-75	(3)	20-53/28-57	.377/.491	10-24/3-17	.417/.176	22-30/16-21	.733/.762	32/33 (1)	17/15	19/19	7/5	10/12	18/19
Kansas	37/29	39/37	76-66	+10	26-53/23-55	.491/.418	4-13/7-18	.308/.389	20-29/13-16	.690/.813	34/32 +2	12/7	14/17	6/6	9/9	18/25
Oklahoma	34/40	42/23	76-63	+13	28-63/21-62	.444/.339	5-20/9-20	.250/.450	15-21/12-15	.714/.800	49/33 +16	17/7	15/16	2/1	9/8	15/21
TEXAS	31/31	17/31	48-62	(14)	19-61/26-59	.311/.441	3-19/2-7	.158/.286	7-16/8-10	.438/.800	31/47 (16)	12/17	9/15	6/7	8/5	11/12
Texas	28/30	36/36	64-66	(2)	24-68/26-59	.353/.441	9-26/2-8	.346/.250	7-11/12-15	.636/.800	39/36 +3	16/13	11/11	3/4	7/4	13/15
PRAIRIE VIEW A&M	34/16	38/25	72-41	+31	26-60/16-54	.433/.296	7-20/3-14	.350/.214	13-21/6-9	.619/.667	41/35 +6	19/14	17/24	7/8	11/8	9/21
UTA	35/20	36/34	71-54	+17	23-51/20-66	.451/.303	1-13/5-28	.077/.179	24-31/9-14	.774/.643	46/30 +16	14/14	17/11	5/3	6/8	14/23

Note: Game totals are displayed in the format TEAM/OPPONENT for each category

INDIVIDUAL SINGLE-SEASON RECORD WATCH

POINTS

Rnk	No.	Player	Year
1.	657	Sandora Irvin	2004-05
2.	588	Emily Carter	2010-11
3.	564	Zahna Medley	2013-14
4.	553	Adrianne Ross	2006-07
5.	539	Zahna Medley	2015-16
6.	519	Amy Okonkwo	2017-18
7.	518	Jordan Moore	2018-19
	518	Helena Sverrisdottir	2010-11
9.	504	Sandora Irvin	2003-04
10.	501	Janice Dziuk	1989-90
11.	499	Adrianne Ross	2007-08
--	421	Amy Okonkwo	2018-19

SCORING AVERAGE (20 GAMES)

Rnk	Avg. (PT-G)	Player	Year
1.	20.3 (467-23)	Emma Wilson	1996-97
2.	19.9 (657-33)	Sandora Irvin	2004-05
3.	18.6 (501-27)	Janice Dziuk	1989-90
4.	17.8 (588-33)	Emily Carter	2010-11
5.	17.3 (553-32)	Adrianne Ross	2006-07
6.	17.1 (564-33)	Zahna Medley	2013-14
7.	16.8 (504-30)	Sandora Irvin	2003-04
8.	16.33 (539-33)	Zahna Medley	2015-16
9.	16.19 (518-32)	Jordan Moore	2018-19
10.	15.84 (491-31)	Helena Sverrisdottir	2008-09
11.	15.61 (484-31)	Zahna Medley	2014-15

FIELD GOALS MADE

Rnk	No.	Player	Year
1.	237	Sandora Irvin	2004-05
2.	204	Adrianne Ross	2006-07
3.	199	Jordan Moore	2018-19
4.	195	Sandora Irvin	2003-04
5.	193	Janice Dziuk	1989-90
6.	191	Jordan Moore	2017-18
7.	186	Amy Okonkwo	2017-18
	186	Zahna Medley	2013-14
9.	180	Adrianne Ross	2007-08
10.	177	Emily Carter	2010-11
11.	169	Zahna Medley	2015-16
--	157	Amy Okonkwo	2018-19

FIELD GOAL PERCENTAGE (75 MADE)

Rnk	Pct. (M-A)	Player	Year
1.	.591 (199-337)	Jordan Moore	2018-19
2.	.570 (86-151)	Kathleen Olson	1985-86
3.	.569 (99-174)	Misty Meadows	1998-99
4.	.560 (191-341)	Jordan Moore	2017-18
5.	.557 (112-201)	Kathleen Olson	1987-88
6.	.555 (161-290)	Amy Bumsted	1992-93
7.	.547 (99-181)	Donna Drueger	1992-93
8.	.539 (152-282)	Janice Dziuk	1988-89
9.	.535 (106-198)	Buffy Ferguson	1996-97
10.	.523 (78-149)	Kim Walter	1999-00
11.	.520 (127-244)	Diana Dalhausser	1983-84

3-POINT FIELD GOALS MADE

Rnk	No.	Player	Year
1.	87	Zahna Medley	2015-16
2.	81	Jill Sutton	1997-98
3.	80	Zahna Medley	2013-14
4.	78	Ashley Davis	2006-07
5.	77	Zahna Medley	2012-13
6.	76	Emily Carter	2010-11
	76	Jill Sutton	2000-01
	76	Jill Sutton	1998-99
9.	72	Zahna Medley	2014-15
10.	71	Kianna Ray	2018-19
11.	70	Emma Wilson	1996-97
--	53	Amy Okonkwo	2018-19

3-POINT FIELD GOALS ATTEMPTED

Rnk	No.	Player	Year
1.	241	Zahna Medley	2013-14
	241	Zahna Medley	2012-13
3.	214	Emily Carter	2010-11
4.	209	Jill Sutton	1997-98
5.	208	Zahna Medley	2015-16
6.	194	Jill Sutton	1998-99
7.	193	Kianna Ray	2018-19
8.	191	Ashley Davis	2005-06
9.	189	Zahna Medley	2014-15
10.	185	Ashley Davis	2006-07
11.	183	Ashley Davis	2004-05
	183	Kim Ortega	2003-04
--	144	Amy Okonkwo	2018-19

3-POINT FIELD GOAL PERCENTAGE (30 MADE)

Rnk	Pct. (M-A)	Player	Year
1.	.439 (76-173)	Jill Sutton	2000-01
2.	.431 (66-153)	AJ Alix	2015-16
3.	.425 (31-73)	Kati Safaritova	2000-01
4.	.422 (78-185)	Ashley Davis	2006-07
5.	.418 (87-208)	Zahna Medley	2015-16
6.	.415 (61-147)	Emily Carter	2009-10
7.	.414 (70-169)	Emma Wilson	1996-97
8.	.404 (36-89)	Kati Safaritova	2001-02
9.	.400 (32-80)	Amy Pack	2003-04
10.	.399 (55-138)	Tricia Payne	2002-03
--	.368 (71-193)	Kianna Ray	2018-19
--	.368 (53-144)	Amy Okonkwo	2018-19

FREE THROWS MADE

Rnk	No.	Player	Year
1.	159	Sandora Irvin	2004-05
2.	158	Emily Carter	2010-11
3.	147	Helena Sverrisdottir	2008-09
4.	145	Emma Wilson	1996-97
5.	143	Helena Sverrisdottir	2010-11
6.	126	Sandora Irvin	2002-03
7.	121	Liz Zeller	1990-91
8.	120	Jordan Moore	2018-19
9.	119	Amy Okonkwo	2017-18
10.	118	Emily Carter	2009-10
11.	117	Helena Sverrisdottir	2009-10

FREE THROWS ATTEMPTED

Rnk	No.	Player	Year
1.	217	Sandora Irvin	2004-05
2.	194	Emma Wilson	1996-97
3.	191	Jordan Moore	2018-19
4.	182	Sandora Irvin	2002-03
5.	181	Emily Carter	2010-11
	181	Helena Sverrisdottir	2008-09
	179	Helena Sverrisdottir	2010-11
8.	166	Janice Dziuk	1989-90
9.	162	Sandora Irvin	2003-04
10.	161	Liz Zeller	1990-91
11.	151	Janice Dziuk	1986-87
--	127	Lauren Heard	2018-19

FREE THROW PERCENTAGE (50 MADE)

Rnk	Pct. (M-A)	Player	Year
1.	.884 (114-129)	Zahna Medley	2015-16
2.	.881 (119-135)	Amy Okonkwo	2017-18
3.	.879 (102-116)	Zahna Medley	2014-15
4.	.876 (99-113)	Amy (Sutton) Porter	1998-99
5.	.874 (118-135)	Emily Carter	2009-10
6.	.873 (158-181)	Emily Carter	2010-11
7.	.857 (54-63)	Amy Okonkwo	2018-19
8.	.851 (63-74)	Ebony Shaw	2001-02
9.	.850 (51-60)	Natalie Ventress	2013-14
10.	.846 (110-130)	Tricia Payne	2000-01
11.	.845 (71-84)	Ashley Davis	2005-06

REBOUNDS

Rnk	No.	Player	Year
1.	390	Sandora Irvin	2004-05
2.	366	Sandora Irvin	2003-04
3.	320	Sandora Irvin	2002-03
4.	294	Sandora Irvin	2001-02
5.	274	Starr Crawford	2009-10
6.	269	Latricia Lovings	2012-13
7.	267	Lorie Butler-Rayford	2007-08
8.	266	Jordan Moore	2018-19
9.	262	Starr Crawford	2010-11
10.	257	Janice Thomas	2000-01
11.	252	Latricia Lovings	2013-14
--	197	Amy Okonkwo	2018-19

REBOUNDING AVERAGE

Rnk	Avg. (RB-G)	Player	Year
1.	12.2 (366-30)	Sandora Irvin	2003-04
2.	11.8 (390-33)	Sandora Irvin	2004-05
3.	9.70 (262-27)	Starr Crawford	2010-11
4.	9.69 (320-33)	Sandora Irvin	2002-03
5.	9.5 (294-31)	Sandora Irvin	2001-02
6.	9.0 (269-30)	Latricia Lovings	2012-13
7.	8.8 (274-31)	Starr Crawford	2009-10
8.	8.7 (234-27)	Janice Dziuk	1989-90
9.	8.60 (215-25)	Michelle Bailey	1982-83
10.	8.57 (197-23)	Michelle Bailey	1983-84
--	8.41 (266-32)	Jordan Moore	2018-19

ASSISTS

Rnk	No.	Player	Year
1.	184	Natasha Lacy	2004-05
2.	165	Natasha Lacy	2003-04
3.	161	Helena Sverrisdottir	2009-10
4.	149	Helena Sverrisdottir	2008-09
	149	Helena Sverrisdottir	2010-11
6.	139	AJ Alix	2016-17
7.	135	Andrea Boris	1992-93
8.	133	Julie Hendrickson	1984-85
9.	130	Zahna Medley	2012-13
10.	129	Zahna Medley	2014-15
--	128	Kianna Ray	2018-19
--	107	Lauren Heard	2018-19

ASSIST AVERAGE (20 GAMES)

Rnk	Avg. (AS-G)	Player	Year
1.	5.8 (184-32)	Natasha Lacy	2004-05
2.	5.19 (397-31)	Helena Sverrisdottir	2009-10
3.	5.16 (165-32)	Natasha Lacy	2003-04
4.	5.0 (135-27)	Andrea Boris	1992-93
5.	4.9 (133-27)	Julie Hendrickson	1984-85
6.	4.8 (149-31)	Helena Sverrisdottir	2008-09
7.	4.7 (109-23)	Emma Wilson	1996-97
8.	4.6 (139-30)	AJ Alix	2016-17
9.	4.546 (127-28)	Jill Sutton	1998-99
10.	4.52 (149-33)	Helena Sverrisdottir	2010-11
--	4.00 (128-32)	Kianna Ray	2018-19

BLOCKED SHOTS

Rnk	No.	Player	Year
1.	150*	Sandora Irvin	2004-05
2.	128	Sandora Irvin	2002-03
3.	123	Latricia Lovings	2013-14
4.	117	Sandora Irvin	2003-04
5.	109	Latricia Lovings	2012-13
6.	85	Sandora Irvin	2001-02
7.	73	Jordan Moore	2018-19
8.	68	Latricia Lovings	2011-12
9.	65	Jordan Moore	2017-18
10.	58	Jordan Moore	2015-16
11.	51	Tiffany Evans	2001-02

STEALS

Rnk	No.	Player	Year
1.	103	Chelsea Prince	2014-15
2.	95	Rachel Hesse	1992-93
3.	94	Teresia Hudson	1987-88
4.	93	Adrianne Ross	2006-07
5.	90	Natasha Lacy	2004-05
6.	88	Adrianne Ross	2007-08
7.	87	Natasha Lacy	2003-04
8.	83	Teresia Hudson	1986-87
9.	82	Sandora Irvin	2004-05
10.	79	Ashanti Nix	2001-02

GAMES PLAYED

Rnk	No.	Player	Year
1.	36	Adeola Akomolafe	2017-18
	36	Lauren Heard	2017-18
	36	Jordan Moore	2017-18
	36	Amy Okonkwo	2017-18
	36	Amber Ramirez	2017-18
6.	35	Lorie Butler-Rayford	2007-08
	35	Moneka Knight	2007-08
	35	Jenna Lohse	2007-08
	35	Danielle Nunn	2007-08
	35	Adrianne Ross	2007-08
	35	Helena Sverrisdottir	2007-08

GAMES STARTED

Rnk	No.	Player	Year
1	35	Jordan Moore	2017-18
2.	34	Adrianne Ross	2007-08
3.	33	Zahna Medley	2015-16
	33	Zahna Medley	2013-14
	33	Lorie Butler-Rayford	2007-08
	33	Helena Sverrisdottir	2010-11
	33	Helena Sverrisdottir	2007-08
	33	Emily Carter	2010-11
	33	Niki Newton	2004-05
	33	Amy (Sutton) Porter	2000-01
	33	Jill Sutton	2000-01

TEAM SINGLE-SEASON RECORD WATCH

POINTS				FIELD GOAL PERCENTAGE DEFENSE				FREE THROWS ATTEMPTED				TURNOVERS FORCED			
Rnk	No.	Games	Year	Rnk	Pct. (M-A)	Games	Year	Rnk	No.	Games	Year	Rnk	Avg. (Opp. TO)	Games	Year
1.	2,691	36	2017-18	1.	.349 (602-1727)	30	2011-12	1.	765	31	2005-06	1.	23.7 (663)	28	1983-84
2.	2,498	32	2003-04	2.	.350 (602-1,720)	31	2001-02	2.	755	35	2007-08	2.	21.9 (592)	27	1992-93
3.	2,490	35	2007-08	3.	.352 (686-1,951)	33	2004-05	3.	747	32	2003-04	3.	21.39 (599)	28	1982-83
4.	2,384	33	2015-16	4.	.355 (714-2,010)	32	2003-04	4.	736	31	2001-02	4.	21.37 (684)	32	2006-07
5.	2,362	33	2000-01	5.	.358 (694-1936)	33	2010-11	5.	735	34	2002-03	5.	21.31(746)	35	2007-08
6.	2,330	33	2004-05	6.	.361 (738-2,047)	34	2002-03	6.	728	33	2004-05	6.	21.1 (570)	27	1996-97
7.	2,319	32	2006-07	7.	.363 (679-1,869)	33	2013-14	7.	689	32	2006-07	7.	20.93 (565)	27	1984-85
8.	2,300	34	2002-03	8.	.366 (678-1,850)	31	2009-10	8.	685	36	2017-18	8.	20.85 (563)	27	1989-90
9.	2,235	33	2010-11	9.	.3755 (724-1,928)	31	2008-09	9.	681	28	1998-99	9.	20.7 (517)	25	1988-89
10.	2,235	31	2009-10	10.	.3759 (729-1,939)	33	2000-01	10.	675	33	2010-11	10.	20.6 (681)	33	2004-05
--	2,201	32	2018-19	--	.3879 (711-1,833)	32	2018-19	--	671	32	2018-19	--	17.91 (573)	32	2018-19
SCORING AVERAGE				3-POINT FIELD GOALS MADE				REBOUNDS				BLOCKED SHOTS			
Rnk	Avg. (Pts)	Games	Year	Rnk	No.	Games	Year	Rnk	No.	Games	Year	Rnk	No.	Games	Year
1.	78.1 (2,498)	32	2003-04	1.	253	36	2017-18	1.	1,467	33	2004-05	1.	224	34	2002-03
2.	74.8 (2,691)	36	2017-18	2.	249	33	2000-01	2.	1,415	32	2003-04	2.	216	33	2004-05
3.	74.6 (2,013)	27	1996-97	3.	240	33	2015-16	3.	1,377	33	2000-01	3.	202	33	2013-14
4.	73.9 (2,069)	28	1998-99	4.	227	32	2014-15	4.	1,360	34	2002-03	4.	201*	31	2001-02
5.	72.7 (1,963)	27	1992-93	5.	223	32	2003-04	5.	1,348	35	2007-08	5.	197	32	2003-04
6.	72.5 (2,319)	32	2006-07	6.	221	34	2002-03	6.	1,313	31	2001-02	6.	179	30	2011-12
7.	72.2 (2,384)	33	2015-16	7.	220	30	2016-17	7.	1,296	36	2017-18	7.	178	32	2018-19
8.	72.1 (2,235)	31	2009-10	8.	218	30	2012-13	8.	1,245	33	2010-11	8.	176	36	2017-18
9.	71.93 (1,942)	27	1987-88	9.	214	31	2000-10	9.	1,224	31	2009-10	9.	165	33	2015-16
10.	71.87 (2,156)	30	1999-00	10.	207	31	2008-09	10.	1,221	32	2006-07	10.	149	30	2016-17
--	68.78 (2,201)	32	2018-19	--	192	32	2018-19	--	1,208	32	2018-19	11.	145	30	2012-13
SCORING DEFENSE				3-POINT FIELD GOALS ATTEMPTED				REBOUNDING AVERAGE				BLOCK AVERAGE			
Rnk	Avg. (Opp. Pts.)	Games	Year	Rnk	No.	Games	Year	Rnk	Avg. (Rebs.)	Games	Year	Rnk	Avg. (Blks)	Games	Year
1.	56.5 (1,694)	30	2011-12	1.	695	30	2012-13	1.	44.5 (1,467)	33	2004-05	1.	6.6 (224)	34	2002-03
2.	58.58 (1,816)	31	2001-02	2.	687	36	2017-18	2.	44.3 (1,107)	25	1993-94	2.	6.54 (216)	33	2004-05
3.	58.67 (1,936)	33	2013-14	3.	663	32	2014-15	3.	44.2 (1,415)	32	2003-04	3.	6.48 (201)	31	2001-02
4.	58.73 (1,938)	33	2010-11	4.	663	33	2000-01	4.	44.1 (1,190)	27	1992-93	4.	6.2 (197)	32	2003-04
5.	60.1 (2,104)	35	2007-08	5.	656	32	2003-04	5.	42.6 (1,192)	28	1982-83	5.	6.12 (202)	33	2013-14
6.	60.46 (1,995)	33	2004-05	6.	632	32	2018-19	6.	42.4 (1,313)	31	2001-02	6.	6.0 (179)	30	2011-12
7.	60.52 (1,876)	31	2009-10	7.	629	34	2002-03	7.	41.7 (1,377)	33	2000-01	7.	5.56 (178)	32	2018-19
8.	60.63 (1,940)	32	2018-19	8.	626	35	2007-08	8.	41.4 (1,117)	27	1987-88	8.	5.00 (165)	33	2015-16
9.	61.9 (2,044)	33	2000-01	9.	623	30	2016-17	9.	41.3 (1,115)	27	1986-87	9.	4.97 (149)	30	2016-17
10.	62.6 (2,129)	34	2002-03	10.	614	33	2015-16	10.	40.7 (1,100)	27	1995-96	10.	4.89 (176)	36	2017-18
11.	64.0 (1,985)	31	2008-09	11.	607	33	2010-11	--	37.75 (1,208)	32	2018-19	11.	4.5 (135)	30	2012-13
FIELD GOALS MADE				3-POINT FIELD GOAL PERCENTAGE				REBOUNDING DEFENSE				STEALS			
Rnk	No.	Games	Year	Rnk	Pct. (M-A)	Games	Year	Rnk	Avg. (Opp. Rebs.)	Games	Year	Rnk	No.	Games	Year
1.	964	36	2017-18	1.	.409 (27-66)	27	1986-87	1.	36.0 (1,297)	36	2017-18	1.	373	33	2004-05
2.	887	35	2007-08	2.	.391 (240-614)	33	2015-16	2.	36.1 (1,083)	30	1999-00	2.	370	32	2003-04
3.	885	32	2003-04	3.	.382 (132-346)	27	1996-97	3.	36.2 (1,267)	35	2007-08	3.	365	35	2007-08
4.	852	33	2015-16	4.	.376 (249-663)	33	2000-01	4.	36.35 (1,127)	31	2001-02	4.	340	27	1987-88
5.	839	33	2000-01	5.	.368 (253-687)	36	2017-18	5.	36.44 (1,166)	32	2018-19	5.	338	32	2014-15
6.	837	32	2006-07	6.	.367 (207-564)	31	2008-09	6.	36.8 (1,029)	28	1998-99	6.	334	32	2006-07
7.	820	33	2004-05	7.	.364 (189-519)	28	1998-99	7.	37.4 (1,234)	33	2000-01	7.	330	31	2001-02
8.	797	31	2000-10	8.	.360 (58-161)	25	1988-89	8.	37.9 (1,213)	32	2006-07	8.	327	33	2013-14
9.	789	32	2018-19	9.	.355 (214-603)	31	2009-10	9.	38.0 (1,254)	33	2010-11	9.	325	31	2005-06
10.	784	30	1999-00	10.	.354 (172-486)	32	2006-07	10.	38.1 (1,067)	28	1997-98	10.	320	27	1992-93
11.	779	32	2014-15	--	.304 (192-632)	32	2018-19	11.	38.4 (1,266)	33	2004-05	--	310	32	2018-19
FIELD GOALS ATTEMPTED				3FG PERCENTAGE DEFENSE				ASSISTS				STEAL AVERAGE			
Rnk	No.	Games	Year	Rnk	Pct. (M-A)	Games	Year	Rnk	No.	Games	Year	Rnk	Avg. (Stls)	Games	Year
1.	2,132	36	2017-18	1.	.254 (35-138)	27	1987-88	1.	593	36	2017-18	1.	12.6 (340)	27	1987-88
2.	2,126	35	2007-08	2.	.276 (143-519)	32	2003-04	2.	540	33	2000-01	2.	11.9 (320)	27	1992-93
3.	2,078	33	2004-05	3.	.278 (212-763)	31	2008-09	3.	531	32	2003-04	3.	11.6 (370)	32	2003-04
4.	2,018	33	2000-01	4.	.279 (163-585)	34	2002-03	4.	510	35	2007-08	4.	11.3 (373)	33	2004-05
5.	2,000	32	2003-04	5.	.285 (163-572)	33	2015-16	5.	505	33	2004-05	5.	10.7 (289)	27	1989-90
6.	1,992	33	2015-16	6.	.287 (181-631)	31	2009-10	6.	497	32	2018-19	6.	10.65 (330)	31	2001-02
7.	1,941	31	2009-10	7.	.291 (151-519)	30	2011-12	7.	494	33	2015-16	7.	10.56 (338)	32	2014-15
8.	1,939	32	2006-07	8.	.293 (211-719)	33	2010-11	8.	476	31	2009-10	8.	10.48 (325)	31	2005-06
9.	1,915	34	2002-03	9.	.308 (203-660)	30	2012-13	9.	470	31	2001-02	9.	10.44 (334)	32	2006-07
10.	1,906	32	2014-15	10.	.3116 (43-138)	27	1990-91	10.	470	30	1999-00	10.	10.43 (365)	35	2007-08
--	1,874	32	2018-19	--	.3138 (166-529)	32	2018-19	11.	468	32	2006-07	--	9.69 (310)	32	2018-19
FIELD GOAL PERCENTAGE				FREE THROWS MADE				ASSIST AVERAGE							
Rnk	Pct. (M-A)	Games	Year	Rnk	No.	Games	Year	Rnk	Avg. (AS)	Games	Year				
1.	.465 (740-1,593)	27	1985-86	1.	539	31	2005-06	1.	16.6 (531)	32	2003-04				
2.	.452 (964-2,132)	36	2017-18	2.	523	34	2002-03	2.	16.47 (593)	36	2017-18				
3.	.447 (701-1,567)	27	1996-97	3.	516	35	2007-08	3.	16.36 (540)	33	2000-01				
4.	.443 (885-2,000)	32	2003-04	4.	515	31	2001-02	4.	16.2 (454)	28	1998-99				
5.	.4335 (730-1,684)	27	1986-87	5.	512	33	2004-05	5.	16.15 (436)	27	1992-93				
6.	.4327 (681-1,574)	25	1988-89	6.	510	36	2017-18	6.	16.11 (435)	27	1996-97				
8.	.4284 (784-1,830)	30	1999-00	7.	505	33	2010-11	7.	15.66 (470)	30	1999-00				
9.	.4279 (768-1,795)	27	1987-88	8.	505	32	2003-04	8.	15.53 (497)	32	2018-19				
10.	.4277 (852-1,992)	33	2015-16	9.	486	28	1998-99	9.	15.4 (476)	31	2009-10				
11.	.4229 (702-1,660)	27	1984-85	10.	480	31	2008-09	10.	15.3 (505)	33	2004-05				
12.	.4210 (789-1,874)	32	2018-19	--	431	32	2018-19	11.	15.2 (470)	31	2001-02				

*Led NCAA

INDIVIDUAL CAREER RECORD WATCH

POINTS

1.	1,975	Zahna Medley	2012-16
2.	1,892	Sandora Irvin	2001-05
3.	1,764	Helena Sverrisdottir	2007-11
4.	1,725	Adrianne Ross	2003-08
5.	1,683	Lynn Davis	1978-81
6.	1,563	Emily Carter	2007-11
7.	1,478	Jordan Moore	2015-19
8.	1,448	Janice Dziuk	1986-90
9.	1,430	Natalie Ventress	2012-15
10.	1,300	Jill Sutton	1997-01
11.	1,291	Ashley Davis	2003-07
12.	1,246	Amy Okonkwo	2016-19
13.	1,178	Tricia Payne	1998-03
14.	1,166	Amy Sutton	1997-01
15.	1,156	Ebony Shaw	2000-04
16.	1,151	Leah Garcia	1994-98
17.	1,102	Vernell Armstrong	1997-80
18.	1,033	Lorie Butler-Rayford	2004-08
19.	1,002	Veja Hamilton	2012-16

SCORING AVERAGE (MIN 50 GAMES)

1.	15.6 (1,975-127)	Zahna Medley	2012-16
2.	14.9 (1,892-127)	Sandora Irvin	2001-05
3.	13.7 (1,448-106)	Janice Dziuk	1986-90
4.	13.6 (1,764-130)	Helena Sverrisdottir	2007-11
5.	13.5 (718-53)	Jennifer Hickman	1995-97
6.	13.1 (836-64)	Kati Safaritova	2000-02
7.	12.77 (1,725-135)	Adrianne Ross	2003-08
8.	12.71 (1,246-98)	Amy Okonkwo	2016-19
	12.71 (788-62)	TK LaFleur	2008-10
10.	12.26 (760-62)	Liz Zeller	1989-92
11.	11.62 (1,430-123)	Natalie Ventress	2012-15
--	11.37 (1,478-130)	Jordan Moore	2015-19

FIELD GOALS MADE

1.	686	Sandora Irvin	2001-05
2.	633	Zahna Medley	2012-16
3.	627	Adrianne Ross	2003-08
4.	576	Jordan Moore	2015-19
5.	562	Helena Sverrisdottir	2007-11
6.	545	Janice Dziuk	1986-90
7.	480	Natalie Ventress	2012-15
8.	478	Leah Garcia	1994-98
9.	474	Emily Carter	2007-11
10.	452	Amy Okonkwo	2016-19
11.	442	Jill Sutton	1997-01
12.	438	Veja Hamilton	2012-16

FIELD GOALS ATTEMPTED

Rnk	No.	Player	Years
1.	1,620	Zahna Medley	2012-16
2.	1,526	Adrianne Ross	2003-08
3.	1,503	Sandora Irvin	2001-05
4.	1,293	Helena Sverrisdottir	2007-11
5.	1,291	Natalie Ventress	2012-15
6.	1,262	Leah Garcia	1994-98
7.	1,174	Emily Carter	2007-11
8.	1,137	Janice Dziuk	1986-90
9.	1,087	Jill Sutton	1997-01
10.	1,068	Ebony Shaw	2000-04
--	1,054	Jordan Moore	2015-19
--	935	Amy Okonkwo	2016-19

FIELD GOAL PERCENTAGE (MIN 100 MADE)

1.	.546 (576-1,054)	Jordan Moore	2015-19
2.	.528 (187-354)	Misty Meadows	1997-99
3.	.519 (201-387)	Donna Krueger	1992-94
4.	.517 (374-723)	Kathleen Olson	1985-89
5.	.509 (400-786)	Amy Bumsted	1990-94
6.	.502 (351-699)	Diana Dalhauser	1982-86
7.	.488 (256-525)	Liz Zeller	1989-92
8.	.483 (452-935)	Amy Okonkwo	2016-19
9.	.481 (322-669)	Kati Safaritova	2000-02
10.	.479 (545-1,137)	Janice Dziuk	1986-90

3-POINT FIELD GOALS MADE

Rnk	No.	Player	Years
1.	316	Zahna Medley	2012-16
2.	296	Jill Sutton	1997-01
3.	232	Ashley Davis	2003-07
4.	217	Emily Carter	2007-11
5.	197	Natalie Ventress	2012-15
6.	166	Helena Sverrisdottir	2007-11
7.	161	Amy (Sutton) Porter	1997-01
8.	151	AJ Alix	2014-17
9.	136	Tricia Payne	1998-03
10.	130	Adrianne Ross	2003-08
--	122	Kianna Ray	2016-19
--	100	Amy Okonkwo	2016-19

3-POINT FIELD GOALS ATTEMPTED

Rnk	No.	Player	Years
1.	879	Zahna Medley	2012-16
2.	744	Jill Sutton	1997-01
3.	637	Ashley Davis	2003-07
4.	578	Natalie Ventress	2012-15
	578	Emily Carter	2007-11
6.	474	Helena Sverrisdottir	2007-11
7.	443	Amy (Sutton) Porter	1997-01
8.	393	Adrianne Ross	2003-08
9.	384	AJ Alix	2014-17
10.	372	Tricia Payne	1998-03
--	345	Kianna Ray	2016-19

3-POINT FIELD GOAL PERCENTAGE (MIN 60 MADE)

1.	.4142 (70-169)	Emma Wilson	1997-98
2.	.4136 (67-162)	Kati Safaritova	2000-02
3.	.397 (296-744)	Jill Sutton	1997-01
4.	.393 (151-384)	AJ Alix	2014-17
5.	.382 (104-272)	Amber Ramirez	2016-18
6.	.378 (115-304)	TK LaFleur	2008-10
7.	.375 (217-578)	Emily Carter	2007-11
8.	.369 (100-271)	Amy Okonkwo	2016-19
9.	.367 (126-343)	Toree Thompson	2015-18
10.	.366 (136-372)	Tricia Payne	1998-03
11.	.364 (232-637)	Ashley Davis	2003-07
--	.354 (122-345)	Kianna Ray	2016-19

FREE THROWS MADE

Rnk	No.	Player	Years
1.	482	Sandora Irvin	2001-05
2.	469	Helena Sverrisdottir	2007-11
3.	398	Emily Carter	2007-11
4.	393	Zahna Medley	2012-16
5.	357	Janice Dziuk	1986-90
6.	341	Adrianne Ross	2003-08
7.	326	Jordan Moore	2015-19
8.	322	Tricia Payne	1998-03
9.	321	Tiffany Evans	2000-04
10.	273	Natalie Ventress	2012-15
11.	256	Jada Butts	2013-17

FREE THROWS ATTEMPTED

Rnk	No.	Player	Years
1.	705	Sandora Irvin	2001-05
2.	599	Helena Sverrisdottir	2007-11
3.	513	Jordan Moore	2015-19
4.	511	Janice Dziuk	1986-90
5.	476	Zahna Medley	2012-16
6.	467	Adrianne Ross	2003-07
7.	466	Emily Carter	2007-11
8.	439	Tiffany Evans	2000-04
9.	388	Tricia Payne	1998-03
10.	376	Liz Zeller	1989-92
11.	363	Jada Butts	2013-17

FREE THROW PERCENTAGE (MIN 90 MADE)

1.	.854 (398-466)	Emily Carter	2007-11
2.	.846 (242-286)	Amy Okonkwo	2016-19
3.	.830 (322-388)	Tricia Payne	1998-03
4.	.826 (393-476)	Zahna Medley	2012-16
5.	.820 (273-333)	Natalie Ventress	2012-15
6.	.815 (211-259)	Ashley Davis	2003-07
7.	.802 (219-273)	Amy (Sutton) Porter	1997-01
8.	.787 (100-127)	AJ Alix	2014-17
9.	.783 (469-599)	Helena Sverrisdottir	2007-11
10.	.765 (93-121)	Micah Garoutte	2007-11
	.765 (124-162)	Carol Glover	1984-88
12.	.757 (128-169)	Toree Thompson	2015-18

ASSISTS

1.	546	Helena Sverrisdottir	2007-11
2.	510	Zahna Medley	2012-16
3.	461	Natasha Lacy	2003-06
4.	445	Jill Sutton	1997-01
5.	387	Adrianne Ross	2003-08
6.	348	Moneka Knight	2004-08
7.	306	Kianna Ray	2016-19
8.	304	Amy (Sutton) Porter	1997-01
	304	Leah Garcia	1994-98
10.	300	Rachel Hesse	1989-93
11.	288	Andrea Boris	1989-93

ASSISTS AVERAGE (MIN 50 GAMES)

1.	5.0 (461-93)	Natasha Lacy	2003-06
2.	4.2 (546-130)	Helena Sverrisdottir	2007-11
3.	4.02 (510-127)	Zahna Medley	2012-16
4.	3.7 (445-119)	Jill Sutton	1997-01
5.	3.42 (185-54)	Teresia Hudson	1986-88
6.	3.33 (306-92)	Kianna Ray	2016-19
7.	3.19 (281-88)	AJ Alix	2014-17
8.	2.923 (304-104)	Leah Garcia	1994-98
9.	2.922 (187-64)	Ashanti Nix	2000-02
10.	2.87 (387-135)	Adrianne Ross	2003-08

REBOUNDS

1.	1,370	Sandora Irvin	2001-05
2.	865	Jordan Moore	2015-19
3.	826	Helena Sverrisdottir	2007-11
4.	817	Lorie Butler-Rayford	2004-08
5.	778	Janice Dziuk	1986-90
6.	742	Latricia Lovings	2010-14
7.	676	Tiffany Evans	2000-04
8.	637	Stacy (Price) Francis	1994-98
9.	594	Amy Bumsted	1990-94
10.	579	Natasha Lacy	2003-06
--	557	Amy Okonkwo	2016-19

BLOCKED SHOTS

1.	480	Sandora Irvin	2001-05
2.	321	Latricia Lovings	2010-14
3.	237	Jordan Moore	2015-19
4.	157	Tiffany Evans	2000-04
5.	87	Kianna Ray	2016-19
6.	71	Klara Bradshaw	2014-15
7.	66	Kati Safaritova	2000-02
8.	64	Helena Sverrisdottir	2007-11
9.	61	Janelle Hunter	1991-94
10.	60	Micah Garoutte	2007-11
--	59	Adeola Akomolafe	2015-19

STEALS

Rnk	No.	Player	Years
1.	339	Adrianne Ross	2003-08
2.	284	Rachel Hesse	1989-93
3.	237	Chelsea Prince	2012-15
4.	227	Helena Sverrisdottir	2007-11
	227	Natasha Lacy	2003-06
6.	224	Sandora Irvin	2001-05
7.	195	Andrea Boris	1989-93
8.	183	Lorie Butler-Rayford	2004-08
9.	177	Veja Hamilton	2012-16
	177	Teresia Hudson	1985-88
--	138	Kianna Ray	2016-19
--	95	Lauren Heard	2017-19

GAMES PLAYED

Rnk	No.	Player	Years
1.	135	Adrianne Ross	2003-08
2.	130	Jordan Moore	2015-19
	130	Helena Sverrisdottir	2007-11
	130	Moneka Knight	2004-08
	130	Ebony Shaw	2000-04
6.	128	Emily Carter	2007-11
7.	127	Zahna Medley	2012-16
	127	Rachel Rentschler	2007-11
	127	Sandora Irvin	2001-05
10.	126	Ashley Davis	2003-07
11.	125	Veja Hamilton	2012-16

GAMES STARTED

1.	127	Helena Sverrisdottir	2007-11
2.	125	Zahna Medley	2012-16
3.	118	Sandora Irvin	2001-05
4.	116	Jill Sutton	1997-01
5.	114	Natalie Ventress	2012-15
6.	110	Adrianne Ross	2003-08
7.	107	Jordan Moore	2015-19
8.	101	Stacy (Price) Francis	1994-98
9.	92	Veja Hamilton	2012-16
	92	Emily Carter	2007-11
10.	90	Lorie Butler-Rayford	2004-08

SUPERLATIVES

Margin of Victory/Defeat

	1	2	3	4	5	6	7-10	11-15	16-19	20+
Wins	-	1	-	-	2	-	3	8	2	6
Losses	-	1	2	1	-	1	-	2	1	2

Most 1st Quarter Points

TCU	25	at San Diego State (11/24/18)
Opponents	25	Iowa State (2/13/19)

Fewest 1st Quarter Points

TCU	9	Baylor (1/12/19)
Opponents	6	Duquesne (11/6/18)

Most 2nd Quarter Points

TCU	31	Mississippi Valley State (11/11/18)
Opponents	24 (2x)	last at Texas Tech (2/6/19)

Fewest 2nd Quarter Points

TCU	2	Baylor (1/12/19)
Opponents	3	Prairie View A&M (3/21/19)

Most First Half Points

TCU	51	Mississippi Valley State (11/11/18)
Opponents	44	at West Virginia (2/16/19)

Fewest First Half Points

TCU	11	Baylor (1/12/19)
Opponents	15	Southern (12/16/18)

Largest Halftime Lead

TCU	31	Mississippi Valley State (11/11/18)
Opponents	24	Baylor (1/12/19)

Most 3rd Quarter Points

TCU	31	at Kansas (2/27/19)
Opponents	27 (2x)	last Oklahoma (1/22/19)

Fewest 3rd Quarter Points

TCU	9	Kansas (1/27/19)
Opponents	2	Alcorn State (12/29/18)

Most 4th Quarter Points

TCU	31	Texas Tech (1/16/19)
Opponents	27	at Iowa State (1/9/19)

Fewest 4th Quarter Points

TCU	4	Texas (3/5/19)
Opponents	8 (3x)	last at Texas Tech (2/6/19)

Most Second Half Points

TCU	55	Alcorn State (12/29/18)
Opponents	54	at Iowa State (1/9/19)

Fewest Second Half Points

TCU	17	Texas (3/5/19)
Opponents	10	Alcorn State (12/29/18)

Largest Margin of Victory

TCU	57	Alcorn State (12/29/18)
Opponents	38	at Iowa State (1/9/19)

PLAYER MILESTONES

Points Leader*

Jordan Moore	16	29
Amy Okonkwo	7	27
Kianna Ray	7	7
Lauren Heard	2	4
Dakota Vann	0	2
Jayde Woods	0	1

Rebs. Leader*

Jordan Moore	21	63
Amy Okonkwo	9	29
Adeola Akomolafe	2	7
Kianna Ray	1	7
Lauren Heard	1	4
Jayde Woods	1	3
Yummy Morris	3	3
Anneli Maley	1	1

Assists Leader*

Kianna Ray	18	38
Lauren Heard	13	17
Jayde Woods	5	17
Adeola Akomolafe	4	4
Jordan Moore	2	3
Amy Okonkwo	1	3
Ryann Payne	2	2
Dakota Vann	0	1
Ella Hellessey	0	1
Anneli Maley	1	1

*includes all ties

10+ Points

Jordan Moore	27	72
Amy Okonkwo	23	69
Kianna Ray	17	30
Lauren Heard	9	15
Jayde Woods	5	9
Adeola Akomolafe	2	5
Dakota Vann	1	5
Yummy Morris	4	4
Ella Hellessey	1	2
Ryann Payne	1	1
Alexandria Crain	1	1

15+ Points

Jordan Moore	19	39
Amy Okonkwo	15	37
Kianna Ray	9	13
Lauren Heard	3	5
Adeola Akomolafe	1	2
Dakota Vann	0	1

20+ Points

Jordan Moore	12	18
Amy Okonkwo	3	13
Kianna Ray	4	4
Lauren Heard	2	2

30+ Points

Amy Okonkwo	0	1
-------------	---	---

3+ 3-pointers

Kianna Ray	13	15
Amy Okonkwo	8	11
Dakota Vann	0	5
Lauren Heard	4	4
Alexandria Crain	1	1
Jayde Woods	1	2

10+ Rebounds

Jordan Moore	11	25
Amy Okonkwo	5	13
Adeola Akomolafe	1	3
Kianna Ray	0	2

15+ Rebounds

Jordan Moore	2	3
Amy Okonkwo	1	1

5+ Assists

Kianna Ray	12	26
Lauren Heard	8	10
Jayde Woods	3	10
Adeola Akomolafe	4	5
Ryann Payne	2	2
Amy Okonkwo	0	1
Jordan Moore	1	1
Anneli Maley	1	1

10+ Assists

Season	Career	
Kianna Ray	1	1

TCU RECORD WHEN...

	18-19 RECORD	PEBBLY ERA
Overall	22-10	93-70
Big 12	10-8	40-50
Home	16-3	69-23
Away	6-5	20-40
Neutral	0-2	4-7
vs Top 25	1-6	6-36
vs Top 10	0-2	1-18
Leading after 1st quarter	16-2	53-21*
Trailing after 1st quarter	4-8	19-32*
Tied after 1st quarter	2-0	3-3*
*does not include 2014-15 when only halves were played		
Leading at halftime	18-1	78-13
Trailing at halftime	4-7	14-52
Tied at halftime	0-2	1-5
Leading after 3rd quarter	19-0	67-8*
Trailing after 3rd quarter	3-9	8-47*
Tied after 3rd quarter	0-1	0-1*
*does not include 2014-15 when only halves were played		
Shoot higher FG pct. than opp.	18-1	77-9
Shoot lower/equal FG pct. than opp.	4-9	16-61
Shoot 40 pct. or better	18-4	78-24
Shoot under 40 pct.	5-6	15-46
Opp. shoots 40 pct. or better	4-9	32-64
Opp. shoots under 40 pct.	18-1	61-6
Make 7 or more 3-pointers	10-4	62-32
Make 6 or fewer 3-pointers	12-6	32-37
Shoot higher 3FG pct. than opp.	12-4	66-18
Shoot lower/equal 3FG pct. than opp.	10-6	27-52
Shoot 30 pct. or better	13-6	72-33
Shoot under 30 pct.	9-4	21-37
Opp. shoots 30 pct. or better	11-6	47-51
Opp. shoots under 30 pct.	11-4	46-19
Attempt more FTs than opp.	16-5	63-18
Attempt fewer/equal FTs than opp.	6-4	30-51
Score fewer than 60 points	2-4	4-21
Score 60-69 points	7-3	16-23
Score 70-79 points	9-3	37-23
Score 80-plus points	4-0	36-3
Opp. score fewer than 60 points	14-0	41-2
Opp. score 60-69 points	6-3	34-10
Opp. score 70-79 points	2-5	14-27
Opp. score 80-plus points	0-2	4-31
Games decided by 6 points or less	3-5	20-16
Overtime games	0-0	1-1
More rebounds than opp.	15-2	59-7
Fewer/equal rebounds than opp.	7-8	34-63
Fewer turnovers than opp.	16-3	55-31
More/equal turnovers than opp.	6-7	38-39
More points in paint than opp.	17-3	63-14
Fewer/equal points in paint than opp.	5-7	30-56
More 2nd chance points than opp.	15-4	56-17
Fewer/equal 2nd chance points than opp.	7-6	37-53
More bench points than opp.	14-5	67-37
Fewer/equal bench points than opp.	8-5	27-32
November	5-1	30-7
December	5-0	20-9
January	5-4	21-22
February	4-3	187-23
March	3-2	11-10

POINTS-REBOUNDS-ASSISTS

Opponent	Date	Score		00	01	05	11	15	20	21
				OKONKWO,AM	PAYNE,RYAN	MORRIS,YUM	MALEY,ANNE	WOODS,JAYD	HEARD,LAUR	CRAIN,ALEX
DUQUESNE	11/6/18	61-48	w	16-11-1	3-1-0	2-1-0	3-4-1	2-2-3	9-4-3	0-1-0
MISSISSIPPI VALLEY STAT	11/11/18	96-47	w	13-4-0	5-2-5	10-6-0	5-8-1	4-0-5	7-2-2	4-2-0
SMU	11/18/18	65-63	w	9-6-1	0-0-0	0-1-0	3-2-0	8-6-4	9-1-5	DNP
vs BYU	11-23-18	58-61	L	11-8-1	0-1-0	0-1-1	4-4-2	4-5-1	12-2-2	0-0-0
at San Diego State	11-24-18	81-64	w	12-4-0	2-1-0	6-0-0	6-6-5	5-4-0	6-2-2	0-0-0
at Mississippi	11/29/18	55-50	w	19-11-2	0-0-0	0-0-0	2-6-1	4-3-2	2-2-3	DNP
ARMY	12/2/18	63-38	w	2-4-0	0-2-1	3-5-0	2-3-1	8-4-3	9-3-4	4-3-0
MONTANA STATE	12/8/18	71-49	w	6-1-1	12-2-1	3-1-0	2-5-1	5-5-3	10-7-3	3-1-0
SOUTHERN	12/16/18	69-40	w	3-3-3	1-1-2	12-9-1	2-3-0	0-1-3	0-7-3	5-2-0
SHSU	12/20/18	72-59	w	5-1-0	1-0-0	4-2-0	0-1-0	4-3-3	6-8-2	0-0-1
ALCORN STATE	12/29/18	88-31	w	17-5-1	6-1-5	13-6-0	DNP	2-3-3	7-6-1	5-1-1
WEST VIRGINIA	01/02/19	62-48	w	17-4-0	2-2-0	2-1-0	DNP	9-3-3	7-5-3	3-0-0
at Oklahoma St.	01/06/19	71-75	L	8-7-1	5-1-1	0-0-0	DNP	7-0-2	11-4-3	DNP
at Iowa State	01/09/19	54-92	L	8-3-0	4-2-1	2-2-0	DNP	4-1-1	8-2-2	0-1-0
BAYLOR	01/12/19	55-79	L	20-7-1	0-0-0	2-1-1	DNP	0-1-2	9-6-4	0-0-0
TEXAS TECH	01/16/19	78-70	w	16-5-4	2-0-0	DNP	DNP	0-1-2	6-6-5	11-1-4
at Texas	01/19/19	67-73	L	18-6-1	1-4-0	5-3-0	DNP	12-2-1	5-1-3	0-1-0
OKLAHOMA	01/22/19	86-71	w	16-6-1	0-0-0	0-0-0	DNP	10-1-3	18-3-6	0-0-0
KANSAS	01/27/19	58-53	w	11-3-0	0-1-2	DNP	DNP	3-1-0	5-4-2	DNP
at Kansas State	1/30/19	61-47	w	16-4-1	0-0-0	0-1-0	DNP	1-2-3	20-5-5	0-0-0
OKLAHOMA ST.	02/03/19	69-55	w	14-5-0	DNP	DNP	DNP	10-2-3	6-14-5	0-0-0
at Texas Tech	02/06/19	70-63	w	14-4-0	3-2-1	DNP	DNP	7-4-1	9-6-5	DNP
at Baylor	02/09/19	71-89	L	28-5-1	5-1-0	4-5-0	DNP	10-3-0	9-3-3	0-0-0
IOWA STATE	02/13/19	76-69	w	17-13-1	0-1-0	0-0-0	DNP	8-3-3	27-6-1	DNP
at West Virginia	02/16/19	65-79	L	15-8-0	6-2-0	DNP	DNP	7-2-1	12-3-6	DNP
KANSAS STATE	02/23/19	72-75	L	15-5-0	0-0-0	DNP	DNP	9-3-5	6-4-3	DNP
at Kansas	02/27/19	76-66	w	4-9-0	1-1-0	0-0-0	DNP	7-3-2	7-0-2	0-0-0
at Oklahoma	03/02/19	76-63	w	12-12-2	0-0-0	DNP	DNP	0-1-1	12-8-4	0-0-0
TEXAS	03/05/19	48-62	L	14-6-0	DNP	DNP	DNP	7-2-3	9-3-2	DNP
vs Texas	03/09/19	64-66	L	21-16-0	0-0-1	DNP	DNP	13-2-6	5-2-3	DNP
PRAIRIE VIEW A&M	03/21/19	72-41	w	5-3-1	5-3-2	10-6-0	DNP	1-2-4	2-4-4	2-3-0
UTA	03/23/19	71-54	w	19-8-0	2-0-0	0-1-0	DNP	5-4-2	12-7-6	0-1-0

Opponent	Date	Score		22	24	25	31	33
				MOORE,JORD	VANN,DAKOT	RAY,KIANNA	HELLESSEY,	AKOMOLAFE,
DUQUESNE	11/6/18	61-48	w	22-6-1	0-2-1	2-2-10	0-1-0	2-2-1
MISSISSIPPI VALLEY STAT	11/11/18	96-47	w	18-3-2	3-3-4	11-0-5	11-6-1	5-3-3
SMU	11/18/18	65-63	w	11-5-0	2-1-0	20-5-6	0-0-0	3-1-0
vs BYU	11-23-18	58-61	L	10-7-2	0-1-0	15-4-5	2-0-0	0-2-0
at San Diego State	11-24-18	81-64	w	17-8-0	2-1-1	23-7-5	0-0-0	2-4-5
at Mississippi	11/29/18	55-50	w	15-15-0	6-1-0	5-4-6	DNP	2-0-1
ARMY	12/2/18	63-38	w	22-8-0	2-1-0	9-3-9	2-4-1	0-3-2
MONTANA STATE	12/8/18	71-49	w	17-7-1	4-1-1	3-2-6	0-0-0	6-5-5
SOUTHERN	12/16/18	69-40	w	23-3-0	6-2-1	5-4-3	0-0-0	12-8-0
SHSU	12/20/18	72-59	w	19-10-0	8-1-3	21-1-5	0-1-0	4-1-1
ALCORN STATE	12/29/18	88-31	w	5-6-2	8-1-3	8-2-2	2-6-1	15-11-4
WEST VIRGINIA	01/02/19	62-48	w	11-4-0	0-2-2	6-3-4	DNP	5-7-5
at Oklahoma St.	01/06/19	71-75	L	26-9-0	4-1-0	5-3-1	0-0-0	5-2-2
at Iowa State	01/09/19	54-92	L	8-3-2	5-1-0	10-5-1	3-1-0	2-1-0
BAYLOR	01/12/19	55-79	L	11-10-1	0-0-0	13-2-1	DNP	0-1-1
TEXAS TECH	01/16/19	78-70	w	10-8-2	2-2-1	24-5-4	0-1-2	7-5-1
at Texas	01/19/19	67-73	L	20-7-3	0-0-0	6-5-4	DNP	0-0-0
OKLAHOMA	01/22/19	86-71	w	25-14-2	3-0-1	8-4-2	DNP	6-5-6
KANSAS	01/27/19	58-53	w	22-10-2	7-3-1	10-2-4	DNP	0-4-1
at Kansas State	1/30/19	61-47	w	6-7-1	0-0-1	16-2-2	DNP	2-3-1
OKLAHOMA ST.	02/03/19	69-55	w	20-16-1	0-2-1	17-1-2	DNP	2-2-2
at Texas Tech	02/06/19	70-63	w	20-13-0	6-4-0	10-0-2	DNP	1-4-0
at Baylor	02/09/19	71-89	L	6-1-0	4-1-1	5-3-3	0-0-0	0-1-0
IOWA STATE	02/13/19	76-69	w	10-12-1	6-0-0	3-2-2	DNP	5-4-2
at West Virginia	02/16/19	65-79	L	17-8-0	2-3-0	4-2-4	DNP	2-2-0
KANSAS STATE	02/23/19	72-75	L	27-11-1	0-0-0	12-0-6	DNP	3-4-2
at Kansas	02/27/19	76-66	w	28-9-1	7-0-0	18-3-4	0-1-0	4-5-3
at Oklahoma	03/02/19	76-63	w	23-12-5	13-4-0	10-3-5	DNP	6-4-0
TEXAS	03/05/19	48-62	L	15-8-2	2-2-0	1-6-5	DNP	0-1-0
vs Texas	03/09/19	64-66	L	2-6-2	3-2-2	12-1-2	DNP	8-5-0
PRAIRIE VIEW A&M	03/21/19	72-41	w	14-6-0	2-1-2	19-2-4	8-4-0	4-3-2
UTA	03/23/19	71-54	w	18-14-1	5-2-1	4-6-4	2-1-0	4-2-0

GAME-BY-GAME LEADERS

Opponent	Date	Score	Points	Rebounds	Assists	Steals	Blocked shots
DUQUESNE	11/6/18	61-48	22-Moore, Jordan	11-Okonkwo, Amy	10-Ray, Kianna	3-Heard, Lauren	2-Ray, Kianna
MISSISSIPPI VALLEY STAT	11/11/18	96-47	18-Moore, Jordan	8-Maley, Anneli	5-Woods, Jayde Ray, Kianna Payne, Ryann	4-Ray, Kianna	3-Morris, Yummy
SMU	11/18/18	65-63	20-Ray, Kianna	6-Woods, Jayde Okonkwo, Amy	6-Ray, Kianna	3-Ray, Kianna	4-Moore, Jordan
vs BYU	11-23-18	58-61	15-Ray, Kianna	8-Okonkwo, Amy	5-Ray, Kianna	3-Ray, Kianna	2-Ray, Kianna
at San Diego State	11-24-18	81-64	23-Ray, Kianna	8-Moore, Jordan	5-Maley, Anneli Ray, Kianna Akomolafe, Adeola	3-Ray, Kianna	2-Morris, Yummy
at Mississippi	11/29/18	55-50	19-Okonkwo, Amy	15-Moore, Jordan	6-Ray, Kianna	2-Moore, Jordan Heard, Lauren Ray, Kianna	3-Moore, Jordan
ARMY	12/2/18	63-38	22-Moore, Jordan	8-Moore, Jordan	9-Ray, Kianna	5-Okonkwo, Amy	2-Hellessey, Ella Morris, Yummy
MONTANA STATE	12/8/18	71-49	17-Moore, Jordan	7-Heard, Lauren Moore, Jordan	6-Ray, Kianna	2-Heard, Lauren Maley, Anneli	3-Moore, Jordan
SOUTHERN	12/16/18	69-40	23-Moore, Jordan	9-Morris, Yummy	3-Ray, Kianna Okonkwo, Amy Woods, Jayde Heard, Lauren	3-Vann, Dakota	3-Moore, Jordan
SHSU	12/20/18	72-59	21-Ray, Kianna	10-Moore, Jordan	5-Ray, Kianna	5-Heard, Lauren	3-Moore, Jordan
ALCORN STATE	12/29/18	88-31	17-Okonkwo, Amy	11-Akomolafe, Adeola	5-Payne, Ryann	4-Akomolafe, Adeola Payne, Ryann	3-Morris, Yummy
WEST VIRGINIA	01/02/19	62-48	17-Okonkwo, Amy	7-Akomolafe, Adeola	5-Akomolafe, Adeola	1-Akomolafe, Adeola Ray, Kianna Okonkwo, Amy	3-Moore, Jordan
at Oklahoma St.	01/06/19	71-75	26-Moore, Jordan	9-Moore, Jordan	3-Heard, Lauren	3-Heard, Lauren	3-Moore, Jordan
at Iowa State	01/09/19	54-92	10-Ray, Kianna	5-Ray, Kianna	2-Moore, Jordan Heard, Lauren	2-Vann, Dakota Akomolafe, Adeola	2-Moore, Jordan
BAYLOR	01/12/19	55-79	20-Okonkwo, Amy	10-Moore, Jordan	4-Heard, Lauren	3-Moore, Jordan	1-Morris, Yummy Ray, Kianna Okonkwo, Amy
TEXAS TECH	01/16/19	78-70	24-Ray, Kianna	8-Moore, Jordan	5-Heard, Lauren	5-Ray, Kianna	5-Moore, Jordan
at Texas	01/19/19	67-73	20-Moore, Jordan	7-Moore, Jordan	4-Ray, Kianna	2-Okonkwo, Amy	2-Moore, Jordan
OKLAHOMA	01/22/19	86-71	25-Moore, Jordan	14-Moore, Jordan	6-Akomolafe, Adeola Heard, Lauren	3-Okonkwo, Amy	4-Moore, Jordan
KANSAS	01/27/19	58-53	22-Moore, Jordan	10-Moore, Jordan	4-Ray, Kianna	4-Woods, Jayde	6-Moore, Jordan
at Kansas State	1/30/19	61-47	20-Heard, Lauren	7-Moore, Jordan	5-Heard, Lauren	6-Heard, Lauren	2-Moore, Jordan
OKLAHOMA ST.	02/03/19	69-55	20-Moore, Jordan	16-Moore, Jordan	5-Heard, Lauren	3-Heard, Lauren	1-Moore, Jordan
at Texas Tech	02/06/19	70-63	20-Moore, Jordan	13-Moore, Jordan	5-Heard, Lauren	2-Ray, Kianna Moore, Jordan	2-Ray, Kianna
at Baylor	02/09/19	71-89	28-Okonkwo, Amy	5-Okonkwo, Amy Morris, Yummy	3-Heard, Lauren Ray, Kianna	4-Okonkwo, Amy	None
IOWA STATE	02/13/19	76-69	27-Heard, Lauren	13-Okonkwo, Amy	3-Woods, Jayde	3-Heard, Lauren	5-Moore, Jordan
at West Virginia	02/16/19	65-79	17-Moore, Jordan	8-Okonkwo, Amy Moore, Jordan	6-Heard, Lauren	8-Heard, Lauren	2-Moore, Jordan
KANSAS STATE	02/23/19	72-75	27-Moore, Jordan	11-Moore, Jordan	6-Ray, Kianna	3-Moore, Jordan Akomolafe, Adeola	5-Moore, Jordan
at Kansas	02/27/19	76-66	28-Moore, Jordan	9-Moore, Jordan Okonkwo, Amy	4-Ray, Kianna	3-Akomolafe, Adeola	3-Ray, Kianna Moore, Jordan
at Oklahoma	03/02/19	76-63	23-Moore, Jordan	12-Okonkwo, Amy Moore, Jordan	5-Ray, Kianna Moore, Jordan	4-Heard, Lauren	2-Moore, Jordan
TEXAS	03/05/19	48-62	15-Moore, Jordan	8-Moore, Jordan	5-Ray, Kianna	2-Ray, Kianna Heard, Lauren Moore, Jordan	3-Moore, Jordan
vs Texas	03/09/19	64-66	21-Okonkwo, Amy	16-Okonkwo, Amy	6-Woods, Jayde	2-Moore, Jordan	1-Moore, Jordan Vann, Dakota Akomolafe, Adeola
PRAIRIE VIEW A&M	03/21/19	72-41	19-Ray, Kianna	6-Moore, Jordan Morris, Yummy	4-Woods, Jayde Heard, Lauren Ray, Kianna	3-Okonkwo, Amy	3-Morris, Yummy
UTA	03/23/19	71-54	19-Okonkwo, Amy	14-Moore, Jordan	6-Heard, Lauren	2-Ray, Kianna	2-Ray, Kianna

TCU TEAM HIGHS

POINTS	96	MISSISSIPPI VALLEY STATE (11/11/18)
	88	ALCORN STATE (12/29/18)
	86	OKLAHOMA (01/22/19)
	81	at San Diego State (11-24-18)
	78	TEXAS TECH (01/16/19)
FIELD GOALS MADE	36	MISSISSIPPI VALLEY STATE (11/11/18)
	33	ALCORN STATE (12/29/18)
FIELD GOAL ATTEMPTS	75	ALCORN STATE (12/29/18)
	68	vs Texas (03/09/19)
	68	TEXAS TECH (01/16/19)
FIELD GOAL PERCENTAGE	.571 (36-63)	MISSISSIPPI VALLEY STATE (11/11/18)
	.542 (26-48)	SHSU (12/20/18)
3 PT FIELD GOALS MADE	10	KANSAS STATE (02/23/19)
	9	vs Texas (03/09/19)
	9	at Kansas State (1/30/19)
	9	vs BYU (11-23-18)
3 PT FG ATTEMPTS	30	SMU (11/18/18)
	28	ALCORN STATE (12/29/18)
3 PT FG PERCENTAGE	.444 (8-18)	IOWA STATE (02/13/19)
	.444 (8-18)	MISSISSIPPI VALLEY STATE (11/11/18)
FREE THROWS MADE	24	UTA (03/23/19)
	22	KANSAS STATE (02/23/19)
	22	IOWA STATE (02/13/19)
FREE THROW ATTEMPTS	34	at Baylor (02/09/19)
	31	UTA (03/23/19)
	31	SMU (11/18/18)
FREE THROW PERCENTAGE	.842 (16-19)	MISSISSIPPI VALLEY STATE (11/11/18)
	.833 (20-24)	OKLAHOMA (01/22/19)
REBOUNDS	49	at Oklahoma (03/02/19)
	48	ALCORN STATE (12/29/18)
ASSISTS	28	MISSISSIPPI VALLEY STATE (11/11/18)
	25	TEXAS TECH (01/16/19)
STEALS	18	SHSU (12/20/18)
	16	at West Virginia (02/16/19)
	16	ALCORN STATE (12/29/18)
	16	MISSISSIPPI VALLEY STATE (11/11/18)
BLOCKED SHOTS	11	SMU (11/18/18)
	10	MONTANA STATE (12/8/18)
TURNOVERS	26	KANSAS (01/27/19)
	22	SHSU (12/20/18)
FOULS	25	at Oklahoma St. (01/06/19)
	24	at Baylor (02/09/19)
	24	at San Diego State (11-24-18)

TCU TEAM LOWS

POINTS	48	TEXAS (03/05/19)
	54	at Iowa State (01/09/19)
	55	at Mississippi (11/29/18)
	55	BAYLOR (01/12/19)
	58	vs BYU (11-23-18)
	58	KANSAS (01/27/19)
FIELD GOALS MADE	18	at Iowa State (01/09/19)
	18	BAYLOR (01/12/19)
FIELD GOAL ATTEMPTS	45	KANSAS (01/27/19)
	48	SHSU (12/20/18)
	48	at Kansas State (1/30/19)
FIELD GOAL PERCENTAGE	.311 (19-61)	TEXAS (03/05/19)
	.316 (18-57)	at Iowa State (01/09/19)
3 PT FIELD GOALS MADE	1	UTA (03/23/19)
	3	SOUTHERN (12/16/18)
	3	KANSAS (01/27/19)
	3	TEXAS (03/05/19)
3 PT FG ATTEMPTS	13	at Kansas (02/27/19)
	13	UTA (03/23/19)
3 PT FG PERCENTAGE	.077 (1-13)	UTA (03/23/19)
	.158 (3-19)	TEXAS (03/05/19)
FREE THROWS MADE	5	DUQUESNE (11/6/18)
	5	MONTANA STATE (12/8/18)
FREE THROW ATTEMPTS	9	ARMY (12/2/18)
	10	WEST VIRGINIA (01/02/19)
FREE THROW PERCENTAGE	.313 (5-16)	DUQUESNE (11/6/18)
	.357 (5-14)	MONTANA STATE (12/8/18)
REBOUNDS	24	at Iowa State (01/09/19)
	27	at Baylor (02/09/19)
ASSISTS	7	at Iowa State (01/09/19)
	8	at Baylor (02/09/19)
STEALS	3	WEST VIRGINIA (01/02/19)
	6	at Iowa State (01/09/19)
	6	OKLAHOMA ST. (02/03/19)
	6	UTA (03/23/19)
BLOCKED SHOTS	0	at Baylor (02/09/19)
	1	OKLAHOMA ST. (02/03/19)
TURNOVERS	8	at San Diego State (11-24-18)
	8	ALCORN STATE (12/29/18)
	8	at Texas Tech (02/06/19)
FOULS	9	PRAIRIE VIEW A&M (03/21/19)
	10	SHSU (12/20/18)

OPPONENT TEAM HIGHS

POINTS	92	at Iowa State (01/09/19)
	89	at Baylor (02/09/19)
	79	at West Virginia (02/16/19)
	79	BAYLOR (01/12/19)
	75	KANSAS STATE (02/23/19)
	75	at Oklahoma St. (01/06/19)
FIELD GOALS MADE	35	at Baylor (02/09/19)
	34	BAYLOR (01/12/19)
FIELD GOAL ATTEMPTS	72	IOWA STATE (02/13/19)
	69	vs BYU (11-23-18)
FIELD GOAL PERCENTAGE	.648 (35-54)	at Baylor (02/09/19)
	.515 (34-66)	BAYLOR (01/12/19)
3 PT FIELD GOALS MADE	12	at West Virginia (02/16/19)
	9	at Oklahoma (03/02/19)
	9	IOWA STATE (02/13/19)
	9	at Iowa State (01/09/19)
	9	SOUTHERN (12/16/18)
3 PT FG ATTEMPTS	32	IOWA STATE (02/13/19)
	28	UTA (03/23/19)
3 PT FG PERCENTAGE	.571 (12-21)	at West Virginia (02/16/19)
	.556 (5-9)	at Mississippi (11/29/18)
FREE THROWS MADE	22	at San Diego State (11-24-18)
	21	at Oklahoma St. (01/06/19)
FREE THROW ATTEMPTS	32	at San Diego State (11-24-18)
	27	at Texas (01/19/19)
	27	at Oklahoma St. (01/06/19)
FREE THROW PERCENTAGE	.905 (19-21)	at Iowa State (01/09/19)
	.813 (13-16)	at Kansas (02/27/19)
REBOUNDS	57	at Iowa State (01/09/19)
	47	TEXAS (03/05/19)
	47	vs BYU (11-23-18)
ASSISTS	30	at Baylor (02/09/19)
	21	TEXAS TECH (01/16/19)
	21	BAYLOR (01/12/19)
STEALS	13	KANSAS (01/27/19)
	12	KANSAS STATE (02/23/19)
	12	SHSU (12/20/18)
	12	at Mississippi (11/29/18)
BLOCKED SHOTS	8	PRAIRIE VIEW A&M (03/21/19)
	8	BAYLOR (01/12/19)
TURNOVERS	30	ALCORN STATE (12/29/18)
	27	SHSU (12/20/18)
	27	MISSISSIPPI VALLEY STATE (11/11/18)
FOULS	25	at Kansas (02/27/19)
	25	SMU (11/18/18)

OPPONENT TEAM LOWS

POINTS	31	ALCORN STATE (12/29/18)
	38	ARMY (12/2/18)
	40	SOUTHERN (12/16/18)
	41	PRAIRIE VIEW A&M (03/21/19)
	47	MISSISSIPPI VALLEY STATE (11/11/18)
	47	at Kansas State (1/30/19)
FIELD GOALS MADE	11	ALCORN STATE (12/29/18)
	14	SOUTHERN (12/16/18)
FIELD GOAL ATTEMPTS	44	ALCORN STATE (12/29/18)
	45	at Kansas State (1/30/19)
FIELD GOAL PERCENTAGE	.250 (11-44)	ALCORN STATE (12/29/18)
	.268 (15-56)	ARMY (12/2/18)
3 PT FIELD GOALS MADE	1	ALCORN STATE (12/29/18)
	1	at Baylor (02/09/19)
3 PT FG ATTEMPTS	4	at Baylor (02/09/19)
	5	ALCORN STATE (12/29/18)
3 PT FG PERCENTAGE	.100 (2-20)	MONTANA STATE (12/8/18)
	.167 (3-18)	at Kansas State (1/30/19)
	.167 (4-24)	at Texas Tech (02/06/19)
FREE THROWS MADE	3	ARMY (12/2/18)
	3	SOUTHERN (12/16/18)
FREE THROW ATTEMPTS	4	SOUTHERN (12/16/18)
	7	vs BYU (11-23-18)
FREE THROW PERCENTAGE	.273 (3-11)	ARMY (12/2/18)
	.480 (12-25)	MISSISSIPPI VALLEY STATE (11/11/18)
REBOUNDS	23	MISSISSIPPI VALLEY STATE (11/11/18)
	26	SOUTHERN (12/16/18)
ASSISTS	7	MONTANA STATE (12/8/18)
	7	at Kansas (02/27/19)
	7	at Oklahoma (03/02/19)
STEALS	3	at Texas Tech (02/06/19)
	4	MISSISSIPPI VALLEY STATE (11/11/18)
	4	at San Diego State (11-24-18)
	4	ALCORN STATE (12/29/18)
	4	OKLAHOMA ST. (02/03/19)
	4	vs Texas (03/09/19)
BLOCKED SHOTS	0	ALCORN STATE (12/29/18)
	0	at Kansas State (1/30/19)
	0	at Texas Tech (02/06/19)
TURNOVERS	10	BAYLOR (01/12/19)
	11	vs Texas (03/09/19)
	11	UTA (03/23/19)
FOULS	12	TEXAS (03/05/19)
	15	DUQUESNE (11/6/18)
	15	vs Texas (03/09/19)

TCU INDIVIDUAL HIGHS

Points	28	Moore, Jordan at Kansas (02/27/19)
	28	Okonkwo, Amy at Baylor (02/09/19)
	27	Moore, Jordan vs Kansas State (02/23/19)
	27	Heard, Lauren vs Iowa State (02/13/19)
	26	Moore, Jordan at Oklahoma St. (01/06/19)
Field Goals Made	11	Moore, Jordan at Kansas (02/27/19)
	11	Moore, Jordan at Oklahoma St. (01/06/19)
	11	Moore, Jordan vs Duquesne (11/6/18)
Field Goal Att.	20	Heard, Lauren vs Iowa State (02/13/19)
	19	Ray, Kianna vs Texas Tech (01/16/19)
FG Pct (min 5 made)	1.000 (8-8)	Moore, Jordan at West Virginia (02/16/19)
	1.000 (8-8)	Moore, Jordan vs Montana State (12/8/18)
3-Point FG Made	6	Ray, Kianna vs SMU (11/18/18)
	5	Ray, Kianna vs Prairie View A&M (03/21/19)
	5	Okonkwo, Amy vs Kansas State (02/23/19)
	5	Heard, Lauren vs Iowa State (02/13/19)
	5	Ray, Kianna vs BYU (11-23-18)
3-Point FG Att.	12	Ray, Kianna vs Oklahoma St. (02/03/19)
	11	Okonkwo, Amy vs Kansas State (02/23/19)
	11	Ray, Kianna vs SMU (11/18/18)
3-Pt FG Pct (min 2 made)	1.000 (4-4)	Ray, Kianna at Kansas State (1/30/19)
	1.000 (3-3)	Crain, Alexandria vs Texas Tech (01/16/19)
	1.000 (2-2)	Woods, Jayde vs ARMY (12/2/18)
Free Throws Made	11	Moore, Jordan vs Kansas State (02/23/19)
	8	Moore, Jordan vs UTA (03/23/19)
	8	Moore, Jordan vs Iowa State (02/13/19)
	8	Heard, Lauren vs Iowa State (02/13/19)
	8	Moore, Jordan vs Kansas (01/27/19)
Free Throw Att.	12	Moore, Jordan vs UTA (03/23/19)
	12	Moore, Jordan vs Kansas State (02/23/19)
FT Pct (min 3 made)	1.000 (6-6)	Okonkwo, Amy at Baylor (02/09/19)
	1.000 (4-4)	Okonkwo, Amy vs UTA (03/23/19)
	1.000 (4-4)	Morris, Yummy at Baylor (02/09/19)
	1.000 (4-4)	Okonkwo, Amy at Kansas State (1/30/19)
	1.000 (4-4)	Okonkwo, Amy vs Kansas (01/27/19)
	1.000 (4-4)	Woods, Jayde vs Oklahoma (01/22/19)
	1.000 (4-4)	Okonkwo, Amy at Texas (01/19/19)
	1.000 (4-4)	Morris, Yummy vs Mississippi Valley State (11/11/18)
	1.000 (3-3)	Vann, Dakota vs UTA (03/23/19)
	1.000 (3-3)	Vann, Dakota at Oklahoma (03/02/19)
	1.000 (3-3)	Moore, Jordan at San Diego State (11-24-18)
	1.000 (3-3)	Okonkwo, Amy vs Mississippi Valley State (11/11/18)
Rebounds	16	Okonkwo, Amy vs Texas (03/09/19)
	16	Moore, Jordan vs Oklahoma St. (02/03/19)
Assists	10	Ray, Kianna vs Duquesne (11/6/18)
	9	Ray, Kianna vs ARMY (12/2/18)
Steals	8	Heard, Lauren at West Virginia (02/16/19)
	6	Heard, Lauren at Kansas State (1/30/19)
Blocked Shots	6	Moore, Jordan vs Kansas (01/27/19)
	5	Moore, Jordan vs Kansas State (02/23/19)
	5	Moore, Jordan vs Iowa State (02/13/19)
	5	Moore, Jordan vs Texas Tech (01/16/19)
Turnovers	7	Woods, Jayde vs Kansas State (02/23/19)
	7	Woods, Jayde vs SMU (11/18/18)
	7	Payne, Ryann vs Mississippi Valley State (11/11/18)
Fouls	5	Heard, Lauren vs Kansas State (02/23/19)
	5	Vann, Dakota at West Virginia (02/16/19)
	5	Woods, Jayde vs Iowa State (02/13/19)
	5	Ray, Kianna at Kansas State (1/30/19)
	5	Woods, Jayde at Oklahoma St. (01/06/19)

STARTERS

Opponent	Record	G	G	G	G/F	F/C
DUQUESNE	1-0	Heard	Woods	Ray	Okonkwo	Moore
MISS VALLEY STATE	2-0	Heard	Woods	Ray	Okonkwo	Moore
SMU	3-0	Heard	Woods	Ray	Okonkwo	Moore
vs. BYU	3-1	Heard	Woods	Ray	Okonkwo	Moore
at San Diego State	1-0	Heard	Woods	Ray	Maley	Moore
at Ole Miss	2-0	Heard	Woods	Ray	Maley	Moore
ARMY	1-0	Ray	Woods	Maley	Akomolafe	Moore
MONTANA STATE	1-0	Heard	Woods	Ray	Akomolafe	Moore
SOUTHERN	2-0	Heard	Woods	Ray	Akomolafe	Moore
SAM HOUSTON STATE	3-0	Heard	Woods	Ray	Akomolafe	Moore
ALCORN STATE	4-0	Heard	Woods	Ray	Akomolafe	Moore
WEST VIRGINIA	5-0	Heard	Woods	Ray	Akomolafe	Moore
at Oklahoma State	5-1	Heard	Woods	Ray	Akomolafe	Moore
at Iowa State	5-2	Heard	Woods	Ray	Akomolafe	Moore
BAYLOR	0-1	Heard	Ray	Okonkwo	Akomolafe	Moore
TEXAS TECH	1-1	Heard	Ray	Okonkwo	Akomolafe	Moore
at Texas	1-2	Heard	Ray	Okonkwo	Akomolafe	Moore
OKLAHOMA	2-2	Heard	Ray	Okonkwo	Akomolafe	Moore
KANSAS	3-2	Heard	Ray	Okonkwo	Akomolafe	Moore
at Kansas State	4-2	Heard	Ray	Okonkwo	Akomolafe	Moore
OKLAHOMA STATE	5-2	Heard	Ray	Okonkwo	Akomolafe	Moore
at Texas Tech	6-2	Heard	Ray	Okonkwo	Akomolafe	Moore
at Baylor	6-3	Heard	Ray	Okonkwo	Akomolafe	Moore
IOWA STATE	4-1	Heard	Woods	Ray	Okonkwo	Moore
at West Virginia	5-3	Heard	Woods	Ray	Akomolafe	Moore
KANSAS STATE	6-4	Heard	Ray	Okonkwo	Akomolafe	Moore
at Kansas	7-4	Heard	Ray	Okonkwo	Akomolafe	Moore
at Oklahoma	8-4	Heard	Ray	Okonkwo	Akomolafe	Moore
TEXAS	8-5	Heard	Ray	Okonkwo	Akomolafe	Moore
TEXAS	4-2	Heard	Woods	Ray	Okonkwo	Moore
Prairie View A&M	5-2	Heard	Woods	Ray	Okonkwo	Moore
UTA	6-2	Heard	Woods	Ray	Okonkwo	Moore
at Arkansas						

OPPONENT INDIVIDUAL HIGHS

Points	34	Carleton, Bridget vs Iowa State (02/13/19)
	32	Brown, Kalani at Baylor (02/09/19)
	27	Brewer, Brittany vs Texas Tech (01/16/19)
	27	Vivian Gray at Oklahoma St. (01/06/19)
	25	Walker, Jaylonn vs SHSU (12/20/18)
Field Goals Made	13	Carleton, Bridget vs Iowa State (02/13/19)
	12	Brewer, Brittany vs Texas Tech (01/16/19)
Field Goal Att.	25	Carr, Chrislyn at Texas Tech (02/06/19)
	23	Carleton, Bridget vs Iowa State (02/13/19)
FG Pct (min 5 made)	1.000 (5-5)	Jones, Kali vs Kansas State (02/23/19)
	1.000 (5-5)	Scott, Kristin at Iowa State (01/09/19)
3-Point FG Made	6	Robertson, Taylor at Oklahoma (03/02/19)
	6	Martin, Tynice at West Virginia (02/16/19)
3-Point FG Att.	11	MURRAY, Naje at San Diego State (11-24-18)
	11	CHASE, Brenna vs BYU (11-23-18)
3-Pt FG Pct (min 2 made)	1.000 (4-4)	Sessom, Shandricka at Mississippi (11/29/18)
	1.000 (3-3)	Murcer, Jessi vs Oklahoma (01/22/19)
	1.000 (2-2)	Jaden Hobbs vs Oklahoma St. (02/03/19)
Free Throws Made	11	Vivian Gray at Oklahoma St. (01/06/19)
	10	Brown, Kalani at Baylor (02/09/19)
Free Throw Att.	13	Vivian Gray at Oklahoma St. (01/06/19)
	11	Llanusa, Ana at Oklahoma (03/02/19)
FT Pct (min 3 made)	1.000 (10-10)	Brown, Kalani at Baylor (02/09/19)
	1.000 (6-6)	Carr, Chrislyn vs Texas Tech (01/16/19)
	1.000 (5-5)	Llanusa, Ana vs Oklahoma (01/22/19)
	1.000 (5-5)	BACON, Amber vs SMU (11/18/18)
	1.000 (4-4)	Thomas, Aniya at Kansas (02/27/19)
	1.000 (4-4)	Goth, Kayla at Kansas State (1/30/19)
	1.000 (4-4)	Lyons, Christalah vs Kansas (01/27/19)
	1.000 (4-4)	Middleton, Alexa at Iowa State (01/09/19)
	1.000 (3-3)	Martin, Tynice vs West Virginia (01/02/19)
Rebounds	13	Hovren, Madison vs ARMY (12/2/18)
	12	Niblack, Kari at West Virginia (02/16/19)
Assists	8	Smith, Madisen at Oklahoma St. (02/06/19)
	8	Goodson, Sydney vs Texas Tech (01/16/19)
Steals	6	Kopatich, Kylee vs Kansas (01/27/19)
	5	CHASE, Brenna vs BYU (11-23-18)
Blocked Shots	7	Ford, Artavia vs Prairie View A&M (03/21/19)
	4	Scott, Kristin vs Iowa State (02/13/19)
	4	Odimgbe, Jjeoma vs Oklahoma (01/22/19)
	4	Brown, Kalani vs Baylor (01/12/19)
	4	DORNSTAUDER, Zayn at San Diego State (11-24-18)
Turnovers	10	Smith, Madisen at West Virginia (02/16/19)
	7	Holmes, Joyner vs Texas (03/05/19)
	7	Ja'Mee Asberry at Oklahoma St. (01/06/19)
	7	Bassett, LaKendra vs Mississippi Valley State (11/11/18)
Fouls	5	White, Jatarie vs Texas (03/05/19)
	5	Llanusa, Ana at Oklahoma (03/02/19)
	5	Richardson, Austin vs Kansas (01/27/19)
	5	Niblack, Kari vs West Virginia (01/02/19)
	5	Dunlap, Jhileiya at Mississippi (11/29/18)
	5	SALMON, Shalae vs BYU (11-23-18)
	5	BAYLISS, Paige vs SMU (11/18/18)

SPECIALTY STATS

(POT - Points off turnovers; PP - Points in paint; 2nd - Second chance points; FAST - Fastbreak points; BP - points off bench)

Opponent	PP	TCU-Opponent			
		POT	2ND	FAST	BP
DUQUESNE	36-18	20-21	13-9	12-4	10-27
MISS VALLEY STATE	46-12	37-13	21-1	8-2	43-16
SMU	24-32	11-13	9-9	4-8	6-8
vs. BYU	18-28	17-11	8-13	4-2	6-19
at San Diego State	44-24	26-8	16-23	5-0	24-18
at Ole Miss	24-24	15-17	17-9	4-4	27-9
ARMY	30-18	6-15	10-5	5-2	22-8
MONTANA STATE	40-28	11-16	8-8	10-9	30-11
SOUTHERN	44-4	21-16	16-5	16-0	29-8
SAM HOUSTON STATE	32-26	32-22	15-9	8-6	18-19
ALCORN STATE	42-8	40-2	28-6	14-0	51-21
WEST VIRGINIA	24-16	12-10	9-2	4-6	24-8
at Oklahoma State	36-26	26-20	17-6	7-12	17-4
at Iowa State	18-38	13-22	0-15	0-11	22-18
BAYLOR	20-48	8-26	14-17	4-16	2-13
TEXAS TECH	38-34	21-10	16-15	12-10	15-5
at Texas	34-32	11-24	7-13	2-4	18-25
OKLAHOMA	40-30	29-14	10-13	11-4	13-42
KANSAS	30-22	17-26	6-10	0-4	10-14
at Kansas State	18-20	23-15	3-3	13-2	1-5
OKLAHOMA STATE	38-12	19-4	21-5	4-5	10-17
at Texas Tech	24-30	20-14	12-17	5-4	16-10
at Baylor	26-58	13-25	15-14	4-8	23-13
IOWA STATE	28-32	19-14	13-19	2-6	11-4
at West Virginia	38-18	29-24	8-16	8-2	23-7
KANSAS STATE	20-40	20-21	14-8	7-10	9-21
at Kansas	42-28	23-12	7-3	4-7	15-10
at Oklahoma	40-18	15-15	18-11	2-4	13-17
TEXAS	26-34	6-10	11-12	10-12	9-10
TEXAS	24-38	15-12	11-8	2-4	11-3
PRAIRIE VIEW A&M	36-18	29-5	10-4	13-5	31-14
UTA	44-18	13-12	14-12	8-6	13-14
at Arkansas					
TCU Average	32.0	19.3	12.7	6.7	17.9
Opp. Average	26.0	15.3	10.0	5.5	13.6

THE LAST TIME...

A TCU TEAM...

Scored 100+ points	W, 112-62 vs. Southeastern La. (12/10/17)
Scored 100+ points in non-overtime game	W, 112-62 vs. Southeastern La. (12/10/17)
Scored 100+ points in a conference game	W, 100-96 (40T) at Utah (2/10/10)
Scored 100+ points in a Big 12 game	None
Scored 90+ points	W, 96-49, vs Mississippi Valley State (11/11/18)
Scored 90+ points in a conference game	W, 93-72, vs Texas Tech (1/7/18)
Played an overtime game	W, 76-74 (OT) at West Virginia (1/13/18)
Won an overtime game	W, 76-74 (OT) at West Virginia (1/13/18)
Played a two overtime game	W, 87-73 (20T) vs. SMU (11/17/10)
Played a three overtime game	L, 111-121 (30T) vs Hardin-Simmons (11/28/81)
Played a four overtime game	W, 100-96 (40T) at Utah (2/10/10)
Played consecutive overtime games	None
Held a team to 40 points or less	W, 88-31 vs Alcorn State (12/29/18)
Held a team to 20 points or less in a half	20 (1st half) vs UT Arlington (3/23/19)
Shot 60+ percent FG	60.8 (31-51) vs Lamar (3/15/18)
Shot 60+ percent FG in a half	60.0 (18-30) 2nd vs Mississippi Valley State (11/11/18)
Held a team to 20 percent FG	15.7 (8-of-51) vs Sam Houston State (11/15/16)
Held a team to 20 percent FG in a half	20.0 (7-of-35) (1st) vs UT Arlington (3/23/19)
Made 10+ 3-pointers	10 vs. Kansas State (2/23/19)
Made 15+ 3-pointers	18 vs. Southeastern La. (12/10/17)
Did not make a 3-pointer	(0-of-9) vs UTRGV (1/5/12)
Active streak of 243 games with a 3-pointer	
Held a team to zero 3-pointers	(0-of-1) at LSU (12/4/16)
Shot 90 percent FT (min. 10 att.)	92.9 (13-of-14) vs. Oklahoma (1/27/18)
Attempted 35+ free throws	39 vs Oklahoma (3/3/18)
Made 30+ free throws	32 vs Oklahoma (3/3/18)
Had 30+ assists	33 vs. Southeastern La. (12/10/17)
Had 25+ assists	25 vs Texas Tech (1/16/19)
Forced 30+ turnovers	30 vs Alcorn State (12/29/18)
Forced 25+ turnovers	30 vs Alcorn State (12/29/18)
Had 20+ steals	20 vs Cornell (1/2/06)
Had 15+ steals	16 at West Virginia (2/16/19)
Had 15+ blocks	19 vs UAB (1/16/05)*
	*NCAA Record
Had 10+ blocks	10 vs Montana State (12/8/18)
Never trailed in a game (8x)	W, 71-54, vs UT Arlington (3/23/19)
Overcame a 10-point deficit to win	at Oklahoma (3/2/19)
	Trailled by 10, 38-28, with 2:25 left in 2Q, won 76-63
Overcame a 15-point deficit to win	at Texas Tech (2/6/19)
	Trailled by 15, 50-35, with 4:29 left in 3Q, won 70-63
Overcame a 20-point deficit to win	vs Iowa State (1/7/15)
	Trailled by 24, 51-27, with 16:21 left in second half, won 86-84
Had six players score in double figures	vs Texas Tech (1/7/18)
	Jordan Moore (18), Amy Okonkwo (17), Kianna Ray (13), Toree Thompson (13), Lauren Heard (12), Amber Ramirez (10)
Had five players score in double figures	at Oklahoma (3/2/19)
	Jordan Moore (23), Dakota Vann (13), Amy Okonkwo (12), Lauren Heard (12), Kianna Ray (10)
Had two players score 20+ points	vs Idaho (11/25/17)
	Amy Okonkwo (22), Jordan Moore (20)
Had three players score 20+ points	vs Stephen F. Austin (3/19/15)
	Jada Butts (21), Veja Hamilton (21), Chelsea Prince (20)
Had two players record double-doubles	at Oklahoma (3/2/19)
	Jordan Moore (23 pts, 12 reb)
	Amy Okonkwo (12 pts, 12 reb)
Beat a ranked team	W, 76-69, vs #18 Iowa State (2/13/19)
Beat a top-10 team	W, 79-77, vs #7 Texas (1/10/18)
Beat a top-5 team	W, 82-73, at #3 California (12/7/08)
Beat a ranked team on the road	W, 76-74 (OT), at #15 West Virginia (1/13/18)
Won consecutive games against ranked team	W, 76-74 (OT), at #15 West Virginia (1/13/18)
	W, 79-77, vs #7 Texas (1/10/18)
Was ranked in AP Poll	Feb. 5, 2018 (24th)
Was ranked in Coaches Poll	Feb. 6, 2018 (24th)
Highest AP Poll ranking	13th (2/23/04)
Highest Coaches Poll ranking	15th (3/1/04)
Received votes in AP Poll	Week 2 - Nov. 19, 2018
Received votes in Coaches Poll	Feb. 13, 2018

A TCU PLAYER...

Scored 40+ points	43, Emily Carter vs. SMU (11/17/10)
Scored 30+ points	31, Amy Okonkwo vs. Hampton (12/20/17)
Scored 20+ points	21, Amy Okonkwo vs Texas (3/9/19)
Scored 20+ points in half	20 (1st half), Jordan Moore vs Southern (12/18/18)
Scored 10+ points in 10 or more consecutive games	12, Amy Okonkwo
	vs Baylor (1/12/19)
	thru Kansas State (2/23/19)
Scored 10+ points in 15 or more consecutive games	18, Zahna Medley
	vs Oklahoma State (1/29/14)
	thru vs Texas Southern (11/22/14)
Scored 20+ points in consecutive games	3, Jordan Moore
	27 vs Kansas State (2/23/19)
	thru 23 at Oklahoma (3/2/19)
Scored 20+ points in three or more consecutive games	3, Jordan Moore
	27 vs Kansas State (2/23/19)
	thru 23 at Oklahoma (3/2/19)
Scored 20+ points in five or more consecutive games	5, Sandora Irvin
	vs Oklahoma (12/9/04)
	thru vs Grambling (12/29/04)
Made 10+ field goals	11, Jordan Moore at Kansas (2/27/19)
Shot 100% FG (min. 5 att.) (2x)	last 8-of-8, Jordan Moore at West Virginia (2/16/19)
Made 8+ 3-pointers	11, Amber Ramirez vs. Southeastern La. (12/10/17)
Made 5+ 3-pointers	5, Kianna Ray vs. Priarie View A&M (3/21/19)
Made 15+ free throws	16, Emily Carter vs SMU (11/17/10)
Made 10+ free throws	11, Jordan Moore vs. Kansas State (2/23/19)
Had 20+ rebounds	21, Sandora Irvin vs USF (2/9/11)
Had 15+ rebounds	16, Amy Okonkwo vs Texas (3/9/19)
Had a double-double	Jordan Moore (18 pts, 14 reb) vs UT Arlington (3/23/19)
Had consecutive double-doubles	2, Jordan Moore
	20 pts, 16 reb vs Oklahoma State (2/3/19)
	20 pts, 13 reb at Texas Tech (2/6/19)
Had double-double in three or more consecutive games	3, Starr Crawford
	at Air Force (1/29/11)
	thru at UNLV (2/9/11)
Had double-double in four or more consecutive games	4, Sandora Irvin
	at Utah (12/19/04)
	thru vs UT Arlington (1/2/05)
Had double-double in five or more consecutive games	15, Sandora Irvin
	vs Cincinnati (1/25/04)
	thru vs Georgia (3/22/04)
Had a triple-double	Helena Sverrisdottir (16 pts, 11 st, 10 reb) vs Oral Roberts (3/17/11)
	Three in TCU history
Had 13+ assists	13, Zahna Medley vs Oklahoma (1/9/13)
Had 10+ assists	10, Kianna Ray vs Duquesne (11/6/18)
Had 7+ steals	8, Lauren Heard at West Virginia (2/16/19)
Had 5+ steals	8, Lauren Heard at West Virginia (2/16/19)
Had 10+ blocks	10, Latrica Lovings vs Stephen F. Austin (12/4/13)
Had 5+ blocks	5, Jordan Moore vs Kansas State (2/23/19)
Played every minute in a game	Kianna Ray, Lauren Heard vs Texas (3/5/19)
Played more than 40 min	Chelsea Prince (42), Jada Butts (41), Zahna Medley (42) and Natalie Ventress (41) vs Southern Miss (3/22/15)

Bold - Accomplished during the 2018-19 season

Official Basketball Box Score -- Game Totals -- Final Statistics

Duquesne vs TCU

11/6/18 12:00 p.m. at Fort Worth, Texas (Schollmaier Arena)

Duquesne 48 • 0-1

#	Player		Total			3-Ptr			Rebounds			PF	TP	A TO Blk Stl				Min
			FG-FGA	FG-FGA	FT-FTA	Off	Def	Tot	A	TO	Blk			Stl				
10	CANNON, Paige	f	3-7	1-3	1-5	6	0	6	3	8	0	2	0	3	17			
42	LASS, Kadri-Ann	f	2-9	0-3	2-2	2	4	6	1	6	0	3	2	0	34			
02	OMOGROSSO, Chassidy	g	1-9	0-3	0-0	0	2	2	1	2	2	1	0	0	27			
21	BAZELAK, Libby	g	1-3	1-1	0-0	0	2	2	1	3	1	3	0	1	18			
22	RICHARDSON, Conon	g	0-5	0-2	2-2	2	0	2	1	2	0	2	0	1	13			
01	AHO, NINA		4-7	2-5	0-0	0	1	1	3	10	2	0	0	0	17			
11	BOVELL, HALLE		0-0	0-0	0-0	0	0	0	0	0	0	0	0	0	4			
13	VOJINOVIC, Julijana		1-6	1-4	0-0	0	3	3	2	3	3	1	1	0	20			
24	ELLIOTT, Kiersten		0-0	0-0	0-0	0	0	0	0	0	1	0	0	0	1			
31	SOLE, Laia		4-7	0-0	1-4	1	2	3	2	9	1	2	2	1	25			
35	KALIN, Amanda		1-3	1-1	2-2	0	4	4	1	5	3	2	0	2	23			
54	STAFFILENO, ANGELA		0-0	0-0	0-0	0	0	0	0	0	0	0	0	0	1			
Team						3	0	3										
Totals				17-56	6-22	8-15	14	18	32	15	48	13	16	5	8	200		
1st - FG %:			3-15	20.0%	2nd: 3-10	30.0%	3rd: 7-20	35.0%	4th: 4-11	36.4%	Game: 17-56	30.4%	Deadball					
3FG %:			0-6	0.0%	2-4	50.0%	3-7	42.9%	1-5	20.0%	6-22	27.3%	Rebounds					
FT %:			0-0	0.0%	4-6	66.7%	2-6	33.3%	2-3	66.7%	8-15	53.3%	3,1					

TCU 61 • 1-0

#	Player		Total		3-Ptr		Rebounds			PF	TP	A TO Blk Stl				Min
			FG-FGA	FG-FGA	FT-FTA	Off	Def	Tot	A			TO	Blk	Stl		
00	Okonkwo, Amy	f	6-11	2-3	2-2	3	8	11	2	16	1	3	1	1	29	
22	Moore, Jordan	c	11-12	0-0	0-0	1	5	6	3	22	1	0	0	2	23	
15	Woods, Jayde	g	1-3	0-1	0-0	0	2	2	3	2	3	3	0	0	20	
20	Heard, Lauren	g	3-8	2-4	1-4	1	3	4	2	9	3	3	0	3	29	
25	Ray, Kianna	g	0-6	0-3	2-4	0	2	2	3	2	10	2	2	2	33	
01	Payne, Ryann		1-2	1-1	0-0	0	1	1	0	3	0	1	0	0	7	
05	Morris, Yummy		1-2	0-0	0-0	0	1	1	1	2	0	2	0	0	4	
11	Maley, Anneli		1-2	1-2	0-2	2	2	4	1	3	1	2	1	0	17	
21	Crain, Alexandria		0-1	0-1	0-0	1	0	1	0	0	0	0	0	0	2	
24	Vann, Dakota		0-4	0-3	0-0	0	2	2	1	0	1	1	0	0	14	
31	Hellessey, Ella		0-0	0-0	0-0	0	1	1	0	0	0	0	0	0	1	
33	Akomolafe, Adeola		1-2	0-1	0-2	1	1	2	3	2	1	0	0	0	21	
Team						5	1	6			2					
Totals			25-53	6-19	5-16	14	29	43	19	61	21	19	4	8	200	
1st - FG %:			4-9	44.4%	2nd: 7-15	46.7%	3rd: 7-13	53.8%	4th: 7-16	43.8%	Game: 25-53	47.2%	Deadball			
3FG %:			1-1	100.0%	1-6	16.7%	2-4	50.0%	2-8	25.0%	6-19	31.6%	Rebounds			
FT %:			3-8	37.5%	0-4	0.0%	2-4	50.0%	0-0	0.0%	5-16	31.3%	6			

Officials: Doug Knight, Maj Forsberg, Brian Gariand
 Technical fouls: Duquesne-None. TCU-None.
 Attendance: 348

Score by periods	1st	2nd	3rd	4th	Total
Duquesne	6	12	19	11	48
TCU	12	15	18	16	61

Last FG - DUQ 4th-00:33, TCU 4th-01:32.
 Largest lead - DUQ None, TCU by 19 3rd-06:11.
 DUQ led for 00:00. TCU led for 39:45. Game was tied for 00:15.

Score tied - 0 times.
 Lead changed - 0 times.

Official Basketball Box Score -- Game Totals -- Final Statistics

Mississippi Valley State vs TCU

11/11/18 12:00 pm at Fort Worth, Texas (Schollmaier Arena)

Mississippi Valley State 47 • 0-1

#	Player		Total		3-Ptr		Rebounds			PF	TP	A TO Blk Stl				Min
			FG-FGA	FG-FGA	FT-FTA	Off	Def	Total	A			TO	Blk	Stl		
13	Smith, Erin	f	0-1	0-1	0-0	0	1	1	0	0	0	1	3	0	0	18
54	Holmon, Jazmine	f	2-3	0-0	0-0	3	4	7	3	4	1	1	0	0	0	27
01	Bassett, LaKendra	g	4-12	2-5	3-5	0	3	3	2	13	4	7	0	2	32	
04	Parker, Kristy	g	2-6	0-1	2-2	0	0	0	3	6	2	1	0	0	0	19
11	Darcus, Angelica	g	3-6	1-1	1-2	0	1	1	0	8	1	4	0	0	0	26
05	Ward, Sydney		0-2	0-1	1-2	0	0	0	0	1	0	1	0	0	0	6
10	Williams, Ronni		0-2	0-0	2-4	2	0	2	1	2	0	1	0	1	1	7
23	Mosley, Desiray		0-3	0-1	1-4	2	2	4	3	1	2	3	1	1	1	29
34	Smith, Nyla		0-2	0-0	0-0	0	0	0	2	0	0	3	0	0	0	12
35	Bonner, Makayla		5-10	0-0	2-4	3	1	4	2	12	0	3	1	0	0	24
Team						0	1	1								
Totals			16-47	3-10	12-25	10	13	23	16	47	11	27	2	4	200	
1st - FG %:		3-8	37.5%	2nd: 5-14	35.7%	3rd: 5-12	41.7%	4th: 3-13	23.1%	Game: 16-47	34.0%	Deadball				
3FG %:		1-3	33.3%	0-1	0.0%	0-2	0.0%	2-4	50.0%	3-10	30.0%	Rebounds				
FT %:		3-6	50.0%	1-3	33.3%	7-10	70.0%	1-6	16.7%	12-25	48.0%	8				

TCU 96 • 2-0

#	Player	Total		3-Ptr		Rebounds			PF	TP	A TO Blk Stl				Min
		FG-FGA	FG-FGA	FT-FTA	Off	Def	Tot	A			TO	Blk	Stl		
00	Okonkwo, Amy	f	5-7	0-2	3-3	2	2	4	2	13	0	1	0	0	10
22	Moore, Jordan	f	8-11	0-0	2-2	2	1	3	0	18	2	1	0	0	15
15	Woods, Jayde	g	1-3	0-1	2-4	0	0	0	1	4	5	2	0	2	19
20	Heard, Lauren	g	3-6	1-3	0-0	1	1	2	3	7	2	2	0	1	14
25	Ray, Kianna	g	3-4	3-4	2-2	0	0	0	1	11	5	0	1	4	20
01	Payne, Ryann		2-4	0-0	1-2	0	2	2	3	5	5	7	0	3	19
05	Morris, Yummy		3-6	0-0	4-4	3	3	6	4	10	0	1	3	3	17
11	Maley, Anneli		2-5	1-3	0-0	2	6	8	2	5	1	3	0	0	16
21	Crain, Alexandria		1-3	0-0	2-2	1	1	2	1	4	0	0	0	0	16
24	Vann, Dakota		1-3	1-1	0-0	0	3	3	3	3	4	1	1	3	16
31	Hellessey, Ella		5-8	1-2	0-0	1	5	6	2	11	1	2	2	0	21
33	Akomolafe, Adeola		2-3	1-2	0-0	2	1	3	1	5	3	0	1	0	17
Team						1	1	2							
Totals			36-63	8-18	16-19	15	26	41	23	96	28	20	8	16	200
1st - FG %:		9-16	56.3%	2nd: 9-14	64.3%	3rd: 11-17	64.7%	4th: 7-16	43.8%	Game: 36-63	57.1%	Deadball			
3FG %:		0-2	0.0%	4-7	57.1%	3-7	42.9%	1-2	50.0%	8-18	44.4%	Rebounds			
FT %:		2-2	100.0%	9-11	81.8%	4-4	100.0%	1-2	50.0%	16-19	84.2%	2			

Officials: Scott Yarbrough, Lisa Jones, Nykesha Thompson
 Technical fouls: Mississippi Valley State-None. TCU-None.
 Attendance: 1576

Score by periods	1st	2nd	3rd	4th	Total
Mississippi Valley State	10	11	17	9	47
TCU	20	31	29	16	96

Last FG - MVSU 4th-04:24, TCU 4th-02:46.
 Largest lead - MVSU None, TCU by 49 4th-04:48.
 MVSU led for 00:00. TCU led for 38:49. Game was tied for 01:11.

Score tied - 0 times.
 Lead changed - 0 times.

Official Basketball Box Score -- Game Totals -- Final Statistics

SMU vs TCU

11/18/18 2:00 at Fort Worth, Texas (Schollmaier Arena)

SMU 63 • 2-2

#	Player		Total		3-Ptr		Rebounds			PF	TP	A TO Blk Stl				Min
			FG	FGA	FG	FGA	FT	FTA	Off			Def	Tot	A	TO	
01	ELLIS, Makenzie	f	2-6	1-1	1-2		0	0	0	0	6	2	1	0	2	29
10	FROLING, Alicia	f	4-7	0-0	2-4		3	7	10	5	10	2	2	1	2	27
02	WHITFIELD, Arianna	g	3-6	2-4	0-0		2	5	7	2	8	6	3	1	1	37
04	BACON, Amber	g	6-13	1-3	5-5		1	3	4	3	18	2	3	0	1	40
32	WHITE, Kayla	g	6-19	1-7	2-3		0	3	3	4	15	3	3	1	0	28
14	BAYLISS, Paige		1-1	0-0	2-4		2	1	3	5	4	0	2	2	1	16
22	OLSON, Marie		0-0	0-0	0-0		0	1	1	0	0	0	1	0	0	10
23	TOLLIE, Brishonne		1-4	0-0	0-0		1	1	2	1	2	0	2	0	0	7
33	CASH, Johnasia		0-4	0-0	0-0		1	2	3	4	0	0	0	0	1	6
Team							3	3	6			1				
Totals				23-60	5-15	12-18	13	26	39	25	63	15	18	5	8	200
1st - FG: 8-17 47.1% 2nd: 6-12 50.0% 3rd: 3-14 21.4% 4th: 6-17 35.3% Game: 23-60 38.3% Deadball Rebounds 4,2																
3FG: 1-4 25.0% 2-4 50.0% 0-2 0.0% 2-5 40.0% 5-15 33.3%																
FT: 1-2 50.0% 1-3 33.3% 5-7 71.4% 5-6 83.3% 12-18 66.7%																
TCU 65 - 3-0																

2018-19 TCU WOMEN'S BASKETBALL GAME NOTES

Official Basketball Box Score -- Game Totals -- Final Statistics TCU vs San Diego State 11-24-18 7:20 p.m. at Steve Fisher Court at Viejas Arena

TCU 81 • 4-1

#	Player	Total		3-Ptr		Rebounds			PF	TP	A TO Blk Stl				Min
		FG-FGA	FG-FGA	FT-FTA	FT-FTA	Off	Def	Tot			A	TO	Blk	Stl	
11	Maley, Anneli	f	3-4	0-1	0-0	2	4	6	2	6	5	1	0	0	23
22	Moore, Jordan	c	7-18	0-0	3-3	4	4	8	2	17	0	2	1	1	23
15	Woods, Jayde	g	2-5	0-1	1-4	1	3	4	2	5	0	0	0	2	25
20	Heard, Lauren	g	0-2	0-2	6-8	0	2	2	3	6	2	0	0	0	24
25	Ray, Kianna	g	8-12	4-6	3-4	0	7	7	2	23	5	1	1	3	36
00	Okonkwo, Amy	g	6-9	0-0	0-0	3	1	4	3	12	0	0	0	1	14
01	Payne, Ryann	g	1-4	0-1	0-0	1	0	1	2	2	0	2	0	1	9
05	Morris, Yummy	g	3-5	0-0	0-0	0	0	0	2	6	0	1	2	0	7
21	Crain, Alexandria	g	0-1	0-1	0-0	0	0	0	1	0	0	1	0	0	5
24	Vann, Dakota	g	0-2	0-1	2-2	0	1	1	2	2	1	0	1	0	13
31	Hellessey, Ella	g	0-1	0-1	0-0	0	0	0	1	0	0	0	0	0	4
33	Akomolafe, Adeola	g	1-2	0-0	0-0	2	2	4	2	2	5	0	1	0	17
Team						0	0	0							
Totals			31-65	4-14	15-21	13	24	37	24	81	18	8	6	8	200
1st - FG %:		9-18	50.0%	2nd: 7-16	43.8%	3rd: 9-14	64.3%	4th: 6-17	35.3%	Game: 31-65	47.7%	Deadball			
3FG %:		2-5	40.0%	0-4	0.0%	1-2	50.0%	1-3	33.3%	4-14	28.6%	Rebounds			
FT %:		5-9	55.6%	3-4	75.0%	5-6	83.3%	2-2	100.0%	15-21	71.4%				

San Diego State 64 • 4-2

#	Player	Total		3-Ptr		Rebounds			PF	TP	A TO Blk Stl				Min
		FG-FGA	FG-FGA	FT-FTA	FT-FTA	Off	Def	Tot			A	TO	Blk	Stl	
03	ADAMS, Mallory	f	2-7	0-3	5-8	4	6	10	1	9	2	1	0	0	34
34	VANDERDOES, Baylee	f	0-3	0-1	2-2	0	1	1	4	2	1	0	1	1	15
02	RAMOS, Sophia	g	4-15	1-2	5-7	4	1	5	2	14	5	3	0	1	36
05	ADAMS, Tea	g	3-9	0-0	1-2	2	3	5	3	7	2	3	0	1	27
10	MURRAY, Naje	g	5-17	3-11	1-2	3	3	6	3	14	0	4	0	1	35
00	VILLA, Kennedy	g	0-0	0-0	0-2	0	0	0	0	0	0	1	0	0	8
04	TERRY, Monique	g	1-1	0-0	2-2	1	1	2	1	4	0	1	0	0	10
11	GOMEZ, Arantxa	g	2-2	0-0	3-4	0	0	0	2	7	0	0	0	0	10
15	PEREZ, Jayden	g	0-0	0-0	2-2	0	0	0	0	2	0	1	0	0	2
22	DORNSTAUDE, Zayn	g	2-4	0-0	1-1	0	1	1	1	5	0	2	4	0	16
23	GOMEZ, Lori	g	0-0	0-0	0-0	0	1	1	0	0	0	0	0	0	7
Team						5	5	10			1				
Totals			19-58	4-17	22-32	19	22	41	17	64	10	17	5	4	200
1st - FG %:		5-18	27.8%	2nd: 4-15	26.7%	3rd: 6-16	37.5%	4th: 4-9	44.4%	Game: 19-58	32.8%	Deadball			
3FG %:		1-4	25.0%	1-4	25.0%	1-6	16.7%	1-3	33.3%	4-17	23.5%	Rebounds			
FT %:		5-7	71.4%	5-10	50.0%	6-9	66.7%	6-6	100.0%	22-32	68.8%				

Officials: In'fini Robinson, Jack Jones, Adria Molina
Technical fouls: TCU-None. San Diego State-None.
Attendance: 822
SDSU Thanksgiving Classic

Score by periods	1st	2nd	3rd	4th	Total
TCU	25	17	24	15	81
San Diego State	16	14	19	15	64

Points	In	Off	2nd	Fast	Bench
TCU	44	26	16	5	24
SDSU	24	8	23	0	18

Last FG - TCU 4th-00:33, SDSU 4th-02:46.
Largest lead - TCU by 19 4th-03:04, SDSU by 2 1st-09:32.
TCU led for 38:36. SDSU led for 00:17. Game was tied for 00:49.

Score tied - 2 times.
Lead changed - 1 time.

Official Basketball Box Score -- Game Totals -- Final Statistics TCU vs Ole Miss 11-29-18 8 PM at Oxford, Miss. (The Pavilion at Ole Miss)

TCU 55 • 5-1

#	Player	Total		3-Ptr		Rebounds			PF	TP	A TO Blk Stl				Min
		FG-FGA	FG-FGA	FT-FTA	FT-FTA	Off	Def	Tot			A	TO	Blk	Stl	
11	Maley, Anneli	f	1-6	0-3	0-2	5	1	6	1	2	1	1	0	0	15
22	Moore, Jordan	c	5-10	0-0	5-11	9	6	15	1	15	0	4	3	2	29
15	Woods, Jayde	g	1-4	0-1	2-2	1	2	3	3	4	2	3	0	1	30
20	Heard, Lauren	g	1-11	0-4	0-0	1	1	2	3	2	3	3	0	2	25
25	Ray, Kianna	g	1-6	1-3	2-2	0	4	4	2	5	6	3	1	2	38
00	Okonkwo, Amy	g	8-12	2-5	1-1	2	9	11	1	19	2	1	1	0	28
01	Payne, Ryann	g	0-1	0-0	0-0	0	0	0	1	0	0	0	0	1	3
05	Morris, Yummy	g	0-0	0-0	0-0	0	0	0	0	0	0	1	0	0	2
24	Vann, Dakota	g	2-5	1-3	1-2	0	1	1	3	6	0	2	1	0	18
33	Akomolafe, Adeola	g	1-2	0-0	0-0	0	0	0	4	2	1	2	0	0	12
Team						3	2	5			1				
Totals			20-57	4-19	11-20	21	26	47	19	55	15	21	6	8	200
1st - FG %:		4-11	36.4%	2nd: 7-20	35.0%	3rd: 4-13	30.8%	4th: 5-13	38.5%	Game: 20-57	35.1%	Deadball			
3FG %:		1-3	33.3%	1-7	14.3%	2-5	40.0%	0-4	0.0%	4-19	21.1%	Rebounds			
FT %:		5-9	55.6%	0-0	0.0%	0-0	0.0%	6-11	54.5%	11-20	55.0%				

Ole Miss 50 • 3-5

#	Player	Total		3-Ptr		Rebounds			PF	TP	A TO Blk Stl				Min
		FG-FGA	FG-FGA	FT-FTA	FT-FTA	Off	Def	Tot			A	TO	Blk	Stl	
03	Dunlap, Jhileiya	f	5-11	0-0	0-1	1	4	5	5	10	2	4	2	4	28
10	Muhate, Cecilia	f	2-3	0-0	0-0	2	3	5	4	4	1	1	0	0	23
05	Allen, Crystal	g	2-15	1-4	3-4	0	1	1	3	8	2	4	0	3	37
23	Sessom, Shandricka	g	7-11	4-4	1-2	1	6	7	0	19	2	6	2	2	35
24	Dozier, Shannon	g	0-3	0-0	0-0	2	0	2	3	0	0	0	0	0	29
00	Crawford, Gabby	g	2-5	0-0	1-2	1	3	4	2	5	1	0	1	0	15
21	Smith, Taylor	g	0-2	0-0	0-0	1	1	2	1	0	1	1	0	3	19
33	Salter, La'Karis	g	2-4	0-1	0-0	1	3	4	3	4	1	1	0	0	14
Team						2	0	2							
Totals			20-54	5-9	5-9	11	21	32	21	50	10	17	5	12	200
1st - FG %:		2-13	15.4%	2nd: 4-10	40.0%	3rd: 10-21	47.6%	4th: 4-10	40.0%	Game: 20-54	37.0%	Deadball			
3FG %:		2-4	50.0%	0-0	0.0%	1-2	50.0%	2-3	66.7%	5-9	55.6%	Rebounds			
FT %:		1-2	50.0%	2-2	100.0%	2-5	40.0%	0-0	0.0%	5-9	55.6%				

Officials: Beverly Roberts, Brian Garland, Dawn Marsh
Technical fouls: TCU-None. Ole Miss-None.
Attendance: 1270

Score by periods	1st	2nd	3rd	4th	Total
TCU	14	15	10	16	55
Ole Miss	7	10	23	10	50

Points	In	Off	2nd	Fast	Bench
TCU	24	15	17	4	27
OM	24	17	9	4	9

Last FG - TCU 4th-00:04, OM 4th-00:59.
Largest lead - TCU by 14 2nd-03:55, OM by 5 1st-06:58.
TCU led for 28:21. OM led for 07:58. Game was tied for 03:34.

Score tied - 4 times.
Lead changed - 3 times.

Official Basketball Box Score -- Game Totals -- Final Statistics ARMY vs TCU 12/2-18 2:04 p.m. at Fort Worth, Texas (Schollmaier Arena)

ARMY 38 • 2-5

#	Player	Total		3-Ptr		Rebounds			PF	TP	A TO Blk Stl				Min
		FG-FGA	FG-FGA	FT-FTA	FT-FTA	Off	Def	Tot			A	TO	Blk	Stl	
15	Murray, Kate	f	0-2	0-0	0-0	0	0	0	3	0	1	1	0	1	15
41	Hovren, Madison	f	5-16	0-0	1-7	6	7	13	3	11	0	0	1	3	34
03	Lewis, Jess	g	4-10	4-9	0-0	0	2	2	3	12	4	3	0	1	36
31	Fallon, Alisa	g	0-0	0-0	0-0	0	1	1	0	0	1	1	0	0	14
44	Tacka, Libby	g	2-10	1-3	2-4	0	1	1	1	7	3	1	0	2	33
00	White, Gabby	g	0-3	0-0	0-0	0	0	0	0	0	0	1	0	0	8
02	Yancey, Morgan	g	0-4	0-4	0-0	0	2	2	0	0	0	1	0	0	17
10	Bohn, Sarah	g	0-0	0-0	0-0	0	0	0	1	0	1	1	0	0	3
13	Scamman, Lindsey	g	2-3	0-0	0-0	0	5	5	2	4	1	1	0	1	4
20	Furch, Sarah	g	0-0	0-0	0-0	0	0	0	0	0	0	1	0	0	

Official Basketball Box Score -- Game Totals -- Final Statistics
Southern vs TCU
12/16/18 12:00 p.m. at Schollmaier Arena (Fort Worth, Texas)

Southern 40 • 3-6

#	Player		Total		3-Ptr		Rebounds			PF	TP					Min
			FG	FGA	FG	FGA	FT	FTA	Off			Def	Tot	A	To	
42	Briana Thompson	c	0-1	0-0	0-0	0	0	0	4	0	0	1	2	0	15	
04	Alyric Scott	g	2-5	1-2	0-0	2	1	3	3	5	0	1	0	1	14	
04	Skylar O'Bear	g	6-15	4-8	0-0	0	6	6	0	16	1	2	0	1	35	
05	Danayea Charles	g	0-5	0-0	2-2	0	0	0	1	2	5	5	0	0	29	
24	Jaden Towner	g	3-8	3-6	0-0	1	2	3	3	9	1	1	0	0	26	
03	Brittany Rose		1-6	0-1	0-0	0	2	2	1	2	1	2	0	2	22	
11	Rishonti Cowart		1-2	0-1	0-0	0	1	1	1	2	0	1	0	1	11	
20	Amani McWain		0-3	0-0	0-0	1	0	1	0	0	0	1	0	0	8	
22	Taneara Moore		0-1	0-0	0-0	1	3	4	2	0	0	2	0	2	15	
32	Ceundra McGhee		0-3	0-0	1-2	3	1	4	2	1	0	0	0	0	13	
35	Callain Williams		1-3	1-2	0-0	0	0	0	2	3	0	1	0	0	12	
Team						1	1	2			1					
Totals				14-52	9-20	3-4	9	17	26	19	40	8	18	2	7	200
1st - FG %:			3-14	21.4%	2nd: 2-12	16.7%	3rd: 4-12	33.3%	4th: 5-14	35.7%	Game: 14-52	26.9%	Deadball			
3FG %:			2-5	33.3%	1-5	20.0%	2-4	50.0%	4-5	80.0%	9-20	45.0%	Rebounds			
FT %:			0-0	0.0%	2-2	100.0%	1-2	50.0%	0-0	0.0%	3-4	75.0%	Rebounds			
															0	

TCU 69 • 8-1

#	Player	Total		3-Ptr		Rebounds			PF	TP	A TO Blk Stl				Min
		FG-FGA	FG-FGA	FT-FTA	Off	Def	Tot								
33	Akomolafe, Adeola	f	6-9	0-1	0-1	5	3	8	2	12	0	1	0	1	13
22	Moore, Jordan	c	8-9	0-0	7-10	1	2	3	0	23	0	1	3	1	22
15	Woods, Jayde	g	0-1	0-1	0-0	0	1	1	0	0	3	0	0	2	21
20	Heard, Lauren	g	0-2	0-2	0-0	0	7	7	1	0	3	2	0	1	16
25	Ray, Kianna	g	2-9	1-5	0-0	0	4	4	0	5	3	1	0	1	22
00	Okonkwo, Amy		1-5	1-3	0-0	1	2	3	1	3	3	2	0	0	17
01	Payne, Ryann		0-3	0-2	1-2	1	0	1	0	1	2	1	0	1	17
05	Morris, Yummy		3-3	0-0	6-10	4	5	9	3	12	1	2	1	0	18
11	Maley, Anneli		1-2	0-0	0-0	2	1	3	2	2	0	3	1	0	13
24	Crain, Alexandria		2-7	1-1	0-0	1	1	2	0	5	0	0	0	1	19
34	Vann, Dakota		3-4	0-1	0-0	0	2	2	2	6	1	2	0	3	16
31	Hellessey, Ella		0-1	0-0	0-0	0	0	0	0	0	0	0	1	0	6
Team						2	2	4							
Totals			26-55	3-16	14-23	17	30	47	11	69	16	15	6	11	200
1st - FG %:		5-13	38.5%	2nd: 7-13	53.8%	3rd: 9-16	56.3%	4th: 5-13	38.5%	Game: 26-55	47.3%	Deadball			
3FG %:		0-6	0.0%	3-5	60.0%	0-3	0.0%	0-2	0.0%	3-16	18.8%	Rebounds			
FT %:		4-5	80.0%	7-9	77.8%	2-7	28.6%	1-2	50.0%	14-23	60.9%	Rebounds			

Officials: Doug Knight, Marc Merritt, Katie Lukanich
 Technical fouls: Southern-None. TCU-None.

Attendance: 1806

Score by periods	1st	2nd	3rd	4th	Total
Southern	8	7	11	14	40
TCU	14	24	20	11	69

Points	In	Off	2nd	Fast	Bench
SUBRW	4	16	5	0	8
TCU	4	21	16	16	29

Last FG - SUBRW 4th-00:43, TCU 4th-00:19.

Largest lead - SUBRW by 3 1st-07:02, TCU by 36 4th-03:02.

SUBRW led for 03:18. TCU led for 33:13. Game was tied for 03:27.

Score tied - 2 times.
 Lead changed - 3 times.

Official Basketball Box Score -- Game Totals -- Final Statistics
SHSU vs TCU
12/20/18 6:30 p.m. at Schollmaier Arena (Fort Worth, Texas)

SHSU 59 • 5-5

#	Player		Total		3-Ptr		Rebounds			PF	TP					Min
			FG-FGA	FG-FGA	FT-FTA	Off	Def	Tot	A			TO	Blk	Stl		
20	Haynes, La'Sha	f	1-5	0-0	0-0	3	2	5	2	2	1	2	1	3	28	
42	McKinney, Kiera	c	1-1	0-0	0-0	1	2	3	2	2	0	3	0	2	16	
01	Oamas, Jennifer	g	2-7	1-1	0-0	0	1	1	0	5	4	4	0	0	28	
05	Maxwell, Dominique	g	3-4	0-1	0-0	0	1	1	1	6	0	4	0	1	23	
22	Walker, Jaylann	g	9-20	5-9	2-2	0	4	4	4	25	4	6	0	2	38	
04	Leggett, Amber		2-8	0-0	1-2	2	2	4	2	5	0	4	0	0	22	
15	Harston, Tia		0-0	0-0	0-0	1	0	1	0	0	0	1	0	0	3	
21	Baxter, Lydia		4-13	0-0	3-6	7	0	7	4	11	0	2	0	3	18	
34	Harrell, Rachel		0-1	0-0	0-0	1	0	1	1	0	1	0	0	1	14	
35	Cook, Courtney		1-2	0-0	1-2	0	0	0	4	3	0	1	0	0	10	
Team						5	2	7								
Totals				23-61	6-11	7-12	20	14	34	20	59	10	27	1	12	200
1st - FG %:			3-12	25.0%	2nd: 7-17	41.2%	3rd: 5-17	29.4%	4th: 8-15	53.3%	Game: 23-61	37.7%	Deadball			
3FG %:			1-2	50.0%	4-4	100.0%	1-2	50.0%	0-3	0.0%	6-11	54.5%	Rebounds			
FT %:			1-2	50.0%	0-0	0.0%	0-2	0.0%	6-8	75.0%	7-12	58.3%	Rebounds			

TCU 72 • 9-1

#	Player		Total		3-Ptr		Rebounds				PF	TP	A TO Blk Stl			Min
			FG-FGA	FG-FGA	FT-FTA	Off	Def	Tot								
33	Akomolafe, Adeola	f	1-2	0-0	2-4	0	1	1	1	4	1	2	0	2	21	
22	Moore, Jordan	c	7-8	0-0	5-8	4	6	10	1	19	0	1	3	1	28	
15	Woods, Jayde	g	1-2	0-0	2-4	0	3	3	2	4	3	1	0	3	26	
20	Heard, Lauren	g	3-9	0-2	0-2	4	4	8	1	6	2	5	0	5	26	
25	Ray, Kianna	g	7-10	3-5	4-5	1	0	1	0	21	5	0	1	3	34	
00	Okonkwo, Amy		2-3	1-2	0-0	1	0	1	1	5	0	3	2	0	12	
01	Payne, Ryann		0-1	0-0	1-2	0	0	0	0	1	0	2	0	0	6	
05	Morris, Yummy		2-2	0-0	0-0	1	1	2	2	4	0	0	1	1	7	
11	Maley, Anneli		0-2	0-1	0-0	0	1	1	1	0	0	1	0	1	9	
21	Crain, Alexandria		0-2	0-1	0-0	0	0	0	0	0	1	1	0	0	9	
24	Vann, Dakota		3-7	1-4	1-2	0	1	1	1	8	3	4	1	2	19	
31	Hellessey, Ella		0-0	0-0	0-0	0	1	1	0	0	0	2	1	0	3	
Team						0	2	2								
Totals			26-48	5-15	15-27	11	20	31	10	72	15	22	9	18	200	
1st - FG %:		7-12	58.3%	2nd: 5-11	45.5%	3rd: 8-16	50.0%	4th: 6-9	66.7%	Game: 26-48	54.2%	Deadball				
3FG %:		1-6	16.7%	2-5	40.0%	1-2	50.0%	1-2	50.0%	5-15	33.3%	Rebounds				
FT %:		4-5	80.0%	3-4	75.0%	1-8	12.5%	7-10	70.0%	15-27	55.6%	Rebounds				

Officials: Dee Kantner, Brian Hall, Amy Bonner
 Technical fouls: SHSU-None. TCU-None.

Attendance: 1875

Score by periods	1st	2nd	3rd	4th	Total
SHSU	8	18	11	22	59
TCU	19	15	18	20	72

Points	In	Off	2nd	Fast	Bench
SHSU	26	22	9	6	19
TCU	32	32	15	8	18

Last FG - SHSU 4th-00:37, TCU 4th-02:41.

Largest lead - SHSU by 2 1st-08:46, TCU by 18 4th-09:18.

SHSU led for 00:55. TCU led for 37:51. Game was tied for 01:14.

Score tied - 0 times.
 Lead changed - 1 time.

Official Basketball Box Score -- Game Totals -- Final Statistics
Alcorn State vs TCU
12/29/18 2:00 p.m. at Schollmaier Arena (Fort Worth, Texas)

Alcorn State 31 • 1-11

#	Player		Total			3-Ptr		Rebounds			PF	TP	A TO Blk Stl			Min
			FG-FGA	FG-FGA	FT-FTA	Off	Def	Tot	PF	TP						
10	Bernard, Jamaysha	f	0-4	0-0	0-0	1	3	4	1	0	0	0	0	0	13	
33	Isler, Toddiana	f	2-7	0-1	0-0	0	5	5	3	4	1	5	0	1	29	
24	Brown, De'Asia	g	1-9	0-0	0-2	1	2	3	1	2	0	3	0	2	20	
30	Kirkland, Aysha	g	0-1	0-0	0-2	0	1	1	0	0	0	1	0	0	20	
32	Hargrove, Jada	g	2-9	0-1	0-0	0	3	3	0	4	4	2	0	1	27	
03	Patin, Rayven		0-0	0-0	0-0	0	0	0	0	0	1	1	0	0	11	
11	Hood, Alexia		1-2	1-1	0-0	0	2	2	0	3	0	4	0	0	11	
14	Youngthunder, Jasmin		0-0	0-0	2-2	1	0	1	1	2	0	0	0	0	2	
21	Hall, Diamond		1-3	0-0	5-6	2	6	8	4	7	1	4	0	0	19	
22	Clark, Kirdis		0-4	0-2	0-0	0	1	1	3	0	1	5	0	0	22	
42	Broughton, Bria		3-4	0-0	0-0	0	0	0	2	6	0	2	0	0	12	
45	Chambers, Jasmine		1-1	0-0	1-4	0	1	1	1	3	0	0	0	0	14	
	Team					4	2	6			3					
Totals			11-44	1-5	8-16	9	26	35	16	31	8	30	0	4	200	
1st FG %: 6-13 46.2%			2nd: 2-11 18.2%		3rd: 1-12 8.3%		4th: 2-8 25.0%		Game: 11-44 25.0%		Deadball					
3FG %: 0-0 0.0%			0-2 0.0%		0-0 0.0%		1-3 33.3%		1 10.0%		Rebounds					
FT %: 0 0.0%			5-10 50.0%		0-2 0.0%		3-4 75.0%		8-16 50.0%							

Official Basketball Box Score -- Game Totals -- Final Statistics
TCU vs Oklahoma St.
01/06/19 1:00 pm at Gallagher-Iba Arena (Stillwater, Okla.)

TCU 71 • 11-2

#	Player		Total		3-Ptr		Rebounds			PF	TP	A To Blk Stl			Min
			FG-FGA	FG-FGA	FT-FTA	Off Def Tot									
33	Akomolafe, Adeola	f	2-5	1-2	0-0	1	1	2	2	5	2	0	0	1	26
22	Moore, Jordan	c	11-17	0-0	4-8	5	4	9	4	26	0	2	3	2	32
15	Woods, Jayde	g	2-6	1-1	2-2	0	0	0	5	7	2	0	0	2	23
20	Heard, Lauren	g	3-9	0-1	5-8	2	2	4	2	11	3	4	0	3	27
25	Ray, Kianna	g	2-5	1-3	0-2	0	3	3	4	5	1	3	1	2	37
00	Okonkwo, Amy		3-10	1-2	1-1	1	6	7	2	8	1	2	0	0	20
01	Payne, Ryann		2-5	1-1	0-0	0	1	1	2	5	1	1	0	1	12
05	Morris, Yummy		0-0	0-0	0-0	0	0	0	2	0	0	0	0	0	2
24	Vann, Dakota		2-6	0-4	0-0	0	1	1	2	4	0	0	1	1	21
31	Hellessey, Ella		0-0	0-0	0-0	0	0	0	0	0	0	0	0	0	0+
Team						3	1	4				1			
Totals			27-63	5-14	12-21	12	19	31	25	71	10	13	5	12	200
1st - FG %:			4-13	30.8%	2nd: 7-18	38.9%	3rd: 9-15	60.0%	4th: 7-17	41.2%	Game: 27-63	42.9%	Deadball		
3FG %:			1-3	33.3%	2-5	40.0%	2-3	66.7%	0-3	0.0%	5-14	35.7%	Rebounds		
FT %:			4-4	100.0%	2-2	100.0%	1-8	12.5%	5-7	71.4%	12-21	57.1%			

Oklahoma St. 75 • 10-3

#	Player	Total		3-Ptr		Rebounds			PF	TP	A To Blk Stl				Min
		FG	FGA	FG	FGA	FT	FTA	Off			Def	Tot	A	To	
01	Kassidy De Lapp	f	2-2	0-0	0-0	2	3	5	4	4	1	1	0	2	19
12	Vivian Gray	f	8-20	0-2	11-13	3	5	8	1	27	0	2	1	0	39
14	Braxtin Miller	g	6-13	1-3	5-6	0	2	2	0	18	3	2	1	2	39
21	Ja'Mee Asberry	g	5-8	1-2	3-4	0	0	0	4	14	4	7	0	1	26
30	Maria Castro	g	3-5	2-4	0-0	1	6	7	2	8	1	2	0	0	22
10	Bryn Gerlich		0-1	0-0	0-0	0	0	0	0	0	0	1	0	0	2
15	Mariam Gnanou		0-1	0-0	0-0	1	3	4	4	0	1	0	1	0	14
20	Latashia Jones		1-1	0-0	0-2	1	6	7	2	2	1	2	0	0	12
23	Jaden Hobbs		0-0	0-0	2-2	0	1	1	1	2	2	1	0	0	20
25	Abbie Winchester		0-1	0-0	0-0	0	1	1	1	0	0	0	0	0	7
Team						3	3	6							
Totals			25-52	4-11	21-27	11	30	41	19	75	13	18	3	5	200
1st - FG %:		6-11	54.5%	2nd: 8-15	53.3%	3rd: 6-12	50.0%	4th: 5-14	35.7%	Game: 25-52	48.1%	Deadball Rebounds			
3FG %:		1-2	50.0%	3-5	60.0%	0-1	0.0%	10-14	71.4%	21-27	77.8%	3			
FT %:		6-6	100.0%	2-2	100.0%	3-5	60.0%								

Officials: Bill Larence, Julie Krommenhoek, Brian Garland

Technical fouls: TCU-None. Oklahoma St.-None.

Attendance: 2056

2018-19 Women's Basketball, Round: 0. Oklahoma St. vs TCU. Played at .

Score by periods	1st	2nd	3rd	4th	Total
TCU	13	18	21	19	71
Oklahoma St.	19	21	15	20	75

Last FG - TCU 4th-00:03, OSU 4th-01:28.

Largest lead - TCU by 2 1st-09:20, OSU by 18 2nd-05:16.

TCU led for 02:10, OSU led for 35:16. Game was tied for 02:34.

Points In Off 2nd Fast
TCU Paint T/O Chance Break Bench
OSU 26 26 17 7 17
20 6 12 4

Score tied - 7 times.
Lead changed - 7 times.

Official Basketball Box Score -- Game Totals -- Final Statistics
Baylor vs TCU
01/12/19 3:04 p.m. at Schollmaier Arena (Fort Worth, Texas)

Baylor 79 • 13-1, 3-0 Big 12

		Total		3-Ptr		Rebounds									
#	Player		FG-FGA	FG-FGA	FT-FTA	Off	Def	Tot	PF	TP	A	TO	Blk	Stl	Min
15	Cox, Lauren	f	6-13	1-4	1-2	1	6	7	1	14	5	3	2	2	34
21	Brown, Kalani	c	8-11	0-0	0-0	2	4	6	3	16	0	0	4	1	31
02	Richards, DiDi		3-5	0-0	1-2	1	1	2	2	7	3	1	0	2	20
20	Landrum, Juicy	g	9-16	3-5	2-3	0	8	8	2	23	5	2	1	1	39
24	Jackson, Chloe		3-7	0-0	0-0	0	1	1	3	6	7	1	0	0	32
01	Smith, NaLyssa	g	0-5	0-0	0-0	1	5	6	3	0	0	1	0	1	15
03	Oliver, Trinity		0-0	0-0	0-0	0	0	0	0	0	0	0	0	0	1
10	DeCosta, Aquira		0-0	0-0	0-0	0	0	0	0	0	0	1	0	0	1
12	Ursin, Moon		3-3	1-1	0-0	2	2	4	1	7	1	0	0	0	16
25	Egbo, Queen		2-6	0-0	2-2	0	2	2	4	6	0	1	1	0	10
51	Bickle, Caitlin		0-0	0-0	0-0	0	0	0	0	0	0	0	0	0	1
Team						3	2	5							
Totals			34-66	5-10	6-9	10	31	41	19	79	21	10	8	7	200
1st FG %:		7-14	50.0%	2nd: 9-20	45.0%	3rd: 11-19	57.9%	4th: 7-13	53.8%	Game: 34-66	51.5%	Deadball			
3FG %:		1-3	33.3%	0-4	0.0%	1-2	50.0%	2-2	100.0%	5-10	50.0%	Rebounds			
FT %:		1-2	50.0%	0-0	0.0%	1-2	50.0%	4-5	80.0%	6-9	66.7%				

TCU 55 • 11-4, 1-3 Big 12

#	Player		Total		3-Ptr		Rebounds			PF	TP	A TO Blk Stl				Min
			FG-FGA	FG-FGA	FT-FTA	Off	Def	Tot	A			TO	Blk	Stl		
00	Okonkwo, Amy	f	7-16	4-9	2-2	1	6	7	2	20	1	3	1	1	30	
33	Akomolafe, Adeola	f	0-0	0-0	0-0	0	1	1	3	0	1	1	0	0	14	
22	Moore, Jordan	c	3-13	0-1	5-10	4	6	10	2	11	1	4	0	3	36	
20	Heard, Lauren	g	3-4	0-0	3-5	1	5	6	0	9	4	5	0	0	26	
25	Ray, Kianna	g	5-11	3-7	0-0	1	1	2	1	13	1	2	1	1	35	
01	Payne, Ryann		0-4	0-1	0-0	0	0	0	1	0	0	2	0	0	11	
05	Morris, Yummy		0-0	0-0	2-2	1	0	1	1	2	1	0	1	0	6	
15	Woods, Jayde		0-2	0-1	0-0	0	1	1	3	0	2	2	0	2	18	
21	Crain, Alexandria		0-0	0-0	0-0	0	0	0	0	0	0	0	0	0	7	
24	Vann, Dakota		0-3	0-3	0-0	0	0	0	2	0	0	0	0	0	17	
Team						2	2	4								
Totals				18-53	7-22	12-19	10	22	32	15	55	11	19	3	7	200
1st - FG %:			3-11	27.3%	2nd: 0-10	0.0%	3rd: 5-15	33.3%	4th: 10-17	58.8%	Game: 18-53	34.0%	Deadball			
3FG %:			1-3	33.3%	0-4	0.0%	2-7	28.6%	4-8	50.0%	7-22	31.8%	Rebounds			
FT %:			2-4	50.0%	2-2	100.0%	4-6	66.7%	4-7	57.1%	12-19	63.2%	1,1			

Officials: Beverly Roberts, Felicia Grinter, Billy Smith

Technical fouls: Baylor-None. TCU-None.

Attendance: 3844

Score by periods	1st	2nd	3rd	4th	Total
Baylor	16	19	24	20	79
TCU	9	2	16	28	55

Last FG - BU 4th-01:58, TCU 4th-00:12.

Largest lead - BU by 35 3rd-00:35, TCU by 1 1st-08:34.

BU led for 38:03, TCU led for 00:16. Game was tied for 01:26.

Points In Off 2nd Fast
BU Paint T/O Chance Break Bench
TCU 48 26 17 16 13
20 8 14 4 2

Score tied - 0 times.
Lead changed - 1 time.

Official Basketball Box Score -- Game Totals -- Final Statistics
TCU vs Iowa State

01/09/19 6:35 p.m. at Hilton Coliseum - Ames, Iowa

TCU 54 • 11-3, 1-2

#	Player	Total		3-Ptr	Rebounds			PF	TP	A TO Blk Stl				Min	
		FG-GA	FG-GA	FT-FTA	Off	Def	Tot			A	TO	Blk	Stl		
11	Woods, Jayde	*	1-3	1-2	1-4	1	0	1	3	4	1	2	0	1	14
20	Heard, Lauren	*	2-11	2-6	2-2	0	2	2	2	8	2	3	0	0	29
22	Moore, Jordan	*	2-3	0-0	4-7	1	2	3	3	8	2	3	2	0	18
25	Ray, Kianna	*	3-10	1-3	3-5	1	4	5	3	10	1	1	1	0	32
33	Akomolafe, Adeola	*	1-7	0-4	0-0	0	1	1	2	2	0	2	0	2	22
00	Okonkwo, Amy		4-4	0-0	0-0	0	3	3	2	8	0	1	0	0	15
01	Payne, Ryann		2-7	0-1	0-2	0	2	2	1	4	1	4	0	1	21
05	Morris, Yummy		1-3	0-0	0-2	0	2	2	1	2	0	1	1	0	7
21	Crain, Alexandria		0-1	0-1	0-0	0	1	0	2	0	0	1	0	0	10
24	Vann, Dakota		1-3	1-2	2-2	0	1	1	3	5	0	0	0	2	22
31	Hellessey, Ella		1-5	1-5	0-0	0	1	1	0	3	0	0	1	0	10
Team						1	1	2				1			
Totals			18-57	6-24	12-24	5	19	24	22	54	7	19	5	6	200
1st - FG %:		5-19	26.3%	2nd: 3-12	25.0%	3rd: 6-12	50.0%	4th: 4-14	28.6%	Game: 18-57	31.6%	Deadball			
3FG %:		0-7	0.0%	1-4	25.0%	3-7	42.9%	2-6	33.3%	6-24	25.0%	Rebounds			
FT %:		0-0	0.0%	3-5	60.0%	6-11	54.5%	3-8	37.5%	12-24	50.0%	5,1			

Iowa State 92 • 13-2, 3-0 (#20)

Official Basketball Box Score -- Game Totals -- Final Statistics TCU vs Texas 01/19/19 1:02 P.M. at Austin, TX (Frank Erwin Center)

TCU 67 • 12-5, 2-4

#	Player	Total		3-Ptr		Rebounds			PF	TP	A	TO	Blk	Stl	Min
		FG-FGA	FG-FGA	FT-FTA	FT-FTA	Off	Def	Tot							
00	Okonkwo, Amy	f	6-13	2-7	4-4	0	6	6	3	18	1	0	0	2	31
33	Akomolafe, Adeola	f	0-3	0-3	0-0	0	0	0	3	0	0	1	0	1	14
22	Moore, Jordan	c	8-12	0-0	4-6	3	4	7	3	20	3	4	2	1	29
20	Heard, Lauren	g	2-4	1-3	0-0	1	0	1	4	5	3	3	0	1	26
25	Ray, Kianna	g	2-7	1-5	1-2	2	3	5	1	6	4	3	0	1	39
01	Payne, Ryann		0-5	0-2	1-2	3	1	4	0	1	0	1	0	0	9
05	Morris, Yummy		2-2	0-0	1-1	2	1	3	1	5	0	1	0	0	7
15	Woods, Jayde		3-8	0-2	6-8	1	1	2	4	12	1	3	0	1	31
21	Crain, Alexandria		0-3	0-1	0-0	1	0	1	2	0	0	0	0	0	12
24	Vann, Dakota		0-0	0-0	0-0	0	0	0	0	0	0	0	0	0	2
Team						3	2	5							
Totals			23-57	4-23	17-23	16	18	34	21	67	12	16	2	7	200
1st - FG %: 6-13 46.2% 2nd: 2-7 11.8% 3rd: 7-11 63.6% 4th: 8-16 50.0% Game: 23-57 40.4% Deadball Rebounds 4,2															
3FG %: 0-5 0.0% 2-9 22.2% 1-5 20.0% 4-23 17.4% 17-23 73.9%															
FT %: 6-7 85.7% 2-4 50.0% 4-4 100.0% 5-6 83.3% 4-6 66.7%															

Texas 73 • 15-3, 5-1

#	Player	Total		3-Ptr		Rebounds			PF	TP	A	TO	Blk	Stl	Min
		FG-FGA	FG-FGA	FT-FTA	FT-FTA	Off	Def	Tot							
24	Holmes, Joyner	f	7-12	1-1	2-4	1	3	4	3	17	3	6	2	0	28
40	White, Jatarie	c	2-7	0-0	3-4	1	0	1	3	7	1	3	0	0	19
01	Sutton, Sug	g	2-12	0-2	5-6	2	5	7	3	9	7	3	0	2	38
03	Williams, Danni	g	4-8	3-4	4-5	1	4	5	3	15	2	0	0	1	38
12	Underwood, Jada	g	0-2	0-0	0-0	2	0	2	2	0	1	0	0	1	24
04	Littleton, Destiny		4-7	1-2	2-4	0	2	2	2	11	2	2	0	2	29
11	Allen-Taylor, Joanne		0-1	0-1	0-0	0	2	2	1	0	1	0	0	0	3
14	Aborowa, Olamide		0-0	0-0	0-0	0	0	0	0	0	0	0	0	0	1
31	Warren, Audrey		0-1	0-0	0-0	1	1	2	2	0	0	0	0	0	4
35	Collier, Charli		5-6	1-1	3-4	2	3	5	3	14	0	0	1	0	16
Team						3	0	3							
Totals			24-56	6-11	19-27	13	20	33	24	73	17	14	3	6	200
1st - FG %: 4-15 26.7% 2nd: 8-14 57.1% 3rd: 8-16 50.0% 4th: 4-11 36.4% Game: 24-56 42.9% Deadball Rebounds 7															
3FG %: 2-4 50.0% 0-2 0.0% 4-4 100.0% 6-11 54.5% 19-27 70.4%															
FT %: 5-7 71.4% 2-4 50.0% 2-2 100.0% 10-14 71.4%															

Officials: Maj Forsberg, Brian Garland, Roy Gulbeyan
Technical fouls: TCU-None. Texas-None.
Attendance: 4105

Score by periods	1st	2nd	3rd	4th	Total
TCU	18	8	20	21	67
Texas	15	18	22	18	73

Points	In Paint	Off T/O	2nd Chance	Fast Break	Bench
TCU	34	11	7	4	18
UT	32	24	13	2	25

Last FG - TCU 4th-00:02, UT 4th-02:00.
Largest lead - TCU by 3 1st-00:39, UT by 15 3rd-02:19.
TCU led for 06:40, UT led for 30:26. Game was tied for 02:54.

Score tied - 4 times.
Lead changed - 7 times.

Official Basketball Box Score -- Game Totals -- Final Statistics Oklahoma vs TCU 01/22/19 8:03 p.m. at Schollmaier Arena (Fort Worth, Texas)

Oklahoma 71 • 5-12, 1-5 Big 12

#	Player	Total		3-Ptr		Rebounds			PF	TP	A	TO	Blk	Stl	Min
		FG-FGA	FG-FGA	FT-FTA	FT-FTA	Off	Def	Tot							
03	Simpson,Mandy	f	1-3	0-0	0-0	1	3	4	3	2	2	3	0	0	24
25	Williams,Madi	f	6-13	0-0	2-4	3	5	8	4	14	1	3	1	2	37
22	Llanusa,Ana	g	1-7	1-7	5-5	0	1	1	2	8	0	2	0	4	29
30	Robertson,Taylor	g	2-4	1-2	0-0	0	1	1	1	5	1	2	0	0	22
32	Veitenheimer,Tatum	g	0-1	0-0	0-0	2	1	3	0	0	2	4	0	0	14
00	Murcer,Jessi		5-8	3-3	0-0	0	4	4	1	13	3	2	0	2	26
12	Penzo,Gileysa		0-1	0-0	0-0	0	1	1	2	0	1	0	0	0	4
14	Pellington, Shaina		10-18	0-1	4-6	0	1	1	4	24	1	4	0	0	25
21	Lampkin,Nydia		0-0	0-0	0-0	0	0	0	0	0	0	0	1	0	3
24	Odimgbe,Ijeoma		1-1	0-0	3-4	2	2	4	4	5	0	0	4	1	16
Team						4	1	5							
Totals			26-56	5-13	14-19	12	20	32	21	71	11	21	6	9	200
1st - FG %: 5-13 38.5% 2nd: 4-10 40.0% 3rd: 10-19 52.6% 4th: 7-14 50.0% Game: 26-56 46.4% Deadball Rebounds 4,1															
3FG %: 0-2 0.0% 1-2 50.0% 2-4 50.0% 5-13 38.5% 14-19 73.7%															
FT %: 0-0 0.0% 1-2 50.0% 5-6 83.3% 4-5 80.0%															

TCU 86 • 13-5, 3-4 Big 12

#	Player	Total		3-Ptr		Rebounds			PF	TP	A	TO	Blk	Stl	Min
		FG-FGA	FG-FGA	FT-FTA	FT-FTA	Off	Def	Tot							
00	Okonkwo, Amy	f	6-16	2-7	2-2	1	5	6	2	16	1	3	1	3	32
33	Akomolafe, Adeola	f	2-8	0-0	2-2	2	3	5	2	6	6	1	1	1	29
22	Moore, Jordan	c	10-15	0-0	5-6	6	8	14	2	25	2	0	4	2	34
20	Heard, Lauren	g	6-9	3-5	3-4	3	0	3	4	18	6	2	0	2	23
25	Ray, Kianna	g	2-8	1-6	3-4	3	1	4	2	8	2	2	2	2	39
01	Payne, Ryann		0-1	0-0	0-0	0	0	0	1	0	0	0	0	0	4
05	Morris, Yummy		0-1	0-0	0-0	0	0	0	1	0	0	0	0	0	2
15	Woods, Jayde		3-5	0-1	4-4	1	0	1	2	10	3	1	0	2	30
21	Crain, Alexandria		0-0	0-0	0-0	0	0	0	1	0	0	0	0	0	1
24	Vann, Dakota		1-3	0-1	1-1	0	0	0	1	3	1	0	0	0	6
Team						1	2	3							
Totals			30-66	6-20	20-24	17	19	36	18	86	21	13	8	12	200
1st - FG %: 9-14 64.3% 2nd: 7-18 38.9% 3rd: 9-21 42.9% 4th: 5-13 38.5% Game: 30-66 45.5% Deadball Rebounds 2															
3FG %: 4-6 66.7% 0-5 0.0% 1-3 33.3% 1-6 16.7% 6-20 30.0%															
FT %: 0-0 0.0% 3-3 100.0% 5-7 71.4% 12-14 85.7%															

Officials: Lisa Jones, Michael McConnell, Amy Bonner
Technical fouls: Oklahoma-None. TCU-None.
Attendance: 1929

Score by periods	1st	2nd	3rd	4th	Total
Oklahoma	10	14	27	20	71
TCU	22	17	24	23	86

Points	In Paint	Off T/O	2nd Chance	Fast Break	Bench
Oklahoma	30	14	13	4	42
TCU	40	29	19	11	43

Last FG - OU 4th-01:24, TCU 4th-00:10.
Largest lead - OU None, TCU by 19 3rd-04:48.
OU led for 00:00, TCU led for 39:12. Game was tied for 00:48.

Score tied - 0 times.
Lead changed - 0 times.

Official Basketball Box Score -- Game Totals -- Final Statistics Kansas vs TCU 01/27/19 12:10 p.m. at Schollmaier Arena (Fort Worth, Texas)

Kansas 53 • 12-7, 1-6 Big 12

#	Player		Total			3-Ptr		Rebounds					PF	TP	A	TO	Blk	Stl	Min
			FG	F-GA	FT	FT-FTA	Off	Def	Tot										
04	De Carvalho, Mariane	f	0-8	0-3	1-2	1	0	1	2	1	0	1	0	1	0	1	20		
14	Richardson, Austin	f	2-5	0-2	0-0	1	3	4	5	4	0	4	0	0	0	20			
35	Helgren, Bailey	c	0-1	0-0	0-0	1	5	6	4	0	1	0	0	1	17				
00	Lyons, Christalah	g	5-12	1-3	4-4	2	2	4	4	15	6	3	0	1	32				
33	Kopotich, Kylee	g	7-15	3-8	2-2	3	5	8	0	19	2	4	0	6	39				
01	Lott, Chelsea		2-3	0-0	1-2	3	2	5	2	5	0	2	1	1	14				
02	Osoorio, Brianna		1-3	0-1	2-2	0	0	1	1	3	4	0	4	0	3	21			
05	Thomas, Aniya		1-7	0-2	1-2	1	0	1	1	3	0	1	0	1	0	16			
11	Ramalhlo, Niccolly		1-1	0-0	0-0	0	0	0	0	2	0	0	0	0	0	6			
21	Mitchell, Brooklyn		0-2	0-0	0-0	0	2	2	0	0	1	1	0	0	0	6			
31	Franklin, Brittany		0-0	0-0	0-0	0	1	1	1	0	0	1	0	0	0	6			
50	Boric, Sara		0-1	0-0	0-0	1	0	1	0	0	0	0	0	0	0	3			
	Team					3	0	1	4		2								
Totals			19-58	4-19	11-14	16	22	38	22	53	11	22	1	13	200				
1st - FG %: 5-13 38.5%			2nd: 3-12 25.0%			3rd: 6-19 31.6%			4th: 5-13 35.7%			Game: 19-58 32.8%			Deadball Rebounds				
FT %: 3-4 75.0%			3-4 75.0%			4-4 100.0%			1-2 50.0%			4-4 21.1%							
												11-14 78.6%							

Official Basketball Box Score -- Game Totals -- Final Statistics Oklahoma St. vs TCU 02/03/19 2:03 p.m. at Schollmaier Arena (Fort Worth, Texas)

Oklahoma St. 55 • 12-8, 3-6 Big 12

#	Player	Total		3-Ptr		Rebounds			PF	TP	A TO Blk Stl				Min
		FG-FGA	FG-FGA	FT-FTA	FT-FTA	Off	Def	Tot			A	TO	Blk	Stl	
12	Vivian Gray	f	6-13	1-5	8-9	2	5	7	3	21	2	2	1	0	36
20	Latashia Jones	f	0-0	0-0	0-0	0	3	3	1	0	1	2	0	0	10
01	Kassidy De Lapp	c	1-3	1-2	1-4	1	3	4	4	4	0	2	0	1	28
14	Braxtin Miller	g	3-14	1-6	1-2	0	2	2	3	8	3	2	0	1	38
21	Ja'Mee Asberry	g	2-7	1-5	0-0	0	2	2	2	5	2	2	1	1	22
10	Bryn Gerlich	g	2-3	1-1	0-0	1	2	3	0	5	0	2	0	1	15
15	Mariam Gnanou	g	1-3	0-0	0-0	0	0	0	1	2	0	1	0	1	7
23	Jaden Hobbs	g	2-2	2-2	0-0	1	0	1	2	6	1	0	0	0	18
24	Karli Wheeler	g	0-0	0-0	0-0	0	0	0	0	0	0	1	0	0	2
25	Abbie Winchester	g	0-0	0-0	0-0	0	1	1	1	0	0	0	0	0	5
30	Maria Castro	g	1-2	1-2	1-2	1	2	3	1	4	0	0	0	0	10
33	Clitan de Sousa	g	0-0	0-0	0-0	0	2	2	1	0	0	0	0	0	9
Team						1	3	4							
Totals			18-47	8-23	11-17	7	25	32	19	55	9	14	3	4	200
1st - FG %:		5-13	38.5%	2nd: 3-8	37.5%	3rd: 6-13	46.2%	4th: 4-13	30.8%	Game: 18-47	38.3%	Deadball			
3FG %:		2-8	25.0%	1-5	20.0%	3-4	75.0%	2-6	33.3%	8-23	34.8%	Rebounds			
FT %:		0-0	0.0%	0-2	0.0%	3-4	75.0%	8-11	72.7%	11-17	64.7%	Totals			

TCU 69 • 16-5, 6-4 Big 12

#	Player	Total		3-Ptr		Rebounds			PF	TP	A TO Blk Stl				Min
		FG-FGA	FG-FGA	FT-FTA	FT-FTA	Off	Def	Tot			A	TO	Blk	Stl	
00	Okonkwo, Amy	f	5-11	2-5	2-3	2	3	5	3	14	0	0	0	0	31
33	Akomolafe, Adeola	f	1-3	0-0	0-0	1	1	2	4	2	2	0	0	1	24
22	Moore, Jordan	c	8-18	0-0	4-5	12	4	16	4	20	1	2	1	2	33
20	Heard, Lauren	c	3-10	0-2	0-1	1	13	14	1	6	5	2	0	3	37
25	Ray, Kianna	g	6-18	3-12	2-2	0	1	1	1	17	2	2	0	0	39
15	Woods, Jayde	g	3-5	0-0	4-7	0	2	2	2	10	3	2	0	0	28
21	Crain, Alexandria	g	0-0	0-0	0-0	0	0	0	0	0	0	0	0	0	1
24	Vann, Dakota	g	0-1	0-0	0-0	1	1	2	1	0	1	0	0	0	7
Team						2	1	3			1				
Totals			26-66	5-19	12-18	19	26	45	16	69	14	9	1	6	200
1st - FG %:		9-20	45.0%	2nd: 7-17	41.2%	3rd: 4-14	28.6%	4th: 6-15	40.0%	Game: 26-66	39.4%	Deadball			
3FG %:		0-2	0.0%	2-7	28.6%	1-3	33.3%	2-7	28.6%	5-19	26.3%	Rebounds			
FT %:		1-1	100.0%	1-3	33.3%	7-9	77.8%	3-5	60.0%	12-18	66.7%	Totals			

Officials: Brenda Pantoja, Tiara Cruse, Marc Merritt
Technical fouls: Oklahoma St.-None. TCU-None.
Attendance: 2170

Score by periods	1st	2nd	3rd	4th	Total
Oklahoma St.	12	7	18	18	55
TCU	19	17	16	17	69

Points	In	Off	2nd	Fast	Bench
TCU	12	4	5	5	17
TCU	19	21	4	10	

Last FG - OSU 4th-00:25, TCU 4th-00:27.
Largest lead - OSU None, TCU by 21 3rd-07:16.
OSU led for 00:00, TCU led for 39:21. Game was tied for 00:39.

Score tied - 0 times.
Lead changed - 0 times.

Official Basketball Box Score -- Game Totals -- Final Statistics TCU vs Texas Tech 02/06/19 7:00 pm at United Supermarkets Arena (Lubbock, TX)

TCU 70 • 17-5, 7-4

#	Player	Total		3-Ptr		Rebounds			PF	TP	A TO Blk Stl				Min
		FG-FGA	FG-FGA	FT-FTA	FT-FTA	Off	Def	Tot			A	TO	Blk	Stl	
00	Okonkwo, Amy	f	5-14	3-5	1-2	2	2	4	4	14	0	1	1	1	24
33	Akomolafe, Adeola	f	0-1	0-0	1-2	1	3	4	2	1	0	0	0	1	23
22	Moore, Jordan	c	8-15	0-0	4-8	5	8	13	4	20	0	1	1	2	34
20	Heard, Lauren	c	3-15	0-5	3-4	1	5	6	3	9	5	0	0	0	33
25	Ray, Kianna	g	4-10	2-7	0-0	0	0	0	0	10	2	1	2	2	38
01	Payne, Ryann	g	1-2	1-1	0-0	1	1	2	0	3	1	1	0	1	8
15	Woods, Jayde	g	3-7	0-1	1-2	1	3	4	2	7	1	2	0	1	23
24	Vann, Dakota	g	2-2	1-1	1-2	1	3	4	3	6	0	2	0	0	17
Team						0	1	1							
Totals			26-66	7-20	11-20	12	26	38	18	70	9	8	4	8	200
1st - FG %:		7-14	50.0%	2nd: 5-18	27.8%	3rd: 8-18	44.4%	4th: 6-16	37.5%	Game: 26-66	39.4%	Deadball			
3FG %:		2-4	50.0%	2-5	40.0%	1-4	25.0%	2-7	28.6%	7-20	35.0%	Rebounds			
FT %:		1-2	50.0%	0-2	0.0%	2-5	40.0%	8-11	72.7%	11-20	55.0%	Totals			

Texas Tech 63 • 10-12, 1-10

#	Player	Total		3-Ptr		Rebounds			PF	TP	A TO Blk Stl				Min
		FG-FGA	FG-FGA	FT-FTA	FT-FTA	Off	Def	Tot			A	TO	Blk	Stl	
20	Brewer, Brittany	f	7-12	0-3	1-3	2	9	11	2	15	0	2	0	0	38
30	Sanders, Zuri	f	1-2	0-0	4-5	3	6	9	4	6	4	3	0	2	33
02	Goodson, Sydney	g	4-12	2-9	0-0	4	5	9	3	10	1	2	0	0	40
04	Carr, Chrislyn	g	7-25	1-9	2-2	1	4	5	3	17	3	3	0	0	35
23	Hayden, Angel	g	1-3	0-0	3-4	2	0	2	2	5	2	3	0	0	18
01	DeGrate, Erin	g	3-5	0-0	1-2	2	2	4	4	7	1	3	0	0	8
03	Sidney, Eryka	g	1-5	1-3	0-0	0	2	2	2	3	1	2	0	1	27
32	Stojasavljevic, Tiha	g	0-0	0-0	0-0	0	0	0	0	0	0	0	0	0	1
05	Shoals, Kiara	g	0-0	0-0	0-0	0	0	0	0	0	0	0	0	0	0+
Team						2	2	4							
Totals			24-64	4-24	11-16	16	30	46	20	63	12	18	0	3	200
1st - FG %:		6-16	37.5%	2nd: 9-15	60.0%	3rd: 5-15	33.3%	4th: 4-18	22.2%	Game: 24-64	37.5%	Deadball			
3FG %:		1-4	25.0%	3-8	37.5%	0-3	0.0%	0-9	0.0%	4-24	16.7%	Rebounds			
FT %:		1-1	100.0%	3-3	100.0%	7-12	58.3%	0-0	0.0%	11-16	68.8%	Totals			

Officials: Mark Zentz, Jesse Dickerson, Maj Forsberg
Technical fouls: TCU-None. Texas Tech-None.
Attendance: 2832

Score by periods	1st	2nd	3rd	4th	Total
TCU	17	12	19	22	70
Texas Tech	14	24	17	8	63

Last FG - TCU 4th-01:04, TTU 4th-00:25.
Largest lead - TCU by 7 1st-06:39, TTU by 15 3rd-04:29.
TCU led for 12:03, TTU led for 20:10. Game was tied for 07:47.

Score tied - 7 times.
Lead changed - 3 times.

Official Basketball Box Score -- Game Totals -- Final Statistics TCU vs Baylor 02/09/19 Noon at Waco, Texas (Ferrell Center)

TCU 71 • 17-6, 7-5

#	Player		Total		3-Ptr		Rebounds					PF	TP	A TO Blk Stl				Min
			FG-FGA	FG-FGA	FT-FTA	FT-FTA	Off	Def	Tot	A	TO			Blk	Stl			
00	Okonkwo, Amy	f	9-13	4-7	6-6	2	3	5	3	28	1	2	0	4	34			
33	Akomolafe, Adeola	f	0-1	0-0	0-2	1	0	1	4	0	0	1	0	0	15			
22	Moore, Jordan	c	2-6	0-0	2-4	0	1	1	4	6	0	4	0	2	24			
20	Heard, Lauren	g	3-8	0-1	3-7	1	2	3	1	9	3	1	0	1	28			
25	Ray, Kianna	g	1-8	1-8	2-3	1	2	3	3	5	3	2	0	0	31			
01	Payne, Ryann	g	2-4	0-0	1-3	0	1	1	0	5	0	0	0	1	14			
05	Morris, Yummy		0-1	0-0	4-4	1	4	5	0	4	0	1	0	0	12			
15	Woods, Jayde		3-4	1-1	3-4	1	2	3	4	10	0	4	0	0	19			
21	Crain, Alexandria		0-2	0-1	0-0	0	0	0	1	0	0	0	0	0	3			
24	Vann, Dakota		2-3	0-1	0-1	1	0	1	4	4	1	0	0	1	17			
31	Hellessey, Ella		0-1	0-1	0-0	0	0	0	0	0	0	0	0	0	3			
Team						3	1	4										
Totals			22-51	6-20	21-34	11	16	27	24	71	8	15	0	9	200			
1st - FG %:			6-16	37.5%	2nd: 4-11	36.4%	3rd: 6-14	42.9%	4th: 6-10	60.0%	Game: 22-51	43.1%	Deadball					
3FG %:			4-8	50.0%	1-3	33.3%	0-5	0.0%	1-4	25.0%	0-4	0.0%	Rebounds					
FT %:			4-5	80.0%	2-2	100.0%	4-12	33.3%	11-15	73.3%	21-34	61.8%						

AMY OKONKWO

Senior | 6'2" | Forward
Rancho Cucamonga, Calif. (Etiwanda HS/USC)



NOTES

- 2018-19 All-Big 12 Second Team and Preseason Katrina McClain Award Watch List (best PF in the nation)
- Three-time Academic All-Big 12 selection, including being named to the first team this year
- Ranks 24th among Big 12 players with a 13.2 scoring average and 15th with 6.2 rebounds per game
- Tied for the most points scored against Baylor in a game this year with a season-high 28 in Waco on Feb. 9
- Became 19th member of TCU's 1,000-points club vs. Texas Tech on Jan. 16 and now ranks 12th in school history with 1,246 points as a Horned Frog
- Big 12's student-athlete representative to NCAA autonomy governance, one of just three representatives from the conference; attended NCAA Convention to vote on proposed legislation
- Accepted into WBCA's "So You Want to Be a Coach" program, set for April 3-5 in Tampa Bay, Fla.
- Had a busy summer as she interned with the Dallas Wings WNBA team and participated in TCU's Purple with Purpose study-abroad program in the Dominican Republic

@AOKONKWO43 BY THE NUMBERS

84.6

Has made **84.6** percent of the free throws she has taken in her TCU career, good for second all-time in the school record book.

12.71

Has averaged **12.71** points per game in a Horned Frogs uniform, which places her ninth all-time in the TCU record book.

48

Has scored **48** points against Baylor this season, including a season-high 28 on Feb. 9 and 20 on Jan. 12. The 28-point effort ties for the best single-game output by a Baylor opponent this season.

PRODUCTION TRACKER

Category	2018-19	Career
Double-Figure Pts	24	70
15+ Pts	16	38
20+ Pts	3	13
Led Team in Pts	7	27
3+ 3-point FG	8	11
10+ Rebounds	5	13
Led Team in Rbs	9	30
Multiple Assists	4	20
5+ Assists	0	1
Multiple Steals	9	24
Multiple Blocks	2	8
Double-doubles	5	12
Fouled Out	0	2

TCU CAREER RECORD BOOK

Category	Stat	Rank
Free throw percentage	.846	2nd
3-point FG percentage	.369	8th
Field goal percentage	.483	8th
Scoring average	12.71	8th
Field goals made	452	10th
Rebounds	568	11th
Points	1,246	12th



CAREER HIGHS

Points	31	Hampton (12/20/17)	Field Goals	11	Hampton (12/20/17)
Rebounds	16	vs Texas (3/9/19)	FG Attempts	17 (2x)	last vs Texas (3/9/19)
Assists	5	at SMU (11/14/17)	3-Pointers	5	vs Kansas State (2/23/19)
Blocks	2 (8x) last Sam Houston State (12/20/18)	3PT Attempts	11	vs Kansas State (2/23/19)	
Steals	5 (2x) last Army (12/2/18)	Free Throws	10 (2x)	last at Kansas (12/31/17)	
Minutes	37	vs Texas (3/9/19)	FT Attempts	10 (3x)	last at Texas Tech (2/21/18)

2018-19 GAME-BY-GAME

Opponent	M	FG	3P	FT	Reb	F	A	TO	B	S	Pt
DUQUESNE*	29	6-11	2-3	2-2	3-8-11	2	1	3	1	1	16
MISS. VALLEY ST.*	10	5-7	0-2	3-3	2-2-4	2	0	1	0	0	13
SMU*	32	3-11	0-3	3-6	2-4-6	2	1	1	2	2	9
vs. BYU*	23	4-7	2-4	1-2	1-7-8	0	1	3	0	2	11
at San Diego State	14	6-9	0-0	0-0	3-1-4	3	0	0	0	1	12
at Ole Miss	28	8-12	2-5	1-1	2-9-11	1	2	1	1	0	19
ARMY	16	1-9	0-3	0-0	2-2-4	0	0	3	0	5	2
MONTANA STATE	8	2-2	1-1	1-2	1-0-1	2	1	2	1	0	6
SOUTHERN	17	1-5	1-3	0-0	1-2-3	1	3	2	0	0	3
SAM HOUSTON ST.	12	2-3	1-2	0-0	1-0-1	1	0	3	2	0	5
ALCORN STATE	17	6-12	3-6	2-2	2-3-5	2	1	0	0	1	17
WEST VIRGINIA	21	7-16	3-6	0-0	1-3-4	1	0	2	1	1	17
at Oklahoma State	20	3-10	1-2	1-1	1-6-7	2	1	2	0	0	8
at Iowa State	15	4-4	0-0	0-0	0-3-3	2	0	1	0	0	8
BAYLOR*	30	7-16	4-9	2-2	1-6-7	2	1	3	1	1	20
TEXAS TECH*	30	8-17	0-5	0-0	1-4-5	2	4	3	1	1	16
at Texas*	31	6-13	2-7	4-4	0-6-6	3	1	0	0	2	18
OKLAHOMA*	32	6-16	2-7	2-3	1-5-6	2	1	3	1	3	16
KANSAS*	23	3-8	1-3	4-4	1-2-3	0	0	4	0	0	11
at Kansas State*	26	5-11	2-6	4-4	1-3-4	4	1	3	0	0	16
OKLAHOMA ST.*	31	5-11	2-5	2-3	2-3-5	3	0	0	0	0	14
at Texas Tech*	24	5-14	3-5	1-2	2-2-4	4	0	1	1	1	14
at Baylor*	34	9-13	4-7	6-6	2-3-5	3	1	2	0	4	28
IOWA STATE*	34	6-14	1-4	4-5	4-9-13	3	1	3	0	2	17
at West Virginia	27	5-13	3-8	2-2	1-7-8	3	0	2	0	0	15
KANSAS STATE*	28	5-14	5-11	0-0	1-4-5	1	0	3	1	0	15
at Kansas*	20	2-6	0-2	0-0	0-9-9	3	0	2	0	0	4
at Oklahoma*	26	4-11	4-9	0-0	2-10-12	3	2	2	0	0	12
TEXAS*	32	5-12	2-4	2-2	1-5-6	3	0	1	0	1	14
vs Texas*	37	9-17	1-4	2-2	5-11-16	2	0	2	0	1	21
PRAIRIE VIEW A&M*	20	2-10	0-4	1-1	2-1-3	1	1	2	1	3	5
UT ARLINGTON*	26	7-11	1-4	4-4	1-7-8	2	0	2	0	1	19
at Arkansas											

CAREER

Season	gp-gs	min/avg	Total fg-fga	pct	3-Point fg-fga	pct	F-Throws ft-fa	pct	Rebounds off	def	tot	avg	pf	fo	ast	to	blk	stl	Scoring pts	avg
2014-15*	27-1	193/7.1	35-68	.515	0-5	.000	20-33	.606	26	32	58	2.1	21	0	5	7	4	7	90	3.3
2016-17	30-14	548/18.3	109-219	.498	19-55	.345	69-88	.784	45	119	164	5.5	72	2	31	57	8	33	306	10.2
2017-18	36-0	712/19.8	186-371	.501	28-72	.389	119-135	.881	76	131	207	5.8	74	0	34	66	16	30	519	14.4
2018-19	32-21	773/24.2	157-345	.455	53-144	.368	54-63	.857	50	147	197	6.2	65	0	24	62	14	33	421	13.2
TOTAL	98-35	2033/20.7	452-935	.483	100-271	.369	242-286	.846	171	397	568	5.8	211	2	89	185	38	96	1246	12.7
All*	125-36	2226/17.8	487-1003	.486	100-276	.362	262-319	.821	197	429	626	5.0	232	2	94	192	42	103	1336	10.7

* Statistics from prior team/school

BIG 12 ONLY

Season	gp-gs	min/avg	Total fg-fga	pct	3-Point fg-fga	pct	F-Throws ft-fa	pct	Rebounds off	def	tot	avg	pf	fo	ast	to	blk	stl	Scoring pts	avg
2016-17	18-16	469/26.1	31-100	.310	14-41	.341	29-42	.690	7	56	63	3.5	37	2	38	25	15	20	105	5.8
2017-18	17-9	473/27.8	44-119	.370	17-52	.327	28-41	.683	5	51	56	3.3	36	0	52	31	15	26	133	7.8
2018-19	18-18	670/37.2	63-174	.362	33-107	.308	19-32	.594	13	38	51	2.8	38	1	56	38	14	28	178	9.9
TOTAL	53-43	1612/30.4	138-393	.351	64-200	.320	76-115	.661	25	145	170	3.2	111	3	146	94	44	74	416	7.8

1 Ryann PAYNE | Fr. | 5'6" | G | Valencia, Calif. (Sierra Canyon HS)



CAREER HIGHS

Points	12	Montana State (12/8/18)	Field Goals	5	Montana State (12/8/18)
Rebounds	4	at Texas (1/19/19)	FG Attempts	12	Alcorn State (12/29/18)
Assists	5 (2x)	last Alcorn State (12/29/18)	3-Pointers	2	Montana State (12/8/18)
Blocks	--	--	3PT Attempts	3 (2x)	last Alcorn State (12/29/18)
Steals	4	Alcorn State (12/29/18)	Free Throws	3	vs Prairie View A&M (3/21/19)
Minutes	21	at Iowa State (1/9/19)	FT Attempts	6	vs Prairie View A&M (3/21/19)

NOTES

- One of four freshmen and six newcomers on the TCU roster for the 2018-19 season
- Made her collegiate debut against Duquesne, hitting a 3-pointer in the contest
- Had five points, five assists, three steals and two rebounds in 19 minutes vs MVSU
- Scored in double-digits for the first time in her career with 12 points in 13 minutes against Montana State, doing so on 5-of-7 shooting
- Had a career-high four steals and five assists in TCU's win over Alcorn State
- Rated a four-star prospect by Prospects Nation
- Part of Prospect Nation's Elite 150, ranked No. 30 at her position nationally, No. 112 overall in the nation and No. 12 in California
- Led Sierra Canyon High School to the California Interscholastic Federation (CIF) Division I quarterfinals, as well as the CIF-Southern Section (SS) Open Division quarterfinals, as a junior and senior
- Led team to CIF-SS Open Division semifinals & CIF Open Division playoffs as sophomore
- Named to CIF-SS All-Open Division team as a senior
- All-Los Angeles Times Team as a senior
- Los Angeles Daily News All-Area First Team as a junior and senior
- MVP of the Battle of the Valley Senior All-Star Game after scoring 34 points with nine rebounds and eight steals
- Averaged 15.1 points, 6.1 rebounds and 4.6 assists per game as a senior

MILESTONES

Category	Season (Career)
Double-Figure Pts	1 (1)
20+ Pts	0 (0)
Led Team in Pts	0 (0)
3+ 3-point FG	0 (0)
10+ Rebounds	0 (0)
Led Team in Rbs	0 (0)
5+ Assists	2 (2)
Double-doubles	0 (0)
Fouled Out	0 (0)

2018-19 GAME-BY-GAME

Opponent	M	FG	3P	FT	Reb	F	A	TO	B	S	Pt
DUQUESNE	7	1-2	1-1	0-0	0-1-1	0	0	1	0	0	3
MISS. VALLEY ST.	19	2-4	0-0	1-2	0-2-2	3	5	7	0	3	5
SMU	3	0-1	0-0	0-0	0-0-0	0	0	1	0	0	0
vs. BYU	2	0-0	0-0	0-0	0-1-1	0	0	0	0	0	0
at San Diego State	9	1-4	0-1	0-0	1-0-1	2	0	2	0	1	2
at Ole Miss	3	0-1	0-0	0-0	0-0-0	1	0	0	0	1	0
ARMY	9	0-4	0-1	0-0	0-2-2	0	1	1	0	1	0
MONTANA STATE	13	5-7	2-3	0-0	1-1-2	0	1	1	0	0	12
SOUTHERN	17	0-3	0-2	1-2	1-0-1	0	2	1	0	1	1
SAM HOUSTON ST.	6	0-1	0-0	1-2	0-0-0	0	0	2	0	0	1
ALCORN STATE	15	3-12	0-3	0-0	0-1-1	0	5	0	0	4	6
WEST VIRGINIA	4	1-1	0-0	0-0	0-2-2	0	0	0	0	0	2
at Oklahoma State	12	2-5	1-1	0-0	0-1-1	2	1	1	0	1	5
at Iowa State	21	2-7	0-1	0-2	0-2-2	1	1	4	0	1	4
BAYLOR	11	0-4	0-1	0-0	0-0-0	1	0	2	0	0	0
TEXAS TECH	9	1-2	0-0	0-0	0-0-0	2	0	1	0	0	2
at Texas	9	0-5	0-2	1-2	3-1-4	0	0	1	0	0	1
OKLAHOMA	4	0-1	0-0	0-0	0-0-0	1	0	0	0	0	0
KANSAS	9	0-4	0-2	0-0	0-1-1	1	2	1	0	1	0
at Kansas State	3	0-1	0-1	0-0	0-0-0	1	0	0	0	0	0
OKLAHOMA ST.		---DNP---									
at Texas Tech	8	1-2	1-1	0-0	1-1-2	0	1	1	0	1	3
at Baylor	14	2-4	0-0	1-3	0-1-1	0	0	0	0	1	5
IOWA STATE	2	0-1	0-0	0-0	0-1-1	0	0	0	0	0	0
at West Virginia	11	3-5	0-0	0-0	0-2-2	0	0	1	0	1	6
KANSAS STATE	1	0-3	0-1	0-0	0-0-0	2	0	0	0	0	0
at Kansas	3	0-0	0-0	1-2	0-1-1	1	0	1	0	0	1
at Oklahoma	1	0-0	0-0	0-0	0-0-0	1	0	0	0	0	0
TEXAS		---DNP---									
vs Texas	4	0-2	0-1	0-0	0-0-0	1	1	0	0	0	0
PRAIRIE VIEW A&M	14	1-6	0-2	3-6	2-1-3	0	2	0	0	0	5
UT ARLINGTON	6	0-1	0-0	2-2	0-0-0	0	0	1	0	0	2
at Arkansas											

Season	gp-gs	min/avg	Total fg-fga	pct	3-Point fg-fga	pct	F-Throws ft-fa	pct	Rebounds off	def	tot	avg	pf	fo	ast	to	blk	stl	pts	avg
2018-19	30-0	248/8.3	25-93	.269	5-24	.208	11-23	.478	9	22	31	1.0	20	0	22	30	0	17	66	2.2
TOTAL	30-0	248/8.3	25-93	.269	5-24	.208	11-23	.478	9	22	31	1.0	20	0	22	30	0	17	66	2.2

Season	gp-gs	min/avg	Total fg-fga	pct	3-Point fg-fga	pct	F-Throws ft-fa	pct	Rebounds off	def	tot	avg	pf	fo	ast	to	blk	stl	pts	avg
2018-19	16-0	121/7.6	12-45	.267	2-10	.200	3-9	.333	4	13	17	1.1	13	0	5	13	0	6	29	1.8
TOTAL	16-0	121/7.6	12-45	.267	2-10	.200	3-9	.333	4	13	17	1.1	13	0	5	13	0	6	29	1.8

2 Becky OBINMA | Fr. | 6'3" | C | Menifee, Calif. (Rosary Academy)



CAREER HIGHS

Points	--	--	Field Goals	--	--
Rebounds	--	--	FG Attempts	--	--
Assists	--	--	3-Pointers	--	--
Blocks	--	--	3PT Attempts	--	--
Steals	--	--	Free Throws	--	--
Minutes	--	--	FT Attempts	--	--

NOTES

- One of four freshmen and six newcomers on the TCU roster for the 2018-19 season
- Will redshirt during the 2018-19 season
- Rated a three-star prospect by Prospects Nation and ESPN
- Ranked No. 18 at her position nationally by ESPN
- Led Rosary Academy to California Interscholastic Federation (CIF) Division III championship as a junior after winning the CIF-Southern Section (SS) Division 2AA title
- Advanced to CIF-SS Division I second round as a senior
- CIF-SS Division 2AA Player of the Year after junior season; CIF-SS All-Division I after senior season
- Played in the North-South Orange County All-Star Game following senior season ... Averaged 13.4 points, 16.5 rebounds and 6.8 blocks per game as a senior
- Averaged 10.6 points per game as a junior
- Trinity League Champion in the 100-meter (11.95s) and 200-meter (24.92s) on the track as a sophomore

MILESTONES

Category	Season (Career)
Double-Figure Pts	0 (0)
20+ Pts	0 (0)
Led Team in Pts	0 (0)
3+ 3-point FG	0 (0)
10+ Rebounds	0 (0)
Led Team in Rbs	0 (0)
5+ Assists	0 (0)
Double-doubles	0 (0)
Fouled Out	0 (0)

2018-19 GAME-BY-GAME

Opponent	M	FG	3P	FT	Reb	F	A	TO	B	S	Pt
DUQUESNE											
MISS. VALLEY ST.											
SMU											
vs. BYU											
at San Diego State											
at Ole Miss											
ARMY											
MONTANA STATE											
SOUTHERN											
SAM HOUSTON ST.											
ALCORN STATE											
WEST VIRGINIA											
at Oklahoma State											
at Iowa State											
BAYLOR											
TEXAS TECH											
at Texas											
OKLAHOMA											
KANSAS											
at Kansas State											
OKLAHOMA ST.											
at Texas Tech											
at Baylor											
IOWA STATE											
at West Virginia											
KANSAS STATE											
at Kansas											
at Oklahoma											
TEXAS											
vs Texas											
PRAIRIE VIEW A&M											
UT ARLINGTON											
at Arkansas											

CAREER STATISTICS

Overall	GP-S	Min-Avg.	FG-A	.Pct	3FG-A	.Pct	FT-FTA	.Pct	O-D-T	Avg.	PF-D	A	TO	B	S	TP	Avg.
2018-19																	
TOTAL																	
BIG 12	GP-S	Min-Avg.	FG-A	.Pct	3FG-A	.Pct	FT-FTA	.Pct	O-D-T	Avg.	PF-D	A	TO	B	S	TP	Avg.
2018-19																	
TOTAL																	

5 Yummy MORRIS | Fr. | 6'3" | F | North Little Rock, Ark. (North Little Rock HS)



CAREER HIGHS

Points	13	Alcorn State (12/29/18)	Field Goals	4	Alcorn State (12/29/18)
Rebounds	9	Southern (12/18/18)	FG Attempts	6 (3x)	last Prairie View A&M (3/21/19)
Assists	1 (2x)	last Southern (12/18/18)	3-Pointers	--	--
Blocks	3 (3x)	Prairie View A&M (3/21/19)	3PT Attempts	--	--
Steals	3	Mississippi Valley State (11/11/18)	Free Throws	6	Southern (12/18/18)
Minutes	19	Prairie View A&M (3/21/19)	FT Attempts	10	Southern (12/18/18)

NOTES

- One of four freshmen and six newcomers on the TCU roster for the 2018-19 season
- Scored in double-digits with 10 points and six rebounds in the WNIT opener against Prairie View A&M
- Made her collegiate debut against Duquesne with two points and a rebound
- Had her first double-figure scoring game with 11 points, six rebounds, three blocks and three steals against Mississippi Valley State
- Narrowly missed her first career double-double with 12 points and 9 rebounds in just 18 minutes against Southern
- Set a career high with 13 points in TCU's win over Alcorn State
- Is studying fashion design and plans to develop her own clothing line
- Rated a four-star prospect by Prospects Nation and ESPN
- Part of the ESPN HoopGurlz 100, ranked No. 10 at her position nationally by ESPN, No. 74 overall in the nation and No. 2 in Arkansas
- Part of Prospect Nation's Elite 150, ranked No. 21 at her position nationally, No. 101 overall nationally and No. 2 in Arkansas
- Won Arkansas Activities Association (AAA) Class 7A state championships as a sophomore and senior at North Little Rock High School
- Also played in the title game as a junior and in the state semifinals as a freshman
- USA Today All-Arkansas First Team as a junior and senior

Season	gp-gs	min/avg	Total fg-fga pct	3-Point fg-fga pct	F-Throws ft-fa pct	Rebounds off def tot avg	pf	fo	ast	to	blk	stl	pts	avg
2018-19	23-0	165/7.2	24-50 .480	0-0 .000	30-41 .732	18 34 52 2.3	26	0	3	22	18	6	78	3.4
TOTAL	23-0	165/7.2	24-50 .480	0-0 .000	30-41 .732	18 34 52 2.3	26	0	3	22	18	6	78	3.4

BIG 12 ONLY

Season	gp-gs	min/avg	Total fg-fga pct	3-Point fg-fga pct	F-Throws ft-fa pct	Rebounds off def tot avg	pf	fo	ast	to	blk	stl	pts	avg
2018-19	10-0	44/4.4	4-11 .364	0-0 .000	7-9 .778	5 8 13 1.3	6	0	1	4	2	1	15	1.5
TOTAL	10-0	44/4.4	4-11 .364	0-0 .000	7-9 .778	5 8 13 1.3	6	0	1	4	2	1	15	1.5

MILESTONES

Category	Season (Career)
Double-Figure Pts	4 (4)
20+ Pts	0 (0)
Led Team in Pts	0 (0)
3+ 3-point FG	0 (0)
10+ Rebounds	0 (0)
Led Team in Rbs	3 (3)
5+ Assists	0 (0)
Double-doubles	0 (0)
Fouled Out	0 (0)

2018-19 GAME-BY-GAME

Opponent	M	FG	3P	FT	Reb	F	A	TO	B	S	Pt
DUQUESNE	4	1-2	0-0	0-0	0-1-1	1	0	2	0	0	2
MISS. VALLEY ST.	17	3-6	0-0	4-4	3-3-6	4	0	1	3	3	10
SMU	1	0-2	0-0	0-0	1-0-1	1	0	0	0	0	0
vs. BYU	3	0-0	0-0	0-0	0-1-1	1	1	2	0	0	0
at San Diego State	7	3-5	0-0	0-0	0-0-0	2	0	1	2	0	6
at Ole Miss	2	0-0	0-0	0-0	0-0-0	0	0	1	0	0	0
ARMY	12	0-2	0-0	3-4	1-4-5	0	0	1	2	0	3
MONTANA STATE	11	1-3	0-0	1-2	0-1-1	2	0	2	1	0	3
SOUTHERN	18	3-3	0-0	6-10	4-5-9	3	1	2	1	0	12
SAM HOUSTON ST.	7	2-2	0-0	1-1-2	2	0	0	1	1	1	4
ALCORN STATE	16	4-6	0-0	5-6	2-4-6	1	0	2	3	1	13
WEST VIRGINIA	2	1-3	0-0	0-0	1-0-1	0	0	0	0	0	2
at Oklahoma State	2	0-0	0-0	0-0	0-0-0	2	0	0	0	0	0
at Iowa State	7	1-3	0-0	0-2	0-2-2	1	0	1	1	0	2
BAYLOR	6	0-0	0-0	2-2	1-0-1	1	1	0	1	0	2
TEXAS TECH		---DNP---									
at Texas	7	2-2	0-0	1-1	2-1-3	1	0	1	0	0	5
OKLAHOMA	2	0-1	0-0	0-0	0-0-0	1	0	0	0	0	0
KANSAS		---DNP---									
at Kansas State	2	0-0	0-0	0-0	0-1-1	0	0	1	0	0	0
OKLAHOMA ST.		---DNP---									
at Texas Tech		---DNP---									
at Baylor	12	0-1	0-0	4-4	1-4-5	0	0	1	0	0	4
IOWA STATE	1	0-0	0-0	0-0	0-0-0	0	0	0	0	0	0
at West Virginia		---DNP---									
KANSAS STATE		---DNP---									
at Kansas	3	0-1	0-0	0-0	0-0-0	0	0	0	0	1	0
at Oklahoma		---DNP---									
TEXAS		---DNP---									
vs Texas		---DNP---									
PRAIRIE VIEW A&M	19	3-6	0-0	4-6	1-5-6	3	0	3	3	0	10
UT ARLINGTON	4	0-2	0-0	0-0	0-1-1	0	0	1	0	0	0
at Arkansas											

15 Jayde WOODS | Jr. | 6'1" | G | Yorba Linda, Calif. (Windward HS) / Oregon



CAREER HIGHS (*at Oregon)

Points	14 (2x)	last at New Mexico (3/22/18)	Field Goals	5 (3x)	last vs Texas (3/9/19)
Rebounds	8	at Texas A&M (12/6/17)	FG Attempts	12	vs Texas (3/9/19)
Assists	8	Iowa State (2/14/18)	3-Pointers	3 (2x)	last vs Texas (3/9/19)
Blocks	1 (10x)	last Kansas State (2/23/19)	3PT Attempts	7	vs Texas (3/9/19)
Steals	4	Kansas (1/27/19)	Free Throws	6 (2x)	last at Texas (1/19/19)
Minutes	36	vs Texas (3/9/19)	FT Attempts	8 (3x)	last at Texas (1/19/19)

NOTES

- Academic All-Big 12 Second Team selection this season
- Coming off one of her best games of the season in which she had a season-high 13 points and a career-high tying three 3-pointers, as well as six assists, vs. Texas
- Started in the season opener against Duquesne, recording two points, three assists and two rebounds in 20 minutes
- Played a career-high 35 minutes, scoring eight points, in TCU's win over SMU
- Had a season-high 12 points, including six from the free-throw line, at Texas
- Scored in double-digits the next game as well with 10 in a win over Oklahoma
- Played in 31 games with 27 starts as a sophomore in 2017-18
- Missed first four games of last season due to NCAA transfer rules
- Averaged 5.5 points and 3.0 rebounds in 22.2 minutes per game
- Ranked second on team and 13th in Big 12 with 2.9 assists per game
- Scored in double figures four times, including twice in the WNIT
- Had 12 points, seven rebounds and seven assists in TCU debut, a win over Arizona (Nov. 24)
- Had season-high 14 points at No. 3 Baylor (Feb. 10) and in the WNIT Third Round win over New Mexico (Mar. 22)

Season	gp-gs	min/avg	Total fg-fga pct	3-Point fg-fga pct	F-Throws ft-fa pct	Rebounds off def tot avg	pf	fo	ast	to	blk	stl	pts	avg
2016-17*	10-0	118/11.8	9-23 .391	1-2 .500	4-11 .364	5 10 15 1.5	19	0	11	7	2	7	23	2.3
2017-18	31-27	687/22.2	59-119 .496	8-20 .400	46-75 .613	27 66 93 3.0	72	2	92	72	6	22	172	5.5
2018-19	32-19	763/23.8	57-143 .399	12-44 .273	50-83 .602	21 58 79 2.5	70	2	78	69	2	31	176	5.5
TOTAL	63-46	1450/23.0	116-262 .443	20-64 .313	96-158 .608	48 124 172 2.7	142	4	170	141	8	53	348	5.5
All*	73-46	1568/21.5	125-285 .439	21-66 .318	100-169 .592	53 134 187 2.6	161	4	181	148	10	60	371	5.1

* Statistics from prior team/school

BIG 12 ONLY

Season	gp-gs	min/avg	Total fg-fga pct	3-Point fg-fga pct	F-Throws ft-fa pct	Rebounds off def tot avg	pf	fo	ast	to	blk	stl	pts	avg
2017-18	17-15	385/22.6	29-60 .483	5-12 .417	19-38 .500	12 32 44 2.6	45	1	49	40	4	12	82	4.8
2018-19	18-5	427/23.7	35-89 .393	7-25 .280	34-53 .642	11 24 35 1.9	45	2	36	42	1	18	111	6.2
TOTAL	35-20	812/23.2	64-149 .430	12-37 .324	53-91 .582	23 56 79 2.3	90	3	85	82	5	30	193	5.5

2018-19 GAME-BY-GAME

Opponent	M	FG	3P	FT	Reb	F	A	TO	B	S	Pt
DUQUESNE*	20	1-3	0-1	0-0	0-2-2	3	3	3	0	0	2
MISS. VALLEY ST.*	19	1-3	0-1	2-4	0-0-0	1	5	2	0	2	4
SMU*	35	1-4	0-2	6-8	3-3-6	2	4	7	1	0	8
vs. BYU*	24	2-4	0-0	0-1	0-5-5	4	1	2	0	1	4
at San Diego State*	25	2-5	0-1	1-4	1-3-4	2	0	0	0	2	4
at Ole Miss*	30	1-4	0-1	2-2	1-2-3	3	2	3	0	1	3
ARMY*	21	3-4	2-2	0-1	0-4-4	1	3	1	0	0	8
MONTANA STATE*	26	2-4	0-1	1-2	3-2-5	2	3	2	0	0	5
SOUTHERN*	21	0-1	0-1	0-0	0-1-1	0	3	0	0	2	0
SAM HOUSTON ST.*	26	1-2	0-0	2-4	0-3-3	2	3	1	0	3	4
ALCORN STATE*	14	1-4	0-1	0-0	1-2-3	1	3	2	0	2	2
WEST VIRGINIA*	31	3-5	1-2	2-2	0-3-3	1	3	3	0	0	9
at Oklahoma State*	23	2-6	1-1	2-2	0-0-0	5	2	0	0	2	7
at Iowa State*	14	1-3	1-2	1-4	1-0-1	3	1	2	0	1	4
BAYLOR	18	0-2	0-1	0-0	0-1-1	3	2	2	0	2	0
TEXAS TECH	12	0-1	0-0	0-0	0-1-1	2	2	2	0	1	0
at Texas	31	3-8	0-2	6-8	1-1-2	4	1	3	0	1	12
OKLAHOMA	30	3-5	0-1	4-4	1-0-1	2	3	1	0	2	10
KANSAS	27	1-2	0-0	1-4	1-0-1	2	0	4	0	4	3
at Kansas State	27	0-3	0-3	1-2	1-1-2	3	3	1	0	1	1
OKLAHOMA ST.	28	3-5	0-0	4-7	0-2-2	2	3	2	0	0	10
at Texas Tech	23	3-7	0-1	1-2	1-3-4	2	1	2	0	1	7
at Baylor	19	3-4	1-1	3-4	1-2-3	4	0	4	0	0	10
IOWA STATE*	26	3-9	2-3	0-0	0-3-3	5	3	3	0	0	8
at West Virginia*	25	2-9	0-1	3-4	1-1-2	1	1	1	0	1	7
KANSAS STATE	29	3-4	1-2	2-4	1-2-3	2	5	7	1	0	9
at Kansas	29	2-6	0-1	3-4	1-2-3	3	2	2	0	1	7
at Oklahoma	11	0-2	0-1	0-0	0-1-1	0	1	2	0	0	0
TEXAS	24	3-8	0-3	1-2	1-1-2	1	3	1	0	1	7
vs Texas*	36	5-12	3-7	0-0	1-1-2	3	6	1	0	0	13
PRAIRIE VIEW A&M*18	0-1	0-0	1-2	0-2-2	0	4	1	0	0	0	1
UT ARLINGTON*	21	2-3	0-1	1-2	0-4-4	1	2	2	0	0	5
at Arkansas											

20 Lauren HEARD | So. | 5'9" | G | Denton, Texas (Guyer HS)**CAREER HIGHS**

Points	27	Iowa State (2/13/19)	Field Goals	7	Iowa State (2/13/19)
Rebounds	14	Oklahoma State (2/3/19)	FG Attempts	20	Iowa State (2/13/19)
Assists	6 (4x)	last UTA (3/23/19)	3-Pointers	5	Iowa State (2/13/19)
Blocks	1 (3x)	last Montana State (12/8/18)	3PT Attempts	10	Iowa State (2/13/19)
Steals	8	at West Virginia (2/16/19)	Free Throws	8 (2x)	last Iowa State (2/13/19)
Minutes	40	Texas (3/5/19)	FT Attempts	11	at Oklahoma (3/2/19)

2018-19 GAME-BY-GAME

Opponent	M	FG	3P	FT	Reb	F	A	TO	B	S	Pt
DUQUESNE*	29	3-8	2-4	1-4	1-3-4	2	3	3	0	3	4
MISS. VALLEY ST.*	14	3-6	1-3	0-0	1-1-2	3	2	2	0	1	7
SMU*	34	2-9	1-5	4-8	0-1-1	3	5	1	1	2	9
vs. BYU*	33	4-10	2-5	2-2	0-2-2	1	2	1	0	1	12
at San Diego State*	24	0-2	0-2	6-8	0-2-2	3	2	0	0	0	6
at Ole Miss*	25	1-11	0-4	0-0	1-1-2	3	3	0	2	2	2
ARMY	24	3-7	3-5	0-0	0-3-3	1	4	3	0	1	9
MONTANA STATE*	30	4-10	2-4	0-1	0-7-7	2	3	1	1	2	10
SOUTHERN*	16	0-2	0-2	0-0	0-7-7	1	3	2	0	1	0
SAM HOUSTON ST.*	26	3-9	0-2	0-2	4-4-8	1	2	5	0	5	6
ALCORN STATE*	25	3-9	1-5	0-0	2-4-6	3	1	0	0	0	7
WEST VIRGINIA*	25	2-5	0-2	3-5	0-5-5	3	3	2	0	0	7
at Oklahoma State*	27	3-9	0-1	5-8	2-2-4	2	3	4	0	3	11
at Iowa State*	29	2-11	2-6	2-2	0-2-2	2	2	3	0	0	8
BAYLOR*	26	3-4	0-0	3-5	1-5-6	0	4	5	0	0	9
TEXAS TECH*	26	1-5	0-0	4-6	3-3-6	1	5	1	0	2	6
at Texas*	26	2-4	1-3	0-0	1-0-1	4	3	3	0	1	5
OKLAHOMA*	23	6-9	3-5	3-4	3-0-3	4	6	2	0	2	18
KANSAS*	29	2-5	0-1	1-1	0-4-4	2	2	4	0	0	5
at Kansas State*	35	6-14	3-9	5-6	0-5-5	2	5	4	0	6	20
OKLAHOMA ST.*	37	3-10	0-2	0-1	1-13-14	1	5	2	0	3	6
at Texas Tech*	33	1-15	0-5	3-4	1-5-6	3	5	0	0	0	9
at Baylor*	28	3-8	0-1	3-7	1-2-3	1	3	1	0	1	9
IOWA STATE*	35	7-20	5-10	8-10	1-5-6	1	1	3	0	3	27
at West Virginia*	34	3-11	0-1	6-10	0-3-3	4	6	4	0	8	12
KANSAS STATE*	33	0-9	0-3	6-8	1-3-4	5	3	4	0	2	6
at Kansas*	22	1-5	0-1	5-6	0-0-0	3	2	1	0	0	7
at Oklahoma*	33	3-8	0-2	6-11	1-7-8	2	4	3	0	4	12
TEXAS*	40	4-10	1-2	0-2	2-1-3	1	2	2	0	2	9
vs Texas*	30	1-6	1-2	2-4	2-0-2	1	3	2	0	1	5
PRAIRIE VIEW A&M*19	1-9	0-3	0-0	0-4-4	1	4	1	0	2	2	
UT ARLINGTON*	34	5-9	0-2	2-2	0-7-7	1	6	1	0	0	12
at Arkansas											

NOTES

- Ranks 13th among Big 12 players with an average of 3.3 assists this season, including at least three in 13 of the team's 18 Big 12 games
- Also stands fifth in the league with 58 total steals and 1.8 steals/game
- Played all 40 minutes for the first time in her career vs. Texas on 3/5/19
- Had eight steals at WVU, the most by a Big 12 player in a single-game this season
- Scored a career high with 27 points on 7-of-20 shooting, including a personal-best five 3-pointers and 8-of-10 on free throws, in TCU's win over #18 Iowa State
- Had an outstanding game at Kansas State in which she set or tied personal-bests in points (20), steals (6), minutes (35), field goals made (6) and 3-pointers made (3)
- Followed that up with a career-high 14 rebounds against Oklahoma State
- Started in the season opener against Duquesne, scoring four points on 3-8 shooting and recording four rebounds, three assists and three steals in 29 minutes
- Scored in double-digits for the first time this year with 12 against BYU in San Diego
- Came off the bench for the only time this season vs Army, tying her career-high with three 3-pointers
- Set a career-high with five steals and tied her personal-best with eight rebounds in a win over Sam Houston State
- Tied career highs in points (18), assists (6) and 3-pointers (3) in a win over Oklahoma on Jan. 22.
- Played in all 36 games as a true freshman with six starts
- Started in Big 12 wins over Texas Tech (Jan. 7) and No. 7 Texas (Jan. 10), as well as in TCU's final four WNIT games
- Averaged 6.2 points and 3.0 rebounds in 19.7 minutes per game
- Brother, Jerrod Heard, played football at Texas

Season	gp-gs	min/avg	Total fg-fga	pct	3-Point fg-fga	pct	F-Throws ft-fa	pct	Rebounds off	def	tot	avg	pf	fo	ast	to	blk	stl	Scoring pts	avg
2017-18	36-6	709/19.7	70-187	.374	20-61	.328	63-86	.733	26	81	107	3.0	75	0	61	56	1	37	223	6.2
2018-19	32-31	904/28.3	87-269	.323	28-102	.275	80-127	.630	29	111	140	4.4	67	1	107	73	2	58	282	8.8
TOTAL	68-37	1613/23.7	157-456	.344	48-163	.294	143-213	.671	55	192	247	3.6	142	1	168	129	3	95	505	7.4

BIG 12 ONLY

Season	gp-gs	min/avg	Total fg-fga	pct	3-Point fg-fga	pct	F-Throws ft-fa	pct	Rebounds off	def	tot	avg	pf	fo	ast	to	blk	stl	Scoring pts	avg
2017-18	18-2	365/20.3	38-100	.380	13-35	.371	27-36	.750	10	50	60	3.3	29	0	23	29	0	20	116	6.4
2018-19	18-18	541/30.1	54-162	.333	15-54	.278	63-96	.656	18	65	83	4.6	41	1	64	48	0	37	186	10.3
TOTAL	36-20	906/25.2	92-262	.351	28-89	.315	90-132	.682	28	115	143	4.0	70	1	87	77	0	57	302	8.4

MILESTONES

Category	Season (Career)
Double-Figure Pts	7 (13)
20+ Pts	1 (1)
Led Team in Pts	1 (3)
3+ 3-point FG	3 (3)
10+ Rebounds	1 (1)
Led Team in Rbs	1 (4)
5+ Assists	8 (10)
Double-doubles	0 (0)
Fouled Out	1 (1)

21 Alexandria CRAIN | Fr. | 5'9" | G | McKinney, Texas (Homeschooled)**CAREER HIGHS**

Points	11	Texas Tech (1/16/19)	Field Goals	4	Texas Tech (1/16/19)
Rebounds	3 (2x)	last Prairie View A&M (12/2/18)	FG Attempts	7	Southern (12/18/18)
Assists	4	Texas Tech (1/16/19)	3-Pointers	3	Texas Tech (1/16/19)
Blocks	1	Army (12/2/18)	3PT Attempts	3	Texas Tech (1/16/19)
Steals	1	Southern (12/18/18)	Free Throws	2 (2x)	last Army (12/2/18)
Minutes	19	Southern (12/18/18)	FT Attempts	2 (2x)	last Army (12/2/18)

2018-19 GAME-BY-GAME

Opponent	M	FG	3P	FT	Reb	F	A	TO	B	S	Pt
DUQUESNE	2	0-1	0-1	0-0	0-1-1	0	0	0	0	0	0
MISS. VALLEY ST.	16	1-3	0-0	2-2	1-1-2	1	0	0	0	0	4
SMU				---	DNP---						
vs. BYU	2	0-0	0-0	0-0	0-0-0	0	0	0	0	0	0
at San Diego State	5	0-1	0-1	0-0	0-0-0	1	0	1	0	0	0
at Ole Miss				---	DNP---						
ARMY	10	1-3	0-0	2-2	0-3-3	0	0	1	1	0	4
MONTANA STATE	4	1-1	1-1	0-0	0-1-1	1	0	0	0	0	3
SOUTHERN	19	2-7	1-1	0-0	1-1-2	0	0	0	0	1	5
SAM HOUSTON ST.	9	0-2	0-1	0-0	0-0-0	0	1	1	0	0	0
ALCORN STATE	14	2-4	1-2	0-0	0-1-1	1	1	0	0	0	5
WEST VIRGINIA	1	1-1	1-1	0-0	0-0-0	0	0	0	0	0	3
at Oklahoma State				---	DNP---						
at Iowa State	10	0-1	0-1	0-0	1-0-1	2	0	1	0	0	0
BAYLOR	7	0-0	0-0	0-0	0-0-0	0	0	0	0	0	0
TEXAS TECH	14	4-4	3-3	0-0	0-1-1	1	4	0	0	0	11
at Texas	12	0-3	0-1	0-0	1-0-1	2	0	0	0	0	0
OKLAHOMA	1	0-0	0-0	0-0	0-0-0	1	0	0	0	0	0
KANSAS				---	DNP---						
at Kansas State	3	0-1	0-1	0-0	0-0-0	0	0	0	0	0	0
OKLAHOMA ST.	1	0-0	0-0	0-0	0-0-0	0	0	0	0	0	0
at Texas Tech				---	DNP---						
at Baylor	3	0-2	0-1	0-0	0-0-0	1	0	0	0	0	0
IOWA STATE				---	DNP---						
at West Virginia				---	DNP---						
KANSAS STATE				---	DNP---						
at Kansas	1	0-1	0-0	0-0	0-0-0	1	0	0	0	0	0
at Oklahoma	1	0-0	0-0	0-0	0-0-0	0	0	0	0	0	0
TEXAS				---	DNP---						
vs Texas				---	DNP---						
PRAIRIE VIEW A&M	11	1-2	0-0	0-0	0-3-3	1	0	2	0	1	2
UT ARLINGTON	2	0-0	0-0	0-0	0-1-1	0	0	0	0	0	0
at Arkansas											

NOTES

- Made her collegiate debut against Duquesne, playing two minutes
- Tallied four points and two rebounds in 16 minutes against Mississippi Valley State
- Tied her career high with four points and added a personal-best three rebounds in TCU's win over Army in the Maggie Dixon Classic
- Hit her first career 3-pointer in a win over Montana State
- Set a new career high with five points on 2-of-7 shooting against Southern
- Hit a clutch 3-pointer in her first Big 12 game, a TCU win over West Virginia
- Was a perfect 4-of-4, including three 3-pointers, and finished with a career-high 11 points and four assists in TCU's win over Texas Tech on Jan. 16
- One of four freshmen and six newcomers on the TCU roster for the 2018-19 season
- Rated a three-star prospect by Prospects Nation and ESPN
- Played for Dallas Thunder, a basketball organization for home-schooled students that competes as part of the National Christian HomeSchool Championships (NCHC)
- Three-time NCHC All-American and Big South All-Region selection
- Big South Region Player of the Year and Offensive Player of the Year as a senior
- Helped Thunder to 18U Class 5A final and a Silver Ball title as a senior

Season	gp-gs	min/avg	Total fg-fga	pct	3-Point fg-fga	pct	F-Throws ft-fa	pct	Rebounds off	def	tot	avg	pf	fo	ast	to	blk	stl	Scoring pts	avg
2018-19	22-0	147/6.7	13-37	.351	7-15	.467	4-4	1.000	5	12	17	0.8	13	0	6	6	1	2	37	1.7
TOTAL	22-0	147/6.7	13-37	.351	7-15	.467	4-4	1.000	5	12	17	0.8	13	0	6	6	1	2	37	1.7

BIG 12 ONLY

Season	gp-gs	min/avg	Total fg-fga	pct	3-Point fg-fga	pct	F-Throws ft-fa	pct	Rebounds off	def	tot	avg	pf	fo	ast	to	blk	stl	Scoring pts	avg
2018-19	11-0	53/4.8	5-13	.385	4-8	.500	0-0	.000	2	1	3	0.3	8	0	4	1	0	0	14	1.3
TOTAL	11-0	53/4.8	5-13	.385	4-8	.500	0-0	.000	2	1	3	0.3	8	0	4	1	0	0	14	1.3

MILESTONES

Category	Season (Career)
Double-Figure Pts	1 (1)
20+ Pts	0 (0)
Led Team in Pts	0 (0)
3+ 3-point FG	1 (1)
10+ Rebounds	0 (0)
Led Team in Rbs	0 (0)
5+ Assists	0 (0)
Double-doubles	0 (0)
Fouled Out	0 (0)

22 JORDAN MOORE

Senior | 6'3" | Center
Round Rock, Texas (Stony Point HS)

THE BASKETBALL HALL OF FAME/WBCA

LISA LESLIE

AWARD



NOTES

- 2018-19 All-Big 12 First Team and All-Defensive Team selection
- 2018-19 Preseason Lisa Leslie Award Finalist (best center in the nation)
- Is one of just two players in the Big 12 (Brittany Brewer) ranked among the top-six in the league in scoring (6th, 16.2), rebounding (6th, 8.1), field-goal percentage (2nd, .591) and blocks (2nd, 2.3)
- Second in the Big 12 with 73 blocks (23rd NCAA) and 14th in the NCAA with a .591 field-goal percentage
- Is also among the Big 12 leaders in field goals made (6th - 199), free-throw attempts (2nd - 191), free-throws made (3rd - 120), total rebounds (5th - 266) and double-doubles (4th - 11)
- Is one of just four TCU players in history with 1,000+ points and 800+ rebounds
- Ranks first in TCU history with a .546 career field-goal percentage
- Is also second with 865 career rebounds and third with 237 career blocks

@JORJORBHOOPIN BY THE NUMBERS

2

One of just 2 players in the NCAA averaging 16.0+ points and 2.0 blocks per game while shooting 59.0% or higher this season. (Teaira McCowan-Mississippi State)

518

With 518 points this season, senior Jordan Moore has become just the eighth player in TCU history to reach the 500-point mark in a single season. It has now happened 10 times in all.

54.6

Has made 54.6% of the shots she has taken in her TCU career (576-of-1,054), which ranks her first in career field-goal percentage. She is also on pace to break the single-season record at 59.1%.

PRODUCTION TRACKER

Category	2018-19	Career
Double-Figure Pts	27	72
15+ Pts	20	40
20+ Pts	12	18
Led TCU in Pts	16	29
10+ Rebounds	11	25
15+ Rebounds	2	3
Led TCU in Rbs	21	63
Multiple Assists	11	26
Multiple Steals	12	25
Multiple Blocks	19	62
5+ Blocks	4	10
Double-doubles	11	20
Fouled Out	0	7

TCU CAREER RECORD BOOK

Category	Stat	Rank
Field-goal percentage	.546	1st
Rebounds	865	2nd
Blocks	237	3rd
Field-goals made	576	4th
Games started	107	7th
Points	1,478	7th



2018-19 GAME-BY-GAME

Opponent	M	FG	3P	FT	Reb	F	A	TO	B	S	Pt
DUQUESNE*	23	11-12	0-0	0-2	1-5-6	3	1	0	0	2	22
MISS. VALLEY ST.*	15	8-11	0-0	2-2	2-1-3	0	2	1	0	0	18
SMU*	17	5-6	0-0	1-2	2-3-5	4	0	1	4	0	11
vs. BYU*	35	3-10	0-0	4-6	4-3-7	3	2	1	1	0	10
at San Diego State*	23	7-18	0-0	3-3	4-4-8	2	0	2	1	1	17
at Ole Miss*	29	5-10	0-0	5-11	9-6-15	1	1	1	0	0	15
ARMY*	21	10-13	0-0	2-2	2-6-8	3	0	1	1	0	22
MONTANA STATE*	25	8-8	0-0	1-2	2-5-7	2	1	1	3	0	17
SOUTHERN*	22	8-9	0-0	7-10	1-2-3	0	0	1	3	1	23
SAM HOUSTON ST.*	28	7-8	0-0	5-8	4-6-10	1	0	1	3	1	19
ALCORN STATE*	18	2-4	0-0	1-4	1-5-6	1	2	2	2	0	5
WEST VIRGINIA*	20	5-8	0-0	1-1	3-1-4	2	0	2	3	0	11
at Oklahoma State*	32	11-17	0-0	4-8	5-4-9	4	0	2	3	2	26
at Iowa State*	18	2-3	0-0	4-7	1-2-3	3	2	3	2	0	8
BAYLOR*	36	3-13	0-1	5-10	4-6-10	2	1	4	0	3	11
TEXAS TECH*	27	5-11	0-0	0-5	3-5-8	1	2	1	5	1	10
at Texas*	29	8-12	0-0	4-6	3-4-7	3	3	4	2	1	20
OKLAHOMA*	34	10-15	0-0	5-6	6-8-14	2	2	0	4	2	25
KANSAS*	35	7-9	0-0	8-9	3-7-10	0	2	3	6	1	22
at Kansas State*	23	2-5	0-0	2-4	4-3-7	2	1	2	2	2	6
OKLAHOMA ST.*	33	8-18	0-0	4-5	12-4-16	4	1	2	1	2	20
at Texas Tech*	34	8-15	0-0	4-8	5-8-13	4	0	1	1	2	20
at Baylor*	24	2-6	0-0	2-4	0-1-1	4	0	4	0	2	6
IOWA STATE*	33	1-9	0-0	8-10	3-9-12	0	1	2	5	2	10
at West Virginia*	29	8-8	0-0	1-2	3-5-8	3	0	3	2	1	17
KANSAS STATE*	40	8-12	0-0	11-12	5-6-11	1	1	0	5	3	27
at Kansas*	35	11-15	0-0	6-9	4-5-9	1	1	2	3	0	28
at Oklahoma*	37	9-14	0-0	5-6	5-7-12	2	5	3	2	1	23
TEXAS*	36	6-14	0-0	3-8	2-6-8	1	2	2	3	2	15
vs Texas*	21	0-8	0-0	2-4	3-3-6	4	2	3	1	2	2
PRAIRIE VIEW A&M*	20	6-8	0-0	2-3	2-4-6	2	0	1	1	1	14
UT ARLINGTON*	30	5-8	0-0	8-12	8-6-14	2	1	3	1	1	18
at Arkansas											

CAREER HIGHS

Points	28 (2x)	last at Kansas (2/27/19)	Field Goals	14	Texas State (11/18/17)
Rebounds	16 (2x)	last Oklahoma State (2/3/19)	FG Attempts	18 (3x)	last Oklahoma State (2/3/19)
Assists	5	at Oklahoma (3/2/19)	3-Pointers	-	-
Blocks	7	Oral Roberts (11/11/17)	3PT Attempts	1 (2x)	last Baylor (1/12/19)
Steals	4 (2x)	last at New Mexico (3/22/18)	Free Throws	11	Kansas State (2/23/19)
Minutes	40	Kansas State (2/23/19)	FT Attempts	12	Kansas State (2/23/19)

CAREER

Season	gp-gs	min/avg	Total fg-fga	pct	3-Point fg-fga	pct	F-Throws ft-fga	pct	Rebounds off	def	tot	avg	pf	fo	ast	to	blk	stl	Scoring pts	avg
2015-16	33-21	621/18.8	84-174	.483	0-0	.000	75-108	.694	52	103	155	4.7	68	2	14	50	58	19	243	7.4
2016-17	29-19	556/19.2	102-202	.505	0-1	.000	46-85	.541	65	133	198	6.8	85	4	17	41	41	17	250	8.6
2017-18	36-35	864/24.0	191-341	.560	0-0	.000	85-129	.659	82	164	246	6.8	81	1	29	77	65	26	467	13.0
2018-19	32-32	882/27.6	199-337	.591	0-1	.000	120-191	.628	116	150	266	8.3	67	0	35	62	73	38	518	16.2
TOTAL	130-107	2923/22.5	576-1054	.546	0-2	.000	326-513	.635	315	550	865	6.7	301	7	95	230	237	100	1478	11.4

BIG 12 ONLY

Season	gp-gs	min/avg	Total fg-fga	pct	3-Point fg-fga	pct	F-Throws ft-fga	pct	Rebounds off	def	tot	avg	pf	fo	ast	to	blk	stl	Scoring pts	avg
2015-16	18-10	320/17.8	38-90	.422	0-0	.000	32-47	.681	20	58	78	4.3	45	2	5	33	27	9	108	6.0
2016-17	18-9	346/19.2	54-125	.432	0-1	.000	26-44	.591	42	82	124	6.9	60	3	10	26	23	9	134	7.4
2017-18	18-17	428/23.8	80-169	.473	0-0	.000	54-68	.794	46	72	118	6.6	37	0	16	41	28	10	214	11.9
2018-19	18-18	555/30.8	114-204	.559	0-1	.000	77-120	.642	71	91	162	9.0	39	0	24	40	49	27	305	16.9
TOTAL	72-54	1649/22.9	286-588	.486	0-2	.000	189-279	.677	179	303	482	6.7	181	5	55	140	127	55	761	10.6



2018-19 GAME-BY-GAME

Points	17*	vs. Southern Illinois (3/11/16)	Field Goals	8*	at Evansville (1/8/16)
Rebounds	8*	at Illinois State (1/24/16)	FG Attempts	15 (2x)*	last vs. Southern Illinois (3/11/16)
Assists	6 (2x)*	last at Illinois State (1/24/16)	3-Pointers	4 (2x)	last Alabama (12/17/17)
Blocks	6*	Central Michigan (11/25/15)	3PT Attempts	7	vs Arizona (11/24/17)
Steals	4*	at Wichita State (2/14/16)	Free Throws	4 (2x)	last vs Oklahoma (3/3/18)
Minutes	44*	at Wichita State (2/14/16)	FT Attempts	6 (2x)	last vs Oklahoma (3/3/18)

Opponent	M	FG	3P	FT	Reb	F	A	TO	B	S	Pt
DUQUESNE	14	0-4	0-3	0-0	0-2-2	1	1	1	0	0	0
MISS. VALLEY ST.	16	1-3	1-1	0-0	0-3-3	3	4	1	1	3	0
SMU	13	1-5	0-3	0-0	1-0-1	1	2	0	1	1	2
vs. BYU	6	0-1	0-0	0-0	0-1-1	0	0	0	0	0	0
at San Diego State	13	0-2	0-1	2-2	0-1-1	2	1	0	1	0	0
at Ole Miss	18	2-5	1-3	1-2	0-1-1	3	0	2	1	0	6
ARMY	21	1-3	0-1	0-0	0-1-1	1	0	1	0	0	2
MONTANA STATE	16	1-7	1-4	1-2	0-1-1	0	1	3	1	1	4
SOUTHERN	16	3-4	0-1	0-0	0-2-2	2	1	2	0	3	6
SAM HOUSTON ST.	19	3-7	1-4	1-2	0-1-1	1	3	4	1	2	8
ALCORN STATE	17	2-3	1-2	3-4	1-0-1	2	3	2	1	1	8
WEST VIRGINIA	27	0-6	0-4	0-0	0-2-2	3	2	0	2	0	0
at Oklahoma State	21	2-6	0-4	0-0	0-1-1	2	0	0	1	1	4
at Iowa State	22	1-3	1-2	2-2	0-1-1	3	0	0	2	5	5
BAYLOR	17	0-3	0-3	0-0	0-0-0	2	0	0	0	0	0
TEXAS TECH	13	1-4	0-2	0-0	1-1-2	0	1	1	0	1	2
at Texas	2	0-0	0-0	0-0	0-0-0	0	0	0	0	0	0
OKLAHOMA	6	1-3	0-1	1-1	0-0-0	1	1	0	0	0	3
KANSAS	24	2-3	0-0	3-5	1-2-3	3	1	3	0	2	7
at Kansas State	18	0-3	0-1	0-0	0-0-0	2	1	3	0	0	0
OKLAHOMA ST.	7	0-1	0-0	0-0	1-1-2	1	1	0	0	0	0
at Texas Tech	17	2-2	1-1	1-2	1-3-4	3	0	2	0	0	6
at Baylor	17	2-3	0-1	0-1	1-0-1	4	1	0	0	1	4
IOWA STATE	17	3-4	0-1	0-1	0-0-0	2	0	0	0	1	6
at West Virginia	9	1-3	0-0	0-0	1-2-3	5	0	0	0	2	2
KANSAS STATE	4	0-1	0-0	0-0	0-0-0	2	0	1	0	0	0
at Kansas	15	2-3	0-1	3-4	0-0-0	4	0	4	0	2	7
at Oklahoma	26	5-11	0-2	3-3	3-1-4	4	0	1	0	2	13
TEXAS	18	1-6	0-4	0-0	0-2-2	1	0	1	0	0	2
vs Texas	17	1-4	0-2	1-1	0-2-2	1	2	2	1	1	3
PRAIRIE VIEW A&M	13	1-1	0-0	0-0	0-1-1	0	2	1	0	0	2
UT ARLINGTON	18	1-2	0-0	3-3	0-2-2	3	1	1	1	1	5

MILESTONES

- Posted her best game of the season with a 13-point, 4-rebound effort at Oklahoma
 - Had a then season-high eight points in TCU's win over Sam Houston State
 - Tied that effort with eight points against Alcorn State in TCU's next game
 - Played in 33 games with 10 starts in the 2017-18 season, missing three games in December with injury
 - Averaged 4.8 points in 19.7 minutes per game
 - Scored in double figures four times, including season-high 16 points against Iowa State (Feb. 14, 2018)
 - Was third on the team with 31 made 3-pointers
 - Shot 35.6 percent (31-of-87) from deep with three or more 3-pointers in five games
 - Had 13 points, including three 3-pointers, in her hometown of Oklahoma City in TCU's Big 12 Championship quarterfinal win over Oklahoma (Mar. 3, 2018)
 - Shot 38.4 percent (56-of-146) on the season and 14-of-27 from the free throw line.
 - First team all-conference and all-region at Butler Community College in 2016-17
 - Led team with 14.3 points, 6.8 rebounds, 2.5 steals and 1.2 blocks per game
 - Shot nearly 43 percent from 3-point range, leading Butler and ranking second in the KJCCC
- | Category | Season (TCU Career) |
|-------------------|---------------------|
| Double-Figure Pts | 1 (1) |
| 20+ Pts | 0 |
| Led Team in Pts | 0 |
| 3+ 3-point FG | 0 |
| 10+ Rebounds | 0 |
| Led Team in Rbs | 0 |
| 5+ Assists | 0 |
| Double-doubles | 0 |
| Fouled Out | 1 |

Category	Season (TCU Career)
Double-Figure Pts	1 (16)
20+ Pts	0 (0)
Led Team in Pts	0 (3)
3+ 3-point FG	0 (7)
10+ Rebounds	0 (0)
Led Team in Rbs	0 (4)
5+ Assists	0 (2)
Double-doubles	0 (0)
Fouled Out	1 (5)

Season	Total				3-Point		F-Throws			Rebounds				Scoring							
	gp-gs	min/avg	fg-fga	pct	fg-fga	pct	ft-fta	pct	off	def	tot	avg	pf	fo	ast	to	blk	stl	pts	avg	
2015-16*	30-29	826/27.5	92-236	.390	21-69	.304	26-43	.605	29	83	112	3.7	90	4	33	65	35	36	231	7.7	
2017-18	33-10	654/19.8	56-146	.384	31-87	.356	14-27	.519	13	46	59	1.8	64	0	37	43	18	21	157	4.8	
2018-19	32-0	497/15.5	40-116	.345	7-52	.135	25-35	.714	11	34	45	1.4	62	1	27	36	12	27	112	3.5	
TOTAL	65-10	1151/17.7	96-262	.366	38-139	.273	39-62	.629	24	80	104	1.6	126	1	64	79	30	48	269	4.1	
All*	95-39	977/20.8	188-498	.378	59-208	.284	65-105	.619	53	163	216	2.3	216	5	97	144	65	84	500	5.3	

* Statistics from prior team/school

Statistics from prior team/school																				
BIG 12 ONLY					Total		3-Point		F-Throws		Rebounds				Scoring					
Season	gp-gs	min/avg	fg-fga	pct	fg-fga	pct	ft-fa	pct	off	def	tot	avg	pf	fo	ast	to	bik	sti	pts	avg
2017-18	17-1	284/16.7	21-66	.318	11-37	.297	5-9	.556	1	16	17	1.0	29	0	13	10	4	7	58	3.4
2018-19	18-0	280/15.6	23-65	.354	12-27	.074	13-19	.684	9	16	25	1.4	42	1	8	16	3	14	61	3.4
TOTAL	35-1	564/16.1	44-131	.336	13-64	.203	18-28	.643	10	32	42	1.2	71	1	21	26	7	21	119	3.4



2018-19 GAME-BY-GAME

Points	24	Texas Tech (1/16/19)	Field Goals	10	Texas Tech (1/16/19)
Rebounds	11 (2x)	last at West Virginia (1/13/18)	FG Attempts	19	Texas Tech (1/16/19)
Assists	10	Duquesne (11/6/18)	3-Pointers	6	SMU (11/18/18)
Blocks	4	Butler (11/30/16)	3PT Attempts	12	Oklahoma State (2/3/19)
Steals	5	Texas Tech (1/16/19)	Free Throws	8	vs Oklahoma (3/3/18)
Minutes	40 (6x)	last Texas (3/5/19)	FT Attempts	8 (5x)	last vs Oklahoma (3/3/18)

[illegible]

MILESTONES

- Three-time Academic All-Big 12 selection in her career, including being named to the first team this season
 - Fifth in the Big 12 and 48th in the NCAA with a 2.13 assist/turnover ratio
 - Is fifth in the league in both total steals (58) and steals/game (1.81)
 - Is 4th in the Big 12 with 2.22 3-PT FG made/game and 7th with a .368 3-point FG%
 - Also eighth in the Big 12 with 4.0 assists per game this year
 - Fifth in TCU record book with 87 career blocks
 - Had a career game in TCU's win over Texas Tech as she set new personal bests with 24 points on 10-of-19 shooting and five steals
 - Scored in double-digits in four consecutive games, including a career-high 23 points at San Diego State, after going 0-6 from the field in the season opener
 - Went 6-of-11 from beyond the arc vs. SMU to set a then-career high with 20 points
 - Tallied a career-high 10 assists in the season opener against Duquesne
 - Hit three 3-pointers and had five assists in TCU's win over Mississippi Valley State
 - Poured in 21 points on 7-of-10 shooting in a victory over Sam Houston State
 - 2017-18 All-Big 12 Honorable Mention
 - As a sophomore in 2017-18, played in 30 games with 18 starts, including the final eight games of the season
- | Category | Season (Career) |
|-------------------|-----------------|
| Double-Figure Pts | 16 (29) |
| 20+ Pts | 4 (4) |
| Led Team in Pts | 7 (7) |
| 3+ 3-point FG | 12 (14) |
| 10+ Rebounds | 0 (2) |
| Led Team in Rbs | 1 (7) |
| 5+ Assists | 11 (24) |
| Double-doubles | 0 (1) |
| Fouled Out | 1 (7) |

Category	Season (Career)
Double-Figure Pts	16 (29)
20+ Pts	4 (4)
Led Team in Pts	7 (7)
3+ 3-point FG	12 (14)
10+ Rebounds	0 (2)
Led Team in Rbs	1 (7)
5+ Assists	11 (24)
Double-doubles	0 (1)
Fouled Out	1 (7)

			Total		3-Point		F-Throws		Rebounds												Scoring	
Season	gp-gs	min/avg	fg-fga	pct	fg-fga	pct	ft-fa	pct	off	def	tot	avg	pf	fo	ast	to	bik	stl	pts	avg		
2016-17	30-28	774/25.8	64-171	.374	22-61	.361	50-71	.704	12	86	98	3.3	53	3	69	42	29	38	240	6.7		
2017-18	30-28	830/27.7	82-209	.392	29-91	.319	51-69	.739	11	100	111	3.7	70	3	109	64	30	42	244	8.1		
2018-19	32-32	1100/34.4	112-294	.381	71-193	.368	40-61	.656	17	77	94	2.9	59	1	128	60	28	58	339	10.5		
TOTAL	92-78	2704/29.4	258-674	.383	122-345	.354	141-201	.701	40	263	303	3.3	182	7	306	166	87	138	775	8.5		

BIG 12 ONLY			Total		3-Point		F-Throws		Rebounds									Scoring		
Season	gp-gs	min/avg	fg-fga	pct	fg-fga	pct	ft-fa	pct	off	def	tot	avg	pf	fo	ast	to	blk	stl	pts	avg
2016-17	18-6	469/26.1	31-100	.310	14-41	.341	29-42	.690	7	56	63	3.5	37	2	38	25	15	20	105	5.8
2017-18	17-9	473/27.8	44-119	.370	17-52	.327	28-41	.683	5	51	56	3.3	36	0	52	31	15	26	133	7.8
2018-19	18-18	670/37.2	63-174	.362	33-107	.308	19-32	.594	13	38	51	2.8	38	1	56	38	14	28	176	9.8
TOTAL	53-43	1612/30.4	138-393	.351	64-200	.320	76-115	.661	25	145	170	3.2	111	3	146	94	44	74	418	7.9

31 Ella HELLESSEY | Jr. | 6'2" | F | Dromana, Australia (Padua College)**CAREER HIGHS**

Points	11	Mississippi Valley State (11/11/18)	Field Goals	5	Mississippi Valley State (11/11/18)
Rebounds	8 (2x)	last Alcorn State (12/20/16)	FG Attempts	8	Mississippi Valley State (11/11/18)
Assists	4	Grambling (11/22/16)	3-Pointers	2	Prairie View A&M (3/21/19)
Blocks	2 (4x)	last Army (12/2/18)	3PT Attempts	5	at Iowa State (1/9/19)
Steals	1 (10x)	last UT Arlington (3/23/19)	Free Throws	2 (2x)	last Oklahoma (1/27/18)
Minutes	21	Mississippi Valley State (11/11/18)	FT Attempts	3	Alcorn State (12/20/16)

2018-19 GAME-BY-GAME

Opponent	M	FG	3P	FT	Reb	F	A	TO	B	S	Pt
DUQUESNE	1	0-0	0-0	0-0	0-1-1	0	0	0	0	0	0
MISS. VALLEY ST.	21	5-8	1-2	0-0	1-5-6	2	1	2	2	0	11
SMU	2	0-0	0-0	0-0	0-0-0	0	0	0	0	0	0
vs. BYU	5	1-3	0-1	0-0	0-0-0	0	0	0	0	0	2
at San Diego State	4	0-1	0-1	0-0	0-0-0	1	0	0	0	0	0
at Ole Miss					---DNP---						
ARMY	16	1-3	0-2	0-0	1-3-4	1	1	1	2	0	2
MONTANA STATE	2	0-1	0-1	0-0	0-0-0	0	0	1	0	0	0
SOUTHERN	6	0-1	0-0	0-0	0-0-0	0	0	0	1	0	0
SAM HOUSTON ST.	3	0-0	0-0	0-0	0-1-1	0	0	2	1	0	0
ALCORN STATE	11	1-5	0-2	0-0	3-3-6	2	1	0	1	0	2
WEST VIRGINIA					---DNP---						
at Oklahoma State	0+	0-0	0-0	0-0	0-0-0	0	0	0	0	0	0
at Iowa State	10	1-5	1-5	0-0	0-1-1	0	0	0	1	0	3
BAYLOR					---DNP---						
TEXAS TECH	3	0-1	0-0	0-0	0-1-1	0	2	0	0	0	0
at Texas					---DNP---						
OKLAHOMA					---DNP---						
KANSAS					---DNP---						
at Kansas State					---DNP---						
OKLAHOMA ST.					---DNP---						
at Texas Tech					---DNP---						
at Baylor	3	0-1	0-1	0-0	0-0-0	0	0	0	0	0	0
IOWA STATE					---DNP---						
at West Virginia					---DNP---						
KANSAS STATE					---DNP---						
at Kansas	1	0-0	0-0	0-0	0-1-1	0	0	0	0	0	0
at Oklahoma					---DNP---						
TEXAS					---DNP---						
vs Texas					---DNP---						
PRAIRIE VIEW A&M	15	3-5	2-3	0-0	2-2-4	0	0	3	1	1	8
UT ARLINGTON	2	1-2	0-0	0-0	1-0-1	0	0	0	0	1	2
at Arkansas											

NOTES

- Three-time Academic All-Big 12 selection in her career, including being named to the first team this season
- Hit a pair of 3-pointers and finished with eight points, four rebounds, one block and a steal in TCU's first-round win over Prairie View A&M
- Set a career-high with 11 points on 5-of-8 shooting in a personal-best 21 minutes against Mississippi Valley State on Nov. 11
- Played in 19 games, all off the bench, as a sophomore
- Averaged 2.3 points in 5.2 minutes per game
- Shot 45.0 percent (18-of-40) from the field, 6-of-15 from 3-point range and 2-of-2 from the free throw line.
- Is an environmental science major who want to work in animal conservation
- Her favorite animal is the dingo
- Tremendous fan of the Harry Potter series; has a cat named 'Crookshanks'
- Ninth Australian coached by Raegan Pebley in her 15 seasons as a head coach (first at TCU)
- Part of 2017 recruiting class that was ranked as best in TCU history
- Played in front of family and friends during TCU's trip to Australia in August of 2017

MILESTONES

Category	Season (Career)
Double-Figure Pts	1 (2)
20+ Pts	0 (0)
Led Team in Pts	0 (0)
3+ 3-point FG	0 (0)
10+ Rebounds	0 (0)
Led Team in Rbs	0 (0)
5+ Assists	0 (0)
Double-doubles	0 (0)
Fouled Out	0 (0)

Season	gp-gs	min/avg	Total fg-fga pct	3-Point fg-fga pct	F-Throws ft-fa pct	Rebounds off def tot avg	pf fo ast to blk stl	Scoring pts avg
2016-17	17-0	97/5.7	14-28 .500	1-6 .167	3-5 .600	7 21 28 1.6	12 0 7 8 5 4	32 1.9
2017-18	19-0	98/5.2	18-40 .450	6-15 .400	2-2 1.000	7 19 26 1.4	6 0 7 10 5 4	44 2.3
2018-19	17-0	105/6.2	13-36 .361	4-18 .222	0-0 .000	8 18 26 1.5	6 0 5 9 9 2	30 1.8
TOTAL	53-0	300/5.7	45-104 .433	11-39 .282	5-7 .714	22 58 80 1.5	24 0 19 27 19 10	106 2.0

BIG 12 ONLY

Season	gp-gs	min/avg	Total fg-fga pct	3-Point fg-fga pct	F-Throws ft-fa pct	Rebounds off def tot avg	pf fo ast to blk stl	Scoring pts avg
2016-17	8-0	22/2.8	0-3 .000	0-2 .000	0-0 .000	0 3 3 0.4	2 0 0 2 0 1	0 0.0
2017-18	10-0	41/4.1	8-19 .421	3-7 .429	2-2 1.000	3 4 7 0.7	2 0 0 4 1 1	21 2.1
2018-19	5-0	17/3.4	1-7 .143	1-6 .167	0-0 .000	0 3 3 0.6	0 0 2 0 1 0	3 0.6
TOTAL	23-0	80/3.5	9-29 .310	4-15 .267	2-2 1.000	3 10 13 0.6	4 0 2 6 2 2	24 1.0

33 Adeola AKOMOLAFE | Jr. | 6'3" | F | El Paso, Texas (El Dorado HS)**CAREER HIGHS**

Points	15 (2x)	last Alcorn State (12/29/18)	Field Goals	7 (2x)	last Alcorn State (12/29/18)
Rebounds	13	Alcorn State (12/20/16)	FG Attempts	9	Southern (12/18/18)
Assists	6	Oklahoma (1/22/19)	3-Pointers	1 (2x)	last Texas (1/10/18)
Blocks	3	vs Oklahoma (3/3/18)	3PT Attempts	4	at Iowa State (1/9/19)
Steals	5	Oklahoma (2/25/17)	Free Throws	4 (4x)	last Northwestern State (12/17/17)
Minutes	33	at Kansas State (1/30/19)	FT Attempts	6	Incarne Word (11/11/16)

2018-19 GAME-BY-GAME

Opponent	M	FG	3P	FT	Reb	F	A	TO	B	S	Pt
DUQUESNE	21	1-2	0-1	0-2	1-1-2	3	1	0	0	0	2
MISS. VALLEY ST.	17	2-3	1-2	0-0	2-1-3	1	3	0	1	0	5
SMU	22	1-3	0-2	1-3	0-1-1	3	0	0	0	1	3
vs. BYU	12	0-2	0-1	0-0	0-2-2	2	0	1	1	0	0
at San Diego State	17	1-2	0-0	0-0	2-2-4	2	5	0	1	0	2
at Ole Miss	12	1-2	0-0	0-0	0-0-0	4	1	2	0	0	2
ARMY*	13	0-3	0-1	0-0	2-1-3	3	2	1	0	0	0
MONTANA STATE*	28	3-4	0-1	0-3	2-3-5	3	5	0	2	1	6
SOUTHERN*	13	6-9	0-1	0-1	5-3-8	2	0	1	0	1	12
SAM HOUSTON ST.*	21	1-2	0-0	0-4	0-1-1	1	1	2	0	2	4
ALCORN STATE*	24	7-8	0-0	1-3	7-4-11	1	4	0	1	4	15
WEST VIRGINIA*	31	2-4	0-0	1-2	2-5-7	5	5	2	2	1	5
at Oklahoma State*	26	2-5	1-2	0-0	1-1-2	2	2	0	0	1	5
at Iowa State*	22	1-7	0-4	0-0	0-1-1	2	0	2	0	2	2
BAYLOR*	14	0-0	0-0	0-0	0-1-1	3	1	1	0	0	0
TEXAS TECH*	26	2-4	0-1	3-5	3-2-5	4	1	2	0	1	7
at Texas*	14	0-3	0-3	0-0	0-0-0	3	0	1	0	1	0
OKLAHOMA*	29	2-8	0-0	2-2	2-3-5	2	6	1	1	1	6
KANSAS*	13	0-2	0-0	0-0	1-3-4	4	1	1	1	0	0
at Kansas State*	33	1-3	0-0	0-0	1-2-3	0	1	0	0	4	2
OKLAHOMA ST.*	24	1-3	0-0	0-0	1-1-2	4	2	0	0	1	2
at Texas Tech*	23	0-1	0-0	1-2	1-3-4	2	0	0	0	1	1
at Baylor*	15	0-1	0-0	0-2	1-0-1	4	0	1	0	0	0
IOWA STATE	15	2-3	0-0	1-1	0-4-4	2	2	1	2	1	5
at West Virginia*	27	1-2	0-0	0-0	2-0-2	3	0	1	1	2	2
KANSAS STATE*	27	0-1	0-0	3-6	2-2-3	3	2	0	0	3	3
at Kansas*	32	2-5	0-1	0-0	0-5-5	2	3	1	0	3	4
at Oklahoma*	27	3-6	0-0	0-0	2-2-4	1	0	1	0	0	6
TEXAS*	10	0-2	0-0	0-0	1-0-1	1	0	0	1	0	0
vs Texas	18	4-8	0-1	0-0	3-2-5	1	0	1	1	1	8
PRAIRIE VIEW A&M	23	1-2	0-0	2-3	1-2-3	1	2	2	1	1	4
UT ARLINGTON	21	2-4	0-0	0-0	1-1-2	3	0	1	1	0	4
at Arkansas											

NOTES

- 2018-19 Preseason All-Big 12 Honorable Mention
- Three-time Academic All-Big 12 selection in her career
- Made her first start of the season against Army in the Maggie Dixon Classic
- Started again against Montana State, finishing with 6 points, 5 rebounds, 5 assists, two blocks and a steal
- Was 6-of-9 from the floor and finished with season highs in both points (12) and rebounds (8) against Southern
- Had her second career double-double with 15 points, 11 rebounds vs. Alcorn State
- Opened Big 12 play with five points, seven rebounds, five assists and two blocks vs. West Virginia
- Set career high with 6 assists in TCU's win over Oklahoma on Jan. 22
- Played in all 36 games with 22 starts, including the final eight games of the season last year
- Averaged 2.8 points and 2.9 rebounds per game in 13.6 minutes per game and shot 58.0 percent (40-of-69) from the field
- Played in every game with nine starts in 2016-17 season
- Posted first career double-double against Alcorn State on Dec. 20, 2016

MILESTONES

Category	Season (Career)
Double-Figure Pts	2 (5)
20+ Pts	0 (0)
Led Team in Pts	0 (0)
3+ 3-point FG	0 (0)
10+ Rebounds	1 (3)
Led Team in Rbs	2 (7)
5+ Assists	3 (4)
Double-doubles	1 (2)
Fouled Out	1 (2)












Season	gp-gs	min/avg	Total fg-fga pct	3-Point fg-fga pct	F-Throws ft-fa pct	Rebounds off def tot avg	pf fo ast to blk stl	Scoring pts avg
2015-16	5-0	59/11.8	6-17 .353	0-2 .000	2-4 .500	6 6 12 2.4	11 0 2 2 3 4	14 2.8
2016-17	30-9	437/14.6	28-68 .412	0-0 .000	26-35 .743	49 66 115 3.8	67 0 23 34 18 14	82 2.7
2017-18	36-22	491/13.6	40-69 .580	2-2 1.000	20-28 .714	35 69 104 2.9	76 1 41 19 21 12	102 2.8
2018-19	32-22	670/20.9	49-114 .430	2-21 .095	17-39 .436	46 59 105 3.3	77 1 50 26 17 33	117 3.7
TOTAL	103-53	1657/16.1	123-268 .459	4-25 .160	65-106 .613	136 200 336 3.3	231 2 116 81 59 63	315 3.1

BIG 12 ONLY

Season	gp-gs	min/avg	Total fg-fga pct	3-Point fg-fga pct	F-Throws ft-fa pct	Rebounds off def tot avg	pf fo ast to blk stl	Scoring pts avg
2016-17	18-7	284/15.8	9-35 .257	0-0 .000	16-22 .727	25 31 56 3.1	44 0 12 24 11 14	34 1.9
2017-18	18-11	250/13.9	13-30 .433	2-2 1.000	6-9 .667	18 38 56 3.1	50 1 18 10 7 8	34 1.9
2018-19	18-17	408/22.7	19-60 .317	1-11 .091	11-20 .550	20 35 55 3.1	47 1 26 15 8 22	50 2.8
TOTAL	54-35	942/17.4	41-125 .328	3-13 .231	33-51 .647	63 104 167 3.1	141 2 56 49 26 44	118 2.2

2018-19	PPG	FG	3FG	FT	3FG/G	RPG	APG	TOPG	SPG	BPG
TCU	68.8	.421	.304	.642	6.0	37.8	15.5	15.3	9.7	5.6
Big 12 Rank	7	6	8	9	7	8	3	7	1	2
Opponents	60.6	.388	.314	.682	5.2	36.4	13.1	17.9	7.7	3.6
Big 12 Rank	3	5	6	--	--	4	--	1	--	--

- TCU has recorded back-to-back 20-win seasons for the first time since the 2009-10/2010-11 campaigns
 - The Frogs are playing in the postseason for the fourth time in Pebley's five seasons
 - Leads the Big 12 in turnovers forced per game (17.94) and steals (9.7) and is second in blocks per game (5.6)
 - TCU has forced 15+ turnovers in 20 games this season, including 11 times in Big 12 play
 - Ranks 7th in the NCAA with 5.6 blocks per game (seven different players with 9+ blocks this season)
 - Is third in the Big 12 (52nd NCAA) with 15.5 assists per game and fourth in assist/turnover ratio (1.02)
 - Third in the Big 12 in scoring defense, allowing just 60.6 points per game
- SERIES:** TCU is 3-20 all-time against Arkansas (Last meeting: TCU won, 67-62 (OT), in Fort Worth on 12/6/03)

00		oh-KONK-woh Amy OKONKWO Forward 6'2" SENIOR Ranch Cucamonga, Calif. (Etiwanda HS) / USC	All-Big 12 Second Team	18-19 Career	GP/S 98/35	MIN 24.2 20.7	PTS 13.2 12.7	REB 6.2 5.8	AST 0.8 0.9	FG .455 .483	3FG .368 .369	FT .857 .846	UTA: 19 pts (7-11 FG, 1-4 3PT, 4-4 FT), 8 reb, 1 stl - All-Big 12 Second Team selection - Preseason Katrina McLain Award Watch List - Double-figures in scoring in 16 of last 18 games - Career-high 16 rebs, 4th double-double vs. UT - Season-high 28 points at Baylor (4 3-pointers)
1		Ryann PAYNE Guard 5'6" Freshman Valencia, Calif. (Sierra Canyon HS)		18-19 Career	GP/S 30/0 30/0	MIN 8.3 8.3	PTS 2.2 2.2	REB 1.0 1.0	AST 0.7 0.7	FG .269 .269	3FG .208 .208	FT .478 .478	UTA: 2 pts (0-1 FG, 0-2 3PT, 2-2 FT), 6 min - One of four true freshmen on this year's roster - Career-high 12 pts in 13 min. vs. Montana State - Part of Prospect Nation's Elite 150, ranked No. 30 at her position nationally, No. 112 overall in the nation and No. 12 in California
5		Yummy MORRIS Forward 6'3" Freshman North Little Rock, Ark. (North Little Rock HS)		18-19 Career	GP/S 23/0 23/0	MIN 7.2 7.2	PTS 3.4 3.4	REB 2.3 2.3	BLK 0.8 0.8	FG .480 .480	3FG 0-0 0-0	FT .732 .732	UTA: 0 pts (0-2 FG), 1 reb, 4 min - One of four true freshmen on this year's roster - Career-high 13 points in last game vs. Alcorn St. - Part of the ESPN HoopGurlz 100, ranked No. 10 at her position nationally by ESPN, No. 74 overall in the nation and No. 2 in Arkansas
15		Jayde WOODS Guard 6'1" Sophomore Yorba Linda, Calif. (Windward HS) / Oregon		18-19 Career	GP/S 32/19 63/46	MIN 23.8 23.0	PTS 5.5 5.5	REB 2.5 2.7	AST 2.4 2.7	FG .399 .443	3FG .273 .313	FT .602 .608	UTA: 5 pts (2-3 FG, 0-1 3PT, 1-2 FT), 4 reb, 2 ast - Posted a 13-pt, 6-ast game vs. UT in Big 12 Championship where she played career-high 36 min - Scored in double-digits in back-to-back games (12 at Texas, 10 vs. OU) in late January - Transferred to TCU from Oregon in January 2016
20		Lauren HEARD Guard 5'9" Freshman Denton, Texas (Guyer HS)		18-19 Career	GP/S 32/31 68/37	MIN 28.3 23.7	PTS 8.8 7.4	REB 4.4 3.6	AST 3.3 2.5	FG .323 .344	3FG .275 .294	FT .630 .671	UTA: 12 pt (5-9 FG, 0-2 3PT, 2-2 FT), 7 reb, 6 ast - Averaged 10.3 ppg, 3.6 apg, 2.1 spg in Big 12 play - Scored career-high 27 in win over #18 ISU - Hauled in person-best 14 rebounds vs. OSU - Only freshman on TCU roster a year ago - Brother, Jerrod, played football at Texas
21		Alexandria CRAIN Guard 5'9" Freshman McKinney, Texas (Homeschooled)		18-19 Career	GP/S 22/0 22/0	MIN 6.7 6.7	PTS 1.7 1.7	REB 0.8 0.8	AST 0.3 0.3	FG .351 .351	3FG .467 .467	FT 4-4 4-4	UTA: 0 pts (0-0 FG), 1 reb, 2 min - Career-high 11 pts, 4 ast vs. Texas Tech - One of four true freshmen on this year's roster - Rated 3-star recruit by Prospects Nation & ESPN - Played for Dallas Thunder, basketball organization for home-schooled students
22		Jordan MOORE Center 6'3" Senior Round Rock, Texas (Stony Point HS)	All-Big 12 First Team All-Defensive Team Lisa Leslie Award Finalist	18-19 Career	GP/S 32/32 130/107	MIN 27.6 22.5	PTS 16.2 11.4	REB 8.3 6.7	BLK 2.3 1.8	FG .591 .546	3FG 0-1 0-2	FT .628 .635	UTA: 18 pts (5-8 FG, 8-12 FT), 14 reb, 1 blk, 1 stl - Lisa Leslie Award Finalist (best center) - All-Big 12 First Team, All-Defensive Team pick - 7th on TCU all-time career scoring list (1,478) - .546 career FG% ranks 1st in TCU history - 865 rebounds are 2nd/237 career blocks are 3rd
24		Dakota VANN Guard 6'0" Senior Oklahoma City, Okla. (Deer Creek HS) / Butler CC		18-19 Career	GP/S 32/0 65/10	MIN 15.5 17.7	PTS 3.5 4.1	REB 1.4 1.6	AST 0.8 1.0	FG .345 .366	3FG .135 .273	FT .714 .629	UTA: 5 pts (1-2 FG, 3-3 FT), 2 reb, 1 ast, 1 blk, 1 stl - Season-high 13 points, 4 reb at OU on March 2 - Played in 33 games w/ 10 starts as junior last yr - Averaged 19.8 minutes/game, was third on team with 37 three-pointers - Averaged 8.4 ppg in TCU's run to WNIT Semis
25		Kianna RAY Guard 6'1" Junior Austin, Texas (Bowie HS)		18-19 Career	GP/S 32/32 92/78	MIN 34.4 29.4	PTS 10.5 8.5	REB 2.9 3.3	AST 4.0 3.3	FG .381 .383	3FG .368 .354	FT .656 .701	UTA: 4 pts (0-9 FG, 0-6 3PT, 4-6 FT), 6 reb, 4 ast, 2 blk - Has scored 20+ points four times this season - At least one made 3-pointer in 28 of 32 games - 5th in Big 12 1.8 stls/game, 5th w/ 2.1 ast/TO ratio - Is 5th in TCU history with 87 career blocks - Ranks 6th in TCU history with 3.33 assists/game
31		hell-uh-see Ella HELLESSEY Forward 6'2" Junior Dromana, Australia (Padua College)		18-19 Career	GP/S 17/0 53/0	MIN 6.2 5.7	PTS 1.8 2.0	REB 1.5 1.5	AST 0.3 0.4	FG .361 .433	3FG .222 .282	FT 0-0 .714	UTA: 2 pts (1-2 FG), 1 reb, 1 stl, 2 min - Career-high 11 pts vs. MVSU on 11/11 - Two-time Academic All-Big 12 selection - 9th Australian in Pebley's 16 seasons as head coach - Environmental science major who wants to work in animal conservation; Favorite animal is the dingo
33		add-ee-OH-luh oh-koh-mo-LOFF-ay Adeola AKOMOLAFE Forward 6'1" Junior El Paso, Texas (El Dorado HS)	Preseason All-Big 12 Honorable Mention	18-19 Career	GP/S 32/22 103/53	MIN 20.9 16.1	PTS 3.7 3.1	REB 3.3 3.3	AST 1.6 1.1	FG .430 .459	3FG .095 .160	FT .436 .613	UTA: 4 pts (2-4 FG), 2 reb, 1 blk, 21 min - Preseason All-Big 12 Honorable Mention - 2nd career double-double vs. Alcorn (15 pts, 11 reb) - Started last 8 games of 2017-18 season, including all four games in the WNIT - Two-time Academic All-Big 12 selection