



# ARKANSAS Baseball Game Notes

9 College World Series Appearances • 7 NCAA Super Regional Appearances  
30 NCAA Tournament Appearances • 2 SEC Regular Season Titles • 5 SEC Western Division Titles

## '19 SCHEDULE & RESULTS

### FEBRUARY

15	EASTERN ILLINOIS	W, 15-7
16	EASTERN ILLINOIS	W, 12-3
17	EASTERN ILLINOIS	W, 3-2
21	at USC	W, 6-3
22	at USC	W, 8-6
23	at USC	L, 6-4 (10 inn.)
27	MEMPHIS	W, 10-3

### MARCH

1	STONY BROOK	W, 3-1
2	STONY BROOK	W, 4-3
3	STONY BROOK	W, 15-7
5	CHARLOTTE	CANCELLED
6	CHARLOTTE	3 p.m.
8	LOUISIANA TECH	6 p.m.
9	LOUISIANA TECH	1 p.m.
10	LOUISIANA TECH	1 p.m.
12	WESTERN ILLINOIS	6:30 p.m.
13	WESTERN ILLINOIS	3 p.m.
15	MISSOURI*	6:30 p.m.
16	MISSOURI*	2 p.m.
17	MISSOURI*	1:30 p.m.
19	at Texas	6:30 p.m.
20	at Texas	6:30 p.m.
22	at Alabama*	6 p.m.
23	at Alabama*	2 p.m.
24	at Alabama*	1 p.m.
26	at Missouri State	6:30 p.m.
29	OLE MISS*	8 p.m.
30	OLE MISS*	3 p.m.
31	OLE MISS*	1:30 p.m.

### APRIL

2	LITTLE ROCK	6:30 p.m.
4	at Auburn*	6:30 p.m.
5	at Auburn*	6 p.m.
6	at Auburn*	2 p.m.
9	ORAL ROBERTS	6:30 p.m.
12	at Vanderbilt*	7 p.m.
13	at Vanderbilt*	8 p.m.
14	at Vanderbilt*	1 p.m.
16	ARKANSAS-PINE BLUFF	6:30 p.m.
18	MISSISSIPPI STATE*	8 p.m.
19	MISSISSIPPI STATE*	6:30 p.m.
20	MISSISSIPPI STATE*	2 p.m.
23	NORTHWESTERN STATE	6:30 p.m.
24	NORTHWESTERN STATE	3 p.m.
26	TENNESSEE*	6:30 p.m.
27	TENNESSEE*	6:30 p.m.
28	TENNESSEE*	4 p.m.
30	vs. Grambling State (NLR, Ark.)	6:30 p.m.

### MAY

3	at Kentucky*	5:30 p.m.
4	at Kentucky*	1 p.m.
5	at Kentucky*	Noon
9	LSU*	6:30 p.m.
10	LSU*	6:30 p.m.
11	LSU*	1 p.m.
16	at Texas A&M*	6:30 p.m.
17	at Texas A&M*	6:30 p.m.
18	at Texas A&M*	2 p.m.
May 22-28	SEC Tournament (Hoover, Ala.)	TBA
May 31-June 2	NCAA Regionals	
June 7-9	NCAA Super Regionals	
June 14-27	College World Series (Omaha, Neb.)	

All times Central; Home game in BOLD; \* - SEC Game

## MARCH 5-6 vs. CHARLOTTE | BAUM-WALKER STADIUM



### CHARLOTTE 49ERS

Record.....6-5 (0-0 C-USA)  
 Ranking.....NR  
 Last Season.....34-24 (17-13 C-USA)  
 Head Coach.....Loren Hibbs  
 Career Record.....798-651-4 (27th Season)  
 Record at Charlotte.....Same



### #12 ARKANSAS RAZORBACKS

Record.....9-1 (0-0 SEC)  
 Ranking.....12  
 Last Season.....48-21 (18-12 SEC)  
 Head Coach.....Dave Van Horn  
 Career Record.....1,237-605 (31st season)  
 Record at Arkansas.....652-365 (17th Season)

## SERIES BY THE NUMBERS (2019 STATS)

CHARLOTTE	OFFENSE	ARKANSAS	CHARLOTTE	PITCHING/DEFENSE	ARKANSAS
270	Batting Avg.	.296	3.28	ERA	3.47
.384	Slugging Pct.	.466	96.0	Innings Pitched	90.2
.362	On-Base Pct.	.393	0	Complete Games	0
16	Doubles	22	4	Saves	4
1	Triples	3	2.32	Strikeout/Walk Ratio	3.66
7	Home Runs	10	.242	Opponent's Avg.	.231
33	Walks	56	8	Errors	11
6-for-10	Stolen Bases/Att	26-of-29	7	Double Plays	9

All-time Series: Charlotte leads 2-1;

In NCAA Tournament: Tied 1-1 (2011 Tempe Regional); In Charlotte: Charlotte leads 1-0



Since arriving on campus, graduate senior Trevor Ezell has been nothing but consistent. In Saturday's series finale against Stony Brook, Ezell went 2-for-4 with three RBIs and a home run. He's reached base safely in all 10 games and has a hit in nine games with five of the multi-hit variety. He also leads the team with six stolen bases.

# PR HOGS

## MLB (7)

Name	Years at Arkansas	Club
Brian Anderson	2012-14	Miami
Jalen Beeks	2013-14	Tampa Bay
Andrew Benintendi	2014-15	Boston
Logan Forsythe	2006-08	Texas
James McCann	2009-11	Chicago White Sox
Blake Parker	2004-06	Minnesota
Drew Smyly	2009-10	Chicago Cubs
Ryne Stanek	2011-13	Tampa Bay

## AAA (2)

Name	Years at Arkansas	Club
D.J. Baxendale	2010-12	Rochester (MIN)
Matt Reynolds	2010-12	Fresno (WAS)

## AA (4)

Name	Years at Arkansas	Club
Dominic Ficociello	2011-13	Erie (DET)
Zach Jackson	2014-16	New Hampshire (TOR)
Trevor Stephan	2017	Trenton (NYY)
Andy Wilkins	2008-10	Pensacola (MIN)

## A-Advanced (3)

Name	Years at Arkansas	Club
Brett Eibner	2008-10	Down East (TEX)
Jacob Morris	2011-13	Winston-Salem (CWS)
Chad Spanberger	2015-17	Dunedin (TOR)

## A (1)

Name	Years at Arkansas	Club
Clark Eagan	2014-16	West Virginia (PIT)

## A-Short (5)

Name	Years at Arkansas	Club
Jax Biggers	2017-18	Spokane (CLE)
Blaine Knight	2016-18	Aberdeen (BAL)
Grant Koch	2016-18	West Virginia (PIT)
Kacey Murphy	2016-18	Connecticut (DET)
Carson Shaddy	2015-18	Auburn (WAS)

## Rookie (5)

Name	Years at Arkansas	Club
Eric Cole	2016-18	Burlington (KC)
Evan Lee	2017-18	GCL Nationals (WAS)
Barrett Loseke	2016-18	GCL Yankees East (NYY)
Jake Reindl	2016-18	AZL Cubs (CHC)
Dominic Taccolini	2014-17	AZL Padres (SD)

## Free Agents (3)

Name	Years at Arkansas	Last Club
Zack Cox	2009-10	Erie (DET)
Dallas Keuchel	2007-09	Houston



Redshirt junior right-hander Isiah Campbell earned his third win in a row last week against Stony Brook. Working seven innings, his second-longest outing of his career, Campbell struck out a career-high 13 batters in the 3-1 win, the most in a single game by a Razorback pitcher since Trevor Stephan (13 vs. Rhode Island) in 2017. He's one of 11 pitchers in the SEC with three wins in the first three weeks of the season.

## RAZORBACK PRIME NINE

>> The Razorbacks welcome Charlotte on Wednesday for a single midweek game. The series was supposed to include two games, but cold weather forced a cancellation of game one.

>> this is the second-straight year the Razorbacks will take on the 49ers. Last year, both teams were scheduled for a two-game midweek series, but cold weather also cancelled game one.

>> Freshman Patrick Wicklander will make his second start in as many weeks. Last week against Memphis, Wicklander struck out four over three innings, walking one and giving up two runs.

>> Arkansas remained perfect at home last week with wins over Memphis and Stony Brook. The Hogs are 7-0 at Baum-Walker Stadium this year and have won 22 of their last 23 home games dating back to April 14, 2018.

>> Redshirt senior infielder Trevor Ezell leads all Razorback hitters with a .432 average through the first 10 games and has reached base in every game with a hit in nine of 10 games.

>> Arkansas has put more emphasis on stolen bases than in year's past as it has stolen 26 bases so far this year, including five or more twice. Ezell leads the team with six swipes.

>> Arkansas saw major production from the top-three in its lineup last week as Casey Martin, Heston Kjerstad and Trevor Ezell combined to go 18-for-49 (.367) with Kjerstad going 7-for-18 (.389) with two runs scored, two doubles and four RBIs.

>> Junior Jack Kenley leads the team with three home runs after hitting two in back-to-back at-bats in last week's series finale against Stony Brook. Kenley had not homered in 84 at-bats prior to the 2019 season.

>> Redshirt junior Isiah Campbell enters week four off one of his best outings in his collegiate career. He went seven innings against Stony Brook and struck out a career-high 13 batters with only one walk.

## 2019 SEC STANDINGS

	Conference				Overall			Last 10	Streak	
	W	L	Win%	GB	W	L	Win%			
<b>EASTERN</b>	Tennessee	--	--	--	--	12	0	1.000	10-0	W12
	Georgia	--	--	--	--	9	2	.818	8-2	L1
	South Carolina	--	--	--	--	9	2	.818	9-1	W1
	Vanderbilt	--	--	--	--	9	2	.818	8-2	W3
	Kentucky	--	--	--	--	8	3	.727	7-3	W5
	Florida	--	--	--	--	9	4	.692	6-4	W3
Missouri	--	--	--	--	6	5	.545	6-4	L1	
<b>WESTERN</b>	Mississippi State	--	--	--	--	10	1	.909	9-1	W6
	<b>Arkansas</b>	--	--	--	--	<b>9</b>	<b>1</b>	<b>.900</b>	<b>9-1</b>	<b>W4</b>
	Texas A&M	--	--	--	--	11	2	.846	8-2	W3
	Alabama	--	--	--	--	10	2	.833	9-1	W6
	Auburn	--	--	--	--	9	2	.818	8-2	W4
	Ole Miss	--	--	--	--	8	2	.800	8-2	W5
	LSU	--	--	--	--	8	3	.727	7-3	L3



**CAMPBELL TURNS IN CAREER DAY AGAINST STONY BROOK**

For the first time since 2017, a Razorback pitcher struck out 12 or more batters in a game when Isaiah Campbell struck out a career-high 13 Stony Brook batters over seven innings on Friday. It was the most strikeouts in a game since Trevor Stephan struck out 13 against Rhode Island on March 10, 2017. Campbell's strikeout today made him only the second Razorback pitcher since 2010 to strike out 11 or more and the second since 2007 to strike out 13 or more.

**"I KNEW IT WAS THERE; IT WAS JUST A MATTER OF TIME." - JACK KENLEY**

Junior Jack Kenley has never been seen as a power hitter since arriving on campus in 2017. In his previous 84 at-bats prior to this year, Kenley only had 16 hits, three for extra bases and no home runs. This year, Kenley already had five extra-base hits and three home runs. The three long balls leads the teams and ranks in the top-10 of the league.

**HOGS CRACK TOP 10 AFTER HOT START**

With a 9-1 start to the season and a perfect 7-0 home record, the Razorback cracked the top-10 of the USA Today/Coaches' National Poll this week, one of five SEC teams in top 10. Arkansas is ranked in the top-20 of every national poll and has not dropped out of the top-25 since the original preseason rankings came out.

**TWO-OUT RALLY**

Over the last four games, Arkansas' hitting has been lethal with two outs. Going back to the series-opener against USC, Razorback hitters are batting .306 (26-for-85) and have driven in 23 of their last 50 runs with two away. Jack Kenley leads the team with seven two-out RBIs over that same stretch. For the season, Arkansas is batting .310 with two outs.

**SPEED KILLS**

Arkansas has continued to use its speed to its advantage as it has stolen 11 bases over the last four games, five coming in the 10-3 win over Memphis. The Hogs have stolen five bases in a game twice this year (USC) and is second in the SEC with 26 swipes. That total is also ninth in the country. Last year, Arkansas stole 39 bases, its second-lowest total since 1972, but is well on pace to surpass that this year. Trevor Ezell leads all Arkansas players with six stolen bases, ranking third in the SEC.

**RAZORBACKS HEAD WEST, DOWN TROJANS**

Arkansas went west to face USC in a three-game series in week two and came away with its first road series win since 2017. The Hogs won games one and two 6-3 and 8-6, respectively, and nearly swept the Trojans before a 10th-inning walk-off homer thwarted that plan. It was the first road series win for the Hogs since they took 2-of-3 from Alabama in Tuscaloosa in April of 2017.

**SCROGGINS THE STARTER?**

After week one's weather forced a throwing schedule change for Arkansas' usual rotation, Cody Scroggins was penciled in to start game one against USC and followed it up with another start against Stony Brook last week. Scroggins stuck out the side in the first inning against the Trojans and totaled two more strikeouts in each of the second and third innings. Only two batters reached base before the fourth inning and before Arkansas went to the bullpen. Both Scroggins' innings pitched and strikeouts were career highs. Against Stony Brook, Scroggins worked 3.1 innings and still struck out five with one walk.

**FEBRUARY SUCCESS**

Since Dave Van Horn took over for the Razorbacks in 2003, Arkansas have played through the month of February with one loss or better 13 times, including six undefeated years. The Hogs are 118-18 in the first month of the year under Van Horn. Last year, the team went 6-2 in February and hit .310 as a team.



*In recognition of the extraordinary longtime support of the Walker Family and the Willard and Pat Walker Charitable Foundation, the nation's top collegiate baseball ballpark has been renamed Baum-Walker Stadium at George Cole Field.*

**HOGS BLAST PANTHERS ON OPENING WEEK**

For the sixth-straight season, Arkansas opened its campaign with a series sweep dating back to 2014. The Razorbacks swept Eastern Illinois by a combined score of 30-12, scoring 10+ runs in each of the first two games. The Hogs completed the sweep on Sunday with a walk-off single by sophomore Heston Kjerstad in the bottom of the ninth, his second walk-off of his career.

**WASHINGTON, JR. COMING THROUGH IN A PINCH**

West Memphis, Arkansas native Curtis Washington, Jr. came through when his name was called on Sunday in helping Arkansas finish off the sweep of Eastern Illinois. Making just his second appearance of the weekend off the bench, Washington pinch hit for Jordan McFarland in the seventh inning and was asked to drop a sacrifice bunt. He did one better and drew the walk to put two on base with no outs and eventually led to Arkansas' second run. In the ninth inning, Washington saddled his first career hit with a lead-off single. He later scored the winning run on Kjerstad's walk-off hit.

**EZELL OWNS EASTERN ILLINOIS**

Following his four-hit day in the doubleheader on Saturday, graduate transfer Trevor Ezell added another hit to his already growing total against the Panthers in his career on Sunday. Dating back to his four years at Southeast Missouri State, which played in the same conference (Ohio Valley Conference) as EIU, Ezell is now 21-for-44 (.477) against the Panthers in 12 games. He finished last weekend leading all hitters with a .500 average (5-for-10) with two doubles, four runs scored, one home run and five RBIs.

**NEAR IMMACULATE INNING**

Freshman Patrick Wicklander nearly achieved a feat that some pitchers only dream of when he came out of the bullpen in the sixth inning to relieve Jacob Kostyshock last Sunday against EIU. Wicklander struck out the heart of EIU's lineup consisting of Jimmy Govern, Hunter Morris and Ryan Knernschild and did it on 10 pitches, just one shy of the near immaculate nine-pitch, three-strikeout inning. Wicklander finished his first career outing with 2.1 innings thrown, one run allowed and four strikeouts on 31 pitches.

**SEE THE BALL, HIT THE BALL**

In the season-opener against EIU, Arkansas achieved more than just scoring 15 runs on 18 hits en route to its 25th-straight season-opening win. The Hogs also did not strike out in 46 batters, a feat that hadn't been achieved since 7-6 victory over Troy on Feb. 28, 2010.



Known primarily for his defense, infielder Jack Kenley has become one of Arkansas' best bats in the early season. Kenley is third on the team with a .313 average and has driven in a team-leading 12 RBIs, while hitting three home runs. Two of his three home runs came in Saturday's series finale against Stony Brook. Kenley had not homered in 84 previous at-bats entering the 2019 season.



Sophomore Heston Kjerstad broke out, offensively, last week against Stony Brook. The Amarillo, Texas native was only hitting .214 through the first seven games, but went 7-for-18 against the Sea Wolves with two runs scored, two doubles and four RBIs.

## 97 YEARS AND COUNTING

The 2019 season will mark the 97th season of Razorback Baseball and 17th with head coach Dave Van Horn. Since Van Horn took over, the Hogs have reached the College World Series five times, including three times in the last seven years.

## ARKANSAS LEADS NATION IN PRESEASON GOLDEN SPIKES WATCH

Sophomores Heston Kjerstad and Casey Martin, as well as junior reliever Matt Cronin were named among 55 players on the 2019 USA Baseball Golden Spikes Award watch list this week, an award presented to the top amateur player in the country. Arkansas led all schools on the preseason watch list with three selections, while Auburn, Baylor, Elon, Florida, Florida State, NC State, Oregon State, Stanford and UCLA each boast a pair of athletes represented as well.

## PRESEASON ALL-SEC FIRST TEAM LITTERED WITH HOGS

Arkansas' quartet of Casey Martin, Heston Kjerstad, Matt Cronin and Dominic Fletcher were all selected by the league coaches to the Preseason All-SEC First Team. The four first team selections are the most of any team in the league and it ties with Ole Miss and Georgia for the most selections combined on either Preseason All-SEC team. Fletcher and Kjerstad make up two of the three outfield positions, while Martin is considered the top shortstop in the league and Cronin is considered the top reliever by the 14 head coaches.

## ARKANSAS EARNS TOP 25 PRESEASON RANKINGS IN ALL NATIONAL POLLS

Coming off a national runner-up finish at the 2018 College World Series, Arkansas will begin the 2019 season ranked in the top 25 of all the major national polls. The Hogs highest preseason placement comes in the USA Today/ESPN Coaches' Poll which has them at No. 12 in the nation. Arkansas is also within the top-15 in the Perfect Game poll (No. 13) and the NCBWA poll (No. 15).

## BRINGING THE NOISE

For the 14th straight year, Arkansas placed in the top five in the nation in total and average attendance after the 2017 season. With 8,857 fans per game in 36 home games, the Razorbacks continued to draw the fans, finishing third in average attendance. A total of 318,856 fans visited Baum Stadium during the 2018 season, also good for third in the country.

## A LOOK AT THE SCHEDULE

Arkansas' 2019 schedule is expected to be another tough slate. The Razorbacks are set to face nine teams that reached the NCAA Tournament in 2018 a total of 22 times (39.2 percent of games). Arkansas will host 20 of its 26 nonconference games including 11-consecutive from Feb. 27-March 13.

## MOVE TO SHORT

Sophomore Casey Martin spent all of 2018 at third base and put up record-breaking numbers en route to freshman All-America, SEC All-Tournament and All-SEC nods. But with the Texas Rangers selecting Jax Biggers in last summer's draft, Martin will have the chance to move back to his natural position of shortstop for the 2019 season. Martin led the team with a .345 average last year, including 87 hits, 14 doubles, 13 home runs and 49 RBIs. He's been named the top shortstop in the nation by DIBaseball.com.

## DVH INTO ARKANSAS SPORTS HALL OF FAME

Head coach Dave Van Horn became the newest member of the Arkansas Sports Hall of Fame last month, joining fellow Razorbacks Norm DeBriyn, Kevin McReynolds, Melvin McGaha, Tom Pagnozzi and Cliff Lee. It's the fourth hall of fame induction for the Hog coach, including the Winnetonka HS, Central Missouri and Ban Johnson Hall of Fames.

## KJERSTAD AND MARTIN HOPE TO BUILD ON ALL-AMERICAN FRESHMAN SEASONS

In 2018, Arkansas was able to tout that it had not only one, but two of the top freshmen in the country in Heston Kjerstad and Casey Martin. In their first years, the duo combined to hit .339

with 27 home runs and 107 RBIs. Both players broke or tied the previous Arkansas freshman records for hits, home runs and total bases and both ranked in top-10 in the SEC in each of those categories, including slugging percentage and on-base percentage. Kjerstad is now the Arkansas freshman record holder for home runs (14) and total bases (145), while him and Martin together hold the freshman record for hits (87). The home run record was previously set in 2009, while the hits record stood since 2011. The total bases record was last set by Danny Hamblin, who had 122 total bases in 2004.

## YOUR REIGNING SEC FRESHMAN OF THE YEAR...

For the second time in four seasons, Arkansas had a player take home one of the SEC's major end-of-year awards as Heston Kjerstad was named the SEC Freshman of the Year, becoming the first player in program history to earn the honor. He's also the third Razorback to win a major conference award, joining Andrew Benintendi (Player of the Year, 2015) and Nick Schmidt (Pitcher of the Year, 2006). In addition to being named the league's top freshman, Kjerstad was also named to the All-SEC Second Team and SEC All-Freshman team. Kjerstad went on to be named a freshman All-American by Collegiate Baseball, the NCBWA and D1 Baseball after hitting .332 with a team-leading 14 home runs and 58 RBIs.

## RAZORBACKS TIE SCHOOL RECORD WITH 11 MLB DRAFT PICKS IN 2018

For the 44th-consecutive year, Arkansas had at least one player selected in the MLB Draft. Arkansas tied its school record with 11 draftees in the 2018 MLB Draft, five who went in the first 10 rounds. Right-hander Blaine Knight led all Razorbacks after being selected in the third round by the Baltimore Orioles, becoming the 14th Razorback taken in the draft's first three rounds since 2010 and the fifth pitcher since 2013. Eric Cole (4th round, Kansas City), Grant Koch (5th round, Pittsburgh), Jax Biggers (8th round, Texas), Carson Shaddy (10th round, Washington), Kacey Murphy (11th round, Detroit), Evan Lee (15th round, Washington), Barrett Loseke (17th round, NY Yankees), Jake Reindl (17th round, Chicago Cubs), Isaiah Campbell (24th round, LA Angels) and Zack Plunkett (37th round, Arizona) all followed, giving Arkansas its first draft with 10 or more draft picks since 2013.

## FLETCHER AND CRONIN COMPETE WITH TEAM USA

After Arkansas' run to the College World Series finals, outfielder Dominic Fletcher and pitcher Matt Cronin spent the summer playing for the USA Baseball Collegiate National Team, becoming the 15th and 16th Razorbacks to don the Red, White and Blue. Both players were able to make tours throughout the east coast as well as a five-game series in Havana, Cuba as part of the 7th Annual USA vs. Cuba International Friendship Series. Fletcher appeared in 10 games, tallying six hits and two RBIs, while Cronin made four appearances, notching one win and one save.



**Baseball America**

Week 4

1. Vanderbilt	9-2
2. UCLA	9-2
3. North Carolina	11-1
4. Stanford	9-2
5. Florida	9-4
6. Florida State	10-0
7. Oregon State	10-1
8. Mississippi State	10-1
9. Texas	10-3
10. LSU	8-3
11. Texas Tech	6-3
12. Ole Miss	8-2
13. Louisville	8-3
14. ECU	8-4
15. Georgia	9-2
<b>16. Arkansas</b>	<b>9-1</b>
17. Auburn	9-2
18. Michigan	8-1
19. Coastal Carolina	10-2
20. South Carolina	9-2
21. Clemson	8-3
22. Duke	9-2
23. NC State	11-0
24. UC Irvine	7-3
25. Baylor	9-2

**D1Baseball**

Week 4

1. Vanderbilt	9-2
2. UCLA	9-2
3. North Carolina	11-1
4. Oregon State	10-1
5. Florida	9-4
6. Stanford	9-2
7. Mississippi State	10-1
8. Louisville	8-3
9. Georgia	9-2
10. Ole Miss	8-2
11. Florida State	10-0
12. Texas	10-3
13. LSU	8-3
14. Texas Tech	6-3
<b>15. Arkansas</b>	<b>9-1</b>
16. Michigan	8-1
17. Coastal Carolina	10-2
18. ECU	8-4
19. Auburn	9-2
20. Texas A&M	11-2
21. Baylor	9-3
22. NC State	11-0
23. TCU	6-4
24. South Carolina	9-2
25. Tennessee	12-0

**Perfect Game**

Week 4

1. Oregon State	10-1
2. Vanderbilt	9-2
3. UCLA	9-2
4. North Carolina	11-1
5. Stanford	9-2
6. Mississippi State	10-1
7. Texas	10-3
8. Florida	9-4
9. Ole Miss	8-2
10. Louisville	8-3
11. Texas Tech	6-3
<b>12. Arkansas</b>	<b>9-1</b>
13. Florida State	10-0
14. LSU	8-3
15. Auburn	9-2
16. ECU	8-4
17. NC State	11-0
18. Texas A&M	11-2
19. Michigan	8-1
20. TCU	6-4
21. Coastal Carolina	10-2
22. Georgia	9-2
23. UC Irvine	7-3
24. Baylor	9-2
25. UConn	5-5

**USA Today/ESPN**

Week 4

1. Vanderbilt	9-2
2. Oregon State	10-1
3. North Carolina	11-1
4. UCLA	9-2
5. Stanford	9-2
6. Florida	9-4
7. Florida State	10-0
8. Mississippi State	10-1
9. LSU	8-3
<b>10. Arkansas</b>	<b>9-1</b>
11. Texas	10-3
12. Texas Tech	6-3
13. Ole Miss	8-2
14. Louisville	8-3
15. Georgia	9-2
16. Coastal Carolina	10-2
17. NC State	11-0
18. Auburn	9-2
19. Michigan	8-1
20. Baylor	9-2
21. Tennessee	12-0
22. Texas A&M	11-2
23. Arizona State	11-0
24. South Carolina	9-2
25. ECU	8-4

**Collegiate Baseball**

Week 4

1. Florida State	10-0
2. Vanderbilt	9-2
3. Oregon State	10-1
4. North Carolina	11-1
5. NC State	11-0
6. UCLA	9-2
7. Texas	10-3
8. Mississippi State	10-1
9. LSU	8-3
10. Texas Tech	6-3
11. Stanford	9-2
12. Coastal Carolina	10-2
13. Louisville	8-3
14. Florida	9-4
15. Georgia	9-2
<b>16. Arkansas</b>	<b>9-1</b>
17. Arizona State	11-0
18. Ole Miss	8-2
19. South Carolina	9-2
20. Clemson	8-3
21. Baylor	9-2
22. Duke	9-2
23. Texas A&M	11-2
24. Tennessee	12-0
25. Oklahoma	11-1
26. Michigan	8-1
27. Auburn	9-2
28. Miami (Fla.)	9-2
29. Washington	7-2
30. Illinois	7-2

**NCBWA**

Week 4

1. Vanderbilt	9-2
2. Oregon State	10-1
3. UCLA	9-2
4. North Carolina	11-1
5. Stanford	9-2
6. Florida	9-4
7. Mississippi State	10-1
8. Florida State	10-0
9. LSU	8-3
10. Georgia	9-2
11. Texas Tech	6-3
12. Texas	10-3
13. Louisville	8-3
<b>14. Arkansas</b>	<b>9-1</b>
15. Ole Miss	8-2
16. Michigan	8-1
17. Coastal Carolina	10-2
18. Auburn	9-2
19. ECU	8-4
20. NC State	11-0
21. Baylor	9-2
22. Tennessee	12-0
23. Arizona State	11-0
24. Clemson	8-3
25. Duke	9-2
26. Texas A&M	11-2
27. South Carolina	9-2
28. TCU	6-4
29. UC Irvine	7-3
30. Miami (Fla.)	9-2

**Arkansas Week-By-Week in the Polls**

	BA	D1	PG	USA TODAY	CB	NCBWA
Preseason	18	16	13	12	25	15
Week 2	17	16	13	--	23	13
Week 3	17	16	13	--	22	13
Week 4	16	15	12	10	16	14
Week 5	--	--	--	--	--	--
Week 6	--	--	--	--	--	--
Week 7	--	--	--	--	--	--
Week 8	--	--	--	--	--	--
Week 9	--	--	--	--	--	--
Week 10	--	--	--	--	--	--
Week 11	--	--	--	--	--	--
Week 12	--	--	--	--	--	--
Week 13	--	--	--	--	--	--
Week 14	--	--	--	--	--	--
Week 15	--	--	--	--	--	--
Week 16	--	--	--	--	--	--
<b>Final</b>	--	--	--	--	--	--

BA - Baseball America  
 ESPN - USA Today/ESPN  
 CB - Collegiate Baseball  
 NCBWA - National Collegiate Baseball Writers Association  
 PG - Perfect Game  
 D1 - D1Baseball.com



# A || HEAD COACH DAVE VAN HORN



## PERSONAL

Born: Sept. 17, 1960  
 Hometown: Kansas City, Mo.  
 Alma Mater: Arkansas (1988)  
 Masters of Science: East Texas State Univ. (1992)  
 Wife: Karen  
 Children: Hollan, Mariel  
 Named Head Coach at Arkansas: June 21, 2002

## PLAYING HISTORY

1982-1984 Atlanta Braves Organization  
 1982 MLB Draft: 10th Rd (Braves)  
 1982 Arkansas  
 1980-1981 McLennan (Texas) CC

## COACHING HONORS

2004 SEC Coach of the Year  
 2001 Baseball America National Coach of the Year  
 2001 BIG 12 Coach of the Year  
 2001 ABCA Midwest Region Coach of the Year  
 2000 ABCA Midwest Region Coach of the Year  
 1997 Southland Coach of the Year  
 1995 Southland Coach of the Year  
 1994 NCAA Division II Coach of the Year  
 1994 ABCA Central Region Coach of the Year

## HALL OF FAME

2019 Inducted into Arkansas Sports Hall of Fame  
 2013 Inducted into Winnetonka HS HOF  
 2012 Inducted into Ban Johnson League HOF  
 2001 Inducted into Central Missouri State HOF

After 16 years as head coach of the Razorback Baseball program, Dave Van Horn has continued to elevate Arkansas into one of the nation's premier teams year in and year out. Over his 16 seasons as head Hog, Van Horn has led Arkansas to five College World Series appearances, 15 NCAA Tournament berths, one Southeastern Conference overall title, four SEC Western Division championships and a total of 643 wins, averaging more than 40 wins a season.

Ever since returning to his alma mater in 2003 to take over for retiring SEC legend Norm DeBriyn, Van Horn has continued to successfully field nationally competitive teams, while also grooming numerous All-Americans, all-conference and future Major League players.

Under his guidance, 24 Razorbacks have been named All-Americans, 33 as All-SEC players, and 101 have been picked in the MLB Draft. Those draft picks are the third-most among all active head coaches in the SEC.

Van Horn is the second-winningest coach in Arkansas history with 643 wins entering the 2019 season. Earlier this year, with a win at San Diego State, Van Horn became only the second active head coach in the SEC with 600 or more wins at their current school.

Including his years at Nebraska, Northwestern State and Central Missouri State, Van Horn has racked up 1,014 wins at four-year institutions, which is 15th-most among all active coaches. He is also one of 10 active coaches with 1,000 or more wins at four-year schools.

DVH AGAINST 2019 OPPONENTS				
	W/L	Home	Away	Neutral
Alabama	30-23	17-7	11-13	2-3
Auburn	28-20	15-9	13-11	1-0
Charlotte	1-2	--	0-1	1-1
Eastern Illinois	16-1	16-1	--	--
Grambling State	6-0	5-0	--	1-0
Kentucky	22-11	13-5	9-6	--
Louisiana Tech	15-3	6-1	5-3	4-0
LSU	18-39	9-5	8-16	1-8
Memphis	9-1	2-0	5-0	2-1
Mississippi State	25-27	13-11	10-14	2-2
Missouri	9-3	4-2	5-1	--
Missouri State	18-9	11-7	7-2	--
Northwestern State	4-1	4-1	--	--
Ole Miss	22-34	9-15	9-15	4-4
Oral Roberts	15-6	9-3	5-3	1-0
Southern Cal	4-2	2-1	2-1	--
Tennessee	21-13	8-5	10-7	2-1
Texas	5-3	2-0	1-2	2-1
Texas A&M	14-9	8-4	5-5	1-0
Vanderbilt	18-20	12-8	6-8	0-4
Western Illinois	7-1	7-1	--	--

## VAN HORN'S CAREER NUMBERS

Year	School	Record	Pct.	Conf.	Place	Tourn.	NCAA
1989	Texarkana CC	39-18	.684	NA	NA	NA	--
1990	Texarkana CC	44-14	.759	NA	NA	NA	--
1991	Texarkana CC	45-12	.789	NA	NA	NA	--
1992	Texarkana CC	48-10	.827	NA	1st	NA	--
1993	Texarkana CC	38-18	.678	NA	NA	NA	--
<i>Totals</i>		<i>214-72</i>	<i>.748</i>	--	--	--	--
1994	Central Missouri State	51-11	.823	15-1	1st (Div.)	1st (4-1)	NCAA DII Champs
<i>Totals</i>		<i>51-11</i>	<i>.823</i>	<i>15-1</i>	--	<i>1 (4-1)</i>	--
1995	Northwestern State	37-15	.711	19-5	1st	DNP (0-2)	--
1996	Northwestern State	34-27	.557	14-16	2nd (Div.)	2nd (3-2)	--
1997	Northwestern State	35-23	.603	19-9	1st	DNP (0-2)	--
<i>Totals</i>		<i>106-65</i>	<i>.620</i>	<i>52-30</i>	--	<i>3 (3-6)</i>	--
1998	Nebraska	24-20	.545	10-13	7th	DNQ	DNQ
1999	Nebraska	42-18	.700	16-9	5th	1st (4-0)	NCAA (1-2)
2000	Nebraska	51-17	.750	21-9	2nd	1st (5-1)	NCAA (4-2)
2001	Nebraska	50-16	.758	20-8	1st	1st (4-0)	CWS (5-2)
2002	Nebraska	47-21	.691	16-11	2nd	2nd (3-1)	CWS (5-3)
<i>Totals</i>		<i>214-92</i>	<i>.699</i>	<i>67-39</i>	--	<i>4 (16-2)</i>	<i>4 (15-9)</i>
2003	Arkansas	35-22	.612	14-16	6th West	T-7th (0-2)	NCAA (1-2)
2004	Arkansas	45-24	.652	19-11	T-1st Overall	4th (2-2)	CWS (6-3)
2005	Arkansas	39-22	.636	13-17	T-5th West	T-7th (0-2)	NCAA (2-2)
2006	Arkansas	39-21	.650	18-12	2nd West	T-7th (0-2)	NCAA (1-2)
2007	Arkansas	43-21	.672	18-12	1st West	2nd (3-1)	NCAA (2-2)
2008	Arkansas	34-24	.586	14-15	4th West	DNQ	NCAA (0-2)
2009	Arkansas	41-24	.631	14-15	4th West	4th (2-2)	CWS (7-2)
2010	Arkansas	43-21	.672	18-12	2nd West	T-7th (0-2)	NCAA (3-3)
2011	Arkansas	40-22	.645	15-15	1st West	T-3rd (2-2)	NCAA (2-2)
2012	Arkansas	46-22	.676	16-14	T-2nd West	T-9th (0-2)	CWS (7-3)
2013	Arkansas	39-22	.639	18-11	2nd West	T-3rd (2-1)	NCAA (2-2)
2014	Arkansas	40-25	.615	16-14	4th West	T-3rd (3-2)	NCAA (2-2)
2015	Arkansas	40-25	.615	17-12	3rd West	T-5th (2-2)	CWS (5-3)
2016	Arkansas	26-29	.473	7-23	7th West	DNQ	DNQ
2017	Arkansas	45-19	.703	18-11	2nd West	2nd (3-2)	NCAA (3-2)
2018	Arkansas	48-21	.696	18-12	T-1st West	T-3rd (2-1)	CWS Runner-Up (9-3)
2019	Arkansas	9-1	.900	--	--	--	--
<i>Totals</i>		<i>652-365</i>	<i>.641</i>	<i>253-222</i>	--	<i>14 (21-25)</i>	<i>15 (52-35)</i>
<i>CAREER TOTALS</i>		<i>1,237-605</i>	<i>.672</i>	<i>387-292</i>	--	<i>44-34 (.564)</i>	<i>67-44 (.604)</i>



No.	Player	Pos.	B/T	Yr.	Ht.	Wt.	Hometown/Previous School
3	Zack Gregory	INF	L/R	Fr	5-10	175	Keller, Texas / Timber Creek HS
4	Trevor Ezell	INF	S/R	R-Sr	5-8	200	Bryant, Ark. / Bryant HS/ Southeast Missouri State
5	Jacob Nesbit	INF	R/R	R-Fr	6-0	170	Coppell, Texas / Coppell HS
7	Jack Kenley	INF	L/R	Jr	6-0	180	Germantown, Tenn. / Houston HS
8	Jordan McFarland	INF/OF	R/R	Jr	6-3	210	Waterloo, Ill. / Waterloo HS
10	Matt Goodheart	INF/OF	L/R	So	6-1	180	Magnolia, Ark. / San Jacinto CC
12	Casey Opitz	C	S/R	So	5-11	175	Centennial, Colo. / Heritage HS
13	Connor Noland	RHP	R/R	Fr	6-2	215	Greenwood, Ark. / Greenwood HS
14	Caleb Denny	INF	L/R	Fr	6-2	180	Owasso, Okla. / Owasso HS
15	Casey Martin	INF	R/R	So	5-11	175	Lonoke, Ark. / Lonoke HS
16	Andrew Stanley	C	R/R	Fr	5-9	180	Searcy, Ark. / Searcy HS/IMG Academy
17	Trey Harris	OF	R/R	Fr	5-10	165	Little Rock, Ark. / Little Rock Christian Academy
18	Heston Kjerstad	OF	L/R	So	6-3	200	Amarillo, Texas / Randall HS
19	Coby Boulware	INF	R/R	So	5-9	170	Anthem, Ariz. / TCU / Boulder Creek HS
20	Elijah Trest	RHP	L/R	Fr	6-3	205	White Oak, Texas / White Oak HS
21	Jacob Burton	RHP	R/R	Fr	6-0	195	Diana, Texas / New Diana HS
22	Curtis Washington, Jr.	OF/INF	R/R	Fr	6-2	175	West Memphis, Ark. / Academies of West Memphis HS
24	Dominic Fletcher	OF	L/L	Jr	5-9	175	Cypress, Calif. / Cypress HS
25	Christian Franklin	OF	R/R	Fr	5-11	180	Overland Park, Kan. / Rockhurst HS
26	Travis Hester	RHP	R/R	Fr	6-2	195	College Station, Texas / College Station HS
27	Dillon Lifrieri	OF/INF	R/R	Fr	6-0	190	Wilton, CT. / Wilton HS
28	Kole Ramage	RHP	R/R	So	6-1	195	Southlake, Texas / Southlake Carroll HS
29	Marshall Denton	RHP	R/R	R-So	5-11	165	Beebe, Ark. / Beebe HS
31	Caleb Bolden	RHP	R/R	So	6-2	185	Texarkana, Texas / Pleasant Grove HS
32	Matt Cronin	LHP	L/L	Jr	6-2	210	Navarre, Fla. / Navarre HS
33	Patrick Wicklander	LHP	R/L	Fr	6-1	180	San Jose, Calif. / Valley Christian HS
34	Steven Sanchez	LHP	L/L	Fr	6-7	250	Mundelein, Ill. / Mundelein HS
35	Jacob Kostyshock	RHP	R/R	Jr	6-4	175	O'Fallon, Mo. / Francis Howell HS
37	Caden Monke	LHP	L/L	Fr	6-3	160	Mt. Olive, Ill. / Mt. Olive HS
39	Evan Taylor	LHP	L/L	Fr	6-4	235	Florence, Ala. / Florence HS
44	Collin Taylor	RHP	R/R	R-So	5-11	220	Florence, Ala. / Florence HS / Walters State CC
45	Kevin Kopps	RHP	R/R	R-Jr	6-0	200	Sugar Land, Texas / George Ranch HS
46	Carter Sells	RHP	R/R	Fr	6-0	190	Brentwood, Tenn. / Ravenwood HS
48	Zack Plunkett	C	R/R	R-Sr	6-2	230	Hurst, Texas / TCU / L.D. Bell HS
49	Liam Henry	LHP	L/L	Fr	6-2	175	Kansas City, Mo. / Park Hill HS
54	Will Barker	RHP	R/R	Fr.	6-2	180	Sherwood, AR / Pulaski Academy
55	Isaiah Campbell	RHP	R/R	R-Jr	6-4	235	Olathe, Kan. / Olathe South HS
57	Cody Scroggins	RHP	R/R	R-Jr	6-0	185	Bentonville, Ark. / Bentonville HS
88	Zebulon Vermillion	RHP	L/R	So	6-4	215	Prairie Village, Kan. / Shawnee Mission East HS

**Coaches and Support Staff**

Head Coach:	2 Dave Van Horn, 17th Season (Arkansas, 1988)
Assistant Coach:	30 Nate Thompson, 2nd Season (Dallas-Baptist, 2006)
Assistant Coach:	47 Matt Hobbs, 1st Season (Missouri, 2002)
Volunteer Assistant Coach:	9 Taylor Smart, 1st Season (Tennessee, 2017)
Student Assistants:	11 Harrison Heffley, 2nd Season; 6 Jared Gates, 1st Season
Director of Operations:	Clay Goodwin, 12th Season (Arkansas, 2005)
Athletic Trainer:	Corey Wood (East Carolina, 2008)
Strength & Conditioning	Blaine Kinsley (Lenoir-Rhyne, 2010)
Director of Video and Scouting	Zach Barr (Arkansas, 2017)
Managers:	Sean O'Neil, Cale Petrie, Hayden Sutton, Chandler Tolbert, Doug Willey, Phil Cebuhar

**Pronunciation Guide**

Trevor Ezell	EE-zell
Jacob Nesbit	NEZ-bit
Casey Opitz	Opitts
Heston Kjerstad	KERR-stad
Dillon Lifrieri	LIF-fury
Kole Ramage	RAM-midge
Jacob Kostyshock	Cost-EE-shock
Caden Monke	Monk



**2019 Arkansas Baseball**  
**Overall Statistics for Arkansas (as of Mar 02, 2019)**  
**(All games Sorted by Batting avg)**



Record: 9-1 Home: 7-0 Away: 2-1 SEC: 0-0

Player	avg	gp-gs	ab	r	h	2b	3b	hr	rbi	tb	slg%	bb	hp	so	gdp	ob%	sf	sh	sb-att	po	a	e	fld%	
4 Trevor Ezell	.432	10-10	37	11	16	2	1	2	10	26	.703	7	0	6	1	.511	1	1	6-6	71	7	0	1.000	
25 Christian Franklin	.346	10-8	26	9	9	2	0	2	12	17	.654	6	1	4	1	.485	0	0	5-5	14	1	1	.938	
7 Jack Kenley	.314	10-10	35	11	11	1	1	3	12	23	.657	9	0	4	0	.455	0	0	4-4	11	31	0	1.000	
15 Casey Martin	.302	10-10	43	12	13	6	0	1	8	22	.512	5	1	6	0	.388	0	1	4-5	15	22	4	.902	
18 Heston Kjerstad	.283	10-10	46	5	13	2	0	1	7	18	.391	3	0	12	0	.327	0	0	0-0	15	1	1	.941	
24 Dominic Fletcher	.256	10-10	39	9	10	5	0	1	7	18	.462	5	0	9	0	.326	2	0	1-2	21	0	0	1.000	
5 Jacob Nesbit	.219	10-10	32	7	7	0	0	0	5	7	.219	6	0	9	1	.333	1	2	1-1	5	9	0	1.000	
-----																								
22 Curtis Washington	.600	6-0	5	3	3	0	1	0	0	5	1.000	1	0	1	0	.667	0	0	1-1	2	1	1	.750	
12 Casey Opitz	.318	8-6	22	6	7	2	0	0	6	9	.409	6	0	2	2	.433	2	0	3-3	70	3	0	1.000	
10 Matt Goodheart	.238	7-6	21	1	5	1	0	0	2	6	.286	2	0	6	0	.304	0	1	0-1	4	0	0	1.000	
48 Zack Plunkett	.231	5-4	13	1	3	1	0	0	1	4	.308	2	0	5	0	.333	0	0	0-0	34	3	1	.974	
8 Jordan McFarland	.200	6-4	15	2	3	0	0	0	4	3	.200	2	0	7	0	.278	1	0	1-1	2	0	0	1.000	
17 Trey Harris	.143	2-2	7	3	1	0	0	0	0	1	.143	2	1	0	0	.400	0	0	0-0	0	0	0	.000	
Totals	.296	10	341	80	101	22	3	10	74	159	.466	56	3	71	5	.393	7	5	26-29	272	90	11	.971	
Opponents	.231	10	342	41	79	13	0	7	39	113	.330	29	7	106	7	.303	2	3	2-6	253	80	16	.954	

LOB - Team (79), Opp (70). DPs turned - Team (9), Opp (6). IBB - Team (3), C. Martin 2, C. Opitz 1. Picked off - T. Ezell 1, M. Goodheart 1.

**(All games Sorted by Earned run avg)**

Player	era	w-l	app	gs	cg	sho	sv	ip	h	r	er	bb	so	2b	3b	hr	b/avg	wp	hp	bk	sfa	sha		
35 Jacob Kostyshock	0.84	0-0	3	1	0	0/0	1	10.2	7	1	1	2	8	1	0	0	.179	0	0	0	0	0		
55 Isaiah Campbell	3.12	3-0	3	3	0	0/0	0	17.1	14	9	6	3	23	3	0	0	.222	0	0	0	0	1		
13 Connor Noland	3.86	0-0	3	3	0	0/0	0	11.2	13	7	5	4	10	1	0	1	.271	0	2	0	1	1		
-----																								
28 Kole Ramage	0.00	3-0	3	0	0	0/0	0	9.1	8	1	0	3	10	0	0	0	.229	1	0	0	0	0		
32 Matt Cronin	0.00	1-0	4	0	0	0/0	3	5.0	3	0	0	2	9	0	0	0	.167	0	0	0	0	0		
39 Evan Taylor	0.00	0-0	2	0	0	0/0	0	2.0	0	0	0	1	5	0	0	0	.000	2	0	0	0	0		
88 Zebulon Vermillion	1.59	2-0	5	0	0	0/0	0	5.2	4	1	1	1	4	2	0	0	.182	0	0	0	0	0		
45 Kevin Kopps	2.45	0-0	2	0	0	0/0	0	3.2	4	1	1	0	2	0	0	1	.308	0	0	0	0	0		
29 Marshall Denton	3.00	0-0	4	0	0	0/0	0	3.0	4	1	1	0	2	0	0	1	.308	0	0	0	0	0		
33 Patrick Wicklander	5.40	0-1	5	1	0	0/0	0	8.1	7	5	5	5	13	2	0	1	.241	0	2	0	0	1		
21 Jacob Burton	6.75	0-0	3	0	0	0/0	0	4.0	5	3	3	2	2	2	0	1	.313	0	0	0	0	0		
57 Cody Scroggins	7.88	0-0	3	2	0	0/0	0	8.0	8	7	7	4	15	1	0	1	.258	0	2	1	1	0		
49 Liam Henry	9.00	0-0	1	0	0	0/0	0	1.0	1	1	1	0	0	0	0	1	.250	0	0	0	0	0		
37 Caden Monke	36.00	0-0	2	0	0	0/0	0	1.0	1	4	4	2	3	1	0	0	.200	1	1	0	0	0		
Totals	3.47	9-1	10	10	0	0/0	4	90.2	79	41	35	29	106	13	0	7	.231	4	7	1	2	3		
Opponents	7.47	1-9	10	10	0	0/0	0	84.1	101	80	70	56	71	22	3	10	.296	10	3	2	7	5		

PB - Team (0), Opp (1). Pickoffs - Team (0), Opp (2). SBA/ATT - C. Opitz (1-4), C. Noland (2-2), I. Campbell (0-2), Z. Plunkett (1-2), P Wicklander (0-1), K. Kopps (0-1).





2018 SEC RECORD: 18-12 • HOME: 14-1 • AWAY: 4-11



Individual Hitting

Table with columns: #, Player, AVG, GP, GS, AB, R, H, 2B, 3B, HR, RBI, TB, SLG%, BB, HBP, SO, GDP, OB%, SF, SH, SB, ATT, PO, A, E, FLD%. Rows include 20 Carson Shaddy, 8 Eric Cole, 15 Casey Martin, etc.

LOB - Team (254), Opp (192). DPs turned - Team (25), Opp (18). CI - Team (0), Opp (2). IBB - Team (2), C. Shaddy 1, G. Koch 1, Opp (2). Picked off - J. McFarland 1.

Individual Pitching

Table with columns: #, Player, ERA, W, L, APP, GS, CG, SHO, CBO, SV, IP, H, R, ER, BB, SO, 2B, 3B, HR, AB, B/Avg, WP, HBP, BK, SFA, SHA. Rows include 21 Kacey Murphy, 16 Blaine Knight, 55 Isaiah Campbell, etc.

PB - Team (4), G. Koch 3, C. Opitz 1, Opp (4). Pickoffs - Team (4), C. Opitz 1, B. Knight 1, K. Murphy 1, E. Lee 1, Opp (1). SBA/ATT - G. Koch (9-13), I. Campbell (2-5), B. Knight (2-4), C. Opitz (0-3), B. Loseke (1-2), M. Cronin (1-1), E. Lee (1-1), C. Scroggins (1-1), K. Murphy (1-1), J. Reindl (0-1).

Position Player Fielding

Table with columns: #, Player, C, PO, A, E, FLD%, DPs, SBA, CSB, SBA%, PB, CI. Rows include 33 Grant Koch, 3 Jared Gates, 8 Eric Cole, etc.


Position Player Fielding

Table with columns: #, Player, C, PO, A, E, FLD%, DPs, SBA, CSB, SBA%, PB, CI. Rows include 15 Casey Martin, 16 Blaine Knight, 6 Hunter Wilson, etc.

Hitting minimums - 1 Games 2.5 AB/Game
Pitching minimums - 1 Games 20% of Games 1.0 IP/Game

# A || STARTING PITCHER

**#33 PATRICK WICKLANDER**  
 LHP • 6-1 • 175 • FRESHMAN  
 SAN JOSE, CALIF.  
 VALLEY CHRISTIAN HS



## WICKLANDER'S CAREER APPEARANCES

Patrick Wicklander 2019 Game-By-Game (Freshman)  
 (5 Appearances, 1 Starts)

Date	Opponent	IP	H	R-ER	BB	K	Result
2/17/19	Eastern Illinois	2.1	2	1-1	0	4	ND
2/21/19	at USC	0.0	0	0-0	2	0	ND
2/23/19	at USC	2.0	2	2-2	0	2	ND
2/27/19	Memphis	3.0	3	2-2	1	4	ND
3/2/19	Stony Brook	1.0	0	0-0	2	3	ND
<b>TOTALS</b>	<b>5 G, 1 GS</b>	<b>8.1</b>	<b>7</b>	<b>5-5</b>	<b>5</b>	<b>13</b>	<b>0-0</b>

### SEASON HIGHS

Category	High	Opponent (Last)	Date
Innings	2.1	Eastern Illinois	2/17/19
Longest Start	--	--	--
Shortest Start	--	--	--
Longest Relief	2.1	Eastern Illinois	2/17/19
Hits	2	2x (at USC)	2/23/19
Runs	2	at USC	2/23/19
Earned Runs	2	at USC	2/23/19
Walks	2	2x (Stony Brook)	3/2/19
Strikeouts	4	Eastern Illinois	2/17/19

### 2019 HIGHLIGHTS

- Struck out four batters in his first career appearance (vs. Eastern Illinois), including striking out the side in his first inning on 10 pitches.
- Made two appearances at USC, throwing 2.0 innings and giving up two earned runs with two strikeouts.
- Made his first career start against Memphis (Feb. 27), throwing a season-high three innings and striking out four batters for the second time.



**RECORD RUNDOWN**

Overall	9-1
vs. Top-5 Teams	0-0
vs. Top-10 Teams	0-0
vs. Top-25 Teams	0-0
vs. Unranked Teams	9-1
At home	7-0
On the road	2-1
At neutral sites	0-0
In day games	7-0
In night games	2-1
In extra innings	0-1
Vs. teams .500 or better	3-0
Vs. teams .500 or worse	6-1
Vs. left-handed starter	2-1
Vs. right-handed starter	7-0
When starter receives decision	3-0
When reliever receives decision	6-1
When starter goes 5+ innings	4-0
When starter goes less than 5 innings	5-1
When scoring first	7-0
When opponent scores first	2-1
When leading after 6 innings	9-0
When trailing after 6 innings	0-1
When tied after 6 innings	0-0
When leading after 8 innings	8-0
When trailing after 8 innings	0-1
When tied after 8 innings	1-0
In one-run games	2-0
In two-run games	2-1
Series W-L-T	3-0-0
Series sweeps/times swept	2/0
When scoring 0-2 runs	0-0
When scoring 3-5 runs	3-1
When scoring 6-9 runs	3-0
When scoring 10+ runs	3-0
Shutouts vs. times shut out	0/0
When opponent scores 5 runs or less	6-0
When opponent scores 5 runs or more	3-1
When collecting 0-3 hits	0-0
When collecting 4-6 hits	2-0
When collecting 7-9 hits	4-0
When collecting 10-12 hits	0-1
When collecting 13+ hits	3-0
When out-hitting opponent	6-1
When out-hit by opponent	2-0
When hits are equal	1-0
When hitting a home run	3-1
When opponent hits a home run	4-1
When errorless	3-0
When committing one error	2-1
When committing 2+ errors	4-0
When opponent is errorless	1-0
Vs. SEC	0-0
Vs. SEC East	0-0
Vs. SEC West	0-0
Vs. non-conference	9-1
Game 1 of weekend series	3-0
Game 2 of weekend series	3-0
Game 3 of weekend series	3-1
In February	6-1
In March	3-0
In April	0-0
In May	0-0
In June	0-0

**MULTIPLE-HIT GAMES**

Name	2	3	4	5+	Total
Trevor Ezell	2	2	--	--	4
Jacob Nesbit	3	--	--	--	3
Casey Martin	2	1	--	--	3
Heston Kjerstad	1	1	--	--	2
Christian Franklin	2	--	--	--	2
Jack Kenley	2	--	--	--	2
Dominic Fletcher	1	--	--	--	1
Casey Opitz	1	--	--	--	1
Zack Plunkett	1	--	--	--	1
Jordan McFarland	1	--	--	--	1

**CAREER MULTIPLE-HIT GAMES**

Name	2016	2017	2018	2019	Total
Casey Martin	--	--	29	3	32
Jordan McFarland	--	7	9	1	17
Jack Kenley	--	1	2	2	5
Dominic Fletcher	--	18	23	1	42
Casey Opitz	--	--	2	1	3
Heston Kjerstad	--	--	24	2	26
Zack Plunkett	--	--	--	1	1
Trevor Ezell	25	3	24	4	72
Jacob Nesbit	--	--	--	3	3

**MULTIPLE-RBI GAMES**

Name	2	3	4	5+	Total
Christian Franklin	3	1	--	--	4
Jack Kenley	2	1	--	--	3
Trevor Ezell	1	1	--	--	2
Casey Martin	1	1	--	--	2
Heston Kjerstad	2	--	--	--	2
Casey Opitz	--	1	--	--	1
Jacob Nesbit	--	1	--	--	1
Jordan McFarland	--	1	--	--	1
Dominic Fletcher	1	--	--	--	1

**HITTING STREAKS**

Name	CURRENT	2019	CAREER
Dominic Fletcher	4	4	8
Jordan McFarland	--	--	10
Jack Kenley	3	3	4
Heston Kjerstad	2	4	14
Casey Martin	7	7	13
Trevor Ezell	2	4	--
Christian Franklin	3	3	3
Casey Opitz	--	5	5
Matt Goodheart	--	2	2

**REACHED BASE**

Name	CURRENT	2019	CAREER
Casey Martin	9	7	25
Heston Kjerstad	2	4	16
Dominic Fletcher	4	4	13
Jordan McFarland	1	--	10
Jack Kenley	3	3	7
Casey Opitz	6	6	6
Trevor Ezell	2	4	--
Zack Plunkett	--	2	1
Matt Goodheart	--	4	4
Jacob Nesbit	4	4	4
Christian Franklin	4	4	4

**HOME RUNS**

Career Home Runs	SOLO	2R	3R	GS	Total
Dominic Fletcher	14	5	4	--	23
Heston Kjerstad	9	4	2	--	15
Casey Martin	5	5	4	--	14
Jordan McFarland	2	--	--	1	3
Zack Plunkett	1	--	--	--	1
Trevor Ezell	1	1	--	--	18
Christian Franklin	1	--	1	--	2
Jack Kenley	1	2	--	--	3

**BREAKDOWN**

Total	10
At Baum Stadium	8
On The Road	2
At Neutral Site	0
Vs. RHP	9
Vs. LHP	1
w/ 0 Outs	2
w/ 1 Out	4
w/ 2 Outs	4
Solo	4
Two-Run	5
Three-Run	1
Grand Slam	0
Back-To-Back	0
Pinch-Hit	0
Walk-Off	0
Before the 7th Inning	9
7th Inning and Beyond	1
Opponent Total	5
Last HR Given Up	March 1 (Stony Brook)
Longest Stretch Without HR Allowed	3
Current Streak of No HR Allowed	1

**HOME RUN TRACKER**

Player	Date	Opp.	On Base-Outs
T. Ezell	Feb. 16	E. Illinois	0-2
C. Franklin	Feb. 16	E. Illinois	2-1
H. Kjerstad	Feb.16	E. Illinois	1-1
J. Kenley	Feb. 16	E. Illinois	0-0
C. Martin	Feb. 22	at USC	1-0
D. Fletcher	Feb. 23	at USC	0-1
T. Ezell	March 2	Stony Brook	1-2
J. Kenley	March 2	Stony Brook	1-1
C. Franklin	March 2	Stony Brook	0-2
J. Kenley	March 2	Stony Brook	1-2





# || BY THE NUMBERS

## STARTERS GAME-BY-GAME

Opponent	W-L	IP	H	R	ER	BB	K
East. Illinois	W	5.0	5	3	3	0	5
East. Illinois	--	4.2	4	1	0	2	4
East. Illinois	--	5.0	2	1	1	0	4
@ USC	--	3.2	1	3	3	2	8
@ USC	W	5.1	6	6	3	2	5
@ USC	--	4.0	3	2	2	2	2
Memphis	--	3.0	3	2	2	1	4
Stony Brook	W	7.0	3	0	0	1	13
Stony Brook	--	3.1	5	3	3	1	5
Stony Brook	--	3.0	6	3	3	1	1
Charlotte	--	--	--	--	--	--	--
Charlotte	--	--	--	--	--	--	--
Missouri	--	--	--	--	--	--	--
Missouri	--	--	--	--	--	--	--
Missouri	--	--	--	--	--	--	--
@ Texas	--	--	--	--	--	--	--
@ Texas	--	--	--	--	--	--	--
@ Alabama	--	--	--	--	--	--	--
@ Alabama	--	--	--	--	--	--	--
@ Alabama	--	--	--	--	--	--	--
@ Missouri St.	--	--	--	--	--	--	--
Ole Miss	--	--	--	--	--	--	--
Ole Miss	--	--	--	--	--	--	--
Ole Miss	--	--	--	--	--	--	--
Little Rock	--	--	--	--	--	--	--
@ Auburn	--	--	--	--	--	--	--
@ Auburn	--	--	--	--	--	--	--
@ Auburn	--	--	--	--	--	--	--
Oral Roberts	--	--	--	--	--	--	--
@ Vanderbilt	--	--	--	--	--	--	--
@ Vanderbilt	--	--	--	--	--	--	--
@ Vanderbilt	--	--	--	--	--	--	--
Ark. Pine Bluff	--	--	--	--	--	--	--
Mississippi St.	--	--	--	--	--	--	--
Mississippi St.	--	--	--	--	--	--	--
Mississippi St.	--	--	--	--	--	--	--
NW State	--	--	--	--	--	--	--
NW State	--	--	--	--	--	--	--
Tennessee	--	--	--	--	--	--	--
Tennessee	--	--	--	--	--	--	--
Tennessee	--	--	--	--	--	--	--
Grambling St.	--	--	--	--	--	--	--
@ Kentucky	--	--	--	--	--	--	--
@ Kentucky	--	--	--	--	--	--	--
@ Kentucky	--	--	--	--	--	--	--
LSU	--	--	--	--	--	--	--
LSU	--	--	--	--	--	--	--
LSU	--	--	--	--	--	--	--
@ Texas A&M	--	--	--	--	--	--	--
@ Texas A&M	--	--	--	--	--	--	--
@ Texas A&M	--	--	--	--	--	--	--

## BULLPEN GAME-BY-GAME

Opponent	W-L	IP	H	R	ER	BB	K
East. Illinois	--	4.0	6	4	4	2	3
East. Illinois	W	4.1	5	1	0	2	5
East. Illinois	W	4.0	4	2	2	1	5
@ USC	W	5.1	3	0	0	2	6
@ USC	--	3.2	3	0	0	0	1
@ USC	L	5.2	6	4	4	0	5
Memphis	W	6.0	3	1	1	1	8
Stony Brook	S	2.0	3	1	1	1	5
Stony Brook	W-S	5.2	3	0	0	1	6
Stony Brook	W	6.0	4	4	4	6	9
Charlotte	--	--	--	--	--	--	--
Charlotte	--	--	--	--	--	--	--
Missouri	--	--	--	--	--	--	--
Missouri	--	--	--	--	--	--	--
Missouri	--	--	--	--	--	--	--
@ Texas	--	--	--	--	--	--	--
@ Texas	--	--	--	--	--	--	--
@ Alabama	--	--	--	--	--	--	--
@ Alabama	--	--	--	--	--	--	--
@ Alabama	--	--	--	--	--	--	--
@ Missouri St.	--	--	--	--	--	--	--
Ole Miss	--	--	--	--	--	--	--
Ole Miss	--	--	--	--	--	--	--
Ole Miss	--	--	--	--	--	--	--
Little Rock	--	--	--	--	--	--	--
@ Auburn	--	--	--	--	--	--	--
@ Auburn	--	--	--	--	--	--	--
@ Auburn	--	--	--	--	--	--	--
Oral Roberts	--	--	--	--	--	--	--
@ Vanderbilt	--	--	--	--	--	--	--
@ Vanderbilt	--	--	--	--	--	--	--
@ Vanderbilt	--	--	--	--	--	--	--
Ark. Pine Bluff	--	--	--	--	--	--	--
Mississippi St.	--	--	--	--	--	--	--
Mississippi St.	--	--	--	--	--	--	--
Mississippi St.	--	--	--	--	--	--	--
NW State	--	--	--	--	--	--	--
NW State	--	--	--	--	--	--	--
Tennessee	--	--	--	--	--	--	--
Tennessee	--	--	--	--	--	--	--
Tennessee	--	--	--	--	--	--	--
Grambling St.	--	--	--	--	--	--	--
@ Kentucky	--	--	--	--	--	--	--
@ Kentucky	--	--	--	--	--	--	--
@ Kentucky	--	--	--	--	--	--	--
LSU	--	--	--	--	--	--	--
LSU	--	--	--	--	--	--	--
LSU	--	--	--	--	--	--	--
@ Texas A&M	--	--	--	--	--	--	--
@ Texas A&M	--	--	--	--	--	--	--
@ Texas A&M	--	--	--	--	--	--	--

## RECORD PER STARTER

Pitcher (Total Starts)	Record
Isaiah Campbell (3)	3-0
Connor Noland (3)	2-1
Jacob Kostyshock (1)	1-0
Cody Scroggins (2)	2-0
Patrick Wicklander (1)	1-0

## QUALITY STARTS

Pitcher (Total Starts)	QS	Record
Isaiah Campbell (3)	1	1-0

## RUN SUPPORT

Pitcher (Total Starts)	Runs	Per Start
Isaiah Campbell (3)	26	8.7
Connor Noland (3)	31	10.3
Cody Scroggins (2)	10	5.0
Jacob Kostyshock (1)	3	3.0
Patrick Wicklander (1)	10	10.0

# GAME-BY-GAME BATTING ORDER ||



**2019 RECORD: 9-1 • HOME: 7-0 • AWAY: 2-1 • NEUTRAL: 0-0 • SEC: 0-0 • NCAA TOURNAMENT: 0-0**

Date	Opposing team	1	2	3	4	5	6	7	8	9
Feb. 16, 2019	EASTERN ILLINOIS -1	Martin	Kjerstad	Ezell	Fletcher	Goodheart	Opitz	Kenley	Nesbit	Franklin
Feb. 16, 2019	EASTERN ILLINOIS - 2	Martin	Kjerstad	Ezell	Fletcher	Goodheart	McFarland	Kenley	Plunkett	Nesbit
Feb. 17, 2019	EASTERN ILLINOIS	Martin	Kjerstad	Ezell	Fletcher	Goodheart	Opitz	Kenley	McFarland	Nesbit
Feb. 21, 2019	at USC	Martin	Kjerstad	Ezell	Fletcher	Goodheart	Opitz	Kenley	Nesbit	Franklin
Feb. 22, 2019	at USC	Martin	Kjerstad	Ezell	Fletcher	Goodheart	Opitz	Kenley	Nesbit	Franklin
Feb. 23, 2019	at USC	Martin	Kjerstad	Ezell	Fletcher	McFarland	Kenley	Plunkett	Nesbit	Franklin
Feb. 27, 2019	MEMPHIS	Martin	Kjerstad	Ezell	Fletcher	Harris	Plunkett	Kenley	Nesbit	Franklin
March 1, 2019	STONY BROOK-1	Martin	Kjerstad	Ezell	Fletcher	Goodheart	Opitz	Kenley	Nesbit	Franklin
March 1, 2019	STONY BROOK-2	Martin	Kjerstad	Ezell	Fletcher	McFarland	Plunkett	Kenley	Nesbit	Franklin
March 2, 2019	STONY BROOK	Martin	Kjerstad	Ezell	Fletcher	Opitz	Harris	Kenley	Nesbit	Franklin



# || GAME-BY-GAME DEFENSIVE LINEUPS

2019 RECORD: 9-1 • HOME: 7-0 • AWAY: 2-1 • NEUTRAL: 0-0 • SEC: 0-0 • NCAA TOURNAMENT: 0-0

Date	Opposing team	C	1B	2B	3B	SS	LF	CF	RF	DH
Feb. 16, 2019	EASTERN ILLINOIS -1	Opitz	Ezell	Kenley	Nesbit	Martin	Franklin	Fletcher	Kjerstad	Goodheart
Feb. 16, 2019	EASTERN ILLINOIS - 2	Plunkett	Ezell	Kenley	Nesbit	Martin	Goodheart	Fletcher	Kjerstad	McFarland
Feb. 17, 2019	EASTERN ILLINOIS	Opitz	Ezell	Kenley	Nesbit	Martin	Goodheart	Fletcher	Kjerstad	McFarland
Feb. 21, 2019	at USC	Opitz	Ezell	Kenley	Nesbit	Martin	Franklin	Fletcher	Kjerstad	Goodheart
Feb. 22, 2019	at USC	Opitz	Ezell	Kenley	Nesbit	Martin	Franklin	Fletcher	Kjerstad	Goodheart
Feb. 23, 2019	at USC	Plunkett	Ezell	Kenley	Nesbit	Martin	Franklin	Fletcher	Kjerstad	McFarland
Feb. 27, 2019	MEMPHIS	Plunkett	Ezell	Kenley	Nesbit	Martin	Franklin	Fletcher	Kjerstad	Harris
March 1, 2019	STONY BROOK-1	Opitz	Ezell	Kenley	Nesbit	Martin	Franklin	Fletcher	Kjerstad	Goodheart
March 1, 2019	STONY BROOK-2	Plunkett	Ezell	Kenley	Nesbit	Martin	Franklin	Fletcher	Kjerstad	McFarland
March 2, 2019	STONY BROOK	Opitz	Ezell	Kenley	Nesbit	Martin	Franklin	Fletcher	Kjerstad	Harris





## THE LAST TIME AN ARKANSAS PLAYER...

4 Hits in a game	Casey Martin vs. Florida (College World Series), June 22, 2018
5 Hits in a game	Andy Wilkins at No. 9 Oklahoma (Norman Regional), May 31, 2009
6 Hits in a game	Jeremy Jackson vs. Northeastern (Okla.), April 16, 1997
2 Hits in an inning	Casey Opitz vs. Eastern Illinois, Feb. 16, 2019
2 Doubles in a game	Trevor Ezell vs. Eastern Illinois, Feb. 16, 2019
3 Doubles in a game	Carson Shaddy vs. Nebraska, March 4, 2017
4 Doubles in a game	Rodney Nye vs. La. Tech, March 31, 1998
2 Triples in a game	Jax Biggers vs. Auburn (SEC Tournament), May 25, 2017
Led off a game with a HR	Eric Cole at LSU, May 4, 2018
2 Home runs in a game	Jack Kenley vs. Stony Brook, March 2, 2019
3 Home runs in a game	Chad Spanberger vs. Auburn (SEC Tournament), May 26, 2017
Grand Slam	Hunter Wilson vs. Florida (SEC Tournament), March 25, 2018
HR in consecutive AB	Jack Kenley vs. Stony Brook, March 2, 2019
HR in 4 straight games	Aaron Murphree vs. OSU, So. Dakota St. & Siena, March 2-8, 2008
HR in 5 straight games	Aaron Murphree vs. OSU, So. Dakota St. & Siena, March 2-8, 2008
HR in 6 straight games	Aaron Murphree vs. OSU, So. Dakota St. & Siena, March 2-9, 2008
Pinch-hit home run	Evan Lee at Mississippi State, April 21, 2018
Inside the park home run	Eric Cole vs. Miami (Ohio), February 19, 2017
Back-to-Back Home Runs	Jared Gates & Evan Lee at #2 Florida, March 25, 2018
4 Runs in a game	Luke Bonfield vs. Nebraska, March 4, 2017
5 Runs in a game	Eric Cole vs South Carolina (NCAA Super), June 11, 2018
6 Runs in a game	Jeremy Jackson vs. Northeastern (Okla.), April 16, 1997
4 RBI in a game	Dominic Fletcher vs. Texas Tech (College World Series), June 20, 2018
5 RBI in a game	Jack Kenley vs. Stony Brook, March 2, 2019
6 RBI in a game	Casey Martin vs. Dayton, Feb. 28, 2018
7 RBI in a game	Chad Spanberger vs. Auburn (SEC Tournament), May 25, 2017
8 RBI in a game	Rodney Nye vs. ORU, April 14, 1999
9 RBI in a game	Ryan Lundquist vs. Central Missouri St., March 4, 1997
2 Stolen bases in a game	Jack Kenley vs. Stony Brook, March 1, 2019
3 Stolen bases in a game	Andrew Benintendi vs Stephen F. Austin, April 15, 2015
4 Stolen bases in a game	Logan Forsythe vs. Ole Miss, May 19, 2007
Stole home	Bobby Wernes vs. Ole Miss, March 28, 2015
2 Errors in a game	Casey Martin vs. Eastern Illinois, Feb. 16, 2019
3 Errors in a game	Bobby Wernes, at LSU, April 12, 2014
4 Errors in a game	Chris Shaddy vs. TCU, April 27, 1980
9-Inning no-hitter	Scott Roehl vs. Kansas St., March 20, 2001
9-Inning combined no-hitter	Nick Schmidt (6.0), Brian McLelland (1.0) & Devin Collis (2.0) vs. Oklahoma State, February 12, 2006
7-inning combined no-hitter	D. Taccolini (2.0), M. Cronin (3.0), & J. Alberius (2) vs. Auburn (SEC Tournament), May 25, 2017
1-Hitter	Trevor Stephan (7.0) at Tennessee, May 6, 2017
1-Hitter combined	Kacey Murphy (6.0 IP, 1 H) and Matt Cronin (1.0 IP, 0 H) vs. South Carolina, April 14, 2018
2-Hitter	Kacey Murphy vs. Florida (SEC Tournament), May 27, 2017
2-Hitter combined	Loseke (4.0 IP, 1 H), Murphy (1.2 IP, 0 H), Alberius (1.2 IP, 0 H), Harris (0.2 IP, 0 H), Willey (0.2 IP, 1 H), Rodriguez (0.1 IP, 0 H) vs. Western Illinois, March 13, 2016
3-Hitter	Ryne Stanek (9.0 IP), at No. 6 South Carolina, March 23, 2013
3-Hitter combined	Isaiah Campbell (5.0 IP, 2 H) and Matt Cronin (2.0 IP, 1 H) vs. S. Carolina, April 14, 2018
Complete game	Kacey Murphy vs. Florida (SEC Tournament), May 27, 2017
Complete-game shutout	Kacey Murphy vs. Florida (SEC Tournament), May 27, 2017
10-inning or more start	Dominic Taccolini at #12 Kentucky (10 innings), April 22, 2016
Had 10 strikeouts	Barrett Loseke vs. No. 4 Texas Tech, April 24, 2018
Had 11 strikeouts	Blaine Knight vs. No. 20 Texas A&M, May 11, 2018
Had 12 strikeouts	Trevor Stephan vs. Oral Roberts (NCAA Regional), June 2, 2017
Had 13 strikeouts	Isaiah Campbell vs. Stony Brook, March 1, 2019
Had 14 strikeouts	David Walling vs. South Carolina, May 16, 1999
Had 15 strikeouts	Nick Schmidt vs. Auburn, May 18, 2006
Had 16 strikeouts	David Walling vs. Eastern Illinois, Feb. 20, 1998
Had 17 strikeouts	Jess Todd vs. South Carolina (SEC Tournament), May 24, 2007

## THE LAST TIME AN ARKANSAS TEAM...

Scored 10 runs	vs. Memphis, Feb. 27, 2019
Scored 11 runs	vs. Texas (College World Series), June 17, 2018
Scored 12 runs	vs. Eastern Illinois, Feb. 16, 2019
Scored 13 runs	vs. South Carolina (SEC Tournament), May 23, 2018
Scored 14 runs	vs. South Carolina (NCAA Super), June 11, 2018
Scored 15 runs	vs. Stony Brook, March 2, 2019
Scored 16 runs	vs. No. 4 Kentucky, March 17, 2018
Scored 17 runs	vs. Villanova, February 19, 2012
Scored 18 runs	vs. Dayton, Feb. 28, 2018
Scored 19 runs	vs. Grambling State (Fayetteville Regional), June 4, 2010
Scored 20 runs	vs. Mississippi Valley State, Feb. 24, 2016
Scored 21 runs	vs. Mississippi Valley State, Feb. 23, 2016
Scored 22 runs	vs. Louisiana Tech, Feb. 14, 2004
Scored 23 runs	Never
Scored 24 runs	Missouri Southern, Feb. 11, 1998
Scored 25 runs	Missouri Southern, Feb. 4, 2001
Scored 26 runs	vs. Iowa (in Arlington, Texas), Feb. 14, 1997
Scored 27 runs	Never
Scored 28 runs	vs. Wisconsin-Milwaukee (2), Feb. 18, 2007
Scored 29 runs	Morningside, April 6, 1968
Scored 30 runs	at South Carolina, March 30, 1997
Scored 31-32 runs	32 vs. Bucknell, Feb. 17, 2018
Scored 33 + runs	33 vs. Southwest Baptist, March 21, 1984
Had 14 hits	vs. Eastern Illinois, Feb. 16, 2019
Had 15 hits	vs. Stony Brook, March 2, 2019
Had 16 hits	vs. ULM, March 7, 2017
Had 17 hits	vs. No. 13 Auburn, April 7, 2018
Had 18 hits	vs. Eastern Illinois, Feb. 16, 2019
Had 19 hits	vs. No. 4 Kentucky, March 17, 2018
Had 20 hits	vs. Dayton, Feb. 28, 2018
Had 21 hits	Kentucky, April 28, 2001
Had 22 hits	vs. Bucknell, Feb. 17, 2018
Had 23 hits	Centenary, March 31, 1999
Had 24 hits	Georgia, March 17, 2001
Had 25 hits	at Centenary, March 23, 2005
Had 26-29 hits	28 at South Carolina, March 30, 1997
Had 30 hits	vs. Saint Louis, April 7, 2010
Had 31+ hits	32 vs. Southwest Baptist, March 21, 1984
Hit four or more home runs in a game	6 - Jared Gates, Luke Bonfield, Carson Shaddy, Dominic Fletcher, Grant Koch, Casey Martin vs. Bucknell, Feb. 17, 2018
	5 - Biggers, Martin, Bonfield, Shaddy (2) vs. No. 4 Kentucky, March 17, 2018
	4 - Kjerstad (2), Shaddy, Biggers vs. Oral Roberts (NCAA Regional), June 1, 2018
	4 - Casey Martin, Jordan McFarland (2), Carson Shaddy vs. Kent State, March 11, 2018
	4 - E. Cole, H. Kjerstad, D. Fletcher, G. Koch at #4 Ole Miss, March 31, 2018
	4 - T. Ezell, H. Kjerstad, C. Franklin, J. Kenley vs. E. Illinois, Feb. 16, 2019
4 Errors in a game	vs. ULM, April 3, 2018
5 Errors in a game	vs. South Carolina (SEC Tournament), May 23, 2018
6 Errors in a game	vs. Eastern Illinois, March 5, 2016
7 Errors in a game	vs. La. Tech, March 20, 2001
Was Shutout	vs. Oregon State, June 28, 2018
Was Shutout Back-to-Back	vs. LSU, April 23-24, 2005 (7-0, 6-0)
Held to 1 hit	vs. Missouri State, May 17, 2016
Held to 2 hits	vs. Oregon State, June 28, 2018
Held to 3 hits	vs. LSU, May 26, 2018 (2-1)
Did not strikeout	vs. Eastern Illinois, Feb. 16, 2019
Swept an SEC Home Series (three games)	vs. No. 20 Texas A&M, May 11-13, 2018
Swept an SEC Road Series (three games)	at Alabama, April 30-May 2, 2015
Was Swept in SEC Home Series	vs. Alabama, May 13-15, 2016
Was Swept in SEC Road Series	at Mississippi State, April 20-21, 2018
Swept a Non-conference Home Series	vs. Stony Brook, March 1-2, 2019
Swept a Non-conference Road Series	at McNeese State, March 23-24, 2010
Was Swept in a Non-conference Home Series	Gonzaga, March 10-11, 2015
Was Swept in a Non-conference Road Series	at Nebraska, April 16, 2013
Won a Non-conference Home Series	vs. Stony Brook, March 1-2, 2019
Lost a Non-conference Home Series	vs. South Alabama, February 28-March 1, 2014
Lost a Non-conference Road Series	at Nebraska, April 16, 2013
Back-to-Back Shutouts	UK (1-0) April 22 and UK (2-0) April 22-23, 2016
Most Consecutive Shutouts	4 vs. Wisconsin (March 15-16, 1980)
Shut out an opponent at home	vs. South Carolina (3-0), April 14, 2018
Shut out an opponent on the road	at Tennessee (2-0), May 6, 2017
Shut out an SEC opponent at home	vs. South Carolina (3-0), April 14, 2018
Shut out an SEC opponent on the road	at No. 22 Texas A&M (8-0), May 20, 2017



## || GAME-BY-GAME HITTING

**2019 RECORD:** 9-1 • **HOME:** 7-0 • **AWAY:** 2-1 • **NEUTRAL:** 0-0 • **SEC:** 0-0 • **NCAA TOURNAMENT:** 0-0

Date	Opponent	AB	R	H	RBI	2B	3B	HR	BB	IBB	SB	CS	HBP	SAC	SF	GDP	K	PO	A	E	Avg
Feb 16, 2019	EASTERN ILLINOIS	38	15	18	15	5	0	4	7	0	2	1	0	0	1	2	0	27	13	0	.474
Feb 16, 2019	EASTERN ILLINOIS	37	12	14	12	3	0	0	4	0	2	0	0	1	2	0	12	27	9	3	.427
Feb 17, 2019	EASTERN ILLINOIS	26	3	6	3	1	0	0	8	1	0	0	0	3	1	1	4	27	7	0	.376
Feb 21, 2019	at USC	33	6	8	5	2	0	0	7	0	3	1	0	0	1	1	10	27	5	1	.343
Feb 22, 2019	at USC	35	8	8	8	2	1	1	8	1	5	0	1	0	0	0	11	27	14	2	.320
Feb 23, 2019	at USC	42	4	11	3	3	0	1	2	1	3	0	0	0	0	0	12	29	11	1	.308
Feb 27, 2019	MEMPHIS	32	10	8	9	0	0	0	9	0	5	0	1	0	1	0	6	27	7	0	.300
Mar 01, 2019	STONY BROOK	28	3	6	2	2	1	0	2	0	2	1	0	0	0	1	4	27	5	0	.292
Mar 01, 2019	STONY BROOK	30	4	7	3	2	0	0	3	0	3	0	0	1	1	0	6	27	9	2	.286
Mar 02, 2019	STONY BROOK	40	15	15	14	2	1	4	6	0	1	0	1	0	0	0	6	27	10	2	.296
	<b>Totals</b>	<b>341</b>	<b>80</b>	<b>101</b>	<b>74</b>	<b>22</b>	<b>3</b>	<b>10</b>	<b>56</b>	<b>3</b>	<b>26</b>	<b>3</b>	<b>3</b>	<b>5</b>	<b>7</b>	<b>5</b>	<b>71</b>	<b>272</b>	<b>90</b>	<b>11</b>	<b>.296</b>



2019 RECORD: 9-1 • HOME: 7-0 • AWAY: 2-1 • NEUTRAL: 0-0 • SEC: 0-0 • NCAA TOURNAMENT: 0-0

Date	Opponent	IP	H	R	ER	BB	SO	2B	3B	HR	WP	BK	HBP	DP	IBB	Score	W	L	SV	ERA
Feb 16, 2019	EASTERN ILLINOIS	9.0	11	7	7	2	8	2	0	1	0	1	0	1	0	15-7	1	0	0	7.00
Feb 16, 2019	EASTERN ILLINOIS	9.0	9	3	0	3	12	0	0	0	0	0	0	2	0	12-3	2	0	0	3.50
Feb 17, 2019	EASTERN ILLINOIS	9.0	7	2	2	3	8	2	0	0	0	0	0	1	0	3-2	3	0	0	3.00
Feb 21, 2019	at USC	9.0	4	3	3	4	14	1	0	0	0	0	3	1	0	6-3	4	0	1	3.00
Feb 22, 2019	at USC	9.0	9	6	3	2	6	1	0	0	0	0	0	2	0	8-6	5	0	2	3.00
Feb 23, 2019	at USC	9.2	9	6	6	2	7	1	0	2	0	0	0	0	0	4-6	5	1	2	3.46
Feb 27, 2019	MEMPHIS	9.0	6	3	3	2	12	2	0	2	1	0	2	1	0	10-3	6	1	2	3.39
Mar 01, 2019	STONY BROOK	9.0	6	1	1	2	18	1	0	1	0	0	0	0	0	3-1	7	1	3	3.10
Mar 01, 2019	STONY BROOK	9.0	8	3	3	2	11	1	0	1	1	0	0	0	0	4-3	8	1	4	3.09
Mar 02, 2019	STONY BROOK	9.0	10	7	7	7	10	2	0	0	2	0	2	1	0	15-7	9	1	4	3.47
	<b>Totals</b>	<b>90.2</b>	<b>79</b>	<b>41</b>	<b>35</b>	<b>29</b>	<b>106</b>	<b>13</b>	<b>0</b>	<b>7</b>	<b>4</b>	<b>1</b>	<b>7</b>	<b>9</b>	<b>0</b>	<b>80-41</b>	<b>9</b>	<b>1</b>	<b>4</b>	<b>3.47</b>



## TEAM GAME HIGHS (2019)

### Team Batting

At bats:	42	at USC (Feb 23, 2019)
Runs scored:	15	vs Eastern Illinois (Feb 16, 2019)
	15	vs Stony Brook (Mar 02, 2019)
Hits:	18	vs Eastern Illinois (Feb 16, 2019)
RBI's:	15	vs Eastern Illinois (Feb 16, 2019)
Doubles:	5	vs Eastern Illinois (Feb 16, 2019)
Triples:	1	at USC (Feb 22, 2019)
	1	vs Stony Brook (Mar 01, 2019)
	1	vs Stony Brook (Mar 02, 2019)
Home runs:	4	vs Eastern Illinois (Feb 16, 2019)
	4	vs Stony Brook (Mar 02, 2019)
Total bases:	35	vs Eastern Illinois (Feb 16, 2019)
Walks:	9	vs Memphis (Feb 27, 2019)
Strikeouts:	12	vs Eastern Illinois (Feb 16, 2019)
	12	at USC (Feb 23, 2019)
Sac hits:	3	vs Eastern Illinois (Feb 17, 2019)
Sac flies:	2	vs Eastern Illinois (Feb 16, 2019)
Stolen bases:	5	at USC (Feb 22, 2019)
	5	vs Memphis (Feb 27, 2019)
Hit by pitch:	1	at USC (Feb 22, 2019)
	1	vs Memphis (Feb 27, 2019)
	1	vs Stony Brook (Mar 02, 2019)
Caught stealing:	1	vs Eastern Illinois (Feb 16, 2019)
	1	at USC (Feb 21, 2019)
	1	vs Stony Brook (Mar 01, 2019)
Runners LOB:	10	vs Eastern Illinois (Feb 17, 2019)
	10	at USC (Feb 23, 2019)
Hit into DP:	3	vs Eastern Illinois (Feb 16, 2019)

### Team Fielding

Putouts:	29	at USC (Feb 23, 2019)
Assists:	14	at USC (Feb 22, 2019)
Errors:	3	vs Eastern Illinois (Feb 16, 2019)
DPs turned:	2	vs Eastern Illinois (Feb 16, 2019)
	2	at USC (Feb 22, 2019)

### Team Pitching

Innings pitched:	9.2	at USC (Feb 23, 2019)
Runs allowed:	7	vs Eastern Illinois (Feb 16, 2019)
	7	vs Stony Brook (Mar 02, 2019)
Earned runs:	7	vs Eastern Illinois (Feb 16, 2019)
	7	vs Stony Brook (Mar 02, 2019)
Walks allowed:	7	vs Stony Brook (Mar 02, 2019)
Strikeouts:	18	vs Stony Brook (Mar 01, 2019)
Hits allowed:	11	vs Eastern Illinois (Feb 16, 2019)
Doubles allowed:	2	(4 games )
Homers allowed:	2	at USC (Feb 23, 2019)
	2	vs Memphis (Feb 27, 2019)
Wild pitches:	2	vs Stony Brook (Mar 02, 2019)
Hit batters:	3	at USC (Feb 21, 2019)

## INDIVIDUAL GAME HIGHS (2019)

### Individual Batting

At bats:	6	Casey Martin vs Eastern Illinois (Feb 16, 2019)
	6	Heston Kjerstad vs Stony Brook (Mar 02, 2019)
Runs scored:	3	Trevor Ezell vs Eastern Illinois (Feb 16, 2019)
	3	Casey Martin vs Memphis (Feb 27, 2019)
	3	Jack Kenley vs Stony Brook (Mar 02, 2019)
Hits:	3	(5 games )
RBI's:	5	Jack Kenley vs Stony Brook (Mar 02, 2019)
Doubles:	2	Trevor Ezell vs Eastern Illinois (Feb 16, 2019)
Triples:	1	Jack Kenley at USC (Feb 22, 2019)
	1	Trevor Ezell vs Stony Brook (Mar 01, 2019)
	1	Curtis Washington vs Stony Brook (Mar 02, 2019)
Home runs:	2	Jack Kenley vs Stony Brook (Mar 02, 2019)
Total bases:	8	Trevor Ezell vs Eastern Illinois (Feb 16, 2019)
	8	Jack Kenley vs Stony Brook (Mar 02, 2019)
Walks:	3	Christian Franklin at USC (Feb 21, 2019)
	3	Trevor Ezell at USC (Feb 22, 2019)
Strikeouts:	4	Heston Kjerstad at USC (Feb 22, 2019)
Sac hits:	2	Jacob Nesbit vs Eastern Illinois (Feb 17, 2019)
Sac flies:	1	(7 games )
Stolen bases:	2	(4 games )
Hit by pitch:	1	Christian Franklin at USC (Feb 22, 2019)
	1	Casey Martin vs Memphis (Feb 27, 2019)
	1	Trey Harris vs Stony Brook (Mar 02, 2019)
Caught stealing:	1	Casey Martin vs Eastern Illinois (Feb 16, 2019)
	1	Matt Goodheart at USC (Feb 21, 2019)
	1	Dominic Fletcher vs Stony Brook (Mar 01, 2019)
Runners LOB:	3	(8 games )

### Fielding

Putouts:	18	Casey Opitz vs Stony Brook (Mar 01, 2019)
Assists:	7	Jack Kenley vs Eastern Illinois (Feb 16, 2019)
Errors:	2	Casey Martin vs Eastern Illinois (Feb 16, 2019)

### Pitching

Innings pitched:	7.0	Isaiah Campbell vs Stony Brook (Mar 01, 2019)
Runs allowed:	6	Isaiah Campbell at USC (Feb 22, 2019)
Earned runs:	4	Caden Monke vs Stony Brook (Mar 02, 2019)
Walks allowed:	2	(8 games )
Strikeouts:	13	Isaiah Campbell vs Stony Brook (Mar 01, 2019)
Hits allowed:	6	Isaiah Campbell at USC (Feb 22, 2019)
	6	Connor Noland vs Stony Brook (Mar 02, 2019)
Doubles allowed:	1	(13 games )
Homers allowed:	1	(7 games )
Wild pitches:	2	Evan Taylor vs Stony Brook (Mar 02, 2019)
Hit batters:	2	Cody Scroggins at USC (Feb 21, 2019)
	2	Connor Noland vs Stony Brook (Mar 02, 2019)

#32 MATT CRONIN • JR • LHP • 6-2 • 190

**CAREER HIGHS**

Category	High	Opponent (Last)	Date
Innings	4.0	at San Diego State	2/24/18
Longest Start	--	--	--
Shortest Start	--	--	--
Longest Relief	4.0	at San Diego State	2/24/18
Hits	4	No. 4 Kentucky	3/16/18
Runs	3	2x (vs. Oregon St.)	6/27/18
Earned Runs	3	2x (vs. Oregon St.)	6/27/18
Walks	3	vs. Auburn	5/25/17
Strikeouts	6	vs. Auburn	5/25/17

**CRONIN'S CAREER APPEARANCES**

Matt Cronin 2019 Game-By-Game (Junior)  
(4 Appearances, 0 Starts)

Date	Opponent	IP	H	R-ER	BB	K	Result
2/17/19	Eastern Illinois	1.2	1	0-0	1	1	W, 1-0
2/21/19	at USC	1.1	0	0-0	0	4	S, 1
2/22/19	at USC	1.0	0	0-0	0	1	S, 2
3/1/19	Stony Brook	1.0	2	0-0	1	3	S, 3
<b>TOTALS</b>	<b>4 G, 0 GS</b>	<b>5.0</b>	<b>3</b>	<b>0-0</b>	<b>2</b>	<b>9</b>	<b>1-0 (3 SV)</b>

Matt Cronin 2018 Game-By-Game (Sophomore)  
(25 Appearances, 0 Starts)

Date	Opponent	IP	H	R-ER	BB	K	Result
2/18/18	Bucknell	1.0	1	0-0	0	1	W, 1-0
2/21/18	vs. Arizona	2.1	0	0-0	1	3	S, 1
2/24/18	at San Diego St.	4.0	0	0-0	0	5	W, 2-0
3/3/18	USC	2.2	2	2-2	2	2	ND
3/9/18	Kent State	1.0	0	0-0	0	1	ND
3/14/18	Texas	1.2	1	0-0	0	2	S, 2
3/16/18	#4 Kentucky	2.2	4	2-2	0	4	S, 3
3/23/18	at #2 Florida	2.0	1	0-0	0	4	S, 4
3/25/18	at #2 Florida	1.2	1	1-1	0	0	ND
3/29/18	at #4 Ole Miss	3.0	1	0-0	1	5	S, 5
3/31/18	at #4 Ole Miss	2.0	1	2-2	1	1	ND
4/6/18	#13 Auburn	2.2	0	0-0	0	1	S, 6
4/10/18	Grambling St.	1.0	0	0-0	0	1	S, 7
4/14/18	South Carolina	1.0	0	0-0	0	1	S, 8
4/14/18	South Carolina	2.0	1	0-0	0	1	S, 9
4/20/18	at Mississippi St.	2.0	1	3-3	3	5	L, 2-1
5/13/18	#20 Texas A&M	2.0	0	2-2	2	2	ND
5/17/18	at #13 Georgia	2.2	3	1-1	0	3	S, 10
5/25/18	vs. Florida	2.0	0	0-0	1	5	S, 11
6/3/18	Dallas Baptist	2.0	3	1-1	0	4	S, 12
6/11/18	#25 South Carolina	1.0	0	0-0	1	1	ND
6/20/18	vs. Texas Tech	1.1	2	2-2	1	2	ND
6/22/18	vs Florida	2.0	1	0-0	0	2	S, 13
6/26/18	vs. Oregon St.	1.0	0	0-0	0	2	S, 14
6/27/18	vs. Oregon St.	1.2	2	3-3	1	1	L, 2-2
<b>TOTALS</b>	<b>25 G, 0 GS</b>	<b>50.1</b>	<b>25</b>	<b>19-19</b>	<b>14</b>	<b>59</b>	<b>2-2 (14 SV)</b>

Matt Cronin 2017 Game-By-Game (Freshman)  
(15 Appearances, 0 Starts)

Date	Opponent	IP	H	R-ER	BB	K	Result
3/4/17	vs. Nebraska	1.0	0	0-0	0	2	ND
3/8/17	ULM	2.0	0	0-0	2	3	ND
3/15/17	Alcorn State	2.0	2	1-1	0	4	ND
3/22/17	New Orleans	0.0	0	1-1	1	0	ND
4/1/17	at Alabama	1.0	1	0-0	1	1	ND
4/5/17	Grand Canyon	1.0	0	0-0	0	2	ND
4/11/17	at Missouri State	1.2	1	0-0	1	2	W, 1-0
4/18/17	Memphis	1.1	2	0-0	0	2	W, 2-0
4/25/17	vs. Kansas State	3.0	2	0-0	1	5	ND
5/19/17	at #22 Texas A&M	0.1	0	0-0	0	0	ND
5/25/17	vs. Auburn	3.0	0	0-0	3	6	W, 3-0
5/28/17	vs. LSU	0.1	0	0-0	0	1	ND
6/2/17	Oral Roberts	0.1	0	0-0	0	1	ND
6/3/17	Missouri State	0.0	0	1-1	1	0	L, 3-1
6/4/17	Missouri State	1.0	0	1-1	2	2	ND
<b>TOTALS</b>	<b>15 G, 0 GS</b>	<b>18.0</b>	<b>8</b>	<b>4-4</b>	<b>12</b>	<b>31</b>	<b>3-1</b>

**2019 HIGHLIGHTS**

- Earned the victory in his first appearance of the year after throwing the final 1.2 innings against Eastern Illinois (2/17) and striking out one.
- Locked up two saves in two consecutive appearances at USC (2/21-22), his first saves of the year.
- Struck out all four batters he faced in his second appearance of the year (at USC), needing only 11 pitches.
- Has earned five saves in his last seven appearances going back to last year's College World Series where he earned saves against Oregon State (6/26/18) and Florida (6/22/18).
- Earned his third-straight save last week against Stony Brook (March 1), striking out the side with three baserunners allowed.

# A || PITCHERS

#28 KOLE RAMAGE • SO • RHP • 6-1 • 201

## CAREER HIGHS

Category	High	Opponent (Last)	Date
Innings	4.2	at No. 13 Georgia	5/19/18
Longest Start	4.2	at No. 13 Georgia	5/19/18
Shortest Start	1.2	No. 4 Kentucky	3/17/18
Longest Relief	3.2	2x (Stony Brook)	3/1/19
Hits	6	at No. 13 Georgia	5/19/18
Runs	5	ULM	4/3/18
Earned Runs	2	3x (Alabama)	4/29/18
Walks	2	6x (E. Illinois)	2/16/19
Strikeouts	5	3x (at No. 13 Georgia)	5/19/18

## RAMAGE'S CAREER APPEARANCES

Kole Ramage 2019 Game-By-Game (Sophomore)  
(3 Appearances, 0 Starts)

Date	Opponent	IP	H	R-ER	BB	K	Result
2/16/19	Eastern Illinois	2.1	4	1-0	2	4	W, 1-0
2/21/19	at USC	3.1	2	0-0	0	2	W, 2-0
3/1/19	Stony Brook	3.2	2	0-0	1	4	W, 3-0
<b>TOTALS</b>	<b>3 G, 0 GS</b>	<b>9.1</b>	<b>8</b>	<b>1-0</b>	<b>3</b>	<b>10</b>	<b>3-0</b>

Kole Ramage 2018 Game-By-Game (Freshman)  
(21 Appearances, 2 Starts)

Date	Opponent	IP	H	R-ER	BB	K	Result
2/16/18	Bucknell	2.0	1	0-0	0	4	ND
2/25/18	at San Diego	1.0	3	3-2	1	0	ND
3/1/18	Dayton	2.0	2	0-0	0	3	ND
3/9/18	Kent State	2.0	2	1-1	0	4	ND
3/11/18	Kent State	0.0	1	1-0	1	0	ND
3/14/18	Texas	2.2	2	0-0	2	3	ND
3/17/18	No. 4 Kentucky*	1.2	2	4-1	1	2	ND
3/21/18	at Charlotte	1.0	2	1-1	0	1	L, 0-1
3/30/18	at No. 4 Ole Miss	3.2	0	0-0	0	5	ND
4/3/18	ULM	1.1	1	5-1	2	1	ND
4/10/18	Grambling St.	2.2	3	4-0	1	5	ND
4/12/18	South Carolina	0.1	1	0-0	0	1	ND
4/17/18	Missouri St.	1.2	0	0-0	0	2	W, 1-1
4/21/18	at Mississippi St.	0.1	1	0-0	0	1	ND
4/29/18	Alabama	0.2	0	3-2	2	2	ND
5/19/18	at #13 Georgia*	4.2	6	2-2	1	5	ND
5/23/18	vs. South Carolina	2.2	5	2-2	2	3	ND
6/10/18	#25 South Carolina	1.0	1	1-1	0	2	ND
6/17/18	vs. Texas	1.0	2	2-2	2	3	ND
6/27/18	vs. Oregon St.	1.2	1	0-0	0	1	ND
6/28/18	vs. Oregon St.	2.0	1	1-1	1	2	ND
<b>TOTALS</b>	<b>21 G, 2 GS</b>	<b>33.1</b>	<b>33</b>	<b>24-14</b>	<b>14</b>	<b>46</b>	<b>1-1</b>

## 2019 HIGHLIGHTS

- Has yet to give up an earned run in 5.2 innings so far this season, striking out six and earning two wins.
- Pitched a season-high 3.1 innings at USC (Feb. 21) and allowing only two hits in a 6-3 series-opening victory.
- Won his team-leading third game of the year after working 3.2 innings out of the bullpen against Stony Brook (March 1), while striking out four.

#35 JACOB KOSTYSHOCK • JR • RHP • 6-4 • 175

## CAREER HIGHS

Category	High	Opponent (Last)	Date
Innings	5.0	Eastern Illinois	2/17/19
Longest Start	5.0	Eastern Illinois	2/17/19
Shortest Start	5.0	Eastern Illinois	2/17/19
Longest Relief	3.2	2x (at USC)	2/23/19
Hits	7	at No. 2 Florida	3/24/18
Runs	7	at No. 2 Florida	3/24/18
Earned Runs	5	at No. 2 Florida	3/24/18
Walks	3	vs. Nebraska	3/4/17
Strikeouts	3	3x (at USC)	2/23/19

## KOSTYSHOCK'S CAREER APPEARANCES

Jacob Kostyshock 2019 Game-By-Game (Junior)  
(3 Appearances, 1 Start)

Date	Opponent	IP	H	R-ER	BB	K	Result
2/17/19	Eastern Illinois*	5.0	3	0-0	2	3	ND
2/23/19	at USC	3.2	3	1-1	0	3	ND
3/1/19	Stony Brook	2.0	1	0-0	0	2	S, 1
<b>TOTALS</b>	<b>3 G, 1 GS</b>	<b>10.2</b>	<b>7</b>	<b>1-1</b>	<b>2</b>	<b>8</b>	<b>0-0 (1 SV)</b>

Jacob Kostyshock 2018 Game-By-Game (Sophomore)  
(9 Appearances, 0 Starts)

Date	Opponent	IP	H	R-ER	BB	K	Result
2/17/18	Bucknell	1.0	0	0-0	0	2	ND
2/25/18	at San Diego	3.0	3	0-0	0	3	ND
3/9/18	Kent State - 1	1.0	1	0-0	1	1	ND
3/9/18	Kent State - 2	0.1	1	0-0	0	0	ND
3/13/18	Texas	3.0	4	2-2	2	1	S, 1
3/21/18	at Charlotte	1.0	2	1-1	0	0	ND
3/24/18	at No. 2 Florida	3.2	7	7-5	2	2	ND
3/31/18	at No. 4 Ole Miss	0.1	1	2-2	1	0	ND
4/29/18	Alabama	0.2	0	0-0	2	1	ND
<b>TOTALS</b>	<b>9 G, 0 GS</b>	<b>14.0</b>	<b>19</b>	<b>12-10</b>	<b>8</b>	<b>10</b>	<b>0-0 (1 SV)</b>

Jacob Kostyshock 2017 Game-By-Game (Freshman)  
(6 Appearances, 0 Starts)

Date	Opponent	IP	H	R-ER	BB	K	Result
3/4/17	vs. Nebraska	0.2	2	3-3	3	2	ND
3/8/17	ULM	2.0	0	0-0	0	2	ND
3/15/17	Alcorn State	1.0	0	0-0	0	0	ND
4/4/17	Grand Canyon	0.2	3	1-1	0	1	ND
4/13/17	Georgia	0.0	0	0-0	2	0	ND
4/25/17	vs. Kansas State	1.0	1	0-0	1	1	W, 1-0
<b>TOTALS</b>	<b>6 G, 0 GS</b>	<b>5.2</b>	<b>6</b>	<b>4-4</b>	<b>6</b>	<b>6</b>	<b>1-0</b>

## 2019 HIGHLIGHTS

- Made his first career start in week one against Eastern Illinois (Feb. 17), going a career-high five innings and striking out three without giving up any runs.
- Came out of the bullpen in week two, throwing 48 pitches and allowing only one run with three strikeouts against USC (Feb. 23).
- Matched his career-high strikeout total for the second-straight week by punching out three batters against USC (Feb. 23).
- Earned his second save of his career after pitching the final two innings in a 4-3 win over Stony Brook (March 1).



#29 MARSHALL DENTON • R-SO • RHP • 5-11 • 160

#88 ZEBULON VERMILLION • SO • RHP • 6-4 • 208

**CAREER HIGHS**

Category	High	Opponent (Last)	Date
Innings	5.2	at Auburn	4/21/17
Longest Start	--	--	--
Shortest Start	--	--	--
Longest Relief	5.2	at Auburn	4/21/17
Hits	7	at Auburn	4/21/17
Runs	5	at Auburn	4/21/17
Earned Runs	5	at Auburn	4/21/17
Walks	2	at Auburn	4/21/17
Strikeouts	5	at Auburn	4/21/17

**DENTON'S CAREER APPEARANCES**

Marshall Denton 2019 Game-By-Game (R-Sophomore)  
(4 Appearances, 0 Starts)

Date	Opponent	IP	H	R-ER	BB	K	Result
2/16/19	Eastern Illinois-1	1.0	1	0-0	0	1	ND
2/16/19	Eastern Illinois-2	1.0	1	0-0	0	0	ND
2/23/19	at USC	0.0	1	1-1	0	0	L, 0-1
3/2/19	Stony Brook	1.0	1	0-0	0	1	ND
<b>TOTALS</b>	<b>4 G, 0 GS</b>	<b>3.0</b>	<b>4</b>	<b>1-1</b>	<b>0</b>	<b>2</b>	<b>0-1</b>

Marshall Denton 2017 Game-By-Game (Freshman)  
(7 Appearances, 0 Starts)

Date	Opponent	IP	H	R-ER	BB	K	Result
2/25/17	Bryant	0.1	0	0-0	0	0	ND
3/4/17	vs. Nebraska	0.1	0	0-0	1	0	ND
3/7/17	ULM	1.0	2	0-0	0	2	ND
3/16/17	Alcorn State	1.0	0	0-0	0	1	ND
4/4/17	Grand Canyon	1.0	0	0-0	0	1	ND
4/18/17	Memphis	1.0	0	0-0	0	1	ND
4/21/17	at Auburn	5.2	7	5-5	2	5	ND
4/25/17	vs. Kansas State	0.0	1	1-1	0	0	ND
<b>TOTALS</b>	<b>8 G, 0 GS</b>	<b>10.1</b>	<b>10</b>	<b>6-6</b>	<b>3</b>	<b>10</b>	<b>0-0</b>

**2019 HIGHLIGHTS**

- Made his first appearance since 2017 against Eastern Illinois (Feb. 16), throwing a scoreless inning and striking out one.
- Came out of the bullpen again later in the day as part of game two of the doubleheader against Eastern Illinois (Feb. 16) and, again, threw a scoreless frame, giving up one hit.

**SEASON HIGHS**

Category	High	Opponent (Last)	Date
Innings	3.0	USC	3/2/18
Longest Start	--	--	--
Shortest Start	--	--	--
Longest Relief	3.0	USC	3/2/18
Hits	3	3x (at No. 2 Florida)	3/24/18
Runs	2	Bucknell	2/17/18
Earned Runs	2	Bucknell	2/17/18
Walks	1	Stony Brook	3/2/19
Strikeouts	4	at No. 2 Florida	3/24/19

**VERMILLION'S CAREER APPEARANCES**

Zebulon Vermillion 2019 Game-By-Game (Sophomore)  
(5 Appearances, 0 Starts)

Date	Opponent	IP	H	R-ER	BB	K	Result
2/16/19	Eastern Illinois	1.0	0	0-0	0	1	ND
2/17/19	Eastern Illinois	0.0	1	1-1	0	0	ND
2/21/19	at USC	0.2	1	0-0	0	0	ND
2/27/19	Memphis	2.0	1	0-0	0	1	W, 1-0
3/2/19	Stony Brook	2.0	1	0-0	1	2	W, 2-0
<b>TOTALS</b>	<b>5 G, 0 GS</b>	<b>5.2</b>	<b>4</b>	<b>1-1</b>	<b>1</b>	<b>4</b>	<b>2-0</b>

Zebulon Vermillion 2018 Game-By-Game (Freshman)  
(7 Appearances, 0 Starts)

Date	Opponent	IP	H	R-ER	BB	K	Result
2/17/18	Bucknell	1.0	3	2-2	0	1	ND
2/28/18	Dayton	3.0	3	1-0	0	3	S, 1
3/9/18	Kent State-2	1.0	0	0-0	0	1	ND
3/17/18	Kentucky-1	1.0	2	1-1	0	2	ND
3/21/18	at Charlotte	0.2	0	0-0	0	0	ND
3/24/18	at No. 2 Florida	2.1	3	1-1	0	4	ND
4/21/18	at Mississippi St.	0.1	1	1-1	0	0	ND
<b>TOTALS</b>	<b>7 G, 0 GS</b>	<b>9.1</b>	<b>12</b>	<b>6-5</b>	<b>0</b>	<b>11</b>	<b>0-0 (1 SV)</b>

**2018 HIGHLIGHTS**

- Made two appearances against Eastern Illinois, throwing one inning, giving up one run and striking out one.
- Earned his first career win against Memphis (Feb. 17) with a season-high two innings and only one hit allowed.

### CAREER HIGHS

Category	High	Opponent (Last)	Date
Innings	5.2	Georgia	4/15/17
Longest Start	3.1	2x (Bryant)	2/26/17
Shortest Start	2.0	2x (Missouri St.)	6/4/17
Longest Relief	5.2	Georgia	4/15/17
Hits	5	2x (Georgia)	4/15/17
Runs	3	3x (vs. LSU)	5/28/17
Earned Runs	3	2x (LSU)	4/8/17
Walks	3	2x (at Missouri)	3/26/17
Strikeouts	5	Miami	2/19/17

### KOPPS' CAREER APPEARANCES

Kevin Kopps 2019 Game-By-Game (R-Sophomore)  
(2 Appearances, 0 Starts)

Date	Opponent	IP	H	R-ER	BB	K	Result
2/22/19	at USC	2.2	3	0-0	0	0	ND
3/1/19	Stony Brook	1.0	1	1-1	0	2	ND
<b>TOTALS</b>	<b>2 G, 0 GS</b>	<b>3.2</b>	<b>4</b>	<b>1-1</b>	<b>0</b>	<b>1</b>	<b>0-0</b>

Kevin Kopps 2017 Game-By-Game (R-Freshman)  
(22 Appearances, 5 Starts)

Date	Opponent	IP	H	R-ER	BB	K	Result
2/19/17	Miami (Ohio)*	3.1	2	1-1	2	5	W, 1-0
2/26/17	Bryant*	3.1	4	2-2	2	2	ND
3/3/17	vs. Arizona	0.2	0	0-0	0	0	ND
3/5/17	vs. Oklahoma St.	2.1	1	0-0	1	1	ND
3/12/17	Rhode Island	3.0	1	0-0	3	3	ND
3/17/17	Mississippi St.	0.2	1	0-0	0	1	ND
3/22/17	New Orleans	1.0	0	0-0	0	1	S, 1
3/26/17	at Missouri	3.2	2	2-2	3	4	ND
4/1/17	at Alabama	3.0	5	3-3	0	4	ND
4/8/17	LSU	0.2	2	3-3	1	0	ND
4/11/17	at Missouri St.	1.0	2	1-1	0	1	W, 2-0
4/15/17	Georgia	5.2	5	0-0	2	3	ND
4/23/17	at Auburn	1.0	3	1-1	2	0	ND
4/25/17	vs. Kansas St.*	2.0	1	1-1	0	1	ND
4/28/17	Ole Miss-1	2.2	2	0-0	1	2	ND
5/4/17	at Tennessee	2.2	2	0-0	0	2	ND
5/12/17	Vanderbilt	2.0	1	0-0	0	2	W, 3-0
5/20/17	at Texas A&M	3.0	2	0-0	1	4	S, 2
5/25/17	vs. Mississippi St.	1.0	1	1-1	0	0	ND
5/28/17	vs. LSU*	3.0	3	3-1	0	1	L, 3-1
6/2/17	Oral Roberts	1.1	2	0-0	0	1	ND
6/4/17	Missouri St.*	2.0	4	2-2	0	2	ND
<b>TOTALS</b>	<b>22 G, 5 GS</b>	<b>49.0</b>	<b>46</b>	<b>20-18</b>	<b>18</b>	<b>40</b>	<b>3-1 (2 SV)</b>

### 2019 HIGHLIGHTS

- Made his first appearance since 2017 after undergoing Tommy John surgery on Feb. 22 at USC, throwing 2.2 scoreless innings and giving up three hits.

### CAREER HIGHS

Category	High	Opponent (Last)	Date
Innings	3.2	at USC	2/21/19
Longest Start	3.2	at USC	2/21/19
Shortest Start	3.2	at USC	2/21/19
Longest Relief	2.1	South Carolina	6/10/18
Hits	5	Stony Brook	3/1/19
Runs	3	2x (Stony Brook)	3/1/19
Earned Runs	3	2x (Stony Brook)	3/1/19
Walks	2	4x (at USC)	2/21/19
Strikeouts	8	at USC	2/21/19

### SCROGGINS' CAREER APPEARANCES

Cody Scroggins 2019 Game-By-Game (R-Junior)  
(3 Appearances, 2 Start)

Date	Opponent	IP	H	R-ER	BB	K	Result
2/16/19	Eastern Illinois	1.0	2	1-1	1	2	ND
2/21/19	at USC*	3.2	1	3-3	2	8	ND
3/1/19	Stony Brook*	3.1	5	3-3	1	5	ND
<b>TOTALS</b>	<b>3 G, 2 GS</b>	<b>8.0</b>	<b>8</b>	<b>7-7</b>	<b>4</b>	<b>15</b>	<b>0-0</b>

Cody Scroggins 2018 Game-By-Game (R-Sophomore)  
(16 Appearances, 0 Starts)

Date	Opponent	IP	H	R-ER	BB	K	Result
2/17/18	Bucknell	1.0	0	0-0	0	2	ND
2/21/18	vs. Arizona	0.2	1	0-0	2	2	ND
3/3/18	USC	1.0	0	0-0	0	0	ND
3/9/18	Kent State	0.0	0	1-1	1	0	ND
3/21/18	at Charlotte	0.1	0	1-0	1	1	ND
4/4/18	ULM	2.0	0	0-0	1	2	ND
4/12/18	South Carolina	1.0	0	0-0	0	1	ND
4/21/18	at Mississippi St.	0.2	0	1-1	1	0	ND
4/28/18	Alabama	0.2	1	1-1	1	2	ND
5/6/18	at LSU	1.0	2	1-1	0	1	ND
5/13/18	#20 Texas A&M	0.1	1	1-1	0	1	ND
5/18/18	at #13 Georgia	1.0	2	2-2	2	2	ND
6/1/18	Oral Roberts	1.0	2	0-0	1	1	ND
6/10/18	#25 South Carolina	2.1	1	0-0	2	2	ND
6/17/18	vs. Texas	1.0	1	1-1	2	1	ND
6/28/18	vs. Oregon St.	1.2	1	0-0	0	1	ND
<b>TOTALS</b>	<b>16 G, 0 GS</b>	<b>13.1</b>	<b>11</b>	<b>9-8</b>	<b>12</b>	<b>17</b>	<b>0-0</b>

Cody Scroggins 2017 Game-By-Game (Sophomore)  
(3 Appearances, 0 Starts)

Date	Opponent	IP	H	R-ER	BB	K	Result
2/18/17	Miami (Ohio)	1.0	1	0-0	0	1	ND
2/24/17	Bryant	0.0	1	1-1	1	0	ND
3/1/17	at Louisiana Tech	1.1	1	0-0	0	0	ND
<b>TOTALS</b>	<b>3 G, 0 GS</b>	<b>2.1</b>	<b>3</b>	<b>1-1</b>	<b>1</b>	<b>1</b>	<b>0-0</b>

Cody Scroggins 2016 Game-By-Game (Freshman)  
(4 Appearances, 0 Starts)

Date	Opponent	IP	H	R-ER	BB	K	Result
4/3/16	Missouri	1.0	0	0-0	0	0	ND
4/8/16	at #14 Ole Miss	1.0	0	0-0	1	1	ND
4/15/16	#2 Florida	1.0	1	1-1	1	0	ND
5/8/16	at #13 LSU	0.1	2	1-1	0	0	ND
<b>TOTALS</b>	<b>4 G, 0 GS</b>	<b>3.1</b>	<b>3</b>	<b>2-2</b>	<b>2</b>	<b>1</b>	<b>0-0</b>

### 2019 HIGHLIGHTS

- Made his first career start in the opening game of the USC series (Feb. 21), working a career-long 3.2 innings and striking out a career-high eight batters.



**#39 EVAN TAYLOR • FR • LHP • 6-4 • 235**
**CAREER HIGHS**

Category	High	Opponent (Last)	Date
Innings	1.0	2x (Stony Brook)	3/2/19
Longest Start	--	--	--
Shortest Start	--	--	--
Longest Relief	1.0	2x (Stony Brook)	3/2/19
Hits	--	--	--
Runs	--	--	--
Earned Runs	--	--	--
Walks	1	Stony Brook	3/2/19
Strikeouts	3	Memphis	2/27/19

**TAYLOR'S CAREER APPEARANCES**

Evan Taylor 2019 Game-By-Game (Freshman)  
(2 Appearances, 0 Starts)

Date	Opponent	IP	H	R-ER	BB	K	Result
2/27/19	Memphis	1.0	0	0-0	0	3	ND
3/2/19	Stony Brook	1.0	0	0-0	1	2	ND
<b>TOTALS</b>	<b>2 G, 0 GS</b>	<b>2.0</b>	<b>0</b>	<b>0-0</b>	<b>1</b>	<b>5</b>	<b>0-0</b>

**2019 HIGHLIGHTS**
**#37 CADEN MONKE • FR • LHP • 6-3 • 160**
**CAREER HIGHS**

Category	High	Opponent (Last)	Date
Innings	1.0	Memphis	2/27/19
Longest Start	--	--	--
Shortest Start	--	--	--
Longest Relief	1.0	Memphis	2/27/19
Hits	5	Stony Brook	3/1/19
Runs	3	2x (Stony Brook)	3/1/19
Earned Runs	3	2x (Stony Brook)	3/1/19
Walks	2	Stony Brook	3/1/19
Strikeouts	3	Stony Brook	3/1/19

**MONKE'S CAREER APPEARANCES**

Caden Monke 2019 Game-By-Game (Freshman)  
(2 Appearances, 0 Starts)

Date	Opponent	IP	H	R-ER	BB	K	Result
2/27/19	Memphis	1.0	0	0-0	0	3	ND
3/2/19	Stony Brook	0.0	1	4-4	2	0	ND
<b>TOTALS</b>	<b>2 G, 0 GS</b>	<b>1.0</b>	<b>1</b>	<b>4-4</b>	<b>2</b>	<b>3</b>	<b>0-0</b>

**2019 HIGHLIGHTS**

#21 JACOB BURTON • FR • RHP • 6-0 • 185

## CAREER HIGHS

Category	High	Opponent (Last)	Date
Innings	2.0	Eastern Illinois	2/16/19
Longest Start	--	--	--
Shortest Start	--	--	--
Longest Relief	2.0	Eastern Illinois	2/16/19
Hits	5	2x (Georgia)	4/15/17
Runs	3	3x (vs. LSU)	5/28/17
Earned Runs	3	2x (LSU)	4/8/17
Walks	3	2x (at Missouri)	3/26/17
Strikeouts	5	Miami	2/19/17

## BURTON'S CAREER APPEARANCES

Jacob Burton 2019 Game-By-Game (Freshman)  
(3 Appearances, 0 Starts)

Date	Opponent	IP	H	R-ER	BB	K	Result
2/16/19	Eastern Illinois	2.0	3	3-3	1	0	ND
2/27/19	Memphis	1.0	1	0-0	1	1	ND
3/2/19	Stony Brook	1.0	1	0-0	0	1	ND
<b>TOTALS</b>	<b>3 G, 0 GS</b>	<b>4.0</b>	<b>5</b>	<b>3-3</b>	<b>2</b>	<b>2</b>	<b>0-0</b>

## 2019 HIGHLIGHTS

**#24 DOMINIC FLETCHER • JR • CF • 5-9 • 175**

**CAREER HIGHS**

Category	High	Opponent (Last)	Date
Hits	4	vs. Texas Tech	6/20/18
Runs	3	2x (vs. Florida)	5/27/17
Doubles	1	25x (Stony Brook)	3/2/19
Triples	1	2x (at No. 13 Georgia)	5/17/18
Home Runs	1	24x (at USC)	2/23/19
RBI	5	2x (vs. South Carolina)	5/23/18
Walks	3	at San Diego State	2/24/18
Stolen Bases	1	3x (Stony Brook)	3/1/19

**SEASON HIGHS**

Category	High	Opponent (Last)	Date
Hits	2	2x (Stony Brook)	3/2/19
Runs	2	Eastern Illinois	2/16/19
Doubles	1	5x (Stony Brook)	3/2/19
Triples	--	--	--
Home Runs	1	at USC	2/23/19
RBI	2	Eastern Illinois	2/16/19
Walks	2	Eastern Illinois	2/16/19
Stolen Bases	1	Stony Brook	3/1/19

**2019 HIGHLIGHTS**

- Has at least one hit in eight of 10 games this year and has started every game in centerfield.
- Went 2-for-4 in game two against Eastern Illinois (Feb. 16) with two RBIs and two runs scored.
- Finished the EIU series with three hits and three RBIs, including one double.
- Hit the go-ahead home run in the top of the 10th inning against USC (Feb. 23), his only hit of the game and was his first home run of the year.

**#18 HESTON KJERSTAD • SO • OF • 6-3 • 200**

**CAREER HIGHS**

Category	High	Opponent (Last)	Date
Hits	3	9x (Stony Brook)	3/1/19
Runs	3	3x (at No. 2 Florida)	3/23/18
Doubles	2	at No. 2 Florida	3/25/18
Triples	--	--	--
Home Runs	2	2x (Oral Roberts)	6/1/18
RBI	4	3x (Oral Roberts)	6/1/18
Walks	2	4x (No. 25 South Carolina)	6/11/18
Stolen Bases	1	3x (vs. South Carolina)	5/23/18

**SEASON HIGHS**

Category	High	Opponent (Last)	Date
Hits	3	Stony Brook	3/1/19
Runs	2	Eastern Illinois	2/16/19
Doubles	1	2x (Stony Brook)	3/2/19
Triples	--	--	--
Home Runs	1	Eastern Illinois	2/16/19
RBI	2	2x (Memphis)	2/27/19
Walks	1	3x (Memphis)	2/27/19
Stolen Bases	--	--	--

**2019 HIGHLIGHTS**

- Has notched one hit in nine of 10 games this year, including a two-hit game against USC (Feb. 21), his 25th multi-hit game of his career.
- Hit a two-run home run on Opening Day against Eastern Illinois (Feb. 16), his 15th home run of his career.
- Broke out of a .214 slump to go 7-for-18 (.389) against Stony Brook with two runs scored, two doubles and four RBIs.
- Went 3-for-4 in game two against Stony Brook (March 1), his first three-hit game of the year.

# A || HITTERS

#15 CASEY MARTIN • SO • INF • 5-11 • 175

## CAREER HIGHS

Category	High	Opponent (Last)	Date
Hits	4	3x (vs No. 1 Florida)	6/22/18
Runs	3	4x (Memphis)	2/27/19
Doubles	1	20x (Stony Brook)	3/1/19
Triples	--	--	--
Home Runs	2	2x (vs. South Carolina)	5/23/18
RBI	6	Dayton	2/28/18
Walks	3	ULM	4/3/18
Stolen Bases	2	Dayton	3/1/18

## SEASON HIGHS

Category	High	Opponent (Last)	Date
Hits	3	Eastern Illinois	2/16/19
Runs	3	Memphis	2/27/19
Doubles	1	6x (Stony Brook)	3/1/19
Triples	--	--	--
Home Runs	1	at USC	2/22/19
RBI	3	at USC	2/21/19
Walks	2	Stony Brook	3/2/19
Stolen Bases	1	4x (Memphis)	2/27/19

## 2019 HIGHLIGHTS

- Started the season on a nine-game hit streak, before having it snapped in the series finale against Stony Brook (March 2). Had three multi-hit games during that streak.
- Went 3-for-6 on Opening Day against Eastern Illinois (Feb. 16), one less than his career high.
- Had a bases-clearing double in the second inning of game one against USC (Feb. 21), driving in three of Arkansas' six runs in the game.
- Now has four doubles this season, tying for sixth in the SEC.
- Hit his first home run of the year in game two vs. USC (Feb. 22), part of a 2-for-4 day, his team-leading third multi-hit game of the year.
- The two-run home run pushed Arkansas ahead 5-4 in the fourth inning and landed well beyond the tall screen beyond the left field wall at Dedeaux Field.

#8 JORDAN MCFARLAND • JR • INF • 6-3 • 220

## CAREER HIGHS

Category	High	Opponent (Last)	Date
Hits	3	2x (Alabama)	4/29/18
Runs	5	Bucknell	2/17/18
Doubles	1	3x (at No. 4 Ole Miss)	3/30/18
Triples	--	--	--
Home Runs	2	Kent State	3/11/18
RBI	5	Kent State	3/11/18
Walks	3	No. 13 Auburn	4/7/18
Stolen Bases	1	3x (Eastern Illinois)	2/16/19

## SEASON HIGHS

Category	High	Opponent (Last)	Date
Hits	2	Eastern Illinois	2/16/19
Runs	2	Eastern Illinois	2/16/19
Doubles	--	--	--
Triples	--	--	--
Home Runs	--	--	--
RBI	3	Eastern Illinois	2/16/19
Walks	1	2x (Stony Brook)	3/2/19
Stolen Bases	1	Eastern Illinois	2/16/19

## 2019 HIGHLIGHTS

- Went 2-for-4 at the plate in his first appearance of the year vs. Eastern Illinois (Feb. 16), starting at DH.
- Drove in three runs in that game along with notching a walk and a stolen base.

#12 CASEY OPITZ • SO • C/UTL • 5-11 • 175

**CAREER HIGHS**

Category	High	Opponent (Last)	Date
Hits	2	3x (Eastern Illinois)	2/16/19
Runs	2	4x (at USC)	2/23/19
Doubles	1	4x (at USC)	2/23/19
Triples	--	--	--
Home Runs	--	--	--
RBI	3	Eastern Illinois	2/16/19
Walks	2	at USC	2/21/19
Stolen Bases	1	3x (Stony Brook)	3/1/19

**SEASON HIGHS**

Category	High	Opponent (Last)	Date
Hits	2	Eastern Illinois	2/16/19
Runs	2	2x (at USC)	2/23/19
Doubles	1	2x (at USC)	2/23/19
Triples	--	--	--
Home Runs	--	--	--
RBI	3	Eastern Illinois	2/16/19
Walks	2	at USC	2/21/19
Stolen Bases	1	3x (Stony Brook)	3/1/19

**2019 HIGHLIGHTS**

- Has started six of 10 games behind the plate and made an appearance in eight games.
- Has a hit in six of eight games he's appeared in including a 2-for-4 day on Opening day against Eastern Illinois (Feb. 16), his only multi-hit game this year.
- Drove in a career-high three RBIs in game one against EIU (Feb. 16), two coming from a double in the fourth inning, his second hit of the frame.

#7 JACK KENLEY • JR • INF • 6-0 • 185

**CAREER HIGHS**

Category	High	Opponent (Last)	Date
Hits	2	6x (Stony Brook)	3/2/19
Runs	3	Stony Brook	3/2/19
Doubles	1	4x (Eastern Illinois)	2/16/19
Triples	1	at USC	2/22/19
Home Runs	2	Stony Brook	3/2/19
RBI	5	Stony Brook	3/2/19
Walks	2	6x (Stony Brook)	3/1/19
Stolen Bases	2	Stony Brook	3/1/19

**SEASON HIGHS**

Category	High	Opponent (Last)	Date
Hits	2	3x (Stony Brook)	3/2/19
Runs	3	Stony Brook	3/2/19
Doubles	1	Eastern Illinois	2/16/19
Triples	1	at USC	2/22/19
Home Runs	2	Stony Brook	3/2/19
RBI	5	Stony Brook	3/2/19
Walks	2	3x (Stony Brook)	3/1/19
Stolen Bases	2	Stony Brook	3/1/19

**2019 HIGHLIGHTS**

- Has started all 10 games at second base and tallied at least one hit in eight games.
- Recorded his first multi-hit game of the year on Opening Day against EIU (Feb. 16), going 2-for-4 with two RBIs, one double and one home run.
- The home run was his first of his career and travelled 407 feet beyond the right field bullpen.
- Tallied three RBIs in game two against USC (Feb. 22), two coming from a triple.
- Provided the insurance RBI later in the game in the ninth inning of game two against USC (Feb. 22) with a single down the right field line, scoring Curtis Washington, Jr.
- Recorded his first multi-home run game of his career after going deep in back-to-back at-bats against Stony Brook (March 2), part of a 2-for-4 day with three runs scored and a career-high five RBIs.





#4 TREVOR EZELL • R-SR • INF • 5-8 • 200

**CAREER HIGHS**

Category	High	Opponent (Last)	Date
Hits	4	7x (at Tennessee Tech)	4/29/18
Runs	5	2x (Eastern Illinois)	4/17/16
Doubles	2	4x (Eastern Illinois)	2/16/19
Triples	1	14x (Stony Brook)	3/1/19
Home Runs	1	18x (Stony Brook)	3/2/19
RBI	4	4x (Bowling Green)	2/25/18
Walks	3	7x (at USC)	2/22/19
Stolen Bases	3	SIUE	4/2/16

**SEASON HIGHS**

Category	High	Opponent (Last)	Date
Hits	3	2x (Memphis)	2/27/19
Runs	3	Eastern Illinois	2/16/19
Doubles	2	Eastern Illinois	2/16/19
Triples	1	Stony Brook	3/1/19
Home Runs	1	2x (Stony Brook)	3/2/19
RBI	3	2x (Stony Brook)	3/2/19
Walks	3	at USC	2/22/19
Stolen Bases	2	2x (Memphis)	2/27/19

**2019 HIGHLIGHTS**

- Made his Razorback debut, starting at first base in all three games against Eastern Illinois, and led the team with a 5-for-10 (.500) combined performance at the plate.
- Went 3-for-4 in the first game of the season with two doubles and one home run in the 15-7 win. His home run in the third inning was Arkansas' first homer of the year.
- Now is an astounding 21-for-44 (.477) in 12 games at the plate against the Panthers dating back to his four years at SE Missouri State.
- Has reached base in every game this year and registered at least one hit in six of seven games.
- Walked three times in the only game he didn't get a hit, scoring two runs against USC (Feb. 22).
- Leads the team with six stolen bases on the year, tying for third in the SEC.
- Is hitting an even .500 in games played at Baum-Walker Stadium and slugging .855.

#5 JACOB NESBIT • R-FR • INF • 6-0 • 175

**SEASON HIGHS**

Category	High	Opponent (Last)	Date
Hits	2	3x (at USC)	2/23/19
Runs	1	7x (Stony Brook)	3/2/19
Doubles	--	--	--
Triples	--	--	--
Home Runs	--	--	--
RBI	3	Eastern Illinois	2/16/19
Walks	1	6x (Stony Brook)	3/2/19
Stolen Bases	1	Memphis	2/27/19

**2019 HIGHLIGHTS**

- Has started all 10 games at third base and is hitting .219 with seven hits, five RBIs and seven runs scored.
- Combined to go 4-for-8 (.500) in the first two games of the season vs. EIU (Feb. 16), including driving in three in game two of the DH.

**#25 CHRISTIAN FRANKLIN • FR • OF • 5-11 • 180**
**SEASON HIGHS**

Category	High	Opponent (Last)	Date
Hits	3	Stony Brook	3/2/19
Runs	2	3x (Stony Brook)	3/2/19
Doubles	1	2x (at USC)	2/23/19
Triples	--	--	--
Home Runs	1	2x (Stony Brook)	3/2/19
RBI's	3	2x (Stony Brook)	3/2/19
Walks	3	at USC	2/22/19
Stolen Bases	2	at USC	2/21/19

**2019 HIGHLIGHTS**

- Started eight games in left field and made an appearance in all 10 games.
- Went 2-for-5 in his first career start (vs. EIU - Feb. 16), driving in three RBI's and hitting his first career home run.
- Went 3-for-7 at the plate against the Trojans, but reached base a total of seven times adding four walks to his weekend.
- Reached base three times in four plate appearances in game one against USC (Feb. 21) via walk.
- It currently ties with Trevor Ezell for the most walks in a game this season by a Razorback.
- Now has a .485 on-base percentage going into Week 4, which is second-highest on the team among players with 10 or more at-bats.
- Hit a key two-run double in the sixth inning of game two to put Arkansas up by three, one of two doubles he hit this weekend.
- Tallied his second multi-hit game of the year in game three, providing an RBI double in the second inning and an RBI single in the seventh, Arkansas' first two runs of the game.

**#10 MATT GOODHEART • SO • INF/OF • 6-1 • 180**
**SEASON HIGHS**

Category	High	Opponent (Last)	Date
Hits	2	Eastern Illinois	2/16/19
Runs	1	Eastern Illinois	2/16/19
Doubles	1	Eastern Illinois	2/16/19
Triples	--	--	--
Home Runs	--	--	--
RBI's	1	2x (at USC)	2/21/19
Walks	1	2x (Eastern Illinois)	2/17/19
Stolen Bases	--	--	--

**2019 HIGHLIGHTS**

- Went 2-for-4 in his first career start as a Razorback (vs. EIU - Feb. 16), driving in one run and scoring one.

**QUICK FACTS****GENERAL INFORMATION**

Location..... Fayetteville, Arkansas  
 Founded.....1871  
 Enrollment.....27,558  
 Nickname.....Razorbacks  
 School Colors.....Cardinal (PMS 201) and White  
 Conference.....Southeastern (Western Division)  
 System President.....Dr. Donald R. Bobbitt (Arkansas, 1980)  
 Chancellor.....Dr. Joseph E. Steinmetz (Central Michigan, 1977)  
 Athletic Director.....Hunter Yurachek (Guilford College, 1990)  
 Faculty Athletic Rep.....Gerald Jordan (Arkansas, 1970)  
 Athletics Website.....ArkansasRazorbacks.com  
 Ticket Office Phone.....1-800-982-HOGS  
 Athletic Department Phone.....(479) 575-6533

**COACHING STAFF**

Head Coach.....Dave Van Horn (Arkansas, 1988)  
 Record at Arkansas.....643-364 (16 seasons, .639)  
 Overall Division I Record.....963-521 (24 seasons, .649)  
 Overall as a Head Coach.....1,228-604 (30 seasons, .670)  
 Van Horn's DI Postseason App. (Total/at UA).....19/15  
 Van Horn's College World Series Appearances.....7  
 (Neb: 2001, 2002; Ark: 2004, 2009, 2012, 2015, 2018)  
 Hitting Coach/Recruiting Coordinator.....  
 .....Nate Thompson (Dallas Baptist, 2006)  
 Pitching Coach.....Matt Hobbs (Missouri, 2002)  
 Volunteer Assistant Coach.....Taylor Smart (Tennessee, 2017)  
 Student Asst. Coach.....Jared Gates  
 .....Harrison Heffley  
 Dir. of Baseball Operations.....Clay Goodwin (Arkansas, 2005)  
 Athletic Trainer.....Corey Wood (East Carolina, 2008)  
 Strength & Conditioning...Blaine Kinsley (Lenoir-Rhyne, 2010)  
 Director of Video and Scouting.....Zach Barr  
 Graduate Managers.....Doug Willey, Phil Cebuhar  
 Managers.....Sean O'Neil  
 .....Cale Petrie  
 .....Hayden Sutton  
 .....Chandler Tolbert

**HISTORY**

Years of Varsity Baseball at Arkansas.....96  
 (1897, 1901-03, 05, 08-16, 19-20, 22-29, 47-18)  
 All-Time Program Record.....2,196-1,384-6 (.612)  
 All-Time Conference Record/Years.....SEC: 397-383 (.509)/27  
 SWC: 264-205 (.563)/24  
 Combined: 661-588 (.529)/51  
 Conference Titles/Years.....SEC Overall: 2/1999, 2004  
 SEC Western Division: 4/1999, 2004, 2007, 2011, 2018  
 SWC: 2/1989, 1990  
 Conference Tournament Record/Years.....SEC: 33-40 (.452)/23  
 SWC: 18-25 (.419)/14  
 Combined: 51-65 (.440)/37  
 Conference Tournament Titles/Years.....SEC: None  
 SWC: 1/1985  
 NCAA Postseason Appearances.....30  
 (1973, 79-80, 83, 85-90, 95-96, 98-99, 2002-15, 2017, 2018)  
 NCAA Postseason Record.....83-66 (.557)  
 College World Series Appearances.....9  
 (1979, 1985, 1987, 1989, 2004, 2009, 2012, 2015, 2018)  
 College World Series Record.....15-18 (.455)  
 NCAA Super Regional Appearances.....7  
 (2002, 2004, 2009, 2010, 2012, 2015, 2018)  
 NCAA Super Regional Record.....11-7 (.600)  
 NCAA Regional Appearances.....29  
 NCAA Regional Record.....57-41 (.568)  
 Overall NCAA Regional Hosts.....7 (1999, 2004, 2006, 2007, 2010,  
 2017, 2018)  
 Best NCAA Finish.....1979 and 2018 National Runner-up

**GAME CREDENTIALS**

Members of the media should contact John Thomas to request individual game credentials for Razorback home games. Credential requests should be made no later than noon (CT) the day before the scheduled contest and should be directed by e-mail to John Thomas. Credential requests for away games should be made to the communications contact of the home team. Only fully accredited personnel directly involved in the coverage of the game will be admitted. Credentials are non-transferable.

**INTERVIEW POLICIES**

Please direct all requests for interviews with coaches and players to John Thomas. For home SEC weekends, Coach Dave Van Horn will hold his weekly press conference on Thursday with players and assistant coaches available following Thursday's practice. On road SEC weekends, Coach Van Horn will hold his weekly press conference on Wednesday with players and assistant coaches available following Wednesday's practice. Players are not available for interviews on gamedays, except for post-game interviews. Post-game press conferences are held in the indoor Pitching Development Center located down the third base line. Coach Van Horn and two or three most requested Razorback players will address the media. In the event of a doubleheader, the only Arkansas player available between games for interviews is the starting pitcher of game one. The Arkansas clubhouse is off limits to the media at all times.

**E-MAIL UPDATES**

Members of the media may request to be added to the Arkansas communications baseball e-mail group. Subscribers will receive game notes, game stories and other information. To subscribe, send a request to John Thomas. Please identify yourself and your organization in your request as this service is only available to members of the media.

**GAMEDAY MEDIA SERVICES**

The Arkansas communications staff provides scorecards, rosters, updated statistics and results for each team in the Baum Stadium press box prior to home games. Box scores, play-by-play and any postgame notes are disseminated approximately 10 minutes after the conclusion of the game. An Associated Press-style game story is also produced by the communications office. Members of the media may request these stories be sent to their organization via e-mail by contacting a member of the communications office.

**WIRELESS INTERNET**

The Baum Stadium press box is equipped with wireless internet for use by the media. Media members should log on to the "UARK Media" network by using a password that will be provided at the stadium.

**GAMEDAY LIVE STATS**

Live in-game stats will be provided at <http://arkansas.statbroadcast.com>.

**FACILITIES/PARKING**

The Arkansas baseball team conducts all games at Baum-Walker Stadium at George Cole Field. Baum Stadium is located just off Razorback Road south of Martin Luther King, Jr., Boulevard. There is space for media parking on game day. Only cars with a parking credential will be allowed access to the parking lot.

**PHOTOGRAPHERS**

No cameras are allowed on the Baum Stadium playing surface during games. Photographers are encouraged to use the photo wells at the end of each dugout and behind home plate.

**ARKANSAS ATHLETIC COMMUNICATIONS**

The University of Arkansas athletic communications office is located on the main floor of Bud Walton Arena behind the Hog Heaven Store with office hours from 8 a.m. to 5 p.m., Monday through Friday. You can often reach us at Bud Walton after hours, but if not, please leave a message on our voice mail system.

Office: 479-575-2751 | Cell: 479-313-2564  
 Fax: 479-575-7481 | Press Row: 479-575-6622

Mailing Address  
 Razorbacks Communications  
 P.O. Box 7777  
 Fayetteville, AR 72702-7777



	Opponent	Score	WP	LP	SV	Attend	Time
<b>FEBRUARY</b>							
16	Eastern Illinois-1	W, 15-7	I. Campbell (1-0)	T. Jones (0-1)	--	--	3:11
	Eastern Illinois-2	W, 12-3	K. Ramage (1-0)	M. YaSenka (0-1)	--	8838	3:10
17	Eastern Illinois	W, 3-2	M. Cronin (1-0)	B. Malatestinic (0-1)	--	7382	2:49
21	at USC	W, 6-3	K. Ramage (2-0)	Q. Longrie (0-1)	M. Cronin (1)	377	3:28
22	at USC	W, 8-6	I. Campbell (2-0)	K. Hurt (0-1)	M. Cronin (2)	994	2:52
23	at USC	L, 6-4 (10 inn.)	C. Clarke (2-0)	M. Denton (0-1)	--	799	3:19
27	Memphis	W, 10-3	Z. Vermillion (1-0)	D. Denz (0-1)	--	6990	3:10
<b>MARCH</b>							
1	Stony Brook-1	W, 3-1	I. Campbell (3-0)	G. Marino (1-2)	M. Cronin (3)	--	2:17
	Stony Brook-2	W, 4-3	K. Ramage (3-0)	B. Herrmann (1-1)	J. Kostyshock (1)	7234	2:42
3	Stony Brook	W, 15-7	Z. Vermillion (2-0)	N. DeGennaro (0-1)	--	8117	3:35
5	Charlotte			CANCELLED			.
6	Charlotte	--	Baum Stadium	--	SECN+	--	3 p.m.
8	Louisiana Tech	--	Baum Stadium	--	SECN+	--	6 p.m.
9	Louisiana Tech	--	Baum Stadium	--	SECN+	--	1 p.m.
10	Louisiana Tech	--	Baum Stadium	--	SECN+	--	1 p.m.
12	Western Illinois	--	Baum Stadium	--	SECN+	--	6:30 p.m.
13	Western Illinois	--	Baum Stadium	--	SECN+	--	3 p.m.
15	Missouri*	--	Baum Stadium	--	SECN+	--	2 p.m.
16	Missouri*	--	Baum Stadium	--	SECN+	--	2 p.m.
17	Missouri*	--	Baum Stadium	--	SECN+	--	1:30 p.m.
19	at Texas	--	Austin, Texas	--	Longhorn Network	--	6:30 p.m.
20	at Texas	--	Austin, Texas	--	Longhorn Network	--	6:30 p.m.
22	at Alabama*	--	Tuscaloosa, Ala.	--	--	--	6 p.m.
23	at Alabama*	--	Tuscaloosa, Ala.	--	--	--	2 p.m.
24	at Alabama*	--	Tuscaloosa, Ala.	--	--	--	1 p.m.
26	at Missouri St.	--	Springfield, Mo.	--	--	--	6:30 p.m.
29	Ole Miss*	--	Baum Stadium	--	ESPNU	--	8 p.m.
30	Ole Miss*	--	Baum Stadium	--	SEC Network	--	3 p.m.
31	Ole Miss*	--	Baum Stadium	--	SECN+	--	1:30 p.m.
<b>APRIL</b>							
2	Little Rock	--	Baum Stadium	--	SECN+	--	6:30 p.m.
4	at Auburn*	--	Auburn, Ala.	--	ESPNU	--	6:30 p.m.
5	at Auburn*	--	Auburn, Ala.	--	SECN+	--	6 p.m.
6	at Auburn*	--	Auburn, Ala.	--	SECN+	--	2 p.m.
9	Oral Roberts	--	Baum Stadium	--	SECN+	--	6:30 p.m.
12	at Vanderbilt*	--	Nashville, Tenn.	--	SEC Network	--	7 p.m.
13	at Vanderbilt*	--	Nashville, Tenn.	--	ESPNU	--	8 p.m.
14	at Vanderbilt*	--	Nashville, Tenn.	--	SECN+	--	1 p.m.
16	Arkansas-Pine Bluff	--	Baum Stadium	--	SECN+	--	6:30 p.m.
18	Mississippi State*	--	Baum Stadium	--	ESPNU	--	8 p.m.
19	Mississippi State*	--	Baum Stadium	--	SECN+	--	6:30 p.m.
20	Mississippi State*	--	Baum Stadium	--	SECN+	--	2 p.m.
23	Northwestern State	--	Baum Stadium	--	SECN+	--	6:30 p.m.
24	Northwestern State	--	Baum Stadium	--	SECN+	--	3 p.m.
26	Tennessee*	--	Baum Stadium	--	SECN+	--	6:30 p.m.
27	Tennessee*	--	Baum Stadium	--	SECN+	--	6:30 p.m.
28	Tennessee*	--	Baum Stadium	--	SEC Network	--	4 p.m.
30	Grambling State--	--	North Little Rock, Ark.	--	--	--	6:30 p.m.
<b>MAY</b>							
3	at Kentucky*	--	Lexington, Ky.	--	SECN+	--	5:30 p.m.
4	at Kentucky*	--	Lexington, Ky.	--	SECN+	--	1 p.m.
5	at Kentucky*	--	Lexington, Ky.	--	SECN+	--	Noon
9	LSU*	--	Baum Stadium	--	ESPNU	--	6:30 p.m.
10	LSU*	--	Baum Stadium	--	SECN+	--	6:30 p.m.
11	LSU*	--	Baum Stadium	--	ESPN2	--	1 p.m.
16	at Texas A&M*	--	College Station, Texas	--	SECN+	--	6:30 p.m.
17	at Texas A&M*	--	College Station, Texas	--	SECN+	--	6:30 p.m.
18	at Texas A&M*	--	College Station, Texas	--	SECN+	--	2 p.m.



# A || TV / RADIO ROSTER



**ZACK GREGORY**  
Fr. • 5-10 • 175 • L/R  
INF • Keller, Texas



**TREVOR EZELL**  
R-Sr. • 5-8 • 200 • S/R  
INF • Bryant, Ark.




**JACOB NESBIT**  
R-Fr. • 6-0 • 170 • R/R  
INF • Coppel, Texas




**JACK KENLEY**  
Jr. • 6-0 • 180 • L/R  
INF • Germantown, Tenn.



**JORDAN MCFARLAND**  
Jr. • 6-3 • 210 • R/R  
INF/OF • Waterloo, Ill.



**MATT GOODHEART**  
So. • 6-1 • 180 • L/R  
INF/OF • Magnolia, Ark.




**CASEY OPITZ**  
So. • 5-11 • 175 • S/R  
C/UTL • Centennial, Colo.




**CONNOR NOLAND**  
Fr. • 6-2 • 215 • R/R  
RHP • Greenwood, Ark.




**CALEB DENNY**  
Fr. • 6-2 • 180 • L/R  
INF • Owasso, Okla.




**CASEY MARTIN**  
So. • 5-11 • 175 • R/R  
INF • Lonoke, Ark.




**ANDREW STANLEY**  
Fr. • 5-9 • 180 • R/R  
C • Searcy, Ark.



**TREY HARRIS**  
Fr. • 5-10 • 165 • R/R  
OF • Little Rock, Ark.




**HESTON KJERSTAD**  
So. • 6-3 • 200 • L/R  
OF • Amarillo, Texas



**COBY BOULWARE**  
So. • 5-9 • 170 • R/R  
INF • Anthem, Ariz.



**ELIJAH TREST**  
Fr. • 6-3 • 205 • L/R  
RHP • White Oak, Texas



**JACOB BURTON**  
Fr. • 6-0 • 195 • R/R  
RHP • Diana, Texas



**CURTIS WASHINGTON, JR.**  
Fr. • 6-2 • 175 • R/R  
OF/INF • West Memphis, Ark.




**DOMINIC FLETCHER**  
Jr. • 5-9 • 175 • L/L  
OF • Cypress, Calif.




**CHRISTIAN FRANKLIN**  
Fr. • 5-11 • 180 • R/R  
OF • Overland Park, Kan.




**TRAVIS HESTER**  
Fr. • 6-2 • 195 • R/R  
RHP • College Station, Texas




**DILLON LIFRIERI**  
Fr. • 6-0 • 190 • R/R  
OF/INF • Wilton, Conn.



**KOLE RAMAGE**  
So. • 6-1 • 195 • R/R  
RHP • Southlake, Texas



**MARSHALL DENTON**  
R-So. • 5-11 • 165 • R/R  
RHP • Beebe, Ark.



**CALEB BOLDEN**  
So. • 6-2 • 185 • R/R  
RHP • Texarkana, Texas



**MATT CRONIN**  
Jr. • 6-2 • 210 • L/L  
LHP • Navarre, Fla.




**PATRICK WICKLANDER**  
Fr. • 6-1 • 180 • R/L  
LHP • San Jose, Calif.



**STEVEN SANCHEZ**  
Fr. • 6-7 • 250 • L/L  
LHP • Mundelein, Ill.




**JACOB KOSTYSHOCK**  
Jr. • 6-4 • 175 • R/R  
RHP • O'Fallon, Mo.




**CADEN MONKE**  
Fr. • 6-3 • 160 • L/L  
LHP • Mt. Olive, Ill.



**EVAN TAYLOR**  
Fr. • 6-4 • 235 • L/L  
LHP • Florence, Ala.



**COLLIN TAYLOR**  
R-So. • 5-11 • 220 • R/R  
RHP • Florence, Ala.



**KEVIN KOPPS**  
R-Jr. • 6-0 • 200 • R/R  
RHP • Sugar Land, Texas




**CARTER SELLS**  
Fr. • 6-0 • 190 • R/R  
RHP • Brentwood, Tenn.



**ZACK PLUNKETT**  
R-Sr. • 6-2 • 230 • R/R  
C • Hurst, Texas




**LIAM HENRY**  
Fr. • 6-2 • 175 • L/L  
LHP • Kansas City, Mo.




**WILL BARKER**  
Fr. • 6-2 • 180 • R/R  
RHP • Sherwood, Ark.



**ISAIAH CAMPBELL**  
R-Jr. • 6-4 • 235 • R/R  
RHP • Olathe, Kan.




**CODY SCROGGINS**  
R-Jr. • 6-0 • 185 • R/R  
RHP • Bentonville, Ark.




**ZEBULON VERMILLION**  
So. • 6-4 • 210 • L/R  
RHP • Prairie Village, Kan.




**DAVE VAN HORN**  
Head Coach  
17th Season



**NATE THOMPSON**  
Assistant Coach  
2nd Season




**MATT HOBBS**  
Assistant Coach  
1st Season




**TAYLOR SMART**  
Volunteer Assistant  
1st Season



**CLAY GOODWIN**  
Dir. of Operations  
12th Season



**JARED GATES**  
Student Assistant  
1st Season



**HARRISON HEFFLEY**  
Student Assistant  
2nd Season