



ARKANSAS Baseball Game Notes

9 College World Series Appearances • 7 NCAA Super Regional Appearances
30 NCAA Tournament Appearances • 2 SEC Regular Season Titles • 5 SEC Western Division Titles

'19 SCHEDULE & RESULTS

FEBRUARY

16	EASTERN ILLINOIS (DH) (SECN+)	W, 15-7
	EASTERN ILLINOIS (DH) (SECN+)	W, 12-3
17	EASTERN ILLINOIS (SECN+)	W, 3-2
21	at USC (PAC-12+)	W, 6-3
22	at USC (PAC-12+)	W, 8-6
23	at USC (PAC-12+)	L, 6-4 (10 inn.)
27	MEMPHIS (SECN+)	W, 10-3

MARCH

1	STONY BROOK (DH) (SECN+)	W, 3-1
	STONY BROOK (DH) (SECN+)	W, 4-3
3	STONY BROOK (SECN+)	W, 15-7
5	CHARLOTTE	CANCELLED
6	CHARLOTTE (SECN+)	W, 9-2
8	LOUISIANA TECH (SECN+)	W, 4-2
9	LOUISIANA TECH (SECN+)	L, 12-7
10	LOUISIANA TECH (SECN+)	W, 11-0
12	WESTERN ILLINOIS (SECN+)	W, 8-0
13	WESTERN ILLINOIS (SECN+)	W, 11-1 (8 inn.)
15	MISSOURI* (SECN+)	W, 2-0
16	MISSOURI* (SECN+)	W, 4-3
17	MISSOURI* (SECN+)	W, 3-2
19	at #9 Texas (Longhorn Network)	W, 11-4
20	at #9 Texas (Longhorn Network)	L, 7-6
22	at Alabama* (SECN+)	W, 12-3
23	at Alabama* (SECN+)	L, 10-0
24	at Alabama* (SECN+)	W, 10-2
26	at Missouri State (ESPN+)	W, 8-2
29	#21 OLE MISS* (ESPNU)	8 p.m.
30	#21 OLE MISS* (SEC Network)	3 p.m.
31	#21 OLE MISS* (SECN+)	1:30 p.m.

APRIL

2	LITTLE ROCK (SECN+)	6:30 p.m.
	at Auburn* (ESPNU)	6:30 p.m.
5	at Auburn* (SECN+)	6 p.m.
6	at Auburn* (SECN+)	2 p.m.
9	ORAL ROBERTS (SECN+)	6:30 p.m.
12	at Vanderbilt* (SEC Network)	7 p.m.
13	at Vanderbilt* (ESPNU)	8 p.m.
14	at Vanderbilt* (SECN+)	1 p.m.
16	ARKANSAS-PINE BLUFF (SECN+)	6:30 p.m.
18	MISSISSIPPI STATE* (ESPNU)	8 p.m.
19	MISSISSIPPI STATE* (SECN+)	6:30 p.m.
20	MISSISSIPPI STATE* (SECN+)	2 p.m.
23	NORTHWESTERN STATE (SECN+)	6:30 p.m.
24	NORTHWESTERN STATE (SECN+)	3 p.m.
26	TENNESSEE* (SECN+)	6:30 p.m.
27	TENNESSEE* (SECN+)	6:30 p.m.
28	TENNESSEE* (SEC Network)	4 p.m.
30	vs. Grambling State (NLR, Ark.)	6:30 p.m.

MAY

3	at Kentucky* (SECN+)	5:30 p.m.
4	at Kentucky* (SECN+)	1 p.m.
5	at Kentucky* (SECN+)	Noon
9	LSU* (ESPNU)	6:30 p.m.
10	LSU* (SECN+)	6:30 p.m.
11	LSU* (ESPNU2)	1 p.m.
16	at Texas A&M* (SECN+)	6:30 p.m.
17	at Texas A&M* (SECN+)	6:30 p.m.
18	at Texas A&M* (SECN+)	2 p.m.
May 22-28	SEC Tournament (Hoover, Ala.)	TBA
May 31-June 2	NCAA Regionals	
June 7-9	NCAA Super Regionals	
June 14-27	College World Series (Omaha, Neb.)	

All times Central; Home game in BOLD; * - SEC Game

MARCH 29 - 31 vs. OLE MISS | BAUM-WALKER STADIUM



#21 OLE MISS REBELS-

Record	18-8 (3-3 SEC)
Ranking	21
Last Season	48-17 (18-12 SEC)
Head Coach	Mike Bianco
Career Record	810-483-1 (21st Season)
Record at Ole Miss	710-412-1 (19th Season)

#8 ARKANSAS RAZORBACKS

Record	21-4 (5-1 SEC)
Ranking	8
Last Season	48-21 (18-12 SEC)
Head Coach	Dave Van Horn
Career Record	1,249-608 (31st season)
Record at Arkansas	664-368 (17th Season)

SERIES BY THE NUMBERS (2019 STATS)

OLE MISS	OFFENSE	ARKANSAS	OLE MISS	PITCHING/DEFENSE	ARKANSAS
.284	Batting Avg.	.295	3.91	ERA	3.15
.454	Slugging Pct.	.462	227.2	Innings Pitched	222.2
.404	On-Base Pct.	.394	0	Complete Games	0
48	Doubles	49	8	Saves	7
5	Triples	6	2.67	Strikeout/Walk Ratio	3.01
30	Home Runs	26	.257	Opponent's Avg.	.199
144	Walks	120	24	Errors	26
45-of-53	Stolen Bases/Att	46-of-53	16	Double Plays	16

All-time Series (since 1982): TIED 47-47; Series in Fayetteville: ARK leads 21-19
Series in Oxford: Ole Miss leads 24-21; Series in Postseason: ARK leads 5-2

PROBABLE PITCHERS

FRI.: (ARK) RHP Isaiah Campbell (5-0, 1.93 ERA, 51 K, 5 BB) vs. (OM) RHP Will Etheridge (4-1, 0.71 ERA, 22 K, 10 BB)
SAT.: (ARK) RHP Connor Noland (0-1, 4.50 ERA, 18 K, 8 BB) vs. (OM) LHP Doug Nihazy (2-2, 2.88 ERA, 23 K, 9 BB)
SUN.: (ARK) RHP Cody Scroggins (2-0, 3.00 ERA, 36 K, 10 BB) vs. (OM) RHP Gunnar Hoglund (1-0, 4.09 ERA, 16 K, 5 BB)



With the help of outfielder Dominic Fletcher, Arkansas took 2-of-3 from Alabama last weekend, earning its first road conference series victory since 2017. Fletcher hit .429 in the series with two home runs and five RBIs and tied a season-high three hits in Sunday's 10-2 victory.

PR HOGS

MLB (7)

Name	Years at Arkansas	Club
Brian Anderson	2012-14	Miami
Jalen Beeks	2013-14	Tampa Bay
Andrew Benintendi	2014-15	Boston
Logan Forsythe	2006-08	Texas
James McCann	2009-11	Chicago White Sox
Blake Parker	2004-06	Minnesota
Drew Smyly	2009-10	Chicago Cubs
Ryne Stanek	2011-13	Tampa Bay

AAA (2)

Name	Years at Arkansas	Club
D.J. Baxendale	2010-12	Rochester (MIN)
Matt Reynolds	2010-12	Fresno (WAS)

AA (4)

Name	Years at Arkansas	Club
Dominic Ficociello	2011-13	Erie (DET)
Zach Jackson	2014-16	New Hampshire (TOR)
Trevor Stephan	2017	Trenton (NYY)
Andy Wilkins	2008-10	Pensacola (MIN)

A-Advanced (3)

Name	Years at Arkansas	Club
Brett Eibner	2008-10	Down East (TEX)
Jacob Morris	2011-13	Winston-Salem (CWS)
Chad Spanberger	2015-17	Dunedin (TOR)

A (0)

Name	Years at Arkansas	Club
------	-------------------	------

A-Short (5)

Name	Years at Arkansas	Club
Jax Biggers	2017-18	Spokane (CLE)
Blaine Knight	2016-18	Aberdeen (BAL)
Grant Koch	2016-18	West Virginia (PIT)
Kacey Murphy	2016-18	Connecticut (DET)
Carson Shaddy	2015-18	Auburn (WAS)

Rookie (5)

Name	Years at Arkansas	Club
Eric Cole	2016-18	Burlington (KC)
Evan Lee	2017-18	GCL Nationals (WAS)
Barrett Loseke	2016-18	GCL Yankees East (NYY)
Jake Reindl	2016-18	AZL Cubs (CHC)
Dominic Taccolini	2014-17	AZL Padres (SD)

Free Agents (2)

Name	Years at Arkansas	Last Club
Zack Cox	2009-10	Erie (DET)
Dallas Keuchel	2007-09	Houston



Isaiah Campbell continued to shine last week, earning his fifth win of the year after throwing seven scoreless innings against Alabama. Campbell has pitched six or more innings in each of his last four starts with two or less runs allowed, one or less walks and seven or more strikeouts in four consecutive starts. He's also the only pitcher in the SEC with 14 or more innings pitched, 18 or more strikeouts and a 0.00 ERA against league opponents.

RAZORBACK PRIME NINE

>> Arkansas welcomes 21st-ranked Ole Miss to Baum-Walker Stadium this weekend for Week 3 of the conference season. It'll be Arkansas' third ranked matchup this year.

>> The Razorbacks will be looking for their first series win over the Rebels since 2015.

>> Arkansas won its second-consecutive SEC series last week after taking 2-of-3 from Alabama in Tuscaloosa. It was Arkansas' first road SEC series victory since 2017.

>> Redshirt freshman Jacob Nesbit was named the SEC Freshman of the Week after hitting .421 over the last five games and extending his team-best hitting streak to 14 games.

>> Nesbit has seen his batting average rise from .235 to .337 over the course of his hit streak and has tallied five multi-hit games during the same span.

>> Freshman Patrick Wicklander struck out five of the six batters he faced Tuesday at Missouri State. It's his third outing with five or more strikeouts this season.

>> Sophomore Casey Martin homered on the second pitch of Sunday's game at Alabama, becoming the first Razorback to lead off a game with a home run since Eric Cole against LSU on May 4, 2018.

>> Outfielder Dominic Fletcher is tied for second in the SEC in doubles (11) heading into the third week of conference play. All three of his hits against Texas last week were doubles.

>> Friday night starter Isaiah Campbell is the only pitcher in the SEC with 14 or more innings pitched, 18 or more strikeouts and a 0.00 ERA against league opponents.

2019 SEC STANDINGS

	Conference				Overall			Last 10	Streak	
	W	L	Win%	GB	W	L	Win%			
EASTERN	Georgia	5	1	.833	--	21	4	.840	8-2	L1
	Vanderbilt	4	2	.667	1.0	20	5	.800	7-3	W5
	Missouri	2	4	.333	3.0	17	9	.654	6-4	W3
	Tennessee	2	4	.333	3.0	20	6	.769	5-5	L1
	Florida	1	5	.167	4.0	17	10	.630	5-5	W1
	South Carolina	1	5	.167	4.0	16	9	.640	4-6	L2
	Kentucky	0	6	.000	5.0	15	10	.600	4-6	W1
WESTERN	Arkansas	5	1	.833	--	21	4	.840	8-2	W2
	Texas A&M	5	1	.833	--	22	5	.815	8-2	W7
	Auburn	4	2	.667	1.0	20	5	.800	7-3	L3
	LSU	4	2	.667	1.0	17	8	.680	6-4	L3
	Mississippi St.	4	2	.667	1.0	23	3	.885	8-2	W3
	Ole Miss	3	3	.500	2.0	18	8	.692	6-4	W1
	Alabama	2	4	.333	3.0	20	6	.769	6-4	W1

HOGS-REBELS IN RANKED MATCHUP AT BAUM-WALKER

Arkansas will be looking to win its first series over Ole Miss in four years when the Rebels come to Fayetteville this weekend. Eight of the last 12 games between the two teams has been decided by three runs or less, but the Razorbacks have only won one series against the Rebels over the last six years. This will be the second-straight year the matchup consists of two ranked teams. Last year, Arkansas was ranked No. 5 and visited Oxford and No. 4 Ole Miss, but the Rebels rallied for wins in games two and three after falling to Blaine Knight, 6-4, on Friday night.

COMING BACK SWINGING

Arkansas has had some of its biggest games, offensively, this season after coming off of a loss. In the four games following a defeat, the Razorbacks are averaging 10.8 runs a game and 1.5 home runs a game. The offense is hitting .315 in those four games with Heston Kjerstad leading all Razorbacks with 10 or more at-bats with a .556 average (10-for-18) and has seven RBIs.

NESBIT WINS FIRST SEC FRESHMAN OF THE WEEK

Redshirt-freshman infielder Jacob Nesbit was named the SEC Freshman of the Week on Monday after his strong weekend at the plate that helped the Razorbacks split the midweek series at No. 9 Texas and then take a crucial weekend series on the road against Alabama. The Coppell, Texas native hit .421 (8-for-19) for the week, good for the second-best average on the team and extended his team-best hitting streak to 14 games, which dates back to a March 6 victory over Charlotte. Nesbit has also reached base in 21-consecutive games, which is the longest on the team. During his 14-game hit streak, he has seen his batting average rise from .235 to .346 and has tallied five multi-hit games during that span.

CAMPBELL FORMS INTO FRIDAY NIGHT ACE

Following the footsteps of All-American Blaine Knight, redshirt junior Isaiah Campbell has, seemingly, transformed into the Friday-night ace for the Hogs this year. Campbell moved to 5-0 on the season last week in the 12-3 win over Alabama after working seven scoreless innings with five hits scattered, one walk and seven strikeouts. Campbell has 18 strikeouts over his two SEC starts, which ties for second in the league. He also has never walked more than two batters in a start this year.

RAZORBACKS SWEEP MISSOURI FOR 18TH-STRAIGHT HOME SERIES WIN

For the third-straight year, Arkansas was able to open SEC play with a three-game sweep after beating Missouri with a bottom of the ninth walk-off single by Casey Opitz in the series finale. The Hogs have been practically unbeatable at home over the last three seasons, winning 18-straight series at Baum-Walker Stadium dating back to 2017. Arkansas is 79-13 at home of the last three years and has not lost two in a row at home since April 27-28, 2017.

PITCHING CONTINUES TO DRIVE THE BOAT

With 129 strikeouts over the previous 114 innings, the Razorbacks have already recorded half of the number of shutouts (3) that they had during the entire 2018 season (6). Arkansas' pitchers rank 17th in the nation with a 3.01 strikeout-to-walk ratio and 12th in Division I in strikeouts-per-nine innings (10.5).

Last 14 Games - Arkansas Pitching Staff

Opponent	Strikeouts	Walks
Louisiana Tech (3/8)	14	1
Louisiana Tech (3/9)	9	2



In recognition of the extraordinary longtime support of the Walker Family and the Willard and Pat Walker Charitable Foundation, the nation's top collegiate baseball ballpark has been renamed Baum-Walker Stadium at George Cole Field.

Louisiana Tech (3/10)	16	3
Western Illinois (3/12)	14	3
Western Illinois (3/13)	10	1
Missouri (3/15)	15	3
Missouri (3/16)	6	1
Missouri (3/17)	11	3
Texas (3/19)	9	2
Texas (3/20)	5	14
Alabama (3/22)	8	3
Alabama (3/23)	2	7
Alabama (3/24)	10	5
Missouri St. (3/26)	10	3

I CAN SEE CLEARLY NOW

Going into the SEC opener against Missouri, sophomore Matt Goodheart was only hitting .241 with one multi-hit game with just seven hits in 12 games and four RBIs. Claiming he was having trouble seeing at night, Goodheart got a new contacts prescription and has, seemingly, turned the corner. Goodheart is now 12-for-25 (.480) in his last nine games and went 5-for-8 (.625) in the three-game series against Alabama with a career-high three hits in the opener (March 22).

SCROGGINS SHUTS DOWN LOUISIANA TECH

Making the Sunday start against Louisiana Tech, Cody Scroggins went a career-long six innings and struck out a career-high 11 batters, while walking only one and giving up two singles on 88 pitches. Scroggins didn't even allow a baserunner past first base for his entire outing and retired seven of the first eight he faced. It was his' first victory of the year and first decision in 27 career appearances dating back to 2016.

KJERSTAD HEATING UP

Sophomore outfielder Heston Kjerstad did not have the best start to his second season when he was 8-for-36 (.222) after eight games. Since then, the Amarillo, Texas native is batting an even .382 with eight multi-hit games, six with three hits or more, and slugging .647 with nine



Redshirt freshman Jacob Nesbit brings the hottest bat on the team into the weekend series with Ole Miss. The Coppell, Texas native is on a team-best 15-game hit streak and 22-game reached base streak. Nesbit has seen his batting average rise from .235 to .337 over the course of his hit streak and has tallied five multi-hit games during the same span. His average currently leads the team.



With a new set of contacts to see better at night, sophomore Matt Goodheart is now 11-for-22 (.500) in his last eight games and went 5-for-8 (.625) in the three-game series against Alabama with a career-high three hits in the opener (March 22).

extra-base hits and 12 RBIs. For the year, Kjerstad is now batting .327, good for second on the team.

Heston Kjerstad in 2019

Category	First 8 Games	Since
Average	.222	.382
Slugging	.306	.647
On-Base Percentage	.282	.468
Hits	8	26
Runs	3	18
Extra-Base Hits	1	9
Home Runs	1	4
RBIs	5	12

WELCOME TO THE SHOW KID

Freshman right-hander Elijah Trest made his collegiate debut in the ninth inning in game three against Louisiana Tech (March 10), striking out the side on 20 pitches to help secure Arkansas' 12th victory of the year. Trest is the seventh different freshman pitcher to see time on the mound so far this season and fourth to strike out the side in their first collegiate inning of work (C. Monke, P. Wicklander, E. Taylor).

CAMPBELL TURNS IN CAREER DAY AGAINST STONY BROOK

For the first time since 2017, a Razorback pitcher struck out 12 or more batters in a game when Isaiah Campbell struck out a career-high 13 Stony Brook batters over seven innings on March 1. It was the most strikeouts in a game since Trevor Stephan struck out 13 against Rhode Island on March 10, 2017. Campbell's strikeout total made him only the second Razorback pitcher since 2010 to strike out 11 or more and the second since 2007 to strike out 13 or more.

HOGS CRACK TOP 10 AFTER HOT START

With a 9-1 start to the season and a perfect 7-0 home record, the Razorback cracked the top-10 of the USA Today/Coaches' National Poll last week, one of five SEC teams in top 10. Arkansas is ranked in the top-20 of every national poll and has not dropped out of the top-25 since the original preseason rankings came out.

SPEED KILLS

Arkansas has continued to use its speed to its advantage as it has stolen 15 bases over the last 10 games, four coming in the series finale at Alabama (March 24). The Hogs have stolen five bases in a game twice this year (USC) and ties for third in the SEC with 46 swipes, which already surpasses last year's total of 39. Trevor Ezell leads all Arkansas players with nine stolen bases, ranking in a tie for eighth in the SEC.

Most Stolen Bases (SEC)

Rank	Team	Stolen Bases
1.	Kentucky	57
2.	Missouri	53
3.	Tennessee	49
4.	Arkansas	46
5.	Ole Miss	45

RAZORBACKS HEAD WEST, DOWN TROJANS

Arkansas went west to face USC in a three-game series in week two and came away with its first road series win since 2017. The Hogs won games one and two 6-3 and 8-6, respectively, and nearly swept the Trojans before a 10th-inning walk-off homer thwarted that plan. It was the first road series win for the Hogs since they took 2-of-3 from Alabama in Tuscaloosa in April of 2017.

FEBRUARY SUCCESS

Since Dave Van Horn took over for the Razorbacks in 2003, Arkansas have played through the month of February with one loss or better 13 times, including six undefeated years. The Hogs are 118-18 in the first month of the year under Van Horn. Last year, the team went 6-2 in February and hit .310 as a team.

HOGS BLAST PANTHERS ON OPENING WEEK

For the sixth-straight season, Arkansas opened its campaign with a series sweep dating back to 2014. The Razorbacks swept Eastern Illinois by a combined score of 30-12, scoring 10+ runs in each of the first two games. The Hogs completed the sweep on Sunday with a walk-off single by sophomore Heston Kjerstad in the bottom of the ninth, his second walk-off of his career.

WASHINGTON, JR. COMING THROUGH IN A PINCH

West Memphis, Arkansas native Curtis Washington, Jr. came through when his name was called on Sunday in helping Arkansas finish off the sweep of Eastern Illinois. Making just his second appearance of the weekend off the bench, Washington pinch hit for Jordan McFarland in the seventh inning and was asked to drop a sacrifice bunt. He did one better and drew the walk to put two on base with no outs and eventually led to Arkansas' second run. In the ninth inning, Washington saddled his first career hit with a lead-off single. He later scored the winning run on Kjerstad's walk-off hit.

EZELL OWNS EASTERN ILLINOIS

Following his four-hit day in the doubleheader on Saturday, graduate transfer Trevor Ezell added another hit to his already growing total against the Panthers in his career on Sunday. Dating back to his four years at Southeast Missouri State, which played in the same conference (Ohio Valley Conference) as EIU, Ezell is now 21-for-44 (.477) against the Panthers in 12 games. He finished last weekend leading all hitters with a .500 average (5-for-10) with two doubles, four runs scored, one home run and five RBIs.

NEAR IMMACULATE INNING

Freshman Patrick Wicklander nearly achieved a feat that some pitchers only dream of when he came out of the bullpen in the sixth inning to relieve Jacob Kostyshock last Sunday against EIU. Wicklander struck out the heart of EIU's lineup consisting of Jimmy Govern, Hunter Morris and Ryan Knernschiend and did it on 10 pitches, just one shy of the near immaculate nine-pitch, three-strikeout inning. Wicklander finished his first career outing with 2.1 innings thrown, one run allowed and four strikeouts on 31 pitches.

SEE THE BALL, HIT THE BALL

In the season-opener against EIU, Arkansas achieved more than just scoring 15 runs on 18 hits en route to its 25th-straight season-opening win. The Hogs also did not strike out in 46 batters, a feat that hadn't been achieved since 7-6 victory over Troy on Feb. 28, 2010.

97 YEARS AND COUNTING

The 2019 season will mark the 97th season of Razorback Baseball and 17th with head coach Dave Van Horn. Since Van Horn took over, the Hogs have reached the College World Series five times, including three times in the last seven years.

ARKANSAS LEADS NATION IN PRESEASON GOLDEN SPIKES WATCH

Sophomores Heston Kjerstad and Casey Martin, as well as junior reliever Matt Cronin were named among 55 players on the 2019 USA Baseball Golden Spikes Award watch list this week, an award presented to the top amateur player in the country. Arkansas led all schools on the preseason watch list with three selections, while Auburn, Baylor, Elon, Florida, Florida State, NC State, Oregon State, Stanford and UCLA each boast a pair of athletes represented as well.

PRESEASON ALL-SEC FIRST TEAM LITTERED WITH HOGS

Arkansas' quartet of Casey Martin, Heston Kjerstad, Matt Cronin and Dominic Fletcher were all selected by the league coaches to the Preseason All-SEC First Team. The four first team selections are the most of any team in the league and it ties with Ole Miss and Georgia for the most selections combined on either Preseason All-SEC team. Fletcher and Kjerstad make up two of the three outfield positions, while Martin is considered the top shortstop in the league and Cronin is considered the top reliever by the 14 head coaches.

ARKANSAS EARNS TOP 25 PRESEASON RANKINGS IN ALL NATIONAL POLLS

Coming off a national runner-up finish at the 2018 College World Series, Arkansas will begin the 2019 season ranked in the top 25 of all the major national polls. The Hogs highest preseason placement comes in the USA Today/ESPN Coaches' Poll which has them at No. 12 in the nation. Arkansas is also within the top-15 in the Perfect Game poll (No. 13) and the NCBWA poll (No. 15).

BRINGING THE NOISE

For the 14th straight year, Arkansas placed in the top five in the nation in total and average attendance after the 2017 season. With 8,857 fans per game in 36 home games, the Razorbacks continued to draw the fans, finishing third in average attendance. A total of 318,856 fans visited Baum Stadium during the 2018 season, also good for third in the country.



Baseball America

Week 7

1. UCLA	17-4
2. Mississippi St.	22-3
3. Stanford	15-3
4. Vanderbilt	19-5
5. NC State	23-1
6. Georgia	21-3
7. Texas	17-10
8. Oregon State	16-4-1
9. North Carolina	18-7
10. Arkansas	20-4
11. Texas Tech	15-6
12. Texas A&M	21-5
13. ECU	18-6
14. Arizona State	22-1
15. Florida	16-10
16. Louisville	18-6
17. LSU	17-7
18. Auburn	20-4
19. UC Irvine	15-4
20. Coastal Carolina	18-5-1
21. Florida State	17-6
22. Ole Miss	17-8
23. TCU	15-7
24. Clemson	18-6
25. Oklahoma	21-4

D1Baseball

Week 7

1. UCLA	17-4
2. Mississippi State	22-3
3. Stanford	15-3
4. Georgia	21-3
5. NC State	23-1
6. Vanderbilt	19-5
7. Oregon State	16-4-18
8. Arkansas	20-4
9. Arizona State	22-1
10. Texas A&M	21-5
11. Louisville	18-6
12. Coastal Carolina	18-5-1
13. Texas	17-10
14. ECU	18-6
15. Auburn	20-4
16. North Carolina	18-7
17. LSU	17-7
18. Texas Tech	15-6
19. TCU	15-7
20. Florida State	17-6
21. UC Irvine	15-4
22. Oklahoma	21-4
23. Florida	16-10
24. Ole Miss	17-8
25. Illinois	17-4

Perfect Game

Week 7

1. UCLA	17-4
2. Mississippi State	22-3
3. Stanford	15-3
4. Oregon State	16-4-1
5. Vanderbilt	19-5
6. NC State	23-1
7. Georgia	21-3
8. Arkansas	20-4
9. North Carolina	18-7
10. Auburn	20-4
11. Texas A&M	21-5
12. Louisville	18-6
13. ECU	18-6
14. Texas	17-10
15. Texas Tech	15-6
16. LSU	17-7
17. Arizona State	22-1
18. Coastal Carolina	18-5-1
19. TCU	15-7
20. Florida	16-10
21. Ole Miss	17-8
22. Florida State	17-6
23. UC Irvine	15-4
24. UConn	13-8
25. Oklahoma	21-4

USA Today/ESPN

Week 7

1. UCLA	17-4
2. Mississippi State	22-3
3. Stanford	15-3
4. NC State	23-1
5. Vanderbilt	19-5
6. Georgia	21-3
7. Oregon State	16-4-1
8. Arkansas	20-4
9. Arizona State	22-1
10. Louisville	18-6
11. Texas A&M	21-5
12. Auburn	20-4
13. Texas Tech	15-6
14. Coastal Carolina	18-5-1
15. LSU	17-7
16. Texas	17-10
17. North Carolina	18-7
18. ECU	18-6
19. Oklahoma	21-4
20. TCU	15-7
21. Florida State	17-6
22. Ole Miss	17-8
23. Tennessee	20-5
24. Florida	16-10
25. UC Irvine	15-4

Collegiate Baseball

Week 7

1. NC State	23-1
2. UCLA	17-4
3. Arizona State	22-1
4. Mississippi State	22-3
5. Vanderbilt	19-5
6. Stanford	15-3
7. Oregon State	16-4-1
8. Georgia	21-3
9. Arkansas	20-4
10. Coastal Carolina	18-5-1
11. Texas A&M	21-5
12. LSU	17-7
13. Auburn	20-4
14. Texas Tech	15-5
15. Clemson	18-6
16. ECU	18-6
17. UC Santa Barbara	17-3
18. UC Irvine	15-4
19. Florida	16-10
20. Florida State	17-6
21. Louisville	18-6
22. North Carolina	18-7
23. Illinois	17-4
24. Oklahoma	21-4
25. Baylor	16-6
26. Washington	14-5
27. Southern Miss	15-6
28. TCU	15-7
29. Georgia Tech	16-8
30. San Diego	17-7

NCBWA

Week 7

1. UCLA	17-4
2. Stanford	15-3
3. Mississippi State	22-3
4. Vanderbilt	19-5
5. Georgia	21-3
6. NC State	23-1
7. Oregon State	16-4-1
8. Arkansas	20-4
9. Arizona State	22-1
10. Louisville	18-6
Texas Tech	15-6
12. Texas A&M	21-5
13. Auburn	20-4
14. LSU	17-7
15. North Carolina	18-7
16. Coastal Carolina	18-5-1
17. Texas	17-10
18. ECU	18-6
19. Florida State	17-6
20. UC Irvine	15-4
21. TCU	15-7
22. Florida	16-10
23. Oklahoma	21-4
24. Clemson	18-6
25. Ole Miss	17-8
26. Illinois	17-4
27. UC Santa Barbara	17-3
28. Tennessee	20-5
29. Baylor	16-6
30. Washington	14-5

Arkansas Week-By-Week in the Polls

	BA	D1	PG	USA TODAY	CB	NCBWA
Preseason	18	16	13	12	25	15
Week 2	17	16	13	--	23	13
Week 3	17	16	13	--	22	13
Week 4	16	15	12	10	16	14
Week 5	16	14	11	10	17	13
Week 6	15	11	10	9	10	8
Week 7	10	8	8	8	9	8
Week 8	--	--	--	--	--	--
Week 9	--	--	--	--	--	--
Week 10	--	--	--	--	--	--
Week 11	--	--	--	--	--	--
Week 12	--	--	--	--	--	--
Week 13	--	--	--	--	--	--
Week 14	--	--	--	--	--	--
Week 15	--	--	--	--	--	--
Week 16	--	--	--	--	--	--
Final	--	--	--	--	--	--

BA - Baseball America
 ESPN - USA Today/ESPN
 CB - Collegiate Baseball
 NCBWA - National Collegiate Baseball Writers Association
 PG - Perfect Game
 D1 - D1Baseball.com

A || HEAD COACH DAVE VAN HORN



PERSONAL

Born: Sept. 17, 1960
 Hometown: Kansas City, Mo.
 Alma Mater: Arkansas (1988)
 Masters of Science: East Texas State Univ. (1992)
 Wife: Karen
 Children: Hollan, Mariel
 Named Head Coach at Arkansas: June 21, 2002

PLAYING HISTORY

1982-1984 Atlanta Braves Organization
 1982 MLB Draft: 10th Rd (Braves)
 1982 Arkansas
 1980-1981 McLennan (Texas) CC

COACHING HONORS

2004 SEC Coach of the Year
 2001 Baseball America National Coach of the Year
 2001 BIG 12 Coach of the Year
 2001 ABCA Midwest Region Coach of the Year
 2000 ABCA Midwest Region Coach of the Year
 1997 Southland Coach of the Year
 1995 Southland Coach of the Year
 1994 NCAA Division II Coach of the Year
 1994 ABCA Central Region Coach of the Year

HALL OF FAME

2019 Inducted into Arkansas Sports Hall of Fame
 2013 Inducted into Winnetonka HS HOF
 2012 Inducted into Ban Johnson League HOF
 2001 Inducted into Central Missouri State HOF

After 16 years as head coach of the Razorback Baseball program, Dave Van Horn has continued to elevate Arkansas into one of the nation's premier teams year in and year out. Over his 16 seasons as head Hog, Van Horn has led Arkansas to five College World Series appearances, 15 NCAA Tournament berths, one Southeastern Conference overall title, four SEC Western Division championships and a total of 643 wins, averaging more than 40 wins a season.

Ever since returning to his alma mater in 2003 to take over for retiring SEC legend Norm DeBriyn, Van Horn has continued to successfully field nationally competitive teams, while also grooming numerous All-Americans, all-conference and future Major League players.

Under his guidance, 24 Razorbacks have been named All-Americans, 33 as All-SEC players, and 101 have been picked in the MLB Draft. Those draft picks are the third-most among all active head coaches in the SEC.

Van Horn is the second-winningest coach in Arkansas history with 643 wins entering the 2019 season. Earlier this year, with a win at San Diego State, Van Horn became only the second active head coach in the SEC with 600 or more wins at their current school.

Including his years at Nebraska, Northwestern State and Central Missouri State, Van Horn has racked up 1,014 wins at four-year institutions, which is 15th-most among all active coaches. He is also one of 10 active coaches with 1,000 or more wins at four-year schools.

DVH AGAINST 2019 OPPONENTS				
	W/L	Home	Away	Neutral
Alabama	32-24	17-7	13-14	2-3
Auburn	28-20	15-9	13-11	1-0
Charlotte	2-2	1-0	0-1	1-1
Eastern Illinois	16-1	16-1	--	--
Grambling State	6-0	5-0	--	1-0
Kentucky	22-11	13-5	9-6	--
Louisiana Tech	17-4	8-2	5-3	4-0
LSU	18-39	9-5	8-16	1-8
Memphis	9-1	2-0	5-0	2-1
Mississippi State	25-27	13-11	10-14	2-2
Missouri	12-3	7-2	5-1	--
Missouri State	19-9	11-7	8-2	--
Northwestern State	4-1	4-1	--	--
Ole Miss	22-34	9-15	9-15	4-4
Oral Roberts	15-6	9-3	5-3	1-0
Southern Cal	4-2	2-1	2-1	--
Tennessee	21-13	8-5	10-7	2-1
Texas	6-4	2-0	2-3	2-1
Texas A&M	14-9	8-4	5-5	1-0
Vanderbilt	18-20	12-8	6-8	0-4
Western Illinois	9-1	9-1	--	--

VAN HORN'S CAREER NUMBERS							
Year	School	Record	Pct.	Conf.	Place	Tourn.	NCAA
1989	Texarkana CC	39-18	.684	NA	NA	NA	--
1990	Texarkana CC	44-14	.759	NA	NA	NA	--
1991	Texarkana CC	45-12	.789	NA	NA	NA	--
1992	Texarkana CC	48-10	.827	NA	1st	NA	--
1993	Texarkana CC	38-18	.678	NA	NA	NA	--
	<i>Totals</i>	<i>214-72</i>	<i>.748</i>	--	--	--	--
1994	Central Missouri State	51-11	.823	15-1	1st (Div.)	1st (4-1)	NCAA DII Champs
	<i>Totals</i>	<i>51-11</i>	<i>.823</i>	<i>15-1</i>	--	<i>1 (4-1)</i>	--
1995	Northwestern State	37-15	.711	19-5	1st	DNP (0-2)	--
1996	Northwestern State	34-27	.557	14-16	2nd (Div.)	2nd (3-2)	--
1997	Northwestern State	35-23	.603	19-9	1st	DNP (0-2)	--
	<i>Totals</i>	<i>106-65</i>	<i>.620</i>	<i>52-30</i>	--	<i>3 (3-6)</i>	--
1998	Nebraska	24-20	.545	10-13	7th	DNQ	DNQ
1999	Nebraska	42-18	.700	16-9	5th	1st (4-0)	NCAA (1-2)
2000	Nebraska	51-17	.750	21-9	2nd	1st (5-1)	NCAA (4-2)
2001	Nebraska	50-16	.758	20-8	1st	1st (4-0)	CWS (5-2)
2002	Nebraska	47-21	.691	16-11	2nd	2nd (3-1)	CWS (5-3)
	<i>Totals</i>	<i>214-92</i>	<i>.699</i>	<i>67-39</i>	--	<i>4 (16-2)</i>	<i>4 (15-9)</i>
2003	Arkansas	35-22	.612	14-16	6th West	T-7th (0-2)	NCAA (1-2)
2004	Arkansas	45-24	.652	19-11	T-1st Overall	4th (2-2)	CWS (6-3)
2005	Arkansas	39-22	.636	13-17	T-5th West	T-7th (0-2)	NCAA (2-2)
2006	Arkansas	39-21	.650	18-12	2nd West	T-7th (0-2)	NCAA (1-2)
2007	Arkansas	43-21	.672	18-12	1st West	2nd (3-1)	NCAA (2-2)
2008	Arkansas	34-24	.586	14-15	4th West	DNQ	NCAA (0-2)
2009	Arkansas	41-24	.631	14-15	4th West	4th (2-2)	CWS (7-2)
2010	Arkansas	43-21	.672	18-12	2nd West	T-7th (0-2)	NCAA (3-3)
2011	Arkansas	40-22	.645	15-15	1st West	T-3rd (2-2)	NCAA (2-2)
2012	Arkansas	46-22	.676	16-14	T-2nd West	T-9th (0-2)	CWS (7-3)
2013	Arkansas	39-22	.639	18-11	2nd West	T-3rd (2-1)	NCAA (2-2)
2014	Arkansas	40-25	.615	16-14	4th West	T-3rd (3-2)	NCAA (2-2)
2015	Arkansas	40-25	.615	17-12	3rd West	T-5th (2-2)	CWS (5-3)
2016	Arkansas	26-29	.473	7-23	7th West	DNQ	DNQ
2017	Arkansas	45-19	.703	18-11	2nd West	2nd (3-2)	NCAA (3-2)
2018	Arkansas	48-21	.696	18-12	T-1st West	T-3rd (2-1)	CWS Runner-Up (9-3)
2019	Arkansas	21-4	.840	5-1	--	--	--
	<i>Totals</i>	<i>664-368</i>	<i>.643</i>	<i>258-223</i>	--	<i>14 (21-25)</i>	<i>15 (52-35)</i>
	<i>CAREER TOTALS</i>	<i>1,249-608</i>	<i>.672</i>	<i>392-293</i>	--	<i>44-34 (.564)</i>	<i>67-44 (.604)</i>



No.	Player	Pos.	B/T	Yr.	Ht.	Wt.	Hometown/Previous School
3	Zack Gregory	INF	L/R	Fr	5-10	175	Keller, Texas / Timber Creek HS
4	Trevor Ezell	INF	S/R	R-Sr	5-8	200	Bryant, Ark. / Bryant HS/ Southeast Missouri State
5	Jacob Nesbit	INF	R/R	R-Fr	6-0	170	Coppell, Texas / Coppell HS
7	Jack Kenley	INF	L/R	Jr	6-0	180	Germantown, Tenn. / Houston HS
8	Jordan McFarland	INF/OF	R/R	Jr	6-3	210	Waterloo, Ill. / Waterloo HS
10	Matt Goodheart	INF/OF	L/R	So	6-1	180	Magnolia, Ark. / San Jacinto CC
12	Casey Opitz	C	S/R	So	5-11	175	Centennial, Colo. / Heritage HS
13	Connor Noland	RHP	R/R	Fr	6-2	215	Greenwood, Ark. / Greenwood HS
14	Caleb Denny	INF	L/R	Fr	6-2	180	Owasso, Okla. / Owasso HS
15	Casey Martin	INF	R/R	So	5-11	175	Lonoke, Ark. / Lonoke HS
16	Andrew Stanley	C	R/R	Fr	5-9	180	Searcy, Ark. / Searcy HS/IMG Academy
17	Trey Harris	OF	R/R	Fr	5-10	165	Little Rock, Ark. / Little Rock Christian Academy
18	Heston Kjerstad	OF	L/R	So	6-3	200	Amarillo, Texas / Randall HS
19	Coby Boulware	INF	R/R	So	5-9	170	Anthem, Ariz. / TCU / Boulder Creek HS
20	Elijah Trest	RHP	L/R	Fr	6-3	205	White Oak, Texas / White Oak HS
21	Jacob Burton	RHP	R/R	Fr	6-0	195	Diana, Texas / New Diana HS
22	Curtis Washington, Jr.	OF/INF	R/R	Fr	6-2	175	West Memphis, Ark. / Academies of West Memphis HS
24	Dominic Fletcher	OF	L/L	Jr	5-9	175	Cypress, Calif. / Cypress HS
25	Christian Franklin	OF	R/R	Fr	5-11	180	Overland Park, Kan. / Rockhurst HS
26	Travis Hester	RHP	R/R	Fr	6-2	195	College Station, Texas / College Station HS
27	Dillon Lifrieri	OF/INF	R/R	Fr	6-0	190	Wilton, CT. / Wilton HS
28	Kole Ramage	RHP	R/R	So	6-1	195	Southlake, Texas / Southlake Carroll HS
29	Marshall Denton	RHP	R/R	R-So	5-11	165	Beebe, Ark. / Beebe HS
31	Caleb Bolden	RHP	R/R	So	6-2	185	Texarkana, Texas / Pleasant Grove HS
32	Matt Cronin	LHP	L/L	Jr	6-2	210	Navarre, Fla. / Navarre HS
33	Patrick Wicklander	LHP	R/L	Fr	6-1	180	San Jose, Calif. / Valley Christian HS
34	Steven Sanchez	LHP	L/L	Fr	6-7	250	Mundelein, Ill. / Mundelein HS
35	Jacob Kostyshock	RHP	R/R	Jr	6-4	175	O'Fallon, Mo. / Francis Howell HS
37	Caden Monke	LHP	L/L	Fr	6-3	160	Mt. Olive, Ill. / Mt. Olive HS
39	Evan Taylor	LHP	L/L	Fr	6-4	235	Florence, Ala. / Florence HS
44	Collin Taylor	RHP	R/R	R-So	5-11	220	Florence, Ala. / Florence HS / Walters State CC
45	Kevin Kopps	RHP	R/R	R-Jr	6-0	200	Sugar Land, Texas / George Ranch HS
46	Carter Sells	RHP	R/R	Fr	6-0	190	Brentwood, Tenn. / Ravenwood HS
48	Zack Plunkett	C	R/R	R-Sr	6-2	230	Hurst, Texas / TCU / L.D. Bell HS
49	Liam Henry	LHP	L/L	Fr	6-2	175	Kansas City, Mo. / Park Hill HS
54	Will Barker	RHP	R/R	Fr.	6-2	180	Sherwood, AR / Pulaski Academy
55	Isaiah Campbell	RHP	R/R	R-Jr	6-4	235	Olathe, Kan. / Olathe South HS
57	Cody Scroggins	RHP	R/R	R-Jr	6-0	185	Bentonville, Ark. / Bentonville HS
88	Zebulon Vermillion	RHP	L/R	So	6-4	215	Prairie Village, Kan. / Shawnee Mission East HS

Coaches and Support Staff

Head Coach:	2 Dave Van Horn, 17th Season (Arkansas, 1988)
Assistant Coach:	30 Nate Thompson, 2nd Season (Dallas-Baptist, 2006)
Assistant Coach:	47 Matt Hobbs, 1st Season (Missouri, 2002)
Volunteer Assistant Coach:	9 Taylor Smart, 1st Season (Tennessee, 2017)
Student Assistants:	11 Harrison Heffley, 2nd Season; 6 Jared Gates, 1st Season
Director of Operations:	Clay Goodwin, 12th Season (Arkansas, 2005)
Athletic Trainer:	Corey Wood (East Carolina, 2008)
Strength & Conditioning	Blaine Kinsley (Lenoir-Rhyne, 2010)
Director of Video and Scouting	Zach Barr (Arkansas, 2017)
Managers:	Sean O'Neil, Cale Petrie, Hayden Sutton, Chandler Tolbert, Doug Willey, Phil Cebuhar

Pronunciation Guide

Trevor Ezell	EE-zell
Jacob Nesbit	NEZ-bit
Casey Opitz	Opitts
Heston Kjerstad	KERR-stad
Dillon Lifrieri	LIF-fury
Kole Ramage	RAM-midge
Jacob Kostyshock	Cost-EE-shock
Caden Monke	Monk



2019 Arkansas Baseball
Overall Statistics for Arkansas (as of Mar 26, 2019)
(All games Sorted by Batting avg)



Record: 21-4 Home: 15-1 Away: 6-3 SEC: 5-1

Player	avg	gp-gs	ab	r	h	2b	3b	hr	rbi	tb	slg%	bb	hp	so	gdp	ob%	sf	sh	sb-att	po	a	e	fld%	
5 Jacob Nesbit	.337	25-25	83	17	28	3	0	1	20	34	.410	9	1	19	1	.396	3	4	4-6	12	29	3	.932	
18 Heston Kjerstad	.327	25-25	104	21	34	4	1	5	17	55	.529	7	7	24	0	.407	0	0	3-3	38	2	1	.976	
4 Trevor Ezell	.315	25-25	89	24	28	6	1	3	15	45	.506	17	1	18	1	.426	1	5	9-9	176	17	2	.990	
24 Dominic Fletcher	.312	25-25	93	22	29	11	0	4	19	52	.559	16	1	17	0	.407	3	0	1-2	62	0	0	1.000	
7 Jack Kenley	.309	25-24	81	25	25	2	2	4	19	43	.531	17	3	19	1	.433	3	0	5-5	31	73	2	.981	
25 Christian Franklin	.284	25-22	74	14	21	3	1	3	25	35	.473	9	1	18	5	.365	1	1	6-7	37	1	1	.974	
15 Casey Martin	.243	25-25	107	24	26	9	0	5	19	50	.467	9	3	26	0	.319	0	3	7-9	34	54	8	.917	

22 Curtis Washington	.455	12-1	11	5	5	0	1	0	1	7	.636	2	0	5	0	.538	0	1	1-1	2	2	2	.667	
10 Matt Goodheart	.352	20-14	54	8	19	5	0	0	9	24	.444	6	1	12	0	.426	0	1	4-5	4	0	0	1.000	
17 Trey Harris	.308	10-7	26	4	8	3	0	0	5	11	.423	2	2	2	0	.400	0	1	0-0	0	0	0	.000	
48 Zack Plunkett	.240	12-8	25	5	6	1	0	1	4	10	.400	4	3	10	0	.394	1	1	0-0	66	5	2	.973	
12 Casey Opitz	.218	21-17	55	14	12	2	0	0	12	14	.255	20	2	12	6	.430	2	1	5-5	181	16	1	.995	
8 Jordan McFarland	.138	11-7	29	3	4	0	0	0	5	4	.138	2	1	11	0	.206	2	0	1-1	12	0	0	1.000	
Totals	.295	25	831	186	245	49	6	26	170	384	.462	120	26	193	14	.394	16	18	46-53	668	220	26	.972	
Opponents	.199	25	813	91	162	23	0	13	84	224	.276	86	23	259	12	.292	7	5	9-18	633	204	33	.962	

LOB - Team (194), Opp (175). DPs turned - Team (16), Opp (17). CI - Team (0), Opp (2). IBB - Team (4), C. Martin 2, C. Opitz 1, H. Kjerstad 1. Picked off - T. Ezell 1, C. Opitz 1, M. Goodheart 1, D. Fletcher 1.

(All games Sorted by Earned run avg)

Player	era	w-l	app	gs	cg	sho	sv	ip	h	r	er	bb	so	2b	3b	hr	b/avg	wp	hp	bk	sfa	sha		
55 Isaiah Campbell	1.93	5-0	6	6	0	0/1	0	37.1	28	11	8	5	51	4	0	0	.207	1	1	0	0	1		

32 Matt Cronin	0.00	1-0	10	0	0	0/2	6	11.0	3	0	0	5	18	0	0	0	.086	0	0	0	0	0		
45 Kevin Kopps	0.69	1-0	10	0	0	0/2	0	13.0	8	1	1	4	17	0	0	1	.178	1	1	0	0	0		
88 Zebulon Vermillion	1.46	3-0	10	0	0	0/0	0	12.1	9	2	2	3	12	3	0	0	.200	1	2	0	1	1		
29 Marshall Denton	1.86	1-0	9	2	0	0/0	0	9.2	11	2	2	1	7	2	0	1	.282	1	1	0	0	0		
28 Kole Ramage	1.93	5-0	10	0	0	0/1	0	23.1	17	8	5	5	19	2	0	1	.200	1	0	0	0	0		
35 Jacob Kostyshock	2.00	1-1	8	1	0	0/2	1	18.0	12	6	4	5	16	1	0	1	.182	1	2	0	1	0		
57 Cody Scroggins	3.00	2-0	6	5	0	0/1	0	24.0	16	9	8	10	36	1	0	1	.184	1	4	1	2	0		
33 Patrick Wicklander	4.44	2-1	10	5	0	0/1	0	24.1	14	12	12	13	37	4	0	2	.169	0	2	0	0	1		
13 Connor Noland	4.50	0-1	7	6	0	0/0	0	24.0	23	15	12	8	17	3	0	3	.235	1	2	0	1	1		
49 Liam Henry	4.50	0-0	5	0	0	0/0	0	4.0	3	2	2	1	3	0	0	1	.200	2	1	0	0	0		
39 Evan Taylor	6.43	0-0	7	0	0	0/1	0	7.0	3	5	5	7	13	0	0	0	.136	3	1	0	0	1		
21 Jacob Burton	6.75	0-0	6	0	0	0/0	0	5.1	7	5	4	3	4	2	0	2	.318	0	2	0	0	0		
44 Collin Taylor	6.75	0-0	2	0	0	0/0	0	1.1	1	1	1	2	0	0	0	0	.250	1	0	0	1	0		
20 Elijah Trest	7.71	0-1	5	0	0	0/1	0	4.2	5	4	4	4	5	0	0	0	.263	0	1	0	1	0		
46 Carter Sells	10.80	0-0	2	0	0	0/0	0	1.2	0	2	2	5	1	0	0	0	.000	0	0	0	0	0		
37 Caden Monke	32.40	0-0	4	0	0	0/0	0	1.2	2	6	6	5	3	1	0	0	.250	1	3	0	0	0		
Totals	3.15	21-4	25	25	0	3/3	7	222.2	162	91	78	86	259	23	0	13	.199	15	23	1	7	5		
Opponents	7.04	4-21	25	25	1	1/1	2	211.0	245	186	165	120	193	49	6	26	.295	22	26	7	16	18		

PB - Team (1), C. Opitz 1, Opp (1). Pickoffs - Team (0), Opp (4). SBA/ATT - C. Opitz (6-14), I. Campbell (2-6), Z. Plunkett (3-4), P Wicklander (1-3), C. Scroggins (1-3), C. Noland (2-2), K. Ramage (2-2), K. Kopps (0-1), J Kostyshock (1-1).



2019 Arkansas Baseball
Conference statistics for Arkansas (as of Mar 24, 2019)
(SEC games only Sorted by Batting avg)



Record: 5-1 Home: 3-0 Away: 2-1 SEC: 5-1

Player	avg	gp-gs	ab	r	h	2b	3b	hr	rbi	tb	slg%	bb	hp	so	gdp	ob%	sf	sh	sb-att	po	a	e	fld%	
10 Matt Goodheart	.563	5-5	16	4	9	4	0	0	2	13	.813	3	1	1	0	.650	0	0	2-2	0	0	0	.000	
5 Jacob Nesbit	.350	6-6	20	3	7	1	0	1	4	11	.550	0	0	3	0	.333	1	0	1-2	3	6	2	.818	
18 Heston Kjerstad	.348	6-6	23	5	8	1	0	1	4	12	.522	0	3	8	0	.423	0	0	1-1	9	0	0	1.000	
24 Dominic Fletcher	.292	6-6	24	3	7	1	0	2	5	14	.583	1	0	5	0	.320	0	0	0-0	21	0	0	1.000	
4 Trevor Ezell	.227	6-6	22	4	5	3	0	0	2	8	.364	3	0	6	0	.320	0	1	0-0	45	4	0	1.000	
7 Jack Kenley	.200	6-6	20	3	4	0	0	1	3	7	.350	2	0	7	1	.261	1	0	1-1	5	18	1	.958	
15 Casey Martin	.154	6-6	26	4	4	0	0	1	1	7	.269	0	1	8	0	.185	0	0	2-2	10	11	3	.875	
12 Casey Opitz	.118	6-6	17	2	2	0	0	0	2	2	.118	5	1	5	3	.348	0	1	0-0	47	7	0	1.000	
25 Christian Franklin	.111	6-6	18	1	2	0	0	0	4	2	.111	1	0	6	0	.150	1	1	1-1	16	0	0	1.000	

17 Trey Harris	.250	1-1	4	0	1	1	0	0	0	2	.500	0	0	0	0	.250	0	0	0-0	0	0	0	.000	
48 Zack Plunkett	.000	2-0	1	1	0	0	0	0	0	0	.000	0	1	1	0	.500	0	0	0-0	1	0	0	1.000	
22 Curtis Washington	.000	2-0	0	1	0	0	0	0	0	0	.000	0	0	0	0	.000	0	0	0-0	0	1	0	1.000	
Totals	.257	6	191	31	49	11	0	6	27	78	.408	15	7	50	4	.329	3	3	8-9	159	48	7	.967	
Opponents	.181	6	193	20	35	4	0	2	18	45	.233	22	3	52	0	.271	3	0	2-6	154	48	7	.967	

LOB - Team (35), Opp (42). DPs turned - Team (0), Opp (4). CI - Team (0), Opp (1). Picked off - C. Opitz 1, D. Fletcher 1.

(SEC games only Sorted by Earned run avg)

Player	era	w-l	app	gs	cg	sho	sv	ip	h	r	er	bb	so	2b	3b	hr	b/avg	wp	hp	bk	sfa	sha
55 Isaiah Campbell	0.00	2-0	2	2	0	0/1	0	14.0	7	0	0	2	18	0	0	0	.146	1	1	0	0	0
57 Cody Scroggins	0.90	1-0	2	2	0	0/0	0	10.0	6	2	1	5	10	0	0	0	.167	1	1	0	1	0
13 Connor Noland	5.68	0-1	2	2	0	0/0	0	6.1	7	4	4	3	4	1	0	1	.259	0	0	0	0	0
28 Kole Ramage	7.11	1-0	2	0	0	0/0	0	6.1	5	5	5	0	2	2	0	0	.208	0	0	0	0	0

45 Kevin Kopps	0.00	0-0	3	0	0	0/0	0	3.1	2	0	0	1	5	0	0	0	.167	1	0	0	0	0
32 Matt Cronin	0.00	0-0	3	0	0	0/1	2	3.0	0	0	0	1	6	0	0	0	.000	0	0	0	0	0
88 Zebulon Vermillion	0.00	0-0	1	0	0	0/0	0	1.0	2	0	0	0	1	0	0	0	.500	0	0	0	1	0
20 Elijah Trest	0.00	0-0	1	0	0	0/0	0	1.0	0	0	0	0	0	0	0	0	.000	0	0	0	0	0
49 Liam Henry	0.00	0-0	1	0	0	0/0	0	1.0	0	0	0	1	0	0	0	0	.000	1	0	0	0	0
29 Marshall Denton	0.00	0-0	1	0	0	0/0	0	0.1	1	0	0	0	0	1	0	0	.500	1	0	0	0	0
35 Jacob Kostyshock	3.60	1-0	3	0	0	0/1	0	5.0	3	2	2	3	5	0	0	1	.158	1	1	0	0	0
44 Collin Taylor	9.00	0-0	1	0	0	0/0	0	1.0	1	1	1	1	0	0	0	0	.333	1	0	0	1	0
39 Evan Taylor	40.50	0-0	1	0	0	0/0	0	0.2	1	3	3	2	1	0	0	0	.333	1	0	0	0	0
33 Patrick Wicklander	99.00	0-0	1	0	0	0/0	0	0.0	0	3	3	3	0	0	0	0		0	0	0	0	0
Totals	3.23	5-1	6	6	0	1/1	2	53.0	35	20	19	22	52	4	0	2	.181	8	3	0	3	0
Opponents	4.73	1-5	6	6	1	1/1	0	51.1	49	31	27	15	50	11	0	6	.257	3	7	0	3	3

PB - Team (1), C. Opitz 1. Pickoffs - Team (0), Opp (2). SBA/ATT - C. Opitz (2-6), C. Scroggins (1-3), I. Campbell (0-2), K. Ramage (1-1).

#55 ISAIAH CAMPBELL

RHP • 6-4 • 225 • R-JUNIOR
OLATHE, KAN.
OLATHE SOUTH HS



CAREER HIGHS

Category	High	Opponent (Last)	Date
Innings	8.0	No. 4 Kentucky	3/17/18
Longest Start	8.0	No. 4 Kentucky	3/17/18
Shortest Start	0.0	Dallas Baptist	6/3/18
Longest Relief	5.0	Alabama	5/13/16
Hits	8	2x (at LSU)	5/6/18
Runs	6	3x (at USC)	2/22/19
Earned Runs	5	3x (at LSU)	5/6/18
Walks	4	2x (at No. 2 Florida)	3/24/18
Strikeouts	13	Stony Brook	3/1/19

CAREER VS. 2019 OPPONENTS

Team	ERA	W-L	G-GS	IP	H	R	ER	BB-K
USC	1.76	0-1	1-1	5.1	3	1	1	3-2
Memphis	0.00	0-0	1-1	2.2	2	0	0	1-2
Alabama	1.48	0-0	2-1	6.1	2	1	1	4-2
Auburn	13.50	0-0	1-1	2.0	6	3	3	0-4
Mississippi St.	6.59	0-2	2-2	8.2	11	9	6	6-7
Grambling St.	6.75	1-0	1-1	4.0	4	3	3	1-4
Kentucky	1.13	1-0	1-1	8.0	3	1	1	4-8
LSU	7.50	0-2	2-1	5.1	11	8	8	2-5
Texas A&M	1.11	1-0	2-1	8.1	8	1	1	1-8

2019 HIGHLIGHTS

- Worked a season-long seven innings and struck out a career-high 13 batters against Stony Brook (March 1) in a 3-1 victory. It was his third-consecutive win to start the 2019 season.
- Turned in another strong performance striking out 10 over six innings against Louisiana Tech (March 8) with only two runs allowed.
- Also didn't walk a batter on 98 pitches, but had to settle for the no decision.
- His second-straight outing with 10 or more strikeouts, making him the first Razorback pitcher to achieve that since Trevor Stephan in 2017.
- His start helped Arkansas to a 2-0 shutout over the Tigers, Arkansas' first SEC-opening shutout since 1992 in a 1-0 win over Georgia, the Razorbacks first conference game as a member of the SEC.
- It was Campbell's third-straight of six or more innings with 10 or more strike outs, becoming the first Hog pitcher since Trevor Stephan in 2017 to strikeout 10 or more in three-consecutive outings.
- Has accumulated an astounding 10.20 strikeout-to-walk ratio this season, fourth-best in the SEC and 16th in the nation.
- Moved to 5-0 on the year after going seven scoreless innings at Alabama with five hits scattered, one walk and seven strikeouts.
- Has pitched six or more innings with two or less runs allowed, one or less walks and seven or more strikeouts in four-consecutive starts
- The five wins ties for first on the team and second in the SEC. It also matches his win total from a year ago.
- Now has 51 strikeouts, good for fifth in the league and most on the team.
- Has accumulated 18 combined strikeouts in his two conference starts, which ranks in a tie for second in the SEC.
- Is the only pitcher in the SEC with 14 or more innings pitched, 18 or more strike outs and a 0.00 ERA against league opponents.
- Has never walked more than two batters in a start this year and his five walks this season ranks in a tie for sixth-least in the league.

CAMPBELL'S CAREER APPEARANCES

Isaiah Campbell 2019 Game-By-Game (R-Junior)
(6 Appearances, 6 Starts)

Date	Opponent	IP	H	R-ER	BB	K	Result
2/16/19	Eastern Illinois*	5.0	5	3-3	0	5	W, 1-0
2/22/19	at USC*	5.1	6	6-3	2	5	W, 2-0
3/1/19	Stony Brook*	7.0	3	0-0	1	13	W, 3-0
3/8/19	Louisiana Tech*	6.0	7	2-2	0	10	ND
3/15/19	Missouri*	7.0	2	0-0	1	11	W, 4-0
3/22/19	at Alabama*	7.0	5	0-0	1	7	W, 5-0
TOTALS	6 G, 6 GS	37.1	28	11-8	5	51	5-0

Isaiah Campbell 2018 Game-By-Game (R-Sophomore)
(18 Appearances, 17 Starts)

Date	Opponent	IP	H	R-ER	BB	K	Result
2/17/18	Bucknell*	4.0	3	1-1	2	7	W, 1-0
2/24/18	at San Diego State*	5.0	5	2-1	1	7	ND
3/3/18	USC*	5.1	3	1-1	3	2	L, 1-1
3/9/18	Kent State*	3.2	5	5-1	2	3	L, 1-2
3/17/18	#4 Kentucky*	8.0	3	1-1	4	8	W, 2-2
3/24/18	at #2 Florida*	1.0	4	6-5	4	2	L, 2-3
4/8/18	#13 Auburn*	2.0	6	3-3	0	4	ND
4/14/18	South Carolina*	5.0	2	0-0	1	1	W, 3-3
4/21/18	at Mississippi St.*	5.2	8	6-5	3	6	L, 3-4
4/29/18	Alabama*	1.1	1	1-1	3	0	ND
5/6/18	at LSU*	4.1	8	5-5	0	3	L, 3-5
5/13/18	#20 Texas A&M*	5.0	5	0-0	0	7	W, 4-5
5/19/18	at #13 Georgia	3.0	1	0-0	0	3	ND
5/26/18	vs. LSU*	5.0	4	2-2	1	7	L, 4-6
6/3/18	Dallas Baptist*	0.0	1	1-1	2	0	ND
6/11/18	South Carolina*	4.0	4	2-2	2	5	ND
6/22/18	vs. Florida*	5.1	2	2-2	0	8	W, 5-6
6/28/18	vs. Oregon St.*	2.0	2	3-2	1	2	L, 5-7
TOTALS	18 G, 17 GS	69.2	67	41-33	29	75	5-7

Isaiah Campbell 2017 Game-By-Game (Sophomore)
(17 Appearances, 16 Starts)

Date	Opponent	IP	H	R-ER	BB	K	Result
2/25/17	Bryant	0.2	3	3-3	1	1	ND
TOTALS	1 G, 0 GS	0.2	3	3-3	1	1	0-0

Isaiah Campbell 2016 Game-By-Game (Freshman)
(13 Appearances, 6 Starts)

Date	Opponent	IP	H	R-ER	BB	K	Result
2/23/16	Miss. Valley State*	2.0	2	1-1	0	1	W, 1-0
3/9/16	Gonzaga	0.1	1	0-0	0	1	ND
3/15/16	Grambling State*	4.0	4	3-3	1	4	W, 2-0
3/18/16	at South Carolina	1.0	1	1-1	0	0	ND
4/6/16	at Memphis*	2.2	2	0-0	1	2	ND
4/9/16	at Ole Miss	0.2	3	2-1	0	1	ND
4/14/16	Florida	2.1	3	2-0	0	3	ND
4/19/16	Creighton*	3.0	2	0-0	0	2	W, 3-0
4/26/16	Oklahoma State*	3.1	3	3-2	2	2	ND
5/1/16	Texas A&M	3.1	3	1-1	1	1	ND
5/7/16	at LSU	1.0	3	3-3	2	2	ND
5/13/16	Alabama	5.0	1	0-0	1	2	ND
5/20/16	at Mississippi St.*	3.0	3	3-1	3	1	L, 3-1
TOTALS	13 G, 6 GS	31.2	31	19-13	11	23	3-1



#13 CONNOR NOLAND

RHP • 6-2 • 215 • FRESHMAN
GREENWOOD, ARK.
GREENWOOD HS



NOLAND'S CAREER APPEARANCES

Connor Noland 2019 Game-By-Game (Freshman)
(7 Appearances, 6 Starts)

Date	Opponent	IP	H	R-ER	BB	K	Result
2/16/19	Eastern Illinois*	4.2	4	2-0	1	7	ND
2/23/19	at USC*	4.0	3	2-2	2	2	ND
3/2/19	Stony Brook*	3.0	6	3-3	1	1	ND
3/9/19	Louisiana Tech*	5.0	3	4-3	1	3	ND
3/16/19	Missouri*	4.2	4	1-1	1	4	ND
3/23/19	at Alabama*	1.2	3	3-3	2	0	L, 0-1
3/26/19	at Missouri St.	1.0	0	0-0	0	0	ND
TOTALS	7 G, 6 GS	24.0	23	15-12	8	17	0-1

CAREER HIGHS

Category	High	Opponent (Last)	Date
Innings	5.0	Louisiana Tech	3/9/19
Longest Start	5.0	Louisiana Tech	3/9/19
Shortest Start	3.0	Stony Brook	3/2/19
Longest Relief	--	--	--
Hits	6	Stony Brook	3/2/19
Runs	4	Louisiana Tech	3/9/19
Earned Runs	3	3x (at Alabama)	3/23/19
Walks	2	at USC	2/23/19
Strikeouts	7	Eastern Illinois	2/16/19

2019 HIGHLIGHTS

- Made his first collegiate start on Opening Weekend against Eastern Illinois (Feb. 16), striking out seven and working 4.2 innings.
- Went four innings for the second-consecutive week, striking out two at USC (Feb. 23).
- Had his second-best outing of the season, working 4.2 innings against Missouri (March 16), striking out four with only one walk and one run allowed.

A || GAME 3 STARTER

#57 CODY

SCROGGINS

RHP • 6-0 • 195 • R-JUNIOR
BENTONVILLE, ARK.
BENTONVILLE HS



CAREER HIGHS

Category	High	Opponent (Last)	Date
Innings	6.0	Louisiana Tech	3/10/19
Longest Start	6.0	Louisiana Tech	3/10/19
Shortest Start	3.2	at USC	2/21/19
Longest Relief	2.1	South Carolina	6/10/18
Hits	5	Stony Brook	3/1/19
Runs	3	2x (Stony Brook)	3/1/19
Earned Runs	3	2x (Stony Brook)	3/1/19
Walks	2	4x (at USC)	2/21/19
Strikeouts	11	Louisiana Tech	3/10/19

CAREER VS. 2019 OPPONENTS

Team	ERA	W-L-S	G-GS	IP	H	R	ER	BB-K
USC	6.43	--	2-1	4.2	1	3	3	2-8
Charlotte	0.00	--	1-0	0.1	0	1	0	1-1
Louisiana Tech	0.00	--	1-0	1.1	1	0	0	0-0
Missouri	0.00	--	1-0	1.0	0	0	0	0-0
Texas	9.00	--	1-0	1.0	1	1	1	2-1
Alabama	45.00	--	1-0	0.2	1	1	1	1-2
Ole Miss	0.00	--	1-0	1.0	0	0	0	1-1
Oral Roberts	0.00	--	1-0	1.0	2	0	0	1-1
Mississippi St.	45.00	--	1-0	0.2	0	1	1	1-0
LSU	16.36	--	2-0	1.1	4	2	2	0-1
Texas A&M	90.00	--	1-0	0.1	1	1	1	0-1

2019 HIGHLIGHTS

- Made his first career start in the opening game of the USC series (Feb. 21), working a career-long 3.2 innings and striking out a career-high eight batters.
- Shined on the mound, working a career-long six innings and striking out a career-high 11 batters to lead Arkansas to a series-clinching 11-0 win over Louisiana Tech.
- It was his first decision of his career in 27 career appearances dating back to 2016.
- Only gave up two singles and a walk on a career-high 88 pitches against Louisiana Tech as he did not allow a batter past first base in his six innings of work.
- Originally came to Arkansas as an infielder in 2016, but became a pitcher full-time in 2017 before needing Tommy John early in the 2017 season. Last year, he made 16 relief appearances for 15.2 innings of work, striking out 18.
- Has worked five innings in each of his two conference starts (vs. Missouri, at Alabama) and allowed only one earned run.

SCROGGINS' CAREER APPEARANCES

Cody Scroggins 2019 Game-By-Game (R-Junior)
(6 Appearances, 5 Starts)

Date	Opponent	IP	H	R-ER	BB	K	Result
2/16/19	Eastern Illinois	1.0	2	1-1	1	2	ND
2/21/19	at USC*	3.2	1	3-3	2	8	ND
3/1/19	Stony Brook*	3.1	5	3-3	1	5	ND
3/10/19	Louisiana Tech*	6.0	2	0-0	1	11	W, 1-0
3/17/19	Missouri*	5.0	3	0-0	2	7	ND
3/24/19	at Alabama*	5.0	3	2-1	3	3	W, 2-0
TOTALS	6 G, 5 GS	18.0	14	9-8	9	25	2-0

Cody Scroggins 2018 Game-By-Game (R-Sophomore)
(16 Appearances, 0 Starts)

Date	Opponent	IP	H	R-ER	BB	K	Result
2/17/18	Bucknell	1.0	0	0-0	0	2	ND
2/21/18	vs. Arizona	0.2	1	0-0	2	2	ND
3/3/18	USC	1.0	0	0-0	0	0	ND
3/9/18	Kent State	0.0	0	1-1	1	0	ND
3/21/18	at Charlotte	0.1	0	1-0	1	1	ND
4/4/18	ULM	2.0	0	0-0	1	2	ND
4/12/18	South Carolina	1.0	0	0-0	0	1	ND
4/21/18	at Mississippi St.	0.2	0	1-1	1	0	ND
4/28/18	Alabama	0.2	1	1-1	1	2	ND
5/6/18	at LSU	1.0	2	1-1	0	1	ND
5/13/18	#20 Texas A&M	0.1	1	1-1	0	1	ND
5/18/18	at #13 Georgia	1.0	2	2-2	2	2	ND
6/1/18	Oral Roberts	1.0	2	0-0	1	1	ND
6/10/18	#25 South Carolina	2.1	1	0-0	2	2	ND
6/17/18	vs. Texas	1.0	1	1-1	2	1	ND
6/28/18	vs. Oregon St.	1.2	1	0-0	0	1	ND
TOTALS	16 G, 0 GS	13.1	11	9-8	12	17	0-0

Cody Scroggins 2017 Game-By-Game (Sophomore)
(3 Appearances, 0 Starts)

Date	Opponent	IP	H	R-ER	BB	K	Result
2/18/17	Miami (Ohio)	1.0	1	0-0	0	1	ND
2/24/17	Bryant	0.0	1	1-1	1	0	ND
3/1/17	at Louisiana Tech	1.1	1	0-0	0	0	ND
TOTALS	3 G, 0 GS	2.1	3	1-1	1	1	0-0

Cody Scroggins 2016 Game-By-Game (Freshman)
(4 Appearances, 0 Starts)

Date	Opponent	IP	H	R-ER	BB	K	Result
4/3/16	Missouri	1.0	0	0-0	0	0	ND
4/8/16	at #14 Ole Miss	1.0	0	0-0	1	1	ND
4/15/16	#2 Florida	1.0	1	1-1	1	0	ND
5/8/16	at #13 LSU	0.1	2	1-1	0	0	ND
TOTALS	4 G, 0 GS	3.1	3	2-2	2	1	0-0



RECORD RUNDOWN

Overall	21-4
vs. Top-5 Teams	0-0
vs. Top-10 Teams	1-1
vs. Top-25 Teams	0-0
vs. Unranked Teams	20-3
At home	15-1
On the road	6-3
At neutral sites	0-0
In day games	13-2
In night games	8-2
In extra innings	0-1
Vs. teams .500 or better	12-3
Vs. teams .500 or worse	9-1
Vs. left-handed starter	8-2
Vs. right-handed starter	13-2
When starter receives decision	10-1
When reliever receives decision	11-3
When starter goes 5+ innings	12-1
When starter goes less than 5 innings	9-3
When scoring first	18-1
When opponent scores first	3-3
When leading after 6 innings	20-0
When trailing after 6 innings	0-3
When tied after 6 innings	1-1
When leading after 8 innings	20-0
When trailing after 8 innings	0-4
When tied after 8 innings	1-0
In one-run games	4-1
In two-run games	4-1
Series W-L-T	7-0-1
Series sweeps/times swept	4/0
When scoring 0-2 runs	1-1
When scoring 3-5 runs	6-1
When scoring 6-9 runs	6-2
When scoring 10+ runs	8-0
Shutouts vs. times shut out	3/1
When opponent scores 5 runs or less	18-0
When opponent scores 5 runs or more	3-4
When collecting 0-3 hits	0-0
When collecting 4-6 hits	6-1
When collecting 7-9 hits	5-1
When collecting 10-12 hits	5-1
When collecting 13+ hits	5-1
When out-hitting opponent	15-3
When out-hit by opponent	4-1
When hits are equal	2-0
When hitting a home run	11-2
When opponent hits a home run	6-3
When errorless	9-0
When committing one error	6-3
When committing 2+ errors	6-1
When opponent is errorless	5-0
Vs. SEC	5-1
Vs. SEC East	3-0
Vs. SEC West	2-1
Vs. non-conference	16-3
Game 1 of weekend series	6-0
Game 2 of weekend series	4-2
Game 3 of weekend series	6-1
In February	6-1
In March	15-3
In April	0-0
In May	0-0
In June	0-0

MULTIPLE-HIT GAMES

Name	2	3	4	5+	Total
Heston Kjerstad	3	5	1	--	9
Trevor Ezell	6	2	--	--	8
Jacob Nesbit	7	1	--	--	8
Dominic Fletcher	6	2	--	--	8
Casey Martin	6	1	--	--	7
Jack Kenley	6	1	--	--	7
Christian Franklin	4	2	--	--	6
Matt Goodheart	5	1	--	--	6
Jordan McFarland	1	--	--	--	1
Zack Plunkett	1	--	--	--	1

CAREER MULTIPLE-HIT GAMES

Name	2016	2017	2018	2019	Total
Casey Martin	--	--	29	7	36
Jordan McFarland	--	7	9	1	17
Jack Kenley	--	1	2	7	10
Dominic Fletcher	--	18	23	8	49
Casey Opitz	--	--	2	1	3
Heston Kjerstad	--	--	24	9	33
Zack Plunkett	--	--	--	1	1
Trevor Ezell	25	3	24	8	76
Jacob Nesbit	--	--	--	8	8

MULTIPLE-RBI GAMES

Name	2	3	4	5+	Total
Christian Franklin	3	4	1	--	8
Jacob Nesbit	4	2	--	--	6
Dominic Fletcher	3	2	--	--	5
Casey Martin	2	3	--	--	5
Jack Kenley	2	1	--	1	4
Heston Kjerstad	3	--	1	--	4
Trevor Ezell	1	2	--	--	3
Casey Opitz	1	1	--	--	2
Trey Harris	1	--	--	--	1

HITTING STREAKS

Name	CURRENT	2019	CAREER
Dominic Fletcher	6	6	8
Jordan McFarland	--	1	10
Jack Kenley	1	4	4
Heston Kjerstad	2	5	14
Casey Martin	3	9	13
Trevor Ezell	--	6	6
Christian Franklin	--	5	5
Casey Opitz	--	5	5
Jacob Nesbit	15	15	15

REACHED BASE

Name	CURRENT	2019	CAREER
Casey Martin	4	11	25
Heston Kjerstad	2	10	16
Dominic Fletcher	6	9	13
Jordan McFarland	--	1	10
Jack Kenley	7	8	8
Casey Opitz	--	10	10
Trevor Ezell	6	13	13
Zack Plunkett	1	7	7
Matt Goodheart	3	5	5
Jacob Nesbit	22	22	22
Christian Franklin	1	5	5

HOME RUNS

Career Home Runs	SOLO	2R	3R	GS	Total
Dominic Fletcher	16	6	4	--	26
Heston Kjerstad	11	5	2	--	18
Casey Martin	7	5	4	--	16
Jordan McFarland	2	--	--	1	3
Zack Plunkett	1	--	--	--	1
Trevor Ezell	2	1	--	--	19
Christian Franklin	1	--	1	--	2
Jack Kenley	2	2	--	--	4
Jacob Nesbit	--	1	--	--	1

BREAKDOWN

Total	26
At Baum Stadium	16
On The Road	10
At Neutral Site	0
Vs. RHP	20
Vs. LHP	6
w/ 0 Outs	9
w/ 1 Out	9
w/ 2 Outs	8
Solo	14
Two-Run	8
Three-Run	3
Grand Slam	1
Back-To-Back	0
Pinch-Hit	0
Walk-Off	0
Before the 7th Inning	19
7th Inning and Beyond	7
Opponent Total	11
Last HR Given Up	March 23 (at Alabama)
Longest Stretch Without HR Allowed	4
Current Streak of No HR Allowed	2

HOME RUN TRACKER

Player	Date	Opp.	On Base-Outs
T. Ezell	Feb. 16	E. Illinois	0-2
C. Franklin	Feb. 16	E. Illinois	2-1
H. Kjerstad	Feb.16	E. Illinois	1-1
J. Kenley	Feb. 16	E. Illinois	0-0
C. Martin	Feb. 22	at USC	1-0
D. Fletcher	Feb. 23	at USC	0-1
T. Ezell	March 2	Stony Brook	1-2
J. Kenley	March 2	Stony Brook	1-1
C. Franklin	March 2	Stony Brook	0-2
J. Kenley	March 2	Stony Brook	1-2
T. Ezell	March 6	Charlotte	0-0
D. Fletcher	March 6	Charlotte	1-1
Z. Plunkett	March 9	La. Tech	0-0
C. Martin	March 9	La. Tech	2-1
C. Martin	March 10	La. Tech	2-2
C. Martin	March 12	Western Illinois	0-1
H. Kjerstad	March 12	Western Illinois	1-0
J. Kenley	March 17	Missouri	0-0
C. Franklin	March 19	Texas	3-1
H. Kjerstad	March 19	Texas	0-2
H. Kjerstad	March 22	Alabama	0-1
J. Nesbit	March 22	Alabama	1-1
D. Fletcher	March 22	Alabama	0-2
C. Martin	March 24	Alabama	0-0
D. Fletcher	March 24	Alabama	0-2
H. Kjerstad	March 26	Missouri St.	0-0

**STARTERS GAME-BY-GAME**

Opponent	W-L	IP	H	R	ER	BB	K
East. Illinois	W	5.0	5	3	3	0	5
East. Illinois	--	4.2	4	1	0	2	4
East. Illinois	--	5.0	2	1	1	0	4
@ USC	--	3.2	1	3	3	2	8
@ USC	W	5.1	6	6	3	2	5
@ USC	--	4.0	3	2	2	2	2
Memphis	--	3.0	3	2	2	1	4
Stony Brook	W	7.0	3	0	0	1	13
Stony Brook	--	3.1	5	3	3	1	5
Stony Brook	--	3.0	6	3	3	1	1
Charlotte	CANCELLED						
Charlotte	W	5.0	1	0	0	3	8
La. Tech	--	6.0	7	2	2	0	10
La. Tech	--	5.0	3	4	3	1	3
La. Tech	W	6.0	2	0	0	1	11
W. Illinois	W	5.0	1	0	0	1	8
W. Illinois	W	3.0	2	0	0	0	3
Missouri	W	7.0	2	0	0	1	11
Missouri	--	4.2	4	1	1	1	4
Missouri	--	5.0	3	0	0	2	7
@ Texas	--	4.0	5	4	4	1	3
@ Texas	--	2.0	1	0	0	1	1
@ Alabama	W	7.0	5	0	0	1	7
@ Alabama	L	1.2	3	3	3	2	0
@ Alabama	W	5.0	3	2	1	3	3
@ Missouri St.	--	2.0	0	0	0	0	5
Ole Miss	--	--	--	--	--	--	--
Ole Miss	--	--	--	--	--	--	--
Ole Miss	--	--	--	--	--	--	--
Little Rock	--	--	--	--	--	--	--
@ Auburn	--	--	--	--	--	--	--
@ Auburn	--	--	--	--	--	--	--
@ Auburn	--	--	--	--	--	--	--
Oral Roberts	--	--	--	--	--	--	--
@ Vanderbilt	--	--	--	--	--	--	--
@ Vanderbilt	--	--	--	--	--	--	--
@ Vanderbilt	--	--	--	--	--	--	--
Ark. Pine Bluff	--	--	--	--	--	--	--
Mississippi St.	--	--	--	--	--	--	--
Mississippi St.	--	--	--	--	--	--	--
Mississippi St.	--	--	--	--	--	--	--
NW State	--	--	--	--	--	--	--
NW State	--	--	--	--	--	--	--
Tennessee	--	--	--	--	--	--	--
Tennessee	--	--	--	--	--	--	--
Tennessee	--	--	--	--	--	--	--
Grambling St.	--	--	--	--	--	--	--
@ Kentucky	--	--	--	--	--	--	--
@ Kentucky	--	--	--	--	--	--	--
@ Kentucky	--	--	--	--	--	--	--
LSU	--	--	--	--	--	--	--
LSU	--	--	--	--	--	--	--
LSU	--	--	--	--	--	--	--
@ Texas A&M	--	--	--	--	--	--	--
@ Texas A&M	--	--	--	--	--	--	--
@ Texas A&M	--	--	--	--	--	--	--

BULLPEN GAME-BY-GAME

Opponent	W-L	IP	H	R	ER	BB	K
East. Illinois	--	4.0	6	4	4	2	3
East. Illinois	W	4.1	5	1	0	2	5
East. Illinois	W	4.0	4	2	2	1	5
@ USC	W	5.1	3	0	0	2	6
@ USC	--	3.2	3	0	0	0	1
@ USC	L	5.2	6	4	4	0	5
Memphis	W	6.0	3	1	1	1	8
Stony Brook	S	2.0	3	1	1	1	5
Stony Brook	W-S	5.2	3	0	0	1	6
Stony Brook	W	6.0	4	4	4	6	9
Charlotte	CANCELLED						
Charlotte	--	4.0	2	2	2	3	6
La. Tech	W	3.0	0	0	0	1	4
La. Tech	L	4.0	8	8	4	1	6
La. Tech	--	3.0	1	0	0	2	5
W. Illinois	--	4.0	0	0	0	2	6
W. Illinois	--	5.0	2	1	1	1	7
Missouri	S	2.0	0	0	0	2	4
Missouri	W-S	4.1	3	2	2	0	2
Missouri	W	4.0	2	2	2	1	4
@ Texas	W	5.0	1	0	0	1	6
@ Texas	L	6.0	5	7	6	13	4
@ Alabama	--	2.0	2	3	3	2	1
@ Alabama	--	6.1	6	7	7	5	2
@ Alabama	--	4.0	2	0	0	2	7
@ Missouri St.	W	7.0	7	2	2	3	5
Ole Miss	--	--	--	--	--	--	--
Ole Miss	--	--	--	--	--	--	--
Ole Miss	--	--	--	--	--	--	--
Little Rock	--	--	--	--	--	--	--
@ Auburn	--	--	--	--	--	--	--
@ Auburn	--	--	--	--	--	--	--
@ Auburn	--	--	--	--	--	--	--
Oral Roberts	--	--	--	--	--	--	--
@ Vanderbilt	--	--	--	--	--	--	--
@ Vanderbilt	--	--	--	--	--	--	--
@ Vanderbilt	--	--	--	--	--	--	--
Ark. Pine Bluff	--	--	--	--	--	--	--
Mississippi St.	--	--	--	--	--	--	--
Mississippi St.	--	--	--	--	--	--	--
Mississippi St.	--	--	--	--	--	--	--
NW State	--	--	--	--	--	--	--
NW State	--	--	--	--	--	--	--
Tennessee	--	--	--	--	--	--	--
Tennessee	--	--	--	--	--	--	--
Tennessee	--	--	--	--	--	--	--
Grambling St.	--	--	--	--	--	--	--
@ Kentucky	--	--	--	--	--	--	--
@ Kentucky	--	--	--	--	--	--	--
@ Kentucky	--	--	--	--	--	--	--
LSU	--	--	--	--	--	--	--
LSU	--	--	--	--	--	--	--
LSU	--	--	--	--	--	--	--
@ Texas A&M	--	--	--	--	--	--	--
@ Texas A&M	--	--	--	--	--	--	--
@ Texas A&M	--	--	--	--	--	--	--

RECORD PER STARTER

Pitcher (Total Starts)	Record
Isaiah Campbell (6)	6-0
Connor Noland (6)	3-3
Jacob Kostyshock (1)	1-0
Cody Scroggins (5)	5-0
Patrick Wicklander (5)	5-0
Marshall Denton (2)	1-1

QUALITY STARTS

Pitcher (Total Starts)	QS	Record
Isaiah Campbell (6)	4	4-0
Cody Scroggins (4)	1	1-0

RUN SUPPORT

Pitcher (Total Starts)	Runs	Per Start
Isaiah Campbell (6)	44	7.3
Connor Noland (6)	42	7.0
Cody Scroggins (5)	34	6.8
Jacob Kostyshock (1)	3	3.0
Patrick Wicklander (5)	46	9.2
Marshall Denton (2)	17	8.5

GAME-BY-GAME BATTING ORDER ||



2019 RECORD: 21-4 • **HOME:** 15-1 • **AWAY:** 6-3 • **NEUTRAL:** 0-0 • **SEC:** 5-1 • **NCAA TOURNAMENT:** 0-0

Date	Opposing team	1	2	3	4	5	6	7	8	9
Feb. 16, 2019	EASTERN ILLINOIS -1	Martin	Kjerstad	Ezell	Fletcher	Goodheart	Opitz	Kenley	Nesbit	Franklin
Feb. 16, 2019	EASTERN ILLINOIS - 2	Martin	Kjerstad	Ezell	Fletcher	Goodheart	McFarland	Kenley	Plunkett	Nesbit
Feb. 17, 2019	EASTERN ILLINOIS	Martin	Kjerstad	Ezell	Fletcher	Goodheart	Opitz	Kenley	McFarland	Nesbit
Feb. 21, 2019	at USC	Martin	Kjerstad	Ezell	Fletcher	Goodheart	Opitz	Kenley	Nesbit	Franklin
Feb. 22, 2019	at USC	Martin	Kjerstad	Ezell	Fletcher	Goodheart	Opitz	Kenley	Nesbit	Franklin
Feb. 23, 2019	at USC	Martin	Kjerstad	Ezell	Fletcher	McFarland	Kenley	Plunkett	Nesbit	Franklin
Feb. 27, 2019	MEMPHIS	Martin	Kjerstad	Ezell	Fletcher	Harris	Plunkett	Kenley	Nesbit	Franklin
March 1, 2019	STONY BROOK-1	Martin	Kjerstad	Ezell	Fletcher	Goodheart	Opitz	Kenley	Nesbit	Franklin
March 1, 2019	STONY BROOK-2	Martin	Kjerstad	Ezell	Fletcher	McFarland	Plunkett	Kenley	Nesbit	Franklin
March 2, 2019	STONY BROOK	Martin	Kjerstad	Ezell	Fletcher	Opitz	Harris	Kenley	Nesbit	Franklin
March 6, 2019	CHARLOTTE	Martin	Kjerstad	Ezell	Fletcher	Opitz	Harris	Kenley	Nesbit	Franklin
March 8, 2019	LOUISIANA TECH	Martin	Kjerstad	Ezell	Fletcher	Opitz	Goodheart	Kenley	Nesbit	Franklin
March 9, 2019	LOUISIANA TECH	Martin	Kjerstad	Ezell	Fletcher	Harris	Plunkett	Franklin	Kenley	Nesbit
March 10, 2019	LOUISIANA TECH	Martin	Kjerstad	Ezell	Fletcher	Opitz	Harris	Kenley	Nesbit	Franklin
March 12, 2019	WESTERN ILLINOIS	Martin	Kjerstad	Ezell	Fletcher	Harris	Opitz	McFarland	Nesbit	Franklin
March 13, 2019	WESTERN ILLINOIS	Martin	Kjerstad	Ezell	Fletcher	McFarland	Kenley	Plunkett	Nesbit	Washington, Jr.
March 15, 2019	MISSOURI*	Martin	Kjerstad	Ezell	Fletcher	Opitz	Goodheart	Kenley	Nesbit	Franklin
March 16, 2019	MISSOURI*	Martin	Kjerstad	Ezell	Fletcher	Opitz	Goodheart	Kenley	Nesbit	Franklin
March 17, 2019	MISSOURI*	Martin	Kjerstad	Ezell	Fletcher	Opitz	Goodheart	Kenley	Nesbit	Franklin
March 19, 2019	at Texas	Martin	Kjerstad	Ezell	Fletcher	Opitz	Goodheart	Kenley	Nesbit	Franklin
March 20, 2019	at Texas	Martin	Kjerstad	Ezell	Fletcher	McFarland	Kenley	Nesbit	Plunkett	Franklin
March 22, 2019	at Alabama*	Martin	Kjerstad	Ezell	Fletcher	Opitz	Goodheart	Kenley	Nesbit	Franklin
March 23, 2019	at Alabama*	Martin	Kjerstad	Ezell	Fletcher	Opitz	Harris	Kenley	Nesbit	Franklin
March 24, 2019	at Alabama*	Martin	Kjerstad	Ezell	Fletcher	Opitz	Goodheart	Kenley	Nesbit	Franklin
March 26, 2019	at Missouri State	Martin	Kjerstad	Ezell	Fletcher	Goodheart	Kenley	Nesbit	Plunkett	Franklin



|| GAME-BY-GAME DEFENSIVE LINEUPS

2019 RECORD: 21-4 • HOME: 15-1 • AWAY: 6-3 • NEUTRAL: 0-0 • SEC: 5-1 • NCAA TOURNAMENT: 0-0

Date	Opposing team	C	1B	2B	3B	SS	LF	CF	RF	DH
Feb. 16, 2019	EASTERN ILLINOIS -1	Opitz	Ezell	Kenley	Nesbit	Martin	Franklin	Fletcher	Kjerstad	Goodheart
Feb. 16, 2019	EASTERN ILLINOIS - 2	Plunkett	Ezell	Kenley	Nesbit	Martin	Goodheart	Fletcher	Kjerstad	McFarland
Feb. 17, 2019	EASTERN ILLINOIS	Opitz	Ezell	Kenley	Nesbit	Martin	Goodheart	Fletcher	Kjerstad	McFarland
Feb. 21, 2019	at USC	Opitz	Ezell	Kenley	Nesbit	Martin	Franklin	Fletcher	Kjerstad	Goodheart
Feb. 22, 2019	at USC	Opitz	Ezell	Kenley	Nesbit	Martin	Franklin	Fletcher	Kjerstad	Goodheart
Feb. 23, 2019	at USC	Plunkett	Ezell	Kenley	Nesbit	Martin	Franklin	Fletcher	Kjerstad	McFarland
Feb. 27, 2019	MEMPHIS	Plunkett	Ezell	Kenley	Nesbit	Martin	Franklin	Fletcher	Kjerstad	Harris
March 1, 2019	STONY BROOK-1	Opitz	Ezell	Kenley	Nesbit	Martin	Franklin	Fletcher	Kjerstad	Goodheart
March 1, 2019	STONY BROOK-2	Plunkett	Ezell	Kenley	Nesbit	Martin	Franklin	Fletcher	Kjerstad	McFarland
March 2, 2019	STONY BROOK	Opitz	Ezell	Kenley	Nesbit	Martin	Franklin	Fletcher	Kjerstad	Harris
March 6, 2019	CHARLOTTE	Opitz	Ezell	Kenley	Nesbit	Martin	Franklin	Fletcher	Kjerstad	Harris
March 8, 2019	LOUISIANA TECH	Opitz	Ezell	Kenley	Nesbit	Martin	Franklin	Fletcher	Kjerstad	Goodheart
March 9, 2019	LOUISIANA TECH	Plunkett	Ezell	Kenley	Nesbit	Martin	Franklin	Fletcher	Kjerstad	Harris
March 10, 2019	LOUISIANA TECH	Opitz	Ezell	Kenley	Nesbit	Martin	Franklin	Fletcher	Kjerstad	Harris
March 12, 2019	WESTERN ILLINOIS	Opitz	McFarland	Ezell	Nesbit	Martin	Franklin	Fletcher	Kjerstad	Harris
March 13, 2019	WESTERN ILLINOIS	Plunkett	Ezell	Kenley	Nesbit	Martin	Washington, Jr.	Fletcher	Kjerstad	McFarland
March 15, 2019	MISSOURI*	Opitz	Ezell	Kenley	Nesbit	Martin	Franklin	Fletcher	Kjerstad	Goodheart
March 16, 2019	MISSOURI*	Opitz	Ezell	Kenley	Nesbit	Martin	Franklin	Fletcher	Kjerstad	Goodheart
March 17, 2019	MISSOURI*	Opitz	Ezell	Kenley	Nesbit	Martin	Franklin	Fletcher	Kjerstad	Goodheart
March 19, 2019	at Texas	Opitz	Ezell	Kenley	Nesbit	Martin	Franklin	Fletcher	Kjerstad	Goodheart
March 20, 2019	at Texas	Plunkett	Ezell	Kenley	Nesbit	Martin	Franklin	Fletcher	Kjerstad	McFarland
March 22, 2019	at Alabama*	Opitz	Ezell	Kenley	Nesbit	Martin	Franklin	Fletcher	Kjerstad	Goodheart
March 23, 2019	at Alabama*	Opitz	Ezell	Kenley	Nesbit	Martin	Franklin	Fletcher	Kjerstad	Harris
March 24, 2019	at Alabama*	Opitz	Ezell	Kenley	Nesbit	Martin	Franklin	Fletcher	Kjerstad	Goodheart
March 26, 2019	at Missouri State	Opitz	Ezell	Kenley	Nesbit	Martin	Franklin	Fletcher	Kjerstad	Goodheart

THE LAST TIME AN ARKANSAS PLAYER...

4 Hits in a game	Heston Kjerstad vs. Western Illinois, March 12, 2019
5 Hits in a game	Andy Wilkins at No. 9 Oklahoma (Norman Regional), May 31, 2009
6 Hits in a game	Jeremy Jackson vs. Northeastern (Okla.), April 16, 1997
2 Hits in an inning	Casey Opitz vs. Eastern Illinois, Feb. 16, 2019
2 Doubles in a game	Trevor Ezell at Alabama, March 24, 2019
3 Doubles in a game	Carson Shaddy vs. Nebraska, March 4, 2017
4 Doubles in a game	Rodney Nye vs. La. Tech, March 31, 1998
2 Triples in a game	Jax Biggers vs. Auburn (SEC Tournament), May 25, 2017
Led off a game with a HR	Casey Martin at Alabama, March 24, 2019
2 Home runs in a game	Jack Kenley vs. Stony Brook, March 2, 2019
3 Home runs in a game	Chad Spanberger vs. Auburn (SEC Tournament), May 26, 2017
Grand Slam	Christian Franklin at #9 Texas, March 19, 2019
HR in consecutive AB	Jack Kenley vs. Stony Brook, March 2, 2019
HR in 4 straight games	Aaron Murphree vs. OSU, So. Dakota St. & Siena, March 2-8, 2008
HR in 5 straight games	Aaron Murphree vs. OSU, So. Dakota St. & Siena, March 2-8, 2008
HR in 6 straight games	Aaron Murphree vs. OSU, So. Dakota St. & Siena, March 2-9, 2008
Pinch-hit home run	Evan Lee at Mississippi State, April 21, 2018
Inside the park home run	Casey Martin vs. Louisiana Tech, March 10, 2019
Back-to-Back Home Runs	Jared Gates & Evan Lee at #2 Florida, March 25, 2018
4 Runs in a game	Luke Bonfield vs. Nebraska, March 4, 2017
5 Runs in a game	Eric Cole vs South Carolina (NCAA Super), June 11, 2018
6 Runs in a game	Jeremy Jackson vs. Northeastern (Okla.), April 16, 1997
4 RBI in a game	Heston Kjerstad at Alabama, March 22, 2019
5 RBI in a game	Jack Kenley vs. Stony Brook, March 2, 2019
6 RBI in a game	Casey Martin vs. Dayton, Feb. 28, 2018
7 RBI in a game	Chad Spanberger vs. Auburn (SEC Tournament), May 25, 2017
8 RBI in a game	Rodney Nye vs. ORU, April 14, 1999
9 RBI in a game	Ryan Lundquist vs. Central Missouri St., March 4, 1997
2 Stolen bases in a game	Jack Kenley vs. Stony Brook, March 1, 2019
3 Stolen bases in a game	Andrew Benintendi vs Stephen F. Austin, April 15, 2015
4 Stolen bases in a game	Logan Forsythe vs. Ole Miss, May 19, 2007
Stole home	Bobby Wernes vs. Ole Miss, March 28, 2015
2 Errors in a game	Casey Martin at Alabama, March 24, 2019
3 Errors in a game	Bobby Wernes, at LSU, April 12, 2014
4 Errors in a game	Chris Shaddy vs. TCU, April 27, 1980
9-Inning no-hitter	Scott Roehl vs. Kansas St., March 20, 2001
9-Inning combined no-hitter	Nick Schmidt (6.0), Brian McLelland (1.0) & Devin Collis (2.0) vs. Oklahoma State, February 12, 2006
7-inning combined no-hitter	D. Taccolini (2.0), M. Cronin (3.0), & J. Alberius (2) vs. Auburn (SEC Tournament), May 25, 2017
1-Hitter	Trevor Stephan (7.0) at Tennessee, May 6, 2017
1-Hitter combined	P. Wicklander (5.0 IP, 1 H), K. Ramage (1.0 IP), J. Kostyshock (1.0 IP), K. Kopps (1.0 IP), M. Cronin (1.0 IP)
2-Hitter	Kacey Murphy vs. Florida (SEC Tournament), May 27, 2017
2-Hitter combined	I. Campbell (7.0 IP, 2 H), J. Kostyshock (1.0 IP, 0 H), M. Cronin (1.0 IP, 0 H)
3-Hitter	Ryne Stanek (9.0 IP), at No. 6 South Carolina, March 23, 2013
3-Hitter combined	Isaiah Campbell (5.0 IP, 2 H) and Matt Cronin (2.0 IP, 1 H) vs. S. Carolina, April 14, 2018
Complete game	Kacey Murphy vs. Florida (SEC Tournament), May 27, 2017
Complete-game shutout	Kacey Murphy vs. Florida (SEC Tournament), May 27, 2017
10-inning or more start	Dominic Taccolini at #12 Kentucky (10 innings), April 22, 2016
Had 10 strikeouts	Isaiah Campbell vs. Louisiana Tech, March 8, 2019
Had 11 strikeouts	Isaiah Campbell vs. Missouri, March 15, 2019
Had 12 strikeouts	Trevor Stephan vs. Oral Roberts (NCAA Regional), June 2, 2017
Had 13 strikeouts	Isaiah Campbell vs. Stony Brook, March 1, 2019
Had 14 strikeouts	David Walling vs. South Carolina, May 16, 1999
Had 15 strikeouts	Nick Schmidt vs. Auburn, May 18, 2006
Had 16 strikeouts	David Walling vs. Eastern Illinois, Feb. 20, 1998
Had 17 strikeouts	Jess Todd vs. South Carolina (SEC Tournament), May 24, 2007

THE LAST TIME AN ARKANSAS TEAM...

Scored 10 runs	at Alabama, March 24, 2019
Scored 11 runs	at #9 Texas, March 19, 2019
Scored 12 runs	at Alabama, March 22, 2019
Scored 13 runs	vs. South Carolina (SEC Tournament), May 23, 2018
Scored 14 runs	vs. South Carolina (NCAA Super), June 11, 2018
Scored 15 runs	vs. Stony Brook, March 2, 2019
Scored 16 runs	vs. No. 4 Kentucky, March 17, 2018
Scored 17 runs	vs. Villanova, February 19, 2012
Scored 18 runs	vs. Dayton, Feb. 28, 2018
Scored 19 runs	vs. Grambling State (Fayetteville Regional), June 4, 2010
Scored 20 runs	vs. Mississippi Valley State, Feb. 24, 2016
Scored 21 runs	vs. Mississippi Valley State, Feb. 23, 2016
Scored 22 runs	vs. Louisiana Tech, Feb. 14, 2004
Scored 23 runs	Never
Scored 24 runs	Missouri Southern, Feb. 11, 1998
Scored 25 runs	Missouri Southern, Feb. 4, 2001
Scored 26 runs	vs. Iowa (in Arlington, Texas), Feb. 14, 1997
Scored 27 runs	Never
Scored 28 runs	vs. Wisconsin-Milwaukee (2), Feb. 18, 2007
Scored 29 runs	Morningside, April 6, 1968
Scored 30 runs	at South Carolina, March 30, 1997
Scored 31-32 runs	32 vs. Bucknell, Feb. 17, 2018
Scored 33 + runs	33 vs. Southwest Baptist, March 21, 1984
Had 14 hits	at Alabama, March 24, 2019
Had 15 hits	at Alabama, March 22, 2019
Had 16 hits	vs. ULM, March 7, 2017
Had 17 hits	vs. No. 13 Auburn, April 7, 2018
Had 18 hits	vs. Eastern Illinois, Feb. 16, 2019
Had 19 hits	vs. No. 4 Kentucky, March 17, 2018
Had 20 hits	vs. Dayton, Feb. 28, 2018
Had 21 hits	Kentucky, April 28, 2001
Had 22 hits	vs. Bucknell, Feb. 17, 2018
Had 23 hits	Centenary, March 31, 1999
Had 24 hits	Georgia, March 17, 2001
Had 25 hits	at Centenary, March 23, 2005
Had 26-29 hits	28 at South Carolina, March 30, 1997
Had 30 hits	vs. Saint Louis, April 7, 2010
Had 31+ hits	32 vs. Southwest Baptist, March 21, 1984
Hit four or more home runs in a game	6 - Jared Gates, Luke Bonfield, Carson Shaddy, Dominic Fletcher, Grant Koch, Casey Martin vs. Bucknell, Feb. 17, 2018
	5 - Biggers, Martin, Bonfield, Shaddy (2) vs. No. 4 Kentucky, March 17, 2018
	4 - Kjerstad (2), Shaddy, Biggers vs. Oral Roberts (NCAA Regional), June 1, 2018
	4 - Casey Martin, Jordan McFarland (2), Carson Shaddy vs. Kent State, March 11, 2018
	4 - E. Cole, H. Kjerstad, D. Fletcher, G. Koch at #4 Ole Miss, March 31, 2018
	4 - T. Ezell, H. Kjerstad, C. Franklin, J. Kenley vs. E. Illinois, Feb. 16, 2019
4 Errors in a game	vs. ULM, April 3, 2018
5 Errors in a game	vs. South Carolina (SEC Tournament), May 23, 2018
6 Errors in a game	vs. Eastern Illinois, March 5, 2016
7 Errors in a game	vs. La. Tech, March 20, 2001
Was Shutout	at Alabama, March 23, 2019
Was Shutout Back-to-Back	vs. LSU, April 23-24, 2005 (7-0, 6-0)
Held to 1 hit	vs. Missouri State, May 17, 2016
Held to 2 hits	vs. Oregon State, June 28, 2018
Held to 3 hits	vs. LSU, May 26, 2018 (2-1)
Did not strikeout	vs. Eastern Illinois, Feb. 16, 2019
Swept an SEC Home Series (three games)	vs. Missouri, March 15-17, 2019
Swept an SEC Road Series (three games)	at Alabama, April 30-May 2, 2015
Was Swept in SEC Home Series	vs. Alabama, May 13-15, 2016
Was Swept in SEC Road Series	at Mississippi State, April 20-21, 2018
Swept a Non-conference Home Series	vs. Western Illinois, March 12-13, 2019
Swept a Non-conference Road Series	at McNeese State, March 23-24, 2010
Was Swept in a Non-conference Home Series	Gonzaga, March 10-11, 2015
Was Swept in a Non-conference Road Series	at Nebraska, April 16, 2013
Won a Non-conference Home Series	vs. Western Illinois, March 13-14, 2019
Lost a Non-conference Home Series	vs. South Alabama, February 28-March 1, 2014
Lost a Non-conference Road Series	at Nebraska, April 16, 2013
Back-to-Back Shutouts	UK (1-0) April 22 and UK (2-0) April 22-23, 2016
Most Consecutive Shutouts	4 vs. Wisconsin (March 15-16, 1980)
Shut out an opponent at home	vs. Missouri (2-0), March 15, 2019
Shut out an opponent on the road	at Tennessee (2-0), May 6, 2017
Shut out a SEC opponent at home	vs. Missouri (2-0), March 15, 2019
Shut out an SEC opponent on the road	at No. 22 Texas A&M (8-0), May 20, 2017



|| GAME-BY-GAME HITTING

2019 RECORD: 21-4 • HOME: 15-1 • AWAY: 6-3 • NEUTRAL: 0-0 • SEC: 5-1 • NCAA TOURNAMENT: 0-0

Date	Opponent	AB	R	H	RBI	2B	3B	HR	BB	IBB	SB	CS	HBP	SAC	SF	GDP	K	PO	A	E	Avg
Feb 16, 2019	EASTERN ILLINOIS	38	15	18	15	5	0	4	7	0	2	1	0	0	1	2	0	27	13	0	.474
Feb 16, 2019	EASTERN ILLINOIS	37	12	14	12	3	0	0	4	0	2	0	0	1	2	0	12	27	9	3	.427
Feb 17, 2019	EASTERN ILLINOIS	26	3	6	3	1	0	0	8	1	0	0	0	3	1	1	4	27	7	0	.376
Feb 21, 2019	at USC	33	6	8	5	2	0	0	7	0	3	1	0	0	1	1	10	27	5	1	.343
Feb 22, 2019	at USC	35	8	8	8	2	1	1	8	1	5	0	1	0	0	0	11	27	14	2	.320
Feb 23, 2019	at USC	42	4	11	3	3	0	1	2	1	3	0	0	0	0	0	12	29	11	1	.308
Feb 27, 2019	MEMPHIS	32	10	8	9	0	0	0	9	0	5	0	1	0	1	0	6	27	7	0	.300
Mar 01, 2019	STONY BROOK	28	3	6	2	2	1	0	2	0	2	1	0	0	0	1	4	27	5	0	.292
Mar 01, 2019	STONY BROOK	30	4	7	3	2	0	0	3	0	3	0	0	1	1	0	6	27	9	2	.286
Mar 02, 2019	STONY BROOK	40	15	15	14	2	1	4	6	0	1	0	1	0	0	0	6	27	10	2	.296
Mar 06, 2019	CHARLOTTE	29	9	9	8	1	1	2	7	0	0	0	2	2	1	0	6	27	11	1	.297
Mar 08, 2019	LOUISIANA TECH	28	4	6	4	1	0	0	6	0	0	0	2	1	0	1	7	27	6	0	.291
Mar 09, 2019	LOUISIANA TECH	41	7	15	7	3	0	2	3	0	0	0	0	0	1	0	12	27	11	2	.298
Mar 10, 2019	LOUISIANA TECH	33	11	12	10	1	1	1	5	0	3	0	0	1	1	1	7	27	6	1	.303
Mar 12, 2019	WESTERN ILLINOIS	31	8	11	8	1	1	2	4	0	2	0	3	0	2	1	7	27	7	2	.306
Mar 13, 2019	WESTERN ILLINOIS	32	11	12	9	3	0	0	8	1	2	1	4	2	1	0	8	24	12	0	.310
Mar 15, 2019	MISSOURI	28	2	5	2	3	0	0	3	0	1	0	1	1	1	0	8	27	6	1	.304
Mar 16, 2019	MISSOURI	26	4	6	3	0	0	0	2	0	2	0	2	1	1	2	10	27	9	1	.301
Mar 17, 2019	MISSOURI	30	3	5	2	0	0	1	1	0	1	0	0	0	0	0	5	27	7	1	.294
Mar 19, 2019	at Texas	37	11	11	10	3	0	2	6	0	2	1	0	0	0	0	7	27	9	0	.294
Mar 20, 2019	at Texas	33	6	9	5	3	0	0	4	0	1	1	4	3	0	1	8	24	12	1	.293
Mar 22, 2019	at Alabama	40	12	15	12	3	0	3	1	0	0	0	2	0	0	0	14	27	6	0	.298
Mar 23, 2019	at Alabama	29	0	4	0	1	0	0	4	0	0	1	0	0	0	1	4	24	8	1	.292
Mar 24, 2019	at Alabama	38	10	14	8	4	0	2	4	0	4	0	2	1	1	1	9	27	12	3	.295
Mar 26, 2019	at Missouri State	35	8	10	8	0	0	1	6	0	2	0	1	1	0	1	10	27	8	1	.295
	Totals	831	186	245	170	49	6	26	120	4	46	7	26	18	16	14	193	668	220	26	.295



2019 RECORD: 21-4 • HOME: 15-1 • AWAY: 6-3 • NEUTRAL: 0-0 • SEC: 5-1 • NCAA TOURNAMENT: 0-0

Date	Opponent	IP	H	R	ER	BB	SO	2B	3B	HR	WP	BK	HBP	DP	IBB	Score	W	L	SV	ERA
Feb 16, 2019	EASTERN ILLINOIS	9.0	11	7	7	2	8	2	0	1	0	1	0	1	0	15-7	1	0	0	7.00
Feb 16, 2019	EASTERN ILLINOIS	9.0	9	3	0	3	12	0	0	0	0	0	0	2	0	12-3	2	0	0	3.50
Feb 17, 2019	EASTERN ILLINOIS	9.0	7	2	2	3	8	2	0	0	0	0	0	1	0	3-2	3	0	0	3.00
Feb 21, 2019	at USC	9.0	4	3	3	4	14	1	0	0	0	0	3	1	0	6-3	4	0	1	3.00
Feb 22, 2019	at USC	9.0	9	6	3	2	6	1	0	0	0	0	0	2	0	8-6	5	0	2	3.00
Feb 23, 2019	at USC	9.2	9	6	6	2	7	1	0	2	0	0	0	0	0	4-6	5	1	2	3.46
Feb 27, 2019	MEMPHIS	9.0	6	3	3	2	12	2	0	2	1	0	2	1	0	10-3	6	1	2	3.39
Mar 01, 2019	STONY BROOK	9.0	6	1	1	2	18	1	0	1	0	0	0	0	0	3-1	7	1	3	3.10
Mar 01, 2019	STONY BROOK	9.0	8	3	3	2	11	1	0	1	1	0	0	0	0	4-3	8	1	4	3.09
Mar 02, 2019	STONY BROOK	9.0	10	7	7	7	10	2	0	0	2	0	2	1	0	15-7	9	1	4	3.47
Mar 06, 2019	CHARLOTTE	9.0	3	2	2	6	14	0	0	0	0	0	0	1	0	9-2	10	1	4	3.34
Mar 08, 2019	LOUISIANA TECH	9.0	7	2	2	1	14	1	0	0	0	0	1	1	0	4-2	11	1	5	3.23
Mar 09, 2019	LOUISIANA TECH	9.0	11	12	7	2	9	2	0	3	1	0	4	0	0	7-12	11	2	5	3.52
Mar 10, 2019	LOUISIANA TECH	9.0	3	0	0	3	16	0	0	0	0	0	1	1	0	11-0	12	2	5	3.27
Mar 12, 2019	WESTERN ILLINOIS	9.0	1	0	0	3	14	0	0	0	0	0	0	0	0	8-0	13	2	5	3.05
Mar 13, 2019	WESTERN ILLINOIS	8.0	4	1	1	1	10	0	0	0	0	0	1	2	0	11-1	14	2	5	2.94
Mar 15, 2019	MISSOURI	9.0	2	0	0	3	15	0	0	0	2	0	0	0	0	2-0	15	2	6	2.77
Mar 16, 2019	MISSOURI	9.0	7	3	3	1	6	2	0	0	0	0	0	0	0	4-3	16	2	7	2.78
Mar 17, 2019	MISSOURI	9.0	5	2	2	3	11	0	0	1	1	0	2	0	0	3-2	17	2	7	2.74
Mar 19, 2019	at Texas	9.0	6	4	4	2	9	2	0	1	0	0	0	0	0	11-4	18	2	7	2.81
Mar 20, 2019	at Texas	8.0	6	7	6	14	5	1	0	0	1	0	4	1	0	6-7	18	3	7	2.97
Mar 22, 2019	at Alabama	9.0	7	3	3	3	8	1	0	0	2	0	1	0	0	12-3	19	3	7	2.97
Mar 23, 2019	at Alabama	8.0	9	10	10	7	2	1	0	1	2	0	0	0	0	0-10	19	4	7	3.30
Mar 24, 2019	at Alabama	9.0	5	2	1	5	10	0	0	0	1	0	0	0	0	10-2	20	4	7	3.20
Mar 26, 2019	at Missouri State	9.0	7	2	2	3	10	0	0	0	1	0	2	1	0	8-2	21	4	7	3.15
Totals		222.2	162	91	78	86	259	23	0	13	15	1	23	16	0	186-91	21	4	7	3.15

**TEAM GAME HIGHS (2019)****Team Batting**

At bats:	42	at USC (Feb 23, 2019)
Runs scored:	15	vs Eastern Illinois (Feb 16, 2019)
	15	vs Stony Brook (Mar 02, 2019)
Hits:	18	vs Eastern Illinois (Feb 16, 2019)
RBIs:	15	vs Eastern Illinois (Feb 16, 2019)
Doubles:	5	vs Eastern Illinois (Feb 16, 2019)
Triples:	1	(6 games)
Home runs:	4	vs Eastern Illinois (Feb 16, 2019)
	4	vs Stony Brook (Mar 02, 2019)
Total bases:	35	vs Eastern Illinois (Feb 16, 2019)
Walks:	9	vs Memphis (Feb 27, 2019)
Strikeouts:	14	at Alabama (Mar 22, 2019)
Sac hits:	3	vs Eastern Illinois (Feb 17, 2019)
	3	at Texas (Mar 20, 2019)
Sac flies:	2	vs Eastern Illinois (Feb 16, 2019)
	2	vs Western Illinois (Mar 12, 2019)
Stolen bases:	5	at USC (Feb 22, 2019)
	5	vs Memphis (Feb 27, 2019)
Hit by pitch:	4	vs Western Illinois (Mar 13, 2019)
	4	at Texas (Mar 20, 2019)
Caught stealing:	1	(7 games)
Runners LOB:	14	vs Western Illinois (Mar 13, 2019)
Hit into DP:	3	vs Eastern Illinois (Feb 16, 2019)

Fielding

Putouts:	29	at USC (Feb 23, 2019)
Assists:	14	at USC (Feb 22, 2019)
Errors:	3	vs Eastern Illinois (Feb 16, 2019)
	3	at Alabama (Mar 24, 2019)
Passed balls:	1	at Alabama (Mar 22, 2019)
DPs turned:	2	vs Eastern Illinois (Feb 16, 2019)
	2	at USC (Feb 22, 2019)
	2	vs Western Illinois (Mar 13, 2019)

Pitching

Innings pitched:	9.2	at USC (Feb 23, 2019)
Runs allowed:	12	vs Louisiana Tech (Mar 09, 2019)
Earned runs:	10	at Alabama (Mar 23, 2019)
Walks allowed:	14	at Texas (Mar 20, 2019)
Strikeouts:	18	vs Stony Brook (Mar 01, 2019)
Hits allowed:	11	vs Eastern Illinois (Feb 16, 2019)
	11	vs Louisiana Tech (Mar 09, 2019)
Doubles allowed:	2	(7 games)
Homers allowed:	3	vs Louisiana Tech (Mar 09, 2019)
Wild pitches:	2	(4 games)
Hit batters:	4	vs Louisiana Tech (Mar 09, 2019)
	4	at Texas (Mar 20, 2019)

INDIVIDUAL GAME HIGHS (2019)**Individual Batting**

At bats:	6	Casey Martin vs Eastern Illinois (Feb 16, 2019)
	6	Heston Kjerstad vs Stony Brook (Mar 02, 2019)
	6	Casey Martin at Alabama (Mar 24, 2019)
Runs scored:	3	(6 games)
Hits:	4	Heston Kjerstad vs Western Illinois (Mar 12, 2019)
RBIs:	5	Jack Kenley vs Stony Brook (Mar 02, 2019)
Doubles:	2	(4 games)
Triples:	1	(6 games)
Home runs:	2	Jack Kenley vs Stony Brook (Mar 02, 2019)
Total bases:	9	Heston Kjerstad vs Western Illinois (Mar 12, 2019)
Walks:	3	Christian Franklin at USC (Feb 21, 2019)
	3	Trevor Ezell at USC (Feb 22, 2019)
	3	Casey Opitz vs Charlotte (Mar 06, 2019)
Strikeouts:	4	Heston Kjerstad at USC (Feb 22, 2019)
	4	Christian Franklin at Alabama (Mar 24, 2019)
Sac hits:	2	Jacob Nesbit vs Eastern Illinois (Feb 17, 2019)
Sac flies:	1	(16 games)
Stolen bases:	2	(4 games)
Hit by pitch:	2	Heston Kjerstad vs Western Illinois (Mar 13, 2019)
	2	Jack Kenley at Texas (Mar 20, 2019)
Caught stealing:	1	(7 games)
Runners LOB:	6	Jack Kenley vs Missouri (Mar 15, 2019)

Fielding

Putouts:	18	Casey Opitz vs Stony Brook (Mar 01, 2019)
Assists:	7	Jack Kenley vs Eastern Illinois (Feb 16, 2019)
Errors:	2	Casey Martin vs Eastern Illinois (Feb 16, 2019)
	2	Casey Martin at Alabama (Mar 24, 2019)
Passed balls:	1	Casey Opitz at Alabama (Mar 22, 2019)

Pitching

Innings pitched:	7.0	Isaiah Campbell vs Stony Brook (Mar 01, 2019)
	7.0	Isaiah Campbell vs Missouri (Mar 15, 2019)
	7.0	Isaiah Campbell at Alabama (Mar 22, 2019)
Runs allowed:	6	Isaiah Campbell at USC (Feb 22, 2019)
Earned runs:	4	Caden Monke vs Stony Brook (Mar 02, 2019)
	4	Patrick Wicklander at Texas (Mar 19, 2019)
Walks allowed:	3	(6 games)
Strikeouts:	13	Isaiah Campbell vs Stony Brook (Mar 01, 2019)
Hits allowed:	7	Isaiah Campbell vs Louisiana Tech (Mar 08, 2019)
Doubles allowed:	2	Patrick Wicklander at Texas (Mar 19, 2019)
Homers allowed:	1	(13 games)
Wild pitches:	2	Evan Taylor vs Stony Brook (Mar 02, 2019)
Hit batters:	2	Cody Scroggins at USC (Feb 21, 2019)
	2	Connor Noland vs Stony Brook (Mar 02, 2019)



#32 MATT CRONIN • JR • LHP • 6-2 • 190

CAREER HIGHS

Category	High	Opponent (Last)	Date
Innings	4.0	at San Diego State	2/24/18
Longest Start	--	--	--
Shortest Start	--	--	--
Longest Relief	4.0	at San Diego State	2/24/18
Hits	4	No. 4 Kentucky	3/16/18
Runs	3	2x (vs. Oregon St.)	6/27/18
Earned Runs	3	2x (vs. Oregon St.)	6/27/18
Walks	3	vs. Auburn	5/25/17
Strikeouts	6	vs. Auburn	5/25/17

CRONIN'S CAREER APPEARANCES

Matt Cronin 2019 Game-By-Game (Junior)
(10 Appearances, 0 Starts)

Date	Opponent	IP	H	R-ER	BB	K	Result
2/17/19	Eastern Illinois	1.2	1	0-0	1	1	W, 1-0
2/21/19	at USC	1.1	0	0-0	0	4	S, 1
2/22/19	at USC	1.0	0	0-0	0	1	S, 2
3/1/19	Stony Brook	1.0	2	0-0	1	3	S, 3
3/8/19	Louisiana Tech	1.0	0	0-0	1	1	S, 4
3/12/19	Western Illinois	1.0	0	0-0	1	2	ND
3/15/19	Missouri	1.0	0	0-0	1	3	S, 5
3/16/19	Missouri	1.0	0	0-0	0	1	S, 6
3/24/19	at Alabama	1.0	0	0-0	0	2	ND
3/26/19	at Missouri St.	1.0	0	0-0	0	0	ND
TOTALS	10 G, 0 GS	11.0	3	0-0	5	18	1-0 (6 SV)

Matt Cronin 2018 Game-By-Game (Sophomore)
(25 Appearances, 0 Starts)

Date	Opponent	IP	H	R-ER	BB	K	Result
2/18/18	Bucknell	1.0	1	0-0	0	1	W, 1-0
2/21/18	vs. Arizona	2.1	0	0-0	1	3	S, 1
2/24/18	at San Diego St.	4.0	0	0-0	0	5	W, 2-0
3/3/18	USC	2.2	2	2-2	2	2	ND
3/9/18	Kent State	1.0	0	0-0	0	1	ND
3/14/18	Texas	1.2	1	0-0	0	2	S, 2
3/16/18	#4 Kentucky	2.2	4	2-2	0	4	S, 3
3/23/18	at # 2 Florida	2.0	1	0-0	0	4	S, 4
3/25/18	at # 2 Florida	1.2	1	1-1	0	0	ND
3/29/18	at #4 Ole Miss	3.0	1	0-0	1	5	S, 5
3/31/18	at #4 Ole Miss	2.0	1	2-2	1	1	ND
4/6/18	#13 Auburn	2.2	0	0-0	0	1	S, 6
4/10/18	Grambling St.	1.0	0	0-0	0	1	S, 7
4/14/18	South Carolina	1.0	0	0-0	0	1	S, 8
4/14/18	South Carolina	2.0	1	0-0	0	1	S, 9
4/20/18	at Mississippi St.	2.0	1	3-3	3	5	L, 2-1
5/13/18	#20 Texas A&M	2.0	0	2-2	2	2	ND
5/17/18	at #13 Georgia	2.2	3	1-1	0	3	S, 10
5/25/18	vs. Florida	2.0	0	0-0	1	5	S, 11
6/3/18	Dallas Baptist	2.0	3	1-1	0	4	S, 12
6/11/18	#25 South Carolina	1.0	0	0-0	1	1	ND
6/20/18	vs. Texas Tech	1.1	2	2-2	1	2	ND
6/22/18	vs Florida	2.0	1	0-0	0	2	S, 13
6/26/18	vs. Oregon St.	1.0	0	0-0	0	2	S, 14
6/27/18	vs. Oregon St.	1.2	2	3-3	1	1	L, 2-2
TOTALS	25 G, 0 GS	50.1	25	19-19	14	59	2-2 (14 SV)

Matt Cronin 2017 Game-By-Game (Freshman)
(15 Appearances, 0 Starts)

Date	Opponent	IP	H	R-ER	BB	K	Result
3/4/17	vs. Nebraska	1.0	0	0-0	0	2	ND
3/8/17	ULM	2.0	0	0-0	2	3	ND
3/15/17	Alcorn State	2.0	2	1-1	0	4	ND
3/22/17	New Orleans	0.0	0	1-1	1	0	ND
4/1/17	at Alabama	1.0	1	0-0	1	1	ND
4/5/17	Grand Canyon	1.0	0	0-0	0	2	ND
4/11/17	at Missouri State	1.2	1	0-0	1	2	W, 1-0
4/18/17	Memphis	1.1	2	0-0	0	2	W, 2-0

4/25/17	vs. Kansas State	3.0	2	0-0	1	5	ND
5/19/17	at #22 Texas A&M	0.1	0	0-0	0	0	ND
5/25/17	vs. Auburn	3.0	0	0-0	3	6	W, 3-0
5/28/17	vs. LSU	0.1	0	0-0	0	1	ND
6/2/17	Oral Roberts	0.1	0	0-0	0	1	ND
6/3/17	Missouri State	0.0	0	1-1	1	0	L, 3-1
6/4/17	Missouri State	1.0	0	1-1	2	2	ND
TOTALS	15 G, 0 GS	18.0	8	4-4	12	31	3-1

2019 HIGHLIGHTS

- Earned the victory in his first appearance of the year after throwing the final 1.2 innings against Eastern Illinois (2/17) and striking out one.
- Locked up two saves in two consecutive appearances at USC (2/21-22), his first saves of the year.
- Struck out all four batters he faced in his second appearance of the year (at USC), needing only 11 pitches.
- Has earned five saves in his last seven appearances going back to last year's College World Series where he earned saves against Oregon State (6/26/18) and Florida (6/22/18).
- Earned his third-straight save against Stony Brook (March 1), striking out the side with three baserunners allowed.
- Closed his fourth-straight game against Louisiana Tech (March 8).
- Earned a save on consecutive days against Missouri (March 15-16) helping Arkansas to a series win and upping his save total to six.
- Has not given up a run this year in 11 innings and walked only five.
- Has also earned a win or a save in seven of 10 outings.

A || PITCHERS

#28 KOLE RAMAGE • SO • RHP • 6-1 • 201

CAREER HIGHS

Category	High	Opponent (Last)	Date
Innings	4.2	at No. 13 Georgia	5/19/18
Longest Start	4.2	at No. 13 Georgia	5/19/18
Shortest Start	1.2	No. 4 Kentucky	3/17/18
Longest Relief	3.2	2x (Stony Brook)	3/1/19
Hits	6	at No. 13 Georgia	5/19/18
Runs	5	ULM	4/3/18
Earned Runs	2	4x (Missouri)	3/16/19
Walks	2	7x (at Missouri St.)	3/26/19
Strikeouts	5	3x (at No. 13 Georgia)	5/19/18

RAMAGE'S CAREER APPEARANCES

Kole Ramage 2019 Game-By-Game (Sophomore)
(10 Appearances, 0 Starts)

Date	Opponent	IP	H	R-ER	BB	K	Result
2/16/19	Eastern Illinois	2.1	4	1-0	2	4	W, 1-0
2/21/19	at USC	3.1	2	0-0	0	2	W, 2-0
3/1/19	Stony Brook	3.2	2	0-0	1	4	W, 3-0
3/6/19	Charlotte	1.0	0	0-0	0	1	ND
3/9/19	Louisiana Tech	0.2	3	2-0	0	0	ND
3/12/19	Western Illinois	1.0	0	0-0	0	1	ND
3/16/19	Missouri	3.0	2	2-2	0	1	W, 4-0
3/20/19	at #9 Texas	3.0	0	0-0	0	3	W, 5-0
3/23/19	at Alabama	3.1	3	3-3	0	1	ND
3/28/19	at Missouri St.	2.0	1	0-0	2	2	ND
TOTALS	10 G, 0 GS	23.1	17	8-5	5	19	5-0

Kole Ramage 2018 Game-By-Game (Freshman)
(21 Appearances, 2 Starts)

Date	Opponent	IP	H	R-ER	BB	K	Result
2/16/18	Bucknell	2.0	1	0-0	0	4	ND
2/25/18	at San Diego	1.0	3	3-2	1	0	ND
3/1/18	Dayton	2.0	2	0-0	0	3	ND
3/9/18	Kent State	2.0	2	1-1	0	4	ND
3/11/18	Kent State	0.0	1	1-0	1	0	ND
3/14/18	Texas	2.2	2	0-0	2	3	ND
3/17/18	No. 4 Kentucky*	1.2	2	4-1	1	2	ND
3/21/18	at Charlotte	1.0	2	1-1	0	1	L, 0-1
3/30/18	at No. 4 Ole Miss	3.2	0	0-0	0	5	ND
4/3/18	ULM	1.1	1	5-1	2	1	ND
4/10/18	Grambling St.	2.2	3	4-0	1	5	ND
4/12/18	South Carolina	0.1	1	0-0	0	1	ND
4/17/18	Missouri St.	1.2	0	0-0	0	2	W, 1-1
4/21/18	at Mississippi St.	0.1	1	0-0	0	1	ND
4/29/18	Alabama	0.2	0	3-2	2	2	ND
5/19/18	at #13 Georgia*	4.2	6	2-2	1	5	ND
5/23/18	vs. South Carolina	2.2	5	2-2	2	3	ND
6/10/18	#25 South Carolina	1.0	1	1-1	0	2	ND
6/17/18	vs. Texas	1.0	2	2-2	2	3	ND
6/27/18	vs. Oregon St.	1.2	1	0-0	0	1	ND
6/28/18	vs. Oregon St.	2.0	1	1-1	1	2	ND
TOTALS	21 G, 2 GS	33.1	33	24-14	14	46	1-1

2019 HIGHLIGHTS

- Earned victories in his first three appearances (vs. Eastern Illinois, USC, Stony Brook), a personal single-season best.
- Won his third game of the year after working a season-high 3.2 innings out of the bullpen against Stony Brook (March 1), while striking out four.
- Did not give up an earned run in his first 12 innings of the season. Walked only three during that same stretch.
- Worked three perfect innings at No. 9 Texas (March 20) to earn his team-leading fifth game of the year.

#35 JACOB KOSTYSHOCK • JR • RHP • 6-4 • 175

CAREER HIGHS

Category	High	Opponent (Last)	Date
Innings	5.0	Eastern Illinois	2/17/19
Longest Start	5.0	Eastern Illinois	2/17/19
Shortest Start	5.0	Eastern Illinois	2/17/19
Longest Relief	3.2	2x (at USC)	2/23/19
Hits	7	at No. 2 Florida	3/24/18
Runs	7	at No. 2 Florida	3/24/18
Earned Runs	5	at No. 2 Florida	3/24/18
Walks	3	vs. Nebraska	3/4/17
Strikeouts	3	3x (at USC)	2/23/19

KOSTYSHOCK'S CAREER APPEARANCES

Jacob Kostyshock 2019 Game-By-Game (Junior)
(8 Appearances, 1 Start)

Date	Opponent	IP	H	R-ER	BB	K	Result
2/17/19	Eastern Illinois*	5.0	3	0-0	2	3	ND
2/23/19	at USC	3.2	3	1-1	0	3	ND
3/1/19	Stony Brook	2.0	1	0-0	0	2	S, 1
3/9/19	Louisiana Tech	1.1	2	3-1	0	2	L, 0-1
3/12/19	Western Illinois	1.0	0	0-0	0	1	ND
3/15/19	Missouri	1.0	0	0-0	1	1	ND
3/17/19	Missouri	2.1	1	2-2	0	3	W, 1-1
3/24/19	at Alabama	1.2	2	0-0	2	1	ND
TOTALS	8 G, 1 GS	18.0	12	6-4	4	15	1-1 (1 SV)

Jacob Kostyshock 2018 Game-By-Game (Sophomore)
(9 Appearances, 0 Starts)

Date	Opponent	IP	H	R-ER	BB	K	Result
2/17/18	Bucknell	1.0	0	0-0	0	2	ND
2/25/18	at San Diego	3.0	3	0-0	0	3	ND
3/9/18	Kent State - 1	1.0	1	0-0	1	1	ND
3/9/18	Kent State - 2	0.1	1	0-0	0	0	ND
3/13/18	Texas	3.0	4	2-2	2	1	S, 1
3/21/18	at Charlotte	1.0	2	1-1	0	0	ND
3/24/18	at No. 2 Florida	3.2	7	7-5	2	2	ND
3/31/18	at No. 4 Ole Miss	0.1	1	2-2	1	0	ND
4/29/18	Alabama	0.2	0	0-0	2	1	ND
TOTALS	9 G, 0 GS	14.0	19	12-10	8	10	0-0 (1 SV)

Jacob Kostyshock 2017 Game-By-Game (Freshman)
(6 Appearances, 0 Starts)

Date	Opponent	IP	H	R-ER	BB	K	Result
3/4/17	vs. Nebraska	0.2	2	3-3	3	2	ND
3/8/17	ULM	2.0	0	0-0	0	2	ND
3/15/17	Alcorn State	1.0	0	0-0	0	0	ND
4/4/17	Grand Canyon	0.2	3	1-1	0	1	ND
4/13/17	Georgia	0.0	0	0-0	2	0	ND
4/25/17	vs. Kansas State	1.0	1	0-0	1	1	W, 1-0
TOTALS	6 G, 0 GS	5.2	6	4-4	6	6	1-0

2019 HIGHLIGHTS

- Made his first career start in week one against Eastern Illinois (Feb. 17), going a career-high five innings and striking out three without giving up any runs.
- Came out of the bullpen in week two, throwing 48 pitches and allowing only one run with three strikeouts against USC (Feb. 23).
- Matched his career-high strikeout total for the second-straight week by punching out three batters against USC (Feb. 23).
- Earned his second save of his career after pitching the final two innings in a 4-3 win over Stony Brook (March 1).
- Pitched twice in the series sweep over Missouri, giving up only one hit in 3.1 innings and picking up the win in the series finale, his first of the season.



#88 ZEBULON VERMILLION • SO • RHP • 6-4 • 208

#45 KEVIN KOPPS • R-JR • RHP • 6-0 • 195

CAREER HIGHS

Category	High	Opponent (Last)	Date
Innings	3.0	USC	3/2/18
Longest Start	--	--	--
Shortest Start	--	--	--
Longest Relief	3.0	USC	3/2/18
Hits	3	3x (at No. 2 Florida)	3/24/18
Runs	2	Bucknell	2/17/18
Earned Runs	2	Bucknell	2/17/18
Walks	1	3x (at No. 9 Texas)	3/19/19
Strikeouts	4	at No. 2 Florida	3/24/19

CAREER HIGHS

Category	High	Opponent (Last)	Date
Innings	5.2	Georgia	4/15/17
Longest Start	3.1	2x (Bryant)	2/26/17
Shortest Start	2.0	2x (Missouri St.)	6/4/17
Longest Relief	5.2	Georgia	4/15/17
Hits	5	2x (Georgia)	4/15/17
Runs	3	3x (vs. LSU)	5/28/17
Earned Runs	3	2x (LSU)	4/8/17
Walks	3	2x (at Missouri)	3/26/17
Strikeouts	5	Miami (Ohio)	2/19/17

VERMILLION'S CAREER APPEARANCES

Zebulon Vermillion 2019 Game-By-Game (Sophomore)
(10 Appearances, 0 Starts)

Date	Opponent	IP	H	R-ER	BB	K	Result
2/16/19	Eastern Illinois	1.0	0	0-0	0	1	ND
2/17/19	Eastern Illinois	0.0	1	1-1	0	0	ND
2/21/19	at USC	0.2	1	0-0	0	0	ND
2/27/19	Memphis	2.0	1	0-0	0	1	W, 1-0
3/2/19	Stony Brook	2.0	1	0-0	1	2	W, 2-0
3/9/19	Louisiana Tech	0.2	1	0-0	1	1	ND
3/13/19	Western Illinois	1.2	0	0-0	0	2	ND
3/19/19	at #9 Texas	2.0	1	0-0	1	3	ND
3/23/19	at Alabama	1.0	2	0-0	1	0	ND
3/26/19	at Missouri St.	1.1	1	1-1	0	1	W, 3-0
TOTALS	10 G, 0 GS	12.1	9	2-2	4	11	2-0

Zebulon Vermillion 2018 Game-By-Game (Freshman)
(7 Appearances, 0 Starts)

Date	Opponent	IP	H	R-ER	BB	K	Result
2/17/18	Bucknell	1.0	3	2-2	0	1	ND
2/28/18	Dayton	3.0	3	1-0	0	3	S, 1
3/9/18	Kent State-2	1.0	0	0-0	0	1	ND
3/17/18	Kentucky-1	1.0	2	1-1	0	2	ND
3/21/18	at Charlotte	0.2	0	0-0	0	0	ND
3/24/18	at No. 2 Florida	2.1	3	1-1	0	4	ND
4/21/18	at Mississippi St.	0.1	1	1-1	0	0	ND
TOTALS	7 G, 0 GS	9.1	12	6-5	0	11	0-0 (1 SV)

2019 HIGHLIGHTS

- Made two appearances against Eastern Illinois, throwing one inning, giving up one run and striking out one.
- Earned his first career win against Memphis (Feb. 17) with a season-high two innings and only one hit allowed.
- Earned the victory with two scoreless innings against Stony Brook (March 2), helping Arkansas to the series sweep of the Sea Wolves.
- Matched his entire appearance total (7) from his freshman season when working 1.2 innings out of the bullpen against Western Illinois (March 13).
- Appeared three times over the six-game Spring Break roadtrip, giving up only on run over 4.1 innings.
- Won his third game of the year after going 1.1 innings against Missouri State (March 26)

KOPPS' CAREER APPEARANCES

Kevin Kopps 2019 Game-By-Game (R-Sophomore)
(9 Appearances, 0 Starts)

Date	Opponent	IP	H	R-ER	BB	K	Result
2/22/19	at USC	2.2	3	0-0	0	0	ND
3/1/19	Stony Brook	1.0	1	1-1	0	2	ND
3/6/19	Charlotte	1.0	0	0-0	1	2	ND
3/8/19	Louisiana Tech	2.0	0	0-0	0	3	W, 1-0
3/12/19	Western Illinois	1.0	0	0-0	1	2	ND
3/16/19	Missouri	0.1	1	0-0	0	0	ND
3/17/19	Missouri	1.2	1	0-0	1	1	ND
3/24/19	at Alabama	1.1	0	0-0	0	4	ND
3/26/19	at Missouri St.	1.0	1	0-0	0	2	ND
TOTALS	9 G, 0 GS	12.0	7	1-1	3	16	1-0

Kevin Kopps 2017 Game-By-Game (R-Freshman)
(22 Appearances, 5 Starts)

Date	Opponent	IP	H	R-ER	BB	K	Result
2/19/17	Miami (Ohio)*	3.1	2	1-1	2	5	W, 1-0
2/26/17	Bryant*	3.1	4	2-2	2	2	ND
3/3/17	vs. Arizona	0.2	0	0-0	0	0	ND
3/5/17	vs. Oklahoma St.	2.1	1	0-0	1	1	ND
3/12/17	Rhode Island	3.0	1	0-0	3	3	ND
3/17/17	Mississippi St.	0.2	1	0-0	0	1	ND
3/22/17	New Orleans	1.0	0	0-0	0	1	S, 1
3/26/17	at Missouri	3.2	2	2-2	3	4	ND
4/1/17	at Alabama	3.0	5	3-3	0	4	ND
4/8/17	LSU	0.2	2	3-3	1	0	ND
4/11/17	at Missouri St.	1.0	2	1-1	0	1	W, 2-0
4/15/17	Georgia	5.2	5	0-0	2	3	ND
4/23/17	at Auburn	1.0	3	1-1	2	0	ND
4/25/17	vs. Kansas St.*	2.0	1	1-1	0	1	ND
4/28/17	Ole Miss-1	2.2	2	0-0	1	2	ND
5/4/17	at Tennessee	2.2	2	0-0	0	2	ND
5/12/17	Vanderbilt	2.0	1	0-0	0	2	W, 3-0
5/20/17	at Texas A&M	3.0	2	0-0	1	4	S, 2
5/25/17	vs. Mississippi St.	1.0	1	1-1	0	0	ND
5/28/17	vs. LSU*	3.0	3	3-1	0	1	L, 3-1
6/2/17	Oral Roberts	1.1	2	0-0	0	1	ND
6/4/17	Missouri St.*	2.0	4	2-2	0	2	ND
TOTALS	22 G, 5 GS	49.0	46	20-18	18	40	3-1 (2 SV)

2019 HIGHLIGHTS

- Made his first appearance since 2017 after undergoing Tommy John surgery on Feb. 22 at USC, throwing 2.2 scoreless innings and giving up three hits.
- Picked up his first win since May 12, 2017 after throwing two scoreless innings against Louisiana Tech (March 8) in a 4-2 victory.
- Has not given up a run in 8.1-straight innings dating back to March 6 against Charlotte.

A || PITCHERS

#39 EVAN TAYLOR • FR • LHP • 6-4 • 235

CAREER HIGHS

Category	High	Opponent (Last)	Date
Innings	2.0	Western Illinois	3/13/19
Longest Start	--	--	--
Shortest Start	--	--	--
Longest Relief	2.0	Western Illinois	3/13/19
Hits	2	at No. 9 Texas	3/20/19
Runs	3	at Alabama	3/22/19
Earned Runs	3	at Alabama	3/22/19
Walks	2	2x (at Alabama)	3/22/19
Strikeouts	4	Western Illinois	3/13/19

TAYLOR'S CAREER APPEARANCES

Evan Taylor 2019 Game-By-Game (Freshman)
(7 Appearances, 0 Starts)

Date	Opponent	IP	H	R-ER	BB	K	Result
2/27/19	Memphis	1.0	0	0-0	0	3	ND
3/2/19	Stony Brook	1.0	0	0-0	1	2	ND
3/9/19	Louisiana Tech	0.1	0	0-0	0	1	ND
3/10/19	Louisiana Tech	1.0	0	0-0	1	1	ND
3/13/19	Western Illinois	2.0	0	0-0	1	4	ND
3/20/19	at #9 Texas	1.0	2	2-2	2	1	ND
3/22/19	at Alabama	0.2	1	3-3	2	1	ND
TOTALS	7 G, 0 GS	7.0	3	5-5	7	13	0-0

2019 HIGHLIGHTS

- Made his collegiate debut against Memphis (Feb. 27), striking out the side in his only inning of work.
- Has yet to give up a run or a hit in 5.1 innings (5 appearances) and struck out 11 during that span with three walks.
- Struck out a season-high four batters in a season-high two innings against Western Illinois (March 13).

#37 CADEN MONKE • FR • LHP • 6-3 • 160

CAREER HIGHS

Category	High	Opponent (Last)	Date
Innings	1.0	Memphis	2/27/19
Longest Start	--	--	--
Shortest Start	--	--	--
Longest Relief	1.0	Memphis	2/27/19
Hits	5	Stony Brook	3/1/19
Runs	3	2x (Stony Brook)	3/1/19
Earned Runs	3	2x (Stony Brook)	3/1/19
Walks	3	at No. 9 Texas	3/20/19
Strikeouts	3	Stony Brook	3/1/19

MONKE'S CAREER APPEARANCES

Caden Monke 2019 Game-By-Game (Freshman)
(4 Appearances, 0 Starts)

Date	Opponent	IP	H	R-ER	BB	K	Result
2/27/19	Memphis	1.0	0	0-0	0	3	ND
3/2/19	Stony Brook	0.0	1	4-4	2	0	ND
3/9/19	Louisiana Tech	0.0	1	2-2	0	0	ND
3/20/19	at #9 Texas	0.2	0	0-0	3	0	ND
TOTALS	4 G, 0 GS	1.2	2	6-6	5	3	0-0

2019 HIGHLIGHTS

- Made his collegiate debut against Memphis (Feb. 27), striking out the side in his lone inning of work.

#21 JACOB BURTON • FR • RHP • 6-0 • 185

CAREER HIGHS

Category	High	Opponent (Last)	Date
Innings	2.0	Eastern Illinois	2/16/19
Longest Start	--	--	--
Shortest Start	--	--	--
Longest Relief	2.0	Eastern Illinois	2/16/19
Hits	3	Eastern Illinois	2/16/19
Runs	3	Eastern Illinois	2/16/19
Earned Runs	3	Eastern Illinois	2/16/19
Walks	1	3x (at No. 9 Texas)	3/20/19
Strikeouts	1	4x (Louisiana Tech)	3/8/19

BURTON'S CAREER APPEARANCES

Jacob Burton 2019 Game-By-Game (Freshman)
(6 Appearances, 0 Starts)

Date	Opponent	IP	H	R-ER	BB	K	Result
2/16/19	Eastern Illinois	2.0	3	3-3	1	0	ND
2/27/19	Memphis	1.0	1	0-0	1	1	ND
3/2/19	Stony Brook	1.0	1	0-0	0	1	ND
3/6/19	Charlotte	1.0	1	0-0	0	1	ND
3/8/19	Louisiana Tech	0.1	1	1-1	0	1	ND
3/20/19	at #9 Texas	0.0	0	1-0	1	0	ND
TOTALS	6 G, 0 GS	5.1	7	5-4	3	4	0-0

2019 HIGHLIGHTS

- Made his collegiate debut on Opening Day against Eastern Illinois (Feb. 16), going two innings and walking one.
- Pitched three scoreless innings over a span of three games against Memphis (Feb. 27), Stony Brook (March 2) and Charlotte (March 6), walking one and striking out three.

#49 LIAM HENRY • FR • LHP • 6-2 • 180

CAREER HIGHS

Category	High	Opponent (Last)	Date
Innings	1.0	3x (at Alabama)	3/23/19
Longest Start	--	--	--
Shortest Start	--	--	--
Longest Relief	1.0	3x (at Alabama)	3/23/19
Hits	1	3x (at No. 9 Texas)	3/20/19
Runs	1	2x (at No. 9 Texas)	3/20/19
Earned Runs	1	2x (at No. 9 Texas)	3/20/19
Walks	1	at Alabama	3/23/19
Strikeouts	1	3x (at No. 9 Texas)	3/20/19

HENRY'S CAREER APPEARANCES

Liam Henry 2019 Game-By-Game (Freshman)
(5 Appearances, 0 Starts)

Date	Opponent	IP	H	R-ER	BB	K	Result
2/27/19	Memphis	1.0	1	1-1	0	0	ND
3/6/19	Charlotte	0.2	1	0-0	0	1	ND
3/13/19	Western Illinois	0.1	0	0-0	0	1	ND
3/20/19	at #9 Texas	1.0	1	1-1	0	1	ND
3/23/19	at Alabama	1.0	0	0-0	1	0	ND
TOTALS	5 G, 0 GS	4.0	3	2-2	0	3	0-0

2019 HIGHLIGHTS

- Made his collegiate debut against Memphis (Feb. 27), throwing one inning and allowing one run on one hit.
- Pitched one inning in his conference debut against Alabama (March 23), walking one.

A || PITCHERS

#29 MARSHALL DENTON • R-SO • RHP • 5-11 • 160

CAREER HIGHS

Category	High	Opponent (Last)	Date
Innings	5.2	at Auburn	4/21/17
Longest Start	--	--	--
Shortest Start	--	--	--
Longest Relief	5.2	at Auburn	4/21/17
Hits	7	at Auburn	4/21/17
Runs	5	at Auburn	4/21/17
Earned Runs	5	at Auburn	4/21/17
Walks	2	at Auburn	4/21/17
Strikeouts	5	at Auburn	4/21/17

DENTON'S CAREER APPEARANCES

Marshall Denton 2019 Game-By-Game (R-Sophomore)
(9 Appearances, 2 Starts)

Date	Opponent	IP	H	R-ER	BB	K	Result
2/16/19	Eastern Illinois-1	1.0	1	0-0	0	1	ND
2/16/19	Eastern Illinois-2	1.0	1	0-0	0	0	ND
2/23/19	at USC	0.0	1	1-1	0	0	L, 0-1
3/2/19	Stony Brook	1.0	1	0-0	0	1	ND
3/9/19	Louisiana Tech	0.2	0	0-0	0	1	ND
3/13/19	Western Illinois*	3.0	2	0-0	0	3	W, 1-1
3/20/19	at #9 Texas*	2.0	1	0-0	1	1	ND
3/22/19	at Alabama	0.1	1	0-0	0	0	ND
3/26/19	at Missouri St.	0.2	3	1-1	0	1	ND
TOTALS	9 G, 2 GS	9.2	11	2-2	1	8	1-1

Marshall Denton 2017 Game-By-Game (Freshman)
(7 Appearances, 0 Starts)

Date	Opponent	IP	H	R-ER	BB	K	Result
2/25/17	Bryant	0.1	0	0-0	0	0	ND
3/4/17	vs. Nebraska	0.1	0	0-0	1	0	ND
3/7/17	ULM	1.0	2	0-0	0	2	ND
3/16/17	Alcorn State	1.0	0	0-0	0	1	ND
4/4/17	Grand Canyon	1.0	0	0-0	0	1	ND
4/18/17	Memphis	1.0	0	0-0	0	1	ND
4/21/17	at Auburn	5.2	7	5-5	2	5	ND
4/25/17	vs. Kansas State	0.0	1	1-1	0	0	ND
TOTALS	8 G, 0 GS	10.1	10	6-6	3	10	0-0

2019 HIGHLIGHTS

- Made his first appearance since 2017 against Eastern Illinois (Feb. 16), throwing a scoreless inning and striking out one.
- Came out of the bullpen again later in the day as part of game two of the doubleheader against Eastern Illinois (Feb. 16) and, again, threw a scoreless frame, giving up one hit.
- Completed his first career start against Western Illinois (March 13), throwing three scoreless innings with three strikeouts, earning the victory.
- Made the start against No. 9 Texas (March 20), pitching two scoreless innings with one hit allowed.

#20 ELIJAH TREST • FR • RHP • 6-3 • 205

CAREER HIGHS

Category	High	Opponent (Last)	Date
Innings	1.0	3x (at Alabama)	3/22/19
Longest Start	--	--	--
Shortest Start	--	--	--
Longest Relief	1.0	3x (at Alabama)	3/22/19
Hits	2	Western Illinois	3/13/19
Runs	1	Western Illinois	3/13/19
Earned Runs	1	Western Illinois	3/13/19
Walks	1	at Missouri St.	3/26/19
Strikeouts	3	Louisiana Tech	3/10/19

TREST'S CAREER APPEARANCES

Elijah Trest 2019 Game-By-Game (Freshman)
(5 Appearances, 0 Starts)

Date	Opponent	IP	H	R-ER	BB	K	Result
3/10/19	Louisiana Tech	1.0	0	0-0	0	3	ND
3/13/19	Western Illinois	1.0	2	1-1	0	0	ND
3/20/19	at #9 Texas	1.2	2	3-3	3	2	L, 0-1
3/22/19	at Alabama	1.0	0	0-0	0	0	ND
3/26/19	at Missouri St.	0.0	1	0-0	1	0	ND
TOTALS	4 G, 0 GS	4.2	4	4-4	0	5	0-1

2019 HIGHLIGHTS

- Made his collegiate debut against Memphis (Feb. 27), throwing one inning and allowing one run on one hit.

#33 PATRICK WICKLANDER • FR • LHP • 6-1 • 175

#44 COLLIN TAYLOR • FR • RHP • 5-11 • 220

SEASON HIGHS

Category	High	Opponent (Last)	Date
Innings	5.0	2x (Western Illinois)	3/12/19
Longest Start	5.0	2x (Western Illinois)	3/12/19
Shortest Start	3.0	Memphis	2/27/19
Longest Relief	2.1	Eastern Illinois	2/17/19
Hits	5	at No. 9 Texas	3/19/19
Runs	4	at No. 9 Texas	3/19/19
Earned Runs	4	at No. 9 Texas	3/19/19
Walks	3	2x (at Alabama)	3/23/19
Strikeouts	8	2x (Western Illinois)	3/12/19

SEASON HIGHS

Category	High	Opponent (Last)	Date
Innings	5.0	2x (Western Illinois)	3/12/19
Longest Start	5.0	2x (Western Illinois)	3/12/19
Shortest Start	3.0	Memphis	2/27/19
Longest Relief	2.1	Eastern Illinois	2/17/19
Hits	5	at No. 9 Texas	3/19/19
Runs	4	at No. 9 Texas	3/19/19
Earned Runs	4	at No. 9 Texas	3/19/19
Walks	3	2x (at Alabama)	3/23/19
Strikeouts	8	2x (Western Illinois)	3/12/19

WICKLANDER'S CAREER APPEARANCES

Patrick Wicklander 2019 Game-By-Game (Freshman)
(10 Appearances, 5 Starts)

Date	Opponent	IP	H	R-ER	BB	K	Result
2/17/19	Eastern Illinois	2.1	2	1-1	0	4	ND
2/21/19	at USC	0.0	0	0-0	2	0	ND
2/23/19	at USC	2.0	2	2-2	0	2	L, 0-1
2/27/19	Memphis*	3.0	3	2-2	1	4	ND
3/2/19	Stony Brook	1.0	0	0-0	2	3	ND
3/6/19	Charlotte*	5.0	1	0-0	3	8	W, 1-1
3/12/19	Western Illinois*	5.0	1	0-0	1	8	W, 2-1
3/19/19	at #9 Texas*	4.0	5	4-4	1	3	ND
3/23/19	at Alabama	0.0	0	3-3	3	0	ND
3/26/19	at Missouri St.*	2.0	0	0-0	0	5	ND
TOTALS	10 G, 5 GS	24.1	14	12-12	13	37	2-1

2019 HIGHLIGHTS

- Struck out four batters in his first career appearance (vs. Eastern Illinois), including striking out the side in his first inning on 10 pitches.
- Made two appearances at USC, throwing 2.0 innings and giving up two earned runs with two strikeouts.
- Made his first career start against Memphis (Feb. 27), throwing a season-high three innings and striking out four batters for the second time.
- Had his best outing against Charlotte (March 6), going a season-long five innings and allowing only one hit and striking out a season-high eight.
- Matched that best outing the next week against Western Illinois, earning his second victory and walking only one.
- Faced six batters in his fifth start of the year against Missouri St. (March 26) and struck out the final five batters he faced.

TAYLOR'S CAREER APPEARANCES

Collin Taylor 2019 Game-By-Game (Freshman)
(2 Appearances, 0 Starts)

Date	Opponent	IP	H	R-ER	BB	K	Result
3/20/19	at #9 Texas	0.1	0	0-0	1	0	ND
3/23/19	at Alabama	1.0	1	1-1	1	0	ND
TOTALS	2 G, 0 GS	1.1	1	1-1	2	0	0-0

2019 HIGHLIGHTS

- Made his DI debut at No. 9 Texas (March 20), working just 0.1 innings and walking one.
- Made his SEC debut at Alabama (March 23), giving up only one run over 1.0 inning with one hit allowed.

#24 DOMINIC FLETCHER • JR • CF • 5-9 • 175

CAREER HIGHS

Category	High	Opponent (Last)	Date
Hits	4	vs. Texas Tech	6/20/18
Runs	3	2x (vs. Florida)	5/27/17
Doubles	2	at No. 9 Texas	3/19/19
Triples	1	2x (at No. 13 Georgia)	5/17/18
Home Runs	1	27x (at Alabama)	3/124/19
RBlS	5	2x (vs. South Carolina)	5/23/18
Walks	3	at San Diego State	2/24/18
Stolen Bases	1	3x (Stony Brook)	3/1/19

SEASON HIGHS

Category	High	Opponent (Last)	Date
Hits	3	2x (at Alabama)	3/24/19
Runs	2	4x (at Missouri St.)	3/26/19
Doubles	2	at No. 9 Texas	3/19/19
Triples	--	--	--
Home Runs	1	4x (at Alabama)	3/24/19
RBlS	3	2x (at Alabama)	3/24/19
Walks	2	2x (Western Illinois)	3/13/19
Stolen Bases	1	Stony Brook	3/1/19

2019 HIGHLIGHTS

- Went 2-for-4 in game two against Eastern Illinois (Feb. 16) with two RBIs and two runs scored.
- Finished the EIU series with three hits and three RBIs, including one double.
- Hit the go-ahead home run in the top of the 10th inning against USC (Feb. 23), his only hit of the game and was his first home run of the year.
- Turned in his second multi-RBI game of the season after hitting a two-run home run in the seventh inning against Charlotte (March 6), his second home run of the year.
- Picked up a season-high three hits against Louisiana Tech (March 9), his third multi-hit game of the season.
- Drove in a season-high three RBIs against Western Illinois (March 13), two off a hard-hit double into the wind in centerfield.
- Finished the series at No. 9 Texas with three doubles, two coming in a career-high day on March 19 that helped Arkansas to an 11-4 win.
- Hit .429 in the series win over Alabama with two home runs and five RBIs, helping the Razorbacks win their first conference road series since 2017.
- Tied a season-high with three hits in Sunday's win over the Tide, driving in three runs, including hitting a home run.
- Also hit a solo home run in the series opener against Alabama (March 22) and now has four long balls on the year, tying for second on the team, 26 for his career.
- Went 3-for-9 (.333) in the midweek series at No. 9 Texas, including a 2-for-4 night with a career-high two doubles in the game one win (March 19).
- His 11 doubles for the year ties for second in the SEC and all three of his hits against Texas went for doubles.

#18 HESTON KJERSTAD • SO • OF • 6-3 • 200

CAREER HIGHS

Category	High	Opponent (Last)	Date
Hits	4	Western Illinois	3/12/19
Runs	3	5x (at Alabama)	3/24/19
Doubles	2	at No. 2 Florida	3/25/18
Triples	1	Western Illinois	3/12/19
Home Runs	2	2x (Oral Roberts)	6/1/18
RBlS	4	4x (at Alabama)	3/22/19
Walks	2	4x (No. 25 South Carolina)	6/11/18
Stolen Bases	1	5x (Missouri)	3/15/19

SEASON HIGHS

Category	High	Opponent (Last)	Date
Hits	4	Western Illinois	3/12/19
Runs	3	2x (at Alabama)	3/24/19
Doubles	1	4x (at Alabama)	3/24/19
Triples	1	Western Illinois	3/12/19
Home Runs	1	5x (Missouri St.)	3/26/19
RBlS	4	at Alabama	3/22/19
Walks	1	7x (Missouri St.)	3/26/19
Stolen Bases	1	3x (Missouri)	3/15/19

2019 HIGHLIGHTS

- Has notched one hit in 15 of 21 games this year, including back-to-back three-hit games in the final two games of the Louisiana Tech series (March 9-10).
- Hit a two-run home run on Opening Day against Eastern Illinois (Feb. 16), his 15th home run of his career.
- Broke out of a .214 slump to go 7-for-18 (.389) against Stony Brook with two runs scored, two doubles and four RBIs.
- Went 3-for-4 in game two against Stony Brook (March 1), his first three-hit game of the year.
- Finished the Louisiana Tech series 6-for-12 (.500) with two RBIs, two runs scored and a stolen base.
- Went a perfect 4-for-4 against Western Illinois (March 12) falling just a double short of the cycle. The four hits was a career-high.
- Hit a 435-foot home run in game one against No. 9 Texas (March 19), his third home run of the year.
- Tallied two three-hit games against Alabama, including a four-RBI day in game one (March 22), tying a career high.
- Had one of Arkansas' three home runs in the game one win over the Tide, his fourth of the year.
- Followed that with a solo blast on Tuesday at Missouri State (March 26), tying him for the team lead with five homers.

#15 CASEY MARTIN • SO • INF • 5-11 • 175
CAREER HIGHS

Category	High	Opponent (Last)	Date
Hits	4	3x (vs No. 1 Florida)	6/22/18
Runs	3	4x (Memphis)	2/27/19
Doubles	1	23x (Western Illinois)	3/13/19
Triples	--	--	--
Home Runs	2	2x (vs. South Carolina)	5/23/18
RBI's	6	Dayton	2/28/18
Walks	3	ULM	4/3/18
Stolen Bases	2	Dayton	3/1/18

SEASON HIGHS

Category	High	Opponent (Last)	Date
Hits	3	Eastern Illinois	2/16/19
Runs	3	Memphis	2/27/19
Doubles	1	9x (Western Illinois)	3/13/19
Triples	--	--	--
Home Runs	1	5x (at Alabama)	3/24/19
RBI's	3	3x (Louisiana Tech)	3/10/19
Walks	2	2x (Louisiana Tech)	3/10/19
Stolen Bases	1	7x (at Alabama)	3/24/19

2019 HIGHLIGHTS

- Started the season on a nine-game hit streak, before having it snapped in the series finale against Stony Brook (March 2). Had three multi-hit games during that streak.
- Went 3-for-6 on Opening Day against Eastern Illinois (Feb. 16), one less than his career high.
- Had a bases-clearing double in the second inning of game one against USC (Feb. 21), driving in three of Arkansas' six runs in the game.
- Now has nine doubles this season, tying for ninth in the SEC.
- Hit his first home run of the year in game two vs. USC (Feb. 22), part of a 2-for-4 day, his team-leading third multi-hit game of the year.
- The two-run home run pushed Arkansas ahead 5-4 in the fourth inning and landed well beyond the tall screen beyond the left field wall at Dedeaux Field.
- Notched back-to-back three-RBI games against Louisiana Tech (March 9-10), including a home run in each game, one an inside-the-park home run.
- Hit a home run in three-straight games against Louisiana Tech (March 9-10) and Western Illinois (March 12), giving him four for the season, which ties for the team lead.
- Hitting .286 (4-for-14) over the last three games, but has a home run during that span, his fifth of the year which ties for the team lead.
- Hit his fifth home run on the second pitch of the game against Alabama (March 24), part of a 2-for-6 day to help Arkansas to the series win.

#8 JORDAN MCFARLAND • JR • INF • 6-3 • 220
CAREER HIGHS

Category	High	Opponent (Last)	Date
Hits	3	2x (Alabama)	4/29/18
Runs	5	Bucknell	2/17/18
Doubles	1	3x (at No. 4 Ole Miss)	3/30/18
Triples	--	--	--
Home Runs	2	Kent State	3/11/18
RBI's	5	Kent State	3/11/18
Walks	3	No. 13 Auburn	4/7/18
Stolen Bases	1	3x (Eastern Illinois)	2/16/19

SEASON HIGHS

Category	High	Opponent (Last)	Date
Hits	2	Eastern Illinois	2/16/19
Runs	2	Eastern Illinois	2/16/19
Doubles	--	--	--
Triples	--	--	--
Home Runs	--	--	--
RBI's	3	Eastern Illinois	2/16/19
Walks	1	2x (Stony Brook)	3/2/19
Stolen Bases	1	Eastern Illinois	2/16/19

2019 HIGHLIGHTS

- Went 2-for-4 at the plate in his first appearance of the year vs. Eastern Illinois (Feb. 16), starting at DH.
- Drove in three runs in that game along with notching a walk and a stolen base.

CAREER HIGHS

Category	High	Opponent (Last)	Date
Hits	2	3x (Eastern Illinois)	2/16/19
Runs	2	5x (Louisiana Tech)	3/10/19
Doubles	1	4x (at USC)	2/23/19
Triples	--	--	--
Home Runs	--	--	--
RBI's	3	Eastern Illinois	2/16/19
Walks	3	Charlotte	3/6/19
Stolen Bases	1	4x (Louisiana Tech)	3/10/19

SEASON HIGHS

Category	High	Opponent (Last)	Date
Hits	2	Eastern Illinois	2/16/19
Runs	2	3x (Louisiana Tech)	3/10/19
Doubles	1	2x (at USC)	2/23/19
Triples	--	--	--
Home Runs	--	--	--
RBI's	3	Eastern Illinois	2/16/19
Walks	3	Charlotte	3/6/19
Stolen Bases	1	4x (Louisiana Tech)	3/10/19

2019 HIGHLIGHTS

- Drove in a career-high three RBI's in game one against EIU (Feb. 16), two coming from a double in the fourth inning, his second hit of the frame.
- Walked a career-high three times against Charlotte (March 6).
- Hit the walk-off single in the bottom of the ninth against Missouri (March 17), his only hit of the series.

CAREER HIGHS

Category	High	Opponent (Last)	Date
Hits	3	at Alabama	3/22/19
Runs	3	2x (Louisiana Tech)	3/10/19
Doubles	1	5x (at No. 9 Texas)	3/20/19
Triples	1	2x (Louisiana Tech)	3/10/19
Home Runs	2	Stony Brook	3/2/19
RBI's	5	Stony Brook	3/2/19
Walks	2	6x (Stony Brook)	3/1/19
Stolen Bases	2	Stony Brook	3/1/19

SEASON HIGHS

Category	High	Opponent (Last)	Date
Hits	3	at Alabama	3/22/19
Runs	3	2x (Louisiana Tech)	3/10/19
Doubles	1	2x (at No. 9 Texas)	3/20/19
Triples	1	2x (Louisiana Tech)	3/10/19
Home Runs	2	Stony Brook	3/2/19
RBI's	5	Stony Brook	3/2/19
Walks	2	3x (Stony Brook)	3/1/19
Stolen Bases	2	Stony Brook	3/1/19

2019 HIGHLIGHTS

- Recorded his first multi-hit game of the year on Opening Day against EIU (Feb. 16), going 2-for-4 with two RBI's, one double and one home run.
- The home run was his first of his career and travelled 407 feet beyond the right field bullpen.
- Tallied three RBI's in game two against USC (Feb. 22), two coming from a triple.
- Provided the insurance RBI later in the game in the ninth inning of game two against USC (Feb. 22) with a single down the right field line, scoring Curtis Washington, Jr.
- Recorded his first multi-home run game of his career after going deep in back-to-back at-bats against Stony Brook (March 2), part of a 2-for-4 day with three runs scored and a career-high five RBI's.
- Picked up his second triple of the season, part of a 2-for-3 day against Louisiana Tech (March 10).
- Finished the series against the Bulldogs, 4-for-10 (.400) with three runs scored and one RBI.
- Went 3-for-5 in the series opener against Alabama (March 22), a career-high in hits, his sixth multi-hit game of the year.
- Upped his multi-hit performances to seven with a 2-for-5 ballgame at Missouri State (March 26) with an RBI and a run scored, his 19th RBI of the year.

#4 TREVOR EZELL • R-SR • INF • 5-8 • 200

CAREER HIGHS

Category	High	Opponent (Last)	Date
Hits	4	7x (at Tennessee Tech)	4/29/18
Runs	5	2x (Eastern Illinois)	4/17/16
Doubles	2	5x (at Alabama)	3/24/19
Triples	1	14x (Stony Brook)	3/1/19
Home Runs	1	19x (Charlotte)	3/6/19
RBlS	4	4x (Bowling Green)	2/25/18
Walks	3	7x (at USC)	2/22/19
Stolen Bases	3	SIUE	4/2/16

SEASON HIGHS

Category	High	Opponent (Last)	Date
Hits	3	2x (Memphis)	2/27/19
Runs	3	Eastern Illinois	2/16/19
Doubles	2	2x (at Alabama)	3/24/19
Triples	1	Stony Brook	3/1/19
Home Runs	1	3x (Charlotte)	3/6/19
RBlS	3	2x (Stony Brook)	3/2/19
Walks	3	at USC	2/22/19
Stolen Bases	2	2x (Memphis)	2/27/19

2019 HIGHLIGHTS

- Made his Razorback debut, starting at first base in all three games against Eastern Illinois, and led the team with a 5-for-10 (.500) combined performance at the plate.
- Went 3-for-4 in the first game of the season with two doubles and one home run in the 15-7 win. His home run in the third inning was Arkansas' first homer of the year.
- Now is an astounding 21-for-44 (.477) in 12 games at the plate against the Panthers dating back to his four years at SE Missouri State.
- Walked three times in the only game he didn't get a hit, scoring two runs against USC (Feb. 22).
- Leads the team with seven stolen bases on the year, good for eighth in the SEC.
- Hit his third home run of the year against Charlotte (March 6), part of a 1-for-3 day with two runs scored.
- Notched multi-hit games against No. 9 Texas (March 20) and Alabama (March 24), giving him eight multi-hit games this year.
- Has driven in nine runs in games where he's had two or more hits this year.

#5 JACOB NESBIT • R-FR • INF • 6-0 • 175

SEASON HIGHS

Category	High	Opponent (Last)	Date
Hits	3	at No. 9 Texas	3/20/19
Runs	2	at No. 9 Texas	3/19/19
Doubles	1	3x (at Alabama)	3/22/19
Triples	--	--	--
Home Runs	1	at Alabama	3/22/19
RBlS	3	2x (at Alabama)	3/22/19
Walks	1	9x (at No. 9 Texas)	3/19/19
Stolen Bases	1	4x (at Alabama)	3/24/19

2019 HIGHLIGHTS

- Has started all 25 games at third base and is hitting a team-leading .337 with 28 hits, 20 RBIs and 17 runs scored.
- Combined to go 4-for-8 (.500) in the first two games of the season vs. EIU (Feb. 16), including driving in three in game two of the DH.
- Finished the Louisiana Tech series (March 8-10) 4-for-10 (.400) with two runs scored and two RBIs.
- Hit .421 (8-for-19) over the last five games, the second-best average on the team for the week.
- Is currently on a team-best 14-game hitting streak and 21-game reached base streak. The hit streak dates back to March 6 against Charlotte.
- Tallied his first three-hit game of his career when he went 3-for-4 with two RBIs in a 7-6 loss at No. 9 Texas (March 20).
- Tied his career high with three RBIs in the game one win over Alabama (March 22) and finished the week with seven runs driven in.
- Hit his first career home run on Friday against Alabama, becoming the eighth different Razorback to hit at least one home run this season.
- Has seen his batting average rise from .235 to .346 over the course of his hit streak and has tallied five multi-hit games during the same span.
- All three of his doubles this season came in the last week.

SEASON HIGHS

Category	High	Opponent (Last)	Date
Hits	3	2x (Charlotte)	3/6/19
Runs	2	3x (Stony Brook)	3/2/19
Doubles	1	3x (Charlotte)	3/6/19
Triples	1	Charlotte	3/6/19
Home Runs	1	3x (at No. 9 Texas)	3/19/19
RBI's	4	at No. 9 Texas	3/19/19
Walks	3	at USC	2/22/19
Stolen Bases	2	at USC	2/21/19

2019 HIGHLIGHTS

- Went 2-for-5 in his first career start (vs. EIU - Feb. 16), driving in three RBI's and hitting his first career home run.
- Went 3-for-7 at the plate against the Trojans, but reached base a total of seven times adding four walks to his weekend.
- Reached base three times in four plate appearances in game one against USC (Feb. 21) via walk.
- It currently ties with Trevor Ezell for the most walks in a game this season by a Razorback.
- Hit a key two-run double in the sixth inning of game two to put Arkansas up by three, one of two doubles he hit this weekend.
- Tallied his second multi-hit game of the year in game three, providing an RBI double in the second inning and an RBI single in the seventh, Arkansas' first two runs of the game.
- Nearly hit for the cycle against Charlotte (March 6), falling a home run shy in a 3-for-4 game, his second three-hit game of the year.
- Has been, arguably, Arkansas' best hitter in the lineup with two outs as he's hitting .318 and has driven in 10 RBI's with two away.
- Hit Arkansas' first grand slam of the season in the second inning against No. 9 Texas (March 19), becoming the first Razorback with a four-RBI game this season.

SEASON HIGHS

Category	High	Opponent (Last)	Date
Hits	3	at Alabama	3/22/19
Runs	2	at Alabama	3/22/19
Doubles	2	Missouri	3/15/19
Triples	--	--	--
Home Runs	--	--	--
RBI's	2	at Missouri St.	3/26/19
Walks	1	5x (at Alabama)	3/24/19
Stolen Bases	1	4x (at Missouri St.)	3/26/19

2019 HIGHLIGHTS

- Went 2-for-4 in his first career start as a Razorback (vs. EIU - Feb. 16), driving in one run and scoring one.
- Provided the winning pinch-hit single to defeat Western Illinois (March 13) in eight innings.
- Recorded two multi-hit games in the Missouri series (March 15-17), his first multi-hit game since the season-opener against Eastern Illinois (Feb. 16).
- Has totaled two hits or more in five of his last eight games, including a 2-for-5 game in the series opener at No. 9 Texas (March 19), while driving in one run.
- Tallied a career-high three hits in the series-opening win over Alabama (March 22), including one double and two runs scored.



QUICK FACTS

GENERAL INFORMATION

Location..... Fayetteville, Arkansas
 Founded.....1871
 Enrollment..... 27,558
 Nickname..... Razorbacks
 School Colors..... Cardinal (PMS 201) and White
 Conference..... Southeastern (Western Division)
 System President..... Dr. Donald R. Bobbitt (Arkansas, 1980)
 Chancellor.....Dr. Joseph E. Steinmetz (Central Michigan, 1977)
 Athletic Director.....Hunter Yurachek (Guilford College, 1990)
 Faculty Athletic Rep.....Gerald Jordan (Arkansas, 1970)
 Athletics Website..... ArkansasRazorbacks.com
 Ticket Office Phone.....1-800-982-HOGS
 Athletic Department Phone.....(479) 575-6533

COACHING STAFF

Head Coach.....Dave Van Horn (Arkansas, 1988)
 Record at Arkansas..... 643-364 (16 seasons, .639)
 Overall Division I Record..... 963-521 (24 seasons, .649)
 Overall as a Head Coach.....1,228-604 (30 seasons, .670)
 Van Horn's DI Postseason App. (Total/at UA)..... 19/15
 Van Horn's College World Series Appearances..... 7
 (Neb: 2001, 2002; Ark: 2004, 2009, 2012, 2015, 2018)
 Hitting Coach/Recruiting Coordinator.....
Nate Thompson (Dallas Baptist, 2006)
 Pitching Coach..... Matt Hobbs (Missouri, 2002)
 Volunteer Assistant Coach.....Taylor Smart (Tennessee, 2017)
 Student Asst. Coach.....Jared Gates
 Harrison Heffley
 Dir. of Baseball Operations.....Clay Goodwin (Arkansas, 2005)
 Athletic Trainer..... Corey Wood (East Carolina, 2008)
 Strength & Conditioning...Blaine Kinsley (Lenoir-Rhyne, 2010)
 Director of Video and Scouting.....Zach Barr
 Graduate Managers.....Doug Willey, Phil Cebuhar
 Managers.....Sean O'Neil
 Cale Petrie
Hayden Sutton
Chandler Tolbert

HISTORY

Years of Varsity Baseball at Arkansas.....96
 (1897, 1901-03, 05, 08-16, 19-20, 22-29, 47-18)
 All-Time Program Record..... 2,196-1,384-6 (.612)
 All-Time Conference Record/Years..... SEC: 397-383 (.509)/27
 SWC: 264-205 (.563)/24
 Combined: 661-588 (.529)/51
 Conference Titles/Years..... SEC Overall: 2/1999, 2004
 SEC Western Division: 4/1999, 2004, 2007, 2011, 2018
 SWC: 2/1989, 1990
 Conference Tournament Record/Years..... SEC: 33-40 (.452)/23
 SWC: 18-25 (.419)/14
 Combined: 51-65 (.440)/37
 Conference Tournament Titles/Years..... SEC: None
 SWC: 1/1985
 NCAA Postseason Appearances.....30
 (1973, 79-80, 83, 85-90, 95-96, 98-99, 2002-15, 2017, 2018)
 NCAA Postseason Record..... 83-66 (.557)
 College World Series Appearances.....9
 (1979, 1985, 1987, 1989, 2004, 2009, 2012, 2015, 2018)
 College World Series Record..... 15-18 (.455)
 NCAA Super Regional Appearances.....7
(2002, 2004, 2009, 2010, 2012, 2015, 2018)
 NCAA Super Regional Record.....11-7 (.600)
 NCAA Regional Appearances.....29
 NCAA Regional Record.....57-41 (.568)
 Overall NCAA Regional Hosts..... 7 (1999, 2004, 2006, 2007, 2010,
 2017, 2018)
 Best NCAA Finish..... 1979 and 2018 National Runner-up

GAME CREDENTIALS

Members of the media should contact John Thomas to request individual game credentials for Razorback home games. Credential requests should be made no later than noon (CT) the day before the scheduled contest and should be directed by e-mail to John Thomas. Credential requests for away games should be made to the communications contact of the home team. Only fully accredited personnel directly involved in the coverage of the game will be admitted. Credentials are non-transferable.

INTERVIEW POLICIES

Please direct all requests for interviews with coaches and players to John Thomas. For home SEC weekends, Coach Dave Van Horn will hold his weekly press conference on Thursday with players and assistant coaches available following Thursday's practice. On road SEC weekends, Coach Van Horn will hold his weekly press conference on Wednesday with players and assistant coaches available following Wednesday's practice. Players are not available for interviews on gamedays, except for post-game interviews. Post-game press conferences are held in the indoor Pitching Development Center located down the third base line. Coach Van Horn and two or three most requested Razorback players will address the media. In the event of a doubleheader, the only Arkansas player available between games for interviews is the starting pitcher of game one. The Arkansas clubhouse is off limits to the media at all times.

E-MAIL UPDATES

Members of the media may request to be added to the Arkansas communications baseball e-mail group. Subscribers will receive game notes, game stories and other information. To subscribe, send a request to John Thomas. Please identify yourself and your organization in your request as this service is only available to members of the media.

GAMEDAY MEDIA SERVICES

The Arkansas communications staff provides scorecards, rosters, updated statistics and results for each team in the Baum Stadium press box prior to home games. Box scores, play-by-play and any postgame notes are disseminated approximately 10 minutes after the conclusion of the game. An Associated Press-style game story is also produced by the communications office. Members of the media may request these stories be sent to their organization via e-mail by contacting a member of the communications office.

WIRELESS INTERNET

The Baum Stadium press box is equipped with wireless internet for use by the media. Media members should log on to the "UARK Media" network by using a password that will be provided at the stadium.

GAMEDAY LIVE STATS

Live in-game stats will be provided at <http://arkansas.statbroadcast.com>.

FACILITIES/PARKING

The Arkansas baseball team conducts all games at Baum-Walker Stadium at George Cole Field. Baum Stadium is located just off Razorback Road south of Martin Luther King, Jr., Boulevard. There is space for media parking on game day. Only cars with a parking credential will be allowed access to the parking lot.

PHOTOGRAPHERS

No cameras are allowed on the Baum Stadium playing surface during games. Photographers are encouraged to use the photo wells at the end of each dugout and behind home plate.

ARKANSAS ATHLETIC COMMUNICATIONS

The University of Arkansas athletic communications office is located on the main floor of Bud Walton Arena behind the Hog Heaven Store with office hours from 8 a.m. to 5 p.m., Monday through Friday. You can often reach us at Bud Walton after hours, but if not, please leave a message on our voice mail system.

Office: 479-575-2751 | Cell: 479-313-2564
 Fax: 479-575-7481 | Press Row: 479-575-6622

Mailing Address
 Razorbacks Communications
 P.O. Box 7777
 Fayetteville, AR 72702-7777



|| 2019 SCHEDULE AND RESULTS

	Opponent	Score	WP	LP	SV	Attend	Time
FEBRUARY							
16	Eastern Illinois-1	W, 15-7	I. Campbell (1-0)	T. Jones (0-1)	--	--	3:11
	Eastern Illinois-2	W, 12-3	K. Ramage (1-0)	M. YaSenka (0-1)	--	8838	3:10
17	Eastern Illinois	W, 3-2	M. Cronin (1-0)	B. Malatestinic (0-1)	--	7382	2:49
21	at USC	W, 6-3	K. Ramage (2-0)	Q. Longrie (0-1)	M. Cronin (1)	377	3:28
22	at USC	W, 8-6	I. Campbell (2-0)	K. Hurt (0-1)	M. Cronin (2)	994	2:52
23	at USC	L, 6-4 (10 inn.)	C. Clarke (2-0)	M. Denton (0-1)	--	799	3:19
27	Memphis	W, 10-3	Z. Vermillion (1-0)	D. Denz (0-1)	--	6990	3:10
MARCH							
1	Stony Brook-1	W, 3-1	I. Campbell (3-0)	G. Marino (1-2)	M. Cronin (3)	--	2:17
	Stony Brook-2	W, 4-3	K. Ramage (3-0)	B. Herrmann (1-1)	J. Kostyshock (1)	7234	2:42
3	Stony Brook	W, 15-7	Z. Vermillion (2-0)	N. DeGennaro (0-1)	--	8117	3:35
5	Charlotte			CANCELLED			.
6	Charlotte	W, 9-2	P. Wicklander (1-1)	R. Czanstkowski (0-1)	--	6976	2:45
8	Louisiana Tech	W, 4-2	K. Kopps (1-0)	K. Griffen (2-2)	M. Cronin (4)	8246	3:05
9	Louisiana Tech	L, 12-7	J. Kostyshock (0-1)	L. Robbins (1-0)	B. Smith (2)	9272	3:36
10	Louisiana Tech	W, 11-0	C. Scroggins (1-0)	L. Bailey (1-2)	--	7572	3:03
12	Western Illinois	W, 8-0	P. Wicklander (2-1)	A. Dorethy (0-3)	--	6926	2:45
13	Western Illinois	W, 11-1 (8 inn.)	M. Denton (1-1)	J. Foy (0-3)	--	6869	3:13
15	Missouri*	W, 2-0	I. Campbell (4-0)	J. Cantleberry (2-1)	M. Cronin (5)	8150	2:37
16	Missouri*	W, 4-3	K. Ramage (4-0)	TJ Sikkema (2-1)	M. Cronin (6)	9521	2:39
17	Missouri*	W, 3-2	J. Kostyshock (1-1)	C. Dulle (1-2)	--	9281	2:28
19	at #9 Texas	W, 11-4	K. Ramage (5-0)	J. Neely (0-1)	--	6208	2:39
20	at #9 Texas	L, 7-6	T. Stevens (2-1)	E. Trest (0-1)	C. Quintanilla (4)	6260	3:53
22	at Alabama*	W, 12-3	I. Campbell (5-0)	S. Finnerty (4-2)	--	4060	2:50
23	at Alabama*	L, 10-0	B. Love (3-0)	C. Noland (0-1)	--	4317	2:45
24	at Alabama*	W, 10-2	C. Scroggins (2-0)	W. Freeman (2-2)	--	3687	2:58
26	at Missouri St.	W, 8-2	Z. Vermillion (3-0)	H. Juenger (0-2)	--	2457	3:12
29	Ole Miss*	--	Baum Stadium	--	ESPNU	--	8 p.m.
30	Ole Miss*	--	Baum Stadium	--	SEC Network	--	3 p.m.
31	Ole Miss*	--	Baum Stadium	--	SECN+	--	1:30 p.m.
APRIL							
2	Little Rock	--	Baum Stadium	--	SECN+	--	6:30 p.m.
4	at Auburn*	--	Auburn, Ala.	--	ESPNU	--	6:30 p.m.
5	at Auburn*	--	Auburn, Ala.	--	SECN+	--	6 p.m.
6	at Auburn*	--	Auburn, Ala.	--	SECN+	--	2 p.m.
9	Oral Roberts	--	Baum Stadium	--	SECN+	--	6:30 p.m.
12	at Vanderbilt*	--	Nashville, Tenn.	--	SEC Network	--	7 p.m.
13	at Vanderbilt*	--	Nashville, Tenn.	--	ESPNU	--	8 p.m.
14	at Vanderbilt*	--	Nashville, Tenn.	--	SECN+	--	1 p.m.
16	Arkansas-Pine Bluff	--	Baum Stadium	--	SECN+	--	6:30 p.m.
18	Mississippi State*	--	Baum Stadium	--	ESPNU	--	8 p.m.
19	Mississippi State*	--	Baum Stadium	--	SECN+	--	6:30 p.m.
20	Mississippi State*	--	Baum Stadium	--	SECN+	--	2 p.m.
23	Northwestern State	--	Baum Stadium	--	SECN+	--	6:30 p.m.
24	Northwestern State	--	Baum Stadium	--	SECN+	--	3 p.m.
26	Tennessee*	--	Baum Stadium	--	SECN+	--	6:30 p.m.
27	Tennessee*	--	Baum Stadium	--	SECN+	--	6:30 p.m.
28	Tennessee*	--	Baum Stadium	--	SEC Network	--	4 p.m.
30	Grambling State--	--	North Little Rock, Ark.	--	--	--	6:30 p.m.
MAY							
3	at Kentucky*	--	Lexington, Ky.	--	SECN+	--	5:30 p.m.
4	at Kentucky*	--	Lexington, Ky.	--	SECN+	--	1 p.m.
5	at Kentucky*	--	Lexington, Ky.	--	SECN+	--	Noon
9	LSU*	--	Baum Stadium	--	ESPNU	--	6:30 p.m.
10	LSU*	--	Baum Stadium	--	SECN+	--	6:30 p.m.
11	LSU*	--	Baum Stadium	--	ESPN2	--	1 p.m.
16	at Texas A&M*	--	College Station, Texas	--	SECN+	--	6:30 p.m.
17	at Texas A&M*	--	College Station, Texas	--	SECN+	--	6:30 p.m.
18	at Texas A&M*	--	College Station, Texas	--	SECN+	--	2 p.m.



ZACK GREGORY
Fr. • 5-10 • 175 • L/R
INF • Keller, Texas



TREVOR EZELL
R-Sr. • 5-8 • 200 • S/R
INF • Bryant, Ark.




JACOB NESBIT
R-Fr. • 6-0 • 170 • R/R
INF • Coppell, Texas



JACK KENLEY
Jr. • 6-0 • 180 • L/R
INF • Germantown, Tenn.




JORDAN MCFARLAND
Jr. • 6-3 • 210 • R/R
INF/OF • Waterloo, Ill.




MATT GOODHEART
So. • 6-1 • 180 • L/R
INF/OF • Magnolia, Ark.




CASEY OPITZ
So. • 5-11 • 175 • S/R
C/UTL • Centennial, Colo.




CONNOR NOLAND
Fr. • 6-2 • 215 • R/R
RHP • Greenwood, Ark.




CALEB DENNY
Fr. • 6-2 • 180 • L/R
INF • Owasso, Okla.




CASEY MARTIN
So. • 5-11 • 175 • R/R
INF • Lonoke, Ark.




ANDREW STANLEY
Fr. • 5-9 • 180 • R/R
C • Searcy, Ark.




TREY HARRIS
Fr. • 5-10 • 165 • R/R
OF • Little Rock, Ark.




HESTON KJERSTAD
So. • 6-3 • 200 • L/R
OF • Amarillo, Texas




COBY BOULWARE
So. • 5-9 • 170 • R/R
INF • Anthem, Ariz.



ELIJAH TREST
Fr. • 6-3 • 205 • L/R
RHP • White Oak, Texas




JACOB BURTON
Fr. • 6-0 • 195 • R/R
RHP • Diana, Texas



CURTIS WASHINGTON, JR.
Fr. • 6-2 • 175 • R/R
OF/INF • West Memphis, Ark.




DOMINIC FLETCHER
Jr. • 5-9 • 175 • L/L
OF • Cypress, Calif.




CHRISTIAN FRANKLIN
Fr. • 5-11 • 180 • R/R
OF • Overland Park, Kan.



TRAVIS HESTER
Fr. • 6-2 • 195 • R/R
RHP • College Station, Texas



DILLON LIFRIERI
Fr. • 6-0 • 190 • R/R
OF/INF • Wilton, Conn.



KOLE RAMAGE
So. • 6-1 • 195 • R/R
RHP • Southlake, Texas



MARSHALL DENTON
R-So. • 5-11 • 165 • R/R
RHP • Beebe, Ark.



CALEB BOLDEN
So. • 6-2 • 185 • R/R
RHP • Texarkana, Texas




MATT CRONIN
Jr. • 6-2 • 210 • L/L
LHP • Navarre, Fla.




PATRICK WICKLANDER
Fr. • 6-1 • 180 • R/L
LHP • San Jose, Calif.



STEVEN SANCHEZ
Fr. • 6-7 • 250 • L/L
LHP • Mundelein, Ill.




JACOB KOSTYSHOCK
Jr. • 6-4 • 175 • R/R
RHP • O'Fallon, Mo.




CADEN MONKE
Fr. • 6-3 • 160 • L/L
LHP • Mt. Olive, Ill.



EVAN TAYLOR
Fr. • 6-4 • 235 • L/L
LHP • Florence, Ala.



COLLIN TAYLOR
R-So. • 5-11 • 220 • R/R
RHP • Florence, Ala.



KEVIN KOPPS
R-Jr. • 6-0 • 200 • R/R
RHP • Sugar Land, Texas




CARTER SELLS
Fr. • 6-0 • 190 • R/R
RHP • Brentwood, Tenn.



ZACK PLUNKETT
R-Sr. • 6-2 • 230 • R/R
C • Hurst, Texas




LIAM HENRY
Fr. • 6-2 • 175 • L/L
LHP • Kansas City, Mo.



WILL BARKER
Fr. • 6-2 • 180 • R/R
RHP • Sherwood, Ark.



ISAIAH CAMPBELL
R-Jr. • 6-4 • 235 • R/R
RHP • Olathe, Kan.




CODY SCROGGINS
R-Jr. • 6-0 • 185 • R/R
RHP • Bentonville, Ark.




ZEBULON VERMILLION
So. • 6-4 • 210 • L/R
RHP • Prairie Village, Kan.



DAVE VAN HORN
Head Coach
17th Season



NATE THOMPSON
Assistant Coach
2nd Season




MATT HOBBS
Assistant Coach
1st Season




TAYLOR SMART
Volunteer Assistant
1st Season



CLAY GOODWIN
Dir. of Operations
12th Season



JARED GATES
Student Assistant
1st Season



HARRISON HEFFLEY
Student Assistant
2nd Season