



# ARKANSAS Baseball Game Notes

9 College World Series Appearances • 7 NCAA Super Regional Appearances  
30 NCAA Tournament Appearances • 2 SEC Regular Season Titles • 5 SEC Western Division Titles

## '19 SCHEDULE & RESULTS

### FEBRUARY

16	EASTERN ILLINOIS (DH) (SECN+)	W, 15-7
	EASTERN ILLINOIS (DH) (SECN+)	W, 12-3
17	EASTERN ILLINOIS (SECN+)	W, 3-2
21	at USC (PAC-12+)	W, 6-3
22	at USC (PAC-12+)	W, 8-6
23	at USC (PAC-12+)	L, 6-4 (10 inn.)
27	MEMPHIS (SECN+)	W, 10-3

### MARCH

1	STONY BROOK (DH) (SECN+)	W, 3-1
	STONY BROOK (DH) (SECN+)	W, 4-3
3	STONY BROOK (SECN+)	W, 15-7
5	CHARLOTTE	CANCELLED
6	CHARLOTTE (SECN+)	W, 9-2
8	LOUISIANA TECH (SECN+)	W, 4-2
9	LOUISIANA TECH (SECN+)	L, 12-7
10	LOUISIANA TECH (SECN+)	W, 11-0
12	WESTERN ILLINOIS (SECN+)	W, 8-0
13	WESTERN ILLINOIS (SECN+)	W, 11-1 (8 inn.)
15	MISSOURI* (SECN+)	W, 2-0
16	MISSOURI* (SECN+)	W, 4-3
17	MISSOURI* (SECN+)	W, 3-2
19	at #9 Texas (Longhorn Network)	W, 11-4
20	at #9 Texas (Longhorn Network)	L, 7-6
22	at Alabama* (SECN+)	W, 12-3
23	at Alabama* (SECN+)	L, 10-0
24	at Alabama* (SECN+)	W, 10-2
26	at Missouri State (ESPN+)	W, 8-2
29	<b>#21 OLE MISS* (ESPNU)</b>	<b>W, 5-3</b>
30	<b>#21 OLE MISS* (SEC Network)</b>	<b>L, 4-3</b>
31	<b>#21 OLE MISS* (SECN+)</b>	<b>L, 10-5</b>

### APRIL

2	LITTLE ROCK (SECN+)	L, 17-7
4	at #15 Auburn* (ESPNU)	L, 6-3
5	at #15 Auburn* (SECN+)	W, 9-6 (15 inn.)
6	at #15 Auburn* (SECN+)	W, 8-0
9	ORAL ROBERTS (SECN+)	W, 15-8
12	at #6 Vanderbilt* (SEC Network)	L, 3-2
13	at #6 Vanderbilt* (SECN+)	L, 12-2
14	at #6 Vanderbilt* (SECN+)	W, 14-12
16	ARKANSAS-PINE BLUFF (SECN+)	W, 14-6
18	<b>#2 MISSISSIPPI STATE* (ESPNU)</b>	<b>8 p.m.</b>
19	<b>#2 MISSISSIPPI STATE* (SECN+)</b>	<b>6:30 p.m.</b>
20	<b>#2 MISSISSIPPI STATE* (SECN+)</b>	<b>2 p.m.</b>
23	NORTHWESTERN STATE (SECN+)	6:30 p.m.
24	NORTHWESTERN STATE (SECN+)	3 p.m.
26	TENNESSEE* (SECN+)	6:30 p.m.
27	TENNESSEE* (SECN+)	6:30 p.m.
28	TENNESSEE* (SEC Network)	4 p.m.
30	vs. Grambling State (NLR, Ark.)	6:30 p.m.

### MAY

3	at Kentucky* (SECN+)	5:30 p.m.
4	at Kentucky* (SECN+)	1 p.m.
5	at Kentucky* (SECN+)	Noon
9	LSU* (ESPNU)	6:30 p.m.
10	LSU* (SECN+)	6:30 p.m.
11	LSU* (ESPN2)	1 p.m.
16	at Texas A&M* (SECN+)	6:30 p.m.
17	at Texas A&M* (SECN+)	6:30 p.m.
18	at Texas A&M* (SECN+)	2 p.m.
May 22-28	SEC Tournament (Hoover, Ala.)	TBA
May 31-June 2	NCAA Regionals	
June 7-9	NCAA Super Regionals	
June 14-27	College World Series (Omaha, Neb.)	

All times Central; Home game in BOLD; \* - SEC Game

## APRIL 18 - 20 VS. MISSISSIPPI STATE | BAUM-WALKER STADIUM



### #2 MISSISSIPPI STATE BULLDOGS

Record	32-6 (10-5 SEC)
Ranking	2
Last Season	39-29 (15-15 SEC)
Head Coach	Chris Lemonis
Career Record	173-97-2 (5th Season)
Record at MSU	32-6 (1st Season)

### #10 ARKANSAS RAZORBACKS

Record	27-10 (8-6 SEC)
Ranking	10
Last Season	48-21 (18-12 SEC)
Head Coach	Dave Van Horn
Career Record	1,255-614 (31st season)
Record at Arkansas	670-374 (17th Season)

### SERIES BY THE NUMBERS (2019 STATS)

MISS. ST.	OFFENSE	ARKANSAS	MISS. ST.	PITCHING/DEFENSE	ARKANSAS
.327	Batting Avg.	.299	3.17	ERA	4.12
.505	Slugging Pct.	.473	343.0	Innings Pitched	331.2
.404	On-Base Pct.	.398	0	Complete Games	0
.99	Doubles	.78	11	Saves	10
8	Triples	.11	3.99	Strikeout/Walk Ratio	2.29
43	Home Runs	.41	.217	Opponent's Avg.	.231
159	Walks	.193	38	Errors	.40
47-of-60	Stolen Bases/Att	.52-of-63	16	Double Plays	.22

All-time Series (since 1982): AU leads 46-44; Series in Auburn: AU leads 23-16  
Series in Fayetteville: ARK leads 24-18; Series in Postseason: TIED 4-4

### PROBABLE PITCHERS

ARK RHP Isaiah Campbell (6-1, 2.45 ERA, 68 K, 10 BB) vs. MSU LHP Ethan Small (4-0, 1.83 ERA, 94 K, 15 BB)  
ARK LHP Patrick Wicklander (3-1, 4.25 ERA, 52 K, 23 BB) vs. MSU RHP Peyton Plumlee (2-2, 3.35 ERA, 38 K, 16 BB)  
ARK TBA vs. MSU RHP JT Ginn (7-1, 3.35 ERA, 64 K, 6 BB)



Matt Goodheart has one of the hottest bats on the league going into Week 10 of the season. Goodheart led the team with a .533 average last week and slugged 1.067 as five of his last 10 hits have gone for extra-bases.

# A || RAZORBACK NOTES

# PR HOGS

## MLB (8)

Name	Years at Arkansas	Club
Brian Anderson	2012-14	Miami
Jalen Beeks	2013-14	Tampa Bay
Andrew Benintendi	2014-15	Boston
Logan Forsythe	2006-08	Texas
James McCann	2009-11	Chicago White Sox
Blake Parker	2004-06	Minnesota
Drew Smyly	2009-10	Texas
Ryne Stanek	2011-13	Tampa Bay

## AAA (3)

Name	Years at Arkansas	Club
D.J. Baxendale	2010-12	Rochester (MIN)
Zach Jackson	2014-16	Buffalo (TOR)
Matt Reynolds	2010-12	Fresno (WAS)

## AA (3)

Name	Years at Arkansas	Club
Chad Spanberger	2015-17	New Hampshire (TOR)
Trevor Stephan	2017	Trenton (NYY)
Andy Wilkins	2008-10	Mississippi (ATL)

## A-Advanced (1)

Name	Years at Arkansas	Club
Jacob Morris	2011-13	Winston-Salem (CWS)

## A (4)

Name	Years at Arkansas	Club
Eric Cole	2016-18	Lexington (KC)
Blaine Knight	2016-18	Delmarva (BAL)
Grant Koch	2016-18	Greensboro (PIT)
Kacey Murphy	2016-18	West Michigan (DET)

## A-Short (1)

Name	Years at Arkansas	Club
Jax Biggers	2017-18	Spokane (CLE)

## Rookie (3)

Name	Years at Arkansas	Club
Evan Lee	2017-18	GCL Nationals (WAS)
Barrett Loseke	2016-18	GCL Yankees East (NYY)
Jake Reindl	2016-18	AZL Cubs (CHC)

## Free Agents (2)

Name	Years at Arkansas	Last Club
Zack Cox	2009-10	Erie (DET)
Dallas Keuchel	2007-09	Houston



In recognition of the extraordinary longtime support of the Walker Family and the Willard and Pat Walker Charitable Foundation, the nation's top collegiate baseball ballpark has been renamed Baum-Walker Stadium at George Cole Field.

## PROJECTED LINEUP

#	Name	AVG/SLG/OB	GP-GS	AB	R	H	2B	3B	HR	RBI	BB	SB-ATT
4	T. Ezell	.304/.514/.417	37-37	138	36	42	10	2	5	26	27	9-10
> Has 14 hits in last nine games ... 11 RBIs and 7 XBH in same span. > Walked eight times in last 10 games ... Hit his second triple of year on Tuesday vs. Arkansas-Pine Bluff												
18	H. Kjerstad	.321/.541/.386	37-37	159	31	51	6	1	9	31	9	3-3
> 10-game hitting streak with two or more hits in five of nine. > Hitting .354 in last 10 games with 14 RBIs, four HRs and 17 hits.												
15	C. Martin	.287/.530/.354	37-37	164	36	47	15	2	7	29	14	8-10
> Hitting .347 and slugging .633 over last 10 games. > T-3rd in SEC in doubles (15).												
24	D. Fletcher	.320/.537/.394	37-37	147	35	47	17	0	5	31	18	1-2
> T-1st in SEC in doubles (17) w/ Mississippi State's Jake Mangum. > At least one hit 15 of last 18 games. ... Career-high five RBIs on Tuesday vs. Arkansas-Pine Bluff												
10	M. Goodheart	.404/.556/.500	32-25	99	16	40	10	1	1	22	18	4-6
> Leads the team in all slash categories and is in the top-two of the SEC in conference slash categories (.480/.700/.574) > Is 19 for his last 35 at-bats (.543) with 10 RBIs, five doubles, one triple and one home run.												
7	J. Kenley	.310/.556/.444	37-36	126	34	39	4	3	7	29	29	6-8
> Has eight multi-hit games in his last 16 starts. > Tied for 2nd on team in HRs (6).												
5	J. Nesbit	.285/.358/.361	36-35	123	21	35	6	0	1	27	17	5-7
> Six hits in last seven games with five RBIs > Had a team-best 15-game hitting streak earlier this year												
12	C. Opitz	.236/.292/.407	32-25	89	19	21	2	0	1	16	25	5-5
> Eight hits in his last seven games with five runs scored. > Hit his first career home run on Sunday vs. No. 6 Vanderbilt, part of a four-hit day, a career-high.												
25	C. Franklin	.270/.423/.349	35-32	111	22	30	3	1	4	27	12	7-8

## RAZORBACK PRIME NINE

>> This weekend's series between Arkansas and Mississippi State will be the 32nd series all-time between the Razorbacks and Bulldogs dating back to 1966. The last three series have been decided by a sweep with the home team winning each time.

>> Arkansas is 9-6 in conference games this season with four of those wins coming at Baum-Walker Stadium. Arkansas is hitting .269 as a team in conference games and averaging 5.5 runs.

>> The Razorbacks outslugged the Commodores to a 14-12 win on Sunday in Nashville and notching a season-high 22 hits in the process. It's the most hits in a game by an Arkansas team since the second game of the 2018 season against Bucknell (Feb. 17, 2018).

>> Sophomore catcher Casey Opitz earned his first multi-hit game since the season-opener on Sunday, going 4-for-5 with his first career home run. Opitz only had four hits in the last six games prior to his career day.

>> Sophomore designated hitter Matt Goodheart had three multi-hit games last week and continues to lead the team in the slash categories (.404/.500/.556). He's second in the SEC in batting average and first in on-base percentage.

>> Since Trevor Ezell took over the leadoff spot (April 2), the redshirt senior is hitting .350 (14-for-40) with eight extra-base hits and 11 RBIs. He's had four multi-hit games during that nine-game stretch, including three three-hit games.

>> Junior Dominic Fletcher remains tied with Mississippi State's Jake Mangum with 17 doubles on the year, which leads the SEC. Fletcher had only two hits in the Vanderbilt series, but three of his last 11 hits have been doubles.

>> Right-hander Isaiah Campbell will make his 10th start of the year Thursday. Campbell is currently third in the league in innings pitched (58.2) and fifth in the league in strikeouts (58). He suffered his first loss of the year last week at Vanderbilt, but totaled his seventh-straight quality start, striking out nine.

>> Sophomores Heston Kjerstad and Matt Goodheart are both on 10-game hitting streaks going into Thursday against the Bulldogs. Over the last nine games the duo has combined to hit .414 with 13 extra-base hits 24 RBIs and five home runs.

## 2019 SEC STANDINGS (as of April 17, 2019)

	Conference					Overall			Last 10	Streak
	W	L	T	Win%	GB	W	L	Win%		
<b>WESTERN EASTERN</b>										
Georgia	10	5	--	.667	--	30	8	.789	7-3	W2
Vanderbilt	9	6	--	.600	1.0	28	9	.757	6-4	W1
Missouri	7	7	1	.500	2.5	26	12	.679	8-2	W3
Florida	6	9	--	.400	4.0	25	14	.641	6-4	W2
Tennessee	6	9	--	.400	4.0	27	11	.711	6-4	L1
Kentucky	4	11	--	.267	6.0	20	17	.541	4-6	L1
South Carolina	4	11	--	.267	6.0	22	15	.595	5-5	W1
Mississippi St.	10	5	--	.667	--	32	6	.842	8-2	W6
Texas A&M	9	5	1	.633	0.5	27	11	.705	4-5-1	L1
<b>Arkansas</b>	<b>9</b>	<b>6</b>	<b>--</b>	<b>.600</b>	<b>1.0</b>	<b>27</b>	<b>10</b>	<b>.730</b>	<b>5-5</b>	<b>W2</b>
Ole Miss	9	6	--	.600	1.0	26	12	.684	7-3	W1
LSU	9	6	--	.600	1.0	24	14	.632	5-5	L3
Auburn	8	7	--	.533	2.0	24	13	.649	3-7	L2
Alabama	4	11	--	.267	6.0	24	14	.632	4-6	W1

**GOODHEART STAYING HOT AT HALFWAY POINT OF SEC SEASON**

Going into the SEC opener against Missouri, sophomore Matt Goodheart was only hitting .241 with one multi-hit game and just seven hits in 12 games and four RBIs. Claiming he was having trouble seeing at night, Goodheart got a new contacts prescription and not only turned the corner, but has become one of the top hitters in the SEC. Goodheart is now hitting .456 in his last 20 games and has tallied six multi-hit performances in his last eight games. In the Auburn series, Goodheart went 6-for-14 (.429), including his first three-hit game as part of Arkansas' 15-inning win in the doubleheader with two of those hits going for doubles. He followed that up with a 6-for-11 performance at the plate with two multi-hit games, three extra-base hits and two runs driven in. In just SEC games, Goodheart is first in batting average (.480) and on-base percentage (.574). He's also second in slugging (.700), two-hundredths behind Ole Miss' Cole Zabowski.

**SEC Batting Leaders (SEC Games Only)**

**Batting Average**

1. **Matt Goodheart (ARK)** .480
2. Grae Kessinger (OM) .452
3. Alerick Soularie (TENN) .404
- Zach Watson (LSU) .404
5. Cole Zabowski (OM) .386

**Slugging Percentage**

1. Cole Zabowski (OM) .702
2. **Matt Goodheart (ARK)** .700
3. Zach Watson (LSU) .667
4. Elijah Macnamee (MSU) .655
5. Jordan Westburg (MSU) .646

**On-Base Percentage**

1. **Matt Goodheart (ARK)** .574
2. Grae Kessinger (OM) .514
3. Alerick Soularie (TENN) .500
4. Austin Schultz (UK) .475
- Chris Reid (LSU) .475

**DOUBLES MACHINE**

Through 37 games, junior Dominic Fletcher is easily having his best season as a collegiate hitter. Fletcher, who combined for 22 home runs and 86 RBIs, is on a similar pace this year with four home runs and 26 RBIs. However, his batting average (.306) and doubles (17) are ahead of last year's pace. Fletcher's 17 doubles are currently tied Mississippi State's Jake Mangum for the most in the SEC. In three of Fletcher's last seven games, he's hit at least one double and six of his doubles this year have come in SEC play. He has at least one hit in 15 of the last 18 games and tied his career high with five RBIs in Tuesday's 16-4 win over Arkansas-Pine Bluff.

**SEC DOUBLES LEADERS (as of April 17, 2019)**

1. Jake Mangum (MSU) 17
- Dominic Fletcher (ARK)** 17
3. Ryan Shinn (UK) 15
- Casey Martin (ARK)** 15
- Jordan Westburg (MSU) 15

**WICKLANDER SHOWS POISE AS STARTER**

Freshman Patrick Wicklander may be one of Arkansas' main starters by season's end. Wicklander showed maturity last Saturday when starting Arkansas' rubber match with No. 15 Auburn on the road. Wicklander threw five scoreless innings to help save an already depleted bullpen from the 15-inning affair the night before and struck out six batters en route to the 8-0 shutout. In seven starts this year, Wicklander has a 1.98 ERA with three wins in 27.1 innings and 39 strikeouts.

**PATRICK WICKLANDER IN COMPARISON**

Category	As a Starter (7 Games)	As a Reliever (7 Games)
ERA	1.98	11.42
Wins	3	0
Innings Pitched	27.1	8.2
Hits	15	9
Runs	9	11
Earned Runs	6	11
Walks	11	12
Strikeouts	39	13

**RAZORBACKS WIN MARATHON WITH TIGERS IN 15 INNINGS**

Arkansas and Auburn were forced to play a doubleheader to begin their three-game series last week due to bad weather forecasts the day before. While the series opener took less than three hours, the back end of the doubleheader went 15 innings with Arkansas winning the game, 9-6, thanks to a clutch home run in the top of the 15th by Heston Kjerstad. The 15-inning game was Arkansas' longest in terms of innings since a 16-inning loss to Southeast Missouri State in 2004 and Friday's total game time was five hours and 40 minutes.

**LONGEST GAMES SINCE 2004 (12 INNINGS OR MORE)**

April 5, 2019	W, 9-6 (15 inn.)	at No. 15 Auburn
March 5, 2016	L, 10-8 (12 inn.)	vs. Eastern Illinois
March 17, 2013	L, 6-4 (13 inn.)	vs. Ole Miss
March 16, 2012	W, 4-3 (12 inn.)	vs. Alabama
June 13, 2010	L, 7-5 (12 inn.)	at Arizona St.
June 12, 2010	L, 7-6 (12 inn.)	at Arizona St.
June 17, 2009	W, 4-3 (12 inn.)	vs. Virginia
March 29, 2008	L, 6-5 (12 inn.)	at Vanderbilt
April 6, 2004	L, 6-5 (16 inn.)	vs. SE Missouri St.

**WINNING THE CLOSE ONES**

Arkansas is 11-5 this season in games decided by three runs or less and 14 of those games have been decided by two runs or less. In those close games, Arkansas pitching has been the story, holding opponents to an average of 3.8 runs per game and a .215 opponents batting average. Matt Goodheart is hitting .311 in those games which leads all Razorbacks.

**NESBIT WINS FIRST SEC FRESHMAN OF THE WEEK**

Redshirt-freshman infielder Jacob Nesbit was named the SEC Freshman of the Week on last week after his strong weekend at the plate that helped the Razorbacks split the midweek series at No. 9 Texas and then take a crucial weekend series on the road against Alabama. The Coppell, Texas native hit .421 (8-for-19) for the week, good for the second-best average on the team and extended his team-best hitting streak to 15 games, which dates back to a March 6 victory over Charlotte. Nesbit has also reached base in 24-consecutive games, which is the longest on the team. During his 15-game hit streak, he saw his batting average rise from .235 to .346 and has tallied five multi-hit games during that span.



Catcher Casey Opitz clubbed his first career home run on Sunday in Arkansas' 14-12 win over No. 6 Vanderbilt. The long ball was part of a career-high four-hit, three-RBI day. Opitz has eight hits in his last seven games and is hitting .236 for the year with 16 RBIs



With a speedier team than in recent years, Arkansas has been more aggressive on the basepaths this year, swiping 50 bases, which ranks fifth in the SEC. In 69 games last year, Arkansas only stole 39 bags.

### CAMPBELL FORMS INTO FRIDAY NIGHT ACE

Following the footsteps of All-American Blaine Knight, redshirt junior Isaiah Campbell has, seemingly, transformed into the Friday-night ace for the Hogs this year. Campbell moved to 6-0 on the season in the 5-3 win over No. 21 Ole Miss after working seven innings with four hits allowed, two earned runs and five strikeouts. The two runs were Campbell's first allowed in SEC play, but his 26 strikeouts over his four SEC starts is good for 10th in the league. He also has never walked more than three batters in a start this year.

#### Last 7 Starts (Isaiah Campbell)

Date	Opponent	IP	H	R	ER	BB	SO
March 1	Stony Brook	7.0	3	0	0	1	13
March 8	Louisiana Tech	6.0	7	2	2	0	10
March 15	Missouri	7.0	2	0	0	1	11
March 22	at Alabama	7.0	5	0	0	1	7
March 29	No. 21 Ole Miss	7.0	4	2	2	2	5
April 5	at No. 15 Auburn	6.2	7	3	3	3	3
April 12	at No. 6 Vanderbilt	7.2	6	3	3	0	9

### SCROGGINS SHUTS DOWN LOUISIANA TECH

Making the Sunday start against Louisiana Tech, Cody Scroggins went a career-long six innings and struck out a career-high 11 batters, while walking only one and giving up two singles on 88 pitches. Scroggins didn't even allow a baserunner past first base for his entire outing and retired seven of the first eight he faced. It was his' first victory of the year and first decision in 27 career appearances dating back to 2016.

### KJERSTAD HEATING UP

Sophomore outfielder Heston Kjerstad did not have the best start to his second season when he was 8-for-36 (.222) after eight games. Since then, the Amarillo, Texas native is batting .350 with 13 multi-hit games, seven with three hits or more, and slugging .610 with 15 extra-base hits and 26 RBIs. Against Auburn, Kjerstad hit a homer in both games of the doubleheader, including his seventh of the year in the top of the 15th inning. Last week against Vanderbilt, he notched his second four-hit game of his career in the 14-12 victory on Sunday.

### Heston Kjerstad in 2019

Category	First 8 Games	Since
Average	.222	.350
Slugging	.306	.610
On-Base Percentage	.282	.416
Hits	8	43
Runs	3	28
Extra-Base Hits	1	15
Home Runs	1	8
RBIs	5	26

### WELCOME TO THE SHOW KID

Freshman right-hander Elijah Trest made his collegiate debut in the ninth inning in game three against Louisiana Tech (March 10), striking out the side on 20 pitches to help secure Arkansas' 12th victory of the year. Trest is the seventh different freshman pitcher to see time on the mound so far this season and fourth to strike out the side in their first collegiate inning of work (C. Monke, P. Wicklander, E. Taylor).

### CAMPBELL TURNS IN CAREER DAY AGAINST STONY BROOK

For the first time since 2017, a Razorback pitcher struck out 12 or more batters in a game when Isaiah Campbell struck out a career-high 13 Stony Brook batters over seven innings on March 1. It was the most strikeouts in a game since Trevor Stephan struck out 13 against Rhode Island on March 10, 2017. Campbell's strikeout total made him only the second Razorback pitcher since 2010 to strike out 11 or more and the second since 2007 to strike out 13 or more.

### SPEED KILLS

Arkansas has continued to use its speed to its advantage as it has stolen 10 bases over the last 10 games, four coming in the series finale at Alabama (March 24). The Hogs have stolen five bases in a game twice this year (USC) and is fifth in the SEC with 50 swipes, which already surpasses last year's total of 39.

### Most Stolen Bases (SEC)

Rank	Team	Stolen Bases
1.	Missouri	74
2.	Kentucky	66
3.	Ole Miss	63
4.	Tennessee	62
5.	Arkansas	50

### RAZORBACKS HEAD WEST, DOWN TROJANS


Arkansas went west to face USC in a three-game series in week two and came away with its first road series win since 2017. The Hogs won games one and two 6-3 and 8-6, respectively, and nearly swept the Trojans before a 10th-inning walk-off homer thwarted that plan. It was the first road series win for the Hogs since they took 2-of-3 from Alabama in Tuscaloosa in April of 2017.

### FEBRUARY SUCCESS

Since Dave Van Horn took over for the Razorbacks in 2003, Arkansas have played through the month of February with one loss or better 13 times, including six undefeated years. The Hogs are 118-18 in the first month of the year under Van Horn. Last year, the team went 6-2 in February and hit .310 as a team.

### HOGS BLAST PANTHERS ON OPENING WEEK

For the sixth-straight season, Arkansas opened its campaign with a series sweep dating back to 2014. The Razorbacks swept Eastern Illinois by a combined score of 30-12, scoring 10+ runs in each of the first two games. The Hogs completed the sweep on Sunday with a walk-off single by sophomore Heston Kjerstad in the bottom of the ninth, his second walk-off of his career.



Trailing 11-9 going into the ninth inning on Sunday at No. 6 Vanderbilt, Arkansas reeled off five runs and held off the Commodores in the bottom half to win 14-12, in one of the wildest games of the year. Arkansas had a season-high 22 hits in the game, its most in a single game since the second game of the 2018 season (vs. Bucknell - Feb. 17, 2018). Eight of Arkansas' nine starters had two or more hits led by Casey Opitz and Heston Kjerstad, who each had four hits.



**EZELL OWNS EASTERN ILLINOIS**

Following his four-hit day in the doubleheader on Saturday, graduate transfer Trevor Ezell added another hit to his already growing total against the Panthers in his career on Sunday. Dating back to his four years at Southeast Missouri State, which played in the same conference (Ohio Valley Conference) as EIU, Ezell is now 21-for-44 (.477) against the Panthers in 12 games. He finished last weekend leading all hitters with a .500 average (5-for-10) with two doubles, four runs scored, one home run and five RBIs.

**NEAR IMMACULATE INNING**

Freshman Patrick Wicklander nearly achieved a feat that some pitchers only dream of when he came out of the bullpen in the sixth inning to relieve Jacob Kostyshock last Sunday against EIU. Wicklander struck out the heart of EIU's lineup consisting of Jimmy Govern, Hunter Morris and Ryan Knernschild and did it on 10 pitches, just one shy of the near immaculate nine-pitch, three-strikeout inning. Wicklander finished his first career outing with 2.1 innings thrown, one run allowed and four strikeouts on 31 pitches.

**SEE THE BALL, HIT THE BALL**

In the season-opener against EIU, Arkansas achieved more than just scoring 15 runs on 18 hits en route to its 25th-straight season-opening win. The Hogs also did not strike out in 46 batters, a feat that hadn't been achieved since 7-6 victory over Troy on Feb. 28, 2010.

**97 YEARS AND COUNTING**

The 2019 season will mark the 97th season of Razorback Baseball and 17th with head coach Dave Van Horn. Since Van Horn took over, the Hogs have reached the College World Series five times, including three times in the last seven years.

**ARKANSAS LEADS NATION IN PRESEASON GOLDEN SPIKES WATCH**

Sophomores Heston Kjerstad and Casey Martin, as well as junior reliever Matt Cronin were named among 55 players on the 2019 USA Baseball Golden Spikes Award watch list this week, an award presented to the top amateur player in the country. Arkansas led all schools on the preseason watch list with three selections, while Auburn, Baylor, Elon, Florida, Florida State, NC State, Oregon State, Stanford and UCLA each boast a pair of athletes represented as well.

**PRESEASON ALL-SEC FIRST TEAM LITTERED WITH HOGS**

Arkansas' quartet of Casey Martin, Heston Kjerstad, Matt Cronin and Dominic Fletcher were all selected by the league coaches to the Preseason All-SEC First Team. The four first team selections are the most of any team in the league and it ties with Ole Miss and Georgia for the most selections combined on either Preseason All-SEC team. Fletcher and Kjerstad make up two of the three outfield positions, while Martin is considered the top shortstop in the league and Cronin is considered the top reliever by the 14 head coaches.

**ARKANSAS EARNS TOP 25 PRESEASON RANKINGS IN ALL NATIONAL POLLS**

Coming off a national runner-up finish at the 2018 College World Series, Arkansas will begin the 2019 season ranked in the top 25 of all the major national polls. The Hogs highest preseason placement comes in the USA Today/ESPN Coaches' Poll which has them at No. 12 in the nation. Arkansas is also within the top-15 in the Perfect Game poll (No. 13) and the NCBWA poll (No. 15).

**BRINGING THE NOISE**

For the 14th straight year, Arkansas placed in the top five in the nation in total and average attendance after the 2017 season. With 8,857 fans per game in 36 home games, the Razorbacks continued to draw the fans, finishing third in average attendance. A total of 318,856 fans visited Baum Stadium during the 2018 season, also good for third in the country.

**A LOOK AT THE SCHEDULE**

Arkansas' 2019 schedule is expected to be another tough slate. The Razorbacks are set to face nine teams that reached the NCAA Tournament in 2018 a total of 22 times (39.2 percent of games). Arkansas will host 20 of its 26 nonconference games including 11-consecutive from Feb. 27-March 13.

**MOVE TO SHORT**

Sophomore Casey Martin spent all of 2018 at third base and put up record-breaking numbers en route to freshman All-America, SEC All-Tournament and All-SEC nods. But with the Texas Rangers selecting Jax Biggers in last summer's draft, Martin will have the chance to move back to his natural position of shortstop for the 2019 season. Martin led the team with a .345 average last year, including 87 hits, 14 doubles, 13 home runs and 49 RBIs. He's been named the top shortstop in the nation by D1Baseball.com.

**DVH INTO ARKANSAS SPORTS HALL OF FAME**

Head coach Dave Van Horn became the newest member of the Arkansas Sports Hall of Fame last month, joining fellow Razorbacks Norm DeBriyn Kevin McReynolds, Melvin McGaha, Tom Pagnozzi and Cliff Lee. It's the fourth hall of fame induction for the Hog coach, including the Winnetonka HS, Central Missouri and Ban Johnson Hall of Fames.

**KJERSTAD AND MARTIN HOPE TO BUILD ON ALL-AMERICAN FRESHMAN SEASONS**

In 2018, Arkansas was able to tout that it had not only one, but two of the top freshmen in the country in Heston Kjerstad and Casey Martin. In their first years, the duo combined to hit .339 with 27 home runs and 107 RBIs. Both players broke or tied the previous Arkansas freshman records for hits, home runs and total bases and both ranked in top-10 in the SEC in each of those categories, including slugging percentage and on-base percentage. Kjerstad is now the Arkansas freshman record holder for home runs (14) and total bases (145), while him and Martin together hold the freshman record for hits (87). The home run record was previously set in 2009, while the hits record stood since 2011. The total bases record was last set by Denny Hamblin, who had 122 total bases in 2004.

**YOUR REIGNING SEC FRESHMAN OF THE YEAR...**

For the second time in four seasons, Arkansas had a player take home one of the SEC's major end-of-year awards as Heston Kjerstad was named the SEC Freshman of the Year, becoming the first player in program history to earn the honor. He's also the third Razorback to win a major conference award, joining Andrew Benintendi (Player of the Year, 2015) and Nick Schmidt (Pitcher of the Year, 2006). In addition to being named the league's top freshman, Kjerstad was also named to the All-SEC Second Team and SEC All-Freshman team. Kjerstad went on to be named a freshman All-American by Collegiate Baseball, the NCBWA and D1 Baseball after hitting .332 with a team-leading 14 home runs and 58 RBIs.

**RAZORBACKS TIE SCHOOL RECORD WITH 11 MLB DRAFT PICKS IN 2018**

For the 44th-consecutive year, Arkansas had at least one player selected in the MLB Draft. Arkansas tied its school record with 11 draftees in the 2018 MLB Draft, five who went in the first 10 rounds. Right-hander Blaine Knight led all Razorbacks after being selected in the third round by the Baltimore Orioles, becoming the 14th Razorback taken in the draft's first three rounds since 2010 and the fifth pitcher since 2013. Eric Cole (4th round, Kansas City), Grant Koch (5th round, Pittsburgh), Jax Biggers (8th round, Texas), Carson Shaddy (10th round, Washington), Kacey Murphy (11th round, Detroit), Evan Lee (15th round, Washington), Barrett Loseke (17th round, NY Yankees), Jake Reindl (17th round, Chicago Cubs), Isaiah Campbell (24th round, LA Angels) and Zack Plunkett (37th round, Arizona) all followed, giving Arkansas its first draft with 10 or more draft picks since 2013.

**FLETCHER AND CRONIN COMPETE WITH TEAM USA**

After Arkansas' run to the College World Series finals, outfielder Dominic Fletcher and pitcher Matt Cronin spent the summer playing for the USA Baseball Collegiate National Team, becoming the 15th and 16th Razorbacks to don the Red, White and Blue. Both players were able to make tours throughout the east coast as well as a five-game series in Havana, Cuba as part of the 7th Annual USA vs. Cuba International Friendship Series. Fletcher appeared in 10 games, tallying six hits and two RBIs, while Cronin made four appearances, notching one win and one save.



## Baseball America

Week 10

1. UCLA	27-6
2. Stanford	24-5
3. Mississippi St.	31-6
4. Georgia	29-8
5. Oregon St.	25-8-1
6. Vanderbilt	27-9
7. Louisville	28-8
8. UC Santa Barbara	27-5
9. NC State	29-8
<b>10. Arkansas</b>	<b>26-10</b>
11. Texas A&M	27-10-1
12. ECU	25-10
13. Georgia Tech	24-12
14. Arizona St.	27-7
15. LSU	24-13
16. Texas Tech	23-11
17. North Carolina	27-10
18. Ole Miss	25-12
19. Baylor	24-10
20. Texas	23-15
21. UC Irvine	21-9
22. TCU	22-12
23. Clemson	25-11
24. Auburn	24-12
25. West Virginia	22-13

## D1Baseball

Week 10

1. UCLA	27-6
2. Oregon St.	25-8-1
3. Mississippi St.	31-6
4. Stanford	24-5
5. Georgia	29-8
6. Vanderbilt	27-9
7. Texas A&M	27-10-1
8. Louisville	28-8
9. NC State	29-8
10. UC Santa Barbara	27-5
11. Georgia Tech	24-12
<b>12. Arkansas</b>	<b>26-10</b>
13. ECU	25-10
14. LSU	24-13
15. Ole Miss	25-12
16. Arizona St.	27-7
17. North Carolina	27-10
18. Baylor	24-10
19. TCU	22-12
20. West Virginia	22-13
21. Missouri	25-12-1
22. Texas Tech	23-11
23. Miami (Fla.)	25-12
24. Clemson	25-11
25. Tennessee	26-11

## Perfect Game

Week 10

1. UCLA	27-6
2. Mississippi St.	31-6
3. Oregon St.	25-8-1
4. Stanford	24-5
5. Georgia	29-8
6. Vanderbilt	27-9
7. NC State	29-8
8. Texas A&M	27-10-1
9. UC Santa Barbara	27-5
10. LSU	24-13
11. Ole Miss	25-12
<b>12. Arkansas</b>	<b>26-10</b>
13. Louisville	28-8
14. North Carolina	27-10
15. ECU	25-10
16. Texas Tech	23-11
17. Georgia Tech	24-12
18. UConn	23-13
19. Texas	23-15
20. Arizona St.	27-7
21. TCU	22-12
22. Auburn	24-12
23. UC Irvine	21-9
24. West Virginia	22-13
25. Tennessee	26-11

## USA Today/ESPN

Week 10

1. UCLA	27-6
2. Mississippi St.	31-6
3. Stanford	24-5
4. Oregon St.	25-8-1
5. Vanderbilt	27-9
6. Georgia	29-8
7. Louisville	28-8
8. NC State	29-8
9. Texas A&M	27-10-1
<b>10. Arkansas</b>	<b>26-10</b>
11. UC Santa Barbara	27-5
12. Arizona St.	27-7
13. North Carolina	27-10
14. LSU	24-13
15. ECU	25-10
16. Georgia Tech	24-12
17. Ole Miss	25-12
18. Texas Tech	23-11
19. Baylor	24-10
20. Clemson	25-11
21. TCU	22-12
22. Tennessee	26-11
23. Auburn	24-12
24. West Virginia	22-13
25. Texas	23-15

## Collegiate Baseball

Week 10

1. UCLA	27-6
2. Stanford	24-5
3. Mississippi St.	31-6
4. Oregon St.	25-8-1
5. Georgia	29-8
6. Vanderbilt	27-9
7. UC Santa Barbara	27-5
8. Louisville	28-8
<b>9. Arkansas</b>	<b>26-10</b>
10. Texas A&M	27-10-1
11. NC State	29-8
12. Arizona St.	27-7
13. ECU	25-10
14. North Carolina	27-10
15. LSU	24-13
16. Clemson	25-11
17. Ole Miss	25-12
18. Baylor	24-10
19. Georgia Tech	24-12
20. TCU	22-12
21. Louisiana Tech	24-11
22. Miami (Fla.)	25-12
23. Texas Tech	23-11
24. UC Irvine	21-9
25. Florida	24-14
26. Florida St.	22-13
27. FAU	24-11
28. Miami (Ohio)	29-6
29. Texas-Arlington	24-13
30. Nebraska	20-10

## NCBWA

Week 10

1. UCLA	27-6
2. Stanford	24-5
3. Mississippi St.	31-6
4. Oregon St.	25-8-1
5. Vanderbilt	27-9
6. Georgia	29-8
7. Louisville	28-8
<b>8. Arkansas</b>	<b>26-10</b>
9. Texas A&M	27-10-1
10. UC Santa Barbara	27-5
11. NC State	29-8
12. North Carolina	27-10
13. LSU	24-13
14. ECU	25-10
15. Arizona St.	27-7
16. Texas Tech	23-11
17. Ole Miss	25-12
18. Georgia Tech	24-12
19. Baylor	24-10
20. TCU	22-12
21. Clemson	25-11
22. Tennessee	26-11
23. West Virginia	22-13
24. Miami (Fla.)	25-12
25. Texas	23-15
26. Auburn	24-12
27. Missouri	25-12-1
28. Florida	24-14
29. UC Irvine	21-9
30. Coastal Carolina	23-13-1

## Arkansas Week-By-Week in the Polls

	BA	D1	PG	USA TODAY	CB	NCBWA
Preseason	18	16	13	12	25	15
Week 2	17	16	13	--	23	13
Week 3	17	16	13	--	22	13
Week 4	16	15	12	10	16	14
Week 5	16	14	11	10	17	13
Week 6	15	11	10	9	10	8
Week 7	10	8	8	8	9	8
Week 8	12	14	17	9	8	10
Week 9	8	12	11	10	7	9
Week 10	10	12	12	10	9	8
Week 11	--	--	--	--	--	--
Week 12	--	--	--	--	--	--
Week 13	--	--	--	--	--	--
Week 14	--	--	--	--	--	--
Week 15	--	--	--	--	--	--
Week 16	--	--	--	--	--	--
<b>Final</b>	--	--	--	--	--	--

BA - Baseball America  
 ESPN - USA Today/ESPN  
 CB - Collegiate Baseball  
 NCBWA - National Collegiate Baseball Writers Association  
 PG - Perfect Game  
 D1 - D1Baseball.com



### PERSONAL

Born: Sept. 17, 1960  
 Hometown: Kansas City, Mo.  
 Alma Mater: Arkansas (1988)  
 Masters of Science: East Texas State Univ. (1992)  
 Wife: Karen  
 Children: Hollan, Mariel  
 Named Head Coach at Arkansas: June 21, 2002

### PLAYING HISTORY

1982-1984 Atlanta Braves Organization  
 1982 MLB Draft: 10th Rd (Braves)  
 1982 Arkansas  
 1980-1981 McLennan (Texas) CC

### COACHING HONORS

2004 SEC Coach of the Year  
 2001 Baseball America National Coach of the Year  
 2001 BIG 12 Coach of the Year  
 2001 ABCA Midwest Region Coach of the Year  
 2000 ABCA Midwest Region Coach of the Year  
 1997 Southland Coach of the Year  
 1995 Southland Coach of the Year  
 1994 NCAA Division II Coach of the Year  
 1994 ABCA Central Region Coach of the Year

### HALL OF FAME

2019 Inducted into Arkansas Sports Hall of Fame  
 2013 Inducted into Winnetonka HS HOF  
 2012 Inducted into Ban Johnson League HOF  
 2001 Inducted into Central Missouri State HOF

After 16 years as head coach of the Razorback Baseball program, Dave Van Horn has continued to elevate Arkansas into one of the nation's premier teams year in and year out. Over his 16 seasons as head Hog, Van Horn has led Arkansas to five College World Series appearances, 15 NCAA Tournament berths, one Southeastern Conference overall title, four SEC Western Division championships and a total of 643 wins, averaging more than 40 wins a season.

Ever since returning to his alma mater in 2003 to take over for retiring SEC legend Norm DeBriyn, Van Horn has continued to successfully field nationally competitive teams, while also grooming numerous All-Americans, all-conference and future Major League players.

Under his guidance, 24 Razorbacks have been named All-Americans, 33 as All-SEC players, and 101 have been picked in the MLB Draft. Those draft picks are the third-most among all active head coaches in the SEC.

Van Horn is the second-winningest coach in Arkansas history with 643 wins entering the 2019 season. Earlier this year, with a win at San Diego State, Van Horn became only the second active head coach in the SEC with 600 or more wins at their current school.

Including his years at Nebraska, Northwestern State and Central Missouri State, Van Horn has racked up 1,014 wins at four-year institutions, which is 15th-most among all active coaches. He is also one of 10 active coaches with 1,000 or more wins at four-year schools.

DVH AGAINST 2019 OPPONENTS				
	W/L	Home	Away	Neutral
Alabama	32-24	17-7	13-14	2-3
Auburn	30-21	15-9	15-12	1-0
Charlotte	2-2	1-0	0-1	1-1
Eastern Illinois	16-1	16-1	--	--
Grambling State	6-0	5-0	--	1-0
Kentucky	22-11	13-5	9-6	--
Louisiana Tech	17-4	8-2	5-3	4-0
LSU	18-39	9-5	8-16	1-8
Memphis	9-1	2-0	5-0	2-1
Mississippi State	25-27	13-11	10-14	2-2
Missouri	12-3	7-2	5-1	--
Missouri State	19-9	11-7	8-2	--
Northwestern State	4-1	4-1	--	--
Ole Miss	23-36	10-17	9-15	4-4
Oral Roberts	16-6	10-3	5-3	1-0
Southern Cal	4-2	2-1	2-1	--
Tennessee	21-13	8-5	10-7	2-1
Texas	6-4	2-0	2-3	2-1
Texas A&M	14-9	8-4	5-5	1-0
Vanderbilt	19-22	12-8	7-10	0-4
Western Illinois	9-1	9-1	--	--

### VAN HORN'S CAREER NUMBERS

Year	School	Record	Pct.	Conf.	Place	Tourn.	NCAA
1989	Texarkana CC	39-18	.684	NA	NA	NA	--
1990	Texarkana CC	44-14	.759	NA	NA	NA	--
1991	Texarkana CC	45-12	.789	NA	NA	NA	--
1992	Texarkana CC	48-10	.827	NA	1st	NA	--
1993	Texarkana CC	38-18	.678	NA	NA	NA	--
<i>Totals</i>		<i>214-72</i>	<i>.748</i>	--	--	--	--
1994	Central Missouri State	51-11	.823	15-1	1st (Div.)	1st (4-1)	NCAA DII Champs
<i>Totals</i>		<i>51-11</i>	<i>.823</i>	<i>15-1</i>	--	<i>1 (4-1)</i>	--
1995	Northwestern State	37-15	.711	19-5	1st	DNP (0-2)	--
1996	Northwestern State	34-27	.557	14-16	2nd (Div.)	2nd (3-2)	--
1997	Northwestern State	35-23	.603	19-9	1st	DNP (0-2)	--
<i>Totals</i>		<i>106-65</i>	<i>.620</i>	<i>52-30</i>	--	<i>3 (3-6)</i>	--
1998	Nebraska	24-20	.545	10-13	7th	DNQ	DNQ
1999	Nebraska	42-18	.700	16-9	5th	1st (4-0)	NCAA (1-2)
2000	Nebraska	51-17	.750	21-9	2nd	1st (5-1)	NCAA (4-2)
2001	Nebraska	50-16	.758	20-8	1st	1st (4-0)	CWS (5-2)
2002	Nebraska	47-21	.691	16-11	2nd	2nd (3-1)	CWS (5-3)
<i>Totals</i>		<i>214-92</i>	<i>.699</i>	<i>67-39</i>	--	<i>4 (16-2)</i>	<i>4 (15-9)</i>
2003	Arkansas	35-22	.612	14-16	6th West	T-7th (0-2)	NCAA (1-2)
2004	Arkansas	45-24	.652	19-11	T-1st Overall	4th (2-2)	CWS (6-3)
2005	Arkansas	39-22	.636	13-17	T-5th West	T-7th (0-2)	NCAA (2-2)
2006	Arkansas	39-21	.650	18-12	2nd West	T-7th (0-2)	NCAA (1-2)
2007	Arkansas	43-21	.672	18-12	1st West	2nd (3-1)	NCAA (2-2)
2008	Arkansas	34-24	.586	14-15	4th West	DNQ	NCAA (0-2)
2009	Arkansas	41-24	.631	14-15	4th West	4th (2-2)	CWS (7-2)
2010	Arkansas	43-21	.672	18-12	2nd West	T-7th (0-2)	NCAA (3-3)
2011	Arkansas	40-22	.645	15-15	1st West	T-3rd (2-2)	NCAA (2-2)
2012	Arkansas	46-22	.676	16-14	T-2nd West	T-9th (0-2)	CWS (7-3)
2013	Arkansas	39-22	.639	18-11	2nd West	T-3rd (2-1)	NCAA (2-2)
2014	Arkansas	40-25	.615	16-14	4th West	T-3rd (3-2)	NCAA (2-2)
2015	Arkansas	40-25	.615	17-12	3rd West	T-5th (2-2)	CWS (5-3)
2016	Arkansas	26-29	.473	7-23	7th West	DNQ	DNQ
2017	Arkansas	45-19	.703	18-11	2nd West	2nd (3-2)	NCAA (3-2)
2018	Arkansas	48-21	.696	18-12	T-1st West	T-3rd (2-1)	CWS Runner-Up (9-3)
2019	Arkansas	27-10	.730	9-6	--	--	--
<i>Totals</i>		<i>670-374</i>	<i>.641</i>	<i>262-228</i>	--	<i>14 (21-25)</i>	<i>15 (52-35)</i>
<i>CAREER TOTALS</i>		<i>1,255-614</i>	<i>.671</i>	<i>396-298</i>	--	<i>44-34 (.564)</i>	<i>67-44 (.604)</i>



# NUMERICAL ROSTER

No.	Player	Pos.	B/T	Yr.	Ht.	Wt.	Hometown/Previous School
3	Zack Gregory	INF	L/R	Fr	5-10	175	Keller, Texas / Timber Creek HS
4	Trevor Ezell	INF	S/R	R-Sr	5-8	200	Bryant, Ark. / Bryant HS/ Southeast Missouri State
5	Jacob Nesbit	INF	R/R	R-Fr	6-0	170	Coppell, Texas / Coppell HS
7	Jack Kenley	INF	L/R	Jr	6-0	180	Germantown, Tenn. / Houston HS
8	Jordan McFarland	INF/OF	R/R	Jr	6-3	210	Waterloo, Ill. / Waterloo HS
10	Matt Goodheart	INF/OF	L/R	So	6-1	180	Magnolia, Ark. / San Jacinto CC
12	Casey Opitz	C	S/R	So	5-11	175	Centennial, Colo. / Heritage HS
13	Connor Noland	RHP	R/R	Fr	6-2	215	Greenwood, Ark. / Greenwood HS
14	Caleb Denny	INF	L/R	Fr	6-2	180	Owasso, Okla. / Owasso HS
15	Casey Martin	INF	R/R	So	5-11	175	Lonoke, Ark. / Lonoke HS
16	Andrew Stanley	C	R/R	Fr	5-9	180	Searcy, Ark. / Searcy HS/IMG Academy
17	Trey Harris	OF	R/R	Fr	5-10	165	Little Rock, Ark. / Little Rock Christian Academy
18	Heston Kjerstad	OF	L/R	So	6-3	200	Amarillo, Texas / Randall HS
19	Coby Boulware	INF	R/R	So	5-9	170	Anthem, Ariz. / TCU / Boulder Creek HS
20	Elijah Trest	RHP	L/R	Fr	6-3	205	White Oak, Texas / White Oak HS
21	Jacob Burton	RHP	R/R	Fr	6-0	195	Diana, Texas / New Diana HS
22	Curtis Washington, Jr.	OF/INF	R/R	Fr	6-2	175	West Memphis, Ark. / Academies of West Memphis HS
24	Dominic Fletcher	OF	L/L	Jr	5-9	175	Cypress, Calif. / Cypress HS
25	Christian Franklin	OF	R/R	Fr	5-11	180	Overland Park, Kan. / Rockhurst HS
26	Travis Hester	RHP	R/R	Fr	6-2	195	College Station, Texas / College Station HS
27	Dillon Lifrieri	OF/INF	R/R	Fr	6-0	190	Wilton, CT. / Wilton HS
28	Kole Ramage	RHP	R/R	So	6-1	195	Southlake, Texas / Southlake Carroll HS
29	Marshall Denton	RHP	R/R	R-So	5-11	165	Beebe, Ark. / Beebe HS
31	Caleb Bolden	RHP	R/R	So	6-2	185	Texarkana, Texas / Pleasant Grove HS
32	Matt Cronin	LHP	L/L	Jr	6-2	210	Navarre, Fla. / Navarre HS
33	Patrick Wicklander	LHP	R/L	Fr	6-1	180	San Jose, Calif. / Valley Christian HS
34	Steven Sanchez	LHP	L/L	Fr	6-7	250	Mundelein, Ill. / Mundelein HS
35	Jacob Kostyshock	RHP	R/R	Jr	6-4	175	O'Fallon, Mo. / Francis Howell HS
37	Caden Monke	LHP	L/L	Fr	6-3	160	Mt. Olive, Ill. / Mt. Olive HS
39	Evan Taylor	LHP	L/L	Fr	6-4	235	Florence, Ala. / Florence HS
44	Collin Taylor	RHP	R/R	R-So	5-11	220	Florence, Ala. / Florence HS / Walters State CC
45	Kevin Kopps	RHP	R/R	R-Jr	6-0	200	Sugar Land, Texas / George Ranch HS
46	Carter Sells	RHP	R/R	Fr	6-0	190	Brentwood, Tenn. / Ravenwood HS
48	Zack Plunkett	C	R/R	R-Sr	6-2	230	Hurst, Texas / TCU / L.D. Bell HS
49	Liam Henry	LHP	L/L	Fr	6-2	175	Kansas City, Mo. / Park Hill HS
54	Will Barker	RHP	R/R	Fr.	6-2	180	Sherwood, AR / Pulaski Academy
55	Isaiah Campbell	RHP	R/R	R-Jr	6-4	235	Olathe, Kan. / Olathe South HS
57	Cody Scroggins	RHP	R/R	R-Jr	6-0	185	Bentonville, Ark. / Bentonville HS
88	Zebulon Vermillion	RHP	L/R	So	6-4	215	Prairie Village, Kan. / Shawnee Mission East HS

## Coaches and Support Staff

Head Coach:	2 Dave Van Horn, 17th Season (Arkansas, 1988)
Assistant Coach:	30 Nate Thompson, 2nd Season (Dallas-Baptist, 2006)
Assistant Coach:	47 Matt Hobbs, 1st Season (Missouri, 2002)
Volunteer Assistant Coach:	9 Taylor Smart, 1st Season (Tennessee, 2017)
Student Assistants:	11 Harrison Heffley, 2nd Season; 6 Jared Gates, 1st Season
Director of Operations:	Clay Goodwin, 12th Season (Arkansas, 2005)
Athletic Trainer:	Corey Wood (East Carolina, 2008)
Strength & Conditioning	Blaine Kinsley (Lenoir-Rhyne, 2010)
Director of Video and Scouting	Zach Barr (Arkansas, 2017)
Managers:	Sean O'Neil, Cale Petrie, Hayden Sutton, Chandler Tolbert, Doug Willey, Phil Cebuhar

## Pronunciation Guide

Trevor Ezell	EE-zell
Jacob Nesbit	NEZ-bit
Casey Opitz	Opitts
Heston Kjerstad	KERR-stad
Dillon Lifrieri	LIF-fury
Kole Ramage	RAM-midge
Jacob Kostyshock	Cost-EE-shock
Caden Monke	Monk





**2019 Arkansas Baseball**  
**Overall Statistics for Arkansas (as of Apr 16, 2019)**  
**(All games Sorted by Batting avg)**



Record: 27-10 Home: 18-4 Away: 9-6 SEC: 9-6

Player	avg	gp-gs	ab	r	h	2b	3b	hr	rbi	tb	slg%	bb	hp	so	gdp	ob%	sf	sh	sb-att	po	a	e	fld%	
10 Matt Goodheart	.404	32-25	99	16	40	10	1	1	22	55	.556	18	1	19	1	.500	0	1	4-6	4	0	0	1.000	
18 Heston Kjerstad	.321	37-37	159	31	51	6	1	9	31	86	.541	9	8	39	2	.386	0	0	3-3	56	2	1	.983	
24 Dominic Fletcher	.320	37-37	147	35	47	17	0	5	31	79	.537	18	2	25	0	.394	3	0	1-2	97	0	1	.990	
7 Jack Kenley	.310	37-36	126	34	39	4	3	7	29	70	.556	29	4	28	2	.444	3	1	6-8	44	110	3	.981	
4 Trevor Ezell	.304	37-37	138	36	42	10	2	5	26	71	.514	27	1	31	2	.417	2	5	9-10	266	23	2	.993	
15 Casey Martin	.287	37-37	164	36	47	15	2	7	29	87	.530	14	3	45	0	.354	0	3	8-10	53	82	14	.906	
5 Jacob Nesbit	.285	36-35	123	21	35	6	0	1	27	44	.358	17	1	30	1	.361	6	4	5-7	14	45	3	.952	
25 Christian Franklin	.268	36-32	112	22	30	3	1	4	27	47	.420	13	2	31	6	.352	1	3	7-8	63	2	3	.956	
-----																								
22 Curtis Washington	.368	16-3	19	8	7	1	1	0	2	10	.526	5	1	9	0	.520	0	1	2-2	12	2	2	.875	
17 Trey Harris	.258	13-8	31	4	8	3	0	0	5	11	.355	2	2	4	0	.343	0	1	0-0	0	0	0	.000	
12 Casey Opitz	.236	32-25	89	19	21	2	0	1	16	26	.292	25	2	21	7	.407	2	1	5-5	250	23	2	.993	
48 Zack Plunkett	.226	17-12	31	9	7	1	0	1	5	11	.355	12	4	13	0	.469	2	1	0-0	91	10	2	.981	
8 Jordan McFarland	.184	15-9	38	4	7	0	0	0	6	7	.184	4	1	13	0	.267	2	0	2-2	25	1	0	1.000	
Totals	.299	37	1276	275	381	78	11	41	256	604	.473	193	32	308	21	.398	21	21	52-63	995	341	40	.971	
Opponents	.231	37	1243	176	287	48	2	27	165	420	.338	155	36	355	18	.330	14	12	19-34	960	318	43	.967	

LOB - Team (310), Opp (289). DPs turned - Team (22), Opp (25). CI - Team (0), Opp (2). IBB - Team (6), C. Martin 2, D. Fletcher 1, H. Kjerstad 1, C. Opitz 1, M. Goodheart 1, Opp (2). Picked off - C. Opitz 1, J. Kenley 1, D. Fletcher 1, T. Ezell 1, M. Goodheart 1.

**(All games Sorted by Earned run avg)**

Player	era	w-l	app	gs	cg	sho	sv	ip	h	r	er	bb	so	2b	3b	hr	b/avg	wp	hp	bk	sfa	sha
55 Isaiah Campbell	2.45	6-1	9	9	0	0/1	0	58.2	45	19	16	10	68	9	1	0	.211	2	1	0	1	2
-----																						
32 Matt Cronin	1.69	1-0	13	0	0	0/2	7	16.0	7	3	3	10	24	0	0	2	.132	1	0	0	0	0
35 Jacob Kostyshock	1.96	1-1	9	1	0	0/2	1	18.1	13	6	4	6	16	1	0	1	.191	1	2	0	1	0
45 Kevin Kopps	3.15	2-3	17	0	0	0/2	0	20.0	16	7	7	5	25	3	0	1	.216	1	1	0	0	1
88 Zebulon Vermillion	3.32	4-0	15	0	0	0/1	1	19.0	19	8	7	7	18	6	0	1	.264	1	3	0	2	1
49 Liam Henry	3.52	0-0	8	0	0	0/0	0	7.2	5	3	3	7	7	0	0	1	.185	2	1	0	1	0
29 Marshall Denton	3.71	1-0	15	3	0	0/0	1	17.0	19	9	7	2	17	3	1	2	.268	2	2	1	0	0
33 Patrick Wicklander	4.25	3-1	14	7	0	0/2	0	36.0	24	20	17	23	52	7	0	3	.194	2	7	0	2	4
57 Cody Scroggins	4.54	2-0	10	7	0	0/2	0	33.2	30	18	17	21	42	5	0	3	.233	3	5	1	2	0
28 Kole Ramage	4.75	6-1	15	0	0	0/1	0	36.0	36	25	19	13	28	5	0	5	.265	3	2	0	2	2
20 Elijah Trest	5.40	0-1	10	0	0	0/1	0	13.1	14	9	8	12	11	0	0	0	.275	0	4	0	1	0
13 Connor Noland	5.60	1-2	11	10	0	0/0	0	35.1	41	25	22	10	24	5	0	5	.279	2	2	0	1	1
39 Evan Taylor	6.43	0-0	8	0	0	0/1	0	7.0	3	5	5	9	13	0	0	0	.136	3	1	0	0	1
21 Jacob Burton	6.75	0-0	7	0	0	0/0	0	5.1	8	6	4	3	4	3	0	2	.333	1	2	0	0	0
44 Collin Taylor	7.36	0-0	5	0	0	0/0	0	3.2	3	3	3	5	1	0	0	1	.231	2	0	0	1	0
46 Carter Sells	18.00	0-0	3	0	0	0/0	0	2.0	1	4	4	7	1	0	0	0	.143	0	0	0	0	0
37 Caden Monke	20.25	0-0	5	0	0	0/0	0	2.2	3	6	6	5	4	1	0	0	.250	1	3	0	0	0
Totals	4.12	27-10	37	37	0	4/4	10	331.2	287	176	152	155	355	48	2	27	.231	27	36	2	14	12
Opponents	7.06	10-27	37	37	1	1/1	7	320.0	381	275	251	193	308	78	11	41	.299	35	32	9	21	21

PB - Team (2), C. Opitz 1, Z. Plunkett 1, Opp (2). Pickoffs - Team (2), C. Opitz 2, Opp (5). SBA/ATT - C. Opitz (14-25), Z. Plunkett (5-8), I. Campbell (2-7), C. Scroggins (2-4), E. Trest (1-4), Z. Vermillion (3-3), C. Noland (3-3), K. Ramage (2-3), P. Wicklander (1-3), M. Cronin (2-3), M. Denton (2-2), K. Kopps (0-1), J. Kostyshock (1-1).



**2019 Arkansas Baseball**  
**Conference statistics for Arkansas (as of Apr 15, 2019)**  
**(SEC games only Sorted by Batting avg)**



Record: 9-6 Home: 4-2 Away: 5-4 SEC: 9-6

Player	avg	gp-gs	ab	r	h	2b	3b	hr	rbi	tb	slg%	bb	hp	so	gdp	ob%	sf	sh	sb-att	po	a	e	fld%	
10 Matt Goodheart	.480	14-13	50	7	24	9	1	0	9	35	.700	10	1	6	1	.574	0	0	2-3	0	0	0	.000	
24 Dominic Fletcher	.313	15-15	64	11	20	6	0	2	12	32	.500	3	1	11	0	.353	0	0	0-0	51	0	1	.981	
18 Heston Kjerstad	.303	15-15	66	10	20	2	0	3	11	31	.470	0	4	20	2	.343	0	0	1-1	22	0	0	1.000	
15 Casey Martin	.254	15-15	67	11	17	3	2	2	4	30	.448	4	1	24	0	.306	0	0	3-3	24	30	6	.900	
5 Jacob Nesbit	.241	15-15	54	7	13	4	0	1	10	20	.370	7	0	14	0	.313	3	0	2-3	4	19	2	.920	
7 Jack Kenley	.226	15-15	53	9	12	2	0	2	6	20	.377	11	0	15	2	.354	1	1	2-4	15	49	1	.985	
12 Casey Opitz	.224	15-14	49	6	11	0	0	1	6	14	.286	9	1	13	4	.356	0	1	0-0	112	14	1	.992	
4 Trevor Ezell	.211	15-15	57	10	12	6	0	2	12	24	.421	10	0	17	1	.324	1	1	0-1	123	8	0	1.000	
25 Christian Franklin	.189	15-15	53	8	10	0	0	1	6	13	.245	3	1	19	1	.241	1	2	1-1	41	1	1	.977	
-----																								
8 Jordan McFarland	.500	1-0	2	0	1	0	0	0	0	1	.500	0	0	0	0	.500	0	0	0-0	4	1	0	1.000	
48 Zack Plunkett	.250	4-1	4	2	1	0	0	0	0	1	.250	2	1	2	0	.571	0	0	0-0	7	2	0	1.000	
17 Trey Harris	.167	2-2	6	0	1	1	0	0	0	2	.333	0	0	1	0	.167	0	0	0-0	0	0	0	.000	
22 Curtis Washington	.000	3-0	2	1	0	0	0	0	0	0	.000	0	0	2	0	.000	0	0	0-0	1	1	0	1.000	
Totals	.269	15	527	82	142	33	3	14	76	223	.423	59	10	144	11	.350	6	5	11-16	411	144	13	.977	
Opponents	.241	15	515	76	124	24	1	13	73	189	.367	73	12	125	6	.344	7	5	10-18	412	150	14	.976	

LOB - Team (114), Opp (125). DPs turned - Team (6), Opp (11). CI - Team (0), Opp (1). IBB - Team (2), D. Fletcher 1, M. Goodheart 1, Opp (2). Picked off - D. Fletcher 1, J. Kenley 1, C. Opitz 1.

**(SEC games only Sorted by Earned run avg)**

Player	era	w-l	app	gs	cg	sho	sv	ip	h	r	er	bb	so	2b	3b	hr	b/avg	wp	hp	bk	sfa	sha		
55 Isaiah Campbell	2.04	3-1	5	5	0	0/1	0	35.1	24	8	8	7	35	5	1	0	.190	2	1	0	1	1		
57 Cody Scroggins	4.58	1-0	6	4	0	0/1	0	19.2	20	11	10	16	16	4	0	2	.256	3	2	0	1	0		
28 Kole Ramage	6.75	1-0	5	0	0	0/0	0	17.1	18	15	13	7	10	4	0	3	.281	2	2	0	2	2		
13 Connor Noland	8.04	0-2	5	5	0	0/0	0	15.2	23	14	14	5	9	3	0	3	.333	1	0	0	0	0		
-----																								
20 Elijah Trest	0.00	0-0	3	0	0	0/0	0	5.2	2	0	0	3	2	0	0	0	.111	0	3	0	0	0		
29 Marshall Denton	0.00	0-0	4	0	0	0/0	1	3.0	1	0	0	0	5	1	0	0	.100	1	0	0	0	0		
49 Liam Henry	0.00	0-0	2	0	0	0/0	0	2.0	0	0	0	3	2	0	0	0	.000	1	0	0	0	0		
32 Matt Cronin	3.38	0-0	6	0	0	0/1	3	8.0	4	3	3	6	12	0	0	2	.148	1	0	0	0	0		
35 Jacob Kostyshock	3.38	1-0	4	0	0	0/1	0	5.1	4	2	2	4	5	0	0	1	.190	1	1	0	0	0		
45 Kevin Kopps	6.48	1-3	9	0	0	0/0	0	8.1	8	6	6	2	11	3	0	0	.250	1	0	0	0	1		
88 Zebulon Vermillion	6.75	1-0	5	0	0	0/1	1	6.2	11	5	5	4	7	2	0	1	.393	0	0	0	1	0		
33 Patrick Wicklander	8.64	1-0	4	1	0	0/1	0	8.1	7	8	8	11	10	2	0	1	.233	1	3	0	1	1		
44 Collin Taylor	9.00	0-0	1	0	0	0/0	0	1.0	1	1	1	1	0	0	0	0	.333	1	0	0	1	0		
39 Evan Taylor	40.50	0-0	2	0	0	0/0	0	0.2	1	3	3	4	1	0	0	0	.333	1	0	0	0	0		
Totals	4.80	9-6	15	15	0	2/2	5	137.0	124	76	73	73	125	24	1	13	.241	16	12	0	7	5		
Opponents	4.98	6-9	15	15	1	1/1	4	137.1	142	82	76	59	144	33	3	14	.269	10	10	0	6	5		

PB - Team (1), C. Opitz 1, Opp (1). Pickoffs - Team (2), C. Opitz 2, Opp (3). SBA/ATT - C. Opitz (10-17), C. Scroggins (2-4), M. Cronin (2-3), I. Campbell (0-3), Z Vermillion (3-3), K. Ramage (1-2), E. Trest (1-2), M. Denton (1-1).



**2019 Arkansas Baseball  
Games Summary for Arkansas (as of Apr 16, 2019)  
(All games)**

<b>Score by innings</b>	<b>1</b>	<b>2</b>	<b>3</b>	<b>4</b>	<b>5</b>	<b>6</b>	<b>7</b>	<b>8</b>	<b>9</b>	<b>EX</b>	<b>Total</b>
Arkansas	24	45	26	38	48	22	28	24	14	6	275
Opponents	17	15	15	21	22	28	14	20	19	5	176

**Record when ...**

Overall	27-10	After 6 leading	24-0
Conference	9-6	..... trailing	1-7
Non-Conference	18-4	..... tied	2-3
Home games	18-4	After 7 leading	24-0
Away games	9-6	..... trailing	2-7
Neutral site	0-0	..... tied	0-3
Day games	15-6	After 8 leading	22-0
Night games	12-4	..... trailing	1-9
vs Left starter	11-3	..... tied	2-1
vs Right starter	16-7		
1-Run games	4-3	Hit 0 home runs	11-4
2-Run games	6-1	... 1 home run	6-4
5+Run games	15-5	... 2+ home runs	10-2
Extra innings	1-1		
Shutouts	4-1	Opponent 0 home runs	17-3
		..... 1 home run	7-3
Scoring 0-2 runs	1-3	..... 2+ HRs	3-4
..... 3-5 runs	7-4		
..... 6-9 runs	7-3	Made 0 errors	10-3
..... 10+ runs	12-0	.... 1 error	8-5
		.... 2+ errors	9-2
Opponent 0-2 runs	12-0		
..... 3-5 runs	9-2	Opp. made 0 errors	8-4
..... 6-9 runs	5-3	..... 1 error	5-4
..... 10+ runs	1-5	..... 2+ errors	14-2
Scored in 1st inning	13-0	Out-hit opponent	20-4
Opp. scored in 1st	4-3	Out-hit by opponent	5-6
Scores first	23-4	Hits are tied	2-0
Opp. scores first	4-6		

**Record when team scores:**

Runs	0	1	2	3	4	5	6	7	8	9	10+
W-L	0-1	0-0	1-2	3-2	3-1	1-1	1-1	0-2	4-0	2-0	12-0

**Record when opponent scores:**

Runs	0	1	2	3	4	5	6	7	8	9	10+
W-L	4-0	2-0	6-0	7-1	2-1	0-0	2-2	2-1	1-0	0-0	1-5

**Record when leading after:**

Inn.	1	2	3	4	5	6	7	8
W-L	13-0	17-5	19-5	19-5	22-5	24-0	24-0	22-0

**Record when trailing after:**

Inn.	1	2	3	4	5	6	7	8
W-L	2-3	3-4	4-5	4-4	2-5	1-7	2-7	1-9

**Record when tied after:**

Inn.	1	2	3	4	5	6	7	8
W-L	12-7	7-1	4-0	4-1	3-0	2-3	0-3	2-1

Current winning streak: 2  
 Longest winning streak: 7  
 Longest losing streak: 4

Home attendance : 164184 ( 20 dates avg = 8209 )  
 Away attendance : 43148 ( 13 dates avg = 3319 )  
 Total attendance: 207332 ( 33 dates avg = 6282 )



## 2019 Arkansas Baseball Miscellaneous Stats for Arkansas (as of Apr 16, 2019) (All games)



### Starting Lineup By Position (Team W-L record when starter)

PITCHER:		
13 Connor Noland	10	(5-5)
55 Isaiah Campbell	9	(7-2)
33 Patrick Wicklander	7	(6-1)
57 Cody Scroggins	7	(6-1)
29 Marshall Denton	3	(2-1)
35 Jacob Kostyshock	1	(1-0)
CATCHER:		
12 Casey Opitz	25	(19-6)
48 Zack Plunkett	12	(8-4)
FIRST BASE:		
4 Trevor Ezell	34	(24-10)
8 Jordan McFarland	3	(3-0)
SECOND BASE:		
7 Jack Kenley	34	(24-10)
4 Trevor Ezell	3	(3-0)
THIRD BASE:		
5 Jacob Nesbit	35	(25-10)
7 Jack Kenley	2	(2-0)
SHORTSTOP:		
15 Casey Martin	37	(27-10)
LEFT FIELD:		
25 Christian Franklin	32	(22-10)
22 Curtis Washington	3	(3-0)
10 Matt Goodheart	2	(2-0)
CENTER FIELD:		
24 Dominic Fletcher	37	(27-10)
RIGHT FIELD:		
18 Heston Kjerstad	37	(27-10)
DESIGNATED HITTER:		
10 Matt Goodheart	23	(17-6)
17 Trey Harris	8	(6-2)
8 Jordan McFarland	6	(4-2)

### Starting Lineup By Lineup Spot (Team W-L record when starter)

LEADOFF:		
15 Casey Martin	28	(22-6)
4 Trevor Ezell	9	(5-4)
2ND SPOT:		
18 Heston Kjerstad	34	(25-9)
15 Casey Martin	3	(2-1)
3RD SPOT:		
4 Trevor Ezell	28	(22-6)
15 Casey Martin	6	(3-3)
10 Matt Goodheart	2	(2-0)
18 Heston Kjerstad	1	(0-1)
CLEANUP:		
24 Dominic Fletcher	37	(27-10)
5TH SPOT:		
10 Matt Goodheart	16	(10-6)
12 Casey Opitz	11	(10-1)
8 Jordan McFarland	4	(2-2)
17 Trey Harris	4	(3-1)
18 Heston Kjerstad	2	(2-0)
6TH SPOT:		
7 Jack Kenley	15	(7-8)
10 Matt Goodheart	7	(7-0)
12 Casey Opitz	6	(6-0)
17 Trey Harris	4	(3-1)
48 Zack Plunkett	3	(2-1)
8 Jordan McFarland	1	(1-0)
25 Christian Franklin	1	(1-0)
7TH SPOT:		
7 Jack Kenley	19	(18-1)
5 Jacob Nesbit	11	(5-6)
8 Jordan McFarland	3	(3-0)
48 Zack Plunkett	2	(1-1)
25 Christian Franklin	1	(0-1)
12 Casey Opitz	1	(0-1)
8TH SPOT:		
5 Jacob Nesbit	21	(18-3)
12 Casey Opitz	6	(3-3)
48 Zack Plunkett	5	(4-1)
25 Christian Franklin	2	(0-2)
7 Jack Kenley	2	(1-1)
8 Jordan McFarland	1	(1-0)
9TH SPOT:		
25 Christian Franklin	28	(21-7)
5 Jacob Nesbit	3	(2-1)
22 Curtis Washington	3	(3-0)
48 Zack Plunkett	2	(1-1)
12 Casey Opitz	1	(0-1)



# #55 ISAIAH CAMPBELL

RHP • 6-4 • 225 • R-JUNIOR  
OLATHE, KAN.  
OLATHE SOUTH HS



3/1/19	Stony Brook*	7.0	3	0-0	1	13	W, 3-0
3/8/19	Louisiana Tech*	6.0	7	2-2	0	10	ND
3/15/19	Missouri*	7.0	2	0-0	1	11	W, 4-0
3/22/19	at Alabama*	7.0	5	0-0	1	7	W, 5-0
3/29/19	#21 Ole Miss*	7.0	4	2-2	2	5	W, 6-0
4/5/19	at #15 Auburn*	6.2	7	3-3	3	3	ND
4/12/19	at #6 Vanderbilt*	7.2	6	3-3	0	9	L, 6-1
<b>TOTALS</b>	<b>9 G, 9 GS</b>	<b>58.2</b>	<b>45</b>	<b>19-16</b>	<b>10</b>	<b>68</b>	<b>6-1</b>

Isaiah Campbell 2018 Game-By-Game (R-Sophomore)  
(18 Appearances, 17 Starts)

Date	Opponent	IP	H	R-ER	BB	K	Result
2/17/18	Bucknell*	4.0	3	1-1	2	7	W, 1-0
2/24/18	at San Diego State*	5.0	5	2-1	1	7	ND
3/3/18	USC*	5.1	3	1-1	3	2	L, 1-1
3/9/18	Kent State*	3.2	5	5-1	2	3	L, 1-2
3/17/18	#4 Kentucky*	8.0	3	1-1	4	8	W, 2-2
3/24/18	at #2 Florida*	1.0	4	6-5	4	2	L, 2-3
4/8/18	#13 Auburn*	2.0	6	3-3	0	4	ND
4/14/18	South Carolina*	5.0	2	0-0	1	1	W, 3-3
4/21/18	at Mississippi St.*	5.2	8	6-5	3	6	L, 3-4
4/29/18	Alabama*	1.1	1	1-1	3	0	ND
5/6/18	at LSU*	4.1	8	5-5	0	3	L, 3-5
5/13/18	#20 Texas A&M*	5.0	5	0-0	0	7	W, 4-5
5/19/18	at #13 Georgia	3.0	1	0-0	0	3	ND
5/26/18	vs. LSU*	5.0	4	2-2	1	7	L, 4-6
6/3/18	Dallas Baptist*	0.0	1	1-1	2	0	ND
6/11/18	South Carolina*	4.0	4	2-2	2	5	ND
6/22/18	vs. Florida*	5.1	2	2-2	0	8	W, 5-6
6/28/18	vs. Oregon St.*	2.0	2	3-2	1	2	L, 5-7
<b>TOTALS</b>	<b>18 G, 17 GS</b>	<b>69.2</b>	<b>67</b>	<b>41-33</b>	<b>29</b>	<b>75</b>	<b>5-7</b>

Isaiah Campbell 2017 Game-By-Game (Sophomore)  
(17 Appearances, 16 Starts)

Date	Opponent	IP	H	R-ER	BB	K	Result
2/25/17	Bryant	0.2	3	3-3	1	1	ND
<b>TOTALS</b>	<b>1 G, 0 GS</b>	<b>0.2</b>	<b>3</b>	<b>3-3</b>	<b>1</b>	<b>1</b>	<b>0-0</b>

Isaiah Campbell 2016 Game-By-Game (Freshman)  
(13 Appearances, 6 Starts)

Date	Opponent	IP	H	R-ER	BB	K	Result
2/23/16	Miss. Valley State*	2.0	2	1-1	0	1	W, 1-0
3/9/16	Gonzaga	0.1	1	0-0	0	1	ND
3/15/16	Grambling State*	4.0	4	3-3	1	4	W, 2-0
3/18/16	at South Carolina	1.0	1	1-1	0	0	ND
4/6/16	at Memphis*	2.2	2	0-0	1	2	ND
4/9/16	at Ole Miss	0.2	3	2-1	0	1	ND
4/14/16	Florida	2.1	3	2-0	0	3	ND
4/19/16	Creighton*	3.0	2	0-0	0	2	W, 3-0
4/26/16	Oklahoma State*	3.1	3	3-2	2	2	ND
5/1/16	Texas A&M	3.1	3	1-1	1	1	ND
5/7/16	at LSU	1.0	3	3-3	2	2	ND
5/13/16	Alabama	5.0	1	0-0	1	2	ND
5/20/16	at Mississippi St.*	3.0	3	3-1	3	1	L, 3-1
<b>TOTALS</b>	<b>13 G, 6 GS</b>	<b>31.2</b>	<b>31</b>	<b>19-13</b>	<b>11</b>	<b>23</b>	<b>3-1</b>

## CAREER HIGHS

Category	High	Opponent (Last)	Date
Innings	8.0	No. 4 Kentucky	3/17/18
Longest Start	8.0	No. 4 Kentucky	3/17/18
Shortest Start	0.0	Dallas Baptist	6/3/18
Longest Relief	5.0	Alabama	5/13/16
Hits	8	2x (at LSU)	5/6/18
Runs	6	3x (at USC)	2/22/19
Earned Runs	5	3x (at LSU)	5/6/18
Walks	4	2x (at No. 2 Florida)	3/24/18
Strikeouts	13	Stony Brook	3/1/19

## CAREER VS. 2019 OPPONENTS

Team	ERA	W-L	G-GS	IP	H	R	ER	BB-K
USC	1.76	0-1	1-1	5.1	3	1	1	3-2
Memphis	0.00	0-0	1-1	2.2	2	0	0	1-2
Alabama	1.48	0-0	2-1	6.1	2	1	1	4-2
Auburn	13.50	0-0	1-1	2.0	6	3	3	0-4
Mississippi St.	6.59	0-2	2-2	8.2	11	9	6	6-7
Grambling St.	6.75	1-0	1-1	4.0	4	3	3	1-4
Kentucky	1.13	1-0	1-1	8.0	3	1	1	4-8
LSU	7.50	0-2	2-1	5.1	11	8	8	2-5
Texas A&M	1.11	1-0	2-1	8.1	8	1	1	1-8

## 2019 TRENDS

- Has 6IP or more in seven-consecutive starts ... All nine starts have been 5+ IP.
- 3rd in SEC in overall IP (58.2) ... 2nd in SEC games only (35.1).
- Three starts with 10+ strikeouts (last vs. Missouri - March 15)
- 5th in league with 58 strikeouts.
- Hasn't given up more than three walks in 21-consecutive outings
- First Razorback pitcher since 2017 (T. Stephan) with three-straight 10+ strikeout performances (vs. Stony Brook, La. Tech, Missouri).
- Golden Spikes Midseason Watch List

### CAMPBELL'S CAREER APPEARANCES

Isaiah Campbell 2019 Game-By-Game (R-Junior)  
(9 Appearances, 9 Starts)

Date	Opponent	IP	H	R-ER	BB	K	Result
2/16/19	Eastern Illinois*	5.0	5	3-3	0	5	W, 1-0
2/22/19	at USC*	5.1	6	6-3	2	5	W, 2-0

### Isaiah Campbell Career Stats


Year	ERA	W	L	App	GS	CG	SHO	CBO	SV	IP	H	R	ER	BB	SO	2B	3B	HR	BF	B/Avg	WP	HBP	BK	SFA	SHA	PO	A	E	FLD%
2016	3.69	3	1	13	6	0	0	0	0	31.2	31	19	13	11	23	4	0	4	139	.256	1	3	0	1	3	2	6	0	1.000
2017	40.50	0	0	1	0	0	0	0	0	0.2	3	3	3	1	1	1	0	0	6	.600	1	0	0	0	0	8	7	0	1.000
2018	4.26	5	7	18	17	0	0	1	0	69.2	67	41	33	29	75	19	1	4	305	.249	8	4	0	1	2	4	5	1	.900
2019	2.45	6	1	9	9	0	0	1	0	58.2	45	19	16	10	68	9	1	0	227	.211	2	1	0	1	2	14	18	1	.970
<b>TOTAL</b>	<b>3.64</b>	<b>14</b>	<b>9</b>	<b>41</b>	<b>32</b>	<b>0</b>	<b>0</b>	<b>2</b>	<b>0</b>	<b>160.2</b>	<b>146</b>	<b>82</b>	<b>65</b>	<b>51</b>	<b>167</b>	<b>33</b>	<b>2</b>	<b>8</b>	<b>677</b>	<b>.240</b>	<b>12</b>	<b>8</b>	<b>0</b>	<b>3</b>	<b>7</b>	<b>14</b>	<b>18</b>	<b>1</b>	<b>.970</b>

### Isaiah Campbell Career SEC Stats

Year	ERA	W	L	App	GS	CG	SHO	CBO	SV	IP	H	R	ER	BB	SO	2B	3B	HR	BF	B/Avg	WP	HBP	BK	SFA	SHA	PO	A	E	FLD%
2016	3.86	0	1	7	1	0	0	0	0	16.1	17	12	7	7	10	3	0	1	75	.258	0	1	0	1	0	1	2	0	1.000
2018	5.09	3	3	9	8	0	0	1	0	35.1	38	22	20	15	34	11	0	3	154	.281	4	1	0	1	2	4	6	0	1.000
2019	2.04	3	1	5	5	0	0	1	0	35.1	24	8	8	7	35	5	1	0	136	.190	2	1	0	1	1	3	3	0	1.000
<b>TOTAL</b>	<b>3.62</b>	<b>6</b>	<b>5</b>	<b>21</b>	<b>14</b>	<b>0</b>	<b>0</b>	<b>2</b>	<b>0</b>	<b>87.0</b>	<b>79</b>	<b>42</b>	<b>35</b>	<b>29</b>	<b>79</b>	<b>19</b>	<b>1</b>	<b>4</b>	<b>365</b>	<b>.242</b>	<b>6</b>	<b>3</b>	<b>0</b>	<b>3</b>	<b>3</b>	<b>8</b>	<b>11</b>	<b>0</b>	<b>1.000</b>

# A || GAME 2 STARTER

**#33 PATRICK WICKLANDER**  
 LHP • 6-1 • 175 • FRESHMAN  
 SAN JOSE, CALIF.  
 VALLEY CHRISTIAN HS



## WICKLANDER'S CAREER APPEARANCES

Patrick Wicklander 2019 Game-By-Game (Freshman)  
 (14 Appearances, 7 Starts)

Date	Opponent	IP	H	R-ER	BB	K	Result
2/17/19	Eastern Illinois	2.1	2	1-1	0	4	ND
2/21/19	at USC	0.0	0	0-0	2	0	ND
2/23/19	at USC	2.0	2	2-2	0	2	L, 0-1
2/27/19	Memphis*	3.0	3	2-2	1	4	ND
3/2/19	Stony Brook	1.0	0	0-0	2	3	ND
3/6/19	Charlotte*	5.0	1	0-0	3	8	W, 1-1
3/12/19	Western Illinois*	5.0	1	0-0	1	8	W, 2-1
3/19/19	at #9 Texas*	4.0	5	4-4	1	3	ND
3/23/19	at Alabama	0.0	0	3-3	3	0	ND
3/26/19	at Missouri St.*	2.0	0	0-0	0	5	ND
3/31/19	#21 Ole Miss	0.1	2	2-2	2	0	ND
4/2/19	Little Rock*	3.1	3	3-0	2	5	ND
4/6/19	at #15 Auburn*	5.0	2	0-0	3	6	W, 3-1
4/14/19	at #6 Vanderbilt	3.0	3	3-3	3	4	ND
<b>TOTALS</b>	<b>14 G, 7 GS</b>	<b>36.0</b>	<b>24</b>	<b>20-17</b>	<b>23</b>	<b>52</b>	<b>3-1</b>

## SEASON HIGHS

Category	High	Opponent (Last)	Date
Innings	5.0	3x (at No. 15 Auburn)	4/6/19
Longest Start	5.0	3x (at No. 15 Auburn)	4/6/19
Shortest Start	3.0	Memphis	2/27/19
Longest Relief	2.1	Eastern Illinois	2/17/19
Hits	5	at No. 9 Texas	3/19/19
Runs	4	at No. 9 Texas	3/19/19
Earned Runs	4	at No. 9 Texas	3/19/19
Walks	3	4x (at No. 6 Vanderbilt)	4/14/19
Strikeouts	8	2x (Western Illinois)	3/12/19

## 2019 TRENDS

- Has thrown 3 IP or more in last three outings.
- Picked up first collegiate win vs. Charlotte (March 6) after throwing 5.0 scoreless innings with only one hit allowed.
- Struck out five or more batters five times, including three of last five appearances.
- Has a 4.25 ERA, the lowest among Razorback freshmen with 10 or more appearances.
- Six of seven starts have come against non-conference opponents.
- Only start in SEC play came at No. 15 Auburn (April 6), earning his third win.
- Hasn't given up more than three hits in six-consecutive outings.

### Patrick Wicklander Career Stats

Year	ERA	W	L	App	GS	CG	SHO	CBO	SV	IP	H	R	ER	BB	SO	2B	3B	HR	BF	B/Avg	WP	HBP	BK	SFA	SHA	PO	A	E	FLD%
2019	4.25	3	1	14	7	0	0	2	0	36.0	24	20	17	23	52	7	0	3	160	.194	2	7	0	2	4	4	7	0	1.000
<b>TOTAL</b>	<b>4.25</b>	<b>3</b>	<b>1</b>	<b>14</b>	<b>7</b>	<b>0</b>	<b>0</b>	<b>2</b>	<b>0</b>	<b>36.0</b>	<b>24</b>	<b>20</b>	<b>17</b>	<b>23</b>	<b>52</b>	<b>7</b>	<b>0</b>	<b>3</b>	<b>160</b>	<b>.194</b>	<b>2</b>	<b>7</b>	<b>0</b>	<b>2</b>	<b>4</b>	<b>4</b>	<b>7</b>	<b>0</b>	<b>1.000</b>

### Patrick Wicklander Career SEC Stats

Year	ERA	W	L	App	GS	CG	SHO	CBO	SV	IP	H	R	ER	BB	SO	2B	3B	HR	BF	B/Avg	WP	HBP	BK	SFA	SHA	PO	A	E	FLD%
2019	8.64	1	0	4	1	0	0	1	0	8.1	7	8	8	11	10	2	0	1	46	.233	1	3	0	1	1	1	3	0	1.000
<b>TOTAL</b>	<b>8.64</b>	<b>1</b>	<b>0</b>	<b>4</b>	<b>1</b>	<b>0</b>	<b>0</b>	<b>1</b>	<b>0</b>	<b>8.1</b>	<b>7</b>	<b>8</b>	<b>8</b>	<b>11</b>	<b>10</b>	<b>2</b>	<b>0</b>	<b>1</b>	<b>46</b>	<b>.233</b>	<b>1</b>	<b>3</b>	<b>0</b>	<b>1</b>	<b>1</b>	<b>1</b>	<b>3</b>	<b>0</b>	<b>1.000</b>



**RECORD RUNDOWN**

Overall	27-10
vs. Top-5 Teams	0-0
vs. Top-10 Teams	2-3
vs. Top-25 Teams	4-4
vs. Unranked Teams	22-4
At home	18-4
On the road	9-6
At neutral sites	0-0
In day games	16-5
In night games	11-5
In extra innings	1-1
Vs. teams .500 or better	16-8
Vs. teams .500 or worse	11-2
Vs. left-handed starter	11-3
Vs. right-handed starter	16-7
When starter receives decision	13-3
When reliever receives decision	14-7
When starter goes 5+ innings	14-3
When starter goes less than 5 innings	13-7
When scoring first	24-3
When opponent scores first	4-6
When leading after 6 innings	24-0
When trailing after 6 innings	1-7
When tied after 6 innings	2-3
When leading after 8 innings	23-0
When trailing after 8 innings	1-9
When tied after 8 innings	2-1
In one-run games	4-3
In two-run games	6-1
Series W-L-T	8-2-1
Series sweeps/times swept	4/0
When scoring 0-2 runs	1-4
When scoring 3-5 runs	7-3
When scoring 6-9 runs	8-3
When scoring 10+ runs	11-0
Shutouts vs. times shut out	4/1
When opponent scores 5 runs or less	21-2
When opponent scores 5 runs or more	6-8
When collecting 0-3 hits	0-0
When collecting 4-6 hits	6-2
When collecting 7-9 hits	6-4
When collecting 10-12 hits	6-2
When collecting 13+ hits	9-2
When out-hitting opponent	21-4
When out-hit by opponent	4-6
When hits are equal	2-0
When hitting a home run	16-6
When opponent hits a home run	10-7
When errorless	10-3
When committing one error	8-5
When committing 2+ errors	9-2
When opponent is errorless	7-4
Vs. SEC	9-6
Vs. SEC East	4-2
Vs. SEC West	5-4
Vs. non-conference	18-4
Game 1 of weekend series	7-2
Game 2 of weekend series	5-4
Game 3 of weekend series	8-2
In February	6-1
In March	16-5
In April	5-4
In May	0-0
In June	0-0

**MULTIPLE-HIT GAMES**

Name	2	3	4	5+	Total
Heston Kjerstad	7	5	2	--	14
Matt Goodheart	11	3	--	--	14
Casey Martin	8	4	1	--	13
Jack Kenley	12	1	--	--	13
Dominic Fletcher	8	4	1	--	13
Trevor Ezell	7	5	--	--	12
Christian Franklin	7	2	--	--	9
Jacob Nesbit	8	1	--	--	9
Jordan McFarland	2	--	--	--	2
Casey Opitz	1	--	1	--	2

**CAREER MULTIPLE-HIT GAMES**

Name	2016	2017	2018	2019	Total
Casey Martin	--	--	29	13	42
Jordan McFarland	--	7	9	2	18
Jack Kenley	--	1	2	13	16
Dominic Fletcher	--	18	23	13	54
Casey Opitz	--	--	2	2	4
Heston Kjerstad	--	--	24	14	38
Zack Plunkett	--	--	--	1	1
Trevor Ezell	25	3	24	12	80
Jacob Nesbit	--	--	--	9	9

**MULTIPLE-RBI GAMES**

Name	2	3	4	5+	Total
Heston Kjerstad	6	--	1	1	8
Casey Martin	4	3	1	--	8
Dominic Fletcher	5	2	--	1	8
Christian Franklin	3	4	1	--	8
Jacob Nesbit	6	2	--	--	8
Jack Kenley	3	3	--	1	7
Trevor Ezell	1	4	1	--	6
Matt Goodheart	3	1	1	--	5
Casey Opitz	1	2	--	--	3

**HITTING STREAKS**

Name	CURRENT	2019	CAREER
Dominic Fletcher	2	7	8
Matt Goodheart	10	10	10
Jack Kenley	2	4	4
Heston Kjerstad	10	10	14
Casey Martin	2	9	13
Trevor Ezell	2	6	6
Christian Franklin	--	5	5
Casey Opitz	1	5	5
Jacob Nesbit	4	15	15

**REACHED BASE**

Name	CURRENT	2019	CAREER
Casey Martin	2	13	25
Heston Kjerstad	11	11	16
Dominic Fletcher	2	9	13
Jordan McFarland	3	3	10
Jack Kenley	2	8	8
Casey Opitz	1	10	10
Trevor Ezell	2	13	13
Zack Plunkett	6	7	7
Matt Goodheart	15	15	15
Jacob Nesbit	8	24	24
Christian Franklin	1	5	5
Trey Harris	--	5	5
Curtis Washington, Jr.	1	4	4

**HOME RUNS**

Career Home Runs	SOLO	2R	3R	GS	Total
Dominic Fletcher	16	6	5	--	27
Heston Kjerstad	13	6	2	1	22
Trevor Ezell	2	2	1	--	21
Casey Martin	7	6	5	--	18
Jack Kenley	4	3	--	--	7
Jordan McFarland	2	--	--	1	3
Christian Franklin	2	--	1	--	3
Zack Plunkett	1	--	--	--	1
Jacob Nesbit	--	1	--	--	1
Matt Goodheart	--	--	1	--	1
Casey Opitz	1	--	--	--	1

**BREAKDOWN**

Total	41
At Baum Stadium	26
On The Road	15
At Neutral Site	0
Vs. RHP	28
Vs. LHP	13
w/ 0 Outs	13
w/ 1 Out	17
w/ 2 Outs	11
Solo	20
Two-Run	12
Three-Run	7
Grand Slam	2
Back-To-Back	0
Pinch-Hit	0
Walk-Off	0
Before the 7th Inning	29
7th Inning and Beyond	12
Opponent Total	25
Last HR Given Up	April 14 at Vanderbilt
Longest Stretch Without HR Allowed	4
Current Streak of No HR Allowed	1

**HOME RUN TRACKER**

Player	Date	Opp.	On Base-Outs
T. Ezell	Feb. 16	E. Illinois	0-2
C. Franklin	Feb. 16	E. Illinois	2-1
H. Kjerstad	Feb. 16	E. Illinois	1-1
J. Kenley	Feb. 16	E. Illinois	0-0
C. Martin	Feb. 22	at USC	1-0
D. Fletcher	Feb. 23	at USC	0-1
T. Ezell	March 2	Stony Brook	1-2
J. Kenley	March 2	Stony Brook	1-1
C. Franklin	March 2	Stony Brook	0-2
J. Kenley	March 2	Stony Brook	1-2
T. Ezell	March 6	Charlotte	0-0
D. Fletcher	March 6	Charlotte	1-1
Z. Plunkett	March 9	La. Tech	0-0
C. Martin	March 9	La. Tech	2-1
C. Martin	March 10	La. Tech	2-2
C. Martin	March 12	Western Illinois	0-1
H. Kjerstad	March 12	Western Illinois	1-0
J. Kenley	March 17	Missouri	0-0
C. Franklin	March 19	at Texas	3-1
H. Kjerstad	March 19	at Texas	0-2
H. Kjerstad	March 22	at Alabama	0-1
J. Nesbit	March 22	at Alabama	1-1
D. Fletcher	March 22	at Alabama	0-2
C. Martin	March 24	at Alabama	0-0
D. Fletcher	March 24	at Alabama	0-2
H. Kjerstad	March 26	at Missouri St.	0-0
J. Kenley	March 30	Ole Miss	1-0
C. Franklin	March 30	Ole Miss	0-2
C. Martin	March 31	Ole Miss	1-1
J. Kenley	April 2	Little Rock	0-2
H. Kjerstad	April 5	at Auburn	1-1
T. Ezell	April 5	at Auburn	1-1
H. Kjerstad	April 5	at Auburn	0-0
T. Ezell	April 6	at Auburn	2-1
H. Kjerstad	April 9	Oral Roberts	3-1
H. Kjerstad	April 9	Oral Roberts	0-1
M. Goodheart	April 9	Oral Roberts	2-1
C. Opitz	April 14	at Vanderbilt	0-0
D. Fletcher	April 16	Ark.-Pine Bluff	2-1
J. Kenley	April 16	Ark.-Pine Bluff	0-0
C. Martin	April 16	Ark.-Pine Bluff	2-2

**STARTERS GAME-BY-GAME**

Opponent	W-L	IP	H	R	ER	BB	K
East. Illinois	W	5.0	5	3	3	0	5
East. Illinois	--	4.2	4	1	0	2	4
East. Illinois	--	5.0	2	1	1	0	4
@ USC	--	3.2	1	3	3	2	8
@ USC	W	5.1	6	6	3	2	5
@ USC	--	4.0	3	2	2	2	2
Memphis	--	3.0	3	2	2	1	4
Stony Brook	W	7.0	3	0	0	1	13
Stony Brook	--	3.1	5	3	3	1	5
Stony Brook	--	3.0	6	3	3	1	1
Charlotte	CANCELLED						
Charlotte	W	5.0	1	0	0	3	8
La. Tech	--	6.0	7	2	2	0	10
La. Tech	--	5.0	3	4	3	1	3
La. Tech	W	6.0	2	0	0	1	11
W. Illinois	W	5.0	1	0	0	1	8
W. Illinois	W	3.0	2	0	0	0	3
Missouri	W	7.0	2	0	0	1	11
Missouri	--	4.2	4	1	1	1	4
Missouri	--	5.0	3	0	0	2	7
@ Texas	--	4.0	5	4	4	1	3
@ Texas	--	2.0	1	0	0	1	1
@ Alabama	W	7.0	5	0	0	1	7
@ Alabama	L	1.2	3	3	3	2	0
@ Alabama	W	5.0	3	2	1	3	3
@ Missouri St.	--	2.0	0	0	0	0	5
Ole Miss	W	7.0	4	2	2	2	5
Ole Miss	--	4.2	7	2	2	1	3
Ole Miss	--	4.0	5	2	2	5	2
Little Rock	--	3.1	3	3	0	2	5
@ Auburn	--	6.2	7	3	3	3	3
@ Auburn	--	4.2	5	3	3	0	2
@ Auburn	W	5.0	2	0	0	3	6
Oral Roberts	--	2.0	3	3	3	0	2
@ Vanderbilt	L	7.2	6	3	3	0	9
@ Vanderbilt	L	0.0	4	5	5	1	0
@ Vanderbilt	--	2.0	6	6	6	4	1
Ark. Pine Bluff	W	2.0	2	0	0	0	2
Mississippi St.	--	--	--	--	--	--	--
Mississippi St.	--	--	--	--	--	--	--
Mississippi St.	--	--	--	--	--	--	--
NW State	--	--	--	--	--	--	--
NW State	--	--	--	--	--	--	--
Tennessee	--	--	--	--	--	--	--
Tennessee	--	--	--	--	--	--	--
Tennessee	--	--	--	--	--	--	--
Grambling St.	--	--	--	--	--	--	--
@ Kentucky	--	--	--	--	--	--	--
@ Kentucky	--	--	--	--	--	--	--
@ Kentucky	--	--	--	--	--	--	--
LSU	--	--	--	--	--	--	--
LSU	--	--	--	--	--	--	--
LSU	--	--	--	--	--	--	--
@ Texas A&M	--	--	--	--	--	--	--
@ Texas A&M	--	--	--	--	--	--	--
@ Texas A&M	--	--	--	--	--	--	--

**BULLPEN GAME-BY-GAME**

Opponent	W-L	IP	H	R	ER	BB	K
East. Illinois	--	4.0	6	4	4	2	3
East. Illinois	W	4.1	5	1	0	2	5
East. Illinois	W	4.0	4	2	2	1	5
@ USC	W	5.1	3	0	0	2	6
@ USC	--	3.2	3	0	0	0	1
@ USC	L	5.2	6	4	4	0	5
Memphis	W	6.0	3	1	1	1	8
Stony Brook	S	2.0	3	1	1	1	5
Stony Brook	W-S	5.2	3	0	0	1	6
Stony Brook	W	6.0	4	4	4	6	9
Charlotte	CANCELLED						
Charlotte	--	4.0	2	2	2	3	6
La. Tech	W	3.0	0	0	0	1	4
La. Tech	L	4.0	8	8	4	1	6
La. Tech	--	3.0	1	0	0	2	5
W. Illinois	--	4.0	0	0	0	2	6
W. Illinois	--	5.0	2	1	1	1	7
Missouri	S	2.0	0	0	0	2	4
Missouri	W-S	4.1	3	2	2	0	2
Missouri	W	4.0	2	2	2	1	4
@ Texas	W	5.0	1	0	0	1	6
@ Texas	L	6.0	5	7	6	13	4
@ Alabama	--	2.0	2	3	3	2	1
@ Alabama	--	6.1	6	7	7	5	2
@ Alabama	--	4.0	2	0	0	2	7
@ Missouri St.	W	7.0	7	2	2	3	5
Ole Miss	S	2.0	2	1	1	2	3
Ole Miss	L	4.1	5	2	2	0	2
Ole Miss	L	5.0	9	8	8	7	4
Little Rock	L	5.2	13	14	10	4	3
@ Auburn	L	1.1	4	3	3	0	2
@ Auburn	W	10.2	6	3	1	9	10
@ Auburn	--	4.0	3	0	0	1	4
Oral Roberts	W	7.0	7	5	4	4	5
@ Vanderbilt	--	0.1	0	0	0	0	1
@ Vanderbilt	--	8.0	8	7	7	6	8
@ Vanderbilt	W-S	7.2	6	6	6	7	8
Ark. Pine Bluff	--	5.0	7	4	3	8	6
Mississippi St.	--	--	--	--	--	--	--
Mississippi St.	--	--	--	--	--	--	--
Mississippi St.	--	--	--	--	--	--	--
NW State	--	--	--	--	--	--	--
NW State	--	--	--	--	--	--	--
Tennessee	--	--	--	--	--	--	--
Tennessee	--	--	--	--	--	--	--
Tennessee	--	--	--	--	--	--	--
Grambling St.	--	--	--	--	--	--	--
@ Kentucky	--	--	--	--	--	--	--
@ Kentucky	--	--	--	--	--	--	--
@ Kentucky	--	--	--	--	--	--	--
LSU	--	--	--	--	--	--	--
LSU	--	--	--	--	--	--	--
LSU	--	--	--	--	--	--	--
@ Texas A&M	--	--	--	--	--	--	--
@ Texas A&M	--	--	--	--	--	--	--
@ Texas A&M	--	--	--	--	--	--	--

**RECORD PER STARTER**

Pitcher (Total Starts)	Record
Isaiah Campbell (9)	7-2
Connor Noland (10)	5-5
Jacob Kostyshock (1)	1-0
Cody Scroggins (7)	6-1
Patrick Wicklander (7)	6-1
Marshall Denton (3)	2-1

**QUALITY STARTS**

Pitcher (Total Starts)	QS	Record
Isaiah Campbell (9)	7	5-2
Cody Scroggins (7)	1	1-0

**RUN SUPPORT**

Pitcher (Total Starts)	Runs	Per Start
Isaiah Campbell (9)	55	6.1
Connor Noland (10)	72	7.2
Cody Scroggins (7)	53	7.6
Jacob Kostyshock (1)	3	3.0
Patrick Wicklander (7)	61	8.7
Marshall Denton (3)	32	8.5





2019 RECORD: 27-10 • HOME: 18-4 • AWAY: 9-6 • NEUTRAL: 0-0 • SEC: 9-6 • NCAA TOURNAMENT: 0-0

Date	Opposing team	1	2	3	4	5	6	7	8	9
Feb. 16, 2019	EASTERN ILLINOIS -1	Martin	Kjerstad	Ezell	Fletcher	Goodheart	Opitz	Kenley	Nesbit	Franklin
Feb. 16, 2019	EASTERN ILLINOIS - 2	Martin	Kjerstad	Ezell	Fletcher	Goodheart	McFarland	Kenley	Plunkett	Nesbit
Feb. 17, 2019	EASTERN ILLINOIS	Martin	Kjerstad	Ezell	Fletcher	Goodheart	Opitz	Kenley	McFarland	Nesbit
Feb. 21, 2019	at USC	Martin	Kjerstad	Ezell	Fletcher	Goodheart	Opitz	Kenley	Nesbit	Franklin
Feb. 22, 2019	at USC	Martin	Kjerstad	Ezell	Fletcher	Goodheart	Opitz	Kenley	Nesbit	Franklin
Feb. 23, 2019	at USC	Martin	Kjerstad	Ezell	Fletcher	McFarland	Kenley	Plunkett	Nesbit	Franklin
Feb. 27, 2019	MEMPHIS	Martin	Kjerstad	Ezell	Fletcher	Harris	Plunkett	Kenley	Nesbit	Franklin
March 1, 2019	STONY BROOK-1	Martin	Kjerstad	Ezell	Fletcher	Goodheart	Opitz	Kenley	Nesbit	Franklin
March 1, 2019	STONY BROOK-2	Martin	Kjerstad	Ezell	Fletcher	McFarland	Plunkett	Kenley	Nesbit	Franklin
March 2, 2019	STONY BROOK	Martin	Kjerstad	Ezell	Fletcher	Harris	Kenley	Nesbit	Nesbit	Franklin
March 6, 2019	CHARLOTTE	Martin	Kjerstad	Ezell	Fletcher	Opitz	Harris	Kenley	Nesbit	Franklin
March 8, 2019	LOUISIANA TECH	Martin	Kjerstad	Ezell	Fletcher	Opitz	Goodheart	Kenley	Nesbit	Franklin
March 9, 2019	LOUISIANA TECH	Martin	Kjerstad	Ezell	Fletcher	Harris	Plunkett	Franklin	Kenley	Nesbit
March 10, 2019	LOUISIANA TECH	Martin	Kjerstad	Ezell	Fletcher	Opitz	Harris	Kenley	Nesbit	Franklin
March 12, 2019	WESTERN ILLINOIS	Martin	Kjerstad	Ezell	Fletcher	Harris	Opitz	McFarland	Nesbit	Franklin
March 13, 2019	WESTERN ILLINOIS	Martin	Kjerstad	Ezell	Fletcher	McFarland	Kenley	Plunkett	Nesbit	Washington, Jr.
March 15, 2019	MISSOURI*	Martin	Kjerstad	Ezell	Fletcher	Opitz	Goodheart	Kenley	Nesbit	Franklin
March 16, 2019	MISSOURI*	Martin	Kjerstad	Ezell	Fletcher	Opitz	Goodheart	Kenley	Nesbit	Franklin
March 17, 2019	MISSOURI*	Martin	Kjerstad	Ezell	Fletcher	Opitz	Goodheart	Kenley	Nesbit	Franklin
March 19, 2019	at Texas	Martin	Kjerstad	Ezell	Fletcher	Opitz	Goodheart	Kenley	Nesbit	Franklin
March 20, 2019	at Texas	Martin	Kjerstad	Ezell	Fletcher	McFarland	Kenley	Nesbit	Plunkett	Franklin
March 22, 2019	at Alabama*	Martin	Kjerstad	Ezell	Fletcher	Opitz	Goodheart	Kenley	Nesbit	Franklin
March 23, 2019	at Alabama*	Martin	Kjerstad	Ezell	Fletcher	Opitz	Harris	Kenley	Nesbit	Franklin
March 24, 2019	at Alabama*	Martin	Kjerstad	Ezell	Fletcher	Opitz	Goodheart	Kenley	Nesbit	Franklin
March 26, 2019	at Missouri State	Martin	Kjerstad	Ezell	Fletcher	Goodheart	Kenley	Nesbit	Plunkett	Franklin
March 29, 2019	OLE MISS*	Martin	Kjerstad	Ezell	Fletcher	Goodheart	Kenley	Nesbit	Opitz	Franklin
March 30, 2019	OLE MISS*	Martin	Kjerstad	Ezell	Fletcher	Goodheart	Kenley	Nesbit	Opitz	Franklin
March 31, 2019	OLE MISS*	Martin	Kjerstad	Ezell	Fletcher	Goodheart	Kenley	Opitz	Nesbit	Franklin
April 2, 2019	LITTLE ROCK	Ezell	Martin	Kjerstad	Fletcher	Goodheart	Kenley	Nesbit	Franklin	Plunkett
April 5, 2019	at Auburn-1*	Ezell	Kjerstad	Martin	Fletcher	Goodheart	Kenley	Nesbit	Franklin	Opitz
April 5, 2019	at Auburn-2*	Ezell	Kjerstad	Martin	Fletcher	Harris	Franklin	Nesbit	Kenley	Plunkett
April 6, 2019	at Auburn*	Ezell	Kjerstad	Martin	Fletcher	Goodheart	Kenley	Nesbit	Opitz	Franklin
April 9, 2019	ORAL ROBERTS	Ezell	Kjerstad	Martin	Fletcher	Goodheart	Kenley	McFarland	Plunkett	Washington, Jr.
April 12, 2019	at Vanderbilt*	Ezell	Kjerstad	Martin	Fletcher	Goodheart	Kenley	Nesbit	Opitz	Franklin
April 13, 2019	at Vanderbilt*	Ezell	Kjerstad	Martin	Fletcher	Goodheart	Kenley	Nesbit	Opitz	Franklin
April 14, 2019	at Vanderbilt*	Ezell	Martin	Goodheart	Fletcher	Kjerstad	Kenley	Nesbit	Opitz	Franklin
April 16, 2019	ARK.- PINE BLUFF	Ezell	Martin	Goodheart	Fletcher	Kjerstad	Kenley	McFarland	Plunkett	Washington, Jr.



# || GAME-BY-GAME DEFENSIVE LINEUPS

2019 RECORD: 27-10 • HOME: 18-4 • AWAY: 9-6 • NEUTRAL: 0-0 • SEC: 9-6 • NCAA TOURNAMENT: 0-0

Date	Opposing team	C	1B	2B	3B	SS	LF	CF	RF	DH
Feb. 16, 2019	EASTERN ILLINOIS -1	Opitz	Ezell	Kenley	Nesbit	Martin	Franklin	Fletcher	Kjerstad	Goodheart
Feb. 16, 2019	EASTERN ILLINOIS - 2	Plunkett	Ezell	Kenley	Nesbit	Martin	Goodheart	Fletcher	Kjerstad	McFarland
Feb. 17, 2019	EASTERN ILLINOIS	Opitz	Ezell	Kenley	Nesbit	Martin	Goodheart	Fletcher	Kjerstad	McFarland
Feb. 21, 2019	at USC	Opitz	Ezell	Kenley	Nesbit	Martin	Franklin	Fletcher	Kjerstad	Goodheart
Feb. 22, 2019	at USC	Opitz	Ezell	Kenley	Nesbit	Martin	Franklin	Fletcher	Kjerstad	Goodheart
Feb. 23, 2019	at USC	Plunkett	Ezell	Kenley	Nesbit	Martin	Franklin	Fletcher	Kjerstad	McFarland
Feb. 27, 2019	MEMPHIS	Plunkett	Ezell	Kenley	Nesbit	Martin	Franklin	Fletcher	Kjerstad	Harris
March 1, 2019	STONY BROOK-1	Opitz	Ezell	Kenley	Nesbit	Martin	Franklin	Fletcher	Kjerstad	Goodheart
March 1, 2019	STONY BROOK-2	Plunkett	Ezell	Kenley	Nesbit	Martin	Franklin	Fletcher	Kjerstad	McFarland
March 2, 2019	STONY BROOK	Opitz	Ezell	Kenley	Nesbit	Martin	Franklin	Fletcher	Kjerstad	Harris
March 6, 2019	CHARLOTTE	Opitz	Ezell	Kenley	Nesbit	Martin	Franklin	Fletcher	Kjerstad	Harris
March 8, 2019	LOUISIANA TECH	Opitz	Ezell	Kenley	Nesbit	Martin	Franklin	Fletcher	Kjerstad	Goodheart
March 9, 2019	LOUISIANA TECH	Plunkett	Ezell	Kenley	Nesbit	Martin	Franklin	Fletcher	Kjerstad	Harris
March 10, 2019	LOUISIANA TECH	Opitz	Ezell	Kenley	Nesbit	Martin	Franklin	Fletcher	Kjerstad	Harris
March 12, 2019	WESTERN ILLINOIS	Opitz	McFarland	Ezell	Nesbit	Martin	Franklin	Fletcher	Kjerstad	Harris
March 13, 2019	WESTERN ILLINOIS	Plunkett	Ezell	Kenley	Nesbit	Martin	Washington, Jr.	Fletcher	Kjerstad	McFarland
March 15, 2019	MISSOURI*	Opitz	Ezell	Kenley	Nesbit	Martin	Franklin	Fletcher	Kjerstad	Goodheart
March 16, 2019	MISSOURI*	Opitz	Ezell	Kenley	Nesbit	Martin	Franklin	Fletcher	Kjerstad	Goodheart
March 17, 2019	MISSOURI*	Opitz	Ezell	Kenley	Nesbit	Martin	Franklin	Fletcher	Kjerstad	Goodheart
March 19, 2019	at Texas	Opitz	Ezell	Kenley	Nesbit	Martin	Franklin	Fletcher	Kjerstad	Goodheart
March 20, 2019	at Texas	Plunkett	Ezell	Kenley	Nesbit	Martin	Franklin	Fletcher	Kjerstad	McFarland
March 22, 2019	at Alabama*	Opitz	Ezell	Kenley	Nesbit	Martin	Franklin	Fletcher	Kjerstad	Goodheart
March 23, 2019	at Alabama*	Opitz	Ezell	Kenley	Nesbit	Martin	Franklin	Fletcher	Kjerstad	Harris
March 24, 2019	at Alabama*	Opitz	Ezell	Kenley	Nesbit	Martin	Franklin	Fletcher	Kjerstad	Goodheart
March 26, 2019	at Missouri State	Opitz	Ezell	Kenley	Nesbit	Martin	Franklin	Fletcher	Kjerstad	Goodheart
March 29, 2019	OLE MISS*	Opitz	Ezell	Kenley	Nesbit	Martin	Franklin	Fletcher	Kjerstad	Goodheart
March 30, 2019	OLE MISS*	Opitz	Ezell	Kenley	Nesbit	Martin	Franklin	Fletcher	Kjerstad	Goodheart
March 31, 2019	OLE MISS*	Opitz	Ezell	Kenley	Nesbit	Martin	Franklin	Fletcher	Kjerstad	Goodheart
April 2, 2019	LITTLE ROCK	Plunkett	Ezell	Kenley	Nesbit	Martin	Franklin	Fletcher	Kjerstad	Goodheart
April 5, 2019	at Auburn-1*	Opitz	Ezell	Kenley	Nesbit	Martin	Franklin	Fletcher	Kjerstad	Goodheart
April 5, 2019	at Auburn-2*	Plunkett	Ezell	Kenley	Nesbit	Martin	Franklin	Fletcher	Kjerstad	Harris
April 6, 2019	at Auburn*	Opitz	Ezell	Kenley	Nesbit	Martin	Franklin	Fletcher	Kjerstad	Goodheart
April 9, 2019	ORAL ROBERTS	Plunkett	McFarland	Ezell	Kenley	Martin	Washington, Jr.	Fletcher	Kjerstad	Goodheart
April 12, 2019	at Vanderbilt*	Opitz	Ezell	Kenley	Nesbit	Martin	Franklin	Fletcher	Kjerstad	Goodheart
April 13, 2019	at Vanderbilt*	Opitz	Ezell	Kenley	Nesbit	Martin	Franklin	Fletcher	Kjerstad	Goodheart
April 14, 2019	at Vanderbilt*	Opitz	Ezell	Kenley	Nesbit	Martin	Franklin	Fletcher	Kjerstad	Goodheart
April 16, 2019	ARK. - PINE BLUFF	Plunkett	McFarland	Ezell	Kenley	Martin	Washington, Jr.	Fletcher	Kjerstad	Goodheart



## THE LAST TIME AN ARKANSAS PLAYER...

4 Hits in a game	H. Kjerstad and C. Opitz at #6 Vanderbilt, April 14, 2019
5 Hits in a game	Andy Wilkins at No. 9 Oklahoma (Norman Regional), May 31, 2009
6 Hits in a game	Jeremy Jackson vs. Northeastern (Okla.), April 16, 1997
2 Hits in an inning	Casey Opitz vs. Eastern Illinois, Feb. 16, 2019
2 Doubles in a game	Trevor Ezell at #6 Vanderbilt, April 14, 2019
3 Doubles in a game	Carson Shaddy vs. Nebraska, March 4, 2017
4 Doubles in a game	Rodney Nye vs. La. Tech, March 31, 1998
2 Triples in a game	Jax Biggers vs. Auburn (SEC Tournament), May 25, 2017
Led off a game with a HR	Casey Martin at Alabama, March 24, 2019
2 Home runs in a game	Heston Kjerstad vs. Oral Roberts, April 9, 2019
3 Home runs in a game	Chad Spanberger vs. Auburn (SEC Tournament), May 26, 2017
Grand Slam	Heston Kjerstad vs. Oral Roberts, April 9, 2019
HR in consecutive AB	Jack Kenley vs. Stony Brook, March 2, 2019
HR in 4 straight games	Aaron Murphree vs. OSU, So. Dakota St. & Siena, March 2-8, 2008
HR in 5 straight games	Aaron Murphree vs. OSU, So. Dakota St. & Siena, March 2-8, 2008
HR in 6 straight games	Aaron Murphree vs. OSU, So. Dakota St. & Siena, March 2-9, 2008
Pinch-hit home run	Evan Lee at Mississippi State, April 21, 2018
Inside the park home run	Casey Martin vs. Louisiana Tech, March 10, 2019
Back-to-Back Home Runs	Jared Gates & Evan Lee at #2 Florida, March 25, 2018
4 Runs in a game	Trevor Ezell vs. Ark. - Pine Bluff, April 16, 2019
5 Runs in a game	Eric Cole vs South Carolina (NCAA Super), June 11, 2018
6 Runs in a game	Jeremy Jackson vs. Northeastern (Okla.), April 16, 1997
4 RBI in a game	Casey Martin vs. Ark. - Pine Bluff, April 16, 2019
5 RBI in a game	Dominic Fletcher vs. Ark.- Pine Bluff, April 16, 2019
6 RBI in a game	Casey Martin vs. Dayton, Feb. 28, 2018
7 RBI in a game	Chad Spanberger vs. Auburn (SEC Tournament), May 25, 2017
8 RBI in a game	Rodney Nye vs. ORU, April 14, 1999
9 RBI in a game	Ryan Lundquist vs. Central Missouri St., March 4, 1997
2 Stolen bases in a game	Jack Kenley vs. Stony Brook, March 1, 2019
3 Stolen bases in a game	Andrew Benintendi vs Stephen F. Austin, April 15, 2015
4 Stolen bases in a game	Logan Forsythe vs. Ole Miss, May 19, 2007
Stole home	Bobby Wernes vs. Ole Miss, March 28, 2015
2 Errors in a game	Casey Martin vs. Oral Roberts, April 9, 2019
3 Errors in a game	Bobby Wernes, at LSU, April 12, 2014
4 Errors in a game	Chris Shaddy vs. TCU, April 27, 1980
9-Inning no-hitter	Scott Roehl vs. Kansas St., March 20, 2001
9-Inning combined no-hitter	Nick Schmidt (6.0), Brian McLelland (1.0) & Devin Collis (2.0) vs. Oklahoma State, February 12, 2006
7-inning combined no-hitter	D. Taccolini (2.0), M. Cronin (3.0), & J. Alberius (2) vs. Auburn (SEC Tournament), May 25, 2017
1-Hitter	Trevor Stephan (7.0) at Tennessee, May 6, 2017
1-Hitter combined	P. Wicklander (5.0 IP, 1 H), K. Ramage (1.0 IP), J. Kostyshock (1.0 IP), K. Kopps (1.0 IP), M. Cronin (1.0 IP)
2-Hitter	Kacey Murphy vs. Florida (SEC Tournament), May 27, 2017
2-Hitter combined	I. Campbell (7.0 IP, 2 H), J. Kostyshock (1.0 IP, 0 H), M. Cronin (1.0 IP, 0 H)
3-Hitter	Ryne Stanek (9.0 IP), at No. 6 South Carolina, March 23, 2013
3-Hitter combined	Isaiah Campbell (5.0 IP, 2 H) and Matt Cronin (2.0 IP, 1 H) vs. S. Carolina, April 14, 2018
Complete game	Kacey Murphy vs. Florida (SEC Tournament), May 27, 2017
Complete-game shutout	Kacey Murphy vs. Florida (SEC Tournament), May 27, 2017
10-inning or more start	Dominic Taccolini at #12 Kentucky (10 innings), April 22, 2016
Had 10 strikeouts	Isaiah Campbell vs. Louisiana Tech, March 8, 2019
Had 11 strikeouts	Isaiah Campbell vs. Missouri, March 15, 2019
Had 12 strikeouts	Trevor Stephan vs. Oral Roberts (NCAA Regional), June 2, 2017
Had 13 strikeouts	Isaiah Campbell vs. Stony Brook, March 1, 2019
Had 14 strikeouts	David Walling vs. South Carolina, May 16, 1999
Had 15 strikeouts	Nick Schmidt vs. Auburn, May 18, 2006
Had 16 strikeouts	David Walling vs. Eastern Illinois, Feb. 20, 1998
Had 17 strikeouts	Jess Todd vs. South Carolina (SEC Tournament), May 24, 2007

## THE LAST TIME AN ARKANSAS TEAM...

Scored 10 runs	at Alabama, March 24, 2019
Scored 11 runs	at #9 Texas, March 19, 2019
Scored 12 runs	at Alabama, March 22, 2019
Scored 13 runs	vs. South Carolina (SEC Tournament), May 23, 2018
Scored 14 runs	at #6 Vanderbilt, April 14, 2019
Scored 15 runs	vs. Oral Roberts, April 9, 2019
Scored 16 runs	vs. Ark.- Pine Bluff, April 16, 2019
Scored 17 runs	vs. Villanova, February 19, 2012
Scored 18 runs	vs. Dayton, Feb. 28, 2018
Scored 19 runs	vs. Grambling State (Fayetteville Regional), June 4, 2010
Scored 20 runs	vs. Mississippi Valley State, Feb. 24, 2016
Scored 21 runs	vs. Mississippi Valley State, Feb. 23, 2016
Scored 22 runs	vs. Louisiana Tech, Feb. 14, 2004
Scored 23 runs	Never
Scored 24 runs	Missouri Southern, Feb. 11, 1998
Scored 25 runs	Missouri Southern, Feb. 4, 2001
Scored 26 runs	vs. Iowa (in Arlington, Texas), Feb. 14, 1997
Scored 27 runs	Never
Scored 28 runs	vs. Wisconsin-Milwaukee (2), Feb. 18, 2007
Scored 29 runs	Morningside, April 6, 1968
Scored 30 runs	Evan Lee at Mississippi State, at South Carolina, March 30, 1997
Scored 31-32 runs	32 vs. Bucknell, Feb. 17, 2018
Scored 33 + runs	33 vs. Southwest Baptist, March 21, 1984
Had 14 hits	vs. Oral Roberts, April 9, 2019
Had 15 hits	at Alabama, March 22, 2019
Had 16 hits	vs. Ark.- Pine Bluff, April 16, 2019
Had 17 hits	vs. No. 13 Auburn, April 7, 2018
Had 18 hits	vs. Eastern Illinois, Feb. 16, 2019
Had 19 hits	vs. No. 4 Kentucky, March 17, 2018
Had 20 hits	vs. Dayton, Feb. 28, 2018
Had 21 hits	Kentucky, April 28, 2001
Had 22 hits	at #6 Vanderbilt, April 14, 2019
Had 23 hits	Centenary, March 31, 1999
Had 24 hits	Georgia, March 17, 2001
Had 25 hits	at Centenary, March 23, 2005
Had 26-29 hits	28 at South Carolina, March 30, 1997
Had 30 hits	vs. Saint Louis, April 7, 2010
Had 31+ hits	32 vs. Southwest Baptist, March 21, 1984
Hit four or more home runs in a game	6 - Jared Gates, Luke Bonfield, Carson Shaddy, Dominic Fletcher, Grant Koch, Casey Martin vs. Bucknell, Feb. 17, 2018
	5 - Biggers, Martin, Bonfield, Shaddy (2) vs. No. 4 Kentucky, March 17, 2018
	4 - Kjerstad (2), Shaddy, Biggers vs. Oral Roberts (NCAA Regional), June 1, 2018
	4 - Casey Martin, Jordan McFarland (2), Carson Shaddy vs. Kent State, March 11, 2018
	4 - E. Cole, H. Kjerstad, D. Fletcher, G. Koch at #4 Ole Miss, March 31, 2018
	4 - T. Ezell, H. Kjerstad, C. Franklin, J. Kenley vs. E. Illinois, Feb. 16, 2019
4 Errors in a game	vs. Little Rock, April 2, 2019
5 Errors in a game	vs. South Carolina (SEC Tournament), May 23, 2018
6 Errors in a game	vs. Eastern Illinois, March 5, 2016
7 Errors in a game	vs. La. Tech, March 20, 2001
Was Shutout	at Alabama, March 23, 2019
Was Shutout Back-to-Back	vs. LSU, April 23-24, 2005 (7-0, 6-0)
Held to 1 hit	vs. Missouri State, May 17, 2016
Held to 2 hits	vs. Oregon State, June 28, 2018
Held to 3 hits	vs. LSU, May 26, 2018 (2-1)
Did not strikeout	vs. Eastern Illinois, Feb. 16, 2019
Swept an SEC Home Series (three games)	vs. Missouri, March 15-17, 2019
Swept an SEC Road Series (three games)	at Alabama, April 30-May 2, 2015
Was Swept in SEC Home Series	vs. Alabama, May 13-15, 2016
Was Swept in SEC Road Series	at Mississippi State, April 20-21, 2018
Swept a Non-conference Home Series	vs. Western Illinois, March 12-13, 2019
Swept a Non-conference Road Series	at McNeese State, March 23-24, 2010
Was Swept in a Non-conference Home Series	Gonzaga, March 10-11, 2015
Was Swept in a Non-conference Road Series	at Nebraska, April 16, 2013
Won a Non-conference Home Series	vs. Western Illinois, March 13-14, 2019
Lost a Non-conference Home Series	vs. South Alabama, February 28-March 1, 2014
Lost a Non-conference Road Series	at Nebraska, April 16, 2013
Back-to-Back Shutouts	UK (1-0) April 22 and UK (2-0) April 22-23, 2016
Most Consecutive Shutouts	4 vs. Wisconsin (March 15-16, 1980)
Shut out an opponent at home	vs. Missouri (2-0), March 15, 2019
Shut out an opponent on the road	at #15 Auburn (8-0), April 6, 2019
Shut out a SEC opponent at home	vs. Missouri (2-0), March 15, 2019
Shut out an SEC opponent on the road	at #15 Auburn (8-0), April 6, 2019



# || GAME-BY-GAME HITTING

2019 RECORD: 27-10 • HOME: 18-4 • AWAY: 9-6 • NEUTRAL: 0-0 • SEC: 9-6 • NCAA TOURNAMENT: 0-0

Date	Opponent	AB	R	H	RBI	2B	3B	HR	BB	IBB	SB	CS	HBP	SAC	SF	GDP	K	PO	A	E	Avg
Feb 16, 2019	EASTERN ILLINOIS	38	15	18	15	5	0	4	7	0	2	1	0	0	1	2	0	27	13	0	.474
Feb 16, 2019	EASTERN ILLINOIS	37	12	14	12	3	0	0	4	0	2	0	0	1	2	0	12	27	9	3	.427
Feb 17, 2019	EASTERN ILLINOIS	26	3	6	3	1	0	0	8	1	0	0	0	3	1	1	4	27	7	0	.376
Feb 21, 2019	at USC	33	6	8	5	2	0	0	7	0	3	1	0	0	1	1	10	27	5	1	.343
Feb 22, 2019	at USC	35	8	8	8	2	1	1	8	1	5	0	1	0	0	0	11	27	14	2	.320
Feb 23, 2019	at USC	42	4	11	3	3	0	1	2	1	3	0	0	0	0	0	12	29	11	1	.308
Feb 27, 2019	MEMPHIS	32	10	8	9	0	0	0	9	0	5	0	1	0	1	0	6	27	7	0	.300
Mar 01, 2019	STONY BROOK	28	3	6	2	2	1	0	2	0	2	1	0	0	0	1	4	27	5	0	.292
Mar 01, 2019	STONY BROOK	30	4	7	3	2	0	0	3	0	3	0	0	1	1	0	6	27	9	2	.286
Mar 02, 2019	STONY BROOK	40	15	15	14	2	1	4	6	0	1	0	1	0	0	0	6	27	10	2	.296
Mar 06, 2019	CHARLOTTE	29	9	9	8	1	1	2	7	0	0	0	2	2	1	0	6	27	11	1	.297
Mar 08, 2019	LOUISIANA TECH	28	4	6	4	1	0	0	6	0	0	0	2	1	0	1	7	27	6	0	.291
Mar 09, 2019	LOUISIANA TECH	41	7	15	7	3	0	2	3	0	0	0	0	0	1	0	12	27	11	2	.298
Mar 10, 2019	LOUISIANA TECH	33	11	12	10	1	1	1	5	0	3	0	0	1	1	1	7	27	6	1	.303
Mar 12, 2019	WESTERN ILLINOIS	31	8	11	8	1	1	2	4	0	2	0	3	0	2	1	7	27	7	2	.306
Mar 13, 2019	WESTERN ILLINOIS	32	11	12	9	3	0	0	8	1	2	1	4	2	1	0	8	24	12	0	.310
Mar 15, 2019	MISSOURI	28	2	5	2	3	0	0	3	0	1	0	1	1	1	0	8	27	6	1	.304
Mar 16, 2019	MISSOURI	26	4	6	3	0	0	0	2	0	2	0	2	1	1	2	10	27	9	1	.301
Mar 17, 2019	MISSOURI	30	3	5	2	0	0	1	1	0	1	0	0	0	0	0	5	27	7	1	.294
Mar 19, 2019	at Texas	37	11	11	10	3	0	2	6	0	2	1	0	0	0	0	7	27	9	0	.294
Mar 20, 2019	at Texas	33	6	9	5	3	0	0	4	0	1	1	4	3	0	1	8	24	12	1	.293
Mar 22, 2019	at Alabama	40	12	15	12	3	0	3	1	0	0	0	2	0	0	0	14	27	6	0	.298
Mar 23, 2019	at Alabama	29	0	4	0	1	0	0	4	0	0	1	0	0	0	1	4	24	8	1	.292
Mar 24, 2019	at Alabama	38	10	14	8	4	0	2	4	0	4	0	2	1	1	1	9	27	12	3	.295
Mar 26, 2019	at Missouri State	35	8	10	8	0	0	1	6	0	2	0	1	1	0	1	10	27	8	1	.295
Mar 29, 2019	OLE MISS	32	5	8	5	2	0	0	4	0	0	0	0	1	0	0	9	27	8	1	.293
Mar 30, 2019	OLE MISS	30	3	6	3	3	0	2	5	0	0	1	1	0	0	2	12	27	9	0	.290
Mar 31, 2019	OLE MISS	35	5	11	4	1	0	1	2	0	0	1	0	0	0	2	8	27	10	1	.291
Apr 02, 2019	LITTLE ROCK	36	7	13	7	1	0	1	8	0	1	0	2	1	1	0	8	27	10	4	.294
Apr 05, 2019	at Auburn	34	3	8	3	1	1	1	2	0	0	0	0	0	1	0	13	24	10	0	.292
Apr 05, 2019	at Auburn	58	9	14	9	3	1	2	11	2	0	1	1	1	1	0	20	45	24	2	.289
Apr 06, 2019	at Auburn	34	8	10	8	2	0	1	9	0	3	1	0	0	0	0	3	27	9	0	.289
Apr 09, 2019	ORAL ROBERTS	39	15	14	14	5	0	3	13	0	0	0	0	0	1	0	9	27	7	3	.291
Apr 12, 2019	at Vanderbilt	33	2	7	2	1	0	0	4	0	0	0	1	0	0	1	13	24	4	0	.289
Apr 13, 2019	at Vanderbilt	33	2	7	1	3	0	0	1	0	0	0	0	0	0	1	9	24	11	1	.287
Apr 14, 2019	at Vanderbilt	47	14	22	14	6	1	1	6	0	0	0	0	0	1	1	7	27	11	1	.294
Apr 16, 2019	ARK.- PINE BLUFF	34	16	16	16	1	2	3	8	0	2	0	1	0	0	0	4	21	8	2	.299
<b>Totals</b>		<b>1276</b>	<b>275</b>	<b>381</b>	<b>256</b>	<b>78</b>	<b>11</b>	<b>41</b>	<b>193</b>	<b>6</b>	<b>52</b>	<b>11</b>	<b>32</b>	<b>21</b>	<b>21</b>	<b>21</b>	<b>308</b>	<b>995</b>	<b>341</b>	<b>40</b>	<b>.299</b>



2019 RECORD: 27-10 • HOME: 18-4 • AWAY: 9-6 • NEUTRAL: 0-0 • SEC: 9-6 • NCAA TOURNAMENT: 0-0

Date	Opponent	IP	H	R	ER	BB	SO	2B	3B	HR	WP	BK	HBP	DP	IBB	Score	W	L	SV	ERA
Feb 16, 2019	EASTERN ILLINOIS	9.0	11	7	7	2	8	2	0	1	0	1	0	1	0	15-7	1	0	0	7.00
Feb 16, 2019	EASTERN ILLINOIS	9.0	9	3	0	3	12	0	0	0	0	0	0	2	0	12-3	2	0	0	3.50
Feb 17, 2019	EASTERN ILLINOIS	9.0	7	2	2	3	8	2	0	0	0	0	0	1	0	3-2	3	0	0	3.00
Feb 21, 2019	at USC	9.0	4	3	3	4	14	1	0	0	0	0	3	1	0	6-3	4	0	1	3.00
Feb 22, 2019	at USC	9.0	9	6	3	2	6	1	0	0	0	0	0	2	0	8-6	5	0	2	3.00
Feb 23, 2019	at USC	9.2	9	6	6	2	7	1	0	2	0	0	0	0	0	4-6	5	1	2	3.46
Feb 27, 2019	MEMPHIS	9.0	6	3	3	2	12	2	0	2	1	0	2	1	0	10-3	6	1	2	3.39
Mar 01, 2019	STONY BROOK	9.0	6	1	1	2	18	1	0	1	0	0	0	0	0	3-1	7	1	3	3.10
Mar 01, 2019	STONY BROOK	9.0	8	3	3	2	11	1	0	1	1	0	0	0	0	4-3	8	1	4	3.09
Mar 02, 2019	STONY BROOK	9.0	10	7	7	7	10	2	0	0	2	0	2	1	0	15-7	9	1	4	3.47
Mar 06, 2019	CHARLOTTE	9.0	3	2	2	6	14	0	0	0	0	0	0	1	0	9-2	10	1	4	3.34
Mar 08, 2019	LOUISIANA TECH	9.0	7	2	2	1	14	1	0	0	0	0	1	1	0	4-2	11	1	5	3.23
Mar 09, 2019	LOUISIANA TECH	9.0	11	12	7	2	9	2	0	3	1	0	4	0	0	7-12	11	2	5	3.52
Mar 10, 2019	LOUISIANA TECH	9.0	3	0	0	3	16	0	0	0	0	0	1	1	0	11-0	12	2	5	3.27
Mar 12, 2019	WESTERN ILLINOIS	9.0	1	0	0	3	14	0	0	0	0	0	0	0	0	8-0	13	2	5	3.05
Mar 13, 2019	WESTERN ILLINOIS	8.0	4	1	1	1	10	0	0	0	0	0	1	2	0	11-1	14	2	5	2.94
Mar 15, 2019	MISSOURI	9.0	2	0	0	3	15	0	0	0	2	0	0	0	0	2-0	15	2	6	2.77
Mar 16, 2019	MISSOURI	9.0	7	3	3	1	6	2	0	0	0	0	0	0	0	4-3	16	2	7	2.78
Mar 17, 2019	MISSOURI	9.0	5	2	2	3	11	0	0	1	1	0	2	0	0	3-2	17	2	7	2.74
Mar 19, 2019	at Texas	9.0	6	4	4	2	9	2	0	1	0	0	0	0	0	11-4	18	2	7	2.81
Mar 20, 2019	at Texas	8.0	6	7	6	14	5	1	0	0	1	0	4	1	0	6-7	18	3	7	2.97
Mar 22, 2019	at Alabama	9.0	7	3	3	3	8	1	0	0	2	0	1	0	0	12-3	19	3	7	2.97
Mar 23, 2019	at Alabama	8.0	9	10	10	7	2	1	0	1	2	0	0	0	0	0-10	19	4	7	3.30
Mar 24, 2019	at Alabama	9.0	5	2	1	5	10	0	0	0	1	0	0	0	0	10-2	20	4	7	3.20
Mar 26, 2019	at Missouri State	9.0	7	2	2	3	10	0	0	0	1	0	2	1	0	8-2	21	4	7	3.15
Mar 29, 2019	OLE MISS	9.0	6	3	3	4	8	2	0	1	0	0	0	0	0	5-3	22	4	8	3.15
Mar 30, 2019	OLE MISS	9.0	12	4	4	1	5	2	0	2	0	0	0	1	0	3-4	22	5	8	3.18
Mar 31, 2019	OLE MISS	9.0	14	10	10	12	6	2	0	1	1	0	2	1	0	5-10	22	6	8	3.42
Apr 02, 2019	LITTLE ROCK	9.0	16	17	10	6	8	4	0	1	2	0	3	0	0	7-17	22	7	8	3.65
Apr 05, 2019	at Auburn	8.0	11	6	6	3	5	3	0	0	0	0	0	0	0	3-6	22	8	8	3.75
Apr 05, 2019	at Auburn	15.0	11	6	4	9	12	4	0	1	4	0	3	1	2	9-6	23	8	8	3.67
Apr 06, 2019	at Auburn	9.0	5	0	0	4	10	1	0	0	1	0	1	1	0	8-0	24	8	9	3.56
Apr 09, 2019	ORAL ROBERTS	9.0	10	8	7	4	7	1	1	2	2	1	1	0	0	15-8	25	8	9	3.66
Apr 12, 2019	at Vanderbilt	8.0	6	3	3	0	10	3	1	0	1	0	0	1	0	2-3	25	9	9	3.66
Apr 13, 2019	at Vanderbilt	8.0	12	12	12	7	8	1	0	2	0	0	1	1	0	2-12	25	10	9	3.91
Apr 14, 2019	at Vanderbilt	9.0	12	12	12	11	9	2	0	4	1	0	2	0	0	14-12	26	10	10	4.13
Apr 16, 2019	ARK.- PINE BLUFF	7.0	9	4	3	8	8	0	0	0	0	0	0	0	0	16-4	27	10	10	4.12
<b>Totals</b>		<b>331.2</b>	<b>287</b>	<b>176</b>	<b>152</b>	<b>155</b>	<b>355</b>	<b>48</b>	<b>2</b>	<b>27</b>	<b>27</b>	<b>2</b>	<b>36</b>	<b>22</b>	<b>2</b>	<b>275-176</b>	<b>27</b>	<b>10</b>	<b>10</b>	<b>4.12</b>

**TEAM GAME HIGHS (2019)****Team Batting**

At bats:	58	at Auburn (Apr 05, 2019)
Runs scored:	16	vs Ark.- Pine Bluff (Apr 16, 2019)
Hits:	22	at Vanderbilt (Apr 14, 2019)
RBI's:	16	vs Ark.- Pine Bluff (Apr 16, 2019)
Doubles:	6	at Vanderbilt (Apr 14, 2019)
Triples:	2	vs Ark.- Pine Bluff (Apr 16, 2019)
Home runs:	4	vs Eastern Illinois (Feb 16, 2019)
	4	vs Stony Brook (Mar 02, 2019)
Total bases:	35	vs Eastern Illinois (Feb 16, 2019)
Walks:	13	vs Oral Roberts (Apr 09, 2019)
Strikeouts:	20	at Auburn (Apr 05, 2019)
Sac hits:	3	vs Eastern Illinois (Feb 17, 2019)
	3	at Texas (Mar 20, 2019)
Sac flies:	2	vs Eastern Illinois (Feb 16, 2019)
	2	vs Western Illinois (Mar 12, 2019)
Stolen bases:	5	at USC (Feb 22, 2019)
	5	vs Memphis (Feb 27, 2019)
Hit by pitch:	4	vs Western Illinois (Mar 13, 2019)
	4	at Texas (Mar 20, 2019)
Caught stealing:	1	(11 games )
Runners LOB:	18	at Auburn (Apr 05, 2019)
Hit into DP:	3	vs Eastern Illinois (Feb 16, 2019)

**Fielding**

Putouts:	45	at Auburn (Apr 05, 2019)
Assists:	24	at Auburn (Apr 05, 2019)
Errors:	4	vs Little Rock (Apr 02, 2019)
Passed balls:	1	at Alabama (Mar 22, 2019)
	1	vs Little Rock (Apr 02, 2019)
DPs turned:	2	vs Eastern Illinois (Feb 16, 2019)
	2	at USC (Feb 22, 2019)
	2	vs Western Illinois (Mar 13, 2019)

**Pitching**

Innings pitched:	15.0	at Auburn (Apr 05, 2019)
Runs allowed:	17	vs Little Rock (Apr 02, 2019)
Earned runs:	12	at Vanderbilt (Apr 13, 2019)
	12	at Vanderbilt (Apr 14, 2019)
Walks allowed:	14	at Texas (Mar 20, 2019)
Strikeouts:	18	vs Stony Brook (Mar 01, 2019)
Hits allowed:	16	vs Little Rock (Apr 02, 2019)
Doubles allowed:	4	vs Little Rock (Apr 02, 2019)
	4	at Auburn (Apr 05, 2019)
Triples allowed:	1	vs Oral Roberts (Apr 09, 2019)
	1	at Vanderbilt (Apr 12, 2019)
Homers allowed:	4	at Vanderbilt (Apr 14, 2019)
Wild pitches:	4	at Auburn (Apr 05, 2019)
Hit batters:	4	vs Louisiana Tech (Mar 09, 2019)
	4	at Texas (Mar 20, 2019)

**INDIVIDUAL GAME HIGHS (2019)****Individual Batting**

At bats:	8	Heston Kjerstad at Auburn (Apr 05, 2019)
Runs scored:	4	Trevor Ezell vs Ark.- Pine Bluff (Apr 16, 2019)
Hits:	4	(5 games )
RBI's:	5	Jack Kenley vs Stony Brook (Mar 02, 2019)
	5	Heston Kjerstad vs Oral Roberts (Apr 09, 2019)
	5	Dominic Fletcher vs Ark.- Pine Bluff (Apr 16, 2019)
Doubles:	2	(10 games )
Triples:	1	(11 games )
Home runs:	2	Jack Kenley vs Stony Brook (Mar 02, 2019)
	2	Heston Kjerstad vs Oral Roberts (Apr 09, 2019)
Total bases:	9	Heston Kjerstad vs Western Illinois (Mar 12, 2019)
Walks:	3	(6 games )
Strikeouts:	4	(4 games )
Sac hits:	2	Jacob Nesbit vs Eastern Illinois (Feb 17, 2019)
Sac flies:	1	(21 games )
Stolen bases:	2	(4 games )
Hit by pitch:	2	Heston Kjerstad vs Western Illinois (Mar 13, 2019)
	2	Jack Kenley at Texas (Mar 20, 2019)
Caught stealing:	1	(11 games )
Runners LOB:	6	Jack Kenley vs Missouri (Mar 15, 2019)

**Fielding**

Putouts:	20	Trevor Ezell at Auburn (Apr 05, 2019)
Assists:	7	Jack Kenley vs Eastern Illinois (Feb 16, 2019)
Errors:	2	(4 games )
Passed balls:	1	Casey Opitz at Alabama (Mar 22, 2019)
	1	Zack Plunkett vs Little Rock (Apr 02, 2019)

**Pitching**

Innings pitched:	7.2	Isaiah Campbell at Vanderbilt (Apr 12, 2019)
Runs allowed:	7	Kole Ramage at Vanderbilt (Apr 13, 2019)
Earned runs:	7	Kole Ramage at Vanderbilt (Apr 13, 2019)
Walks allowed:	5	Cody Scroggins vs Ole Miss (Mar 31, 2019)
	5	Kole Ramage at Auburn (Apr 05, 2019)
Strikeouts:	13	Isaiah Campbell vs Stony Brook (Mar 01, 2019)
Hits allowed:	7	(4 games )
Doubles allowed:	3	Isaiah Campbell at Vanderbilt (Apr 12, 2019)
Triples allowed:	1	Marshall Denton vs Oral Roberts (Apr 09, 2019)
	1	Isaiah Campbell at Vanderbilt (Apr 12, 2019)
Homers allowed:	2	Kole Ramage at Vanderbilt (Apr 13, 2019)
Wild pitches:	2	Evan Taylor vs Stony Brook (Mar 02, 2019)
	2	Kole Ramage at Auburn (Apr 05, 2019)
Hit batters:	2	(6 games )



#32 MATT CRONIN • JR • LHP • 6-2 • 190

CAREER HIGHS

Category	High	Opponent (Last)	Date
Innings	4.0	at San Diego State	2/24/18
Longest Start	--	--	--
Shortest Start	--	--	--
Longest Relief	4.0	at San Diego State	2/24/18
Hits	4	No. 4 Kentucky	3/16/18
Runs	3	2x (vs. Oregon St.)	6/27/18
Earned Runs	3	2x (vs. Oregon St.)	6/27/18
Walks	3	vs. Auburn	5/25/17
Strikeouts	6	vs. Auburn	5/25/17

CRONIN'S CAREER APPEARANCES

Matt Cronin 2019 Game-By-Game (Junior)  
(13 Appearances, 0 Starts)

Date	Opponent	IP	H	R-ER	BB	K	Result
2/17/19	Eastern Illinois	1.2	1	0-0	1	1	W, 1-0
2/21/19	at USC	1.1	0	0-0	0	4	S, 1
2/22/19	at USC	1.0	0	0-0	0	1	S, 2
3/1/19	Stony Brook	1.0	2	0-0	1	3	S, 3
3/8/19	Louisiana Tech	1.0	0	0-0	1	1	S, 4
3/12/19	Western Illinois	1.0	0	0-0	1	2	ND
3/15/19	Missouri	1.0	0	0-0	1	3	S, 5
3/16/19	Missouri	1.0	0	0-0	0	1	S, 6
3/24/19	at Alabama	1.0	0	0-0	0	2	ND
3/26/19	at Missouri St.	1.0	0	0-0	0	0	ND
3/29/19	#21 Ole Miss	1.2	1	1-1	1	3	S, 7
4/5/19	at #15 Auburn	1.2	1	0-0	2	3	ND
4/14/19	at #6 Vanderbilt	1.2	2	2-2	2	1	ND
<b>TOTALS</b>	<b>13 G, 0 GS</b>	<b>16.0</b>	<b>7</b>	<b>3-3</b>	<b>10</b>	<b>25</b>	<b>1-0 (7 SV)</b>

Matt Cronin 2018 Game-By-Game (Sophomore)  
(25 Appearances, 0 Starts)

Date	Opponent	IP	H	R-ER	BB	K	Result
2/18/18	Bucknell	1.0	1	0-0	0	1	W, 1-0
2/21/18	vs. Arizona	2.1	0	0-0	1	3	S, 1
2/24/18	at San Diego St.	4.0	0	0-0	0	5	W, 2-0
3/3/18	USC	2.2	2	2-2	2	2	ND
3/9/18	Kent State	1.0	0	0-0	0	1	ND
3/14/18	Texas	1.2	1	0-0	0	2	S, 2
3/16/18	#4 Kentucky	2.2	4	2-2	0	4	S, 3
3/23/18	at # 2 Florida	2.0	1	0-0	0	4	S, 4
3/25/18	at # 2 Florida	1.2	1	1-1	0	0	ND
3/29/18	at #4 Ole Miss	3.0	1	0-0	1	5	S, 5
3/31/18	at #4 Ole Miss	2.0	1	2-2	1	1	ND
4/6/18	#13 Auburn	2.2	0	0-0	0	1	S, 6
4/10/18	Grambling St.	1.0	0	0-0	0	1	S, 7
4/14/18	South Carolina	1.0	0	0-0	0	1	S, 8
4/14/18	South Carolina	2.0	1	0-0	0	1	S, 9
4/20/18	at Mississippi St.	2.0	1	3-3	3	5	L, 2-1
5/13/18	#20 Texas A&M	2.0	0	2-2	2	2	ND
5/17/18	at #13 Georgia	2.2	3	1-1	0	3	S, 10
5/25/18	vs. Florida	2.0	0	0-0	1	5	S, 11

Matt Cronin Career Stats

Year	ERA	W	L	App	GS	CG	SHO	CBO	SV	IP	H	R	ER	BB	SO	2B	3B	HR	BF	B/Avg	WP	HBP	BK	SFA	SHA	PO	A	E	FLD%
2017	2.00	3	1	15	0	0	0	2	1	18.0	8	4	4	12	31	1	0	1	76	.136	0	3	0	0	2	0	2	0	1.000
2018	3.54	2	2	25	0	0	0	3	14	48.1	25	19	19	14	59	6	0	3	183	.154	5	1	0	4	2	0	5	0	1.000
2019	1.69	1	0	13	0	0	0	2	7	16.0	7	3	3	10	24	0	0	2	63	.132	1	0	0	0	0	0	1	0	1.000
<b>TOTAL</b>	<b>2.84</b>	<b>6</b>	<b>3</b>	<b>53</b>	<b>0</b>	<b>0</b>	<b>0</b>	<b>7</b>	<b>22</b>	<b>82.1</b>	<b>40</b>	<b>26</b>	<b>26</b>	<b>36</b>	<b>114</b>	<b>7</b>	<b>0</b>	<b>6</b>	<b>322</b>	<b>.146</b>	<b>6</b>	<b>4</b>	<b>0</b>	<b>4</b>	<b>4</b>	<b>0</b>	<b>8</b>	<b>0</b>	<b>1.000</b>

Matt Cronin Career SEC Stats

Year	ERA	W	L	App	GS	CG	SHO	CBO	SV	IP	H	R	ER	BB	SO	2B	3B	HR	BF	B/Avg	WP	HBP	BK	SFA	SHA	PO	A	E	FLD%
2017	0.00	0	0	2	0	0	0	0	0	1.1	1	0	0	1	1	0	0	0	6	.333	0	1	0	0	1	0	0	0	.000
2018	4.18	0	1	11	0	0	0	2	7	23.2	13	11	11	7	27	2	0	2	91	.157	2	0	0	0	1	0	2	0	1.000
2019	3.38	0	0	6	0	0	0	1	3	8.0	4	3	3	6	12	0	0	2	33	.148	1	0	0	0	0	0	1	0	1.000
<b>TOTAL</b>	<b>3.82</b>	<b>0</b>	<b>1</b>	<b>19</b>	<b>0</b>	<b>0</b>	<b>0</b>	<b>3</b>	<b>10</b>	<b>33.0</b>	<b>18</b>	<b>14</b>	<b>14</b>	<b>14</b>	<b>40</b>	<b>2</b>	<b>0</b>	<b>4</b>	<b>130</b>	<b>.159</b>	<b>3</b>	<b>1</b>	<b>0</b>	<b>0</b>	<b>2</b>	<b>0</b>	<b>3</b>	<b>0</b>	<b>1.000</b>

6/3/18	Dallas Baptist	2.0	3	1-1	0	4	S, 12
6/11/18	#25 South Carolina	1.0	0	0-0	1	1	ND
6/20/18	vs. Texas Tech	1.1	2	2-2	1	2	ND
6/22/18	vs. Florida	2.0	1	0-0	0	2	S, 13
6/26/18	vs. Oregon St.	1.0	0	0-0	0	2	S, 14
6/27/18	vs. Oregon St.	1.2	2	3-3	1	1	L, 2-2
<b>TOTALS</b>	<b>25 G, 0 GS</b>	<b>50.1</b>	<b>25</b>	<b>19-19</b>	<b>14</b>	<b>59</b>	<b>2-2 (14 SV)</b>

Matt Cronin 2017 Game-By-Game (Freshman)  
(15 Appearances, 0 Starts)

Date	Opponent	IP	H	R-ER	BB	K	Result
3/4/17	vs. Nebraska	1.0	0	0-0	0	2	ND
3/8/17	ULM	2.0	0	0-0	2	3	ND
3/15/17	Alcorn State	2.0	2	1-1	0	4	ND
3/22/17	New Orleans	0.0	0	1-1	1	0	ND
4/1/17	at Alabama	1.0	1	0-0	1	1	ND
4/5/17	Grand Canyon	1.0	0	0-0	0	2	ND
4/11/17	at Missouri State	1.2	1	0-0	1	2	W, 1-0
4/18/17	Memphis	1.1	2	0-0	0	2	W, 2-0
4/25/17	vs. Kansas State	3.0	2	0-0	1	5	ND
5/19/17	at #22 Texas A&M	0.1	0	0-0	0	0	ND
5/25/17	vs. Auburn	3.0	0	0-0	3	6	W, 3-0
5/28/17	vs. LSU	0.1	0	0-0	0	1	ND
6/2/17	Oral Roberts	0.1	0	0-0	0	1	ND
6/3/17	Missouri State	0.0	0	1-1	1	0	L, 3-1
6/4/17	Missouri State	1.0	0	1-1	2	2	ND
<b>TOTALS</b>	<b>15 G, 0 GS</b>	<b>18.0</b>	<b>8</b>	<b>4-4</b>	<b>12</b>	<b>31</b>	<b>3-1</b>

2019 TRENDS

- Has pitched at least one inning in each of his last 39 outings dating back to 2017.
- Has thrown 1.2 innings in three-straight appearances, saving one game (Ole Miss).
- Began the year on a 11-inning scoreless streak (Feb. 17-March 26), saving six games.
- Earned a save on consecutive days against Missouri (March 15-16). Second instance this year (USC).
- Only allowed one run in 2019, a home run, against Ole Miss.
- Has struck out two or more batters in three of his last four appearances.
- Just four hits allowed in last 11.0 innings
- Earned fifth win of career in first appearance of 2019 (vs. Eastern Illinois).
- Tied for 5th in SEC in saves (7)
- Tied for 4th in SEC in games finished (11).
- Ranks 2nd on Arkansas career chart with 22 saves - (33 - Philip Stidham (1989-91)).

# A || PITCHERS

#45 KEVIN KOPPS • R-JR • RHP • 6-0 • 195

## CAREER HIGHS

Category	High	Opponent (Last)	Date
Innings	5.2	Georgia	4/15/17
Longest Start	3.1	2x (Bryant)	2/26/17
Shortest Start	2.0	2x (Missouri St.)	6/4/17
Longest Relief	5.2	Georgia	4/15/17
Hits	5	2x (Georgia)	4/15/17
Runs	3	4x (No. 21 Ole Miss)	3/31/19
Earned Runs	3	3x (No. 21 Ole Miss)	3/31/19
Walks	3	2x (at Missouri)	3/26/17
Strikeouts	5	Miami (Ohio)	2/19/17

## KOPPS' CAREER APPEARANCES

Kevin Kopps 2019 Game-By-Game (R-Sophomore)  
(16 Appearances, 0 Starts)

Date	Opponent	IP	H	R-ER	BB	K	Result
2/22/19	at USC	2.2	3	0-0	0	0	ND
3/1/19	Stony Brook	1.0	1	1-1	0	2	ND
3/6/19	Charlotte	1.0	0	0-0	1	2	ND
3/8/19	Louisiana Tech	2.0	0	0-0	0	3	W, 1-0
3/12/19	Western Illinois	1.0	0	0-0	1	2	ND
3/16/19	Missouri	0.1	1	0-0	0	0	ND
3/17/19	Missouri	1.2	1	0-0	1	1	ND
3/24/19	at Alabama	1.1	0	0-0	0	4	ND
3/26/19	at Missouri St.	1.0	1	0-0	0	2	ND
3/30/19	#21 Ole Miss	1.0	2	1-1	0	0	L, 1-1
3/31/19	#21 Ole Miss	0.2	2	3-3	1	1	L, 1-2
4/5/19	at #15 Auburn-1	0.2	2	2-2	0	1	L, 1-3
4/5/19	at #15 Auburn-2	1.1	0	0-0	0	2	W, 2-3
4/9/19	Oral Roberts	2.0	2	0-0	0	2	ND
4/12/19	at #6 Vanderbilt	0.1	0	0-0	0	1	ND
4/14/19	at #6 Vanderbilt	1.0	0	0-0	0	1	ND
<b>TOTALS</b>	<b>16 G, 0 GS</b>	<b>19.0</b>	<b>15</b>	<b>7-7</b>	<b>4</b>	<b>24</b>	<b>2-3</b>

Kevin Kopps 2017 Game-By-Game (R-Freshman)  
(22 Appearances, 5 Starts)

Date	Opponent	IP	H	R-ER	BB	K	Result
2/19/17	Miami (Ohio)*	3.1	2	1-1	2	5	W, 1-0
2/26/17	Bryant*	3.1	4	2-2	2	2	ND
3/3/17	vs. Arizona	0.2	0	0-0	0	0	ND
3/5/17	vs. Oklahoma St.	2.1	1	0-0	1	1	ND
3/12/17	Rhode Island	3.0	1	0-0	3	3	ND
3/17/17	Mississippi St.	0.2	1	0-0	0	1	ND
3/22/17	New Orleans	1.0	0	0-0	0	1	S, 1
3/26/17	at Missouri	3.2	2	2-2	3	4	ND
4/1/17	at Alabama	3.0	5	3-3	0	4	ND
4/8/17	LSU	0.2	2	3-3	1	0	ND
4/11/17	at Missouri St.	1.0	2	1-1	0	1	W, 2-0
4/15/17	Georgia	5.2	5	0-0	2	3	ND
4/23/17	at Auburn	1.0	3	1-1	2	0	ND
4/25/17	vs. Kansas St.*	2.0	1	1-1	0	1	ND
4/28/17	Ole Miss-1	2.2	2	0-0	1	2	ND

5/4/17	at Tennessee	2.2	2	0-0	0	2	ND
5/12/17	Vanderbilt	2.0	1	0-0	0	2	W, 3-0
5/20/17	at Texas A&M	3.0	2	0-0	1	4	S, 2
5/25/17	vs. Mississippi St.	1.0	1	1-1	0	0	ND
5/28/17	vs. LSU*	3.0	3	3-1	0	1	L, 3-1
6/2/17	Oral Roberts	1.1	2	0-0	0	1	ND
6/4/17	Missouri St.*	2.0	4	2-2	0	2	ND
<b>TOTALS</b>	<b>22 G, 5 GS</b>	<b>49.0</b>	<b>46</b>	<b>20-18</b>	<b>18</b>	<b>40</b>	<b>3-1 (2 SV)</b>

## 2019 TRENDS

- No runs allowed in last 4.2 IP (4 games).
- Has thrown 2.0 IP or more three times in 2019.
- Totaled 12 scoreless outings this season.
- Zero walks in last 5.1 innings (5 games).
- At least one strikeout in nine of last 10 outings.
- Picked up first W since May 12, 2017 after throwing 2 IP vs. Louisiana Tech (March 8) in a 4-2 victory.

## Kevin Kopps Career Stats

Year	ERA	W	L	App	GS	CG	SHO	CBO	SV	IP	H	R	ER	BB	SO	2B	3B	HR	BF	B/Avg	WP	HBP	BK	SFA	SHA	PO	A	E	FLD%
2016	REDSHIRT SEASON																												
2017	3.31	3	1	22	5	0	0	2	2	49.0	46	20	18	18	40	7	0	3	203	.254	5	3	0	0	1	4	7	1	.917
2018	INJURED																												
2019	3.15	2	3	17	0	0	0	2	0	20.0	16	7	7	5	25	3	0	1	81	.216	1	1	0	0	1	0	2	0	1.000
<b>TOTAL</b>	<b>3.26</b>	<b>5</b>	<b>4</b>	<b>39</b>	<b>5</b>	<b>0</b>	<b>0</b>	<b>4</b>	<b>2</b>	<b>69.0</b>	<b>62</b>	<b>27</b>	<b>25</b>	<b>23</b>	<b>65</b>	<b>10</b>	<b>0</b>	<b>4</b>	<b>284</b>	<b>.243</b>	<b>6</b>	<b>4</b>	<b>0</b>	<b>0</b>	<b>2</b>	<b>4</b>	<b>9</b>	<b>1</b>	<b>.929</b>

## Kevin Kopps Career SEC Stats

Year	ERA	W	L	App	GS	CG	SHO	CBO	SV	IP	H	R	ER	BB	SO	2B	3B	HR	BF	B/Avg	WP	HBP	BK	SFA	SHA	PO	A	E	FLD%
2016	REDSHIRT SEASON																												
2017	3.24	2	0	10	0	0	0	1	1	25.0	25	9	9	10	22	4	0	1	104	.272	3	2	0	0	0	2	4	0	1.000
2018	INJURED																												
2019	6.48	1	3	9	0	0	0	0	0	8.1	8	6	6	2	11	3	0	0	35	.250	1	0	0	0	1	0	1	0	1.000
<b>TOTAL</b>	<b>4.05</b>	<b>3</b>	<b>3</b>	<b>19</b>	<b>0</b>	<b>0</b>	<b>0</b>	<b>1</b>	<b>1</b>	<b>33.1</b>	<b>33</b>	<b>15</b>	<b>15</b>	<b>12</b>	<b>33</b>	<b>7</b>	<b>0</b>	<b>1</b>	<b>139</b>	<b>.266</b>	<b>4</b>	<b>2</b>	<b>0</b>	<b>0</b>	<b>1</b>	<b>2</b>	<b>5</b>	<b>0</b>	<b>1.000</b>



#35 JACOB KOSTYSHOCK • JR • RHP • 6-4 • 175

2019 TRENDS

CAREER HIGHS

Category	High	Opponent (Last)	Date
Innings	5.0	Eastern Illinois	2/17/19
Longest Start	5.0	Eastern Illinois	2/17/19
Shortest Start	5.0	Eastern Illinois	2/17/19
Longest Relief	3.2	2x (at USC)	2/23/19
Hits	7	at No. 2 Florida	3/24/18
Runs	7	at No. 2 Florida	3/24/18
Earned Runs	5	at No. 2 Florida	3/24/18
Walks	3	vs. Nebraska	3/4/17
Strikeouts	3	3x (at USC)	2/23/19

- Made first career start in week one against Eastern Illinois (Feb. 17); Career-high five innings pitched.
- Earned his second save career after pitching the final two innings in a 4-3 win over Stony Brook (March 1).
- Has only given up two earned runs in last 6.1 innings.
- Matched a career-best three strikeouts twice this season (vs. EIU, USC).
- Has struck out at least one in nine of 10 appearances
- Matched his career-long in relief with 3.2 innings at USC (Feb. 23).
- Currently out with inflammation in throwing elbow.

KOSTYSHOCK'S CAREER APPEARANCES

Jacob Kostyshock 2019 Game-By-Game (Junior)  
(10 Appearances, 1 Start)

Date	Opponent	IP	H	R-ER	BB	K	Result
2/17/19	Eastern Illinois*	5.0	3	0-0	2	3	ND
2/23/19	at USC	3.2	3	1-1	0	3	ND
3/1/19	Stony Brook	2.0	1	0-0	0	2	S, 1
3/9/19	Louisiana Tech	1.1	2	3-1	0	2	L, 0-1
3/12/19	Western Illinois	1.0	0	0-0	0	1	ND
3/15/19	Missouri	1.0	0	0-0	1	1	ND
3/17/19	Missouri	2.1	1	2-2	0	3	W, 1-1
3/24/19	at Alabama	1.2	2	0-0	2	1	ND
3/29/19	#21 Ole Miss	0.1	1	0-0	1	0	ND
<b>TOTALS</b>	<b>9 G, 1 GS</b>	<b>18.1</b>	<b>13</b>	<b>6-4</b>	<b>5</b>	<b>15</b>	<b>1-1 (1 SV)</b>

Jacob Kostyshock 2018 Game-By-Game (Sophomore)  
(9 Appearances, 0 Starts)

Date	Opponent	IP	H	R-ER	BB	K	Result
2/17/18	Bucknell	1.0	0	0-0	0	2	ND
2/25/18	at San Diego	3.0	3	0-0	0	3	ND
3/9/18	Kent State - 1	1.0	1	0-0	1	1	ND
3/9/18	Kent State - 2	0.1	1	0-0	0	0	ND
3/13/18	Texas	3.0	4	2-2	2	1	S, 1
3/21/18	at Charlotte	1.0	2	1-1	0	0	ND
3/24/18	at No. 2 Florida	3.2	7	7-5	2	2	ND
3/31/18	at No. 4 Ole Miss	0.1	1	2-2	1	0	ND
4/29/18	Alabama	0.2	0	0-0	2	1	ND
<b>TOTALS</b>	<b>9 G, 0 GS</b>	<b>14.0</b>	<b>19</b>	<b>12-10</b>	<b>8</b>	<b>10</b>	<b>0-0 (1 SV)</b>

Jacob Kostyshock 2017 Game-By-Game (Freshman)  
(6 Appearances, 0 Starts)

Date	Opponent	IP	H	R-ER	BB	K	Result
3/4/17	vs. Nebraska	0.2	2	3-3	3	2	ND
3/8/17	ULM	2.0	0	0-0	0	2	ND
3/15/17	Alcorn State	1.0	0	0-0	0	0	ND
4/4/17	Grand Canyon	0.2	3	1-1	0	1	ND
4/13/17	Georgia	0.0	0	0-0	2	0	ND
4/25/17	vs. Kansas State	1.0	1	0-0	1	1	W, 1-0
<b>TOTALS</b>	<b>6 G, 0 GS</b>	<b>5.2</b>	<b>6</b>	<b>4-4</b>	<b>6</b>	<b>6</b>	<b>1-0</b>

Jacob Kostyshock Career Stats

Year	ERA	W	L	App	GS	CG	SHO	CBO	SV	IP	H	R	ER	BB	SO	2B	3B	HR	BF	B/Avg	WP	HBP	BK	SFA	SHA	PO	A	E	FLD%
2017	6.75	1	0	6	0	0	0	0	0	5.1	6	4	4	6	6	0	0	0	30	.286	1	2	0	0	1	1	1	0	1.000
2018	6.43	0	0	9	0	0	0	0	1	14.0	19	12	10	8	10	3	0	1	66	.333	2	1	0	0	0	2	2	0	1.000
2019	1.96	1	1	9	1	0	0	2	1	18.1	13	6	4	6	16	1	0	1	77	.191	1	2	0	1	0	2	2	1	.800
<b>TOTAL</b>	<b>4.30</b>	<b>2</b>	<b>1</b>	<b>24</b>	<b>1</b>	<b>0</b>	<b>0</b>	<b>2</b>	<b>2</b>	<b>37.2</b>	<b>38</b>	<b>22</b>	<b>18</b>	<b>20</b>	<b>32</b>	<b>4</b>	<b>0</b>	<b>2</b>	<b>173</b>	<b>.260</b>	<b>4</b>	<b>5</b>	<b>0</b>	<b>1</b>	<b>1</b>	<b>5</b>	<b>5</b>	<b>1</b>	<b>.909</b>

Jacob Kostyshock Career SEC Stats

Year	ERA	W	L	App	GS	CG	SHO	CBO	SV	IP	H	R	ER	BB	SO	2B	3B	HR	BF	B/Avg	WP	HBP	BK	SFA	SHA	PO	A	E	FLD%
2017	0.00	0	0	1	0	0	0	0	0	0.0	0	0	0	2	0	0	0	0	2	.000	0	0	0	0	0	0	0	0	.000
2018	13.50	0	0	3	0	0	0	0	0	4.2	8	9	7	5	3	2	0	0	27	.381	1	1	0	0	0	1	2	0	1.000
2019	3.38	1	0	4	0	0	0	1	0	5.1	4	2	2	4	5	0	0	1	26	.190	1	1	0	0	0	0	0	0	.000
<b>TOTAL</b>	<b>8.10</b>	<b>1</b>	<b>0</b>	<b>8</b>	<b>0</b>	<b>0</b>	<b>0</b>	<b>1</b>	<b>0</b>	<b>10.0</b>	<b>12</b>	<b>11</b>	<b>9</b>	<b>11</b>	<b>8</b>	<b>2</b>	<b>0</b>	<b>1</b>	<b>55</b>	<b>.286</b>	<b>2</b>	<b>2</b>	<b>0</b>	<b>0</b>	<b>0</b>	<b>1</b>	<b>2</b>	<b>0</b>	<b>1.000</b>

# A || PITCHERS

#28 KOLE RAMAGE • SO • RHP • 6-1 • 201

## CAREER HIGHS

Category	High	Opponent (Last)	Date
Innings	4.2	2x (at No. 15 Auburn)	4/5/19
Longest Start	4.2	at No. 13 Georgia	5/19/18
Shortest Start	1.2	No. 4 Kentucky	3/17/18
Longest Relief	4.2	at No. 15 Auburn	4/5/19
Hits	7	at No. 6 Vanderbilt	4/13/19
Runs	7	at No. 6 Vanderbilt	4/13/19
Earned Runs	7	at No. 6 Vanderbilt	4/13/19
Walks	5	at No. 15 Auburn	4/5/19
Strikeouts	5	3x (at No. 13 Georgia)	5/19/18

## RAMAGE'S CAREER APPEARANCES

Kole Ramage 2019 Game-By-Game (Sophomore)  
(15 Appearances, 0 Starts)

Date	Opponent	IP	H	R-ER	BB	K	Result
2/16/19	Eastern Illinois	2.1	4	1-0	2	4	W, 1-0
2/21/19	at USC	3.1	2	0-0	0	2	W, 2-0
3/1/19	Stony Brook	3.2	2	0-0	1	4	W, 3-0
3/6/19	Charlotte	1.0	0	0-0	0	1	ND
3/9/19	Louisiana Tech	0.2	3	2-0	0	0	ND
3/12/19	Western Illinois	1.0	0	0-0	0	1	ND
3/16/19	Missouri	3.0	2	2-2	0	1	W, 4-0
3/20/19	at #9 Texas	3.0	0	0-0	0	3	W, 5-0
3/23/19	at Alabama	3.1	3	3-3	0	1	ND
3/28/19	at Missouri St.	2.0	1	0-0	2	2	ND
3/29/19	#21 Ole Miss	3.1	3	1-1	0	2	ND
4/2/19	Little Rock	0.2	3	4-4	1	1	L, 5-1
4/5/19	at #15 Auburn	4.2	3	2-0	5	3	ND
4/9/19	Oral Roberts	1.0	3	3-2	0	0	W, 6-1
4/13/19	at #6 Vanderbilt	3.0	7	7-7	2	3	ND
<b>TOTALS</b>	<b>15 G, 0 GS</b>	<b>36.0</b>	<b>36</b>	<b>25-19</b>	<b>13</b>	<b>28</b>	<b>6-1</b>

Kole Ramage 2018 Game-By-Game (Freshman)  
(21 Appearances, 2 Starts)

Date	Opponent	IP	H	R-ER	BB	K	Result
2/16/18	Bucknell	2.0	1	0-0	0	4	ND
2/25/18	at San Diego	1.0	3	3-2	1	0	ND
3/1/18	Dayton	2.0	2	0-0	0	3	ND
3/9/18	Kent State	2.0	2	1-1	0	4	ND
3/11/18	Kent State	0.0	1	1-0	1	0	ND
3/14/18	Texas	2.2	2	0-0	2	3	ND
3/17/18	No. 4 Kentucky*	1.2	2	4-1	1	2	ND
3/21/18	at Charlotte	1.0	2	1-1	0	1	L, 0-1
3/30/18	at No. 4 Ole Miss	3.2	0	0-0	0	5	ND
4/3/18	ULM	1.1	1	5-1	2	1	ND
4/10/18	Grambling St.	2.2	3	4-0	1	5	ND
4/12/18	South Carolina	0.1	1	0-0	0	1	ND
4/17/18	Missouri St.	1.2	0	0-0	0	2	W, 1-1
4/21/18	at Mississippi St.	0.1	1	0-0	0	1	ND
4/29/18	Alabama	0.2	0	3-2	2	2	ND
5/19/18	at #13 Georgia*	4.2	6	2-2	1	5	ND
5/23/18	vs. South Carolina	2.2	5	2-2	2	3	ND
6/10/18	#25 South Carolina	1.0	1	1-1	0	2	ND
6/17/18	vs. Texas	1.0	2	2-2	2	3	ND

6/27/18	vs. Oregon St.	1.2	1	0-0	0	1	ND
6/28/18	vs. Oregon St.	2.0	1	1-1	1	2	ND
<b>TOTALS</b>	<b>21 G, 2 GS</b>	<b>33.1</b>	<b>33</b>	<b>24-14</b>	<b>14</b>	<b>46</b>	<b>1-1</b>

## 2019 TRENDS

- Pitched 2.0 or more innings in seven of last nine appearances
- Tied for team lead in wins (6); Most recent win came vs. Oral Roberts (April 9).
- Has thrown 3.0 innings or more in four of six victories.
- Did not give up an earned run in his first 12 innings of the season; Walked only three during that same stretch.
- Tied a career-long 4.2 innings at No. 15 Auburn (April 5), his longest relief appearance of his career.
- Has given up only three hits in five of last seven outings
- Walked a career-high five at No. 15 Auburn (April 5); Never walked more than two in an outing before April 5 - 33-straight appearances
- T-1st in SEC in wins (6)

## Kole Ramage Career Stats

Year	ERA	W	L	App	GS	CG	SHO	CBO	SV	IP	H	R	ER	BB	SO	2B	3B	HR	BF	B/Avg	WP	HBP	BK	SFA	SHA	PO	A	E	FLD%
2018	4.00	1	1	21	2	0	0	1	0	36.0	36	30	16	16	50	5	0	3	164	.261	8	2	0	2	6	4	8	0	1.000
2019	4.75	6	1	15	0	0	0	1	0	36.0	36	25	19	13	28	5	0	5	155	.265	3	2	0	2	2	3	8	1	.917
<b>TOTAL</b>	<b>4.38</b>	<b>7</b>	<b>2</b>	<b>36</b>	<b>2</b>	<b>0</b>	<b>0</b>	<b>2</b>	<b>0</b>	<b>72.0</b>	<b>72</b>	<b>55</b>	<b>35</b>	<b>29</b>	<b>78</b>	<b>10</b>	<b>0</b>	<b>8</b>	<b>319</b>	<b>.263</b>	<b>11</b>	<b>4</b>	<b>0</b>	<b>4</b>	<b>8</b>	<b>7</b>	<b>16</b>	<b>1</b>	<b>.958</b>

## Kole Ramage Career SEC Stats

Year	ERA	W	L	App	GS	CG	SHO	CBO	SV	IP	H	R	ER	BB	SO	2B	3B	HR	BF	B/Avg	WP	HBP	BK	SFA	SHA	PO	A	E	FLD%
2018	3.97	0	0	6	2	0	0	0	0	11.1	10	9	5	4	16	3	0	1	51	.227	4	1	0	1	1	3	1	0	1.000
2019	6.75	1	0	5	0	0	0	0	0	17.1	18	15	13	7	10	4	0	3	77	.281	2	2	0	2	2	1	5	0	1.000
<b>TOTAL</b>	<b>5.65</b>	<b>1</b>	<b>0</b>	<b>11</b>	<b>2</b>	<b>0</b>	<b>0</b>	<b>0</b>	<b>0</b>	<b>28.2</b>	<b>28</b>	<b>24</b>	<b>18</b>	<b>11</b>	<b>26</b>	<b>7</b>	<b>0</b>	<b>4</b>	<b>128</b>	<b>.259</b>	<b>6</b>	<b>3</b>	<b>0</b>	<b>3</b>	<b>3</b>	<b>4</b>	<b>6</b>	<b>0</b>	<b>1.000</b>



#57 CODY SCROGGINS • R-JR • RHP • 6-0 • 195

CAREER HIGHS

Category	High	Opponent (Last)	Date
Innings	6.0	Louisiana Tech	3/10/19
Longest Start	6.0	Louisiana Tech	3/10/19
Shortest Start	2.0	at No. 6 Vanderbilt	4/14/19
Longest Relief	2.1	South Carolina	6/10/18
Hits	6	at No. 6 Vanderbilt	4/14/19
Runs	6	at No. 6 Vanderbilt	4/14/19
Earned Runs	6	at No. 6 Vanderbilt	4/14/19
Walks	5	No. 21 Ole Miss	3/31/19
Strikeouts	11	Louisiana Tech	3/10/19

SCROGGINS' CAREER APPEARANCES

Cody Scroggins 2019 Game-By-Game (R-Junior)  
(10 Appearances, 6 Starts)

Date	Opponent	IP	H	R-ER	BB	K	Result
2/16/19	Eastern Illinois	1.0	2	1-1	1	2	ND
2/21/19	at USC*	3.2	1	3-3	2	8	ND
3/1/19	Stony Brook*	3.1	5	3-3	1	5	ND
3/10/19	Louisiana Tech*	6.0	2	0-0	1	11	W, 1-0
3/17/19	Missouri*	5.0	3	0-0	2	7	ND
3/24/19	at Alabama*	5.0	3	2-1	3	3	W, 2-0
3/31/19	#21 Ole Miss	4.0	5	2-2	5	2	ND
4/5/19	at #15 Auburn	2.2	2	1-1	2	2	ND
4/6/19	at #15 Auburn	1.0	1	0-0	0	1	ND
4/14/19	at #6 Vanderbilt	2.0	6	6-6	4	1	ND
<b>TOTALS</b>	<b>10 G, 6 GS</b>	<b>27.2</b>	<b>28</b>	<b>18-17</b>	<b>20</b>	<b>31</b>	<b>2-0</b>

Cody Scroggins 2018 Game-By-Game (R-Sophomore)  
(16 Appearances, 0 Starts)

Date	Opponent	IP	H	R-ER	BB	K	Result
2/17/18	Bucknell	1.0	0	0-0	0	2	ND
2/21/18	vs. Arizona	0.2	1	0-0	2	2	ND
3/3/18	USC	1.0	0	0-0	0	0	ND
3/9/18	Kent State	0.0	0	1-1	1	0	ND
3/21/18	at Charlotte	0.1	0	1-0	1	1	ND
4/4/18	ULM	2.0	0	0-0	1	2	ND
4/12/18	South Carolina	1.0	0	0-0	0	1	ND
4/21/18	at Mississippi St.	0.2	0	1-1	1	0	ND
4/28/18	Alabama	0.2	1	1-1	1	2	ND
5/6/18	at LSU	1.0	2	1-1	0	1	ND
5/13/18	#20 Texas A&M	0.1	1	1-1	0	1	ND
5/18/18	at #13 Georgia	1.0	2	2-2	2	2	ND
6/1/18	Oral Roberts	1.0	2	0-0	1	1	ND
6/10/18	#25 South Carolina	2.1	1	0-0	2	2	ND
6/17/18	vs. Texas	1.0	1	1-1	2	1	ND
6/28/18	vs. Oregon St.	1.2	1	0-0	0	1	ND
<b>TOTALS</b>	<b>16 G, 0 GS</b>	<b>13.1</b>	<b>11</b>	<b>9-8</b>	<b>12</b>	<b>17</b>	<b>0-0</b>

Cody Scroggins 2017 Game-By-Game (Sophomore)  
(3 Appearances, 0 Starts)

Date	Opponent	IP	H	R-ER	BB	K	Result
2/18/17	Miami (Ohio)	1.0	1	0-0	0	1	ND

Cody Scroggins Career Stats

Year	ERA	W	L	App	GS	CG	SHO	CBO	SV	IP	H	R	ER	BB	SO	2B	3B	HR	BF	B/Avg	WP	HBP	BK	SFA	SHA	PO	A	E	FLD%
2016	5.40	0	0	4	0	0	0	0	0	3.1	3	2	2	2	1	0	0	0	14	.273	2	1	0	0	0	15	23	2	.950
2017	3.86	0	0	3	0	0	0	0	0	2.1	3	1	1	1	1	0	1	0	13	.273	1	1	0	0	0	0	0	1	.000
2018	4.60	0	0	16	0	0	0	2	0	15.2	12	9	8	12	18	2	0	1	74	.211	3	2	0	1	2	0	4	0	1.000
2019	4.54	2	0	10	7	0	0	2	0	33.2	30	18	17	21	42	5	0	3	157	.233	3	5	1	2	0	1	1	1	.667
<b>TOTAL</b>	<b>4.58</b>	<b>2</b>	<b>0</b>	<b>33</b>	<b>7</b>	<b>0</b>	<b>0</b>	<b>4</b>	<b>0</b>	<b>55.0</b>	<b>48</b>	<b>30</b>	<b>28</b>	<b>36</b>	<b>62</b>	<b>7</b>	<b>1</b>	<b>4</b>	<b>258</b>	<b>.231</b>	<b>9</b>	<b>9</b>	<b>1</b>	<b>3</b>	<b>2</b>	<b>16</b>	<b>28</b>	<b>4</b>	<b>.917</b>

Cody Scroggins Career SEC Stats

Year	ERA	W	L	App	GS	CG	SHO	CBO	SV	IP	H	R	ER	BB	SO	2B	3B	HR	BF	B/Avg	WP	HBP	BK	SFA	SHA	PO	A	E	FLD%
2016	5.40	0	0	4	0	0	0	0	0	3.1	3	2	2	2	1	0	0	0	14	.273	2	1	0	0	0	5	11	2	.889
2018	11.57	0	0	6	0	0	0	0	0	4.2	6	6	6	2	6	0	0	1	24	.300	2	1	0	0	1	0	1	0	1.000
2019	4.58	1	0	6	4	0	0	1	0	19.2	20	11	10	16	16	4	0	2	97	.256	3	2	0	1	0	1	0	1	.500
<b>TOTAL</b>	<b>5.86</b>	<b>1</b>	<b>0</b>	<b>16</b>	<b>4</b>	<b>0</b>	<b>0</b>	<b>1</b>	<b>0</b>	<b>27.2</b>	<b>29</b>	<b>19</b>	<b>18</b>	<b>20</b>	<b>23</b>	<b>4</b>	<b>0</b>	<b>3</b>	<b>135</b>	<b>.266</b>	<b>7</b>	<b>4</b>	<b>0</b>	<b>1</b>	<b>1</b>	<b>6</b>	<b>12</b>	<b>3</b>	<b>.857</b>

2/24/17	Bryant	0.0	1	1-1	1	0	ND
3/1/17	at Louisiana Tech	1.1	1	0-0	0	0	ND
<b>TOTALS</b>	<b>3 G, 0 GS</b>	<b>2.1</b>	<b>3</b>	<b>1-1</b>	<b>1</b>	<b>1</b>	<b>0-0</b>

Cody Scroggins 2016 Game-By-Game (Freshman)  
(4 Appearances, 0 Starts)

Date	Opponent	IP	H	R-ER	BB	K	Result
4/3/16	Missouri	1.0	0	0-0	0	0	ND
4/8/16	at #14 Ole Miss	1.0	0	0-0	1	1	ND
4/15/16	#2 Florida	1.0	1	1-1	1	0	ND
5/8/16	at #13 LSU	0.1	2	1-1	0	0	ND
<b>TOTALS</b>	<b>4 G, 0 GS</b>	<b>3.1</b>	<b>3</b>	<b>2-2</b>	<b>2</b>	<b>1</b>	<b>0-0</b>

2019 TRENDS

- Has thrown 4+ IP in four of seven starts.
- Has struck out at least one in 18-consecutive appearances dating back to April 28, 2018.
- Made his first career start at USC (Feb. 21) ... Struck out 8 over 3.2 innings.
- Struck out a career-high 11 in third start of year vs. La. Tech (March 10).
- Originally came to Arkansas as an INF in 2016, but became a RHP full-time in 2017 before needing Tommy John early in the 2017 season.

## CAREER HIGHS

Category	High	Opponent (Last)	Date
Innings	3.0	2x (at No. 15 Auburn)	4/6/19
Longest Start	--	--	--
Shortest Start	--	--	--
Longest Relief	3.0	2x (at No. 15 Auburn)	4/6/19
Hits	4	No. 21 Ole Miss	3/31/19
Runs	3	No. 21 Ole Miss	3/31/19
Earned Runs	3	No. 21 Ole Miss	3/31/19
Walks	2	at No. 6 Vanderbilt	4/14/19
Strikeouts	4	at No. 2 Florida	3/24/19

## VERMILLION'S CAREER APPEARANCES

Zebulon Vermillion 2019 Game-By-Game (Sophomore)  
(15 Appearances, 0 Starts)

Date	Opponent	IP	H	R-ER	BB	K	Result
2/16/19	Eastern Illinois	1.0	0	0-0	0	1	ND
2/17/19	Eastern Illinois	0.0	1	1-1	0	0	ND
2/21/19	at USC	0.2	1	0-0	0	0	ND
2/27/19	Memphis	2.0	1	0-0	0	1	W, 1-0
3/2/19	Stony Brook	2.0	1	0-0	1	2	W, 2-0
3/9/19	Louisiana Tech	0.2	1	0-0	1	1	ND
3/13/19	Western Illinois	1.2	0	0-0	0	2	ND
3/19/19	at #9 Texas	2.0	1	0-0	1	3	ND
3/23/19	at Alabama	1.0	2	0-0	1	0	ND
3/26/19	at Missouri St.	1.1	1	1-1	0	1	W, 3-0
3/31/19	#21 Ole Miss	1.1	4	3-3	1	1	ND
4/2/19	Little Rock	1.0	1	1-0	0	0	ND
4/5/19	at #15 Auburn	0.2	2	1-1	0	1	ND
4/6/19	at #15 Auburn	3.0	2	0-0	1	3	S, 1
4/14/19	at #6 Vanderbilt	0.2	1	1-1	2	1	W, 4-0
<b>TOTALS</b>	<b>15 G, 0 GS</b>	<b>19.0</b>	<b>19</b>	<b>8-7</b>	<b>8</b>	<b>17</b>	<b>4-0 (1 SV)</b>

Zebulon Vermillion 2018 Game-By-Game (Freshman)  
(7 Appearances, 0 Starts)

Date	Opponent	IP	H	R-ER	BB	K	Result
2/17/18	Bucknell	1.0	3	2-2	0	1	ND
2/28/18	Dayton	3.0	3	1-0	0	3	S, 1
3/9/18	Kent State-2	1.0	0	0-0	0	1	ND
3/17/18	Kentucky-1	1.0	2	1-1	0	2	ND
3/21/18	at Charlotte	0.2	0	0-0	0	0	ND
3/24/18	at No. 2 Florida	2.1	3	1-1	0	4	ND
4/21/18	at Mississippi St.	0.1	1	1-1	0	0	ND
<b>TOTALS</b>	<b>7 G, 0 GS</b>	<b>9.1</b>	<b>12</b>	<b>6-5</b>	<b>0</b>	<b>11</b>	<b>0-0 (1 SV)</b>

## 2019 TRENDS

- Earned first career win against Memphis (Feb. 17).
- Earned second career save, first of season at #15 Auburn (April 6) with career-high three innings pitched.
- Has throw 1.0 or more innings in seven of last nine appearances.
- Given up two or less hits in 14 of 15 appearances this year.
- Only two earned runs allowed in last 5.1 innings
- At least one strikeout in five of last six outings

### Zebulon Vermillion Career Stats

Year	ERA	W	L	App	GS	CG	SHO	CBO	SV	IP	H	R	ER	BB	SO	2B	3B	HR	BF	B/Avg	WP	HBP	BK	SFA	SHA	PO	A	E	FLD%
2018	4.82	0	0	7	0	0	0	0	1	9.1	12	6	5	0	11	1	0	0	40	.308	2	1	0	0	0	1	2	0	1.000
2019	3.32	4	0	15	0	0	0	1	1	19.0	19	8	7	7	18	6	0	1	85	.264	1	3	0	2	1	1	4	0	1.000
<b>TOTAL</b>	<b>3.81</b>	<b>4</b>	<b>0</b>	<b>22</b>	<b>0</b>	<b>0</b>	<b>0</b>	<b>1</b>	<b>2</b>	<b>28.1</b>	<b>31</b>	<b>14</b>	<b>12</b>	<b>7</b>	<b>29</b>	<b>7</b>	<b>0</b>	<b>1</b>	<b>125</b>	<b>.279</b>	<b>3</b>	<b>4</b>	<b>0</b>	<b>2</b>	<b>1</b>	<b>2</b>	<b>6</b>	<b>0</b>	<b>1.000</b>

### Zebulon Vermillion Career SEC Stats

Year	ERA	W	L	App	GS	CG	SHO	CBO	SV	IP	H	R	ER	BB	SO	2B	3B	HR	BF	B/Avg	WP	HBP	BK	SFA	SHA	PO	A	E	FLD%
2018	7.36	0	0	3	0	0	0	0	0	3.2	6	3	3	0	6	1	0	0	16	.375	1	0	0	0	0	1	1	0	1.000
2019	6.75	1	0	5	0	0	0	1	1	6.2	11	5	5	4	7	2	0	1	33	.393	0	0	0	1	0	0	2	0	1.000
<b>TOTAL</b>	<b>6.97</b>	<b>1</b>	<b>0</b>	<b>8</b>	<b>0</b>	<b>0</b>	<b>0</b>	<b>1</b>	<b>1</b>	<b>10.1</b>	<b>17</b>	<b>8</b>	<b>8</b>	<b>4</b>	<b>13</b>	<b>3</b>	<b>0</b>	<b>1</b>	<b>49</b>	<b>.386</b>	<b>1</b>	<b>0</b>	<b>0</b>	<b>1</b>	<b>0</b>	<b>1</b>	<b>3</b>	<b>0</b>	<b>1.000</b>

**#39 EVAN TAYLOR • FR • LHP • 6-4 • 235**

**CAREER HIGHS**

Category	High	Opponent (Last)	Date
Innings	2.0	Western Illinois	3/13/19
Longest Start	--	--	--
Shortest Start	--	--	--
Longest Relief	2.0	Western Illinois	3/13/19
Hits	2	at No. 9 Texas	3/20/19
Runs	3	at Alabama	3/22/19
Earned Runs	3	at Alabama	3/22/19
Walks	2	3x (No. 21 Ole Miss)	3/31/19
Strikeouts	4	Western Illinois	3/13/19

**TAYLOR'S CAREER APPEARANCES**

Evan Taylor 2019 Game-By-Game (Freshman)  
(8 Appearances, 0 Starts)

Date	Opponent	IP	H	R-ER	BB	K	Result
2/27/19	Memphis	1.0	0	0-0	0	3	ND
3/2/19	Stony Brook	1.0	0	0-0	1	2	ND
3/9/19	Louisiana Tech	0.1	0	0-0	0	1	ND
3/10/19	Louisiana Tech	1.0	0	0-0	1	1	ND
3/13/19	Western Illinois	2.0	0	0-0	1	4	ND
3/20/19	at #9 Texas	1.0	2	2-2	2	1	ND
3/22/19	at Alabama	0.2	1	3-3	2	1	ND
3/31/19	#21 Ole Miss	0.0	0	0-0	2	0	ND
<b>TOTALS</b>	<b>8 G, 0 GS</b>	<b>7.0</b>	<b>3</b>	<b>5-5</b>	<b>9</b>	<b>13</b>	<b>0-0</b>

**#21 JACOB BURTON • FR • RHP • 6-0 • 185**

**CAREER HIGHS**

Category	High	Opponent (Last)	Date
Innings	2.0	Eastern Illinois	2/16/19
Longest Start	--	--	--
Shortest Start	--	--	--
Longest Relief	2.0	Eastern Illinois	2/16/19
Hits	3	Eastern Illinois	2/16/19
Runs	3	Eastern Illinois	2/16/19
Earned Runs	3	Eastern Illinois	2/16/19
Walks	1	3x (at No. 9 Texas)	3/20/19
Strikeouts	1	4x (Louisiana Tech)	3/8/19

**BURTON'S CAREER APPEARANCES**

Jacob Burton 2019 Game-By-Game (Freshman)  
(7 Appearances, 0 Starts)

Date	Opponent	IP	H	R-ER	BB	K	Result
2/16/19	Eastern Illinois	2.0	3	3-3	1	0	ND
2/27/19	Memphis	1.0	1	0-0	1	1	ND
3/2/19	Stony Brook	1.0	1	0-0	0	1	ND
3/6/19	Charlotte	1.0	1	0-0	0	1	ND
3/8/19	Louisiana Tech	0.1	1	1-1	0	1	ND
3/20/19	at #9 Texas	0.0	0	1-0	1	0	ND
4/2/19	Little Rock	0.0	1	1-0	0	0	ND
<b>TOTALS</b>	<b>7 G, 0 GS</b>	<b>5.1</b>	<b>8</b>	<b>6-4</b>	<b>3</b>	<b>4</b>	<b>0-0</b>

**#37 CADEN MONKE • FR • LHP • 6-3 • 160**

**CAREER HIGHS**

Category	High	Opponent (Last)	Date
Innings	1.0	2x (Oral Roberts)	4/9/19
Longest Start	--	--	--
Shortest Start	--	--	--
Longest Relief	1.0	2x (Oral Roberts)	4/9/19
Hits	5	Stony Brook	3/1/19
Runs	3	2x (Stony Brook)	3/1/19
Earned Runs	3	2x (Stony Brook)	3/1/19
Walks	3	at No. 9 Texas	3/20/19
Strikeouts	3	Stony Brook	3/1/19

**MONKE'S CAREER APPEARANCES**

Caden Monke 2019 Game-By-Game (Freshman)  
(5 Appearances, 0 Starts)

Date	Opponent	IP	H	R-ER	BB	K	Result
2/27/19	Memphis	1.0	0	0-0	0	3	ND
3/2/19	Stony Brook	0.0	1	4-4	2	0	ND
3/9/19	Louisiana Tech	0.0	1	2-2	0	0	ND
3/20/19	at #9 Texas	0.2	0	0-0	3	0	ND
4/9/19	Oral Roberts	1.0	1	0-0	0	1	ND
<b>TOTALS</b>	<b>5 G, 0 GS</b>	<b>2.2</b>	<b>3</b>	<b>6-6</b>	<b>5</b>	<b>4</b>	<b>0-0</b>

**#49 LIAM HENRY • FR • LHP • 6-2 • 180**

**CAREER HIGHS**

Category	High	Opponent (Last)	Date
Innings	1.2	Little Rock	4/2/19
Longest Start	--	--	--
Shortest Start	--	--	--
Longest Relief	1.2	Little Rock	4/2/19
Hits	1	5x (Ark.- Pine Bluff)	4/16/19
Runs	1	3x (Little Rock)	4/2/19
Earned Runs	1	3x (Little Rock)	4/2/19
Walks	2	3x (Ark.- Pine Bluff)	4/16/19
Strikeouts	2	2x (Ark.- Pine Bluff)	4/16/19

**HENRY'S CAREER APPEARANCES**

Liam Henry 2019 Game-By-Game (Freshman)  
(8 Appearances, 0 Starts)

Date	Opponent	IP	H	R-ER	BB	K	Result
2/27/19	Memphis	1.0	1	1-1	0	0	ND
3/6/19	Charlotte	0.2	1	0-0	0	1	ND
3/13/19	Western Illinois	0.1	0	0-0	0	1	ND
3/20/19	at #9 Texas	1.0	1	1-1	0	1	ND
3/23/19	at Alabama	1.0	0	0-0	1	0	ND
4/2/19	Little Rock	1.2	1	1-1	2	0	ND
4/13/19	at #6 Vanderbilt	1.0	0	0-0	2	2	ND
4/16/19	Ark.- Pine Bluff	1.0	1	0-0	2	2	ND
<b>TOTALS</b>	<b>8 G, 0 GS</b>	<b>7.2</b>	<b>5</b>	<b>3-3</b>	<b>6</b>	<b>7</b>	<b>0-0</b>

# A || PITCHERS

#20 ELIJAH TREST • FR • RHP • 6-3 • 205

## SEASON HIGHS

Category	High	Opponent (Last)	Date
Innings	3.0	at #6 Vanderbilt	4/13/19
Longest Start	--	--	--
Shortest Start	--	--	--
Longest Relief	3.0	at #6 Vanderbilt	4/13/19
Hits	2	2x (Little Rock)	4/2/19
Runs	3	Little Rock	4/2/19
Earned Runs	3	Little Rock	4/2/19
Walks	3	Oral Roberts	4/9/19
Strikeouts	3	2x (Ark.- Pine Bluff)	4/16/19

### TREST'S CAREER APPEARANCES

Elijah Trest 2019 Game-By-Game (Freshman)  
(10 Appearances, 0 Starts)

Date	Opponent	IP	H	R-ER	BB	K	Result
3/10/19	Louisiana Tech	1.0	0	0-0	0	3	ND
3/13/19	Western Illinois	1.0	2	1-1	0	0	ND
3/20/19	at #9 Texas	1.2	2	3-3	3	2	L, 0-1
3/22/19	at Alabama	1.0	0	0-0	0	0	ND
3/26/19	at Missouri St.	0.0	1	0-0	1	0	ND
3/31/19	#21 Ole Miss	1.2	1	0-0	1	1	ND
4/2/19	Little Rock	0.0	2	3-3	1	0	ND
4/9/19	Oral Roberts	2.0	0	0-0	3	1	ND
4/13/19	at #6 Vanderbilt	3.0	1	0-0	2	1	ND
4/16/19	Ark.- Pine Bluff	2.0	4	2-1	1	3	ND
<b>TOTALS</b>	<b>10 G, 0 GS</b>	<b>13.1</b>	<b>12</b>	<b>9-8</b>	<b>12</b>	<b>11</b>	<b>0-1</b>

#29 MARSHALL DENTON • R-SO • RHP • 5-11 • 160

## CAREER HIGHS

Category	High	Opponent (Last)	Date
Innings	5.2	at Auburn	4/21/17
Longest Start	--	--	--
Shortest Start	--	--	--
Longest Relief	5.2	at Auburn	4/21/17
Hits	7	at Auburn	4/21/17
Runs	5	at Auburn	4/21/17
Earned Runs	5	at Auburn	4/21/17
Walks	2	2x (at No. 6 Vanderbilt)	4/13/19
Strikeouts	5	at Auburn	4/21/17

### DENTON'S CAREER APPEARANCES

Marshall Denton 2019 Game-By-Game (R-Sophomore)  
(15 Appearances, 3 Starts)

Date	Opponent	IP	H	R-ER	BB	K	Result
2/16/19	Eastern Illinois-1	1.0	1	0-0	0	1	ND
2/16/19	Eastern Illinois-2	1.0	1	0-0	0	0	ND
2/23/19	at USC	0.0	1	1-1	0	0	L, 0-1
3/2/19	Stony Brook	1.0	1	0-0	0	1	ND
3/9/19	Louisiana Tech	0.2	0	0-0	0	1	ND
3/13/19	Western Illinois*	3.0	2	0-0	0	3	W, 1-1
3/20/19	at #9 Texas*	2.0	1	0-0	1	1	ND
3/22/19	at Alabama	0.1	1	0-0	0	0	ND
3/26/19	at Missouri St.	0.2	3	1-1	0	1	ND
3/31/19	#21 Ole Miss	1.0	0	0-0	0	1	ND
4/2/19	Little Rock	2.0	4	4-2	0	2	ND
4/9/19	Oral Roberts*	2.0	3	3-3	0	2	ND
4/13/19	at #6 Vanderbilt	1.0	0	0-0	0	2	ND
4/14/19	at #6 Vanderbilt	0.2	0	0-0	0	2	S, 1
4/16/19	Ark.- Pine Bluff	0.2	1	0-0	1	1	ND
<b>TOTALS</b>	<b>15 G, 3 GS</b>	<b>17.0</b>	<b>19</b>	<b>9-7</b>	<b>2</b>	<b>18</b>	<b>1-1 (1 SV)</b>

#44 COLLIN TAYLOR • FR • RHP • 5-11 • 220

## SEASON HIGHS

Category	High	Opponent (Last)	Date
Innings	1.0	3x (Ark.- Pine Bluff)	4/16/19
Longest Start	--	--	--
Shortest Start	--	--	--
Longest Relief	1.0	3x (Ark.- Pine Bluff)	4/16/19
Hits	1	3x (Oral Roberts)	4/9/19
Runs	2	Oral Roberts	4/9/19
Earned Runs	2	Oral Roberts	4/9/19
Walks	2	Ark.- Pine Bluff	4/16/19
Strikeouts	1	Oral Roberts	4/9/19

### TAYLOR'S CAREER APPEARANCES

Collin Taylor 2019 Game-By-Game (Freshman)  
(5 Appearances, 0 Starts)

Date	Opponent	IP	H	R-ER	BB	K	Result
3/20/19	at #9 Texas	0.1	0	0-0	1	0	ND
3/23/19	at Alabama	1.0	1	1-1	1	0	ND
4/2/19	Little Rock	0.1	1	0-0	0	0	ND
4/9/19	Oral Roberts	1.0	1	2-2	1	1	ND
4/16/19	Ark.- Pine Bluff	1.0	0	0-0	2	0	ND
<b>TOTALS</b>	<b>5 G, 0 GS</b>	<b>3.2</b>	<b>3</b>	<b>3-3</b>	<b>5</b>	<b>1</b>	<b>0-0</b>

Marshall Denton 2017 Game-By-Game (Freshman)  
(7 Appearances, 0 Starts)

Date	Opponent	IP	H	R-ER	BB	K	Result
2/25/17	Bryant	0.1	0	0-0	0	0	ND
3/4/17	vs. Nebraska	0.1	0	0-0	1	0	ND
3/7/17	ULM	1.0	2	0-0	0	2	ND
3/16/17	Alcorn State	1.0	0	0-0	0	1	ND
4/4/17	Grand Canyon	1.0	0	0-0	0	1	ND
4/18/17	Memphis	1.0	0	0-0	0	1	ND
4/21/17	at Auburn	5.2	7	5-5	2	5	ND
4/25/17	vs. Kansas State	0.0	1	1-1	0	0	ND
<b>TOTALS</b>	<b>8 G, 0 GS</b>	<b>10.1</b>	<b>10</b>	<b>6-6</b>	<b>3</b>	<b>10</b>	<b>0-0</b>

#24 DOMINIC FLETCHER • JR • CF • 5-9 • 175

CAREER HIGHS

Category	High	Opponent (Last)	Date
Hits	4	2x (at No. 15 Auburn)	4/5/19
Runs	3	2x (vs. Florida)	5/27/17
Doubles	2	2x (No. 21 Ole Miss)	3/29/19
Triples	1	2x (at No. 13 Georgia)	5/17/18
Home Runs	1	28x (Ark.- Pine Bluff)	4/16/19
RBI	5	3x (Ark.- Pine Bluff)	4/16/19
Walks	3	at San Diego State	2/24/18
Stolen Bases	1	3x (Stony Brook)	3/1/19

SEASON HIGHS

Category	High	Opponent (Last)	Date
Hits	4	at No. 15 Auburn	4/5/19
Runs	2	8x (Ark.- Pine Bluff)	4/16/19
Doubles	2	2x (No. 21 Ole Miss)	3/29/19
Triples	--	--	--
Home Runs	1	5x (Ark.- Pine Bluff)	4/16/19
RBI	5	Ark.- Pine Bluff	4/16/19
Walks	2	3x (at No. 15 Auburn)	4/5/19
Stolen Bases	1	Stony Brook	3/1/19

Dominic Fletcher Career Stats

Year	Avg	GP	GS	AB	R	H	2B	3B	HR	RBI	BB	SB-ATT
2017	.291	59	56	220	44	64	7	1	12	37	17	1-2
2018	.288	69	67	267	43	77	16	1	10	49	20	1-4
2019	.320	37	37	147	35	47	17	0	5	31	19	1-2
<b>TOTAL</b>	<b>.297</b>	<b>165</b>	<b>160</b>	<b>634</b>	<b>122</b>	<b>188</b>	<b>40</b>	<b>2</b>	<b>27</b>	<b>117</b>	<b>55</b>	<b>3-8</b>

Dominic Fletcher SEC Stats

Year	Avg	GP	GS	AB	R	H	2B	3B	HR	RBI	BB	SB-ATT
2017	.284	28	27	102	15	29	0	0	5	12	4	0-1
2018	.325	30	30	120	21	39	8	1	5	15	5	0-1
2019	.313	15	15	64	11	20	6	0	2	12	3	0-0
<b>TOTAL</b>	<b>.308</b>	<b>73</b>	<b>72</b>	<b>286</b>	<b>47</b>	<b>88</b>	<b>14</b>	<b>1</b>	<b>12</b>	<b>39</b>	<b>12</b>	<b>0-2</b>

2019 TRENDS

- At least one hit in 15 of last 18 games.
- Hit one double in 3 of last 7 games.
- Driven in at least one run in 4 of last 7 games.
- Scored 10 times in last 9 games.
- T-1st in SEC in doubles (17) w/ Mississippi State's Jake Mangum.
- Six of 17 doubles have come in SEC play.
- Tied a career-high four hits on April 5 in 15-inning win over Auburn.
- Multi-hit game in nine of last 18 starts.
- T-7th in doubles in SEC games (6).
- 12th in total bases in SEC games (32).
- Six of 20 conference hits have been doubles
- Hit the go-ahead home run in the top of the 10th inning against USC (Feb. 23), his only hit of the game and was his first home run of the year.
- Finished the series at No. 9 Texas with three doubles, two coming in a career-high day on March 19 that helped Arkansas to an 11-4 win.
- Hit .429 in the series win over Alabama with two home runs and five RBIs, helping the Razorbacks win their first conference road series since 2017.
- Matched his career-high doubles in a 3-for-4 game with two doubles in the series opener against No. 21 Ole Miss (March 29), his second three-hit game in three starts.
- Tied a career-high with five RBIs as part of a 3-for-3 game against Arkansas-Pine Bluff with a home run.

#18 HESTON KJERSTAD • SO • OF • 6-3 • 200

CAREER HIGHS

Category	High	Opponent (Last)	Date
Hits	4	2x (at No. 6 Vanderbilt)	4/14/19
Runs	3	5x (at Alabama)	3/24/19
Doubles	2	at No. 2 Florida	3/25/18
Triples	1	Western Illinois	3/12/19
Home Runs	2	3x (Oral Roberts)	4/9/19
RBI	5	Oral Roberts	4/9/19
Walks	2	4x (No. 25 South Carolina)	6/11/18
Stolen Bases	1	5x (Missouri)	3/15/19

SEASON HIGHS

Category	High	Opponent (Last)	Date
Hits	4	2x (at No. 6 Vanderbilt)	4/14/19
Runs	3	2x (at Alabama)	3/24/19
Doubles	1	6x (Ark.- Pine Bluff)	4/16/19
Triples	1	Western Illinois	3/12/19
Home Runs	2	Oral Roberts	4/9/19
RBI	5	Oral Roberts	4/9/19
Walks	1	9x (Oral Roberts)	4/9/19
Stolen Bases	1	3x (Missouri)	3/15/19

Heston Kjerstad Career Stats

Year	Avg	GP	GS	AB	R	H	2B	3B	HR	RBI	BB	SB-ATT
2018	.332	69	69	262	65	87	14	0	14	58	26	3-3
2019	.321	37	37	159	31	51	6	1	9	31	9	3-3
<b>TOTAL</b>	<b>.328</b>	<b>106</b>	<b>106</b>	<b>421</b>	<b>96</b>	<b>138</b>	<b>22</b>	<b>1</b>	<b>23</b>	<b>89</b>	<b>35</b>	<b>6-6</b>

Heston Kjerstad SEC Stats

Year	Avg	GP	GS	AB	R	H	2B	3B	HR	RBI	BB	SB-ATT
2018	.322	30	30	121	28	39	9	0	5	21	7	1-1
2019	.303	15	15	66	10	20	2	0	3	11	0	1-1
<b>TOTAL</b>	<b>.316</b>	<b>45</b>	<b>45</b>	<b>187</b>	<b>38</b>	<b>59</b>	<b>11</b>	<b>0</b>	<b>8</b>	<b>32</b>	<b>7</b>	<b>2-2</b>

2019 TRENDS

- 10-game hitting streak with two or more hits in five of 10.
- Two-or more RBIs in four of last eight games, including a career-high five RBIs on Tuesday against Oral Roberts (April 9).
- Four home runs in his last eight games ... Leads team with nine HRs.
- Hitting .297 since conference play began (March 15) with seven HRs.
- Hitting .354 in last 10 games with 14 RBIs, four HRs and 17 hits.
- 8th in SEC in total bases (86).
- T-4th in SEC in home runs (9).
- T-4th in SEC in hit by pitch (8).
- T-9th in SEC in hits (51).
- Hit a two-run home run on Opening Day against Eastern Illinois (Feb. 16), his 15th home run of his career.
- Broke out of a .214 slump to go 7-for-18 (.389) against Stony Brook with two runs scored, two doubles and four RBIs.
- Went a perfect 4-for-4 against Western Illinois (March 12) falling just a double short of the cycle. The four hits was a career-high.
- Hit a 435-foot home run in game one against No. 9 Texas (March 19), his third home run of the year.
- Tallied two three-hit games against Alabama, including a four-RBI day in game one (March 22), tying a career high.
- Two of four hits against Auburn were home runs ... Finished series batting .235 with five runs driven in.
- Notched his third two-home run game of career, second against Oral Roberts on Tuesday ... Hit his first career grand slam in same game.
- Hit .400 against Vanderbilt with six hits, but only drove in two runs.

# A || HITTERS

#15 CASEY MARTIN • SO • INF • 5-11 • 175

## CAREER HIGHS

Category	High	Opponent (Last)	Date
Hits	4	4x (Oral Roberts)	4/9/19
Runs	3	5x (Oral Roberts)	4/9/19
Doubles	2	No. 21 Ole Miss	3/30/19
Triples	1	2x (at No. 15 Auburn)	4/5/19
Home Runs	2	2x (vs. South Carolina)	5/23/18
RBI	6	Dayton	2/28/18
Walks	3	ULM	4/3/18
Stolen Bases	2	Dayton	3/1/18

## SEASON HIGHS

Category	High	Opponent (Last)	Date
Hits	4	Oral Roberts	4/9/19
Runs	3	2x (Oral Roberts)	4/9/19
Doubles	2	No. 21 Ole Miss	3/30/19
Triples	1	2x (at No. 15 Auburn)	4/5/19
Home Runs	1	6x (No. 21 Ole Miss)	3/31/19
RBI	4	Ark.- Pine Bluff	4/16/19
Walks	2	3x (at No. 15 Auburn)	4/6/19
Stolen Bases	1	8x (at No. 15 Auburn)	4/6/19

### Casey Martin Career Stats

Year	Avg	GP	GS	AB	R	H	2B	3B	HR	RBI	BB	SB-ATT
2018	.345	67	62	252	50	87	14	0	13	49	27	8-9
2019	.287	37	37	164	36	47	15	2	7	29	14	8-10
<b>TOTAL</b>	<b>.322</b>	<b>104</b>	<b>99</b>	<b>416</b>	<b>86</b>	<b>134</b>	<b>29</b>	<b>2</b>	<b>20</b>	<b>78</b>	<b>41</b>	<b>16-19</b>

### Casey Martin SEC Stats

Year	Avg	GP	GS	AB	R	H	2B	3B	HR	RBI	BB	SB-ATT
2018	.333	30	29	117	14	39	4	0	3	11	15	3-3
2019	.254	15	15	67	11	17	3	2	2	4	4	3-3
<b>TOTAL</b>	<b>.304</b>	<b>45</b>	<b>44</b>	<b>184</b>	<b>25</b>	<b>56</b>	<b>7</b>	<b>2</b>	<b>5</b>	<b>15</b>	<b>19</b>	<b>6-6</b>

## 2019 TRENDS

- At least one hit in 12 of last 14 games.
- Tied a career-high four hits on against Oral Roberts (April 9).
- Scored 10 times in last seven games.
- Hitting .347 and slugging .633 over last 10 games.
- T-3rd in SEC in doubles (15).
- T-6th in SEC in total bases (87).
- Started the season on a nine-game hit streak, before having it snapped in the series finale against Stony Brook (March 2). Had three multi-hit games during that streak.
- Notched back-to-back three-RBI games against Louisiana Tech (March 9-10), including a home run in each game, one an inside-the-park home run.
- Hit a home run in three-straight games against Louisiana Tech (March 9-10) and Western Illinois (March 12).
- Had a career-high two doubles as part of a 3-for-3 day against No. 21 Ole Miss (March 30).
- Went 2-for-5 in the series finale against the Rebels (March 31) with a home run, his sixth of the year, which leads the team.
- Hit two triples in Auburn series, his only hits of the series.
- Two multi-hit games in Vanderbilt series, including his fourth game of three hits or more this season on Sunday.

#8 JORDAN MCFARLAND • JR • INF • 6-3 • 220

## CAREER HIGHS

Category	High	Opponent (Last)	Date
Hits	3	2x (Alabama)	4/29/18
Runs	5	Bucknell	2/17/18
Doubles	1	3x (at No. 4 Ole Miss)	3/30/18
Triples	--	--	--
Home Runs	2	Kent State	3/11/18
RBI	5	Kent State	3/11/18
Walks	3	No. 13 Auburn	4/7/18
Stolen Bases	1	3x (Eastern Illinois)	2/16/19

## SEASON HIGHS

Category	High	Opponent (Last)	Date
Hits	2	2x (Ark.- Pine Bluff)	4/16/19
Runs	2	Eastern Illinois	2/16/19
Doubles	--	--	--
Triples	--	--	--
Home Runs	--	--	--
RBI	3	Eastern Illinois	2/16/19
Walks	1	3x (Ark.- Pine Bluff)	4/16/19
Stolen Bases	1	Eastern Illinois	2/16/19

### Jordan McFarland Career Stats

Year	Avg	GP	GS	AB	R	H	2B	3B	HR	RBI	BB	SB-ATT
2017	.271	29	19	70	14	19	0	0	2	10	9	1-1
2018	.299	45	29	117	34	35	3	0	3	15	13	0-2
2019	.184	15	9	38	4	7	0	0	0	6	4	1-1
<b>TOTAL</b>	<b>.271</b>	<b>89</b>	<b>57</b>	<b>225</b>	<b>52</b>	<b>61</b>	<b>3</b>	<b>0</b>	<b>5</b>	<b>31</b>	<b>17</b>	<b>2-4</b>

### Jordan McFarland SEC Stats

Year	Avg	GP	GS	AB	R	H	2B	3B	HR	RBI	BB	SB-ATT
2017	.238	11	5	21	3	5	0	0	0	1	1	0-0
2018	.277	26	19	65	15	18	1	0	1	4	10	0-1
2019	.500	1	0	2	0	1	0	0	0	0	0	0-0
<b>TOTAL</b>	<b>.273</b>	<b>38</b>	<b>24</b>	<b>88</b>	<b>18</b>	<b>24</b>	<b>1</b>	<b>0</b>	<b>1</b>	<b>5</b>	<b>11</b>	<b>0-1</b>



#12 CASEY OPITZ • SO • C/UTL • 5-11 • 175

CAREER HIGHS

Category	High	Opponent (Last)	Date
Hits	4	at No. 6 Vanderbilt	4/14/19
Runs	2	7x (at No. 6 Vanderbilt)	4/14/19
Doubles	1	4x (at USC)	2/23/19
Triples	--	--	--
Home Runs	1	at No. 6 Vanderbilt	4/14/19
RBI's	3	2x (at No. 6 Vanderbilt)	4/14/19
Walks	3	Charlotte	3/6/19
Stolen Bases	1	4x (Louisiana Tech)	3/10/19

SEASON HIGHS

Category	High	Opponent (Last)	Date
Hits	4	at No. 6 Vanderbilt	4/14/19
Runs	2	5x (at No. 6 Vanderbilt)	4/14/19
Doubles	1	2x (at USC)	2/23/19
Triples	--	--	--
Home Runs	1	at No. 6 Vanderbilt	4/14/19
RBI's	3	2x (at No. 6 Vanderbilt)	4/14/19
Walks	3	Charlotte	3/6/19
Stolen Bases	1	4x (Louisiana Tech)	3/10/19

Casey Opitz Career Stats

Year	Avg	GP	GS	AB	R	H	2B	3B	HR	RBI	BB	SB-ATT
2018	.222	19	7	27	6	6	2	0	0	5	3	0-0
2019	.236	32	25	89	19	21	2	0	1	16	25	5-5
<b>TOTAL</b>	<b>.233</b>	<b>51</b>	<b>32</b>	<b>116</b>	<b>25</b>	<b>27</b>	<b>4</b>	<b>0</b>	<b>1</b>	<b>21</b>	<b>28</b>	<b>5-5</b>

Casey Opitz SEC Stats

Year	Avg	GP	GS	AB	R	H	2B	3B	HR	RBI	BB	SB-ATT
2018	.143	6	2	7	0	1	0	0	0	2	1	0-0
2019	.224	15	14	49	6	11	0	0	1	6	9	0-0
<b>TOTAL</b>	<b>.214</b>	<b>21</b>	<b>16</b>	<b>56</b>	<b>6</b>	<b>12</b>	<b>0</b>	<b>0</b>	<b>1</b>	<b>8</b>	<b>10</b>	<b>0-0</b>

2019 TRENDS

- Eight hits in last seven games.
- Has walked at least one time in three of the last five games.
- Had a career-high four hits in the 14-12 win over Vanderbilt (April 14), including hitting his first career home run.
- Tied a career-high three RBIs in series finale vs. Vanderbilt (April 14).
- Drove in a career-high three RBIs in game one against EIU (Feb. 16), two coming from a double in the fourth inning, his second hit of the frame.
- Walked a career-high three times against Charlotte (March 6).
- Hit the walk-off single in the bottom of the ninth against Missouri (March 17), his only hit of the series.
- Drove in Arkansas' first run of a 3-2 loss to No. 6 Vanderbilt (April 12) ... His first RBI since March 24 at Alabama.

#7 JACK KENLEY • JR • INF • 6-0 • 185

CAREER HIGHS

Category	High	Opponent (Last)	Date
Hits	3	at Alabama	3/22/19
Runs	3	2x (Louisiana Tech)	3/10/19
Doubles	1	7x (at No. 6 Vanderbilt)	4/14/19
Triples	1	3x (Ark.- Pine Bluff)	4/16/19
Home Runs	2	Stony Brook	3/2/19
RBI's	5	Stony Brook	3/2/19
Walks	2	11x (at No. 6 Vanderbilt)	4/14/19
Stolen Bases	2	Stony Brook	3/1/19

SEASON HIGHS

Category	High	Opponent (Last)	Date
Hits	3	at Alabama	3/22/19
Runs	3	2x (Louisiana Tech)	3/10/19
Doubles	1	4x (at No. 6 Vanderbilt)	4/14/19
Triples	1	3x (Ark.- Pine Bluff)	4/16/19
Home Runs	2	Stony Brook	3/2/19
RBI's	5	Stony Brook	3/2/19
Walks	2	8x (at No. 6 Vanderbilt)	4/14/19
Stolen Bases	2	Stony Brook	3/1/19

Jack Kenley Career Stats

Year	Avg	GP	GS	AB	R	H	2B	3B	HR	RBI	BB	SB-ATT
2017	.133	34	6	30	5	4	1	0	0	2	2	1-2
2018	.222	43	16	54	13	12	2	0	0	10	13	1-1
2019	.310	37	36	126	34	39	4	3	7	29	29	6-8
<b>TOTAL</b>	<b>.262</b>	<b>114</b>	<b>58</b>	<b>210</b>	<b>52</b>	<b>55</b>	<b>7</b>	<b>3</b>	<b>7</b>	<b>41</b>	<b>44</b>	<b>8-11</b>

Jack Kenley SEC Stats

Year	Avg	GP	GS	AB	R	H	2B	3B	HR	RBI	BB	SB-ATT
2017	.000	18	2	12	1	0	0	0	0	0	0	0-0
2018	.194	21	10	36	4	7	1	0	0	5	5	1-1
2019	.226	15	15	53	9	12	2	0	2	6	11	2-4
<b>TOTAL</b>	<b>.188</b>	<b>54</b>	<b>27</b>	<b>101</b>	<b>14</b>	<b>19</b>	<b>3</b>	<b>0</b>	<b>2</b>	<b>11</b>	<b>16</b>	<b>3-5</b>

2019 TRENDS

- Notched 13 hits in his last 10 games.
- Has eight multi-hit games in his last 16 starts.
- Walked two times in five of last nine games.
- Has a .500 on-base percentage over the last 10 games with 12 walks.
- Tied for 2nd on team in HRs (7).
- Recorded his first multi-hit game of the year on Opening Day against EIU (Feb. 16), going 2-for-4 with two RBIs, one double and one home run.
- The home run was his first of his career and travelled 407 feet beyond the right field bullpen.
- Recorded his first multi-home run game of his career after going deep in back-to-back at-bats against Stony Brook (March 2), part of a 2-for-4 day with three runs scored and a career-high five RBIs.
- Picked up his second triple of the season, part of a 2-for-3 day against Louisiana Tech (March 10).
- Finished the series against the Bulldogs, 4-for-10 (.400) with three runs scored and one RBI.
- Went 3-for-5 in the series opener against Alabama (March 22), a career-high in hits, his sixth multi-hit game of the year.
- Was 4-for-10 (.400) in the Vanderbilt series, walking four times.

# A || HITTERS

#4 TREVOR EZELL • R-SR • INF • 5-8 • 200

## CAREER HIGHS

Category	High	Opponent (Last)	Date
Hits	4	7x (at Tennessee Tech)	4/29/18
Runs	5	2x (Eastern Illinois)	4/17/16
Doubles	2	6x (at No. 6 Vanderbilt)	4/14/19
Triples	1	15x (Ark.- Pine Bluff)	4/16/19
Home Runs	1	21x (at No. 15 Auburn)	4/6/19
RBI	4	5x (at No. 15 Auburn)	4/5/19
Walks	3	7x (at USC)	2/22/19
Stolen Bases	3	SIUE	4/2/16

## SEASON HIGHS

Category	High	Opponent (Last)	Date
Hits	3	5x (Ark.- Pine Bluff)	4/16/19
Runs	4	Ark.- Pine Bluff	4/16/19
Doubles	2	3x (at No. 6 Vanderbilt)	4/14/19
Triples	1	2x (Ark.- Pine Bluff)	4/16/19
Home Runs	1	5x (at No. 15 Auburn)	4/6/19
RBI	4	at No. 15 Auburn	4/5/19
Walks	3	at USC	2/22/19
Stolen Bases	2	2x (Memphis)	2/27/19

### Trevor Ezell Career Stats

Year	Avg	GP	GS	AB	R	H	2B	3B	HR	RBI	BB	SB-ATT
2015 (SEMO)	.313	59	59	246	66	77	18	6	4	42	41	11-17
2016 (SEMO)	.326	59	59	242	70	79	10	2	5	31	53	23-25
2017 (SEMO)	.276	7	7	29	6	8	1	1	1	5	3	3-3
2018 (SEMO)	.377	56	56	231	52	87	16	4	6	50	25	11-17
2019 (ARK)	.304	37	37	138	36	42	10	2	5	26	27	9-10
<b>TOTAL</b>	<b>.331</b>	<b>218</b>	<b>218</b>	<b>886</b>	<b>230</b>	<b>293</b>	<b>55</b>	<b>15</b>	<b>21</b>	<b>154</b>	<b>149</b>	<b>55-72</b>

### Trevor Ezell Career Conference Stats

Year	Avg	GP	GS	AB	R	H	2B	3B	HR	RBI	BB	SB-ATT
2015	.308	30	30	133	38	41	12	3	4	23	17	5-6
2016	.352	29	29	125	38	44	6	1	4	18	24	13-13
2017												INJURED
2018	.406	31	31	133	36	54	13	2	2	26	14	6-9
2019	.211	15	15	57	10	12	6	0	2	12	10	0-1
<b>TOTAL</b>	<b>.333</b>	<b>105</b>	<b>105</b>	<b>453</b>	<b>122</b>	<b>151</b>	<b>37</b>	<b>6</b>	<b>12</b>	<b>79</b>	<b>65</b>	<b>24-29</b>

## 2019 TRENDS

- 5th on team in batting average (.304).
- 3rd on team in on-base percentage (.417).
- Has 14 hits in last nine games ... 11 RBIs and 7 XBH in same span.
- Tied a career-high four RBIs in 15-inning victory over Auburn.
- Has three or more RBIs in four of last seven games.
- Walked eight times in last 10 games.
- In the 14 games he's had at least one RBI, he's driven in three or more six times.
- Made his Razorback debut, starting at first base in all three games against Eastern Illinois, and led the team with a 5-for-10 (.500) combined performance at the plate.
- Went 3-for-4 in the first game of the season with two doubles and one home run in the 15-7 win. His home run in the third inning was Arkansas' first homer of the year.
- Went 3-for-6 in the series finale against Vanderbilt (April 14) after going hitless in the first two games ... Hit two doubles in a game for the third time this year.

#5 JACOB NESBIT • R-FR • INF • 6-0 • 175

## SEASON HIGHS

Category	High	Opponent (Last)	Date
Hits	3	at No. 9 Texas	3/20/19
Runs	2	at No. 9 Texas	3/19/19
Doubles	1	5x (No. 6 Vanderbilt)	4/13/19
Triples	--	--	--
Home Runs	1	at Alabama	3/22/19
RBI	3	2x (at Alabama)	3/22/19
Walks	2	at No. 15 Auburn	4/5/19
Stolen Bases	1	5x (at No. 15 Auburn)	4/6/19

### Jacob Nesbit Career Stats

Year	Avg	GP	GS	AB	R	H	2B	3B	HR	RBI	BB	SB-ATT
2019	.285	36	35	123	21	35	6	0	1	27	17	5-7
<b>TOTAL</b>	<b>.285</b>	<b>36</b>	<b>35</b>	<b>123</b>	<b>21</b>	<b>35</b>	<b>6</b>	<b>0</b>	<b>1</b>	<b>27</b>	<b>17</b>	<b>5-7</b>

### Jacob Nesbit SEC Stats

Year	Avg	GP	GS	AB	R	H	2B	3B	HR	RBI	BB	SB-ATT
2019	.241	15	15	54	7	13	4	0	1	10	7	2-3
<b>TOTAL</b>	<b>.241</b>	<b>15</b>	<b>15</b>	<b>54</b>	<b>7</b>	<b>13</b>	<b>4</b>	<b>0</b>	<b>1</b>	<b>10</b>	<b>7</b>	<b>2-3</b>

## 2019 TRENDS

- At least one hit in five of last seven games.
- Hit one double in each of games two and three against Vanderbilt (April 13-14).
- Has seven RBIs in last seven games.
- Tallied his first three-hit game of his career when he went 3-for-4 with two RBIs in a 7-6 loss at No. 9 Texas (March 20).
- Tied his career high with three RBIs in the game one win over Alabama (March 22) and finished the week with seven runs driven in.
- Hit his first career home run against Alabama, becoming the eighth different Razorback to hit at least one home run this season.
- Saw his team-best 15-game hitting streak come to an end on March 29 against Ole Miss. Also saw his team-best 24-game reached base streak come to an end on March 31 against Ole Miss.
- The hit streak was the longest by a Razorback since Tyler Spoon (16 games) in 2013.

#25 CHRISTIAN FRANKLIN • FR • OF • 5-11 • 180

**SEASON HIGHS**

Category	High	Opponent (Last)	Date
Hits	3	2x (Charlotte)	3/6/19
Runs	2	5x (at No. 15 Auburn)	4/6/19
Doubles	1	3x (Charlotte)	3/6/19
Triples	1	Charlotte	3/6/19
Home Runs	1	4x (No. 21 Ole Miss)	3/30/19
RBI	4	at No. 9 Texas	3/19/19
Walks	3	at USC	2/22/19
Stolen Bases	2	at USC	2/21/19

**Christian Franklin Career Stats**

Year	Avg	GP	GS	AB	R	H	2B	3B	HR	RBI	BB	SB-ATT
2019	.270	35	32	111	22	30	3	1	4	27	12	7-8
<b>TOTAL</b>	<b>.270</b>	<b>35</b>	<b>32</b>	<b>111</b>	<b>22</b>	<b>30</b>	<b>3</b>	<b>1</b>	<b>4</b>	<b>27</b>	<b>12</b>	<b>7-8</b>

**Christian Franklin SEC Stats**

Year	Avg	GP	GS	AB	R	H	2B	3B	HR	RBI	BB	SB-ATT
2019	.189	15	15	53	8	10	0	0	1	6	3	1-1
<b>TOTAL</b>	<b>.189</b>	<b>15</b>	<b>15</b>	<b>53</b>	<b>8</b>	<b>10</b>	<b>0</b>	<b>0</b>	<b>1</b>	<b>6</b>	<b>3</b>	<b>1-1</b>

**2019 TRENDS**

- Hitless in his last 10 at-bats with only one walk.
- Was 9-for-27 (.333) with three multi-hit games before the hitless streak.
- Went 2-for-5 in his first career start (vs. EIU - Feb. 16), driving in three RBIs and hitting his first career home run.
- Tallied his second multi-hit game of the year in game three, providing an RBI double in the second inning and an RBI single in the seventh, Arkansas' first two runs of the game.
- Nearly hit for the cycle against Charlotte (March 6), falling a home run shy in a 3-for-4 game, his second three-hit game of the year.
- Hit Arkansas' first grand slam of the season in the second inning against No. 9 Texas (March 19), becoming the first Razorback with a four-RBI game this season.
- Went 4-for-15 in the Auburn series with multi-hit games in games two and three.

#10 MATT GOODHEART • SO • INF/OF • 6-1 • 180

**SEASON HIGHS**

Category	High	Opponent (Last)	Date
Hits	3	3x (at No. 6 Vanderbilt)	4/13/19
Runs	3	Ark.- Pine Bluff	4/16/19
Doubles	2	3x (at No. 6 Vanderbilt)	4/13/19
Triples	--	--	--
Home Runs	1	Oral Roberts	4/9/19
RBI	4	Oral Roberts	4/9/19
Walks	3	Ark.- Pine Bluff	4/16/19
Stolen Bases	1	4x (at Missouri St.)	3/26/19

**Matt Goodheart Career Stats**

Year	Avg	GP	GS	AB	R	H	2B	3B	HR	RBI	BB	SB-ATT
2019	.404	32	25	99	16	40	10	1	1	22	18	4-6
<b>TOTAL</b>	<b>.404</b>	<b>32</b>	<b>25</b>	<b>99</b>	<b>16</b>	<b>40</b>	<b>10</b>	<b>1</b>	<b>1</b>	<b>22</b>	<b>18</b>	<b>4-6</b>

**Matt Goodheart SEC Stats**

Year	Avg	GP	GS	AB	R	H	2B	3B	HR	RBI	BB	SB-ATT
2019	.480	14	13	50	7	24	9	1	0	9	10	2-3
<b>TOTAL</b>	<b>.480</b>	<b>14</b>	<b>13</b>	<b>50</b>	<b>7</b>	<b>24</b>	<b>9</b>	<b>1</b>	<b>0</b>	<b>9</b>	<b>10</b>	<b>2-3</b>

**2019 TRENDS**

- Leads the team in overall average (.404) and conference batting average (.480).
- Leads the SEC in conference BA (.480) and OB% (.574).
- Second in conference slugging (.700) behind Ole Miss' Cole Zabowski (.702)
- Hitting .471 since conference play began with 11 extra-base hits and 18 RBIs.
- Is 19 for his last 40 at-bats (.475) with 10 RBIs, five 2B, one 3B and a HR.
- On an 10-game hitting streak with seven multi-hit games.
- Had three of Arkansas' seven hits in the 12-2 loss at Vanderbilt (April 13), two going for doubles.
- Went 2-for-5 in the series finale with the Commodores with two RBIs and his first career triple.
- Has at least one hit in 14 of his last 15 games.
- Hit his first career home run against Oral Roberts (April 9), part of a 2-for-4 game with four RBIs.
- Went 2-for-4 in his first career start as a Razorback (vs. EIU - Feb. 16), driving in one run and scoring one.
- Recorded two multi-hit games in the Missouri series (March 15-17), his first multi-hit game since the season-opener against Eastern Illinois (Feb. 16).
- Tallied a career-high three hits in the series-opening win over Alabama (March 22), including one double and two runs scored.
- Went 2-for-3 in the 5-3 victory over No. 21 Ole Miss (March 29), driving in a career-high three runs.



QUICK FACTS

GENERAL INFORMATION

Location..... Fayetteville, Arkansas
Founded.....1871
Enrollment..... 27,558
Nickname..... Razorbacks
School Colors..... Cardinal (PMS 201) and White
Conference..... Southeastern (Western Division)
System President..... Dr. Donald R. Bobbitt (Arkansas, 1980)
Chancellor.....Dr. Joseph E. Steinmetz (Central Michigan, 1977)
Athletic Director.....Hunter Yurachek (Guilford College, 1990)
Faculty Athletic Rep.....Gerald Jordan (Arkansas, 1970)
Athletics Website..... ArkansasRazorbacks.com
Ticket Office Phone.....1-800-982-HOGS
Athletic Department Phone.....(479) 575-6533

COACHING STAFF

Head Coach.....Dave Van Horn (Arkansas, 1988)
Record at Arkansas..... 643-364 (16 seasons, .639)
Overall Division I Record..... 963-521 (24 seasons, .649)
Overall as a Head Coach.....1,228-604 (30 seasons, .670)
Van Horn's DI Postseason App. (Total/at UA)..... 19/15
Van Horn's College World Series Appearances..... 7
(Neb: 2001, 2002; Ark: 2004, 2009, 2012, 2015, 2018)
Hitting Coach/Recruiting Coordinator.....
.....Nate Thompson (Dallas Baptist, 2006)
Pitching Coach..... Matt Hobbs (Missouri, 2002)
Volunteer Assistant Coach.....Taylor Smart (Tennessee, 2017)
Student Asst. Coach.....Jared Gates
..... Harrison Heffley
Dir. of Baseball Operations.....Clay Goodwin (Arkansas, 2005)
Athletic Trainer..... Corey Wood (East Carolina, 2008)
Strength & Conditioning...Blaine Kinsley (Lenoir-Rhyne, 2010)
Director of Video and Scouting.....Zach Barr
Graduate Managers.....Doug Willey, Phil Cebuhar
Managers.....Sean O'Neil
..... Cale Petrie
.....Hayden Sutton
.....Chandler Tolbert

HISTORY

Years of Varsity Baseball at Arkansas.....96
(1897, 1901-03, 05, 08-16, 19-20, 22-29, 47-18)
All-Time Program Record..... 2,196-1,384-6 (.612)
All-Time Conference Record/Years..... SEC: 397-383 (.509)/27
SWC: 264-205 (.563)/24
Combined: 661-588 (.529)/51
Conference Titles/Years..... SEC Overall: 2/1999, 2004
SEC Western Division: 4/1999, 2004, 2007, 2011, 2018
SWC: 2/1989, 1990
Conference Tournament Record/Years..... SEC: 33-40 (.452)/23
SWC: 18-25 (.419)/14
Combined: 51-65 (.440)/37
Conference Tournament Titles/Years..... SEC: None
SWC: 1/1985
NCAA Postseason Appearances.....30
(1973, 79-80, 83, 85-90, 95-96, 98-99, 2002-15, 2017, 2018)
NCAA Postseason Record..... 83-66 (.557)
College World Series Appearances.....9
(1979, 1985, 1987, 1989, 2004, 2009, 2012, 2015, 2018)
College World Series Record..... 15-18 (.455)
NCAA Super Regional Appearances.....7
.....(2002, 2004, 2009, 2010, 2012, 2015, 2018)
NCAA Super Regional Record.....11-7 (.600)
NCAA Regional Appearances.....29
NCAA Regional Record.....57-41 (.568)
Overall NCAA Regional Hosts..... 7 (1999, 2004, 2006, 2007, 2010,
2017, 2018)
Best NCAA Finish..... 1979 and 2018 National Runner-up

GAME CREDENTIALS

Members of the media should contact John Thomas to request individual game credentials for Razorback home games. Credential requests should be made no later than noon (CT) the day before the scheduled contest and should be directed by e-mail to John Thomas. Credential requests for away games should be made to the communications contact of the home team. Only fully accredited personnel directly involved in the coverage of the game will be admitted. Credentials are non-transferable.

INTERVIEW POLICIES

Please direct all requests for interviews with coaches and players to John Thomas. For home SEC weekends, Coach Dave Van Horn will hold his weekly press conference on Thursday with players and assistant coaches available following Thursday's practice. On road SEC weekends, Coach Van Horn will hold his weekly press conference on Wednesday with players and assistant coaches available following Wednesday's practice. Players are not available for interviews on gamedays, except for post-game interviews. Post-game press conferences are held in the indoor Pitching Development Center located down the third base line. Coach Van Horn and two or three most requested Razorback players will address the media. In the event of a doubleheader, the only Arkansas player available between games for interviews is the starting pitcher of game one. The Arkansas clubhouse is off limits to the media at all times.

E-MAIL UPDATES

Members of the media may request to be added to the Arkansas communications baseball e-mail group. Subscribers will receive game notes, game stories and other information. To subscribe, send a request to John Thomas. Please identify yourself and your organization in your request as this service is only available to members of the media.

GAMEDAY MEDIA SERVICES

The Arkansas communications staff provides scorecards, rosters, updated statistics and results for each team in the Baum Stadium press box prior to home games. Box scores, play-by-play and any postgame notes are disseminated approximately 10 minutes after the conclusion of the game. An Associated Press-style game story is also produced by the communications office. Members of the media may request these stories be sent to their organization via e-mail by contacting a member of the communications office.

WIRELESS INTERNET

The Baum Stadium press box is equipped with wireless internet for use by the media. Media members should log on to the "UARK Media" network by using a password that will be provided at the stadium.

GAMEDAY LIVE STATS

Live in-game stats will be provided at http://arkansas.statbroadcast.com.

FACILITIES/PARKING

The Arkansas baseball team conducts all games at Baum-Walker Stadium at George Cole Field. Baum Stadium is located just off Razorback Road south of Martin Luther King, Jr., Boulevard. There is space for media parking on game day. Only cars with a parking credential will be allowed access to the parking lot.

PHOTOGRAPHERS

No cameras are allowed on the Baum Stadium playing surface during games. Photographers are encouraged to use the photo wells at the end of each dugout and behind home plate.

ARKANSAS ATHLETIC COMMUNICATIONS

The University of Arkansas athletic communications office is located on the main floor of Bud Walton Arena behind the Hog Heaven Store with office hours from 8 a.m. to 5 p.m., Monday through Friday. You can often reach us at Bud Walton after hours, but if not, please leave a message on our voice mail system.

Office: 479-575-2751 | Cell: 479-313-2564
Fax: 479-575-7481 | Press Row: 479-575-6622

Mailing Address
Razorbacks Communications
P.O. Box 7777
Fayetteville, AR 72702-7777



	Opponent	Score	WP	LP	SV	Attend	Time
<b>FEBRUARY</b>							
16	Eastern Illinois-1	W, 15-7	I. Campbell (1-0)	T. Jones (0-1)	--	--	3:11
	Eastern Illinois-2	W, 12-3	K. Ramage (1-0)	M. YaSenka (0-1)	--	8838	3:10
17	Eastern Illinois	W, 3-2	M. Cronin (1-0)	B. Malatestinic (0-1)	--	7382	2:49
21	at USC	W, 6-3	K. Ramage (2-0)	Q. Longrie (0-1)	M. Cronin (1)	377	3:28
22	at USC	W, 8-6	I. Campbell (2-0)	K. Hurt (0-1)	M. Cronin (2)	994	2:52
23	at USC	L, 6-4 (10 inn.)	C. Clarke (2-0)	M. Denton (0-1)	--	799	3:19
27	Memphis	W, 10-3	Z. Vermillion (1-0)	D. Denz (0-1)	--	6990	3:10
<b>MARCH</b>							
1	Stony Brook-1	W, 3-1	I. Campbell (3-0)	G. Marino (1-2)	M. Cronin (3)	--	2:17
	Stony Brook-2	W, 4-3	K. Ramage (3-0)	B. Herrmann (1-1)	J. Kostyshock (1)	7234	2:42
3	Stony Brook	W, 15-7	Z. Vermillion (2-0)	N. DeGennaro (0-1)	--	8117	3:35
5	Charlotte			CANCELLED			.
6	Charlotte	W, 9-2	P. Wicklander (1-1)	R. Czanstkowski (0-1)	--	6976	2:45
8	Louisiana Tech	W, 4-2	K. Kopps (1-0)	K. Griffen (2-2)	M. Cronin (4)	8246	3:05
9	Louisiana Tech	L, 12-7	J. Kostyshock (0-1)	L. Robbins (1-0)	B. Smith (2)	9272	3:36
10	Louisiana Tech	W, 11-0	C. Scroggins (1-0)	L. Bailey (1-2)	--	7572	3:03
12	Western Illinois	W, 8-0	P. Wicklander (2-1)	A. Dorethy (0-3)	--	6926	2:45
13	Western Illinois	W, 11-1 (8 inn.)	M. Denton (1-1)	J. Foy (0-3)	--	6869	3:13
15	Missouri*	W, 2-0	I. Campbell (4-0)	J. Cantleberry (2-1)	M. Cronin (5)	8150	2:37
16	Missouri*	W, 4-3	K. Ramage (4-0)	TJ Sikkema (2-1)	M. Cronin (6)	9521	2:39
17	Missouri*	W, 3-2	J. Kostyshock (1-1)	C. Dulle (1-2)	--	9281	2:28
19	at #9 Texas	W, 11-4	K. Ramage (5-0)	J. Neely (0-1)	--	6208	2:39
20	at #9 Texas	L, 7-6	T. Stevens (2-1)	E. Trest (0-1)	C. Quintanilla (4)	6260	3:53
22	at Alabama*	W, 12-3	I. Campbell (5-0)	S. Finnerty (4-2)	--	4060	2:50
23	at Alabama*	L, 10-0	B. Love (3-0)	C. Noland (0-1)	--	4317	2:45
24	at Alabama*	W, 10-2	C. Scroggins (2-0)	W. Freeman (2-2)	--	3687	2:58
26	at Missouri St.	W, 8-2	Z. Vermillion (3-0)	H. Juenger (0-2)	--	2457	3:12
29	#21 Ole Miss*	W, 5-3	I. Campbell (6-0)	W. Ethridge (4-2)	M. Cronin (7)	10251	3:03
30	#21 Ole Miss*	L, 4-3	A. Miller (2-0)	K. Kopps (1-1)	P. Caracci (6)	9642	2:51
31	#21 Ole Miss*	L, 10-5	Z. Phillips (3-1)	K. Kopps (1-2)	T. Myers (1)	8433	3:39
<b>APRIL</b>							
2	Little Rock	W, 17-7	T. Gordon (2-1)	K. Ramage (5-1)	E. Daily (1)	7956	4:10
5	at #15 Auburn-1*	L, 6-3	E. Anderson (5-0)	K. Kopps (1-3)	C. Greenhill (7)	--	2:50
	at #15 Auburn-2*	W, 9-6 (15 inn.)	K. Kopps (2-3)	C. Skipper (3-2)	--	--	5:40
6	at #15 Auburn*	W, 8-0	P. Wicklander (3-1)	R. Fitts (2-1)	Z. Vermillion (1)	3731	3:08
9	Oral Roberts	W, 15-8	K. Ramage (6-1)	L. Odom (0-3)	--	8723	4:00
12	at #6 Vanderbilt*	L, 3-2	D. Fellows (7-0)	I. Campbell (6-1)	T. Brown (7)	3465	2:24
13	at #6 Vanderbilt*	L, 12-2	K. Rucker (3-4)	C. Noland (0-32)	--	3305	2:27
14	at #6 Vanderbilt*	W, 14-12	Z. Vermillion (4-0)	T. Brown (1-1)	M. Denton (1)	3488	4:01
16	Arkansas-Pine Bluff	W, 16-4 (7 inn.)	C. Noland (1-2)	C. Benoit (0-6)	--	7805	2:50
18	Mississippi State*	--	Baum-Walker Stadium	--	ESPNU	--	8 p.m.
19	Mississippi State*	--	Baum-Walker Stadium	--	SECN+	--	6:30 p.m.
20	Mississippi State*	--	Baum-Walker Stadium	--	SECN+	--	2 p.m.
23	Northwestern State	--	Baum-Walker Stadium	--	SECN+	--	6:30 p.m.
24	Northwestern State	--	Baum-Walker Stadium	--	SECN+	--	3 p.m.
26	Tennessee*	--	Baum-Walker Stadium	--	SECN+	--	6:30 p.m.
27	Tennessee*	--	Baum-Walker Stadium	--	SECN+	--	6:30 p.m.
28	Tennessee*	--	Baum-Walker Stadium	--	SEC Network	--	4 p.m.
30	Grambling State--	--	North Little Rock, Ark.	--	--	--	6:30 p.m.
<b>MAY</b>							
3	at Kentucky*	--	Lexington, Ky.	--	SECN+	--	5:30 p.m.
4	at Kentucky*	--	Lexington, Ky.	--	SECN+	--	1 p.m.
5	at Kentucky*	--	Lexington, Ky.	--	SECN+	--	Noon
9	LSU*	--	Baum-Walker Stadium	--	ESPNU	--	6:30 p.m.
10	LSU*	--	Baum-Walker Stadium	--	SECN+	--	6:30 p.m.
11	LSU*	--	Baum-Walker Stadium	--	ESPN2	--	1 p.m.
16	at Texas A&M*	--	College Station, Texas	--	SECN+	--	6:30 p.m.
17	at Texas A&M*	--	College Station, Texas	--	SECN+	--	6:30 p.m.
18	at Texas A&M*	--	College Station, Texas	--	SECN+	--	2 p.m.

# A || TV / RADIO ROSTER




**3**  
**ZACK GREGORY**  
Fr. • 5-10 • 175 • L/R  
INF • Keller, Texas



**4**  
**TREVOR EZELL**  
R-Sr. • 5-8 • 200 • S/R  
INF • Bryant, Ark.




**5**  
**JACOB NESBIT**  
R-Fr. • 6-0 • 170 • R/R  
INF • Coppel, Texas



**7**  
**JACK KENLEY**  
Jr. • 6-0 • 180 • L/R  
INF • Germantown, Tenn.




**8**  
**JORDAN MCFARLAND**  
Jr. • 6-3 • 210 • R/R  
INF/OF • Waterloo, Ill.



**10**  
**MATT GOODHEART**  
So. • 6-1 • 180 • L/R  
INF/OF • Magnolia, Ark.




**12**  
**CASEY OPITZ**  
So. • 5-11 • 175 • S/R  
C/UTL • Centennial, Colo.




**13**  
**CONNOR NOLAND**  
Fr. • 6-2 • 215 • R/R  
RHP • Greenwood, Ark.




**14**  
**CALEB DENNY**  
Fr. • 6-2 • 180 • L/R  
INF • Owasso, Okla.




**15**  
**CASEY MARTIN**  
So. • 5-11 • 175 • R/R  
INF • Lonoke, Ark.




**16**  
**ANDREW STANLEY**  
Fr. • 5-9 • 180 • R/R  
C • Searcy, Ark.




**17**  
**TREY HARRIS**  
Fr. • 5-10 • 165 • R/R  
OF • Little Rock, Ark.




**18**  
**HESTON KJERSTAD**  
So. • 6-3 • 200 • L/R  
OF • Amarillo, Texas



**19**  
**COBY BOULWARE**  
So. • 5-9 • 170 • R/R  
INF • Anthem, Ariz.



**20**  
**ELIJAH TREST**  
Fr. • 6-3 • 205 • L/R  
RHP • White Oak, Texas



**21**  
**JACOB BURTON**  
Fr. • 6-0 • 195 • R/R  
RHP • Diana, Texas




**22**  
**CURTIS WASHINGTON, JR.**  
Fr. • 6-2 • 175 • R/R  
OF/INF • West Memphis, Ark.




**24**  
**DOMINIC FLETCHER**  
Jr. • 5-9 • 175 • L/L  
OF • Cypress, Calif.



**25**  
**CHRISTIAN FRANKLIN**  
Fr. • 5-11 • 180 • R/R  
OF • Overland Park, Kan.




**26**  
**TRAVIS HESTER**  
Fr. • 6-2 • 195 • R/R  
RHP • College Station, Texas



**27**  
**DILLON LIFRIERI**  
Fr. • 6-0 • 190 • R/R  
OF/INF • Wilton, Conn.



**28**  
**KOLE RAMAGE**  
So. • 6-1 • 195 • R/R  
RHP • Southlake, Texas



**29**  
**MARSHALL DENTON**  
R-So. • 5-11 • 165 • R/R  
RHP • Beebe, Ark.



**31**  
**CALEB BOLDEN**  
So. • 6-2 • 185 • R/R  
RHP • Texarkana, Texas



**32**  
**MATT CRONIN**  
Jr. • 6-2 • 210 • L/L  
LHP • Navarre, Fla.




**33**  
**PATRICK WICKLANDER**  
Fr. • 6-1 • 180 • R/L  
LHP • San Jose, Calif.




**34**  
**STEVEN SANCHEZ**  
Fr. • 6-7 • 250 • L/L  
LHP • Mundelein, Ill.




**35**  
**JACOB KOSTYSHOCK**  
Jr. • 6-4 • 175 • R/R  
RHP • O'Fallon, Mo.



**37**  
**CADEN MONKE**  
Fr. • 6-3 • 160 • L/L  
LHP • Mt. Olive, Ill.



**39**  
**EVAN TAYLOR**  
Fr. • 6-4 • 235 • L/L  
LHP • Florence, Ala.



**44**  
**COLLIN TAYLOR**  
R-So. • 5-11 • 220 • R/R  
RHP • Florence, Ala.



**45**  
**KEVIN KOPPS**  
R-Jr. • 6-0 • 200 • R/R  
RHP • Sugar Land, Texas




**46**  
**CARTER SELLS**  
Fr. • 6-0 • 190 • R/R  
RHP • Brentwood, Tenn.



**48**  
**ZACK PLUNKETT**  
R-Sr. • 6-2 • 230 • R/R  
C • Hurst, Texas




**49**  
**LIAM HENRY**  
Fr. • 6-2 • 175 • L/L  
LHP • Kansas City, Mo.



**54**  
**WILL BARKER**  
Fr. • 6-2 • 180 • R/R  
RHP • Sherwood, Ark.



**55**  
**ISAIAH CAMPBELL**  
R-Jr. • 6-4 • 235 • R/R  
RHP • Olathe, Kan.




**57**  
**CODY SCROGGINS**  
R-Jr. • 6-0 • 185 • R/R  
RHP • Bentonville, Ark.




**88**  
**ZEBULON VERMILLION**  
So. • 6-4 • 210 • L/R  
RHP • Prairie Village, Kan.



**2**  
**DAVE VAN HORN**  
Head Coach  
17th Season



**30**  
**NATE THOMPSON**  
Assistant Coach  
2nd Season




**47**  
**MATT HOBBS**  
Assistant Coach  
1st Season



**9**  
**TAYLOR SMART**  
Volunteer Assistant  
1st Season



**12th Season**  
**CLAY GOODWIN**  
Dir. of Operations  
12th Season



**6**  
**JARED GATES**  
Student Assistant  
1st Season



**11**  
**HARRISON HEFFLEY**  
Student Assistant  
2nd Season