



# ARKANSAS Baseball Game Notes

9 College World Series Appearances • 7 NCAA Super Regional Appearances  
30 NCAA Tournament Appearances • 2 SEC Regular Season Titles • 5 SEC Western Division Titles

## '19 SCHEDULE & RESULTS

### FEBRUARY

16	EASTERN ILLINOIS (DH) (SECN+)	W, 15-7
	EASTERN ILLINOIS (DH) (SECN+)	W, 12-3
17	EASTERN ILLINOIS (SECN+)	W, 3-2
21	at USC (PAC-12+)	W, 6-3
22	at USC (PAC-12+)	W, 8-6
23	at USC (PAC-12+)	L, 6-4 (10 inn.)
27	MEMPHIS (SECN+)	W, 10-3

### MARCH

1	STONY BROOK (DH) (SECN+)	W, 3-1
	STONY BROOK (DH) (SECN+)	W, 4-3
3	STONY BROOK (SECN+)	W, 15-7
5	CHARLOTTE	CANCELLED
6	CHARLOTTE (SECN+)	W, 9-2
8	LOUISIANA TECH (SECN+)	W, 4-2
9	LOUISIANA TECH (SECN+)	L, 12-7
10	LOUISIANA TECH (SECN+)	W, 11-0
12	WESTERN ILLINOIS (SECN+)	W, 8-0
13	WESTERN ILLINOIS (SECN+)	W, 11-1 (8 inn.)
15	MISSOURI* (SECN+)	W, 2-0
16	MISSOURI* (SECN+)	W, 4-3
17	MISSOURI* (SECN+)	W, 3-2
19	at #9 Texas (Longhorn Network)	W, 11-4
20	at #9 Texas (Longhorn Network)	L, 7-6
22	at Alabama* (SECN+)	W, 12-3
23	at Alabama* (SECN+)	L, 10-0
24	at Alabama* (SECN+)	W, 10-2
26	at Missouri State (ESPN+)	W, 8-2
29	#21 OLE MISS* (ESPNU)	W, 5-3
30	#21 OLE MISS* (SEC Network)	L, 4-3
31	#21 OLE MISS* (SECN+)	L, 10-5

### APRIL

2	LITTLE ROCK (SECN+)	L, 17-7
4	at #15 Auburn* (ESPN)	L, 6-3
5	at #15 Auburn* (SECN+)	W, 9-6 (15 inn.)
6	at #15 Auburn* (SECN+)	W, 8-0
9	ORAL ROBERTS (SECN+)	W, 15-8
12	at #6 Vanderbilt* (SEC Network)	L, 3-2
13	at #6 Vanderbilt* (SECN+)	L, 12-2
14	at #6 Vanderbilt* (SECN+)	W, 14-12
16	ARKANSAS-PINE BLUFF (SECN+)	W, 14-6
18	#2 MISSISSIPPI STATE* (ESPNU)	W, 5-3
19	#2 MISSISSIPPI STATE* (SECN+)	W, 12-5
20	#2 MISSISSIPPI STATE* (SECN+)	W, 10-2
23	NORTHWESTERN STATE (SECN+)	W, 19-2
24	NORTHWESTERN STATE (SECN+)	L, 10-7
26	#18 TENNESSEE* (SECN+)	6:30 p.m.
27	#18 TENNESSEE* (SECN+)	6:30 p.m.
28	#18 TENNESSEE* (SEC Network)	4 p.m.
30	vs. Grambling State (NLR, Ark.)	6:30 p.m.

### MAY

3	at Kentucky* (SECN+)	5:30 p.m.
4	at Kentucky* (SECN+)	1 p.m.
5	at Kentucky* (SECN+)	Noon
9	LSU* (ESPNU)	6:30 p.m.
10	LSU* (SECN+)	6:30 p.m.
11	LSU* (ESPN2)	1 p.m.
16	at Texas A&M* (SECN+)	6:30 p.m.
17	at Texas A&M* (SECN+)	6:30 p.m.
18	at Texas A&M* (SECN+)	2 p.m.
May 22-28	SEC Tournament (Hoover, Ala.)	TBA
May 31-June 2	NCAA Regionals	
June 7-9	NCAA Super Regionals	
June 14-27	College World Series (Omaha, Neb.)	

All times Central; Home game in BOLD; \* - SEC Game

## APRIL 26 - 28 VS. #18 TENNESSEE | BAUM-WALKER STADIUM



### #18 TENNESSEE VOLUNTEERS

Record	31-11 (9-9 SEC)
Ranking	18
Last Season	29-27 (12-18 SEC)
Head Coach	Tony Vitello
Career Record	60-38 (2nd Season)
Record at Tennessee	Same



### #6 ARKANSAS RAZORBACKS

Record	31-11 (10-6 SEC)
Ranking	6
Last Season	48-21 (18-12 SEC)
Head Coach	Dave Van Horn
Career Record	1,259-615 (31st season)
Record at Arkansas	674-375 (17th Season)

## SERIES BY THE NUMBERS (2019 STATS)

TENNESSEE	OFFENSE	ARKANSAS	TENNESSEE	PITCHING/DEFENSE	ARKANSAS
.261	Batting Avg.	.303	2.68	ERA	4.17
.412	Slugging Pct.	.488	373.0	Innings Pitched	375.2
.371	On-Base Pct.	.405	1	Complete Games	0
74	Doubles	90	13	Saves	11
7	Triples	14	3.44	Strikeout/Walk Ratio	2.35
39	Home Runs	50	.212	Opponent's Avg.	.229
211	Walks	230	29	Errors	45
74-of-85	Stolen Bases/Att	54-of-66	30	Double Plays	23

All-time Series (since 1960): ARK leads 33-27;

Series in Fayetteville: ARK leads 16-10; Series in Knoxville: TENN leads 16-14;

### PROBABLE PITCHERS

Game 1: ARK RHP Isaiah Campbell (7-1, 2.44 ERA, 78 K, 10 BB) vs. TENN LHP Garrett Crochet (3-2, 2.45 ERA, 55 K, 11 BB)  
Game 2: ARK LHP Patrick Wicklander (3-1, 4.28 ERA, 58 K, 26 BB) vs. TENN RHP Garrett Stallings (7-2, 1.82 ERA, 72 K, 11 BB)  
Game 3: ARK TBA vs. TENN RHP Zach Linginfelter (6-4, 3.91 ERA, 50 K, 17 BB)



Sophomore infielder Casey Martin's bat has heated up as of late. The Lonoke, Arkansas native was named the SEC Player of the Week on Monday after hitting .417 last week, including a six-RBI weekend against second-ranked Mississippi State and a grand slam.

## MLB (8)

Name	Years at Arkansas	Club
Brian Anderson	2012-14	Miami
Jalen Beeks	2013-14	Tampa Bay
Andrew Benintendi	2014-15	Boston
Logan Forsythe	2006-08	Texas
James McCann	2009-11	Chicago White Sox
Blake Parker	2004-06	Minnesota
Drew Smyly	2009-10	Texas
Ryne Stanek	2011-13	Tampa Bay

## AAA (3)

Name	Years at Arkansas	Club
D.J. Baxendale	2010-12	Rochester (MIN)
Zach Jackson	2014-16	Buffalo (TOR)
Matt Reynolds	2010-12	Fresno (WAS)

## AA (3)

Name	Years at Arkansas	Club
Chad Spanberger	2015-17	New Hampshire (TOR)
Trevor Stephan	2017	Trenton (NYY)
Andy Wilkins	2008-10	Mississippi (ATL)

## A-Advanced (1)

Name	Years at Arkansas	Club
Jacob Morris	2011-13	Winston-Salem (CWS)

## A (4)

Name	Years at Arkansas	Club
Eric Cole	2016-18	Lexington (KC)
Blaine Knight	2016-18	Delmarva (BAL)
Grant Koch	2016-18	Greensboro (PIT)
Kacey Murphy	2016-18	West Michigan (DET)

## A-Short (1)

Name	Years at Arkansas	Club
Jax Biggers	2017-18	Spokane (CLE)

## Rookie (3)

Name	Years at Arkansas	Club
Evan Lee	2017-18	GCL Nationals (WAS)
Barrett Loseke	2016-18	GCL Yankees East (NYY)
Jake Reindl	2016-18	AZL Cubs (CHC)

## Free Agents (2)

Name	Years at Arkansas	Last Club
Zack Cox	2009-10	Erie (DET)
Dallas Keuchel	2007-09	Houston



In recognition of the extraordinary longtime support of the Walker Family and the Willard and Pat Walker Charitable Foundation, the nation's top collegiate baseball ballpark has been renamed Baum-Walker Stadium at George Cole Field.

## PROJECTED LINEUP

#	Name	AVG/SLG/OB	GP-GS	AB	R	H	2B	3B	HR	RBI	BB	SB-ATT
4	T. Ezell	.294/.490/.425	42-42	153	44	45	11	2	5	28	35	10-11
> Has started every game of his career (223-consecutive starts). > Walked 15 times in his last 15 games ... Went 2-for-3 in series finale with NW State and two walks.												
18	H. Kjerstad	.330/.557/.392	41-41	176	35	58	8	1	10	33	10	3-3
> 14-game hitting streak with two or more RBIs in four of his last 12 games. > Hitting .400 in his last 10 games with 11 RBIs, three HRs and 16 hits. ... Missed first game of career last Saturday, breaking 108-game streak												
15	C. Martin	.299/.560/.377	42-42	184	44	55	18	3	8	37	20	8-10
> Named SEC Player of the Week after hitting .417 last week with 10 RBIs, six against Mississippi State. > Leads the SEC lead in doubles (17) and is hitting .455 over last 10 games with 13 RBIs and nine XBHs.												
24	D. Fletcher	.329/.571/.397	42-42	170	40	56	17	0	8	39	19	1-2
> Has one hit in 19 of his last 23 games and 15 RBIs in his last seven games. > Has scored 15 runs in his last 14 games ... Hit his first career grand slam on Wednesday vs. NW State.												
10	M. Goodheart	.385/.538/.500	37-30	117	21	45	11	2	1	28	26	5-7
> Had his 14-game hit streak snapped on Wednesday ... Hit .369 over last 14 games with 18 walks and 16 RBIs. > In the top two among the SEC in batting average (.385) and on-base percentage (.500).												
7	J. Kenley	.297/.547/.428	42-41	148	40	44	5	4	8	35	32	6-8
> Has notched 18 hits in his last 15 games and has nine multi-hit performances in his last 21 starts. > Has a .420 on-base percentage over his last 10 games with eight walks.												
5	J. Nesbit	.285/.372/.360	40-39	137	24	39	6	0	2	33	19	5-7
> Hit his second home run of the season on Saturday, part of a career-high four RBI day. > Has scored six times in last six games and drawn three walks over same span.												
12	C. Opitz	.245/.294/.402	36-28	102	21	25	2	0	1	20	26	5-5
> Eight hits in his last five games, including two games of three hits or more (vs. MSU - April 19; at Vanderbilt - April 14). > Went 3-for-5 in game two against MSU with three RBIs, his second three-RBI performance in his last four games.												
25	C. Franklin	.270/.405/.363	41-36	126	26	34	3	1	4	27	17	7-9
> Went 4-for-10 (.400) in Mississippi State series with two multi-hit games and two walks.												

## RAZORBACK PRIME NINE

>> Arkansas will face No. 18 Tennessee for a three-game set this weekend at Baum-Walker Stadium. Tennessee will be the fifth ranked team the Hogs will play in consecutive weeks in SEC play.

>> Arkansas is 7-2 in conference games played at home this year and are averaging 5.4 runs per game. The pitching staff has combined for a 3.56 ERA in those nine games, but has a 2.45 strikeout-to-walk ratio and Isaiah Campbell is 3-0 in his three starts.

>> The Razorbacks picked up their second SEC series sweep last week, winning three games against second-ranked Mississippi State and now lead the SEC Western Division by a half game over Texas A&M.

>> Sophomore infielder Casey Martin was named the SEC Player of the Week on Monday. Martin hit .471 last week with six of his 10 RBIs coming against Mississippi State. Martin also hit his first grand slam of his career and now has eight home runs this year.

>> Freshman right-hander Connor Noland won the SEC Co-Freshman of the Week award after throwing 9.2 combined scoreless innings against Arkansas-Pine Bluff and Mississippi State. Noland never walked a batter last week and the 7.2 innings vs. MSU was a season-high.

>> Outfielder Dominic Fletcher hit his eighth home run of the year on Wednesday against Northwestern State, giving him 30 for his career. He needs just three more to break into the top-10 on the all-time Arkansas career home run chart.

>> Casey Martin leads the SEC in doubles heading into this weekend's series with Tennessee. With his two-bagger on Wednesday against Northwestern State, he now has 18 doubles, which is four more than a year ago and 32 for his career.

>> Isaiah Campbell continues to be the Hogs' Friday night starter and has seven wins on the year after striking out 10 against Mississippi State last week. Campbell has eight-consecutive quality starts dating back to March 1.

>> Sophomore Heston Kjerstad is on a 14-game hitting streak and is hitting .369 during the span. Nine of his 24 hits have gone for extra-bases and 16 RBIs. Five of his 10 home runs have come in the last 14 games.

## 2019 SEC STANDINGS (as of April 25, 2019)

		Conference					Overall			Last 10	Streak
		W	L	T	Win%	GB	W	L	Win%		
EASTERN	Georgia	13	5	--	.722	--	33	9	.786	7-3	L1
	Vanderbilt	12	6	--	.667	1.0	31	9	.775	7-3	W4
	Tennessee	9	9	--	.500	4.0	31	11	.738	8-2	W5
	Missouri	7	10	1	.417	5.5	27	15	.640	6-4	W1
	Florida	7	11	--	.389	6.0	26	17	.605	5-5	L3
	South Carolina	5	13	--	.278	8.0	24	17	.585	6-4	W1
	Kentucky	4	14	--	.222	9.0	21	20	.512	4-6	W1
WESTERN	Arkansas	12	6	--	.667	--	30	11	.738	7-3	L1
	Texas A&M	11	6	1	.639	0.5	30	12	.709	5-5	W2
	LSU	11	7	--	.611	1.0	27	15	.643	5-5	W3
	Auburn	10	8	--	.556	2.0	27	14	.659	4-6	W2
	Ole Miss	10	8	--	.556	2.0	27	15	.659	5-5	L2
	Mississippi St.	10	8	--	.556	2.0	33	9	.786	7-3	W1
	Alabama	4	14	--	.222	8.0	25	17	.595	3-7	W1

## MARTIN AND NOLAND TAKE HOME SEC WEEKLY AWARDS

sophomore Casey Martin was named the SEC's Player of the Week on Monday and freshman right-hander Connor Noland also took home the league's Co-Freshman of the Week honors, Martin hit .471 for the week with five of his eight hits and six of his 10 RBIs coming against the second-ranked Bulldogs. His performance helped Arkansas to its second SEC series sweep and second sweep over Mississippi State in the last three years. He also totaled a career-high four RBIs twice, once coming in the 16-4 win over Arkansas-Pine Bluff and the other in a 12-5 series-clinching victory over MSU. The Lonoke, Arkansas native takes a five-game hitting streak into this week's midweek series against Northwestern State and he has at least one hit in 15 of his last 17 games with a .391 average over his last 10 games with eight extra-base hits and 11 RBIs. Noland's 7.2 innings pitched on Saturday was a season-long as he struck out five batters and scattered four hits without giving up a walk. The five strikeouts were his second-most in a game this year, two shy of his season high of seven coming in his first career outing in February (vs. EIU - Feb. 16).

## CAMPBELL FORMS INTO FRIDAY NIGHT ACE

Following the footsteps of All-American Blaine Knight, redshirt junior Isaiah Campbell has, seemingly, transformed into the Friday-night ace for the Hogs this year. Campbell moved to 6-0 on the season in the 5-3 win over No. 21 Ole Miss after working seven innings with four hits allowed, two earned runs and five strikeouts. The two runs were Campbell's first allowed in SEC play, but his 26 strikeouts over his four SEC starts is good for 10th in the league. He also has never walked more than three batters in a start this year.

## Last 7 Starts (Isaiah Campbell)

Date	Opponent	IP	H	R	ER	BB	SO
March 1	Stony Brook	7.0	3	0	0	1	13
March 8	Louisiana Tech	6.0	7	2	2	0	10
March 15	Missouri	7.0	2	0	0	1	11
March 22	at Alabama	7.0	5	0	0	1	7
March 29	No. 21 Ole Miss	7.0	4	2	2	2	5
April 5	at No. 15 Auburn	6.2	7	3	3	3	3
April 12	at No. 6 Vanderbilt	7.2	6	3	3	0	9
April 18	No. 2 Miss. State	7.2	5	2	2	0	10

## KJERSTAD HEATING UP

Sophomore outfielder Heston Kjerstad did not have the best start to his second season when he was 8-for-36 (.222) after eight games. Since then, the Amarillo, Texas native is his usual self and on a 14-game hitting streak heading into this weekend's series with Tennessee. Kjerstad is hitting .369 during the streak with five of his 10 home runs coming during that time. He's driven in 16 runs and scored 14 runs.

## Heston Kjerstad in 2019

Category	2018 (Through 42 games)	2019
Average	.365	.330
Slugging	.604	.557
On-Base Percentage	.444	.392
Hits	58	58
Runs	37	35
Extra-Base Hits	20	19
Home Runs	9	10
RBIs	37	33

## GOODHEART STAYING HOT AT HALFWAY POINT OF SEC SEASON

Going into the SEC opener against Missouri, sophomore Matt Goodheart was only hitting .241 with one multi-hit game and just seven hits in 12 games and four RBIs. Claiming he was having trouble seeing at night, Goodheart got a new contacts prescription and not only turned the corner, but has become one of the top hitters in the SEC. Goodheart is now hitting .441 in his last 20 games and has tallied seven multi-hit performances in his last 12 games. Over the last 10 games, Goodheart is hitting .429 with 15 hits, seven for extra-bases and 13 RBIs. He's also walked 16 times during that stretch and has a .608 on-base percentage.

## SEC Batting Leaders (SEC Games Only) (As of April 22)

### Batting Average

1.	Grae Kessinger (OM)	.453
2.	<b>Matt Goodheart (ARK)</b>	<b>.443</b>
3.	Zach Watson (LSU)	.390
4.	Alerick Soularie (TENN)	.387
5.	Austin Martin (VU)	.368

### Slugging Percentage

1.	Grae Kessinger (OM)	.680
2.	JJ Bleday (VU)	.676
3.	<b>Matt Goodheart (ARK)</b>	<b>.656</b>
4.	Zach Watson (LSU)	.644
5.	Cole Zabowski (OM)	.643

### On-Base Percentage

1.	<b>Matt Goodheart (ARK)</b>	<b>.553</b>
2.	Grae Kessinger (OM)	.506
3.	Alerick Soularie (TENN)	.500
4.	Chris Reid (LSU)	.476
5.	Josh Smith (LSU)	.467

## DOUBLES MACHINE

Through 42 games, junior Dominic Fletcher and Casey Martin are at the top of the SEC in doubles. Martin leads all league players with 18 doubles, while Fletcher is one behind him with 17. Martin has four more two-baggers than his freshman year and Fletcher has one more than his previous season best (16 in 2018). Martin has four doubles in his last seven games and 14 hits over that same span.

## SEC DOUBLES LEADERS (as of April 22, 2019)

1.	<b>Casey Martin (ARK)</b>	<b>18</b>
2.	<b>Dominic Fletcher (ARK)</b>	<b>17</b>
	Jake Mangum (MSU)	17
4.	Stephen Scott (VU)	15
	Jordan Westburg (MSU)	15
	Luke Berryhill (SC)	15
	Ryan Shinn (UK)	15

## WICKLANDER SHOWS POISE AS STARTER

Freshman Patrick Wicklander may be one of Arkansas' main starters by season's end. Wicklander showed maturity last Saturday when starting Arkansas' rubber match with No. 15 Auburn on the road. Wicklander threw five scoreless innings to help save an already depleted bullpen from the 15-inning affair the night before and struck out six batters en route to the 8-0 shutout. He followed that up last week with a four-inning start against Mississippi State and gave up only two runs on three hits with six strikeouts.



Freshman right-hander Connor Noland had his best start as a Razorback on Saturday against No. 2 Mississippi State. The Greenwood, Arkansas native threw a career-long 7.2 scoreless innings and struck out five without walking a batter on 89 pitches. He was named the SEC Co-Freshman of the Week on Monday.





Arkansas' pitching staff practically handcuffed Mississippi State last week, which came in as the SEC's top hitting team. MSU hit .173 as a team against Arkansas pitching and all three Hog starters gave up two runs or less and struck out five or more.

#### PATRICK WICKLANDER IN COMPARISON

Category	As a Starter (8 Games)	As a Reliever (7 Games)
ERA	2.30	11.42
Wins	3	0
Innings Pitched	31.1	8.2
Hits	18	9
Runs	11	11
Earned Runs	8	11
Walks	14	12
Strikeouts	45	13

#### RAZORBACKS WIN MARATHON WITH TIGERS IN 15 INNINGS

Arkansas and Auburn were forced to play a doubleheader to begin their three-game series last week due to bad weather forecasts the day before. While the series opener took less than three hours, the back end of the doubleheader went 15 innings with Arkansas winning the game, 9-6, thanks to a clutch home run in the top of the 15th by Heston Kjerstad. The 15-inning game was Arkansas' longest in terms of innings since a 16-inning loss to Southeast Missouri State in 2004 and Friday's total game time was five hours and 40 minutes.

#### LONGEST GAMES SINCE 2004 (12 INNINGS OR MORE)

April 5, 2019	W, 9-6 (15 inn.)	at No. 15 Auburn
March 5, 2016	L, 10-8 (12 inn.)	vs. Eastern Illinois
March 17, 2013	L, 6-4 (13 inn.)	vs. Ole Miss
March 16, 2012	W, 4-3 (12 inn.)	vs. Alabama
June 13, 2010	L, 7-5 (12 inn.)	at Arizona St.
June 12, 2010	L, 7-6 (12 inn.)	at Arizona St.
June 17, 2009	W, 4-3 (12 inn.)	vs. Virginia
March 29, 2008	L, 6-5 (12 inn.)	at Vanderbilt
April 6, 2004	L, 6-5 (16 inn.)	vs. SE Missouri St.

#### WINNING THE CLOSE ONES

Arkansas is 13-5 this season in games decided by three runs or less and 15 of those games have been decided by two runs or less. In those close games, Arkansas pitching has been the story, holding opponents to an average of 4.0 runs per game and a .220 opponents batting average. Matt Goodheart is hitting .315 in those games which leads all Razorbacks.

#### NESBIT WINS FIRST SEC FRESHMAN OF THE WEEK

Redshirt-freshman infielder Jacob Nesbit was named the SEC Freshman of the Week on last week after his strong weekend at the plate that helped the Razorbacks split the midweek series at No. 9 Texas and then take a crucial weekend series on the road against Alabama. The Coppell, Texas native hit .421 (8-for-19) for the week, good for the second-best average on the team and extended his team-best hitting streak to 15 games, which dates back to a March 6 victory over Charlotte. Nesbit has also reached base in 24-consecutive games, which is the longest on the team. During his 15-game hit streak, he saw his batting average rise from .235 to .346 and has tallied five multi-hit games during that span.

#### SCROGGINS SHUTS DOWN LOUISIANA TECH

Making the Sunday start against Louisiana Tech, Cody Scroggins went a career-long six innings and struck out a career-high 11 batters, while walking only one and giving up two singles on 88 pitches. Scroggins didn't even allow a baserunner past first base for his entire outing and retired seven of the first eight he faced. It was his' first victory of the year and first decision in 27 career appearances dating back to 2016.

#### WELCOME TO THE SHOW KID

Freshman right-hander Elijah Trest made his collegiate debut in the ninth inning in game three against Louisiana Tech (March 10), striking out the side on 20 pitches to help secure Arkansas' 12th victory of the year. Trest is the seventh different freshman pitcher to see time on the mound so far this season and fourth to strike out the side in their first collegiate inning of work (C. Monke, P. Wicklander, E. Taylor).

#### CAMPBELL TURNS IN CAREER DAY AGAINST STONY BROOK

For the first time since 2017, a Razorback pitcher struck out 12 or more batters in a game when Isaiah Campbell struck out a career-high 13 Stony Brook batters over seven innings on March 1. It was the most strikeouts in a game since Trevor Stephan struck out 13 against Rhode Island on March 10, 2017. Campbell's strikeout total made him only the second Razorback pitcher since 2010 to strike out 11 or more and the second since 2007 to strike out 13 or more.

#### RAZORBACKS HEAD WEST, DOWN TROJANS

Arkansas went west to face USC in a three-game series in week two and came away with its first road series win since 2017. The Hogs won games one and two 6-3 and 8-6, respectively, and nearly swept the Trojans before a 10th-inning walk-off homer thwarted that plan. It was the first road series win for the Hogs since they took 2-of-3 from Alabama in Tuscaloosa in April of 2017.

#### FEBRUARY SUCCESS

Since Dave Van Horn took over for the Razorbacks in 2003, Arkansas have played through the month of February with one loss or better 13 times, including six undefeated years. The Hogs are 118-18 in the first month of the year under Van Horn. Last year, the team went 6-2 in February and hit .310 as a team.

#### HOGS BLAST PANTHERS ON OPENING WEEK

For the sixth-straight season, Arkansas opened its campaign with a series sweep dating back to 2014. The Razorbacks swept Eastern Illinois by a combined score of 30-12, scoring 10+ runs in each of the first two games. The Hogs completed the sweep on Sunday with a walk-off single by sophomore Heston Kjerstad in the bottom of the ninth, his second walk-off of his career.



Trailing 11-9 going into the ninth inning on Sunday at No. 6 Vanderbilt, Arkansas reeled off five runs and held off the Commodores in the bottom half to win 14-12, in one of the wildest games of the year. Arkansas had a season-high 22 hits in the game, its most in a single game since the second game of the 2018 season (vs. Bucknell - Feb. 17, 2018). Eight of Arkansas' nine starters had two or more hits led by Casey Opitz and Heston Kjerstad, who each had four hits.

## NEAR IMMACULATE INNING

Freshman Patrick Wicklander nearly achieved a feat that some pitchers only dream of when he came out of the bullpen in the sixth inning to relieve Jacob Kostyshock last Sunday against EIU. Wicklander struck out the heart of EIU's lineup consisting of Jimmy Govern, Hunter Morris and Ryan Knernschiold and did it on 10 pitches, just one shy of the near immaculate nine-pitch, three-strikeout inning. Wicklander finished his first career outing with 2.1 innings thrown, one run allowed and four strikeouts on 31 pitches.

## SEE THE BALL, HIT THE BALL

In the season-opener against EIU, Arkansas achieved more than just scoring 15 runs on 18 hits en route to its 25th-straight season-opening win. The Hogs also did not strike out in 46 batters, a feat that hadn't been achieved since 7-6 victory over Troy on Feb. 28, 2010.

## 97 YEARS AND COUNTING

The 2019 season will mark the 97th season of Razorback Baseball and 17th with head coach Dave Van Horn. Since Van Horn took over, the Hogs have reached the College World Series five times, including three times in the last seven years.

## ARKANSAS LEADS NATION IN PRESEASON GOLDEN SPIKES WATCH

Sophomores Heston Kjerstad and Casey Martin, as well as junior reliever Matt Cronin were named among 55 players on the 2019 USA Baseball Golden Spikes Award watch list this week, an award presented to the top amateur player in the country. Arkansas led all schools on the preseason watch list with three selections, while Auburn, Baylor, Elon, Florida, Florida State, NC State, Oregon State, Stanford and UCLA each boast a pair of athletes represented as well.

## PRESEASON ALL-SEC FIRST TEAM LITTERED WITH HOGS

Arkansas' quartet of Casey Martin, Heston Kjerstad, Matt Cronin and Dominic Fletcher were all selected by the league coaches to the Preseason All-SEC First Team. The four first team selections are the most of any team in the league and it ties with Ole Miss and Georgia for the most selections combined on either Preseason All-SEC team. Fletcher and Kjerstad make up two of the three outfield positions, while Martin is considered the top shortstop in the league and Cronin is considered the top reliever by the 14 head coaches.

## ARKANSAS EARNS TOP 25 PRESEASON RANKINGS IN ALL NATIONAL POLLS

Coming off a national runner-up finish at the 2018 College World Series, Arkansas will begin the 2019 season ranked in the top 25 of all the major national polls. The Hogs highest preseason placement comes in the USA Today/ESPN Coaches' Poll which has them at No. 12 in the nation. Arkansas is also within the top-15 in the Perfect Game poll (No. 13) and the NCBWA poll (No. 15).

## BRINGING THE NOISE

For the 14th straight year, Arkansas placed in the top five in the nation in total and average attendance after the 2017 season. With 8,857 fans per game in 36 home games, the Razorbacks continued to draw the fans, finishing third in average attendance. A total of 318,856 fans visited Baum Stadium during the 2018 season, also good for third in the country.

## A LOOK AT THE SCHEDULE

Arkansas' 2019 schedule is expected to be another tough slate. The Razorbacks are set to face nine teams that reached the NCAA Tournament in 2018 a total of 22 times (39.2 percent of games). Arkansas will host 20 of its 26 nonconference games including 11-consecutive from Feb. 27-March 13.

## MOVE TO SHORT

Sophomore Casey Martin spent all of 2018 at third base and put up record-breaking numbers en route to freshman All-America, SEC All-Tournament and All-SEC nods. But with the Texas Rangers selecting Jax Biggers in last summer's draft, Martin will have the chance to move back to his natural position of shortstop for the 2019 season. Martin led the team with a .345 average last year, including 87 hits, 14 doubles, 13 home runs and 49 RBIs. He's been named the top shortstop in the nation by DIBaseball.com.

## DVH INTO ARKANSAS SPORTS HALL OF FAME

Head coach Dave Van Horn became the newest member of the Arkansas Sports Hall of Fame last month, joining fellow Razorbacks Norm DeBriyn Kevin McReynolds, Melvin McGaha, Tom Pagnozzi and Cliff Lee. It's the fourth hall of fame induction for the Hog coach, including the Winnetonka HS, Central Missouri and Ban Johnson Hall of Fames.

## KJERSTAD AND MARTIN HOPE TO BUILD ON ALL-AMERICAN FRESHMAN SEASONS

In 2018, Arkansas was able to tout that it had not only one, but two of the top freshmen in the country in Heston Kjerstad and Casey Martin. In their first years, the duo combined to hit .339 with 27 home runs and 107 RBIs. Both players broke or tied the previous Arkansas freshman records for hits, home runs and total bases and both ranked in top-10 in the SEC in each of those categories, including slugging percentage and on-base percentage. Kjerstad is now the Arkansas freshman record holder for home runs (14) and total bases (145), while him and Martin together hold the freshman record for hits (87). The home run record was previously set in 2009, while the hits record stood since 2011. The total bases record was last set by Danny Hamblin, who had 122 total bases in 2004.

## YOUR REIGNING SEC FRESHMAN OF THE YEAR...

For the second time in four seasons, Arkansas had a player take home one of the SEC's major end-of-year awards as Heston Kjerstad was named the SEC Freshman of the Year, becoming the first player in program history to earn the honor. He's also the third Razorback to win a major conference award, joining Andrew Benintendi (Player of the Year, 2015) and Nick Schmidt (Pitcher of the Year, 2006). In addition to being named the league's top freshman, Kjerstad was also named to the All-SEC Second Team and SEC All-Freshman team. Kjerstad went on to be named a freshman All-American by Collegiate Baseball, the NCBWA and D1 Baseball after hitting .332 with a team-leading 14 home runs and 58 RBIs.

## RAZORBACKS TIE SCHOOL RECORD WITH 11 MLB DRAFT PICKS IN 2018

For the 44th-consecutive year, Arkansas had at least one player selected in the MLB Draft. Arkansas tied its school record with 11 draftees in the 2018 MLB Draft, five who went in the first 10 rounds. Right-hander Blaine Knight led all Razorbacks after being selected in the third round by the Baltimore Orioles, becoming the 14th Razorback taken in the draft's first three rounds since 2010 and the fifth pitcher since 2013. Eric Cole (4th round, Kansas City), Grant Koch (5th round, Pittsburgh), Jax Biggers (8th round, Texas), Carson Shaddy (10th round, Washington), Kacey Murphy (11th round, Detroit), Evan Lee (15th round, Washington), Barrett Loseke (17th round, NY Yankees), Jake Reindl (17th round, Chicago Cubs), Isaiah Campbell (24th round, LA Angels) and Zack Plunkett (37th round, Arizona) all followed, giving Arkansas its first draft with 10 or more draft picks since 2013.

## FLETCHER AND CRONIN COMPETE WITH TEAM USA

After Arkansas' run to the College World Series finals, outfielder Dominic Fletcher and pitcher Matt Cronin spent the summer playing for the USA Baseball Collegiate National Team, becoming the 15th and 16th Razorbacks to don the Red, White and Blue. Both players were able to make tours throughout the east coast as well as a five-game series in Havana, Cuba as part of the 7th Annual USA vs. Cuba International Friendship Series. Fletcher appeared in 10 games, tallying six hits and two RBIs, while Cronin made four appearances, notching one win and one save.

## Baseball America

Week 11

1. UCLA	30-7
2. Stanford	27-6
3. Georgia	33-8
4. Oregon State	28-8-1
5. Vanderbilt	31-9
<b>6. Arkansas</b>	<b>30-10</b>
7. Louisville	31-9
8. UC Santa Barbara	30-5
9. Mississippi State	32-9
10. Texas A&M	29-12-1
11. ECU	29-10
12. Georgia Tech	27-13
13. Arizona State	30-8
14. LSU	26-15
15. Texas Tech	25-13
16. NC State	31-10
17. North Carolina	30-11
18. West Virginia	25-13
19. UC Irvine	25-9
20. Auburn	26-14
21. Tennessee	30-11
22. Oklahoma State	25-13
23. Ole Miss	27-14
24. Baylor	26-12
25. Indiana	27-13

## D1Baseball

Week 11

1. UCLA	30-7
2. Oregon State	28-8-1
3. Stanford	27-6
4. Georgia	33-8
5. Vanderbilt	31-9
6. Texas A&M	29-12-1
7. Louisville	31-9
<b>8. Arkansas</b>	<b>30-10</b>
9. Mississippi State	32-9
10. UC Santa Barbara	30-5
11. Georgia Tech	27-13
12. ECU	29-10
13. LSU	26-15
14. NC State	31-10
15. Arizona State	30-8
16. North Carolina	30-11
17. West Virginia	24-14
18. Texas Tech	25-13
19. Ole Miss	27-14
20. Tennessee	30-11
21. Baylor	26-12
22. Oklahoma State	25-13
23. Indiana	27-13
24. Miami (Fla.)	27-14
25. Auburn	26-14

## Perfect Game

Week 11

1. UCLA	30-7
2. Oregon State	28-8-1
3. Stanford	27-6
4. Georgia	33-8
5. Vanderbilt	31-9
<b>6. Arkansas</b>	<b>30-10</b>
7. UC Santa Barbara	30-5
8. Texas A&M	29-12-1
9. LSU	26-15
10. Louisville	31-9
11. Mississippi State	32-9
12. ECU	29-10
13. NC State	31-10
14. North Carolina	30-11
15. Texas Tech	25-13
16. Georgia Tech	27-13
17. Ole Miss	27-14
18. Arizona State	30-8
19. Auburn	26-14
20. Tennessee	30-11
21. UC Irvine	25-9
22. West Virginia	24-13
23. Oklahoma State	25-13
24. Indiana	27-13
25. Louisiana Tech	27-12

## USA Today/ESPN

Week 11

1. UCLA	30-7
2. Oregon State	28-8-1
3. Stanford	27-6
4. Vanderbilt	31-9
5. Georgia	33-8
6. Louisville	31-9
<b>7. Arkansas</b>	<b>30-10</b>
8. Mississippi State	32-9
9. UC Santa Barbara	30-5
10. Texas A&M	29-12-1
11. Arizona State	30-8
12. ECU	29-10
13. Georgia Tech	27-13
14. NC State	31-10
15. North Carolina	30-11
16. LSU	26-15
17. Texas Tech	25-13
18. Tennessee	30-11
19. Ole Miss	27-14
20. West Virginia	24-14
21. Auburn	26-14
22. Baylor	26-12
23. Oklahoma State	25-13
24. Miami (Fla.)	27-14
25. Indiana	27-13

## Collegiate Baseball

Week 11

1. UCLA	30-7
2. Stanford	27-6
3. Oregon State	28-8-1
4. Georgia	33-8
5. Vanderbilt	31-9
6. UC Santa Barbara	30-5
7. Louisville	31-9
<b>8. Arkansas</b>	<b>30-10</b>
9. Mississippi State	32-9
10. Arizona State	30-8
11. ECU	29-10
12. North Carolina	30-11
13. Texas A&M	29-12-1
14. NC State	31-10
15. LSU	26-15
16. Oklahoma State	23-15
17. Georgia Tech	27-13
18. Louisiana Tech	27-12
19. UC Irvine	25-9
20. Texas-Arlington	28-13
21. Texas Tech	25-13
22. Ole Miss	27-14
23. Baylor	26-12
24. Indiana	27-13
25. Duke	24-16
26. Miami (Fla.)	27-14
27. Florida State	24-14
28. Florida-Atlantic	27-12
29. BYU	26-10
30. West Virginia	24-14

## NCBWA

Week 11

1. UCLA	30-7
2. Stanford	27-6
3. Oregon State	28-8-1
4. Vanderbilt	31-9
5. Georgia	33-8
6. Louisville	31-9
7. Arkansas	30-10
8. UC Santa Barbara	30-5
9. Texas A&M	29-12-1
10. Mississippi State	32-9
11. ECU	29-10
12. North Carolina	30-11
13. Arizona State	30-8
14. LSU	26-15
15. NC State	31-10
16. Georgia Tech	27-13
17. Texas Tech	25-13
18. Baylor	26-12
19. Ole Miss	27-14
20. West Virginia	24-14
21. Tennessee	30-11
22. Miami (Fla.)	27-14
23. Auburn	26-14
24. UC Irvine	25-9
25. Oklahoma State	25-13
26. Indiana	27-13
27. TCU	23-15
28. Creighton	22-8
29. BYU	26-10
30. Michigan	28-11

## Arkansas Week-By-Week in the Polls

	BA	D1	PG	USA TODAY	CB	NCBWA
Preseason	18	16	13	12	25	15
Week 2	17	16	13	--	23	13
Week 3	17	16	13	--	22	13
Week 4	16	15	12	10	16	14
Week 5	16	14	11	10	17	13
Week 6	15	11	10	9	10	8
Week 7	10	8	8	8	9	8
Week 8	12	14	17	9	8	10
Week 9	8	12	11	10	7	9
Week 10	10	12	12	10	9	8
Week 11	6	8	6	7	8	7
Week 12	--	--	--	--	--	--
Week 13	--	--	--	--	--	--
Week 14	--	--	--	--	--	--
Week 15	--	--	--	--	--	--
Week 16	--	--	--	--	--	--
<b>Final</b>	--	--	--	--	--	--

BA - Baseball America

ESPN - USA Today/ESPN

CB - Collegiate Baseball

NCBWA - National Collegiate Baseball Writers Association

PG - Perfect Game

D1 - D1Baseball.com





## PERSONAL

Born: Sept. 17, 1960  
 Hometown: Kansas City, Mo.  
 Alma Mater: Arkansas (1988)  
 Masters of Science: East Texas State Univ. (1992)  
 Wife: Karen  
 Children: Hollan, Mariel  
 Named Head Coach at Arkansas: June 21, 2002

## PLAYING HISTORY

1982-1984 Atlanta Braves Organization  
 1982 MLB Draft: 10th Rd (Braves)  
 1982 Arkansas  
 1980-1981 McLennan (Texas) CC

## COACHING HONORS

2004 SEC Coach of the Year  
 2001 Baseball America National Coach of the Year  
 2001 BIG 12 Coach of the Year  
 2001 ABCA Midwest Region Coach of the Year  
 2000 ABCA Midwest Region Coach of the Year  
 1997 Southland Coach of the Year  
 1995 Southland Coach of the Year  
 1994 NCAA Division II Coach of the Year  
 1994 ABCA Central Region Coach of the Year

## HALL OF FAME

2019 Inducted into Arkansas Sports Hall of Fame  
 2013 Inducted into Winnetonka HS HOF  
 2012 Inducted into Ban Johnson League HOF  
 2001 Inducted into Central Missouri State HOF

After 16 years as head coach of the Razorback Baseball program, Dave Van Horn has continued to elevate Arkansas into one of the nation's premier teams year in and year out. Over his 16 seasons as head Hog, Van Horn has led Arkansas to five College World Series appearances, 15 NCAA Tournament berths, one Southeastern Conference overall title, four SEC Western Division championships and a total of 643 wins, averaging more than 40 wins a season.

Ever since returning to his alma mater in 2003 to take over for retiring SEC legend Norm DeBriyn, Van Horn has continued to successfully field nationally competitive teams, while also grooming numerous All-Americans, all-conference and future Major League players.

Under his guidance, 24 Razorbacks have been named All-Americans, 33 as All-SEC players, and 101 have been picked in the MLB Draft. Those draft picks are the third-most among all active head coaches in the SEC.

Van Horn is the second-winningest coach in Arkansas history with 643 wins entering the 2019 season. Earlier this year, with a win at San Diego State, Van Horn became only the second active head coach in the SEC with 600 or more wins at their current school.

Including his years at Nebraska, Northwestern State and Central Missouri State, Van Horn has racked up 1,014 wins at four-year institutions, which is 15th-most among all active coaches. He is also one of 10 active coaches with 1,000 or more wins at four-year schools.

DVH AGAINST 2019 OPPONENTS				
	W/L	Home	Away	Neutral
Alabama	32-24	17-7	13-14	2-3
Auburn	30-21	15-9	15-12	1-0
Charlotte	2-2	1-0	0-1	1-1
Eastern Illinois	16-1	16-1	--	--
Grambling State	6-0	5-0	--	1-0
Kentucky	22-11	13-5	9-6	--
Louisiana Tech	17-4	8-2	5-3	4-0
LSU	18-39	9-5	8-16	1-8
Memphis	9-1	2-0	5-0	2-1
Mississippi State	28-27	16-11	10-14	2-2
Missouri	12-3	7-2	5-1	--
Missouri State	19-9	11-7	8-2	--
Northwestern State	5-2	5-2	--	--
Ole Miss	23-36	10-17	9-15	4-4
Oral Roberts	16-6	10-3	5-3	1-0
Southern Cal	4-2	2-1	2-1	--
Tennessee	21-13	8-5	10-7	2-1
Texas	6-4	2-0	2-3	2-1
Texas A&M	14-9	8-4	5-5	1-0
Vanderbilt	19-22	12-8	7-10	0-4
Western Illinois	9-1	9-1	--	--

## VAN HORN'S CAREER NUMBERS

Year	School	Record	Pct.	Conf.	Place	Tourn.	NCAA
1989	Texarkana CC	39-18	.684	NA	NA	NA	--
1990	Texarkana CC	44-14	.759	NA	NA	NA	--
1991	Texarkana CC	45-12	.789	NA	NA	NA	--
1992	Texarkana CC	48-10	.827	NA	1st	NA	--
1993	Texarkana CC	38-18	.678	NA	NA	NA	--
	<i>Totals</i>	<i>214-72</i>	<i>.748</i>	--	--	--	--
1994	Central Missouri State	51-11	.823	15-1	1st (Div.)	1st (4-1)	NCAA DII Champs
	<i>Totals</i>	<i>51-11</i>	<i>.823</i>	<i>15-1</i>	--	<i>1 (4-1)</i>	--
1995	Northwestern State	37-15	.711	19-5	1st	DNP (0-2)	--
1996	Northwestern State	34-27	.557	14-16	2nd (Div.)	2nd (3-2)	--
1997	Northwestern State	35-23	.603	19-9	1st	DNP (0-2)	--
	<i>Totals</i>	<i>106-65</i>	<i>.620</i>	<i>52-30</i>	--	<i>3 (3-6)</i>	--
1998	Nebraska	24-20	.545	10-13	7th	DNQ	DNQ
1999	Nebraska	42-18	.700	16-9	5th	1st (4-0)	NCAA (1-2)
2000	Nebraska	51-17	.750	21-9	2nd	1st (5-1)	NCAA (4-2)
2001	Nebraska	50-16	.758	20-8	1st	1st (4-0)	CWS (5-2)
2002	Nebraska	47-21	.691	16-11	2nd	2nd (3-1)	CWS (5-3)
	<i>Totals</i>	<i>214-92</i>	<i>.699</i>	<i>67-39</i>	--	<i>4 (16-2)</i>	<i>4 (15-9)</i>
2003	Arkansas	35-22	.612	14-16	6th West	T-7th (0-2)	NCAA (1-2)
2004	Arkansas	45-24	.652	19-11	T-1st Overall	4th (2-2)	CWS (6-3)
2005	Arkansas	39-22	.636	13-17	T-5th West	T-7th (0-2)	NCAA (2-2)
2006	Arkansas	39-21	.650	18-12	2nd West	T-7th (0-2)	NCAA (1-2)
2007	Arkansas	43-21	.672	18-12	1st West	2nd (3-1)	NCAA (2-2)
2008	Arkansas	34-24	.586	14-15	4th West	DNQ	NCAA (0-2)
2009	Arkansas	41-24	.631	14-15	4th West	4th (2-2)	CWS (7-2)
2010	Arkansas	43-21	.672	18-12	2nd West	T-7th (0-2)	NCAA (3-3)
2011	Arkansas	40-22	.645	15-15	1st West	T-3rd (2-2)	NCAA (2-2)
2012	Arkansas	46-22	.676	16-14	T-2nd West	T-9th (0-2)	CWS (7-3)
2013	Arkansas	39-22	.639	18-11	2nd West	T-3rd (2-1)	NCAA (2-2)
2014	Arkansas	40-25	.615	16-14	4th West	T-3rd (3-2)	NCAA (2-2)
2015	Arkansas	40-25	.615	17-12	3rd West	T-5th (2-2)	CWS (5-3)
2016	Arkansas	26-29	.473	7-23	7th West	DNQ	DNQ
2017	Arkansas	45-19	.703	18-11	2nd West	2nd (3-2)	NCAA (3-2)
2018	Arkansas	48-21	.696	18-12	T-1st West	T-3rd (2-1)	CWS Runner-Up (9-3)
2019	Arkansas	31-11	.738	12-6	--	--	--
	<i>Totals</i>	<i>674-375</i>	<i>.643</i>	<i>265-228</i>	--	<i>14 (21-25)</i>	<i>15 (52-35)</i>
<i>CAREER TOTALS</i>		<i>1,259-615</i>	<i>.672</i>	<i>399-298</i>	--	<i>44-34 (.564)</i>	<i>67-44 (.604)</i>



# || NUMERICAL ROSTER

No.	Player	Pos.	B/T	Yr.	Ht.	Wt.	Hometown/Previous School
3	Zack Gregory	INF	L/R	Fr	5-10	175	Keller, Texas / Timber Creek HS
4	Trevor Ezell	INF	S/R	R-Sr	5-8	200	Bryant, Ark. / Bryant HS/ Southeast Missouri State
5	Jacob Nesbit	INF	R/R	R-Fr	6-0	170	Coppell, Texas / Coppell HS
7	Jack Kenley	INF	L/R	Jr	6-0	180	Germantown, Tenn. / Houston HS
8	Jordan McFarland	INF/OF	R/R	Jr	6-3	210	Waterloo, Ill. / Waterloo HS
10	Matt Goodheart	INF/OF	L/R	So	6-1	180	Magnolia, Ark. / San Jacinto CC
12	Casey Opitz	C	S/R	So	5-11	175	Centennial, Colo. / Heritage HS
13	Connor Noland	RHP	R/R	Fr	6-2	215	Greenwood, Ark. / Greenwood HS
14	Caleb Denny	INF	L/R	Fr	6-2	180	Owasso, Okla. / Owasso HS
15	Casey Martin	INF	R/R	So	5-11	175	Lonoke, Ark. / Lonoke HS
16	Andrew Stanley	C	R/R	Fr	5-9	180	Searcy, Ark. / Searcy HS/IMG Academy
17	Trey Harris	OF	R/R	Fr	5-10	165	Little Rock, Ark. / Little Rock Christian Academy
18	Heston Kjerstad	OF	L/R	So	6-3	200	Amarillo, Texas / Randall HS
19	Coby Boulware	INF	R/R	So	5-9	170	Anthem, Ariz. / TCU / Boulder Creek HS
20	Elijah Trest	RHP	L/R	Fr	6-3	205	White Oak, Texas / White Oak HS
21	Jacob Burton	RHP	R/R	Fr	6-0	195	Diana, Texas / New Diana HS
22	Curtis Washington, Jr.	OF/INF	R/R	Fr	6-2	175	West Memphis, Ark. / Academies of West Memphis HS
24	Dominic Fletcher	OF	L/L	Jr	5-9	175	Cypress, Calif. / Cypress HS
25	Christian Franklin	OF	R/R	Fr	5-11	180	Overland Park, Kan. / Rockhurst HS
26	Travis Hester	RHP	R/R	Fr	6-2	195	College Station, Texas / College Station HS
27	Dillon Lifrieri	OF/INF	R/R	Fr	6-0	190	Wilton, CT. / Wilton HS
28	Kole Ramage	RHP	R/R	So	6-1	195	Southlake, Texas / Southlake Carroll HS
29	Marshall Denton	RHP	R/R	R-So	5-11	165	Beebe, Ark. / Beebe HS
31	Caleb Bolden	RHP	R/R	So	6-2	185	Texarkana, Texas / Pleasant Grove HS
32	Matt Cronin	LHP	L/L	Jr	6-2	210	Navarre, Fla. / Navarre HS
33	Patrick Wicklander	LHP	R/L	Fr	6-1	180	San Jose, Calif. / Valley Christian HS
34	Steven Sanchez	LHP	L/L	Fr	6-7	250	Mundelein, Ill. / Mundelein HS
35	Jacob Kostyshock	RHP	R/R	Jr	6-4	175	O'Fallon, Mo. / Francis Howell HS
37	Caden Monke	LHP	L/L	Fr	6-3	160	Mt. Olive, Ill. / Mt. Olive HS
39	Evan Taylor	LHP	L/L	Fr	6-4	235	Florence, Ala. / Florence HS
44	Collin Taylor	RHP	R/R	R-So	5-11	220	Florence, Ala. / Florence HS / Walters State CC
45	Kevin Kopps	RHP	R/R	R-Jr	6-0	200	Sugar Land, Texas / George Ranch HS
46	Carter Sells	RHP	R/R	Fr	6-0	190	Brentwood, Tenn. / Ravenwood HS
48	Zack Plunkett	C	R/R	R-Sr	6-2	230	Hurst, Texas / TCU / L.D. Bell HS
49	Liam Henry	LHP	L/L	Fr	6-2	175	Kansas City, Mo. / Park Hill HS
54	Will Barker	RHP	R/R	Fr.	6-2	180	Sherwood, AR / Pulaski Academy
55	Isaiah Campbell	RHP	R/R	R-Jr	6-4	235	Olathe, Kan. / Olathe South HS
57	Cody Scroggins	RHP	R/R	R-Jr	6-0	185	Bentonville, Ark. / Bentonville HS
88	Zebulon Vermillion	RHP	L/R	So	6-4	215	Prairie Village, Kan. / Shawnee Mission East HS

## Coaches and Support Staff

Head Coach:	2 Dave Van Horn, 17th Season (Arkansas, 1988)
Assistant Coach:	30 Nate Thompson, 2nd Season (Dallas-Baptist, 2006)
Assistant Coach:	47 Matt Hobbs, 1st Season (Missouri, 2002)
Volunteer Assistant Coach:	9 Taylor Smart, 1st Season (Tennessee, 2017)
Student Assistants:	11 Harrison Heffley, 2nd Season; 6 Jared Gates, 1st Season
Director of Operations:	Clay Goodwin, 12th Season (Arkansas, 2005)
Athletic Trainer:	Corey Wood (East Carolina, 2008)
Strength & Conditioning	Blaine Kinsley (Lenoir-Rhyne, 2010)
Director of Video and Scouting	Zach Barr (Arkansas, 2017)
Managers:	Sean O'Neil, Cale Petrie, Hayden Sutton, Chandler Tolbert, Doug Willey, Phil Cebuhar

## Pronunciation Guide

Trevor Ezell	EE-zell
Jacob Nesbit	NEZ-bit
Casey Opitz	Ohpitts
Heston Kjerstad	KERR-stad
Dillon Lifrieri	LIF-fury
Kole Ramage	RAM-midge
Jacob Kostyshock	Cost-EE-shock
Caden Monke	Monk





**2019 Arkansas Baseball**  
**Overall Statistics for Arkansas (as of Apr 24, 2019)**  
**(All games Sorted by Batting avg)**



Record: 31-11 Home: 22-5 Away: 9-6 SEC: 12-6

Player	avg	gp-gs	ab	r	h	2b	3b	hr	rbi	tb	slg%	bb	hp	so	gdp	ob%	sf	sh	sb-att	po	a	e	fld%
10 Matt Goodheart	.385	37-30	117	21	45	11	2	1	28	63	.538	26	1	24	1	.500	0	1	5-7	6	0	0	1.000
18 Heston Kjerstad	.330	41-41	176	35	58	8	1	10	33	98	.557	10	8	44	2	.392	0	0	3-3	61	2	1	.984
24 Dominic Fletcher	.329	42-42	170	40	56	17	0	8	39	97	.571	19	2	28	1	.397	3	0	1-2	109	0	1	.991
15 Casey Martin	.299	42-42	184	44	55	18	3	8	37	103	.560	20	3	49	0	.377	0	3	8-10	57	96	16	.905
7 Jack Kenley	.297	42-41	148	40	44	5	4	8	35	81	.547	32	4	36	3	.428	3	1	6-8	49	126	3	.983
4 Trevor Ezell	.294	42-42	153	44	45	11	2	5	28	75	.490	35	2	33	2	.425	3	6	10-11	310	26	2	.994
5 Jacob Nesbit	.285	40-39	137	24	39	6	0	2	33	51	.372	19	1	34	2	.360	7	4	5-7	15	55	3	.959
25 Christian Franklin	.270	41-36	126	26	34	3	1	4	27	51	.405	17	2	38	6	.363	1	3	7-9	68	2	3	.959
-----																							
22 Curtis Washington	.400	18-4	25	10	10	2	1	1	3	17	.680	6	1	10	0	.531	0	1	2-2	12	2	2	.875
17 Trey Harris	.281	14-8	32	5	9	3	0	0	5	12	.375	2	2	4	0	.361	0	1	0-0	1	0	1	.500
48 Zack Plunkett	.270	19-14	37	10	10	4	0	1	6	17	.459	14	4	14	0	.491	2	1	0-0	102	11	3	.974
12 Casey Opitz	.245	36-28	102	21	25	2	0	1	20	30	.294	26	2	24	7	.402	2	1	5-5	283	28	2	.994
8 Jordan McFarland	.234	17-11	47	8	11	0	0	1	10	14	.298	4	2	15	0	.309	2	0	2-2	31	2	0	1.000
Totals	.303	42	1454	328	441	90	14	50	304	709	.488	230	34	353	24	.405	23	22	54-66	1127	394	45	.971
Opponents	.229	42	1408	198	322	53	2	33	186	478	.339	171	38	402	19	.325	15	12	20-37	1083	358	48	.968

LOB - Team (354), Opp (319). DPs turned - Team (23), Opp (28). CI - Team (0), Opp (2). IBB - Team (6), C. Martin 2, D. Fletcher 1, M. Goodheart 1, C. Opitz 1, H. Kjerstad 1, Opp (2). Picked off - C. Opitz 1, J. Kenley 1, M. Goodheart 1, T. Ezell 1, D. Fletcher 1.

**(All games Sorted by Earned run avg)**

Player	era	w-l	app	gs	cg	sho	sv	ip	h	r	er	bb	so	2b	3b	hr	b/avg	wp	hp	bks	sfa	sha
55 Isaiah Campbell	2.44	7-1	10	10	0	0/1	0	66.1	50	21	18	10	78	10	1	1	.208	3	1	0	1	2
13 Connor Noland	4.60	2-2	12	11	0	0/0	0	43.0	45	25	22	10	29	5	0	5	.259	3	2	0	1	1
28 Kole Ramage	4.93	7-1	17	1	0	0/1	0	42.0	43	29	23	15	34	6	0	6	.267	3	2	0	2	2
-----																						
32 Matt Cronin	2.55	1-0	15	0	0	0/2	8	17.2	9	5	5	11	28	0	0	4	.150	1	1	0	0	0
35 Jacob Kostyshock	2.70	1-1	11	1	0	0/2	1	20.0	14	8	6	9	16	1	0	1	.189	2	2	0	1	0
45 Kevin Kopps	3.00	3-3	19	0	0	0/2	0	24.0	19	8	8	6	29	4	0	1	.213	1	2	0	0	1
88 Zebulon Vermillion	3.05	4-0	17	0	0	0/1	1	20.2	20	8	7	8	21	6	0	1	.256	1	3	0	2	1
33 Patrick Wicklander	4.28	3-1	15	8	0	0/2	0	40.0	27	22	19	26	58	7	0	3	.194	2	7	0	2	4
49 Liam Henry	4.32	0-1	9	0	0	0/0	0	8.1	6	4	4	8	7	1	0	1	.200	3	1	0	1	0
57 Cody Scroggins	4.54	2-0	10	7	0	0/2	0	33.2	30	18	17	21	42	5	0	3	.233	3	5	1	2	0
29 Marshall Denton	4.71	1-0	17	4	0	0/0	1	21.0	24	13	11	2	21	4	1	3	.273	2	2	1	1	0
44 Collin Taylor	5.06	0-0	6	0	0	0/0	0	5.1	4	3	3	6	1	0	0	1	.211	2	0	0	1	0
39 Evan Taylor	6.43	0-0	8	0	0	0/1	0	7.0	3	5	5	9	13	0	0	0	.136	3	1	0	0	1
20 Elijah Trest	6.46	0-1	11	0	0	0/1	0	15.1	15	12	11	14	14	0	0	1	.259	1	4	1	1	0
21 Jacob Burton	7.11	0-0	8	0	0	0/0	0	6.1	9	7	5	4	5	3	0	2	.333	1	2	0	0	0
37 Caden Monke	18.00	0-0	6	0	0	0/0	0	3.0	3	6	6	5	5	1	0	0	.231	1	3	0	0	0
46 Carter Sells	18.00	0-0	3	0	0	0/0	0	2.0	1	4	4	7	1	0	0	0	.143	0	0	0	0	0
Totals	4.17	31-11	42	42	0	4/4	11	375.2	322	198	174	171	402	53	2	33	.229	32	38	3	15	12
Opponents	7.40	11-31	42	42	1	1/1	8	361.0	441	328	297	230	353	90	14	50	.303	42	34	9	23	22

PB - Team (2), C. Opitz 1, Z. Plunkett 1, Opp (4). Pickoffs - Team (4), C. Opitz 3, I. Campbell 1, Opp (5). SBA/ATT - C. Opitz (15-27), Z. Plunkett (5-9), I. Campbell (2-7), E. Trest (2-5), C. Scroggins (2-4), K. Ramage (2-3), P. Wicklander (1-3), M. Cronin (2-3), M. Denton (3-3), C. Noland (2-3), Z. Vermillion (3-3), J. Kostyshock (1-1), J. Burton (0-1), K. Kopps (0-1).



## 2019 Arkansas Baseball Conference statistics for Arkansas (as of Apr 20, 2019) (SEC games only Sorted by Batting avg)



Record: 12-6 Home: 7-2 Away: 5-4 SEC: 12-6

Player	avg	gp-gs	ab	r	h	2b	3b	hr	rbi	tb	slg%	bb	hp	so	gdp	ob%	sf	sh	sb-att	po	a	e	fld%
10 Matt Goodheart	.443	17-16	61	8	27	9	2	0	12	40	.656	14	1	9	1	.553	0	0	2-3	2	0	0	1.000
24 Dominic Fletcher	.325	18-18	77	13	25	6	0	3	14	40	.519	4	1	11	1	.366	0	0	0-0	60	0	1	.984
18 Heston Kjerstad	.297	17-17	74	11	22	2	0	3	12	33	.446	1	4	24	2	.342	0	0	1-1	24	0	0	1.000
15 Casey Martin	.278	18-18	79	16	22	5	2	3	10	40	.506	7	1	28	0	.345	0	0	3-3	26	38	8	.889
12 Casey Opitz	.250	18-17	60	8	15	0	0	1	10	18	.300	10	1	15	4	.366	0	1	0-0	139	18	1	.994
5 Jacob Nesbit	.246	18-18	65	10	16	4	0	2	15	26	.400	9	0	17	1	.325	3	0	2-3	5	24	2	.935
25 Christian Franklin	.222	18-18	63	11	14	0	0	1	6	17	.270	5	1	23	1	.286	1	2	1-2	45	1	1	.979
7 Jack Kenley	.215	18-18	65	12	14	3	0	2	7	23	.354	13	0	21	3	.342	1	1	2-4	17	58	1	.987
4 Trevor Ezell	.197	18-18	66	15	13	7	0	2	13	26	.394	15	0	18	1	.341	1	2	0-1	153	10	0	1.000
-----																							
8 Jordan McFarland	.600	2-1	5	2	3	0	0	0	1	3	.600	0	1	0	0	.667	0	0	0-0	4	1	0	1.000
48 Zack Plunkett	.250	4-1	4	2	1	0	0	0	0	1	.250	2	1	2	0	.571	0	0	0-0	7	2	0	1.000
17 Trey Harris	.167	2-2	6	0	1	1	0	0	0	2	.333	0	0	1	0	.167	0	0	0-0	0	0	0	.000
22 Curtis Washington	.000	4-0	2	1	0	0	0	0	0	0	.000	1	0	2	0	.333	0	0	0-0	1	1	0	1.000
Totals	.276	18	627	109	173	37	4	17	100	269	.429	81	11	171	14	.366	6	6	11-17	492	174	15	.978
Opponents	.230	18	613	86	141	25	1	16	83	216	.352	82	14	155	6	.331	7	5	10-18	484	180	17	.975

LOB - Team (139), Opp (143). DPs turned - Team (6), Opp (14). CI - Team (0), Opp (1). IBB - Team (2), M. Goodheart 1, D. Fletcher 1, Opp (2). Picked off - C. Opitz 1, J. Kenley 1, D. Fletcher 1.

## (SEC games only Sorted by Earned run avg)

Player	era	w-l	app	gs	cg	sho	sv	ip	h	r	er	bb	so	2b	3b	hr	b/avg	wp	hp	bk	sfa	sha
55 Isaiah Campbell	2.09	4-1	6	6	0	0/1	0	43.0	29	10	10	7	45	6	1	1	.190	3	1	0	1	1
57 Cody Scroggins	4.58	1-0	6	4	0	0/1	0	19.2	20	11	10	16	16	4	0	2	.256	3	2	0	1	0
13 Connor Noland	5.40	1-2	6	6	0	0/0	0	23.1	27	14	14	5	14	3	0	3	.281	2	0	0	0	0
28 Kole Ramage	7.85	1-0	6	0	0	0/0	0	18.1	20	18	16	8	11	4	0	4	.290	2	2	0	2	2
-----																						
20 Elijah Trest	0.00	0-0	3	0	0	0/0	0	5.2	2	0	0	3	2	0	0	0	.111	0	3	0	0	0
29 Marshall Denton	0.00	0-0	5	0	0	0/0	1	4.0	1	0	0	0	6	1	0	0	.071	1	0	0	0	0
49 Liam Henry	0.00	0-0	2	0	0	0/0	0	2.0	0	0	0	3	2	0	0	0	.000	1	0	0	0	0
32 Matt Cronin	3.86	0-0	7	0	0	0/1	4	9.1	5	4	4	7	15	0	0	3	.156	1	1	0	0	0
45 Kevin Kopps	4.76	2-3	10	0	0	0/0	0	11.1	8	6	6	3	14	3	0	0	.195	1	1	0	0	1
35 Jacob Kostyshock	6.00	1-0	5	0	0	0/1	0	6.0	5	4	4	6	5	0	0	1	.208	2	1	0	0	0
88 Zebulon Vermillion	6.14	1-0	6	0	0	0/1	1	7.1	12	5	5	5	8	2	0	1	.387	0	0	0	1	0
33 Patrick Wicklander	7.30	1-0	5	2	0	0/1	0	12.1	10	10	10	14	16	2	0	1	.222	1	3	0	1	1
44 Collin Taylor	9.00	0-0	1	0	0	0/0	0	1.0	1	1	1	1	0	0	0	0	.333	1	0	0	1	0
39 Evan Taylor	40.50	0-0	2	0	0	0/0	0	0.2	1	3	3	4	1	0	0	0	.333	1	0	0	0	0
Totals	4.55	12-6	18	18	0	2/2	6	164.0	141	86	83	82	155	25	1	16	.230	19	14	0	7	5
Opponents	5.58	6-12	18	18	1	1/1	4	161.1	173	109	100	81	171	37	4	17	.276	14	11	0	6	6

PB - Team (1), C. Opitz 1, Opp (2). Pickoffs - Team (4), C. Opitz 3, I. Campbell 1, Opp (3). SBA/ATT - C. Opitz (10-17), C. Scroggins (2-4), Z Vermillion (3-3), I. Campbell (0-3), M. Cronin (2-3), E. Trest (1-2), K. Ramage (1-2), M. Denton (1-1).



**2019 Arkansas Baseball  
Games Summary for Arkansas (as of Apr 24, 2019)  
(All games)**



<b>Score by innings</b>	<b>1</b>	<b>2</b>	<b>3</b>	<b>4</b>	<b>5</b>	<b>6</b>	<b>7</b>	<b>8</b>	<b>9</b>	<b>EX</b>	<b>Total</b>
Arkansas	29	52	29	43	52	33	39	31	14	6	328
Opponents	18	15	20	21	30	28	15	22	24	5	198

**Record when ...**

Overall	31-11	After 6 leading	28-0
Conference	12-6	..... trailing	1-7
Non-Conference	19-5	..... tied	2-4
Home games	22-5	After 7 leading	28-0
Away games	9-6	..... trailing	2-7
Neutral site	0-0	..... tied	0-4
Day games	16-7	After 8 leading	25-0
Night games	15-4	..... trailing	1-10
vs Left starter	12-3	..... tied	2-1
vs Right starter	19-8		
1-Run games	4-3	Hit 0 home runs	11-4
2-Run games	7-1	... 1 home run	9-5
5+Run games	18-5	... 2+ home runs	11-2
Extra innings	1-1		
Shutouts	4-1	Opponent 0 home runs	19-3
		..... 1 home run	8-3
Scoring 0-2 runs	1-3	..... 2+ HRs	4-5
..... 3-5 runs	8-4		
..... 6-9 runs	7-4	Made 0 errors	11-3
..... 10+ runs	15-0	.... 1 error	11-5
		.... 2+ errors	9-3
Opponent 0-2 runs	14-0		
..... 3-5 runs	11-2	Opp. made 0 errors	9-4
..... 6-9 runs	5-3	..... 1 error	7-5
..... 10+ runs	1-6	..... 2+ errors	15-2
Scored in 1st inning	14-1	Out-hit opponent	24-4
Opp. scored in 1st	4-4	Out-hit by opponent	5-6
Scores first	26-4	Hits are tied	2-1
Opp. scores first	5-7		

**Record when team scores:**

Runs	0	1	2	3	4	5	6	7	8	9	10+
W-L	0-1	0-0	1-2	3-2	3-1	2-1	1-1	0-3	4-0	2-0	15-0

**Record when opponent scores:**

Runs	0	1	2	3	4	5	6	7	8	9	10+
W-L	4-0	2-0	8-0	8-1	2-1	1-0	2-2	2-1	1-0	0-0	1-6

**Record when leading after:**

Inn.	1	2	3	4	5	6	7	8
W-L	14-1	19-6	21-5	21-5	25-5	28-0	28-0	25-0

**Record when trailing after:**

Inn.	1	2	3	4	5	6	7	8
W-L	2-3	3-4	4-5	4-4	3-5	1-7	2-7	1-10

**Record when tied after:**

Inn.	1	2	3	4	5	6	7	8
W-L	15-7	9-1	6-1	6-2	3-1	2-4	0-4	2-1

Current losing streak: 1  
 Longest winning streak: 7  
 Longest losing streak: 4

Home attendance : 208467 ( 25 dates avg = 8338 )  
 Away attendance : 43148 ( 13 dates avg = 3319 )  
 Total attendance: 251615 ( 38 dates avg = 6621 )





## 2019 Arkansas Baseball Miscellaneous Stats for Arkansas (as of Apr 24, 2019) (All games)



### Starting Lineup By Position (Team W-L record when starter)

PITCHER:		
13 Connor Noland	11	(6-5)
55 Isaiah Campbell	10	(8-2)
33 Patrick Wicklander	8	(7-1)
57 Cody Scroggins	7	(6-1)
29 Marshall Denton	4	(2-2)
28 Kole Ramage	1	(1-0)
35 Jacob Kostyshock	1	(1-0)
CATCHER:		
12 Casey Opitz	28	(22-6)
48 Zack Plunkett	14	(9-5)
FIRST BASE:		
4 Trevor Ezell	38	(27-11)
8 Jordan McFarland	4	(4-0)
SECOND BASE:		
7 Jack Kenley	38	(27-11)
4 Trevor Ezell	4	(4-0)
THIRD BASE:		
5 Jacob Nesbit	39	(28-11)
7 Jack Kenley	3	(3-0)
SHORTSTOP:		
15 Casey Martin	42	(31-11)
LEFT FIELD:		
25 Christian Franklin	36	(25-11)
22 Curtis Washington	4	(4-0)
10 Matt Goodheart	2	(2-0)
CENTER FIELD:		
24 Dominic Fletcher	42	(31-11)
RIGHT FIELD:		
18 Heston Kjerstad	41	(30-11)
10 Matt Goodheart	1	(1-0)
DESIGNATED HITTER:		
10 Matt Goodheart	27	(20-7)
17 Trey Harris	8	(6-2)
8 Jordan McFarland	7	(5-2)

### Starting Lineup By Lineup Spot (Team W-L record when starter)

LEADOFF:		
15 Casey Martin	28	(22-6)
4 Trevor Ezell	14	(9-5)
2ND SPOT:		
18 Heston Kjerstad	34	(25-9)
15 Casey Martin	8	(6-2)
3RD SPOT:		
4 Trevor Ezell	28	(22-6)
10 Matt Goodheart	7	(6-1)
15 Casey Martin	6	(3-3)
18 Heston Kjerstad	1	(0-1)
CLEANUP:		
24 Dominic Fletcher	42	(31-11)
5TH SPOT:		
10 Matt Goodheart	16	(10-6)
12 Casey Opitz	11	(10-1)
18 Heston Kjerstad	6	(5-1)
17 Trey Harris	4	(3-1)
8 Jordan McFarland	4	(2-2)
7 Jack Kenley	1	(1-0)
6TH SPOT:		
7 Jack Kenley	19	(10-9)
10 Matt Goodheart	7	(7-0)
12 Casey Opitz	6	(6-0)
17 Trey Harris	4	(3-1)
48 Zack Plunkett	3	(2-1)
8 Jordan McFarland	2	(2-0)
25 Christian Franklin	1	(1-0)
7TH SPOT:		
7 Jack Kenley	19	(18-1)
5 Jacob Nesbit	14	(7-7)
8 Jordan McFarland	4	(4-0)
48 Zack Plunkett	2	(1-1)
12 Casey Opitz	2	(1-1)
25 Christian Franklin	1	(0-1)
8TH SPOT:		
5 Jacob Nesbit	22	(19-3)
12 Casey Opitz	8	(5-3)
48 Zack Plunkett	7	(5-2)
25 Christian Franklin	2	(0-2)
7 Jack Kenley	2	(1-1)
8 Jordan McFarland	1	(1-0)
9TH SPOT:		
25 Christian Franklin	32	(24-8)
22 Curtis Washington	4	(4-0)
5 Jacob Nesbit	3	(2-1)
48 Zack Plunkett	2	(1-1)
12 Casey Opitz	1	(0-1)

# #55 ISAIAH CAMPBELL

RHP • 6-4 • 225 • R-JUNIOR  
OLATHE, KAN.  
OLATHE SOUTH HS



## CAREER HIGHS

Category	High	Opponent (Last)	Date
Innings	8.0	No. 4 Kentucky	3/17/18
Longest Start	8.0	No. 4 Kentucky	3/17/18
Shortest Start	0.0	Dallas Baptist	6/3/18
Longest Relief	5.0	Alabama	5/13/16
Hits	8	2x (at LSU)	5/6/18
Runs	6	3x (at USC)	2/22/19
Earned Runs	5	3x (at LSU)	5/6/18
Walks	4	2x (at No. 2 Florida)	3/24/18
Strikeouts	13	Stony Brook	3/1/19

## CAREER VS. 2019 OPPONENTS

Team	ERA	W-L	G-GS	IP	H	R	ER	BB-K
USC	1.76	0-1	1-1	5.1	3	1	1	3-2
Memphis	0.00	0-0	1-1	2.2	2	0	0	1-2
Alabama	1.48	0-0	2-1	6.1	2	1	1	4-2
Auburn	13.50	0-0	1-1	2.0	6	3	3	0-4
Mississippi St.	6.59	0-2	2-2	8.2	11	9	6	6-7
Grambling St.	6.75	1-0	1-1	4.0	4	3	3	1-4
Kentucky	1.13	1-0	1-1	8.0	3	1	1	4-8
LSU	7.50	0-2	2-1	5.1	11	8	8	2-5
Texas A&M	1.11	1-0	2-1	8.1	8	1	1	1-8

## 2019 TRENDS

- Has 6 IP or more in eight-consecutive starts ... All 10 starts have been 5+ IP.
- 2nd in SEC in overall IP (66.1) ... 2nd in SEC games only (43.1).
- Four starts with 10+ strikeouts (last vs. #2 Mississippi St. - April 18)
- 4th in league with 78 strikeouts.
- Hasn't given up more than three walks in 22-consecutive outings
- First Razorback pitcher since 2017 (T. Stephan) with three-straight 10+ strikeout performances (vs. Stony Brook, La. Tech, Missouri).
- Golden Spikes Midseason Watch List

## CAMPBELL'S CAREER APPEARANCES

Isaiah Campbell 2019 Game-By-Game (R-Junior)  
(9 Appearances, 9 Starts)

Date	Opponent	IP	H	R-ER	BB	K	Result
2/16/19	Eastern Illinois*	5.0	5	3-3	0	5	W, 1-0
2/22/19	at USC*	5.1	6	6-3	2	5	W, 2-0

3/1/19	Stony Brook*	7.0	3	0-0	1	13	W, 3-0
3/8/19	Louisiana Tech*	6.0	7	2-2	0	10	ND
3/15/19	Missouri*	7.0	2	0-0	1	11	W, 4-0
3/22/19	at Alabama*	7.0	5	0-0	1	7	W, 5-0
3/29/19	#21 Ole Miss*	7.0	4	2-2	2	5	W, 6-0
4/5/19	at #15 Auburn*	6.2	7	3-3	3	3	ND
4/12/19	at #6 Vanderbilt*	7.2	6	3-3	0	9	L, 6-1
4/18/19	#2 Mississippi St.*	7.2	5	2-2	0	10	W, 7-1
<b>TOTALS</b>	<b>10 G, 10 GS</b>	<b>66.1</b>	<b>50</b>	<b>21-18</b>	<b>10</b>	<b>78</b>	<b>7-1</b>

Isaiah Campbell 2018 Game-By-Game (R-Sophomore)  
(18 Appearances, 17 Starts)

Date	Opponent	IP	H	R-ER	BB	K	Result
2/17/18	Bucknell*	4.0	3	1-1	2	7	W, 1-0
2/24/18	at San Diego State*	5.0	5	2-1	1	7	ND
3/3/18	USC*	5.1	3	1-1	3	2	L, 1-1
3/9/18	Kent State*	3.2	5	5-1	2	3	L, 1-2
3/17/18	#4 Kentucky*	8.0	3	1-1	4	8	W, 2-2
3/24/18	at #2 Florida*	1.0	4	6-5	4	2	L, 2-3
4/8/18	#13 Auburn*	2.0	6	3-3	0	4	ND
4/14/18	South Carolina*	5.0	2	0-0	1	1	W, 3-3
4/21/18	at Mississippi St.*	5.2	8	6-5	3	6	L, 3-4
4/29/18	Alabama*	1.1	1	1-1	3	0	ND
5/6/18	at LSU*	4.1	8	5-5	0	3	L, 3-5
5/13/18	#20 Texas A&M*	5.0	5	0-0	0	7	W, 4-5
5/19/18	at #13 Georgia	3.0	1	0-0	0	3	ND
5/26/18	vs. LSU*	5.0	4	2-2	1	7	L, 4-6
6/3/18	Dallas Baptist*	0.0	1	1-1	2	0	ND
6/11/18	South Carolina*	4.0	4	2-2	2	5	ND
6/22/18	vs. Florida*	5.1	2	2-2	0	8	W, 5-6
6/28/18	vs. Oregon St.*	2.0	2	3-2	1	2	L, 5-7
<b>TOTALS</b>	<b>18 G, 17 GS</b>	<b>69.2</b>	<b>67</b>	<b>41-33</b>	<b>29</b>	<b>75</b>	<b>5-7</b>

Isaiah Campbell 2017 Game-By-Game (Sophomore)  
(17 Appearances, 16 Starts)

Date	Opponent	IP	H	R-ER	BB	K	Result
2/25/17	Bryant	0.2	3	3-3	1	1	ND
<b>TOTALS</b>	<b>1 G, 0 GS</b>	<b>0.2</b>	<b>3</b>	<b>3-3</b>	<b>1</b>	<b>1</b>	<b>0-0</b>

Isaiah Campbell 2016 Game-By-Game (Freshman)  
(13 Appearances, 6 Starts)

Date	Opponent	IP	H	R-ER	BB	K	Result
2/23/16	Miss. Valley State*	2.0	2	1-1	0	1	W, 1-0
3/9/16	Gonzaga	0.1	1	0-0	0	1	ND
3/15/16	Grambling State*	4.0	4	3-3	1	4	W, 2-0
3/18/16	at South Carolina	1.0	1	1-1	0	0	ND
4/6/16	at Memphis*	2.2	2	0-0	1	2	ND
4/9/16	at Ole Miss	0.2	3	2-1	0	1	ND
4/14/16	Florida	2.1	3	2-0	0	3	ND
4/19/16	Creighton*	3.0	2	0-0	0	2	W, 3-0
4/26/16	Oklahoma State*	3.1	3	3-2	2	2	ND
5/1/16	Texas A&M	3.1	3	1-1	1	1	ND
5/7/16	at LSU	1.0	3	3-3	2	2	ND
5/13/16	Alabama	5.0	1	0-0	1	2	ND
5/20/16	at Mississippi St.*	3.0	3	3-1	3	1	L, 3-1
<b>TOTALS</b>	<b>13 G, 6 GS</b>	<b>31.2</b>	<b>31</b>	<b>19-13</b>	<b>11</b>	<b>23</b>	<b>3-1</b>

## Isaiah Campbell Career Stats

Year	ERA	W	L	App	GS	CG	SHO	CBO	SV	IP	H	R	ER	BB	SO	2B	3B	HR	BF	B/Avg	WP	HBP	BK	SFA	SHA	PO	A	E	FLD%
2016	3.69	3	1	13	6	0	0	0	0	31.2	31	19	13	11	23	4	0	4	139	.256	1	3	0	1	3	2	6	0	1.000
2017	40.50	0	0	1	0	0	0	0	0	0.2	3	3	3	1	1	1	0	0	6	.600	1	0	0	0	0	8	7	0	1.000
2018	4.26	5	7	18	17	0	0	1	0	69.2	67	41	33	29	75	19	1	4	305	.249	8	4	0	1	2	4	5	1	.900
2019	2.44	7	1	10	10	0	0	1	0	66.1	50	21	18	10	78	10	1	1	254	.208	3	1	0	1	2	4	6	1	.909
<b>TOTAL</b>	<b>3.58</b>	<b>15</b>	<b>9</b>	<b>42</b>	<b>33</b>	<b>0</b>	<b>0</b>	<b>2</b>	<b>0</b>	<b>168.1</b>	<b>151</b>	<b>84</b>	<b>67</b>	<b>51</b>	<b>177</b>	<b>34</b>	<b>2</b>	<b>9</b>	<b>704</b>	<b>.238</b>	<b>13</b>	<b>8</b>	<b>0</b>	<b>3</b>	<b>7</b>	<b>14</b>	<b>19</b>	<b>1</b>	<b>.971</b>

## Isaiah Campbell Career SEC Stats

Year	ERA	W	L	App	GS	CG	SHO	CBO	SV	IP	H	R	ER	BB	SO	2B	3B	HR	BF	B/Avg	WP	HBP	BK	SFA	SHA	PO	A	E	FLD%
2016	3.86	0	1	7	1	0	0	0	0	16.1	17	12	7	7	10	3	0	1	75	.258	0	1	0	1	0	1	2	0	1.000
2018	5.09	3	3	9	8	0	0	1	0	35.1	38	22	20	15	34	11	0	3	154	.281	4	1	0	1	2	4	6	0	1.000
2019	2.09	4	1	6	6	0	0	1	0	43.0	29	10	10	7	45	6	1	1	163	.190	3	1	0	1	1	3	4	0	1.000
<b>TOTAL</b>	<b>3.52</b>	<b>7</b>	<b>5</b>	<b>22</b>	<b>15</b>	<b>0</b>	<b>0</b>	<b>2</b>	<b>0</b>	<b>94.2</b>	<b>84</b>	<b>44</b>	<b>37</b>	<b>29</b>	<b>89</b>	<b>20</b>	<b>1</b>	<b>5</b>	<b>392</b>	<b>.237</b>	<b>7</b>	<b>3</b>	<b>0</b>	<b>3</b>	<b>3</b>	<b>8</b>	<b>12</b>	<b>0</b>	<b>1.000</b>

## #33 PATRICK WICKLANDER

LHP • 6-1 • 175 • FRESHMAN  
SAN JOSE, CALIF.  
VALLEY CHRISTIAN HS



### SEASON HIGHS

Category	High	Opponent (Last)	Date
Innings	5.0	3x (at No. 15 Auburn)	4/6/19
Longest Start	5.0	3x (at No. 15 Auburn)	4/6/19
Shortest Start	3.0	Memphis	2/27/19
Longest Relief	2.1	Eastern Illinois	2/17/19
Hits	5	at No. 9 Texas	3/19/19
Runs	4	at No. 9 Texas	3/19/19
Earned Runs	4	at No. 9 Texas	3/19/19
Walks	3	4x (at No. 6 Vanderbilt)	4/14/19
Strikeouts	8	2x (Western Illinois)	3/12/19

### 2019 TRENDS

- Has thrown 3 IP or more in last three outings.
- Picked up first collegiate win vs. Charlotte (March 6) after throwing 5.0 scoreless innings with only one hit allowed.
- Struck out five or more batters five times, including three of last five appearances.
- Has a 4.25 ERA, the lowest among Razorback freshmen with 10 or more appearances.
- Six of seven starts have come against non-conference opponents.
- Only start in SEC play came at No. 15 Auburn (April 6), earning his third win.
- Hasn't given up more than three hits in six-consecutive outings.

### WICKLANDER'S CAREER APPEARANCES

Patrick Wicklander 2019 Game-By-Game (Freshman)  
(15 Appearances, 8 Starts)

Date	Opponent	IP	H	R-ER	BB	K	Result
2/17/19	Eastern Illinois	2.1	2	1-1	0	4	ND
2/21/19	at USC	0.0	0	0-0	2	0	ND
2/23/19	at USC	2.0	2	2-2	0	2	L, 0-1
2/27/19	Memphis*	3.0	3	2-2	1	4	ND
3/2/19	Stony Brook	1.0	0	0-0	2	3	ND
3/6/19	Charlotte*	5.0	1	0-0	3	8	W, 1-1
3/12/19	Western Illinois*	5.0	1	0-0	1	8	W, 2-1
3/19/19	at #9 Texas*	4.0	5	4-4	1	3	ND
3/23/19	at Alabama	0.0	0	3-3	3	0	ND
3/26/19	at Missouri St.*	2.0	0	0-0	0	5	ND
3/31/19	#21 Ole Miss	0.1	2	2-2	2	0	ND
4/2/19	Little Rock*	3.1	3	3-0	2	5	ND
4/6/19	at #15 Auburn*	5.0	2	0-0	3	6	W, 3-1
4/14/19	at #6 Vanderbilt	3.0	3	3-3	3	4	ND
4/19/19	#2 Miss. State*	4.0	3	2-2	3	6	ND
<b>TOTALS</b>	<b>15 G, 8 GS</b>	<b>40.0</b>	<b>27</b>	<b>22-19</b>	<b>26</b>	<b>58</b>	<b>3-1</b>

### Patrick Wicklander Career Stats

Year	ERA	W	L	App	GS	CG	SHO	CBO	SV	IP	H	R	ER	BB	SO	2B	3B	HR	BF	B/Avg	WP	HBP	BK	SFA	SHA	PO	A	E	FLD%
2019	4.25	3	1	14	7	0	0	2	0	36.0	24	20	17	23	52	7	0	3	160	.194	2	7	0	2	4	4	7	0	1.000
<b>TOTAL</b>	<b>4.25</b>	<b>3</b>	<b>1</b>	<b>14</b>	<b>7</b>	<b>0</b>	<b>0</b>	<b>2</b>	<b>0</b>	<b>36.0</b>	<b>24</b>	<b>20</b>	<b>17</b>	<b>23</b>	<b>52</b>	<b>7</b>	<b>0</b>	<b>3</b>	<b>160</b>	<b>.194</b>	<b>2</b>	<b>7</b>	<b>0</b>	<b>2</b>	<b>4</b>	<b>4</b>	<b>7</b>	<b>0</b>	<b>1.000</b>

### Patrick Wicklander Career SEC Stats

Year	ERA	W	L	App	GS	CG	SHO	CBO	SV	IP	H	R	ER	BB	SO	2B	3B	HR	BF	B/Avg	WP	HBP	BK	SFA	SHA	PO	A	E	FLD%
2019	8.64	1	0	4	1	0	0	1	0	8.1	7	8	8	11	10	2	0	1	46	.233	1	3	0	1	1	1	3	0	1.000
TOTAL	8.64	1	0	4	1	0	0	1	0	8.1	7	8	8	11	10	2	0	1	46	.233	1	3	0	1	1	1	3	0	1.000



## RECORD RUNDOWN

Overall .....	31-11
vs. Top-5 Teams .....	3-0
vs. Top-10 Teams .....	2-3
vs. Top-25 Teams .....	4-4
vs. Unranked Teams .....	23-5
At home .....	22-5
On the road .....	9-6
At neutral sites .....	0-0
In day games .....	17-6
In night games .....	14-5
In extra innings .....	1-1
Vs. teams .500 or better .....	20-9
Vs. teams .500 or worse .....	11-2
Vs. left-handed starter .....	12-3
Vs. right-handed starter .....	19-8
When starter receives decision .....	16-3
When reliever receives decision .....	15-8
When starter goes 5+ innings .....	17-3
When starter goes less than 5 innings .....	14-8
When scoring first .....	27-3
When opponent scores first .....	5-7
When leading after 6 innings .....	28-0
When trailing after 6 innings .....	1-7
When tied after 6 innings .....	2-4
When leading after 8 innings .....	27-0
When trailing after 8 innings .....	1-10
When tied after 8 innings .....	2-1
In one-run games .....	4-3
In two-run games .....	7-1
Series W-L-T .....	9-2-2
Series sweeps/times swept .....	5/0
When scoring 0-2 runs .....	1-4
When scoring 3-5 runs .....	8-3
When scoring 6-9 runs .....	8-4
When scoring 10+ runs .....	14-0
Shutouts vs. times shut out .....	4/1
When opponent scores 5 runs or less .....	5-2
When opponent scores 5 runs or more .....	6-9
When collecting 0-3 hits .....	0-0
When collecting 4-6 hits .....	6-2
When collecting 7-9 hits .....	7-4
When collecting 10-12 hits .....	8-3
When collecting 13+ hits .....	10-2
When out-hitting opponent .....	25-4
When out-hit by opponent .....	4-6
When hits are equal .....	2-1
When hitting a home run .....	20-7
When opponent hits a home run .....	12-8
When errorless .....	11-3
When committing one error .....	11-5
When committing 2+ errors .....	9-3
When opponent is errorless .....	8-4
Vs. SEC .....	12-6
Vs. SEC East .....	4-2
Vs. SEC West .....	8-4
Vs. non-conference .....	19-4
Game 1 of weekend series .....	8-2
Game 2 of weekend series .....	6-4
Game 3 of weekend series .....	9-2
In February .....	6-1
In March .....	16-5
In April .....	9-5
In May .....	0-0
In June .....	0-0

## MULTIPLE-HIT GAMES

Name	2	3	4	5+	Total
Dominic Fletcher	11	5	1	--	17
Casey Martin	11	4	1	--	16
Heston Kjerstad	8	6	2	--	16
Matt Goodheart	12	3	--	--	15
Jack Kenley	13	1	--	--	14
Trevor Ezell	8	5	--	--	13
Christian Franklin	9	2	--	--	11
Jacob Nesbit	9	1	--	--	10
Jordan McFarland	4	--	--	--	4
Casey Opitz	1	1	1	--	3

## CAREER MULTIPLE-HIT GAMES

Name	2016	2017	2018	2019	Total
Casey Martin	--	--	29	16	45
Jordan McFarland	--	7	9	4	20
Jack Kenley	--	1	2	14	17
Dominic Fletcher	--	18	23	17	58
Casey Opitz	--	--	2	3	5
Heston Kjerstad	--	--	24	16	40
Zack Plunkett	--	--	--	1	1
Trevor Ezell	25	3	24	13	81
Jacob Nesbit	--	--	--	10	10

## MULTIPLE-RBI GAMES

Name	2	3	4	5+	Total
Casey Martin	6	3	2	--	11
Dominic Fletcher	7	2	1	1	11
Jacob Nesbit	6	2	1	--	9
Jack Kenley	4	4	--	1	9
Christian Franklin	3	4	1	--	8
Heston Kjerstad	6	--	1	1	8
Trevor Ezell	1	4	1	--	6
Matt Goodheart	3	2	1	--	6
Casey Opitz	1	3	--	--	4

## HITTING STREAKS

Name	CURRENT	2019	CAREER
Dominic Fletcher	2	7	8
Matt Goodheart	--	14	14
Jack Kenley	6	6	6
Heston Kjerstad	14	14	14
Casey Martin	7	9	13
Trevor Ezell	1	6	6
Christian Franklin	--	5	5
Casey Opitz	3	5	5
Jacob Nesbit	3	15	15

## REACHED BASE

Name	CURRENT	2019	CAREER
Casey Martin	7	13	25
Heston Kjerstad	15	15	16
Dominic Fletcher	2	9	13
Jordan McFarland	5	5	10
Jack Kenley	7	8	8
Casey Opitz	--	10	10
Trevor Ezell	7	13	13
Zack Plunkett	--	7	7
Matt Goodheart	20	19	19
Jacob Nesbit	3	24	24
Christian Franklin	--	5	5
Trey Harris	1	5	5
Curtis Washington, Jr.	3	4	4

## HOME RUNS

Career Home Runs	SOLO	2R	3R	GS	Total
Dominic Fletcher	16	8	5	1	30
Heston Kjerstad	14	6	2	1	23
Trevor Ezell	2	2	1	--	21
Casey Martin	7	6	5	1	19
Jack Kenley	5	3	--	--	8
Jordan McFarland	2	1	--	1	4
Christian Franklin	2	--	1	1	4
Zack Plunkett	1	--	--	--	1
Jacob Nesbit	--	1	1	--	2
Matt Goodheart	--	--	1	--	1
Casey Opitz	1	--	--	--	1
Casey Washington, Jr.	1	--	--	--	1

## BREAKDOWN

Total .....	50
At Baum Stadium .....	35
On The Road .....	15
At Neutral Site .....	0
Vs. RHP .....	36
Vs. LHP .....	14
w/ 0 Outs .....	16
w/ 1 Out .....	22
w/ 2 Outs .....	12
Solo .....	23
Two-Run .....	15
Three-Run .....	8
Grand Slam .....	4
Back-To-Back .....	0
Pinch-Hit .....	0
Walk-Off .....	0
Before the 7th Inning .....	35
7th Inning and Beyond .....	15
Opponent Total .....	32
Last HR Given Up .....	April 24 vs. Northwestern St.
Longest Stretch Without HR Allowed .....	4
Current Streak of No HR Allowed .....	0



# || HOME RUN CHART

No.	Player	Gm#	Date	Opponent	Pitcher	On Base	Inn	Outs	Count	Score	Final
1.	T. Ezell	1	Feb 16	Eastern Illinois	JONES	0...	3	2	1-0	0-0	W 15-7
2.	C. Franklin	1	Feb 16	Eastern Illinois	JONES	.2.	4	1	0-0	1-0	W 15-7
3.	H. Kjerstad	1	Feb 16	Eastern Illinois	JONES	.1.	4	1	1-0	4-0	W 15-7
4.	J. Kenley	1	Feb 16	Eastern Illinois	WOLFE	* 0...	6	0	1-1	13-4	W 15-7
5.	C. Martin	5	Feb 22	at USC	Hurt, K.	.1.	5	0	3-1	3-4	W 8-6
6.	D. Fletcher	6	Feb 23	at USC	Clarke, C.	0...	10	1	0-0	3-3	L 4-6
7.	T. Ezell	10	Mar 02	Stony Brook	B. Clarke	.1.	4	2	0-0	7-3	W 15-7
8.	J. Kenley	10	Mar 02	Stony Brook	B. Bonanno	.1.	5	1	1-1	9-3	W 15-7
9.	C. Franklin	10	Mar 02	Stony Brook	B. Bonanno	0...	5	2	0-0	11-3	W 15-7
10.	J. Kenley	10	Mar 02	Stony Brook	L. Pulsipher	.1.	6	2	1-0	12-3	W 15-7
11.	T. Ezell	11	Mar 06	Charlotte	Szczypinski	* 0...	6	0	3-1	2-0	W 9-2
12.	D. Fletcher	11	Mar 06	Charlotte	Gooding	.1.	7	1	2-0	7-0	W 9-2
13.	Z. Plunkett	13	Mar 09	Louisiana Tech	Robbins	* 0...	2	0	1-1	0-1	L 7-12
14.	C. Martin	13	Mar 09	Louisiana Tech	Robbins	.2.	2	1	1-2	1-1	L 7-12
15.	C. Martin	14	Mar 10	Louisiana Tech	Bailey	.2.	2	2	3-2	1-0	W 11-0
16.	C. Martin	15	Mar 12	Western Illinois	DRAKE	0...	5	1	3-2	3-0	W 8-0
17.	H. Kjerstad	15	Mar 12	Western Illinois	CHEEK	.1.	7	0	1-0	5-0	W 8-0
18.	J. Kenley	19	Mar 17	Missouri	LaPlante	* 0...	6	0	1-1	0-0	W 3-2
19.	C. Franklin	20	Mar 19	at Texas	Neely	...3	2	1	0-0	1-0	W 11-4
20.	H. Kjerstad	20	Mar 19	at Texas	Neely	0...	2	2	1-0	5-0	W 11-4
21.	H. Kjerstad	22	Mar 22	at Alabama	Finnerty	0...	1	1	2-2	0-0	W 12-3
22.	J. Nesbit	22	Mar 22	at Alabama	Cobb	.1.	8	1	1-1	8-0	W 12-3
23.	D. Fletcher	22	Mar 22	at Alabama	Smith	0...	9	2	1-0	10-0	W 12-3
24.	C. Martin	24	Mar 24	at Alabama	Freeman	* 0...	1	0	1-0	0-0	W 10-2
25.	D. Fletcher	24	Mar 24	at Alabama	Medders	0...	8	2	3-2	9-2	W 10-2
26.	H. Kjerstad	25	Mar 26	at Missouri State	Wthrspoon,N.	* 0...	9	0	0-1	6-2	W 8-2
27.	J. Kenley	27	Mar 30	Ole Miss	D. Nikhazy	.1.	4	0	1-2	0-1	L 3-4
28.	C. Franklin	27	Mar 30	Ole Miss	D. Nikhazy	0...	4	2	0-1	2-1	L 3-4
29.	C. Martin	28	Mar 31	Ole Miss	C. Green	.1.	5	1	0-1	2-4	L 5-10
30.	J. Kenley	29	Apr 02	Little Rock	Daily,E	0...	8	2	1-2	6-16	L 7-17
31.	H. Kjerstad	30	Apr 05	at Auburn	Burns, T.	.1.	5	1	1-1	1-0	L 3-6
32.	T. Ezell	31	Apr 05	at Auburn	Skipper, C.	.1.	12	1	1-2	4-4	W 9-6
33.	H. Kjerstad	31	Apr 05	at Auburn	Skipper, C.	* 0...	15	0	2-2	6-6	W 9-6
34.	T. Ezell	32	Apr 06	at Auburn	Fitts, R.	.2.	5	1	1-1	2-0	W 8-0
35.	H. Kjerstad	33	Apr 09	Oral Roberts	S. Rainwater	...3	4	1	1-0	1-3	W 15-8
36.	H. Kjerstad	33	Apr 09	Oral Roberts	S. Henson	0...	8	1	0-0	11-8	W 15-8
37.	M. Goodheart	33	Apr 09	Oral Roberts	S. Henson	.2.	8	1	3-1	12-8	W 15-8
38.	C. Opitz	36	Apr 14	at Vanderbilt	Raby	* 0...	4	0	1-0	3-7	W 14-12
39.	D. Fletcher	37	Apr 16	Ark - Pine Bluff	Race Tittle	.2.	3	1	0-0	9-1	W 16-4
40.	J. Kenley	37	Apr 16	Ark - Pine Bluff	Peyton Burks	* 0...	5	0	2-1	12-2	W 16-4
41.	C. Martin	37	Apr 16	Ark - Pine Bluff	Peyton Burks	.2.	5	2	0-1	13-2	W 16-4
42.	D. Fletcher	38	Apr 18	Mississippi St.	Self	.1.	8	2	1-1	3-2	W 5-3
43.	C. Martin	39	Apr 19	Mississippi St.	Plumlee	...3	2	1	0-0	1-0	W 12-5
44.	J. Nesbit	40	Apr 20	Mississippi St.	Barlow	.2.	6	1	0-1	4-0	W 10-2
45.	J. McFarland	41	Apr 23	Northwestern St.	Swanson, K.	.1.	2	1	1-0	0-0	W 19-2
46.	H. Kjerstad	41	Apr 23	Northwestern St.	Swanson, K.	0...	3	1	1-2	3-0	W 19-2
47.	J. Kenley	41	Apr 23	Northwestern St.	Vasquez, J.	0...	3	1	0-0	4-0	W 19-2
48.	C Washington	41	Apr 23	Northwestern St.	Daigle, E.	* 0...	7	0	3-1	9-2	W 19-2
49.	D. Fletcher	41	Apr 23	Northwestern St.	Ohnoutka, D.	.1.	7	0	1-1	12-2	W 19-2
50.	D. Fletcher	42	Apr 24	Northwestern St.	Maddox, J	...3	1	0	10	0-1	L 10-7

\* - indicates lead-off home run

## STARTERS GAME-BY-GAME

Opponent	W-L	IP	H	R	ER	BB	K
East. Illinois	W	5.0	5	3	3	0	5
East. Illinois	--	4.2	4	1	0	2	4
East. Illinois	--	5.0	2	1	1	0	4
@ USC	--	3.2	1	3	3	2	8
@ USC	W	5.1	6	6	3	2	5
@ USC	--	4.0	3	2	2	2	2
Memphis	--	3.0	3	2	2	1	4
Stony Brook	W	7.0	3	0	0	1	13
Stony Brook	--	3.1	5	3	3	1	5
Stony Brook	--	3.0	6	3	3	1	1
Charlotte	CANCELLED						
Charlotte	W	5.0	1	0	0	3	8
La. Tech	--	6.0	7	2	2	0	10
La. Tech	--	5.0	3	4	3	1	3
La. Tech	W	6.0	2	0	0	1	11
W. Illinois	W	5.0	1	0	0	1	8
W. Illinois	W	3.0	2	0	0	0	3
Missouri	W	7.0	2	0	0	1	11
Missouri	--	4.2	4	1	1	1	4
Missouri	--	5.0	3	0	0	2	7
@ Texas	--	4.0	5	4	4	1	3
@ Texas	--	2.0	1	0	0	1	1
@ Alabama	W	7.0	5	0	0	1	7
@ Alabama	L	1.2	3	3	3	2	0
@ Alabama	W	5.0	3	2	1	3	3
@ Missouri St.	--	2.0	0	0	0	0	5
Ole Miss	W	7.0	4	2	2	2	5
Ole Miss	--	4.2	7	2	2	1	3
Ole Miss	--	4.0	5	2	2	5	2
Little Rock	--	3.1	3	3	0	2	5
@ Auburn	--	6.2	7	3	3	3	3
@ Auburn	--	4.2	5	3	3	0	2
@ Auburn	W	5.0	2	0	0	3	6
Oral Roberts	--	2.0	3	3	3	0	2
@ Vanderbilt	L	7.2	6	3	3	0	9
@ Vanderbilt	L	0.0	4	5	5	1	0
@ Vanderbilt	--	2.0	6	6	6	4	1
Ark. Pine Bluff	W	2.0	2	0	0	0	2
Mississippi St.	W	7.2	5	2	2	0	10
Mississippi St.	--	4.0	3	2	2	3	6
Mississippi St.	W	7.2	4	0	0	0	5
NW State	W	5.0	5	1	1	1	5
NW State	--	3.0	5	4	4	0	3
Tennessee	--	--	--	--	--	--	--
Tennessee	--	--	--	--	--	--	--
Tennessee	--	--	--	--	--	--	--
Grambling St.	--	--	--	--	--	--	--
@ Kentucky	--	--	--	--	--	--	--
@ Kentucky	--	--	--	--	--	--	--
@ Kentucky	--	--	--	--	--	--	--
LSU	--	--	--	--	--	--	--
LSU	--	--	--	--	--	--	--
LSU	--	--	--	--	--	--	--
@ Texas A&M	--	--	--	--	--	--	--
@ Texas A&M	--	--	--	--	--	--	--
@ Texas A&M	--	--	--	--	--	--	--

## BULLPEN GAME-BY-GAME

Opponent	W-L	IP	H	R	ER	BB	K
East. Illinois	--	4.0	6	4	4	2	3
East. Illinois	W	4.1	5	1	0	2	5
East. Illinois	W	4.0	4	2	2	1	5
@ USC	W	5.1	3	0	0	2	6
@ USC	--	3.2	3	0	0	0	1
@ USC	L	5.2	6	4	4	0	5
Memphis	W	6.0	3	1	1	1	8
Stony Brook	S	2.0	3	1	1	1	5
Stony Brook	W-S	5.2	3	0	0	1	6
Stony Brook	W	6.0	4	4	4	6	9
Charlotte	CANCELLED						
Charlotte	--	4.0	2	2	2	3	6
La. Tech	W	3.0	0	0	0	1	4
La. Tech	L	4.0	8	8	4	1	6
La. Tech	--	3.0	1	0	0	2	5
W. Illinois	--	4.0	0	0	0	2	6
W. Illinois	--	5.0	2	1	1	1	7
Missouri	S	2.0	0	0	0	2	4
Missouri	W-S	4.1	3	2	2	0	2
Missouri	W	4.0	2	2	2	1	4
@ Texas	W	5.0	1	0	0	1	6
@ Texas	L	6.0	5	7	6	13	4
@ Alabama	--	2.0	2	3	3	2	1
@ Alabama	--	6.1	6	7	7	5	2
@ Alabama	--	4.0	2	0	0	2	7
@ Missouri St.	W	7.0	7	2	2	3	5
Ole Miss	S	2.0	2	1	1	2	3
Ole Miss	L	4.1	5	2	2	0	2
Ole Miss	L	5.0	9	8	8	7	4
Little Rock	L	5.2	13	14	10	4	3
@ Auburn	L	1.1	4	3	3	0	2
@ Auburn	W	10.2	6	3	1	9	10
@ Auburn	--	4.0	3	0	0	1	4
Oral Roberts	W	7.0	7	5	4	4	5
@ Vanderbilt	--	0.1	0	0	0	0	1
@ Vanderbilt	--	8.0	8	7	7	6	8
@ Vanderbilt	W-S	7.2	6	6	6	7	8
Ark. Pine Bluff	--	5.0	7	4	3	8	6
Mississippi St.	S	1.1	1	1	1	1	3
Mississippi St.	W	5.0	2	3	3	2	5
Mississippi St.	--	1.1	2	2	2	3	1
NW State	--	3.0	3	1	1	1	3
NW State	L	6.1	5	6	6	5	6
Tennessee	--	--	--	--	--	--	--
Tennessee	--	--	--	--	--	--	--
Tennessee	--	--	--	--	--	--	--
Grambling St.	--	--	--	--	--	--	--
@ Kentucky	--	--	--	--	--	--	--
@ Kentucky	--	--	--	--	--	--	--
@ Kentucky	--	--	--	--	--	--	--
LSU	--	--	--	--	--	--	--
LSU	--	--	--	--	--	--	--
LSU	--	--	--	--	--	--	--
@ Texas A&M	--	--	--	--	--	--	--
@ Texas A&M	--	--	--	--	--	--	--
@ Texas A&M	--	--	--	--	--	--	--

## RECORD PER STARTER

Pitcher (Total Starts)	Record
Isaiah Campbell (10)	8-2
Connor Noland (11)	6-5
Jacob Kostyshock (1)	1-0
Cody Scroggins (7)	6-1
Patrick Wicklander (8)	7-1
Marshall Denton (4)	2-2
Kole Ramage (1)	1-0

## QUALITY STARTS

Pitcher (Total Starts)	QS	Record
Isaiah Campbell (10)	8	6-2
Cody Scroggins (7)	1	1-0
Connor Noland (1)	1	1-0

## RUN SUPPORT

Pitcher (Total Starts)	Runs	Per Start
Isaiah Campbell (10)	60	6.0
Connor Noland (11)	82	7.5
Cody Scroggins (7)	53	7.6
Jacob Kostyshock (1)	3	3.0
Patrick Wicklander (8)	73	9.1
Marshall Denton (4)	39	9.8
Kole Ramage (1)	19	19.0





# || GAME-BY-GAME BATTING ORDER

**2019 RECORD:** 31-11 • **HOME:** 22-5 • **AWAY:** 9-6 • **NEUTRAL:** 0-0 • **SEC:** 12-6 • **NCAA TOURNAMENT:** 0-0

Date	Opposing team	1	2	3	4	5	6	7	8	9
Feb. 16, 2019	EASTERN ILLINOIS -1	Martin	Kjerstad	Ezell	Fletcher	Goodheart	Opitz	Kenley	Nesbit	Franklin
Feb. 16, 2019	EASTERN ILLINOIS - 2	Martin	Kjerstad	Ezell	Fletcher	Goodheart	McFarland	Kenley	Plunkett	Nesbit
Feb. 17, 2019	EASTERN ILLINOIS	Martin	Kjerstad	Ezell	Fletcher	Goodheart	Opitz	Kenley	McFarland	Nesbit
Feb. 21, 2019	at USC	Martin	Kjerstad	Ezell	Fletcher	Goodheart	Opitz	Kenley	Nesbit	Franklin
Feb. 22, 2019	at USC	Martin	Kjerstad	Ezell	Fletcher	Goodheart	Opitz	Kenley	Nesbit	Franklin
Feb. 23, 2019	at USC	Martin	Kjerstad	Ezell	Fletcher	McFarland	Kenley	Plunkett	Nesbit	Franklin
Feb. 27, 2019	MEMPHIS	Martin	Kjerstad	Ezell	Fletcher	Harris	Plunkett	Kenley	Nesbit	Franklin
March 1, 2019	STONY BROOK-1	Martin	Kjerstad	Ezell	Fletcher	Goodheart	Opitz	Kenley	Nesbit	Franklin
March 1, 2019	STONY BROOK-2	Martin	Kjerstad	Ezell	Fletcher	McFarland	Plunkett	Kenley	Nesbit	Franklin
March 2, 2019	STONY BROOK	Martin	Kjerstad	Ezell	Fletcher	Opitz	Harris	Kenley	Nesbit	Franklin
March 6, 2019	CHARLOTTE	Martin	Kjerstad	Ezell	Fletcher	Opitz	Harris	Kenley	Nesbit	Franklin
March 8, 2019	LOUISIANA TECH	Martin	Kjerstad	Ezell	Fletcher	Opitz	Goodheart	Kenley	Nesbit	Franklin
March 9, 2019	LOUISIANA TECH	Martin	Kjerstad	Ezell	Fletcher	Harris	Plunkett	Franklin	Kenley	Nesbit
March 10, 2019	LOUISIANA TECH	Martin	Kjerstad	Ezell	Fletcher	Opitz	Harris	Kenley	Nesbit	Franklin
March 12, 2019	WESTERN ILLINOIS	Martin	Kjerstad	Ezell	Fletcher	Harris	Opitz	McFarland	Nesbit	Franklin
March 13, 2019	WESTERN ILLINOIS	Martin	Kjerstad	Ezell	Fletcher	McFarland	Kenley	Plunkett	Nesbit	Washington, Jr.
March 15, 2019	MISSOURI*	Martin	Kjerstad	Ezell	Fletcher	Opitz	Goodheart	Kenley	Nesbit	Franklin
March 16, 2019	MISSOURI*	Martin	Kjerstad	Ezell	Fletcher	Opitz	Goodheart	Kenley	Nesbit	Franklin
March 17, 2019	MISSOURI*	Martin	Kjerstad	Ezell	Fletcher	Opitz	Goodheart	Kenley	Nesbit	Franklin
March 19, 2019	at Texas	Martin	Kjerstad	Ezell	Fletcher	Opitz	Goodheart	Kenley	Nesbit	Franklin
March 20, 2019	at Texas	Martin	Kjerstad	Ezell	Fletcher	McFarland	Kenley	Nesbit	Plunkett	Franklin
March 22, 2019	at Alabama*	Martin	Kjerstad	Ezell	Fletcher	Opitz	Goodheart	Kenley	Nesbit	Franklin
March 23, 2019	at Alabama*	Martin	Kjerstad	Ezell	Fletcher	Opitz	Harris	Kenley	Nesbit	Franklin
March 24, 2019	at Alabama*	Martin	Kjerstad	Ezell	Fletcher	Opitz	Goodheart	Kenley	Nesbit	Franklin
March 26, 2019	at Missouri State	Martin	Kjerstad	Ezell	Fletcher	Goodheart	Kenley	Nesbit	Plunkett	Franklin
March 29, 2019	OLE MISS*	Martin	Kjerstad	Ezell	Fletcher	Goodheart	Kenley	Nesbit	Opitz	Franklin
March 30, 2019	OLE MISS*	Martin	Kjerstad	Ezell	Fletcher	Goodheart	Kenley	Nesbit	Opitz	Franklin
March 31, 2019	OLE MISS*	Martin	Kjerstad	Ezell	Fletcher	Goodheart	Kenley	Opitz	Nesbit	Franklin
April 2, 2019	LITTLE ROCK	Ezell	Martin	Kjerstad	Fletcher	Goodheart	Kenley	Nesbit	Franklin	Plunkett
April 5, 2019	at Auburn-1*	Ezell	Kjerstad	Martin	Fletcher	Goodheart	Kenley	Nesbit	Franklin	Opitz
April 5, 2019	at Auburn-2*	Ezell	Kjerstad	Martin	Fletcher	Harris	Franklin	Nesbit	Kenley	Plunkett
April 6, 2019	at Auburn*	Ezell	Kjerstad	Martin	Fletcher	Goodheart	Kenley	Nesbit	Opitz	Franklin
April 9, 2019	ORAL ROBERTS	Ezell	Kjerstad	Martin	Fletcher	Goodheart	Kenley	McFarland	Plunkett	Washington, Jr.
April 12, 2019	at Vanderbilt*	Ezell	Kjerstad	Martin	Fletcher	Goodheart	Kenley	Nesbit	Opitz	Franklin
April 13, 2019	at Vanderbilt*	Ezell	Kjerstad	Martin	Fletcher	Goodheart	Kenley	Nesbit	Opitz	Franklin
April 14, 2019	at Vanderbilt*	Ezell	Martin	Goodheart	Fletcher	Kjerstad	Kenley	Nesbit	Opitz	Franklin
April 16, 2019	ARK.- PINE BLUFF	Ezell	Martin	Goodheart	Fletcher	Kjerstad	Kenley	McFarland	Plunkett	Washington, Jr.
April 18, 2019	MISSISSIPPI STATE*	Ezell	Martin	Goodheart	Fletcher	Kjerstad	Kenley	Nesbit	Opitz	Franklin
April 19, 2019	MISSISSIPPI STATE*	Ezell	Martin	Goodheart	Fletcher	Kjerstad	Kenley	Nesbit	Opitz	Franklin
April 20, 2019	MISSISSIPPI STATE*	Ezell	Martin	Goodheart	Fletcher	Kenley	McFarland	Opitz	Nesbit	Franklin
April 23, 2019	NORTHWESTERN STATE	Ezell	Martin	Goodheart	Fletcher	Kjerstad	Kenley	McFarland	Plunkett	Washington
April 24, 2019	NORTHWESTERN STATE	Ezell	Martin	Goodheart	Fletcher	Kjerstad	Kenley	Nesbit	Plunkett	Franklin



**2019 RECORD:** 31-11 • **HOME:** 22-5 • **AWAY:** 9-6 • **NEUTRAL:** 0-0 • **SEC:** 12-6 • **NCAA TOURNAMENT:** 0-0

Date	Opposing team	C	1B	2B	3B	SS	LF	CF	RF	DH
Feb. 16, 2019	EASTERN ILLINOIS -1	Opitz	Ezell	Kenley	Nesbit	Martin	Franklin	Fletcher	Kjerstad	Goodheart
Feb. 16, 2019	EASTERN ILLINOIS - 2	Plunkett	Ezell	Kenley	Nesbit	Martin	Goodheart	Fletcher	Kjerstad	McFarland
Feb. 17, 2019	EASTERN ILLINOIS	Opitz	Ezell	Kenley	Nesbit	Martin	Goodheart	Fletcher	Kjerstad	McFarland
Feb. 21, 2019	at USC	Opitz	Ezell	Kenley	Nesbit	Martin	Franklin	Fletcher	Kjerstad	Goodheart
Feb. 22, 2019	at USC	Opitz	Ezell	Kenley	Nesbit	Martin	Franklin	Fletcher	Kjerstad	Goodheart
Feb. 23, 2019	at USC	Plunkett	Ezell	Kenley	Nesbit	Martin	Franklin	Fletcher	Kjerstad	McFarland
Feb. 27, 2019	MEMPHIS	Plunkett	Ezell	Kenley	Nesbit	Martin	Franklin	Fletcher	Kjerstad	Harris
March 1, 2019	STONY BROOK-1	Opitz	Ezell	Kenley	Nesbit	Martin	Franklin	Fletcher	Kjerstad	Goodheart
March 1, 2019	STONY BROOK-2	Plunkett	Ezell	Kenley	Nesbit	Martin	Franklin	Fletcher	Kjerstad	McFarland
March 2, 2019	STONY BROOK	Opitz	Ezell	Kenley	Nesbit	Martin	Franklin	Fletcher	Kjerstad	Harris
March 6, 2019	CHARLOTTE	Opitz	Ezell	Kenley	Nesbit	Martin	Franklin	Fletcher	Kjerstad	Harris
March 8, 2019	LOUISIANA TECH	Opitz	Ezell	Kenley	Nesbit	Martin	Franklin	Fletcher	Kjerstad	Goodheart
March 9, 2019	LOUISIANA TECH	Plunkett	Ezell	Kenley	Nesbit	Martin	Franklin	Fletcher	Kjerstad	Harris
March 10, 2019	LOUISIANA TECH	Opitz	Ezell	Kenley	Nesbit	Martin	Franklin	Fletcher	Kjerstad	Harris
March 12, 2019	WESTERN ILLINOIS	Opitz	McFarland	Ezell	Nesbit	Martin	Franklin	Fletcher	Kjerstad	Harris
March 13, 2019	WESTERN ILLINOIS	Plunkett	Ezell	Kenley	Nesbit	Martin	Washington, Jr.	Fletcher	Kjerstad	McFarland
March 15, 2019	MISSOURI*	Opitz	Ezell	Kenley	Nesbit	Martin	Franklin	Fletcher	Kjerstad	Goodheart
March 16, 2019	MISSOURI*	Opitz	Ezell	Kenley	Nesbit	Martin	Franklin	Fletcher	Kjerstad	Goodheart
March 17, 2019	MISSOURI*	Opitz	Ezell	Kenley	Nesbit	Martin	Franklin	Fletcher	Kjerstad	Goodheart
March 19, 2019	at Texas	Opitz	Ezell	Kenley	Nesbit	Martin	Franklin	Fletcher	Kjerstad	Goodheart
March 20, 2019	at Texas	Plunkett	Ezell	Kenley	Nesbit	Martin	Franklin	Fletcher	Kjerstad	McFarland
March 22, 2019	at Alabama*	Opitz	Ezell	Kenley	Nesbit	Martin	Franklin	Fletcher	Kjerstad	Goodheart
March 23, 2019	at Alabama*	Opitz	Ezell	Kenley	Nesbit	Martin	Franklin	Fletcher	Kjerstad	Harris
March 24, 2019	at Alabama*	Opitz	Ezell	Kenley	Nesbit	Martin	Franklin	Fletcher	Kjerstad	Goodheart
March 26, 2019	at Missouri State	Opitz	Ezell	Kenley	Nesbit	Martin	Franklin	Fletcher	Kjerstad	Goodheart
March 29, 2019	OLE MISS*	Opitz	Ezell	Kenley	Nesbit	Martin	Franklin	Fletcher	Kjerstad	Goodheart
March 30, 2019	OLE MISS*	Opitz	Ezell	Kenley	Nesbit	Martin	Franklin	Fletcher	Kjerstad	Goodheart
March 31, 2019	OLE MISS*	Opitz	Ezell	Kenley	Nesbit	Martin	Franklin	Fletcher	Kjerstad	Goodheart
April 2, 2019	LITTLE ROCK	Plunkett	Ezell	Kenley	Nesbit	Martin	Franklin	Fletcher	Kjerstad	Goodheart
April 5, 2019	at Auburn-1*	Opitz	Ezell	Kenley	Nesbit	Martin	Franklin	Fletcher	Kjerstad	Goodheart
April 5, 2019	at Auburn-2*	Plunkett	Ezell	Kenley	Nesbit	Martin	Franklin	Fletcher	Kjerstad	Harris
April 6, 2019	at Auburn*	Opitz	Ezell	Kenley	Nesbit	Martin	Franklin	Fletcher	Kjerstad	Goodheart
April 9, 2019	ORAL ROBERTS	Plunkett	McFarland	Ezell	Kenley	Martin	Washington, Jr.	Fletcher	Kjerstad	Goodheart
April 12, 2019	at Vanderbilt*	Opitz	Ezell	Kenley	Nesbit	Martin	Franklin	Fletcher	Kjerstad	Goodheart
April 13, 2019	at Vanderbilt*	Opitz	Ezell	Kenley	Nesbit	Martin	Franklin	Fletcher	Kjerstad	Goodheart
April 14, 2019	at Vanderbilt*	Opitz	Ezell	Kenley	Nesbit	Martin	Franklin	Fletcher	Kjerstad	Goodheart
April 16, 2019	ARK. - PINE BLUFF	Plunkett	McFarland	Ezell	Kenley	Martin	Washington, Jr.	Fletcher	Kjerstad	Goodheart
April 18, 2019	MISSISSIPPI STATE*	Opitz	Ezell	Kenley	Nesbit	Martin	Franklin	Fletcher	Kjerstad	Goodheart
April 19, 2019	MISSISSIPPI STATE*	Opitz	Ezell	Kenley	Nesbit	Martin	Franklin	Fletcher	Kjerstad	Goodheart
April 20, 2019	MISSISSIPPI STATE*	Opitz	Ezell	Kenley	Nesbit	Martin	Franklin	Fletcher	Goodheart	McFarland
April 23, 2019	NORTHWESTERN STATE	Plunkett	McFarland	Ezell	Kenley	Martin	Washington, Jr.	Fletcher	Kjerstad	Goodheart
April 24, 2019	NORTHWESTERN STATE	Plunkett	Ezell	Kenley	Nesbit	Martin	Franklin	Fletcher	Kjerstad	Goodheart



## || THE LAST TIME...

### THE LAST TIME AN ARKANSAS PLAYER...

4 Hits in a game..... H. Kjerstad and C. Opitz at #6 Vanderbilt, April 14, 2019  
 5 Hits in a game..... Andy Wilkins at No. 9 Oklahoma (Norman Regional), May 31, 2009  
 6 Hits in a game..... Jeremy Jackson vs. Northeastern (Okla.), April 16, 1997

2 Hits in an inning..... Casey Opitz vs. Eastern Illinois, Feb. 16, 2019

2 Doubles in a game..... Trevor Ezell at #6 Vanderbilt, April 14, 2019  
 3 Doubles in a game..... Zack Plunkett vs. Northwestern St., April 23, 2019  
 4 Doubles in a game..... Rodney Nye vs. La. Tech, March 31, 1998  
 2 Triples in a game..... Jax Biggers vs. Auburn (SEC Tournament), May 25, 2017

Led off a game with a HR..... Casey Martin at Alabama, March 24, 2019  
 2 Home runs in a game..... Heston Kjerstad vs. Oral Roberts, April 9, 2019  
 3 Home runs in a game..... Chad Spanberger vs. Auburn (SEC Tournament), May 26, 2017  
 Grand Slam..... Dominic Fletcher vs. Northwestern State, April 24, 2019  
 HR in consecutive AB..... Jack Kenley vs. Stony Brook, March 2, 2019  
 HR in 4 straight games..... Aaron Murphree vs. OSU, So. Dakota St. & Siena, March 2-8, 2008  
 HR in 5 straight games..... Aaron Murphree vs. OSU, So. Dakota St. & Siena, March 2-8, 2008  
 HR in 6 straight games..... Aaron Murphree vs. OSU, So. Dakota St. & Siena, March 2-9, 2008  
 Pinch-hit home run..... Evan Lee at Mississippi State, April 21, 2018  
 Inside the park home run..... Casey Martin vs. Louisiana Tech, March 10, 2019  
 Back-to-Back Home Runs..... H. Kjerstad and J. Kenley vs. Northwestern St., April 23, 2019

4 Runs in a game..... Trevor Ezell vs. Ark. - Pine Bluff, April 16, 2019  
 5 Runs in a game..... Eric Cole vs South Carolina (NCAA Super), June 11, 2018  
 6 Runs in a game..... Jeremy Jackson vs. Northeastern (Okla.), April 16, 1997

4 RBI in a game..... Dominic Fletcher vs. Northwestern State, April 24, 2019  
 5 RBI in a game..... Dominic Fletcher vs. Ark.- Pine Bluff, April 16, 2019  
 6 RBI in a game..... Casey Martin vs. Dayton, Feb. 28, 2018  
 7 RBI in a game..... Chad Spanberger vs. Auburn (SEC Tournament), May 25, 2017  
 8 RBI in a game..... Rodney Nye vs. ORU, April 14, 1999  
 9 RBI in a game..... Ryan Lundquist vs. Central Missouri St., March 4, 1997

2 Stolen bases in a game..... Jack Kenley vs. Stony Brook, March 1, 2019  
 3 Stolen bases in a game..... Andrew Benintendi vs Stephen F. Austin, April 15, 2015  
 4 Stolen bases in a game..... Kacey Murphree vs. Ole Miss, May 19, 2007  
 Stole home..... Bobby Wernes vs. Ole Miss, March 28, 2015

2 Errors in a game..... Casey Martin vs. Oral Roberts, April 9, 2019  
 3 Errors in a game..... Bobby Wernes, at LSU, April 12, 2014  
 4 Errors in a game..... Chris Shaddy vs. TCU, April 27, 1980

9-Inning no-hitter..... Scott Roehl vs. Kansas St., March 20, 2001  
 9-Inning combined no-hitter..... Nick Schmidt (6.0), Brian McLelland (1.0) & Devin Collis (2.0)  
 .....vs. Oklahoma State, February 12, 2006  
 7-inning combined no-hitter..... D. Taccolini (2.0), M. Cronin (3.0), & J. Alberius (2)  
 .....vs. Auburn (SEC Tournament), May 25, 2017

1-Hitter..... Trevor Stephan (7.0) at Tennessee, May 6, 2017  
 1-Hitter combined..... P. Wicklander (5.0 IP, 1 H), K. Ramage (1.0 IP), J. Kostyshock (1.0 IP),  
 .....K. Koppes (1.0 IP), M. Cronin (1.0 IP)

2-Hitter..... Kacey Murphy vs. Florida (SEC Tournament), May 27, 2017  
 2-Hitter combined..... I. Campbell (7.0 IP, 2 H), J. Kostyshock (1.0 IP, 0 H), M. Cronin (1.0 IP, 0 H)  
 3-Hitter..... Ryne Stanek (9.0 IP), at No. 6 South Carolina, March 23, 2013

3-Hitter combined..... Isaiah Campbell (5.0 IP, 2 H) and Matt Cronin (2.0 IP, 1 H) vs. S. Carolina, April 14, 2018  
 Complete game..... Kacey Murphy vs. Florida (SEC Tournament), May 27, 2017  
 Complete-game shutout..... Kacey Murphy vs. Florida (SEC Tournament), May 27, 2017

10-inning or more start..... Dominic Taccolini at #12 Kentucky (10 innings), April 22, 2016  
 Had 10 strikeouts..... Isaiah Campbell vs. #2 Mississippi State, April 18, 2019  
 Had 11 strikeouts..... Isaiah Campbell vs. Missouri, March 15, 2019

Had 12 strikeouts..... Trevor Stephan vs. Oral Roberts (NCAA Regional), June 2, 2017  
 Had 13 strikeouts..... Isaiah Campbell vs. Stony Brook, March 1, 2019  
 Had 14 strikeouts..... David Walling vs. South Carolina, May 16, 1999

Had 15 strikeouts..... Nick Schmidt vs. Auburn, May 18, 2006  
 Had 16 strikeouts..... David Walling vs. Eastern Illinois, Feb. 20, 1998  
 Had 17 strikeouts..... Jess Todd vs. South Carolina (SEC Tournament), May 24, 2007

### THE LAST TIME AN ARKANSAS TEAM...

Scored 10 runs.....vs. #2 Mississippi State, April 20, 2019  
 Scored 11 runs.....at #9 Texas, March 19, 2019  
 Scored 12 runs.....vs. #2 Mississippi State, April 19, 2019  
 Scored 13 runs.....vs. South Carolina (SEC Tournament), May 23, 2018  
 Scored 14 runs.....at #6 Vanderbilt, April 14, 2019  
 Scored 15 runs.....vs. Oral Roberts, April 9, 2019  
 Scored 16 runs.....vs. Ark.- Pine Bluff, April 16, 2019  
 Scored 17 runs.....vs. Villanova, February 19, 2012  
 Scored 18 runs.....vs. Dayton, Feb. 28, 2018  
 Scored 19 runs.....vs. Northwestern State, April 23, 2019  
 Scored 20 runs.....vs. Mississippi Valley State, Feb. 24, 2016  
 Scored 21 runs.....vs. Mississippi Valley State, Feb. 23, 2016  
 Scored 22 runs.....vs. Louisiana Tech, Feb. 14, 2004  
 Scored 23 runs.....Never  
 Scored 24 runs.....Missouri Southern, Feb. 11, 1998  
 Scored 25 runs.....Missouri Southern, Feb. 4, 2001  
 Scored 26 runs.....vs. Iowa (in Arlington, Texas), Feb. 14, 1997  
 Scored 27 runs.....Never  
 Scored 28 runs.....vs. Wisconsin-Milwaukee (2), Feb. 18, 2007  
 Scored 29 runs.....Morningside, April 6, 1968  
 Scored 30 runs.....Evan Lee at Mississippi State, April 21, 2018  
 Scored 31-32 runs.....32 vs. Bucknell, Feb. 17, 2018  
 Scored 33 + runs.....33 vs. Southwest Baptist, March 21, 1984

Had 14 hits.....vs. Oral Roberts, April 9, 2019  
 Had 15 hits.....at Alabama, March 22, 2019  
 Had 16 hits.....vs. Ark.- Pine Bluff, April 16, 2019  
 Had 17 hits.....vs. No. 13 Auburn, April 7, 2018  
 Had 18 hits.....vs. Eastern Illinois, Feb. 16, 2019  
 Had 19 hits.....vs. Northwestern State, April 23, 2019  
 Had 20 hits.....vs. Dayton, Feb. 28, 2018  
 Had 21 hits.....Kentucky, April 28, 2001  
 Had 22 hits.....at #6 Vanderbilt, April 14, 2019  
 Had 23 hits.....Centenary, March 31, 1999  
 Had 24 hits.....Georgia, March 17, 2001  
 Had 25 hits.....at Centenary, March 23, 2005  
 Had 26-29 hits.....28 at South Carolina, March 30, 1997  
 Had 30 hits.....vs. Saint Louis, April 7, 2010  
 Had 31+ hits.....32 vs. Southwest Baptist, March 21, 1984

Hit four or more home runs in a game.....6 - Jared Gates, Luke Bonfield, Carson Shaddy, Dominic Fletcher, Grant Koch, Casey Martin vs. Bucknell, Feb. 17, 2018  
 .....5 - Fletcher, Kjerstad, Kenley, McFarland, Washington vs. Northwestern St., April 23, 2019  
 .....5 - Biggers, Martin, Bonfield, Shaddy (2) vs. No. 4 Kentucky, March 17, 2018  
 .....4 - Kjerstad (2), Shaddy, Biggers vs. Oral Roberts (NCAA Regional), June 1, 2018  
 .....4 - Casey Martin, Jordan McFarland (2), Carson Shaddy vs. Kent State, March 11, 2018  
 .....4 - E. Cole, H. Kjerstad, D. Fletcher, G. Koch at #4 Ole Miss, March 31, 2018  
 .....4 - T. Ezell, H. Kjerstad, C. Franklin, J. Kenley vs. E. Illinois, Feb. 16, 2019

4 Errors in a game.....vs. Little Rock, April 2, 2019  
 5 Errors in a game.....vs. South Carolina (SEC Tournament), May 23, 2018  
 6 Errors in a game.....vs. Eastern Illinois, March 5, 2016  
 7 Errors in a game.....vs. La. Tech, March 20, 2001

Was Shutout.....at Alabama, March 23, 2019  
 Was Shutout Back-to-Back.....vs. LSU, April 23-24, 2005 (7-0, 6-0)  
 Held to 1 hit.....vs. Missouri State, May 17, 2016  
 Held to 2 hits.....vs. Oregon State, June 28, 2018  
 Held to 3 hits.....vs. LSU, May 26, 2018 (2-1)  
 Did not strikeout.....vs. Eastern Illinois, Feb. 16, 2019

Swept an SEC Home Series (three games).....vs. #2 Mississippi State, April 18-20, 2019  
 Swept an SEC Road Series (three games).....at Alabama, April 30-May 2, 2015  
 Was Swept in SEC Home Series.....vs. Alabama, May 13-15, 2016  
 Was Swept in SEC Road Series.....at Mississippi State, April 20-21, 2018  
 Swept a Non-conference Home Series.....vs. Western Illinois, March 12-13, 2019  
 Swept a Non-conference Road Series.....at McNeese State, March 23-24, 2010  
 Was Swept in a Non-conference Home Series.....Gonzaga, March 10-11, 2015  
 Was Swept in a Non-conference Road Series.....at Nebraska, April 16, 2013  
 Won a Non-conference Home Series.....vs. Western Illinois, March 13-14, 2019  
 Lost a Non-conference Home Series.....vs. South Alabama, February 28-March 1, 2014  
 Lost a Non-conference Road Series.....at Nebraska, April 16, 2013  
 Back-to-Back Shutouts.....UK (1-0) April 22 and UK (2-0) April 22-23, 2016  
 Most Consecutive Shutouts.....4 vs. Wisconsin (March 15-16, 1980)  
 Shut out an opponent at home.....vs. Missouri (2-0), March 15, 2019  
 Shut out an opponent on the road.....at #15 Auburn (8-0), April 6, 2019  
 Shut out an SEC opponent at home.....vs. Missouri (2-0), March 15, 2019  
 Shut out an SEC opponent on the road.....at #15 Auburn (8-0), April 6, 2019



2019 RECORD: 31-11 • HOME: 22-5 • AWAY: 9-6 • NEUTRAL: 0-0 • SEC: 12-6 • NCAA TOURNAMENT: 0-0

Date	Opponent	AB	R	H	RBI	2B	3B	HR	BB	IBB	SB	CS	HBP	SAC	SF	GDP	K	PO	A	E	Avg
Feb 16, 2019	EASTERN ILLINOIS	38	15	18	15	5	0	4	7	0	2	1	0	0	1	2	0	27	13	0	.474
Feb 16, 2019	EASTERN ILLINOIS	37	12	14	12	3	0	0	4	0	2	0	0	1	2	0	12	27	9	3	.427
Feb 17, 2019	EASTERN ILLINOIS	26	3	6	3	1	0	0	8	1	0	0	0	3	1	1	4	27	7	0	.376
Feb 21, 2019	at USC	33	6	8	5	2	0	0	7	0	3	1	0	0	1	1	10	27	5	1	.343
Feb 22, 2019	at USC	35	8	8	8	2	1	1	8	1	5	0	1	0	0	0	11	27	14	2	.320
Feb 23, 2019	at USC	42	4	11	3	3	0	1	2	1	3	0	0	0	0	0	12	29	11	1	.308
Feb 27, 2019	MEMPHIS	32	10	8	9	0	0	0	9	0	5	0	1	0	1	0	6	27	7	0	.300
Mar 01, 2019	STONY BROOK	28	3	6	2	2	1	0	2	0	2	1	0	0	0	1	4	27	5	0	.292
Mar 01, 2019	STONY BROOK	30	4	7	3	2	0	0	3	0	3	0	0	1	1	0	6	27	9	2	.286
Mar 02, 2019	STONY BROOK	40	15	15	14	2	1	4	6	0	1	0	1	0	0	0	6	27	10	2	.296
Mar 06, 2019	CHARLOTTE	29	9	9	8	1	1	2	7	0	0	0	2	2	1	0	6	27	11	1	.297
Mar 08, 2019	LOUISIANA TECH	28	4	6	4	1	0	0	6	0	0	0	2	1	0	1	7	27	6	0	.291
Mar 09, 2019	LOUISIANA TECH	41	7	15	7	3	0	2	3	0	0	0	0	0	1	0	12	27	11	2	.298
Mar 10, 2019	LOUISIANA TECH	33	11	12	10	1	1	1	5	0	3	0	0	1	1	1	7	27	6	1	.303
Mar 12, 2019	WESTERN ILLINOIS	31	8	11	8	1	1	2	4	0	2	0	3	0	2	1	7	27	7	2	.306
Mar 13, 2019	WESTERN ILLINOIS	32	11	12	9	3	0	0	8	1	2	1	4	2	1	0	8	24	12	0	.310
Mar 15, 2019	MISSOURI	28	2	5	2	3	0	0	3	0	1	0	1	1	1	0	8	27	6	1	.304
Mar 16, 2019	MISSOURI	26	4	6	3	0	0	0	2	0	2	0	2	1	1	2	10	27	9	1	.301
Mar 17, 2019	MISSOURI	30	3	5	2	0	0	1	1	0	1	0	0	0	0	0	5	27	7	1	.294
Mar 19, 2019	at Texas	37	11	11	10	3	0	2	6	0	2	1	0	0	0	0	7	27	9	0	.294
Mar 20, 2019	at Texas	33	6	9	5	3	0	0	4	0	1	1	4	3	0	1	8	24	12	1	.293
Mar 22, 2019	at Alabama	40	12	15	12	3	0	3	1	0	0	0	2	0	0	0	14	27	6	0	.298
Mar 23, 2019	at Alabama	29	0	4	0	1	0	0	4	0	0	1	0	0	0	1	4	24	8	1	.292
Mar 24, 2019	at Alabama	38	10	14	8	4	0	2	4	0	4	0	2	1	1	1	9	27	12	3	.295
Mar 26, 2019	at Missouri State	35	8	10	8	0	0	1	6	0	2	0	1	1	0	1	10	27	8	1	.295
Mar 29, 2019	OLE MISS	32	5	8	5	2	0	0	4	0	0	0	0	1	0	0	9	27	8	1	.293
Mar 30, 2019	OLE MISS	30	3	6	3	3	0	2	5	0	0	1	1	0	0	2	12	27	9	0	.290
Mar 31, 2019	OLE MISS	35	5	11	4	1	0	1	2	0	0	1	0	0	0	2	8	27	10	1	.291
Apr 02, 2019	LITTLE ROCK	36	7	13	7	1	0	1	8	0	1	0	2	1	1	0	8	27	10	4	.294
Apr 05, 2019	at Auburn	34	3	8	3	1	1	1	2	0	0	0	0	0	1	0	13	24	10	0	.292
Apr 05, 2019	at Auburn	58	9	14	9	3	1	2	11	2	0	1	1	1	1	0	20	45	24	2	.289
Apr 06, 2019	at Auburn	34	8	10	8	2	0	1	9	0	3	1	0	0	0	0	3	27	9	0	.289
Apr 09, 2019	ORAL ROBERTS	39	15	14	14	5	0	3	13	0	0	0	0	0	1	0	9	27	7	3	.291
Apr 12, 2019	at Vanderbilt	33	2	7	2	1	0	0	4	0	0	0	1	0	0	1	13	24	4	0	.289
Apr 13, 2019	at Vanderbilt	33	2	7	1	3	0	0	1	0	0	0	0	0	0	1	9	24	11	1	.287
Apr 14, 2019	at Vanderbilt	47	14	22	14	6	1	1	6	0	0	0	0	0	1	1	7	27	11	1	.294
Apr 16, 2019	ARK. - PINE BLUFF	34	16	16	16	1	2	3	8	0	2	0	1	0	0	0	4	21	8	2	.299
Apr 18, 2019	MISSISSIPPI ST.	31	5	9	5	2	0	1	2	0	0	1	0	1	0	0	10	27	9	0	.298
Apr 19, 2019	MISSISSIPPI ST.	35	12	12	11	0	1	1	16	0	0	0	0	0	0	2	10	27	9	1	.300
Apr 20, 2019	MISSISSIPPI ST.	34	10	10	8	2	0	1	4	0	0	0	1	0	0	1	7	27	12	1	.299
Apr 23, 2019	NORTHWESTERN ST.	42	19	19	17	6	1	5	10	0	1	0	1	0	1	0	6	24	9	1	.304
Apr 24, 2019	NORTHWESTERN ST.	36	7	10	7	2	1	1	5	0	1	0	0	0	1	0	12	27	14	2	.303
	<b>Totals</b>	<b>1454</b>	<b>328</b>	<b>441</b>	<b>304</b>	<b>90</b>	<b>14</b>	<b>50</b>	<b>230</b>	<b>6</b>	<b>54</b>	<b>12</b>	<b>34</b>	<b>22</b>	<b>23</b>	<b>24</b>	<b>353</b>	<b>1127</b>	<b>394</b>	<b>45</b>	<b>.303</b>





## || GAME-BY-GAME PITCHING

2019 RECORD: 31-11 • HOME: 22-5 • AWAY: 9-6 • NEUTRAL: 0-0 • SEC: 12-6 • NCAA TOURNAMENT: 0-0

Date	Opponent	IP	H	R	ER	BB	SO	2B	3B	HR	WP	BK	HBP	DP	IBB	Score	W	L	SV	ERA
Feb 16, 2019	EASTERN ILLINOIS	9.0	11	7	7	2	8	2	0	1	0	1	0	1	0	15-7	1	0	0	7.00
Feb 16, 2019	EASTERN ILLINOIS	9.0	9	3	0	3	12	0	0	0	0	0	0	2	0	12-3	2	0	0	3.50
Feb 17, 2019	EASTERN ILLINOIS	9.0	7	2	2	3	8	2	0	0	0	0	0	1	0	3-2	3	0	0	3.00
Feb 21, 2019	at USC	9.0	4	3	3	4	14	1	0	0	0	0	3	1	0	6-3	4	0	1	3.00
Feb 22, 2019	at USC	9.0	9	6	3	2	6	1	0	0	0	0	0	2	0	8-6	5	0	2	3.00
Feb 23, 2019	at USC	9.2	9	6	6	2	7	1	0	2	0	0	0	0	0	4-6	5	1	2	3.46
Feb 27, 2019	MEMPHIS	9.0	6	3	3	2	12	2	0	2	1	0	2	1	0	10-3	6	1	2	3.39
Mar 01, 2019	STONY BROOK	9.0	6	1	1	2	18	1	0	1	0	0	0	0	0	3-1	7	1	3	3.10
Mar 01, 2019	STONY BROOK	9.0	8	3	3	2	11	1	0	1	1	0	0	0	0	4-3	8	1	4	3.09
Mar 02, 2019	STONY BROOK	9.0	10	7	7	7	10	2	0	0	2	0	2	1	0	15-7	9	1	4	3.47
Mar 06, 2019	CHARLOTTE	9.0	3	2	2	6	14	0	0	0	0	0	0	1	0	9-2	10	1	4	3.34
Mar 08, 2019	LOUISIANA TECH	9.0	7	2	2	1	14	1	0	0	0	0	1	1	0	4-2	11	1	5	3.23
Mar 09, 2019	LOUISIANA TECH	9.0	11	12	7	2	9	2	0	3	1	0	4	0	0	7-12	11	2	5	3.52
Mar 10, 2019	LOUISIANA TECH	9.0	3	0	0	3	16	0	0	0	0	0	1	1	0	11-0	12	2	5	3.27
Mar 12, 2019	WESTERN ILLINOIS	9.0	1	0	0	3	14	0	0	0	0	0	0	0	0	8-0	13	2	5	3.05
Mar 13, 2019	WESTERN ILLINOIS	8.0	4	1	1	1	10	0	0	0	0	0	1	2	0	11-1	14	2	5	2.94
Mar 15, 2019	MISSOURI	9.0	2	0	0	3	15	0	0	0	2	0	0	0	0	2-0	15	2	6	2.77
Mar 16, 2019	MISSOURI	9.0	7	3	3	1	6	2	0	0	0	0	0	0	0	4-3	16	2	7	2.78
Mar 17, 2019	MISSOURI	9.0	5	2	2	3	11	0	0	1	1	0	2	0	0	3-2	17	2	7	2.74
Mar 19, 2019	at Texas	9.0	6	4	4	2	9	2	0	1	0	0	0	0	0	11-4	18	2	7	2.81
Mar 20, 2019	at Texas	8.0	6	7	6	14	5	1	0	0	1	0	4	1	0	6-7	18	3	7	2.97
Mar 22, 2019	at Alabama	9.0	7	3	3	3	8	1	0	0	2	0	1	0	0	12-3	19	3	7	2.97
Mar 23, 2019	at Alabama	8.0	9	10	10	7	2	1	0	1	2	0	0	0	0	0-10	19	4	7	3.30
Mar 24, 2019	at Alabama	9.0	5	2	1	5	10	0	0	0	1	0	0	0	0	10-2	20	4	7	3.20
Mar 26, 2019	at Missouri State	9.0	7	2	2	3	10	0	0	0	1	0	2	1	0	8-2	21	4	7	3.15
Mar 29, 2019	OLE MISS	9.0	6	3	3	4	8	2	0	1	0	0	0	0	0	5-3	22	4	8	3.15
Mar 30, 2019	OLE MISS	9.0	12	4	4	1	5	2	0	2	0	0	0	1	0	3-4	22	5	8	3.18
Mar 31, 2019	OLE MISS	9.0	14	10	10	12	6	2	0	1	1	0	2	1	0	5-10	22	6	8	3.42
Apr 02, 2019	LITTLE ROCK	9.0	16	17	10	6	8	4	0	1	2	0	3	0	0	7-17	22	7	8	3.65
Apr 05, 2019	at Auburn	8.0	11	6	6	3	5	3	0	0	0	0	0	0	0	3-6	22	8	8	3.75
Apr 05, 2019	at Auburn	15.0	11	6	4	9	12	4	0	1	4	0	3	1	2	9-6	23	8	8	3.67
Apr 06, 2019	at Auburn	9.0	5	0	0	4	10	1	0	0	1	0	1	1	0	8-0	24	8	9	3.56
Apr 09, 2019	ORAL ROBERTS	9.0	10	8	7	4	7	1	1	2	2	1	1	0	0	15-8	25	8	9	3.66
Apr 12, 2019	at Vanderbilt	8.0	6	3	3	0	10	3	1	0	1	0	0	1	0	2-3	25	9	9	3.66
Apr 13, 2019	at Vanderbilt	8.0	12	12	12	7	8	1	0	2	0	0	1	1	0	2-12	25	10	9	3.91
Apr 14, 2019	at Vanderbilt	9.0	12	12	12	11	9	2	0	4	1	0	2	0	0	14-12	26	10	10	4.13
Apr 16, 2019	ARK. - PINE BLUFF	7.0	9	4	3	8	8	0	0	0	0	0	0	0	0	16-4	27	10	10	4.12
Apr 18, 2019	MISSISSIPPI ST.	9.0	6	3	3	1	13	1	0	2	1	0	1	0	0	5-3	28	10	11	4.09
Apr 19, 2019	MISSISSIPPI ST.	9.0	5	5	5	5	11	0	0	1	0	0	1	0	0	12-5	29	10	11	4.12
Apr 20, 2019	MISSISSIPPI ST.	9.0	6	2	2	3	6	0	0	0	2	0	0	0	0	10-2	30	10	11	4.07
Apr 23, 2019	NORTHWESTERN ST.	8.0	8	2	2	2	8	2	0	0	0	0	0	1	0	19-2	31	10	11	4.03
Apr 24, 2019	NORTHWESTERN ST.	9.0	10	10	10	5	9	2	0	3	2	1	0	0	0	7-10	31	11	11	4.17
	<b>Totals</b>	<b>375.2</b>	<b>322</b>	<b>198</b>	<b>174</b>	<b>171</b>	<b>402</b>	<b>53</b>	<b>2</b>	<b>33</b>	<b>32</b>	<b>3</b>	<b>38</b>	<b>23</b>	<b>2</b>	<b>328-198</b>	<b>31</b>	<b>11</b>	<b>11</b>	<b>4.17</b>



## TEAM GAME HIGHS (2019)

### Team Batting

At bats:	58	at Auburn (Apr 05, 2019)
Runs scored:	19	vs Northwestern St. (Apr 23, 2019)
Hits:	22	at Vanderbilt (Apr 14, 2019)
RBI's:	17	vs Northwestern St. (Apr 23, 2019)
Doubles:	6	at Vanderbilt (Apr 14, 2019)
	6	vs Northwestern St. (Apr 23, 2019)
Triples:	2	vs Ark.- Pine Bluff (Apr 16, 2019)
Home runs:	5	vs Northwestern St. (Apr 23, 2019)
Total bases:	42	vs Northwestern St. (Apr 23, 2019)
Walks:	16	vs Mississippi St. (Apr 19, 2019)
Strikeouts:	20	at Auburn (Apr 05, 2019)
Sac hits:	3	vs Eastern Illinois (Feb 17, 2019)
	3	at Texas (Mar 20, 2019)
Sac flies:	2	vs Eastern Illinois (Feb 16, 2019)
	2	vs Western Illinois (Mar 12, 2019)
Stolen bases:	5	at USC (Feb 22, 2019)
	5	vs Memphis (Feb 27, 2019)
Hit by pitch:	4	vs Western Illinois (Mar 13, 2019)
	4	at Texas (Mar 20, 2019)
Caught stealing:	1	(12 games )
Runners LOB:	18	at Auburn (Apr 05, 2019)
Hit into DP:	3	vs Eastern Illinois (Feb 16, 2019)

### Fielding

Putouts:	45	at Auburn (Apr 05, 2019)
Assists:	24	at Auburn (Apr 05, 2019)
Errors:	4	vs Little Rock (Apr 02, 2019)
Passed balls:	1	at Alabama (Mar 22, 2019)
	1	vs Little Rock (Apr 02, 2019)
DPs turned:	2	vs Eastern Illinois (Feb 16, 2019)
	2	at USC (Feb 22, 2019)
	2	vs Western Illinois (Mar 13, 2019)

### Pitching

Innings pitched:	15.0	at Auburn (Apr 05, 2019)
Runs allowed:	17	vs Little Rock (Apr 02, 2019)
Earned runs:	12	at Vanderbilt (Apr 13, 2019)
	12	at Vanderbilt (Apr 14, 2019)
Walks allowed:	14	at Texas (Mar 20, 2019)
Strikeouts:	18	vs Stony Brook (Mar 01, 2019)
Hits allowed:	16	vs Little Rock (Apr 02, 2019)
Doubles allowed:	4	vs Little Rock (Apr 02, 2019)
	4	at Auburn (Apr 05, 2019)
Triples allowed:	1	vs Oral Roberts (Apr 09, 2019)
	1	at Vanderbilt (Apr 12, 2019)
Homers allowed:	4	at Vanderbilt (Apr 14, 2019)
Wild pitches:	4	at Auburn (Apr 05, 2019)
Hit batters:	4	vs Louisiana Tech (Mar 09, 2019)
	4	at Texas (Mar 20, 2019)

## INDIVIDUAL GAME HIGHS (2019)

### Individual Batting

At bats:	8	Heston Kjerstad at Auburn (Apr 05, 2019)
Runs scored:	4	Trevor Ezell vs Ark.- Pine Bluff (Apr 16, 2019)
Hits:	4	(5 games )
RBI's:	5	Jack Kenley vs Stony Brook (Mar 02, 2019)
	5	Heston Kjerstad vs Oral Roberts (Apr 09, 2019)
	5	Dominic Fletcher vs Ark.- Pine Bluff (Apr 16, 2019)
Doubles:	3	Zack Plunkett vs Northwestern St. (Apr 23, 2019)
Triples:	1	(14 games )
Home runs:	2	Jack Kenley vs Stony Brook (Mar 02, 2019)
	2	Heston Kjerstad vs Oral Roberts (Apr 09, 2019)
Total bases:	9	Heston Kjerstad vs Western Illinois (Mar 12, 2019)
Walks:	3	(9 games )
Strikeouts:	4	(4 games )
Sac hits:	2	Jacob Nesbit vs Eastern Illinois (Feb 17, 2019)
Sac flies:	1	(23 games )
Stolen bases:	2	(4 games )
Hit by pitch:	2	Heston Kjerstad vs Western Illinois (Mar 13, 2019)
	2	Jack Kenley at Texas (Mar 20, 2019)
Caught stealing:	1	(12 games )
Runners LOB:	6	Jack Kenley vs Missouri (Mar 15, 2019)

### Fielding

Putouts:	20	Trevor Ezell at Auburn (Apr 05, 2019)
Assists:	7	Jack Kenley vs Eastern Illinois (Feb 16, 2019)
Errors:	2	(4 games )
Passed balls:	1	Casey Opitz at Alabama (Mar 22, 2019)
	1	Zack Plunkett vs Little Rock (Apr 02, 2019)

### Pitching

Innings pitched:	7.2	Isaiah Campbell at Vanderbilt (Apr 12, 2019)
	7.2	Isaiah Campbell vs Mississippi St. (Apr 18, 2019)
	7.2	Connor Noland vs Mississippi St. (Apr 20, 2019)
Runs allowed:	7	Kole Ramage at Vanderbilt (Apr 13, 2019)
Earned runs:	7	Kole Ramage at Vanderbilt (Apr 13, 2019)
Walks allowed:	5	Cody Scroggins vs Ole Miss (Mar 31, 2019)
	5	Kole Ramage at Auburn (Apr 05, 2019)
Strikeouts:	13	Isaiah Campbell vs Stony Brook (Mar 01, 2019)
Hits allowed:	7	(4 games )
Doubles allowed:	3	Isaiah Campbell at Vanderbilt (Apr 12, 2019)
Triples allowed:	1	Marshall Denton vs Oral Roberts (Apr 09, 2019)
	1	Isaiah Campbell at Vanderbilt (Apr 12, 2019)
Homers allowed:	2	Kole Ramage at Vanderbilt (Apr 13, 2019)
Wild pitches:	2	Evan Taylor vs Stony Brook (Mar 02, 2019)
	2	Kole Ramage at Auburn (Apr 05, 2019)
Hit batters:	2	(6 games )

### CAREER HIGHS

Category	High	Opponent (Last)	Date
Innings	4.0	at San Diego State	2/24/18
Longest Start	--	--	--
Shortest Start	--	--	--
Longest Relief	4.0	at San Diego State	2/24/18
Hits	4	No. 4 Kentucky	3/16/18
Runs	3	2x (vs. Oregon St.)	6/27/18
Earned Runs	3	2x (vs. Oregon St.)	6/27/18
Walks	3	vs. Auburn	5/25/17
Strikeouts	6	vs. Auburn	5/25/17

### CRONIN'S CAREER APPEARANCES

Matt Cronin 2019 Game-By-Game (Junior)

(15 Appearances, 0 Starts)							
Date	Opponent	IP	H	R-ER	BB	K	Result
2/17/19	Eastern Illinois	1.2	1	0-0	1	1	W, 1-0
2/21/19	at USC	1.1	0	0-0	0	4	S, 1
2/22/19	at USC	1.0	0	0-0	0	1	S, 2
3/1/19	Stony Brook	1.0	2	0-0	1	3	S, 3
3/8/19	Louisiana Tech	1.0	0	0-0	1	1	S, 4
3/12/19	Western Illinois	1.0	0	0-0	1	2	ND
3/15/19	Missouri	1.0	0	0-0	1	3	S, 5
3/16/19	Missouri	1.0	0	0-0	0	1	S, 6
3/24/19	at Alabama	1.0	0	0-0	0	2	ND
3/26/19	at Missouri St.	1.0	0	0-0	0	0	ND
3/29/19	#21 Ole Miss	1.2	1	1-1	1	3	S, 7
4/5/19	at #15 Auburn	1.2	1	0-0	2	3	ND
4/14/19	at #6 Vanderbilt	1.2	2	2-2	2	1	ND
4/18/19	#2 Mississippi St.	1.1	1	1-1	1	3	S, 8
4/24/19	Northwestern St.	0.1	1	1-1	0	1	ND
<b>TOTALS</b>	<b>15 G, 0 GS</b>	<b>17.2</b>	<b>9</b>	<b>5-5</b>	<b>11</b>	<b>29</b>	<b>1-0 (8 SV)</b>

Matt Cronin 2018 Game-By-Game (Sophomore)

(25 Appearances, 0 Starts)							
Date	Opponent	IP	H	R-ER	BB	K	Result
2/18/18	Bucknell	1.0	1	0-0	0	1	W, 1-0
2/21/18	vs. Arizona	2.1	0	0-0	1	3	S, 1
2/24/18	at San Diego St.	4.0	0	0-0	0	5	W, 2-0
3/3/18	USC	2.2	2	2-2	2	2	ND
3/9/18	Kent State	1.0	0	0-0	0	1	ND
3/14/18	Texas	1.2	1	0-0	0	2	S, 2
3/16/18	#4 Kentucky	2.2	4	2-2	0	4	S, 3
3/23/18	at #2 Florida	2.0	1	0-0	0	4	S, 4
3/25/18	at #2 Florida	1.2	1	1-1	0	0	ND
3/29/18	at #4 Ole Miss	3.0	1	0-0	1	5	S, 5
3/31/18	at #4 Ole Miss	2.0	1	2-2	1	1	ND
4/6/18	#13 Auburn	2.2	0	0-0	0	1	S, 6
4/10/18	Grambling St.	1.0	0	0-0	0	1	S, 7
4/14/18	South Carolina	1.0	0	0-0	0	1	S, 8
4/14/18	South Carolina	2.0	1	0-0	0	1	S, 9
4/20/18	at Mississippi St.	2.0	1	3-3	3	5	L, 2-1
5/13/18	#20 Texas A&M	2.0	0	2-2	2	2	ND

5/17/18	at #13 Georgia	2.2	3	1-1	0	3	S, 10
5/25/18	vs. Florida	2.0	0	0-0	1	5	S, 11
6/3/18	Dallas Baptist	2.0	3	1-1	0	4	S, 12
6/11/18	#25 South Carolina	1.0	0	0-0	1	1	ND
6/20/18	vs. Texas Tech	1.1	2	2-2	1	2	ND
6/22/18	vs Florida	2.0	1	0-0	0	2	S, 13
6/26/18	vs. Oregon St.	1.0	0	0-0	0	2	S, 14
6/27/18	vs. Oregon St.	1.2	2	3-3	1	1	L, 2-2
<b>TOTALS</b>	<b>25 G, 0 GS</b>	<b>50.1</b>	<b>25</b>	<b>19-19</b>	<b>14</b>	<b>59</b>	<b>2-2 (14 SV)</b>

Matt Cronin 2017 Game-By-Game (Freshman)

(15 Appearances, 0 Starts)							
Date	Opponent	IP	H	R-ER	BB	K	Result
3/4/17	vs. Nebraska	1.0	0	0-0	0	2	ND
3/8/17	ULM	2.0	0	0-0	2	3	ND
3/15/17	Alcorn State	2.0	2	1-1	0	4	ND
3/22/17	New Orleans	0.0	0	1-1	1	0	ND
4/1/17	at Alabama	1.0	1	0-0	1	1	ND
4/5/17	Grand Canyon	1.0	0	0-0	0	2	ND
4/11/17	at Missouri State	1.2	1	0-0	1	2	W, 1-0
4/18/17	Memphis	1.1	2	0-0	0	2	W, 2-0
4/25/17	vs. Kansas State	3.0	2	0-0	1	5	ND
5/19/17	at #22 Texas A&M	0.1	0	0-0	0	0	ND
5/25/17	vs. Auburn	3.0	0	0-0	3	6	W, 3-0
5/28/17	vs. LSU	0.1	0	0-0	0	1	ND
6/2/17	Oral Roberts	0.1	0	0-0	0	1	ND
6/3/17	Missouri State	0.0	0	1-1	1	0	L, 3-1
6/4/17	Missouri State	1.0	0	1-1	2	2	ND
<b>TOTALS</b>	<b>15 G, 0 GS</b>	<b>18.0</b>	<b>8</b>	<b>4-4</b>	<b>12</b>	<b>31</b>	<b>3-1</b>

### 2019 TRENDS

- Has pitched at least one inning in 40 of his last 41 outings dating back to 2017.
- Has thrown 1.2 innings in three of his last five appearances, saving two games (Ole Miss and Miss. St.).
- Began the year on a 11-inning scoreless streak (Feb. 17-March 26), saving six games.
- Earned a save on consecutive days against Missouri (March 15-16). Second instance this year (USC).
- Has struck out three or more batters in three of his last five appearances.
- Just six hits allowed in last 12.2 innings
- Earned fifth win of career in first appearance of 2019 (vs. Eastern Illinois).
- Tied for 4th in SEC in saves (8).
- Tied for 3rd in SEC in games finished (12).
- Ranks 2nd on Arkansas career chart with 23 saves - 33 - Philip Stidham (1989-91).

### Matt Cronin Career Stats

Year	ERA	W	L	App	GS	CG	SHO	CBO	SV	IP	H	R	ER	BB	SO	2B	3B	HR	BF	B/Avg	WP	HBP	BK	SFA	SHA	PO	A	E	FLD%
2017	2.00	3	1	15	0	0	0	2	1	18.0	8	4	4	12	31	1	0	1	76	.136	0	3	0	0	2	0	2	0	1.000
2018	3.54	2	2	25	0	0	0	3	14	48.1	25	19	19	14	59	6	0	3	183	.154	5	1	0	4	2	0	5	0	1.000
2019	2.08	1	0	14	0	0	0	2	8	17.1	8	4	4	11	27	0	0	3	70	.138	1	1	0	0	0	0	1	0	1.000
<b>TOTAL</b>	<b>2.90</b>	<b>6</b>	<b>3</b>	<b>54</b>	<b>0</b>	<b>0</b>	<b>0</b>	<b>7</b>	<b>23</b>	<b>83.2</b>	<b>41</b>	<b>27</b>	<b>27</b>	<b>37</b>	<b>117</b>	<b>7</b>	<b>0</b>	<b>7</b>	<b>329</b>	<b>.147</b>	<b>6</b>	<b>5</b>	<b>0</b>	<b>4</b>	<b>4</b>	<b>0</b>	<b>8</b>	<b>0</b>	<b>1.000</b>

### Matt Cronin Career SEC Stats

Year	ERA	W	L	App	GS	CG	SHO	CBO	SV	IP	H	R	ER	BB	SO	2B	3B	HR	BF	B/Avg	WP	HBP	BK	SFA	SHA	PO	A	E	FLD%
2017	0.00	0	0	2	0	0	0	0	0	1.1	1	0	0	1	1	0	0	0	6	.333	0	1	0	0	1	0	0	0	.000
2018	4.18	0	1	11	0	0	0	2	7	23.2	13	11	11	7	27	2	0	2	91	.157	2	0	0	0	1	0	2	0	1.000
2019	3.86	0	0	7	0	0	0	1	4	9.1	5	4	4	7	15	0	0	3	40	.156	1	1	0	0	0	0	1	0	1.000
<b>TOTAL</b>	<b>3.93</b>	<b>0</b>	<b>1</b>	<b>20</b>	<b>0</b>	<b>0</b>	<b>0</b>	<b>3</b>	<b>11</b>	<b>34.1</b>	<b>19</b>	<b>15</b>	<b>15</b>	<b>15</b>	<b>43</b>	<b>2</b>	<b>0</b>	<b>5</b>	<b>137</b>	<b>.161</b>	<b>3</b>	<b>2</b>	<b>0</b>	<b>0</b>	<b>2</b>	<b>0</b>	<b>3</b>	<b>0</b>	<b>1.000</b>

#45 KEVIN KOPPS • R-JR • RHP • 6-0 • 195

CAREER HIGHS

Category	High	Opponent (Last)	Date
Innings	5.2	Georgia	4/15/17
Longest Start	3.1	2x (Bryant)	2/26/17
Shortest Start	2.0	2x (Missouri St.)	6/4/17
Longest Relief	5.2	Georgia	4/15/17
Hits	5	2x (Georgia)	4/15/17
Runs	3	4x (No. 21 Ole Miss)	3/31/19
Earned Runs	3	3x (No. 21 Ole Miss)	3/31/19
Walks	3	2x (at Missouri)	3/26/17
Strikeouts	5	Miami (Ohio)	2/19/17

KOPPS' CAREER APPEARANCES

Kevin Kopps 2019 Game-By-Game (R-Sophomore)  
(18 Appearances, 0 Starts)

Date	Opponent	IP	H	R-ER	BB	K	Result
2/22/19	at USC	2.2	3	0-0	0	0	ND
3/1/19	Stony Brook	1.0	1	1-1	0	2	ND
3/6/19	Charlotte	1.0	0	0-0	1	2	ND
3/8/19	Louisiana Tech	2.0	0	0-0	0	3	W, 1-0
3/12/19	Western Illinois	1.0	0	0-0	1	2	ND
3/16/19	Missouri	0.1	1	0-0	0	0	ND
3/17/19	Missouri	1.2	1	0-0	1	1	ND
3/24/19	at Alabama	1.1	0	0-0	0	4	ND
3/26/19	at Missouri St.	1.0	1	0-0	0	2	ND
3/30/19	#21 Ole Miss	1.0	2	1-1	0	0	L, 1-1
3/31/19	#21 Ole Miss	0.2	2	3-3	1	1	L, 1-2
4/5/19	at #15 Auburn-1	0.2	2	2-2	0	1	L, 1-3
4/5/19	at #15 Auburn-2	1.1	0	0-0	0	2	W, 2-3
4/9/19	Oral Roberts	2.0	2	0-0	0	2	ND
4/12/19	at #6 Vanderbilt	0.1	0	0-0	0	1	ND
4/14/19	at #6 Vanderbilt	1.0	0	0-0	0	1	ND
4/19/19	at #2 Mississippi St.	3.0	0	0-0	1	3	W, 3-3
4/23/19	Northwestern St.	1.0	3	1-1	0	1	ND
TOTALS	18 G, 0 GS	23.0	18	8-8	5	28	3-3

Kevin Kopps 2017 Game-By-Game (R-Freshman)  
(22 Appearances, 5 Starts)

Date	Opponent	IP	H	R-ER	BB	K	Result
2/19/17	Miami (Ohio)*	3.1	2	1-1	2	5	W, 1-0
2/26/17	Bryant*	3.1	4	2-2	2	2	ND
3/3/17	vs. Arizona	0.2	0	0-0	0	0	ND
3/5/17	vs. Oklahoma St.	2.1	1	0-0	1	1	ND
3/12/17	Rhode Island	3.0	1	0-0	3	3	ND
3/17/17	Mississippi St.	0.2	1	0-0	0	1	ND
3/22/17	New Orleans	1.0	0	0-0	0	1	S, 1
3/26/17	at Missouri	3.2	2	2-2	3	4	ND
4/1/17	at Alabama	3.0	5	3-3	0	4	ND
4/8/17	LSU	0.2	2	3-3	1	0	ND
4/11/17	at Missouri St.	1.0	2	1-1	0	1	W, 2-0
4/15/17	Georgia	5.2	5	0-0	2	3	ND
4/23/17	at Auburn	1.0	3	1-1	2	0	ND

4/25/17	vs. Kansas St.*	2.0	1	1-1	0	1	ND
4/28/17	Ole Miss-1	2.2	2	0-0	1	2	ND
5/4/17	at Tennessee	2.2	2	0-0	0	2	ND
5/12/17	Vanderbilt	2.0	1	0-0	0	2	W, 3-0
5/20/17	at Texas A&M	3.0	2	0-0	1	4	S, 2
5/25/17	vs. Mississippi St.	1.0	1	1-1	0	0	ND
5/28/17	vs. LSU*	3.0	3	3-1	0	1	L, 3-1
6/2/17	Oral Roberts	1.1	2	0-0	0	1	ND
6/4/17	Missouri St.*	2.0	4	2-2	0	2	ND
TOTALS	22 G, 5 GS	49.0	46	20-18	18	40	3-1 (2 SV)

2019 TRENDS

- One run allowed in last 8.2 IP (6 games).
- Has thrown 2.0 IP or more four times in 2019.
- Totaled 13 scoreless outings this season.
- One walk in last 9.1 innings (7 games).
- At least one strikeout in 11 of last 12 outings.
- Picked up first W since May 12, 2017 after throwing 2 IP vs. Louisiana Tech (March 8) in a 4-2 victory.

Kevin Kopps Career Stats

Year	ERA	W	L	App	GS	CG	SHO	CBO	SV	IP	H	R	ER	BB	SO	2B	3B	HR	BF	B/Avg	WP	HBP	BK	SFA	SHA	PO	A	E	FLD%
2016	REDSHIRT SEASON																												
2017	3.31	3	1	22	5	0	0	2	2	49.0	46	20	18	18	40	7	0	3	203	.254	5	3	0	0	1	4	7	1	.917
2018	INJURED																												
2019	3.00	3	3	19	0	0	0	2	0	24.0	19	8	8	6	29	4	0	1	98	.213	1	2	0	0	1	1	3	0	1.000
TOTAL	3.21	6	4	41	5	0	0	4	2	73.0	65	28	26	24	69	11	0	4	301	.241	6	5	0	0	2	5	10	1	.938

Kevin Kopps Career SEC Stats

Year	ERA	W	L	App	GS	CG	SHO	CBO	SV	IP	H	R	ER	BB	SO	2B	3B	HR	BF	B/Avg	WP	HBP	BK	SFA	SHA	PO	A	E	FLD%
2016	REDSHIRT SEASON																												
2017	3.24	2	0	10	0	0	0	1	1	25.0	25	9	9	10	22	4	0	1	104	.272	3	2	0	0	0	2	4	0	1.000
2018	INJURED																												
2019	4.76	2	3	10	0	0	0	0	0	11.1	8	6	6	3	14	3	0	0	46	.195	1	1	0	0	1	1	2	0	1.000
TOTAL	3.72	4	3	20	0	0	0	1	1	36.1	33	15	15	13	36	7	0	1	150	.248	4	3	0	0	1				



#35 JACOB KOSTYSHOCK • JR • RHP • 6-4 • 175

4/25/17	vs. Kansas State	1.0	1	0-0	1	1	W, 1-0
<b>TOTALS</b>	<b>6 G, 0 GS</b>	<b>5.2</b>	<b>6</b>	<b>4-4</b>	<b>6</b>	<b>6</b>	<b>1-0</b>

## 2019 TRENDS

- Made first career start in week one against Eastern Illinois (Feb. 17); Career-high five innings pitched.
- Earned his second save career after pitching the final two innings in a 4-3 win over Stony Brook (March 1).
- Has only given up two earned runs in last 3.2 innings.
- Matched a career-best three strikeouts twice this season (vs. EIU, USC).
- Has struck out at least one in nine of 12 appearances
- Matched his career-long in relief with 3.2 innings at USC (Feb. 23).

## CAREER HIGHS

Category	High	Opponent (Last)	Date
Innings	5.0	Eastern Illinois	2/17/19
Longest Start	5.0	Eastern Illinois	2/17/19
Shortest Start	5.0	Eastern Illinois	2/17/19
Longest Relief	3.2	2x (at USC)	2/23/19
Hits	7	at No. 2 Florida	3/24/18
Runs	7	at No. 2 Florida	3/24/18
Earned Runs	5	at No. 2 Florida	3/24/18
Walks	3	vs. Nebraska	3/4/17
Strikeouts	3	3x (at USC)	2/23/19

## KOSTYSHOCK'S CAREER APPEARANCES

Jacob Kostyshock 2019 Game-By-Game (Junior)  
(11 Appearances, 1 Start)

Date	Opponent	IP	H	R-ER	BB	K	Result
2/17/19	Eastern Illinois*	5.0	3	0-0	2	3	ND
2/23/19	at USC	3.2	3	1-1	0	3	ND
3/1/19	Stony Brook	2.0	1	0-0	0	2	S, 1
3/9/19	Louisiana Tech	1.1	2	3-1	0	2	L, 0-1
3/12/19	Western Illinois	1.0	0	0-0	0	1	ND
3/15/19	Missouri	1.0	0	0-0	1	1	ND
3/17/19	Missouri	2.1	1	2-2	0	3	W, 1-1
3/24/19	at Alabama	1.2	2	0-0	2	1	ND
3/29/19	#21 Ole Miss	0.1	1	0-0	1	0	ND
4/20/19	#2 Mississippi St.	0.2	1	2-2	2	0	ND
4/23/19	Northwestern St.	1.0	0	0-0	1	0	ND
<b>TOTALS</b>	<b>11 G, 1 GS</b>	<b>20.0</b>	<b>14</b>	<b>8-6</b>	<b>8</b>	<b>15</b>	<b>1-1 (1 SV)</b>

Jacob Kostyshock 2018 Game-By-Game (Sophomore)  
(9 Appearances, 0 Starts)

Date	Opponent	IP	H	R-ER	BB	K	Result
2/17/18	Bucknell	1.0	0	0-0	0	2	ND
2/25/18	at San Diego	3.0	3	0-0	0	3	ND
3/9/18	Kent State - 1	1.0	1	0-0	1	1	ND
3/9/18	Kent State - 2	0.1	1	0-0	0	0	ND
3/13/18	Texas	3.0	4	2-2	2	1	S, 1
3/21/18	at Charlotte	1.0	2	1-1	0	0	ND
3/24/18	at No. 2 Florida	3.2	7	7-5	2	2	ND
3/31/18	at No. 4 Ole Miss	0.1	1	2-2	1	0	ND
4/29/18	Alabama	0.2	0	0-0	2	1	ND
<b>TOTALS</b>	<b>9 G, 0 GS</b>	<b>14.0</b>	<b>19</b>	<b>12-10</b>	<b>8</b>	<b>10</b>	<b>0-0 (1 SV)</b>

Jacob Kostyshock 2017 Game-By-Game (Freshman)  
(6 Appearances, 0 Starts)

Date	Opponent	IP	H	R-ER	BB	K	Result
3/4/17	vs. Nebraska	0.2	2	3-3	3	2	ND
3/8/17	ULM	2.0	0	0-0	0	2	ND
3/15/17	Alcorn State	1.0	0	0-0	0	0	ND
4/4/17	Grand Canyon	0.2	3	1-1	0	1	ND
4/13/17	Georgia	0.0	0	0-0	2	0	ND

### Jacob Kostyshock Career Stats

Year	ERA	W	L	App	GS	CG	SHO	CBO	SV	IP	H	R	ER	BB	SO	2B	3B	HR	BF	B/Avg	WP	HBP	BK	SFA	SHA	PO	A	E	FLD%
2017	6.75	1	0	6	0	0	0	0	0	5.1	6	4	4	6	6	0	0	0	30	.286	1	2	0	0	1	1	1	0	1.000
2018	6.43	0	0	9	0	0	0	0	1	14.0	19	12	10	8	10	3	0	1	66	.333	2	1	0	0	0	2	2	0	1.000
2019	2.70	1	1	11	1	0	0	2	1	20.0	14	8	6	9	16	1	0	1	86	.189	2	2	0	1	0	2	3	1	.833
<b>TOTAL</b>	<b>4.58</b>	<b>2</b>	<b>1</b>	<b>26</b>	<b>1</b>	<b>0</b>	<b>0</b>	<b>2</b>	<b>2</b>	<b>39.1</b>	<b>39</b>	<b>24</b>	<b>20</b>	<b>23</b>	<b>32</b>	<b>4</b>	<b>0</b>	<b>2</b>	<b>182</b>	<b>.257</b>	<b>5</b>	<b>5</b>	<b>0</b>	<b>1</b>	<b>1</b>	<b>5</b>	<b>6</b>	<b>1</b>	<b>.917</b>

### Jacob Kostyshock Career SEC Stats

Year	ERA	W	L	App	GS	CG	SHO	CBO	SV	IP	H	R	ER	BB	SO	2B	3B	HR	BF	B/Avg	WP	HBP	BK	SFA	SHA	PO	A	E	FLD%
2017	0.00	0	0	1	0	0	0	0	0	0.0	0	0	0	2	0	0	0	0	2	.000	0	0	0	0	0	0	0	0	.000
2018	13.50	0	0	3	0	0	0	0	0	4.2	8	9	7	5	3	2	0	0	27	.381	1	1	0	0	0	1	2	0	1.000
2019	6.00	1	0	5	0	0	0	1	0	6.0	5	4	4	6	5	0	0	1	31	.208	2	1	0	0	0	0	0	0	.000
<b>TOTAL</b>	<b>9.28</b>	<b>1</b>	<b>0</b>	<b>9</b>	<b>0</b>	<b>0</b>	<b>0</b>	<b>1</b>	<b>0</b>	<b>10.2</b>	<b>13</b>	<b>13</b>	<b>11</b>	<b>13</b>	<b>8</b>	<b>2</b>	<b>0</b>	<b>1</b>	<b>60</b>	<b>.289</b>	<b>3</b>	<b>2</b>	<b>0</b>	<b>0</b>	<b>0</b>	<b>1</b>	<b>2</b>	<b>0</b>	<b>1.000</b>

#57 CODY SCROGGINS • R-JR • RHP • 6-0 • 195

CAREER HIGHS

Category	High	Opponent (Last)	Date
Innings	6.0	Louisiana Tech	3/10/19
Longest Start	6.0	Louisiana Tech	3/10/19
Shortest Start	2.0	at No. 6 Vanderbilt	4/14/19
Longest Relief	2.1	South Carolina	6/10/18
Hits	6	at No. 6 Vanderbilt	4/14/19
Runs	6	at No. 6 Vanderbilt	4/14/19
Earned Runs	6	at No. 6 Vanderbilt	4/14/19
Walks	5	No. 21 Ole Miss	3/31/19
Strikeouts	11	Louisiana Tech	3/10/19

SCROGGINS' CAREER APPEARANCES

Cody Scroggins 2019 Game-By-Game (R-Junior)  
(10 Appearances, 6 Starts)

Date	Opponent	IP	H	R-ER	BB	K	Result
2/16/19	Eastern Illinois	1.0	2	1-1	1	2	ND
2/21/19	at USC*	3.2	1	3-3	2	8	ND
3/1/19	Stony Brook*	3.1	5	3-3	1	5	ND
3/10/19	Louisiana Tech*	6.0	2	0-0	1	11	W, 1-0
3/17/19	Missouri*	5.0	3	0-0	2	7	ND
3/24/19	at Alabama*	5.0	3	2-1	3	3	W, 2-0
3/31/19	#21 Ole Miss	4.0	5	2-2	5	2	ND
4/5/19	at #15 Auburn	2.2	2	1-1	2	2	ND
4/6/19	at #15 Auburn	1.0	1	0-0	0	1	ND
4/14/19	at #6 Vanderbilt	2.0	6	6-6	4	1	ND
<b>TOTALS</b>	<b>10 G, 6 GS</b>	<b>27.2</b>	<b>28</b>	<b>18-17</b>	<b>20</b>	<b>31</b>	<b>2-0</b>

Cody Scroggins 2018 Game-By-Game (R-Sophomore)  
(16 Appearances, 0 Starts)

Date	Opponent	IP	H	R-ER	BB	K	Result
2/17/18	Bucknell	1.0	0	0-0	0	2	ND
2/21/18	vs. Arizona	0.2	1	0-0	2	2	ND
3/3/18	USC	1.0	0	0-0	0	0	ND
3/9/18	Kent State	0.0	0	1-1	1	0	ND
3/21/18	at Charlotte	0.1	0	1-0	1	1	ND
4/4/18	ULM	2.0	0	0-0	1	2	ND
4/12/18	South Carolina	1.0	0	0-0	0	1	ND
4/21/18	at Mississippi St.	0.2	0	1-1	1	0	ND
4/28/18	Alabama	0.2	1	1-1	1	2	ND
5/6/18	at LSU	1.0	2	1-1	0	1	ND
5/13/18	#20 Texas A&M	0.1	1	1-1	0	1	ND
5/18/18	at #13 Georgia	1.0	2	2-2	2	2	ND
6/1/18	Oral Roberts	1.0	2	0-0	1	1	ND
6/10/18	#25 South Carolina	2.1	1	0-0	2	2	ND
6/17/18	vs. Texas	1.0	1	1-1	2	1	ND
6/28/18	vs. Oregon St.	1.2	1	0-0	0	1	ND
<b>TOTALS</b>	<b>16 G, 0 GS</b>	<b>13.1</b>	<b>11</b>	<b>9-8</b>	<b>12</b>	<b>17</b>	<b>0-0</b>

Cody Scroggins 2017 Game-By-Game (Sophomore)  
(3 Appearances, 0 Starts)

Date	Opponent	IP	H	R-ER	BB	K	Result
2/18/17	Miami (Ohio)	1.0	1	0-0	0	1	ND

Cody Scroggins Career Stats

Year	ERA	W	L	App	GS	CG	SHO	CBO	SV	IP	H	R	ER	BB	SO	2B	3B	HR	BF	B/Avg	WP	HBP	BK	SFA	SHA	PO	A	E	FLD%
2016	5.40	0	0	4	0	0	0	0	0	3.1	3	2	2	2	1	0	0	0	14	.273	2	1	0	0	0	15	23	2	.950
2017	3.86	0	0	3	0	0	0	0	0	2.1	3	1	1	1	1	0	1	0	13	.273	1	1	0	0	0	0	0	1	.000
2018	4.60	0	0	16	0	0	0	2	0	15.2	12	9	8	12	18	2	0	1	74	.211	3	2	0	1	2	0	4	0	1.000
2019	4.54	2	0	10	7	0	0	2	0	33.2	30	18	17	21	42	5	0	3	157	.233	3	5	1	2	0	1	1	1	.667
<b>TOTAL</b>	<b>4.58</b>	<b>2</b>	<b>0</b>	<b>33</b>	<b>7</b>	<b>0</b>	<b>0</b>	<b>4</b>	<b>0</b>	<b>55.0</b>	<b>48</b>	<b>30</b>	<b>28</b>	<b>36</b>	<b>62</b>	<b>7</b>	<b>1</b>	<b>4</b>	<b>258</b>	<b>.231</b>	<b>9</b>	<b>9</b>	<b>1</b>	<b>3</b>	<b>2</b>	<b>16</b>	<b>28</b>	<b>4</b>	<b>.917</b>

Cody Scroggins Career SEC Stats

Year	ERA	W	L	App	GS	CG	SHO	CBO	SV	IP	H	R	ER	BB	SO	2B	3B	HR	BF	B/Avg	WP	HBP	BK	SFA	SHA	PO	A	E	FLD%
2016	5.40	0	0	4	0	0	0	0	0	3.1	3	2	2	2	1	0	0	0	14	.273	2	1	0	0	0	5	11	2	.889
2018	11.57	0	0	6	0	0	0	0	0	4.2	6	6	6	2	6	0	0	1	24	.300	2	1	0	0	1	0	1	0	1.000
2019	4.58	1	0	6	4	0	0	1	0	19.2	20	11	10	16	16	4	0	2	97	.256	3	2	0	1	0	1	0	1	.500
<b>TOTAL</b>	<b>5.86</b>	<b>1</b>	<b>0</b>	<b>16</b>	<b>4</b>	<b>0</b>	<b>0</b>	<b>1</b>	<b>0</b>	<b>27.2</b>	<b>29</b>	<b>19</b>	<b>18</b>	<b>20</b>	<b>23</b>	<b>4</b>	<b>0</b>	<b>3</b>	<b>135</b>	<b>.266</b>	<b>7</b>	<b>4</b>	<b>0</b>	<b>1</b>	<b>1</b>	<b>6</b>	<b>12</b>	<b>3</b>	<b>.857</b>

2/24/17	Bryant	0.0	1	1-1	1	0	ND
3/1/17	at Louisiana Tech	1.1	1	0-0	0	0	ND
<b>TOTALS</b>	<b>3 G, 0 GS</b>	<b>2.1</b>	<b>3</b>	<b>1-1</b>	<b>1</b>	<b>1</b>	<b>0-0</b>

Cody Scroggins 2016 Game-By-Game (Freshman)  
(4 Appearances, 0 Starts)

Date	Opponent	IP	H	R-ER	BB	K	Result
4/3/16	Missouri	1.0	0	0-0	0	0	ND
4/8/16	at #14 Ole Miss	1.0	0	0-0	1	1	ND
4/15/16	#2 Florida	1.0	1	1-1	1	0	ND
5/8/16	at #13 LSU	0.1	2	1-1	0	0	ND
<b>TOTALS</b>	<b>4 G, 0 GS</b>	<b>3.1</b>	<b>3</b>	<b>2-2</b>	<b>2</b>	<b>1</b>	<b>0-0</b>

2019 TRENDS

- Has thrown 4+ IP in four of seven starts.
- Has struck out at least one in 18-consecutive appearances dating back to April 28, 2018.
- Made his first career start at USC (Feb. 21) ... Struck out 8 over 3.2 innings.
- Struck out a career-high 11 in third start of year vs. La. Tech (March 10).
- Originally came to Arkansas as an INF in 2016, but became a RHP full-time in 2017 before needing Tommy John early in the 2017 season.

## 2019 TRENDS

- Earned first career win against Memphis (Feb. 17).
- Earned second career save, first of season at #15 Auburn (April 6) with career-high three innings pitched.
- Has throw 1.0 or more innings in eight of last 11 appearances.
- Given up two or less hits in 16 of 17 appearances this year.
- Only two earned runs allowed in last 7.0 innings
- At least one strikeout in seven of last eight outings

### CAREER HIGHS

Category	High	Opponent (Last)	Date
Innings	3.0	2x (at No. 15 Auburn)	4/6/19
Longest Start	--	--	--
Shortest Start	--	--	--
Longest Relief	3.0	2x (at No. 15 Auburn)	4/6/19
Hits	4	No. 21 Ole Miss	3/31/19
Runs	3	No. 21 Ole Miss	3/31/19
Earned Runs	3	No. 21 Ole Miss	3/31/19
Walks	2	at No. 6 Vanderbilt	4/14/19
Strikeouts	4	at No. 2 Florida	3/24/19

### VERMILLION'S CAREER APPEARANCES

Zebulon Vermillion 2019 Game-By-Game (Sophomore)  
(17 Appearances, 0 Starts)

Date	Opponent	IP	H	R-ER	BB	K	Result
2/16/19	Eastern Illinois	1.0	0	0-0	0	1	ND
2/17/19	Eastern Illinois	0.0	1	1-1	0	0	ND
2/21/19	at USC	0.2	1	0-0	0	0	ND
2/27/19	Memphis	2.0	1	0-0	0	1	W, 1-0
3/2/19	Stony Brook	2.0	1	0-0	1	2	W, 2-0
3/9/19	Louisiana Tech	0.2	1	0-0	1	1	ND
3/13/19	Western Illinois	1.2	0	0-0	0	2	ND
3/19/19	at #9 Texas	2.0	1	0-0	1	3	ND
3/23/19	at Alabama	1.0	2	0-0	1	0	ND
3/26/19	at Missouri St.	1.1	1	1-1	0	1	W, 3-0
3/31/19	#21 Ole Miss	1.1	4	3-3	1	1	ND
4/2/19	Little Rock	1.0	1	1-0	0	0	ND
4/5/19	at #15 Auburn	0.2	2	1-1	0	1	ND
4/6/19	at #15 Auburn	3.0	2	0-0	1	3	S, 1
4/14/19	at #6 Vanderbilt	0.2	1	1-1	2	1	W, 4-0
4/20/19	#2 Mississippi St.	0.2	1	0-0	1	1	ND
4/23/19	Northwestern St.	1.0	0	0-0	0	2	ND
<b>TOTALS</b>	<b>17 G, 0 GS</b>	<b>20.2</b>	<b>20</b>	<b>8-7</b>	<b>9</b>	<b>20</b>	<b>4-0 (1 SV)</b>

Zebulon Vermillion 2018 Game-By-Game (Freshman)  
(7 Appearances, 0 Starts)

Date	Opponent	IP	H	R-ER	BB	K	Result
2/17/18	Bucknell	1.0	3	2-2	0	1	ND
2/28/18	Dayton	3.0	3	1-0	0	3	S, 1
3/9/18	Kent State-2	1.0	0	0-0	0	1	ND
3/17/18	Kentucky-1	1.0	2	1-1	0	2	ND
3/21/18	at Charlotte	0.2	0	0-0	0	0	ND
3/24/18	at No. 2 Florida	2.1	3	1-1	0	4	ND
4/21/18	at Mississippi St.	0.1	1	1-1	0	0	ND
<b>TOTALS</b>	<b>7 G, 0 GS</b>	<b>9.1</b>	<b>12</b>	<b>6-5</b>	<b>0</b>	<b>11</b>	<b>0-0 (1 SV)</b>

### Zebulon Vermillion Career Stats

Year	ERA	W	L	App	GS	CG	SHO	CBO	SV	IP	H	R	ER	BB	SO	2B	3B	HR	BF	B/Avg	WP	HBP	BK	SFA	SHA	PO	A	E	FLD%
2018	4.82	0	0	7	0	0	0	0	1	9.1	12	6	5	0	11	1	0	0	40	.308	2	1	0	0	0	1	2	0	1.000
2019	3.05	4	0	17	0	0	0	1	1	20.2	20	8	7	8	21	6	0	1	92	.256	1	3	0	2	1	1	4	0	1.000
<b>TOTAL</b>	<b>3.60</b>	<b>4</b>	<b>0</b>	<b>24</b>	<b>0</b>	<b>0</b>	<b>0</b>	<b>1</b>	<b>2</b>	<b>30.0</b>	<b>32</b>	<b>14</b>	<b>12</b>	<b>8</b>	<b>32</b>	<b>7</b>	<b>0</b>	<b>1</b>	<b>132</b>	<b>.274</b>	<b>3</b>	<b>4</b>	<b>0</b>	<b>2</b>	<b>1</b>	<b>2</b>	<b>6</b>	<b>0</b>	<b>1.000</b>

### Zebulon Vermillion Career SEC Stats

Year	ERA	W	L	App	GS	CG	SHO	CBO	SV	IP	H	R	ER	BB	SO	2B	3B	HR	BF	B/Avg	WP	HBP	BK	SFA	SHA	PO	A	E	FLD%
2018	7.36	0	0	3	0	0	0	0	0	3.2	6	3	3	0	6	1	0	0	16	.375	1	0	0	0	0	1	1	0	1.000
2019	6.14	1	0	6	0	0	0	1	1	7.1	12	5	5	5	8	2	0	1	37	.387	0	0	0	1	0	0	2	0	1.000
<b>TOTAL</b>	<b>6.55</b>	<b>1</b>	<b>0</b>	<b>9</b>	<b>0</b>	<b>0</b>	<b>0</b>	<b>1</b>	<b>1</b>	<b>11.0</b>	<b>18</b>	<b>8</b>	<b>8</b>	<b>5</b>	<b>14</b>	<b>3</b>	<b>0</b>	<b>1</b>	<b>53</b>	<b>.383</b>	<b>1</b>	<b>0</b>	<b>0</b>	<b>1</b>	<b>0</b>	<b>1</b>	<b>3</b>	<b>0</b>	<b>1.000</b>

### #39 EVAN TAYLOR • FR • LHP • 6-4 • 235

#### CAREER HIGHS

Category	High	Opponent (Last)	Date
Innings	2.0	Western Illinois	3/13/19
Longest Start	--	--	--
Shortest Start	--	--	--
Longest Relief	2.0	Western Illinois	3/13/19
Hits	2	at No. 9 Texas	3/20/19
Runs	3	at Alabama	3/22/19
Earned Runs	3	at Alabama	3/22/19
Walks	2	3x (No. 21 Ole Miss)	3/31/19
Strikeouts	4	Western Illinois	3/13/19

#### TAYLOR'S CAREER APPEARANCES

Evan Taylor 2019 Game-By-Game (Freshman)  
(8 Appearances, 0 Starts)

Date	Opponent	IP	H	R-ER	BB	K	Result
2/27/19	Memphis	1.0	0	0-0	0	3	ND
3/2/19	Stony Brook	1.0	0	0-0	1	2	ND
3/9/19	Louisiana Tech	0.1	0	0-0	0	1	ND
3/10/19	Louisiana Tech	1.0	0	0-0	1	1	ND
3/13/19	Western Illinois	2.0	0	0-0	1	4	ND
3/20/19	at #9 Texas	1.0	2	2-2	2	1	ND
3/22/19	at Alabama	0.2	1	3-3	2	1	ND
3/31/19	#21 Ole Miss	0.0	0	0-0	2	0	ND
<b>TOTALS</b>	<b>8 G, 0 GS</b>	<b>7.0</b>	<b>3</b>	<b>5-5</b>	<b>9</b>	<b>13</b>	<b>0-0</b>

### #21 JACOB BURTON • FR • RHP • 6-0 • 185

#### CAREER HIGHS

Category	High	Opponent (Last)	Date
Innings	2.0	Eastern Illinois	2/16/19
Longest Start	--	--	--
Shortest Start	--	--	--
Longest Relief	2.0	Eastern Illinois	2/16/19
Hits	3	Eastern Illinois	2/16/19
Runs	3	Eastern Illinois	2/16/19
Earned Runs	3	Eastern Illinois	2/16/19
Walks	1	4x (Northwestern St.)	4/24/19
Strikeouts	1	5x (Northwestern St.)	4/24/19

#### BURTON'S CAREER APPEARANCES

Jacob Burton 2019 Game-By-Game (Freshman)  
(8 Appearances, 0 Starts)

Date	Opponent	IP	H	R-ER	BB	K	Result
2/16/19	Eastern Illinois	2.0	3	3-3	1	0	ND
2/27/19	Memphis	1.0	1	0-0	1	1	ND
3/2/19	Stony Brook	1.0	1	0-0	0	1	ND
3/6/19	Charlotte	1.0	1	0-0	0	1	ND
3/8/19	Louisiana Tech	0.1	1	1-1	0	1	ND
3/20/19	at #9 Texas	0.0	0	1-0	1	0	ND
4/2/19	Little Rock	0.0	1	1-0	0	0	ND
4/24/19	Northwestern St.	1.0	1	1-1	1	1	ND
<b>TOTALS</b>	<b>8 G, 0 GS</b>	<b>6.1</b>	<b>9</b>	<b>7-5</b>	<b>4</b>	<b>5</b>	<b>0-0</b>

### #37 CADEN MONKE • FR • LHP • 6-3 • 160

#### CAREER HIGHS

Category	High	Opponent (Last)	Date
Innings	1.0	2x (Oral Roberts)	4/9/19
Longest Start	--	--	--
Shortest Start	--	--	--
Longest Relief	1.0	2x (Oral Roberts)	4/9/19
Hits	5	Stony Brook	3/1/19
Runs	3	2x (Stony Brook)	3/1/19
Earned Runs	3	2x (Stony Brook)	3/1/19
Walks	3	at No. 9 Texas	3/20/19
Strikeouts	3	Stony Brook	3/1/19

#### MONKE'S CAREER APPEARANCES

Caden Monke 2019 Game-By-Game (Freshman)  
(6 Appearances, 0 Starts)

Date	Opponent	IP	H	R-ER	BB	K	Result
2/27/19	Memphis	1.0	0	0-0	0	3	ND
3/2/19	Stony Brook	0.0	1	4-4	2	0	ND
3/9/19	Louisiana Tech	0.0	1	2-2	0	0	ND
3/20/19	at #9 Texas	0.2	0	0-0	3	0	ND
4/9/19	Oral Roberts	1.0	1	0-0	0	1	ND
4/24/19	Northwestern St.	0.1	0	0-0	0	1	ND
<b>TOTALS</b>	<b>6 G, 0 GS</b>	<b>3.0</b>	<b>3</b>	<b>6-6</b>	<b>5</b>	<b>5</b>	<b>0-0</b>

### #49 LIAM HENRY • FR • LHP • 6-2 • 180

#### CAREER HIGHS

Category	High	Opponent (Last)	Date
Innings	1.2	Little Rock	4/2/19
Longest Start	--	--	--
Shortest Start	--	--	--
Longest Relief	1.2	Little Rock	4/2/19
Hits	1	6x (Northwestern St.)	4/24/19
Runs	1	4x (Northwestern St.)	4/24/19
Earned Runs	1	4x (Northwestern St.)	4/24/19
Walks	2	3x (Ark.- Pine Bluff)	4/16/19
Strikeouts	2	2x (Ark.- Pine Bluff)	4/16/19

#### HENRY'S CAREER APPEARANCES

Liam Henry 2019 Game-By-Game (Freshman)  
(9 Appearances, 0 Starts)

Date	Opponent	IP	H	R-ER	BB	K	Result
2/27/19	Memphis	1.0	1	1-1	0	0	ND
3/6/19	Charlotte	0.2	1	0-0	0	1	ND
3/13/19	Western Illinois	0.1	0	0-0	0	1	ND
3/20/19	at #9 Texas	1.0	1	1-1	0	1	ND
3/23/19	at Alabama	1.0	0	0-0	1	0	ND
4/2/19	Little Rock	1.2	1	1-1	2	0	ND
4/13/19	at #6 Vanderbilt	1.0	0	0-0	2	2	ND
4/16/19	Ark.- Pine Bluff	1.0	1	0-0	2	2	ND
4/24/19	Northwestern St.	0.2	1	1-1	1	0	L, 0-1
<b>TOTALS</b>	<b>9 G, 0 GS</b>	<b>8.1</b>	<b>6</b>	<b>4-4</b>	<b>7</b>	<b>7</b>	<b>0-1</b>



#20 ELIJAH TREST • FR • RHP • 6-3 • 205

## SEASON HIGHS

Category	High	Opponent (Last)	Date
Innings	3.0	at #6 Vanderbilt	4/13/19
Longest Start	--	--	--
Shortest Start	--	--	--
Longest Relief	3.0	at #6 Vanderbilt	4/13/19
Hits	2	2x (Little Rock)	4/2/19
Runs	3	2x (Northwestern St.)	4/24/19
Earned Runs	3	2x (Northwestern St.)	4/24/19
Walks	3	Oral Roberts	4/9/19
Strikeouts	3	3x (Northwestern St.)	4/24/19

## TREST'S CAREER APPEARANCES

Elijah Trest 2019 Game-By-Game (Freshman)  
(11 Appearances, 0 Starts)

Date	Opponent	IP	H	R-ER	BB	K	Result
3/10/19	Louisiana Tech	1.0	0	0-0	0	3	ND
3/13/19	Western Illinois	1.0	2	1-1	0	0	ND
3/20/19	at #9 Texas	1.2	2	3-3	3	2	L, 0-1
3/22/19	at Alabama	1.0	0	0-0	0	0	ND
3/26/19	at Missouri St.	0.0	1	0-0	1	0	ND
3/31/19	#21 Ole Miss	1.2	1	0-0	1	1	ND
4/2/19	Little Rock	0.0	2	3-3	1	0	ND
4/9/19	Oral Roberts	2.0	0	0-0	3	1	ND
4/13/19	at #6 Vanderbilt	3.0	1	0-0	2	1	ND
4/16/19	Ark.- Pine Bluff	2.0	4	2-1	1	3	ND
4/24/19	Northwestern St.	2.0	1	3-3	2	3	ND
<b>TOTALS</b>	<b>11 G, 0 GS</b>	<b>15.1</b>	<b>13</b>	<b>12-11</b>	<b>14</b>	<b>14</b>	<b>0-1</b>

#44 COLLIN TAYLOR • FR • RHP • 5-11 • 220

## SEASON HIGHS

Category	High	Opponent (Last)	Date
Innings	1.2	Northwestern St.	4/24/19
Longest Start	--	--	--
Shortest Start	--	--	--
Longest Relief	1.2	Northwestern St.	4/24/19
Hits	1	4x (Northwestern St.)	4/24/19
Runs	2	Oral Roberts	4/9/19
Earned Runs	2	Oral Roberts	4/9/19
Walks	2	Ark.- Pine Bluff	4/16/19
Strikeouts	1	Oral Roberts	4/9/19

## TAYLOR'S CAREER APPEARANCES

Collin Taylor 2019 Game-By-Game (Freshman)  
(6 Appearances, 0 Starts)

Date	Opponent	IP	H	R-ER	BB	K	Result
3/20/19	at #9 Texas	0.1	0	0-0	1	0	ND
3/23/19	at Alabama	1.0	1	1-1	1	0	ND
4/2/19	Little Rock	0.1	1	0-0	0	0	ND
4/9/19	Oral Roberts	1.0	1	2-2	1	1	ND
4/16/19	Ark.- Pine Bluff	1.0	0	0-0	2	0	ND
4/24/19	Northwestern St.	1.2	1	0-0	1	0	ND
<b>TOTALS</b>	<b>6 G, 0 GS</b>	<b>5.1</b>	<b>4</b>	<b>3-3</b>	<b>6</b>	<b>1</b>	<b>0-0</b>

## #24 DOMINIC FLETCHER • JR • CF • 5-9 • 175

## CAREER HIGHS

Category	High	Opponent (Last)	Date
Hits	4	2x (at No. 15 Auburn)	4/5/19
Runs	3	2x (vs. Florida)	5/27/17
Doubles	2	2x (No. 21 Ole Miss)	3/29/19
Triples	1	2x (at No. 13 Georgia)	5/17/18
Home Runs	1	30x (Northwestern St.)	4/24/19
RBI's	5	3x (Ark.- Pine Bluff)	4/16/19
Walks	3	at San Diego State	2/24/18
Stolen Bases	1	3x (Stony Brook)	3/1/19

## SEASON HIGHS

Category	High	Opponent (Last)	Date
Hits	4	at No. 15 Auburn	4/5/19
Runs	2	9x (Northwestern St.)	4/24/19
Doubles	2	2x (No. 21 Ole Miss)	3/29/19
Triples	--	--	--
Home Runs	1	8x (Northwestern St.)	4/24/19
RBI's	5	Ark.- Pine Bluff	4/16/19
Walks	2	3x (at No. 15 Auburn)	4/5/19
Stolen Bases	1	Stony Brook	3/1/19

## Dominic Fletcher Career Stats

Year	Avg	GP	GS	AB	R	H	2B	3B	HR	RBI	BB	SB-ATT
2017	.291	59	56	220	44	64	7	1	12	37	17	1-2
2018	.288	69	67	267	43	77	16	1	10	49	20	1-4
2019	.329	42	42	170	40	56	17	0	8	39	19	1-2
<b>TOTAL</b>	<b>.300</b>	<b>170</b>	<b>165</b>	<b>657</b>	<b>127</b>	<b>197</b>	<b>40</b>	<b>2</b>	<b>30</b>	<b>125</b>	<b>56</b>	<b>3-8</b>

## Dominic Fletcher SEC Stats

Year	Avg	GP	GS	AB	R	H	2B	3B	HR	RBI	BB	SB-ATT
2017	.284	28	27	102	15	29	0	0	5	12	4	0-1
2018	.325	30	30	120	21	39	8	1	5	15	5	0-1
2019	.325	18	18	77	13	25	6	0	3	14	4	0-0
<b>TOTAL</b>	<b>.311</b>	<b>76</b>	<b>75</b>	<b>299</b>	<b>49</b>	<b>93</b>	<b>14</b>	<b>1</b>	<b>13</b>	<b>41</b>	<b>13</b>	<b>0-2</b>

## 2019 TRENDS

- At least one hit in 19 of last 23 games.
- Driven in at least one run in 7 of last 12 games.
- Scored 15 times in last 14 games.
- 15 RBIs in last seven games.
- T-2nd in SEC in doubles (17) w/ Mississippi State's Jake Mangum.
- Six of 17 doubles have come in SEC play.
- Tied a career-high four hits on April 5 in 15-inning win over Auburn.
- Multi-hit game in six of last seven games.
- T-8th in doubles in SEC games (6).
- 7th in total bases in SEC (97).
- T-5th in hits in SEC games (25).
- 8th in SEC slugging (.571).
- T-9th in the SEC in hits (56).
- Six of 23 conference hits have been doubles
- Hit the go-ahead home run in the top of the 10th inning against USC (Feb. 23), his only hit of the game and was his first home run of the year.
- Finished the series at No. 9 Texas with three doubles, two coming in a career-high day on March 19 that helped Arkansas to an 11-4 win.
- Hit .429 in the series win over Alabama with two home runs and five RBIs, helping the Razorbacks win their first conference road series since 2017.
- Matched his career-high doubles in a 3-for-4 game with two doubles in the series opener against No. 21 Ole Miss (March 29), his second three-hit game in three starts.
- Tied a career-high with five RBIs as part of a 3-for-3 game against Arkansas-Pine Bluff with a home run.

## #18 HESTON KJERSTAD • SO • OF • 6-3 • 200

## CAREER HIGHS

Category	High	Opponent (Last)	Date
Hits	4	2x (at No. 6 Vanderbilt)	4/14/19
Runs	3	5x (at Alabama)	3/24/19
Doubles	2	at No. 2 Florida	3/25/18
Triples	1	Western Illinois	3/12/19
Home Runs	2	3x (Oral Roberts)	4/9/19
RBI's	5	Oral Roberts	4/9/19
Walks	2	4x (No. 25 South Carolina)	6/11/18
Stolen Bases	1	5x (Missouri)	3/15/19

## SEASON HIGHS

Category	High	Opponent (Last)	Date
Hits	4	2x (at No. 6 Vanderbilt)	4/14/19
Runs	3	2x (at Alabama)	3/24/19
Doubles	1	8x (Northwestern St.)	4/24/19
Triples	1	Western Illinois	3/12/19
Home Runs	2	Oral Roberts	4/9/19
RBI's	5	Oral Roberts	4/9/19
Walks	1	9x (Oral Roberts)	4/9/19
Stolen Bases	1	3x (Missouri)	3/15/19

## Heston Kjerstad Career Stats

Year	Avg	GP	GS	AB	R	H	2B	3B	HR	RBI	BB	SB-ATT
2018	.332	69	69	262	65	87	14	0	14	58	26	3-3
2019	.330	41	41	176	35	58	8	1	10	33	10	3-3
<b>TOTAL</b>	<b>.331</b>	<b>110</b>	<b>110</b>	<b>438</b>	<b>100</b>	<b>145</b>	<b>24</b>	<b>1</b>	<b>24</b>	<b>91</b>	<b>36</b>	<b>6-6</b>

## Heston Kjerstad SEC Stats

Year	Avg	GP	GS	AB	R	H	2B	3B	HR	RBI	BB	SB-ATT
2018	.322	30	30	121	28	39	9	0	5	21	7	1-1
2019	.297	17	17	74	11	22	2	0	3	12	1	1-1
<b>TOTAL</b>	<b>.313</b>	<b>47</b>	<b>47</b>	<b>195</b>	<b>39</b>	<b>61</b>	<b>11</b>	<b>0</b>	<b>8</b>	<b>33</b>	<b>8</b>	<b>2-2</b>

## 2019 TRENDS

- 14-game hitting streak with two or more hits in seven of 14.
- Hitting .361 during streak with 16 RBIs and nine extra-base hits.
- Two or more RBIs in four of last 12 games, including a career-high five RBIs against Oral Roberts (April 9).
- Five home runs in his last 12 games ... Leads team with 10 HRs.
- Hitting .315 since conference play began (March 15) with eight HRs.
- Hitting .400 in last 10 games with 11 RBIs, three HRs and 16 hits.
- T-5th in SEC in total bases (98).
- T-5th in SEC in home runs (10).
- T-4th in SEC in hits (58).
- Hit a two-run home run on Opening Day against Eastern Illinois (Feb. 16), his 15th home run of his career.
- Broke out of a .214 slump to go 7-for-18 (.389) against Stony Brook with two runs scored, two doubles and four RBIs.
- Went a perfect 4-for-4 against Western Illinois (March 12) falling just a double short of the cycle. The four hits was a career-high.
- Hit a 435-foot home run in game one against No. 9 Texas (March 19), his third home run of the year.
- Tallied two three-hit games against Alabama, including a four-RBI day in game one (March 22), tying a career high.
- Two of four hits against Auburn were home runs ... Finished series batting .235 with five runs driven in.
- Notched his third two-home run game of career, second against Oral Roberts on Tuesday ... Hit his first career grand slam in same game.
- Hit .400 against Vanderbilt with six hits, but only drove in two runs.
- Returned from one-game suspension to go 3-for-4 with a home run, a double and a single vs. Northwestern St. (April 23).

#15 CASEY MARTIN • SO • INF • 5-11 • 175

## CAREER HIGHS

Category	High	Opponent (Last)	Date
Hits	4	4x (Oral Roberts)	4/9/19
Runs	3	6x (No. 2 Miss. State)	4/19/19
Doubles	2	No. 21 Ole Miss	3/30/19
Triples	1	3x (Northwestern St.)	4/23/19
Home Runs	2	2x (vs. South Carolina)	5/23/18
RBI's	6	Dayton	2/28/18
Walks	3	2x (No. 2 Miss. State)	4/19/19
Stolen Bases	2	Dayton	3/1/18

## SEASON HIGHS

Category	High	Opponent (Last)	Date
Hits	4	Oral Roberts	4/9/19
Runs	3	3x (No. 2 Miss. State)	4/19/19
Doubles	2	No. 21 Ole Miss	3/30/19
Triples	1	3x (Northwestern St.)	4/23/19
Home Runs	1	7x (No. 2 Miss. State)	4/19/19
RBI's	4	2x (No. 2 Miss. State)	4/19/19
Walks	3	No. 2 Miss. State)	4/19/19
Stolen Bases	1	8x (at No. 15 Auburn)	4/6/19

### Casey Martin Career Stats

Year	Avg	GP	GS	AB	R	H	2B	3B	HR	RBI	BB	SB-ATT
2018	.345	67	62	252	50	87	14	0	13	49	27	8-9
2019	.299	42	42	184	44	55	18	3	8	37	20	8-10
<b>TOTAL</b>	<b>.326</b>	<b>109</b>	<b>104</b>	<b>436</b>	<b>94</b>	<b>142</b>	<b>32</b>	<b>3</b>	<b>21</b>	<b>86</b>	<b>47</b>	<b>16-19</b>

### Casey Martin SEC Stats

Year	Avg	GP	GS	AB	R	H	2B	3B	HR	RBI	BB	SB-ATT
2018	.333	30	29	117	14	39	4	0	3	11	15	3-3
2019	.278	18	18	79	16	22	5	2	3	10	7	3-3
<b>TOTAL</b>	<b>.311</b>	<b>48</b>	<b>47</b>	<b>196</b>	<b>30</b>	<b>61</b>	<b>9</b>	<b>2</b>	<b>6</b>	<b>21</b>	<b>22</b>	<b>6-6</b>

## 2019 TRENDS

- At least one hit in 17 of last 19 games.
- Scored 18 times in last 12 games.
- Hitting .455 and slugging .773 over last 10 games, which leads the team.
- 1st in SEC in doubles (18).
- T-7th in SEC in runs scored (44).
- 2nd in SEC in total bases (103).
- Currently on a seven-game hit streak with 14 hits during span and 12 RBIs.
- Started the season on a nine-game hit streak, before having it snapped in the series finale against Stony Brook (March 2). Had three multi-hit games during that streak.
- Notched back-to-back three-RBI games against Louisiana Tech (March 9-10), including a home run in each game, one an inside-the-park home run.
- Hit a home run in three-straight games against Louisiana Tech (March 9-10) and Western Illinois (March 12).
- Had a career-high two doubles as part of a 3-for-3 day against No. 21 Ole Miss (March 30).
- Went 2-for-5 in the series finale against the Rebels (March 31) with a home run, his sixth of the year, which leads the team.
- Hit two triples in Auburn series, his only hits of the series.
- Tied a career-high four hits on against Oral Roberts (April 9).
- Two multi-hit games in Vanderbilt series, including his fourth game of three hits or more this season on Sunday.
- Named SEC Player of the Week after Arkansas-Pine Bluff game and Mississippi State series.
- Hit .471 against Golden Lions and Bulldogs with five of his eight hits and six of his 10 RBIs coming against MSU.
- Totaled a career-high four RBIs twice against MSU, including hitting his first grand slam in game two, part of a 2-for-3 day with three walks.

#8 JORDAN MCFARLAND • JR • INF • 6-3 • 220

## CAREER HIGHS

Category	High	Opponent (Last)	Date
Hits	3	2x (Alabama)	4/29/18
Runs	5	Bucknell	2/17/18
Doubles	1	3x (at No. 4 Ole Miss)	3/30/18
Triples	--	--	--
Home Runs	2	Kent State	3/11/18
RBI's	5	Kent State	3/11/18
Walks	3	No. 13 Auburn	4/7/18
Stolen Bases	1	3x (Eastern Illinois)	2/16/19

## SEASON HIGHS

Category	High	Opponent (Last)	Date
Hits	2	4x (Northwestern St.)	4/23/19
Runs	2	3x (Northwestern St.)	4/23/19
Doubles	--	--	--
Triples	--	--	--
Home Runs	1	Northwestern St.	4/23/19
RBI's	3	2x (Northwestern St.)	4/23/19
Walks	1	3x (Ark.- Pine Bluff)	4/16/19
Stolen Bases	1	Eastern Illinois	2/16/19

### Jordan McFarland Career Stats

Year	Avg	GP	GS	AB	R	H	2B	3B	HR	RBI	BB	SB-ATT
2017	.271	29	19	70	14	19	0	0	2	10	9	1-1
2018	.299	45	29	117	34	35	3	0	3	15	13	0-2
2019	.234	17	11	47	8	11	0	0	1	10	4	2-2
<b>TOTAL</b>	<b>.278</b>	<b>91</b>	<b>59</b>	<b>234</b>	<b>56</b>	<b>65</b>	<b>3</b>	<b>0</b>	<b>6</b>	<b>35</b>	<b>26</b>	<b>3-5</b>

### Jordan McFarland SEC Stats

Year	Avg	GP	GS	AB	R	H	2B	3B	HR	RBI	BB	SB-ATT
2017	.238	11	5	21	3	5	0	0	0	1	1	0-0
2018	.277	26	19	65	15	18	1	0	1	4	10	0-1
2019	.600	2	1	5	2	3	0	0	0	1	0	0-0
<b>TOTAL</b>	<b>.286</b>	<b>39</b>	<b>25</b>	<b>91</b>	<b>20</b>	<b>26</b>	<b>1</b>	<b>0</b>	<b>1</b>	<b>6</b>	<b>11</b>	<b>0-1</b>

## #12 CASEY OPITZ • SO • C/UTL • 5-11 • 175

### CAREER HIGHS

Category	High	Opponent (Last)	Date
Hits	4	at No. 6 Vanderbilt	4/14/19
Runs	2	7x (at No. 6 Vanderbilt)	4/14/19
Doubles	1	4x (at USC)	2/23/19
Triples	--	--	--
Home Runs	1	at No. 6 Vanderbilt	4/14/19
RBI's	3	3x (No. 2 Miss. State)	4/19/19
Walks	3	Charlotte	3/6/19
Stolen Bases	1	4x (Louisiana Tech)	3/10/19

### SEASON HIGHS

Category	High	Opponent (Last)	Date
Hits	4	at No. 6 Vanderbilt	4/14/19
Runs	2	5x (at No. 6 Vanderbilt)	4/14/19
Doubles	1	2x (at USC)	2/23/19
Triples	--	--	--
Home Runs	1	at No. 6 Vanderbilt	4/14/19
RBI's	3	3x (No. 2 Miss. State)	4/19/19
Walks	3	Charlotte	3/6/19
Stolen Bases	1	4x (Louisiana Tech)	3/10/19

#### Casey Opitz Career Stats

Year	Avg	GP	GS	AB	R	H	2B	3B	HR	RBI	BB	SB-ATT
2018	.222	19	7	27	6	6	2	0	0	5	3	0-0
2019	.245	36	28	102	21	25	2	0	1	20	26	5-5
<b>TOTAL</b>	<b>.240</b>	<b>55</b>	<b>35</b>	<b>129</b>	<b>27</b>	<b>31</b>	<b>4</b>	<b>0</b>	<b>1</b>	<b>25</b>	<b>29</b>	<b>5-5</b>

#### Casey Opitz SEC Stats

Year	Avg	GP	GS	AB	R	H	2B	3B	HR	RBI	BB	SB-ATT
2018	.143	6	2	7	0	1	0	0	0	2	1	0-0
2019	.250	18	17	60	8	15	0	0	1	10	10	0-0
<b>TOTAL</b>	<b>.239</b>	<b>24</b>	<b>19</b>	<b>67</b>	<b>8</b>	<b>16</b>	<b>0</b>	<b>0</b>	<b>1</b>	<b>12</b>	<b>11</b>	<b>0-0</b>

### 2019 TRENDS

- 12 hits in last 10 games.
- Has walked at least one time in four of the last eight games.
- Had a career-high four hits in the 14-12 win over Vanderbilt (April 14), including hitting his first career home run.
- Tied a career-high three RBIs in series finale vs. Vanderbilt (April 14).
- Drove in a career-high three RBIs in game one against EIU (Feb. 16), two coming from a double in the fourth inning, his second hit of the frame.
- Walked a career-high three times against Charlotte (March 6).
- Hit the walk-off single in the bottom of the ninth against Missouri (March 17), his only hit of the series.
- Drove in Arkansas' first run of a 3-2 loss to No. 6 Vanderbilt (April 12) ... His first RBI since March 24 at Alabama.

## #7 JACK KENLEY • JR • INF • 6-0 • 185

### CAREER HIGHS

Category	High	Opponent (Last)	Date
Hits	3	at Alabama	3/22/19
Runs	3	2x (Louisiana Tech)	3/10/19
Doubles	1	7x (at No. 6 Vanderbilt)	4/14/19
Triples	1	4x (Northwestern St.)	4/24/19
Home Runs	2	Stony Brook	3/2/19
RBI's	5	Stony Brook	3/2/19
Walks	2	11x (at No. 6 Vanderbilt)	4/14/19
Stolen Bases	2	Stony Brook	3/1/19

### SEASON HIGHS

Category	High	Opponent (Last)	Date
Hits	3	at Alabama	3/22/19
Runs	3	2x (Louisiana Tech)	3/10/19
Doubles	1	4x (at No. 6 Vanderbilt)	4/14/19
Triples	1	4x (Northwestern St.)	4/24/19
Home Runs	2	Stony Brook	3/2/19
RBI's	5	Stony Brook	3/2/19
Walks	2	8x (at No. 6 Vanderbilt)	4/14/19
Stolen Bases	2	Stony Brook	3/1/19

#### Jack Kenley Career Stats

Year	Avg	GP	GS	AB	R	H	2B	3B	HR	RBI	BB	SB-ATT
2017	.133	34	6	30	5	4	1	0	0	2	2	1-2
2018	.222	43	16	54	13	12	2	0	0	10	13	1-1
2019	.297	42	41	148	40	44	5	4	8	35	32	6-8
<b>TOTAL</b>	<b>.259</b>	<b>119</b>	<b>63</b>	<b>232</b>	<b>58</b>	<b>60</b>	<b>8</b>	<b>4</b>	<b>8</b>	<b>47</b>	<b>47</b>	<b>8-11</b>

#### Jack Kenley SEC Stats

Year	Avg	GP	GS	AB	R	H	2B	3B	HR	RBI	BB	SB-ATT
2017	.000	18	2	12	1	0	0	0	0	0	0	0-0
2018	.194	21	10	36	4	7	1	0	0	5	5	1-1
2019	.215	18	18	65	12	14	3	0	2	7	13	2-4
<b>TOTAL</b>	<b>.186</b>	<b>57</b>	<b>30</b>	<b>113</b>	<b>17</b>	<b>21</b>	<b>4</b>	<b>0</b>	<b>2</b>	<b>12</b>	<b>18</b>	<b>3-5</b>

### 2019 TRENDS

- Notched 17 hits in his last 15 games.
- Has nine multi-hit games in his last 21 starts.
- Has a .420 on-base percentage over the last 10 games with eight walks.
- T-2nd on team in HRs (8).
- T-1st in SEC in triples (4).
- Recorded his first multi-hit game of the year on Opening Day against EIU (Feb. 16), going 2-for-4 with two RBIs, one double and one home run.
- The home run was his first of his career and travelled 407 feet beyond the right field bullpen.
- Recorded his first multi-home run game of his career after going deep in back-to-back at-bats against Stony Brook (March 2), part of a 2-for-4 day with three runs scored and a career-high five RBIs.
- Finished the series against Louisiana Tech, 4-for-10 (.400) with three runs scored and one RBI.
- Went 3-for-5 in the series opener against Alabama (March 22), a career-high in hits, his sixth multi-hit game of the year.
- Was 4-for-10 (.400) in the Vanderbilt series, walking four times.



## #4 TREVOR EZELL • R-SR • INF • 5-8 • 200

### CAREER HIGHS

Category	High	Opponent (Last)	Date
Hits	4	7x (at Tennessee Tech)	4/29/18
Runs	5	2x (Eastern Illinois)	4/17/16
Doubles	2	6x (at No. 6 Vanderbilt)	4/14/19
Triples	1	15x (Ark.- Pine Bluff)	4/16/19
Home Runs	1	21x (at No. 15 Auburn)	4/6/19
RBI's	4	5x (at No. 15 Auburn)	4/5/19
Walks	3	8x (No. 2 Miss. State)	4/19/19
Stolen Bases	3	SIUE	4/2/16

### SEASON HIGHS

Category	High	Opponent (Last)	Date
Hits	3	5x (Ark.- Pine Bluff)	4/16/19
Runs	4	Ark.- Pine Bluff	4/16/19
Doubles	2	3x (at No. 6 Vanderbilt)	4/14/19
Triples	1	2x (Ark.- Pine Bluff)	4/16/19
Home Runs	1	5x (at No. 15 Auburn)	4/6/19
RBI's	4	at No. 15 Auburn	4/5/19
Walks	3	2x (No. 2 Miss. State)	4/19/19
Stolen Bases	2	2x (Memphis)	2/27/19

#### Trevor Ezell Career Stats

Year	Avg	GP	GS	AB	R	H	2B	3B	HR	RBI	BB	SB-ATT
2015 (SEMO)	.313	59	59	246	66	77	18	6	4	42	41	11-17
2016 (SEMO)	.326	59	59	242	70	79	10	2	5	31	53	23-25
2017 (SEMO)	.276	7	7	29	6	8	1	1	1	5	3	3-3
2018 (SEMO)	.377	56	56	231	52	87	16	4	6	50	25	11-17
2019 (ARK)	.294	42	42	153	44	45	11	2	5	28	35	10-11
<b>TOTAL</b>	<b>.329</b>	<b>223</b>	<b>223</b>	<b>901</b>	<b>238</b>	<b>296</b>	<b>56</b>	<b>15</b>	<b>21</b>	<b>156</b>	<b>157</b>	<b>58-73</b>

#### Trevor Ezell Career Conference Stats

Year	Avg	GP	GS	AB	R	H	2B	3B	HR	RBI	BB	SB-ATT
2015	.308	30	30	133	38	41	12	3	4	23	17	5-6
2016	.352	29	29	125	38	44	6	1	4	18	24	13-13
2017												INJURED
2018	.406	31	31	133	36	54	13	2	2	26	14	6-9
2019	.197	18	18	66	15	13	7	0	2	13	15	0-1
<b>TOTAL</b>	<b>.333</b>	<b>108</b>	<b>108</b>	<b>457</b>	<b>127</b>	<b>152</b>	<b>38</b>	<b>6</b>	<b>12</b>	<b>80</b>	<b>70</b>	<b>24-29</b>

### 2019 TRENDS

- Has started every game of his career (223 consecutive starts).
- Has 17 hits in last 14 games ... 12 RBI's and 8 XBH in same span.
- Tied a career-high four RBI's in 15-inning victory over Auburn.
- Has three or more RBI's in four of last 10 games.
- Walked 15 times in last 15 games.
- In the 15 games he's had at least one RBI, he's driven in three or more six times.
- Made his Razorback debut, starting at first base in all three games against Eastern Illinois, and led the team with a 5-for-10 (.500) combined performance at the plate.
- Went 3-for-4 in the first game of the season with two doubles and one home run in the 15-7 win. His home run in the third inning was Arkansas' first homer of the year.
- Went 3-for-6 in the series finale against Vanderbilt (April 14) after going hitless in the first two games ... Hit two doubles in a game for the third time this year.

## #5 JACOB NESBIT • R-FR • INF • 6-0 • 175

### SEASON HIGHS

Category	High	Opponent (Last)	Date
Hits	3	at No. 9 Texas	3/20/19
Runs	2	2x (No. 2 Miss. State)	4/19/19
Doubles	1	5x (No. 6 Vanderbilt)	4/13/19
Triples	--	--	--
Home Runs	1	at Alabama	3/22/19
RBI's	4	No. 2 Mississippi State	4/20/19
Walks	2	2x (No. 2 Miss. State)	4/19/19
Stolen Bases	1	5x (at No. 15 Auburn)	4/6/19

#### Jacob Nesbit Career Stats

Year	Avg	GP	GS	AB	R	H	2B	3B	HR	RBI	BB	SB-ATT
2019	.285	40	39	137	24	39	6	0	2	33	19	5-7
<b>TOTAL</b>	<b>.285</b>	<b>40</b>	<b>39</b>	<b>137</b>	<b>24</b>	<b>39</b>	<b>6</b>	<b>0</b>	<b>2</b>	<b>33</b>	<b>19</b>	<b>5-7</b>

#### Jacob Nesbit SEC Stats

Year	Avg	GP	GS	AB	R	H	2B	3B	HR	RBI	BB	SB-ATT
2019	.246	18	18	65	10	16	4	0	2	15	9	2-3
<b>TOTAL</b>	<b>.246</b>	<b>18</b>	<b>18</b>	<b>65</b>	<b>10</b>	<b>16</b>	<b>4</b>	<b>0</b>	<b>2</b>	<b>15</b>	<b>9</b>	<b>2-3</b>

### 2019 TRENDS

- At least one hit in eight of last 10 games.
- Hit one double in each of games two and three against Vanderbilt (April 13-14).
- Has 13 RBI's in last 10 games.
- Went 2-for-4 in series finale against No. 2 Mississippi State with a career-high four RBI's and one home run.
- Tallied his first three-hit game of his career when he went 3-for-4 with two RBI's in a 7-6 loss at No. 9 Texas (March 20).
- Tied his career high with three RBI's in the game one win over Alabama (March 22) and finished the week with seven runs driven in.
- Hit his first career home run against Alabama, becoming the eighth different Razorback to hit at least one home run this season.
- Saw his team-best 15-game hitting streak come to an end on March 29 against Ole Miss. Also saw his team-best 24-game reached base streak come to an end on March 31 against Ole Miss.
- The hit streak was the longest by a Razorback since Tyler Spoon (16 games) in 2013.

## #25 CHRISTIAN FRANKLIN • FR • OF • 5-11 • 180

### SEASON HIGHS

Category	High	Opponent (Last)	Date
Hits	3	2x (Charlotte)	3/6/19
Runs	2	5x (at No. 15 Auburn)	4/6/19
Doubles	1	3x (Charlotte)	3/6/19
Triples	1	Charlotte	3/6/19
Home Runs	1	4x (No. 21 Ole Miss)	3/30/19
RBI	4	at No. 9 Texas	3/19/19
Walks	3	at USC	2/22/19
Stolen Bases	2	at USC	2/21/19

#### Christian Franklin Career Stats

Year	Avg	GP	GS	AB	R	H	2B	3B	HR	RBI	BB	SB-ATT
2019	.270	41	36	126	26	34	3	1	4	27	17	7-9
<b>TOTAL</b>	<b>.270</b>	<b>41</b>	<b>36</b>	<b>126</b>	<b>26</b>	<b>34</b>	<b>3</b>	<b>1</b>	<b>4</b>	<b>27</b>	<b>17</b>	<b>7-9</b>

#### Christian Franklin SEC Stats

Year	Avg	GP	GS	AB	R	H	2B	3B	HR	RBI	BB	SB-ATT
2019	.222	18	18	63	11	14	0	0	1	6	5	1-2
<b>TOTAL</b>	<b>.222</b>	<b>18</b>	<b>18</b>	<b>63</b>	<b>11</b>	<b>14</b>	<b>0</b>	<b>0</b>	<b>1</b>	<b>6</b>	<b>5</b>	<b>1-2</b>

### 2019 TRENDS

- Has five multi-hit games in conference play.
- Went 2-for-5 in his first career start (vs. EIU - Feb. 16), driving in three RBIs and hitting his first career home run.
- Tallied his second multi-hit game of the year in game three, providing an RBI double in the second inning and an RBI single in the seventh, Arkansas' first two runs of the game.
- Nearly hit for the cycle against Charlotte (March 6), falling a home run shy in a 3-for-4 game, his second three-hit game of the year.
- Hit Arkansas' first grand slam of the season in the second inning against No. 9 Texas (March 19), becoming the first Razorback with a four-RBI game this season.
- Went 4-for-15 in the Auburn series with multi-hit games in games two and three.

## #10 MATT GOODHEART • SO • INF/OF • 6-1 • 180

### SEASON HIGHS

Category	High	Opponent (Last)	Date
Hits	3	3x (at No. 6 Vanderbilt)	4/13/19
Runs	3	2x (Northwestern St.)	4/23/19
Doubles	2	3x (at No. 6 Vanderbilt)	4/13/19
Triples	--	--	--
Home Runs	1	Oral Roberts	4/9/19
RBI	4	Oral Roberts	4/9/19
Walks	3	2x (No. 2 Miss. State)	4/19/19
Stolen Bases	1	4x (at Missouri St.)	3/26/19

#### Matt Goodheart Career Stats

Year	Avg	GP	GS	AB	R	H	2B	3B	HR	RBI	BB	SB-ATT
2019	.385	37	30	117	21	45	11	2	1	28	26	4-6
<b>TOTAL</b>	<b>.385</b>	<b>37</b>	<b>30</b>	<b>117</b>	<b>21</b>	<b>45</b>	<b>11</b>	<b>2</b>	<b>1</b>	<b>28</b>	<b>26</b>	<b>4-6</b>

#### Matt Goodheart SEC Stats

Year	Avg	GP	GS	AB	R	H	2B	3B	HR	RBI	BB	SB-ATT
2019	.443	17	16	61	8	27	9	2	0	12	14	2-3
<b>TOTAL</b>	<b>.443</b>	<b>17</b>	<b>16</b>	<b>61</b>	<b>8</b>	<b>27</b>	<b>9</b>	<b>2</b>	<b>0</b>	<b>12</b>	<b>14</b>	<b>2-3</b>

### 2019 TRENDS

- Leads the team in overall average (.385) and conference batting average (.443).
- 2nd in the SEC in conference BA (.443) and first in OB% (.553).
- 2nd in overall batting average in SEC (.385).
- 1st in overall on-base percentage (.500).
- 3rd in conference slugging (.656).
- 3rd in hits in SEC games (27).
- T-1st in doubles in SEC games (9).
- Hitting .444 since conference play began with 12 extra-base hits and 21 RBIs.
- Had his 14-game hitting streak snapped on Wednesday against Northwestern State. Hit .444 during streak with 16 RBIs and 16 walks.
- Currently on a 20-game reached-base streak.
- Had three of Arkansas' seven hits in the 12-2 loss at Vanderbilt (April 13), two going for doubles.
- Went 2-for-5 in the series finale with the Commodores with two RBIs and his first career triple.
- Has at least one hit in 17 of his last 18 games.
- Hit his first career home run against Oral Roberts (April 9), part of a 2-for-4 game with four RBIs.
- Went 2-for-4 in his first career start as a Razorback (vs. EIU - Feb. 16), driving in one run and scoring one.
- Recorded two multi-hit games in the Missouri series (March 15-17), his first multi-hit game since the season-opener against Eastern Illinois (Feb. 16).
- Tallied a career-high three hits in the series-opening win over Alabama (March 22), including one double and two runs scored.
- Went 2-for-3 in the 5-3 victory over No. 21 Ole Miss (March 29), driving in a career-high three runs.



## QUICK FACTS

### GENERAL INFORMATION

Location..... Fayetteville, Arkansas  
 Founded.....1871  
 Enrollment.....27,558  
 Nickname.....Razorbacks  
 School Colors.....Cardinal (PMS 201) and White  
 Conference.....Southeastern (Western Division)  
 System President.....Dr. Donald R. Bobbitt (Arkansas, 1980)  
 Chancellor.....Dr. Joseph E. Steinmetz (Central Michigan, 1977)  
 Athletic Director.....Hunter Yurachek (Guilford College, 1990)  
 Faculty Athletic Rep.....Gerald Jordan (Arkansas, 1970)  
 Athletics Website.....ArkansasRazorbacks.com  
 Ticket Office Phone.....1-800-982-HOGS  
 Athletic Department Phone.....(479) 575-6533

### COACHING STAFF

Head Coach.....Dave Van Horn (Arkansas, 1988)  
 Record at Arkansas.....643-364 (16 seasons, .639)  
 Overall Division I Record.....963-521 (24 seasons, .649)  
 Overall as a Head Coach.....1,228-604 (30 seasons, .670)  
 Van Horn's DI Postseason App. (Total/at UA).....19/15  
 Van Horn's College World Series Appearances.....7  
 (Neb: 2001, 2002; Ark: 2004, 2009, 2012, 2015, 2018)  
 Hitting Coach/Recruiting Coordinator.....  
 .....Nate Thompson (Dallas Baptist, 2006)  
 Pitching Coach.....Matt Hobbs (Missouri, 2002)  
 Volunteer Assistant Coach.....Taylor Smart (Tennessee, 2017)  
 Student Asst. Coach.....Jared Gates  
 .....Harrison Heffley  
 Dir. of Baseball Operations.....Clay Goodwin (Arkansas, 2005)  
 Athletic Trainer.....Corey Wood (East Carolina, 2008)  
 Strength & Conditioning...Blaine Kinsley (Lenoir-Rhyne, 2010)  
 Director of Video and Scouting.....Zach Barr  
 Graduate Managers.....Doug Willey, Phil Cebuhar  
 Managers.....Sean O'Neil  
 .....Cale Petrie  
 .....Hayden Sutton  
 .....Chandler Tolbert

### HISTORY

Years of Varsity Baseball at Arkansas.....96  
 (1897, 1901-03, 05, 08-16, 19-20, 22-29, 47-18)  
 All-Time Program Record.....2,196-1,384-6 (.612)  
 All-Time Conference Record/Years.....SEC: 397-383 (.509)/27  
 SWC: 264-205 (.563)/24  
 Combined: 661-588 (.529)/51  
 Conference Titles/Years.....SEC Overall: 2/1999, 2004  
 SEC Western Division: 4/1999, 2004, 2007, 2011, 2018  
 SWC: 2/1989, 1990  
 Conference Tournament Record/Years.....SEC: 33-40 (.452)/23  
 SWC: 18-25 (.419)/14  
 Combined: 51-65 (.440)/37  
 Conference Tournament Titles/Years.....SEC: None  
 SWC: 1/1985  
 NCAA Postseason Appearances.....30  
 (1973, 79-80, 83, 85-90, 95-96, 98-99, 2002-15, 2017, 2018)  
 NCAA Postseason Record.....83-66 (.557)  
 College World Series Appearances.....9  
 (1979, 1985, 1987, 1989, 2004, 2009, 2012, 2015, 2018)  
 College World Series Record.....15-18 (.455)  
 NCAA Super Regional Appearances.....7  
 (2002, 2004, 2009, 2010, 2012, 2015, 2018)  
 NCAA Super Regional Record.....11-7 (.600)  
 NCAA Regional Appearances.....29  
 NCAA Regional Record.....57-41 (.568)  
 Overall NCAA Regional Hosts.....7 (1999, 2004, 2006, 2007, 2010,  
 2017, 2018)  
 Best NCAA Finish.....1979 and 2018 National Runner-up

## GAME CREDENTIALS

Members of the media should contact John Thomas to request individual game credentials for Razorback home games. Credential requests should be made no later than noon (CT) the day before the scheduled contest and should be directed by e-mail to John Thomas. Credential requests for away games should be made to the communications contact of the home team. Only fully accredited personnel directly involved in the coverage of the game will be admitted. Credentials are non-transferable.

## INTERVIEW POLICIES

Please direct all requests for interviews with coaches and players to John Thomas. For home SEC weekends, Coach Dave Van Horn will hold his weekly press conference on Thursday with players and assistant coaches available following Thursday's practice. On road SEC weekends, Coach Van Horn will hold his weekly press conference on Wednesday with players and assistant coaches available following Wednesday's practice. Players are not available for interviews on gamedays, except for post-game interviews. Post-game press conferences are held in the indoor Pitching Development Center located down the third base line. Coach Van Horn and two or three most requested Razorback players will address the media. In the event of a doubleheader, the only Arkansas player available between games for interviews is the starting pitcher of game one. The Arkansas clubhouse is off limits to the media at all times.

## E-MAIL UPDATES

Members of the media may request to be added to the Arkansas communications baseball e-mail group. Subscribers will receive game notes, game stories and other information. To subscribe, send a request to John Thomas. Please identify yourself and your organization in your request as this service is only available to members of the media.

## GAMEDAY MEDIA SERVICES

The Arkansas communications staff provides scorecards, rosters, updated statistics and results for each team in the Baum Stadium press box prior to home games. Box scores, play-by-play and any postgame notes are disseminated approximately 10 minutes after the conclusion of the game. An Associated Press-style game story is also produced by the communications office. Members of the media may request these stories be sent to their organization via e-mail by contacting a member of the communications office.

## WIRELESS INTERNET

The Baum Stadium press box is equipped with wireless internet for use by the media. Media members should log on to the "UARK Media" network by using a password that will be provided at the stadium.

## GAMEDAY LIVE STATS

Live in-game stats will be provided at <http://arkansas.statbroadcast.com>.

## FACILITIES/PARKING

The Arkansas baseball team conducts all games at Baum-Walker Stadium at George Cole Field. Baum Stadium is located just off Razorback Road south of Martin Luther King, Jr., Boulevard. There is space for media parking on game day. Only cars with a parking credential will be allowed access to the parking lot.

## PHOTOGRAPHERS

No cameras are allowed on the Baum Stadium playing surface during games. Photographers are encouraged to use the photo wells at the end of each dugout and behind home plate.

## ARKANSAS ATHLETIC COMMUNICATIONS

The University of Arkansas athletic communications office is located on the main floor of Bud Walton Arena behind the Hog Heaven Store with office hours from 8 a.m. to 5 p.m., Monday through Friday. You can often reach us at Bud Walton after hours, but if not, please leave a message on our voice mail system.

Office: 479-575-2751 | Cell: 479-313-2564  
 Fax: 479-575-7481 | Press Row: 479-575-6622

Mailing Address  
 Razorbacks Communications  
 P.O. Box 7777  
 Fayetteville, AR 72702-7777


	Opponent	Score	WP	LP	SV	Attend	Time
<b>FEBRUARY</b>							
16	Eastern Illinois-1	W, 15-7	I. Campbell (1-0)	T. Jones (0-1)	--	--	3:11
	Eastern Illinois-2	W, 12-3	K. Ramage (1-0)	M. YaSenka (0-1)	--	8838	3:10
17	Eastern Illinois	W, 3-2	M. Cronin (1-0)	B. Malatestinic (0-1)	--	7382	2:49
21	at USC	W, 6-3	K. Ramage (2-0)	Q. Longrie (0-1)	M. Cronin (1)	377	3:28
22	at USC	W, 8-6	I. Campbell (2-0)	K. Hurt (0-1)	M. Cronin (2)	994	2:52
23	at USC	L, 6-4 (10 inn.)	C. Clarke (2-0)	M. Denton (0-1)	--	799	3:19
27	Memphis	W, 10-3	Z. Vermillion (1-0)	D. Denz (0-1)	--	6990	3:10
<b>MARCH</b>							
1	Stony Brook-1	W, 3-1	I. Campbell (3-0)	G. Marino (1-2)	M. Cronin (3)	--	2:17
	Stony Brook-2	W, 4-3	K. Ramage (3-0)	B. Herrmann (1-1)	J. Kostyshock (1)	7234	2:42
3	Stony Brook	W, 15-7	Z. Vermillion (2-0)	N. DeGennaro (0-1)	--	8117	3:35
5	Charlotte			CANCELLED			.
6	Charlotte	W, 9-2	P. Wicklander (1-1)	R. Czanstowski (0-1)	--	6976	2:45
8	Louisiana Tech	W, 4-2	K. Kopps (1-0)	K. Griffen (2-2)	M. Cronin (4)	8246	3:05
9	Louisiana Tech	L, 12-7	J. Kostyshock (0-1)	L. Robbins (1-0)	B. Smith (2)	9272	3:36
10	Louisiana Tech	W, 11-0	C. Scroggins (1-0)	L. Bailey (1-2)	--	7572	3:03
12	Western Illinois	W, 8-0	P. Wicklander (2-1)	A. Dorethy (0-3)	--	6926	2:45
13	Western Illinois	W, 11-1 (8 inn.)	M. Denton (1-1)	J. Foy (0-3)	--	6869	3:13
15	Missouri*	W, 2-0	I. Campbell (4-0)	J. Cantleberry (2-1)	M. Cronin (5)	8150	2:37
16	Missouri*	W, 4-3	K. Ramage (4-0)	TJ Sikkema (2-1)	M. Cronin (6)	9521	2:39
17	Missouri*	W, 3-2	J. Kostyshock (1-1)	C. Dulle (1-2)	--	9281	2:28
19	at #9 Texas	W, 11-4	K. Ramage (5-0)	J. Neely (0-1)	--	6208	2:39
20	at #9 Texas	L, 7-6	T. Stevens (2-1)	E. Trest (0-1)	C. Quintanilla (4)	6260	3:53
22	at Alabama*	W, 12-3	I. Campbell (5-0)	S. Finnerty (4-2)	--	4060	2:50
23	at Alabama*	L, 10-0	B. Love (3-0)	C. Noland (0-1)	--	4317	2:45
24	at Alabama*	W, 10-2	C. Scroggins (2-0)	W. Freeman (2-2)	--	3687	2:58
26	at Missouri St.	W, 8-2	Z. Vermillion (3-0)	H. Juenger (0-2)	--	2457	3:12
29	#21 Ole Miss*	W, 5-3	I. Campbell (6-0)	W. Ethridge (4-2)	M. Cronin (7)	10251	3:03
30	#21 Ole Miss*	L, 4-3	A. Miller (2-0)	K. Kopps (1-1)	P. Caracci (6)	9642	2:51
31	#21 Ole Miss*	L, 10-5	Z. Phillips (3-1)	K. Kopps (1-2)	T. Myers (1)	8433	3:39
<b>APRIL</b>							
2	Little Rock	W, 17-7	T. Gordon (2-1)	K. Ramage (5-1)	E. Daily (1)	7956	4:10
5	at #15 Auburn-1*	L, 6-3	E. Anderson (5-0)	K. Kopps (1-3)	C. Greenhill (7)	--	2:50
	at #15 Auburn-2*	W, 9-6 (15 inn.)	K. Kopps (2-3)	C. Skipper (3-2)	--	--	5:40
6	at #15 Auburn*	W, 8-0	P. Wicklander (3-1)	R. Fitts (2-1)	Z. Vermillion (1)	3731	3:08
9	Oral Roberts	W, 15-8	K. Ramage (6-1)	L. Odom (0-3)	--	8723	4:00
12	at #6 Vanderbilt*	L, 3-2	D. Fellows (7-0)	I. Campbell (6-1)	T. Brown (7)	3465	2:24
13	at #6 Vanderbilt*	L, 12-2	K. Rocker (3-4)	C. Noland (0-32)	--	3305	2:27
14	at #6 Vanderbilt*	W, 14-12	Z. Vermillion (4-0)	T. Brown (1-1)	M. Denton (1)	3488	4:01
16	Arkansas-Pine Bluff	W, 16-4 (7 inn.)	C. Noland (1-2)	C. Benoit (0-6)	--	7805	2:50
18	#2 Mississippi State*	W, 5-3	I. Campbell (7-1)	E. Small (4-1)	M. Cronin (8)	8338	2:50
19	#2 Mississippi State*	W, 12-5	K. Kopps (3-3)	P. Plumlee (2-3)	--	9573	3:58
20	#2 Mississippi State*	W, 10-2	C. Noland (2-2)	J. Ginn (7-2)	--	11087	2:58
23	Northwestern State	W, 19-2	K. Ramage (7-1)	K. Swanson (0-2)	--	7659	3:07
24	Northwestern State	L, 10-7	D. Hodo (1-2)	L. Henry (0-1)	T. Pigott (2)	7626	3:26
26	#18 Tennessee*	--	Baum-Walker Stadium	--	SECN+	--	6:30 p.m.
27	#18 Tennessee*	--	Baum-Walker Stadium	--	SECN+	--	6:30 p.m.
28	#18 Tennessee*	--	Baum-Walker Stadium	--	SEC Network	--	4 p.m.
30	Grambling State--	--	North Little Rock, Ark.	--	--	--	6:30 p.m.
<b>MAY</b>							
3	at Kentucky*	--	Lexington, Ky.	--	SECN+	--	5:30 p.m.
4	at Kentucky*	--	Lexington, Ky.	--	SECN+	--	1 p.m.
5	at Kentucky*	--	Lexington, Ky.	--	SECN+	--	Noon
9	LSU*	--	Baum-Walker Stadium	--	ESPNU	--	6:30 p.m.
10	LSU*	--	Baum-Walker Stadium	--	SECN+	--	6:30 p.m.
11	LSU*	--	Baum-Walker Stadium	--	ESPN2	--	1 p.m.
16	at Texas A&M*	--	College Station, Texas	--	SECN+	--	6:30 p.m.
17	at Texas A&M*	--	College Station, Texas	--	SECN+	--	6:30 p.m.
18	at Texas A&M*	--	College Station, Texas	--	SECN+	--	2 p.m.



# A || TV / RADIO ROSTER



**ZACK GREGORY**  
Fr. • 5-10 • 175 • L/R  
INF • Keller, Texas




**TREVOR EZELL**  
R-Sr. • 5-8 • 200 • S/R  
INF • Bryant, Ark.




**JACOB NESBIT**  
R-Fr. • 6-0 • 170 • R/R  
INF • Coppell, Texas



**JACK KENLEY**  
Jr. • 6-0 • 180 • L/R  
INF • Germantown, Tenn.



**JORDAN MCFARLAND**  
Jr. • 6-3 • 210 • R/R  
INF/OF • Waterloo, Ill.




**MATT GOODHEART**  
So. • 6-1 • 180 • L/R  
INF/OF • Magnolia, Ark.




**CASEY OPITZ**  
So. • 5-11 • 175 • S/R  
C/UTL • Centennial, Colo.




**CONNOR NOLAND**  
Fr. • 6-2 • 215 • R/R  
RHP • Greenwood, Ark.




**CALEB DENNY**  
Fr. • 6-2 • 180 • L/R  
INF • Owasso, Okla.




**CASEY MARTIN**  
So. • 5-11 • 175 • R/R  
INF • Lonoke, Ark.




**ANDREW STANLEY**  
Fr. • 5-9 • 180 • R/R  
C • Searcy, Ark.




**TREY HARRIS**  
Fr. • 5-10 • 165 • R/R  
OF • Little Rock, Ark.




**HESTON KJERSTAD**  
So. • 6-3 • 200 • L/R  
OF • Amarillo, Texas




**COBY BOULWARE**  
So. • 5-9 • 170 • R/R  
INF • Anthem, Ariz.




**ELIJAH TREST**  
Fr. • 6-3 • 205 • L/R  
RHP • White Oak, Texas




**JACOB BURTON**  
Fr. • 6-0 • 195 • R/R  
RHP • Diana, Texas



**CURTIS WASHINGTON, JR.**  
Fr. • 6-2 • 175 • R/R  
OF/INF • West Memphis, Ark.




**DOMINIC FLETCHER**  
Jr. • 5-9 • 175 • L/L  
OF • Cypress, Calif.




**CHRISTIAN FRANKLIN**  
Fr. • 5-11 • 180 • R/R  
OF • Overland Park, Kan.




**TRAVIS HESTER**  
Fr. • 6-2 • 195 • R/R  
RHP • College Station, Texas




**DILLON LIFRIERI**  
Fr. • 6-0 • 190 • R/R  
OF/INF • Wilton, Conn.



**KOLE RAMAGE**  
So. • 6-1 • 195 • R/R  
RHP • Southlake, Texas




**MARSHALL DENTON**  
R-So. • 5-11 • 165 • R/R  
RHP • Beebe, Ark.




**CALEB BOLDEN**  
So. • 6-2 • 185 • R/R  
RHP • Texarkana, Texas




**MATT CRONIN**  
Jr. • 6-2 • 210 • L/L  
LHP • Navarre, Fla.




**PATRICK WICKLANDER**  
Fr. • 6-1 • 180 • R/L  
LHP • San Jose, Calif.



**STEVEN SANCHEZ**  
Fr. • 6-7 • 250 • L/L  
LHP • Mundelein, Ill.




**JACOB KOSTYSHOCK**  
Jr. • 6-4 • 175 • R/R  
RHP • O'Fallon, Mo.




**CADEN MONKE**  
Fr. • 6-3 • 160 • L/L  
LHP • Mt. Olive, Ill.



**EVAN TAYLOR**  
Fr. • 6-4 • 235 • L/L  
LHP • Florence, Ala.



**COLLIN TAYLOR**  
R-So. • 5-11 • 220 • R/R  
RHP • Florence, Ala.



**KEVIN KOPPS**  
R-Jr. • 6-0 • 200 • R/R  
RHP • Sugar Land, Texas




**CARTER SELLS**  
Fr. • 6-0 • 190 • R/R  
RHP • Brentwood, Tenn.



**ZACK PLUNKETT**  
R-Sr. • 6-2 • 230 • R/R  
C • Hurst, Texas



**LIAM HENRY**  
Fr. • 6-2 • 175 • L/L  
LHP • Kansas City, Mo.



**WILL BARKER**  
Fr. • 6-2 • 180 • R/R  
RHP • Sherwood, Ark.



**ISAIAH CAMPBELL**  
R-Jr. • 6-4 • 235 • R/R  
RHP • Olathe, Kan.




**CODY SCROGGINS**  
R-Jr. • 6-0 • 185 • R/R  
RHP • Bentonville, Ark.




**ZEBULON VERMILLION**  
So. • 6-4 • 210 • L/R  
RHP • Prairie Village, Kan.



**DAVE VAN HORN**  
Head Coach  
17th Season



**NATE THOMPSON**  
Assistant Coach  
2nd Season




**MATT HOBBS**  
Assistant Coach  
1st Season




**TAYLOR SMART**  
Volunteer Assistant  
1st Season



**CLAY GOODWIN**  
Dir. of Operations  
12th Season



**JARED GATES**  
Student Assistant  
1st Season



**HARRISON HEFFLEY**  
Student Assistant  
2nd Season