



ARKANSAS Baseball Game Notes

9 College World Series Appearances • 7 NCAA Super Regional Appearances
30 NCAA Tournament Appearances • 2 SEC Regular Season Titles • 5 SEC Western Division Titles

'19 SCHEDULE & RESULTS

FEBRUARY

16	EASTERN ILLINOIS (DH) (SECN+)	W, 15-7
	EASTERN ILLINOIS (DH) (SECN+)	W, 12-3
17	EASTERN ILLINOIS (SECN+)	W, 3-2
21	at USC (PAC-12+)	W, 6-3
22	at USC (PAC-12+)	W, 8-6
23	at USC (PAC-12+)	L, 6-4 (10 inn.)
27	MEMPHIS (SECN+)	W, 10-3

MARCH

1	STONY BROOK (DH) (SECN+)	W, 3-1
	STONY BROOK (DH) (SECN+)	W, 4-3
3	STONY BROOK (SECN+)	W, 15-7
5	CHARLOTTE	CANCELLED
6	CHARLOTTE (SECN+)	W, 9-2
8	LOUISIANA TECH (SECN+)	W, 4-2
9	LOUISIANA TECH (SECN+)	L, 12-7
10	LOUISIANA TECH (SECN+)	W, 11-0
12	WESTERN ILLINOIS (SECN+)	W, 8-0
13	WESTERN ILLINOIS (SECN+)	W, 11-1 (8 inn.)
15	MISSOURI* (SECN+)	W, 2-0
16	MISSOURI* (SECN+)	W, 4-3
17	MISSOURI* (SECN+)	W, 3-2
19	at #9 Texas (Longhorn Network)	W, 11-4
20	at #9 Texas (Longhorn Network)	L, 7-6
22	at Alabama* (SECN+)	W, 12-3
23	at Alabama* (SECN+)	L, 10-0
24	at Alabama* (SECN+)	W, 10-2
26	at Missouri State (ESPN+)	W, 8-2
29	#21 OLE MISS* (ESPNU)	W, 5-3
30	#21 OLE MISS* (SEC Network)	L, 4-3
31	#21 OLE MISS* (SECN+)	L, 10-5

APRIL

2	LITTLE ROCK (SECN+)	L, 17-7
4	at #15 Auburn* (ESPN+)	L, 6-3
5	at #15 Auburn* (SECN+)	W, 9-6 (15 inn.)
6	at #15 Auburn* (SECN+)	W, 8-0
9	ORAL ROBERTS (SECN+)	W, 15-8
12	at #6 Vanderbilt* (SEC Network)	L, 3-2
13	at #6 Vanderbilt* (SECN+)	L, 12-2
14	at #6 Vanderbilt* (SECN+)	W, 14-12
16	ARKANSAS-PINE BLUFF (SECN+)	W, 14-6
18	#2 MISSISSIPPI STATE* (ESPNU)	W, 5-3
19	#2 MISSISSIPPI STATE* (SECN+)	W, 12-5
20	#2 MISSISSIPPI STATE* (SECN+)	W, 10-2
23	NORTHWESTERN STATE (SECN+)	W, 19-2
24	NORTHWESTERN STATE (SECN+)	L, 10-7
26	#18 TENNESSEE* (SECN+)	W, 11-9
27	#18 TENNESSEE* (SECN+)	W, 15-3
28	#18 TENNESSEE* (SEC Network)	W, 4-3 (10 inn.)
30	vs. Grambling State (NLR, Ark.)	6:30 p.m.

MAY

3	at Kentucky* (SECN+)	5:30 p.m.
4	at Kentucky* (SECN+)	1 p.m.
5	at Kentucky* (SECN+)	Noon
9	LSU* (ESPNU)	6:30 p.m.
10	LSU* (SECN+)	6:30 p.m.
11	LSU* (ESPN2)	1 p.m.
16	at Texas A&M* (SECN+)	6:30 p.m.
17	at Texas A&M* (SECN+)	6:30 p.m.
18	at Texas A&M* (SECN+)	2 p.m.
May 22-28	SEC Tournament (Hoover, Ala.)	TBA
May 31-June 2	NCAA Regionals	
June 7-9	NCAA Super Regionals	
June 14-27	College World Series (Omaha, Neb.)	

All times Central; Home game in BOLD; * - SEC Game

APRIL 30 VS. GRAMBLING STATE | DICKEY-STEPHENS PARK (NLR, ARK.)



GRAMBLING STATE TIGERS

Record	23-20 (16-8 SWAC)
Ranking	NR
Last Season	26-26 (14-10 SWAC)
Head Coach	James Cooper
Career Record	182-265 (10th Season)
Record at Grambling St.	Same



#5 ARKANSAS RAZORBACKS

Record	34-11 (15-6 SEC)
Ranking	5
Last Season	48-21 (18-12 SEC)
Head Coach	Dave Van Horn
Career Record	1,262-615 (31st season)
Record at Arkansas	677-375 (17th Season)

SERIES BY THE NUMBERS (2019 STATS)

GRAMBLING ST.	OFFENSE	ARKANSAS
.287	Batting Avg.	.308
.412	Slugging Pct.	.501
.411	On-Base Pct.	.408
76	Doubles	100
12	Triples	14
26	Home Runs	58
250	Walks	243
62-of-72	Stolen Bases/Att.	58-of-70

GRAMBLING ST.	PITCHING/DEFENSE	ARKANSAS
6.38	ERA	4.10
361.0	Innings Pitched	403.2
3	Complete Games	0
11	Saves	12
1.62	Strikeout/Walk Ratio	2.44
.299	Opponent's Avg.	.229
80	Errors	50
26	Double Plays	24

All-time Series (since 2010): ARK leads 6-0;

Series in Fayetteville: ARK leads 5-0; Series in NLR: ARK leads 1-0 (2018)

PROBABLE PITCHERS

(ARK) RHP Kole Ramage (7-1, 4.91 ERA, 37 K, 16 BB) vs. (GSU) RHP D'Quan Matthews (0-1, 6.17 ERA, 15 K, 13 BB)



Arkansas won its third game this season by way of the walk-off on Sunday after sophomore catcher Casey Opitz delivered the two-out double in the bottom of the ninth to finish the sweep of No. 18 Tennessee. It's Opitz's second walk-off hit this year, the last coming in the series finale against Missouri (March 17).

A || RAZORBACK NOTES PR MLB HO HO GS

MLB (8)

Name	Years at Arkansas	Club
Brian Anderson	2012-14	Miami
Jalen Beeks	2013-14	Tampa Bay
Andrew Benintendi	2014-15	Boston
Logan Forsythe	2006-08	Texas
James McCann	2009-11	Chicago White Sox
Blake Parker	2004-06	Minnesota
Drew Smyly	2009-10	Texas
Ryne Stanek	2011-13	Tampa Bay

AAA (3)

Name	Years at Arkansas	Club
D.J. Baxendale	2010-12	Rochester (MIN)
Zach Jackson	2014-16	Buffalo (TOR)
Matt Reynolds	2010-12	Fresno (WAS)

AA (3)

Name	Years at Arkansas	Club
Chad Spanberger	2015-17	New Hampshire (TOR)
Trevor Stephan	2017	Trenton (NYY)
Andy Wilkins	2008-10	Mississippi (ATL)

A-Advanced (1)

Name	Years at Arkansas	Club
Jacob Morris	2011-13	Winston-Salem (CWS)

A (4)

Name	Years at Arkansas	Club
Eric Cole	2016-18	Lexington (KC)
Blaine Knight	2016-18	Delmarva (BAL)
Grant Koch	2016-18	Greensboro (PIT)
Kacey Murphy	2016-18	West Michigan (DET)

A-Short (1)

Name	Years at Arkansas	Club
Jax Biggers	2017-18	Spokane (CLE)

Rookie (3)

Name	Years at Arkansas	Club
Evan Lee	2017-18	GCL Nationals (WAS)
Barrett Loseke	2016-18	GCL Yankees East (NYY)
Jake Reindl	2016-18	AZL Cubs (CHC)

Free Agents (2)

Name	Years at Arkansas	Last Club
Zack Cox	2009-10	Erie (DET)
Dallas Keuchel	2007-09	Houston



In recognition of the extraordinary longtime support of the Walker Family and the Willard and Pat Walker Charitable Foundation, the nation's top collegiate baseball ballpark has been renamed Baum-Walker Stadium at George Cole Field.

PROJECTED LINEUP

#	Name	AVG/SLG/OB	GP-GS	AB	R	H	2B	3B	HR	RBI	BB	SB-ATT
4	T. Ezell	.311/.515/.435	45-45	167	49	52	12	2	6	31	37	13-14
> Has started every game of his career (224-consecutive starts). > Tallied his 300th hit of his career over the weekend against Tennessee ... Now has 303 hits in his career over five seasons.												
18	H. Kjerstad	.332/.583/.402	44-44	187	40	62	9	1	12	39	12	3-3
> Hit .450 last week in five games against Northwestern State and Tennessee ... Was named National Player of the Week > Is two home runs shy of his freshman season total (14) and is currently second in the SEC with 12.												
15	C. Martin	.303/.564/.387	45-45	195	47	59	18	3	9	42	24	8-10
> Has at least one hit in nine of his last 10 games ... Five of those games were multi-hit performances. > Leads the SEC lead in doubles (18) and has three doubles in his last eight games.												
24	D. Fletcher	.324/.551/.388	45-45	185	42	60	18	0	8	41	19	1-2
> Notched 18 hits in his last 10 games, seven in non-conference games. > Hit his first career grand slam on Wednesday vs. NW State ... Now has 30 home runs in his career.												
10	M. Goodheart	.385/.533/.497	38-31	122	22	47	11	2	1	29	26	5-7
> Had his 14-game hit streak snapped on Wednesday ... Hit .369 over last 14 games with 18 walks and 16 RBIs. > Suffered a shoulder injury in game 1 against Tennessee ... Will not play against Grambling State.												
7	J. Kenley	.311/.565/.436	45-44	161	44	50	6	4	9	37	34	6-8
> On a six-game hitting streak with 10 hits during that span and seven RBIs. > Hit his ninth home run of the year on Sunday against Tennessee which ties for the second most on the team.												
5	J. Nesbit	.280/.387/.352	43-42	150	25	42	7	0	3	39	20	6-8
> Had a career-day notching six RBIs in game two against Tennessee, part of a 3-for-3 day with a home run and a double. > Has 12 RBIs in his last six games and is hitting .300 during that stretch.												
12	C. Opitz	.233/.284/.377	39-31	116	21	27	3	0	1	22	26	5-5
> Notched his second walk-off hit of the season on Sunday against Tennessee. It was his second hit of the series. > Has 10 hits in his last eight games, but only two have												
25	C. Franklin	.299/.460/.386	44-39	137	30	41	5	1	5	29	18	7-9
> Totaled a career-high four hits in a 4-for-4 game against Tennessee (April 27), his first multi-hit game since April 19. > Provided the game-tying solo home run in the bottom of the ninth on Sunday vs. Tennessee, his fifth HR of the year.												

RAZORBACK PRIME NINE

>> Arkansas will play its final non-conference game of the regular season on Tuesday against Grambling State inside Dickey-Stephens Park in North Little Rock, Arkansas. This is the 10th-straight year the Hogs have played a game in North Little Rock.

>> The Razorbacks are 8-1 in games played in Dickey-Stephens Park, the only loss coming in 2015 to Memphis. Tuesday's game will be the second-straight year the Hogs and Tigers have played in North Little Rock.

>> Arkansas won its second-straight SEC series by way of sweep last week, taking three-straight from Tennessee, its third sweep in conference play. The Hogs have won seven-straight conference games, it's longest streak since 2010.

>> Arkansas is hitting .366 as a team during its seven-game conference winning streak and averaging 10.1 runs per game during that stretch. Christian Franklin, Heston Kjerstad and Casey Martin are all hitting over .400 during that span.

>> Freshman right-hander Connor Noland worked 7+ innings for the second-straight week after going seven innings against Tennessee last week. He struck out a career-high 10 batters and gave up only two hits with one unearned run.

>> Sophomore outfielder Heston Kjerstad was named one of the National Players of the Week by Collegiate Baseball on Monday after hitting .450 last week with three home runs. He now has 12 homers on the year, two shy of his total from 2018.

>> Casey Martin and Dominic Fletcher lead the SEC in doubles heading into Tuesday's game with Grambling State. The duo has hit three doubles in the last six games and has 18 for the year.

>> Kole Ramage will make his second start in as many weeks on Tuesday in North Little Rock. Ramage is tied for the team lead with seven wins this season and has given up just two runs in his last seven innings of work.

>> Redshirt senior Trevor Ezell eclipsed the 300 career hit mark over the weekend after notching seven hits in three games against Tennessee. Ezell had three hits in each of the first two games against the Volunteers and now has 303 hits for his career.

2019 SEC STANDINGS (as of April 29, 2019)

		Conference					Overall			Last 10	Streak
		W	L	T	Win%	GB	W	L	Win%		
EASTERN	Vanderbilt	15	6	--	.714	--	34	9	.791	9-1	W7
	Georgia	13	8	--	.619	2.0	33	12	.733	5-5	L4
	Missouri	10	10	1	.500	4.5	30	15	.663	7-3	W4
	Florida	9	12	--	.429	6.0	28	18	.609	5-5	W1
	Tennessee	9	12	--	.429	6.0	31	14	.689	6-4	L3
	Kentucky	5	16	--	.238	10.0	22	22	.500	4-6	L1
	South Carolina	5	16	--	.238	10.0	24	20	.545	4-6	L3
WESTERN	Arkansas	15	6	--	.714	--	34	11	.756	9-1	W3
	LSU	13	8	--	.619	2.0	29	16	.644	5-5	W2
	Ole Miss	13	8	--	.619	2.0	30	15	.667	5-5	W3
	Mississippi St.	13	8	--	.619	2.0	36	9	.800	7-3	W4
	Texas A&M	11	9	1	.548	3.5	30	15	.663	4-6	L3
	Auburn	10	11	--	.476	5.0	27	17	.614	4-6	L3
	Alabama	5	16	--	.238	10.0	26	19	.578	3-7	L2

HOGS MAKING A HABIT OF THE WALK-OFF

Sunday's walk-off win against Tennessee was the third for the Razorbacks this year and fifth game won in the final inning. Casey Opitz now has two of Arkansas' walk-off hits this year, while Heston Kjerstad had his own in the opening weekend to help the Hogs sweep Eastern Illinois. On the road, Arkansas won game two of its series with Auburn, scoring three runs in the top of the 15th inning before shutting it out in the bottom half. The next week, Arkansas staved off the sweep at Vanderbilt, scoring five runs in the top of the ninth, winning 14-12.

EZELL SURPASSES 300 HITS IN CAREER

Redshirt senior Trevor Ezell reached the 300 career hit plateau in his first at-bat Saturday night against Tennessee on a lead-off single to right field. Ezell finished the game with three hits and now sits at 303 for his career. Ezell totaled 251 hits over four years at Southeast Missouri State prior to joining Arkansas for the 2019 season. He now sits at 52 hits this year, third most on the team.

GOT THE LONG BALL WORKING

Over the last 10 games, Arkansas' offense has hit a blistering .377 and slugged .655 with 21 home runs. Four of those home runs came in Saturday's victory over Tennessee as Heston Kjerstad not only went deep twice, but McFarland and Casey Martin did as well. It was the fourth game this year that the Razorbacks have hit four or more home runs in a game and ups their season total to 58, which is good for a tie for second in the SEC.

MARTIN AND NOLAND TAKE HOME SEC WEEKLY AWARDS

Sophomore Casey Martin was named the SEC's Player of the Week on Monday and freshman right-hander Connor Noland also took home the league's Co-Freshman of the Week honors. Martin hit .471 for the week with five of his eight hits and six of his 10 RBIs coming against the second-ranked Bulldogs. His performance helped Arkansas to its second SEC series sweep and second sweep over Mississippi State in the last three years. He also totaled a career-high four RBIs twice, once coming in the 16-4 win over Arkansas-Pine Bluff and the other in a 12-5 series-clinching victory over MSU. The Lonoke, Arkansas native takes a five-game hitting streak into this week's midweek series against Northwestern State and he has at least one hit in 15 of his last 17 games with a .391 average over his last 10 games with eight extra-base hits and 11 RBIs. Noland's 7.2 innings pitched on Saturday was a season-long as he struck out five batters and scattered four hits without giving up a walk. The five strikeouts were his second-most in a game this year, two shy of his season high of seven coming in his first career outing in February (vs. EIU - Feb. 16).

CAMPBELL FORMS INTO FRIDAY NIGHT ACE

Following the footsteps of All-American Blaine Knight, redshirt junior Isaiah Campbell has, seemingly, transformed into the Friday-night ace for the Hogs this year. Campbell is 7-1 on the year and is fifth in the SEC in strikeouts (81). His 71.0 innings pitched is the most among all SEC pitchers and eight of his last outings have been quality starts. He also has never walked more than three batters in a start this year.

Last 8 Starts (Isaiah Campbell)

Date	Opponent	IP	H	R	ER	BB	SO
March 1	Stony Brook	7.0	3	0	0	1	13
March 8	Louisiana Tech	6.0	7	2	2	0	10
March 15	Missouri	7.0	2	0	0	1	11
March 22	at Alabama	7.0	5	0	0	1	7
March 29	No. 21 Ole Miss	7.0	4	2	2	2	5
April 5	at No. 15 Auburn	6.2	7	3	3	3	3
April 12	at No. 6 Vanderbilt	7.2	6	3	3	0	9
April 18	No. 2 Miss. State	7.2	5	2	2	0	10
April 26	No. 18 Tennessee	4.2	6	7	3	3	3

KJERSTAD ON FIRE

Sophomore outfielder Heston Kjerstad did not have the best start to his second season when he was 8-for-36 (.222) after eight games. Since then, the Amarillo, Texas native is his usual self and hit .450 in the last week (5 games). He has at least one hit in 16 of his last 17 games dating back to March 31. His 12 home runs is just two shy of his total from freshman year.

Heston Kjerstad in 2019

Category	2018 (Through 42 games)	2019
Average	.368	.332
Slugging	.596	.583
On-Base Percentage	.443	.402
Hits	63	62
Runs	42	40
Extra-Base Hits	21	22
Home Runs	9	12
RBIs	39	39

GOODHEART STAYING HOT AT HALFWAY POINT OF SEC SEASON

Going into the SEC opener against Missouri, sophomore Matt Goodheart was only hitting .241 with one multi-hit game and just seven hits in 12 games and four RBIs. Claiming he was having trouble seeing at night, Goodheart got a new contacts prescription and not only turned the corner, but has become one of the top hitters in the SEC. Goodheart is now hitting .441 in his last 20 games and has tallied seven multi-hit performances in his last 12 games. Over the last 10 games, Goodheart is hitting .429 with 15 hits, seven for extra-bases and 13 RBIs. He's also walked 16 times during that stretch and has a .608 on-base percentage.

SEC Batting Leaders (SEC Games Only) (As of April 22)

Batting Average

1.	Grae Kessinger (OM)	.460
2.	Matt Goodheart (ARK)	.439
3.	Austin Martin (VU)	.383
4.	Philip Clarke (VU)	.375
	Zach Watson (LSU)	.375

Slugging Percentage

1.	Grae Kessinger (OM)	.667
2.	Cole Zabowski (OM)	.642
3.	Matt Goodheart (ARK)	.636
4.	JJ Bleday (VU)	.625
	Zach Watson (LSU)	.625

On-Base Percentage

1.	Matt Goodheart (ARK)	.543
2.	Grae Kessinger (OM)	.520
3.	Alerick Soularie (TENN)	.472
4.	Austin Martin (VU)	.457
5.	Thomas Dillard (OM)	.448



Junior closer Matt Cronin won his ninth game of the year Friday against Tennessee after facing the final three batters in the ninth inning and striking out two. He now has 23 saves in his career, just 10 shy of the Arkansas career record.



Arkansas' pitching staff practically handcuffed Mississippi State last week, which came in as the SEC's top hitting team. MSU hit .173 as a team against Arkansas pitching and all three Hog starters gave up two runs or less and struck out five or more.

DOUBLES MACHINE

Through 45 games, junior Dominic Fletcher and Casey Martin are at the top of the SEC in doubles. Martin and Fletcher lead all league players with 18 doubles and have three doubles in their last six games.

SEC DOUBLES LEADERS (as of April 22, 2019)

1.	Casey Martin (ARK)	18
	Dominic Fletcher (ARK)	18
3.	Jake Mangum (MSU)	17
	Jordan Westburg (MSU)	17
5.	Ryan Shinn (UK)	16
	Justin Foscoe (MSU)	16

WICKLANDER SHOWS POISE AS STARTER

Freshman Patrick Wicklander may be one of Arkansas' main starters by season's end. Wicklander has made four starts in his last five appearances and in all four of those starts has worked four or more innings three times and not allowed more than three earned runs in each appearance. His last three starts have come against SEC teams and he has allowed no more than three hits and struck out six or more.

PATRICK WICKLANDER IN COMPARISON

Category	As a Starter (9 Games)	As a Reliever (7 Games)
ERA	2.43	11.42
Wins	4	0
Innings Pitched	37.0	8.2
Hits	22	9
Runs	13	11
Earned Runs	10	11
Walks	16	12
Strikeouts	52	13

RAZORBACKS WIN MARATHON WITH TIGERS IN 15 INNINGS

Arkansas and Auburn were forced to play a doubleheader to begin their three-game series last week due to bad weather forecasts the day before. While the series opener took less than three hours, the back end of the doubleheader went 15 innings with Arkansas winning the game, 9-6, thanks to a clutch home run in the top of the 15th by Heston Kjerstad. The 15-inning game was Arkansas' longest in terms of innings since a 16-inning loss to Southeast Missouri State in 2004 and Friday's total game time was five hours and 40 minutes.

LONGEST GAMES SINCE 2004 (12 INNINGS OR MORE)

April 5, 2019	W, 9-6 (15 inn.)	at No. 15 Auburn
March 5, 2016	L, 10-8 (12 inn.)	vs. Eastern Illinois
March 17, 2013	L, 6-4 (13 inn.)	vs. Ole Miss
March 16, 2012	W, 4-3 (12 inn.)	vs. Alabama
June 13, 2010	L, 7-5 (12 inn.)	at Arizona St.
June 12, 2010	L, 7-6 (12 inn.)	at Arizona St.
June 17, 2009	W, 4-3 (12 inn.)	vs. Virginia
March 29, 2008	L, 6-5 (12 inn.)	at Vanderbilt
April 6, 2004	L, 6-5 (16 inn.)	vs. SE Missouri St.

WINNING THE CLOSE ONES

Arkansas is 13-5 this season in games decided by three runs or less and 15 of those games have been decided by two runs or less. In those close games, Arkansas pitching has been the story, holding opponents to an average of 4.0 runs per game and a .220 opponents batting average. Matt Goodheart is hitting .315 in those games which leads all Razorbacks.

NESBIT WINS FIRST SEC FRESHMAN OF THE WEEK

Redshirt-freshman infielder Jacob Nesbit was named the SEC Freshman of the Week on last week after his strong weekend at the plate that helped the Razorbacks split the midweek series at No. 9 Texas and then take a crucial weekend series on the road against Alabama. The Coppell, Texas native hit .421 (8-for-19) for the week, good for the second-best average on the team and extended his team-best hitting streak to 15 games, which dates back to a March 6 victory over Charlotte. Nesbit has also reached base in 24-consecutive games, which is the longest on the team. During his 15-game hit streak, he saw his batting average rise from .235 to .346 and has tallied five multi-hit games during that span.

SCROGGINS SHUTS DOWN LOUISIANA TECH

Making the Sunday start against Louisiana Tech, Cody Scroggins went a career-long six innings and struck out a career-high 11 batters, while walking only one and giving up two singles on 88 pitches. Scroggins didn't even allow a baserunner past first base for his entire outing and retired seven of the first eight he faced. It was his' first victory of the year and first decision in 27 career appearances dating back to 2016.

WELCOME TO THE SHOW KID

Freshman right-hander Elijah Trest made his collegiate debut in the ninth inning in game three against Louisiana Tech (March 10), striking out the side on 20 pitches to help secure Arkansas' 12th victory of the year. Trest is the seventh different freshman pitcher to see time on the mound so far this season and fourth to strike out the side in their first collegiate inning of work (C. Monke, P. Wicklander, E. Taylor).

CAMPBELL TURNS IN CAREER DAY AGAINST STONY BROOK

For the first time since 2017, a Razorback pitcher struck out 12 or more batters in a game when Isaiah Campbell struck out a career-high 13 Stony Brook batters over seven innings on March 1. It was the most strikeouts in a game since Trevor Stephan struck out 13 against Rhode Island on March 10, 2017. Campbell's strikeout total made him only the second Razorback pitcher since 2010 to strike out 11 or more and the second since 2007 to strike out 13 or more.



Trailing 11-9 going into the ninth inning on Sunday at No. 6 Vanderbilt, Arkansas reeled off five runs and held off the Commodores in the bottom half to win 14-12, in one of the wildest games of the year. Arkansas had a season-high 22 hits in the game, its most in a single game since the second game of the 2018 season (vs. Bucknell - Feb. 17, 2018). Eight of Arkansas' nine starters had two or more hits led by Casey Opitz and Heston Kjerstad, who each had four hits.

RAZORBACKS HEAD WEST, DOWN TROJANS

Arkansas went west to face USC in a three-game series in week two and came away with its first road series win since 2017. The Hogs won games one and two 6-3 and 8-6, respectively, and nearly swept the Trojans before a 10th-inning walk-off homer thwarted that plan. It was the first road series win for the Hogs since they took 2-of-3 from Alabama in Tuscaloosa in April of 2017.

FEBRUARY SUCCESS

Since Dave Van Horn took over for the Razorbacks in 2003, Arkansas have played through the month of February with one loss or better 13 times, including six undefeated years. The Hogs are 118-18 in the first month of the year under Van Horn. Last year, the team went 6-2 in February and hit .310 as a team.

HOGS BLAST PANTHERS ON OPENING WEEK

For the sixth-straight season, Arkansas opened its campaign with a series sweep dating back to 2014. The Razorbacks swept Eastern Illinois by a combined score of 30-12, scoring 10+ runs in each of the first two games. The Hogs completed the sweep on Sunday with a walk-off single by sophomore Heston Kjerstad in the bottom of the ninth, his second walk-off of his career.

NEAR IMMACULATE INNING

Freshman Patrick Wicklander nearly achieved a feat that some pitchers only dream of when he came out of the bullpen in the sixth inning to relieve Jacob Kostyshock last Sunday against EIU. Wicklander struck out the heart of EIU's lineup consisting of Jimmy Govern, Hunter Morris and Ryan Knernschiold and did it on 10 pitches, just one shy of the near immaculate nine-pitch, three-strikeout inning. Wicklander finished his first career outing with 2.1 innings thrown, one run allowed and four strikeouts on 31 pitches.

SEE THE BALL, HIT THE BALL

In the season-opener against EIU, Arkansas achieved more than just scoring 15 runs on 18 hits en route to its 25th-straight season-opening win. The Hogs also did not strike out in 46 batters, a feat that hadn't been achieved since 7-6 victory over Troy on Feb. 28, 2010.

97 YEARS AND COUNTING

The 2019 season will mark the 97th season of Razorback Baseball and 17th with head coach Dave Van Horn. Since Van Horn took over, the Hogs have reached the College World Series five times, including three times in the last seven years.

ARKANSAS LEADS NATION IN PRESEASON GOLDEN SPIKES WATCH

Sophomores Heston Kjerstad and Casey Martin, as well as junior reliever Matt Cronin were named among 55 players on the 2019 USA Baseball Golden Spikes Award watch list this week, an award presented to the top amateur player in the country. Arkansas led all schools on the preseason watch list with three selections, while Auburn, Baylor, Elon, Florida, Florida State, NC State, Oregon State, Stanford and UCLA each boast a pair of athletes represented as well.

PRESEASON ALL-SEC FIRST TEAM LITTERED WITH HOGS

Arkansas' quartet of Casey Martin, Heston Kjerstad, Matt Cronin and Dominic Fletcher were all selected by the league coaches to the Preseason All-SEC First Team. The four first team selections are the most of any team in the league and it ties with Ole Miss and Georgia for the most selections combined on either Preseason All-SEC team. Fletcher and Kjerstad make up two of the three outfield positions, while Martin is considered the top shortstop in the league and Cronin is considered the top reliever by the 14 head coaches.

ARKANSAS EARNS TOP 25 PRESEASON RANKINGS IN ALL NATIONAL POLLS

Coming off a national runner-up finish at the 2018 College World Series, Arkansas will begin the 2019 season ranked in the top 25 of all the major national polls. The Hogs highest preseason placement comes in the USA Today/ESPN Coaches' Poll which has them at No. 12 in the nation. Arkansas is also within the top-15 in the Perfect Game poll (No. 13) and the NCBWA poll (No. 15).

BRINGING THE NOISE

For the 14th straight year, Arkansas placed in the top five in the nation in total and average attendance after the 2017 season. With 8,857 fans per game in 36 home games, the Razorbacks continued to draw the fans, finishing third in average attendance. A total of 318,856 fans visited Baum Stadium during the 2018 season, also good for third in the country.

A LOOK AT THE SCHEDULE

Arkansas' 2019 schedule is expected to be another tough slate. The Razorbacks are set to face nine teams that reached the NCAA Tournament in 2018 a total of 22 times (39.2 percent of games). Arkansas will host 20 of its 26 nonconference games including 11-consecutive from Feb. 27-March 13.

MOVE TO SHORT

Sophomore Casey Martin spent all of 2018 at third base and put up record-breaking numbers en route to freshman All-America, SEC All-Tournament and All-SEC nods. But with the Texas Rangers selecting Jax Biggers in last summer's draft, Martin will have the chance to move back to his natural position of shortstop for the 2019 season. Martin led the team with a .345 average last year, including 87 hits, 14 doubles, 13 home runs and 49 RBIs. He's been named the top shortstop in the nation by DIBaseball.com.

DVH INTO ARKANSAS SPORTS HALL OF FAME

Head coach Dave Van Horn became the newest member of the Arkansas Sports Hall of Fame last month, joining fellow Razorbacks Norm DeBriyn Kevin McReynolds, Melvin McGaha, Tom Pagnozzi and Cliff Lee. It's the fourth hall of fame induction for the Hog coach, including the Winnetonka HS, Central Missouri and Ban Johnson Hall of Fames.

KJERSTAD AND MARTIN HOPE TO BUILD ON ALL-AMERICAN FRESHMAN SEASONS

In 2018, Arkansas was able to tout that it had not only one, but two of the top freshmen in the country in

Heston Kjerstad and Casey Martin. In their first years, the duo combined to hit .339 with 27 home runs and 107 RBIs. Both players broke or tied the previous Arkansas freshman records for hits, home runs and total bases and both ranked in top-10 in the SEC in each of those categories, including slugging percentage and on-base percentage. Kjerstad is now the Arkansas freshman record holder for home runs (14) and total bases (145), while him and Martin together hold the freshman record for hits (87). The home run record was previously set in 2009, while the hits record stood since 2011. The total bases record was last set by Danny Hamblin, who had 122 total bases in 2004.

YOUR REIGNING SEC FRESHMAN OF THE YEAR...

For the second time in four seasons, Arkansas had a player take home one of the SEC's major end-of-year awards as Heston Kjerstad was named the SEC Freshman of the Year, becoming the first player in program history to earn the honor. He's also the third Razorback to win a major conference award, joining Andrew Benintendi (Player of the Year, 2015) and Nick Schmidt (Pitcher of the Year, 2006). In addition to being named the league's top freshman, Kjerstad was also named to the All-SEC Second Team and SEC All-Freshman team. Kjerstad went on to be named a freshman All-American by Collegiate Baseball, the NCBWA and D1 Baseball after hitting .332 with a team-leading 14 home runs and 58 RBIs.

RAZORBACKS TIE SCHOOL RECORD WITH 11 MLB DRAFT PICKS IN 2018

For the 44th-consecutive year, Arkansas had at least one player selected in the MLB Draft. Arkansas tied its school record with 11 draftees in the 2018 MLB Draft, five who went in the first 10 rounds. Right-hander Blaine Knight led all Razorbacks after being selected in the third round by the Baltimore Orioles, becoming the 14th Razorback taken in the draft's first three rounds since 2010 and the fifth pitcher since 2013. Eric Cole (4th round, Kansas City), Grant Koch (5th round, Pittsburgh), Jax Biggers (8th round, Texas), Carson Shaddy (10th round, Washington), Kacey Murphy (11th round, Detroit), Evan Lee (15th round, Washington), Barrett Loseke (17th round, NY Yankees), Jake Reindl (17th round, Chicago Cubs), Isaiah Campbell (24th round, LA Angels) and Zack Plunkett (37th round, Arizona) all followed, giving Arkansas its first draft with 10 or more draft picks since 2013.

FLETCHER AND CRONIN COMPETE WITH TEAM USA

After Arkansas' run to the College World Series finals, outfielder Dominic Fletcher and pitcher Matt Cronin spent the summer playing for the USA Baseball Collegiate National Team, becoming the 15th and 16th Razorbacks to don the Red, White and Blue. Both players were able to make tours throughout the east coast as well as a five-game series in Havana, Cuba as part of the 7th Annual USA vs. Cuba International Friendship Series. Fletcher appeared in 10 games, tallying six hits and two RBIs, while Cronin made four appearances, notching one win and one save.

Baseball America

Week 12

1. UCLA	34-7
2. Stanford	31-7
3. Vanderbilt	34-9
4. Oregon State	31-10-1
5. Arkansas	34-11
6. Mississippi State	36-9
7. Louisville	35-9
8. Georgia	33-12
9. ECU	33-11
10. Georgia Tech	30-14
11. Texas Tech	29-13
12. LSU	29-16
13. UC Santa Barbara	32-7
14. North Carolina	33-12
15. Texas A&M	30-15-1
16. Baylor	30-12
17. West Virginia	26-15
18. Ole Miss	30-15
19. UC Irvine	28-10
20. Arizona State	32-10
21. NC State	33-12
22. Indiana	30-14
23. Miami (Fla.)	31-14
24. Missouri	30-15-1
25. BYU	29-10

D1Baseball

Week 12

1. UCLA	34-7
2. Stanford	31-7
3. Oregon State	31-10-1
4. Vanderbilt	34-9
5. Arkansas	34-11
6. Mississippi State	36-9
7. Louisville	35-9
8. Georgia Tech	30-14
9. Georgia	33-12
10. ECU	33-11
11. Texas Tech	29-13
12. LSU	29-16
13. Ole Miss	30-15
14. Texas A&M	30-15-1
15. North Carolina	33-12
16. Baylor	30-12
17. West Virginia	26-15
18. UC Santa Barbara	32-7
19. Indiana	30-14
20. NC State	33-12
21. Miami (Fla.)	31-14
22. Arizona State	32-10
23. Florida State	28-15
24. Missouri	30-15-1
25. UC Irvine	28-10

Perfect Game

Week 12

1. UCLA	34-7
2. Oregon State	31-10-1
3. Stanford	31-7
4. Vanderbilt	34-9
5. Arkansas	34-11
6. Mississippi State	36-9
7. Louisville	35-9
8. ECU	33-11
9. LSU	29-16
10. UC Santa Barbara	32-7
11. Georgia Tech	30-14
12. Georgia	33-12
13. Texas Tech	29-13
14. North Carolina	33-12
15. Ole Miss	30-15
16. Texas A&M	30-15-1
17. UC Irvine	28-10
18. West Virginia	26-15
19. Indiana	30-14
20. Baylor	30-12
21. Arizona State	32-10
22. NC State	33-12
23. Miami (Fla.)	31-14
24. Michigan	31-11
25. Tennessee	31-14

USA Today/ESPN

Week 12

1. UCLA	34-7
2. Vanderbilt	34-9
3. Stanford	31-7
4. Oregon State	31-10-1
5. Louisville	35-9
6. Arkansas	34-11
7. Mississippi State	36-9
8. Georgia	33-12
9. Georgia Tech	30-14
10. ECU	33-11
11. North Carolina	33-12
12. Texas Tech	29-13
13. UC Santa Barbara	32-7
14. LSU	29-16
15. Ole Miss	30-15
16. Arizona State	32-10
17. Texas A&M	30-15-1
18. Baylor	30-12
19. NC State	33-12
20. West Virginia	26-15
21. Miami (Fla.)	31-14
22. Indiana	30-14
23. Tennessee	31-14
24. UC Irvine	28-10
25. Missouri	30-15-1
Florida State	28-15

Collegiate Baseball

Week 12

1. UCLA	34-7
2. Vanderbilt	34-9
3. Stanford	31-7
4. Louisville	35-9
5. Oregon State	31-10-1
6. Arkansas	34-11
7. Mississippi State	36-9
8. UC Santa Barbara	32-7
9. Georgia	33-12
10. ECU	33-11
11. North Carolina	33-12
12. Arizona State	32-10
13. LSU	29-16
14. Georgia Tech	30-14
15. Baylor	30-12
16. Texas Tech	29-13
17. Ole Miss	30-15
18. UC Irvine	28-10
19. Texas A&M	30-15-1
20. NC State	33-12
21. Oklahoma State	25-16
22. Michigan	31-11
23. Indiana	30-14
24. Miami (Fla.)	31-14
25. Florida State	28-15
26. Duke	27-17
27. BYU	29-10
28. West Virginia	26-15
29. Southern Miss	29-13
30. Texas State	31-13

NCBWA

Week 11

1. UCLA	30-7
2. Stanford	27-6
3. Oregon State	28-8-1
4. Vanderbilt	31-9
5. Georgia	33-8
6. Louisville	31-9
7. Arkansas	30-10
8. UC Santa Barbara	30-5
9. Texas A&M	29-12-1
10. Mississippi State	32-9
11. ECU	29-10
12. North Carolina	30-11
13. Arizona State	30-8
14. LSU	26-15
15. NC State	31-10
16. Georgia Tech	27-13
17. Texas Tech	25-13
18. Baylor	26-12
19. Ole Miss	27-14
20. West Virginia	24-14
21. Tennessee	30-11
22. Miami (Fla.)	27-14
23. Auburn	26-14
24. UC Irvine	25-9
25. Oklahoma State	25-13
26. Indiana	27-13
27. TCU	23-15
28. Creighton	22-8
29. BYU	26-10
30. Michigan	28-11

Arkansas Week-By-Week in the Polls

	BA	D1	PG	USA TODAY	CB	NCBWA
Preseason	18	16	13	12	25	15
Week 2	17	16	13	--	23	13
Week 3	17	16	13	--	22	13
Week 4	16	15	12	10	16	14
Week 5	16	14	11	10	17	13
Week 6	15	11	10	9	10	8
Week 7	10	8	8	8	9	8
Week 8	12	14	17	9	8	10
Week 9	8	12	11	10	7	9
Week 10	10	12	12	10	9	8
Week 11	6	8	6	7	8	7
Week 12	5	5	5	6	6	--
Week 13	--	--	--	--	--	--
Week 14	--	--	--	--	--	--
Week 15	--	--	--	--	--	--
Week 16	--	--	--	--	--	--
Final	--	--	--	--	--	--

BA - Baseball America

ESPN - USA Today/ESPN

CB - Collegiate Baseball

NCBWA - National Collegiate Baseball Writers Association

PG - Perfect Game

D1 - D1Baseball.com

**PERSONAL**

Born: Sept. 17, 1960
 Hometown: Kansas City, Mo.
 Alma Mater: Arkansas (1988)
 Masters of Science: East Texas State Univ. (1992)
 Wife: Karen
 Children: Hollan, Mariel
 Named Head Coach at Arkansas: June 21, 2002

PLAYING HISTORY

1982-1984 Atlanta Braves Organization
 1982 MLB Draft: 10th Rd (Braves)
 1982 Arkansas
 1980-1981 McLennan (Texas) CC

COACHING HONORS

2004 SEC Coach of the Year
 2001 Baseball America National Coach of the Year
 2001 BIG 12 Coach of the Year
 2001 ABCA Midwest Region Coach of the Year
 2000 ABCA Midwest Region Coach of the Year
 1997 Southland Coach of the Year
 1995 Southland Coach of the Year
 1994 NCAA Division II Coach of the Year
 1994 ABCA Central Region Coach of the Year

HALL OF FAME

2019 Inducted into Arkansas Sports Hall of Fame
 2013 Inducted into Winnetonka HS HOF
 2012 Inducted into Ban Johnson League HOF
 2001 Inducted into Central Missouri State HOF

After 16 years as head coach of the Razorback Baseball program, Dave Van Horn has continued to elevate Arkansas into one of the nation's premier teams year in and year out. Over his 16 seasons as head Hog, Van Horn has led Arkansas to five College World Series appearances, 15 NCAA Tournament berths, one Southeastern Conference overall title, four SEC Western Division championships and a total of 643 wins, averaging more than 40 wins a season.

Ever since returning to his alma mater in 2003 to take over for retiring SEC legend Norm DeBriyn, Van Horn has continued to successfully field nationally competitive teams, while also grooming numerous All-Americans, all-conference and future Major League players.

Under his guidance, 24 Razorbacks have been named All-Americans, 33 as All-SEC players, and 101 have been picked in the MLB Draft. Those draft picks are the third-most among all active head coaches in the SEC.

Van Horn is the second-winningest coach in Arkansas history with 643 wins entering the 2019 season. Earlier this year, with a win at San Diego State, Van Horn became only the second active head coach in the SEC with 600 or more wins at their current school.

Including his years at Nebraska, Northwestern State and Central Missouri State, Van Horn has racked up 1,014 wins at four-year institutions, which is 15th-most among all active coaches. He is also one of 10 active coaches with 1,000 or more wins at four-year schools.

DVH AGAINST 2019 OPPONENTS				
	W/L	Home	Away	Neutral
Alabama	32-24	17-7	13-14	2-3
Auburn	30-21	15-9	15-12	1-0
Charlotte	2-2	1-0	0-1	1-1
Eastern Illinois	16-1	16-1	--	--
Grambling State	6-0	5-0	--	1-0
Kentucky	22-11	13-5	9-6	--
Louisiana Tech	17-4	8-2	5-3	4-0
LSU	18-39	9-5	8-16	1-8
Memphis	9-1	2-0	5-0	2-1
Mississippi State	28-27	16-11	10-14	2-2
Missouri	12-3	7-2	5-1	--
Missouri State	19-9	11-7	8-2	--
Northwestern State	5-2	5-2	--	--
Ole Miss	23-36	10-17	9-15	4-4
Oral Roberts	16-6	10-3	5-3	1-0
Southern Cal	4-2	2-1	2-1	--
Tennessee	24-13	11-5	10-7	2-1
Texas	6-4	2-0	2-3	2-1
Texas A&M	14-9	8-4	5-5	1-0
Vanderbilt	19-22	12-8	7-10	0-4
Western Illinois	9-1	9-1	--	--

VAN HORN'S CAREER NUMBERS

Year	School	Record	Pct.	Conf.	Place	Tourn.	NCAA
1989	Texarkana CC	39-18	.684	NA	NA	NA	--
1990	Texarkana CC	44-14	.759	NA	NA	NA	--
1991	Texarkana CC	45-12	.789	NA	NA	NA	--
1992	Texarkana CC	48-10	.827	NA	1st	NA	--
1993	Texarkana CC	38-18	.678	NA	NA	NA	--
	<i>Totals</i>	<i>214-72</i>	<i>.748</i>	--	--	--	--
1994	Central Missouri State	51-11	.823	15-1	1st (Div.)	1st (4-1)	NCAA DII Champs
	<i>Totals</i>	<i>51-11</i>	<i>.823</i>	<i>15-1</i>	--	<i>1 (4-1)</i>	--
1995	Northwestern State	37-15	.711	19-5	1st	DNP (0-2)	--
1996	Northwestern State	34-27	.557	14-16	2nd (Div.)	2nd (3-2)	--
1997	Northwestern State	35-23	.603	19-9	1st	DNP (0-2)	--
	<i>Totals</i>	<i>106-65</i>	<i>.620</i>	<i>52-30</i>	--	<i>3 (3-6)</i>	--
1998	Nebraska	24-20	.545	10-13	7th	DNQ	DNQ
1999	Nebraska	42-18	.700	16-9	5th	1st (4-0)	NCAA (1-2)
2000	Nebraska	51-17	.750	21-9	2nd	1st (5-1)	NCAA (4-2)
2001	Nebraska	50-16	.758	20-8	1st	1st (4-0)	CWS (5-2)
2002	Nebraska	47-21	.691	16-11	2nd	2nd (3-1)	CWS (5-3)
	<i>Totals</i>	<i>214-92</i>	<i>.699</i>	<i>67-39</i>	--	<i>4 (16-2)</i>	<i>4 (15-9)</i>
2003	Arkansas	35-22	.612	14-16	6th West	T-7th (0-2)	NCAA (1-2)
2004	Arkansas	45-24	.652	19-11	T-1st Overall	4th (2-2)	CWS (6-3)
2005	Arkansas	39-22	.636	13-17	T-5th West	T-7th (0-2)	NCAA (2-2)
2006	Arkansas	39-21	.650	18-12	2nd West	T-7th (0-2)	NCAA (1-2)
2007	Arkansas	43-21	.672	18-12	1st West	2nd (3-1)	NCAA (2-2)
2008	Arkansas	34-24	.586	14-15	4th West	DNQ	NCAA (0-2)
2009	Arkansas	41-24	.631	14-15	4th West	4th (2-2)	CWS (7-2)
2010	Arkansas	43-21	.672	18-12	2nd West	T-7th (0-2)	NCAA (3-3)
2011	Arkansas	40-22	.645	15-15	1st West	T-3rd (2-2)	NCAA (2-2)
2012	Arkansas	46-22	.676	16-14	T-2nd West	T-9th (0-2)	CWS (7-3)
2013	Arkansas	39-22	.639	18-11	2nd West	T-3rd (2-1)	NCAA (2-2)
2014	Arkansas	40-25	.615	16-14	4th West	T-3rd (3-2)	NCAA (2-2)
2015	Arkansas	40-25	.615	17-12	3rd West	T-5th (2-2)	CWS (5-3)
2016	Arkansas	26-29	.473	7-23	7th West	DNQ	DNQ
2017	Arkansas	45-19	.703	18-11	2nd West	2nd (3-2)	NCAA (3-2)
2018	Arkansas	48-21	.696	18-12	T-1st West	T-3rd (2-1)	CWS Runner-Up (9-3)
2019	Arkansas	34-11	.756	15-6	--	--	--
	<i>Totals</i>	<i>677-375</i>	<i>.644</i>	<i>268-228</i>	--	<i>14 (21-25)</i>	<i>15 (52-35)</i>
CAREER TOTALS		1,262-615	.672	402-298	--	44-34 (.564)	67-44 (.604)



|| NUMERICAL ROSTER

No.	Player	Pos.	B/T	Yr.	Ht.	Wt.	Hometown/Previous School
3	Zack Gregory	INF	L/R	Fr	5-10	175	Keller, Texas / Timber Creek HS
4	Trevor Ezell	INF	S/R	R-Sr	5-8	200	Bryant, Ark. / Bryant HS/ Southeast Missouri State
5	Jacob Nesbit	INF	R/R	R-Fr	6-0	170	Coppell, Texas / Coppell HS
7	Jack Kenley	INF	L/R	Jr	6-0	180	Germantown, Tenn. / Houston HS
8	Jordan McFarland	INF/OF	R/R	Jr	6-3	210	Waterloo, Ill. / Waterloo HS
10	Matt Goodheart	INF/OF	L/R	So	6-1	180	Magnolia, Ark. / San Jacinto CC
12	Casey Opitz	C	S/R	So	5-11	175	Centennial, Colo. / Heritage HS
13	Connor Noland	RHP	R/R	Fr	6-2	215	Greenwood, Ark. / Greenwood HS
14	Caleb Denny	INF	L/R	Fr	6-2	180	Owasso, Okla. / Owasso HS
15	Casey Martin	INF	R/R	So	5-11	175	Lonoke, Ark. / Lonoke HS
16	Andrew Stanley	C	R/R	Fr	5-9	180	Searcy, Ark. / Searcy HS/IMG Academy
17	Trey Harris	OF	R/R	Fr	5-10	165	Little Rock, Ark. / Little Rock Christian Academy
18	Heston Kjerstad	OF	L/R	So	6-3	200	Amarillo, Texas / Randall HS
19	Coby Boulware	INF	R/R	So	5-9	170	Anthem, Ariz. / TCU / Boulder Creek HS
20	Elijah Trest	RHP	L/R	Fr	6-3	205	White Oak, Texas / White Oak HS
21	Jacob Burton	RHP	R/R	Fr	6-0	195	Diana, Texas / New Diana HS
22	Curtis Washington, Jr.	OF/INF	R/R	Fr	6-2	175	West Memphis, Ark. / Academies of West Memphis HS
24	Dominic Fletcher	OF	L/L	Jr	5-9	175	Cypress, Calif. / Cypress HS
25	Christian Franklin	OF	R/R	Fr	5-11	180	Overland Park, Kan. / Rockhurst HS
26	Travis Hester	RHP	R/R	Fr	6-2	195	College Station, Texas / College Station HS
27	Dillon Lifrieri	OF/INF	R/R	Fr	6-0	190	Wilton, CT. / Wilton HS
28	Kole Ramage	RHP	R/R	So	6-1	195	Southlake, Texas / Southlake Carroll HS
29	Marshall Denton	RHP	R/R	R-So	5-11	165	Beebe, Ark. / Beebe HS
31	Caleb Bolden	RHP	R/R	So	6-2	185	Texarkana, Texas / Pleasant Grove HS
32	Matt Cronin	LHP	L/L	Jr	6-2	210	Navarre, Fla. / Navarre HS
33	Patrick Wicklander	LHP	R/L	Fr	6-1	180	San Jose, Calif. / Valley Christian HS
34	Steven Sanchez	LHP	L/L	Fr	6-7	250	Mundelein, Ill. / Mundelein HS
35	Jacob Kostyshock	RHP	R/R	Jr	6-4	175	O'Fallon, Mo. / Francis Howell HS
37	Caden Monke	LHP	L/L	Fr	6-3	160	Mt. Olive, Ill. / Mt. Olive HS
39	Evan Taylor	LHP	L/L	Fr	6-4	235	Florence, Ala. / Florence HS
44	Collin Taylor	RHP	R/R	R-So	5-11	220	Florence, Ala. / Florence HS / Walters State CC
45	Kevin Kopps	RHP	R/R	R-Jr	6-0	200	Sugar Land, Texas / George Ranch HS
46	Carter Sells	RHP	R/R	Fr	6-0	190	Brentwood, Tenn. / Ravenwood HS
48	Zack Plunkett	C	R/R	R-Sr	6-2	230	Hurst, Texas / TCU / L.D. Bell HS
49	Liam Henry	LHP	L/L	Fr	6-2	175	Kansas City, Mo. / Park Hill HS
54	Will Barker	RHP	R/R	Fr.	6-2	180	Sherwood, AR / Pulaski Academy
55	Isaiah Campbell	RHP	R/R	R-Jr	6-4	235	Olathe, Kan. / Olathe South HS
57	Cody Scroggins	RHP	R/R	R-Jr	6-0	185	Bentonville, Ark. / Bentonville HS
88	Zebulon Vermillion	RHP	L/R	So	6-4	215	Prairie Village, Kan. / Shawnee Mission East HS

Coaches and Support Staff

Head Coach:	2 Dave Van Horn, 17th Season (Arkansas, 1988)
Assistant Coach:	30 Nate Thompson, 2nd Season (Dallas-Baptist, 2006)
Assistant Coach:	47 Matt Hobbs, 1st Season (Missouri, 2002)
Volunteer Assistant Coach:	9 Taylor Smart, 1st Season (Tennessee, 2017)
Student Assistants:	11 Harrison Heffley, 2nd Season; 6 Jared Gates, 1st Season
Director of Operations:	Clay Goodwin, 12th Season (Arkansas, 2005)
Athletic Trainer:	Corey Wood (East Carolina, 2008)
Strength & Conditioning	Blaine Kinsley (Lenoir-Rhyne, 2010)
Director of Video and Scouting	Zach Barr (Arkansas, 2017)
Managers:	Sean O'Neil, Cale Petrie, Hayden Sutton, Chandler Tolbert, Doug Willey, Phil Cebuhar

Pronunciation Guide

Trevor Ezell	EE-zell
Jacob Nesbit	NEZ-bit
Casey Opitz	Ohpitts
Heston Kjerstad	KERR-stad
Dillon Lifrieri	LIF-fury
Kole Ramage	RAM-midge
Jacob Kostyshock	Cost-EE-shock
Caden Monke	Monk



2019 Arkansas Baseball
Overall Statistics for Arkansas (as of Apr 28, 2019)
(All games Sorted by Batting avg)



Record: 34-11 Home: 25-5 Away: 9-6 SEC: 15-6

Player	avg	gp-gs	ab	r	h	2b	3b	hr	rbi	tb	slg%	bb	hp	so	gdp	ob%	sf	sh	sb-att	po	a	e	fld%
10 Matt Goodheart	.385	38-31	122	22	47	11	2	1	29	65	.533	26	1	26	1	.497	0	1	5-7	6	0	0	1.000
18 Heston Kjerstad	.332	44-44	187	40	62	9	1	12	39	109	.583	12	10	48	2	.402	0	0	3-3	71	2	1	.986
24 Dominic Fletcher	.324	45-45	185	42	60	18	0	8	41	102	.551	19	2	34	2	.388	3	0	1-2	117	0	1	.992
4 Trevor Ezell	.311	45-45	167	49	52	12	2	6	31	86	.515	37	2	34	3	.435	3	6	13-14	337	28	2	.995
7 Jack Kenley	.311	45-44	161	44	50	6	4	9	37	91	.565	34	4	39	3	.436	3	1	6-8	53	130	4	.979
15 Casey Martin	.303	45-45	195	47	59	18	3	9	42	110	.564	24	3	52	0	.387	0	3	8-10	58	104	17	.905
25 Christian Franklin	.299	44-39	137	30	41	5	1	5	29	63	.460	18	2	40	6	.386	1	4	7-9	69	2	5	.934
5 Jacob Nesbit	.280	43-42	150	25	42	7	0	3	39	58	.387	20	1	36	2	.352	8	4	6-8	16	60	3	.962
12 Casey Opitz	.233	39-31	116	21	27	3	0	1	22	33	.284	26	2	29	7	.377	2	1	5-5	311	35	2	.994

22 Curtis Washington	.400	20-4	25	10	10	2	1	1	3	17	.680	6	1	10	0	.531	0	1	2-2	12	2	2	.875
48 Zack Plunkett	.289	20-14	38	11	11	5	0	1	6	19	.500	14	4	14	0	.500	2	1	0-0	104	12	3	.975
17 Trey Harris	.281	14-8	32	5	9	3	0	0	5	12	.375	2	2	4	0	.361	0	1	0-0	1	0	1	.500
8 Jordan McFarland	.259	19-13	54	12	14	1	0	2	11	21	.389	5	3	18	0	.344	2	0	2-2	31	2	0	1.000
Totals	.308	45	1569	358	484	100	14	58	334	786	.501	243	37	384	26	.408	24	23	58-70	1211	423	50	.970
Opponents	.229	45	1512	213	347	58	2	35	199	514	.340	178	39	435	20	.323	15	16	22-40	1160	390	53	.967

LOB - Team (380), Opp (336). DPs turned - Team (24), Opp (30). CI - Team (0), Opp (2). IBB - Team (7), H. Kjerstad 2, C. Martin 2, M. Goodheart 1, C. Opitz 1, D. Fletcher 1, Opp (2). Picked off - J. Kenley 2, M. Goodheart 1, T. Ezell 1, D. Fletcher 1, C. Opitz 1.

(All games Sorted by Earned run avg)

Player	era	w-l	app	gs	cg	sho	sv	ip	h	r	er	bb	so	2b	3b	hr	b/avg	wp	hp	bk	sfa	sha	
55 Isaiah Campbell	2.66	7-1	11	11	0	0/1	0	71.0	56	28	21	13	81	10	1	2	.215	3	1	0	1	2	
13 Connor Noland	3.96	2-2	13	12	0	0/0	0	50.0	47	26	22	11	39	5	0	5	.240	4	2	0	1	3	
33 Patrick Wicklander	4.14	4-1	16	9	0	0/2	0	45.2	31	24	21	28	65	8	0	3	.194	2	7	0	2	4	

35 Jacob Kostyshock	2.49	1-1	13	1	0	0/2	1	21.2	16	8	6	9	19	2	0	1	.200	2	2	0	1	0	
32 Matt Cronin	2.70	1-0	17	0	0	0/2	9	20.0	12	6	6	11	30	0	0	4	.174	1	1	0	0	0	
88 Zebulon Vermillion	3.05	4-0	17	0	0	0/1	1	20.2	20	8	7	8	21	6	0	1	.256	1	3	0	2	1	
45 Kevin Kopps	3.46	4-3	20	0	0	0/2	0	26.0	23	10	10	6	32	6	0	1	.237	1	2	0	0	2	
49 Liam Henry	4.32	0-1	9	0	0	0/0	0	8.1	6	4	4	8	7	1	0	1	.200	3	1	0	1	0	
57 Cody Scroggins	4.54	2-0	10	7	0	0/2	0	33.2	30	18	17	21	42	5	0	3	.233	3	5	1	2	0	
28 Kole Ramage	4.91	7-1	18	1	0	0/1	0	44.0	45	30	24	16	37	6	0	7	.266	4	3	0	2	2	
29 Marshall Denton	4.98	1-0	18	4	0	0/0	1	21.2	25	14	12	2	21	4	1	3	.278	2	2	1	1	1	
44 Collin Taylor	5.06	0-0	6	0	0	0/0	0	5.1	4	3	3	6	1	0	0	1	.211	2	0	0	1	0	
20 Elijah Trest	6.06	1-1	12	0	0	0/1	0	16.1	15	12	11	14	15	0	0	1	.246	1	4	1	1	0	
21 Jacob Burton	6.14	0-0	9	0	0	0/0	0	7.1	10	7	5	4	6	4	0	2	.323	1	2	0	0	0	
39 Evan Taylor	6.43	0-0	8	0	0	0/1	0	7.0	3	5	5	9	13	0	0	0	.136	3	1	0	0	1	
37 Caden Monke	18.00	0-0	6	0	0	0/0	0	3.0	3	6	6	5	5	1	0	0	.231	1	3	0	0	0	
46 Carter Sells	18.00	0-0	3	0	0	0/0	0	2.0	1	4	4	7	1	0	0	0	.143	0	0	0	0	0	
Totals	4.10	34-11	45	45	0	4/4	12	403.2	347	213	184	178	435	58	2	35	.229	34	39	3	15	16	
Opponents	7.59	11-34	45	45	1	1/1	8	386.2	484	358	326	243	384	100	14	58	.308	43	37	9	24	23	

PB - Team (2), C. Opitz 1, Z. Plunkett 1, Opp (4). Pickoffs - Team (5), C. Opitz 4, I. Campbell 1, Opp (6). SBA/ATT - C. Opitz (17-30), Z. Plunkett (5-9), I. Campbell (2-7), E. Trest (2-5), M. Cronin (3-4), C. Scroggins (2-4), P. Wicklander (2-4), C. Noland (2-3), Z. Vermillion (3-3), M. Denton (3-3), K. Ramage (2-3), K. Kopps (0-2), J. Burton (0-1), J. Kostyshock (1-1).



2019 Arkansas Baseball Conference statistics for Arkansas (as of Apr 28, 2019) (SEC games only Sorted by Batting avg)



Record: 15-6 Home: 10-2 Away: 5-4 SEC: 15-6

Player	avg	gp-gs	ab	r	h	2b	3b	hr	rbi	tb	slg%	bb	hp	so	gdp	ob%	sf	sh	sb-att	po	a	e	fld%
10 Matt Goodheart	.439	18-17	66	9	29	9	2	0	13	42	.636	14	1	11	1	.543	0	0	2-3	2	0	0	1.000
24 Dominic Fletcher	.315	21-21	92	15	29	7	0	3	16	45	.489	4	1	17	2	.351	0	0	0-0	68	0	1	.986
18 Heston Kjerstad	.306	20-20	85	16	26	3	0	5	18	44	.518	3	6	28	2	.372	0	0	1-1	34	0	0	1.000
15 Casey Martin	.289	21-21	90	19	26	5	2	4	15	47	.522	11	1	31	0	.373	0	0	3-3	27	46	9	.890
25 Christian Franklin	.284	21-21	74	15	21	2	0	2	8	29	.392	6	1	25	1	.341	1	3	1-2	46	1	3	.940
7 Jack Kenley	.256	21-21	78	16	20	4	0	3	9	33	.423	15	0	24	3	.372	1	1	2-4	21	62	2	.976
4 Trevor Ezell	.250	21-21	80	20	20	8	0	3	16	37	.463	17	0	19	2	.378	1	2	3-4	180	12	0	1.000
5 Jacob Nesbit	.244	21-21	78	11	19	5	0	3	21	33	.423	10	0	19	1	.315	4	0	3-4	6	29	2	.946
12 Casey Opitz	.230	21-20	74	8	17	1	0	1	12	21	.284	10	1	20	4	.329	0	1	0-0	167	25	1	.995

8 Jordan McFarland	.500	4-3	12	6	6	1	0	1	2	10	.833	1	2	3	0	.600	0	0	0-0	4	1	0	1.000
48 Zack Plunkett	.400	5-1	5	3	2	1	0	0	0	3	.600	2	1	2	0	.625	0	0	0-0	9	3	0	1.000
17 Trey Harris	.167	2-2	6	0	1	1	0	0	0	2	.333	0	0	1	0	.167	0	0	0-0	0	0	0	.000
22 Curtis Washington	.000	6-0	2	1	0	0	0	0	0	0	.000	1	0	2	0	.333	0	0	0-0	1	1	0	1.000
Totals	.291	21	742	139	216	47	4	25	130	346	.466	94	14	202	16	.378	7	7	15-21	576	203	20	.975
Opponents	.232	21	717	101	166	30	1	18	96	252	.351	89	15	188	7	.326	7	9	12-21	561	212	22	.972

LOB - Team (165), Opp (160). DPs turned - Team (7), Opp (16). CI - Team (0), Opp (1). IBB - Team (3), M. Goodheart 1, D. Fletcher 1, H. Kjerstad 1, Opp (2). Picked off - J. Kenley 2, C. Opitz 1, D. Fletcher 1.

(SEC games only Sorted by Earned run avg)

Player	era	w-l	app	gs	cg	sho	sv	ip	h	r	er	bb	so	2b	3b	hr	b/avg	wp	hp	bk	sfa	sha
55 Isaiah Campbell	2.45	4-1	7	7	0	0/1	0	47.2	35	17	13	10	48	6	1	2	.201	3	1	0	1	1
13 Connor Noland	4.15	1-2	7	7	0	0/0	0	30.1	29	15	14	6	24	3	0	3	.246	3	0	0	0	2

20 Elijah Trest	0.00	1-0	4	0	0	0/0	0	6.2	2	0	0	3	3	0	0	0	.095	0	3	0	0	0
49 Liam Henry	0.00	0-0	2	0	0	0/0	0	2.0	0	0	0	3	2	0	0	0	.000	1	0	0	0	0
21 Jacob Burton	0.00	0-0	1	0	0	0/0	0	1.0	1	0	0	0	1	1	0	0	.250	0	0	0	0	0
29 Marshall Denton	1.93	0-0	6	0	0	0/0	1	4.2	2	1	1	0	6	1	0	0	.125	1	0	0	0	1
32 Matt Cronin	3.86	0-0	9	0	0	0/1	5	11.2	8	5	5	7	17	0	0	3	.195	1	1	0	0	0
57 Cody Scroggins	4.58	1-0	6	4	0	0/1	0	19.2	20	11	10	16	16	4	0	2	.256	3	2	0	1	0
35 Jacob Kostyshock	4.70	1-0	7	0	0	0/1	0	7.2	7	4	4	6	8	1	0	1	.233	2	1	0	0	0
45 Kevin Kopps	5.40	3-3	11	0	0	0/0	0	13.1	12	8	8	3	17	5	0	0	.245	1	1	0	0	2
33 Patrick Wicklander	6.00	2-0	6	3	0	0/1	0	18.0	14	12	12	16	23	3	0	1	.212	1	3	0	1	1
88 Zebulon Vermillion	6.14	1-0	6	0	0	0/1	1	7.1	12	5	5	5	8	2	0	1	.387	0	0	0	1	0
28 Kole Ramage	7.52	1-0	7	0	0	0/0	0	20.1	22	19	17	9	14	4	0	5	.286	3	3	0	2	2
44 Collin Taylor	9.00	0-0	1	0	0	0/0	0	1.0	1	1	1	1	0	0	0	0	.333	1	0	0	1	0
39 Evan Taylor	40.50	0-0	2	0	0	0/0	0	0.2	1	3	3	4	1	0	0	0	.333	1	0	0	0	0
Totals	4.36	15-6	21	21	0	2/2	7	192.0	166	101	93	89	188	30	1	18	.232	21	15	0	7	9
Opponents	6.21	6-15	21	21	1	1/1	4	187.0	216	139	129	94	202	47	4	25	.291	15	14	0	7	7

PB - Team (1), C. Opitz 1, Opp (2). Pickoffs - Team (5), C. Opitz 4, I. Campbell 1, Opp (4). SBA/ATT - C. Opitz (12-20), C. Scroggins (2-4), M. Cronin (3-4), I. Campbell (0-3), Z Vermillion (3-3), K. Ramage (1-2), E. Trest (1-2), P Wicklander (1-1), M. Denton (1-1), K. Kopps (0-1).



**2019 Arkansas Baseball
Games Summary for Arkansas (as of Apr 28, 2019)
(All games)**

Score by innings	1	2	3	4	5	6	7	8	9	EX	Total
Arkansas	30	53	36	47	56	38	44	32	15	7	358
Opponents	19	15	23	21	33	31	17	25	24	5	213

Record when ...

Overall	34-11	After 6 leading	31-0
Conference	15-6 trailing	1-7
Non-Conference	19-5 tied	2-4
Home games	25-5	After 7 leading	31-0
Away games	9-6 trailing	2-7
Neutral site	0-0 tied	0-4
Day games	17-7	After 8 leading	27-0
Night games	17-4 trailing	2-10
vs Left starter	13-3 tied	2-1
vs Right starter	21-8		
1-Run games	5-3	Hit 0 home runs	11-4
2-Run games	8-1	... 1 home run	9-5
5+Run games	19-5	... 2+ home runs	14-2
Extra innings	2-1		
Shutouts	4-1	Opponent 0 home runs	20-3
	 1 home run	10-3
Scoring 0-2 runs	1-3 2+ HRs	4-5
..... 3-5 runs	9-4		
..... 6-9 runs	7-4	Made 0 errors	11-3
..... 10+ runs	17-0 1 error	13-5
	 2+ errors	10-3
Opponent 0-2 runs	14-0		
..... 3-5 runs	13-2	Opp. made 0 errors	9-4
..... 6-9 runs	6-3 1 error	8-5
..... 10+ runs	1-6 2+ errors	17-2
Scored in 1st inning	15-1	Out-hit opponent	27-4
Opp. scored in 1st	5-4	Out-hit by opponent	5-6
Scores first	28-4	Hits are tied	2-1
Opp. scores first	6-7		

Record when team scores:

Runs	0	1	2	3	4	5	6	7	8	9	10+
W-L	0-1	0-0	1-2	3-2	4-1	2-1	1-1	0-3	4-0	2-0	17-0

Record when opponent scores:

Runs	0	1	2	3	4	5	6	7	8	9	10+
W-L	4-0	2-0	8-0	10-1	2-1	1-0	2-2	2-1	1-0	1-0	1-6

Record when leading after:

Inn.	1	2	3	4	5	6	7	8
W-L	14-1	20-6	23-5	23-5	27-5	31-0	31-0	27-0

Record when trailing after:

Inn.	1	2	3	4	5	6	7	8
W-L	2-3	3-4	4-5	4-4	3-5	1-7	2-7	2-10

Record when tied after:

Inn.	1	2	3	4	5	6	7	8
W-L	18-7	11-1	7-1	7-2	4-1	2-4	0-4	2-1

Current winning streak: 3

Longest winning streak: 7

Longest losing streak: 4

Home attendance : 241267 (28 dates avg = 8616)

Away attendance : 43148 (13 dates avg = 3319)

Total attendance: 284415 (41 dates avg = 6936)



2019 Arkansas Baseball Miscellaneous Stats for Arkansas (as of Apr 28, 2019) (All games)



Starting Lineup By Position (Team W-L record when starter)

PITCHER:

13 Connor Noland	12	(7-5)
55 Isaiah Campbell	11	(9-2)
33 Patrick Wicklander	9	(8-1)
57 Cody Scroggins	7	(6-1)
29 Marshall Denton	4	(2-2)
28 Kole Ramage	1	(1-0)
35 Jacob Kostyshock	1	(1-0)

CATCHER:

12 Casey Opitz	31	(25-6)
48 Zack Plunkett	14	(9-5)

FIRST BASE:

4 Trevor Ezell	41	(30-11)
8 Jordan McFarland	4	(4-0)

SECOND BASE:

7 Jack Kenley	41	(30-11)
4 Trevor Ezell	4	(4-0)

THIRD BASE:

5 Jacob Nesbit	42	(31-11)
7 Jack Kenley	3	(3-0)

SHORTSTOP:

15 Casey Martin	45	(34-11)
-----------------	----	---------

LEFT FIELD:

25 Christian Franklin	39	(28-11)
22 Curtis Washington	4	(4-0)
10 Matt Goodheart	2	(2-0)

CENTER FIELD:

24 Dominic Fletcher	45	(34-11)
---------------------	----	---------

RIGHT FIELD:

18 Heston Kjerstad	44	(33-11)
10 Matt Goodheart	1	(1-0)

DESIGNATED HITTER:

10 Matt Goodheart	28	(21-7)
8 Jordan McFarland	9	(7-2)
17 Trey Harris	8	(6-2)

Starting Lineup By Lineup Spot (Team W-L record when starter)

LEADOFF:

15 Casey Martin	28	(22-6)
4 Trevor Ezell	17	(12-5)

2ND SPOT:

18 Heston Kjerstad	34	(25-9)
15 Casey Martin	11	(9-2)

3RD SPOT:

4 Trevor Ezell	28	(22-6)
10 Matt Goodheart	8	(7-1)
15 Casey Martin	6	(3-3)
18 Heston Kjerstad	3	(2-1)

CLEANUP:

24 Dominic Fletcher	45	(34-11)
---------------------	----	---------

5TH SPOT:

10 Matt Goodheart	16	(10-6)
12 Casey Opitz	11	(10-1)
18 Heston Kjerstad	7	(6-1)
8 Jordan McFarland	4	(2-2)
17 Trey Harris	4	(3-1)
7 Jack Kenley	3	(3-0)

6TH SPOT:

7 Jack Kenley	20	(11-9)
10 Matt Goodheart	7	(7-0)
12 Casey Opitz	6	(6-0)
17 Trey Harris	4	(3-1)
48 Zack Plunkett	3	(2-1)
8 Jordan McFarland	2	(2-0)
5 Jacob Nesbit	2	(2-0)
25 Christian Franklin	1	(1-0)

7TH SPOT:

7 Jack Kenley	19	(18-1)
5 Jacob Nesbit	15	(8-7)
12 Casey Opitz	4	(3-1)
8 Jordan McFarland	4	(4-0)
48 Zack Plunkett	2	(1-1)
25 Christian Franklin	1	(0-1)

8TH SPOT:

5 Jacob Nesbit	22	(19-3)
12 Casey Opitz	9	(6-3)
48 Zack Plunkett	7	(5-2)
8 Jordan McFarland	3	(3-0)
25 Christian Franklin	2	(0-2)
7 Jack Kenley	2	(1-1)

9TH SPOT:

25 Christian Franklin	35	(27-8)
22 Curtis Washington	4	(4-0)
5 Jacob Nesbit	3	(2-1)
48 Zack Plunkett	2	(1-1)
12 Casey Opitz	1	(0-1)

#28 KOLE
RAMAGERHP • 6-1 • 195 • SOPHOMORE
SOUTHLAKE, TEXAS
SOUTHLAKE CARROLL HS

CAREER HIGHS

Category	High	Opponent (Last)	Date
Innings	5.0	Northwestern St.	4/23/19
Longest Start	5.0	Northwestern St.	4/23/19
Shortest Start	1.2	No. 4 Kentucky	3/17/18
Longest Relief	4.2	at No. 15 Auburn	4/5/19
Hits	7	at No. 6 Vanderbilt	4/13/19
Runs	7	at No. 6 Vanderbilt	4/13/19
Earned Runs	7	at No. 6 Vanderbilt	4/13/19
Walks	5	at No. 15 Auburn	4/5/19
Strikeouts	5	4x (Northwestern St.)	4/23/19

RAMAGE'S CAREER APPEARANCES

Kole Ramage 2019 Game-By-Game (Sophomore)
(18 Appearances, 1 Starts)

Date	Opponent	IP	H	R-ER	BB	K	Result
2/16/19	Eastern Illinois	2.1	4	1-0	2	4	W, 1-0
2/21/19	at USC	3.1	2	0-0	0	2	W, 2-0
3/1/19	Stony Brook	3.2	2	0-0	1	4	W, 3-0
3/6/19	Charlotte	1.0	0	0-0	0	1	ND
3/9/19	Louisiana Tech	0.2	3	2-0	0	0	ND
3/12/19	Western Illinois	1.0	0	0-0	0	1	ND
3/16/19	Missouri	3.0	2	2-2	0	1	W, 4-0
3/20/19	at #9 Texas	3.0	0	0-0	0	3	W, 5-0
3/23/19	at Alabama	3.1	3	3-3	0	1	ND
3/28/19	at Missouri St.	2.0	1	0-0	2	2	ND
3/29/19	#21 Ole Miss	3.1	3	1-1	0	2	ND
4/2/19	Little Rock	0.2	3	4-4	1	1	L, 5-1
4/5/19	at #15 Auburn	4.2	3	2-0	5	3	ND
4/9/19	Oral Roberts	1.0	3	3-2	0	0	W, 6-1
4/13/19	at #6 Vanderbilt	3.0	7	7-7	2	3	ND
4/19/19	#2 Mississippi St.	1.0	2	3-3	1	1	ND
4/23/19	Northwestern St.*	5.0	5	1-1	1	5	W, 7-1
4/27/19	#18 Tennessee	2.0	2	1-1	1	3	ND
TOTALS	18 G, 1 GS	44.0	45	30-24	16	33	7-1

Kole Ramage 2018 Game-By-Game (Freshman)
(21 Appearances, 2 Starts)

Date	Opponent	IP	H	R-ER	BB	K	Result
2/16/18	Bucknell	2.0	1	0-0	0	4	ND
2/25/18	at San Diego	1.0	3	3-2	1	0	ND
3/1/18	Dayton	2.0	2	0-0	0	3	ND
3/9/18	Kent State	2.0	2	1-1	0	4	ND
3/11/18	Kent State	0.0	1	1-0	1	0	ND
3/14/18	Texas	2.2	2	0-0	2	3	ND

Kole Ramage Career Stats

Year	ERA	W	L	App	GS	CG	SHO	CBO	SV	IP	H	R	ER	BB	SO	2B	3B	HR	BF	B/Avg	WP	HBP	BK	SFA	SHA	PO	A	E	FLD%
2018	4.00	1	1	21	2	0	0	1	0	36.0	36	30	16	16	50	5	0	3	164	.261	8	2	0	2	6	4	8	0	1.000
2019	4.93	7	1	17	1	0	0	1	0	42.0	43	29	23	15	34	6	0	6	182	.267	3	2	0	2	2	4	8	1	.923
TOTAL	4.50	8	2	38	3	0	0	2	0	78.0	79	59	39	31	84	11	0	9	346	.264	11	4	0	4	8	8	16	1	.960

Kole Ramage Career SEC Stats

Year	ERA	W	L	App	GS	CG	SHO	CBO	SV	IP	H	R	ER	BB	SO	2B	3B	HR	BF	B/Avg	WP	HBP	BK	SFA	SHA	PO	A	E	FLD%
2018	3.97	0	0	6	2	0	0	0	0	11.1	10	9	5	4	16	3	0	1	51	.227	4	1	0	1	1	3	1	0	1.000
2019	7.85	1	0	6	0	0	0	0	0	18.1	20	18	16	8	11	4	0	4	83	.290	2	2	0	2	2	1	5	0	1.000
TOTAL	6.37	1	0	12	2	0	0	0	0	29.2	30	27	21	12	27	7	0	5	134	.265	6	3	0	3	3	4	6	0	1.000

3/17/18	No. 4 Kentucky*	1.2	2	4-1	1	2	ND
3/21/18	at Charlotte	1.0	2	1-1	0	1	L, 0-1
3/30/18	at No. 4 Ole Miss	3.2	0	0-0	0	5	ND
4/3/18	ULM	1.1	1	5-1	2	1	ND
4/10/18	Grambling St.	2.2	3	4-0	1	5	ND
4/12/18	South Carolina	0.1	1	0-0	0	1	ND
4/17/18	Missouri St.	1.2	0	0-0	0	2	W, 1-1
4/21/18	at Mississippi St.	0.1	1	0-0	0	1	ND
4/29/18	Alabama	0.2	0	3-2	2	2	ND
5/19/18	at #13 Georgia*	4.2	6	2-2	1	5	ND
5/23/18	vs. South Carolina	2.2	5	2-2	2	3	ND
6/10/18	#25 South Carolina	1.0	1	1-1	0	2	ND
6/17/18	vs. Texas	1.0	2	2-2	2	3	ND
6/27/18	vs. Oregon St.	1.2	1	0-0	0	1	ND
6/28/18	vs. Oregon St.	2.0	1	1-1	1	2	ND
TOTALS	21 G, 2 GS	33.1	33	24-14	14	46	1-1

2019 TRENDS

- Pitched 2.0 or more innings in nine of last 12 appearances
- Tied for team lead in wins (7); Most recent win came vs. NW State (April 23).
- Has thrown 3.0 innings or more in five of seven victories.
- Did not give up an earned run in his first 12 innings of the season; Walked only three during that same stretch.
- Tied a career-long 4.2 innings at No. 15 Auburn (April 5), his longest relief appearance of his career.
- Walked a career-high five at No. 15 Auburn (April 5); Never walked more than two in an outing before April 5 - 33-straight appearances
- Went a career-long five innings in his first start of the year vs. NW State (April 23), giving up only one run and striking out a season high five batters.
- T-2nd in SEC in wins (7)



RECORD RUNDOWN

Overall	34-11
vs. Top-5 Teams	3-0
vs. Top-10 Teams	2-3
vs. Top-25 Teams	7-4
vs. Unranked Teams	23-5
At home	25-5
On the road	9-6
At neutral sites	0-0
In day games	18-6
In night games	16-5
In extra innings	2-1
Vs. teams .500 or better	23-9
Vs. teams .500 or worse	11-2
Vs. left-handed starter	13-3
Vs. right-handed starter	21-8
When starter receives decision	17-3
When reliever receives decision	17-8
When starter goes 5+ innings	19-3
When starter goes less than 5 innings	15-8
When scoring first	29-3
When opponent scores first	6-7
When leading after 6 innings	31-0
When trailing after 6 innings	1-7
When tied after 6 innings	2-4
When leading after 8 innings	29-0
When trailing after 8 innings	2-10
When tied after 8 innings	2-1
In one-run games	5-3
In two-run games	8-1
Series W-L-T	10-2-2
Series sweeps/times swept	6/0
When scoring 0-2 runs	1-4
When scoring 3-5 runs	9-3
When scoring 6-9 runs	8-4
When scoring 10+ runs	16-0
Shutouts vs. times shut out	4/1
When opponent scores 5 runs or less	7-2
When opponent scores 5 runs or more	7-9
When collecting 0-3 hits	0-0
When collecting 4-6 hits	6-2
When collecting 7-9 hits	8-4
When collecting 10-12 hits	8-3
When collecting 13+ hits	12-2
When out-hitting opponent	28-4
When out-hit by opponent	4-6
When hits are equal	2-1
When hitting a home run	23-7
When opponent hits a home run	14-8
When errorless	11-3
When committing one error	13-5
When committing 2+ errors	10-3
When opponent is errorless	8-4
Vs. SEC	15-6
Vs. SEC East	7-2
Vs. SEC West	8-4
Vs. non-conference	19-4
Game 1 of weekend series	9-2
Game 2 of weekend series	7-4
Game 3 of weekend series	10-2
In February	6-1
In March	16-5
In April	12-5
In May	0-0
In June	0-0

MULTIPLE-HIT GAMES

Name	2	3	4	5+	Total
Dominic Fletcher	13	5	1	--	19
Casey Martin	13	4	1	--	18
Matt Goodheart	13	3	--	--	16
Heston Kjerstad	8	7	2	--	17
Jack Kenley	14	2	--	--	16
Trevor Ezell	8	7	--	--	15
Christian Franklin	10	2	1	--	13
Jacob Nesbit	9	2	--	--	11
Jordan McFarland	5	--	--	--	5
Casey Opitz	1	1	1	--	3

CAREER MULTIPLE-HIT GAMES

Name	2016	2017	2018	2019	Total
Casey Martin	--	--	29	18	47
Jordan McFarland	--	7	9	5	21
Jack Kenley	--	1	2	16	19
Dominic Fletcher	--	18	23	19	60
Casey Opitz	--	--	2	3	5
Heston Kjerstad	--	--	24	17	41
Zack Plunkett	--	--	--	1	1
Trevor Ezell	25	3	24	15	83
Jacob Nesbit	--	--	--	11	11

MULTIPLE-RBI GAMES

Name	2	3	4	5+	Total
Dominic Fletcher	7	2	1	1	11
Casey Martin	6	3	2	1	12
Jacob Nesbit	6	2	1	1	10
Jack Kenley	4	4	--	1	9
Christian Franklin	3	4	1	--	8
Heston Kjerstad	6	--	1	2	9
Trevor Ezell	2	4	1	--	7
Matt Goodheart	3	2	1	--	6
Casey Opitz	1	3	--	--	4

HITTING STREAKS

Name	CURRENT	2019	CAREER
Dominic Fletcher	--	7	8
Matt Goodheart	1	14	14
Jack Kenley	6	6	6
Heston Kjerstad	2	14	14
Casey Martin	--	9	13
Trevor Ezell	4	6	6
Christian Franklin	3	5	5
Casey Opitz	1	5	5
Jacob Nesbit	--	15	15

REACHED BASE

Name	CURRENT	2019	CAREER
Casey Martin	10	13	25
Heston Kjerstad	18	18	18
Dominic Fletcher	--	9	13
Jordan McFarland	7	7	10
Jack Kenley	10	10	10
Casey Opitz	2	10	10
Trevor Ezell	10	13	13
Zack Plunkett	1	7	7
Matt Goodheart	21	21	21
Jacob Nesbit	--	24	24
Christian Franklin	3	5	5
Trey Harris	1	5	5
Curtis Washington, Jr.	3	4	4

HOME RUNS

Career Home Runs	SOLO	2R	3R	GS	Total
Dominic Fletcher	16	8	5	1	30
Heston Kjerstad	15	6	3	1	25
Trevor Ezell	3	2	1	--	22
Casey Martin	7	6	6	1	20
Jack Kenley	6	3	--	--	9
Jordan McFarland	3	1	--	1	5
Christian Franklin	3	--	1	1	5
Zack Plunkett	1	--	--	--	1
Jacob Nesbit	--	1	2	--	3
Matt Goodheart	--	--	1	--	1
Casey Opitz	1	--	--	--	1
Casey Washington, Jr.	1	--	--	--	1

BREAKDOWN

Total	58
At Baum Stadium	43
On The Road	15
At Neutral Site	0
Vs. RHP	41
Vs. LHP	17
w/ 0 Outs	20
w/ 1 Out	26
w/ 2 Outs	12
Solo	28
Two-Run	15
Three-Run	11
Grand Slam	4
Back-To-Back	0
Pinch-Hit	0
Walk-Off	0
Before the 7th Inning	41
7th Inning and Beyond	17
Opponent Total	34
Last HR Given Up	April 27 vs. Tennessee
Longest Stretch Without HR Allowed	4
Current Streak of No HR Allowed	1

HOME RUN CHART ||



No.	Player	Gm#	Date	Opponent	Pitcher	On Base	Inn	Outs	Count	Score	Final
1.	T. Ezell	1	Feb 16	Eastern Illinois	JONES	0...	3	2	1-0	0-0	W 15-7
2.	C. Franklin	1	Feb 16	Eastern Illinois	JONES	.2.	4	1	0-0	1-0	W 15-7
3.	H. Kjerstad	1	Feb 16	Eastern Illinois	JONES	.1.	4	1	1-0	4-0	W 15-7
4.	J. Kenley	1	Feb 16	Eastern Illinois	WOLFE	* 0...	6	0	1-1	13-4	W 15-7
5.	C. Martin	5	Feb 22	at USC	Hurt, K.	.1.	5	0	3-1	3-4	W 8-6
6.	D. Fletcher	6	Feb 23	at USC	Clarke, C.	0...	10	1	0-0	3-3	L 4-6
7.	T. Ezell	10	Mar 02	Stony Brook	B. Clarke	.1.	4	2	0-0	7-3	W 15-7
8.	J. Kenley	10	Mar 02	Stony Brook	B. Bonanno	.1.	5	1	1-1	9-3	W 15-7
9.	C. Franklin	10	Mar 02	Stony Brook	B. Bonanno	0...	5	2	0-0	11-3	W 15-7
10.	J. Kenley	10	Mar 02	Stony Brook	L. Pulsipher	.1.	6	2	1-0	12-3	W 15-7
11.	T. Ezell	11	Mar 06	Charlotte	Szczypinski	* 0...	6	0	3-1	2-0	W 9-2
12.	D. Fletcher	11	Mar 06	Charlotte	Gooding	.1.	7	1	2-0	7-0	W 9-2
13.	Z. Plunkett	13	Mar 09	Louisiana Tech	Robbins	* 0...	2	0	1-1	0-1	L 7-12
14.	C. Martin	13	Mar 09	Louisiana Tech	Robbins	.2.	2	1	1-2	1-1	L 7-12
15.	C. Martin	14	Mar 10	Louisiana Tech	Bailey	.2.	2	2	3-2	1-0	W 11-0
16.	C. Martin	15	Mar 12	Western Illinois	DRAKE	0...	5	1	3-2	3-0	W 8-0
17.	H. Kjerstad	15	Mar 12	Western Illinois	CHEEK	.1.	7	0	1-0	5-0	W 8-0
18.	J. Kenley	19	Mar 17	Missouri	LaPlante	* 0...	6	0	1-1	0-0	W 3-2
19.	C. Franklin	20	Mar 19	at Texas	Neely	...3	2	1	0-0	1-0	W 11-4
20.	H. Kjerstad	20	Mar 19	at Texas	Neely	0...	2	2	1-0	5-0	W 11-4
21.	H. Kjerstad	22	Mar 22	at Alabama	Finnerty	0...	1	1	2-2	0-0	W 12-3
22.	J. Nesbit	22	Mar 22	at Alabama	Cobb	.1.	8	1	1-1	8-0	W 12-3
23.	D. Fletcher	22	Mar 22	at Alabama	Smith	0...	9	2	1-0	10-0	W 12-3
24.	C. Martin	24	Mar 24	at Alabama	Freeman	* 0...	1	0	1-0	0-0	W 10-2
25.	D. Fletcher	24	Mar 24	at Alabama	Medders	0...	8	2	3-2	9-2	W 10-2
26.	H. Kjerstad	25	Mar 26	at Missouri State	Wthrspoon,N.	* 0...	9	0	0-1	6-2	W 8-2
27.	J. Kenley	27	Mar 30	Ole Miss	D. Nikhazy	.1.	4	0	1-2	0-1	L 3-4
28.	C. Franklin	27	Mar 30	Ole Miss	D. Nikhazy	0...	4	2	0-1	2-1	L 3-4
29.	C. Martin	28	Mar 31	Ole Miss	C. Green	.1.	5	1	0-1	2-4	L 5-10
30.	J. Kenley	29	Apr 02	Little Rock	Daily,E	0...	8	2	1-2	6-16	L 7-17
31.	H. Kjerstad	30	Apr 05	at Auburn	Burns, T.	.1.	5	1	1-1	1-0	L 3-6
32.	T. Ezell	31	Apr 05	at Auburn	Skipper, C.	.1.	12	1	1-2	4-4	W 9-6
33.	H. Kjerstad	31	Apr 05	at Auburn	Skipper, C.	* 0...	15	0	2-2	6-6	W 9-6
34.	T. Ezell	32	Apr 06	at Auburn	Fitts, R.	.2.	5	1	1-1	2-0	W 8-0
35.	H. Kjerstad	33	Apr 09	Oral Roberts	S. Rainwater	...3	4	1	1-0	1-3	W 15-8
36.	H. Kjerstad	33	Apr 09	Oral Roberts	S. Henson	0...	8	1	0-0	11-8	W 15-8
37.	M. Goodheart	33	Apr 09	Oral Roberts	S. Henson	.2.	8	1	3-1	12-8	W 15-8
38.	C. Opitz	36	Apr 14	at Vanderbilt	Raby	* 0...	4	0	1-0	3-7	W 14-12
39.	D. Fletcher	37	Apr 16	Ark - Pine Bluff	Race Tittle	.2.	3	1	0-0	9-1	W 16-4
40.	J. Kenley	37	Apr 16	Ark - Pine Bluff	Peyton Burks	* 0...	5	0	2-1	12-2	W 16-4
41.	C. Martin	37	Apr 16	Ark - Pine Bluff	Peyton Burks	.2.	5	2	0-1	13-2	W 16-4
42.	D. Fletcher	38	Apr 18	Mississippi St.	Self	.1.	8	2	1-1	3-2	W 5-3
43.	C. Martin	39	Apr 19	Mississippi St.	Plumlee	...3	2	1	0-0	1-0	W 12-5
44.	J. Nesbit	40	Apr 20	Mississippi St.	Barlow	.2.	6	1	0-1	4-0	W 10-2
45.	J. McFarland	41	Apr 23	Northwestern St.	Swanson, K.	.1.	2	1	1-0	0-0	W 19-2
46.	H. Kjerstad	41	Apr 23	Northwestern St.	Swanson, K.	0...	3	1	1-2	3-0	W 19-2
47.	J. Kenley	41	Apr 23	Northwestern St.	Vasquez, J.	0...	3	1	0-0	4-0	W 19-2
48.	C. Washington	41	Apr 23	Northwestern St.	Daigle, E.	* 0...	7	0	3-1	9-2	W 19-2
49.	D. Fletcher	41	Apr 23	Northwestern St.	Ohnoutka, D.	.1.	7	0	1-1	12-2	W 19-2
50.	D. Fletcher	42	Apr 24	Northwestern St.	Maddox, J	...3	1	0	1-0	0-1	L 10-7
51.	J. Nesbit	43	Apr 26	Tennessee	Crochet, G	.2.	5	1	0-1	4-7	W 11-9
52.	T. Ezell	43	Apr 26	Tennessee	Schultz, A	* 0...	6	0	2-1	7-7	W 11-9
53.	J. McFarland	44	Apr 27	Tennessee	Stallings, G	* 0...	3	0	0-0	0-0	W 15-3
54.	C. Martin	44	Apr 27	Tennessee	Stallings, G	.2.	3	0	2-1	1-0	W 15-3
55.	H. Kjerstad	44	Apr 27	Tennessee	Neely	* 0...	6	0	0-0	8-2	W 15-3
56.	H. Kjerstad	44	Apr 27	Tennessee	Heflin	.2.	7	1	0-0	11-2	W 15-3
57.	J. Kenley	45	Apr 28	Tennessee	Linginfelter	0 ...	2	1	1-1	0-0	W 4-3
58.	C. Franklin	45	Apr 28	Tennessee	Walsh	0 ...	9	1	2-1	2-3	W 4-3

* - indicates lead-off home run



STARTERS GAME-BY-GAME

Opponent	W-L	IP	H	R	ER	BB	K
East. Illinois	W	5.0	5	3	3	0	5
East. Illinois	--	4.2	4	1	0	2	4
East. Illinois	--	5.0	2	1	1	0	4
@ USC	--	3.2	1	3	3	2	8
@ USC	W	5.1	6	6	3	2	5
@ USC	--	4.0	3	2	2	2	2
Memphis	--	3.0	3	2	2	1	4
Stony Brook	W	7.0	3	0	0	1	13
Stony Brook	--	3.1	5	3	3	1	5
Stony Brook	--	3.0	6	3	3	1	1
Charlotte	CANCELLED						
Charlotte	W	5.0	1	0	0	3	8
La. Tech	--	6.0	7	2	2	0	10
La. Tech	--	5.0	3	4	3	1	3
La. Tech	W	6.0	2	0	0	1	11
W. Illinois	W	5.0	1	0	0	1	8
W. Illinois	W	3.0	2	0	0	0	3
Missouri	W	7.0	2	0	0	1	11
Missouri	--	4.2	4	1	1	1	4
Missouri	--	5.0	3	0	0	2	7
@ Texas	--	4.0	5	4	4	1	3
@ Texas	--	2.0	1	0	0	1	1
@ Alabama	W	7.0	5	0	0	1	7
@ Alabama	L	1.2	3	3	3	2	0
@ Alabama	W	5.0	3	2	1	3	3
@ Missouri St.	--	2.0	0	0	0	0	5
Ole Miss	W	7.0	4	2	2	2	5
Ole Miss	--	4.2	7	2	2	1	3
Ole Miss	--	4.0	5	2	2	5	2
Little Rock	--	3.1	3	3	0	2	5
@ Auburn	--	6.2	7	3	3	3	3
@ Auburn	--	4.2	5	3	3	0	2
@ Auburn	W	5.0	2	0	0	3	6
Oral Roberts	--	2.0	3	3	3	0	2
@ Vanderbilt	L	7.2	6	3	3	0	9
@ Vanderbilt	L	0.0	4	5	5	1	0
@ Vanderbilt	--	2.0	6	6	6	4	1
Ark. Pine Bluff	W	2.0	2	0	0	0	2
Mississippi St.	W	7.2	5	2	2	0	10
Mississippi St.	--	4.0	3	2	2	3	6
Mississippi St.	W	7.2	4	0	0	0	5
NW State	W	5.0	5	1	1	1	5
NW State	--	3.0	5	4	4	0	3
Tennessee	--	4.2	6	7	3	3	3
Tennessee	W	5.2	4	2	2	2	7
Tennessee	--	7.0	2	1	0	1	10
Grambling St.	--	--	--	--	--	--	--
@ Kentucky	--	--	--	--	--	--	--
@ Kentucky	--	--	--	--	--	--	--
@ Kentucky	--	--	--	--	--	--	--
LSU	--	--	--	--	--	--	--
LSU	--	--	--	--	--	--	--
LSU	--	--	--	--	--	--	--
@ Texas A&M	--	--	--	--	--	--	--
@ Texas A&M	--	--	--	--	--	--	--
@ Texas A&M	--	--	--	--	--	--	--

BULLPEN GAME-BY-GAME

Opponent	W-L	IP	H	R	ER	BB	K
East. Illinois	--	4.0	6	4	4	2	3
East. Illinois	W	4.1	5	1	0	2	5
East. Illinois	W	4.0	4	2	2	1	5
@ USC	W	5.1	3	0	0	2	6
@ USC	--	3.2	3	0	0	0	1
@ USC	L	5.2	6	4	4	0	5
Memphis	W	6.0	3	1	1	1	8
Stony Brook	S	2.0	3	1	1	1	5
Stony Brook	W-S	5.2	3	0	0	1	6
Stony Brook	W	6.0	4	4	4	6	9
Charlotte	CANCELLED						
Charlotte	--	4.0	2	2	2	3	6
La. Tech	W	3.0	0	0	0	1	4
La. Tech	L	4.0	8	8	4	1	6
La. Tech	--	3.0	1	0	0	2	5
W. Illinois	--	4.0	0	0	0	2	6
W. Illinois	--	5.0	2	1	1	1	7
Missouri	S	2.0	0	0	0	2	4
Missouri	W-S	4.1	3	2	2	0	2
Missouri	W	4.0	2	2	2	1	4
@ Texas	W	5.0	1	0	0	1	6
@ Texas	L	6.0	5	7	6	13	4
@ Alabama	--	2.0	2	3	3	2	1
@ Alabama	--	6.1	6	7	7	5	2
@ Alabama	--	4.0	2	0	0	2	7
@ Missouri St.	W	7.0	7	2	2	3	5
Ole Miss	S	2.0	2	1	1	2	3
Ole Miss	L	4.1	5	2	2	0	2
Ole Miss	L	5.0	9	8	8	7	4
Little Rock	L	5.2	13	14	10	4	3
@ Auburn	L	1.1	4	3	3	0	2
@ Auburn	W	10.2	6	3	1	9	10
@ Auburn	--	4.0	3	0	0	1	4
Oral Roberts	W	7.0	7	5	4	4	5
@ Vanderbilt	--	0.1	0	0	0	0	1
@ Vanderbilt	--	8.0	8	7	7	6	8
@ Vanderbilt	W-S	7.2	6	6	6	7	8
Ark. Pine Bluff	--	5.0	7	4	3	8	6
Mississippi St.	S	1.1	1	1	1	1	3
Mississippi St.	W	5.0	2	3	3	2	5
Mississippi St.	--	1.1	2	2	2	3	1
NW State	--	3.0	3	1	1	1	3
NW State	L	6.1	5	6	6	5	6
Tennessee	W	4.1	6	2	2	0	3
Tennessee	--	2.2	3	1	1	1	4
Tennessee	W	2.1	4	2	2	0	1
Grambling St.	--	--	--	--	--	--	--
@ Kentucky	--	--	--	--	--	--	--
@ Kentucky	--	--	--	--	--	--	--
@ Kentucky	--	--	--	--	--	--	--
LSU	--	--	--	--	--	--	--
LSU	--	--	--	--	--	--	--
LSU	--	--	--	--	--	--	--
@ Texas A&M	--	--	--	--	--	--	--
@ Texas A&M	--	--	--	--	--	--	--
@ Texas A&M	--	--	--	--	--	--	--

RECORD PER STARTER

Pitcher (Total Starts)	Record
Isaiah Campbell (11)	9-2
Connor Noland (12)	7-5
Jacob Kostyshock (1)	1-0
Cody Scroggins (7)	6-1
Patrick Wicklander (9)	8-1
Marshall Denton (4)	2-2
Kole Ramage (1)	1-0

QUALITY STARTS

Pitcher (Total Starts)	QS	Record
Isaiah Campbell (11)	8	6-2
Cody Scroggins (7)	1	1-0
Connor Noland (2)	2	2-0

RUN SUPPORT

Pitcher (Total Starts)	Runs	Per Start
Isaiah Campbell (11)	71	6.45
Connor Noland (12)	86	7.2
Cody Scroggins (7)	53	7.6
Jacob Kostyshock (1)	3	3.0
Patrick Wicklander (9)	88	9.8
Marshall Denton (4)	39	9.8
Kole Ramage (1)	19	19.0



2019 RECORD: 34-11 • HOME: 25-5 • AWAY: 9-6 • NEUTRAL: 0-0 • SEC: 15-6 • NCAA TOURNAMENT: 0-0

Date	Opposing team	1	2	3	4	5	6	7	8	9
Feb. 16, 2019	EASTERN ILLINOIS -1	Martin	Kjerstad	Ezell	Fletcher	Goodheart	Opitz	Kenley	Nesbit	Franklin
Feb. 16, 2019	EASTERN ILLINOIS - 2	Martin	Kjerstad	Ezell	Fletcher	Goodheart	McFarland	Kenley	Plunkett	Nesbit
Feb. 17, 2019	EASTERN ILLINOIS	Martin	Kjerstad	Ezell	Fletcher	Goodheart	Opitz	Kenley	McFarland	Nesbit
Feb. 21, 2019	at USC	Martin	Kjerstad	Ezell	Fletcher	Goodheart	Opitz	Kenley	Nesbit	Franklin
Feb. 22, 2019	at USC	Martin	Kjerstad	Ezell	Fletcher	Goodheart	Opitz	Kenley	Nesbit	Franklin
Feb. 23, 2019	at USC	Martin	Kjerstad	Ezell	Fletcher	McFarland	Kenley	Plunkett	Nesbit	Franklin
Feb. 27, 2019	MEMPHIS	Martin	Kjerstad	Ezell	Fletcher	Harris	Plunkett	Kenley	Nesbit	Franklin
March 1, 2019	STONY BROOK-1	Martin	Kjerstad	Ezell	Fletcher	Goodheart	Opitz	Kenley	Nesbit	Franklin
March 1, 2019	STONY BROOK-2	Martin	Kjerstad	Ezell	Fletcher	McFarland	Plunkett	Kenley	Nesbit	Franklin
March 2, 2019	STONY BROOK	Martin	Kjerstad	Ezell	Fletcher	Opitz	Harris	Kenley	Nesbit	Franklin
March 6, 2019	CHARLOTTE	Martin	Kjerstad	Ezell	Fletcher	Opitz	Harris	Kenley	Nesbit	Franklin
March 8, 2019	LOUISIANA TECH	Martin	Kjerstad	Ezell	Fletcher	Opitz	Goodheart	Kenley	Nesbit	Franklin
March 9, 2019	LOUISIANA TECH	Martin	Kjerstad	Ezell	Fletcher	Harris	Plunkett	Franklin	Kenley	Nesbit
March 10, 2019	LOUISIANA TECH	Martin	Kjerstad	Ezell	Fletcher	Opitz	Harris	Kenley	Nesbit	Franklin
March 12, 2019	WESTERN ILLINOIS	Martin	Kjerstad	Ezell	Fletcher	Harris	Opitz	McFarland	Nesbit	Franklin
March 13, 2019	WESTERN ILLINOIS	Martin	Kjerstad	Ezell	Fletcher	McFarland	Kenley	Plunkett	Nesbit	Washington, Jr.
March 15, 2019	MISSOURI*	Martin	Kjerstad	Ezell	Fletcher	Opitz	Goodheart	Kenley	Nesbit	Franklin
March 16, 2019	MISSOURI*	Martin	Kjerstad	Ezell	Fletcher	Opitz	Goodheart	Kenley	Nesbit	Franklin
March 17, 2019	MISSOURI*	Martin	Kjerstad	Ezell	Fletcher	Opitz	Goodheart	Kenley	Nesbit	Franklin
March 19, 2019	at Texas	Martin	Kjerstad	Ezell	Fletcher	Opitz	Goodheart	Kenley	Nesbit	Franklin
March 20, 2019	at Texas	Martin	Kjerstad	Ezell	Fletcher	McFarland	Kenley	Nesbit	Plunkett	Franklin
March 22, 2019	at Alabama*	Martin	Kjerstad	Ezell	Fletcher	Opitz	Goodheart	Kenley	Nesbit	Franklin
March 23, 2019	at Alabama*	Martin	Kjerstad	Ezell	Fletcher	Opitz	Harris	Kenley	Nesbit	Franklin
March 24, 2019	at Alabama*	Martin	Kjerstad	Ezell	Fletcher	Opitz	Goodheart	Kenley	Nesbit	Franklin
March 26, 2019	at Missouri State	Martin	Kjerstad	Ezell	Fletcher	Goodheart	Kenley	Nesbit	Plunkett	Franklin
March 29, 2019	OLE MISS*	Martin	Kjerstad	Ezell	Fletcher	Goodheart	Kenley	Nesbit	Opitz	Franklin
March 30, 2019	OLE MISS*	Martin	Kjerstad	Ezell	Fletcher	Goodheart	Kenley	Nesbit	Opitz	Franklin
March 31, 2019	OLE MISS*	Martin	Kjerstad	Ezell	Fletcher	Goodheart	Kenley	Opitz	Nesbit	Franklin
April 2, 2019	LITTLE ROCK	Ezell	Martin	Kjerstad	Fletcher	Goodheart	Kenley	Nesbit	Franklin	Plunkett
April 5, 2019	at Auburn-1*	Ezell	Kjerstad	Martin	Fletcher	Goodheart	Kenley	Nesbit	Franklin	Opitz
April 5, 2019	at Auburn-2*	Ezell	Kjerstad	Martin	Fletcher	Harris	Franklin	Nesbit	Kenley	Plunkett
April 6, 2019	at Auburn*	Ezell	Kjerstad	Martin	Fletcher	Goodheart	Kenley	Nesbit	Opitz	Franklin
April 9, 2019	ORAL ROBERTS	Ezell	Kjerstad	Martin	Fletcher	Goodheart	Kenley	McFarland	Plunkett	Washington, Jr.
April 12, 2019	at Vanderbilt*	Ezell	Kjerstad	Martin	Fletcher	Goodheart	Kenley	Nesbit	Opitz	Franklin
April 13, 2019	at Vanderbilt*	Ezell	Kjerstad	Martin	Fletcher	Goodheart	Kenley	Nesbit	Opitz	Franklin
April 14, 2019	at Vanderbilt*	Ezell	Martin	Goodheart	Fletcher	Kjerstad	Kenley	Nesbit	Opitz	Franklin
April 16, 2019	ARK.- PINE BLUFF	Ezell	Martin	Goodheart	Fletcher	Kjerstad	Kenley	McFarland	Plunkett	Washington, Jr.
April 18, 2019	MISSISSIPPI STATE*	Ezell	Martin	Goodheart	Fletcher	Kjerstad	Kenley	Nesbit	Opitz	Franklin
April 19, 2019	MISSISSIPPI STATE*	Ezell	Martin	Goodheart	Fletcher	Kjerstad	Kenley	Nesbit	Opitz	Franklin
April 20, 2019	MISSISSIPPI STATE*	Ezell	Martin	Goodheart	Fletcher	Kenley	McFarland	Opitz	Nesbit	Franklin
April 23, 2019	NORTHWESTERN STATE	Ezell	Martin	Goodheart	Fletcher	Kjerstad	Kenley	McFarland	Plunkett	Washington
April 24, 2019	NORTHWESTERN STATE	Ezell	Martin	Goodheart	Fletcher	Kjerstad	Kenley	Nesbit	Plunkett	Franklin
April 26, 2019	TENNESSEE*	Ezell	Martin	Goodheart	Fletcher	Kjerstad	Kenley	Nesbit	Opitz	Franklin
April 27, 2019	TENNESSEE*	Ezell	Martin	Kjerstad	Fletcher	Kenley	Nesbit	Opitz	McFarland	Franklin
April 28, 2019	TENNESSEE*	Ezell	Martin	Kjerstad	Fletcher	Kenley	Nesbit	Opitz	McFarland	Franklin



|| GAME-BY-GAME DEFENSIVE LINEUP

2019 RECORD: 34-11 • HOME: 25-5 • AWAY: 9-6 • NEUTRAL: 0-0 • SEC: 15-6 • NCAA TOURNAMENT: 0-0

Date	Opposing team	C	1B	2B	3B	SS	LF	CF	RF	DH
Feb. 16, 2019	EASTERN ILLINOIS -1	Opitz	Ezell	Kenley	Nesbit	Martin	Franklin	Fletcher	Kjerstad	Goodheart
Feb. 16, 2019	EASTERN ILLINOIS - 2	Plunkett	Ezell	Kenley	Nesbit	Martin	Goodheart	Fletcher	Kjerstad	McFarland
Feb. 17, 2019	EASTERN ILLINOIS	Opitz	Ezell	Kenley	Nesbit	Martin	Goodheart	Fletcher	Kjerstad	McFarland
Feb. 21, 2019	at USC	Opitz	Ezell	Kenley	Nesbit	Martin	Franklin	Fletcher	Kjerstad	Goodheart
Feb. 22, 2019	at USC	Opitz	Ezell	Kenley	Nesbit	Martin	Franklin	Fletcher	Kjerstad	Goodheart
Feb. 23, 2019	at USC	Plunkett	Ezell	Kenley	Nesbit	Martin	Franklin	Fletcher	Kjerstad	McFarland
Feb. 27, 2019	MEMPHIS	Plunkett	Ezell	Kenley	Nesbit	Martin	Franklin	Fletcher	Kjerstad	Harris
March 1, 2019	STONY BROOK-1	Opitz	Ezell	Kenley	Nesbit	Martin	Franklin	Fletcher	Kjerstad	Goodheart
March 1, 2019	STONY BROOK-2	Plunkett	Ezell	Kenley	Nesbit	Martin	Franklin	Fletcher	Kjerstad	McFarland
March 2, 2019	STONY BROOK	Opitz	Ezell	Kenley	Nesbit	Martin	Franklin	Fletcher	Kjerstad	Harris
March 6, 2019	CHARLOTTE	Opitz	Ezell	Kenley	Nesbit	Martin	Franklin	Fletcher	Kjerstad	Harris
March 8, 2019	LOUISIANA TECH	Opitz	Ezell	Kenley	Nesbit	Martin	Franklin	Fletcher	Kjerstad	Goodheart
March 9, 2019	LOUISIANA TECH	Plunkett	Ezell	Kenley	Nesbit	Martin	Franklin	Fletcher	Kjerstad	Harris
March 10, 2019	LOUISIANA TECH	Opitz	Ezell	Kenley	Nesbit	Martin	Franklin	Fletcher	Kjerstad	Harris
March 12, 2019	WESTERN ILLINOIS	Opitz	McFarland	Ezell	Nesbit	Martin	Franklin	Fletcher	Kjerstad	Harris
March 13, 2019	WESTERN ILLINOIS	Plunkett	Ezell	Kenley	Nesbit	Martin	Washington, Jr.	Fletcher	Kjerstad	McFarland
March 15, 2019	MISSOURI*	Opitz	Ezell	Kenley	Nesbit	Martin	Franklin	Fletcher	Kjerstad	Goodheart
March 16, 2019	MISSOURI*	Opitz	Ezell	Kenley	Nesbit	Martin	Franklin	Fletcher	Kjerstad	Goodheart
March 17, 2019	MISSOURI*	Opitz	Ezell	Kenley	Nesbit	Martin	Franklin	Fletcher	Kjerstad	Goodheart
March 19, 2019	at Texas	Opitz	Ezell	Kenley	Nesbit	Martin	Franklin	Fletcher	Kjerstad	Goodheart
March 20, 2019	at Texas	Plunkett	Ezell	Kenley	Nesbit	Martin	Franklin	Fletcher	Kjerstad	McFarland
March 22, 2019	at Alabama*	Opitz	Ezell	Kenley	Nesbit	Martin	Franklin	Fletcher	Kjerstad	Goodheart
March 23, 2019	at Alabama*	Opitz	Ezell	Kenley	Nesbit	Martin	Franklin	Fletcher	Kjerstad	Harris
March 24, 2019	at Alabama*	Opitz	Ezell	Kenley	Nesbit	Martin	Franklin	Fletcher	Kjerstad	Goodheart
March 26, 2019	at Missouri State	Opitz	Ezell	Kenley	Nesbit	Martin	Franklin	Fletcher	Kjerstad	Goodheart
March 29, 2019	OLE MISS*	Opitz	Ezell	Kenley	Nesbit	Martin	Franklin	Fletcher	Kjerstad	Goodheart
March 30, 2019	OLE MISS*	Opitz	Ezell	Kenley	Nesbit	Martin	Franklin	Fletcher	Kjerstad	Goodheart
March 31, 2019	OLE MISS*	Opitz	Ezell	Kenley	Nesbit	Martin	Franklin	Fletcher	Kjerstad	Goodheart
April 2, 2019	LITTLE ROCK	Plunkett	Ezell	Kenley	Nesbit	Martin	Franklin	Fletcher	Kjerstad	Goodheart
April 5, 2019	at Auburn-1*	Opitz	Ezell	Kenley	Nesbit	Martin	Franklin	Fletcher	Kjerstad	Goodheart
April 5, 2019	at Auburn-2*	Plunkett	Ezell	Kenley	Nesbit	Martin	Franklin	Fletcher	Kjerstad	Harris
April 6, 2019	at Auburn*	Opitz	Ezell	Kenley	Nesbit	Martin	Franklin	Fletcher	Kjerstad	Goodheart
April 9, 2019	ORAL ROBERTS	Plunkett	McFarland	Ezell	Kenley	Martin	Washington, Jr.	Fletcher	Kjerstad	Goodheart
April 12, 2019	at Vanderbilt*	Opitz	Ezell	Kenley	Nesbit	Martin	Franklin	Fletcher	Kjerstad	Goodheart
April 13, 2019	at Vanderbilt*	Opitz	Ezell	Kenley	Nesbit	Martin	Franklin	Fletcher	Kjerstad	Goodheart
April 14, 2019	at Vanderbilt*	Opitz	Ezell	Kenley	Nesbit	Martin	Franklin	Fletcher	Kjerstad	Goodheart
April 16, 2019	ARK. - PINE BLUFF	Plunkett	McFarland	Ezell	Kenley	Martin	Washington, Jr.	Fletcher	Kjerstad	Goodheart
April 18, 2019	MISSISSIPPI STATE*	Opitz	Ezell	Kenley	Nesbit	Martin	Franklin	Fletcher	Kjerstad	Goodheart
April 19, 2019	MISSISSIPPI STATE*	Opitz	Ezell	Kenley	Nesbit	Martin	Franklin	Fletcher	Kjerstad	Goodheart
April 20, 2019	MISSISSIPPI STATE*	Opitz	Ezell	Kenley	Nesbit	Martin	Franklin	Fletcher	Goodheart	McFarland
April 23, 2019	NORTHWESTERN STATE	Plunkett	McFarland	Ezell	Kenley	Martin	Washington, Jr.	Fletcher	Kjerstad	Goodheart
April 24, 2019	NORTHWESTERN STATE	Plunkett	Ezell	Kenley	Nesbit	Martin	Franklin	Fletcher	Kjerstad	Goodheart
April 26, 2019	TENNESSEE*	Opitz	Ezell	Kenley	Nesbit	Martin	Franklin	Fletcher	Kjerstad	Goodheart
April 27, 2019	TENNESSEE*	Opitz	Ezell	Kenley	Nesbit	Martin	Franklin	Fletcher	Kjerstad	McFarland
April 28, 2019	TENNESSEE*	Opitz	Ezell	Kenley	Nesbit	Martin	Franklin	Fletcher	Kjerstad	McFarland

THE LAST TIME AN ARKANSAS PLAYER...

4 Hits in a game.....	Christian Franklin vs. #18 Tennessee, April 27, 2019
5 Hits in a game.....	Andy Wilkins at No. 9 Oklahoma (Norman Regional), May 31, 2009
6 Hits in a game.....	Jeremy Jackson vs. Northeastern (Okla.), April 16, 1997
2 Hits in an inning.....	Casey Opitz vs. Eastern Illinois, Feb. 16, 2019
2 Doubles in a game.....	Trevor Ezell at #6 Vanderbilt, April 14, 2019
3 Doubles in a game.....	Zack Plunkett vs. Northwestern St., April 23, 2019
4 Doubles in a game.....	Rodney Nye vs. La. Tech, March 31, 1998
2 Triples in a game.....	Jax Biggers vs. Auburn (SEC Tournament), May 25, 2017
Led off a game with a HR.....	Casey Martin at Alabama, March 24, 2019
2 Home runs in a game.....	Heston Kjerstad vs. #18 Tennessee, April 27, 2019
3 Home runs in a game.....	Chad Spanberger vs. Auburn (SEC Tournament), May 26, 2017
Grand Slam.....	Dominic Fletcher vs. Northwestern State, April 24, 2019
HR in consecutive AB.....	Jack Kenley vs. Stony Brook, March 2, 2019
HR in 4 straight games.....	Aaron Murphree vs. OSU, So. Dakota St. & Siena, March 2-8, 2008
HR in 5 straight games.....	Aaron Murphree vs. OSU, So. Dakota St. & Siena, March 2-8, 2008
HR in 6 straight games.....	Aaron Murphree vs. OSU, So. Dakota St. & Siena, March 2-9, 2008
Pinch-hit home run.....	Evan Lee at Mississippi State, April 21, 2018
Inside the park home run.....	Casey Martin vs. Louisiana Tech, March 10, 2019
Back-to-Back Home Runs.....	H. Kjerstad and J. Kenley vs. Northwestern St., April 23, 2019
4 Runs in a game.....	Trevor Ezell vs. Ark. - Pine Bluff, April 16, 2019
5 Runs in a game.....	Eric Cole vs South Carolina (NCAA Super), June 11, 2018
6 Runs in a game.....	Jeremy Jackson vs. Northeastern (Okla.), April 16, 1997
4 RBI in a game.....	Dominic Fletcher vs. Northwestern State, April 24, 2019
5 RBI in a game.....	C. Martin and H. Kjerstad vs. #18 Tennessee, April 27, 2019
6 RBI in a game.....	Jacob Nesbit vs. #18 Tennessee, April 26, 2019
7 RBI in a game.....	Chad Spanberger vs. Auburn (SEC Tournament), May 25, 2017
8 RBI in a game.....	Rodney Nye vs. ORU, April 14, 1999
9 RBI in a game.....	Ryan Lundquist vs. Central Missouri St., March 4, 1997
2 Stolen bases in a game.....	Trevor Ezell vs. #18 Tennessee, April 28, 2019
3 Stolen bases in a game.....	Andrew Benintendi vs Stephen F. Austin, April 15, 2015
4 Stolen bases in a game.....	Kacey Murphree vs. Ole Miss, May 19, 2007
Stole home.....	Bobby Wernes vs. Ole Miss, March 28, 2015
2 Errors in a game.....	Christian Franklin vs. #18 Tennessee, April 26, 2019
3 Errors in a game.....	Bobby Wernes, at LSU, April 12, 2014
4 Errors in a game.....	Chris Shaddy vs. TCU, April 27, 1980
9-Inning no-hitter.....	Scott Roehl vs. Kansas St., March 20, 2001
9-Inning combined no-hitter.....	Nick Schmidt (6.0), Brian McLelland (1.0) & Devin Collis (2.0) vs. Oklahoma State, February 12, 2006
7-inning combined no-hitter.....	D. Taccolini (2.0), M. Cronin (3.0), & J. Alberius (2) vs. Auburn (SEC Tournament), May 25, 2017
1-Hitter.....	Trevor Stephan (7.0) at Tennessee, May 6, 2017
1-Hitter combined.....	P. Wicklander (5.0 IP, 1 H), K. Ramage (1.0 IP), J. Kostyshock (1.0 IP), K. Kopps (1.0 IP), M. Cronin (1.0 IP)
2-Hitter.....	Kacey Murphy vs. Florida (SEC Tournament), May 27, 2017
2-Hitter combined.....	I. Campbell (7.0 IP, 2 H), J. Kostyshock (1.0 IP, 0 H), M. Cronin (1.0 IP, 0 H)
3-Hitter.....	Ryne Stanek (9.0 IP), at No. 6 South Carolina, March 23, 2013
3-Hitter combined.....	Isaiah Campbell (5.0 IP, 2 H) and Matt Cronin (2.0 IP, 1 H) vs. S. Carolina, April 14, 2018
Complete game.....	Kacey Murphy vs. Florida (SEC Tournament), May 27, 2017
Complete-game shutout.....	Kacey Murphy vs. Florida (SEC Tournament), May 27, 2017
10-inning or more start.....	Dominic Taccolini at #12 Kentucky (10 innings), April 22, 2016
Had 10 strikeouts.....	Connor Noland vs. #18 Tennessee, April 28, 2019
Had 11 strikeouts.....	Isaiah Campbell vs. Missouri, March 15, 2019
Had 12 strikeouts.....	Trevor Stephan vs. Oral Roberts (NCAA Regional), June 2, 2017
Had 13 strikeouts.....	Isaiah Campbell vs. Stony Brook, March 1, 2019
Had 14 strikeouts.....	David Walling vs. South Carolina, May 16, 1999
Had 15 strikeouts.....	Nick Schmidt vs. Auburn, May 18, 2006
Had 16 strikeouts.....	David Walling vs. Eastern Illinois, Feb. 20, 1998
Had 17 strikeouts.....	Jess Todd vs. South Carolina (SEC Tournament), May 24, 2007

THE LAST TIME AN ARKANSAS TEAM...

Scored 10 runs.....	vs. #2 Mississippi State, April 20, 2019
Scored 11 runs.....	vs. #18 Tennessee, April 26, 2019
Scored 12 runs.....	vs. #2 Mississippi State, April 19, 2019
Scored 13 runs.....	vs. South Carolina (SEC Tournament), May 23, 2018
Scored 14 runs.....	at #6 Vanderbilt, April 14, 2019
Scored 15 runs.....	vs. #18 Tennessee, April 27, 2019
Scored 16 runs.....	vs. Ark.- Pine Bluff, April 16, 2019
Scored 17 runs.....	vs. Villanova, February 19, 2012
Scored 18 runs.....	vs. Dayton, Feb. 28, 2018
Scored 19 runs.....	vs. Northwestern State, April 23, 2019
Scored 20 runs.....	vs. Mississippi Valley State, Feb. 24, 2016
Scored 21 runs.....	vs. Mississippi Valley State, Feb. 23, 2016
Scored 22 runs.....	vs. Louisiana Tech, Feb. 14, 2004
Scored 23 runs.....	Never
Scored 24 runs.....	Missouri Southern, Feb. 11, 1998
Scored 25 runs.....	Missouri Southern, Feb. 4, 2001
Scored 26 runs.....	vs. Iowa (in Arlington, Texas), Feb. 14, 1997
Scored 27 runs.....	Never
Scored 28 runs.....	vs. Wisconsin-Milwaukee (2), Feb. 18, 2007
Scored 29 runs.....	Morningside, April 6, 1968
Scored 30 runs.....	at South Carolina, March 30, 1997
Scored 31-32 runs.....	32 vs. Bucknell, Feb. 17, 2018
Scored 33 + runs.....	33 vs. Southwest Baptist, March 21, 1984
Had 14 hits.....	vs. Oral Roberts, April 9, 2019
Had 15 hits.....	at Alabama, March 22, 2019
Had 16 hits.....	vs. #18 Tennessee, April 26, 2019
Had 17 hits.....	vs. No. 13 Auburn, April 7, 2018
Had 18 hits.....	vs. #18 Tennessee, April 27, 2019
Had 19 hits.....	vs. Northwestern State, April 23, 2019
Had 20 hits.....	vs. Dayton, Feb. 28, 2018
Had 21 hits.....	Kentucky, April 28, 2001
Had 22 hits.....	at #6 Vanderbilt, April 14, 2019
Had 23 hits.....	Centenary, March 31, 1999
Had 24 hits.....	Georgia, March 17, 2001
Had 25 hits.....	at Centenary, March 23, 2005
Had 26-29 hits.....	28 at South Carolina, March 30, 1997
Had 30 hits.....	vs. Saint Louis, April 7, 2010
Had 31+ hits.....	32 vs. Southwest Baptist, March 21, 1984
Hit four or more home runs in a game.....	6 - Jared Gates, Luke Bonfield, Carson Shaddy, Dominic Fletcher, Grant Koch, Casey Martin vs. Bucknell, Feb. 17, 2018
..... 5 - Fletcher, Kjerstad, Kenley, McFarland, Washington vs. Northwestern St., April 23, 2019	
..... 5 - Biggers, Martin, Bonfield, Shaddy (2) vs. No. 4 Kentucky, March 17, 2018	
..... 4 - McFarland, Martin, Kjerstad (2) vs. #18 Tennessee, April 27, 2019	
..... 4 - Kjerstad (2), Shaddy, Biggers vs. Oral Roberts (NCAA Regional), June 1, 2018	
..... 4 - E. Cole, H. Kjerstad, D. Fletcher, G. Koch at #4 Ole Miss, March 31, 2018	
..... 4 - T. Ezell, H. Kjerstad, C. Franklin, J. Kenley vs. E. Illinois, Feb. 16, 2019	
4 Errors in a game.....	vs. Little Rock, April 2, 2019
5 Errors in a game.....	vs. South Carolina (SEC Tournament), May 23, 2018
6 Errors in a game.....	vs. Eastern Illinois, March 5, 2016
7 Errors in a game.....	vs. La. Tech, March 20, 2001
Was Shutout.....	at Alabama, March 23, 2019
Was Shutout Back-to-Back.....	vs. LSU, April 23-24, 2005 (7-0, 6-0)
Held to 1 hit.....	vs. Missouri State, May 17, 2016
Held to 2 hits.....	vs. Oregon State, June 28, 2018
Held to 3 hits.....	vs. LSU, May 26, 2018 (2-1)
Did not strikeout.....	vs. Eastern Illinois, Feb. 16, 2019
Swept an SEC Home Series (three games).....	vs. #18 Tennessee, April 26-28, 2019
Swept an SEC Road Series (three games).....	at Alabama, April 30-May 2, 2015
Was Swept in SEC Home Series.....	vs. Alabama, May 13-15, 2016
Was Swept in SEC Road Series.....	at Mississippi State, April 20-21, 2018
Swept a Non-conference Home Series.....	vs. Western Illinois, March 12-13, 2019
Swept a Non-conference Road Series.....	at McNeese State, March 23-24, 2010
Was Swept in a Non-conference Home Series.....	Gonzaga, March 10-11, 2015
Was Swept in a Non-conference Road Series.....	at Nebraska, April 16, 2013
Won a Non-conference Home Series.....	vs. Western Illinois, March 13-14, 2019
Lost a Non-conference Home Series.....	vs. South Alabama, February 28-March 1, 2014
Lost a Non-conference Road Series.....	at Nebraska, April 16, 2013
Back-to-Back Shutouts.....	UK (1-0) April 22 and UK (2-0) April 22-23, 2016
Most Consecutive Shutouts.....	4 vs. Wisconsin (March 15-16, 1980)
Shut out an opponent at home.....	vs. Missouri (2-0), March 15, 2019
Shut out an opponent on the road.....	at #15 Auburn (8-0), April 6, 2019
Shut out an SEC opponent at home.....	vs. Missouri (2-0), March 15, 2019
Shut out an SEC opponent on the road.....	at #15 Auburn (8-0), April 6, 2019



|| GAME-BY-GAME HITTING

2019 RECORD: 34-11 • **HOME:** 25-5 • **AWAY:** 9-6 • **NEUTRAL:** 0-0 • **SEC:** 15-6 • **NCAA TOURNAMENT:** 0-0

Date	Opponent	AB	R	H	RBI	2B	3B	HR	BB	IBB	SB	CS	HBP	SAC	SF	GDP	K	PO	A	E	Avg
Feb 16, 2019	EASTERN ILLINOIS	38	15	18	15	5	0	4	7	0	2	1	0	0	1	2	0	27	13	0	.474
Feb 16, 2019	EASTERN ILLINOIS	37	12	14	12	3	0	0	4	0	2	0	0	1	2	0	12	27	9	3	.427
Feb 17, 2019	EASTERN ILLINOIS	26	3	6	3	1	0	0	8	1	0	0	0	3	1	1	4	27	7	0	.376
Feb 21, 2019	at USC	33	6	8	5	2	0	0	7	0	3	1	0	0	1	1	10	27	5	1	.343
Feb 22, 2019	at USC	35	8	8	8	2	1	1	8	1	5	0	1	0	0	0	11	27	14	2	.320
Feb 23, 2019	at USC	42	4	11	3	3	0	1	2	1	3	0	0	0	0	0	12	29	11	1	.308
Feb 27, 2019	MEMPHIS	32	10	8	9	0	0	0	9	0	5	0	1	0	1	0	6	27	7	0	.300
Mar 01, 2019	STONY BROOK	28	3	6	2	2	1	0	2	0	2	1	0	0	0	1	4	27	5	0	.292
Mar 01, 2019	STONY BROOK	30	4	7	3	2	0	0	3	0	3	0	0	1	1	0	6	27	9	2	.286
Mar 02, 2019	STONY BROOK	40	15	15	14	2	1	4	6	0	1	0	1	0	0	0	6	27	10	2	.296
Mar 06, 2019	CHARLOTTE	29	9	9	8	1	1	2	7	0	0	0	2	2	1	0	6	27	11	1	.297
Mar 08, 2019	LOUISIANA TECH	28	4	6	4	1	0	0	6	0	0	0	2	1	0	1	7	27	6	0	.291
Mar 09, 2019	LOUISIANA TECH	41	7	15	7	3	0	2	3	0	0	0	0	0	1	0	12	27	11	2	.298
Mar 10, 2019	LOUISIANA TECH	33	11	12	10	1	1	1	5	0	3	0	0	1	1	1	7	27	6	1	.303
Mar 12, 2019	WESTERN ILLINOIS	31	8	11	8	1	1	2	4	0	2	0	3	0	2	1	7	27	7	2	.306
Mar 13, 2019	WESTERN ILLINOIS	32	11	12	9	3	0	0	8	1	2	1	4	2	1	0	8	24	12	0	.310
Mar 15, 2019	MISSOURI	28	2	5	2	3	0	0	3	0	1	0	1	1	1	0	8	27	6	1	.304
Mar 16, 2019	MISSOURI	26	4	6	3	0	0	0	2	0	2	0	2	1	1	2	10	27	9	1	.301
Mar 17, 2019	MISSOURI	30	3	5	2	0	0	1	1	0	1	0	0	0	0	0	5	27	7	1	.294
Mar 19, 2019	at Texas	37	11	11	10	3	0	2	6	0	2	1	0	0	0	0	7	27	9	0	.294
Mar 20, 2019	at Texas	33	6	9	5	3	0	0	4	0	1	1	4	3	0	1	8	24	12	1	.293
Mar 22, 2019	at Alabama	40	12	15	12	3	0	3	1	0	0	0	2	0	0	0	14	27	6	0	.298
Mar 23, 2019	at Alabama	29	0	4	0	1	0	0	4	0	0	1	0	0	0	1	4	24	8	1	.292
Mar 24, 2019	at Alabama	38	10	14	8	4	0	2	4	0	4	0	2	1	1	1	9	27	12	3	.295
Mar 26, 2019	at Missouri State	35	8	10	8	0	0	1	6	0	2	0	1	1	0	1	10	27	8	1	.295
Mar 29, 2019	OLE MISS	32	5	8	5	2	0	0	4	0	0	0	0	1	0	0	9	27	8	1	.293
Mar 30, 2019	OLE MISS	30	3	6	3	3	0	2	5	0	0	1	1	0	0	2	12	27	9	0	.290
Mar 31, 2019	OLE MISS	35	5	11	4	1	0	1	2	0	0	1	0	0	0	2	8	27	10	1	.291
Apr 02, 2019	LITTLE ROCK	36	7	13	7	1	0	1	8	0	1	0	2	1	1	0	8	27	10	4	.294
Apr 05, 2019	at Auburn	34	3	8	3	1	1	1	2	0	0	0	0	0	1	0	13	24	10	0	.292
Apr 05, 2019	at Auburn	58	9	14	9	3	1	2	11	2	0	1	1	1	1	0	20	45	24	2	.289
Apr 06, 2019	at Auburn	34	8	10	8	2	0	1	9	0	3	1	0	0	0	0	3	27	9	0	.289
Apr 09, 2019	ORAL ROBERTS	39	15	14	14	5	0	3	13	0	0	0	0	0	1	0	9	27	7	3	.291
Apr 12, 2019	at Vanderbilt	33	2	7	2	1	0	0	4	0	0	0	1	0	0	1	13	24	4	0	.289
Apr 13, 2019	at Vanderbilt	33	2	7	1	3	0	0	1	0	0	0	0	0	0	1	9	24	11	1	.287
Apr 14, 2019	at Vanderbilt	47	14	22	14	6	1	1	6	0	0	0	0	0	1	1	7	27	11	1	.294
Apr 16, 2019	ARK. - PINE BLUFF	34	16	16	16	1	2	3	8	0	2	0	1	0	0	0	4	21	8	2	.299
Apr 18, 2019	MISSISSIPPI ST.	31	5	9	5	2	0	1	2	0	0	1	0	1	0	0	10	27	9	0	.298
Apr 19, 2019	MISSISSIPPI ST.	35	12	12	11	0	1	1	16	0	0	0	0	0	0	2	10	27	9	1	.300
Apr 20, 2019	MISSISSIPPI ST.	34	10	10	8	2	0	1	4	0	0	0	1	0	0	1	7	27	12	1	.299
Apr 23, 2019	NORTHWESTERN ST.	42	19	19	17	6	1	5	10	0	1	0	1	0	1	0	6	24	9	1	.304
Apr 24, 2019	NORTHWESTERN ST.	36	7	10	7	2	1	1	5	0	1	0	0	0	1	0	12	27	14	2	.303
Apr 26, 2019	TENNESSEE	37	11	16	11	1	0	2	6	1	2	0	0	0	1	1	11	27	7	3	.307
Apr 27, 2019	TENNESSEE	42	15	18	15	6	0	4	3	0	0	0	1	0	0	0	6	27	8	1	.310
Apr 28, 2019	TENNESSEE	36	4	9	4	3	0	2	4	0	2	0	2	1	0	1	14	30	14	1	.308
Totals		1569	358	484	334	100	14	58	243	7	58	12	37	23	24	26	384	1211	423	50	.308



2019 RECORD: 34-11 • HOME: 25-5 • AWAY: 9-6 • NEUTRAL: 0-0 • SEC: 15-6 • NCAA TOURNAMENT: 0-0

Date	Opponent	IP	H	R	ER	BB	SO	2B	3B	HR	WP	BK	HBP	DP	IBB	Score	W	L	SV	ERA
Feb 16, 2019	EASTERN ILLINOIS	9.0	11	7	7	2	8	2	0	1	0	1	0	1	0	15-7	1	0	0	7.00
Feb 16, 2019	EASTERN ILLINOIS	9.0	9	3	0	3	12	0	0	0	0	0	0	2	0	12-3	2	0	0	3.50
Feb 17, 2019	EASTERN ILLINOIS	9.0	7	2	2	3	8	2	0	0	0	0	0	1	0	3-2	3	0	0	3.00
Feb 21, 2019	at USC	9.0	4	3	3	4	14	1	0	0	0	0	3	1	0	6-3	4	0	1	3.00
Feb 22, 2019	at USC	9.0	9	6	3	2	6	1	0	0	0	0	0	2	0	8-6	5	0	2	3.00
Feb 23, 2019	at USC	9.2	9	6	6	2	7	1	0	2	0	0	0	0	0	4-6	5	1	2	3.46
Feb 27, 2019	MEMPHIS	9.0	6	3	3	2	12	2	0	2	1	0	2	1	0	10-3	6	1	2	3.39
Mar 01, 2019	STONY BROOK	9.0	6	1	1	2	18	1	0	1	0	0	0	0	0	3-1	7	1	3	3.10
Mar 01, 2019	STONY BROOK	9.0	8	3	3	2	11	1	0	1	1	0	0	0	0	4-3	8	1	4	3.09
Mar 02, 2019	STONY BROOK	9.0	10	7	7	7	10	2	0	0	2	0	2	1	0	15-7	9	1	4	3.47
Mar 06, 2019	CHARLOTTE	9.0	3	2	2	6	14	0	0	0	0	0	0	1	0	9-2	10	1	4	3.34
Mar 08, 2019	LOUISIANA TECH	9.0	7	2	2	1	14	1	0	0	0	0	1	1	0	4-2	11	1	5	3.23
Mar 09, 2019	LOUISIANA TECH	9.0	11	12	7	2	9	2	0	3	1	0	4	0	0	7-12	11	2	5	3.52
Mar 10, 2019	LOUISIANA TECH	9.0	3	0	0	3	16	0	0	0	0	0	1	1	0	11-0	12	2	5	3.27
Mar 12, 2019	WESTERN ILLINOIS	9.0	1	0	0	3	14	0	0	0	0	0	0	0	0	8-0	13	2	5	3.05
Mar 13, 2019	WESTERN ILLINOIS	8.0	4	1	1	1	10	0	0	0	0	0	1	2	0	11-1	14	2	5	2.94
Mar 15, 2019	MISSOURI	9.0	2	0	0	3	15	0	0	0	2	0	0	0	0	2-0	15	2	6	2.77
Mar 16, 2019	MISSOURI	9.0	7	3	3	1	6	2	0	0	0	0	0	0	0	4-3	16	2	7	2.78
Mar 17, 2019	MISSOURI	9.0	5	2	2	3	11	0	0	1	1	0	2	0	0	3-2	17	2	7	2.74
Mar 19, 2019	at Texas	9.0	6	4	4	2	9	2	0	1	0	0	0	0	0	11-4	18	2	7	2.81
Mar 20, 2019	at Texas	8.0	6	7	6	14	5	1	0	0	1	0	4	1	0	6-7	18	3	7	2.97
Mar 22, 2019	at Alabama	9.0	7	3	3	3	8	1	0	0	2	0	1	0	0	12-3	19	3	7	2.97
Mar 23, 2019	at Alabama	8.0	9	10	10	7	2	1	0	1	2	0	0	0	0	0-10	19	4	7	3.30
Mar 24, 2019	at Alabama	9.0	5	2	1	5	10	0	0	0	1	0	0	0	0	10-2	20	4	7	3.20
Mar 26, 2019	at Missouri State	9.0	7	2	2	3	10	0	0	0	1	0	2	1	0	8-2	21	4	7	3.15
Mar 29, 2019	OLE MISS	9.0	6	3	3	4	8	2	0	1	0	0	0	0	0	5-3	22	4	8	3.15
Mar 30, 2019	OLE MISS	9.0	12	4	4	1	5	2	0	2	0	0	0	1	0	3-4	22	5	8	3.18
Mar 31, 2019	OLE MISS	9.0	14	10	10	12	6	2	0	1	1	0	2	1	0	5-10	22	6	8	3.42
Apr 02, 2019	LITTLE ROCK	9.0	16	17	10	6	8	4	0	1	2	0	3	0	0	7-17	22	7	8	3.65
Apr 05, 2019	at Auburn	8.0	11	6	6	3	5	3	0	0	0	0	0	0	0	3-6	22	8	8	3.75
Apr 05, 2019	at Auburn	15.0	11	6	4	9	12	4	0	1	4	0	3	1	2	9-6	23	8	8	3.67
Apr 06, 2019	at Auburn	9.0	5	0	0	4	10	1	0	0	1	0	1	1	0	8-0	24	8	9	3.56
Apr 09, 2019	ORAL ROBERTS	9.0	10	8	7	4	7	1	1	2	2	1	1	0	0	15-8	25	8	9	3.66
Apr 12, 2019	at Vanderbilt	8.0	6	3	3	0	10	3	1	0	1	0	0	1	0	2-3	25	9	9	3.66
Apr 13, 2019	at Vanderbilt	8.0	12	12	12	7	8	1	0	2	0	0	1	1	0	2-12	25	10	9	3.91
Apr 14, 2019	at Vanderbilt	9.0	12	12	12	11	9	2	0	4	1	0	2	0	0	14-12	26	10	10	4.13
Apr 16, 2019	ARK. - PINE BLUFF	7.0	9	4	3	8	8	0	0	0	0	0	0	0	0	16-4	27	10	10	4.12
Apr 18, 2019	MISSISSIPPI ST.	9.0	6	3	3	1	13	1	0	2	1	0	1	0	0	5-3	28	10	11	4.09
Apr 19, 2019	MISSISSIPPI ST.	9.0	5	5	5	5	11	0	0	1	0	0	1	0	0	12-5	29	10	11	4.12
Apr 20, 2019	MISSISSIPPI ST.	9.0	6	2	2	3	6	0	0	0	2	0	0	0	0	10-2	30	10	11	4.07
Apr 23, 2019	NORTHWESTERN ST.	8.0	8	2	2	2	8	2	0	0	0	0	0	1	0	19-2	31	10	11	4.03
Apr 24, 2019	NORTHWESTERN ST.	9.0	10	10	10	5	9	2	0	3	2	1	0	0	0	7-10	31	11	11	4.17
Apr 26, 2019	TENNESSEE	9.0	12	9	5	3	11	3	0	1	0	0	0	0	0	11-9	32	11	12	4.19
Apr 27, 2019	TENNESSEE	9.0	7	3	3	3	11	2	0	1	1	0	1	0	0	15-3	33	11	12	4.16
Apr 28, 2019	TENNESSEE	10.0	6	3	2	1	11	0	0	0	1	0	0	1	0	4-3	34	11	12	4.10
Totals		403.2	347	213	184	178	435	58	2	35	34	3	39	24	2	358-213	34	11	12	4.10

TEAM GAME HIGHS (2019)

Team Batting

At bats:	58	at Auburn (Apr 05, 2019)
Runs scored:	19	vs Northwestern St. (Apr 23, 2019)
Hits:	22	at Vanderbilt (Apr 14, 2019)
RBI's:	17	vs Northwestern St. (Apr 23, 2019)
Doubles:	6	at Vanderbilt (Apr 14, 2019)
	6	vs Northwestern St. (Apr 23, 2019)
	6	vs Tennessee (Apr 27, 2019)
Triples:	2	vs Ark.- Pine Bluff (Apr 16, 2019)
Home runs:	5	vs Northwestern St. (Apr 23, 2019)
Total bases:	42	vs Northwestern St. (Apr 23, 2019)
Walks:	16	vs Mississippi St. (Apr 19, 2019)
Strikeouts:	20	at Auburn (Apr 05, 2019)
Sac hits:	3	vs Eastern Illinois (Feb 17, 2019)
	3	at Texas (Mar 20, 2019)
Sac flies:	2	vs Eastern Illinois (Feb 16, 2019)
	2	vs Western Illinois (Mar 12, 2019)
Stolen bases:	5	at USC (Feb 22, 2019)
	5	vs Memphis (Feb 27, 2019)
Hit by pitch:	4	vs Western Illinois (Mar 13, 2019)
	4	at Texas (Mar 20, 2019)
Caught stealing:	1	(12 games)
Runners LOB:	18	at Auburn (Apr 05, 2019)
Hit into DP:	3	vs Eastern Illinois (Feb 16, 2019)

Fielding

Putouts:	45	at Auburn (Apr 05, 2019)
Assists:	24	at Auburn (Apr 05, 2019)
Errors:	4	vs Little Rock (Apr 02, 2019)
Passed balls:	1	at Alabama (Mar 22, 2019)
	1	vs Little Rock (Apr 02, 2019)
DPs turned:	2	vs Eastern Illinois (Feb 16, 2019)
	2	at USC (Feb 22, 2019)
	2	vs Western Illinois (Mar 13, 2019)

Pitching

Innings pitched:	15.0	at Auburn (Apr 05, 2019)
Runs allowed:	17	vs Little Rock (Apr 02, 2019)
Earned runs:	12	at Vanderbilt (Apr 13, 2019)
	12	at Vanderbilt (Apr 14, 2019)
Walks allowed:	14	at Texas (Mar 20, 2019)
Strikeouts:	18	vs Stony Brook (Mar 01, 2019)
Hits allowed:	16	vs Little Rock (Apr 02, 2019)
Doubles allowed:	4	vs Little Rock (Apr 02, 2019)
	4	at Auburn (Apr 05, 2019)
Triples allowed:	1	vs Oral Roberts (Apr 09, 2019)
	1	at Vanderbilt (Apr 12, 2019)
Homers allowed:	4	at Vanderbilt (Apr 14, 2019)
Wild pitches:	4	at Auburn (Apr 05, 2019)
Hit batters:	4	vs Louisiana Tech (Mar 09, 2019)
	4	at Texas (Mar 20, 2019)

INDIVIDUAL GAME HIGHS (2019)

Individual Batting

At bats:	8	Heston Kjerstad at Auburn (Apr 05, 2019)
Runs scored:	4	Trevor Ezell vs Ark.- Pine Bluff (Apr 16, 2019)
Hits:	4	(6 games)
RBI's:	6	Jacob Nesbit vs Tennessee (Apr 26, 2019)
Doubles:	3	Zack Plunkett vs Northwestern St. (Apr 23, 2019)
Triples:	1	(14 games)
Home runs:	2	Jack Kenley vs Stony Brook (Mar 02, 2019)
	2	Heston Kjerstad vs Oral Roberts (Apr 09, 2019)
	2	Heston Kjerstad vs Tennessee (Apr 27, 2019)
Total bases:	10	Heston Kjerstad vs Tennessee (Apr 27, 2019)
Walks:	3	(9 games)
Strikeouts:	4	(4 games)
Sac hits:	2	Jacob Nesbit vs Eastern Illinois (Feb 17, 2019)
Sac flies:	1	(24 games)
Stolen bases:	2	(5 games)
Hit by pitch:	2	Heston Kjerstad vs Western Illinois (Mar 13, 2019)
	2	Jack Kenley at Texas (Mar 20, 2019)
	2	Heston Kjerstad vs Tennessee (Apr 28, 2019)
Caught stealing:	1	(12 games)
Runners LOB:	6	Jack Kenley vs Missouri (Mar 15, 2019)

Fielding

Putouts:	20	Trevor Ezell at Auburn (Apr 05, 2019)
Assists:	7	Jack Kenley vs Eastern Illinois (Feb 16, 2019)
Errors:	2	(5 games)
Passed balls:	1	Casey Opitz at Alabama (Mar 22, 2019)
	1	Zack Plunkett vs Little Rock (Apr 02, 2019)

Pitching

Innings pitched:	7.2	Isaiah Campbell at Vanderbilt (Apr 12, 2019)
	7.2	Isaiah Campbell vs Mississippi St. (Apr 18, 2019)
	7.2	Connor Noland vs Mississippi St. (Apr 20, 2019)
Runs allowed:	7	Kole Ramage at Vanderbilt (Apr 13, 2019)
	7	Isaiah Campbell vs Tennessee (Apr 26, 2019)
Earned runs:	7	Kole Ramage at Vanderbilt (Apr 13, 2019)
Walks allowed:	5	Cody Scroggins vs Ole Miss (Mar 31, 2019)
	5	Kole Ramage at Auburn (Apr 05, 2019)
Strikeouts:	13	Isaiah Campbell vs Stony Brook (Mar 01, 2019)
Hits allowed:	7	(4 games)
Doubles allowed:	3	Isaiah Campbell at Vanderbilt (Apr 12, 2019)
Triples allowed:	1	Marshall Denton vs Oral Roberts (Apr 09, 2019)
	1	Isaiah Campbell at Vanderbilt (Apr 12, 2019)
Homers allowed:	2	Kole Ramage at Vanderbilt (Apr 13, 2019)
Wild pitches:	2	Evan Taylor vs Stony Brook (Mar 02, 2019)
	2	Kole Ramage at Auburn (Apr 05, 2019)
Hit batters:	2	(6 games)

#32 MATT CRONIN • JR • LHP • 6-2 • 190

CAREER HIGHS

Category	High	Opponent (Last)	Date
Innings	4.0	at San Diego State	2/24/18
Longest Start	--	--	--
Shortest Start	--	--	--
Longest Relief	4.0	at San Diego State	2/24/18
Hits	4	No. 4 Kentucky	3/16/18
Runs	3	2x (vs. Oregon St.)	6/27/18
Earned Runs	3	2x (vs. Oregon St.)	6/27/18
Walks	3	vs. Auburn	5/25/17
Strikeouts	6	vs. Auburn	5/25/17

CRONIN'S CAREER APPEARANCES

Matt Cronin 2019 Game-By-Game (Junior)

(17 Appearances, 0 Starts)

Date	Opponent	IP	H	R-ER	BB	K	Result
2/17/19	Eastern Illinois	1.2	1	0-0	1	1	W, 1-0
2/21/19	at USC	1.1	0	0-0	0	4	S, 1
2/22/19	at USC	1.0	0	0-0	0	1	S, 2
3/1/19	Stony Brook	1.0	2	0-0	1	3	S, 3
3/8/19	Louisiana Tech	1.0	0	0-0	1	1	S, 4
3/12/19	Western Illinois	1.0	0	0-0	1	2	ND
3/15/19	Missouri	1.0	0	0-0	1	3	S, 5
3/16/19	Missouri	1.0	0	0-0	0	1	S, 6
3/24/19	at Alabama	1.0	0	0-0	0	2	ND
3/26/19	at Missouri St.	1.0	0	0-0	0	0	ND
3/29/19	#21 Ole Miss	1.2	1	1-1	1	3	S, 7
4/5/19	at #15 Auburn	1.2	1	0-0	2	3	ND
4/14/19	at #6 Vanderbilt	1.2	2	2-2	2	1	ND
4/18/19	#2 Mississippi St.	1.1	1	1-1	1	3	S, 8
4/24/19	Northwestern St.	0.1	1	1-1	0	1	ND
4/26/19	#18 Tennessee	1.0	0	0-0	0	2	S, 9
4/28/19	#18 Tennessee	1.1	3	1-1	0	0	ND
TOTALS	17 G, 0 GS	20.0	12	6-6	11	31	1-0 (9 SV)

Matt Cronin 2018 Game-By-Game (Sophomore)

(25 Appearances, 0 Starts)

Date	Opponent	IP	H	R-ER	BB	K	Result
2/18/18	Bucknell	1.0	1	0-0	0	1	W, 1-0
2/21/18	vs. Arizona	2.1	0	0-0	1	3	S, 1
2/24/18	at San Diego St.	4.0	0	0-0	0	5	W, 2-0
3/3/18	USC	2.2	2	2-2	2	2	ND
3/9/18	Kent State	1.0	0	0-0	0	1	ND
3/14/18	Texas	1.2	1	0-0	0	2	S, 2
3/16/18	#4 Kentucky	2.2	4	2-2	0	4	S, 3
3/23/18	at # 2 Florida	2.0	1	0-0	0	4	S, 4
3/25/18	at # 2 Florida	1.2	1	1-1	0	0	ND
3/29/18	at #4 Ole Miss	3.0	1	0-0	1	5	S, 5
3/31/18	at #4 Ole Miss	2.0	1	2-2	1	1	ND
4/6/18	#13 Auburn	2.2	0	0-0	0	1	S, 6
4/10/18	Grambling St.	1.0	0	0-0	0	1	S, 7
4/14/18	South Carolina	1.0	0	0-0	0	1	S, 8
4/14/18	South Carolina	2.0	1	0-0	0	1	S, 9

Matt Cronin Career Stats

Year	ERA	W	L	App	GS	CG	SHO	CBO	SV	IP	H	R	ER	BB	SO	2B	3B	HR	BF	B/Avg	WP	HBP	BK	SFA	SHA	PO	A	E	FLD%
2017	2.00	3	1	15	0	0	0	2	1	18.0	8	4	4	12	31	1	0	1	76	.136	0	3	0	0	2	0	2	0	1.000
2018	3.54	2	2	25	0	0	0	3	14	48.1	25	19	19	14	59	6	0	3	183	.154	5	1	0	4	2	0	5	0	1.000
2019	2.41	1	0	16	0	0	0	2	9	18.2	9	5	5	11	30	0	0	4	75	.143	1	1	0	0	0	0	1	1	.500
TOTAL	2.96	6	3	56	0	0	0	7	24	85.0	42	28	28	37	120	7	0	8	334	.148	6	5	0	4	4	0	8	1	.889

Matt Cronin Career SEC Stats

Year	ERA	W	L	App	GS	CG	SHO	CBO	SV	IP	H	R	ER	BB	SO	2B	3B	HR	BF	B/Avg	WP	HBP	BK	SFA	SHA	PO	A	E	FLD%
2017	0.00	0	0	2	0	0	0	0	0	1.1	1	0	0	1	1	0	0	0	6	.333	0	1	0	0	1	0	0	0	.000
2018	4.18	0	1	11	0	0	0	2	7	23.2	13	11	11	7	27	2	0	2	91	.157	2	0	0	0	1	0	2	0	1.000
2019	3.48	0	0	8	0	0	0	1	5	10.1	5	4	4	7	17	0	0	3	43	.143	1	1	0	0	0	0	1	0	1.000
TOTAL	3.82	0	1	21	0	0	0	3	12	35.1	19	15	15	15	45	2	0	5	140	.157	3	2	0	0	2	0	3	0	1.000

4/20/18	at Mississippi St.	2.0	1	3-3	3	5	L, 2-1
5/13/18	#20 Texas A&M	2.0	0	2-2	2	2	ND
5/17/18	at #13 Georgia	2.2	3	1-1	0	3	S, 10
5/25/18	vs. Florida	2.0	0	0-0	1	5	S, 11
6/3/18	Dallas Baptist	2.0	3	1-1	0	4	S, 12
6/11/18	#25 South Carolina	1.0	0	0-0	1	1	ND
6/20/18	vs. Texas Tech	1.1	2	2-2	1	2	ND
6/22/18	vs. Florida	2.0	1	0-0	0	2	S, 13
6/26/18	vs. Oregon St.	1.0	0	0-0	0	2	S, 14
6/27/18	vs. Oregon St.	1.2	2	3-3	1	1	L, 2-2
TOTALS	25 G, 0 GS	50.1	25	19-19	14	59	2-2 (14 SV)

Matt Cronin 2017 Game-By-Game (Freshman)

(15 Appearances, 0 Starts)

Date	Opponent	IP	H	R-ER	BB	K	Result
3/4/17	vs. Nebraska	1.0	0	0-0	0	2	ND
3/8/17	ULM	2.0	0	0-0	2	3	ND
3/15/17	Alcorn State	2.0	2	1-1	0	4	ND
3/22/17	New Orleans	0.0	0	1-1	1	0	ND
4/1/17	at Alabama	1.0	1	0-0	1	1	ND
4/5/17	Grand Canyon	1.0	0	0-0	0	2	ND
4/11/17	at Missouri State	1.2	1	0-0	1	2	W, 1-0
4/18/17	Memphis	1.1	2	0-0	0	2	W, 2-0
4/25/17	vs. Kansas State	3.0	2	0-0	1	5	ND
5/19/17	at #22 Texas A&M	0.1	0	0-0	0	0	ND
5/25/17	vs. Auburn	3.0	0	0-0	3	6	W, 3-0
5/28/17	vs. LSU	0.1	0	0-0	0	1	ND
6/2/17	Oral Roberts	0.1	0	0-0	0	1	ND
6/3/17	Missouri State	0.0	0	1-1	1	0	L, 3-1
6/4/17	Missouri State	1.0	0	1-1	2	2	ND
TOTALS	15 G, 0 GS	18.0	8	4-4	12	31	3-1

2019 TRENDS

- Has pitched at least one inning in 42 of his last 43 outings dating back to 2017.
- Has thrown 1.2 innings in three of his last seven appearances, saving two games (Ole Miss and Miss. St.).
- Began the year on a 11-inning scoreless streak (Feb. 17-March 26), saving six games.
- Earned a save on consecutive days against Missouri (March 15-16). Second instance this year (USC).
- Has struck out three or more batters in three of his last six appearances.
- Just six hits allowed in last 13.2 innings
- Earned fifth win of career in first appearance of 2019 (vs. Eastern Illinois).
- Tied for 3rd in SEC in saves (9).
- Tied for 2nd in SEC in games finished (13).
- Ranks 2nd on Arkansas career chart with 23 saves (33 - Philip Stidham - 1989-91).

CAREER HIGHS

Category	High	Opponent (Last)	Date
Innings	5.2	at Auburn	4/21/17
Longest Start	--	--	--
Shortest Start	--	--	--
Longest Relief	5.2	at Auburn	4/21/17
Hits	7	at Auburn	4/21/17
Runs	5	at Auburn	4/21/17
Earned Runs	5	at Auburn	4/21/17
Walks	2	2x (at No. 6 Vanderbilt)	4/13/19
Strikeouts	5	at Auburn	4/21/17

DENTON'S CAREER APPEARANCES

Marshall Denton 2019 Game-By-Game (R-Sophomore)
(18 Appearances, 3 Starts)

Date	Opponent	IP	H	R-ER	BB	K	Result
2/16/19	Eastern Illinois-1	1.0	1	0-0	0	1	ND
2/16/19	Eastern Illinois-2	1.0	1	0-0	0	0	ND
2/23/19	at USC	0.0	1	1-1	0	0	L, 0-1
3/2/19	Stony Brook	1.0	1	0-0	0	1	ND
3/9/19	Louisiana Tech	0.2	0	0-0	0	1	ND
3/13/19	Western Illinois*	3.0	2	0-0	0	3	W, 1-1
3/20/19	at #9 Texas*	2.0	1	0-0	1	1	ND
3/22/19	at Alabama	0.1	1	0-0	0	0	ND
3/26/19	at Missouri St.	0.2	3	1-1	0	1	ND
3/31/19	#21 Ole Miss	1.0	0	0-0	0	1	ND
4/2/19	Little Rock	2.0	4	4-2	0	2	ND
4/9/19	Oral Roberts*	2.0	3	3-3	0	2	ND
4/13/19	at #6 Vanderbilt	1.0	0	0-0	0	2	ND
4/14/19	at #6 Vanderbilt	0.2	0	0-0	0	2	S, 1
4/16/19	Ark.- Pine Bluff	0.2	1	0-0	1	1	ND
4/19/19	#2 Mississippi St.	1.0	0	0-0	0	1	ND
4/24/19	Northwestern St.*	3.0	5	4-4	0	3	ND
4/28/19	#18 Tennessee	0.2	1	1-1	0	0	ND
TOTALS	18 G, 3 GS	21.2	25	14-12	2	22	1-1 (1 SV)

Marshall Denton 2017 Game-By-Game (Freshman)
(7 Appearances, 0 Starts)

Date	Opponent	IP	H	R-ER	BB	K	Result
2/25/17	Bryant	0.1	0	0-0	0	0	ND
3/4/17	vs. Nebraska	0.1	0	0-0	1	0	ND
3/7/17	ULM	1.0	2	0-0	0	2	ND
3/16/17	Alcorn State	1.0	0	0-0	0	1	ND
4/4/17	Grand Canyon	1.0	0	0-0	0	1	ND
4/18/17	Memphis	1.0	0	0-0	0	1	ND
4/21/17	at Auburn	5.2	7	5-5	2	5	ND
4/25/17	vs. Kansas State	0.0	1	1-1	0	0	ND
TOTALS	8 G, 0 GS	10.1	10	6-6	3	10	0-0

2019 TRENDS

- Has at least one strikeout in last nine outings.
- Earned first career save after retiring final two batters against No. 6 Vanderbilt (April 14), both on strikeouts.
- Has a 3.27 ERA in 13 relief appearances with only four earned runs allowed in 11 innings.
- Hasn't given up a run in last four relief appearances.
- Only one walk allowed in last 10 appearances and two walks for entire season.

Marshall Denton Career Stats

Year	ERA	W	L	App	GS	CG	SHO	CBO	SV	IP	H	R	ER	BB	SO	2B	3B	HR	BF	B/Avg	WP	HBP	BK	SFA	SHA	PO	A	E	FLD%
2017	5.23	0	0	8	0	0	0	0	0	10.1	10	6	6	3	10	3	0	3	45	.244	0	1	0	0	0	0	2	0	1.000
2019	4.71	1	0	17	4	0	0	0	1	21.0	24	13	11	2	21	4	1	3	93	.273	2	2	1	1	0	2	2	0	1.000
TOTAL	4.88	1	0	25	4	0	0	0	1	31.1	34	19	17	5	31	7	1	6	138	.264	2	3	1	1	0	2	4	0	1.000

Marshall Denton Career SEC Stats

Year	ERA	W	L	App	GS	CG	SHO	CBO	SV	IP	H	R	ER	BB	SO	2B	3B	HR	BF	B/Avg	WP	HBP	BK	SFA	SHA	PO	A	E	FLD%
2017	7.94	0	0	1	0	0	0	0	0	5.2	7	5	5	2	5	3	0	2	26	.292	0	0	0	0	0	0	0	0	.000
2019	0.00	0	0	5	0	0	0	0	1	4.0	1	0	0	0	6	1	0	0	14	.071	1	0	0	0	0	1	0	0	1.000
TOTAL	4.66	0	0	6	0	0	0	0	1	9.2	8	5	5	2	11	4	0	2	40	.211	1	0	0	0	0	1	0	0	1.000

#45 KEVIN KOPPS • R-JR • RHP • 6-0 • 195

CAREER HIGHS

Category	High	Opponent (Last)	Date
Innings	5.2	Georgia	4/15/17
Longest Start	3.1	2x (Bryant)	2/26/17
Shortest Start	2.0	2x (Missouri St.)	6/4/17
Longest Relief	5.2	Georgia	4/15/17
Hits	5	2x (Georgia)	4/15/17
Runs	3	4x (No. 21 Ole Miss)	3/31/19
Earned Runs	3	3x (No. 21 Ole Miss)	3/31/19
Walks	3	2x (at Missouri)	3/26/17
Strikeouts	5	Miami (Ohio)	2/19/17

KOPPS' CAREER APPEARANCES

Kevin Kopps 2019 Game-By-Game (R-Sophomore)
(19 Appearances, 0 Starts)

Date	Opponent	IP	H	R-ER	BB	K	Result
2/22/19	at USC	2.2	3	0-0	0	0	ND
3/1/19	Stony Brook	1.0	1	1-1	0	2	ND
3/6/19	Charlotte	1.0	0	0-0	1	2	ND
3/8/19	Louisiana Tech	2.0	0	0-0	0	3	W, 1-0
3/12/19	Western Illinois	1.0	0	0-0	1	2	ND
3/16/19	Missouri	0.1	1	0-0	0	0	ND
3/17/19	Missouri	1.2	1	0-0	1	1	ND
3/24/19	at Alabama	1.1	0	0-0	0	4	ND
3/26/19	at Missouri St.	1.0	1	0-0	0	2	ND
3/30/19	#21 Ole Miss	1.0	2	1-1	0	0	L, 1-1
3/31/19	#21 Ole Miss	0.2	2	3-3	1	1	L, 1-2
4/5/19	at #15 Auburn-1	0.2	2	2-2	0	1	L, 1-3
4/5/19	at #15 Auburn-2	1.1	0	0-0	0	2	W, 2-3
4/9/19	Oral Roberts	2.0	2	0-0	0	2	ND
4/12/19	at #6 Vanderbilt	0.1	0	0-0	0	1	ND
4/14/19	at #6 Vanderbilt	1.0	0	0-0	0	1	ND
4/19/19	at #2 Mississippi St.	3.0	0	0-0	1	3	W, 3-3
4/23/19	Northwestern St.	1.0	3	1-1	0	1	ND
4/26/19	#18 Tennessee	2.0	4	2-2	0	3	W, 4-3
TOTALS	19 G, 0 GS	25.0	22	10-10	5	31	4-3

Kevin Kopps 2017 Game-By-Game (R-Freshman)
(22 Appearances, 5 Starts)

Date	Opponent	IP	H	R-ER	BB	K	Result
2/19/17	Miami (Ohio)*	3.1	2	1-1	2	5	W, 1-0
2/26/17	Bryant*	3.1	4	2-2	2	2	ND
3/3/17	vs. Arizona	0.2	0	0-0	0	0	ND
3/5/17	vs. Oklahoma St.	2.1	1	0-0	1	1	ND
3/12/17	Rhode Island	3.0	1	0-0	3	3	ND
3/17/17	Mississippi St.	0.2	1	0-0	0	1	ND
3/22/17	New Orleans	1.0	0	0-0	0	1	S, 1
3/26/17	at Missouri	3.2	2	2-2	3	4	ND
4/1/17	at Alabama	3.0	5	3-3	0	4	ND
4/8/17	LSU	0.2	2	3-3	1	0	ND
4/11/17	at Missouri St.	1.0	2	1-1	0	1	W, 2-0
4/15/17	Georgia	5.2	5	0-0	2	3	ND

4/23/17	at Auburn	1.0	3	1-1	2	0	ND
4/25/17	vs. Kansas St.*	2.0	1	1-1	0	1	ND
4/28/17	Ole Miss-1	2.2	2	0-0	1	2	ND
5/4/17	at Tennessee	2.2	2	0-0	0	2	ND
5/12/17	Vanderbilt	2.0	1	0-0	0	2	W, 3-0
5/20/17	at Texas A&M	3.0	2	0-0	1	4	S, 2
5/25/17	vs. Mississippi St.	1.0	1	1-1	0	0	ND
5/28/17	vs. LSU*	3.0	3	3-1	0	1	L, 3-1
6/2/17	Oral Roberts	1.1	2	0-0	0	1	ND
6/4/17	Missouri St.*	2.0	4	2-2	0	2	ND
TOTALS	22 G, 5 GS	49.0	46	20-18	18	40	3-1 (2 SV)

2019 TRENDS

- Three runs allowed in last 10.2 IP (7 games).
- Has thrown 2.0 IP or more five times in 2019.
- Totaled 13 scoreless outings this season.
- One walk in last 11.1 innings (8 games).
- At least one strikeout in 12 of last 13 outings.
- Three wins in his last seven outings.

Kevin Kopps Career Stats

Year	ERA	W	L	App	GS	CG	SHO	CBO	SV	IP	H	R	ER	BB	SO	2B	3B	HR	BF	B/Avg	WP	HBP	BK	SFA	SHA	PO	A	E	FLD%
2016	REDSHIRT SEASON																												
2017	3.31	3	1	22	5	0	0	2	2	49.0	46	20	18	18	40	7	0	3	203	.254	5	3	0	0	1	4	7	1	.917
2018	INJURED																												
2019	3.46	4	3	20	0	0	0	2	0	26.0	23	10	10	6	32	6	0	1	107	.237	1	2	0	0	2	1	4	0	1.000
TOTAL	3.36	7	4	42	5	0	0	4	2	75.0	69	30	28	24	72	13	0	4	310	.248	6	5	0	0	3	5	11	1	.941

Kevin Kopps Career SEC Stats

Year	ERA	W	L	App	GS	CG	SHO	CBO	SV	IP	H	R	ER	BB	SO	2B	3B	HR	BF	B/Avg	WP	HBP	BK	SFA	SHA	PO	A	E	FLD%
2016	REDSHIRT SEASON																												
2017	3.24	2	0	10	0	0	0	1	1	25.0	25	9	9	10	22	4	0	1	104	.272	3	2	0	0	0	2	4	0	1.000
2018	INJURED																												
2019	5.40	3	3	11	0	0	0	0	0	13.1	12	8	8	3	17	5	0	0	55	.245	1	1	0	0	2	1	3	0	1.000
TOTAL	3.99	5	3	21	0	0	0	1	1	38.1	37	17	17	13	39	9	0	1	159	.262	4	3	0	0	2	3	7	0	1.000

#35 JACOB KOSTYSHOCK • JR • RHP • 6-4 • 175

CAREER HIGHS

Category	High	Opponent (Last)	Date
Innings	5.0	Eastern Illinois	2/17/19
Longest Start	5.0	Eastern Illinois	2/17/19
Shortest Start	5.0	Eastern Illinois	2/17/19
Longest Relief	3.2	2x (at USC)	2/23/19
Hits	7	at No. 2 Florida	3/24/18
Runs	7	at No. 2 Florida	3/24/18
Earned Runs	5	at No. 2 Florida	3/24/18
Walks	3	vs. Nebraska	3/4/17
Strikeouts	3	4x (No. 18 Tennessee)	4/26/19

KOSTYSHOCK'S CAREER APPEARANCES

Jacob Kostyshock 2019 Game-By-Game (Junior)
(13 Appearances, 1 Start)

Date	Opponent	IP	H	R-ER	BB	K	Result
2/17/19	Eastern Illinois*	5.0	3	0-0	2	3	ND
2/23/19	at USC	3.2	3	1-1	0	3	ND
3/1/19	Stony Brook	2.0	1	0-0	0	2	S, 1
3/9/19	Louisiana Tech	1.1	2	3-1	0	2	L, 0-1
3/12/19	Western Illinois	1.0	0	0-0	0	1	ND
3/15/19	Missouri	1.0	0	0-0	1	1	ND
3/17/19	Missouri	2.1	1	2-2	0	3	W, 1-1
3/24/19	at Alabama	1.2	2	0-0	2	1	ND
3/29/19	#21 Ole Miss	0.1	1	0-0	1	0	ND
4/20/19	#2 Mississippi St.	0.2	1	2-2	2	0	ND
4/23/19	Northwestern St.	1.0	0	0-0	1	0	ND
4/26/19	#18 Tennessee	1.1	2	0-0	0	3	ND
4/27/19	#18 Tennessee	0.1	0	0-0	0	0	ND
TOTALS	13 G, 1 GS	21.2	16	8-6	8	18	1-1 (1 SV)

Jacob Kostyshock 2018 Game-By-Game (Sophomore)
(9 Appearances, 0 Starts)

Date	Opponent	IP	H	R-ER	BB	K	Result
2/17/18	Bucknell	1.0	0	0-0	0	2	ND
2/25/18	at San Diego	3.0	3	0-0	0	3	ND
3/9/18	Kent State - 1	1.0	1	0-0	1	1	ND
3/9/18	Kent State - 2	0.1	1	0-0	0	0	ND
3/13/18	Texas	3.0	4	2-2	2	1	S, 1
3/21/18	at Charlotte	1.0	2	1-1	0	0	ND
3/24/18	at No. 2 Florida	3.2	7	7-5	2	2	ND
3/31/18	at No. 4 Ole Miss	0.1	1	2-2	1	0	ND
4/29/18	Alabama	0.2	0	0-0	2	1	ND
TOTALS	9 G, 0 GS	14.0	19	12-10	8	10	0-0 (1 SV)

Jacob Kostyshock 2017 Game-By-Game (Freshman)
(6 Appearances, 0 Starts)

Date	Opponent	IP	H	R-ER	BB	K	Result
3/4/17	vs. Nebraska	0.2	2	3-3	3	2	ND
3/8/17	ULM	2.0	0	0-0	0	2	ND
3/15/17	Alcorn State	1.0	0	0-0	0	0	ND

4/4/17	Grand Canyon	0.2	3	1-1	0	1	ND
4/13/17	Georgia	0.0	0	0-0	2	0	ND
4/25/17	vs. Kansas State	1.0	1	0-0	1	1	W, 1-0
TOTALS	6 G, 0 GS	5.2	6	4-4	6	6	1-0

2019 TRENDS

- Made first career start in week one against Eastern Illinois (Feb. 17); Career-high five innings pitched.
- Earned his second save career after pitching the final two innings in a 4-3 win over Stony Brook (March 1).
- Has only given up two earned runs in last 5.0 innings.
- Matched a career-best three strikeouts three times this season (vs. EIU, USC, Tennessee).
- Has struck out at least one in 10 of 13 appearances
- Matched his career-long in relief with 3.2 innings at USC (Feb. 23).

Jacob Kostyshock Career Stats

Year	ERA	W	L	App	GS	CG	SHO	CBO	SV	IP	H	R	ER	BB	SO	2B	3B	HR	BF	B/Avg	WP	HBP	BK	SFA	SHA	PO	A	E	FLD%
2017	6.75	1	0	6	0	0	0	0	0	5.1	6	4	4	6	6	0	0	0	30	.286	1	2	0	0	1	1	1	0	1.000
2018	6.43	0	0	9	0	0	0	0	1	14.0	19	12	10	8	10	3	0	1	66	.333	2	1	0	0	0	2	2	0	1.000
2019	2.70	1	1	12	1	0	0	2	1	20.0	14	8	6	9	16	1	0	1	86	.189	2	2	0	1	0	2	3	1	.833
TOTAL	4.58	2	1	27	1	0	0	2	2	39.1	39	24	20	23	32	4	0	2	182	.257	5	5	0	1	1	5	6	1	.917

Jacob Kostyshock Career SEC Stats

Year	ERA	W	L	App	GS	CG	SHO	CBO	SV	IP	H	R	ER	BB	SO	2B	3B	HR	BF	B/Avg	WP	HBP	BK	SFA	SHA	PO	A	E	FLD%
2017	0.00	0	0	1	0	0	0	0	0	0.0	0	0	0	2	0	0	0	0	2	.000	0	0	0	0	0	0	0	0	.000
2018	13.50	0	0	3	0	0	0	0	0	4.2	8	9	7	5	3	2	0	0	27	.381	1	1	0	0	0	1	2	0	1.000
2019	6.00	1	0	5	0	0	0	1	0	6.0	5	4	4	6	5	0	0	1	31	.208	2	1	0	0	0	0	0	0	.000
TOTAL	9.28	1	0	9	0	0	0	1	0	10.2	13	13	11	13	8	2	0	1	60	.289	3	2	0	0	0	1	2	0	1.000

#28 KOLE RAMAGE • SO • RHP • 6-1 • 195

CAREER HIGHS

Category	High	Opponent (Last)	Date
Innings	5.0	Northwestern St.	4/23/19
Longest Start	5.0	Northwestern St.	4/23/19
Shortest Start	1.2	No. 4 Kentucky	3/17/18
Longest Relief	4.2	at No. 15 Auburn	4/5/19
Hits	7	at No. 6 Vanderbilt	4/13/19
Runs	7	at No. 6 Vanderbilt	4/13/19
Earned Runs	7	at No. 6 Vanderbilt	4/13/19
Walks	5	at No. 15 Auburn	4/5/19
Strikeouts	5	4x (Northwestern St.)	4/23/19

RAMAGE'S CAREER APPEARANCES

Kole Ramage 2019 Game-By-Game (Sophomore)
(18 Appearances, 1 Starts)

Date	Opponent	IP	H	R-ER	BB	K	Result
2/16/19	Eastern Illinois	2.1	4	1-0	2	4	W, 1-0
2/21/19	at USC	3.1	2	0-0	0	2	W, 2-0
3/1/19	Stony Brook	3.2	2	0-0	1	4	W, 3-0
3/6/19	Charlotte	1.0	0	0-0	0	1	ND
3/9/19	Louisiana Tech	0.2	3	2-0	0	0	ND
3/12/19	Western Illinois	1.0	0	0-0	0	1	ND
3/16/19	Missouri	3.0	2	2-2	0	1	W, 4-0
3/20/19	at #9 Texas	3.0	0	0-0	0	3	W, 5-0
3/23/19	at Alabama	3.1	3	3-3	0	1	ND
3/28/19	at Missouri St.	2.0	1	0-0	2	2	ND
3/29/19	#21 Ole Miss	3.1	3	1-1	0	2	ND
4/2/19	Little Rock	0.2	3	4-4	1	1	L, 5-1
4/5/19	at #15 Auburn	4.2	3	2-0	5	3	ND
4/9/19	Oral Roberts	1.0	3	3-2	0	0	W, 6-1
4/13/19	at #6 Vanderbilt	3.0	7	7-7	2	3	ND
4/19/19	#2 Mississippi St.	1.0	2	3-3	1	1	ND
4/23/19	Northwestern St.*	5.0	5	1-1	1	5	W, 7-1
4/27/19	#18 Tennessee	2.0	2	1-1	1	3	ND
TOTALS	18 G, 1 GS	44.0	45	30-24	16	33	7-1

Kole Ramage 2018 Game-By-Game (Freshman)
(21 Appearances, 2 Starts)

Date	Opponent	IP	H	R-ER	BB	K	Result
2/16/18	Bucknell	2.0	1	0-0	0	4	ND
2/25/18	at San Diego	1.0	3	3-2	1	0	ND
3/1/18	Dayton	2.0	2	0-0	0	3	ND
3/9/18	Kent State	2.0	2	1-1	0	4	ND
3/11/18	Kent State	0.0	1	1-0	1	0	ND
3/14/18	Texas	2.2	2	0-0	2	3	ND
3/17/18	No. 4 Kentucky*	1.2	2	4-1	1	2	ND
3/21/18	at Charlotte	1.0	2	1-1	0	1	L, 0-1
3/30/18	at No. 4 Ole Miss	3.2	0	0-0	0	5	ND
4/3/18	ULM	1.1	1	5-1	2	1	ND
4/10/18	Grambling St.	2.2	3	4-0	1	5	ND
4/12/18	South Carolina	0.1	1	0-0	0	1	ND
4/17/18	Missouri St.	1.2	0	0-0	0	2	W, 1-1
4/21/18	at Mississippi St.	0.1	1	0-0	0	1	ND
4/29/18	Alabama	0.2	0	3-2	2	2	ND
5/19/18	at #13 Georgia*	4.2	6	2-2	1	5	ND
5/23/18	vs. South Carolina	2.2	5	2-2	2	3	ND

Kole Ramage Career Stats

Year	ERA	W	L	App	GS	CG	SHO	CBO	SV	IP	H	R	ER	BB	SO	2B	3B	HR	BF	B/Avg	WP	HBP	BK	SFA	SHA	PO	A	E	FLD%
2018	4.00	1	1	21	2	0	0	1	0	36.0	36	30	16	16	50	5	0	3	164	.261	8	2	0	2	6	4	8	0	1.000
2019	4.93	7	1	17	1	0	0	1	0	42.0	43	29	23	15	34	6	0	6	182	.267	3	2	0	2	2	4	8	1	.923
TOTAL	4.50	8	2	38	3	0	0	2	0	78.0	79	59	39	31	84	11	0	9	346	.264	11	4	0	4	8	8	16	1	.960

Kole Ramage Career SEC Stats

Year	ERA	W	L	App	GS	CG	SHO	CBO	SV	IP	H	R	ER	BB	SO	2B	3B	HR	BF	B/Avg	WP	HBP	BK	SFA	SHA	PO	A	E	FLD%
2018	3.97	0	0	6	2	0	0	0	0	11.1	10	9	5	4	16	3	0	1	51	.227	4	1	0	1	1	3	1	0	1.000
2019	7.85	1	0	6	0	0	0	0	0	18.1	20	18	16	8	11	4	0	4	83	.290	2	2	0	2	2	1	5	0	1.000
TOTAL	6.37	1	0	12	2	0	0	0	0	29.2	30	27	21	12	27	7	0	5	134	.265	6	3	0	3	3	4	6	0	1.000

6/10/18	#25 South Carolina	1.0	1	1-1	0	2	ND
6/17/18	vs. Texas	1.0	2	2-2	2	3	ND
6/27/18	vs. Oregon St.	1.2	1	0-0	0	1	ND
6/28/18	vs. Oregon St.	2.0	1	1-1	1	2	ND
TOTALS	21 G, 2 GS	33.1	33	24-14	14	46	1-1

2019 TRENDS

- Pitched 2.0 or more innings in nine of last 12 appearances
- Tied for team lead in wins (7); Most recent win came vs. NW State (April 23).
- Has thrown 3.0 innings or more in five of seven victories.
- Did not give up an earned run in his first 12 innings of the season; Walked only three during that same stretch.
- Tied a career-long 4.2 innings at No. 15 Auburn (April 5), his longest relief appearance of his career.
- Walked a career-high five at No. 15 Auburn (April 5); Never walked more than two in an outing before April 5 - 33-straight appearances
- Went a career-long five innings in his first start of the year vs. NW State (April 23), giving up only one run and striking out a season high five batters.
- T-2nd in SEC in wins (7)

#57 CODY SCROGGINS • R-JR • RHP • 6-0 • 195

CAREER HIGHS

Category	High	Opponent (Last)	Date
Innings	6.0	Louisiana Tech	3/10/19
Longest Start	6.0	Louisiana Tech	3/10/19
Shortest Start	2.0	at No. 6 Vanderbilt	4/14/19
Longest Relief	2.1	South Carolina	6/10/18
Hits	6	at No. 6 Vanderbilt	4/14/19
Runs	6	at No. 6 Vanderbilt	4/14/19
Earned Runs	6	at No. 6 Vanderbilt	4/14/19
Walks	5	No. 21 Ole Miss	3/31/19
Strikeouts	11	Louisiana Tech	3/10/19

SCROGGINS' CAREER APPEARANCES

Cody Scroggins 2019 Game-By-Game (R-Junior)

(10 Appearances, 6 Starts)

Date	Opponent	IP	H	R-ER	BB	K	Result
2/16/19	Eastern Illinois	1.0	2	1-1	1	2	ND
2/21/19	at USC*	3.2	1	3-3	2	8	ND
3/1/19	Stony Brook*	3.1	5	3-3	1	5	ND
3/10/19	Louisiana Tech*	6.0	2	0-0	1	11	W, 1-0
3/17/19	Missouri*	5.0	3	0-0	2	7	ND
3/24/19	at Alabama*	5.0	3	2-1	3	3	W, 2-0
3/31/19	#21 Ole Miss	4.0	5	2-2	5	2	ND
4/5/19	at #15 Auburn	2.2	2	1-1	2	2	ND
4/6/19	at #15 Auburn	1.0	1	0-0	0	1	ND
4/14/19	at #6 Vanderbilt	2.0	6	6-6	4	1	ND
TOTALS	10 G, 6 GS	27.2	28	18-17	20	31	2-0

Cody Scroggins 2018 Game-By-Game (R-Sophomore)

(16 Appearances, 0 Starts)

Date	Opponent	IP	H	R-ER	BB	K	Result
2/17/18	Bucknell	1.0	0	0-0	0	2	ND
2/21/18	vs. Arizona	0.2	1	0-0	2	2	ND
3/3/18	USC	1.0	0	0-0	0	0	ND
3/9/18	Kent State	0.0	0	1-1	1	0	ND
3/21/18	at Charlotte	0.1	0	1-0	1	1	ND
4/4/18	ULM	2.0	0	0-0	1	2	ND
4/12/18	South Carolina	1.0	0	0-0	0	1	ND
4/21/18	at Mississippi St.	0.2	0	1-1	1	0	ND
4/28/18	Alabama	0.2	1	1-1	1	2	ND
5/6/18	at LSU	1.0	2	1-1	0	1	ND
5/13/18	#20 Texas A&M	0.1	1	1-1	0	1	ND
5/18/18	at #13 Georgia	1.0	2	2-2	2	2	ND
6/1/18	Oral Roberts	1.0	2	0-0	1	1	ND
6/10/18	#25 South Carolina	2.1	1	0-0	2	2	ND
6/17/18	vs. Texas	1.0	1	1-1	2	1	ND
6/28/18	vs. Oregon St.	1.2	1	0-0	0	1	ND
TOTALS	16 G, 0 GS	13.1	11	9-8	12	17	0-0

Cody Scroggins 2017 Game-By-Game (Sophomore)

(3 Appearances, 0 Starts)

Date	Opponent	IP	H	R-ER	BB	K	Result
2/18/17	Miami (Ohio)	1.0	1	0-0	0	1	ND

Cody Scroggins Career Stats

Year	ERA	W	L	App	GS	CG	SHO	CBO	SV	IP	H	R	ER	BB	SO	2B	3B	HR	BF	B/Avg	WP	HBP	BK	SFA	SHA	PO	A	E	FLD%
2016	5.40	0	0	4	0	0	0	0	0	3.1	3	2	2	2	1	0	0	0	14	.273	2	1	0	0	0	15	23	2	.950
2017	3.86	0	0	3	0	0	0	0	0	2.1	3	1	1	1	1	0	1	0	13	.273	1	1	0	0	0	0	0	1	.000
2018	4.60	0	0	16	0	0	0	2	0	15.2	12	9	8	12	18	2	0	1	74	.211	3	2	0	1	2	0	4	0	1.000
2019	4.54	2	0	10	7	0	0	2	0	33.2	30	18	17	21	42	5	0	3	157	.233	3	5	1	2	0	1	1	1	.667
TOTAL	4.58	2	0	33	7	0	0	4	0	55.0	48	30	28	36	62	7	1	4	258	.231	9	9	1	3	2	16	28	4	.917

Cody Scroggins Career SEC Stats

Year	ERA	W	L	App	GS	CG	SHO	CBO	SV	IP	H	R	ER	BB	SO	2B	3B	HR	BF	B/Avg	WP	HBP	BK	SFA	SHA	PO	A	E	FLD%
2016	5.40	0	0	4	0	0	0	0	0	3.1	3	2	2	2	1	0	0	0	14	.273	2	1	0	0	0	5	11	2	.889
2018	11.57	0	0	6	0	0	0	0	0	4.2	6	6	6	2	6	0	0	1	24	.300	2	1	0	0	1	0	1	0	1.000
2019	4.58	1	0	6	4	0	0	1	0	19.2	20	11	10	16	16	4	0	2	97	.256	3	2	0	1	0	1	0	1	.500
TOTAL	5.86	1	0	16	4	0	0	1	0	27.2	29	19	18	20	23	4	0	3	135	.266	7	4	0	1	1	6	12	3	.857

2/24/17	Bryant	0.0	1	1-1	1	0	ND
3/1/17	at Louisiana Tech	1.1	1	0-0	0	0	ND
TOTALS	3 G, 0 GS	2.1	3	1-1	1	1	0-0

Cody Scroggins 2016 Game-By-Game (Freshman)

(4 Appearances, 0 Starts)

Date	Opponent	IP	H	R-ER	BB	K	Result
4/3/16	Missouri	1.0	0	0-0	0	0	ND
4/8/16	at #14 Ole Miss	1.0	0	0-0	1	1	ND
4/15/16	#2 Florida	1.0	1	1-1	1	0	ND
5/8/16	at #13 LSU	0.1	2	1-1	0	0	ND
TOTALS	4 G, 0 GS	3.1	3	2-2	2	1	0-0

2019 TRENDS

- Has thrown 4+ IP in four of seven starts.
- Has struck out at least one in 18-consecutive appearances dating back to April 28, 2018.
- Made his first career start at USC (Feb. 21) ... Struck out 8 over 3.2 innings.
- Struck out a career-high 11 in third start of year vs. La. Tech (March 10).
- Originally came to Arkansas as an INF in 2016, but became a RHP full-time in 2017 before needing Tommy John early in the 2017 season.

#88 ZEBULON VERMILLION • SO • RHP • 6-4 • 208

CAREER HIGHS

Category	High	Opponent (Last)	Date
Innings	3.0	2x (at No. 15 Auburn)	4/6/19
Longest Start	--	--	--
Shortest Start	--	--	--
Longest Relief	3.0	2x (at No. 15 Auburn)	4/6/19
Hits	4	No. 21 Ole Miss	3/31/19
Runs	3	No. 21 Ole Miss	3/31/19
Earned Runs	3	No. 21 Ole Miss	3/31/19
Walks	2	at No. 6 Vanderbilt	4/14/19
Strikeouts	4	at No. 2 Florida	3/24/19

VERMILLION'S CAREER APPEARANCES

Zebulon Vermillion 2019 Game-By-Game (Sophomore)
(17 Appearances, 0 Starts)

Date	Opponent	IP	H	R-ER	BB	K	Result
2/16/19	Eastern Illinois	1.0	0	0-0	0	1	ND
2/17/19	Eastern Illinois	0.0	1	1-1	0	0	ND
2/21/19	at USC	0.2	1	0-0	0	0	ND
2/27/19	Memphis	2.0	1	0-0	0	1	W, 1-0
3/2/19	Stony Brook	2.0	1	0-0	1	2	W, 2-0
3/9/19	Louisiana Tech	0.2	1	0-0	1	1	ND
3/13/19	Western Illinois	1.2	0	0-0	0	2	ND
3/19/19	at #9 Texas	2.0	1	0-0	1	3	ND
3/23/19	at Alabama	1.0	2	0-0	1	0	ND
3/26/19	at Missouri St.	1.1	1	1-1	0	1	W, 3-0
3/31/19	#21 Ole Miss	1.1	4	3-3	1	1	ND
4/2/19	Little Rock	1.0	1	1-0	0	0	ND
4/5/19	at #15 Auburn	0.2	2	1-1	0	1	ND
4/6/19	at #15 Auburn	3.0	2	0-0	1	3	S, 1
4/14/19	at #6 Vanderbilt	0.2	1	1-1	2	1	W, 4-0
4/20/19	#2 Mississippi St.	0.2	1	0-0	1	1	ND
4/23/19	Northwestern St.	1.0	0	0-0	0	2	ND
TOTALS	17 G, 0 GS	20.2	20	8-7	9	20	4-0 (1 SV)

Zebulon Vermillion 2018 Game-By-Game (Freshman)
(7 Appearances, 0 Starts)

Date	Opponent	IP	H	R-ER	BB	K	Result
2/17/18	Bucknell	1.0	3	2-2	0	1	ND
2/28/18	Dayton	3.0	3	1-0	0	3	S, 1
3/9/18	Kent State-2	1.0	0	0-0	0	1	ND
3/17/18	Kentucky-1	1.0	2	1-1	0	2	ND
3/21/18	at Charlotte	0.2	0	0-0	0	0	ND
3/24/18	at No. 2 Florida	2.1	3	1-1	0	4	ND
4/21/18	at Mississippi St.	0.1	1	1-1	0	0	ND
TOTALS	7 G, 0 GS	9.1	12	6-5	0	11	0-0 (1 SV)

2019 TRENDS

- Earned first career win against Memphis (Feb. 17).
- Earned second career save, first of season at #15 Auburn (April 6) with career-high three innings pitched.
- Has throw 1.0 or more innings in eight of last 11 appearances.
- Given up two or less hits in 16 of 17 appearances this year.
- Only two earned runs allowed in last 7.0 innings
- At least one strikeout in seven of last eight outings

Zebulon Vermillion Career Stats

Year	ERA	W	L	App	GS	CG	SHO	CBO	SV	IP	H	R	ER	BB	SO	2B	3B	HR	BF	B/Avg	WP	HBP	BK	SFA	SHA	PO	A	E	FLD%
2018	4.82	0	0	7	0	0	0	0	1	9.1	12	6	5	0	11	1	0	0	40	.308	2	1	0	0	0	1	2	0	1.000
2019	3.05	4	0	17	0	0	0	1	1	20.2	20	8	7	8	21	6	0	1	92	.256	1	3	0	2	1	1	4	0	1.000
TOTAL	3.60	4	0	24	0	0	0	1	2	30.0	32	14	12	8	32	7	0	1	132	.274	3	4	0	2	1	2	6	0	1.000

Zebulon Vermillion Career SEC Stats

Year	ERA	W	L	App	GS	CG	SHO	CBO	SV	IP	H	R	ER	BB	SO	2B	3B	HR	BF	B/Avg	WP	HBP	BK	SFA	SHA	PO	A	E	FLD%
2018	7.36	0	0	3	0	0	0	0	0	3.2	6	3	3	0	6	1	0	0	16	.375	1	0	0	0	0	1	1	0	1.000
2019	6.14	1	0	6	0	0	0	1	1	7.1	12	5	5	5	8	2	0	1	37	.387	0	0	0	1	0	0	2	0	1.000
TOTAL	6.55	1	0	9	0	0	0	1	1	11.0	18	8	8	5	14	3	0	1	53	.383	1	0	0	1	0	1	3	0	1.000

#39 EVAN TAYLOR • FR • LHP • 6-4 • 235

CAREER HIGHS

Category	High	Opponent (Last)	Date
Innings	2.0	Western Illinois	3/13/19
Longest Start	--	--	--
Shortest Start	--	--	--
Longest Relief	2.0	Western Illinois	3/13/19
Hits	2	at No. 9 Texas	3/20/19
Runs	3	at Alabama	3/22/19
Earned Runs	3	at Alabama	3/22/19
Walks	2	3x (No. 21 Ole Miss)	3/31/19
Strikeouts	4	Western Illinois	3/13/19

TAYLOR'S CAREER APPEARANCES

Evan Taylor 2019 Game-By-Game (Freshman)
(8 Appearances, 0 Starts)

Date	Opponent	IP	H	R-ER	BB	K	Result
2/27/19	Memphis	1.0	0	0-0	0	3	ND
3/2/19	Stony Brook	1.0	0	0-0	1	2	ND
3/9/19	Louisiana Tech	0.1	0	0-0	0	1	ND
3/10/19	Louisiana Tech	1.0	0	0-0	1	1	ND
3/13/19	Western Illinois	2.0	0	0-0	1	4	ND
3/20/19	at #9 Texas	1.0	2	2-2	2	1	ND
3/22/19	at Alabama	0.2	1	3-3	2	1	ND
3/31/19	#21 Ole Miss	0.0	0	0-0	2	0	ND
TOTALS	8 G, 0 GS	7.0	3	5-5	9	13	0-0

#21 JACOB BURTON • FR • RHP • 6-0 • 185

CAREER HIGHS

Category	High	Opponent (Last)	Date
Innings	2.0	Eastern Illinois	2/16/19
Longest Start	--	--	--
Shortest Start	--	--	--
Longest Relief	2.0	Eastern Illinois	2/16/19
Hits	3	Eastern Illinois	2/16/19
Runs	3	Eastern Illinois	2/16/19
Earned Runs	3	Eastern Illinois	2/16/19
Walks	1	4x (Northwestern St.)	4/24/19
Strikeouts	1	6x (No. 18 Tennessee)	4/27/19

BURTON'S CAREER APPEARANCES

Jacob Burton 2019 Game-By-Game (Freshman)
(9 Appearances, 0 Starts)

Date	Opponent	IP	H	R-ER	BB	K	Result
2/16/19	Eastern Illinois	2.0	3	3-3	1	0	ND
2/27/19	Memphis	1.0	1	0-0	1	1	ND
3/2/19	Stony Brook	1.0	1	0-0	0	1	ND
3/6/19	Charlotte	1.0	1	0-0	0	1	ND
3/8/19	Louisiana Tech	0.1	1	1-1	0	1	ND
3/20/19	at #9 Texas	0.0	0	1-0	1	0	ND
4/2/19	Little Rock	0.0	1	1-0	0	0	ND
4/24/19	Northwestern St.	1.0	1	1-1	1	1	ND
4/27/19	#18 Tennessee	1.0	1	0-0	0	1	ND
TOTALS	9 G, 0 GS	7.1	10	7-5	4	6	0-0

#37 CADEN MONKE • FR • LHP • 6-3 • 160

CAREER HIGHS

Category	High	Opponent (Last)	Date
Innings	1.0	2x (Oral Roberts)	4/9/19
Longest Start	--	--	--
Shortest Start	--	--	--
Longest Relief	1.0	2x (Oral Roberts)	4/9/19
Hits	5	Stony Brook	3/1/19
Runs	3	2x (Stony Brook)	3/1/19
Earned Runs	3	2x (Stony Brook)	3/1/19
Walks	3	at No. 9 Texas	3/20/19
Strikeouts	3	Stony Brook	3/1/19

MONKE'S CAREER APPEARANCES

Caden Monke 2019 Game-By-Game (Freshman)
(6 Appearances, 0 Starts)

Date	Opponent	IP	H	R-ER	BB	K	Result
2/27/19	Memphis	1.0	0	0-0	0	3	ND
3/2/19	Stony Brook	0.0	1	4-4	2	0	ND
3/9/19	Louisiana Tech	0.0	1	2-2	0	0	ND
3/20/19	at #9 Texas	0.2	0	0-0	3	0	ND
4/9/19	Oral Roberts	1.0	1	0-0	0	1	ND
4/24/19	Northwestern St.	0.1	0	0-0	0	1	ND
TOTALS	6 G, 0 GS	3.0	3	6-6	5	5	0-0

#49 LIAM HENRY • FR • LHP • 6-2 • 180

CAREER HIGHS

Category	High	Opponent (Last)	Date
Innings	1.2	Little Rock	4/2/19
Longest Start	--	--	--
Shortest Start	--	--	--
Longest Relief	1.2	Little Rock	4/2/19
Hits	1	6x (Northwestern St.)	4/24/19
Runs	1	4x (Northwestern St.)	4/24/19
Earned Runs	1	4x (Northwestern St.)	4/24/19
Walks	2	3x (Ark.- Pine Bluff)	4/16/19
Strikeouts	2	2x (Ark.- Pine Bluff)	4/16/19

HENRY'S CAREER APPEARANCES

Liam Henry 2019 Game-By-Game (Freshman)
(9 Appearances, 0 Starts)

Date	Opponent	IP	H	R-ER	BB	K	Result
2/27/19	Memphis	1.0	1	1-1	0	0	ND
3/6/19	Charlotte	0.2	1	0-0	0	1	ND
3/13/19	Western Illinois	0.1	0	0-0	0	1	ND
3/20/19	at #9 Texas	1.0	1	1-1	0	1	ND
3/23/19	at Alabama	1.0	0	0-0	1	0	ND
4/2/19	Little Rock	1.2	1	1-1	2	0	ND
4/13/19	at #6 Vanderbilt	1.0	0	0-0	2	2	ND
4/16/19	Ark.- Pine Bluff	1.0	1	0-0	2	2	ND
4/24/19	Northwestern St.	0.2	1	1-1	1	0	L, 0-1
TOTALS	9 G, 0 GS	8.1	6	4-4	7	7	0-1

#20 ELIJAH TREST • FR • RHP • 6-3 • 205

SEASON HIGHS

Category	High	Opponent (Last)	Date
Innings	3.0	at #6 Vanderbilt	4/13/19
Longest Start	--	--	--
Shortest Start	--	--	--
Longest Relief	3.0	at #6 Vanderbilt	4/13/19
Hits	2	2x (Little Rock)	4/2/19
Runs	3	2x (Northwestern St.)	4/24/19
Earned Runs	3	2x (Northwestern St.)	4/24/19
Walks	3	Oral Roberts	4/9/19
Strikeouts	3	3x (Northwestern St.)	4/24/19

TREST'S CAREER APPEARANCES

Elijah Trest 2019 Game-By-Game (Freshman)
(12 Appearances, 0 Starts)

Date	Opponent	IP	H	R-ER	BB	K	Result
3/10/19	Louisiana Tech	1.0	0	0-0	0	3	ND
3/13/19	Western Illinois	1.0	2	1-1	0	0	ND
3/20/19	at #9 Texas	1.2	2	3-3	3	2	L, 0-1
3/22/19	at Alabama	1.0	0	0-0	0	0	ND
3/26/19	at Missouri St.	0.0	1	0-0	1	0	ND
3/31/19	#21 Ole Miss	1.2	1	0-0	1	1	ND
4/2/19	Little Rock	0.0	2	3-3	1	0	ND
4/9/19	Oral Roberts	2.0	0	0-0	3	1	ND
4/13/19	at #6 Vanderbilt	3.0	1	0-0	2	1	ND
4/16/19	Ark.- Pine Bluff	2.0	4	2-1	1	3	ND
4/24/19	Northwestern St.	2.0	1	3-3	2	3	ND
4/28/19	#18 Tennessee	1.0	0	0-0	0	1	W, 1-1
TOTALS	12 G, 0 GS	16.1	13	12-11	14	15	1-1

#44 COLLIN TAYLOR • FR • RHP • 5-11 • 220

SEASON HIGHS

Category	High	Opponent (Last)	Date
Innings	1.2	Northwestern St.	4/24/19
Longest Start	--	--	--
Shortest Start	--	--	--
Longest Relief	1.2	Northwestern St.	4/24/19
Hits	1	4x (Northwestern St.)	4/24/19
Runs	2	Oral Roberts	4/9/19
Earned Runs	2	Oral Roberts	4/9/19
Walks	2	Ark.- Pine Bluff	4/16/19
Strikeouts	1	Oral Roberts	4/9/19

TAYLOR'S CAREER APPEARANCES

Collin Taylor 2019 Game-By-Game (Freshman)
(6 Appearances, 0 Starts)

Date	Opponent	IP	H	R-ER	BB	K	Result
3/20/19	at #9 Texas	0.1	0	0-0	1	0	ND
3/23/19	at Alabama	1.0	1	1-1	1	0	ND
4/2/19	Little Rock	0.1	1	0-0	0	0	ND
4/9/19	Oral Roberts	1.0	1	2-2	1	1	ND
4/16/19	Ark.- Pine Bluff	1.0	0	0-0	2	0	ND
4/24/19	Northwestern St.	1.2	1	0-0	1	0	ND
TOTALS	6 G, 0 GS	5.1	4	3-3	6	1	0-0

#24 DOMINIC FLETCHER • JR • CF • 5-9 • 175

CAREER HIGHS

Category	High	Opponent (Last)	Date
Hits	4	2x (at No. 15 Auburn)	4/5/19
Runs	3	2x (vs. Florida)	5/27/17
Doubles	2	2x (No. 21 Ole Miss)	3/29/19
Triples	1	2x (at No. 13 Georgia)	5/17/18
Home Runs	1	30x (Northwestern St.)	4/24/19
RBI's	5	3x (Ark.- Pine Bluff)	4/16/19
Walks	3	at San Diego State	2/24/18
Stolen Bases	1	3x (Stony Brook)	3/1/19

SEASON HIGHS

Category	High	Opponent (Last)	Date
Hits	4	at No. 15 Auburn	4/5/19
Runs	2	10x (No. 18 Tennessee)	4/26/19
Doubles	2	2x (No. 21 Ole Miss)	3/29/19
Triples	--	--	--
Home Runs	1	8x (Northwestern St.)	4/24/19
RBI's	5	Ark.- Pine Bluff	4/16/19
Walks	2	3x (at No. 15 Auburn)	4/5/19
Stolen Bases	1	Stony Brook	3/1/19

Dominic Fletcher Career Stats

Year	Avg	GP	GS	AB	R	H	2B	3B	HR	RBI	BB	SB-ATT
2017	.291	59	56	220	44	64	7	1	12	37	17	1-2
2018	.288	69	67	267	43	77	16	1	10	49	20	1-4
2019	.324	45	45	185	42	60	18	0	8	41	19	1-2
TOTAL	.299	173	168	672	129	201	41	2	30	127	56	3-8

Dominic Fletcher SEC Stats (As of April 25, 2019)

Year	Avg	GP	GS	AB	R	H	2B	3B	HR	RBI	BB	SB-ATT
2017	.284	28	27	102	15	29	0	0	5	12	4	0-1
2018	.325	30	30	120	21	39	8	1	5	15	5	0-1
2019	.315	21	21	92	15	29	7	0	3	16	4	0-0
TOTAL	.309	79	78	314	51	97	15	1	13	43	13	0-2

2019 TRENDS

- At least one hit in 21 of last 25 games.
- Driven in at least one run in 9 of last 14 games.
- Scored 17 times in last 16 games.
- 17 RBI's in last nine games.
- T-2nd in SEC in doubles (17) w/ Mississippi State's Jake Mangum.
- Six of 17 doubles have come in SEC play.
- Tied a career-high four hits on April 5 in 15-inning win over Auburn.
- Multi-hit game in seven of last eight games.
- T-8th in doubles in SEC games (6).
- T-5th in total bases in SEC (99).
- T-6th in hits in SEC games (27).
- T-7th in the SEC in hits (58).
- Hit the go-ahead home run in the top of the 10th inning against USC (Feb. 23), his only hit of the game and was his first home run of the year.
- Finished the series at No. 9 Texas with three doubles, two coming in a career-high day on March 19 that helped Arkansas to an 11-4 win.
- Hit .429 in the series win over Alabama with two home runs and five RBI's, helping the Razorbacks win their first conference road series since 2017.
- Matched his career-high doubles in a 3-for-4 game with two doubles in the series opener against No. 21 Ole Miss (March 29), his second three-hit game in three starts.
- Tied a career-high with five RBI's as part of a 3-for-3 game against Arkansas-Pine Bluff with a home run.

#18 HESTON KJERSTAD • SO • OF • 6-3 • 200

CAREER HIGHS

Category	High	Opponent (Last)	Date
Hits	4	2x (at No. 6 Vanderbilt)	4/14/19
Runs	3	6x (No. 18 Tennessee)	4/27/19
Doubles	2	at No. 2 Florida	3/25/18
Triples	1	Western Illinois	3/12/19
Home Runs	2	4x (No. 18 Tennessee)	4/27/19
RBI's	5	2x (No. 18 Tennessee)	4/27/19
Walks	2	5x (No. 18 Tennessee)	4/26/19
Stolen Bases	1	5x (Missouri)	3/15/19

SEASON HIGHS

Category	High	Opponent (Last)	Date
Hits	4	2x (at No. 6 Vanderbilt)	4/14/19
Runs	3	3x (No. 18 Tennessee)	4/27/19
Doubles	1	9x (No. 18 Tennessee)	4/27/19
Triples	1	Western Illinois	3/12/19
Home Runs	2	2x (No. 18 Tennessee)	4/27/19
RBI's	5	2x (No. 18 Tennessee)	4/27/19
Walks	2	No. 18 Tennessee	4/26/19
Stolen Bases	1	3x (Missouri)	3/15/19

Heston Kjerstad Career Stats

Year	Avg	GP	GS	AB	R	H	2B	3B	HR	RBI	BB	SB-ATT
2018	.332	69	69	262	65	87	14	0	14	58	26	3-3
2019	.332	44	44	187	40	62	9	1	12	39	12	3-3
TOTAL	.332	113	113	449	105	149	25	1	26	97	38	6-6

Heston Kjerstad SEC Stats (As of April 25, 2019)

Year	Avg	GP	GS	AB	R	H	2B	3B	HR	RBI	BB	SB-ATT
2018	.322	30	30	121	28	39	9	0	5	21	7	1-1
2019	.306	20	20	85	16	26	3	0	5	18	3	1-1
TOTAL	.316	50	50	206	44	65	12	0	10	39	10	2-2

2019 TRENDS

- Seven home runs in his last 14 games ... Leads team with 12 HRs.
- Hitting .315 since conference play began (March 15) with eight HRs.
- Hitting .421 in last 10 games with 11 RBI's, three HRs and 16 hits.
- 4th in SEC in total bases (108).
- T-2nd in SEC in home runs (12).
- T-5th in SEC in hits (61).
- Hit a two-run home run on Opening Day against Eastern Illinois (Feb. 16), his 15th home run of his career.
- Broke out of a .214 slump to go 7-for-18 (.389) against Stony Brook with two runs scored, two doubles and four RBI's.
- Went a perfect 4-for-4 against Western Illinois (March 12) falling just a double short of the cycle. The four hits was a career-high.
- Hit a 435-foot home run in game one against No. 9 Texas (March 19), his third home run of the year.
- Tallied two three-hit games against Alabama, including a four-RBI day in game one (March 22), tying a career high.
- Two of four hits against Auburn were home runs ... Finished series batting .235 with five runs driven in.
- Notched his third two-home run game of career, second against Oral Roberts on Tuesday ... Hit his first career grand slam in same game.
- Hit .400 against Vanderbilt with six hits, but only drove in two runs.
- Returned from one-game suspension to go 3-for-4 with a home run, a double and a single vs. Northwestern St. (April 23).
- Recorded his fourth career multi-home run game, going 3-for-5 with a career-high tying five RBI's vs. Tennessee (April 27).

#15 CASEY MARTIN • SO • INF • 5-11 • 175

CAREER HIGHS

Category	High	Opponent (Last)	Date
Hits	4	4x (Oral Roberts)	4/9/19
Runs	3	6x (No. 2 Miss. State)	4/19/19
Doubles	2	No. 21 Ole Miss	3/30/19
Triples	1	3x (Northwestern St.)	4/23/19
Home Runs	2	2x (vs. South Carolina)	5/23/18
RBI's	6	Dayton	2/28/18
Walks	3	2x (No. 2 Miss. State)	4/19/19
Stolen Bases	2	Dayton	3/1/18

SEASON HIGHS

Category	High	Opponent (Last)	Date
Hits	4	Oral Roberts	4/9/19
Runs	3	3x (No. 2 Miss. State)	4/19/19
Doubles	2	No. 21 Ole Miss	3/30/19
Triples	1	3x (Northwestern St.)	4/23/19
Home Runs	1	8x (No. 18 Tennessee)	4/27/19
RBI's	5	No. 18 Tennessee	4/27/19
Walks	3	No. 2 Miss. State)	4/19/19
Stolen Bases	1	8x (at No. 15 Auburn)	4/6/19

Casey Martin Career Stats

Year	Avg	GP	GS	AB	R	H	2B	3B	HR	RBI	BB	SB-ATT
2018	.345	67	62	252	50	87	14	0	13	49	27	8-9
2019	.303	45	45	195	47	59	18	3	9	42	24	8-10
TOTAL	.327	112	107	447	97	146	32	3	22	91	51	16-19

Casey Martin SEC Stats

Year	Avg	GP	GS	AB	R	H	2B	3B	HR	RBI	BB	SB-ATT
2018	.333	30	29	117	14	39	4	0	3	11	15	3-3
2019	.289	21	21	90	19	26	5	2	4	15	11	3-3
TOTAL	.314	51	50	207	33	65	9	2	7	26	26	6-6

2019 TRENDS

- At least one hit in 19 of last 21 games.
- Scored 21 times in last 14 games.
- Hitting .419 and slugging .767 over last 10 games
- 1st in SEC in doubles (18).
- T-9th in SEC in runs scored (45).
- 3rd in SEC in total bases (105).
- Started the season on a nine-game hit streak, before having it snapped in the series finale against Stony Brook (March 2). Had three multi-hit games during that streak.
- Notched back-to-back three-RBI games against Louisiana Tech (March 9-10), including a home run in each game, one an inside-the-park home run.
- Hit a home run in three-straight games against Louisiana Tech (March 9-10) and Western Illinois (March 12).
- Had a career-high two doubles as part of a 3-for-3 day against No. 21 Ole Miss (March 30).
- Went 2-for-5 in the series finale against the Rebels (March 31) with a home run, his sixth of the year, which leads the team.
- Hit two triples in Auburn series, his only hits of the series.
- Tied a career-high four hits on against Oral Roberts (April 9).
- Two multi-hit games in Vanderbilt series, including his fourth game of three hits or more this season on Sunday.
- Named SEC Player of the Week after Arkansas-Pine Bluff game and Mississippi State series.
- Hit .471 against Golden Lions and Bulldogs with five of his eight hits and six of his 10 RBIs coming against MSU.
- Totaled a career-high four RBIs twice against MSU, including hitting his first grand slam in game two, part of a 2-for-3 day with three walks.
- Had a career-high five RBIs, three from a home run in the game two victory over Tennessee (April 27).

#8 JORDAN MCFARLAND • JR • INF • 6-3 • 220

CAREER HIGHS

Category	High	Opponent (Last)	Date
Hits	3	2x (Alabama)	4/29/18
Runs	5	Bucknell	2/17/18
Doubles	1	4x (No. 18 Tennessee)	4/27/19
Triples	--	--	--
Home Runs	2	Kent State	3/11/18
RBI's	5	Kent State	3/11/18
Walks	3	No. 13 Auburn	4/7/18
Stolen Bases	1	3x (Eastern Illinois)	2/16/19

SEASON HIGHS

Category	High	Opponent (Last)	Date
Hits	2	5x (No. 18 Tennessee)	4/27/19
Runs	3	No. 18 Tennessee	4/27/19
Doubles	1	No. 18 Tennessee	4/27/19
Triples	--	--	--
Home Runs	1	2x (No. 18 Tennessee)	4/27/19
RBI's	3	2x (Northwestern St.)	4/23/19
Walks	1	4x (No. 18 Tennessee)	4/27/19
Stolen Bases	1	Eastern Illinois	2/16/19

Jordan McFarland Career Stats

Year	Avg	GP	GS	AB	R	H	2B	3B	HR	RBI	BB	SB-ATT
2017	.271	29	19	70	14	19	0	0	2	10	9	1-1
2018	.299	45	29	117	34	35	3	0	3	15	13	0-2
2019	.259	19	13	54	12	14	1	0	2	11	5	2-2
TOTAL	.282	93	61	241	60	68	4	0	7	36	27	3-5

Jordan McFarland SEC Stats

Year	Avg	GP	GS	AB	R	H	2B	3B	HR	RBI	BB	SB-ATT
2017	.238	11	5	21	3	5	0	0	0	1	1	0-0
2018	.277	26	19	65	15	18	1	0	1	4	10	0-1
2019	.500	4	3	12	6	6	1	0	1	2	1	0-0
TOTAL	.296	41	27	98	24	29	2	0	2	7	12	0-1

CAREER HIGHS

Category	High	Opponent (Last)	Date
Hits	4	at No. 6 Vanderbilt	4/14/19
Runs	2	7x (at No. 6 Vanderbilt)	4/14/19
Doubles	1	5x (No. 18 Tennessee)	4/28/19
Triples	--	--	--
Home Runs	1	at No. 6 Vanderbilt	4/14/19
RBI's	3	3x (No. 2 Miss. State)	4/19/19
Walks	3	Charlotte	3/6/19
Stolen Bases	1	4x (Louisiana Tech)	3/10/19

SEASON HIGHS

Category	High	Opponent (Last)	Date
Hits	4	at No. 6 Vanderbilt	4/14/19
Runs	2	5x (at No. 6 Vanderbilt)	4/14/19
Doubles	1	3x (No. 18 Tennessee)	4/28/19
Triples	--	--	--
Home Runs	1	at No. 6 Vanderbilt	4/14/19
RBI's	3	3x (No. 2 Miss. State)	4/19/19
Walks	3	Charlotte	3/6/19
Stolen Bases	1	4x (Louisiana Tech)	3/10/19

Casey Opitz Career Stats

Year	Avg	GP	GS	AB	R	H	2B	3B	HR	RBI	BB	SB-ATT
2018	.222	19	7	27	6	6	2	0	0	5	3	0-0
2019	.233	39	31	116	21	27	3	0	1	22	26	5-5
TOTAL	.231	58	38	143	27	33	5	0	1	27	29	5-5

Casey Opitz SEC Stats

Year	Avg	GP	GS	AB	R	H	2B	3B	HR	RBI	BB	SB-ATT
2018	.143	6	2	7	0	1	0	0	0	2	1	0-0
2019	.230	21	20	74	8	17	1	0	1	12	10	0-0
TOTAL	.222	27	22	81	8	18	1	0	1	14	11	0-0

2019 TRENDS

- 13 hits in last 12 games.
- Has walked at least one time in four of the last nine games.
- Had a career-high four hits in the 14-12 win over Vanderbilt (April 14), including hitting his first career home run.
- Tied a career-high three RBI's in series finale vs. Vanderbilt (April 14).
- Drove in a career-high three RBI's in game one against EIU (Feb. 16), two coming from a double in the fourth inning, his second hit of the frame.
- Walked a career-high three times against Charlotte (March 6).
- Hit the walk-off single in the bottom of the ninth against Missouri (March 17), his only hit of the series.
- Drove in Arkansas' first run of a 3-2 loss to No. 6 Vanderbilt (April 12) ... His first RBI since March 24 at Alabama.

CAREER HIGHS

Category	High	Opponent (Last)	Date
Hits	3	at Alabama	3/22/19
Runs	3	2x (Louisiana Tech)	3/10/19
Doubles	1	8x (No. 18 Tennessee)	4/28/19
Triples	1	4x (Northwestern St.)	4/24/19
Home Runs	2	Stony Brook	3/2/19
RBI's	5	Stony Brook	3/2/19
Walks	2	11x (at No. 6 Vanderbilt)	4/14/19
Stolen Bases	2	Stony Brook	3/1/19

SEASON HIGHS

Category	High	Opponent (Last)	Date
Hits	3	at Alabama	3/22/19
Runs	3	2x (Louisiana Tech)	3/10/19
Doubles	1	5x (No. 18 Tennessee)	4/28/19
Triples	1	4x (Northwestern St.)	4/24/19
Home Runs	2	Stony Brook	3/2/19
RBI's	5	Stony Brook	3/2/19
Walks	2	8x (at No. 6 Vanderbilt)	4/14/19
Stolen Bases	2	Stony Brook	3/1/19

Jack Kenley Career Stats

Year	Avg	GP	GS	AB	R	H	2B	3B	HR	RBI	BB	SB-ATT
2017	.133	34	6	30	5	4	1	0	0	2	2	1-2
2018	.222	43	16	54	13	12	2	0	0	10	13	1-1
2019	.311	45	44	161	44	50	6	4	9	37	34	6-8
TOTAL	.269	122	66	245	62	66	9	4	9	49	49	8-11

Jack Kenley SEC Stats

Year	Avg	GP	GS	AB	R	H	2B	3B	HR	RBI	BB	SB-ATT
2017	.000	18	2	12	1	0	0	0	0	0	0	0-0
2018	.194	21	10	36	4	7	1	0	0	5	5	1-1
2019	.256	21	21	78	16	20	4	0	3	9	15	2-4
TOTAL	.214	60	33	126	21	27	5	0	3	14	20	3-5

2019 TRENDS

- Notched 20 hits in his last 17 games.
- Has 10 multi-hit games in his last 23 starts.
- Has a .449 on-base percentage over the last 10 games with eight walks.
- T-2nd on team in HR's (8).
- T-1st in SEC in triples (4).
- Recorded his first multi-hit game of the year on Opening Day against EIU (Feb. 16), going 2-for-4 with two RBI's, one double and one home run.
- The home run was his first of his career and travelled 407 feet beyond the right field bullpen.
- Recorded his first multi-home run game of his career after going deep in back-to-back at-bats against Stony Brook (March 2), part of a 2-for-4 day with three runs scored and a career-high five RBI's.
- Finished the series against Louisiana Tech, 4-for-10 (.400) with three runs scored and one RBI.
- Went 3-for-5 in the series opener against Alabama (March 22), a career-high in hits, his sixth multi-hit game of the year.
- Was 4-for-10 (.400) in the Vanderbilt series, walking four times.

#4 TREVOR EZELL • R-SR • INF • 5-8 • 200

CAREER HIGHS

Category	High	Opponent (Last)	Date
Hits	4	7x (at Tennessee Tech)	4/29/18
Runs	5	2x (Eastern Illinois)	4/17/16
Doubles	2	6x (at No. 6 Vanderbilt)	4/14/19
Triples	1	15x (Ark.- Pine Bluff)	4/16/19
Home Runs	1	21x (at No. 15 Auburn)	4/6/19
RBI's	4	5x (at No. 15 Auburn)	4/5/19
Walks	3	8x (No. 2 Miss. State)	4/19/19
Stolen Bases	3	SIUE	4/2/16

SEASON HIGHS

Category	High	Opponent (Last)	Date
Hits	3	7x (No. 18 Tennessee)	4/27/19
Runs	4	Ark.- Pine Bluff	4/16/19
Doubles	2	3x (at No. 6 Vanderbilt)	4/14/19
Triples	1	2x (Ark.- Pine Bluff)	4/16/19
Home Runs	1	5x (at No. 15 Auburn)	4/6/19
RBI's	4	at No. 15 Auburn	4/5/19
Walks	3	2x (No. 2 Miss. State)	4/19/19
Stolen Bases	2	3x (No. 18 Tennessee)	4/28/19

Trevor Ezell Career Stats

Year	Avg	GP	GS	AB	R	H	2B	3B	HR	RBI	BB	SB-ATT
2015 (SEMO)	.313	59	59	246	66	77	18	6	4	42	41	11-17
2016 (SEMO)	.326	59	59	242	70	79	10	2	5	31	53	23-25
2017 (SEMO)	.276	7	7	29	6	8	1	1	1	5	3	3-3
2018 (SEMO)	.377	56	56	231	52	87	16	4	6	50	25	11-17
2019 (ARK)	.311	45	45	167	49	52	12	2	6	31	37	13-14
TOTAL	.331	226	226	915	243	303	57	15	22	159	159	61-76

Trevor Ezell Career Conference Stats

Year	Avg	GP	GS	AB	R	H	2B	3B	HR	RBI	BB	SB-ATT
2015	.308	30	30	133	38	41	12	3	4	23	17	5-6
2016	.352	29	29	125	38	44	6	1	4	18	24	13-13
2017												INJURED
2018	.406	31	31	133	36	54	13	2	2	26	14	6-9
2019	.250	21	21	80	20	20	8	0	3	16	17	3-4
TOTAL	.338	111	111	471	132	159	39	6	13	83	72	27-32

2019 TRENDS

- Has started every game of his career (225 consecutive starts).
- Has 23 hits in last 16 games ... 15 RBI's and 9 XBH in same span.
- Tied a career-high four RBI's in 15-inning victory over Auburn.
- Walked 16 times in last 16 games.
- In the 15 games he's had at least one RBI, he's driven in three or more six times.
- Made his Razorback debut, starting at first base in all three games against Eastern Illinois, and led the team with a 5-for-10 (.500) combined performance at the plate.
- Went 3-for-4 in the first game of the season with two doubles and one home run in the 15-7 win. His home run in the third inning was Arkansas' first homer of the year.
- Went 3-for-6 in the series finale against Vanderbilt (April 14) after going hitless in the first two games ... Hit two doubles in a game for the third time this year.

#5 JACOB NESBIT • R-FR • INF • 6-0 • 175

SEASON HIGHS

Category	High	Opponent (Last)	Date
Hits	3	2x (No. 18 Tennessee)	4/26/19
Runs	2	2x (No. 2 Miss. State)	4/19/19
Doubles	1	5x (No. 6 Vanderbilt)	4/13/19
Triples	--	--	--
Home Runs	1	at Alabama	3/22/19
RBI's	6	No. 18 Tennessee	4/26/19
Walks	2	2x (No. 2 Miss. State)	4/19/19
Stolen Bases	1	5x (at No. 15 Auburn)	4/6/19

Jacob Nesbit Career Stats

Year	Avg	GP	GS	AB	R	H	2B	3B	HR	RBI	BB	SB-ATT
2019	.280	43	42	150	25	42	7	0	3	39	20	6-8
TOTAL	.280	43	42	150	25	42	7	0	3	39	20	6-8

Jacob Nesbit SEC Stats

Year	Avg	GP	GS	AB	R	H	2B	3B	HR	RBI	BB	SB-ATT
2019	.244	21	21	78	11	19	5	0	3	21	10	3-4
TOTAL	.244	21	21	78	11	19	5	0	3	21	10	3-4

2019 TRENDS

- At least one hit in nine of last 11 games.
- Notched a career-high six RBI's in series-opener against Tennessee
- Hit one double in each of games two and three against Vanderbilt (April 13-14).
- Has 19 RBI's in last 11 games.
- Went 2-for-4 in series finale against No. 2 Mississippi State with a career-high four RBI's and one home run.
- Tallied his first three-hit game of his career when he went 3-for-4 with two RBI's in a 7-6 loss at No. 9 Texas (March 20).
- Tied his career high with three RBI's in the game one win over Alabama (March 22) and finished the week with seven runs driven in.
- Hit his first career home run against Alabama, becoming the eighth different Razorback to hit at least one home run this season.
- Saw his team-best 15-game hitting streak come to an end on March 29 against Ole Miss. Also saw his team-best 24-game reached base streak come to an end on March 31 against Ole Miss.
- The hit streak was the longest by a Razorback since Tyler Spoon (16 games) in 2013.

SEASON HIGHS

Category	High	Opponent (Last)	Date
Hits	4	No. 18 Tennessee	4/27/19
Runs	3	No. 18 Tennessee	4/27/19
Doubles	1	4x (No. 18 Tennessee)	4/27/19
Triples	1	Charlotte	3/6/19
Home Runs	1	5x (No. 18 Tennessee)	4/28/19
RBI's	4	at No. 9 Texas	3/19/19
Walks	3	at USC	2/22/19
Stolen Bases	2	at USC	2/21/19

Christian Franklin Career Stats

Year	Avg	GP	GS	AB	R	H	2B	3B	HR	RBI	BB	SB-ATT
2019	.299	44	39	137	30	41	5	1	5	29	18	7-9
TOTAL	.299	44	39	137	30	41	5	1	5	29	18	7-9

Christian Franklin SEC Stats

Year	Avg	GP	GS	AB	R	H	2B	3B	HR	RBI	BB	SB-ATT
2019	.284	21	21	74	15	21	2	0	2	8	6	1-2
TOTAL	.284	21	21	74	15	21	2	0	2	8	6	1-2

2019 TRENDS

- Has five multi-hit games in conference play.
- Went 2-for-5 in his first career start (vs. EIU - Feb. 16), driving in three RBI's and hitting his first career home run.
- Tallied his second multi-hit game of the year in game three, providing an RBI double in the second inning and an RBI single in the seventh, Arkansas' first two runs of the game.
- Nearly hit for the cycle against Charlotte (March 6), falling a home run shy in a 3-for-4 game, his second three-hit game of the year.
- Hit Arkansas' first grand slam of the season in the second inning against No. 9 Texas (March 19), becoming the first Razorback with a four-RBI game this season.
- Went 4-for-15 in the Auburn series with multi-hit games in games two and three.

SEASON HIGHS

Category	High	Opponent (Last)	Date
Hits	3	3x (at No. 6 Vanderbilt)	4/13/19
Runs	3	2x (Northwestern St.)	4/23/19
Doubles	2	3x (at No. 6 Vanderbilt)	4/13/19
Triples	--	--	--
Home Runs	1	Oral Roberts	4/9/19
RBI's	4	Oral Roberts	4/9/19
Walks	3	2x (No. 2 Miss. State)	4/19/19
Stolen Bases	1	4x (at Missouri St.)	3/26/19

Matt Goodheart Career Stats

Year	Avg	GP	GS	AB	R	H	2B	3B	HR	RBI	BB	SB-ATT
2019	.385	38	31	122	22	47	11	2	1	29	26	5-7
TOTAL	.385	38	31	122	22	47	11	2	1	29	26	5-7

Matt Goodheart SEC Stats

Year	Avg	GP	GS	AB	R	H	2B	3B	HR	RBI	BB	SB-ATT
2019	.439	18	17	66	9	29	9	2	0	13	14	2-3
TOTAL	.439	18	17	66	9	29	9	2	0	13	14	2-3

2019 TRENDS

- Leads the team in overall average (.385) and conference batting average (.443).
- 2nd in the SEC in conference BA (.443) and first in OB% (.553).
- 2nd in overall batting average in SEC (.385).
- 1st in overall on-base percentage (.500).
- 3rd in conference slugging (.656).
- 3rd in hits in SEC games (27).
- T-1st in doubles in SEC games (9).
- Hitting .444 since conference play began with 12 extra-base hits and 21 RBI's.
- Had his 14-game hitting streak snapped on Wednesday against Northwestern State. Hit .444 during streak with 16 RBI's and 16 walks.
- Currently on a 20-game reached-base streak.
- Had three of Arkansas' seven hits in the 12-2 loss at Vanderbilt (April 13), two going for doubles.
- Went 2-for-5 in the series finale with the Commodores with two RBI's and his first career triple.
- Has at least one hit in 17 of his last 18 games.
- Hit his first career home run against Oral Roberts (April 9), part of a 2-for-4 game with four RBI's.
- Went 2-for-4 in his first career start as a Razorback (vs. EIU - Feb. 16), driving in one run and scoring one.
- Recorded two multi-hit games in the Missouri series (March 15-17), his first multi-hit game since the season-opener against Eastern Illinois (Feb. 16).
- Tallied a career-high three hits in the series-opening win over Alabama (March 22), including one double and two runs scored.
- Went 2-for-3 in the 5-3 victory over No. 21 Ole Miss (March 29), driving in a career-high three runs.



QUICK FACTS

GENERAL INFORMATION

Location..... Fayetteville, Arkansas
 Founded.....1871
 Enrollment.....27,558
 Nickname.....Razorbacks
 School Colors.....Cardinal (PMS 201) and White
 Conference.....Southeastern (Western Division)
 System President.....Dr. Donald R. Bobbitt (Arkansas, 1980)
 Chancellor.....Dr. Joseph E. Steinmetz (Central Michigan, 1977)
 Athletic Director.....Hunter Yurachek (Guilford College, 1990)
 Faculty Athletic Rep.....Gerald Jordan (Arkansas, 1970)
 Athletics Website.....ArkansasRazorbacks.com
 Ticket Office Phone.....1-800-982-HOGS
 Athletic Department Phone.....(479) 575-6533

COACHING STAFF

Head Coach.....Dave Van Horn (Arkansas, 1988)
 Record at Arkansas.....643-364 (16 seasons, .639)
 Overall Division I Record.....963-521 (24 seasons, .649)
 Overall as a Head Coach.....1,228-604 (30 seasons, .670)
 Van Horn's DI Postseason App. (Total/at UA).....19/15
 Van Horn's College World Series Appearances.....7
 (Neb: 2001, 2002; Ark: 2004, 2009, 2012, 2015, 2018)
 Hitting Coach/Recruiting Coordinator.....
Nate Thompson (Dallas Baptist, 2006)
 Pitching Coach.....Matt Hobbs (Missouri, 2002)
 Volunteer Assistant Coach.....Taylor Smart (Tennessee, 2017)
 Student Asst. Coach.....Jared Gates
Harrison Heffley
 Dir. of Baseball Operations.....Clay Goodwin (Arkansas, 2005)
 Athletic Trainer.....Corey Wood (East Carolina, 2008)
 Strength & Conditioning...Blaine Kinsley (Lenoir-Rhyne, 2010)
 Director of Video and Scouting.....Zach Barr
 Graduate Managers.....Doug Willey, Phil Cebuhar
 Managers.....Sean O'Neil
Cale Petrie
Hayden Sutton
Chandler Tolbert

HISTORY

Years of Varsity Baseball at Arkansas.....96
 (1897, 1901-03, 05, 08-16, 19-20, 22-29, 47-18)
 All-Time Program Record.....2,196-1,384-6 (.612)
 All-Time Conference Record/Years.....SEC: 397-383 (.509)/27
 SWC: 264-205 (.563)/24
 Combined: 661-588 (.529)/51
 Conference Titles/Years.....SEC Overall: 2/1999, 2004
 SEC Western Division: 4/1999, 2004, 2007, 2011, 2018
 SWC: 2/1989, 1990
 Conference Tournament Record/Years.....SEC: 33-40 (.452)/23
 SWC: 18-25 (.419)/14
 Combined: 51-65 (.440)/37
 Conference Tournament Titles/Years.....SEC: None
 SWC: 1/1985
 NCAA Postseason Appearances.....30
 (1973, 79-80, 83, 85-90, 95-96, 98-99, 2002-15, 2017, 2018)
 NCAA Postseason Record.....83-66 (.557)
 College World Series Appearances.....9
 (1979, 1985, 1987, 1989, 2004, 2009, 2012, 2015, 2018)
 College World Series Record.....15-18 (.455)
 NCAA Super Regional Appearances.....7
 (2002, 2004, 2009, 2010, 2012, 2015, 2018)
 NCAA Super Regional Record.....11-7 (.600)
 NCAA Regional Appearances.....29
 NCAA Regional Record.....57-41 (.568)
 Overall NCAA Regional Hosts.....7 (1999, 2004, 2006, 2007, 2010,
 2017, 2018)
 Best NCAA Finish.....1979 and 2018 National Runner-up

GAME CREDENTIALS

Members of the media should contact John Thomas to request individual game credentials for Razorback home games. Credential requests should be made no later than noon (CT) the day before the scheduled contest and should be directed by e-mail to John Thomas. Credential requests for away games should be made to the communications contact of the home team. Only fully accredited personnel directly involved in the coverage of the game will be admitted. Credentials are non-transferable.

INTERVIEW POLICIES

Please direct all requests for interviews with coaches and players to John Thomas. For home SEC weekends, Coach Dave Van Horn will hold his weekly press conference on Thursday with players and assistant coaches available following Thursday's practice. On road SEC weekends, Coach Van Horn will hold his weekly press conference on Wednesday with players and assistant coaches available following Wednesday's practice. Players are not available for interviews on gamedays, except for post-game interviews. Post-game press conferences are held in the indoor Pitching Development Center located down the third base line. Coach Van Horn and two or three most requested Razorback players will address the media. In the event of a doubleheader, the only Arkansas player available between games for interviews is the starting pitcher of game one. The Arkansas clubhouse is off limits to the media at all times.

E-MAIL UPDATES

Members of the media may request to be added to the Arkansas communications baseball e-mail group. Subscribers will receive game notes, game stories and other information. To subscribe, send a request to John Thomas. Please identify yourself and your organization in your request as this service is only available to members of the media.

GAMEDAY MEDIA SERVICES

The Arkansas communications staff provides scorecards, rosters, updated statistics and results for each team in the Baum Stadium press box prior to home games. Box scores, play-by-play and any postgame notes are disseminated approximately 10 minutes after the conclusion of the game. An Associated Press-style game story is also produced by the communications office. Members of the media may request these stories be sent to their organization via e-mail by contacting a member of the communications office.

WIRELESS INTERNET

The Baum Stadium press box is equipped with wireless internet for use by the media. Media members should log on to the "UARK Media" network by using a password that will be provided at the stadium.

GAMEDAY LIVE STATS

Live in-game stats will be provided at <http://arkansas.statbroadcast.com>.

FACILITIES/PARKING

The Arkansas baseball team conducts all games at Baum-Walker Stadium at George Cole Field. Baum Stadium is located just off Razorback Road south of Martin Luther King, Jr., Boulevard. There is space for media parking on game day. Only cars with a parking credential will be allowed access to the parking lot.

PHOTOGRAPHERS

No cameras are allowed on the Baum Stadium playing surface during games. Photographers are encouraged to use the photo wells at the end of each dugout and behind home plate.

ARKANSAS ATHLETIC COMMUNICATIONS

The University of Arkansas athletic communications office is located on the main floor of Bud Walton Arena behind the Hog Heaven Store with office hours from 8 a.m. to 5 p.m., Monday through Friday. You can often reach us at Bud Walton after hours, but if not, please leave a message on our voice mail system.

Office: 479-575-2751 | Cell: 479-313-2564
 Fax: 479-575-7481 | Press Row: 479-575-6622

Mailing Address
 Razorbacks Communications
 P.O. Box 7777
 Fayetteville, AR 72702-7777




|| 2018 SCHEDULE / RESULTS

	Opponent	Score	WP	LP	SV	Attend	Time
FEBRUARY							
16	Eastern Illinois-1	W, 15-7	I. Campbell (1-0)	T. Jones (0-1)	--	--	3:11
	Eastern Illinois-2	W, 12-3	K. Ramage (1-0)	M. YaSenka (0-1)	--	8838	3:10
17	Eastern Illinois	W, 3-2	M. Cronin (1-0)	B. Malatestinic (0-1)	--	7382	2:49
21	at USC	W, 6-3	K. Ramage (2-0)	Q. Longrie (0-1)	M. Cronin (1)	377	3:28
22	at USC	W, 8-6	I. Campbell (2-0)	K. Hurt (0-1)	M. Cronin (2)	994	2:52
23	at USC	L, 6-4 (10 inn.)	C. Clarke (2-0)	M. Denton (0-1)	--	799	3:19
27	Memphis	W, 10-3	Z. Vermillion (1-0)	D. Denz (0-1)	--	6990	3:10
MARCH							
1	Stony Brook-1	W, 3-1	I. Campbell (3-0)	G. Marino (1-2)	M. Cronin (3)	--	2:17
	Stony Brook-2	W, 4-3	K. Ramage (3-0)	B. Herrmann (1-1)	J. Kostyshock (1)	7234	2:42
3	Stony Brook	W, 15-7	Z. Vermillion (2-0)	N. DeGennaro (0-1)	--	8117	3:35
5	Charlotte			CANCELLED			.
6	Charlotte	W, 9-2	P. Wicklander (1-1)	R. Czanstowski (0-1)	--	6976	2:45
8	Louisiana Tech	W, 4-2	K. Kopps (1-0)	K. Griffen (2-2)	M. Cronin (4)	8246	3:05
9	Louisiana Tech	L, 12-7	J. Kostyshock (0-1)	L. Robbins (1-0)	B. Smith (2)	9272	3:36
10	Louisiana Tech	W, 11-0	C. Scroggins (1-0)	L. Bailey (1-2)	--	7572	3:03
12	Western Illinois	W, 8-0	P. Wicklander (2-1)	A. Dorethy (0-3)	--	6926	2:45
13	Western Illinois	W, 11-1 (8 inn.)	M. Denton (1-1)	J. Foy (0-3)	--	6869	3:13
15	Missouri*	W, 2-0	I. Campbell (4-0)	J. Cantleberry (2-1)	M. Cronin (5)	8150	2:37
16	Missouri*	W, 4-3	K. Ramage (4-0)	TJ Sikkema (2-1)	M. Cronin (6)	9521	2:39
17	Missouri*	W, 3-2	J. Kostyshock (1-1)	C. Dulle (1-2)	--	9281	2:28
19	at #9 Texas	W, 11-4	K. Ramage (5-0)	J. Neely (0-1)	--	6208	2:39
20	at #9 Texas	L, 7-6	T. Stevens (2-1)	E. Trest (0-1)	C. Quintanilla (4)	6260	3:53
22	at Alabama*	W, 12-3	I. Campbell (5-0)	S. Finnerty (4-2)	--	4060	2:50
23	at Alabama*	L, 10-0	B. Love (3-0)	C. Noland (0-1)	--	4317	2:45
24	at Alabama*	W, 10-2	C. Scroggins (2-0)	W. Freeman (2-2)	--	3687	2:58
26	at Missouri St.	W, 8-2	Z. Vermillion (3-0)	H. Juenger (0-2)	--	2457	3:12
29	#21 Ole Miss*	W, 5-3	I. Campbell (6-0)	W. Ethridge (4-2)	M. Cronin (7)	10251	3:03
30	#21 Ole Miss*	L, 4-3	A. Miller (2-0)	K. Kopps (1-1)	P. Caracci (6)	9642	2:51
31	#21 Ole Miss*	L, 10-5	Z. Phillips (3-1)	K. Kopps (1-2)	T. Myers (1)	8433	3:39
APRIL							
2	Little Rock	W, 17-7	T. Gordon (2-1)	K. Ramage (5-1)	E. Daily (1)	7956	4:10
5	at #15 Auburn-1*	L, 6-3	E. Anderson (5-0)	K. Kopps (1-3)	C. Greenhill (7)	--	2:50
	at #15 Auburn-2*	W, 9-6 (15 inn.)	K. Kopps (2-3)	C. Skipper (3-2)	--	--	5:40
6	at #15 Auburn*	W, 8-0	P. Wicklander (3-1)	R. Fitts (2-1)	Z. Vermillion (1)	3731	3:08
9	Oral Roberts	W, 15-8	K. Ramage (6-1)	L. Odom (0-3)	--	8723	4:00
12	at #6 Vanderbilt*	L, 3-2	D. Fellows (7-0)	I. Campbell (6-1)	T. Brown (7)	3465	2:24
13	at #6 Vanderbilt*	L, 12-2	K. Rocker (3-4)	C. Noland (0-32)	--	3305	2:27
14	at #6 Vanderbilt*	W, 14-12	Z. Vermillion (4-0)	T. Brown (1-1)	M. Denton (1)	3488	4:01
16	Arkansas-Pine Bluff	W, 16-4 (7 inn.)	C. Noland (1-2)	C. Benoit (0-6)	--	7805	2:50
18	#2 Mississippi State*	W, 5-3	I. Campbell (7-1)	E. Small (4-1)	M. Cronin (8)	8338	2:50
19	#2 Mississippi State*	W, 12-5	K. Kopps (3-3)	P. Plumlee (2-3)	--	9573	3:58
20	#2 Mississippi State*	W, 10-2	C. Noland (2-2)	J. Ginn (7-2)	--	11087	2:58
23	Northwestern State	W, 19-2	K. Ramage (7-1)	K. Swanson (0-2)	--	7659	3:07
24	Northwestern State	L, 10-7	D. Hodo (1-2)	L. Henry (0-1)	T. Pigott (2)	7626	3:26
26	#18 Tennessee*	W, 11-9	K. Kopps (4-3)	A. Schultz (2-1)	M. Cronin (9)	11787	3:45
27	#18 Tennessee*	W, 15-3	P. Wicklander (4-1)	G. Stallings (7-3)	--	11594	2:57
28	#18 Tennessee*	W, 4-3 (10 inn.)	E. Trest (1-1)	R. Walsh (0-1)	--	9419	3:07
30	Grambling State	--	North Little Rock, Ark.	--	--	--	6:30 p.m.
MAY							
3	at Kentucky*	--	Lexington, Ky.	--	SECN+	--	5:30 p.m.
4	at Kentucky*	--	Lexington, Ky.	--	SECN+	--	1 p.m.
5	at Kentucky*	--	Lexington, Ky.	--	SECN+	--	Noon
9	LSU*	--	Baum-Walker Stadium	--	ESPNU	--	6:30 p.m.
10	LSU*	--	Baum-Walker Stadium	--	SECN+	--	6:30 p.m.
11	LSU*	--	Baum-Walker Stadium	--	ESPN2	--	1 p.m.
16	at Texas A&M*	--	College Station, Texas	--	SECN+	--	6:30 p.m.
17	at Texas A&M*	--	College Station, Texas	--	SECN+	--	6:30 p.m.
18	at Texas A&M*	--	College Station, Texas	--	SECN+	--	2 p.m.




ZACK GREGORY
Fr. • 5-10 • 175 • L/R
INF • Keller, Texas



TREVOR EZELL
R-Sr. • 5-8 • 200 • S/R
INF • Bryant, Ark.




JACOB NESBIT
R-Fr. • 6-0 • 170 • R/R
INF • Coppell, Texas



JACK KENLEY
Jr. • 6-0 • 180 • L/R
INF • Germantown, Tenn.



JORDAN MCFARLAND
Jr. • 6-3 • 210 • R/R
INF/OF • Waterloo, Ill.



MATT GOODHEART
So. • 6-1 • 180 • L/R
INF/OF • Magnolia, Ark.




CASEY OPITZ
So. • 5-11 • 175 • S/R
C/UTL • Centennial, Colo.



CONNOR NOLAND
Fr. • 6-2 • 215 • R/R
RHP • Greenwood, Ark.




CALEB DENNY
Fr. • 6-2 • 180 • L/R
INF • Owasso, Okla.




CASEY MARTIN
So. • 5-11 • 175 • R/R
INF • Lonoke, Ark.




ANDREW STANLEY
Fr. • 5-9 • 180 • R/R
C • Searcy, Ark.



TREY HARRIS
Fr. • 5-10 • 165 • R/R
OF • Little Rock, Ark.




HESTON KJERSTAD
So. • 6-3 • 200 • L/R
OF • Amarillo, Texas



COBY BOULWARE
So. • 5-9 • 170 • R/R
INF • Anthem, Ariz.




ELIJAH TREST
Fr. • 6-3 • 205 • L/R
RHP • White Oak, Texas



JACOB BURTON
Fr. • 6-0 • 195 • R/R
RHP • Diana, Texas




CURTIS WASHINGTON, JR.
Fr. • 6-2 • 175 • R/R
OF/INF • West Memphis, Ark.



DOMINIC FLETCHER
Jr. • 5-9 • 175 • L/L
OF • Cypress, Calif.




CHRISTIAN FRANKLIN
Fr. • 5-11 • 180 • R/R
OF • Overland Park, Kan.




TRAVIS HESTER
Fr. • 6-2 • 195 • R/R
RHP • College Station, Texas



DILLON LIFRIERI
Fr. • 6-0 • 190 • R/R
OF/INF • Wilton, Conn.



KOLE RAMAGE
So. • 6-1 • 195 • R/R
RHP • Southlake, Texas



MARSHALL DENTON
R-So. • 5-11 • 165 • R/R
RHP • Beebe, Ark.



CALEB BOLDEN
So. • 6-2 • 185 • R/R
RHP • Texarkana, Texas



MATT CRONIN
Jr. • 6-2 • 210 • L/L
LHP • Navarre, Fla.




PATRICK WICKLANDER
Fr. • 6-1 • 180 • R/L
LHP • San Jose, Calif.



STEVEN SANCHEZ
Fr. • 6-7 • 250 • L/L
LHP • Mundelein, Ill.




JACOB KOSTYSHOCK
Jr. • 6-4 • 175 • R/R
RHP • O'Fallon, Mo.



CADEN MONKE
Fr. • 6-3 • 160 • L/L
LHP • Mt. Olive, Ill.



EVAN TAYLOR
Fr. • 6-4 • 235 • L/L
LHP • Florence, Ala.



COLLIN TAYLOR
R-So. • 5-11 • 220 • R/R
RHP • Florence, Ala.



KEVIN KOPPS
R-Jr. • 6-0 • 200 • R/R
RHP • Sugar Land, Texas




CARTER SELLS
Fr. • 6-0 • 190 • R/R
RHP • Brentwood, Tenn.



ZACK PLUNKETT
R-Sr. • 6-2 • 230 • R/R
C • Hurst, Texas




LIAM HENRY
Fr. • 6-2 • 175 • L/L
LHP • Kansas City, Mo.



WILL BARKER
Fr. • 6-2 • 180 • R/R
RHP • Sherwood, Ark.



ISAIAH CAMPBELL
R-Jr. • 6-4 • 235 • R/R
RHP • Olathe, Kan.




CODY SCROGGINS
R-Jr. • 6-0 • 185 • R/R
RHP • Bentonville, Ark.




ZEBULON VERMILLION
So. • 6-4 • 210 • L/R
RHP • Prairie Village, Kan.




DAVE VAN HORN
Head Coach
17th Season



NATE THOMPSON
Assistant Coach
2nd Season




MATT HOBBS
Assistant Coach
1st Season




TAYLOR SMART
Volunteer Assistant
1st Season



CLAY GOODWIN
Dir. of Operations
12th Season



JARED GATES
Student Assistant
1st Season



HARRISON HEFFLEY
Student Assistant
2nd Season