



# ARKANSAS Baseball Game Notes

9 College World Series Appearances • 7 NCAA Super Regional Appearances  
30 NCAA Tournament Appearances • 2 SEC Regular Season Titles • 5 SEC Western Division Titles

## '19 SCHEDULE & RESULTS

### FEBRUARY

16	EASTERN ILLINOIS (DH) (SECN+)	W, 15-7
	EASTERN ILLINOIS (DH) (SECN+)	W, 12-3
17	EASTERN ILLINOIS (SECN+)	W, 3-2
21	at USC (PAC-12+)	W, 6-3
22	at USC (PAC-12+)	W, 8-6
23	at USC (PAC-12+)	L, 6-4 (10 inn.)
27	MEMPHIS (SECN+)	W, 10-3

### MARCH

1	STONY BROOK (DH) (SECN+)	W, 3-1
	STONY BROOK (DH) (SECN+)	W, 4-3
3	STONY BROOK (SECN+)	W, 15-7
5	CHARLOTTE	CANCELLED
6	CHARLOTTE (SECN+)	W, 9-2
8	LOUISIANA TECH (SECN+)	W, 4-2
9	LOUISIANA TECH (SECN+)	L, 12-7
10	LOUISIANA TECH (SECN+)	W, 11-0
12	WESTERN ILLINOIS (SECN+)	W, 8-0
13	WESTERN ILLINOIS (SECN+)	W, 11-1 (8 inn.)
15	MISSOURI* (SECN+)	W, 2-0
16	MISSOURI* (SECN+)	W, 4-3
17	MISSOURI* (SECN+)	W, 3-2
19	at #9 Texas (Longhorn Network)	W, 11-4
20	at #9 Texas (Longhorn Network)	L, 7-6
22	at Alabama* (SECN+)	W, 12-3
23	at Alabama* (SECN+)	L, 10-0
24	at Alabama* (SECN+)	W, 10-2
26	at Missouri State (ESPN+)	W, 8-2
29	#21 OLE MISS* (ESPNU)	W, 5-3
30	#21 OLE MISS* (SEC Network)	L, 4-3
31	#21 OLE MISS* (SECN+)	L, 10-5

### APRIL

2	LITTLE ROCK (SECN+)	6:30 p.m.
4	at Auburn* (ESPNU)	6:30 p.m.
5	at Auburn* (SECN+)	6 p.m.
6	at Auburn* (SECN+)	2 p.m.
9	ORAL ROBERTS (SECN+)	6:30 p.m.
12	at Vanderbilt* (SEC Network)	7 p.m.
13	at Vanderbilt* (ESPNU)	8 p.m.
14	at Vanderbilt* (SECN+)	1 p.m.
16	ARKANSAS-PINE BLUFF (SECN+)	6:30 p.m.
18	MISSISSIPPI STATE* (ESPNU)	8 p.m.
19	MISSISSIPPI STATE* (SECN+)	6:30 p.m.
20	MISSISSIPPI STATE* (SECN+)	2 p.m.
23	NORTHWESTERN STATE (SECN+)	6:30 p.m.
24	NORTHWESTERN STATE (SECN+)	3 p.m.
26	TENNESSEE* (SECN+)	6:30 p.m.
27	TENNESSEE* (SECN+)	6:30 p.m.
28	TENNESSEE* (SEC Network)	4 p.m.
30	vs. Grambling State (NLR, Ark.)	6:30 p.m.

### MAY

3	at Kentucky* (SECN+)	5:30 p.m.
4	at Kentucky* (SECN+)	1 p.m.
5	at Kentucky* (SECN+)	Noon
9	LSU* (ESPNU)	6:30 p.m.
10	LSU* (SECN+)	6:30 p.m.
11	LSU* (ESPNU2)	1 p.m.
16	at Texas A&M* (SECN+)	6:30 p.m.
17	at Texas A&M* (SECN+)	6:30 p.m.
18	at Texas A&M* (SECN+)	2 p.m.
May 22-28	SEC Tournament (Hoover, Ala.)	TBA
May 31-June 2	NCAA Regionals	
June 7-9	NCAA Super Regionals	
June 14-27	College World Series (Omaha, Neb.)	

All times Central; Home game in BOLD; \* - SEC Game

## APRIL 2 vs. LITTLE ROCK | BAUM-WALKER STADIUM



### LITTLE ROCK TROJANS

Record .....10-18 (5-4 Sun Belt)  
 Ranking ..... NR  
 Last Season .....28-28 (15-14 Sun Belt)  
 Head Coach .....Chris Curry  
 Career Record .....91-123 (5th Season)  
 Record at Little Rock .....Same



### #8 ARKANSAS RAZORBACKS

Record .....22-6 (6-3 SEC)  
 Ranking .....8  
 Last Season .....48-21 (18-12 SEC)  
 Head Coach .....Dave Van Horn  
 Career Record .....1,250-610 (31st season)  
 Record at Arkansas .....665-370 (17th Season)

## SERIES BY THE NUMBERS (2019 STATS)

LITTLE ROCK	OFFENSE	ARKANSAS
.257	Batting Avg.	.291
.396	Slugging Pct.	.457
.366	On-Base Pct.	.388
50	Doubles	55
4	Triples	6
26	Home Runs	29
119	Walks	131
26-of-45	Stolen Bases/Att	46-of-55

LITTLE ROCK PITCHING/DEFENSE	ARKANSAS	
5.74	ERA	3.42
257.0	Innings Pitched	249.2
2	Complete Games	0
4	Saves	8
1.70	Strikeout/Walk Ratio	2.70
.282	Opponent's Avg.	.212
52	Errors	27
19	Double Plays	18



Even though Tuesday's game will mark the first official meeting between the Arkansas and Little Rock programs, the two teams were able to play an exhibition in the fall at Gary Hogan Field in Little Rock. This season marks the first time the Razorbacks will play an in-state school. They will also host Arkansas-Pine Bluff on April 16.

# PR HOGS

## MLB (8)

Name	Years at Arkansas	Club
Brian Anderson	2012-14	Miami
Jalen Beeks	2013-14	Tampa Bay
Andrew Benintendi	2014-15	Boston
Logan Forsythe	2006-08	Texas
James McCann	2009-11	Chicago White Sox
Blake Parker	2004-06	Minnesota
Drew Smyly	2009-10	Chicago Cubs
Ryne Stanek	2011-13	Tampa Bay

## AAA (2)

Name	Years at Arkansas	Club
D.J. Baxendale	2010-12	Rochester (MIN)
Matt Reynolds	2010-12	Fresno (WAS)

## AA (4)

Name	Years at Arkansas	Club
Dominic Ficociello	2011-13	Erie (DET)
Zach Jackson	2014-16	New Hampshire (TOR)
Trevor Stephan	2017	Trenton (NYY)
Andy Wilkins	2008-10	Pensacola (MIN)

## A-Advanced (3)

Name	Years at Arkansas	Club
Brett Eibner	2008-10	Down East (TEX)
Jacob Morris	2011-13	Winston-Salem (CWS)
Chad Spanberger	2015-17	Dunedin (TOR)

## A (0)

Name	Years at Arkansas	Club
------	-------------------	------

## A-Short (5)

Name	Years at Arkansas	Club
Jax Biggers	2017-18	Spokane (CLE)
Blaine Knight	2016-18	Aberdeen (BAL)
Grant Koch	2016-18	West Virginia (PIT)
Kacey Murphy	2016-18	Connecticut (DET)
Carson Shaddy	2015-18	Auburn (WAS)

## Rookie (5)

Name	Years at Arkansas	Club
Eric Cole	2016-18	Burlington (KC)
Evan Lee	2017-18	GCL Nationals (WAS)
Barrett Loseke	2016-18	GCL Yankees East (NYY)
Jake Reindl	2016-18	AZL Cubs (CHC)
Dominic Taccolini	2014-17	AZL Padres (SD)

## Free Agents (2)

Name	Years at Arkansas	Last Club
Zack Cox	2009-10	Erie (DET)
Dallas Keuchel	2007-09	Houston



Starting pitcher Isaiah Campbell may not have thought he had his best stuff Friday night, but it was still good enough to hold a good Ole Miss offense to only two runs on four hits over seven innings, his fifth-straight start of six or more innings. Campbell still struck out five and only walked two on 95 pitches and moved to 6-0 on the year. He's tied with three other pitchers for the league lead in wins and still has the fifth-most strikeouts with 56.

## RAZORBACK PRIME NINE

>> For the first time in school history Arkansas will take on an in-state school when it faces Little Rock on Tuesday at Baum-Walker Stadium. It will also take on Arkansas-Pine Bluff on April 16.

>> Arkansas is 16-3 this season in non-conference games and is hitting .306 in those games, while the pitching staff ERA is at 3.13.

>> The Razorbacks defeated Missouri State, 8-2, in their last midweek contest after getting eight unanswered runs over the course of the final four innings.

>> Freshman Patrick Wicklander will make his fifth-consecutive midweek start on Tuesday. In those starts, Wicklander has a 2.84 ERA and a 4.67 strikeout-to-walk ratio.

>> Junior outfielder Dominic Fletcher is coming off one of his strongest weeks of the season after going 7-for-16 (.438) at the plate, which led all Razorbacks, with three of his hits going for doubles.

>> For the fifth-straight start, redshirt junior Isaiah Campbell went six or more innings after going seven against No. 21 Ole Miss last week. He only allowed four earned runs and five walks in March.

>> Redshirt freshman Jacob Nesbit saw his 15-game hitting streak come to a close last Friday against the Rebels. Nesbit hit .412 during the streak with 15 RBIs and slugged .529.

>> Outfielder Dominic Fletcher is tied for first in the SEC in doubles (14) heading into the fourth week of conference play. He matched his career-best of two doubles in Friday's series opener vs. Ole Miss.

>> Closer Matt Cronin had his longest outing of the year last Friday against Ole Miss, going 1.2 innings for his seventh save of the year, striking out three. The save total is second most in the SEC.

## 2019 SEC STANDINGS

	Conference					Overall			Last 10	Streak	
	W	L	T	Win%	GB	W	L	Win%			
<b>EASTERN</b>	Georgia	7	2		.778	--	23	5	.821	7-3	W1
	Vanderbilt	6	3		.667	1.0	22	6	.786	7-3	L1
	Florida	4	5		.444	3.0	20	10	.667	6-4	W4
	Missouri	3	5	1	.389	3.5	18	10	.638	7-2-1	T1
	Tennessee	3	6		.333	4.0	21	8	.724	4-6	W1
	South Carolina	2	7		.222	5.0	17	11	.607	3-7	L1
	Kentucky	1	8		.111	6.0	16	12	.571	3-7	L1
<b>WESTERN</b>	Texas A&M	6	2	1	.722	--	23	6	.783	8-1-1	T1
	<b>Arkansas</b>	<b>6</b>	<b>3</b>		<b>.667</b>	<b>0.5</b>	<b>22</b>	<b>6</b>	<b>.786</b>	<b>6-4</b>	<b>L2</b>
	Auburn	6	3		.667	0.5	22	6	.786	6-4	W1
	LSU	6	3		.667	0.5	19	9	.679	6-4	W2
	Ole Miss	5	4		.556	1.5	20	9	.690	7-3	W2
	Mississippi St.	5	4		.556	1.5	24	5	.828	6-4	L2
	Alabama	2	7		.222	4.5	20	9	.690	4-6	L3

**THE NATURAL STATE SERIES BEGINS AT BAUM-WALKER**

For the first time in program history, the Razorbacks will play a game against an in-state program when they face off against the Little Rock on Tuesday. It will be the first of two games against in-system programs as they will also take on the Arkansas-Pine Bluff Golden Lions on April 16. Both Little Rock and UAPB won 20+ games last year and reached their respective conference tournaments. Little Rock head coach Chris Curry is also a former assistant under Dave Van Horn.

**COMING BACK SWINGING**

Arkansas has had some of its biggest games, offensively, this season after coming off of a loss. In the five games following a defeat, the Razorbacks are averaging 9.6 runs a game and 1.4 home runs a game. The offense is hitting .337 in those five games with Heston Kjerstad leading all Razorbacks with 10 or more at-bats with a .545 average (12-for-22) and has seven RBIs.

**NESSBIT WINS FIRST SEC FRESHMAN OF THE WEEK**

Redshirt-freshman infielder Jacob Nesbit was named the SEC Freshman of the Week on last week after his strong weekend at the plate that helped the Razorbacks split the midweek series at No. 9 Texas and then take a crucial weekend series on the road against Alabama. The Coppell, Texas native hit .421 (8-for-19) for the week, good for the second-best average on the team and extended his team-best hitting streak to 15 games, which dates back to a March 6 victory over Charlotte. Nesbit has also reached base in 24-consecutive games, which is the longest on the team. During his 15-game hit streak, he has seen his batting average rise from .235 to .346 and has tallied five multi-hit games during that span.

**CAMPBELL FORMS INTO FRIDAY NIGHT ACE**

Following the footsteps of All-American Blaine Knight, redshirt junior Isaiah Campbell has, seemingly, transformed into the Friday-night ace for the Hogs this year. Campbell moved to 6-0 on the season last week in the 5-3 win over No. 21 Ole Miss after working seven innings with four hits allowed, two earned runs and five strikeouts. The two runs were Campbell's first allowed in SEC play, but his 23 strikeouts over his three SEC starts ties for sixth in the league. He also has never walked more than two batters in a start this year.

**Last 5 Starts (Isaiah Campbell)**

Date	Opponent	IP	H	R	ER	BB	SO
March 1	Stony Brook	7.0	3	0	0	1	13
March 8	Louisiana Tech	6.0	7	2	2	0	10
March 15	Missouri	7.0	2	0	0	1	11
March 22	at Alabama	7.0	5	0	0	1	7
March 29	No. 21 Ole Miss	7.0	4	2	2	2	5

**RAZORBACKS SWEEP MISSOURI FOR 18TH-STRAIGHT HOME SERIES WIN**

For the third-straight year, Arkansas was able to open SEC play with a three-game sweep after beating Missouri with a bottom of the ninth walk-off single by Casey Opitz in the series finale. The Hogs have been practically unbeatable at home over the last three seasons, winning 18-straight series at Baum-Walker Stadium dating back to 2017. Arkansas is 79-13 at home of the last three years and has not lost two in a row at home since April 27-28, 2017.

**I CAN SEE CLEARLY NOW**

Going into the SEC opener against Missouri, sophomore Matt Goodheart was only hitting .241 with one multi-hit game and just seven hits in 12 games and four RBIs. Claiming he



*In recognition of the extraordinary longtime support of the Walker Family and the Willard and Pat Walker Charitable Foundation, the nation's top collegiate baseball ballpark has been renamed Baum-Walker Stadium at George Cole Field.*

was having trouble seeing at night, Goodheart got a new contacts prescription and has, seemingly, turned the corner. Goodheart is now 15-for-34 (.441) in his last 12 games and had a career-high three RBIs in the 5-3 win over No. 21 Ole Miss last Friday.

**SCROGGINS SHUTS DOWN LOUISIANA TECH**

Making the Sunday start against Louisiana Tech, Cody Scroggins went a career-long six innings and struck out a career-high 11 batters, while walking only one and giving up two singles on 88 pitches. Scroggins didn't even allow a baserunner past first base for his entire outing and retired seven of the first eight he faced. It was his' first victory of the year and first decision in 27 career appearances dating back to 2016.

**KJERSTAD HEATING UP**

Sophomore outfielder Heston Kjerstad did not have the best start to his second season when he was 8-for-36 (.222) after eight games. Since then, the Amarillo, Texas native is batting .354 with nine multi-hit games, six with three hits or more, and slugging .582 with nine extra-base hits and 12 RBIs. For the year, Kjerstad is now batting .313, good for second on the team.

**Heston Kjerstad in 2019**

Category	First 8 Games	Since
Average	.222	.354
Slugging	.306	.582
On-Base Percentage	.282	.440
Hits	8	28
Runs	3	20
Extra-Base Hits	1	9
Home Runs	1	4
RBIs	5	12

**WELCOME TO THE SHOW KID**

Freshman right-hander Elijah Trest made his collegiate debut in the ninth inning in game three against Louisiana Tech (March 10), striking out the side on 20 pitches to help secure Arkansas' 12th victory of the year. Trest is the seventh different freshman pitcher to see time on the mound so far this season and fourth to strike out the side in their first collegiate



Junior Dominic Fletcher hit a team-leading .438 last week with three of his seven hits going for doubles, including a two-double game on Friday against Ole Miss. It's the second time this year Fletcher has knocked two doubles in the same game and his 14 doubles for the season tie him for the SEC lead with Mississippi State's Jake Mangum.



Shortstop Casey Martin hit his team-leading sixth home run of the year on Sunday against Ole Miss, extending his hit streak to six games. Against the Rebels last week, Martin went 6-for-13 (.462) with two multi-hit games.

inning of work (C. Monke, P. Wicklander, E. Taylor).

### CAMPBELL TURNS IN CAREER DAY AGAINST STONY BROOK

For the first time since 2017, a Razorback pitcher struck out 12 or more batters in a game when Isaiah Campbell struck out a career-high 13 Stony Brook batters over seven innings on March 1. It was the most strikeouts in a game since Trevor Stephan struck out 13 against Rhode Island on March 10, 2017. Campbell's strikeout total made him only the second Razorback pitcher since 2010 to strike out 11 or more and the second since 2007 to strike out 13 or more.

### HOGS CRACK TOP 10 AFTER HOT START

With a 9-1 start to the season and a perfect 7-0 home record, the Razorback cracked the top-10 of the USA Today/Coaches' National Poll last week, one of five SEC teams in top 10. Arkansas is ranked in the top-20 of every national poll and has not dropped out of the top-25 since the original preseason rankings came out.

### SPEED KILLS

Arkansas has continued to use its speed to its advantage as it has stolen 15 bases over the last 10 games, four coming in the series finale at Alabama (March 24). The Hogs have stolen five bases in a game twice this year (USC) and ties for third in the SEC with 46 swipes, which already surpasses last year's total of 39.

### Most Stolen Bases (SEC)

Rank	Team	Stolen Bases
1.	Kentucky	60
2.	Missouri	55
3.	Ole Miss	53
4.	Tennessee	52
5.	Auburn	46
	<b>Arkansas</b>	<b>46</b>

### RAZORBACKS HEAD WEST, DOWN TROJANS

Arkansas went west to face USC in a three-game series in week two and came away with its first road series win since 2017. The Hogs won games one and two 6-3 and 8-6, respectively, and nearly swept the Trojans before a 10th-inning walk-off homer thwarted that plan. It was the first road series win for the Hogs since they took 2-of-3 from Alabama in Tuscaloosa in April of 2017.

### FEBRUARY SUCCESS

Since Dave Van Horn took over for the Razorbacks in 2003, Arkansas have played through the month of February with one loss or better 13 times, including six undefeated years. The Hogs are 118-18 in the first month of the year under Van Horn. Last year, the team went 6-2 in February and hit .310 as a team.

### HOGS BLAST PANTHERS ON OPENING WEEK

For the sixth-straight season, Arkansas opened its campaign with a series sweep dating back to 2014. The Razorbacks swept Eastern Illinois by a combined score of 30-12, scoring 10+ runs in each of the first two games. The Hogs completed the sweep on Sunday with a walk-off single by sophomore Heston Kjerstad in the bottom of the ninth, his second walk-off of his career.

### EZELL OWNS EASTERN ILLINOIS

Following his four-hit day in the doubleheader on Saturday, graduate transfer Trevor Ezell added another hit to his already growing total against the Panthers in his career on Sunday. Dating back to his four years at Southeast Missouri State, which played in the same conference (Ohio Valley Conference) as EIU, Ezell is now 21-for-44 (.477) against the Panthers in 12 games. He finished last weekend leading all hitters with a .500 average (5-for-10) with two

doubles, four runs scored, one home run and five RBIs.

### NEAR IMMACULATE INNING

Freshman Patrick Wicklander nearly achieved a feat that some pitchers only dream of when he came out of the bullpen in the sixth inning to relieve Jacob Kostyshock last Sunday against EIU. Wicklander struck out the heart of EIU's lineup consisting of Jimmy Govern, Hunter Morris and Ryan Knernschiold and did it on 10 pitches, just one shy of the near immaculate nine-pitch, three-strikeout inning. Wicklander finished his first career outing with 2.1 innings thrown, one run allowed and four strikeouts on 31 pitches.

### SEE THE BALL, HIT THE BALL

In the season-opener against EIU, Arkansas achieved more than just scoring 15 runs on 18 hits en route to its 25th-straight season-opening win. The Hogs also did not strike out in 46 batters, a feat that hadn't been achieved since 7-6 victory over Troy on Feb. 28, 2010.

### 97 YEARS AND COUNTING

The 2019 season will mark the 97th season of Razorback Baseball and 17th with head coach Dave Van Horn. Since Van Horn took over, the Hogs have reached the College World Series five times, including three times in the last seven years.

### ARKANSAS LEADS NATION IN PRESEASON GOLDEN SPIKES WATCH

Sophomores Heston Kjerstad and Casey Martin, as well as junior reliever Matt Cronin were named among 55 players on the 2019 USA Baseball Golden Spikes Award watch list this week, an award presented to the top amateur player in the country. Arkansas led all schools on the preseason watch list with three selections, while Auburn, Baylor, Elon, Florida, Florida State, NC State, Oregon State, Stanford and UCLA each boast a pair of athletes represented as well.

### PRESEASON ALL-SEC FIRST TEAM LITTERED WITH HOGS

Arkansas' quartet of Casey Martin, Heston Kjerstad, Matt Cronin and Dominic Fletcher were all selected by the league coaches to the Preseason All-SEC First Team. The four first team selections are the most of any team in the league and it ties with Ole Miss and Georgia for the most selections combined on either Preseason All-SEC team. Fletcher and Kjerstad make up two of the three outfield positions, while Martin is considered the top shortstop in the league and Cronin is considered the top reliever by the 14 head coaches.

### ARKANSAS EARNS TOP 25 PRESEASON RANKINGS IN ALL NATIONAL POLLS

Coming off a national runner-up finish at the 2018 College World Series, Arkansas will begin the 2019 season ranked in the top 25 of all the major national polls. The Hogs highest preseason placement comes in the USA Today/ESPN Coaches' Poll which has them at No. 12 in the nation. Arkansas is also within the top-15 in the Perfect Game poll (No. 13) and the NCBWA poll (No. 15).

### BRINGING THE NOISE

For the 14th straight year, Arkansas placed in the top five in the nation in total and average attendance after the 2017 season. With 8,857 fans per game in 36 home games, the Razorbacks continued to draw the fans, finishing third in average attendance. A total of 318,856 fans visited Baum Stadium during the 2018 season, also good for third in the country.

### A LOOK AT THE SCHEDULE

Arkansas' 2019 schedule is expected to be another tough slate. The Razorbacks are set to face nine teams that reached the NCAA Tournament in 2018 a total of 22 times (39.2 percent of games). Arkansas will host 20 of its 26 nonconference games including 11-consecutive from Feb. 27-March 13.

### MOVE TO SHORT

Sophomore Casey Martin spent all of 2018 at third base and put up record-breaking numbers en route to freshman All-America, SEC All-Tournament and All-SEC nods. But with the Texas Rangers selecting Jax Biggers in last summer's draft, Martin will have the chance to move back to his natural position of shortstop for the 2019 season. Martin led the team with a .345 average last year, including 87 hits, 14 doubles, 13 home runs and 49 RBIs. He's been named the top shortstop in the nation by D1Baseball.com.

### DVH INTO ARKANSAS SPORTS HALL OF FAME

Head coach Dave Van Horn became the newest member of the Arkansas Sports Hall of Fame last month, joining fellow Razorbacks Norm DeBryin Kevin McReynolds, Melvin McGaha, Tom Pagnozzi and Cliff Lee. It's the fourth hall of fame induction for the Hog coach, including the Winnetonka HS, Central Missouri and Ban Johnson Hall of Fames.

### KJERSTAD AND MARTIN HOPE TO BUILD ON ALL-AMERICAN FRESHMAN SEASONS

In 2018, Arkansas was able to tout that it had not only one, but two of the top freshmen in the country in Heston Kjerstad and Casey Martin. In their first years, the duo combined to hit .339 with 27 home runs and 107 RBIs. Both players broke or tied the previous Arkansas freshman records for hits, home runs and total bases and both ranked in top-10 in the SEC in each of those categories, including slugging percentage and on-base percentage. Kjerstad is now the Arkansas freshman record holder for home runs (14) and total bases (145), while him and Martin together hold the freshman record for hits (87). The home run record was previously set in 2009, while the hits record stood since 2011. The total bases record was last set by Danny Hamblin, who had 122 total bases in 2004.



**Baseball America**

Week 8

1. UCLA	20-5
2. Stanford	18-3
3. Vanderbilt	22-6
4. NC State	27-2
5. Mississippi St.	24-5
6. Georgia	23-5
7. Oregon St.	19-5-1
8. Texas	20-11
9. North Carolina	22-7
10. Arizona St.	25-1
11. Texas Tech	18-7
<b>12. Arkansas</b>	<b>22-6</b>
13. ECU	21-6
14. Texas A&M	23-6-1
15. LSU	19-9
16. Florida	20-10
17. Louisville	22-6
18. Auburn	22-6
19. UC Irvine	18-5
20. Ole Miss	20-9
21. Clemson	22-6
22. UConn	17-9
23. Oklahoma St.	18-8
24. UC Santa Barbara	19-5
25. Coastal Carolina	20-8-1

**D1Baseball**

Week 8

1. UCLA	20-5
2. Stanford	18-3
3. NC State	27-2
4. Georgia	23-5
5. Vanderbilt	22-6
6. Oregon St.	19-5-1
7. Arizona St.	25-1
8. Mississippi St.	24-5
9. Texas A&M	23-6-1
10. Louisville	22-6
11. ECU	21-6
12. Texas	20-11
13. LSU	19-9
<b>14. Arkansas</b>	<b>22-6</b>
15. Auburn	22-6
16. North Carolina	22-7
17. Texas Tech	18-7
18. Ole Miss	20-9
19. Coastal Carolina	20-8-1
20. UC Irvine	18-5
21. Florida	20-10
22. UConn	17-9
23. Clemson	22-6
24. Oklahoma St.	18-8
25. CU	17-9

**Perfect Game**

Week 8

1. UCLA	20-5
2. Stanford	18-3
3. Oregon St.	19-5-1
4. Vanderbilt	22-6
5. NC State	27-2
6. Mississippi St.	24-5
7. Georgia	23-5
8. Arizona St.	25-1
9. North Carolina	22-7
10. Auburn	22-6
11. Texas A&M	23-6-1
12. Louisville	22-6
13. ECU	21-6
14. Texas	20-11
15. Texas Tech	18-7
16. LSU	19-9
<b>17. Arkansas</b>	<b>22-6</b>
18. Florida	20-10
19. Ole Miss	20-9
20. UC Irvine	18-5
21. UConn	17-9
22. UC Santa Barbara	19-5
23. Coastal Carolina	20-8-1
24. Clemson	22-6
25. TCU	17-9

**USA Today/ESPN**

Week 8

1. UCLA	20-5
2. Stanford	18-3
3. NC State	27-2
4. Vanderbilt	22-6
5. Arizona St.	25-1
6. Oregon St.	19-5-1
7. Georgia	23-5
8. Mississippi St.	24-5
<b>9. Arkansas</b>	<b>22-6</b>
10. Louisville	22-6
11. Texas A&M	23-6-1
12. LSU	19-9
13. North Carolina	22-7
14. Texas Tech	18-7
15. Auburn	22-6
16. ECU	21-6
17. Texas	20-11
18. Ole Miss	20-9
19. Clemson	22-6
20. Coastal Carolina	20-8-1
21. Florida	20-10
22. UC Irvine	18-5
23. Oklahoma	22-7
24. UC Santa Barbara	19-5
25. TCU	17-9

**Collegiate Baseball**

Week 8

1. NC State	27-2
2. Arizona St.	25-1
3. UCLA	20-5
4. Stanford	18-3
5. Vanderbilt	22-6
6. Oregon St.	19-5-1
7. Georgia	23-5
<b>8. Arkansas</b>	<b>22-6</b>
9. LSU	19-9
10. Mississippi St.	24-5
11. Texas A&M	23-6-1
12. ECU	21-6
13. Clemson	22-6
14. Auburn	22-6
15. Texas Tech	18-7
16. Louisville	22-6
17. North Carolina	22-7
18. Coastal Carolina	20-8-1
19. UC Santa Barbara	19-5
20. Florida	20-10
21. UC Irvine	18-5
22. Baylor	20-7
23. Oklahoma St.	18-8
24. BYU	21-5
25. TCU	17-9
26. Texas	20-11
27. Georgia Tech	19-9
28. Ball St.	17-9
29. Arkansas St.	19-9
30. FAU	19-9

**NCBWA**

Week 7

1. UCLA	17-4
2. Stanford	15-3
3. Mississippi State	22-3
4. Vanderbilt	19-5
5. Georgia	21-3
6. NC State	23-1
7. Oregon State	16-4-1
<b>8. Arkansas</b>	<b>20-4</b>
9. Arizona State	22-1
10. Louisville	18-6
Texas Tech	15-6
12. Texas A&M	21-5
13. Auburn	20-4
14. LSU	17-7
15. North Carolina	18-7
16. Coastal Carolina	18-5-1
17. Texas	17-10
18. ECU	18-6
19. Florida State	17-6
20. UC Irvine	15-4
21. TCU	15-7
22. Florida	16-10-23.
23. Oklahoma	21-4
24. Clemson	18-6
25. Ole Miss	17-8
26. Illinois	17-4
27. UC Santa Barbara	17-3
28. Tennessee	20-5
29. Baylor	16-6
30. Washington	14-5

**Arkansas Week-By-Week in the Polls**

	BA	D1	PG	USA TODAY	CB	NCBWA
Preseason	18	16	13	12	25	15
Week 2	17	16	13	--	23	13
Week 3	17	16	13	--	22	13
Week 4	16	15	12	10	16	14
Week 5	16	14	11	10	17	13
Week 6	15	11	10	9	10	8
Week 7	10	8	8	8	9	8
Week 8	12	14	17	9	8	--
Week 9	--	--	--	--	--	--
Week 10	--	--	--	--	--	--
Week 11	--	--	--	--	--	--
Week 12	--	--	--	--	--	--
Week 13	--	--	--	--	--	--
Week 14	--	--	--	--	--	--
Week 15	--	--	--	--	--	--
Week 16	--	--	--	--	--	--
<b>Final</b>	--	--	--	--	--	--

BA - Baseball America  
 ESPN - USA Today/ESPN  
 CB - Collegiate Baseball  
 NCBWA - National Collegiate Baseball Writers Association  
 PG - Perfect Game  
 D1 - D1Baseball.com

# A || HEAD COACH DAVE VAN HORN



## PERSONAL

Born: Sept. 17, 1960  
 Hometown: Kansas City, Mo.  
 Alma Mater: Arkansas (1988)  
 Masters of Science: East Texas State Univ. (1992)  
 Wife: Karen  
 Children: Hollan, Mariel  
 Named Head Coach at Arkansas: June 21, 2002

## PLAYING HISTORY

1982-1984 Atlanta Braves Organization  
 1982 MLB Draft: 10th Rd (Braves)  
 1982 Arkansas  
 1980-1981 McLennan (Texas) CC

## COACHING HONORS

2004 SEC Coach of the Year  
 2001 Baseball America National Coach of the Year  
 2001 BIG 12 Coach of the Year  
 2001 ABCA Midwest Region Coach of the Year  
 2000 ABCA Midwest Region Coach of the Year  
 1997 Southland Coach of the Year  
 1995 Southland Coach of the Year  
 1994 NCAA Division II Coach of the Year  
 1994 ABCA Central Region Coach of the Year

## HALL OF FAME

2019 Inducted into Arkansas Sports Hall of Fame  
 2013 Inducted into Winnetonka HS HOF  
 2012 Inducted into Ban Johnson League HOF  
 2001 Inducted into Central Missouri State HOF

After 16 years as head coach of the Razorback Baseball program, Dave Van Horn has continued to elevate Arkansas into one of the nation's premier teams year in and year out. Over his 16 seasons as head Hog, Van Horn has led Arkansas to five College World Series appearances, 15 NCAA Tournament berths, one Southeastern Conference overall title, four SEC Western Division championships and a total of 643 wins, averaging more than 40 wins a season.

Ever since returning to his alma mater in 2003 to take over for retiring SEC legend Norm DeBriyn, Van Horn has continued to successfully field nationally competitive teams, while also grooming numerous All-Americans, all-conference and future Major League players.

Under his guidance, 24 Razorbacks have been named All-Americans, 33 as All-SEC players, and 101 have been picked in the MLB Draft. Those draft picks are the third-most among all active head coaches in the SEC.

Van Horn is the second-winningest coach in Arkansas history with 643 wins entering the 2019 season. Earlier this year, with a win at San Diego State, Van Horn became only the second active head coach in the SEC with 600 or more wins at their current school.

Including his years at Nebraska, Northwestern State and Central Missouri State, Van Horn has racked up 1,014 wins at four-year institutions, which is 15th-most among all active coaches. He is also one of 10 active coaches with 1,000 or more wins at four-year schools.

DVH AGAINST 2019 OPPONENTS				
	W/L	Home	Away	Neutral
Alabama	32-24	17-7	13-14	2-3
Auburn	28-20	15-9	13-11	1-0
Charlotte	2-2	1-0	0-1	1-1
Eastern Illinois	16-1	16-1	--	--
Grambling State	6-0	5-0	--	1-0
Kentucky	22-11	13-5	9-6	--
Louisiana Tech	17-4	8-2	5-3	4-0
LSU	18-39	9-5	8-16	1-8
Memphis	9-1	2-0	5-0	2-1
Mississippi State	25-27	13-11	10-14	2-2
Missouri	12-3	7-2	5-1	--
Missouri State	19-9	11-7	8-2	--
Northwestern State	4-1	4-1	--	--
Ole Miss	23-36	10-17	9-15	4-4
Oral Roberts	15-6	9-3	5-3	1-0
Southern Cal	4-2	2-1	2-1	--
Tennessee	21-13	8-5	10-7	2-1
Texas	6-4	2-0	2-3	2-1
Texas A&M	14-9	8-4	5-5	1-0
Vanderbilt	18-20	12-8	6-8	0-4
Western Illinois	9-1	9-1	--	--

VAN HORN'S CAREER NUMBERS							
Year	School	Record	Pct.	Conf.	Place	Tourn.	NCAA
1989	Texarkana CC	39-18	.684	NA	NA	NA	--
1990	Texarkana CC	44-14	.759	NA	NA	NA	--
1991	Texarkana CC	45-12	.789	NA	NA	NA	--
1992	Texarkana CC	48-10	.827	NA	1st	NA	--
1993	Texarkana CC	38-18	.678	NA	NA	NA	--
	<i>Totals</i>	<i>214-72</i>	<i>.748</i>	--	--	--	--
1994	Central Missouri State	51-11	.823	15-1	1st (Div.)	1st (4-1)	NCAA DII Champs
	<i>Totals</i>	<i>51-11</i>	<i>.823</i>	<i>15-1</i>	--	<i>1 (4-1)</i>	--
1995	Northwestern State	37-15	.711	19-5	1st	DNP (0-2)	--
1996	Northwestern State	34-27	.557	14-16	2nd (Div.)	2nd (3-2)	--
1997	Northwestern State	35-23	.603	19-9	1st	DNP (0-2)	--
	<i>Totals</i>	<i>106-65</i>	<i>.620</i>	<i>52-30</i>	--	<i>3 (3-6)</i>	--
1998	Nebraska	24-20	.545	10-13	7th	DNQ	DNQ
1999	Nebraska	42-18	.700	16-9	5th	1st (4-0)	NCAA (1-2)
2000	Nebraska	51-17	.750	21-9	2nd	1st (5-1)	NCAA (4-2)
2001	Nebraska	50-16	.758	20-8	1st	1st (4-0)	CWS (5-2)
2002	Nebraska	47-21	.691	16-11	2nd	2nd (3-1)	CWS (5-3)
	<i>Totals</i>	<i>214-92</i>	<i>.699</i>	<i>67-39</i>	--	<i>4 (16-2)</i>	<i>4 (15-9)</i>
2003	Arkansas	35-22	.612	14-16	6th West	T-7th (0-2)	NCAA (1-2)
2004	Arkansas	45-24	.652	19-11	T-1st Overall	4th (2-2)	CWS (6-3)
2005	Arkansas	39-22	.636	13-17	T-5th West	T-7th (0-2)	NCAA (2-2)
2006	Arkansas	39-21	.650	18-12	2nd West	T-7th (0-2)	NCAA (1-2)
2007	Arkansas	43-21	.672	18-12	1st West	2nd (3-1)	NCAA (2-2)
2008	Arkansas	34-24	.586	14-15	4th West	DNQ	NCAA (0-2)
2009	Arkansas	41-24	.631	14-15	4th West	4th (2-2)	CWS (7-2)
2010	Arkansas	43-21	.672	18-12	2nd West	T-7th (0-2)	NCAA (3-3)
2011	Arkansas	40-22	.645	15-15	1st West	T-3rd (2-2)	NCAA (2-2)
2012	Arkansas	46-22	.676	16-14	T-2nd West	T-9th (0-2)	CWS (7-3)
2013	Arkansas	39-22	.639	18-11	2nd West	T-3rd (2-1)	NCAA (2-2)
2014	Arkansas	40-25	.615	16-14	4th West	T-3rd (3-2)	NCAA (2-2)
2015	Arkansas	40-25	.615	17-12	3rd West	T-5th (2-2)	CWS (5-3)
2016	Arkansas	26-29	.473	7-23	7th West	DNQ	DNQ
2017	Arkansas	45-19	.703	18-11	2nd West	2nd (3-2)	NCAA (3-2)
2018	Arkansas	48-21	.696	18-12	T-1st West	T-3rd (2-1)	CWS Runner-Up (9-3)
2019	Arkansas	22-6	.840	6-3	--	--	--
	<i>Totals</i>	<i>665-370</i>	<i>.643</i>	<i>259-225</i>	--	<i>14 (21-25)</i>	<i>15 (52-35)</i>
	<i>CAREER TOTALS</i>	<i>1,250-610</i>	<i>.672</i>	<i>393-295</i>	--	<i>44-34 (.564)</i>	<i>67-44 (.604)</i>



No.	Player	Pos.	B/T	Yr.	Ht.	Wt.	Hometown/Previous School
3	Zack Gregory	INF	L/R	Fr	5-10	175	Keller, Texas / Timber Creek HS
4	Trevor Ezell	INF	S/R	R-Sr	5-8	200	Bryant, Ark. / Bryant HS/ Southeast Missouri State
5	Jacob Nesbit	INF	R/R	R-Fr	6-0	170	Coppell, Texas / Coppell HS
7	Jack Kenley	INF	L/R	Jr	6-0	180	Germantown, Tenn. / Houston HS
8	Jordan McFarland	INF/OF	R/R	Jr	6-3	210	Waterloo, Ill. / Waterloo HS
10	Matt Goodheart	INF/OF	L/R	So	6-1	180	Magnolia, Ark. / San Jacinto CC
12	Casey Opitz	C	S/R	So	5-11	175	Centennial, Colo. / Heritage HS
13	Connor Noland	RHP	R/R	Fr	6-2	215	Greenwood, Ark. / Greenwood HS
14	Caleb Denny	INF	L/R	Fr	6-2	180	Owasso, Okla. / Owasso HS
15	Casey Martin	INF	R/R	So	5-11	175	Lonoke, Ark. / Lonoke HS
16	Andrew Stanley	C	R/R	Fr	5-9	180	Searcy, Ark. / Searcy HS/IMG Academy
17	Trey Harris	OF	R/R	Fr	5-10	165	Little Rock, Ark. / Little Rock Christian Academy
18	Heston Kjerstad	OF	L/R	So	6-3	200	Amarillo, Texas / Randall HS
19	Coby Boulware	INF	R/R	So	5-9	170	Anthem, Ariz. / TCU / Boulder Creek HS
20	Elijah Trest	RHP	L/R	Fr	6-3	205	White Oak, Texas / White Oak HS
21	Jacob Burton	RHP	R/R	Fr	6-0	195	Diana, Texas / New Diana HS
22	Curtis Washington, Jr.	OF/INF	R/R	Fr	6-2	175	West Memphis, Ark. / Academies of West Memphis HS
24	Dominic Fletcher	OF	L/L	Jr	5-9	175	Cypress, Calif. / Cypress HS
25	Christian Franklin	OF	R/R	Fr	5-11	180	Overland Park, Kan. / Rockhurst HS
26	Travis Hester	RHP	R/R	Fr	6-2	195	College Station, Texas / College Station HS
27	Dillon Lifrieri	OF/INF	R/R	Fr	6-0	190	Wilton, CT. / Wilton HS
28	Kole Ramage	RHP	R/R	So	6-1	195	Southlake, Texas / Southlake Carroll HS
29	Marshall Denton	RHP	R/R	R-So	5-11	165	Beebe, Ark. / Beebe HS
31	Caleb Bolden	RHP	R/R	So	6-2	185	Texarkana, Texas / Pleasant Grove HS
32	Matt Cronin	LHP	L/L	Jr	6-2	210	Navarre, Fla. / Navarre HS
33	Patrick Wicklander	LHP	R/L	Fr	6-1	180	San Jose, Calif. / Valley Christian HS
34	Steven Sanchez	LHP	L/L	Fr	6-7	250	Mundelein, Ill. / Mundelein HS
35	Jacob Kostyshock	RHP	R/R	Jr	6-4	175	O'Fallon, Mo. / Francis Howell HS
37	Caden Monke	LHP	L/L	Fr	6-3	160	Mt. Olive, Ill. / Mt. Olive HS
39	Evan Taylor	LHP	L/L	Fr	6-4	235	Florence, Ala. / Florence HS
44	Collin Taylor	RHP	R/R	R-So	5-11	220	Florence, Ala. / Florence HS / Walters State CC
45	Kevin Kopps	RHP	R/R	R-Jr	6-0	200	Sugar Land, Texas / George Ranch HS
46	Carter Sells	RHP	R/R	Fr	6-0	190	Brentwood, Tenn. / Ravenwood HS
48	Zack Plunkett	C	R/R	R-Sr	6-2	230	Hurst, Texas / TCU / L.D. Bell HS
49	Liam Henry	LHP	L/L	Fr	6-2	175	Kansas City, Mo. / Park Hill HS
54	Will Barker	RHP	R/R	Fr.	6-2	180	Sherwood, AR / Pulaski Academy
55	Isaiah Campbell	RHP	R/R	R-Jr	6-4	235	Olathe, Kan. / Olathe South HS
57	Cody Scroggins	RHP	R/R	R-Jr	6-0	185	Bentonville, Ark. / Bentonville HS
88	Zebulon Vermillion	RHP	L/R	So	6-4	215	Prairie Village, Kan. / Shawnee Mission East HS

**Coaches and Support Staff**

Head Coach:	2 Dave Van Horn, 17th Season (Arkansas, 1988)
Assistant Coach:	30 Nate Thompson, 2nd Season (Dallas-Baptist, 2006)
Assistant Coach:	47 Matt Hobbs, 1st Season (Missouri, 2002)
Volunteer Assistant Coach:	9 Taylor Smart, 1st Season (Tennessee, 2017)
Student Assistants:	11 Harrison Heffley, 2nd Season; 6 Jared Gates, 1st Season
Director of Operations:	Clay Goodwin, 12th Season (Arkansas, 2005)
Athletic Trainer:	Corey Wood (East Carolina, 2008)
Strength & Conditioning	Blaine Kinsley (Lenoir-Rhyne, 2010)
Director of Video and Scouting	Zach Barr (Arkansas, 2017)
Managers:	Sean O'Neil, Cale Petrie, Hayden Sutton, Chandler Tolbert, Doug Willey, Phil Cebuhar

**Pronunciation Guide**

Trevor Ezell	EE-zell
Jacob Nesbit	NEZ-bit
Casey Opitz	Opitts
Heston Kjerstad	KERR-stad
Dillon Lifrieri	LIF-fury
Kole Ramage	RAM-midge
Jacob Kostyshock	Cost-EE-shock
Caden Monke	Monk



**2019 Arkansas Baseball**  
**Overall Statistics for Arkansas (as of Mar 31, 2019)**  
**(All games Sorted by Batting avg)**



Record: 22-6 Home: 16-3 Away: 6-3 SEC: 6-3

Player	avg	gp-gs	ab	r	h	2b	3b	hr	rbi	tb	slg%	bb	hp	so	gdp	ob%	sf	sh	sb-att	po	a	e	fld%	
24 Dominic Fletcher	.324	28-28	105	24	34	14	0	4	22	60	.571	16	1	18	0	.408	3	0	1-2	73	0	0	1.000	
18 Heston Kjerstad	.313	28-28	115	23	36	4	1	5	17	57	.496	7	8	26	2	.392	0	0	3-3	43	2	1	.978	
5 Jacob Nesbit	.309	28-28	94	18	29	4	0	1	20	36	.383	10	1	25	1	.370	3	4	4-6	13	32	3	.938	
7 Jack Kenley	.304	28-27	92	26	28	2	2	5	21	49	.533	18	3	24	1	.422	3	0	5-7	34	85	2	.983	
25 Christian Franklin	.294	28-25	85	16	25	3	1	4	26	42	.494	9	1	21	5	.365	1	2	6-7	48	1	2	.961	
4 Trevor Ezell	.286	28-28	98	26	28	6	1	3	15	45	.459	20	1	22	2	.408	1	5	9-9	199	18	2	.991	
15 Casey Martin	.267	28-28	120	26	32	11	0	6	22	61	.508	10	3	30	0	.338	0	3	7-9	41	59	7	.935	
-----																								
22 Curtis Washington	.455	12-1	11	5	5	0	1	0	1	7	.636	2	0	5	0	.538	0	1	1-1	2	2	2	.667	
10 Matt Goodheart	.349	23-17	63	9	22	5	0	0	12	27	.429	9	1	14	1	.438	0	1	4-5	4	0	0	1.000	
17 Trey Harris	.308	10-7	26	4	8	3	0	0	5	11	.423	2	2	2	0	.400	0	1	0-0	0	0	0	.000	
48 Zack Plunkett	.240	12-8	25	5	6	1	0	1	4	10	.400	4	3	10	0	.394	1	1	0-0	66	5	2	.973	
12 Casey Opitz	.200	24-20	65	14	13	2	0	0	12	15	.231	22	2	14	6	.407	2	1	5-5	200	19	2	.991	
8 Jordan McFarland	.138	11-7	29	3	4	0	0	0	5	4	.138	2	1	11	0	.206	2	0	1-1	12	0	0	1.000	
Totals	.291	28	928	199	270	55	6	29	182	424	.457	131	27	222	18	.388	16	19	46-55	749	247	27	.974	
Opponents	.212	28	921	108	195	29	0	17	101	275	.299	103	25	278	14	.306	7	6	17-27	711	233	35	.964	

LOB - Team (213), Opp (205). DPs turned - Team (18), Opp (21). CI - Team (0), Opp (2). IBB - Team (4), C. Martin 2, H. Kjerstad 1, C. Opitz 1. Picked off - T. Ezell 1, C. Opitz 1, M. Goodheart 1, D. Fletcher 1.

**(All games Sorted by Earned run avg)**

Player	era	w-l	app	gs	cg	sho	sv	ip	h	r	er	bb	so	2b	3b	hr	b/avg	wp	hp	bk	sfa	sha		
55 Isaiah Campbell	2.03	6-0	7	7	0	0/1	0	44.1	32	13	10	7	56	6	0	0	.200	1	1	0	0	1		
57 Cody Scroggins	3.21	2-0	7	6	0	0/1	0	28.0	21	11	10	15	38	1	0	2	.206	2	4	1	2	0		
13 Connor Noland	4.40	0-1	8	7	0	0/0	0	28.2	30	17	14	9	20	3	0	4	.254	1	2	0	1	1		
-----																								
32 Matt Cronin	0.71	1-0	11	0	0	0/2	7	12.2	4	1	1	6	21	0	0	1	.098	0	0	0	0	0		
29 Marshall Denton	1.69	1-0	10	2	0	0/0	0	10.2	11	2	2	1	8	2	0	1	.262	1	1	0	0	0		
35 Jacob Kostyshock	1.96	1-1	9	1	0	0/2	1	18.1	13	6	4	6	16	1	0	1	.191	1	2	0	1	0		
28 Kole Ramage	2.03	5-0	11	0	0	0/1	0	26.2	20	9	6	5	21	3	0	2	.204	1	0	0	0	0		
45 Kevin Kopps	3.07	1-2	12	0	0	0/2	0	14.2	12	5	5	5	18	1	0	1	.226	1	1	0	0	1		
88 Zebulon Vermillion	3.29	3-0	11	0	0	0/0	0	13.2	13	5	5	4	13	4	0	0	.245	1	2	0	1	1		
49 Liam Henry	4.50	0-0	5	0	0	0/0	0	4.0	3	2	2	1	3	0	0	1	.200	2	1	0	0	0		
33 Patrick Wicklander	5.11	2-1	11	5	0	0/1	0	24.2	16	14	14	15	37	5	0	2	.186	0	2	0	0	1		
20 Elijah Trest	5.68	0-1	6	0	0	0/1	0	6.1	7	4	4	5	6	0	0	0	.292	0	3	0	1	0		
39 Evan Taylor	6.43	0-0	8	0	0	0/1	0	7.0	3	5	5	9	13	0	0	0	.136	3	1	0	0	1		
21 Jacob Burton	6.75	0-0	6	0	0	0/0	0	5.1	7	5	4	3	4	2	0	2	.318	0	2	0	0	0		
44 Collin Taylor	6.75	0-0	2	0	0	0/0	0	1.1	1	1	1	2	0	0	0	0	.250	1	0	0	1	0		
46 Carter Sells	10.80	0-0	2	0	0	0/0	0	1.2	0	2	2	5	1	0	0	0	.000	0	0	0	0	0		
37 Caden Monke	32.40	0-0	4	0	0	0/0	0	1.2	2	6	6	5	3	1	0	0	.250	1	3	0	0	0		
Totals	3.42	22-6	28	28	0	3/3	8	249.2	195	108	95	103	278	29	0	17	.212	16	25	1	7	6		
Opponents	6.72	6-22	28	28	1	1/1	4	237.0	270	199	177	131	222	55	6	29	.291	23	27	7	16	19		

PB - Team (1), C. Opitz 1, Opp (1). Pickoffs - Team (1), C. Opitz 1, Opp (4). SBA/ATT - C. Opitz (14-23), I. Campbell (2-6), Z. Plunkett (3-4), C. Scroggins (2-4), Z. Vermillion (3-3), P. Wicklander (1-3), M. Cronin (2-2), K. Ramage (2-2), E. Trest (1-2), C. Noland (2-2), M. Denton (1-1), K. Kopps (0-1), J. Kostyshock (1-1).





**2019 Arkansas Baseball**  
**Conference statistics for Arkansas (as of Mar 31, 2019)**  
**(SEC games only Sorted by Batting avg)**



Record: 6-3 Home: 4-2 Away: 2-1 SEC: 6-3

Player	avg	gp-gs	ab	r	h	2b	3b	hr	rbi	tb	slg%	bb	hp	so	gdp	ob%	sf	sh	sb-att	po	a	e	fld%	
10 Matt Goodheart	.480	8-8	25	5	12	4	0	0	5	16	.640	6	1	3	1	.594	0	0	2-2	0	0	0	.000	
24 Dominic Fletcher	.333	9-9	36	5	12	4	0	2	8	22	.611	1	0	6	0	.351	0	0	0-0	32	0	0	1.000	
18 Heston Kjerstad	.294	9-9	34	7	10	1	0	1	4	14	.412	0	4	10	2	.368	0	0	1-1	14	0	0	1.000	
5 Jacob Nesbit	.258	9-9	31	4	8	2	0	1	4	13	.419	1	0	9	0	.273	1	0	1-2	4	9	2	.867	
15 Casey Martin	.256	9-9	39	6	10	2	0	2	4	18	.462	1	1	12	0	.293	0	0	2-2	17	16	3	.917	
7 Jack Kenley	.226	9-9	31	4	7	0	0	2	5	13	.419	3	0	12	1	.286	1	0	1-3	8	30	1	.974	
25 Christian Franklin	.207	9-9	29	3	6	0	0	1	5	9	.310	1	0	9	0	.226	1	2	1-1	27	0	1	.964	
4 Trevor Ezell	.161	9-9	31	6	5	3	0	0	2	8	.258	6	0	10	1	.297	0	1	0-0	68	5	0	1.000	
12 Casey Opitz	.111	9-9	27	2	3	0	0	0	2	3	.111	7	1	7	3	.314	0	1	0-0	66	10	1	.987	
-----																								
17 Trey Harris	.250	1-1	4	0	1	1	0	0	0	2	.500	0	0	0	0	.250	0	0	0-0	0	0	0	.000	
48 Zack Plunkett	.000	2-0	1	1	0	0	0	0	0	0	.000	0	1	1	0	.500	0	0	0-0	1	0	0	1.000	
22 Curtis Washington	.000	2-0	0	1	0	0	0	0	0	0	.000	0	0	0	0	.000	0	0	0-0	0	1	0	1.000	
Totals	.257	9	288	44	74	17	0	9	39	118	.410	26	8	79	8	.332	3	4	8-11	240	75	9	.972	
Opponents	.223	9	301	37	67	10	0	6	35	95	.316	39	5	71	2	.319	3	1	10-15	232	77	9	.972	

LOB - Team (54), Opp (72). DPs turned - Team (2), Opp (8). CI - Team (0), Opp (1). Picked off - D. Fletcher 1, C. Opitz 1.

**(SEC games only Sorted by Earned run avg)**

Player	era	w-l	app	gs	cg	sho	sv	ip	h	r	er	bb	so	2b	3b	hr	b/avg	wp	hp	bk	sfa	sha
55 Isaiah Campbell	0.86	3-0	3	3	0	0/1	0	21.0	11	2	2	4	23	2	0	0	.151	1	1	0	0	0
57 Cody Scroggins	1.93	1-0	3	3	0	0/0	0	14.0	11	4	3	10	12	0	0	1	.216	2	1	0	1	0
13 Connor Noland	4.91	0-1	3	3	0	0/0	0	11.0	14	6	6	4	7	1	0	2	.298	0	0	0	0	0
28 Kole Ramage	5.59	1-0	3	0	0	0/0	0	9.2	8	6	6	0	4	3	0	1	.216	0	0	0	0	0
-----																						
20 Elijah Trest	0.00	0-0	2	0	0	0/0	0	2.2	1	0	0	1	1	0	0	0	.125	0	2	0	0	0
29 Marshall Denton	0.00	0-0	2	0	0	0/0	0	1.1	1	0	0	0	1	1	0	0	.200	1	0	0	0	0
49 Liam Henry	0.00	0-0	1	0	0	0/0	0	1.0	0	0	0	1	0	0	0	0	.000	1	0	0	0	0
32 Matt Cronin	1.93	0-0	4	0	0	0/1	3	4.2	1	1	1	2	9	0	0	1	.067	0	0	0	0	0
35 Jacob Kostyshock	3.38	1-0	4	0	0	0/1	0	5.1	4	2	2	4	5	0	0	1	.190	1	1	0	0	0
45 Kevin Kopps	7.20	0-2	5	0	0	0/0	0	5.0	6	4	4	2	6	1	0	0	.300	1	0	0	0	1
44 Collin Taylor	9.00	0-0	1	0	0	0/0	0	1.0	1	1	1	1	0	0	0	0	.333	1	0	0	1	0
88 Zebulon Vermillion	11.57	0-0	2	0	0	0/0	0	2.1	6	3	3	1	2	1	0	0	.500	0	0	0	1	0
39 Evan Taylor	40.50	0-0	2	0	0	0/0	0	0.2	1	3	3	4	1	0	0	0	.333	1	0	0	0	0
33 Patrick Wicklander	99.00	0-0	2	0	0	0/0	0	0.1	2	5	5	5	0	1	0	0	.667	0	0	0	0	0
Totals	4.05	6-3	9	9	0	1/1	3	80.0	67	37	36	39	71	10	0	6	.223	9	5	0	3	1
Opponents	4.54	3-6	9	9	1	1/1	2	77.1	74	44	39	26	79	17	0	9	.257	4	8	0	3	4

PB - Team (1), C. Opitz 1. Pickoffs - Team (1), C. Opitz 1, Opp (2). SBA/ATT - C. Opitz (10-15), C. Scroggins (2-4), Z Vermillion (3-3), M. Cronin (2-2), I. Campbell (0-2), E. Trest (1-2), M. Denton (1-1), K. Ramage (1-1).

# A || STARTING PITCHER

## #33 PATRICK WICKLANDER

LHP • 6-1 • 175 • FRESHMAN  
SAN JOSE, CALIF.  
VALLEY CHRISTIAN HS



### SEASON HIGHS

Category	High	Opponent (Last)	Date
Innings	5.0	2x (Western Illinois)	3/12/19
Longest Start	5.0	2x (Western Illinois)	3/12/19
Shortest Start	3.0	Memphis	2/27/19
Longest Relief	2.1	Eastern Illinois	2/17/19
Hits	5	at No. 9 Texas	3/19/19
Runs	4	at No. 9 Texas	3/19/19
Earned Runs	4	at No. 9 Texas	3/19/19
Walks	3	2x (at Alabama)	3/23/19
Strikeouts	8	2x (Western Illinois)	3/12/19

### 2019 HIGHLIGHTS

- Struck out four batters in his first career appearance (vs. Eastern Illinois), including striking out the side in his first inning on 10 pitches.
- Made two appearances at USC, throwing 2.0 innings and giving up two earned runs with two strikeouts.
- Made his first career start against Memphis (Feb. 27), throwing a season-high three innings and striking out four batters for the second time.
- Had his best outing against Charlotte (March 6), going a season-long five innings and allowing only one hit and striking out a season-high eight.
- Matched that best outing the next week against Western Illinois, earning his second victory and walking only one.
- Faced six batters in his fifth start of the year against Missouri St. (March 26) and struck out the final five batters he faced.

### WICKLANDER'S CAREER APPEARANCES

Patrick Wicklander 2019 Game-By-Game (Freshman)  
(11 Appearances, 5 Starts)

Date	Opponent	IP	H	R-ER	BB	K	Result
2/17/19	Eastern Illinois	2.1	2	1-1	0	4	ND
2/21/19	at USC	0.0	0	0-0	2	0	ND
2/23/19	at USC	2.0	2	2-2	0	2	L, 0-1
2/27/19	Memphis*	3.0	3	2-2	1	4	ND
3/2/19	Stony Brook	1.0	0	0-0	2	3	ND
3/6/19	Charlotte*	5.0	1	0-0	3	8	W, 1-1
3/12/19	Western Illinois*	5.0	1	0-0	1	8	W, 2-1
3/19/19	at #9 Texas*	4.0	5	4-4	1	3	ND
3/23/19	at Alabama	0.0	0	3-3	3	0	ND
3/26/19	at Missouri St.*	2.0	0	0-0	0	5	ND
3/31/19	#21 Ole Miss	0.1	2	2-2	2	0	ND
<b>TOTALS</b>	<b>11 G, 5 GS</b>	<b>24.2</b>	<b>16</b>	<b>14-14</b>	<b>15</b>	<b>32</b>	<b>2-1</b>



**RECORD RUNDOWN**

Overall	22-6
vs. Top-5 Teams	0-0
vs. Top-10 Teams	1-1
vs. Top-25 Teams	2-3
vs. Unranked Teams	20-3
At home	16-3
On the road	6-3
At neutral sites	0-0
In day games	13-4
In night games	9-2
In extra innings	0-1
Vs. teams .500 or better	13-5
Vs. teams .500 or worse	9-1
Vs. left-handed starter	8-3
Vs. right-handed starter	14-3
When starter receives decision	11-1
When reliever receives decision	11-5
When starter goes 5+ innings	13-1
When starter goes less than 5 innings	9-5
When scoring first	19-1
When opponent scores first	3-5
When leading after 6 innings	21-0
When trailing after 6 innings	0-4
When tied after 6 innings	1-2
When leading after 8 innings	21-0
When trailing after 8 innings	0-5
When tied after 8 innings	1-1
In one-run games	4-2
In two-run games	5-1
Series W-L-T	7-1-1
Series sweeps/times swept	4/0
When scoring 0-2 runs	1-2
When scoring 3-5 runs	7-2
When scoring 6-9 runs	6-2
When scoring 10+ runs	8-0
Shutouts vs. times shut out	3/1
When opponent scores 5 runs or less	19-1
When opponent scores 5 runs or more	3-5
When collecting 0-3 hits	0-0
When collecting 4-6 hits	6-2
When collecting 7-9 hits	6-1
When collecting 10-12 hits	5-2
When collecting 13+ hits	5-1
When out-hitting opponent	16-3
When out-hit by opponent	4-3
When hits are equal	2-0
When hitting a home run	11-4
When opponent hits a home run	7-5
When errorless	9-1
When committing one error	7-4
When committing 2+ errors	6-1
When opponent is errorless	5-2
Vs. SEC	6-3
Vs. SEC East	3-0
Vs. SEC West	3-3
Vs. non-conference	16-3
Game 1 of weekend series	7-0
Game 2 of weekend series	4-3
Game 3 of weekend series	6-2
In February	6-1
In March	16-5
In April	0-0
In May	0-0
In June	0-0

**MULTIPLE-HIT GAMES**

Name	2	3	4	5+	Total
Dominic Fletcher	7	3	--	--	10
Heston Kjerstad	4	5	1	--	10
Casey Martin	7	2	--	--	9
Jacob Nesbit	7	1	--	--	8
Trevor Ezell	6	2	--	--	8
Jack Kenley	7	1	--	--	8
Christian Franklin	5	2	--	--	7
Matt Goodheart	6	1	--	--	7
Jordan McFarland	1	--	--	--	1
Zack Plunkett	1	--	--	--	1

**CAREER MULTIPLE-HIT GAMES**

Name	2016	2017	2018	2019	Total
Casey Martin	--	--	29	9	38
Jordan McFarland	--	7	9	1	17
Jack Kenley	--	1	2	8	11
Dominic Fletcher	--	18	23	10	51
Casey Opitz	--	--	2	1	3
Heston Kjerstad	--	--	24	10	34
Zack Plunkett	--	--	--	1	1
Trevor Ezell	25	3	24	8	76
Jacob Nesbit	--	--	--	8	8

**MULTIPLE-RBI GAMES**

Name	2	3	4	5+	Total
Christian Franklin	3	4	1	--	8
Casey Martin	3	3	--	--	6
Jacob Nesbit	4	2	--	--	6
Dominic Fletcher	4	2	--	--	6
Jack Kenley	3	1	--	1	5
Heston Kjerstad	3	--	1	--	4
Trevor Ezell	1	2	--	--	3
Matt Goodheart	1	1	--	--	2
Casey Opitz	1	1	--	--	2

**HITTING STREAKS**

Name	CURRENT	2019	CAREER
Dominic Fletcher	1	7	8
Matt Goodheart	1	4	4
Jack Kenley	2	4	4
Heston Kjerstad	1	5	14
Casey Martin	6	9	13
Trevor Ezell	--	6	6
Christian Franklin	3	5	5
Casey Opitz	--	5	5
Jacob Nesbit	--	15	15

**REACHED BASE**

Name	CURRENT	2019	CAREER
Casey Martin	7	11	25
Heston Kjerstad	2	11	16
Dominic Fletcher	6	9	13
Jordan McFarland	--	1	10
Jack Kenley	2	8	8
Casey Opitz	--	10	10
Trevor Ezell	1	13	13
Zack Plunkett	1	7	7
Matt Goodheart	6	6	6
Jacob Nesbit	--	24	24
Christian Franklin	4	5	5

**HOME RUNS**

Career Home Runs	SOLO	2R	3R	GS	Total
Dominic Fletcher	16	6	4	--	26
Heston Kjerstad	11	5	2	--	18
Casey Martin	7	6	4	--	17
Jordan McFarland	2	--	--	1	3
Zack Plunkett	1	--	--	--	1
Trevor Ezell	2	1	--	--	19
Christian Franklin	2	--	1	--	3
Jack Kenley	2	3	--	--	5
Jacob Nesbit	--	1	--	--	1

**BREAKDOWN**

Total	29
At Baum Stadium	19
On The Road	10
At Neutral Site	0
Vs. RHP	21
Vs. LHP	8
w/ 0 Outs	10
w/ 1 Out	10
w/ 2 Outs	9
Solo	15
Two-Run	10
Three-Run	3
Grand Slam	1
Back-To-Back	0
Pinch-Hit	0
Walk-Off	0
Before the 7th Inning	22
7th Inning and Beyond	7
Opponent Total	15
Last HR Given Up	March 31 vs. Ole Miss
Longest Stretch Without HR Allowed	4
Current Streak of No HR Allowed	0

**HOME RUN TRACKER**

Player	Date	Opp.	On Base-Outs
T. Ezell	Feb. 16	E. Illinois	0-2
C. Franklin	Feb. 16	E. Illinois	2-1
H. Kjerstad	Feb.16	E. Illinois	1-1
J. Kenley	Feb. 16	E. Illinois	0-0
C. Martin	Feb. 22	at USC	1-0
D. Fletcher	Feb. 23	at USC	0-1
T. Ezell	March 2	Stony Brook	1-2
J. Kenley	March 2	Stony Brook	1-1
C. Franklin	March 2	Stony Brook	0-2
J. Kenley	March 2	Stony Brook	1-2
T. Ezell	March 6	Charlotte	0-0
D. Fletcher	March 6	Charlotte	1-1
Z. Plunkett	March 9	La. Tech	0-0
C. Martin	March 9	La. Tech	2-1
C. Martin	March 10	La. Tech	2-2
C. Martin	March 12	Western Illinois	0-1
H. Kjerstad	March 12	Western Illinois	1-0
J. Kenley	March 17	Missouri	0-0
C. Franklin	March 19	Texas	3-1
H. Kjerstad	March 19	Texas	0-2
H. Kjerstad	March 22	Alabama	0-1
J. Nesbit	March 22	Alabama	1-1
D. Fletcher	March 22	Alabama	0-2
C. Martin	March 24	Alabama	0-0
D. Fletcher	March 24	Alabama	0-2
H. Kjerstad	March 26	Missouri St.	0-0
J. Kenley	March 30	Ole Miss	1-0
C. Franklin	March 30	Ole Miss	0-2
C. Martin	March 31	Ole Miss	1-1



# || BY THE NUMBERS

## STARTERS GAME-BY-GAME

Opponent	W-L	IP	H	R	ER	BB	K
East. Illinois	W	5.0	5	3	3	0	5
East. Illinois	--	4.2	4	1	0	2	4
East. Illinois	--	5.0	2	1	1	0	4
@ USC	--	3.2	1	3	3	2	8
@ USC	W	5.1	6	6	3	2	5
@ USC	--	4.0	3	2	2	2	2
Memphis	--	3.0	3	2	2	1	4
Stony Brook	W	7.0	3	0	0	1	13
Stony Brook	--	3.1	5	3	3	1	5
Stony Brook	--	3.0	6	3	3	1	1
Charlotte	CANCELLED						
Charlotte	W	5.0	1	0	0	3	8
La. Tech	--	6.0	7	2	2	0	10
La. Tech	--	5.0	3	4	3	1	3
La. Tech	W	6.0	2	0	0	1	11
W. Illinois	W	5.0	1	0	0	1	8
W. Illinois	W	3.0	2	0	0	0	3
Missouri	W	7.0	2	0	0	1	11
Missouri	--	4.2	4	1	1	1	4
Missouri	--	5.0	3	0	0	2	7
@ Texas	--	4.0	5	4	4	1	3
@ Texas	--	2.0	1	0	0	1	1
@ Alabama	W	7.0	5	0	0	1	7
@ Alabama	L	1.2	3	3	3	2	0
@ Alabama	W	5.0	3	2	1	3	3
@ Missouri St.	--	2.0	0	0	0	0	5
Ole Miss	W	7.0	4	2	2	2	5
Ole Miss	--	4.2	7	2	2	1	3
Ole Miss	--	4.0	5	2	2	5	2
Little Rock	--	--	--	--	--	--	--
@ Auburn	--	--	--	--	--	--	--
@ Auburn	--	--	--	--	--	--	--
@ Auburn	--	--	--	--	--	--	--
Oral Roberts	--	--	--	--	--	--	--
@ Vanderbilt	--	--	--	--	--	--	--
@ Vanderbilt	--	--	--	--	--	--	--
@ Vanderbilt	--	--	--	--	--	--	--
Ark. Pine Bluff	--	--	--	--	--	--	--
Mississippi St.	--	--	--	--	--	--	--
Mississippi St.	--	--	--	--	--	--	--
Mississippi St.	--	--	--	--	--	--	--
NW State	--	--	--	--	--	--	--
NW State	--	--	--	--	--	--	--
Tennessee	--	--	--	--	--	--	--
Tennessee	--	--	--	--	--	--	--
Tennessee	--	--	--	--	--	--	--
Grambling St.	--	--	--	--	--	--	--
@ Kentucky	--	--	--	--	--	--	--
@ Kentucky	--	--	--	--	--	--	--
@ Kentucky	--	--	--	--	--	--	--
LSU	--	--	--	--	--	--	--
LSU	--	--	--	--	--	--	--
LSU	--	--	--	--	--	--	--
@ Texas A&M	--	--	--	--	--	--	--
@ Texas A&M	--	--	--	--	--	--	--
@ Texas A&M	--	--	--	--	--	--	--

## BULLPEN GAME-BY-GAME

Opponent	W-L	IP	H	R	ER	BB	K
East. Illinois	--	4.0	6	4	4	2	3
East. Illinois	W	4.1	5	1	0	2	5
East. Illinois	W	4.0	4	2	2	1	5
@ USC	W	5.1	3	0	0	2	6
@ USC	--	3.2	3	0	0	0	1
@ USC	L	5.2	6	4	4	0	5
Memphis	W	6.0	3	1	1	1	8
Stony Brook	S	2.0	3	1	1	1	5
Stony Brook	W-S	5.2	3	0	0	1	6
Stony Brook	W	6.0	4	4	4	6	9
Charlotte	CANCELLED						
Charlotte	--	4.0	2	2	2	3	6
La. Tech	W	3.0	0	0	0	1	4
La. Tech	L	4.0	8	8	4	1	6
La. Tech	--	3.0	1	0	0	2	5
W. Illinois	--	4.0	0	0	0	2	6
W. Illinois	--	5.0	2	1	1	1	7
Missouri	S	2.0	0	0	0	2	4
Missouri	W-S	4.1	3	2	2	0	2
Missouri	W	4.0	2	2	2	1	4
@ Texas	W	5.0	1	0	0	1	6
@ Texas	L	6.0	5	7	6	13	4
@ Alabama	--	2.0	2	3	3	2	1
@ Alabama	--	6.1	6	7	7	5	2
@ Alabama	--	4.0	2	0	0	2	7
@ Missouri St.	W	7.0	7	2	2	3	5
Ole Miss	S	2.0	2	1	1	2	3
Ole Miss	L	4.1	5	2	2	0	2
Ole Miss	L	5.0	9	8	8	7	4
Little Rock	--	--	--	--	--	--	--
@ Auburn	--	--	--	--	--	--	--
@ Auburn	--	--	--	--	--	--	--
@ Auburn	--	--	--	--	--	--	--
Oral Roberts	--	--	--	--	--	--	--
@ Vanderbilt	--	--	--	--	--	--	--
@ Vanderbilt	--	--	--	--	--	--	--
@ Vanderbilt	--	--	--	--	--	--	--
Ark. Pine Bluff	--	--	--	--	--	--	--
Mississippi St.	--	--	--	--	--	--	--
Mississippi St.	--	--	--	--	--	--	--
Mississippi St.	--	--	--	--	--	--	--
NW State	--	--	--	--	--	--	--
NW State	--	--	--	--	--	--	--
Tennessee	--	--	--	--	--	--	--
Tennessee	--	--	--	--	--	--	--
Tennessee	--	--	--	--	--	--	--
Grambling St.	--	--	--	--	--	--	--
@ Kentucky	--	--	--	--	--	--	--
@ Kentucky	--	--	--	--	--	--	--
@ Kentucky	--	--	--	--	--	--	--
LSU	--	--	--	--	--	--	--
LSU	--	--	--	--	--	--	--
LSU	--	--	--	--	--	--	--
@ Texas A&M	--	--	--	--	--	--	--
@ Texas A&M	--	--	--	--	--	--	--
@ Texas A&M	--	--	--	--	--	--	--

## RECORD PER STARTER

Pitcher (Total Starts)	Record
Isaiah Campbell (7)	7-0
Connor Noland (7)	3-4
Jacob Kostyshock (1)	1-0
Cody Scroggins (6)	5-1
Patrick Wicklander (5)	5-0
Marshall Denton (2)	1-1

## QUALITY STARTS

Pitcher (Total Starts)	QS	Record
Isaiah Campbell (7)	5	5-0
Cody Scroggins (5)	1	1-0

## RUN SUPPORT

Pitcher (Total Starts)	Runs	Per Start
Isaiah Campbell (7)	49	7.0
Connor Noland (7)	45	6.4
Cody Scroggins (6)	39	6.5
Jacob Kostyshock (1)	3	3.0
Patrick Wicklander (5)	46	9.2
Marshall Denton (2)	17	8.5



2019 RECORD: 22-6 • HOME: 16-3 • AWAY: 6-3 • NEUTRAL: 0-0 • SEC: 6-3 • NCAA TOURNAMENT: 0-0

Date	Opposing team	1	2	3	4	5	6	7	8	9
Feb. 16, 2019	EASTERN ILLINOIS -1	Martin	Kjerstad	Ezell	Fletcher	Goodheart	Opitz	Kenley	Nesbit	Franklin
Feb. 16, 2019	EASTERN ILLINOIS - 2	Martin	Kjerstad	Ezell	Fletcher	Goodheart	McFarland	Kenley	Plunkett	Nesbit
Feb. 17, 2019	EASTERN ILLINOIS	Martin	Kjerstad	Ezell	Fletcher	Goodheart	Opitz	Kenley	McFarland	Nesbit
Feb. 21, 2019	at USC	Martin	Kjerstad	Ezell	Fletcher	Goodheart	Opitz	Kenley	Nesbit	Franklin
Feb. 22, 2019	at USC	Martin	Kjerstad	Ezell	Fletcher	Goodheart	Opitz	Kenley	Nesbit	Franklin
Feb. 23, 2019	at USC	Martin	Kjerstad	Ezell	Fletcher	McFarland	Kenley	Plunkett	Nesbit	Franklin
Feb. 27, 2019	MEMPHIS	Martin	Kjerstad	Ezell	Fletcher	Harris	Plunkett	Kenley	Nesbit	Franklin
March 1, 2019	STONY BROOK-1	Martin	Kjerstad	Ezell	Fletcher	Goodheart	Opitz	Kenley	Nesbit	Franklin
March 1, 2019	STONY BROOK-2	Martin	Kjerstad	Ezell	Fletcher	McFarland	Plunkett	Kenley	Nesbit	Franklin
March 2, 2019	STONY BROOK	Martin	Kjerstad	Ezell	Fletcher	Opitz	Harris	Kenley	Nesbit	Franklin
March 6, 2019	CHARLOTTE	Martin	Kjerstad	Ezell	Fletcher	Opitz	Harris	Kenley	Nesbit	Franklin
March 8, 2019	LOUISIANA TECH	Martin	Kjerstad	Ezell	Fletcher	Opitz	Goodheart	Kenley	Nesbit	Franklin
March 9, 2019	LOUISIANA TECH	Martin	Kjerstad	Ezell	Fletcher	Harris	Plunkett	Franklin	Kenley	Nesbit
March 10, 2019	LOUISIANA TECH	Martin	Kjerstad	Ezell	Fletcher	Opitz	Harris	Kenley	Nesbit	Franklin
March 12, 2019	WESTERN ILLINOIS	Martin	Kjerstad	Ezell	Fletcher	Harris	Opitz	McFarland	Nesbit	Franklin
March 13, 2019	WESTERN ILLINOIS	Martin	Kjerstad	Ezell	Fletcher	McFarland	Kenley	Plunkett	Nesbit	Washington, Jr.
March 15, 2019	MISSOURI*	Martin	Kjerstad	Ezell	Fletcher	Opitz	Goodheart	Kenley	Nesbit	Franklin
March 16, 2019	MISSOURI*	Martin	Kjerstad	Ezell	Fletcher	Opitz	Goodheart	Kenley	Nesbit	Franklin
March 17, 2019	MISSOURI*	Martin	Kjerstad	Ezell	Fletcher	Opitz	Goodheart	Kenley	Nesbit	Franklin
March 19, 2019	at Texas	Martin	Kjerstad	Ezell	Fletcher	Opitz	Goodheart	Kenley	Nesbit	Franklin
March 20, 2019	at Texas	Martin	Kjerstad	Ezell	Fletcher	McFarland	Kenley	Nesbit	Plunkett	Franklin
March 22, 2019	at Alabama*	Martin	Kjerstad	Ezell	Fletcher	Opitz	Goodheart	Kenley	Nesbit	Franklin
March 23, 2019	at Alabama*	Martin	Kjerstad	Ezell	Fletcher	Opitz	Harris	Kenley	Nesbit	Franklin
March 24, 2019	at Alabama*	Martin	Kjerstad	Ezell	Fletcher	Opitz	Goodheart	Kenley	Nesbit	Franklin
March 26, 2019	at Missouri State	Martin	Kjerstad	Ezell	Fletcher	Goodheart	Kenley	Nesbit	Plunkett	Franklin
March 29, 2019	OLE MISS*	Martin	Kjerstad	Ezell	Fletcher	Goodheart	Kenley	Nesbit	Opitz	Franklin
March 30, 2019	OLE MISS*	Martin	Kjerstad	Ezell	Fletcher	Goodheart	Kenley	Nesbit	Opitz	Franklin
March 31, 2019	OLE MISS*	Martin	Kjerstad	Ezell	Fletcher	Goodheart	Kenley	Opitz	Nesbit	Franklin



# || GAME-BY-GAME DEFENSIVE LINEUPS

2019 RECORD: 22-6 • HOME: 16-3 • AWAY: 6-3 • NEUTRAL: 0-0 • SEC: 6-3 • NCAA TOURNAMENT: 0-0

Date	Opposing team	C	1B	2B	3B	SS	LF	CF	RF	DH
Feb. 16, 2019	EASTERN ILLINOIS -1	Opitz	Ezell	Kenley	Nesbit	Martin	Franklin	Fletcher	Kjerstad	Goodheart
Feb. 16, 2019	EASTERN ILLINOIS - 2	Plunkett	Ezell	Kenley	Nesbit	Martin	Goodheart	Fletcher	Kjerstad	McFarland
Feb. 17, 2019	EASTERN ILLINOIS	Opitz	Ezell	Kenley	Nesbit	Martin	Goodheart	Fletcher	Kjerstad	McFarland
Feb. 21, 2019	at USC	Opitz	Ezell	Kenley	Nesbit	Martin	Franklin	Fletcher	Kjerstad	Goodheart
Feb. 22, 2019	at USC	Opitz	Ezell	Kenley	Nesbit	Martin	Franklin	Fletcher	Kjerstad	Goodheart
Feb. 23, 2019	at USC	Plunkett	Ezell	Kenley	Nesbit	Martin	Franklin	Fletcher	Kjerstad	McFarland
Feb. 27, 2019	MEMPHIS	Plunkett	Ezell	Kenley	Nesbit	Martin	Franklin	Fletcher	Kjerstad	Harris
March 1, 2019	STONY BROOK-1	Opitz	Ezell	Kenley	Nesbit	Martin	Franklin	Fletcher	Kjerstad	Goodheart
March 1, 2019	STONY BROOK-2	Plunkett	Ezell	Kenley	Nesbit	Martin	Franklin	Fletcher	Kjerstad	McFarland
March 2, 2019	STONY BROOK	Opitz	Ezell	Kenley	Nesbit	Martin	Franklin	Fletcher	Kjerstad	Harris
March 6, 2019	CHARLOTTE	Opitz	Ezell	Kenley	Nesbit	Martin	Franklin	Fletcher	Kjerstad	Harris
March 8, 2019	LOUISIANA TECH	Opitz	Ezell	Kenley	Nesbit	Martin	Franklin	Fletcher	Kjerstad	Goodheart
March 9, 2019	LOUISIANA TECH	Plunkett	Ezell	Kenley	Nesbit	Martin	Franklin	Fletcher	Kjerstad	Harris
March 10, 2019	LOUISIANA TECH	Opitz	Ezell	Kenley	Nesbit	Martin	Franklin	Fletcher	Kjerstad	Harris
March 12, 2019	WESTERN ILLINOIS	Opitz	McFarland	Ezell	Nesbit	Martin	Franklin	Fletcher	Kjerstad	Harris
March 13, 2019	WESTERN ILLINOIS	Plunkett	Ezell	Kenley	Nesbit	Martin	Washington, Jr.	Fletcher	Kjerstad	McFarland
March 15, 2019	MISSOURI*	Opitz	Ezell	Kenley	Nesbit	Martin	Franklin	Fletcher	Kjerstad	Goodheart
March 16, 2019	MISSOURI*	Opitz	Ezell	Kenley	Nesbit	Martin	Franklin	Fletcher	Kjerstad	Goodheart
March 17, 2019	MISSOURI*	Opitz	Ezell	Kenley	Nesbit	Martin	Franklin	Fletcher	Kjerstad	Goodheart
March 19, 2019	at Texas	Opitz	Ezell	Kenley	Nesbit	Martin	Franklin	Fletcher	Kjerstad	Goodheart
March 20, 2019	at Texas	Plunkett	Ezell	Kenley	Nesbit	Martin	Franklin	Fletcher	Kjerstad	McFarland
March 22, 2019	at Alabama*	Opitz	Ezell	Kenley	Nesbit	Martin	Franklin	Fletcher	Kjerstad	Goodheart
March 23, 2019	at Alabama*	Opitz	Ezell	Kenley	Nesbit	Martin	Franklin	Fletcher	Kjerstad	Harris
March 24, 2019	at Alabama*	Opitz	Ezell	Kenley	Nesbit	Martin	Franklin	Fletcher	Kjerstad	Goodheart
March 26, 2019	at Missouri State	Opitz	Ezell	Kenley	Nesbit	Martin	Franklin	Fletcher	Kjerstad	Goodheart
March 29, 2019	OLE MISS*	Opitz	Ezell	Kenley	Nesbit	Martin	Franklin	Fletcher	Kjerstad	Goodheart
March 30, 2019	OLE MISS*	Opitz	Ezell	Kenley	Nesbit	Martin	Franklin	Fletcher	Kjerstad	Goodheart
March 31, 2019	OLE MISS*	Opitz	Ezell	Kenley	Nesbit	Martin	Franklin	Fletcher	Kjerstad	Goodheart



## THE LAST TIME AN ARKANSAS PLAYER...

4 Hits in a game	Heston Kjerstad vs. Western Illinois, March 12, 2019
5 Hits in a game	Andy Wilkins at No. 9 Oklahoma (Norman Regional), May 31, 2009
6 Hits in a game	Jeremy Jackson vs. Northeastern (Okla.), April 16, 1997
2 Hits in an inning	Casey Opitz vs. Eastern Illinois, Feb. 16, 2019
2 Doubles in a game	Casey Martin vs. #21 Ole Miss, March 30, 2019
3 Doubles in a game	Carson Shaddy vs. Nebraska, March 4, 2017
4 Doubles in a game	Rodney Nye vs. La. Tech, March 31, 1998
2 Triples in a game	Jax Biggers vs. Auburn (SEC Tournament), May 25, 2017
Led off a game with a HR	Casey Martin at Alabama, March 24, 2019
2 Home runs in a game	Jack Kenley vs. Stony Brook, March 2, 2019
3 Home runs in a game	Chad Spanberger vs. Auburn (SEC Tournament), May 26, 2017
Grand Slam	Christian Franklin at #9 Texas, March 19, 2019
HR in consecutive AB	Jack Kenley vs. Stony Brook, March 2, 2019
HR in 4 straight games	Aaron Murphree vs. OSU, So. Dakota St. & Siena, March 2-8, 2008
HR in 5 straight games	Aaron Murphree vs. OSU, So. Dakota St. & Siena, March 2-8, 2008
HR in 6 straight games	Aaron Murphree vs. OSU, So. Dakota St. & Siena, March 2-9, 2008
Pinch-hit home run	Evan Lee at Mississippi State, April 21, 2018
Inside the park home run	Casey Martin vs. Louisiana Tech, March 10, 2019
Back-to-Back Home Runs	Jared Gates & Evan Lee at #2 Florida, March 25, 2018
4 Runs in a game	Luke Bonfield vs. Nebraska, March 4, 2017
5 Runs in a game	Eric Cole vs South Carolina (NCAA Super), June 11, 2018
6 Runs in a game	Jeremy Jackson vs. Northeastern (Okla.), April 16, 1997
4 RBI in a game	Heston Kjerstad at Alabama, March 22, 2019
5 RBI in a game	Jack Kenley vs. Stony Brook, March 2, 2019
6 RBI in a game	Casey Martin vs. Dayton, Feb. 28, 2018
7 RBI in a game	Chad Spanberger vs. Auburn (SEC Tournament), May 25, 2017
8 RBI in a game	Rodney Nye vs. ORU, April 14, 1999
9 RBI in a game	Ryan Lundquist vs. Central Missouri St., March 4, 1997
2 Stolen bases in a game	Jack Kenley vs. Stony Brook, March 1, 2019
3 Stolen bases in a game	Andrew Benintendi vs Stephen F. Austin, April 15, 2015
4 Stolen bases in a game	Logan Forsythe vs. Ole Miss, May 19, 2007
Stole home	Bobby Wernes vs. Ole Miss, March 28, 2015
2 Errors in a game	Casey Martin at Alabama, March 24, 2019
3 Errors in a game	Bobby Wernes, at LSU, April 12, 2014
4 Errors in a game	Chris Shaddy vs. TCU, April 27, 1980
9-Inning no-hitter	Scott Roehl vs. Kansas St., March 20, 2001
9-Inning combined no-hitter	Nick Schmidt (6.0), Brian McLelland (1.0) & Devin Collis (2.0) vs. Oklahoma State, February 12, 2006
7-inning combined no-hitter	D. Taccolini (2.0), M. Cronin (3.0), & J. Alberius (2) vs. Auburn (SEC Tournament), May 25, 2017
1-Hitter	Trevor Stephan (7.0) at Tennessee, May 6, 2017
1-Hitter combined	P. Wicklander (5.0 IP, 1 H), K. Ramage (1.0 IP), J. Kostyshock (1.0 IP), K. Kopps (1.0 IP), M. Cronin (1.0 IP)
2-Hitter	Kacey Murphy vs. Florida (SEC Tournament), May 27, 2017
2-Hitter combined	I. Campbell (7.0 IP, 2 H), J. Kostyshock (1.0 IP, 0 H), M. Cronin (1.0 IP, 0 H)
3-Hitter	Ryne Stanek (9.0 IP), at No. 6 South Carolina, March 23, 2013
3-Hitter combined	Isaiah Campbell (5.0 IP, 2 H) and Matt Cronin (2.0 IP, 1 H) vs. S. Carolina, April 14, 2018
Complete game	Kacey Murphy vs. Florida (SEC Tournament), May 27, 2017
Complete-game shutout	Kacey Murphy vs. Florida (SEC Tournament), May 27, 2017
10-inning or more start	Dominic Taccolini at #12 Kentucky (10 innings), April 22, 2016
Had 10 strikeouts	Isaiah Campbell vs. Louisiana Tech, March 8, 2019
Had 11 strikeouts	Isaiah Campbell vs. Missouri, March 15, 2019
Had 12 strikeouts	Trevor Stephan vs. Oral Roberts (NCAA Regional), June 2, 2017
Had 13 strikeouts	Isaiah Campbell vs. Stony Brook, March 1, 2019
Had 14 strikeouts	David Walling vs. South Carolina, May 16, 1999
Had 15 strikeouts	Nick Schmidt vs. Auburn, May 18, 2006
Had 16 strikeouts	David Walling vs. Eastern Illinois, Feb. 20, 1998
Had 17 strikeouts	Jess Todd vs. South Carolina (SEC Tournament), May 24, 2007

## THE LAST TIME AN ARKANSAS TEAM...

Scored 10 runs	at Alabama, March 24, 2019
Scored 11 runs	at #9 Texas, March 19, 2019
Scored 12 runs	at Alabama, March 22, 2019
Scored 13 runs	vs. South Carolina (SEC Tournament), May 23, 2018
Scored 14 runs	vs. South Carolina (NCAA Super), June 11, 2018
Scored 15 runs	vs. Stony Brook, March 2, 2019
Scored 16 runs	vs. No. 4 Kentucky, March 17, 2018
Scored 17 runs	vs. Villanova, February 19, 2012
Scored 18 runs	vs. Dayton, Feb. 28, 2018
Scored 19 runs	vs. Grambling State (Fayetteville Regional), June 4, 2010
Scored 20 runs	vs. Mississippi Valley State, Feb. 24, 2016
Scored 21 runs	vs. Mississippi Valley State, Feb. 23, 2016
Scored 22 runs	vs. Louisiana Tech, Feb. 14, 2004
Scored 23 runs	Never
Scored 24 runs	Missouri Southern, Feb. 11, 1998
Scored 25 runs	Missouri Southern, Feb. 4, 2001
Scored 26 runs	vs. Iowa (in Arlington, Texas), Feb. 14, 1997
Scored 27 runs	Never
Scored 28 runs	vs. Wisconsin-Milwaukee (2), Feb. 18, 2007
Scored 29 runs	Morningside, April 6, 1968
Scored 30 runs	at South Carolina, March 30, 1997
Scored 31-32 runs	32 vs. Bucknell, Feb. 17, 2018
Scored 33 + runs	33 vs. Southwest Baptist, March 21, 1984
Had 14 hits	at Alabama, March 24, 2019
Had 15 hits	at Alabama, March 22, 2019
Had 16 hits	vs. ULM, March 7, 2017
Had 17 hits	vs. No. 13 Auburn, April 7, 2018
Had 18 hits	vs. Eastern Illinois, Feb. 16, 2019
Had 19 hits	vs. No. 4 Kentucky, March 17, 2018
Had 20 hits	vs. Dayton, Feb. 28, 2018
Had 21 hits	Kentucky, April 28, 2001
Had 22 hits	vs. Bucknell, Feb. 17, 2018
Had 23 hits	Centenary, March 31, 1999
Had 24 hits	Georgia, March 17, 2001
Had 25 hits	at Centenary, March 23, 2005
Had 26-29 hits	28 at South Carolina, March 30, 1997
Had 30 hits	vs. Saint Louis, April 7, 2010
Had 31+ hits	32 vs. Southwest Baptist, March 21, 1984
Hit four or more home runs in a game	6 - Jared Gates, Luke Bonfield, Carson Shaddy, Dominic Fletcher, Grant Koch, Casey Martin vs. Bucknell, Feb. 17, 2018
	5 - Biggers, Martin, Bonfield, Shaddy (2) vs. No. 4 Kentucky, March 17, 2018
	4 - Kjerstad (2), Shaddy, Biggers vs. Oral Roberts (NCAA Regional), June 1, 2018
	4 - Casey Martin, Jordan McFarland (2), Carson Shaddy vs. Kent State, March 11, 2018
	4 - E. Cole, H. Kjerstad, D. Fletcher, G. Koch at #4 Ole Miss, March 31, 2018
	4 - T. Ezell, H. Kjerstad, C. Franklin, J. Kenley vs. E. Illinois, Feb. 16, 2019
4 Errors in a game	vs. ULM, April 3, 2018
5 Errors in a game	vs. South Carolina (SEC Tournament), May 23, 2018
6 Errors in a game	vs. Eastern Illinois, March 5, 2016
7 Errors in a game	vs. La. Tech, March 20, 2001
Was Shutout	at Alabama, March 23, 2019
Was Shutout Back-to-Back	vs. LSU, April 23-24, 2005 (7-0, 6-0)
Held to 1 hit	vs. Missouri State, May 17, 2016
Held to 2 hits	vs. Oregon State, June 28, 2018
Held to 3 hits	vs. LSU, May 26, 2018 (2-1)
Did not strikeout	vs. Eastern Illinois, Feb. 16, 2019
Swept an SEC Home Series (three games)	vs. Missouri, March 15-17, 2019
Swept an SEC Road Series (three games)	at Alabama, April 30-May 2, 2015
Was Swept in SEC Home Series	vs. Alabama, May 13-15, 2016
Was Swept in SEC Road Series	at Mississippi State, April 20-21, 2018
Swept a Non-conference Home Series	vs. Western Illinois, March 12-13, 2019
Swept a Non-conference Road Series	at McNeese State, March 23-24, 2010
Was Swept in a Non-conference Home Series	Gonzaga, March 10-11, 2015
Was Swept in a Non-conference Road Series	at Nebraska, April 16, 2013
Won a Non-conference Home Series	vs. Western Illinois, March 13-14, 2019
Lost a Non-conference Home Series	vs. South Alabama, February 28-March 1, 2014
Lost a Non-conference Road Series	at Nebraska, April 16, 2013
Back-to-Back Shutouts	UK (1-0) April 22 and UK (2-0) April 22-23, 2016
Most Consecutive Shutouts	4 vs. Wisconsin (March 15-16, 1980)
Shut out an opponent at home	vs. Missouri (2-0), March 15, 2019
Shut out an opponent on the road	at Tennessee (2-0), May 6, 2017
Shut out an SEC opponent at home	vs. Missouri (2-0), March 15, 2019
Shut out an SEC opponent on the road	at No. 22 Texas A&M (8-0), May 20, 2017



# || GAME-BY-GAME HITTING

2019 RECORD: 22-6 • HOME: 16-3 • AWAY: 6-3 • NEUTRAL: 0-0 • SEC: 6-3 • NCAA TOURNAMENT: 0-0

Date	Opponent	AB	R	H	RBI	2B	3B	HR	BB	IBB	SB	CS	HBP	SAC	SF	GDP	K	PO	A	E	Avg
Feb 16, 2019	EASTERN ILLINOIS	38	15	18	15	5	0	4	7	0	2	1	0	0	1	2	0	27	13	0	.474
Feb 16, 2019	EASTERN ILLINOIS	37	12	14	12	3	0	0	4	0	2	0	0	1	2	0	12	27	9	3	.427
Feb 17, 2019	EASTERN ILLINOIS	26	3	6	3	1	0	0	8	1	0	0	0	3	1	1	4	27	7	0	.376
Feb 21, 2019	at USC	33	6	8	5	2	0	0	7	0	3	1	0	0	1	1	10	27	5	1	.343
Feb 22, 2019	at USC	35	8	8	8	2	1	1	8	1	5	0	1	0	0	0	11	27	14	2	.320
Feb 23, 2019	at USC	42	4	11	3	3	0	1	2	1	3	0	0	0	0	0	12	29	11	1	.308
Feb 27, 2019	MEMPHIS	32	10	8	9	0	0	0	9	0	5	0	1	0	1	0	6	27	7	0	.300
Mar 01, 2019	STONY BROOK	28	3	6	2	2	1	0	2	0	2	1	0	0	0	1	4	27	5	0	.292
Mar 01, 2019	STONY BROOK	30	4	7	3	2	0	0	3	0	3	0	0	1	1	0	6	27	9	2	.286
Mar 02, 2019	STONY BROOK	40	15	15	14	2	1	4	6	0	1	0	1	0	0	0	6	27	10	2	.296
Mar 06, 2019	CHARLOTTE	29	9	9	8	1	1	2	7	0	0	0	2	2	1	0	6	27	11	1	.297
Mar 08, 2019	LOUISIANA TECH	28	4	6	4	1	0	0	6	0	0	0	2	1	0	1	7	27	6	0	.291
Mar 09, 2019	LOUISIANA TECH	41	7	15	7	3	0	2	3	0	0	0	0	1	0	12	27	11	2	.298	
Mar 10, 2019	LOUISIANA TECH	33	11	12	10	1	1	1	5	0	3	0	0	1	1	1	7	27	6	1	.303
Mar 12, 2019	WESTERN ILLINOIS	31	8	11	8	1	1	2	4	0	2	0	3	0	2	1	7	27	7	2	.306
Mar 13, 2019	WESTERN ILLINOIS	32	11	12	9	3	0	0	8	1	2	1	4	2	1	0	8	24	12	0	.310
Mar 15, 2019	MISSOURI	28	2	5	2	3	0	0	3	0	1	0	1	1	1	0	8	27	6	1	.304
Mar 16, 2019	MISSOURI	26	4	6	3	0	0	0	2	0	2	0	2	1	1	2	10	27	9	1	.301
Mar 17, 2019	MISSOURI	30	3	5	2	0	0	1	1	0	1	0	0	0	0	0	5	27	7	1	.294
Mar 19, 2019	at Texas	37	11	11	10	3	0	2	6	0	2	1	0	0	0	0	7	27	9	0	.294
Mar 20, 2019	at Texas	33	6	9	5	3	0	0	4	0	1	1	4	3	0	1	8	24	12	1	.293
Mar 22, 2019	at Alabama	40	12	15	12	3	0	3	1	0	0	0	2	0	0	0	14	27	6	0	.298
Mar 23, 2019	at Alabama	29	0	4	0	1	0	0	4	0	0	1	0	0	0	1	4	24	8	1	.292
Mar 24, 2019	at Alabama	38	10	14	8	4	0	2	4	0	4	0	2	1	1	1	9	27	12	3	.295
Mar 26, 2019	at Missouri State	35	8	10	8	0	0	1	6	0	2	0	1	1	0	1	10	27	8	1	.295
Mar 29, 2019	OLE MISS	32	5	8	5	2	0	0	4	0	0	0	0	1	0	0	9	27	8	1	.293
Mar 30, 2019	OLE MISS	30	3	6	3	3	0	2	5	0	0	1	1	0	0	2	12	27	9	0	.290
Mar 31, 2019	OLE MISS	35	5	11	4	1	0	1	2	0	0	1	0	0	0	2	8	27	10	1	.291
	<b>Totals</b>	<b>928</b>	<b>199</b>	<b>270</b>	<b>182</b>	<b>55</b>	<b>6</b>	<b>29</b>	<b>131</b>	<b>4</b>	<b>46</b>	<b>9</b>	<b>27</b>	<b>19</b>	<b>16</b>	<b>18</b>	<b>222</b>	<b>749</b>	<b>247</b>	<b>27</b>	<b>.291</b>





2019 RECORD: 22-6 • HOME: 16-3 • AWAY: 6-3 • NEUTRAL: 0-0 • SEC: 6-3 • NCAA TOURNAMENT: 0-0

Date	Opponent	IP	H	R	ER	BB	SO	2B	3B	HR	WP	BK	HBP	DP	IBB	Score	W	L	SV	ERA
Feb 16, 2019	EASTERN ILLINOIS	9.0	11	7	7	2	8	2	0	1	0	1	0	1	0	15-7	1	0	0	7.00
Feb 16, 2019	EASTERN ILLINOIS	9.0	9	3	0	3	12	0	0	0	0	0	0	2	0	12-3	2	0	0	3.50
Feb 17, 2019	EASTERN ILLINOIS	9.0	7	2	2	3	8	2	0	0	0	0	0	1	0	3-2	3	0	0	3.00
Feb 21, 2019	at USC	9.0	4	3	3	4	14	1	0	0	0	0	3	1	0	6-3	4	0	1	3.00
Feb 22, 2019	at USC	9.0	9	6	3	2	6	1	0	0	0	0	0	2	0	8-6	5	0	2	3.00
Feb 23, 2019	at USC	9.2	9	6	6	2	7	1	0	2	0	0	0	0	0	4-6	5	1	2	3.46
Feb 27, 2019	MEMPHIS	9.0	6	3	3	2	12	2	0	2	1	0	2	1	0	10-3	6	1	2	3.39
Mar 01, 2019	STONY BROOK	9.0	6	1	1	2	18	1	0	1	0	0	0	0	0	3-1	7	1	3	3.10
Mar 01, 2019	STONY BROOK	9.0	8	3	3	2	11	1	0	1	1	0	0	0	0	4-3	8	1	4	3.09
Mar 02, 2019	STONY BROOK	9.0	10	7	7	7	10	2	0	0	2	0	2	1	0	15-7	9	1	4	3.47
Mar 06, 2019	CHARLOTTE	9.0	3	2	2	6	14	0	0	0	0	0	0	1	0	9-2	10	1	4	3.34
Mar 08, 2019	LOUISIANA TECH	9.0	7	2	2	1	14	1	0	0	0	0	1	1	0	4-2	11	1	5	3.23
Mar 09, 2019	LOUISIANA TECH	9.0	11	12	7	2	9	2	0	3	1	0	4	0	0	7-12	11	2	5	3.52
Mar 10, 2019	LOUISIANA TECH	9.0	3	0	0	3	16	0	0	0	0	0	1	1	0	11-0	12	2	5	3.27
Mar 12, 2019	WESTERN ILLINOIS	9.0	1	0	0	3	14	0	0	0	0	0	0	0	0	8-0	13	2	5	3.05
Mar 13, 2019	WESTERN ILLINOIS	8.0	4	1	1	1	10	0	0	0	0	0	1	2	0	11-1	14	2	5	2.94
Mar 15, 2019	MISSOURI	9.0	2	0	0	3	15	0	0	0	2	0	0	0	0	2-0	15	2	6	2.77
Mar 16, 2019	MISSOURI	9.0	7	3	3	1	6	2	0	0	0	0	0	0	0	4-3	16	2	7	2.78
Mar 17, 2019	MISSOURI	9.0	5	2	2	3	11	0	0	1	1	0	2	0	0	3-2	17	2	7	2.74
Mar 19, 2019	at Texas	9.0	6	4	4	2	9	2	0	1	0	0	0	0	0	11-4	18	2	7	2.81
Mar 20, 2019	at Texas	8.0	6	7	6	14	5	1	0	0	1	0	4	1	0	6-7	18	3	7	2.97
Mar 22, 2019	at Alabama	9.0	7	3	3	3	8	1	0	0	2	0	1	0	0	12-3	19	3	7	2.97
Mar 23, 2019	at Alabama	8.0	9	10	10	7	2	1	0	1	2	0	0	0	0	0-10	19	4	7	3.30
Mar 24, 2019	at Alabama	9.0	5	2	1	5	10	0	0	0	1	0	0	0	0	10-2	20	4	7	3.20
Mar 26, 2019	at Missouri State	9.0	7	2	2	3	10	0	0	0	1	0	2	1	0	8-2	21	4	7	3.15
Mar 29, 2019	OLE MISS	9.0	6	3	3	4	8	2	0	1	0	0	0	0	0	5-3	22	4	8	3.15
Mar 30, 2019	OLE MISS	9.0	12	4	4	1	5	2	0	2	0	0	0	1	0	3-4	22	5	8	3.18
Mar 31, 2019	OLE MISS	9.0	14	10	10	12	6	2	0	1	1	0	2	1	0	5-10	22	6	8	3.42
	<b>Totals</b>	<b>249.2</b>	<b>195</b>	<b>108</b>	<b>95</b>	<b>103</b>	<b>278</b>	<b>29</b>	<b>0</b>	<b>17</b>	<b>16</b>	<b>1</b>	<b>25</b>	<b>18</b>	<b>0</b>	<b>199-108</b>	<b>22</b>	<b>6</b>	<b>8</b>	<b>3.42</b>

**TEAM GAME HIGHS (2019)****Team Batting**

At bats:	42	at USC (Feb 23, 2019)
Runs scored:	15	vs Eastern Illinois (Feb 16, 2019)
	15	vs Stony Brook (Mar 02, 2019)
Hits:	18	vs Eastern Illinois (Feb 16, 2019)
RBI's:	15	vs Eastern Illinois (Feb 16, 2019)
Doubles:	5	vs Eastern Illinois (Feb 16, 2019)
Triples:	1	(6 games )
Home runs:	4	vs Eastern Illinois (Feb 16, 2019)
	4	vs Stony Brook (Mar 02, 2019)
Total bases:	35	vs Eastern Illinois (Feb 16, 2019)
Walks:	9	vs Memphis (Feb 27, 2019)
Strikeouts:	14	at Alabama (Mar 22, 2019)
Sac hits:	3	vs Eastern Illinois (Feb 17, 2019)
	3	at Texas (Mar 20, 2019)
Sac flies:	2	vs Eastern Illinois (Feb 16, 2019)
	2	vs Western Illinois (Mar 12, 2019)
Stolen bases:	5	at USC (Feb 22, 2019)
	5	vs Memphis (Feb 27, 2019)
Hit by pitch:	4	vs Western Illinois (Mar 13, 2019)
	4	at Texas (Mar 20, 2019)
Caught stealing:	1	(9 games )
Runners LOB:	14	vs Western Illinois (Mar 13, 2019)
Hit into DP:	3	vs Eastern Illinois (Feb 16, 2019)

**Fielding**

Putouts:	29	at USC (Feb 23, 2019)
Assists:	14	at USC (Feb 22, 2019)
Errors:	3	vs Eastern Illinois (Feb 16, 2019)
	3	at Alabama (Mar 24, 2019)
Passed balls:	1	at Alabama (Mar 22, 2019)
DPs turned:	2	vs Eastern Illinois (Feb 16, 2019)
	2	at USC (Feb 22, 2019)
	2	vs Western Illinois (Mar 13, 2019)

**Pitching**

Innings pitched:	9.2	at USC (Feb 23, 2019)
Runs allowed:	12	vs Louisiana Tech (Mar 09, 2019)
Earned runs:	10	at Alabama (Mar 23, 2019)
	10	vs Ole Miss (Mar 31, 2019)
Walks allowed:	14	at Texas (Mar 20, 2019)
Strikeouts:	18	vs Stony Brook (Mar 01, 2019)
Hits allowed:	14	vs Ole Miss (Mar 31, 2019)
Doubles allowed:	2	(10 games )
Homers allowed:	3	vs Louisiana Tech (Mar 09, 2019)
Wild pitches:	2	(4 games )
Hit batters:	4	vs Louisiana Tech (Mar 09, 2019)
	4	at Texas (Mar 20, 2019)

**INDIVIDUAL GAME HIGHS (2019)****Individual Batting**

At bats:	6	Casey Martin vs Eastern Illinois (Feb 16, 2019)
	6	Heston Kjerstad vs Stony Brook (Mar 02, 2019)
	6	Casey Martin at Alabama (Mar 24, 2019)
Runs scored:	3	(6 games )
Hits:	4	Heston Kjerstad vs Western Illinois (Mar 12, 2019)
RBI's:	5	Jack Kenley vs Stony Brook (Mar 02, 2019)
Doubles:	2	(6 games )
Triples:	1	(6 games )
Home runs:	2	Jack Kenley vs Stony Brook (Mar 02, 2019)
Total bases:	9	Heston Kjerstad vs Western Illinois (Mar 12, 2019)
Walks:	3	Christian Franklin at USC (Feb 21, 2019)
	3	Trevor Ezell at USC (Feb 22, 2019)
	3	Casey Opitz vs Charlotte (Mar 06, 2019)
Strikeouts:	4	Heston Kjerstad at USC (Feb 22, 2019)
	4	Christian Franklin at Alabama (Mar 24, 2019)
Sac hits:	2	Jacob Nesbit vs Eastern Illinois (Feb 17, 2019)
Sac flies:	1	(16 games )
Stolen bases:	2	(4 games )
Hit by pitch:	2	Heston Kjerstad vs Western Illinois (Mar 13, 2019)
	2	Jack Kenley at Texas (Mar 20, 2019)
Caught stealing:	1	(9 games )
Runners LOB:	6	Jack Kenley vs Missouri (Mar 15, 2019)

**Fielding**

Putouts:	18	Casey Opitz vs Stony Brook (Mar 01, 2019)
Assists:	7	Jack Kenley vs Eastern Illinois (Feb 16, 2019)
Errors:	2	Casey Martin vs Eastern Illinois (Feb 16, 2019)
	2	Casey Martin at Alabama (Mar 24, 2019)
Passed balls:	1	Casey Opitz at Alabama (Mar 22, 2019)

**Pitching**

Innings pitched:	7.0	(4 games )
Runs allowed:	6	Isaiah Campbell at USC (Feb 22, 2019)
Earned runs:	4	Caden Monke vs Stony Brook (Mar 02, 2019)
	4	Patrick Wicklander at Texas (Mar 19, 2019)
Walks allowed:	5	Cody Scroggins vs Ole Miss (Mar 31, 2019)
Strikeouts:	13	Isaiah Campbell vs Stony Brook (Mar 01, 2019)
Hits allowed:	7	Isaiah Campbell vs Louisiana Tech (Mar 08, 2019)
	7	Connor Noland vs Ole Miss (Mar 30, 2019)
Doubles allowed:	2	Patrick Wicklander at Texas (Mar 19, 2019)
	2	Isaiah Campbell vs Ole Miss (Mar 29, 2019)
Homers allowed:	1	(17 games )
Wild pitches:	2	Evan Taylor vs Stony Brook (Mar 02, 2019)
Hit batters:	2	Cody Scroggins at USC (Feb 21, 2019)
	2	Connor Noland vs Stony Brook (Mar 02, 2019)
	2	Elijah Trest vs Ole Miss (Mar 31, 2019)



#32 MATT CRONIN • JR • LHP • 6-2 • 190

CAREER HIGHS

Category	High	Opponent (Last)	Date
Innings	4.0	at San Diego State	2/24/18
Longest Start	--	--	--
Shortest Start	--	--	--
Longest Relief	4.0	at San Diego State	2/24/18
Hits	4	No. 4 Kentucky	3/16/18
Runs	3	2x (vs. Oregon St.)	6/27/18
Earned Runs	3	2x (vs. Oregon St.)	6/27/18
Walks	3	vs. Auburn	5/25/17
Strikeouts	6	vs. Auburn	5/25/17

CRONIN'S CAREER APPEARANCES

Matt Cronin 2019 Game-By-Game (Junior)  
(11 Appearances, 0 Starts)

Date	Opponent	IP	H	R-ER	BB	K	Result
2/17/19	Eastern Illinois	1.2	1	0-0	1	1	W, 1-0
2/21/19	at USC	1.1	0	0-0	0	4	S, 1
2/22/19	at USC	1.0	0	0-0	0	1	S, 2
3/1/19	Stony Brook	1.0	2	0-0	1	3	S, 3
3/8/19	Louisiana Tech	1.0	0	0-0	1	1	S, 4
3/12/19	Western Illinois	1.0	0	0-0	1	2	ND
3/15/19	Missouri	1.0	0	0-0	1	3	S, 5
3/16/19	Missouri	1.0	0	0-0	0	1	S, 6
3/24/19	at Alabama	1.0	0	0-0	0	2	ND
3/26/19	at Missouri St.	1.0	0	0-0	0	0	ND
3/29/19	#21 Ole Miss	1.2	1	1-1	1	3	S, 7
<b>TOTALS</b>	<b>11 G, 0 GS</b>	<b>12.2</b>	<b>4</b>	<b>1-1</b>	<b>6</b>	<b>21</b>	<b>1-0 (7 SV)</b>

Matt Cronin 2018 Game-By-Game (Sophomore)  
(25 Appearances, 0 Starts)

Date	Opponent	IP	H	R-ER	BB	K	Result
2/18/18	Bucknell	1.0	1	0-0	0	1	W, 1-0
2/21/18	vs. Arizona	2.1	0	0-0	1	3	S, 1
2/24/18	at San Diego St.	4.0	0	0-0	0	5	W, 2-0
3/3/18	USC	2.2	2	2-2	2	2	ND
3/9/18	Kent State	1.0	0	0-0	0	1	ND
3/14/18	Texas	1.2	1	0-0	0	2	S, 2
3/16/18	#4 Kentucky	2.2	4	2-2	0	4	S, 3
3/23/18	at # 2 Florida	2.0	1	0-0	0	4	S, 4
3/25/18	at # 2 Florida	1.2	1	1-1	0	0	ND
3/29/18	at #4 Ole Miss	3.0	1	0-0	1	5	S, 5
3/31/18	at #4 Ole Miss	2.0	1	2-2	1	1	ND
4/6/18	# 13 Auburn	2.2	0	0-0	0	1	S, 6
4/10/18	Grambling St.	1.0	0	0-0	0	1	S, 7
4/14/18	South Carolina	1.0	0	0-0	0	1	S, 8
4/14/18	South Carolina	2.0	1	0-0	0	1	S, 9
4/20/18	at Mississippi St.	2.0	1	3-3	3	5	L, 2-1
5/13/18	#20 Texas A&M	2.0	0	2-2	2	2	ND
5/17/18	at #13 Georgia	2.2	3	1-1	0	3	S, 10
5/25/18	vs. Florida	2.0	0	0-0	1	5	S, 11
6/3/18	Dallas Baptist	2.0	3	1-1	0	4	S, 12
6/11/18	#25 South Carolina	1.0	0	0-0	1	1	ND
6/20/18	vs. Texas Tech	1.1	2	2-2	1	2	ND
6/22/18	vs Florida	2.0	1	0-0	0	2	S, 13
6/26/18	vs. Oregon St.	1.0	0	0-0	0	2	S, 14
6/27/18	vs. Oregon St.	1.2	2	3-3	1	1	L, 2-2
<b>TOTALS</b>	<b>25 G, 0 GS</b>	<b>50.1</b>	<b>25</b>	<b>19-19</b>	<b>14</b>	<b>59</b>	<b>2-2 (14 SV)</b>

Matt Cronin 2017 Game-By-Game (Freshman)  
(15 Appearances, 0 Starts)

Date	Opponent	IP	H	R-ER	BB	K	Result
3/4/17	vs. Nebraska	1.0	0	0-0	0	2	ND
3/8/17	ULM	2.0	0	0-0	2	3	ND
3/15/17	Alcorn State	2.0	2	1-1	0	4	ND
3/22/17	New Orleans	0.0	0	1-1	1	0	ND
4/1/17	at Alabama	1.0	1	0-0	1	1	ND
4/5/17	Grand Canyon	1.0	0	0-0	0	2	ND
4/11/17	at Missouri State	1.2	1	0-0	1	2	W, 1-0

4/18/17	Memphis	1.1	2	0-0	0	2	W, 2-0
4/25/17	vs. Kansas State	3.0	2	0-0	1	5	ND
5/19/17	at #22 Texas A&M	0.1	0	0-0	0	0	ND
5/25/17	vs. Auburn	3.0	0	0-0	3	6	W, 3-0
5/28/17	vs. LSU	0.1	0	0-0	0	1	ND
6/2/17	Oral Roberts	0.1	0	0-0	0	1	ND
6/3/17	Missouri State	0.0	0	1-1	1	0	L, 3-1
6/4/17	Missouri State	1.0	0	1-1	2	2	ND
<b>TOTALS</b>	<b>15 G, 0 GS</b>	<b>18.0</b>	<b>8</b>	<b>4-4</b>	<b>12</b>	<b>31</b>	<b>3-1</b>

2019 HIGHLIGHTS

- Earned the victory in his first appearance of the year after throwing the final 1.2 innings against Eastern Illinois (2/17) and striking out one.
- Locked up two saves in two consecutive appearances at USC (2/21-22), his first saves of the year.
- Struck out all four batters he faced in his second appearance of the year (at USC), needing only 11 pitches.
- Has earned five saves in his last seven appearances going back to last year's College World Series where he earned saves against Oregon State (6/26/18) and Florida (6/22/18).
- Earned his third-straight save against Stony Brook (March 1), striking out the side with three baserunners allowed.
- Closed his fourth-straight game against Louisiana Tech (March 8).
- Earned a save on consecutive days against Missouri (March 15-16) helping Arkansas to a series win and upping his save total to six.
- Gave up his first run of the season on a solo home run against No. 21 Ole Miss (March 29), breaking a streak of 11-consecutive scoreless innings.
- Still picked up his seventh save of the year against Ole Miss (March 29), tying for second most in the SEC.
- Has also earned a win or a save in eight of 11 outings.

# A || PITCHERS

#28 KOLE RAMAGE • SO • RHP • 6-1 • 201

## CAREER HIGHS

Category	High	Opponent (Last)	Date
Innings	4.2	at No. 13 Georgia	5/19/18
Longest Start	4.2	at No. 13 Georgia	5/19/18
Shortest Start	1.2	No. 4 Kentucky	3/17/18
Longest Relief	3.2	2x (Stony Brook)	3/1/19
Hits	6	at No. 13 Georgia	5/19/18
Runs	5	ULM	4/3/18
Earned Runs	2	4x (Missouri)	3/16/19
Walks	2	7x (at Missouri St.)	3/26/19
Strikeouts	5	3x (at No. 13 Georgia)	5/19/18

## RAMAGE'S CAREER APPEARANCES

Kole Ramage 2019 Game-By-Game (Sophomore)  
(11 Appearances, 0 Starts)

Date	Opponent	IP	H	R-ER	BB	K	Result
2/16/19	Eastern Illinois	2.1	4	1-0	2	4	W, 1-0
2/21/19	at USC	3.1	2	0-0	0	2	W, 2-0
3/1/19	Stony Brook	3.2	2	0-0	1	4	W, 3-0
3/6/19	Charlotte	1.0	0	0-0	0	1	ND
3/9/19	Louisiana Tech	0.2	3	2-0	0	0	ND
3/12/19	Western Illinois	1.0	0	0-0	0	1	ND
3/16/19	Missouri	3.0	2	2-2	0	1	W, 4-0
3/20/19	at #9 Texas	3.0	0	0-0	0	3	W, 5-0
3/23/19	at Alabama	3.1	3	3-3	0	1	ND
3/28/19	at Missouri St.	2.0	1	0-0	2	2	ND
3/29/19	#21 Ole Miss	3.1	3	1-1	0	2	ND
<b>TOTALS</b>	<b>11 G, 0 GS</b>	<b>26.2</b>	<b>20</b>	<b>9-6</b>	<b>5</b>	<b>21</b>	<b>5-0</b>

Kole Ramage 2018 Game-By-Game (Freshman)  
(21 Appearances, 2 Starts)

Date	Opponent	IP	H	R-ER	BB	K	Result
2/16/18	Bucknell	2.0	1	0-0	0	4	ND
2/25/18	at San Diego	1.0	3	3-2	1	0	ND
3/1/18	Dayton	2.0	2	0-0	0	3	ND
3/9/18	Kent State	2.0	2	1-1	0	4	ND
3/11/18	Kent State	0.0	1	1-0	1	0	ND
3/14/18	Texas	2.2	2	0-0	2	3	ND
3/17/18	No. 4 Kentucky*	1.2	2	4-1	1	2	ND
3/21/18	at Charlotte	1.0	2	1-1	0	1	L, 0-1
3/30/18	at No. 4 Ole Miss	3.2	0	0-0	0	5	ND
4/3/18	ULM	1.1	1	5-1	2	1	ND
4/10/18	Grambling St.	2.2	3	4-0	1	5	ND
4/12/18	South Carolina	0.1	1	0-0	0	1	ND
4/17/18	Missouri St.	1.2	0	0-0	0	2	W, 1-1
4/21/18	at Mississippi St.	0.1	1	0-0	0	1	ND
4/29/18	Alabama	0.2	0	3-2	2	2	ND
5/19/18	at #13 Georgia*	4.2	6	2-2	1	5	ND
5/23/18	vs. South Carolina	2.2	5	2-2	2	3	ND
6/10/18	#25 South Carolina	1.0	1	1-1	0	2	ND
6/17/18	vs. Texas	1.0	2	2-2	2	3	ND
6/27/18	vs. Oregon St.	1.2	1	0-0	0	1	ND
6/28/18	vs. Oregon St.	2.0	1	1-1	1	2	ND
<b>TOTALS</b>	<b>21 G, 2 GS</b>	<b>33.1</b>	<b>33</b>	<b>24-14</b>	<b>14</b>	<b>46</b>	<b>1-1</b>

## 2019 HIGHLIGHTS

- Earned victories in his first three appearances (vs. Eastern Illinois, USC, Stony Brook), a personal single-season best.
- Won his third game of the year after working a season-high 3.2 innings out of the bullpen against Stony Brook (March 1), while striking out four.
- Did not give up an earned run in his first 12 innings of the season. Walked only three during that same stretch.
- Worked three perfect innings at No. 9 Texas (March 20) to earn his team-leading fifth game of the year.

#35 JACOB KOSTYSHOCK • JR • RHP • 6-4 • 175

## CAREER HIGHS

Category	High	Opponent (Last)	Date
Innings	5.0	Eastern Illinois	2/17/19
Longest Start	5.0	Eastern Illinois	2/17/19
Shortest Start	5.0	Eastern Illinois	2/17/19
Longest Relief	3.2	2x (at USC)	2/23/19
Hits	7	at No. 2 Florida	3/24/18
Runs	7	at No. 2 Florida	3/24/18
Earned Runs	5	at No. 2 Florida	3/24/18
Walks	3	vs. Nebraska	3/4/17
Strikeouts	3	3x (at USC)	2/23/19

## KOSTYSHOCK'S CAREER APPEARANCES

Jacob Kostyshock 2019 Game-By-Game (Junior)  
(10 Appearances, 1 Start)

Date	Opponent	IP	H	R-ER	BB	K	Result
2/17/19	Eastern Illinois*	5.0	3	0-0	2	3	ND
2/23/19	at USC	3.2	3	1-1	0	3	ND
3/1/19	Stony Brook	2.0	1	0-0	0	2	S, 1
3/9/19	Louisiana Tech	1.1	2	3-1	0	2	L, 0-1
3/12/19	Western Illinois	1.0	0	0-0	0	1	ND
3/15/19	Missouri	1.0	0	0-0	1	1	ND
3/17/19	Missouri	2.1	1	2-2	0	3	W, 1-1
3/24/19	at Alabama	1.2	2	0-0	2	1	ND
3/29/19	#21 Ole Miss	0.1	1	0-0	1	0	ND
<b>TOTALS</b>	<b>9 G, 1 GS</b>	<b>18.1</b>	<b>13</b>	<b>6-4</b>	<b>5</b>	<b>15</b>	<b>1-1 (1 SV)</b>

Jacob Kostyshock 2018 Game-By-Game (Sophomore)  
(9 Appearances, 0 Starts)

Date	Opponent	IP	H	R-ER	BB	K	Result
2/17/18	Bucknell	1.0	0	0-0	0	2	ND
2/25/18	at San Diego	3.0	3	0-0	0	3	ND
3/9/18	Kent State - 1	1.0	1	0-0	1	1	ND
3/9/18	Kent State - 2	0.1	1	0-0	0	0	ND
3/13/18	Texas	3.0	4	2-2	2	1	S, 1
3/21/18	at Charlotte	1.0	2	1-1	0	0	ND
3/24/18	at No. 2 Florida	3.2	7	7-5	2	2	ND
3/31/18	at No. 4 Ole Miss	0.1	1	2-2	1	0	ND
4/29/18	Alabama	0.2	0	0-0	2	1	ND
<b>TOTALS</b>	<b>9 G, 0 GS</b>	<b>14.0</b>	<b>19</b>	<b>12-10</b>	<b>8</b>	<b>10</b>	<b>0-0 (1 SV)</b>

Jacob Kostyshock 2017 Game-By-Game (Freshman)  
(6 Appearances, 0 Starts)

Date	Opponent	IP	H	R-ER	BB	K	Result
3/4/17	vs. Nebraska	0.2	2	3-3	3	2	ND
3/8/17	ULM	2.0	0	0-0	0	2	ND
3/15/17	Alcorn State	1.0	0	0-0	0	0	ND
4/4/17	Grand Canyon	0.2	3	1-1	0	1	ND
4/13/17	Georgia	0.0	0	0-0	2	0	ND
4/25/17	vs. Kansas State	1.0	1	0-0	1	1	W, 1-0
<b>TOTALS</b>	<b>6 G, 0 GS</b>	<b>5.2</b>	<b>6</b>	<b>4-4</b>	<b>6</b>	<b>6</b>	<b>1-0</b>

## 2019 HIGHLIGHTS

- Made his first career start in week one against Eastern Illinois (Feb. 17), going a career-high five innings and striking out three without giving up any runs.
- Came out of the bullpen in week two, throwing 48 pitches and allowing only one run with three strikeouts against USC (Feb. 23).
- Matched his career-high strikeout total for the second-straight week by punching out three batters against USC (Feb. 23).
- Earned his second save of his career after pitching the final two innings in a 4-3 win over Stony Brook (March 1).
- Pitched twice in the series sweep over Missouri, giving up only one hit in 3.1 innings and picking up the win in the series finale, his first of the season.

#88 ZEBULON VERMILLION • SO • RHP • 6-4 • 208

#45 KEVIN KOPPS • R-JR • RHP • 6-0 • 195

CAREER HIGHS

Category	High	Opponent (Last)	Date
Innings	3.0	USC	3/2/18
Longest Start	--	--	--
Shortest Start	--	--	--
Longest Relief	3.0	USC	3/2/18
Hits	4	No. 21 Ole Miss	3/31/19
Runs	3	No. 21 Ole Miss	3/31/19
Earned Runs	3	No. 21 Ole Miss	3/31/19
Walks	1	4x (No. 21 Ole Miss)	3/31/19
Strikeouts	4	at No. 2 Florida	3/24/19

CAREER HIGHS

Category	High	Opponent (Last)	Date
Innings	5.2	Georgia	4/15/17
Longest Start	3.1	2x (Bryant)	2/26/17
Shortest Start	2.0	2x (Missouri St.)	6/4/17
Longest Relief	5.2	Georgia	4/15/17
Hits	5	2x (Georgia)	4/15/17
Runs	3	4x (No. 21 Ole Miss)	3/31/19
Earned Runs	3	3x (No. 21 Ole Miss)	3/31/19
Walks	3	2x (at Missouri)	3/26/17
Strikeouts	5	Miami (Ohio)	2/19/17

VERMILLION'S CAREER APPEARANCES

Zebulon Vermillion 2019 Game-By-Game (Sophomore)  
(11 Appearances, 0 Starts)

Date	Opponent	IP	H	R-ER	BB	K	Result
2/16/19	Eastern Illinois	1.0	0	0-0	0	1	ND
2/17/19	Eastern Illinois	0.0	1	1-1	0	0	ND
2/21/19	at USC	0.2	1	0-0	0	0	ND
2/27/19	Memphis	2.0	1	0-0	0	1	W, 1-0
3/2/19	Stony Brook	2.0	1	0-0	1	2	W, 2-0
3/9/19	Louisiana Tech	0.2	1	0-0	1	1	ND
3/13/19	Western Illinois	1.2	0	0-0	0	2	ND
3/19/19	at #9 Texas	2.0	1	0-0	1	3	ND
3/23/19	at Alabama	1.0	2	0-0	1	0	ND
3/26/19	at Missouri St.	1.1	1	1-1	0	1	W, 3-0
3/31/19	#21 Ole Miss	1.1	4	3-3	1	1	ND
<b>TOTALS</b>	<b>11 G, 0 GS</b>	<b>13.2</b>	<b>13</b>	<b>5-5</b>	<b>5</b>	<b>12</b>	<b>3-0</b>

Zebulon Vermillion 2018 Game-By-Game (Freshman)  
(7 Appearances, 0 Starts)

Date	Opponent	IP	H	R-ER	BB	K	Result
2/17/18	Bucknell	1.0	3	2-2	0	1	ND
2/28/18	Dayton	3.0	3	1-0	0	3	S, 1
3/9/18	Kent State-2	1.0	0	0-0	0	1	ND
3/17/18	Kentucky-1	1.0	2	1-1	0	2	ND
3/21/18	at Charlotte	0.2	0	0-0	0	0	ND
3/24/18	at No. 2 Florida	2.1	3	1-1	0	4	ND
4/21/18	at Mississippi St.	0.1	1	1-1	0	0	ND
<b>TOTALS</b>	<b>7 G, 0 GS</b>	<b>9.1</b>	<b>12</b>	<b>6-5</b>	<b>0</b>	<b>11</b>	<b>0-0 (1 SV)</b>

2019 HIGHLIGHTS

- Made two appearances against Eastern Illinois, throwing one inning, giving up one run and striking out one.
- Earned his first career win against Memphis (Feb. 17) with a season-high two innings and only one hit allowed.
- Earned the victory with two scoreless innings against Stony Brook (March 2), helping Arkansas to the series sweep of the Sea Wolves.
- Matched his entire appearance total (7) from his freshman season when working 1.2 innings out of the bullpen against Western Illinois (March 13).
- Appeared three times over the six-game Spring Break roadtrip, giving up only on run over 4.1 innings.
- Won his third game of the year after going 1.1 innings against Missouri State (March 26)

KOPPS' CAREER APPEARANCES

Kevin Kopps 2019 Game-By-Game (R-Sophomore)  
(11 Appearances, 0 Starts)

Date	Opponent	IP	H	R-ER	BB	K	Result
2/22/19	at USC	2.2	3	0-0	0	0	ND
3/1/19	Stony Brook	1.0	1	1-1	0	2	ND
3/6/19	Charlotte	1.0	0	0-0	1	2	ND
3/8/19	Louisiana Tech	2.0	0	0-0	0	3	W, 1-0
3/12/19	Western Illinois	1.0	0	0-0	1	2	ND
3/16/19	Missouri	0.1	1	0-0	0	0	ND
3/17/19	Missouri	1.2	1	0-0	1	1	ND
3/24/19	at Alabama	1.1	0	0-0	0	4	ND
3/26/19	at Missouri St.	1.0	1	0-0	0	2	ND
3/30/19	#21 Ole Miss	1.0	2	1-1	0	0	L, 1-1
3/31/19	#21 Ole Miss	0.2	2	3-3	1	1	L, 1-2
<b>TOTALS</b>	<b>11 G, 0 GS</b>	<b>13.2</b>	<b>11</b>	<b>5-5</b>	<b>4</b>	<b>17</b>	<b>1-2</b>

Kevin Kopps 2017 Game-By-Game (R-Freshman)  
(22 Appearances, 5 Starts)

Date	Opponent	IP	H	R-ER	BB	K	Result
2/19/17	Miami (Ohio)*	3.1	2	1-1	2	5	W, 1-0
2/26/17	Bryant*	3.1	4	2-2	2	2	ND
3/3/17	vs. Arizona	0.2	0	0-0	0	0	ND
3/5/17	vs. Oklahoma St.	2.1	1	0-0	1	1	ND
3/12/17	Rhode Island	3.0	1	0-0	3	3	ND
3/17/17	Mississippi St.	0.2	1	0-0	0	1	ND
3/22/17	New Orleans	1.0	0	0-0	0	1	S, 1
3/26/17	at Missouri	3.2	2	2-2	3	4	ND
4/1/17	at Alabama	3.0	5	3-3	0	4	ND
4/8/17	LSU	0.2	2	3-3	1	0	ND
4/11/17	at Missouri St.	1.0	2	1-1	0	1	W, 2-0
4/15/17	Georgia	5.2	5	0-0	2	3	ND
4/23/17	at Auburn	1.0	3	1-1	2	0	ND
4/25/17	vs. Kansas St.*	2.0	1	1-1	0	1	ND
4/28/17	Ole Miss-1	2.2	2	0-0	1	2	ND
5/4/17	at Tennessee	2.2	2	0-0	0	2	ND
5/12/17	Vanderbilt	2.0	1	0-0	0	2	W, 3-0
5/20/17	at Texas A&M	3.0	2	0-0	1	4	S, 2
5/25/17	vs. Mississippi St.	1.0	1	1-1	0	0	ND
5/28/17	vs. LSU*	3.0	3	3-1	0	1	L, 3-1
6/2/17	Oral Roberts	1.1	2	0-0	0	1	ND
6/4/17	Missouri St.*	2.0	4	2-2	0	2	ND
<b>TOTALS</b>	<b>22 G, 5 GS</b>	<b>49.0</b>	<b>46</b>	<b>20-18</b>	<b>18</b>	<b>40</b>	<b>3-1 (2 SV)</b>

2019 HIGHLIGHTS

- Made his first appearance since 2017 after undergoing Tommy John surgery on Feb. 22 at USC, throwing 2.2 scoreless innings and giving up three hits.
- Picked up his first win since May 12, 2017 after throwing two scoreless innings against Louisiana Tech (March 8) in a 4-2 victory.
- Has not given up a run in 8.1-straight innings dating back to March 6 against Charlotte.

# A || PITCHERS

#39 EVAN TAYLOR • FR • LHP • 6-4 • 235

## CAREER HIGHS

Category	High	Opponent (Last)	Date
Innings	2.0	Western Illinois	3/13/19
Longest Start	--	--	--
Shortest Start	--	--	--
Longest Relief	2.0	Western Illinois	3/13/19
Hits	2	at No. 9 Texas	3/20/19
Runs	3	at Alabama	3/22/19
Earned Runs	3	at Alabama	3/22/19
Walks	2	3x (No. 21 Ole Miss)	3/31/19
Strikeouts	4	Western Illinois	3/13/19

### TAYLOR'S CAREER APPEARANCES

Evan Taylor 2019 Game-By-Game (Freshman)  
(8 Appearances, 0 Starts)

Date	Opponent	IP	H	R-ER	BB	K	Result
2/27/19	Memphis	1.0	0	0-0	0	3	ND
3/2/19	Stony Brook	1.0	0	0-0	1	2	ND
3/9/19	Louisiana Tech	0.1	0	0-0	0	1	ND
3/10/19	Louisiana Tech	1.0	0	0-0	1	1	ND
3/13/19	Western Illinois	2.0	0	0-0	1	4	ND
3/20/19	at #9 Texas	1.0	2	2-2	2	1	ND
3/22/19	at Alabama	0.2	1	3-3	2	1	ND
3/31/19	#21 Ole Miss	0.0	0	0-0	2	0	ND
<b>TOTALS</b>	<b>8 G, 0 GS</b>	<b>7.0</b>	<b>3</b>	<b>5-5</b>	<b>9</b>	<b>13</b>	<b>0-0</b>

## 2019 HIGHLIGHTS

- Made his collegiate debut against Memphis (Feb. 27), striking out the side in his only inning of work.
- Has yet to give up a run or a hit in 5.1 innings (5 appearances) and struck out 11 during that span with three walks.
- Struck out a season-high four batters in a season-high two innings against Western Illinois (March 13).

#37 CADEN MONKE • FR • LHP • 6-3 • 160

## CAREER HIGHS

Category	High	Opponent (Last)	Date
Innings	1.0	Memphis	2/27/19
Longest Start	--	--	--
Shortest Start	--	--	--
Longest Relief	1.0	Memphis	2/27/19
Hits	5	Stony Brook	3/1/19
Runs	3	2x (Stony Brook)	3/1/19
Earned Runs	3	2x (Stony Brook)	3/1/19
Walks	3	at No. 9 Texas	3/20/19
Strikeouts	3	Stony Brook	3/1/19

### MONKE'S CAREER APPEARANCES

Caden Monke 2019 Game-By-Game (Freshman)  
(4 Appearances, 0 Starts)

Date	Opponent	IP	H	R-ER	BB	K	Result
2/27/19	Memphis	1.0	0	0-0	0	3	ND
3/2/19	Stony Brook	0.0	1	4-4	2	0	ND
3/9/19	Louisiana Tech	0.0	1	2-2	0	0	ND
3/20/19	at #9 Texas	0.2	0	0-0	3	0	ND
<b>TOTALS</b>	<b>4 G, 0 GS</b>	<b>1.2</b>	<b>2</b>	<b>6-6</b>	<b>5</b>	<b>3</b>	<b>0-0</b>

## 2019 HIGHLIGHTS

- Made his collegiate debut against Memphis (Feb. 27), striking out the side in his lone inning of work.

#21 JACOB BURTON • FR • RHP • 6-0 • 185

**CAREER HIGHS**

Category	High	Opponent (Last)	Date
Innings	2.0	Eastern Illinois	2/16/19
Longest Start	--	--	--
Shortest Start	--	--	--
Longest Relief	2.0	Eastern Illinois	2/16/19
Hits	3	Eastern Illinois	2/16/19
Runs	3	Eastern Illinois	2/16/19
Earned Runs	3	Eastern Illinois	2/16/19
Walks	1	3x (at No. 9 Texas)	3/20/19
Strikeouts	1	4x (Louisiana Tech)	3/8/19

**BURTON'S CAREER APPEARANCES**

Jacob Burton 2019 Game-By-Game (Freshman)  
(6 Appearances, 0 Starts)

Date	Opponent	IP	H	R-ER	BB	K	Result
2/16/19	Eastern Illinois	2.0	3	3-3	1	0	ND
2/27/19	Memphis	1.0	1	0-0	1	1	ND
3/2/19	Stony Brook	1.0	1	0-0	0	1	ND
3/6/19	Charlotte	1.0	1	0-0	0	1	ND
3/8/19	Louisiana Tech	0.1	1	1-1	0	1	ND
3/20/19	at #9 Texas	0.0	0	1-0	1	0	ND
<b>TOTALS</b>	<b>6 G, 0 GS</b>	<b>5.1</b>	<b>7</b>	<b>5-4</b>	<b>3</b>	<b>4</b>	<b>0-0</b>

**2019 HIGHLIGHTS**

- Made his collegiate debut on Opening Day against Eastern Illinois (Feb. 16), going two innings and walking one.
- Pitched three scoreless innings over a span of three games against Memphis (Feb. 27), Stony Brook (March 2) and Charlotte (March 6), walking one and striking out three.

#49 LIAM HENRY • FR • LHP • 6-2 • 180

**CAREER HIGHS**

Category	High	Opponent (Last)	Date
Innings	1.0	3x (at Alabama)	3/23/19
Longest Start	--	--	--
Shortest Start	--	--	--
Longest Relief	1.0	3x (at Alabama)	3/23/19
Hits	1	3x (at No. 9 Texas)	3/20/19
Runs	1	2x (at No. 9 Texas)	3/20/19
Earned Runs	1	2x (at No. 9 Texas)	3/20/19
Walks	1	at Alabama	3/23/19
Strikeouts	1	3x (at No. 9 Texas)	3/20/19

**HENRY'S CAREER APPEARANCES**

Liam Henry 2019 Game-By-Game (Freshman)  
(5 Appearances, 0 Starts)

Date	Opponent	IP	H	R-ER	BB	K	Result
2/27/19	Memphis	1.0	1	1-1	0	0	ND
3/6/19	Charlotte	0.2	1	0-0	0	1	ND
3/13/19	Western Illinois	0.1	0	0-0	0	1	ND
3/20/19	at #9 Texas	1.0	1	1-1	0	1	ND
3/23/19	at Alabama	1.0	0	0-0	1	0	ND
<b>TOTALS</b>	<b>5 G, 0 GS</b>	<b>4.0</b>	<b>3</b>	<b>2-2</b>	<b>0</b>	<b>3</b>	<b>0-0</b>

**2019 HIGHLIGHTS**

- Made his collegiate debut against Memphis (Feb. 27), throwing one inning and allowing one run on one hit.
- Pitched one inning in his conference debut against Alabama (March 23), walking one.

# A || PITCHERS

#29 MARSHALL DENTON • R-SO • RHP • 5-11 • 160

## CAREER HIGHS

Category	High	Opponent (Last)	Date
Innings	5.2	at Auburn	4/21/17
Longest Start	--	--	--
Shortest Start	--	--	--
Longest Relief	5.2	at Auburn	4/21/17
Hits	7	at Auburn	4/21/17
Runs	5	at Auburn	4/21/17
Earned Runs	5	at Auburn	4/21/17
Walks	2	at Auburn	4/21/17
Strikeouts	5	at Auburn	4/21/17

## DENTON'S CAREER APPEARANCES

Marshall Denton 2019 Game-By-Game (R-Sophomore)  
(10 Appearances, 2 Starts)

Date	Opponent	IP	H	R-ER	BB	K	Result
2/16/19	Eastern Illinois-1	1.0	1	0-0	0	1	ND
2/16/19	Eastern Illinois-2	1.0	1	0-0	0	0	ND
2/23/19	at USC	0.0	1	1-1	0	0	L, 0-1
3/2/19	Stony Brook	1.0	1	0-0	0	1	ND
3/9/19	Louisiana Tech	0.2	0	0-0	0	1	ND
3/13/19	Western Illinois*	3.0	2	0-0	0	3	W, 1-1
3/20/19	at #9 Texas*	2.0	1	0-0	1	1	ND
3/22/19	at Alabama	0.1	1	0-0	0	0	ND
3/26/19	at Missouri St.	0.2	3	1-1	0	1	ND
3/31/19	#21 Ole Miss	1.0	0	0-0	0	1	ND
<b>TOTALS</b>	<b>10 G, 2 GS</b>	<b>10.2</b>	<b>11</b>	<b>2-2</b>	<b>1</b>	<b>9</b>	<b>1-1</b>

Marshall Denton 2017 Game-By-Game (Freshman)  
(7 Appearances, 0 Starts)

Date	Opponent	IP	H	R-ER	BB	K	Result
2/25/17	Bryant	0.1	0	0-0	0	0	ND
3/4/17	vs. Nebraska	0.1	0	0-0	1	0	ND
3/7/17	ULM	1.0	2	0-0	0	2	ND
3/16/17	Alcorn State	1.0	0	0-0	0	1	ND
4/4/17	Grand Canyon	1.0	0	0-0	0	1	ND
4/18/17	Memphis	1.0	0	0-0	0	1	ND
4/21/17	at Auburn	5.2	7	5-5	2	5	ND
4/25/17	vs. Kansas State	0.0	1	1-1	0	0	ND
<b>TOTALS</b>	<b>8 G, 0 GS</b>	<b>10.1</b>	<b>10</b>	<b>6-6</b>	<b>3</b>	<b>10</b>	<b>0-0</b>

## 2019 HIGHLIGHTS

- Made his first appearance since 2017 against Eastern Illinois (Feb. 16), throwing a scoreless inning and striking out one.
- Came out of the bullpen again later in the day as part of game two of the doubleheader against Eastern Illinois (Feb. 16) and, again, threw a scoreless frame, giving up one hit.
- Completed his first career start against Western Illinois (March 13), throwing three scoreless innings with three strikeouts, earning the victory.
- Made the start against No. 9 Texas (March 20), pitching two scoreless innings with one hit allowed.

#20 ELIJAH TREST • FR • RHP • 6-3 • 205

## CAREER HIGHS

Category	High	Opponent (Last)	Date
Innings	1.2	No. 21 Ole Miss	3/31/19
Longest Start	--	--	--
Shortest Start	--	--	--
Longest Relief	1.2	No. 21 Ole Miss	3/31/19
Hits	2	Western Illinois	3/13/19
Runs	1	Western Illinois	3/13/19
Earned Runs	1	Western Illinois	3/13/19
Walks	1	2x (No. 21 Ole Miss)	3/31/19
Strikeouts	3	Louisiana Tech	3/10/19

## TREST'S CAREER APPEARANCES

Elijah Trest 2019 Game-By-Game (Freshman)  
(6 Appearances, 0 Starts)

Date	Opponent	IP	H	R-ER	BB	K	Result
3/10/19	Louisiana Tech	1.0	0	0-0	0	3	ND
3/13/19	Western Illinois	1.0	2	1-1	0	0	ND
3/20/19	at #9 Texas	1.2	2	3-3	3	2	L, 0-1
3/22/19	at Alabama	1.0	0	0-0	0	0	ND
3/26/19	at Missouri St.	0.0	1	0-0	1	0	ND
3/31/19	#21 Ole Miss	1.2	1	0-0	1	1	ND
<b>TOTALS</b>	<b>6 G, 0 GS</b>	<b>6.1</b>	<b>5</b>	<b>4-4</b>	<b>5</b>	<b>6</b>	<b>0-1</b>

## 2019 HIGHLIGHTS

- Made his collegiate debut against Memphis (Feb. 27), throwing one inning and allowing one run on one hit.



#44 COLLIN TAYLOR • FR • RHP • 5-11 • 220

**SEASON HIGHS**

Category	High	Opponent (Last)	Date
Innings	5.0	2x (Western Illinois)	3/12/19
Longest Start	5.0	2x (Western Illinois)	3/12/19
Shortest Start	3.0	Memphis	2/27/19
Longest Relief	2.1	Eastern Illinois	2/17/19
Hits	5	at No. 9 Texas	3/19/19
Runs	4	at No. 9 Texas	3/19/19
Earned Runs	4	at No. 9 Texas	3/19/19
Walks	3	2x (at Alabama)	3/23/19
Strikeouts	8	2x (Western Illinois)	3/12/19

**TAYLOR'S CAREER APPEARANCES**

Collin Taylor 2019 Game-By-Game (Freshman)  
(2 Appearances, 0 Starts)

Date	Opponent	IP	H	R-ER	BB	K	Result
3/20/19	at #9 Texas	0.1	0	0-0	1	0	ND
3/23/19	at Alabama	1.0	1	1-1	1	0	ND
<b>TOTALS</b>	<b>2 G, 0 GS</b>	<b>1.1</b>	<b>1</b>	<b>1-1</b>	<b>2</b>	<b>0</b>	<b>0-0</b>

**2019 HIGHLIGHTS**

- Made his DI debut at No. 9 Texas (March 20), working just 0.1 innings and walking one.
- Made his SEC debut at Alabama (March 23), giving up only one run over 1.0 inning with one hit allowed.

# A || HITTERS

#24 DOMINIC FLETCHER • JR • CF • 5-9 • 175

## CAREER HIGHS

Category	High	Opponent (Last)	Date
Hits	4	vs. Texas Tech	6/20/18
Runs	3	2x (vs. Florida)	5/27/17
Doubles	2	2x (No. 21 Ole Miss)	3/29/19
Triples	1	2x (at No. 13 Georgia)	5/17/18
Home Runs	1	27x (at Alabama)	3/12/19
RBI	5	2x (vs. South Carolina)	5/23/18
Walks	3	at San Diego State	2/24/18
Stolen Bases	1	3x (Stony Brook)	3/1/19

## SEASON HIGHS

Category	High	Opponent (Last)	Date
Hits	3	3x (No. 21 Ole Miss)	3/29/19
Runs	2	5x (No. 21 Ole Miss)	3/29/19
Doubles	2	2x (No. 21 Ole Miss)	3/29/19
Triples	--	--	--
Home Runs	1	4x (at Alabama)	3/24/19
RBI	3	2x (at Alabama)	3/24/19
Walks	2	2x (Western Illinois)	3/13/19
Stolen Bases	1	Stony Brook	3/1/19

## 2019 HIGHLIGHTS

- Went 2-for-4 in game two against Eastern Illinois (Feb. 16) with two RBIs and two runs scored.
- Finished the EIU series with three hits and three RBIs, including one double.
- Hit the go-ahead home run in the top of the 10th inning against USC (Feb. 23), his only hit of the game and was his first home run of the year.
- Turned in his second multi-RBI game of the season after hitting a two-run home run in the seventh inning against Charlotte (March 6), his second home run of the year.
- Picked up a season-high three hits against Louisiana Tech (March 9), his third multi-hit game of the season.
- Drove in a season-high three RBIs against Western Illinois (March 13), two off a hard-hit double into the wind in centerfield.
- Finished the series at No. 9 Texas with three doubles, two coming in a career-high day on March 19 that helped Arkansas to an 11-4 win.
- Hit .429 in the series win over Alabama with two home runs and five RBIs, helping the Razorbacks win their first conference road series since 2017.
- Tied a season-high with three hits in Sunday's win over the Tide, driving in three runs, including hitting a home run.
- Also hit a solo home run in the series opener against Alabama (March 22) and now has four long balls on the year, tying for second on the team, 26 for his career.
- Went 3-for-9 (.333) in the midweek series at No. 9 Texas, including a 2-for-4 night with a career-high two doubles in the game one win (March 19).
- Matched his career-high doubles in a 3-for-4 game with two doubles in the series opener against No. 21 Ole Miss (March 29), his second three-hit game in three starts.
- His 14 doubles for the year ties for league lead with Mississippi State's Jake Mangum.

#18 HESTON KJERSTAD • SO • OF • 6-3 • 200

## CAREER HIGHS

Category	High	Opponent (Last)	Date
Hits	4	Western Illinois	3/12/19
Runs	3	5x (at Alabama)	3/24/19
Doubles	2	at No. 2 Florida	3/25/18
Triples	1	Western Illinois	3/12/19
Home Runs	2	2x (Oral Roberts)	6/1/18
RBI	4	4x (at Alabama)	3/22/19
Walks	2	4x (No. 25 South Carolina)	6/11/18
Stolen Bases	1	5x (Missouri)	3/15/19

## SEASON HIGHS

Category	High	Opponent (Last)	Date
Hits	4	Western Illinois	3/12/19
Runs	3	2x (at Alabama)	3/24/19
Doubles	1	4x (at Alabama)	3/24/19
Triples	1	Western Illinois	3/12/19
Home Runs	1	5x (Missouri St.)	3/26/19
RBI	4	at Alabama	3/22/19
Walks	1	7x (Missouri St.)	3/26/19
Stolen Bases	1	3x (Missouri)	3/15/19

## 2019 HIGHLIGHTS

- Has notched back-to-back three-hit games in the final two games of the Louisiana Tech series (March 9-10).
- Hit a two-run home run on Opening Day against Eastern Illinois (Feb. 16), his 15th home run of his career.
- Broke out of a .214 slump to go 7-for-18 (.389) against Stony Brook with two runs scored, two doubles and four RBIs.
- Went 3-for-4 in game two against Stony Brook (March 1), his first three-hit game of the year.
- Finished the Louisiana Tech series 6-for-12 (.500) with two RBIs, two runs scored and a stolen base.
- Went a perfect 4-for-4 against Western Illinois (March 12) falling just a double short of the cycle. The four hits was a career-high.
- Hit a 435-foot home run in game one against No. 9 Texas (March 19), his third home run of the year.
- Tallied two three-hit games against Alabama, including a four-RBI day in game one (March 22), tying a career high.
- Had one of Arkansas' three home runs in the game one win over the Tide, his fourth of the year.
- Followed that with a solo blast at Missouri State (March 26), tying him for second on the team with five homers.

**#15 CASEY MARTIN • SO • INF • 5-11 • 175**
**CAREER HIGHS**

Category	High	Opponent (Last)	Date
Hits	4	3x (vs No. 1 Florida)	6/22/18
Runs	3	4x (Memphis)	2/27/19
Doubles	2	No. 21 Ole Miss	3/30/19
Triples	--	--	--
Home Runs	2	2x (vs. South Carolina)	5/23/18
RBI	6	Dayton	2/28/18
Walks	3	ULM	4/3/18
Stolen Bases	2	Dayton	3/1/18

**SEASON HIGHS**

Category	High	Opponent (Last)	Date
Hits	3	2x (No. 21 Ole Miss)	3/30/19
Runs	3	Memphis	2/27/19
Doubles	2	No. 21 Ole Miss	3/30/19
Triples	--	--	--
Home Runs	1	6x (No. 21 Ole Miss)	3/31/19
RBI	3	3x (Louisiana Tech)	3/10/19
Walks	2	2x (Louisiana Tech)	3/10/19
Stolen Bases	1	7x (at Alabama)	3/24/19

**2019 HIGHLIGHTS**

- Started the season on a nine-game hit streak, before having it snapped in the series finale against Stony Brook (March 2). Had three multi-hit games during that streak.
- Went 3-for-6 on Opening Day against Eastern Illinois (Feb. 16), one less than his career high.
- Had a bases-clearing double in the second inning of game one against USC (Feb. 21), driving in three of Arkansas' six runs in the game.
- Now has nine doubles this season, tying for ninth in the SEC.
- Hit his first home run of the year in game two vs. USC (Feb. 22), part of a 2-for-4 day, his team-leading third multi-hit game of the year.
- The two-run home run pushed Arkansas ahead 5-4 in the fourth inning and landed well beyond the tall screen beyond the left field wall at Dedeaux Field.
- Notched back-to-back three-RBI games against Louisiana Tech (March 9-10), including a home run in each game, one an inside-the-park home run.
- Hit a home run in three-straight games against Louisiana Tech (March 9-10) and Western Illinois (March 12), giving him four for the season, which ties for the team lead.
- Hitting .286 (4-for-14) over the last three games, but has a home run during that span, his fifth of the year which ties for the team lead.
- Hit his fifth home run on the second pitch of the game against Alabama (March 24), part of a 2-for-6 day to help Arkansas to the series win.
- Had a career-high two doubles as part of a 3-for-3 day against No. 21 Ole Miss (March 30).
- Went 2-for-5 in the series finale against the Rebels (March 31) with a home run, his sixth of the year, which leads the team.

**#8 JORDAN MCFARLAND • JR • INF • 6-3 • 220**
**CAREER HIGHS**

Category	High	Opponent (Last)	Date
Hits	3	2x (Alabama)	4/29/18
Runs	5	Bucknell	2/17/18
Doubles	1	3x (at No. 4 Ole Miss)	3/30/18
Triples	--	--	--
Home Runs	2	Kent State	3/11/18
RBI	5	Kent State	3/11/18
Walks	3	No. 13 Auburn	4/7/18
Stolen Bases	1	3x (Eastern Illinois)	2/16/19

**SEASON HIGHS**

Category	High	Opponent (Last)	Date
Hits	2	Eastern Illinois	2/16/19
Runs	2	Eastern Illinois	2/16/19
Doubles	--	--	--
Triples	--	--	--
Home Runs	--	--	--
RBI	3	Eastern Illinois	2/16/19
Walks	1	2x (Stony Brook)	3/2/19
Stolen Bases	1	Eastern Illinois	2/16/19

**2019 HIGHLIGHTS**

- Went 2-for-4 at the plate in his first appearance of the year vs. Eastern Illinois (Feb. 16), starting at DH.
- Drove in three runs in that game along with notching a walk and a stolen base.

## CAREER HIGHS

Category	High	Opponent (Last)	Date
Hits	2	3x (Eastern Illinois)	2/16/19
Runs	2	5x (Louisiana Tech)	3/10/19
Doubles	1	4x (at USC)	2/23/19
Triples	--	--	--
Home Runs	--	--	--
RBI	3	Eastern Illinois	2/16/19
Walks	3	Charlotte	3/6/19
Stolen Bases	1	4x (Louisiana Tech)	3/10/19

## SEASON HIGHS

Category	High	Opponent (Last)	Date
Hits	2	Eastern Illinois	2/16/19
Runs	2	3x (Louisiana Tech)	3/10/19
Doubles	1	2x (at USC)	2/23/19
Triples	--	--	--
Home Runs	--	--	--
RBI	3	Eastern Illinois	2/16/19
Walks	3	Charlotte	3/6/19
Stolen Bases	1	4x (Louisiana Tech)	3/10/19

## 2019 HIGHLIGHTS

- Drove in a career-high three RBIs in game one against EIU (Feb. 16), two coming from a double in the fourth inning, his second hit of the frame.
- Walked a career-high three times against Charlotte (March 6).
- Hit the walk-off single in the bottom of the ninth against Missouri (March 17), his only hit of the series.

## CAREER HIGHS

Category	High	Opponent (Last)	Date
Hits	3	at Alabama	3/22/19
Runs	3	2x (Louisiana Tech)	3/10/19
Doubles	1	5x (at No. 9 Texas)	3/20/19
Triples	1	2x (Louisiana Tech)	3/10/19
Home Runs	2	Stony Brook	3/2/19
RBI	5	Stony Brook	3/2/19
Walks	2	6x (Stony Brook)	3/1/19
Stolen Bases	2	Stony Brook	3/1/19

## SEASON HIGHS

Category	High	Opponent (Last)	Date
Hits	3	at Alabama	3/22/19
Runs	3	2x (Louisiana Tech)	3/10/19
Doubles	1	2x (at No. 9 Texas)	3/20/19
Triples	1	2x (Louisiana Tech)	3/10/19
Home Runs	2	Stony Brook	3/2/19
RBI	5	Stony Brook	3/2/19
Walks	2	3x (Stony Brook)	3/1/19
Stolen Bases	2	Stony Brook	3/1/19

## 2019 HIGHLIGHTS

- Recorded his first multi-hit game of the year on Opening Day against EIU (Feb. 16), going 2-for-4 with two RBIs, one double and one home run.
- The home run was his first of his career and travelled 407 feet beyond the right field bullpen.
- Tallied three RBIs in game two against USC (Feb. 22), two coming from a triple.
- Provided the insurance RBI later in the game in the ninth inning of game two against USC (Feb. 22) with a single down the right field line, scoring Curtis Washington, Jr.
- Recorded his first multi-home run game of his career after going deep in back-to-back at-bats against Stony Brook (March 2), part of a 2-for-4 day with three runs scored and a career-high five RBIs.
- Picked up his second triple of the season, part of a 2-for-3 day against Louisiana Tech (March 10).
- Finished the series against the Bulldogs, 4-for-10 (.400) with three runs scored and one RBI.
- Went 3-for-5 in the series opener against Alabama (March 22), a career-high in hits, his sixth multi-hit game of the year.
- Had a 2-for-5 ballgame at Missouri State (March 26) with an RBI and a run scored, his 19th RBI of the year.
- Tallied his eighth multi-hit game of the year in the series finale against Ole Miss (March 31), including hitting his fifth home run.

**#4 TREVOR EZELL • R-SR • INF • 5-8 • 200**

**CAREER HIGHS**

Category	High	Opponent (Last)	Date
Hits	4	7x (at Tennessee Tech)	4/29/18
Runs	5	2x (Eastern Illinois)	4/17/16
Doubles	2	5x (at Alabama)	3/24/19
Triples	1	14x (Stony Brook)	3/1/19
Home Runs	1	19x (Charlotte)	3/6/19
RBLs	4	4x (Bowling Green)	2/25/18
Walks	3	7x (at USC)	2/22/19
Stolen Bases	3	SIUE	4/2/16

**SEASON HIGHS**

Category	High	Opponent (Last)	Date
Hits	3	2x (Memphis)	2/27/19
Runs	3	Eastern Illinois	2/16/19
Doubles	2	2x (at Alabama)	3/24/19
Triples	1	Stony Brook	3/1/19
Home Runs	1	3x (Charlotte)	3/6/19
RBLs	3	2x (Stony Brook)	3/2/19
Walks	3	at USC	2/22/19
Stolen Bases	2	2x (Memphis)	2/27/19

**2019 HIGHLIGHTS**

- Made his Razorback debut, starting at first base in all three games against Eastern Illinois, and led the team with a 5-for-10 (.500) combined performance at the plate.
- Went 3-for-4 in the first game of the season with two doubles and one home run in the 15-7 win. His home run in the third inning was Arkansas' first homer of the year.
- Now is an astounding 21-for-44 (.477) in 12 games at the plate against the Panthers dating back to his four years at SE Missouri State.
- Walked three times in the only game he didn't get a hit, scoring two runs against USC (Feb. 22).
- Leads the team with seven stolen bases on the year, good for eighth in the SEC.
- Hit his third home run of the year against Charlotte (March 6), part of a 1-for-3 day with two runs scored.
- Notched multi-hit games against No. 9 Texas (March 20) and Alabama (March 24), giving him eight multi-hit games this year.
- Has driven in nine runs in games where he's had two or more hits this year.

**#5 JACOB NESBIT • R-FR • INF • 6-0 • 175**

**SEASON HIGHS**

Category	High	Opponent (Last)	Date
Hits	3	at No. 9 Texas	3/20/19
Runs	2	at No. 9 Texas	3/19/19
Doubles	1	4x (No. 21 Ole Miss)	3/30/19
Triples	--	--	--
Home Runs	1	at Alabama	3/22/19
RBLs	3	2x (at Alabama)	3/22/19
Walks	1	10x (No. 21 Ole Miss)	3/29/19
Stolen Bases	1	4x (at Alabama)	3/24/19

**2019 HIGHLIGHTS**

- Combined to go 4-for-8 (.500) in the first two games of the season vs. EIU (Feb. 16), including driving in three in game two of the DH.
- Finished the Louisiana Tech series (March 8-10) 4-for-10 (.400) with two runs scored and two RBLs.
- Hit .421 (8-for-19) over the last five games, the second-best average on the team for the week.
- Is currently on a team-best 14-game hitting streak and 21-game reached base streak. The hit streak dates back to March 6 against Charlotte.
- Tallied his first three-hit game of his career when he went 3-for-4 with two RBLs in a 7-6 loss at No. 9 Texas (March 20).
- Tied his career high with three RBLs in the game one win over Alabama (March 22) and finished the week with seven runs driven in.
- Hit his first career home run on Friday against Alabama, becoming the eighth different Razorback to hit at least one home run this season.
- Has seen his batting average rise from .235 to .346 over the course of his hit streak and has tallied five multi-hit games during the same span.
- Saw his team-best 15-game hitting streak come to an end on March 29 against Ole Miss. Also saw his team-best 24-game reached base streak come to an end on March 31 against Ole Miss.
- The hit streak was the longest by a Razorback since Tyler Spoon (16 games) in 2013.

## SEASON HIGHS

Category	High	Opponent (Last)	Date
Hits	3	2x (Charlotte)	3/6/19
Runs	2	3x (Stony Brook)	3/2/19
Doubles	1	3x (Charlotte)	3/6/19
Triples	1	Charlotte	3/6/19
Home Runs	1	4x (No. 21 Ole Miss)	3/30/19
RBIs	4	at No. 9 Texas	3/19/19
Walks	3	at USC	2/22/19
Stolen Bases	2	at USC	2/21/19

## 2019 HIGHLIGHTS

- Went 2-for-5 in his first career start (vs. EIU - Feb. 16), driving in three RBIs and hitting his first career home run.
- Went 3-for-7 at the plate against the Trojans, but reached base a total of seven times adding four walks to his weekend.
- Reached base three times in four plate appearances in game one against USC (Feb. 21) via walk.
- It currently ties with Trevor Ezell for the most walks in a game this season by a Razorback.
- Hit a key two-run double in the sixth inning of game two to put Arkansas up by three, one of two doubles he hit this weekend.
- Tallied his second multi-hit game of the year in game three, providing an RBI double in the second inning and an RBI single in the seventh, Arkansas' first two runs of the game.
- Nearly hit for the cycle against Charlotte (March 6), falling a home run shy in a 3-for-4 game, his second three-hit game of the year.
- Has been, arguably, Arkansas' best hitter in the lineup with two outs as he's hitting .318 and has driven in 10 RBIs with two away.
- Hit Arkansas' first grand slam of the season in the second inning against No. 9 Texas (March 19), becoming the first Razorback with a four-RBI game this season.

## SEASON HIGHS

Category	High	Opponent (Last)	Date
Hits	3	at Alabama	3/22/19
Runs	2	at Alabama	3/22/19
Doubles	2	Missouri	3/15/19
Triples	--	--	--
Home Runs	--	--	--
RBIs	3	No. 21 Ole Miss	3/29/19
Walks	1	9x (No. 21 Ole Miss)	3/31/19
Stolen Bases	1	4x (at Missouri St.)	3/26/19

## 2019 HIGHLIGHTS

- Went 2-for-4 in his first career start as a Razorback (vs. EIU - Feb. 16), driving in one run and scoring one.
- Provided the winning pinch-hit single to defeat Western Illinois (March 13) in eight innings.
- Recorded two multi-hit games in the Missouri series (March 15-17), his first multi-hit game since the season-opener against Eastern Illinois (Feb. 16).
- Has totaled two hits or more in five of his last eight games, including a 2-for-5 game in the series opener at No. 9 Texas (March 19), while driving in one run.
- Tallied a career-high three hits in the series-opening win over Alabama (March 22), including one double and two runs scored.
- Went 2-for-3 in the 5-3 victory over No. 21 Ole Miss (March 29), driving in a career-high three runs.



**QUICK FACTS**

**GENERAL INFORMATION**

Location..... Fayetteville, Arkansas  
 Founded.....1871  
 Enrollment..... 27,558  
 Nickname..... Razorbacks  
 School Colors..... Cardinal (PMS 201) and White  
 Conference..... Southeastern (Western Division)  
 System President..... Dr. Donald R. Bobbitt (Arkansas, 1980)  
 Chancellor.....Dr. Joseph E. Steinmetz (Central Michigan, 1977)  
 Athletic Director.....Hunter Yurachek (Guilford College, 1990)  
 Faculty Athletic Rep.....Gerald Jordan (Arkansas, 1970)  
 Athletics Website..... ArkansasRazorbacks.com  
 Ticket Office Phone.....1-800-982-HOGS  
 Athletic Department Phone.....(479) 575-6533

**COACHING STAFF**

Head Coach.....Dave Van Horn (Arkansas, 1988)  
 Record at Arkansas..... 643-364 (16 seasons, .639)  
 Overall Division I Record..... 963-521 (24 seasons, .649)  
 Overall as a Head Coach.....1,228-604 (30 seasons, .670)  
 Van Horn's DI Postseason App. (Total/at UA)..... 19/15  
 Van Horn's College World Series Appearances..... 7  
 (Neb: 2001, 2002; Ark: 2004, 2009, 2012, 2015, 2018)  
 Hitting Coach/Recruiting Coordinator.....  
 .....Nate Thompson (Dallas Baptist, 2006)  
 Pitching Coach..... Matt Hobbs (Missouri, 2002)  
 Volunteer Assistant Coach.....Taylor Smart (Tennessee, 2017)  
 Student Asst. Coach.....Jared Gates  
 ..... Harrison Heffley  
 Dir. of Baseball Operations.....Clay Goodwin (Arkansas, 2005)  
 Athletic Trainer..... Corey Wood (East Carolina, 2008)  
 Strength & Conditioning...Blaine Kinsley (Lenoir-Rhyne, 2010)  
 Director of Video and Scouting.....Zach Barr  
 Graduate Managers.....Doug Willey, Phil Cebuhar  
 Managers.....Sean O'Neil  
 ..... Cale Petrie  
 .....Hayden Sutton  
 .....Chandler Tolbert

**HISTORY**

Years of Varsity Baseball at Arkansas.....96  
 (1897, 1901-03, 05, 08-16, 19-20, 22-29, 47-18)  
 All-Time Program Record..... 2,196-1,384-6 (.612)  
 All-Time Conference Record/Years..... SEC: 397-383 (.509)/27  
 SWC: 264-205 (.563)/24  
 Combined: 661-588 (.529)/51  
 Conference Titles/Years..... SEC Overall: 2/1999, 2004  
 SEC Western Division: 4/1999, 2004, 2007, 2011, 2018  
 SWC: 2/1989, 1990  
 Conference Tournament Record/Years..... SEC: 33-40 (.452)/23  
 SWC: 18-25 (.419)/14  
 Combined: 51-65 (.440)/37  
 Conference Tournament Titles/Years..... SEC: None  
 SWC: 1/1985  
 NCAA Postseason Appearances.....30  
 (1973, 79-80, 83, 85-90, 95-96, 98-99, 2002-15, 2017, 2018)  
 NCAA Postseason Record..... 83-66 (.557)  
 College World Series Appearances.....9  
 (1979, 1985, 1987, 1989, 2004, 2009, 2012, 2015, 2018)  
 College World Series Record..... 15-18 (.455)  
 NCAA Super Regional Appearances.....7  
 .....(2002, 2004, 2009, 2010, 2012, 2015, 2018)  
 NCAA Super Regional Record.....11-7 (.600)  
 NCAA Regional Appearances.....29  
 NCAA Regional Record.....57-41 (.568)  
 Overall NCAA Regional Hosts..... 7 (1999, 2004, 2006, 2007, 2010,  
 2017, 2018)  
 Best NCAA Finish..... 1979 and 2018 National Runner-up

**GAME CREDENTIALS**

Members of the media should contact John Thomas to request individual game credentials for Razorback home games. Credential requests should be made no later than noon (CT) the day before the scheduled contest and should be directed by e-mail to John Thomas. Credential requests for away games should be made to the communications contact of the home team. Only fully accredited personnel directly involved in the coverage of the game will be admitted. Credentials are non-transferable.

**INTERVIEW POLICIES**

Please direct all requests for interviews with coaches and players to John Thomas. For home SEC weekends, Coach Dave Van Horn will hold his weekly press conference on Thursday with players and assistant coaches available following Thursday's practice. On road SEC weekends, Coach Van Horn will hold his weekly press conference on Wednesday with players and assistant coaches available following Wednesday's practice. Players are not available for interviews on gamedays, except for post-game interviews. Post-game press conferences are held in the indoor Pitching Development Center located down the third base line. Coach Van Horn and two or three most requested Razorback players will address the media. In the event of a doubleheader, the only Arkansas player available between games for interviews is the starting pitcher of game one. The Arkansas clubhouse is off limits to the media at all times.

**E-MAIL UPDATES**

Members of the media may request to be added to the Arkansas communications baseball e-mail group. Subscribers will receive game notes, game stories and other information. To subscribe, send a request to John Thomas. Please identify yourself and your organization in your request as this service is only available to members of the media.

**GAMEDAY MEDIA SERVICES**

The Arkansas communications staff provides scorecards, rosters, updated statistics and results for each team in the Baum Stadium press box prior to home games. Box scores, play-by-play and any postgame notes are disseminated approximately 10 minutes after the conclusion of the game. An Associated Press-style game story is also produced by the communications office. Members of the media may request these stories be sent to their organization via e-mail by contacting a member of the communications office.

**WIRELESS INTERNET**

The Baum Stadium press box is equipped with wireless internet for use by the media. Media members should log on to the "UARK Media" network by using a password that will be provided at the stadium.

**GAMEDAY LIVE STATS**

Live in-game stats will be provided at <http://arkansas.statbroadcast.com>.

**FACILITIES/PARKING**

The Arkansas baseball team conducts all games at Baum-Walker Stadium at George Cole Field. Baum Stadium is located just off Razorback Road south of Martin Luther King, Jr., Boulevard. There is space for media parking on game day. Only cars with a parking credential will be allowed access to the parking lot.

**PHOTOGRAPHERS**

No cameras are allowed on the Baum Stadium playing surface during games. Photographers are encouraged to use the photo wells at the end of each dugout and behind home plate.

**ARKANSAS ATHLETIC COMMUNICATIONS**

The University of Arkansas athletic communications office is located on the main floor of Bud Walton Arena behind the Hog Heaven Store with office hours from 8 a.m. to 5 p.m., Monday through Friday. You can often reach us at Bud Walton after hours, but if not, please leave a message on our voice mail system.

Office: 479-575-2751 | Cell: 479-313-2564  
 Fax: 479-575-7481 | Press Row: 479-575-6622

Mailing Address  
 Razorbacks Communications  
 P.O. Box 7777  
 Fayetteville, AR 72702-7777



# 2019 SCHEDULE AND RESULTS

	Opponent	Score	WP	LP	SV	Attend	Time
<b>FEBRUARY</b>							
16	Eastern Illinois-1	W, 15-7	I. Campbell (1-0)	T. Jones (0-1)	--	--	3:11
	Eastern Illinois-2	W, 12-3	K. Ramage (1-0)	M. YaSenka (0-1)	--	8838	3:10
17	Eastern Illinois	W, 3-2	M. Cronin (1-0)	B. Malatestinic (0-1)	--	7382	2:49
21	at USC	W, 6-3	K. Ramage (2-0)	Q. Longrie (0-1)	M. Cronin (1)	377	3:28
22	at USC	W, 8-6	I. Campbell (2-0)	K. Hurt (0-1)	M. Cronin (2)	994	2:52
23	at USC	L, 6-4 (10 inn.)	C. Clarke (2-0)	M. Denton (0-1)	--	799	3:19
27	Memphis	W, 10-3	Z. Vermillion (1-0)	D. Denz (0-1)	--	6990	3:10
<b>MARCH</b>							
1	Stony Brook-1	W, 3-1	I. Campbell (3-0)	G. Marino (1-2)	M. Cronin (3)	--	2:17
	Stony Brook-2	W, 4-3	K. Ramage (3-0)	B. Herrmann (1-1)	J. Kostyshock (1)	7234	2:42
3	Stony Brook	W, 15-7	Z. Vermillion (2-0)	N. DeGennaro (0-1)	--	8117	3:35
5	Charlotte			CANCELLED			.
6	Charlotte	W, 9-2	P. Wicklander (1-1)	R. Czanstkowski (0-1)	--	6976	2:45
8	Louisiana Tech	W, 4-2	K. Kopps (1-0)	K. Griffen (2-2)	M. Cronin (4)	8246	3:05
9	Louisiana Tech	L, 12-7	J. Kostyshock (0-1)	L. Robbins (1-0)	B. Smith (2)	9272	3:36
10	Louisiana Tech	W, 11-0	C. Scroggins (1-0)	L. Bailey (1-2)	--	7572	3:03
12	Western Illinois	W, 8-0	P. Wicklander (2-1)	A. Dorethy (0-3)	--	6926	2:45
13	Western Illinois	W, 11-1 (8 inn.)	M. Denton (1-1)	J. Foy (0-3)	--	6869	3:13
15	Missouri*	W, 2-0	I. Campbell (4-0)	J. Cantleberry (2-1)	M. Cronin (5)	8150	2:37
16	Missouri*	W, 4-3	K. Ramage (4-0)	TJ Sikkema (2-1)	M. Cronin (6)	9521	2:39
17	Missouri*	W, 3-2	J. Kostyshock (1-1)	C. Dulle (1-2)	--	9281	2:28
19	at #9 Texas	W, 11-4	K. Ramage (5-0)	J. Neely (0-1)	--	6208	2:39
20	at #9 Texas	L, 7-6	T. Stevens (2-1)	E. Trest (0-1)	C. Quintanilla (4)	6260	3:53
22	at Alabama*	W, 12-3	I. Campbell (5-0)	S. Finnerty (4-2)	--	4060	2:50
23	at Alabama*	L, 10-0	B. Love (3-0)	C. Noland (0-1)	--	4317	2:45
24	at Alabama*	W, 10-2	C. Scroggins (2-0)	W. Freeman (2-2)	--	3687	2:58
26	at Missouri St.	W, 8-2	Z. Vermillion (3-0)	H. Juenger (0-2)	--	2457	3:12
29	Ole Miss*	W, 5-3	I. Campbell (6-0)	W. Ethridge (4-2)	M. Cronin (7)	10251	3:03
30	Ole Miss*	L, 4-3	A. Miller (2-0)	K. Kopps (1-1)	P. Caracci (6)	9642	2:51
31	Ole Miss*	L, 10-5	Z. Phillips (3-1)	K. Kopps (1-2)	T. Myers (1)	8433	3:39
<b>APRIL</b>							
2	Little Rock	--	Baum Stadium	--	SECN+	--	6:30 p.m.
4	at Auburn*	--	Auburn, Ala.	--	ESPNU	--	6:30 p.m.
5	at Auburn*	--	Auburn, Ala.	--	SECN+	--	6 p.m.
6	at Auburn*	--	Auburn, Ala.	--	SECN+	--	2 p.m.
9	Oral Roberts	--	Baum Stadium	--	SECN+	--	6:30 p.m.
12	at Vanderbilt*	--	Nashville, Tenn.	--	SEC Network	--	7 p.m.
13	at Vanderbilt*	--	Nashville, Tenn.	--	ESPNU	--	8 p.m.
14	at Vanderbilt*	--	Nashville, Tenn.	--	SECN+	--	1 p.m.
16	Arkansas-Pine Bluff	--	Baum Stadium	--	SECN+	--	6:30 p.m.
18	Mississippi State*	--	Baum Stadium	--	ESPNU	--	8 p.m.
19	Mississippi State*	--	Baum Stadium	--	SECN+	--	6:30 p.m.
20	Mississippi State*	--	Baum Stadium	--	SECN+	--	2 p.m.
23	Northwestern State	--	Baum Stadium	--	SECN+	--	6:30 p.m.
24	Northwestern State	--	Baum Stadium	--	SECN+	--	3 p.m.
26	Tennessee*	--	Baum Stadium	--	SECN+	--	6:30 p.m.
27	Tennessee*	--	Baum Stadium	--	SECN+	--	6:30 p.m.
28	Tennessee*	--	Baum Stadium	--	SEC Network	--	4 p.m.
30	Grambling State--	--	North Little Rock, Ark.	--	--	--	6:30 p.m.
<b>MAY</b>							
3	at Kentucky*	--	Lexington, Ky.	--	SECN+	--	5:30 p.m.
4	at Kentucky*	--	Lexington, Ky.	--	SECN+	--	1 p.m.
5	at Kentucky*	--	Lexington, Ky.	--	SECN+	--	Noon
9	LSU*	--	Baum Stadium	--	ESPNU	--	6:30 p.m.
10	LSU*	--	Baum Stadium	--	SECN+	--	6:30 p.m.
11	LSU*	--	Baum Stadium	--	ESPN2	--	1 p.m.
16	at Texas A&M*	--	College Station, Texas	--	SECN+	--	6:30 p.m.
17	at Texas A&M*	--	College Station, Texas	--	SECN+	--	6:30 p.m.
18	at Texas A&M*	--	College Station, Texas	--	SECN+	--	2 p.m.





**ZACK GREGORY**  
Fr. • 5-10 • 175 • L/R  
INF • Keller, Texas



**TREVOR EZELL**  
R-Sr. • 5-8 • 200 • S/R  
INF • Bryant, Ark.




**JACOB NESBIT**  
R-Fr. • 6-0 • 170 • R/R  
INF • Coppell, Texas



**JACK KENLEY**  
Jr. • 6-0 • 180 • L/R  
INF • Germantown, Tenn.




**JORDAN MCFARLAND**  
Jr. • 6-3 • 210 • R/R  
INF/OF • Waterloo, Ill.




**MATT GOODHEART**  
So. • 6-1 • 180 • L/R  
INF/OF • Magnolia, Ark.




**CASEY OPITZ**  
So. • 5-11 • 175 • S/R  
C/UTL • Centennial, Colo.




**CONNOR NOLAND**  
Fr. • 6-2 • 215 • R/R  
RHP • Greenwood, Ark.




**CALEB DENNY**  
Fr. • 6-2 • 180 • L/R  
INF • Owasso, Okla.




**CASEY MARTIN**  
So. • 5-11 • 175 • R/R  
INF • Lonoke, Ark.




**ANDREW STANLEY**  
Fr. • 5-9 • 180 • R/R  
C • Searcy, Ark.




**TREY HARRIS**  
Fr. • 5-10 • 165 • R/R  
OF • Little Rock, Ark.




**HESTON KJERSTAD**  
So. • 6-3 • 200 • L/R  
OF • Amarillo, Texas




**COBY BOULWARE**  
So. • 5-9 • 170 • R/R  
INF • Anthem, Ariz.



**ELIJAH TREST**  
Fr. • 6-3 • 205 • L/R  
RHP • White Oak, Texas




**JACOB BURTON**  
Fr. • 6-0 • 195 • R/R  
RHP • Diana, Texas



**CURTIS WASHINGTON, JR.**  
Fr. • 6-2 • 175 • R/R  
OF/INF • West Memphis, Ark.




**DOMINIC FLETCHER**  
Jr. • 5-9 • 175 • L/L  
OF • Cypress, Calif.




**CHRISTIAN FRANKLIN**  
Fr. • 5-11 • 180 • R/R  
OF • Overland Park, Kan.



**TRAVIS HESTER**  
Fr. • 6-2 • 195 • R/R  
RHP • College Station, Texas



**DILLON LIFRIERI**  
Fr. • 6-0 • 190 • R/R  
OF/INF • Wilton, Conn.



**KOLE RAMAGE**  
So. • 6-1 • 195 • R/R  
RHP • Southlake, Texas



**MARSHALL DENTON**  
R-So. • 5-11 • 165 • R/R  
RHP • Beebe, Ark.



**CALEB BOLDEN**  
So. • 6-2 • 185 • R/R  
RHP • Texarkana, Texas




**MATT CRONIN**  
Jr. • 6-2 • 210 • L/L  
LHP • Navarre, Fla.




**PATRICK WICKLANDER**  
Fr. • 6-1 • 180 • R/L  
LHP • San Jose, Calif.



**STEVEN SANCHEZ**  
Fr. • 6-7 • 250 • L/L  
LHP • Mundelein, Ill.




**JACOB KOSTYSHOCK**  
Jr. • 6-4 • 175 • R/R  
RHP • O'Fallon, Mo.




**CADEN MONKE**  
Fr. • 6-3 • 160 • L/L  
LHP • Mt. Olive, Ill.



**EVAN TAYLOR**  
Fr. • 6-4 • 235 • L/L  
LHP • Florence, Ala.



**COLLIN TAYLOR**  
R-So. • 5-11 • 220 • R/R  
RHP • Florence, Ala.



**KEVIN KOPPS**  
R-Jr. • 6-0 • 200 • R/R  
RHP • Sugar Land, Texas




**CARTER SELLS**  
Fr. • 6-0 • 190 • R/R  
RHP • Brentwood, Tenn.



**ZACK PLUNKETT**  
R-Sr. • 6-2 • 230 • R/R  
C • Hurst, Texas




**LIAM HENRY**  
Fr. • 6-2 • 175 • L/L  
LHP • Kansas City, Mo.



**WILL BARKER**  
Fr. • 6-2 • 180 • R/R  
RHP • Sherwood, Ark.



**ISAIAH CAMPBELL**  
R-Jr. • 6-4 • 235 • R/R  
RHP • Olathe, Kan.




**CODY SCROGGINS**  
R-Jr. • 6-0 • 185 • R/R  
RHP • Bentonville, Ark.




**ZEBULON VERMILLION**  
So. • 6-4 • 210 • L/R  
RHP • Prairie Village, Kan.



**DAVE VAN HORN**  
Head Coach  
17th Season



**NATE THOMPSON**  
Assistant Coach  
2nd Season




**MATT HOBBS**  
Assistant Coach  
1st Season



**TAYLOR SMART**  
Volunteer Assistant  
1st Season



**CLAY GOODWIN**  
Dir. of Operations  
12th Season



**JARED GATES**  
Student Assistant  
1st Season



**HARRISON HEFFLEY**  
Student Assistant  
2nd Season